



monitoring the future

**questionnaire responses from the
nation's high school seniors**

2002

Jerald G. Bachman, Lloyd D. Johnston, and
Patrick M. O'Malley

monitoring the future

**questionnaire responses from the
nation's high school seniors**

2002

Jerald G. Bachman, Lloyd D. Johnston, and
Patrick M. O'Malley

Survey Research Center • Institute for Social Research
The University of Michigan
Ann Arbor, Michigan

ISSN 0190-9185
ISBN 0-87944-407-X
Library of Congress Catalog Card Number 79-640937

Copyright 2005 by the University of Michigan,
All rights reserved

Published in 2005 by:
Institute for Social Research,
The University of Michigan, Ann Arbor, Michigan

6 5 4 3 2 1

Printed in the United States of America

Table of Contents

| | |
|--|------|
| Preface | v |
| Purposes of This Series of Publications | v |
| A Guide for the Reader | vi |
| Availability of Archived Data | vii |
| Other Publications from the Study | vii |
| Acknowledgments | viii |
| Introduction | 1 |
| The Need for Social Indicators | 2 |
| Research Design and Procedures | 2 |
| Reasons for Focusing on High School Seniors | 2 |
| Sampling Procedures | 3 |
| School Recruiting Procedures | 4 |
| Advance Contact with Teachers and Students | 4 |
| Questionnaire Administrations | 5 |
| Procedures for Protecting Confidentiality | 5 |
| Content Areas and Questionnaire Design | 5 |
| Representativeness and Validity | 9 |
| School Participation | 9 |
| Student Participation | 9 |
| Validity of Self-Report Data | 9 |
| Accuracy of the Sample | 10 |
| Consistency and the Measurements of Trends | 10 |
| Caveats to the Users of the Data | 10 |
| Estimation of Sampling Errors | 10 |
| Subgroup Definitions | 11 |
| Missing Data Notes | 11 |
| Characterizing Heroin Users | 11 |
| Interpreting Racial Differences | 12 |
| A Note on the Questions about Amphetamine Use | 14 |
| A Note on the Questions about Alcohol Use | 14 |
| A Note on the Questions about the Use of Hallucinogens Other Than LSD and Tranquilizers | 14 |
| A Note on the Questions about the Use of Narcotics Other Than Heroin | 15 |
| Descriptive Results | 17 |
| Introduction to the Table Format and Conventions | 17 |
| Definitions of Column Headings | 17 |
| Table Contents | 18 |
| Questionnaire Forms 1 through 6 | 20 |
| Section C (All Forms): Demographic Variables, Family Background, etc. | 20 |
| Section B (All Forms): Drug Use | 28 |
| Questionnaire Form 1 | 42 |
| Section A | 42 |

| | |
|--|-----|
| Section B (Detailed Drug Use) | 52 |
| Section D | 92 |
| Questionnaire Form 2 | 102 |
| Section A | 102 |
| Section D | 116 |
| Section E | 122 |
| Questionnaire Form 3 | 135 |
| Section A | 135 |
| Section D | 150 |
| Section E | 153 |
| Questionnaire Form 4 | 163 |
| Section A | 163 |
| Section D | 176 |
| Section E | 185 |
| Questionnaire Form 5 | 191 |
| Section A | 191 |
| Section D | 205 |
| Section E | 211 |
| Questionnaire Form 6 | 221 |
| Section A | 221 |
| Section B | 232 |
| Section D | 238 |
| Cross-Time Index of Questionnaire Items, 1976-2002 | 253 |
| Introduction to the Indexing Conventions | 253 |
| Definitions of Column Headings | 253 |
| Question Index | 262 |
| Appendices | 357 |
| Appendix A: Sampling Error Estimates and Tables | 357 |
| Appendix B: Procedures Used to Derive Design Effects and Sampling Errors | 367 |
| Appendix C: Questionnaire Covers, Instructions, and Sample Page | 379 |
| References | 383 |
| Tables | |
| Table 1: Sample Sizes and Student Response Rates | 4 |
| Table 2: Measurement Content Areas | 6 |
| Table 3: Prevalence of Drug Use Question Numbers by Questionnaire Form, 2002 | 7 |
| Table 4: Subject Area Key | 256 |
| Table A-1: Confidence Intervals (95% Level) around Percentage Values | 361 |
| Table A-2: Confidence Intervals for Differences between Two Percentages (95% Confidence Level) | 363 |
| Table B-1: Sample Sizes (Unweighted and Weighted) in Subgroups by Year | 375 |
| Table B-2: Guidelines for Computing Design Effects (DEFFs) for Percentages and Means Derived from Monitoring the Future Samples | 379 |
| Figures | |
| Figure 1: Guide to Table Format | 19 |
| Figure 2: Guide to Cross-Time Index | 255 |
| Figure B-1: Design Effects for Single Percentages | 372 |
| Figure B-2: Design Effects for Differences Between Percentages | 373 |

Preface

This volume is the latest in a series that presents descriptive statistical results from a national survey of young people entitled *Monitoring the Future: A Continuing Study of the Lifestyles and Values of Youth*. Each year, the study surveys a large sample of high school seniors, located in approximately 130 schools nationwide and drawn to be representative of all seniors in the coterminous United States.

The first four volumes in this series, dealing with the high school classes of 1975, 1976, 1977, and 1978, were published simultaneously early in 1980. Additional volumes appear on an annual basis. The most important contribution of this series is likely to be the opportunity it provides for the exploration of trends, a process that obviously involves the use of several different volumes. With that in mind, we have kept the format highly consistent from one volume to another, and we have developed an index (described below) that should facilitate the process of matching data across years. It should be noted that the volume presenting 1975 data is different from the others in several respects.*

Although we designed the volumes to fit together as a series, we also saw distinct advantages in having each volume able to stand alone—to be usable without reference to any of the others. For that reason, the introductory material on research design and questionnaire content, the instructions for accessing the data tables, and the appendices on sampling errors are all included in each volume. Thus, the small price we pay for making each volume self-contained is that much of the text portion is repeated each year.

Purposes of This Series of Publications

Monitoring the Future, which is conducted by the University of Michigan's Institute for Social Re-

search and receives its core funding from the National Institute on Drug Abuse, is an unusually comprehensive research project in several respects: surveys are conducted annually on an ongoing basis; the samples are large and nationally representative; and the subject matter is very broad, encompassing some 1,400 variables per year. Many people—scholars, policy makers, educators, and so on—will have an interest in the results.

The principal investigators are already writing for a number of these audiences and will continue to do so. Because of the limitations in our own time, interests, and expertise, however, there is an enormous amount of valuable information that may never be utilized if the initiative to digest and disseminate all of it must come from us alone. Further, since the project is in part a social indicator series, its value rests to a considerable degree on *timely* dissemination of the results. For these reasons, we wish to share the study's results with others in a number of fields on a rapid and regular basis. We have chosen to provide two major and complementary vehicles for doing this: (a) these annual reference volumes of descriptive results and (b) machine-readable data archives for direct analysis by others.

We believe that many potential users who would not mount the effort required to conduct computer analyses of archived data will be able to get most of what they want from these volumes of descriptive results. The user of any one of these volumes can estimate—usually with considerable accuracy—a wide variety of characteristics of the high school class described in that volume. To take just one example, the user of the 1994 volume can ascertain that 30.7 percent of seniors in the high school class of 1994 reported using marijuana at least once during the preceding year. Further, by utilizing

*The 1975 volume does not include comparison data for African American and white subgroups, nor does it include data for the subgroups who did and did not plan to complete four years of college. Also, somewhat fewer questionnaire items appear than in the other volumes. These restrictions are the result primarily of missing data problems that occurred only in the 1975 survey. In most respects, however, those seeking to compare different classes of high school seniors will find the 1975 data useful.

two or more of these volumes, the reader can describe recent trends in any such characteristic. To continue with the same example, the volume describing the high school class of 1975 indicates that 40.0 percent of these seniors reported marijuana use during the preceding year; and when that is combined with the data from the intervening years, the reader is able to discern a steady increase between 1975 and 1979 (50.8 percent of that class reported having used marijuana at least once in the preceding year) and a subsequent steady decrease, through 1992, to below the 1975 level. Between 1992 and 1997, there were increases in marijuana use; from 1998 to 2002, there was a slight decline. The figures for the years 1975 to 2002 are:

| | % | | % | | % | | % |
|------|------|------|------|------|------|------|------|
| 1975 | 40.0 | 1982 | 44.3 | 1989 | 29.6 | 1996 | 35.8 |
| 1976 | 44.5 | 1983 | 42.3 | 1990 | 27.0 | 1997 | 38.5 |
| 1977 | 47.6 | 1984 | 40.0 | 1991 | 23.9 | 1998 | 37.5 |
| 1978 | 50.2 | 1985 | 40.6 | 1992 | 21.9 | 1999 | 37.8 |
| 1979 | 50.8 | 1986 | 38.8 | 1993 | 26.0 | 2000 | 36.5 |
| 1980 | 48.8 | 1987 | 36.3 | 1994 | 30.7 | 2001 | 37.0 |
| 1981 | 46.1 | 1988 | 33.1 | 1995 | 34.7 | 2002 | 36.2 |

A similar examination of trends can be carried out for about 1,400 different variables dealing with a wide variety of subject areas (listed in Table 2 of the Introduction). A simple indexing system (described below) has been developed that makes it quite straightforward for the reader wishing to do trend analyses to locate the results for a given question for any year of the study. The index in the present volume lists the location of all items included in the surveys from 1976 onward, as well as most items included in 1975.

Analyses such as those illustrated above need not be limited to the total sample. The data provided in these volumes also permit examination of a variety of subgroups (e.g., males, females, those from different regions, and those with different levels of drug use experience).

We recognize that providing ready access to essentially undigested data carries certain risks, particularly the risk of mistaken interpretations based on inadequate controls, lack of awareness of sample limitations, etc. More than offsetting the risks, in our view, are the advantages of prompt and widespread dissemination of these nationally representative survey indicator data. Although we are unable to eliminate the risks, we hope to reduce them by providing the reader with an extensive list

of caveats presented at the end of the Introduction section. We ask all who use the data to read these caveats carefully and take them seriously.

A Guide for the Reader

This volume is divided into three main parts: (1) the introductory section, (2) the section giving the descriptive results from the current year's survey, and (3) the cross-time item reference index.

Introductory Section. The introduction contains a description of the study—its purposes, major content areas, design, field procedures, response rates, and methods of publication and data dissemination. Since most of this material remains unchanged from year to year, anyone having read another of the volumes may wish to skim this section. We do, however, suggest reviewing the caveats, located at the end of the introductory section, which deal with interpreting and extrapolating from these data.

Descriptive Results Section. In this section, all questions contained in this year's survey are presented along with percentagized frequency distributions of answers for the entire sample and for selected subgroups. The questions in this section are organized according to the number of the questionnaire form in which they were contained (Forms 1 through 5 in 1975–88 and Forms 1 through 6 in 1989 on) and according to the order in which the questions occurred. There is one important exception, however. A major segment of questions common to all forms of the questionnaire (dealing with drug use, background characteristics, and some other subjects) is presented only once, at the beginning of the Descriptive Results section, using the data from respondents on all forms. Table 3 (Prevalence of Drug Use Question Numbers by Questionnaire Form, 2002), in the Introduction to this volume, lists the form and question numbers of all prevalence of drug use questions appearing in the Descriptive Results section.

The first portion of the Descriptive Results section contains detailed definitions of all subgroups for whom data are presented. It also describes the statistical conventions used in generating the tables.

Cross-Time Index of Questionnaire Items. Beginning with the 1982 volume, this index is ordered by subject area. (It was ordered by item reference number prior to 1982.) The index is intended to serve two purposes.

First, it should be useful in locating items dealing with a subject area of interest. The subject area key at the beginning of the cross-time item index shows the alphanumeric code assigned to various subject areas (e.g., "politics" or "work and leisure"). Having selected a subject area of interest, one can then go to that section of the index to locate all questions in any of the surveys that deal with that subject. (The procedure is slightly different in volumes prior to 1982, as described in those volumes.) To locate the results for any given question in this volume, simply look in column two of the item index for its page location.

The cross-time index can also be used to determine in which other years an item was used and where to locate it. If, in reviewing the Descriptive Results section, one locates an interesting item and would like to know in which of the other annual surveys of seniors it has appeared, it may be found in the cross-time index by the unique "item reference number" within the relevant subject area. The index will indicate all years in which that same item appeared and show the questionnaire form, section, and item number for each year. This information thus can be used to decide which other volumes in this series might be of relevance; and the same item may be readily located by its reference number in the index of any other volume prior to the 1982 volume and by its subject area and reference number in any volume from 1982 on.

Sampling Appendices. Appendix A is provided for those wishing to determine the confidence limits around a percentage estimate, to test the statistical significance of an observed difference between two groups, or to test the significance of a change from one year to another. It gives the necessary procedures and tables for such tests and provides the appropriate factors by which to correct for the fact that the study makes use of a multi-stage probability sample clustered in a limited number of schools (usually about 130). Appendix B provides further detail on sample design effects and the procedures that were used to derive the sampling error estimates.

Availability of Archived Data

As was mentioned earlier, this series of volumes is complemented by an archiving of the raw data set for direct analysis by others not associated with

the project. The present volumes should be a considerable help to those wishing to access the archived data since they provide a verbatim statement of items and answer categories and, also, because they include basic univariate and bivariate frequency distributions for all items, as well as the missing data rates. The cross-time index of items contained in each of these volumes also provides an efficient way to identify the relevant variables in various content areas, as well as to determine when they were measured and their questionnaire locations. In fact, we hope that the availability of this series will not only facilitate the use of the archived data but actually stimulate interest in their use.

The individual-level data that are summarized in this and previous volumes are available from:

The Substance Abuse and Mental Health Data Archive (SAMHDA)

The Inter-university Consortium for Political and Social Research (ICPSR)

Institute for Social Research

P.O. Box 1248

Ann Arbor, MI 48106-1248

The ICPSR archive makes individual-level data available to interested investigators for analysis. A few variables have been modified or deleted to ensure that the answers of an individual respondent cannot be located through pattern recognition (i.e., using various descriptor variables in combination to make a unique identification). The changed or deleted variables include month of birth, race, and the sampling weight, which adjusts for selection probability. To access the data, see the SAMHDA website at:

<http://www.ICPSR.umich.edu/SAMHDA>

Other Publications from the Study

A number of different forms of publications based on Monitoring the Future data have been developed or are being planned. One series of reports, dealing with trends in drug use and drug-related attitudes and beliefs, is being published by the National Institute on Drug Abuse. The first report in that series, *Drug Use among American High School Students, 1975-1977* (Johnston, Bachman, and O'Malley), was published in late 1977. Subsequent reports have been issued annually.* The most recent two-volume report in this series is *National*

*Single copies of these reports may be ordered without cost from the National Clearinghouse for Alcohol and Drug Information, P.O. Box 2345, Rockville, MD 20847-2345, 1-800-729-6686, e-mail info@health.org.

Survey Results on Drug Use from the Monitoring the Future Study, 1975–2002 (Johnston, O'Malley, and Bachman). As a supplement to the series, Occasional Paper No. 59 presents subgroup trends in substance use graphically. This is available online only. An occasional paper series has been launched by the project. It includes papers on design and methodological issues as well as special substantive analyses and early, and sometimes more detailed, drafts of articles planned for journal publication. Occasional Paper No. 54, "The Monitoring the Future Project after 27 Years: Design and Procedures" (Bachman, Johnston, and O'Malley, 2001), provides a detailed description of the study and its underlying rationale; Occasional Paper No. 52, "Aims and Objectives of the Monitoring the Future Study and Progress toward Fulfilling Them as of 2001" (Johnston, O'Malley, Schulenberg, and Bachman, 2001) provides a description of the study's objectives.

The present series of reference volumes is being published by the Institute for Social Research. A new volume will be added to this series each year.

To request particular papers, reprints, or periodic notification of publications available from the study, write to:

Monitoring the Future, Room 2311
Institute for Social Research
P.O. Box 1248
The University of Michigan
Ann Arbor, Michigan 48106-1248
www.monitoringthefuture.org

Acknowledgments

A great many people have contributed to the launching and development of this research effort.

We are indebted to a number of officials of the National Institute on Drug Abuse and the Special Action Office for Drug Abuse Prevention for their encouragement and advice at the outset—in particular, Richard Bucher, Robert DuPont, William Pollin, and Louise Richards.

Our colleagues at the Institute for Social Research and elsewhere, who shared their insights, and often their most cherished instrumentation, are too numerous to mention; but their contributions are greatly appreciated. To the former director of the Survey Research Center's Sampling Section, Irene Hess, and to her colleagues and her successor, Steven Heeringa, we owe a particular debt for the creativity of the sampling design for the study. The contributions of the SRC Field Section also have been very valuable.

Major contributions to the production of this particular volume were made by staff members Ginger Maggio, Jerome Hiniker, Jane Stanton, and Adam Burke.

The present and former members of the project staff (listed below) have, of course, contributed greatly to the building of this large and complex research series.

Finally, we would like to acknowledge the tens of thousands of high school seniors, their teachers, and their principals, whose cooperation and generous contributions of time make the Monitoring the Future project possible.

Jerald G. Bachman
Lloyd D. Johnston
Patrick M. O'Malley

Present and Former Members of the Project Staff

| | | | |
|-------------------|-------------------------|------------------|---------------------|
| Donna Ando | Maureen Ferrell | Regina Lombard | Barbara Renaud |
| Margaret Bailey | Marjorie Fisher | Mary Lutz | Nicole Ridenour |
| Dawn Bare | Michael Fisher | Elaine Maggio | Nancy Robinson |
| Ellen Berger | Tyrone Forman | Ginger Maggio | Willard Rodgers |
| Mary Lou Bewley | Randy Franzoi | Oksana Malanchuk | Don Rubinstein |
| Katherine Blatt | Peter Freedman-Doan | Gloria Martinez | Susan Saavedra |
| Mary Lea Bonucchi | Henry Freeman | Wayne McCulloch | Deborah Safron |
| Katheryn Boris | Walter Gruhn | Timothy McDaniel | Maria Sanchez |
| Patty Bradley | John Haeussler | Joan McGraw | John Schulenberg |
| Jonathon Brenner | Lana Harrison | Alicia Merline | Amy Schulz |
| Philip Brenner | Tanya Hart | Patti Meyer | Victor Sellinger |
| Marcy Breslow | James Hersey | John Miller | Tina Smith |
| Alison Bryant | A. Regula Herzog | Joy Miskowski | Jane Stanton |
| Joyce Buchanan | Jerome Hiniker | Caroline Mohai | Scott Tarry |
| Susan Burek | Renee Hinkle-De Groot | Marion Morse | Ann Taylor |
| Adam Burke | Ann Impens | Jordana Muroff | Richard Taylor |
| Amy Corning | Jane Jibson | Lisa Nagy | Lynda Tolen |
| Elaine Cousino | Pamela Kittel | Jim Neveaux | Lorel Vidlund |
| William Cross | Mark Krell | Jeffrey Nicholls | Katherine Wadsworth |
| Mary Danneffel- | Zenon Kuzmyn | Brian O'Keefe | John Wallace |
| Mashruwala | Karl Landis | Karl Palachuk | Chuck Westrin |
| Mary Lou Davis | Carol Larsen | Kathleen Palmer | Marla Weyher |
| Laura Decker | Sally Lawson | Dorothy Paulette | Kris Wiggins |
| Mary Dempsey | Sharon Leech | Susan Pauls | Deborah Willis |
| William Diedrich | W. Christopher Lenhardt | Timothy Perry | Sandra Wronski |
| Robert Doljanac | Margaret Libsch | Crystal Pickett | Thelma Wurzelbacher |
| Karen Donahue | Jeannette Lim | Sharon Pietila | Sheri Wynn |
| Richard Erickson | Ludmilla Litus | Joseph Pleck | Shelly Yee |
| Leslie Eveland | Jinyun Liu | Deborah Poinier | Daniel Zahs |
| Halford Fairchild | A. Katheryn Loker | Judith Redmond | |

Introduction

The Monitoring the Future project is designed to explore changes in many important values, behaviors, and attitudes of contemporary American youth. Two general types of tasks may be distinguished. The first is to provide a systematic and accurate *description* of the youth population of interest in a given year and to quantify the direction and rate of the changes taking place among them over time. The second task, more analytic than descriptive, involves the *explanation* of the relationships and trends observed to exist.

The task of description may be subdivided into three parts: (1) the description of static conditions (which may be accomplished through a single cross-sectional study); (2) the description of cross-cohort or, in longer time-spans, generational changes (usually accomplished using repeated cross-sections of the same age groups); and (3) the description of changes with aging (usually accomplished by means of longitudinal studies). The Monitoring the Future project has the capacity to provide each of these three types of descriptions, since it incorporates all three types of research design into a single study. (This complex design, in which multiple cohorts are followed longitudinally, has been referred to as a cohort-sequential design.)

The content of this volume exemplifies the first of these types of description in that it contains cross-sectional data on a single high school class. When the data in this volume are used in combination with data from other such volumes in the series, the nature, direction, and rates of change from one cohort of seniors to another also may be described—the type of reporting that is often labeled as the social indicator approach. The third

class of description—dealing with the maturational changes that occur during the years after high school—is not dealt with in this series of volumes but is reported in other publications from the study.*

The accurate characterization of American young people and the description of important changes occurring among them is but one class of objectives for the study. The second class of objectives involves the development of a greater understanding of what causes these young people to be as they are and why the changes being documented are occurring. An explanation will be sought through both the analysis of change at the aggregate level and at the individual level. The results of these explorations will be disseminated via the various publications discussed in the Preface.

The merging of the social indicator approach and the analysis of relationships (particularly longitudinal relationships) into a single cohort-sequential design is, in our view, synergistic: the effectiveness of the two approaches combined is greater than if the two were undertaken separately. Because the present series of volumes deals with senior year data only, our remarks here focus primarily on the project's social indicator contributions—the accurate description of high school seniors and the documentation of trends over time. It is worth noting, however, that even the limited amount of bivariate data included in the present volumes will suggest promising directions for relational analyses, many of which can be carried out using the archived data tapes from the project.

*Panels of students from each graduating class are randomly selected and followed longitudinally by mail. Individuals are surveyed biennially through age 30 and then at five-year intervals. These data allow the characterization of the changes that occur during the early adult years and on into the 40s. In addition, the data allow the cross-sectional characterization each year of most Americans (excluding high-school dropouts) in those age groups and the changes occurring in those characteristics.

The Need for Social Indicators

The fundamental argument for developing social indicators is that there are considerable scientific and practical benefits derived from having accurate information about current social realities and the way those realities have been changing. For the scientific community, such indicators provide a rich set of information against which existing theory may be tested and from which new theory may be suggested. For the community at large, social indicators permit the "reality testing" of common perceptions and beliefs about the nation and its people. Past experience has demonstrated that widely held conceptions, which themselves may serve to create or exacerbate problems, can be most inaccurate. One example is the exaggerated popular conception of the size and nature of the "gap" between generations (see Adelson, 1970, 1979); another is the mistaken assumption that most young people condone the use of a variety of illegal drugs (Johnston, 1973; Johnston, O'Malley, and Bachman, 2003).

While deflating exaggerated perceptions, a continual monitoring of indicators on youth also can reveal the beginning of new problems and thus give rise to corrective efforts at a relatively early stage. For instance, most would view with concern the emergence of new types of drug use. Monitoring the Future documented and reported a sharp increase in regular marijuana use among high school seniors in the late 70s, and, as a result, more attention was paid to the issue by policy makers, the media, and the general public. The discovery of such trends may trigger more intense efforts to discover the causes, consequences, and (when appropriate) preventatives of such behaviors.

Although social indicators seldom translate directly into specific policy decisions, the availability of descriptive information can substantially enhance the decision-making capabilities of policy makers. These data provide considerable insight into the size and nature of problems, the rate of change occurring nationally and in subgroups, and, in some instances, information about related factors and even the likely impacts of major social interventions (such as changed drug laws or new incentives for recruitment into the military, to name but two). They also provide the possibility of feed-

back on the consequences of some social interventions as well as major historical events.

The particular topics included in our monitoring system are summarized later in this introduction and, of course, they are presented fully in the complete set of data tables. For present purposes, it is enough to indicate that the range of topics is very broad. This breadth is partly due to the wide interests of the principal investigators; but it also reflects our conviction that the concurrent examination of trends in a variety of areas is not only much more cost efficient but also more scientifically productive.

Research Design and Procedures*

The basic research design involves annual data collections from high school seniors during the spring of each year, beginning with the class of 1975. Each data collection takes place in approximately 130 public and private high schools selected to provide an accurate cross-section of high school seniors throughout the coterminous United States. The design also provides for the longitudinal study of a subsample from each class of participating seniors; but since the focus of this series of volumes is exclusively on the data collected annually from seniors, the follow-up procedures will not be discussed here.

Reasons for Focusing on High School Seniors.

There are several reasons for choosing the senior year of high school as an optimal point for monitoring the behaviors and attitudes of youth. One is that the completion of high school represents the end of an important developmental stage in this society, since it demarcates both the end of universal public education and, for many, the end of living in the parental home. Therefore, it is a logical point at which to take stock of the accumulated influences of these two environments on American youth.

Further, the completion of high school represents the jumping off point from which young people diverge into widely differing social environments, including college, business firms, military service, and homemaking. But these environmental transitions are not the only important changes that coincide with the end of high school. Most young men and women now reach the formal age of adulthood shortly before or after graduation; more

*A more extensive description of the research design and procedures may be found in Bachman and Johnston (1978), Bachman, Johnston, and O'Malley (2001), or Johnston, O'Malley, and Bachman (2003).

significantly, they begin to assume adult roles, including financial self-support, marriage, and parenthood.

Finally, there are some important practical advantages to building a system of data collections around samples of high school seniors. The last year of high school constitutes the final point at which a reasonably good national sample of an age-specific cohort can be drawn and studied economically. The need for systematically repeated, large-scale samples from which to make reliable estimates of change requires that considerable stress be laid on efficiency and feasibility; the present design meets those requirements.

One limitation in the design is that it does not include in the target population those young men and women who drop out of high school before graduation (or before the last few months of the senior year, to be more precise). This excludes a relatively small proportion of each age cohort—between 15 and 20 percent (U.S. Bureau of the Census, various years)—though not an unimportant segment, since we know that certain behaviors such as illicit drug use (Johnston, 1973) and delinquency (Bachman, O'Malley, and Johnston, 1978) tend to be higher than average in this group. However, the addition of a representative sample of dropouts would increase the cost of the present research enormously, because of their dispersion and generally higher level of resistance to being located and interviewed.

For the purposes of estimating characteristics of the entire age group, the omission of high school dropouts does introduce certain biases; however, their small proportion sets outer limits on the bias (Johnston, O'Malley, and Bachman, 2003, Appendix). For the purposes of estimating *changes* from one cohort of high school seniors to another, the omission of dropouts represents a problem only if different cohorts have considerably different proportions who drop out. We have no reason to expect dramatic changes in those rates for the foreseeable future, and recently published government statistics indicate a great deal of stability in dropout rates since 1970 (U.S. Bureau of the Census, various years).

Some may use our high school data to draw conclusions about changes for the entire age group. While we do not encourage such extrapolation, we

suspect that the conclusions reached often would be valid, since over 80 percent of the age group is in the surveyed segment of the population *and* we expect that changes among those not in school are very likely to parallel the changes among those who are.

Sampling Procedures. The procedure for securing a nationwide sample of high school seniors is a multi-stage one. Stage 1 is the selection of particular geographic areas, Stage 2 is the selection of one or more high schools in each area, and Stage 3 is the selection of seniors within each high school.

Stage 1: Geographic Areas. The geographic areas used in this study are the primary sampling units (PSUs) developed by the Sampling Section of the Survey Research Center for use in the center's nationwide interview studies. Because these same PSUs are used for personal interview studies by the Survey Research Center (SRC), local field representatives can be assigned to administer the data collections in practically all schools.

Stage 2: Schools. In the major metropolitan areas more than one high school is often included in the sampling design; in most other sampling areas a single high school is sampled. In all cases, the selections of high schools are made such that the probability of drawing a school is proportionate to the size of its senior class. The larger the senior class (according to recent records), the higher the selection probability assigned to the high school. When a sampled school is unwilling to participate, a replacement school as similar to it as possible is selected from the same geographic area.

Stage 3: Students. Within each selected school, up to about 400 seniors may be included in the data collection. In schools with fewer than 400 seniors, the usual procedure is to include all of them in the data collection. In larger schools, a subset of seniors is selected either by randomly sampling classrooms or by some other random method that is convenient for the school and judged to be unbiased. Sample weights are assigned to each respondent so as to take into account variations in the sizes of samples from one school to another, as well as (smaller) variations in selection probabilities occurring at the earlier stages of sampling.

The three-stage sampling procedure described above yielded the number of participating schools and students indicated in Table 1.

Table 1
Sample Sizes and Student Response Rates

| Year | Number of: | | | Students* | Student Response Rate** |
|------|----------------|-----------------|---------------|-----------|-------------------------|
| | Public Schools | Private Schools | Total Schools | | |
| 1975 | 111 | 14 | 125 | 15,791 | 78% |
| 1976 | 108 | 15 | 123 | 16,678 | 77% |
| 1977 | 108 | 16 | 124 | 18,436 | 79% |
| 1978 | 111 | 20 | 131 | 18,924 | 83% |
| 1979 | 111 | 20 | 131 | 16,662 | 82% |
| 1980 | 107 | 20 | 127 | 16,524 | 82% |
| 1981 | 109 | 19 | 128 | 18,267 | 81% |
| 1982 | 116 | 21 | 137 | 18,348 | 83% |
| 1983 | 112 | 22 | 134 | 16,947 | 84% |
| 1984 | 117 | 17 | 134 | 16,499 | 83% |
| 1985 | 115 | 17 | 132 | 16,502 | 84% |
| 1986 | 113 | 16 | 129 | 15,713 | 83% |
| 1987 | 117 | 18 | 135 | 16,843 | 84% |
| 1988 | 113 | 19 | 132 | 16,795 | 83% |
| 1989 | 111 | 22 | 133 | 17,142 | 86% |
| 1990 | 114 | 23 | 137 | 15,676 | 86% |
| 1991 | 117 | 19 | 136 | 15,483 | 83% |
| 1992 | 120 | 18 | 138 | 16,251 | 84% |
| 1993 | 121 | 18 | 139 | 16,763 | 84% |
| 1994 | 119 | 20 | 139 | 15,929 | 84% |
| 1995 | 120 | 24 | 144 | 15,876 | 84% |
| 1996 | 118 | 21 | 139 | 14,824 | 83% |
| 1997 | 125 | 21 | 146 | 15,963 | 83% |
| 1998 | 124 | 20 | 144 | 15,780 | 82% |
| 1999 | 124 | 19 | 143 | 14,056 | 83% |
| 2000 | 116 | 18 | 134 | 13,286 | 83% |
| 2001 | 117 | 17 | 134 | 13,304 | 82% |
| 2002 | 102 | 18 | 120 | 13,544 | 83% |

*Sample weights are assigned to each respondent to correct for unequal probabilities of selection that arise in the multi-stage sampling procedure.

**The student response rate is derived by dividing the attained sample by the target sample (both based on weighted number of cases). The target sample is based upon listings provided by schools. Since such listings may fail to take account of recent student attrition, the actual response rate may be slightly underestimated.

One other important feature of the base-year sampling procedures should be noted here. All schools (except for half of the initial 1975 sample) are asked to participate in two data collections, thereby permitting replacement of half of the total sample of schools each year. One motivation for requesting that schools participate for two years is administrative efficiency: it is a costly and time-consuming procedure to secure the cooperation of schools, and a two-year period of participation cuts down that effort substantially. Another important advantage is that whenever an appreciable shift in scores from one graduating class to the next is observed, it is possible to check whether the shift might be attributable to some differences in the newly sampled schools. This is done simply by repeating the analysis using only the 60 or so schools that participated both years. Thus far, the half-sample approach has worked quite well; and examination of drug prevalence of use data from the "matched half-samples" showed that the half-samples of repeat schools yielded drug prevalence of use trends that were virtually identical to trends based on all schools.

School Recruiting Procedures. Early during the fall semester, an initial contact is made with each sampled school. First, a letter is sent to the principal describing the study and requesting permission to survey seniors. The letter is followed by a telephone call from a project staff member, who attempts to deal with any questions or problems and (when necessary) makes arrangements to contact and seek permission from other school district officials. Basically the same procedures are followed for schools asked to participate for the second year.

Once the school's agreement to participate is obtained, arrangements are made by phone for administering the questionnaires. A specific date for the survey is mutually agreed upon and a local SRC representative is assigned to carry out the administration.

Advance Contact with Teachers and Students. The local SRC representative is instructed to visit the school two weeks ahead of the actual date of administration. This visit serves as an occasion to meet the teachers whose classes will be affected and to provide them with a brochure describing the study, a brief set of guidelines about the questionnaire administration, and a supply of flyers to be distributed to the students a week to 10 days

in advance of the questionnaire administration. The guidelines to the teachers include a suggested announcement to students at the time the flyers are distributed.

From the students' standpoint, the first information about the study usually consists of the teacher's announcement and the short descriptive flyer. In announcing the study, the teachers are asked to stress that the questionnaires used in the survey are not tests and that there are no right or wrong answers. The flyer tells students that they will be invited to participate in the study, points out that their participation is strictly voluntary, and stresses confidentiality (including a reference to the fact that the Monitoring the Future project has a special government grant of confidentiality that allows their answers to be protected). The flyer also serves as an informative document that the students can show to their parents.

Questionnaire Administrations. The questionnaire administration in each school is carried out by the local SRC representatives and their assistants, following standardized procedures detailed in a project instruction manual. The questionnaires are administered in classrooms during normal class periods whenever possible, although circumstances in some schools require the use of larger group administrations. Teachers are not asked to do anything more than introduce the SRC staff members and (in most cases) remain in the classroom to help guarantee an orderly atmosphere for the survey. Teachers are urged to avoid walking around the room, so that students may feel free to write their answers without fear of being observed.

The actual process of completing the questionnaire is quite straightforward. Respondents are given sharpened pencils and asked to use them because the questionnaires are designed for automatic scanning. Most respondents can finish within a 45-minute class period; for those who cannot, an effort is made to provide a few minutes of additional time.

Procedures for Protecting Confidentiality. In any study that relies on the voluntary reporting of drug use or other illegal acts, it is essential to develop procedures that guarantee the confidentiality of such reports. It is also desirable that these procedures be described adequately to respondents so that they are comfortable about providing honest answers.

We noted that the first information given to

students about the survey consists of a descriptive flyer stressing confidentiality and voluntary participation. This theme is repeated at the start of the questionnaire administration. Each participating student is instructed to read the message on the cover of the questionnaire, which stresses the importance and value of the study, notes that answers will be kept strictly confidential, states that the study is completely voluntary, and tells the student, "If there is any question you or your parents would find objectionable for any reason, just leave it blank." The instructions then point out that in a few months a summary of nationwide results will be mailed to all participants and also that a follow-up questionnaire will be sent to some students after a year. The cover message explains that these are the reasons for asking that name and address be written on a special form that will be removed from the questionnaire and handed in separately. The message also points out that the two different code numbers (one on the questionnaire and one on the tear-out form) cannot be matched except by a special computer file at the University of Michigan. (The content of the inside and outside of the standard questionnaire cover, including the tear-out form, may be found in Appendix C.)

Content Areas and Questionnaire Design

Drug use and related attitudes are the topics that receive the most extensive coverage in the Monitoring the Future project; but the questionnaires also deal with a wide range of other subject areas, including attitudes about government, social institutions, race relations, changing roles for women, educational aspirations, occupational aims, and marital and family plans, as well as a variety of background and demographic factors. (Table 2 provides an outline of the 20 general subject areas into which all items are categorized in the Question Index toward the end of this volume.) Given this breadth of content, the study is not presented to respondents as a "drug use study," nor do they tend to view it as such.

Because many questions are needed to cover all of these topic areas, much of the questionnaire content is divided into different questionnaire forms that are distributed to participants in an ordered sequence. (Five forms were used in 1975-88; a sixth form was added in 1989.) This sequence

Table 2
Measurement Content Areas
 (Abbreviated Version*)

-
-
- A. **Drugs.** Drug use and related attitudes and beliefs, drug availability and exposure, surrounding conditions and social meanings of drug use. Views of significant others regarding drugs.
 - B. **Education.** Educational lifestyle, values, experiences, and environments.
 - C. **Work and Leisure.** Vocational values, meaning of work and leisure, work and leisure activities, preferences regarding occupational characteristics and type of work setting.
 - D. **Sex Roles and Family.** Values, attitudes, and expectations about marriage, family structure, sex roles, and sex discrimination.
 - E. **Population Concerns.** Values and attitudes about overpopulation and birth control.
 - F. **Conservation, Materialism, Equity, etc.** Values, attitudes, and expectations related to conservation, pollution, materialism, equity, and the sharing of resources. Preferences regarding type of dwelling and urbanicity.
 - G. **Religion.** Religious preferences, activities, and views.
 - H. **Politics.** Political affiliation, activities, and views.
 - I. **Social Change.** Values, attitudes, and expectations about social change.
 - J. **Social Problems.** Concern with various social problems facing the nation and the world.
 - K. **Major Social Institutions.** Confidence in and commitment to various major social institutions (business, unions, branches of government, press, organized religion, military, etc.).
 - L. **Military.** Views about the armed services and the use of military force. Personal plans for military service.
 - M. **Interpersonal Relationships.** Qualitative and quantitative characteristics of cross-age and peer relationships. Interpersonal conflict.
 - N. **Race Relations.** Attitudes toward and experiences with other racial groups.
 - O. **Concern for Others.** Concern for others, voluntary and charitable activities.
 - P. **Happiness.** Happiness and life satisfaction, overall and in specific life domains.
 - Q. **Other Personality Variables.** Attitudes about self (including self-esteem), locus of control, loneliness, risk-taking, trust in others, importance placed on various life goals, counterculture orientation, hostility.
 - R. **Background.** Demographic and family background characteristics, living arrangements.
 - S. **Deviance and Victimization.** Delinquent behaviors, driving violations and accidents (including those under the influence of drugs), victimization experiences.
 - T. **Health.** Health habits, somatic symptoms, medical treatment.
-

*For a more detailed listing of measurement content areas, see Table 4.

Table 3
Prevalence of Drug Use Question Numbers by Questionnaire Form, 2002

Data for question numbers appearing in **boldface type** are published in this volume. Data for question numbers **not in boldface type** are not presented in this volume but, where appropriate, are included in the combined Forms 1–6 data. For marijuana, cocaine and heroin, the combined Forms 1–6 data comprise data from the general use question in some forms and component data in other forms. For example, the combined Forms 1–6 data for cocaine are a combination of data from the general cocaine use question in Forms 2 and 5 and data from the component crack and other forms of cocaine questions in Forms 1, 3, 4, and 6. Form 1 marijuana data and hashish data are combined to create the marijuana/hashish data for Form 1 and are then used with the general marijuana/hashish data in Forms 2–6 to create the combined Forms 1–6 data. Data on heroin use with and without a needle are combined to create the heroin data for Forms 2, 5, and 6 and are then used with the general heroin use questions in Forms 1, 3, and 4 to create the combined Forms 1–6 heroin data.

| Questionnaire: | Question Numbers | | | | | | |
|--|--------------------|----------------|---------------|-------------|---------------|---------------|---------------|
| | Combined Forms 1-6 | Form 1 | Form 2 | Form 3 | Form 4 | Form 5 | Form 6 |
| Cigarettes | B01-2 | B001-2 | B01-2 | B01-2 | B01-2 | B01-2 | B01-2 |
| Smokeless Tobacco | | | | | | | B19-20 |
| Bidis | | | | | | E07b | D20c |
| Kreteks | | | | | | E07c | D20d |
| Alcohol | B04a-c | B007a-c | B4a-c | B4a-c | B4a-c | B4a-c | B22a-c |
| Beer | | | | | D11-12 | | |
| Wine Coolers | | | | | D13-14 | | |
| Wine | | | | | D15-16 | | |
| Liquor | | | | | D17-18 | | |
| Been Drunk | B04d-f | B016a-c | | | | | D11a-c |
| 5+ Drinks in Last 2 Weeks | B06 | B012 | B06 | B06 | B06 | B06 | B24 |
| Marijuana/Hashish (combined) | B07a-c | | B07a-c | B07a-c | B07a-c | B07a-c | B25a-c |
| Hashish | | B018a-c | | | | | |
| Marijuana | | B019a-c | | | | | |
| LSD | B08a-c | B033a-c | B08a-c | B08a-c | B08a-c | B08a-c | B26a-c |
| Hallucinogens Other than LSD | B09a-c | B042a-c | B09a-c | B09a-c | B09a-c | B09a-c | B27a-c |
| Specific Hallucinogens Other than LSD ^a | | | | | | | |
| Mescaline | | B045a | | | | | |
| Peyote | | B045b | | | | | |
| "Shrooms" or Psilocybin | | B045c | | | | | |
| PCP | | B045d | | | | | |
| Concentrated THC | | B045e | | | | | |
| PCP | | | E04a-c | | | | |
| MDMA ("Ecstasy") | B19a-c | | | | | | |
| Cocaine | B10a-c | | B10a-c | | | B10a-c | |
| Crack | B10d-f | B075a-c | E03a-c | B11a-c | B11a-c | E06a-c | B29a-c |
| Other Cocaine | B10g-i | B076a-c | | B12a-c | B12a-c | | B30a-c |
| Amphetamines | B11a-c | B050a-c | B11a-c | B10a-c | B10a-c | B11a-c | B28a-c |
| Ritalin | | | | D05d | | | D20g |
| Methamphetamine | B11d-f | | | | B17a-c | | B36a-c |
| Crystal Meth ("Ice") | B11g-i | | B12a-c | | | B12a-c | |
| Specific Amphetamines ^b | | | | | | | |
| Benzedrine | | B056a | | | | | |
| Dexedrine | | B056b | | | | | |
| Methedrine | | B056c | | | | | |
| Ritalin | | B056d | | | | | |
| Preludin | | B056e | | | | | |

Table 3 (continued)

| Questionnaire: | Question Numbers | | | | | | |
|---------------------------------------|--------------------|---------|--------|--------|--------|--------|--------|
| | Combined Forms 1-6 | Form 1 | Form 2 | Form 3 | Form 4 | Form 5 | Form 6 |
| Dexamyl | | B056f | | | | | |
| Methamphetamine | | B056g | | | | | |
| Crystal Meth | | B056h | | | | | |
| Quaaludes | B12a-c | B060a-c | | | | | |
| Barbiturates | B13a-c | B062a-c | B13a-c | B13a-c | B13a-c | B13a-c | B31a-c |
| Tranquilizers | B14a-c | B065a-c | B14a-c | B14a-c | B14a-c | B14a-c | B32a-c |
| Specific Tranquilizers ^c | | | | | | | |
| Librium | | B071a | | | | | |
| Valium | | B071b | | | | | |
| Xanax | | B071c | | | | | |
| Equanil | | B071d | | | | | |
| Meproamate | | B071e | | | | | |
| Serax | | B071f | | | | | |
| Atarax | | B071g | | | | | |
| Tranxene | | B071h | | | | | |
| Vistaril | | B071i | | | | | |
| Rohypnol | | | | D05e | | | D20j |
| GHB | | | | | | | D20a |
| Ketamine | | | | D05a | | E07a | D20b |
| Heroin | B15a-c | B086a-c | | B15a-c | B15a-c | | |
| Heroin with a Needle | B15d-f | | B15a-c | | | B15a-c | B33a-c |
| Heroin without a Needle | B15g-i | | B16a-c | | | B16a-c | B34a-c |
| Other Narcotics | B16a-f | B088a-c | B17a-c | B16a-c | B16a-c | B17a-c | B35a-c |
| OxyContin | | | | | | E07d | D20h |
| Vicodin | | | | | | E07e | D20i |
| Specific Other Narcotics ^d | | | | | | | |
| Methadone | | B094a | | | | | |
| Opium | | B094b | | | | | |
| Morphine | | B094c | | | | | |
| Codeine | | B094d | | | | | |
| Demerol | | B094e | | | | | |
| Vicodin | | B094f | | | | | |
| OxyContin | | B094g | | | | | |
| Percocet | | B094h | | | | | |
| Perdcan | | B094i | | | | | |
| Dilaudid | | B094j | | | | | |
| Inhalants | B17a-c | | B18a-c | B17a-c | | B18a-c | |
| Amyl and Butyl Nitrites | | | E05a-c | | | | |
| Steroids | B18a-c | | E06a-c | | | | D12a-c |
| Androstenedione | | | | D05b | | | D20e |
| Creatine | | | | D05c | | | D20f |
| Diet Pills | | B046a-c | | | | | |
| Stay-Awake Pills | | B047a-c | | | | | |
| "Look-Alikes" | | B048a-c | | | | | |

^aAsked in a set after a branching question about any use of hallucinogens other than LSD.

^bAsked in a set after a branching question about any use of amphetamines.

^cAsked in a set after a branching question about any use of tranquilizers.

^dAsked in a set after a branching question about any use of narcotics other than heroin.

produces five or six virtually identical subsamples. About one-third of each questionnaire form consists of key or “core” variables that are common to all forms. All demographic variables and some measures of drug use are included in this “core” set of measures. This use of the full sample for drug and demographic measures provides a more accurate estimation on these dimensions and also makes it possible to link them statistically to all of the other measures that are included in a single form only.*

Representativeness and Validity

The samples for this study are intended to be representative of high school seniors throughout the 48 coterminous states. We have already discussed the fact that this definition of the sample excludes one important portion of the age cohort: those who have dropped out of high school before nearing the end of the senior year. But given the aim of representing high school seniors, it will now be useful to consider the extent to which the obtained samples of schools and students are likely to be representative of all seniors and the degree to which the data obtained are likely to be valid.

We can distinguish at least four ways in which survey data of this sort might fall short of being fully accurate. First, some sampled schools refuse to participate, which could introduce some bias. Second, the failure to obtain questionnaire data from 100 percent of the students sampled in participating schools would also introduce bias. Third, the answers provided by participating students are open to both conscious and unconscious distortions that could reduce validity. Finally, limitations in sample size and/or design could place limits on the accuracy of estimates. Each of these issues is treated extensively elsewhere (Johnston, O'Malley, and Bachman, 1984, especially Appendices A and B), so in this section we will present only the highlights of each of those discussions.

School Participation. As noted in the description of the sampling design, schools are invited to participate in the study for a two-year period. With very few exceptions, each school that has participated for one data collection has agreed to participate for a second. Thus far, an average of about 65 percent of the schools initially invited to participate have agreed to do so each year; for each school refusal, a similar school (in terms of size, geographic area, urbanicity, etc.) was recruited as a

replacement. The selection of replacement schools almost entirely removes problems of bias in region, urbanicity, and the like that might result from certain schools refusing to participate. Other potential biases are more subtle, however. For example, if it turned out that most schools with “drug problems” refused to participate, that could seriously bias the drug estimates derived from the sample. And if any other single factor were dominant in most refusals, that also might suggest a source of serious bias. In fact, however, the reasons for schools’ refusals to participate are varied and largely a function of happenstance events of the particular year. Thus, we feel fairly confident that school refusals have not seriously biased the surveys.

Student Participation. Completed questionnaires are obtained from three-fourths to four-fifths of all students sampled. The single most important reason that students are missed is that they are absent from class at the time of data collection, and in most cases it is not workable to schedule a special follow-up data collection for them. Students with fairly high rates of absenteeism also report above-average rates of drug use; therefore, there is some degree of bias introduced by missing the absentees. That bias could be largely corrected through the use of special weighting; however, this course was not chosen because the bias in estimates (for drug use, where the potential effect was hypothesized to be the largest) was determined to be quite small and because the necessary weighting procedures would have introduced undesirable complications.

In addition to absenteeism, student nonparticipation occurs because of schedule conflicts with school trips and other activities that tend to be more frequent than usual during the final months of the senior year. Of course, some students refuse to complete or turn in the questionnaire. However, the SRC representatives in the field estimate this proportion to be only about 1 percent.

Validity of Self-Report Data. Survey measures of delinquency and of drug use depend upon respondents reporting what are, in many cases, illegal acts. Thus, a critical question is whether such self-reports are likely to be valid.

Like most studies dealing with these areas, we have no direct, objective validation of the present measures; however, the considerable amount of inferential evidence that exists strongly suggests that the self-report questions produce largely valid

*These core variables are the first ones on which data are presented in the Descriptive Results section.

data. A number of factors have given us reasonable confidence about the validity of the responses to what are presumably among the most sensitive questions in the study: a low nonresponse on the drug questions; a large proportion admitting to some illicit drug use; the consistency of findings across several years of the present study; strong evidence of construct validity (based on relationships observed between variables); a close match between our data and the findings from other studies using other methods; and the findings from several methodological studies that have used objective validation methods.*

As for others of the measures, a few have a long and venerable history—as scholars of the relevant literatures will recognize—though some of these measures have been modified to fit the present questionnaire format. Many (probably most) questions, however, have been developed specifically for this project through a careful process of question writing, pilot testing, pretesting, and question revision or elimination. Some already have been included in other publications from the study, but many have not; therefore, there currently exists little *empirical* evidence of their validity and reliability. On the other hand, the fact that virtually all results presented in this volume are based on individual items, rather than indexes or abstract concepts, should make it easy for the reader to judge the degree to which each item has “face validity” and also the degree to which there is some evidence of construct validity in the bivariate results.

Accuracy of the Sample. A sample survey never can provide the same level of accuracy as would be obtained if the entire target population were to participate in the survey—in the case of the present study, about 2.5–4.0 million seniors per year. However, perfect accuracy of this sort would be extremely expensive and certainly not worthwhile considering the fact that a high level of accuracy can be provided by a carefully designed probability sample. The accuracy of the sample in this study is affected both by the size of the student sample and by the number of schools in which they are clustered. Appendix B presents a discussion of the ways in which this clustering and other aspects of the sampling design are taken into account in computing the precision or accuracy of the

samples. For the purposes of this introduction, it is sufficient to note that virtually all estimates based on the total sample have confidence intervals of ± 1.5 percentage points or smaller—sometimes considerably smaller. This means that, had we been able to invite all schools and all seniors in the 48 coterminous states to participate, the results from such a massive survey would be within an estimated 1.5 percentage points of our present sample findings at least 95 times out of 100. We consider this to be a quite high level of accuracy, one that permits the detection of fairly small trends from one year to the next.

Consistency and the Measurement of Trends.

One other point is worth noting in a discussion of the validity of our findings. The Monitoring the Future project is, by intention, a study designed to be sensitive to changes from one time to another. Accordingly, the measures and procedures have been standardized and applied consistently across each data collection. To the extent that any biases remain because of limits in school and/or student participation, and to the extent that there are distortions (lack of validity) in the responses of some students, it seems very likely that such problems will exist in much the same way from one year to the next. In other words, biases in the survey estimates should tend to be consistent from one year to another, which means that the measurement of *trends* should be affected very little by any such biases.

Caveats to Users of the Data

In attempting to understand and interpret the statistical results contained in this volume, the reader should keep in mind the several considerations discussed below.

Estimation of Sampling Errors. Appendix A provides figures that allow the reader to determine the 95 percent confidence interval around any observed percentage for both the total sample and the several subgroups for which statistics are given. Appendix A also provides tables and guidelines for testing the statistical significance of observed differences between subgroups (e.g., males vs. females) and the significance of year-to-year changes for the entire sample and for the various subgroups on any given variable. Estimates based on subgroups

*A more detailed discussion of the evidence for validity of the measures of illicit drug use may be found in Johnston et al. (2003). An analysis of inconsistencies in students' reports of monthly vs. yearly drug use is provided by Bachman and O'Malley (1981).

containing relatively few cases (e.g., those who have used heroin) will have substantially larger margins of error than those subgroups with large numbers of cases.

Subgroup Definitions. At the beginning of the Descriptive Results section there is a careful definition of each of the subgroups analyzed in this series of volumes. It is important for the reader to read these definitions so as not to be misled by the necessarily abbreviated descriptions given in the column headings of the data tables. For example, the column labeled “4-Year College Plans” includes data only for seniors who expect to graduate from a four-year college, which is only a subset of all who expect to receive some college training. To take another example, several column headings in the lifetime illicit drug use index use the term “pills”; however, these categories contain people who indicate that they used any of a number of drugs—including some that usually are not taken in pill form (e.g., cocaine and narcotics other than heroin).

Missing Data Notes. Each column of percentages for a given variable adds to 100 percent (with slight variations due to rounding), whether based on the entire sample or any one of the subgroups being described. Missing data were not included in computing these percentages, so it is up to the reader to determine whether an exceptional level of missing data exists on any given question. This can be done by comparing the weighted number of cases on which those percentages were based (given in *italics* under each percentage distribution) with the total number of weighted cases who took the questionnaire (given at the top of the same column). As would be expected, the missing data rate tends to rise modestly toward the end of each questionnaire. Occasionally there is an exceptional level of nonresponse for some other reason, the most common being that the respondent has been branched around a question or set of questions that are inappropriate for him or her. In this case, the percentages are based only on those for whom the question was appropriate *and* who answered. A footnote has been entered to help call attention to the fact that completing a particular question is contingent upon the answer on a prior question. Most such cases are contained in Form 1 of the questionnaire, which has several sets of detailed questions about drug use that are answered only by those respondents who have used a particular class of drug during the past year.

Characterizing Heroin Users. Because this project places a special emphasis on the study of drug use, one set of columns distinguishes respondents according to the extent to which they have been involved with illicit drugs. The five drug use categories are based on an index of seriousness of involvement. The index has Guttman-like properties—that is, anyone classified at a given level is also very likely to have exhibited any drug-using behaviors that are associated with the lower levels in the index.

The most extreme category in the index is defined in terms of the respondent’s ever having used heroin during his or her lifetime. However, any interpretations made about heroin users from these data must be tempered with extreme caution, not only because the small number of cases makes estimation in a given year relatively unreliable but also because the heroin users are probably the most selectively represented of all of the subgroups presented here. Heroin users—especially continuing users—are among those most likely to drop out of high school (Johnston, 1973). Therefore, we feel heroin users are particularly underrepresented in a sample of high school seniors. Furthermore, most of those included in the study report only very occasional heroin use. Frequent users—addicts, if you will—are not well represented in these data.

Given these problems with the representation of heroin users, the readers may wonder why it was decided to present them as a separate category of drug users. There are two reasons for doing so. First, because even occasional heroin use represents such an extreme point on the continuum of drug involvement, it seems preferable that the heroin users not be mixed in with the next highest category of use (the “more pills” category). It remains quite possible, of course, for anyone to *combine* any two or more categories in the drug use continuum (by computing means of percentages weighted by the number of cases in each category); therefore, those wishing to incorporate heroin users with the next category can do so whenever they wish. The second reason for keeping them separate is that we suspect the data based on high school seniors provide some indication of the characteristics that might be found among heavier heroin users who dropped out of school. Some variables in the study are strongly correlated with the drug use continuum, and the present heroin user category provides both an end point for that

continuum and an indication of the direction (further out on the continuum) in which heavier heroin users are likely to lie.

In sum, the reporting of separate percentages for heroin users among high school seniors permits greater clarity in analyzing other levels of drug use and provides data that may be suggestive about the larger population of young heroin users. But the particular data are clearly limited and should be interpreted with these cautions in mind.

Interpreting Racial Differences. Data are given for the two largest racial/ethnic subgroups in the population—those who identify themselves as white or Caucasian and those who identify themselves as black or African American. Data are not given for the other ethnic categories (American Indian or Native American Indian, Asian American, Mexican American or Chicano, Puerto Rican, Cuban American, or other Latin American) since each of these groups constitutes a small proportion of the sample in any given year, which means that their small *Ns* (in combination with their clustered groupings in a limited number of schools) would yield estimates that would be too unreliable. In fact, even African Americans—who constitute approximately 12 percent of each year's sample—are represented by only 230 to 425 respondents per year on any single questionnaire form. Further, because our sample is a stratified clustered sample, it yields less accuracy than would be yielded by a pure random sample of equal size (see Appendix B for details). Therefore, because of the limited number of cases, the margin of sampling error around any statistic describing African Americans is larger than for most other subgroups described in this volume.

There exists, however, a quick way to determine the replicability of any finding involving racial comparisons. Since most questions are repeated from year to year, one can readily establish the degree to which a finding is replicated by looking at the results for the same question in prior or subsequent years. Given the relatively small *Ns* for African Americans, the reader is urged to seek such replication before putting much faith in the reliability of any particular racial comparison.

There are factors in addition to unreliability, however, that could be misleading in the interpretation of racial differences. Given the social importance that has been placed on various racial differ-

ences reported in the social science literature, we would like to caution the reader to consider the various factors that could account for differences. These factors fall into three categories: differential representation in the sample, differential response tendencies, and the confounding of race with a number of other background and demographic characteristics.

Differential Representation. Census data characterizing American young people in the approximate age range of those in our sample show that somewhat lower proportions of African Americans than whites remain in school through the end of twelfth grade, though these differences have diminished appreciably in recent years. Therefore, a slightly different segment of the African American population than the white population resides in our target population of high school seniors. Further, our samples appear to under-represent slightly those African American males who, according to census figures, *are* in high school at the twelfth grade level. Identified African American males constitute about 6 percent of our sample, whereas census data suggest they should constitute about 7 percent. Therefore, it appears that we are losing more African American males from our target population than white males or females of either race. This may be due to generally poorer attendance rates on the part of some African American males and/or an unwillingness on the part of some to participate in data collections of this sort.

In sum, a smaller segment of the African American population than the white population of high school age is represented by the data contained here. Insofar as any characteristic is associated with being a school dropout or absentee, it is likely to be somewhat disproportionately underrepresented among African Americans in our sample.

Differential Response Tendencies. In examining our full range of variables, we have noted certain racial differences in response tendencies. First, the tendency to state agreement in response to agree-disagree questions is generally somewhat greater among African Americans than among whites. For example, African Americans tend to agree more with the positively worded items in our index of self-esteem, but they also tend to agree more with the negatively worded items. As it happens, that particular index has an equal number of positively and negatively worded items, so that any overall

“agreement bias” should be self-canceling when the index score is computed. Since all data in this volume are based on single items, however, group differences in agreement bias are likely to affect results on questions employing the agree–disagree format. Fortunately, most of our questions are not of that type.

We have also observed a somewhat greater than average tendency for African American respondents to select extreme answer categories on attitudinal scales. For example, even if the same proportion of African Americans as whites feel positively (or negatively) about some subject, fewer of the whites are likely to say they feel *very* positively (or *very* negatively). We do not have any ready explanations for these differences in response styles, but what seems important for our present purposes is that, in the process of interpreting racial differences, the reader should be aware that differences in response to particular questions may be related to these more general tendencies.

A somewhat separate issue in response tendency is a respondent’s willingness to answer particular questions. The missing data rate, which can be determined by dividing the number responding to a question by the number taking the questionnaire (given at the top of each page), may reflect willingness to answer particular questions. If a particular question or set of questions has a missing data rate higher than is true for the prior or subsequent questions, then presumably more respondents than usual were unwilling (or perhaps unable) to answer it. We have observed such an exaggerated missing data rate for African American males on the set of questions dealing with the respondent’s own use of illicit drugs. Clearly a respondent’s willingness to be candid on such questions depends on his or her trust of the research process and of the researchers themselves. We interpret the exaggerated missing data rates for African American males in these sections as possibly reflecting, at least in part, less trust. The reader is advised to check for exceptional levels of missing data when making comparisons on any variable in which candor is likely to be reduced by lower system trust. One bit of additional evidence related to trust in the research process is that higher proportions of African Americans than whites indicated that if they had used marijuana or heroin, they would not have been willing to report it in the survey.

Covariance with Other Factors. Some character-

istics such as race are highly confounded (correlated) with other variables—variables that may in fact explain some observed racial differences. Put another way, at the aggregate level we might observe a considerable racial difference on some characteristic, but once we control for some background characteristics such as socio-economic level or region of the country—that is, once we compare the African American respondents with whites who come from similar backgrounds—there may be no racial difference at all.

Race happens to be correlated with important background and demographic variables much more than some of the other variables dealt with here (such as the respondent’s sex). When we compare males and females in this sample, we know that observed differences between them are not likely to be explained by differences in their family backgrounds (such as the socioeconomic level of their families, the region of the country, or the size of the cities in which they grew up) because males and females on the average come from extremely similar backgrounds. A perusal of Section C of Questionnaire Forms 1 through 6, however, will illustrate that on the average the African American subgroup in this sample is quite different from the white subgroup in a number of such respects. A higher proportion of African Americans live in the South and a higher proportion grew up in families with the father and/or mother absent, and more had mothers who worked while they were growing up. A substantially higher proportion of African Americans are Baptists, and African Americans tend to attribute more importance to religion in their lives than do whites. A higher proportion of African American respondents have children, and, on the average, they are slightly older than the white sample. As was mentioned earlier, African American males are more under-represented in our sample than African American females.

We note these differences in demographic, background, and ascriptive characteristics because, in any attempt to understand *why* a racial difference exists, one would want to be able to examine the role of these covarying characteristics. It is not possible, given the amount of data contained in this volume, to “factor out” the contribution of most of these covarying characteristics when interpreting racial differences. Therefore, while the data here may provide a relatively accurate *description* of

racial differences (keeping in mind our earlier cautions about representativeness and response style), they do not by themselves yield a great deal by way of explanation.

However, since the full data sets now reside in an archive, described in the Preface, it is possible for the reader to conduct a more in-depth exploration of observed differences—or nondifferences, for that matter. We particularly encourage readers interested in racial comparisons to make further explorations of the data in order to determine the possible role of the other variables discussed here. Users of the data are also encouraged to contact the principal investigators for information on the most recent analyses of racial differences, some of which have been published.*

Given the long list of caveats about interpreting racial differences, one might ask why we chose to publish the statistics for racial subgroups at all. After considerable deliberation among ourselves as well as with colleagues more knowledgeable in the field of race relations, we concluded that the expected benefits of making these data available (along with this cautionary discussion) outweigh the potential costs of having them misused. Unfortunately, because African Americans constitute a relatively small proportion of the American population, they constitute too small a number in most surveys to be characterized separately. Because the sample sizes in the present survey are large in comparison to most, we have at least sufficient numbers of cases to consider publishing data on African Americans separately. Further, given the iterative nature of the series, we are also able to provide checks for the replication of findings on different samples each year. While there may be some risk that findings will be taken out of context or used carelessly in ways that might tend to increase racial misunderstandings, there is substantially greater risk that valuable information concerning the races (and relative to their well-being) would be lost if it were not included here.

A Note on the Questions about Amphetamine Use. Prior to the 1982 survey, we discovered that some respondents' answers to questions on amphetamine use erroneously included use of over-the-counter, stay-awake, and diet pills, as well as some "look-alike" pills. In the 1982 survey, we introduced some new questions on the use of

of amphetamines in order to make it clearer to the respondents that "look-alike" pills and over-the-counter products should be excluded. We also kept the old version of the questions in two questionnaire forms in the 1982 and 1983 surveys so that it would be possible to "splice" the trend lines resulting from the old and new questions. As a result of these changes, the reader who uses these volumes to examine trends in amphetamine use must be careful not to make inappropriate comparisons. The response distributions shown in the combined Forms 1-5 section (pages 28-29) from 1975 to 1981 contain the responses for Forms 1-5. For 1982 and 1983, that section contains two sets of responses. The first set is for Forms 1, 2, and 4 (with Form 1 double-weighted); these provide what we believe to be the best estimates of current amphetamine use and of trends from 1982 on. The second set of responses is based on Forms 3 and 5, the old versions of the questions; thus, these questions provide the best comparisons for looking at trends over time from 1975 to 1983 (although there is reason to be cautious about these trends because of the erroneous inclusion of nonamphetamines, as described above). Beginning in 1984, all forms use the new versions of the questions.

A Note on the Questions about Alcohol Use. In 1993, the question text was changed slightly in Forms 2, 5, and 6 to indicate that a "drink" meant "more than just a few sips." As a result of these changes, the reader who uses these volumes to examine trends in alcohol use must be careful not to make inappropriate comparisons. The response distributions shown in the combined forms section for 1975 to 1992 contain the responses for Forms 1-5 (through 1988) or 6 (beginning in 1989). For 1993, that section contains two sets of responses. The first set is for Forms 1, 3, and 4, the old versions of the questions; these questions provide the best comparisons for looking at trends over time from 1975 to 1993. The second set of responses is based on Forms 2, 5, and 6; these provide what we believe to be the best estimates of alcohol use and of trends from 1993 on. Beginning in 1994, all forms use the new versions of the questions.

A Note on the Questions about the Use of Hallucinogens Other Than LSD and Tranquilizers. In 2001, the questions on the use of hallucinogens other than LSD and tranquilizers

*An extended analysis and discussion of African American-white differences may be found in Bachman and O'Malley (1984), Bachman, Wallace, O'Malley, Johnston, Kurth, and Neighbors (1991), Wallace, Bachman, O'Malley, Johnston, Schulenberg, and Cooper (2002), Wallace, Bachman, O'Malley, Schulenberg, Cooper, and Johnston (2003), and Wallace, Forman, Guthrie, Bachman, O'Malley, and Johnston (1999).

were changed slightly in Forms 1, 3, and 5. For hallucinogens other than LSD, the term “other psychedelics” was replaced with “other hallucinogens” and “shrooms” was added to the list of examples. For the tranquilizer list of examples, Miltown was replaced with Xanax. In 2002, the questions in the remaining forms were also changed. The data presented in this volume contain the revised question text data for all forms.

Caution must be used when comparing data from 2001 to data from 2002 or when examining long-term trends. As with the revised alcohol questions, the set of old questions in the 2001 data (Forms 2, 4, and 6) are best used for the examination of trends over time from 1975 to 2001. The revised questions in 2001 (Forms 1, 3, and 5) and later are best used

for the examination of trends from 2001 on. Beginning in 2002, all forms used the revised questions.

A Note on the Questions about the Use of Narcotics Other Than Heroin. In 2002, the questions on the use of narcotics other than heroin were revised in Forms 1, 2, and 4. The list of examples of narcotics other than heroin was updated: Talwin, laudanum, and paregoric—all of which had negligible rates of use by 2001—were replaced with Vicodin, OxyContin, and Percocet (and Percodan and Dilaudid in Form 1 only). In this volume the response distributions shown in the combined forms section are based on responses to the original and revised questions combined.

Descriptive Results

Introduction to the Table Format and Conventions

Univariate and selected bivariate percentage distributions are given in this section for all questions asked of this year's senior class. The definitions of column headings and the source of the standard content for each table are given below under the numbers indicated in Figure 1.

Definitions of Column Headings

① **Questionnaire Form.** The form from which all data on the page were derived is given here. When the designation "Forms 1-6" is used, it indicates that responses from students completing all six questionnaires (or, in some cases, two or more of the questionnaires) have been combined; accordingly, the numbers of respondents in each column are six times as large as for questions contained in a single form only.

② **Total Sample.** Univariate percentage distributions based on the total sample of respondents are given in this column.

③ **Sex.** Percentage distributions are given separately for males (M) and females (F). Respondents with missing data on the question asking the respondent's sex (question C03) are omitted from both groups.

④ **Race.** Percentage distributions are given separately for those describing themselves as "White or Caucasian" (W) and "Black or African American" (B) in answer to question C04. Comparable columns for the other racial or ethnic groups (Mexican American or Chicano, Puerto Rican, Asian American, American Indian or Native American Indian, etc.) are not shown because of the low number of cases in each group. *Note:* See the caveats regarding the interpretation of racial differences in the Introduction section of this volume.

⑤ **Region.** Percentage distributions are given separately for respondents living in each of four mutually exclusive regions of the country. The regional classifications are based on Census categories and are defined as follows:

Northeast (NE): Census classifications of New England and Middle Atlantic states; includes Maine, New Hampshire, Vermont, Massachusetts, Rhode Island, Connecticut, New York, New Jersey, and Pennsylvania.

North Central (NC): Census classifications of East North Central and West North Central states; includes Ohio, Indiana, Illinois, Michigan, Wisconsin, Minnesota, Iowa, Missouri, North Dakota, South Dakota, Nebraska, and Kansas.

South (S): Census classifications of South Atlantic, East South Central, and West South Central states; includes Delaware, Maryland, District of Columbia, Virginia, West Virginia, North Carolina, South Carolina, Georgia, Florida, Kentucky, Tennessee, Alabama, Mississippi, Arkansas, Louisiana, Oklahoma, and Texas.

West (W): Census classifications of Mountain and Pacific states; includes Montana, Idaho, Wyoming, Colorado, New Mexico, Arizona, Utah, Nevada, Washington, Oregon, and California.

⑥ **Four-Year College Plans.** Percentage distributions are given separately for (1) respondents who indicate that they "definitely will" or "probably will" graduate from a four-year college program and (2) those who say that they "definitely won't" or "probably won't" graduate from a four-year college program, based on responses to question C21d. Respondents not answering question C21d are omitted from both columns. (A number of those who do not expect to complete a four-year college program *do* expect to get some post-secondary education, as may be seen in the tables for questions C21a and C21c.)

⑦ **Illicit Drug Use: Lifetime.** Percentage distributions are given separately for five mutually exclusive subgroups differentiated by their degree of involvement with illicit drugs. Eligibility for each category is defined below.

None: This column contains data from those respondents who indicated that they had not used marijuana at any time and did not report use of any of the following illicit drugs in their lifetime: LSD, other psychedelics, cocaine, amphetamines, tranquilizers, methaqualone, barbiturates, heroin, or other narcotics.*

Marijuana Only: This column contains data from other respondents who indicated that they had used marijuana (or hashish) but had never used any of the other illicit drugs listed above.

Few Pills: This column contains data from those respondents who indicated having used one or more of the above listed drugs (other than marijuana) but who had not used any one class of them on three or more occasions *and* who had not used heroin at all.

More Pills: This column contains data from respondents who had used any of the above listed drugs (other than marijuana) on three or more occasions but who had never used heroin.

Any Heroin: This column contains data from those respondents who indicated having used heroin on one or more occasions in their lifetime.

⑧ **N (Weighted Number of Cases).** This row contains the number of students who turned in questionnaires in each of the categories indicated by the column headings. The number of cases is stated in terms of the weighted number of respondents rather than the actual number, since all percentages in the tables have been calculated using weighted cases. The actual number of respondents generally is about 15 percent higher than the weighted number for data collected in 1975, 1976, and 1977. (A comparison of weighted and unweighted numbers is provided in Table B-1 in Appendix B.) For data collected in 1978 or later, the actual number of respondents is roughly equal to the weighted number. Weighting is used to improve the accuracy of estimates by correcting for unequal probabilities of selection that arise in the multi-stage sampling

of selection that arise in the multi-stage sampling procedures.

⑨ **Percentage of Weighted Total.** This row indicates the percentage of the total number of respondents who fall into the category indicated by each column heading. Unlike all other percentages on the page, which can be summed vertically, these percentages sum horizontally. To the extent that the subcategories in a column (e.g., males and females) fail to sum to 100 percent, cases have been eliminated because of missing data on the variable in question (e.g., sex) or, in the case of race, because several subcategories have been omitted intentionally.

Table Contents

⑩ **Questions and Answers.** Each question along with its accompanying answer alternatives is presented verbatim. The alphanumeric prefix to the question indicates the section of the questionnaire in which it is located and its sequence within that section. So, for example, a prefix of B12c indicates that the item was question 12c in the B section of the questionnaire.

⑪ **Item Reference Number.** This is a unique identification number permanently assigned to each question. Any question may be located in the Question Index of the 1975-81 volumes by using this number and in the Question Index of all subsequent volumes by using this number in conjunction with the subject area code.

⑫ **Subject Area Code.** Every question has been classified into one or more subject areas; the alphanumeric code indicates the subject area (or areas) applicable to the question shown. The complete listing of subject areas is presented in Table 4 (at the beginning of the Question Index near the end of this volume). Starting with the 1982 volume, the Question Index is ordered first by subject area and then (within areas) by item reference number.

⑬ **Percentage Distribution.** Each column of numbers beside a question gives the percentage of each group (defined by the column heading) who chose each answer alternative, rounded to the nearest tenth of a percent. These figures add

*Inhalants (including the amyl and butyl nitrites) are not included in this list of illicit drugs because the relevant questions are not contained in all questionnaire forms or in all years of the study. Similarly, the use of PCP is counted only if it was reported under "other hallucinogens" use because specific questions about PCP are not included in all forms or years. This results in a few apparent inconsistencies in the tables relating the drug use index to specific questions about these drugs.

vertically to 100 percent (with some rounding error). Nonrespondents to the question are excluded from the percentage calculations.

⑭ Number of Weighted Cases Answering (N). The number of students in the relevant group (defined by the column heading) who answered the question is given just below the percentage distribution. The number of nonre-

spondents may be determined by subtracting this weighted number answering from the weighted number taking the questionnaire, shown at the top of the same column. Nonresponse may be due to the subject not answering the question, even though it pertains to him or her, or to the subject skipping inappropriate questions as instructed on a prior item.

| QUESTIONNAIRE FORM 1-6 1990 | | TOTAL | SEX | | RACE | | REGION | | | | 4YR COLLEGE PLANS | | ILLCIT DRUG USE: LIFETIME | | | | | |
|---|--------------------------------------|---------|-------|-------|-------|-------|--------|------|------|------|----------------------|------|---------------------------|------------------------|--------------|---------------|--------------------|--|
| | | | M | F | White | Black | NE | NC | S | W | Yes | No | None | Mari- juana Only | Few Pills | More Pills | Any Her- oin | |
| N (Weighted No. of Cases): | | 15676 | 7862 | 7241 | 11410 | 1614 | 3358 | 4284 | 5262 | 2773 | 10245 | 4332 | 8006 | 2901 | 1872 | 2380 | 194 | |
| % of Weighted Total: | | 100.0 | 50.2 | 46.2 | 72.8 | 10.3 | 21.4 | 27.3 | 33.6 | 17.7 | 65.4 | 27.6 | 51.1 | 18.5 | 11.9 | 15.2 | 1.2 | |
| These next questions ask for some back-ground information about yourself. | | | | | | | | | | | | | | | | | | |
| C01: In what year were you born? | | | | | | | | | | | | | | | | | | |
| 1 | Before 70 | 0.4 | 0.5 | 0.3 | 0.2 | 0.6 | 0.4 | 0.2 | 0.7 | 0.3 | 0.3 | 0.7 | 0.4 | 0.3 | 0.8 | 0.4 | 2.7 | |
| 2 | 1970 | 3.2 | 4.0 | 2.0 | 2.0 | 5.4 | 2.4 | 2.4 | 4.7 | 2.6 | 1.8 | 5.5 | 3.2 | 3.3 | 2.7 | 3.0 | 4.4 | |
| 3 | 1971 | 28.7 | 32.4 | 24.7 | 27.3 | 32.3 | 24.3 | 32.7 | 29.5 | 26.2 | 25.5 | 34.9 | 27.6 | 28.8 | 29.8 | 30.7 | 27.5 | |
| 4 | 1972 | 66.5 | 62.2 | 71.4 | 69.6 | 60.1 | 71.0 | 64.2 | 64.1 | 69.0 | 71.0 | 58.3 | 67.3 | 66.7 | 66.1 | 65.1 | 64.9 | |
| 5 | 1973 | 1.1 | 0.9 | 1.4 | 1.0 | 1.3 | 1.7 | 0.6 | 0.8 | 1.9 | 1.4 | 0.4 | 1.5 | 0.8 | 0.6 | 0.9 | 0.5 | |
| 6 | 1974 | - | - | - | - | 0.1 | - | - | - | 0.1 | - | - | - | 0.1 | - | - | - | |
| 7 | 1975 | - | - | - | - | 0.1 | - | - | - | - | - | - | - | - | - | - | - | |
| 8 | After 1975 | - | - | - | - | 0.1 | 0.1 | - | 0.1 | - | - | 0.1 | 0.1 | - | 0.1 | - | - | |
| Item 10 Subject R01 | | N 15360 | 7854 | 7239 | 11403 | 1614 | 3270 | 4230 | 5128 | 2732 | 10213 | 4309 | 7925 | 2869 | 1858 | 2347 | 191 | |
| C02: In what month were you born? | | | | | | | | | | | | | | | | | | |
| 01 | January | 8.3 | 8.4 | 8.1 | 8.2 | 7.8 | 7.8 | 8.8 | 8.3 | 8.0 | 8.1 | 8.3 | 8.3 | 7.7 | 8.3 | 9.3 | 6.9 | |
| 02 | February | 8.0 | 7.8 | 8.2 | 8.1 | 7.5 | 7.6 | 8.1 | 8.3 | 7.6 | 8.2 | 7.5 | 7.6 | 8.9 | 8.0 | 8.0 | 7.5 | |
| 03 | March | 8.3 | 8.2 | 8.6 | 8.7 | 7.8 | 8.5 | 8.7 | 8.0 | 8.0 | 8.4 | 8.1 | 8.4 | 8.8 | 8.3 | 7.6 | 5.0 | |
| 04 | April | 8.4 | 8.7 | 7.9 | 8.3 | 9.4 | 8.9 | 7.8 | 8.7 | 8.0 | 8.7 | 8.1 | 8.3 | 8.6 | 8.2 | 8.4 | 9.6 | |
| 05 | May | 8.3 | 8.3 | 8.3 | 8.1 | 8.4 | 8.7 | 8.3 | 7.9 | 8.5 | 8.1 | 8.7 | 8.0 | 8.6 | 8.8 | 8.7 | 7.8 | |
| 06 | June | 7.9 | 7.7 | 8.2 | 7.9 | 7.7 | 8.3 | 7.3 | 8.2 | 7.7 | 7.9 | 8.0 | 7.8 | 8.2 | 7.5 | 8.1 | 10.5 | |
| 07 | July | 8.6 | 8.6 | 8.6 | 8.7 | 8.1 | 9.1 | 8.5 | 8.1 | 9.3 | 8.5 | 9.1 | 8.5 | 8.9 | 8.8 | 8.2 | 12.6 | |
| 08 | August | 8.7 | 8.7 | 8.7 | 8.8 | 8.3 | 8.4 | 8.0 | 9.4 | 9.1 | 8.7 | 9.0 | 9.3 | 8.1 | 8.4 | 8.0 | 7.6 | |
| 09 | September | 8.3 | 8.1 | 8.9 | 8.2 | 9.4 | 7.9 | 8.9 | 7.8 | 8.9 | 8.3 | 8.3 | 8.8 | 7.6 | 8.7 | 7.7 | 5.0 | |
| 10 | October | 8.5 | 8.6 | 8.3 | 8.5 | 9.1 | 8.3 | 8.6 | 8.6 | 8.4 | 8.5 | 8.5 | 8.6 | 7.6 | 8.8 | 9.4 | 5.1 | |
| 11 | November | 8.1 | 8.3 | 7.5 | 8.1 | 7.9 | 8.1 | 8.1 | 8.1 | 8.0 | 8.4 | 7.2 | 8.2 | 8.7 | 6.9 | 7.6 | 8.6 | |
| 12 | December | 8.6 | 8.6 | 8.7 | 8.4 | 8.7 | 8.4 | 8.7 | 8.5 | 8.5 | 8.3 | 9.1 | 8.1 | 8.5 | 9.3 | 9.0 | 13.9 | |
| Item 20 Subject R01 | | N 15343 | 7845 | 7237 | 11393 | 1612 | 3270 | 4226 | 5120 | 2727 | 10205 | 4301 | 7919 | 2865 | 1855 | 2340 | 191 | |
| C03: What is your sex? | | | | | | | | | | | | | | | | | | |
| 1 | Male | 52.1 | 100.0 | - | 52.8 | 45.8 | 53.6 | 51.6 | 51.3 | 52.2 | 51.0 | 52.8 | 50.0 | 54.8 | 52.5 | 53.8 | 65.5 | |
| 2 | Female | 47.9 | - | 100.0 | 47.2 | 54.2 | 46.4 | 48.4 | 48.7 | 47.8 | 49.0 | 47.2 | 50.0 | 45.2 | 47.5 | 46.2 | 34.5 | |
| Item 30 Subject R01 | | N 15103 | 7862 | 7241 | 11246 | 1567 | 3229 | 4158 | 5031 | 2685 | 10081 | 4214 | 7803 | 2809 | 1832 | 2307 | 185 | |
| C04: How do you describe yourself? | | | | | | | | | | | | | | | | | | |
| 1 | American Indian | 1.4 | 1.5 | 1.3 | - | - | 1.5 | 1.4 | 1.1 | 2.0 | 0.9 | 2.7 | 1.2 | 1.1 | 1.8 | 2.3 | 2.4 | |
| 2 | Black or Afro-American | 10.6 | 9.2 | 11.9 | - | 100.0 | 5.4 | 3.4 | 22.9 | 4.8 | 9.5 | 11.2 | 13.8 | 10.2 | 6.3 | 2.8 | 3.3 | |
| 3 | Mexican American or Chicano | 5.7 | 5.7 | 5.8 | - | - | 0.2 | 2.6 | 9.7 | 9.6 | 4.8 | 7.7 | 5.9 | 5.7 | 6.1 | 4.5 | 4.9 | |
| 4 | Puerto Rican or other Latin American | 2.3 | 2.4 | 2.2 | - | - | 4.9 | 0.6 | 2.2 | 1.8 | 2.4 | 1.8 | 2.4 | 1.8 | 2.4 | 2.0 | 2.5 | |
| 5 | Oriental or Asian American | 2.8 | 3.0 | 2.6 | - | - | 2.0 | 1.1 | 1.1 | 9.8 | 3.6 | 0.8 | 4.0 | 1.6 | 1.4 | 1.3 | 2.8 | |
| 6 | White or Caucasian | 75.0 | 76.0 | 74.2 | 100.0 | - | 83.3 | 89.0 | 61.5 | 68.3 | 77.0 | 73.0 | 70.3 | 77.9 | 79.9 | 85.0 | 80.6 | |
| 7 | Other | 2.2 | 2.3 | 2.1 | - | - | 2.7 | 1.7 | 1.5 | 3.7 | 1.8 | 2.7 | 2.3 | 1.8 | 2.1 | 2.0 | 3.6 | |
| Item 40 Subject R01 | | N 15223 | 7804 | 7166 | 11410 | 1614 | 3244 | 4200 | 5096 | 2683 | 10135 | 4279 | 7862 | 2840 | 1845 | 2318 | 189 | |
| C05: Where did you grow up mostly? | | | | | | | | | | | | | | | | | | |
| 1 | On a farm | 5.5 | 5.8 | 5.1 | 6.4 | 2.8 | 1.5 | 7.8 | 6.2 | 5.2 | 4.1 | 8.8 | 6.2 | 3.6 | 5.2 | 5.1 | 6.9 | |
| 2 | In the country, not on a farm | - | - | - | 14.8 | 19.3 | 11.1 | 13.9 | 20.8 | 9.7 | 11.8 | 22.0 | 16.0 | 11.8 | 14.9 | 14.4 | 10.3 | |
| 3 | In a small town | - | - | - | - | - | 45.2 | 30.8 | 30.2 | 19.2 | 30.9 | 33.7 | 31.2 | 31.7 | 31.6 | 33.7 | 26.1 | |
| 4 | In a large town | - | - | - | - | - | - | - | - | - | - | - | - | - | - | - | - | |
| 5 | In a city | - | - | - | - | - | - | - | - | - | - | - | - | - | - | - | - | |
| 6 | Abroad | - | - | - | - | - | - | - | - | - | - | - | - | - | - | - | - | |
| 7 | Don't know | - | - | - | - | - | - | - | - | - | - | - | - | - | - | - | - | |

MONITORING THE FUTURE

| QUESTIONNAIRE FORM 1-6 2002 | TOTAL | SEX | | RACE | | REGION | | | | COLLEGE PLANS? | | ILLICIT DRUG USE: LIFETIME | | | | |
|--|----------------|--------------|--------------|--------------|--------------|--------------|--------------|--------------|--------------|-------------------|--------------|----------------------------|------------------------|--------------|---------------|--------------------|
| | | M | F | White | Black | NE | NC | S | W | Yes | No | None | Mari- juana Only | Few Pills | More Pills | Any Her- oin |
| <i>N (Weighted No. of Cases):</i> <i>% of Weighted Total:</i> | 13544 100.0 | 5992 44.2 | 6679 49.3 | 8396 62.0 | 1443 10.7 | 2641 19.5 | 3407 25.2 | 4534 33.5 | 2961 21.9 | 9908 73.2 | 2492 18.4 | 6120 45.2 | 3050 22.5 | 1383 10.2 | 2238 16.5 | 219 1.6 |
| These next questions ask for some background information about yourself. | | | | | | | | | | | | | | | | |
| C01: In what year were you born? | | | | | | | | | | | | | | | | |
| 1. Before '80 | 0.1 | 0.1 | 0.1 | 0.1 | 0.2 | 0.2 | 0.1 | 0.1 | 0.1 | 0.1 | 0.2 | 0.1 | - | 0.3 | 0.3 | 0.8 |
| 2. 1980 | 0.1 | * | * | * | - | 0.1 | * | 0.1 | * | * | 0.1 | 0.1 | * | * | - | 1.0 |
| 3. 1981 | 0.2 | 0.2 | 0.1 | 0.1 | 0.4 | 0.4 | 0.4 | 0.1 | 0.1 | 0.1 | 0.7 | 0.2 | 0.1 | 0.3 | 0.3 | 0.5 |
| 4. 1982 | 2.1 | 2.6 | 1.5 | 1.6 | 3.1 | 2.5 | 1.9 | 2.3 | 1.4 | 1.5 | 3.7 | 2.1 | 1.9 | 1.5 | 2.0 | 4.1 |
| 5. 1983 | 34.1 | 37.7 | 30.9 | 37.6 | 25.8 | 31.3 | 43.4 | 31.7 | 29.1 | 32.4 | 40.5 | 32.8 | 33.9 | 35.9 | 37.1 | 36.2 |
| 6. 1984 | 62.3 | 58.5 | 65.9 | 59.9 | 68.6 | 64.3 | 53.1 | 64.5 | 68.1 | 64.9 | 53.8 | 63.4 | 63.4 | 60.7 | 59.6 | 56.5 |
| 7. 1985 | 1.0 | 0.7 | 1.3 | 0.7 | 1.7 | 1.2 | 0.9 | 1.1 | 1.1 | 1.1 | 0.8 | 1.2 | 0.7 | 1.3 | 0.7 | 0.1 |
| 8. After 1985 | 0.1 | 0.1 | 0.1 | 0.1 | 0.2 | 0.1 | 0.1 | 0.1 | * | 0.1 | 0.2 | 0.1 | 0.1 | 0.1 | * | 0.7 |
| <i>Item 10 Subject R01</i> | <i>N 12964</i> | <i>5983</i> | <i>6675</i> | <i>8389</i> | <i>1438</i> | <i>2457</i> | <i>3319</i> | <i>4374</i> | <i>2813</i> | <i>9824</i> | <i>2472</i> | <i>6003</i> | <i>2981</i> | <i>1355</i> | <i>2181</i> | <i>212</i> |
| C02: In what month were you born? | | | | | | | | | | | | | | | | |
| 01. January | 7.9 | 8.3 | 7.4 | 7.9 | 8.8 | 7.6 | 7.7 | 8.0 | 8.2 | 7.7 | 8.0 | 7.7 | 8.4 | 7.8 | 7.6 | 6.5 |
| 02. February | 7.4 | 7.3 | 7.5 | 7.3 | 7.0 | 6.7 | 7.7 | 7.3 | 7.7 | 7.5 | 7.1 | 7.5 | 6.8 | 7.2 | 7.7 | 10.7 |
| 03. March | 8.3 | 8.4 | 8.5 | 8.7 | 8.3 | 7.7 | 9.1 | 8.7 | 7.4 | 8.5 | 8.1 | 8.5 | 8.9 | 8.0 | 7.4 | 7.4 |
| 04. April | 7.6 | 7.9 | 7.4 | 8.0 | 6.2 | 7.4 | 6.6 | 7.8 | 8.7 | 7.6 | 7.8 | 8.0 | 7.2 | 7.3 | 7.5 | 8.0 |
| 05. May | 8.4 | 8.3 | 8.3 | 8.6 | 8.2 | 8.7 | 7.7 | 8.5 | 8.5 | 8.2 | 9.2 | 8.8 | 8.2 | 7.8 | 7.9 | 7.3 |
| 06. June | 8.4 | 8.7 | 8.2 | 8.5 | 8.1 | 8.2 | 8.5 | 8.7 | 8.2 | 8.4 | 8.5 | 8.4 | 8.2 | 7.9 | 8.8 | 10.0 |
| 07. July | 9.0 | 8.7 | 9.3 | 9.0 | 8.5 | 9.0 | 9.2 | 9.3 | 8.4 | 9.4 | 7.7 | 8.4 | 9.0 | 8.9 | 11.0 | 9.2 |
| 08. August | 10.1 | 9.9 | 10.0 | 10.2 | 10.7 | 10.9 | 10.2 | 9.7 | 9.8 | 9.6 | 11.6 | 10.0 | 10.9 | 10.2 | 9.2 | 7.3 |
| 09. September | 8.6 | 8.3 | 9.2 | 7.7 | 10.1 | 7.6 | 9.0 | 8.0 | 10.0 | 8.6 | 8.8 | 9.0 | 8.4 | 7.7 | 8.5 | 4.6 |
| 10. October | 8.9 | 9.4 | 8.4 | 8.8 | 8.7 | 9.6 | 9.6 | 8.4 | 8.5 | 9.1 | 8.6 | 9.0 | 8.6 | 9.8 | 8.5 | 10.4 |
| 11. November | 7.9 | 7.5 | 8.2 | 7.8 | 8.2 | 8.9 | 7.5 | 7.9 | 7.6 | 7.9 | 8.2 | 7.5 | 7.6 | 9.2 | 8.7 | 8.4 |
| 12. December | 7.4 | 7.2 | 7.7 | 7.4 | 7.1 | 7.7 | 7.1 | 7.8 | 6.8 | 7.6 | 6.5 | 7.2 | 7.8 | 8.0 | 7.0 | 10.3 |
| <i>Item 20 Subject R01</i> | <i>N 12912</i> | <i>5952</i> | <i>6659</i> | <i>8362</i> | <i>1438</i> | <i>2449</i> | <i>3306</i> | <i>4359</i> | <i>2797</i> | <i>9787</i> | <i>2461</i> | <i>5987</i> | <i>2971</i> | <i>1342</i> | <i>2174</i> | <i>211</i> |
| C03: What is your sex? | | | | | | | | | | | | | | | | |
| 1. Male | 47.3 | 100.0 | - | 49.0 | 41.8 | 50.0 | 47.1 | 44.7 | 49.2 | 44.7 | 55.3 | 44.7 | 49.2 | 44.6 | 51.7 | 53.0 |
| 2. Female | 52.7 | - | 100.0 | 51.0 | 58.2 | 50.0 | 52.9 | 55.3 | 50.8 | 55.3 | 44.7 | 55.3 | 50.8 | 55.4 | 48.3 | 47.0 |
| <i>Item 30 Subject R01</i> | <i>N 12672</i> | <i>5992</i> | <i>6679</i> | <i>8230</i> | <i>1400</i> | <i>2403</i> | <i>3249</i> | <i>4278</i> | <i>2742</i> | <i>9626</i> | <i>2406</i> | <i>5891</i> | <i>2921</i> | <i>1320</i> | <i>2117</i> | <i>206</i> |
| C04: How do you describe yourself? | | | | | | | | | | | | | | | | |
| 2. Black or African American | 11.4 | 10.0 | 12.6 | - | 100.0 | 8.9 | 6.3 | 20.1 | 5.9 | 11.2 | 10.0 | 12.9 | 16.4 | 5.2 | 2.5 | 7.1 |
| 3. Mexican American or Chicano | 7.2 | 7.0 | 7.4 | - | - | 0.3 | 1.3 | 4.0 | 25.8 | 6.5 | 9.2 | 7.3 | 8.0 | 7.2 | 5.5 | 6.7 |
| 4. Cuban American | 1.2 | 0.4 | 2.0 | - | - | 0.5 | * | 3.2 | 0.2 | 1.5 | 0.4 | 1.3 | 1.2 | 1.7 | 0.7 | 2.9 |
| 8. Puerto Rican | 1.9 | 1.9 | 2.0 | - | - | 7.1 | 0.6 | 1.0 | 0.5 | 1.5 | 2.7 | 1.9 | 2.6 | 1.9 | 1.2 | 1.3 |
| 9. Other Latin American | 2.6 | 2.5 | 2.6 | - | - | 4.3 | 1.2 | 2.0 | 3.6 | 2.5 | 1.5 | 2.8 | 1.9 | 3.4 | 2.4 | 1.0 |
| 5. Asian American | 3.6 | 3.8 | 3.4 | - | - | 2.2 | 2.6 | 2.0 | 8.5 | 4.0 | 2.0 | 4.5 | 2.4 | 3.2 | 2.9 | 1.6 |
| 6. White (Caucasian) | 66.5 | 68.9 | 64.7 | 100.0 | - | 72.5 | 83.6 | 63.7 | 44.7 | 67.3 | 69.1 | 63.9 | 62.8 | 71.6 | 78.1 | 68.8 |
| 1. American Indian (Native American Indian) | 0.9 | 0.9 | 0.9 | - | - | 0.4 | 0.7 | 1.2 | 1.1 | 0.9 | 1.0 | 0.7 | 0.7 | 1.4 | 1.4 | 2.6 |
| 7. Other | 4.6 | 4.6 | 4.5 | - | - | 3.8 | 3.7 | 2.7 | 9.6 | 4.7 | 4.2 | 4.7 | 3.9 | 4.4 | 5.4 | 8.1 |
| <i>Item 40 Subject R01</i> | <i>N 12633</i> | <i>5850</i> | <i>6490</i> | <i>8396</i> | <i>1443</i> | <i>2388</i> | <i>3258</i> | <i>4305</i> | <i>2682</i> | <i>9593</i> | <i>2406</i> | <i>5880</i> | <i>2893</i> | <i>1321</i> | <i>2107</i> | <i>209</i> |
| C05: Where did you grow up mostly? | | | | | | | | | | | | | | | | |
| 1. On a farm | 4.9 | 5.5 | 4.2 | 5.9 | 1.3 | 2.6 | 6.3 | 5.4 | 4.5 | 4.0 | 8.7 | 5.3 | 3.4 | 4.5 | 4.9 | 11.1 |
| 2. In the country, not on a farm | 11.2 | 11.7 | 10.6 | 14.3 | 6.5 | 10.9 | 12.5 | 13.6 | 6.2 | 10.3 | 15.4 | 12.7 | 9.6 | 10.1 | 10.0 | 16.3 |
| 3. In a small city or town (under 50,000 people) | 31.9 | 32.0 | 32.2 | 37.2 | 19.7 | 41.2 | 34.6 | 28.8 | 25.2 | 30.7 | 36.9 | 31.5 | 31.1 | 35.3 | 33.4 | 23.3 |
| 4. In a medium-sized city (50,000-100,000) | 14.2 | 13.1 | 15.2 | 12.4 | 15.8 | 10.2 | 10.9 | 14.0 | 22.2 | 14.8 | 12.2 | 14.0 | 14.1 | 15.6 | 14.1 | 14.0 |
| 5. In a suburb of a medium-sized city | 8.0 | 8.2 | 7.7 | 7.9 | 8.2 | 11.4 | 8.2 | 5.5 | 8.5 | 8.2 | 6.8 | 7.0 | 9.0 | 7.7 | 9.4 | 7.7 |
| 6. In a large city (100,000-500,000) | 10.5 | 9.2 | 11.7 | 5.8 | 22.7 | 6.5 | 8.9 | 10.1 | 16.5 | 10.4 | 10.0 | 10.7 | 12.2 | 9.0 | 7.9 | 10.2 |
| 7. In a suburb of a large city | 7.9 | 8.1 | 7.7 | 8.7 | 5.6 | 7.8 | 9.6 | 8.2 | 5.3 | 8.8 | 4.0 | 7.5 | 8.0 | 7.7 | 9.3 | 5.5 |
| 8. In a very large city (over 500,000) | 6.2 | 6.1 | 6.2 | 2.5 | 16.3 | 5.7 | 4.1 | 7.2 | 7.6 | 6.4 | 4.6 | 5.6 | 7.7 | 5.3 | 6.0 | 5.8 |
| 9. In a suburb of a very large city | 5.2 | 6.0 | 4.5 | 5.1 | 3.9 | 3.6 | 4.9 | 7.2 | 4.0 | 6.3 | 1.4 | 5.6 | 4.9 | 4.9 | 4.8 | 6.1 |
| <i>Item 50 Subject R03</i> | <i>N 11902</i> | <i>5512</i> | <i>6082</i> | <i>7840</i> | <i>1296</i> | <i>2283</i> | <i>3079</i> | <i>4020</i> | <i>2520</i> | <i>9108</i> | <i>2209</i> | <i>5491</i> | <i>2764</i> | <i>1257</i> | <i>1993</i> | <i>192</i> |
| C06: What is your present marital status? | | | | | | | | | | | | | | | | |
| 1. Married | 2.2 | 2.4 | 1.9 | 1.6 | 2.8 | 2.5 | 1.7 | 1.9 | 2.9 | 1.8 | 3.2 | 2.3 | 2.1 | 1.9 | 1.5 | 6.4 |
| 2. Engaged | 5.4 | 3.8 | 6.7 | 4.9 | 5.7 | 4.8 | 5.1 | 6.1 | 5.1 | 4.2 | 9.3 | 3.9 | 5.7 | 6.2 | 7.4 | 15.8 |
| 3. Separated/divorced | 1.0 | 1.2 | 0.8 | 0.8 | 2.1 | 1.0 | 1.0 | 1.1 | 0.9 | 0.9 | 1.6 | 0.7 | 1.2 | 0.9 | 0.8 | 7.2 |
| 4. Single | 91.4 | 92.6 | 90.6 | 92.7 | 89.4 | 91.7 | 92.2 | 90.9 | 91.2 | 93.1 | 85.9 | 93.1 | 91.0 | 91.0 | 90.3 | 70.5 |
| <i>Item 60 Subject D01, R01</i> | <i>N 12879</i> | <i>5926</i> | <i>6611</i> | <i>8331</i> | <i>1423</i> | <i>2438</i> | <i>3302</i> | <i>4345</i> | <i>2793</i> | <i>9787</i> | <i>2458</i> | <i>5953</i> | <i>2971</i> | <i>1351</i> | <i>2163</i> | <i>212</i> |

* = less than .05 percent.

DESCRIPTIVE RESULTS: 2002

21

| QUESTIONNAIRE FORM 1-6 2002 | TOTAL | SEX | | RACE | | REGION | | | | COLLEGE PLANS? | | ILLICIT DRUG USE: LIFETIME | | | | |
|--|----------------|--------------|--------------|--------------|--------------|--------------|--------------|--------------|--------------|-------------------|--------------|----------------------------|------------------------|--------------|---------------|--------------------|
| | | M | F | White | Black | NE | NC | S | W | Yes | No | None | Mari- juana Only | Few Pills | More Pills | Any Her- oin |
| <i>N (Weighted No. of Cases):</i> <i>% of Weighted Total:</i> | 13544 100.0 | 5992 44.2 | 6679 49.3 | 8396 62.0 | 1443 10.7 | 2641 19.5 | 3407 25.2 | 4534 33.5 | 2961 21.9 | 9908 73.2 | 2492 18.4 | 6120 45.2 | 3050 22.5 | 1383 10.2 | 2238 16.5 | 219 1.6 |
| C07: How many brothers and sisters do you have? (Include step-brothers and sisters and half-brothers and sisters.) | | | | | | | | | | | | | | | | |
| C07A: Older brothers and sisters | | | | | | | | | | | | | | | | |
| 0. None | 32.8 | 34.8 | 31.3 | 34.6 | 24.5 | 32.9 | 34.3 | 31.0 | 33.6 | 34.5 | 27.0 | 35.8 | 28.7 | 32.0 | 31.6 | 27.3 |
| 1. One | 33.5 | 34.0 | 33.0 | 35.2 | 26.8 | 33.4 | 33.5 | 35.5 | 30.5 | 33.4 | 34.2 | 33.9 | 34.7 | 31.2 | 32.7 | 25.6 |
| 2. Two | 17.6 | 16.5 | 18.6 | 16.8 | 20.6 | 18.3 | 17.2 | 17.5 | 17.6 | 17.1 | 19.5 | 16.4 | 18.2 | 19.2 | 19.1 | 15.3 |
| 3. Three | 7.8 | 7.4 | 8.1 | 7.2 | 11.4 | 7.0 | 7.2 | 7.6 | 9.4 | 7.3 | 9.4 | 6.8 | 9.5 | 8.8 | 8.0 | 7.9 |
| 4. Four | 3.6 | 3.2 | 3.9 | 3.0 | 6.4 | 3.4 | 3.5 | 3.7 | 3.7 | 3.3 | 4.5 | 2.9 | 4.2 | 4.0 | 3.9 | 5.7 |
| 5. Five | 1.9 | 1.8 | 1.8 | 1.6 | 3.4 | 1.8 | 1.8 | 1.7 | 2.2 | 1.7 | 2.5 | 1.5 | 1.6 | 2.5 | 2.3 | 5.9 |
| 6. Six or more | 2.9 | 2.3 | 3.3 | 1.7 | 7.0 | 3.1 | 2.5 | 2.9 | 3.0 | 2.8 | 2.9 | 2.6 | 3.1 | 2.4 | 2.4 | 12.3 |
| <i>Item 75 Subject R02</i> | <i>N 12158</i> | <i>5500</i> | <i>6350</i> | <i>7873</i> | <i>1334</i> | <i>2276</i> | <i>3151</i> | <i>4074</i> | <i>2657</i> | <i>9262</i> | <i>2324</i> | <i>5644</i> | <i>2810</i> | <i>1263</i> | <i>2037</i> | <i>199</i> |
| C07B: Younger brothers and sisters | | | | | | | | | | | | | | | | |
| 0. None | 32.3 | 32.0 | 32.7 | 35.4 | 25.3 | 33.6 | 33.5 | 35.1 | 25.5 | 32.8 | 31.5 | 31.6 | 32.9 | 33.1 | 33.0 | 30.7 |
| 1. One | 35.0 | 36.6 | 33.8 | 36.1 | 29.6 | 36.1 | 33.9 | 35.1 | 35.5 | 35.5 | 33.4 | 35.9 | 34.3 | 36.2 | 35.0 | 22.2 |
| 2. Two | 18.3 | 18.8 | 17.8 | 17.3 | 19.8 | 17.5 | 18.4 | 16.9 | 21.1 | 17.9 | 18.9 | 18.7 | 17.6 | 16.1 | 18.5 | 26.0 |
| 3. Three | 7.9 | 6.8 | 8.9 | 6.8 | 9.9 | 7.2 | 7.6 | 7.0 | 10.4 | 7.8 | 8.5 | 7.9 | 7.9 | 8.9 | 7.2 | 8.6 |
| 4. Four | 3.1 | 3.2 | 3.1 | 2.5 | 6.0 | 2.7 | 3.0 | 3.2 | 3.7 | 3.1 | 3.3 | 3.0 | 3.2 | 3.2 | 3.1 | 4.1 |
| 5. Five | 1.5 | 1.3 | 1.7 | 1.1 | 4.0 | 1.1 | 1.6 | 1.5 | 1.7 | 1.4 | 1.9 | 1.4 | 2.0 | 1.2 | 1.4 | 2.7 |
| 6. Six or more | 1.8 | 1.4 | 2.1 | 0.9 | 5.3 | 1.8 | 2.0 | 1.3 | 2.2 | 1.5 | 2.5 | 1.5 | 2.1 | 1.3 | 1.8 | 5.7 |
| <i>Item 76 Subject R02</i> | <i>N 12016</i> | <i>5501</i> | <i>6221</i> | <i>7812</i> | <i>1292</i> | <i>2260</i> | <i>3104</i> | <i>4008</i> | <i>2644</i> | <i>9197</i> | <i>2259</i> | <i>5590</i> | <i>2745</i> | <i>1255</i> | <i>2033</i> | <i>194</i> |
| C07C: Which of the following people live in the same household with you? (Mark ALL that apply.) | | | | | | | | | | | | | | | | |
| A. I live alone | 1.0 | 1.0 | 0.7 | 0.6 | 2.0 | 0.9 | 1.0 | 1.0 | 1.0 | 0.7 | 1.9 | 0.6 | 1.2 | 1.0 | 1.1 | 4.3 |
| B. Father (or male guardian) | 74.3 | 76.9 | 72.5 | 80.1 | 46.1 | 74.4 | 75.7 | 72.1 | 76.1 | 76.4 | 67.7 | 77.9 | 71.1 | 73.6 | 72.1 | 60.1 |
| C. Mother (or female guardian) | 89.7 | 89.7 | 90.2 | 91.1 | 84.7 | 90.8 | 90.0 | 89.2 | 88.9 | 91.4 | 83.8 | 92.6 | 89.0 | 87.8 | 86.6 | 73.6 |
| D. Brother(s) and/or sister(s) | 67.6 | 67.6 | 68.2 | 67.5 | 59.2 | 69.6 | 67.8 | 62.3 | 73.9 | 68.9 | 63.1 | 71.9 | 64.4 | 67.3 | 63.1 | 54.1 |
| E. Grandparent(s) | 5.8 | 5.5 | 5.8 | 3.9 | 10.4 | 5.2 | 4.5 | 6.4 | 6.7 | 5.8 | 5.6 | 5.5 | 6.2 | 5.3 | 5.8 | 5.9 |
| F. My husband/wife | 0.8 | 0.6 | 1.0 | 0.5 | 1.0 | 0.6 | 0.8 | 0.8 | 1.2 | 0.5 | 2.0 | 0.6 | 1.2 | 0.8 | 0.7 | 3.5 |
| G. My children | 1.3 | 0.6 | 2.0 | 0.8 | 3.1 | 1.1 | 1.2 | 1.6 | 1.4 | 0.8 | 3.2 | 0.9 | 1.9 | 1.1 | 1.2 | 7.1 |
| H. Other relative(s) | 5.7 | 4.7 | 6.7 | 3.1 | 11.8 | 5.1 | 4.1 | 5.7 | 8.4 | 5.3 | 7.0 | 5.0 | 6.4 | 5.5 | 7.0 | 5.7 |
| I. Non-relative(s) | 4.1 | 3.1 | 5.0 | 4.6 | 2.3 | 4.5 | 4.2 | 3.6 | 4.5 | 3.5 | 6.5 | 2.5 | 5.1 | 5.1 | 6.3 | 10.6 |
| <i>Item 80-160 Subject R03</i> | <i>N 12904</i> | <i>5921</i> | <i>6646</i> | <i>8354</i> | <i>1426</i> | <i>2433</i> | <i>3309</i> | <i>4356</i> | <i>2806</i> | <i>9830</i> | <i>2467</i> | <i>5979</i> | <i>2967</i> | <i>1351</i> | <i>2173</i> | <i>206</i> |
| The next three questions ask about your parents. If you were raised mostly by foster parents, step-parents, or others, answer for them. For example, if you have both a step-father and a natural father, answer for the one that was most important in raising you. | | | | | | | | | | | | | | | | |
| C08: What is the highest level of schooling your father completed? | | | | | | | | | | | | | | | | |
| 1. Completed grade school or less | 3.8 | 3.6 | 3.8 | 1.1 | 3.8 | 3.1 | 2.0 | 2.7 | 8.2 | 2.9 | 6.3 | 4.3 | 3.1 | 3.4 | 2.4 | 11.2 |
| 2. Some high school | 9.4 | 8.8 | 9.8 | 7.9 | 11.0 | 8.6 | 8.1 | 10.4 | 9.9 | 7.6 | 15.7 | 8.8 | 9.0 | 11.2 | 9.3 | 7.9 |
| 3. Completed high school | 28.5 | 28.9 | 28.1 | 31.2 | 30.6 | 31.0 | 32.0 | 28.3 | 22.5 | 26.5 | 36.5 | 27.1 | 29.8 | 29.5 | 31.2 | 24.3 |
| 4. Some college | 17.7 | 18.5 | 17.2 | 18.7 | 18.5 | 15.0 | 18.2 | 17.1 | 20.6 | 18.7 | 14.8 | 17.4 | 18.5 | 17.3 | 18.2 | 17.8 |
| 5. Completed college | 21.3 | 21.9 | 20.9 | 24.3 | 13.0 | 21.2 | 23.5 | 21.8 | 17.9 | 23.7 | 12.0 | 21.7 | 20.4 | 21.8 | 22.1 | 17.9 |
| 6. Graduate or professional school after college | 12.5 | 12.0 | 13.2 | 13.3 | 6.8 | 13.5 | 11.5 | 13.0 | 12.2 | 14.8 | 4.2 | 13.4 | 12.2 | 11.6 | 11.3 | 13.7 |
| 7. Don't know, or does not apply | 6.8 | 6.4 | 7.0 | 3.6 | 16.3 | 7.7 | 4.7 | 6.7 | 8.6 | 5.7 | 10.6 | 7.3 | 7.0 | 5.2 | 5.4 | 7.2 |
| <i>Item 310 Subject R02</i> | <i>N 12853</i> | <i>5906</i> | <i>6607</i> | <i>8341</i> | <i>1400</i> | <i>2426</i> | <i>3303</i> | <i>4324</i> | <i>2800</i> | <i>9827</i> | <i>2471</i> | <i>5931</i> | <i>2969</i> | <i>1352</i> | <i>2169</i> | <i>211</i> |
| C09: What is the highest level of schooling your mother completed? | | | | | | | | | | | | | | | | |
| 1. Completed grade school or less | 3.5 | 3.2 | 3.6 | 0.8 | 2.7 | 2.7 | 1.8 | 2.0 | 8.5 | 2.8 | 5.5 | 4.3 | 2.4 | 3.1 | 2.3 | 7.4 |
| 2. Some high school | 7.5 | 6.7 | 8.1 | 5.8 | 10.1 | 7.2 | 6.1 | 8.1 | 8.7 | 6.0 | 12.6 | 7.0 | 7.9 | 7.1 | 8.1 | 11.4 |
| 3. Completed high school | 27.2 | 26.6 | 27.7 | 29.4 | 28.0 | 28.6 | 30.7 | 27.6 | 21.4 | 25.3 | 34.7 | 26.5 | 28.7 | 28.3 | 26.8 | 23.4 |
| 4. Some college | 22.5 | 22.5 | 22.6 | 23.1 | 26.2 | 18.4 | 21.5 | 23.5 | 25.7 | 23.6 | 19.0 | 22.4 | 22.6 | 23.8 | 23.3 | 22.4 |
| 5. Completed college | 24.3 | 25.8 | 23.4 | 27.0 | 18.4 | 25.9 | 25.5 | 25.3 | 20.2 | 26.5 | 16.4 | 24.7 | 24.1 | 22.9 | 25.7 | 16.6 |
| 6. Graduate or professional school after college | 11.1 | 10.8 | 11.4 | 11.9 | 9.7 | 12.9 | 11.7 | 10.5 | 9.6 | 12.8 | 4.9 | 11.3 | 10.9 | 11.3 | 11.0 | 11.4 |
| 7. Don't know, or does not apply | 3.8 | 4.5 | 3.1 | 1.9 | 4.9 | 4.3 | 2.6 | 3.0 | 5.8 | 3.0 | 6.8 | 3.9 | 3.4 | 3.5 | 2.9 | 7.3 |
| <i>Item 320 Subject R02</i> | <i>N 12870</i> | <i>5913</i> | <i>6616</i> | <i>8341</i> | <i>1408</i> | <i>2430</i> | <i>3303</i> | <i>4336</i> | <i>2801</i> | <i>9836</i> | <i>2475</i> | <i>5940</i> | <i>2969</i> | <i>1355</i> | <i>2171</i> | <i>211</i> |

MONITORING THE FUTURE

| QUESTIONNAIRE FORM 1-6 2002 | TOTAL | SEX | | RACE | | REGION | | | | COLLEGE PLANS? | | ILLICIT DRUG USE: LIFETIME | | | | |
|--|----------------|--------------|--------------|--------------|--------------|--------------|--------------|--------------|--------------|-------------------|--------------|----------------------------|------------------------|--------------|---------------|--------------------|
| | | M | F | White | Black | NE | NC | S | W | Yes | No | None | Mari- juana Only | Few Pills | More Pills | Any Her- oin |
| <i>N (Weighted No. of Cases):</i> <i>% of Weighted Total:</i> | 13544 100.0 | 5992 44.2 | 6679 49.3 | 8396 62.0 | 1443 10.7 | 2641 19.5 | 3407 25.2 | 4534 33.5 | 2961 21.9 | 9908 73.2 | 2492 18.4 | 6120 45.2 | 3050 22.5 | 1383 10.2 | 2238 16.5 | 219 1.6 |
| C10: Did your mother have a paid job (half-time or more) during the time you were growing up? | | | | | | | | | | | | | | | | |
| 1. No | 14.8 | 15.1 | 14.4 | 14.7 | 8.7 | 14.7 | 13.9 | 14.6 | 16.2 | 14.7 | 15.1 | 17.2 | 11.7 | 15.1 | 10.8 | 24.1 |
| 2. Yes, some of the time when I was growing up | 19.0 | 19.0 | 19.0 | 19.6 | 14.0 | 19.0 | 18.5 | 18.4 | 20.4 | 18.8 | 19.5 | 19.4 | 19.2 | 17.5 | 18.0 | 22.2 |
| 3. Yes, most of the time | 18.3 | 19.2 | 17.6 | 17.9 | 17.0 | 19.7 | 18.0 | 16.3 | 20.3 | 17.6 | 20.6 | 17.8 | 15.5 | 21.5 | 20.7 | 16.1 |
| 4. Yes, all or nearly all of the time | 48.0 | 46.7 | 49.0 | 47.9 | 60.4 | 46.6 | 49.6 | 50.7 | 43.1 | 48.9 | 44.8 | 45.6 | 53.6 | 45.8 | 50.4 | 37.6 |
| <i>Item 330 Subject R02</i> | <i>N 12798</i> | <i>5881</i> | <i>6577</i> | <i>8320</i> | <i>1398</i> | <i>2403</i> | <i>3293</i> | <i>4324</i> | <i>2779</i> | <i>9806</i> | <i>2468</i> | <i>5909</i> | <i>2958</i> | <i>1342</i> | <i>2160</i> | <i>209</i> |
| C11: How would you describe your political preference? | | | | | | | | | | | | | | | | |
| 1. Strongly Republican | 8.9 | 11.1 | 6.9 | 11.3 | 2.9 | 6.2 | 8.9 | 11.9 | 6.7 | 9.3 | 7.7 | 10.5 | 6.5 | 8.2 | 8.2 | 13.8 |
| 2. Mildly Republican | 12.8 | 13.8 | 12.1 | 15.7 | 2.2 | 9.1 | 14.5 | 14.4 | 11.6 | 14.3 | 8.0 | 13.8 | 12.7 | 12.2 | 11.3 | 8.4 |
| 3. Mildly Democrat | 11.7 | 11.8 | 11.6 | 10.6 | 17.1 | 13.0 | 10.6 | 10.7 | 13.2 | 12.7 | 7.8 | 11.4 | 12.9 | 12.4 | 10.3 | 11.0 |
| 4. Strongly Democrat | 9.0 | 8.7 | 9.1 | 5.9 | 28.5 | 10.1 | 8.3 | 9.4 | 8.5 | 9.3 | 7.2 | 9.3 | 10.1 | 8.0 | 7.4 | 4.0 |
| 5. Independent | 8.1 | 9.4 | 6.9 | 8.1 | 6.5 | 10.1 | 7.1 | 7.3 | 8.7 | 8.2 | 7.7 | 7.2 | 8.5 | 7.1 | 10.2 | 12.2 |
| 6. No preference | 17.5 | 19.0 | 16.0 | 18.3 | 13.0 | 16.8 | 19.3 | 16.7 | 17.0 | 16.5 | 21.3 | 15.6 | 16.9 | 20.3 | 21.5 | 22.5 |
| 7. Other | 1.6 | 2.4 | 0.8 | 1.4 | 1.0 | 2.1 | 1.3 | 1.0 | 2.4 | 1.5 | 1.9 | 1.1 | 1.2 | 1.7 | 3.1 | 4.8 |
| 8. Don't know, haven't decided | 30.4 | 23.7 | 36.5 | 28.8 | 28.8 | 32.7 | 30.0 | 28.6 | 31.8 | 28.3 | 38.4 | 31.0 | 31.3 | 30.3 | 28.1 | 23.3 |
| <i>Item 340 Subject H01</i> | <i>N 12302</i> | <i>5659</i> | <i>6341</i> | <i>8125</i> | <i>1237</i> | <i>2332</i> | <i>3186</i> | <i>4125</i> | <i>2659</i> | <i>9527</i> | <i>2306</i> | <i>5703</i> | <i>2829</i> | <i>1307</i> | <i>2084</i> | <i>196</i> |
| C12: How would you describe your political beliefs? | | | | | | | | | | | | | | | | |
| 1. Very conservative | 3.9 | 4.9 | 2.8 | 4.0 | 4.7 | 2.7 | 3.7 | 4.7 | 3.7 | 3.7 | 4.3 | 4.7 | 3.3 | 2.1 | 3.0 | 5.2 |
| 2. Conservative | 10.9 | 11.7 | 10.2 | 12.2 | 8.6 | 7.8 | 10.5 | 13.1 | 10.4 | 11.7 | 7.7 | 13.4 | 7.9 | 9.2 | 9.1 | 7.7 |
| 3. Moderate | 24.0 | 24.1 | 24.0 | 25.1 | 22.2 | 20.0 | 25.4 | 25.6 | 23.4 | 25.6 | 19.0 | 24.6 | 24.7 | 24.4 | 21.8 | 22.5 |
| 4. Liberal | 14.7 | 14.4 | 15.1 | 14.0 | 15.5 | 18.9 | 14.5 | 12.4 | 15.0 | 15.9 | 10.2 | 13.2 | 15.9 | 15.8 | 17.0 | 14.5 |
| 5. Very liberal | 4.1 | 4.0 | 4.1 | 4.0 | 2.8 | 5.5 | 3.9 | 3.5 | 4.1 | 4.5 | 2.4 | 3.2 | 3.9 | 5.4 | 5.6 | 8.8 |
| 6. Radical | 2.8 | 4.9 | 1.0 | 2.9 | 1.7 | 3.1 | 3.4 | 1.8 | 3.5 | 2.3 | 4.8 | 1.9 | 2.1 | 3.8 | 5.1 | 7.9 |
| 8. None of the above, or don't know | 39.6 | 35.9 | 42.8 | 37.8 | 44.5 | 42.0 | 38.5 | 38.9 | 39.8 | 36.3 | 51.6 | 39.0 | 42.1 | 39.4 | 38.4 | 33.5 |
| <i>Item 350 Subject H01</i> | <i>N 12695</i> | <i>5824</i> | <i>6539</i> | <i>8269</i> | <i>1366</i> | <i>2386</i> | <i>3286</i> | <i>4276</i> | <i>2747</i> | <i>9774</i> | <i>2437</i> | <i>5883</i> | <i>2919</i> | <i>1341</i> | <i>2133</i> | <i>209</i> |
| C13: The next three questions are about religion. | | | | | | | | | | | | | | | | |
| C13A: What is your religious preference? (NOTE: This question was omitted in the questionnaires administered in California, beginning in 1997, due to state requirements.) | | | | | | | | | | | | | | | | |
| 01. Baptist | 19.7 | 18.6 | 20.7 | 17.8 | 47.8 | 7.4 | 9.5 | 38.1 | 9.3 | 19.2 | 21.2 | 21.1 | 18.8 | 20.0 | 16.5 | 21.3 |
| 02. Methodist | 7.3 | 6.7 | 7.9 | 9.0 | 5.9 | 6.2 | 8.3 | 8.9 | 2.7 | 8.0 | 5.7 | 8.3 | 7.3 | 6.7 | 5.7 | 5.6 |
| 03. Lutheran | 4.5 | 4.4 | 4.6 | 6.0 | 0.6 | 3.2 | 9.3 | 2.0 | 3.4 | 4.7 | 4.3 | 4.2 | 5.1 | 4.9 | 4.5 | 3.2 |
| 04. Presbyterian | 2.1 | 2.3 | 1.9 | 2.5 | 0.8 | 2.3 | 2.1 | 2.1 | 1.5 | 2.3 | 1.3 | 2.3 | 1.9 | 1.6 | 1.7 | 2.4 |
| 05. Episcopal | 1.0 | 0.7 | 1.2 | 1.0 | 1.2 | 1.4 | 0.4 | 1.2 | 0.7 | 1.0 | 0.4 | 1.0 | 0.9 | 0.8 | 1.0 | 0.9 |
| 06. United Church of Christ | 0.9 | 0.8 | 0.9 | 1.1 | 0.2 | 1.1 | 1.5 | 0.3 | 0.6 | 0.7 | 1.3 | 0.7 | 0.8 | 0.9 | 1.3 | 0.7 |
| 07. Churches of Christ | 4.6 | 4.9 | 4.3 | 4.6 | 6.6 | 2.4 | 5.0 | 4.8 | 6.7 | 4.4 | 5.2 | 4.4 | 4.6 | 4.0 | 5.4 | 1.6 |
| 08. Disciples of Christ | 0.5 | 0.4 | 0.7 | 0.5 | 0.6 | 0.1 | 0.6 | 0.5 | 1.0 | 0.5 | 0.5 | 0.5 | 0.7 | 0.2 | 0.5 | 0.3 |
| 09. Other Protestant Christian | 4.0 | 4.1 | 3.7 | 4.3 | 3.0 | 5.2 | 4.1 | 2.6 | 5.4 | 3.8 | 4.2 | 4.7 | 2.9 | 4.0 | 3.7 | 1.5 |
| 10. Roman Catholic | 25.2 | 24.7 | 25.8 | 23.9 | 4.4 | 36.2 | 27.4 | 16.9 | 26.9 | 26.9 | 18.5 | 24.6 | 27.5 | 26.9 | 24.6 | 14.2 |
| 11. Eastern Orthodox | 0.5 | 0.4 | 0.6 | 0.5 | - | 0.7 | 0.7 | 0.3 | 0.2 | 0.6 | 0.2 | 0.5 | 0.4 | 0.3 | 0.7 | 0.7 |
| 12. Latter Day Saints | 1.7 | 1.8 | 1.6 | 2.1 | 0.2 | 0.4 | 0.5 | 0.6 | 9.4 | 1.8 | 1.5 | 2.3 | 0.8 | 1.6 | 1.7 | 0.7 |
| 13. Unitarian Universalist | 0.1 | 0.1 | 0.1 | 0.1 | - | 0.3 | 0.1 | 0.1 | 0.1 | 0.1 | * | 0.1 | 0.1 | 0.2 | 0.1 | 0.7 |
| 14. Jewish | 1.1 | 1.2 | 1.0 | 1.4 | 0.4 | 1.6 | 1.8 | 0.5 | 0.5 | 1.2 | 0.8 | 0.8 | 1.3 | 1.4 | 1.4 | 1.2 |
| 15. Muslim/Moslem | 0.7 | 0.8 | 0.7 | 0.2 | 1.3 | 0.7 | 1.2 | 0.5 | 0.5 | 0.7 | 0.8 | 1.2 | 0.3 | 0.4 | 0.3 | 2.0 |
| 16. Buddhist | 0.8 | 1.1 | 0.6 | 0.4 | 0.5 | 1.3 | 0.9 | 0.5 | 1.0 | 0.9 | 0.8 | 0.7 | 0.6 | 0.9 | 1.2 | 4.0 |
| 17. Other Religion | 8.4 | 6.9 | 9.7 | 6.7 | 13.2 | 7.6 | 9.1 | 8.1 | 8.8 | 8.2 | 8.7 | 9.1 | 7.5 | 6.8 | 8.6 | 9.0 |
| 18. None | 16.8 | 20.0 | 14.1 | 17.8 | 13.4 | 21.9 | 17.3 | 12.1 | 21.5 | 15.0 | 24.5 | 13.5 | 18.6 | 18.5 | 21.1 | 30.1 |
| <i>Item 360 Subject G</i> | <i>N 11369</i> | <i>5189</i> | <i>5898</i> | <i>7903</i> | <i>1295</i> | <i>2343</i> | <i>3261</i> | <i>4256</i> | <i>1509</i> | <i>8691</i> | <i>2248</i> | <i>5231</i> | <i>2624</i> | <i>1192</i> | <i>1941</i> | <i>199</i> |
| C13B: How often do you attend religious services? (NOTE: This question was omitted in the questionnaires administered in California, beginning in 1997, due to state requirements.) | | | | | | | | | | | | | | | | |
| 1. Never | 16.2 | 18.5 | 13.9 | 17.0 | 9.9 | 22.3 | 17.6 | 10.0 | 20.8 | 14.1 | 24.6 | 12.6 | 17.0 | 19.9 | 21.1 | 25.2 |
| 2. Rarely | 33.2 | 34.0 | 32.7 | 33.2 | 31.2 | 38.1 | 33.2 | 31.0 | 32.3 | 31.8 | 37.7 | 26.4 | 39.2 | 36.1 | 41.3 | 39.2 |
| 3. Once or twice a month | 16.1 | 15.5 | 16.8 | 16.1 | 16.7 | 13.1 | 17.0 | 17.2 | 15.8 | 16.8 | 13.4 | 16.4 | 16.3 | 16.9 | 15.0 | 12.0 |
| 4. About once a week or more | 34.5 | 32.0 | 36.6 | 33.8 | 42.2 | 26.6 | 32.2 | 41.8 | 31.1 | 37.3 | 24.3 | 44.6 | 27.5 | 27.1 | 22.6 | 23.7 |
| <i>Item 370 Subject G</i> | <i>N 11544</i> | <i>5276</i> | <i>5979</i> | <i>7996</i> | <i>1320</i> | <i>2384</i> | <i>3295</i> | <i>4322</i> | <i>1543</i> | <i>8823</i> | <i>2285</i> | <i>5325</i> | <i>2650</i> | <i>1208</i> | <i>1970</i> | <i>202</i> |

*=less than .05 percent.

DESCRIPTIVE RESULTS: 2002

23

| QUESTIONNAIRE FORM 1-6 2002 | TOTAL | SEX | | RACE | | REGION | | | | COLLEGE PLANS? | | ILLICIT DRUG USE: LIFETIME | | | | |
|--|----------------|-------------|-------------|-------------|-------------|-------------|-------------|-------------|-------------|-------------------|-------------|----------------------------|------------------------|--------------|---------------|--------------------|
| | | M | F | White | Black | NE | NC | S | W | Yes | No | None | Mari- juana Only | Few Pills | More Pills | Any Her- oin |
| <i>N (Weighted No. of Cases):</i> | 13544 | 5992 | 6679 | 8396 | 1443 | 2641 | 3407 | 4534 | 2961 | 9908 | 2492 | 6120 | 3050 | 1383 | 2238 | 219 |
| <i>% of Weighted Total:</i> | 100.0 | 44.2 | 49.3 | 62.0 | 10.7 | 19.5 | 25.2 | 33.5 | 21.9 | 73.2 | 18.4 | 45.2 | 22.5 | 10.2 | 16.5 | 1.6 |
| C13C: How important is religion in your life? (NOTE: This question was omitted in the questionnaires administered in California, beginning in 1997, due to state requirements.) | | | | | | | | | | | | | | | | |
| 1. Not important | 14.7 | 19.1 | 10.5 | 16.4 | 6.9 | 22.8 | 15.8 | 8.5 | 17.2 | 13.3 | 20.4 | 11.6 | 15.2 | 17.3 | 19.6 | 25.8 |
| 2. A little important | 22.9 | 24.1 | 22.2 | 25.2 | 13.5 | 27.8 | 26.1 | 17.6 | 23.7 | 21.9 | 27.6 | 17.5 | 28.1 | 27.3 | 28.0 | 25.1 |
| 3. Pretty important | 29.6 | 28.0 | 31.0 | 28.8 | 28.2 | 26.1 | 29.9 | 31.2 | 29.9 | 30.5 | 26.3 | 28.9 | 29.7 | 31.4 | 30.8 | 23.5 |
| 4. Very important | 32.8 | 28.7 | 36.3 | 29.6 | 51.4 | 23.3 | 28.2 | 42.8 | 29.2 | 34.3 | 25.7 | 42.1 | 27.0 | 24.0 | 21.6 | 25.7 |
| <i>Item 380 Subject G</i> | <i>N 11537</i> | <i>5273</i> | <i>5976</i> | <i>7995</i> | <i>1322</i> | <i>2382</i> | <i>3293</i> | <i>4321</i> | <i>1542</i> | <i>8824</i> | <i>2282</i> | <i>5321</i> | <i>2646</i> | <i>1210</i> | <i>1969</i> | <i>200</i> |
| C14: When are you most likely to graduate from high school? | | | | | | | | | | | | | | | | |
| 1. By this June | 97.7 | 96.9 | 98.6 | 98.8 | 97.3 | 98.2 | 98.6 | 97.7 | 96.5 | 98.8 | 94.7 | 98.6 | 98.3 | 97.7 | 96.3 | 88.5 |
| 2. July to January | 1.6 | 2.1 | 1.1 | 1.0 | 1.7 | 1.2 | 1.1 | 1.9 | 2.3 | 1.0 | 3.3 | 1.1 | 1.2 | 1.6 | 3.1 | 4.7 |
| 3. After next January | - | - | - | - | - | - | - | - | - | - | - | - | - | - | - | - |
| 6. Don't expect to graduate | 0.6 | 0.9 | 0.3 | 0.1 | 0.9 | 0.7 | 0.3 | 0.4 | 1.2 | 0.2 | 2.0 | 0.3 | 0.5 | 0.6 | 0.7 | 6.8 |
| <i>Item 390 Subject B01</i> | <i>N 12803</i> | <i>5852</i> | <i>6563</i> | <i>8301</i> | <i>1388</i> | <i>2389</i> | <i>3297</i> | <i>4340</i> | <i>2778</i> | <i>9877</i> | <i>2485</i> | <i>5922</i> | <i>2945</i> | <i>1347</i> | <i>2156</i> | <i>210</i> |
| C15: Which of the following best describes your present high school program? | | | | | | | | | | | | | | | | |
| 1. Academic or college prep | 51.6 | 47.5 | 55.8 | 55.1 | 43.0 | 53.0 | 55.4 | 51.5 | 46.0 | 60.5 | 18.7 | 57.0 | 48.9 | 50.2 | 45.1 | 35.3 |
| 2. General | 32.2 | 33.9 | 30.6 | 31.0 | 36.9 | 29.0 | 30.9 | 31.9 | 36.9 | 29.2 | 43.1 | 28.0 | 34.8 | 33.5 | 38.0 | 38.2 |
| 3. Vocational, technical, or commercial | 7.9 | 10.0 | 5.7 | 7.7 | 9.2 | 11.7 | 6.3 | 9.2 | 4.6 | 4.5 | 20.8 | 6.9 | 7.7 | 7.7 | 9.4 | 17.9 |
| 4. Other, or don't know | 8.3 | 8.5 | 7.8 | 6.2 | 10.9 | 6.3 | 7.5 | 7.4 | 12.5 | 5.9 | 17.5 | 8.2 | 8.6 | 8.6 | 7.5 | 8.6 |
| <i>Item 400 Subject B01</i> | <i>N 12702</i> | <i>5802</i> | <i>6513</i> | <i>8233</i> | <i>1376</i> | <i>2356</i> | <i>3287</i> | <i>4301</i> | <i>2758</i> | <i>9829</i> | <i>2467</i> | <i>5871</i> | <i>2925</i> | <i>1343</i> | <i>2136</i> | <i>208</i> |
| C16: Compared with others your age throughout the country, how do you rate yourself on school ability? | | | | | | | | | | | | | | | | |
| 1. Far below average | 1.3 | 1.8 | 0.7 | 0.8 | 2.7 | 0.9 | 1.6 | 1.3 | 1.4 | 0.6 | 4.0 | 1.1 | 1.0 | 0.5 | 1.4 | 5.9 |
| 2. Below average | 1.9 | 2.3 | 1.5 | 1.8 | 0.9 | 2.4 | 1.9 | 1.3 | 2.6 | 1.3 | 4.3 | 1.4 | 1.6 | 2.8 | 2.9 | 4.3 |
| 3. Slightly below average | 4.5 | 5.2 | 3.6 | 4.2 | 4.7 | 5.0 | 4.3 | 3.8 | 5.3 | 3.2 | 9.6 | 2.8 | 5.9 | 5.1 | 6.3 | 6.2 |
| 4. Average | 34.0 | 31.5 | 35.8 | 30.7 | 41.6 | 35.0 | 30.8 | 34.6 | 36.1 | 29.5 | 49.2 | 30.8 | 37.6 | 34.7 | 37.0 | 33.8 |
| 5. Slightly above average | 23.7 | 21.5 | 26.1 | 24.3 | 23.3 | 23.3 | 23.0 | 24.2 | 24.3 | 25.5 | 17.6 | 23.5 | 24.2 | 26.4 | 23.3 | 18.0 |
| 6. Above average | 27.9 | 29.3 | 27.3 | 31.1 | 21.8 | 27.3 | 31.0 | 27.9 | 24.7 | 32.4 | 12.3 | 32.6 | 23.8 | 25.6 | 24.3 | 20.2 |
| 7. Far above average | 6.6 | 8.4 | 4.9 | 7.1 | 4.9 | 6.1 | 7.3 | 6.8 | 5.7 | 7.5 | 3.0 | 7.8 | 5.9 | 4.9 | 4.8 | 11.7 |
| <i>Item 410 Subject B01</i> | <i>N 12700</i> | <i>5811</i> | <i>6508</i> | <i>8257</i> | <i>1354</i> | <i>2342</i> | <i>3275</i> | <i>4314</i> | <i>2769</i> | <i>9856</i> | <i>2466</i> | <i>5887</i> | <i>2922</i> | <i>1338</i> | <i>2126</i> | <i>209</i> |
| C17: How intelligent do you think you are compared with others your age? | | | | | | | | | | | | | | | | |
| 1. Far below average | 0.9 | 1.3 | 0.5 | 0.7 | 1.9 | 0.9 | 1.3 | 0.9 | 0.6 | 0.4 | 3.0 | 0.9 | 0.7 | 0.5 | 0.5 | 4.8 |
| 2. Below average | 1.8 | 1.8 | 1.7 | 1.8 | 1.2 | 2.1 | 2.0 | 1.3 | 2.0 | 1.0 | 4.7 | 1.4 | 1.7 | 1.8 | 2.0 | 6.7 |
| 3. Slightly below average | 4.1 | 4.0 | 4.1 | 4.2 | 2.5 | 4.7 | 3.9 | 3.5 | 4.9 | 2.9 | 8.8 | 2.8 | 5.2 | 5.9 | 5.0 | 4.0 |
| 4. Average | 32.4 | 27.1 | 37.0 | 30.0 | 34.5 | 31.8 | 31.5 | 32.3 | 34.3 | 29.0 | 44.5 | 30.7 | 35.9 | 30.8 | 33.7 | 26.2 |
| 5. Slightly above average | 23.5 | 21.5 | 25.6 | 24.0 | 22.5 | 24.7 | 22.5 | 23.6 | 23.8 | 25.3 | 17.0 | 23.9 | 23.3 | 27.4 | 21.4 | 17.1 |
| 6. Above average | 28.9 | 32.5 | 26.3 | 31.0 | 26.8 | 28.6 | 29.8 | 29.5 | 27.4 | 32.4 | 16.8 | 31.5 | 25.1 | 27.4 | 29.6 | 27.5 |
| 7. Far above average | 8.2 | 11.8 | 4.8 | 8.3 | 10.5 | 7.2 | 9.0 | 8.9 | 7.0 | 9.0 | 5.4 | 8.7 | 8.1 | 6.3 | 7.7 | 13.6 |
| <i>Item 420 Subject B01</i> | <i>N 12690</i> | <i>5800</i> | <i>6513</i> | <i>8250</i> | <i>1356</i> | <i>2344</i> | <i>3277</i> | <i>4309</i> | <i>2760</i> | <i>9846</i> | <i>2477</i> | <i>5882</i> | <i>2921</i> | <i>1338</i> | <i>2121</i> | <i>208</i> |
| C18: During the LAST FOUR WEEKS, how many whole days of school have you missed . . . | | | | | | | | | | | | | | | | |
| C18A: Because of illness | | | | | | | | | | | | | | | | |
| 1. None | 60.4 | 66.7 | 55.3 | 62.1 | 59.3 | 56.8 | 63.9 | 60.6 | 59.0 | 62.0 | 55.5 | 67.2 | 58.0 | 56.2 | 50.7 | 42.0 |
| 2. 1 day | 16.9 | 15.8 | 18.0 | 17.5 | 15.7 | 18.0 | 16.6 | 16.8 | 16.5 | 16.7 | 17.9 | 15.0 | 17.9 | 19.4 | 19.0 | 17.5 |
| 3. 2 days | 10.1 | 7.7 | 12.2 | 9.5 | 10.9 | 11.2 | 9.3 | 10.4 | 9.6 | 9.7 | 11.4 | 8.6 | 10.5 | 11.1 | 11.9 | 14.7 |
| 4. 3 days | 5.9 | 4.9 | 6.6 | 5.3 | 4.8 | 6.5 | 5.0 | 5.6 | 7.1 | 5.6 | 6.8 | 4.4 | 6.3 | 6.8 | 8.0 | 12.1 |
| 5. 4 to 5 days | 4.2 | 3.0 | 5.2 | 3.7 | 6.5 | 4.4 | 3.3 | 4.3 | 5.0 | 4.0 | 4.6 | 3.0 | 5.0 | 3.5 | 6.6 | 6.1 |
| 6. 6 to 10 days | 1.5 | 1.2 | 1.8 | 1.4 | 1.7 | 2.1 | 1.0 | 1.4 | 1.9 | 1.3 | 2.4 | 1.1 | 1.5 | 1.4 | 2.7 | 2.8 |
| 7. 11 or more | 0.9 | 0.7 | 0.9 | 0.6 | 1.2 | 1.0 | 0.8 | 0.9 | 1.0 | 0.8 | 1.4 | 0.6 | 0.8 | 1.4 | 1.0 | 5.0 |
| <i>Item 430 Subject B06</i> | <i>N 12480</i> | <i>5703</i> | <i>6408</i> | <i>8154</i> | <i>1316</i> | <i>2297</i> | <i>3240</i> | <i>4234</i> | <i>2709</i> | <i>9720</i> | <i>2441</i> | <i>5770</i> | <i>2864</i> | <i>1328</i> | <i>2097</i> | <i>207</i> |

MONITORING THE FUTURE

| QUESTIONNAIRE FORM 1-6 2002 | TOTAL | SEX | | RACE | | REGION | | | | COLLEGE PLANS? | | ILLICIT DRUG USE: LIFETIME | | | | |
|--|----------------|------|------|-------|-------|--------|------|------|------|-------------------|------|----------------------------|------------------------|--------------|---------------|--------------------|
| | | M | F | White | Black | NE | NC | S | W | Yes | No | None | Mari- juana Only | Few Pills | More Pills | Any Her- oin |
| <i>N (Weighted No. of Cases):</i> | 13544 | 5992 | 6679 | 8396 | 1443 | 2641 | 3407 | 4534 | 2961 | 9908 | 2492 | 6120 | 3050 | 1383 | 2238 | 219 |
| <i>% of Weighted Total:</i> | 100.0 | 44.2 | 49.3 | 62.0 | 10.7 | 19.5 | 25.2 | 33.5 | 21.9 | 73.2 | 18.4 | 45.2 | 22.5 | 10.2 | 16.5 | 1.6 |
| C18B: Because you skipped or "cut" | | | | | | | | | | | | | | | | |
| 1. None | 67.4 | 65.0 | 69.9 | 69.2 | 71.2 | 68.6 | 73.6 | 68.2 | 57.7 | 69.2 | 61.1 | 79.3 | 63.4 | 62.8 | 46.3 | 41.9 |
| 2. 1 day | 13.8 | 13.7 | 13.8 | 13.8 | 10.0 | 12.6 | 12.4 | 14.4 | 15.5 | 13.9 | 13.3 | 10.8 | 15.6 | 15.3 | 18.2 | 17.8 |
| 3. 2 days | 7.3 | 8.0 | 6.7 | 6.8 | 8.1 | 7.5 | 5.7 | 7.5 | 8.4 | 6.9 | 8.8 | 4.4 | 8.7 | 8.8 | 11.5 | 10.4 |
| 4. 3 days | 4.8 | 5.6 | 3.9 | 4.5 | 4.4 | 4.7 | 3.6 | 4.3 | 7.0 | 4.4 | 6.1 | 2.4 | 5.3 | 5.2 | 9.4 | 12.3 |
| 5. 4 to 5 days | 3.6 | 3.7 | 3.4 | 3.3 | 3.1 | 3.5 | 2.8 | 3.0 | 5.6 | 3.1 | 5.6 | 1.9 | 4.2 | 3.9 | 7.2 | 5.3 |
| 6. 6 to 10 days | 1.8 | 2.2 | 1.5 | 1.4 | 1.9 | 1.8 | 1.2 | 1.3 | 3.3 | 1.5 | 2.8 | 0.7 | 1.6 | 1.8 | 4.5 | 6.2 |
| 7. 11 or more | 1.4 | 1.8 | 0.9 | 1.0 | 1.2 | 1.2 | 0.8 | 1.2 | 2.4 | 1.1 | 2.3 | 0.5 | 1.3 | 2.2 | 2.8 | 6.2 |
| <i>Item 440 Subject B06</i> | <i>N</i> 12259 | 5632 | 6273 | 8030 | 1282 | 2234 | 3184 | 4165 | 2676 | 9569 | 2385 | 5668 | 2810 | 1306 | 2065 | 206 |
| C18C: For other reasons | | | | | | | | | | | | | | | | |
| 1. None | 55.4 | 59.0 | 52.3 | 56.3 | 53.4 | 55.1 | 57.9 | 55.6 | 52.5 | 54.6 | 58.6 | 59.1 | 54.4 | 53.6 | 48.7 | 46.9 |
| 2. 1 day | 20.5 | 20.0 | 21.4 | 21.6 | 17.5 | 20.0 | 19.6 | 21.9 | 20.0 | 21.4 | 17.6 | 19.7 | 20.0 | 22.3 | 22.3 | 24.9 |
| 3. 2 days | 10.9 | 9.9 | 11.7 | 10.4 | 12.0 | 9.9 | 10.7 | 10.5 | 12.3 | 11.3 | 9.0 | 9.8 | 11.4 | 11.4 | 12.2 | 15.2 |
| 4. 3 days | 6.3 | 5.5 | 7.0 | 6.0 | 5.3 | 6.7 | 6.1 | 5.7 | 7.4 | 6.0 | 7.6 | 5.5 | 6.6 | 5.6 | 8.7 | 7.0 |
| 5. 4 to 5 days | 4.2 | 3.2 | 5.0 | 3.7 | 7.5 | 5.9 | 3.5 | 3.8 | 4.2 | 4.5 | 3.3 | 4.0 | 4.8 | 4.6 | 4.0 | 3.5 |
| 6. 6 to 10 days | 1.6 | 1.4 | 1.8 | 1.3 | 2.6 | 1.7 | 1.2 | 1.5 | 2.1 | 1.6 | 1.5 | 1.3 | 1.8 | 1.4 | 2.4 | 0.4 |
| 7. 11 or more | 1.0 | 1.0 | 0.9 | 0.7 | 1.8 | 0.7 | 0.9 | 1.0 | 1.5 | 0.6 | 2.4 | 0.7 | 1.1 | 1.0 | 1.7 | 2.2 |
| <i>Item 450 Subject B06</i> | <i>N</i> 12404 | 5659 | 6384 | 8103 | 1306 | 2277 | 3216 | 4212 | 2700 | 9684 | 2409 | 5760 | 2858 | 1297 | 2080 | 203 |
| C19: During the last four weeks, how often have you gone to school, but skipped a class when you weren't supposed to? | | | | | | | | | | | | | | | | |
| 1. Not at all | 63.9 | 62.2 | 65.8 | 68.0 | 58.0 | 63.9 | 70.7 | 69.0 | 47.8 | 64.3 | 63.0 | 75.1 | 56.8 | 57.2 | 49.2 | 47.9 |
| 2. 1 or 2 times | 20.1 | 19.5 | 20.5 | 18.6 | 23.8 | 19.9 | 17.7 | 17.6 | 26.9 | 20.2 | 19.3 | 16.2 | 23.3 | 23.6 | 23.7 | 20.0 |
| 3. 3-5 times | 9.9 | 10.6 | 9.1 | 8.3 | 12.0 | 9.9 | 7.1 | 8.8 | 14.7 | 10.1 | 8.9 | 5.8 | 13.2 | 11.3 | 14.4 | 15.4 |
| 4. 6-10 times | 3.5 | 4.2 | 2.8 | 3.1 | 3.8 | 3.5 | 2.5 | 2.6 | 6.2 | 3.3 | 4.5 | 1.8 | 3.7 | 4.7 | 7.2 | 6.5 |
| 5. 11-20 times | 1.3 | 1.8 | 0.9 | 1.2 | 0.8 | 1.6 | 0.8 | 1.0 | 2.4 | 1.1 | 2.2 | 0.5 | 1.5 | 1.9 | 3.0 | 3.4 |
| 6. More than 20 times | 1.3 | 1.7 | 0.8 | 0.9 | 1.6 | 1.2 | 1.3 | 0.9 | 1.9 | 1.0 | 2.1 | 0.6 | 1.6 | 1.3 | 2.4 | 6.9 |
| <i>Item 460 Subject B06</i> | <i>N</i> 12699 | 5799 | 6520 | 8258 | 1358 | 2341 | 3280 | 4314 | 2764 | 9883 | 2488 | 5885 | 2918 | 1341 | 2125 | 207 |
| C20: Which of the following best describes your average grade so far in high school? | | | | | | | | | | | | | | | | |
| 9. A (93-100) | 16.8 | 14.2 | 19.6 | 19.5 | 7.8 | 16.9 | 19.1 | 17.8 | 12.5 | 19.6 | 6.5 | 23.4 | 11.5 | 13.1 | 9.4 | 12.3 |
| 8. A- (90-92) | 16.1 | 14.1 | 18.2 | 17.7 | 9.5 | 13.4 | 17.5 | 16.7 | 15.8 | 18.1 | 9.0 | 18.3 | 14.8 | 16.4 | 12.6 | 11.2 |
| 7. B+ (87-89) | 17.5 | 15.4 | 19.5 | 18.0 | 15.8 | 17.1 | 17.8 | 17.0 | 18.4 | 19.0 | 12.3 | 18.5 | 16.8 | 17.5 | 16.6 | 15.5 |
| 6. B (83-86) | 17.8 | 18.1 | 17.6 | 17.5 | 20.2 | 18.1 | 15.7 | 18.2 | 19.2 | 17.6 | 18.4 | 16.3 | 18.6 | 18.8 | 20.2 | 18.8 |
| 5. B- (80-82) | 12.0 | 13.4 | 10.4 | 10.6 | 16.6 | 12.6 | 10.8 | 12.0 | 12.8 | 11.0 | 15.3 | 9.5 | 14.8 | 12.1 | 14.5 | 6.5 |
| 4. C+ (77-79) | 9.7 | 11.8 | 7.5 | 7.9 | 16.9 | 9.5 | 9.1 | 10.0 | 10.0 | 8.1 | 15.5 | 7.7 | 11.4 | 11.2 | 11.5 | 10.1 |
| 3. C (73-76) | 5.9 | 7.4 | 4.4 | 5.4 | 7.7 | 6.8 | 6.9 | 4.7 | 5.9 | 4.3 | 12.0 | 3.9 | 7.4 | 6.5 | 8.3 | 9.5 |
| 2. C- (70-72) | 2.9 | 3.6 | 2.1 | 2.4 | 3.8 | 3.8 | 2.1 | 2.6 | 3.7 | 1.7 | 7.0 | 2.0 | 3.0 | 2.6 | 5.1 | 5.1 |
| 1. D (69 or below) | 1.3 | 1.9 | 0.8 | 0.9 | 1.8 | 1.6 | 1.1 | 1.0 | 1.8 | 0.6 | 3.9 | 0.4 | 1.7 | 1.7 | 1.9 | 11.1 |
| <i>Item 470 Subject B01</i> | <i>N</i> 12639 | 5779 | 6484 | 8224 | 1350 | 2325 | 3262 | 4301 | 2751 | 9856 | 2471 | 5854 | 2894 | 1337 | 2123 | 208 |
| C21: How likely is it that you will do each of the following things after high school? | | | | | | | | | | | | | | | | |
| C21A: Attend a technical or vocational school | | | | | | | | | | | | | | | | |
| 1. Definitely won't | 53.0 | 46.1 | 59.2 | 56.1 | 49.3 | 64.4 | 56.4 | 50.8 | 42.8 | 59.3 | 29.6 | 56.2 | 52.1 | 51.0 | 48.3 | 40.5 |
| 2. Probably won't | 23.9 | 25.5 | 22.6 | 23.7 | 19.4 | 18.7 | 22.5 | 23.6 | 30.3 | 24.4 | 22.0 | 23.3 | 25.0 | 24.1 | 23.9 | 22.9 |
| 3. Probably will | 14.8 | 19.3 | 10.7 | 12.3 | 19.8 | 10.9 | 12.5 | 16.0 | 19.2 | 11.2 | 28.6 | 12.7 | 14.8 | 16.6 | 17.8 | 25.5 |
| 4. Definitely will | 8.3 | 9.1 | 7.5 | 7.9 | 11.5 | 6.1 | 8.6 | 9.7 | 7.7 | 5.1 | 19.8 | 7.8 | 8.1 | 8.3 | 10.0 | 11.0 |
| <i>Item 480 Subject B09, C03</i> | <i>N</i> 12185 | 5514 | 6313 | 8005 | 1269 | 2216 | 3166 | 4157 | 2647 | 9611 | 2475 | 5651 | 2806 | 1292 | 2029 | 204 |
| C21B: Serve in the armed forces | | | | | | | | | | | | | | | | |
| 1. Definitely won't | 69.6 | 57.1 | 80.8 | 71.0 | 69.3 | 71.7 | 72.1 | 68.6 | 66.6 | 71.0 | 64.4 | 71.8 | 69.6 | 70.1 | 66.1 | 54.1 |
| 2. Probably won't | 18.7 | 25.2 | 12.7 | 19.5 | 11.8 | 17.6 | 18.1 | 18.8 | 19.9 | 18.8 | 18.5 | 17.9 | 17.6 | 19.4 | 20.5 | 21.8 |
| 3. Probably will | 6.8 | 9.8 | 4.0 | 5.0 | 11.2 | 5.5 | 4.9 | 7.5 | 9.0 | 6.2 | 9.0 | 5.5 | 7.4 | 7.2 | 8.0 | 16.4 |
| 4. Definitely will | 4.9 | 7.8 | 2.4 | 4.5 | 7.7 | 5.3 | 4.9 | 5.0 | 4.5 | 4.0 | 8.0 | 4.7 | 5.4 | 3.3 | 5.4 | 7.7 |
| <i>Item 490 Subject B09, L01</i> | <i>N</i> 12095 | 5440 | 6299 | 7963 | 1239 | 2183 | 3145 | 4142 | 2625 | 9595 | 2415 | 5609 | 2783 | 1278 | 2029 | 204 |

DESCRIPTIVE RESULTS: 2002

25

| QUESTIONNAIRE FORM 1-6 2002 | TOTAL | SEX | | RACE | | REGION | | | | COLLEGE PLANS? | | ILLICIT DRUG USE: LIFETIME | | | | |
|---|----------------|-------------|-------------|-------------|-------------|-------------|-------------|-------------|-------------|-------------------|-------------|----------------------------|------------------------|--------------|---------------|--------------------|
| | | M | F | White | Black | NE | NC | S | W | Yes | No | None | Mari- juana Only | Few Pills | More Pills | Any Her- oin |
| <i>N (Weighted No. of Cases):</i> | 13544 | 5992 | 6679 | 8396 | 1443 | 2641 | 3407 | 4534 | 2961 | 9908 | 2492 | 6120 | 3050 | 1383 | 2238 | 219 |
| <i>% of Weighted Total:</i> | 100.0 | 44.2 | 49.3 | 62.0 | 10.7 | 19.5 | 25.2 | 33.5 | 21.9 | 73.2 | 18.4 | 45.2 | 22.5 | 10.2 | 16.5 | 1.6 |
| C21C: Graduate from a two-year college program | | | | | | | | | | | | | | | | |
| 1. Definitely won't | 37.7 | 35.8 | 39.6 | 40.5 | 33.6 | 48.7 | 41.3 | 36.6 | 26.1 | 42.5 | 21.0 | 41.3 | 37.0 | 34.5 | 31.9 | 28.5 |
| 2. Probably won't | 20.5 | 22.5 | 19.0 | 21.1 | 19.2 | 18.0 | 22.8 | 20.9 | 19.5 | 20.9 | 19.9 | 20.4 | 19.4 | 22.1 | 20.6 | 29.6 |
| 3. Probably will | 22.8 | 25.1 | 20.7 | 20.0 | 28.3 | 19.2 | 19.2 | 23.6 | 29.1 | 19.2 | 35.9 | 20.8 | 25.0 | 23.7 | 24.9 | 23.5 |
| 4. Definitely will | 18.9 | 16.6 | 20.7 | 18.4 | 18.9 | 14.1 | 16.7 | 19.0 | 25.3 | 17.4 | 23.2 | 17.5 | 18.6 | 19.8 | 22.6 | 18.4 |
| <i>Item 500 Subject B09</i> | <i>N 12148</i> | <i>5482</i> | <i>6310</i> | <i>7968</i> | <i>1262</i> | <i>2196</i> | <i>3162</i> | <i>4136</i> | <i>2653</i> | <i>9551</i> | <i>2479</i> | <i>5625</i> | <i>2800</i> | <i>1280</i> | <i>2031</i> | <i>206</i> |
| C21D: Graduate from college (four-year program) | | | | | | | | | | | | | | | | |
| 1. Definitely won't | 9.8 | 11.7 | 7.9 | 9.9 | 9.6 | 11.4 | 10.8 | 8.2 | 9.6 | - | 48.6 | 7.8 | 9.5 | 8.8 | 13.9 | 22.7 |
| 2. Probably won't | 10.3 | 11.9 | 8.9 | 10.6 | 8.7 | 9.2 | 10.2 | 9.9 | 12.2 | - | 51.4 | 8.6 | 9.7 | 14.5 | 12.1 | 19.4 |
| 3. Probably will | 23.4 | 26.7 | 20.4 | 21.8 | 24.4 | 20.9 | 20.9 | 23.7 | 28.1 | 29.3 | - | 20.9 | 26.4 | 22.6 | 26.3 | 26.5 |
| 4. Definitely will | 56.5 | 49.7 | 62.8 | 57.8 | 57.3 | 58.4 | 58.1 | 58.2 | 50.1 | 70.7 | - | 62.7 | 54.4 | 54.2 | 47.7 | 31.4 |
| <i>Item 510 Subject B09</i> | <i>N 12400</i> | <i>5632</i> | <i>6400</i> | <i>8117</i> | <i>1312</i> | <i>2258</i> | <i>3224</i> | <i>4233</i> | <i>2685</i> | <i>9908</i> | <i>2492</i> | <i>5754</i> | <i>2839</i> | <i>1312</i> | <i>2074</i> | <i>205</i> |
| C21E: Attend graduate or professional school after college | | | | | | | | | | | | | | | | |
| 1. Definitely won't | 18.9 | 21.8 | 16.1 | 19.6 | 17.8 | 21.1 | 20.0 | 17.1 | 18.5 | 10.1 | 53.3 | 14.8 | 20.5 | 19.7 | 25.2 | 27.2 |
| 2. Probably won't | 27.2 | 30.6 | 24.3 | 29.6 | 23.0 | 22.8 | 30.0 | 27.3 | 27.4 | 26.0 | 32.3 | 25.3 | 28.0 | 29.6 | 30.3 | 32.8 |
| 3. Probably will | 32.9 | 31.7 | 34.3 | 32.8 | 32.0 | 36.3 | 31.2 | 31.7 | 33.8 | 39.1 | 9.0 | 36.0 | 32.6 | 31.2 | 27.2 | 21.9 |
| 4. Definitely will | 21.0 | 15.9 | 25.3 | 18.0 | 27.3 | 19.7 | 18.8 | 23.9 | 20.3 | 24.8 | 5.4 | 24.0 | 18.9 | 19.5 | 17.3 | 18.1 |
| <i>Item 520 Subject B09</i> | <i>N 12170</i> | <i>5498</i> | <i>6319</i> | <i>7997</i> | <i>1258</i> | <i>2203</i> | <i>3173</i> | <i>4145</i> | <i>2650</i> | <i>9622</i> | <i>2475</i> | <i>5640</i> | <i>2799</i> | <i>1296</i> | <i>2034</i> | <i>202</i> |
| C22: Suppose you could do just what you'd like and nothing stood in your way. How many of the following things would you WANT to do? (Mark ALL that apply) | | | | | | | | | | | | | | | | |
| A. Attend a technical or vocational school | 17.9 | 22.2 | 14.0 | 16.5 | 21.0 | 13.9 | 15.2 | 20.1 | 21.1 | 12.3 | 40.3 | 16.3 | 16.6 | 18.9 | 22.7 | 23.9 |
| B. Serve in the armed forces | 13.9 | 19.4 | 9.0 | 13.1 | 14.6 | 14.5 | 13.0 | 13.7 | 14.8 | 13.1 | 17.0 | 12.9 | 14.7 | 12.4 | 16.2 | 20.3 |
| C. Graduate from a two-year college program | 26.6 | 25.5 | 27.8 | 25.4 | 25.5 | 20.2 | 24.3 | 27.5 | 33.5 | 21.9 | 44.7 | 25.0 | 25.8 | 26.4 | 31.1 | 33.8 |
| D. Graduate from college (four-year program) | 78.9 | 75.9 | 82.5 | 79.9 | 78.5 | 77.9 | 78.7 | 80.3 | 77.8 | 91.4 | 32.6 | 81.5 | 79.8 | 79.8 | 74.1 | 63.2 |
| E. Attend graduate or professional school after college | 54.7 | 48.6 | 60.9 | 54.7 | 51.4 | 53.3 | 54.3 | 56.8 | 53.3 | 63.2 | 23.2 | 59.1 | 51.9 | 55.0 | 49.9 | 51.5 |
| F. None of the above | 4.8 | 6.6 | 2.9 | 4.8 | 4.1 | 5.7 | 5.5 | 3.7 | 4.9 | 2.2 | 14.4 | 4.0 | 4.7 | 5.3 | 5.3 | 10.1 |
| <i>Item 530-580 Subject B09, C03, L01</i> | <i>N 12454</i> | <i>5674</i> | <i>6410</i> | <i>8135</i> | <i>1321</i> | <i>2258</i> | <i>3234</i> | <i>4248</i> | <i>2714</i> | <i>9778</i> | <i>2456</i> | <i>5786</i> | <i>2849</i> | <i>1308</i> | <i>2095</i> | <i>203</i> |
| C23: On the average over the school year, how many hours per week do you work in a paid or unpaid job? | | | | | | | | | | | | | | | | |
| 1. None | 26.3 | 26.0 | 26.2 | 22.0 | 37.3 | 24.5 | 22.5 | 26.8 | 31.6 | 26.1 | 26.8 | 29.2 | 25.7 | 23.7 | 20.6 | 21.4 |
| 2. 5 or less hours | 9.1 | 9.1 | 9.1 | 9.7 | 6.1 | 8.7 | 9.4 | 8.2 | 10.5 | 9.7 | 6.7 | 10.7 | 7.3 | 7.9 | 7.6 | 7.5 |
| 3. 6 to 10 hours | 9.6 | 9.1 | 10.0 | 10.1 | 6.9 | 10.2 | 9.5 | 8.8 | 10.5 | 10.1 | 7.6 | 11.2 | 9.1 | 9.8 | 6.2 | 5.5 |
| 4. 11 to 15 hours | 11.2 | 10.9 | 11.8 | 12.3 | 10.5 | 13.1 | 12.6 | 10.2 | 9.6 | 12.1 | 8.4 | 11.6 | 11.2 | 12.1 | 10.1 | 11.1 |
| 5. 16 to 20 hours | 15.1 | 14.3 | 16.2 | 16.2 | 13.8 | 15.0 | 17.3 | 15.1 | 12.9 | 15.5 | 13.8 | 14.5 | 16.5 | 14.2 | 16.5 | 12.0 |
| 6. 21 to 25 hours | 12.2 | 12.8 | 11.5 | 13.1 | 9.5 | 12.4 | 13.1 | 12.2 | 10.8 | 11.8 | 13.3 | 10.0 | 12.4 | 16.0 | 15.7 | 10.9 |
| 7. 26 to 30 hours | 8.6 | 8.5 | 8.6 | 9.0 | 7.6 | 8.3 | 8.3 | 10.1 | 6.8 | 7.8 | 11.6 | 6.5 | 10.0 | 7.7 | 12.4 | 15.2 |
| 8. More than 30 hours | 7.9 | 9.4 | 6.5 | 7.6 | 8.2 | 7.9 | 7.4 | 8.7 | 7.3 | 6.8 | 11.9 | 6.4 | 7.7 | 8.5 | 11.0 | 16.5 |
| <i>Item 590 Subject B02, C01</i> | <i>N 12474</i> | <i>5690</i> | <i>6410</i> | <i>8169</i> | <i>1310</i> | <i>2273</i> | <i>3242</i> | <i>4256</i> | <i>2703</i> | <i>9784</i> | <i>2465</i> | <i>5778</i> | <i>2848</i> | <i>1323</i> | <i>2101</i> | <i>208</i> |
| C24: During an average week, how much money do you get from . . . | | | | | | | | | | | | | | | | |
| C24A: A job or other work | | | | | | | | | | | | | | | | |
| 1. None | 30.0 | 28.7 | 31.3 | 25.6 | 40.1 | 27.2 | 25.9 | 30.5 | 36.7 | 30.3 | 28.8 | 33.9 | 28.2 | 25.9 | 24.5 | 21.7 |
| 2. \$1-5 | 0.9 | 0.8 | 1.0 | 0.9 | 0.6 | 0.7 | 0.9 | 0.8 | 1.5 | 0.8 | 1.5 | 0.9 | 0.8 | 1.5 | 0.7 | 2.3 |
| 3. \$6-10 | 3.2 | 2.2 | 4.0 | 3.0 | 3.8 | 3.2 | 3.5 | 2.6 | 3.6 | 2.9 | 4.2 | 3.6 | 3.1 | 2.3 | 1.9 | 4.6 |
| 4. \$11-20 | 3.0 | 2.6 | 3.1 | 3.1 | 2.0 | 2.4 | 3.0 | 3.0 | 3.4 | 3.1 | 2.6 | 3.5 | 1.9 | 4.0 | 2.4 | 2.6 |
| 5. \$21-35 | 4.0 | 3.6 | 4.4 | 4.6 | 1.8 | 3.7 | 4.8 | 3.9 | 3.4 | 4.3 | 2.8 | 4.4 | 4.2 | 3.8 | 2.9 | 4.0 |
| 6. \$36-50 | 6.1 | 6.0 | 6.3 | 6.8 | 4.3 | 6.6 | 7.2 | 5.7 | 5.0 | 6.3 | 5.4 | 7.0 | 5.8 | 5.3 | 5.2 | 5.1 |
| 7. \$51-75 | 9.2 | 8.5 | 9.8 | 10.7 | 6.4 | 10.6 | 10.6 | 8.8 | 7.1 | 10.0 | 6.4 | 8.9 | 10.1 | 11.4 | 8.4 | 6.2 |
| 8. \$76-125 | 21.5 | 21.7 | 21.7 | 23.1 | 21.1 | 22.7 | 23.5 | 21.9 | 17.5 | 21.6 | 21.3 | 20.1 | 23.1 | 21.2 | 24.6 | 17.5 |
| 9. \$126+ | 22.0 | 25.8 | 18.3 | 22.0 | 20.0 | 23.0 | 20.5 | 22.9 | 21.9 | 20.7 | 26.9 | 17.8 | 22.8 | 24.6 | 29.2 | 36.0 |
| <i>Item 600 Subject C02</i> | <i>N 12259</i> | <i>5586</i> | <i>6314</i> | <i>8093</i> | <i>1277</i> | <i>2230</i> | <i>3207</i> | <i>4182</i> | <i>2640</i> | <i>9625</i> | <i>2421</i> | <i>5690</i> | <i>2796</i> | <i>1296</i> | <i>2077</i> | <i>198</i> |

MONITORING THE FUTURE

| QUESTIONNAIRE FORM 1-6 2002 | TOTAL | SEX | | RACE | | REGION | | | | COLLEGE PLANS? | | ILLICIT DRUG USE: LIFETIME | | | | |
|---|----------------|-------------|-------------|-------------|-------------|-------------|-------------|-------------|-------------|-------------------|-------------|----------------------------|------------------------|--------------|---------------|--------------------|
| | | M | F | White | Black | NE | NC | S | W | Yes | No | None | Mari- juana Only | Few Pills | More Pills | Any Her- oin |
| <i>N (Weighted No. of Cases):</i> | 13544 | 5992 | 6679 | 8396 | 1443 | 2641 | 3407 | 4534 | 2961 | 9908 | 2492 | 6120 | 3050 | 1383 | 2238 | 219 |
| <i>% of Weighted Total:</i> | 100.0 | 44.2 | 49.3 | 62.0 | 10.7 | 19.5 | 25.2 | 33.5 | 21.9 | 73.2 | 18.4 | 45.2 | 22.5 | 10.2 | 16.5 | 1.6 |
| C24B: Other sources (allowances, etc.) | | | | | | | | | | | | | | | | |
| 1. None | 36.7 | 35.8 | 37.6 | 38.7 | 26.2 | 42.3 | 38.8 | 33.9 | 34.1 | 35.4 | 41.9 | 40.2 | 34.5 | 34.3 | 32.0 | 36.4 |
| 2. \$1-5 | 6.4 | 5.8 | 7.0 | 6.6 | 6.3 | 7.4 | 6.6 | 5.7 | 6.3 | 6.3 | 6.5 | 7.6 | 6.0 | 4.8 | 4.4 | 6.2 |
| 3. \$6-10 | 10.4 | 10.0 | 10.9 | 11.2 | 7.9 | 10.0 | 12.0 | 9.3 | 10.6 | 10.7 | 9.2 | 11.0 | 9.7 | 10.6 | 10.1 | 5.8 |
| 4. \$11-20 | 19.1 | 19.2 | 19.0 | 19.5 | 17.9 | 16.1 | 18.8 | 19.4 | 21.4 | 20.3 | 14.5 | 18.2 | 18.7 | 21.9 | 20.1 | 20.0 |
| 5. \$21-35 | 11.7 | 11.9 | 11.5 | 11.2 | 13.4 | 10.8 | 11.1 | 12.9 | 11.2 | 12.1 | 10.1 | 9.8 | 12.8 | 14.0 | 14.0 | 9.2 |
| 6. \$36-50 | 6.4 | 6.5 | 6.1 | 5.6 | 10.6 | 5.9 | 5.8 | 7.4 | 6.0 | 6.5 | 6.5 | 5.7 | 6.9 | 5.0 | 8.6 | 4.0 |
| 7. \$51-75 | 3.5 | 3.8 | 3.2 | 3.0 | 5.8 | 3.2 | 2.7 | 4.0 | 3.7 | 3.3 | 3.7 | 3.0 | 3.9 | 3.4 | 4.1 | 5.8 |
| 8. \$76-125 | 2.5 | 3.0 | 2.0 | 1.9 | 5.6 | 1.5 | 1.9 | 3.6 | 2.6 | 2.5 | 2.9 | 2.2 | 3.2 | 3.2 | 2.3 | 1.4 |
| 9. \$126+ | 3.3 | 3.9 | 2.6 | 2.3 | 6.2 | 2.9 | 2.5 | 3.7 | 4.1 | 2.9 | 4.8 | 2.3 | 4.2 | 2.9 | 4.3 | 11.1 |
| <i>Item 610 Subject C02</i> | <i>N 12004</i> | <i>5483</i> | <i>6175</i> | <i>7900</i> | <i>1255</i> | <i>2167</i> | <i>3126</i> | <i>4111</i> | <i>2599</i> | <i>9431</i> | <i>2370</i> | <i>5578</i> | <i>2738</i> | <i>1274</i> | <i>2024</i> | <i>199</i> |
| C25: During a typical week, on how many evenings do you go out for fun and recreation? | | | | | | | | | | | | | | | | |
| 1. Less than one | 9.6 | 8.8 | 10.1 | 7.8 | 15.0 | 9.4 | 8.1 | 9.5 | 11.5 | 8.6 | 13.1 | 12.5 | 6.8 | 8.5 | 5.5 | 11.2 |
| 2. One | 12.9 | 10.7 | 14.9 | 11.9 | 15.8 | 12.1 | 11.6 | 13.5 | 13.9 | 13.2 | 11.7 | 16.7 | 10.0 | 10.6 | 8.2 | 10.5 |
| 3. Two | 27.3 | 26.3 | 28.0 | 25.8 | 31.6 | 23.8 | 26.1 | 28.1 | 30.5 | 27.5 | 26.2 | 30.7 | 27.4 | 22.2 | 21.5 | 19.7 |
| 4. Three | 25.1 | 25.3 | 25.2 | 25.6 | 20.9 | 26.8 | 24.5 | 24.6 | 25.0 | 26.2 | 21.1 | 22.2 | 29.8 | 27.7 | 25.4 | 19.2 |
| 5. Four or five | 16.7 | 18.1 | 15.6 | 19.3 | 10.3 | 17.4 | 20.3 | 16.3 | 12.6 | 16.9 | 16.3 | 12.8 | 17.9 | 19.8 | 24.5 | 15.2 |
| 6. Six or seven | 8.5 | 10.9 | 6.3 | 9.6 | 6.4 | 10.6 | 9.4 | 7.9 | 6.5 | 7.7 | 11.7 | 5.1 | 8.2 | 11.1 | 14.9 | 24.2 |
| <i>Item 620 Subject C07, M01</i> | <i>N 12444</i> | <i>5665</i> | <i>6405</i> | <i>8164</i> | <i>1305</i> | <i>2264</i> | <i>3226</i> | <i>4268</i> | <i>2686</i> | <i>9755</i> | <i>2460</i> | <i>5772</i> | <i>2837</i> | <i>1318</i> | <i>2097</i> | <i>207</i> |
| C26: On the average, how often do you go out with a date (or your spouse, if you are married)? | | | | | | | | | | | | | | | | |
| 1. Never | 23.2 | 23.4 | 22.8 | 21.1 | 29.8 | 26.7 | 21.9 | 20.4 | 26.4 | 22.6 | 25.7 | 29.8 | 18.5 | 17.7 | 15.1 | 15.5 |
| 2. Once a month or less | 19.0 | 19.6 | 18.8 | 18.6 | 18.2 | 17.8 | 18.4 | 19.3 | 20.4 | 19.5 | 17.3 | 20.2 | 17.0 | 21.2 | 17.5 | 15.1 |
| 3. 2 or 3 times a month | 15.5 | 15.7 | 15.2 | 15.8 | 18.1 | 13.6 | 15.8 | 16.0 | 15.7 | 15.6 | 14.9 | 13.0 | 18.7 | 16.0 | 17.7 | 16.9 |
| 4. Once a week | 14.6 | 14.8 | 14.5 | 15.4 | 14.5 | 13.0 | 14.0 | 16.8 | 13.2 | 14.9 | 13.2 | 14.1 | 15.5 | 14.7 | 15.2 | 15.5 |
| 5. 2 or 3 times a week | 17.0 | 16.6 | 17.2 | 17.9 | 13.0 | 16.6 | 18.1 | 17.6 | 15.1 | 16.8 | 17.4 | 14.8 | 19.0 | 18.0 | 19.1 | 21.4 |
| 6. Over 3 times a week | 10.6 | 9.8 | 11.4 | 11.2 | 6.4 | 12.3 | 11.7 | 9.9 | 9.2 | 10.5 | 11.5 | 8.1 | 11.2 | 12.4 | 15.4 | 15.6 |
| <i>Item 630 Subject C07, M01</i> | <i>N 12321</i> | <i>5613</i> | <i>6342</i> | <i>8109</i> | <i>1282</i> | <i>2219</i> | <i>3221</i> | <i>4217</i> | <i>2664</i> | <i>9625</i> | <i>2436</i> | <i>5722</i> | <i>2800</i> | <i>1308</i> | <i>2081</i> | <i>204</i> |
| C27: During an average week, how much do you usually drive a car, truck, or motorcycle? | | | | | | | | | | | | | | | | |
| 1. Not at all | 16.0 | 12.4 | 19.0 | 9.2 | 37.1 | 24.0 | 10.9 | 12.2 | 21.6 | 14.7 | 20.7 | 18.6 | 14.6 | 12.4 | 12.3 | 13.1 |
| 2. 1 to 10 miles | 7.2 | 6.7 | 7.7 | 4.9 | 14.4 | 8.8 | 5.2 | 6.5 | 9.5 | 6.9 | 8.1 | 7.9 | 7.4 | 6.2 | 5.6 | 5.7 |
| 3. 11 to 50 miles | 22.5 | 20.1 | 24.9 | 22.5 | 21.7 | 22.7 | 23.3 | 21.3 | 23.1 | 23.3 | 19.8 | 24.4 | 23.1 | 22.9 | 17.4 | 12.7 |
| 4. 51 to 100 miles | 23.0 | 23.6 | 22.6 | 26.2 | 13.9 | 19.5 | 26.9 | 24.0 | 19.8 | 24.0 | 19.8 | 22.4 | 22.9 | 24.6 | 23.6 | 25.7 |
| 5. 100 to 200 miles | 18.0 | 20.7 | 15.6 | 21.5 | 7.1 | 13.9 | 19.8 | 20.5 | 15.1 | 18.5 | 16.1 | 15.9 | 19.2 | 19.4 | 21.2 | 20.1 |
| 6. More than 200 miles | 13.3 | 16.6 | 10.2 | 15.7 | 5.9 | 11.1 | 13.8 | 15.4 | 10.9 | 12.7 | 15.5 | 10.7 | 12.8 | 14.5 | 19.8 | 22.8 |
| <i>Item 640 Subject F07</i> | <i>N 12422</i> | <i>5664</i> | <i>6390</i> | <i>8162</i> | <i>1294</i> | <i>2236</i> | <i>3240</i> | <i>4254</i> | <i>2692</i> | <i>9716</i> | <i>2449</i> | <i>5772</i> | <i>2823</i> | <i>1317</i> | <i>2096</i> | <i>204</i> |
| C28: Within the LAST 12 MONTHS how many times, if any, have you received a ticket (OR been stopped and warned) for moving violations, such as speeding, running a stop light, or improper passing? | | | | | | | | | | | | | | | | |
| 0. None—GO TO Q.C30 | 69.5 | 63.0 | 75.5 | 64.9 | 83.0 | 75.3 | 67.8 | 64.6 | 74.4 | 69.6 | 68.4 | 78.2 | 66.9 | 64.3 | 53.7 | 41.1 |
| 1. Once | 18.4 | 20.6 | 16.4 | 21.3 | 9.7 | 14.0 | 18.6 | 21.5 | 16.7 | 18.9 | 16.4 | 15.1 | 20.1 | 20.0 | 24.7 | 20.0 |
| 2. Twice | 7.0 | 8.7 | 5.2 | 8.0 | 4.4 | 5.9 | 8.0 | 7.9 | 5.2 | 6.8 | 8.2 | 4.3 | 7.9 | 8.8 | 11.3 | 17.2 |
| 3. Three times | 2.9 | 4.2 | 1.8 | 3.4 | 1.5 | 2.3 | 3.8 | 3.1 | 2.2 | 2.7 | 4.0 | 1.3 | 2.9 | 4.6 | 5.8 | 6.8 |
| 4. Four or more times | 2.3 | 3.5 | 1.1 | 2.5 | 1.5 | 2.5 | 1.9 | 2.9 | 1.6 | 2.1 | 3.0 | 1.1 | 2.1 | 2.4 | 4.6 | 14.8 |
| <i>Item 650 Subject F07, S02</i> | <i>N 12238</i> | <i>5551</i> | <i>6328</i> | <i>8071</i> | <i>1259</i> | <i>2177</i> | <i>3205</i> | <i>4208</i> | <i>2648</i> | <i>9595</i> | <i>2375</i> | <i>5747</i> | <i>2783</i> | <i>1297</i> | <i>2051</i> | <i>181</i> |
| C29: How many of these tickets or warnings occurred after you were . . . | | | | | | | | | | | | | | | | |
| C29A: Drinking alcoholic beverages? | | | | | | | | | | | | | | | | |
| 0. None | 92.2 | 89.6 | 95.8 | 91.7 | 98.0 | 91.5 | 90.7 | 93.1 | 93.1 | 93.3 | 88.2 | 98.6 | 94.0 | 91.7 | 84.0 | 76.6 |
| 1. One | 6.4 | 8.2 | 3.9 | 7.0 | 1.1 | 7.0 | 7.7 | 5.8 | 5.0 | 5.6 | 9.7 | 1.1 | 4.9 | 7.4 | 13.1 | 14.9 |
| 2. Two | 1.1 | 1.7 | 0.1 | 1.1 | - | 1.0 | 1.3 | 0.8 | 1.3 | 0.9 | 1.6 | 0.2 | 0.8 | 0.8 | 1.9 | 6.6 |
| 3. Three | 0.1 | 0.1 | - | 0.1 | - | 0.1 | 0.1 | 0.1 | - | 0.1 | * | - | * | - | 0.3 | - |
| 4. Four or more | 0.3 | 0.3 | 0.2 | 0.1 | 0.9 | 0.4 | 0.2 | 0.2 | 0.6 | 0.2 | 0.5 | - | 0.2 | 0.1 | 0.7 | 1.9 |
| <i>Item 660 Subject A07a, S02</i> | <i>N† 3709</i> | <i>2043</i> | <i>1535</i> | <i>2819</i> | <i>205</i> | <i>538</i> | <i>1027</i> | <i>1472</i> | <i>672</i> | <i>2896</i> | <i>738</i> | <i>1253</i> | <i>921</i> | <i>463</i> | <i>942</i> | <i>98</i> |

†=excludes respondents for whom question was inappropriate. *=less than .05 percent.

DESCRIPTIVE RESULTS: 2002

27

| QUESTIONNAIRE FORM 1-6 2002 | TOTAL | SEX | | RACE | | REGION | | | | COLLEGE PLANS? | | ILLICIT DRUG USE: LIFETIME | | | | |
|--|----------------|------|------|-------|-------|--------|------|------|------|-------------------|------|----------------------------|------------------------|--------------|---------------|--------------------|
| | | M | F | White | Black | NE | NC | S | W | Yes | No | None | Mari- juana Only | Few Pills | More Pills | Any Her- oin |
| <i>N (Weighted No. of Cases):</i> | 13544 | 5992 | 6679 | 8396 | 1443 | 2641 | 3407 | 4534 | 2961 | 9908 | 2492 | 6120 | 3050 | 1383 | 2238 | 219 |
| <i>% of Weighted Total:</i> | 100.0 | 44.2 | 49.3 | 62.0 | 10.7 | 19.5 | 25.2 | 33.5 | 21.9 | 73.2 | 18.4 | 45.2 | 22.5 | 10.2 | 16.5 | 1.6 |
| C29B: Smoking marijuana or hashish? | | | | | | | | | | | | | | | | |
| 0. None | 94.7 | 93.1 | 97.1 | 94.8 | 94.3 | 92.9 | 94.7 | 95.5 | 94.4 | 96.2 | 88.9 | 100.0 | 98.1 | 96.5 | 86.6 | 66.6 |
| 1. One | 3.4 | 4.3 | 2.2 | 3.7 | 2.1 | 4.8 | 3.0 | 3.0 | 4.1 | 2.7 | 6.2 | - | 1.0 | 2.9 | 8.8 | 19.8 |
| 2. Two | 1.1 | 1.5 | 0.4 | 0.9 | 2.7 | 1.2 | 1.2 | 0.9 | 1.2 | 0.7 | 2.4 | - | 0.9 | 0.6 | 2.7 | 3.6 |
| 3. Three | 0.4 | 0.5 | 0.2 | 0.4 | - | 0.5 | 0.7 | 0.4 | - | 0.1 | 1.5 | - | - | - | 1.0 | 5.6 |
| 4. Four or more | 0.4 | 0.5 | 0.2 | 0.2 | 0.9 | 0.6 | 0.4 | 0.3 | 0.3 | 0.2 | 0.9 | - | - | - | 1.0 | 4.5 |
| <i>Item 670 Subject A07a, S02</i> | <i>N†</i> 3689 | 2029 | 1531 | 2809 | 202 | 532 | 1019 | 1467 | 671 | 2885 | 730 | 1247 | 920 | 454 | 938 | 101 |
| C29C: Using other illegal drugs? | | | | | | | | | | | | | | | | |
| 0. None | 98.1 | 97.6 | 99.0 | 98.2 | 99.1 | 97.4 | 97.8 | 98.2 | 99.1 | 98.7 | 95.6 | 100.0 | 100.0 | 100.0 | 94.7 | 81.7 |
| 1. Once | 1.4 | 1.7 | 0.8 | 1.5 | - | 1.6 | 1.5 | 1.5 | 0.6 | 0.9 | 3.1 | - | - | * | 3.9 | 12.0 |
| 2. Two | 0.2 | 0.3 | 0.1 | 0.3 | - | 0.6 | 0.3 | 0.2 | - | 0.2 | 0.4 | - | - | - | 0.7 | 1.7 |
| 3. Three | 0.1 | 0.2 | - | 0.1 | - | 0.1 | 0.3 | 0.1 | - | 0.1 | 0.4 | - | - | - | 0.2 | 2.8 |
| 4. Four or more | 0.2 | 0.2 | 0.2 | * | 0.9 | 0.3 | 0.1 | 0.1 | 0.3 | 0.1 | 0.5 | - | - | - | 0.5 | 1.8 |
| <i>Item 680 Subject A07a, S02</i> | <i>N†</i> 3678 | 2018 | 1530 | 2801 | 200 | 529 | 1017 | 1463 | 668 | 2876 | 727 | 1247 | 916 | 454 | 933 | 98 |
| C30: We are interested in any accidents which occurred while you were driving a car, truck, or motorcycle. ("Accidents" means a collision involving property damage or personal injury—not bumps or scratches in parking lots.) | | | | | | | | | | | | | | | | |
| During the LAST 12 MONTHS, how many accidents have you had while you were driving (whether or not you were responsible)? | | | | | | | | | | | | | | | | |
| 0. None—GO TO Q.C32 | 75.5 | 75.5 | 75.9 | 72.7 | 85.5 | 75.8 | 74.0 | 73.8 | 80.0 | 75.3 | 75.7 | 80.9 | 74.6 | 71.7 | 66.2 | 57.3 |
| 1. One | 18.8 | 18.5 | 19.0 | 20.9 | 11.6 | 18.0 | 20.6 | 19.9 | 15.7 | 19.2 | 18.3 | 15.6 | 19.9 | 21.4 | 24.6 | 28.1 |
| 2. Two | 4.0 | 4.2 | 3.7 | 4.5 | 2.1 | 4.0 | 3.9 | 4.5 | 3.2 | 3.9 | 4.0 | 2.8 | 3.9 | 4.5 | 6.3 | 8.7 |
| 3. Three | 1.2 | 1.2 | 1.2 | 1.5 | 0.4 | 1.4 | 1.2 | 1.5 | 0.8 | 1.2 | 1.4 | 0.6 | 1.3 | 2.0 | 2.0 | 3.1 |
| 4. Four or more | 0.4 | 0.5 | 0.3 | 0.5 | 0.4 | 0.8 | 0.4 | 0.3 | 0.3 | 0.4 | 0.6 | 0.2 | 0.3 | 0.5 | 1.0 | 2.8 |
| <i>Item 690 Subject F07, S02</i> | <i>N</i> 12148 | 5521 | 6276 | 8028 | 1249 | 2164 | 3179 | 4181 | 2624 | 9531 | 2353 | 5682 | 2752 | 1291 | 2046 | 193 |
| C31: How many of these accidents occurred after you were . . . | | | | | | | | | | | | | | | | |
| C31A: Drinking alcoholic beverages? | | | | | | | | | | | | | | | | |
| 0. None | 95.9 | 93.5 | 98.1 | 96.1 | 96.7 | 95.5 | 96.6 | 95.0 | 96.8 | 96.9 | 91.7 | 99.3 | 97.0 | 98.2 | 90.7 | 74.2 |
| 1. One | 3.4 | 5.2 | 1.8 | 3.4 | 1.0 | 3.5 | 2.8 | 4.3 | 2.1 | 2.7 | 6.4 | 0.7 | 2.7 | 1.7 | 7.3 | 19.4 |
| 2. Two | 0.4 | 0.8 | * | 0.3 | 1.2 | 0.6 | 0.3 | 0.4 | 0.5 | 0.3 | 1.1 | - | 0.2 | - | 1.1 | 3.8 |
| 3. Three | 0.2 | 0.2 | - | 0.1 | 0.6 | 0.2 | 0.2 | - | 0.5 | 0.1 | 0.4 | - | - | - | 0.6 | - |
| 4. Four or more | 0.1 | 0.2 | 0.1 | 0.1 | 0.6 | 0.1 | 0.1 | 0.3 | - | 0.1 | 0.3 | - | * | 0.1 | 0.2 | 2.7 |
| <i>Item 700 Subject A07a, S02</i> | <i>N†</i> 2935 | 1332 | 1498 | 2175 | 174 | 515 | 812 | 1089 | 519 | 2337 | 555 | 1087 | 696 | 362 | 686 | 75 |
| C31B: Smoking marijuana or hashish? | | | | | | | | | | | | | | | | |
| 0. None | 96.5 | 94.6 | 98.7 | 97.1 | 95.1 | 96.3 | 97.4 | 96.3 | 95.9 | 97.9 | 91.1 | 100.0 | 99.0 | 96.2 | 90.4 | 81.8 |
| 1. One | 2.8 | 4.6 | 1.1 | 2.6 | 3.1 | 2.5 | 2.1 | 3.2 | 3.5 | 1.8 | 7.1 | - | 0.8 | 3.8 | 8.1 | 10.5 |
| 2. Two | 0.4 | 0.5 | 0.1 | 0.3 | 0.8 | 1.0 | 0.2 | 0.4 | 0.1 | 0.1 | 1.4 | - | 0.2 | - | 0.9 | 5.0 |
| 3. Three | 0.2 | 0.1 | 0.1 | 0.1 | 1.0 | 0.2 | 0.2 | 0.1 | 0.3 | 0.1 | 0.5 | - | - | - | 0.4 | 2.6 |
| 4. Four or more | * | 0.1 | - | - | - | 0.1 | - | - | 0.2 | 0.1 | - | - | - | - | 0.2 | - |
| <i>Item 710 Subject A07a, S02</i> | <i>N†</i> 2931 | 1331 | 1494 | 2172 | 178 | 514 | 811 | 1091 | 515 | 2338 | 551 | 1084 | 694 | 362 | 687 | 75 |
| C31C: Using other illegal drugs? | | | | | | | | | | | | | | | | |
| 0. None | 98.5 | 97.5 | 99.6 | 98.9 | 95.8 | 98.3 | 99.0 | 98.3 | 98.4 | 99.4 | 94.7 | 100.0 | 100.0 | 99.4 | 95.7 | 85.3 |
| 1. One | 1.1 | 1.9 | 0.3 | 0.9 | 3.0 | 0.9 | 0.3 | 1.6 | 1.6 | 0.4 | 4.1 | - | - | 0.6 | 3.6 | 5.4 |
| 2. Two | 0.2 | 0.3 | - | 0.1 | 0.1 | 0.6 | 0.3 | 0.1 | - | 0.1 | 0.6 | - | - | - | 0.4 | 3.7 |
| 3. Three | 0.1 | 0.2 | - | * | 0.5 | 0.2 | 0.3 | - | - | - | 0.4 | - | - | - | 0.2 | 2.9 |
| 4. Four or more | 0.1 | 0.1 | 0.1 | * | 0.6 | 0.1 | 0.1 | 0.1 | - | 0.1 | 0.2 | - | - | - | 0.1 | 2.7 |
| <i>Item 720 Subject A07a, S02</i> | <i>N†</i> 2920 | 1325 | 1491 | 2166 | 174 | 511 | 808 | 1087 | 515 | 2331 | 548 | 1083 | 690 | 360 | 685 | 73 |
| C32: (FORMS 1 AND 5 ONLY) If you have not entered military service, and do not expect to enter, GO TO PART D. | | | | | | | | | | | | | | | | |

*=less than .05 percent. †=excludes respondents for whom question was inappropriate.

MONITORING THE FUTURE

| QUESTIONNAIRE FORM 1-6 2002 | TOTAL | SEX | | RACE | | REGION | | | | COLLEGE PLANS? | | ILLICIT DRUG USE: LIFETIME | | | | | |
|---|-----------|-------|------|-------|-------|--------|------|------|------|-------------------|------|----------------------------|------------------------|--------------|---------------|--------------------|-----|
| | | M | F | White | Black | NE | NC | S | W | Yes | No | None | Mari- juana Only | Few Pills | More Pills | Any Her- oin | |
| <i>N (Weighted No. of Cases):</i> | 13544 | 5992 | 6679 | 8396 | 1443 | 2641 | 3407 | 4534 | 2961 | 9908 | 2492 | 6120 | 3050 | 1383 | 2238 | 219 | |
| <i>% of Weighted Total:</i> | 100.0 | 44.2 | 49.3 | 62.0 | 10.7 | 19.5 | 25.2 | 33.5 | 21.9 | 73.2 | 18.4 | 45.2 | 22.5 | 10.2 | 16.5 | 1.6 | |
| What is, or will be, your branch of service? | | | | | | | | | | | | | | | | | |
| 1. Army | 30.8 | 32.2 | 26.6 | 28.6 | 29.9 | 24.4 | 32.3 | 31.0 | 33.1 | 29.9 | 33.0 | 34.3 | 36.3 | 22.1 | 25.5 | 37.7 | |
| 2. Navy | 17.0 | 16.7 | 18.3 | 18.9 | 19.9 | 13.5 | 17.3 | 17.4 | 18.5 | 15.0 | 22.5 | 15.8 | 16.1 | 14.3 | 24.0 | 23.8 | |
| 3. Marine Corps | 15.2 | 15.4 | 15.2 | 16.5 | 10.9 | 13.9 | 10.4 | 16.0 | 19.1 | 14.3 | 17.5 | 9.7 | 16.4 | 23.3 | 15.5 | 24.0 | |
| 4. Air Force | 21.5 | 20.6 | 24.0 | 22.0 | 26.4 | 27.3 | 18.9 | 24.8 | 15.9 | 25.4 | 13.9 | 22.6 | 20.7 | 26.2 | 18.3 | 14.4 | |
| 5. Coast Guard | 2.7 | 2.7 | 2.7 | 2.2 | 5.4 | 3.3 | 4.4 | 1.1 | 2.9 | 3.5 | 1.0 | 2.9 | 2.9 | 2.8 | 2.6 | - | |
| 6. Uncertain | 12.8 | 12.3 | 13.1 | 11.8 | 7.6 | 17.6 | 16.8 | 9.7 | 10.5 | 11.9 | 12.0 | 14.7 | 7.6 | 11.4 | 14.1 | - | |
| <i>Item 730 Subject L01</i> | <i>N†</i> | 493 | 335 | 145 | 289 | 69 | 76 | 117 | 176 | 124 | 327 | 151 | 202 | 126 | 36 | 90 | 16 |
| C33: (FORMS 1 AND 5 ONLY) Do you expect to be an officer? | | | | | | | | | | | | | | | | | |
| 1. No | 17.8 | 18.2 | 14.3 | 13.7 | 19.5 | 16.5 | 16.0 | 14.8 | 24.4 | 13.9 | 24.7 | 18.2 | 14.5 | 17.3 | 12.2 | 13.3 | |
| 2. Uncertain | 38.0 | 34.6 | 46.0 | 38.2 | 36.6 | 42.3 | 39.3 | 39.5 | 32.0 | 33.2 | 48.5 | 30.7 | 40.7 | 49.2 | 45.7 | 61.5 | |
| 3. Yes | 44.2 | 47.2 | 39.7 | 48.0 | 43.8 | 41.1 | 44.6 | 45.8 | 43.5 | 52.9 | 26.8 | 51.0 | 44.8 | 33.5 | 42.1 | 25.2 | |
| <i>Item 740 Subject L01</i> | <i>N†</i> | 507 | 348 | 146 | 292 | 76 | 77 | 120 | 182 | 129 | 338 | 155 | 210 | 128 | 36 | 89 | 16 |
| C34: (FORMS 1 AND 5 ONLY) Do you expect to have a career in the Armed Forces? | | | | | | | | | | | | | | | | | |
| 1. No | 25.3 | 28.0 | 18.0 | 22.0 | 29.8 | 27.4 | 19.9 | 22.4 | 33.0 | 25.9 | 22.1 | 25.0 | 18.7 | 23.1 | 20.7 | 41.4 | |
| 2. Uncertain | 46.0 | 47.3 | 44.5 | 48.7 | 34.2 | 44.4 | 53.6 | 44.7 | 41.6 | 44.5 | 49.3 | 46.2 | 46.3 | 56.5 | 46.8 | 54.8 | |
| 3. Yes | 28.8 | 24.8 | 37.5 | 29.3 | 36.0 | 28.2 | 26.5 | 32.9 | 25.5 | 29.6 | 28.6 | 28.9 | 35.0 | 20.4 | 32.5 | 3.7 | |
| <i>Item 750 Subject L01</i> | <i>N†</i> | 510 | 350 | 146 | 293 | 76 | 77 | 121 | 182 | 131 | 338 | 155 | 212 | 128 | 36 | 89 | 16 |
| C32: (FORM 6 ONLY) When you drive a car, how often do you wear a seatbelt? | | | | | | | | | | | | | | | | | |
| 1. Never | 4.4 | 7.4 | 1.5 | 5.0 | 2.4 | 5.7 | 6.0 | 3.4 | 2.7 | 3.1 | 8.5 | 2.6 | 5.2 | 4.1 | 7.6 | 2.5 | |
| 2. Seldom | 6.7 | 8.5 | 5.2 | 6.9 | 8.4 | 5.1 | 9.9 | 6.7 | 4.2 | 5.6 | 11.6 | 3.8 | 7.1 | 11.0 | 12.2 | 5.1 | |
| 3. Sometimes | 7.3 | 8.0 | 6.5 | 7.3 | 8.3 | 5.1 | 9.5 | 7.0 | 6.8 | 6.3 | 10.5 | 5.1 | 7.9 | 12.2 | 9.1 | 9.2 | |
| 4. Often | 12.4 | 13.5 | 11.0 | 12.7 | 8.8 | 10.6 | 15.0 | 10.6 | 13.5 | 11.6 | 15.6 | 10.1 | 14.4 | 13.1 | 12.5 | 37.1 | |
| 5. Always | 64.4 | 58.5 | 70.1 | 65.1 | 58.8 | 64.6 | 56.4 | 69.7 | 65.6 | 68.7 | 48.0 | 72.2 | 61.3 | 55.7 | 55.5 | 42.3 | |
| 8. Does not apply | 4.8 | 4.0 | 5.7 | 3.1 | 13.3 | 8.9 | 3.1 | 2.5 | 7.1 | 4.7 | 5.8 | 6.1 | 4.2 | 3.9 | 3.1 | 3.9 | |
| <i>Item 22210 Subject F07, S02, T02</i> | <i>N</i> | 2082 | 924 | 1104 | 1364 | 230 | 389 | 545 | 704 | 444 | 1625 | 416 | 976 | 519 | 195 | 337 | 36 |
| C33: (FORM 6 ONLY) When you are riding in the front passenger seat of a car, how often do you wear a seatbelt? | | | | | | | | | | | | | | | | | |
| 1. Never | 4.2 | 6.6 | 1.7 | 4.4 | 2.9 | 5.1 | 5.2 | 3.6 | 3.0 | 2.4 | 10.4 | 2.8 | 4.6 | 3.1 | 6.8 | 1.6 | |
| 2. Seldom | 8.3 | 9.1 | 7.6 | 8.6 | 11.4 | 7.5 | 14.5 | 6.9 | 3.6 | 7.2 | 11.7 | 6.0 | 8.0 | 11.2 | 13.7 | 11.8 | |
| 3. Sometimes | 9.0 | 10.2 | 7.9 | 8.9 | 9.3 | 8.7 | 9.5 | 9.6 | 7.5 | 7.9 | 13.0 | 5.9 | 11.9 | 15.5 | 8.6 | 15.2 | |
| 4. Often | 18.4 | 17.5 | 19.1 | 18.7 | 17.1 | 19.0 | 21.1 | 16.4 | 18.1 | 18.9 | 16.7 | 16.3 | 18.0 | 24.6 | 20.4 | 30.8 | |
| 5. Always | 59.6 | 55.6 | 63.7 | 58.8 | 59.4 | 59.0 | 49.8 | 63.5 | 66.3 | 63.2 | 47.6 | 68.3 | 57.1 | 45.6 | 50.2 | 40.5 | |
| 8. Does not apply | 0.5 | 1.1 | - | 0.6 | - | 0.7 | - | 0.1 | 1.5 | 0.5 | 0.6 | 0.7 | 0.4 | - | 0.2 | - | |
| <i>Item 22220 Subject F07, S02, T02</i> | <i>N</i> | 2083 | 925 | 1105 | 1370 | 228 | 389 | 548 | 706 | 440 | 1630 | 413 | 977 | 519 | 192 | 340 | 36 |
| The following questions are about CIGARETTE SMOKING. | | | | | | | | | | | | | | | | | |
| B01: Have you ever smoked cigarettes? | | | | | | | | | | | | | | | | | |
| 1. Never—GO TO Q.B03 | 42.8 | 42.9 | 43.3 | 38.9 | 59.0 | 43.0 | 39.5 | 42.1 | 47.8 | 45.9 | 32.4 | 70.4 | 22.9 | 21.1 | 11.0 | 9.7 | |
| 2. Once or twice | 22.9 | 22.8 | 22.9 | 21.6 | 26.7 | 21.8 | 20.4 | 23.6 | 25.6 | 22.7 | 23.0 | 19.8 | 31.8 | 26.1 | 17.8 | 8.8 | |
| 3. Occasionally but not regularly | 13.8 | 14.2 | 13.5 | 14.8 | 7.6 | 14.0 | 13.8 | 14.6 | 12.4 | 14.2 | 11.7 | 5.8 | 21.6 | 21.3 | 21.0 | 13.2 | |
| 4. Regularly in the past | 6.7 | 6.3 | 7.1 | 7.5 | 3.0 | 5.7 | 7.1 | 6.8 | 7.1 | 6.1 | 9.3 | 2.1 | 9.3 | 10.5 | 13.5 | 12.7 | |
| 5. Regularly now | 13.8 | 13.8 | 13.3 | 17.2 | 3.6 | 15.5 | 19.2 | 13.0 | 7.1 | 11.0 | 23.6 | 2.0 | 14.4 | 21.0 | 36.6 | 55.6 | |
| <i>Item 760 Subject A01a</i> | <i>N</i> | 13173 | 5921 | 6597 | 8315 | 1399 | 2535 | 3353 | 4413 | 2872 | 9816 | 2430 | 6073 | 3022 | 1369 | 2212 | 211 |
| B02: How frequently have you smoked cigarettes during the past 30 days? | | | | | | | | | | | | | | | | | |
| 1. Not at all—incl. (1) in Q.B01 | 73.3 | 72.6 | 74.5 | 69.1 | 88.7 | 72.7 | 68.3 | 72.8 | 80.6 | 76.4 | 62.5 | 93.2 | 68.4 | 58.0 | 39.8 | 24.3 | |
| 2. Less than one cigarette per day | 9.8 | 10.2 | 9.4 | 10.3 | 5.6 | 8.9 | 9.1 | 10.6 | 9.9 | 9.8 | 9.9 | 4.0 | 12.9 | 16.2 | 16.8 | 16.0 | |
| 3. One to five cigarettes per day | 7.8 | 7.2 | 8.2 | 8.9 | 3.8 | 7.5 | 8.9 | 8.0 | 6.4 | 7.1 | 10.1 | 1.5 | 9.9 | 13.1 | 18.6 | 10.2 | |
| 4. About one-half pack per day | 5.3 | 5.5 | 5.0 | 6.9 | 1.0 | 6.1 | 8.1 | 4.9 | 2.1 | 4.3 | 8.7 | 0.8 | 5.8 | 8.5 | 13.7 | 19.6 | |
| 5. About one pack per day | 2.8 | 3.2 | 2.3 | 3.6 | 0.4 | 3.8 | 4.0 | 2.8 | 0.5 | 1.8 | 6.1 | 0.3 | 2.2 | 3.0 | 8.8 | 19.5 | |
| 6. About one and one-half packs per day | 0.7 | 0.9 | 0.5 | 0.9 | 0.3 | 0.7 | 1.1 | 0.6 | 0.4 | 0.4 | 1.8 | 0.2 | 0.5 | 1.0 | 1.8 | 4.9 | |
| 7. Two packs or more per day | 0.3 | 0.4 | 0.2 | 0.3 | 0.2 | 0.4 | 0.5 | 0.3 | 0.1 | 0.2 | 0.9 | 0.1 | 0.3 | 0.2 | 0.5 | 5.6 | |
| <i>Item 780 Subject A01c</i> | <i>N</i> | 13147 | 5906 | 6584 | 8296 | 1399 | 2531 | 3342 | 4413 | 2861 | 9798 | 2424 | 6071 | 3013 | 1363 | 2202 | 212 |

†=excludes respondents for whom question was inappropriate.

DESCRIPTIVE RESULTS: 2002

29

| QUESTIONNAIRE FORM 1-6 2002 | TOTAL | SEX | | RACE | | REGION | | | | COLLEGE PLANS? | | ILLICIT DRUG USE: LIFETIME | | | | |
|--|----------------|--------------|--------------|--------------|--------------|--------------|--------------|--------------|--------------|-------------------|--------------|----------------------------|------------------------|--------------|---------------|--------------------|
| | | M | F | White | Black | NE | NC | S | W | Yes | No | None | Mari- juana Only | Few Pills | More Pills | Any Her- oin |
| <i>N (Weighted No. of Cases):</i> <i>% of Weighted Total:</i> | 13544 100.0 | 5992 44.2 | 6679 49.3 | 8396 62.0 | 1443 10.7 | 2641 19.5 | 3407 25.2 | 4534 33.5 | 2961 21.9 | 9908 73.2 | 2492 18.4 | 6120 45.2 | 3050 22.5 | 1383 10.2 | 2238 16.5 | 219 1.6 |
| B03: Next we want to ask you about drinking alcoholic beverages, including beer, wine, wine coolers, and liquor. Have you ever had any beer, wine, wine coolers, or liquor to drink—more than just a few sips? | | | | | | | | | | | | | | | | |
| 1. No—GO TO Q.B07 | 21.9 | 22.3 | 21.8 | 19.9 | 31.4 | 18.7 | 21.7 | 22.7 | 24.0 | 22.7 | 18.4 | 41.8 | 5.5 | 5.8 | 1.9 | 3.8 |
| 2. Yes | 78.1 | 77.7 | 78.2 | 80.1 | 68.6 | 81.3 | 78.3 | 77.3 | 76.0 | 77.3 | 81.6 | 58.2 | 94.5 | 94.2 | 98.1 | 96.2 |
| <i>Item 790 Subject A01a</i> | <i>N 10777</i> | <i>4894</i> | <i>5440</i> | <i>6905</i> | <i>1130</i> | <i>2069</i> | <i>2752</i> | <i>3624</i> | <i>2332</i> | <i>8140</i> | <i>2019</i> | <i>5017</i> | <i>2465</i> | <i>1136</i> | <i>1867</i> | <i>166</i> |
| B04: On how many occasions have you had alcoholic beverages to drink—more than just a few sips . . . | | | | | | | | | | | | | | | | |
| B04A: . . . in your lifetime? | | | | | | | | | | | | | | | | |
| 1. 0 occasions—incl. (1) in Q.B03 | 21.6 | 22.1 | 21.5 | 19.9 | 30.7 | 18.3 | 21.0 | 22.7 | 23.6 | 22.3 | 19.0 | 41.1 | 5.0 | 5.8 | 2.1 | 3.8 |
| 2. 1-2 | 8.2 | 7.3 | 8.9 | 7.1 | 14.7 | 7.9 | 7.2 | 8.8 | 8.9 | 8.3 | 7.1 | 12.8 | 5.3 | 5.2 | 2.2 | 0.7 |
| 3. 3-5 | 10.7 | 10.1 | 11.3 | 9.7 | 15.3 | 9.8 | 9.0 | 11.8 | 11.7 | 11.0 | 9.9 | 13.7 | 10.0 | 10.0 | 4.3 | 2.8 |
| 4. 6-9 | 9.9 | 8.1 | 11.4 | 9.0 | 11.5 | 9.9 | 8.9 | 10.1 | 10.7 | 10.2 | 9.1 | 10.2 | 12.6 | 11.3 | 5.1 | 5.0 |
| 5. 10-19 | 13.0 | 11.3 | 14.7 | 13.1 | 13.1 | 13.8 | 11.9 | 13.0 | 13.5 | 13.1 | 13.3 | 9.9 | 19.5 | 15.9 | 11.2 | 10.2 |
| 6. 20-39 | 11.7 | 10.7 | 12.7 | 12.6 | 6.8 | 12.9 | 12.0 | 11.1 | 11.1 | 12.0 | 10.7 | 5.7 | 17.3 | 17.5 | 16.6 | 15.3 |
| 7. 40 or more | 24.9 | 30.4 | 19.5 | 28.6 | 7.8 | 27.4 | 30.0 | 22.4 | 20.4 | 23.2 | 30.9 | 6.6 | 30.2 | 34.3 | 58.5 | 62.2 |
| <i>Item 810 Subject A01a</i> | <i>N 12765</i> | <i>5739</i> | <i>6438</i> | <i>8164</i> | <i>1321</i> | <i>2457</i> | <i>3264</i> | <i>4270</i> | <i>2774</i> | <i>9606</i> | <i>2319</i> | <i>5944</i> | <i>2958</i> | <i>1333</i> | <i>2169</i> | <i>191</i> |
| B04B: . . . during the last 12 months? | | | | | | | | | | | | | | | | |
| 1. 0 occasions—incl.(1) in Q.B03 | 28.5 | 28.4 | 28.8 | 25.8 | 41.6 | 24.9 | 26.5 | 30.8 | 30.5 | 29.1 | 25.5 | 50.3 | 10.8 | 12.0 | 4.9 | 6.3 |
| 2. 1-2 | 16.6 | 14.0 | 18.8 | 14.9 | 23.5 | 15.9 | 15.6 | 17.2 | 17.8 | 16.6 | 16.7 | 20.1 | 16.8 | 16.2 | 8.2 | 6.1 |
| 3. 3-5 | 14.3 | 12.7 | 15.8 | 14.1 | 15.4 | 15.9 | 13.1 | 14.4 | 14.3 | 14.3 | 15.1 | 13.3 | 17.5 | 14.8 | 11.9 | 14.3 |
| 4. 6-9 | 10.3 | 9.5 | 11.0 | 10.2 | 8.5 | 11.3 | 9.1 | 9.9 | 11.3 | 10.2 | 10.3 | 6.5 | 15.6 | 13.3 | 11.7 | 5.7 |
| 5. 10-19 | 11.7 | 11.8 | 11.5 | 12.9 | 5.7 | 11.7 | 12.6 | 11.2 | 11.6 | 12.0 | 10.6 | 5.2 | 17.5 | 16.1 | 18.3 | 17.7 |
| 6. 20-39 | 8.1 | 8.6 | 7.8 | 9.5 | 2.9 | 9.9 | 9.6 | 7.2 | 6.1 | 8.2 | 8.5 | 2.5 | 12.3 | 13.2 | 14.5 | 13.3 |
| 7. 40 or more | 10.5 | 15.0 | 6.2 | 12.5 | 2.5 | 10.6 | 13.6 | 9.3 | 8.4 | 9.6 | 13.2 | 2.0 | 9.4 | 14.2 | 30.5 | 36.6 |
| <i>Item 820 Subject A01b</i> | <i>N 12713</i> | <i>5705</i> | <i>6421</i> | <i>8145</i> | <i>1306</i> | <i>2454</i> | <i>3246</i> | <i>4261</i> | <i>2752</i> | <i>9559</i> | <i>2312</i> | <i>5909</i> | <i>2944</i> | <i>1335</i> | <i>2164</i> | <i>190</i> |
| B04C: . . . during the last 30 days? | | | | | | | | | | | | | | | | |
| 1. 0 occasions—incl. (1) in Q.B03 | 51.4 | 47.8 | 54.9 | 47.3 | 69.3 | 49.1 | 47.9 | 53.2 | 55.0 | 52.6 | 47.0 | 74.9 | 37.4 | 33.3 | 21.0 | 17.2 |
| 2. 1-2 | 21.2 | 20.2 | 22.5 | 22.1 | 18.1 | 23.3 | 19.5 | 20.1 | 23.1 | 21.3 | 21.4 | 16.1 | 28.1 | 28.0 | 22.0 | 18.9 |
| 3. 3-5 | 11.3 | 12.3 | 10.3 | 12.4 | 6.0 | 12.0 | 12.6 | 11.0 | 9.5 | 11.3 | 11.2 | 4.7 | 16.4 | 17.6 | 17.5 | 20.3 |
| 4. 6-9 | 7.2 | 8.0 | 6.3 | 8.1 | 3.4 | 7.2 | 8.5 | 7.4 | 5.4 | 6.9 | 8.6 | 2.2 | 9.4 | 9.9 | 15.8 | 13.7 |
| 5. 10-19 | 5.3 | 6.5 | 4.2 | 6.3 | 1.7 | 5.6 | 6.9 | 4.8 | 4.0 | 4.8 | 7.0 | 1.3 | 5.4 | 7.0 | 14.4 | 14.5 |
| 6. 20-39 | 1.7 | 2.3 | 0.9 | 1.9 | 0.7 | 1.4 | 2.2 | 1.6 | 1.4 | 1.6 | 1.9 | 0.3 | 1.6 | 2.6 | 4.6 | 6.9 |
| 7. 40 or more | 1.8 | 3.0 | 0.7 | 1.9 | 0.8 | 1.4 | 2.4 | 1.7 | 1.6 | 1.5 | 2.9 | 0.6 | 1.7 | 1.6 | 4.7 | 8.6 |
| <i>Item 830 Subject A01c</i> | <i>N 12711</i> | <i>5708</i> | <i>6414</i> | <i>8143</i> | <i>1310</i> | <i>2454</i> | <i>3248</i> | <i>4258</i> | <i>2750</i> | <i>9557</i> | <i>2313</i> | <i>5903</i> | <i>2952</i> | <i>1329</i> | <i>2166</i> | <i>189</i> |
| (FORMS 1 AND 6 ONLY) On how many occasions (if any) have you been drunk or very high from drinking alcoholic beverages? | | | | | | | | | | | | | | | | |
| B04D: . . . in your lifetime? | | | | | | | | | | | | | | | | |
| 1. 0 occasions | 38.4 | 38.8 | 38.4 | 33.8 | 62.9 | 32.1 | 33.3 | 43.8 | 41.3 | 39.7 | 35.3 | 65.2 | 16.1 | 14.6 | 9.4 | 3.8 |
| 2. 1-2 | 15.7 | 14.1 | 17.0 | 13.2 | 17.9 | 16.5 | 14.3 | 13.6 | 19.9 | 15.7 | 15.9 | 16.0 | 18.8 | 18.7 | 8.6 | 5.1 |
| 3. 3-5 | 10.3 | 8.4 | 12.2 | 10.8 | 7.2 | 9.9 | 9.5 | 11.2 | 10.4 | 10.9 | 9.0 | 7.7 | 15.2 | 15.2 | 8.8 | 4.1 |
| 4. 6-9 | 7.7 | 7.0 | 7.9 | 8.7 | 3.6 | 6.8 | 7.9 | 8.6 | 6.6 | 7.7 | 7.2 | 4.5 | 11.2 | 10.7 | 9.1 | 9.8 |
| 5. 10-19 | 8.1 | 8.0 | 8.1 | 9.8 | 2.8 | 11.3 | 8.9 | 6.5 | 7.0 | 8.1 | 7.7 | 2.7 | 12.6 | 12.3 | 14.9 | 14.5 |
| 6. 20-39 | 7.4 | 7.4 | 7.8 | 9.1 | 2.6 | 9.0 | 8.5 | 6.6 | 6.2 | 7.4 | 8.2 | 1.9 | 11.4 | 12.5 | 14.4 | 11.6 |
| 7. 40 or more | 12.4 | 16.2 | 8.6 | 14.8 | 3.0 | 14.5 | 17.6 | 9.6 | 8.7 | 10.6 | 16.8 | 2.0 | 14.5 | 15.9 | 34.8 | 51.2 |
| <i>Item 25020 Subject A01a</i> | <i>N 4020</i> | <i>1731</i> | <i>2104</i> | <i>2597</i> | <i>423</i> | <i>726</i> | <i>1039</i> | <i>1358</i> | <i>897</i> | <i>3031</i> | <i>723</i> | <i>1923</i> | <i>976</i> | <i>377</i> | <i>620</i> | <i>63</i> |
| B04E: . . . during the last 12 months? | | | | | | | | | | | | | | | | |
| 1. 0 occasions | 49.6 | 48.3 | 51.0 | 43.4 | 74.4 | 40.5 | 44.2 | 54.4 | 56.0 | 50.5 | 48.7 | 75.4 | 31.0 | 27.4 | 16.7 | 13.6 |
| 2. 1-2 | 16.7 | 14.6 | 18.5 | 16.4 | 14.0 | 19.8 | 16.6 | 14.9 | 16.9 | 16.8 | 16.5 | 13.3 | 21.0 | 25.2 | 15.9 | 10.6 |
| 3. 3-5 | 10.2 | 9.2 | 10.7 | 11.4 | 4.9 | 10.4 | 10.1 | 11.7 | 8.0 | 10.2 | 9.1 | 5.7 | 15.6 | 12.9 | 13.2 | 12.5 |
| 4. 6-9 | 7.2 | 7.5 | 7.0 | 8.9 | 1.7 | 10.0 | 6.7 | 6.1 | 7.0 | 7.2 | 7.3 | 2.6 | 10.3 | 9.9 | 14.2 | 12.9 |
| 5. 10-19 | 6.3 | 6.4 | 6.3 | 7.4 | 1.7 | 8.2 | 8.0 | 4.5 | 5.5 | 6.3 | 6.0 | 1.4 | 11.3 | 10.2 | 11.1 | 7.9 |
| 6. 20-39 | 4.3 | 5.2 | 3.6 | 5.4 | 1.3 | 5.3 | 5.0 | 3.9 | 3.4 | 4.4 | 3.5 | 0.5 | 6.0 | 9.4 | 9.5 | 15.0 |
| 7. 40 or more | 5.7 | 8.7 | 2.9 | 7.1 | 2.0 | 5.7 | 9.4 | 4.6 | 3.2 | 4.6 | 8.8 | 1.1 | 4.8 | 5.0 | 19.5 | 27.4 |
| <i>Item 25030 Subject A01b</i> | <i>N 3998</i> | <i>1718</i> | <i>2096</i> | <i>2580</i> | <i>423</i> | <i>724</i> | <i>1027</i> | <i>1354</i> | <i>893</i> | <i>3017</i> | <i>719</i> | <i>1914</i> | <i>967</i> | <i>377</i> | <i>616</i> | <i>63</i> |

MONITORING THE FUTURE

| QUESTIONNAIRE FORM 1-6 2002 | TOTAL | SEX | | RACE | | REGION | | | | COLLEGE PLANS? | | ILLICIT DRUG USE: LIFETIME | | | | |
|---|----------------|------|------|-------|-------|--------|------|------|------|-------------------|------|----------------------------|------------------------|--------------|---------------|--------------------|
| | | M | F | White | Black | NE | NC | S | W | Yes | No | None | Mari- juana Only | Few Pills | More Pills | Any Her- oin |
| <i>N (Weighted No. of Cases):</i> | 13544 | 5992 | 6679 | 8396 | 1443 | 2641 | 3407 | 4534 | 2961 | 9908 | 2492 | 6120 | 3050 | 1383 | 2238 | 219 |
| <i>% of Weighted Total:</i> | 100.0 | 44.2 | 49.3 | 62.0 | 10.7 | 19.5 | 25.2 | 33.5 | 21.9 | 73.2 | 18.4 | 45.2 | 22.5 | 10.2 | 16.5 | 1.6 |
| B04F: . . . during the last 30 days? | | | | | | | | | | | | | | | | |
| 1. 0 occasions | 69.7 | 65.7 | 73.1 | 65.0 | 87.4 | 66.4 | 65.0 | 71.6 | 75.0 | 70.8 | 68.3 | 89.1 | 59.0 | 55.9 | 39.3 | 31.0 |
| 2. 1-2 | 15.6 | 16.3 | 15.0 | 17.0 | 6.3 | 16.2 | 13.0 | 16.5 | 16.7 | 15.5 | 13.9 | 7.5 | 22.6 | 23.8 | 23.8 | 19.3 |
| 3. 3-5 | 6.1 | 6.5 | 5.8 | 7.6 | 2.9 | 7.5 | 8.4 | 5.1 | 3.7 | 6.3 | 5.6 | 1.7 | 9.1 | 7.7 | 13.6 | 10.4 |
| 4. 6-9 | 4.2 | 5.1 | 3.4 | 5.2 | 0.8 | 6.1 | 6.3 | 2.9 | 2.2 | 3.7 | 5.3 | 0.9 | 4.3 | 6.7 | 10.8 | 15.4 |
| 5. 10-19 | 3.3 | 4.7 | 2.0 | 3.9 | 1.2 | 2.0 | 5.4 | 3.1 | 2.0 | 3.0 | 3.5 | 0.3 | 3.8 | 5.7 | 9.1 | 15.7 |
| 6. 20-39 | 0.6 | 0.9 | 0.5 | 0.8 | 0.7 | 1.1 | 1.2 | 0.4 | * | 0.5 | 1.3 | 0.1 | 0.8 | 0.2 | 2.1 | 1.6 |
| 7. 40 or more | 0.6 | 0.9 | 0.3 | 0.6 | 0.7 | 0.8 | 0.8 | 0.5 | 0.4 | 0.2 | 2.2 | 0.4 | 0.3 | - | 1.3 | 6.7 |
| <i>Item 25040 Subject A01c</i> | <i>N</i> 3994 | 1717 | 2090 | 2574 | 423 | 725 | 1024 | 1351 | 893 | 3010 | 719 | 1913 | 966 | 377 | 613 | 63 |
| B05: (FORMS 2-6 ONLY) On the occasions that you drink alcoholic beverages, how often do you drink enough to feel pretty high? | | | | | | | | | | | | | | | | |
| 1. On none of the occasions | 24.4 | 20.7 | 27.6 | 19.3 | 48.4 | 23.2 | 20.5 | 27.6 | 24.9 | 24.8 | 21.0 | 46.6 | 16.1 | 15.0 | 6.6 | 7.3 |
| 2. On few of the occasions | 26.2 | 23.0 | 28.9 | 23.8 | 27.0 | 22.5 | 25.4 | 27.0 | 29.2 | 26.1 | 26.3 | 29.7 | 28.4 | 27.4 | 17.3 | 17.5 |
| 3. On about half of the occasions | 14.4 | 14.5 | 14.7 | 15.7 | 6.5 | 14.1 | 15.7 | 13.8 | 14.2 | 14.6 | 14.2 | 8.3 | 18.0 | 17.7 | 17.0 | 22.6 |
| 4. On most of the occasions | 20.7 | 22.9 | 18.9 | 24.3 | 9.6 | 23.1 | 22.5 | 18.7 | 19.4 | 21.0 | 20.6 | 9.8 | 23.9 | 24.4 | 31.9 | 22.1 |
| 5. On nearly all of the occasions | 14.3 | 18.9 | 9.9 | 16.8 | 8.5 | 16.9 | 15.9 | 12.9 | 12.2 | 13.6 | 18.0 | 5.7 | 13.5 | 15.5 | 27.1 | 30.5 |
| <i>Item 840 Subject A01e</i> | <i>N†</i> 8409 | 3821 | 4253 | 5532 | 780 | 1684 | 2150 | 2797 | 1777 | 6312 | 1649 | 2927 | 2335 | 1078 | 1840 | 160 |
| B06: Think back over the LAST TWO WEEKS. How many times have you had five or more drinks in a row? (A "drink" is a bottle of beer, a glass of wine, a wine cooler, a shot glass of liquor, or a mixed drink.) | | | | | | | | | | | | | | | | |
| (NOTE: In four forms wine coolers were included in the question text.) | | | | | | | | | | | | | | | | |
| 1. None—incl. (1) in Q.B03 | 71.4 | 65.8 | 77.0 | 67.1 | 89.6 | 69.3 | 66.6 | 73.2 | 76.1 | 72.8 | 66.0 | 90.0 | 64.0 | 58.7 | 41.1 | 34.6 |
| 2. Once | 10.1 | 10.7 | 9.7 | 11.5 | 4.0 | 11.5 | 9.9 | 9.6 | 9.9 | 10.1 | 11.1 | 5.3 | 13.7 | 14.9 | 15.3 | 15.0 |
| 3. Twice | 6.9 | 7.9 | 5.9 | 8.0 | 2.9 | 7.2 | 7.8 | 7.2 | 5.2 | 6.9 | 7.3 | 2.2 | 10.0 | 11.4 | 12.4 | 13.1 |
| 4. Three to five times | 7.8 | 10.0 | 5.7 | 9.4 | 2.1 | 8.3 | 10.4 | 6.7 | 6.2 | 7.2 | 9.5 | 1.7 | 8.8 | 10.5 | 21.0 | 17.1 |
| 5. Six to nine times | 2.2 | 3.3 | 1.1 | 2.5 | 0.6 | 2.6 | 2.7 | 2.1 | 1.5 | 1.9 | 3.1 | 0.4 | 2.3 | 2.2 | 6.3 | 11.5 |
| 6. Ten or more times | 1.5 | 2.4 | 0.7 | 1.6 | 0.8 | 1.1 | 2.6 | 1.2 | 1.1 | 1.1 | 3.0 | 0.4 | 1.2 | 2.3 | 3.9 | 8.6 |
| <i>Item 850 Subject A01d</i> | <i>N</i> 12597 | 5677 | 6375 | 8084 | 1311 | 2427 | 3222 | 4224 | 2724 | 9511 | 2277 | 5915 | 2916 | 1301 | 2136 | 186 |
| The next major section of this questionnaire deals with various other drugs. There is a lot of talk these days about this subject, but very little accurate information. Therefore, we still have a lot to learn about the actual experiences and attitudes of people your age. | | | | | | | | | | | | | | | | |
| We hope that you can answer all questions; but if you find one which you feel you cannot answer honestly, we would prefer that you leave it blank. | | | | | | | | | | | | | | | | |
| Remember that your answers will be kept strictly confidential; they are never connected with your name or your class. | | | | | | | | | | | | | | | | |
| B07: On how many occasions (if any) have you used marijuana (weed, pot) or hashish (hash, hash oil) . . . | | | | | | | | | | | | | | | | |
| B07A: . . . in your lifetime? | | | | | | | | | | | | | | | | |
| 1. 0 occasions | 52.2 | 49.3 | 55.3 | 50.6 | 58.9 | 47.6 | 51.8 | 55.4 | 51.7 | 54.4 | 44.5 | 100.0 | - | 26.0 | 11.9 | 6.5 |
| 2. 1-2 | 9.8 | 9.4 | 10.0 | 9.0 | 12.9 | 10.1 | 9.2 | 9.7 | 10.2 | 9.5 | 10.8 | - | 31.3 | 12.2 | 6.0 | 5.8 |
| 3. 3-5 | 6.5 | 6.0 | 7.3 | 6.6 | 6.0 | 6.2 | 6.3 | 6.6 | 7.0 | 6.6 | 6.8 | - | 19.2 | 10.6 | 4.8 | 4.8 |
| 4. 6-9 | 4.9 | 4.4 | 5.5 | 4.9 | 5.2 | 5.2 | 4.5 | 4.7 | 5.5 | 5.1 | 4.4 | - | 12.4 | 7.9 | 6.6 | 3.9 |
| 5. 10-19 | 6.3 | 5.9 | 6.7 | 7.1 | 4.1 | 6.5 | 6.7 | 5.5 | 6.9 | 6.4 | 6.1 | - | 13.4 | 13.6 | 9.3 | 7.8 |
| 6. 20-39 | 4.5 | 4.6 | 4.3 | 4.6 | 4.0 | 5.6 | 4.6 | 4.1 | 4.2 | 4.5 | 4.4 | - | 9.3 | 7.8 | 8.2 | 5.1 |
| 7. 40 or more | 15.7 | 20.4 | 11.0 | 17.2 | 9.0 | 18.7 | 16.9 | 14.0 | 14.4 | 13.5 | 23.1 | - | 14.3 | 21.9 | 53.2 | 66.1 |
| <i>Item 860 Subject A01a</i> | <i>N</i> 12926 | 5818 | 6551 | 8249 | 1361 | 2478 | 3292 | 4353 | 2803 | 9718 | 2384 | 6120 | 3043 | 1349 | 2188 | 197 |

†=excludes respondents for whom question was inappropriate. *=less than .05 percent.

DESCRIPTIVE RESULTS: 2002

31

| QUESTIONNAIRE FORM 1-6 2002 | TOTAL | SEX | | RACE | | REGION | | | | COLLEGE PLANS? | | ILLICIT DRUG USE: LIFETIME | | | | |
|---|----------------|-------------|-------------|-------------|-------------|-------------|-------------|-------------|-------------|-------------------|-------------|----------------------------|------------------------|--------------|---------------|--------------------|
| | | M | F | White | Black | NE | NC | S | W | Yes | No | None | Mari- juana Only | Few Pills | More Pills | Any Her- oin |
| <i>N (Weighted No. of Cases):</i> | 13544 | 5992 | 6679 | 8396 | 1443 | 2641 | 3407 | 4534 | 2961 | 9908 | 2492 | 6120 | 3050 | 1383 | 2238 | 219 |
| <i>% of Weighted Total:</i> | 100.0 | 44.2 | 49.3 | 62.0 | 10.7 | 19.5 | 25.2 | 33.5 | 21.9 | 73.2 | 18.4 | 45.2 | 22.5 | 10.2 | 16.5 | 1.6 |
| B07B: . . . during the last 12 months? | | | | | | | | | | | | | | | | |
| 1. 0 occasions | 63.8 | 60.1 | 67.6 | 61.8 | 73.2 | 58.1 | 62.5 | 67.4 | 64.8 | 65.3 | 59.1 | 100.0 | 32.1 | 42.3 | 24.1 | 17.1 |
| 2. 1-2 | 10.0 | 10.1 | 9.9 | 10.1 | 7.7 | 11.4 | 9.8 | 8.7 | 10.8 | 9.8 | 10.6 | - | 27.2 | 16.6 | 10.0 | 8.2 |
| 3. 3-5 | 5.8 | 5.5 | 6.1 | 6.1 | 5.4 | 6.4 | 6.3 | 5.4 | 5.1 | 5.9 | 5.1 | - | 13.5 | 10.5 | 8.0 | 5.9 |
| 4. 6-9 | 4.3 | 3.9 | 4.4 | 4.4 | 4.1 | 4.5 | 4.0 | 4.3 | 4.2 | 4.4 | 3.9 | - | 9.5 | 6.8 | 6.8 | 7.9 |
| 5. 10-19 | 4.1 | 4.3 | 3.9 | 4.4 | 2.4 | 4.5 | 4.4 | 3.4 | 4.5 | 4.2 | 3.9 | - | 7.4 | 7.4 | 8.6 | 9.9 |
| 6. 20-39 | 2.9 | 3.0 | 2.9 | 3.0 | 2.1 | 3.5 | 3.5 | 2.6 | 2.2 | 2.8 | 3.3 | - | 4.1 | 5.1 | 7.7 | 8.0 |
| 7. 40 or more | 9.2 | 13.1 | 5.2 | 10.2 | 5.1 | 11.5 | 9.6 | 8.2 | 8.3 | 7.7 | 14.2 | - | 6.2 | 11.3 | 34.7 | 43.0 |
| <i>Item 870 Subject A01b</i> | <i>N 12897</i> | <i>5800</i> | <i>6542</i> | <i>8238</i> | <i>1350</i> | <i>2474</i> | <i>3284</i> | <i>4343</i> | <i>2796</i> | <i>9704</i> | <i>2374</i> | <i>6120</i> | <i>3013</i> | <i>1348</i> | <i>2188</i> | <i>197</i> |
| B07C: . . . during the last 30 days? | | | | | | | | | | | | | | | | |
| 1. 0 occasions | 78.5 | 74.7 | 82.6 | 77.3 | 83.6 | 74.4 | 77.6 | 80.0 | 80.7 | 80.4 | 73.0 | 100.0 | 67.5 | 67.5 | 44.5 | 35.0 |
| 2. 1-2 | 7.4 | 7.6 | 7.2 | 7.7 | 6.4 | 8.6 | 7.5 | 7.1 | 6.9 | 7.2 | 7.7 | - | 17.5 | 11.7 | 11.0 | 11.6 |
| 3. 3-5 | 3.5 | 3.6 | 3.5 | 3.7 | 2.6 | 3.9 | 3.5 | 3.1 | 3.7 | 3.7 | 2.6 | - | 5.9 | 6.0 | 8.3 | 4.6 |
| 4. 6-9 | 2.2 | 2.3 | 1.8 | 2.2 | 1.6 | 2.9 | 2.6 | 1.9 | 1.5 | 2.0 | 2.5 | - | 2.9 | 4.8 | 5.1 | 8.2 |
| 5. 10-19 | 2.5 | 3.1 | 1.9 | 2.7 | 1.8 | 2.8 | 2.6 | 2.4 | 2.0 | 2.1 | 3.8 | - | 2.6 | 3.9 | 7.9 | 7.3 |
| 6. 20-39 | 2.6 | 3.1 | 1.9 | 2.8 | 1.6 | 2.9 | 2.6 | 2.7 | 2.0 | 2.2 | 3.8 | - | 1.8 | 2.6 | 9.9 | 12.7 |
| 7. 40 or more | 3.4 | 5.6 | 1.1 | 3.7 | 2.4 | 4.5 | 3.6 | 2.9 | 3.1 | 2.4 | 6.5 | - | 1.9 | 3.5 | 13.3 | 20.7 |
| <i>Item 880 Subject A01c</i> | <i>N 12887</i> | <i>5798</i> | <i>6538</i> | <i>8239</i> | <i>1348</i> | <i>2472</i> | <i>3284</i> | <i>4337</i> | <i>2794</i> | <i>9702</i> | <i>2372</i> | <i>6120</i> | <i>3010</i> | <i>1346</i> | <i>2186</i> | <i>194</i> |
| B08: On how many occasions, if any, have you used LSD ("acid") . . . | | | | | | | | | | | | | | | | |
| B08A: . . . in your lifetime? | | | | | | | | | | | | | | | | |
| 1. 0 occasions | 91.6 | 90.1 | 93.2 | 90.2 | 98.5 | 90.1 | 91.0 | 91.3 | 93.8 | 93.1 | 86.3 | 100.0 | 100.0 | 87.4 | 64.4 | 32.5 |
| 2. 1-2 | 4.2 | 4.6 | 3.8 | 4.7 | 0.9 | 4.2 | 4.1 | 4.4 | 4.0 | 3.5 | 6.8 | - | - | 12.6 | 15.1 | 20.1 |
| 3. 3-5 | 1.6 | 1.8 | 1.4 | 2.0 | 0.2 | 1.5 | 1.7 | 1.8 | 1.1 | 1.3 | 2.9 | - | - | - | 7.9 | 15.2 |
| 4. 6-9 | 1.0 | 1.2 | 0.7 | 1.0 | * | 1.7 | 1.0 | 0.9 | 0.4 | 0.7 | 1.7 | - | - | - | 4.8 | 9.3 |
| 5. 10-19 | 0.8 | 1.0 | 0.5 | 1.0 | 0.1 | 1.2 | 1.1 | 0.8 | 0.2 | 0.7 | 1.0 | - | - | - | 4.1 | 8.4 |
| 6. 20-39 | 0.5 | 0.7 | 0.2 | 0.6 | - | 0.7 | 0.5 | 0.5 | 0.3 | 0.4 | 0.6 | - | - | - | 2.3 | 5.5 |
| 7. 40 or more | 0.4 | 0.6 | 0.2 | 0.4 | 0.3 | 0.6 | 0.6 | 0.4 | 0.2 | 0.3 | 0.8 | - | - | - | 1.6 | 9.1 |
| <i>Item 890 Subject A01a</i> | <i>N 13021</i> | <i>5884</i> | <i>6588</i> | <i>8287</i> | <i>1401</i> | <i>2498</i> | <i>3300</i> | <i>4387</i> | <i>2837</i> | <i>9777</i> | <i>2428</i> | <i>6095</i> | <i>3025</i> | <i>1362</i> | <i>2209</i> | <i>209</i> |
| B08B: . . . during the last 12 months? | | | | | | | | | | | | | | | | |
| 1. 0 occasions | 96.5 | 95.6 | 97.7 | 95.9 | 99.3 | 94.7 | 96.3 | 96.9 | 97.9 | 97.3 | 94.3 | 100.0 | 100.0 | 97.1 | 84.8 | 63.0 |
| 2. 1-2 | 2.3 | 2.7 | 1.8 | 2.8 | 0.3 | 3.5 | 2.4 | 2.0 | 1.6 | 1.9 | 3.5 | - | - | 2.9 | 10.2 | 17.0 |
| 3. 3-5 | 0.6 | 0.8 | 0.3 | 0.7 | 0.3 | 0.8 | 0.7 | 0.7 | 0.1 | 0.4 | 1.1 | - | - | - | 2.6 | 8.6 |
| 4. 6-9 | 0.3 | 0.4 | 0.1 | 0.3 | - | 0.6 | 0.3 | 0.2 | * | 0.2 | 0.6 | - | - | - | 1.2 | 3.7 |
| 5. 10-19 | 0.2 | 0.3 | 0.1 | 0.3 | - | 0.2 | 0.2 | 0.1 | 0.3 | 0.2 | 0.2 | - | - | - | 0.9 | 3.4 |
| 6. 20-39 | * | 0.1 | * | 0.1 | - | 0.1 | * | * | 0.1 | * | 0.1 | - | - | - | 0.2 | 1.2 |
| 7. 40 or more | 0.1 | 0.1 | * | 0.1 | 0.1 | 0.2 | 0.1 | * | * | * | 0.1 | - | - | - | 0.1 | 3.2 |
| <i>Item 900 Subject A01b</i> | <i>N 13006</i> | <i>5876</i> | <i>6587</i> | <i>8285</i> | <i>1402</i> | <i>2494</i> | <i>3299</i> | <i>4381</i> | <i>2832</i> | <i>9775</i> | <i>2424</i> | <i>6096</i> | <i>3025</i> | <i>1361</i> | <i>2201</i> | <i>202</i> |
| B08C: . . . during the last 30 days? | | | | | | | | | | | | | | | | |
| 1. 0 occasions | 99.3 | 99.0 | 99.6 | 99.3 | 99.6 | 98.9 | 99.2 | 99.4 | 99.6 | 99.5 | 98.6 | 100.0 | 100.0 | 99.4 | 98.2 | 78.5 |
| 2. 1-2 | 0.5 | 0.6 | 0.3 | 0.5 | 0.2 | 0.7 | 0.6 | 0.4 | 0.2 | 0.4 | 0.8 | - | - | 0.6 | 1.3 | 12.9 |
| 3. 3-5 | 0.1 | 0.2 | * | 0.1 | 0.1 | 0.3 | * | * | * | * | 0.2 | - | - | - | 0.3 | 2.4 |
| 4. 6-9 | 0.1 | 0.1 | - | 0.1 | - | - | - | 0.1 | 0.1 | * | 0.1 | - | - | - | 0.1 | 2.5 |
| 5. 10-19 | * | * | * | * | - | - | * | - | * | * | * | - | - | - | - | 0.9 |
| 6. 20-39 | * | * | * | * | 0.1 | * | * | * | - | * | 0.1 | - | - | - | 0.1 | 0.8 |
| 7. 40 or more | * | 0.1 | - | * | - | 0.1 | 0.1 | - | * | * | 0.1 | - | - | - | 0.1 | 1.9 |
| <i>Item 910 Subject A01c</i> | <i>N 13006</i> | <i>5876</i> | <i>6587</i> | <i>8284</i> | <i>1402</i> | <i>2493</i> | <i>3299</i> | <i>4382</i> | <i>2832</i> | <i>9773</i> | <i>2424</i> | <i>6096</i> | <i>3025</i> | <i>1361</i> | <i>2199</i> | <i>203</i> |
| In 2001 the question text was changed in half of the questionnaire forms. "Other psychedelics" was changed to "other hallucinogens" and "shrooms" was added to the list of examples. In 2002, the remaining forms were changed. Data presented here are based on responses to the changed question version. | | | | | | | | | | | | | | | | |
| B09: On how many occasions (if any) have you used hallucinogens other than LSD (like mescaline, peyote, "shrooms" or psilocybin, PCP) . . . | | | | | | | | | | | | | | | | |

*=less than .05 percent.

MONITORING THE FUTURE

| QUESTIONNAIRE FORM 1-6 2002 | TOTAL | SEX | | RACE | | REGION | | | | COLLEGE PLANS? | | ILLICIT DRUG USE: LIFETIME | | | | |
|--|----------------|-------------|-------------|-------------|-------------|-------------|-------------|-------------|-------------|-------------------|-------------|----------------------------|------------------------|--------------|---------------|--------------------|
| | | M | F | White | Black | NE | NC | S | W | Yes | No | None | Mari- juana Only | Few Pills | More Pills | Any Her- oin |
| <i>N (Weighted No. of Cases):</i> | 13544 | 5992 | 6679 | 8396 | 1443 | 2641 | 3407 | 4534 | 2961 | 9908 | 2492 | 6120 | 3050 | 1383 | 2238 | 219 |
| <i>% of Weighted Total:</i> | 100.0 | 44.2 | 49.3 | 62.0 | 10.7 | 19.5 | 25.2 | 33.5 | 21.9 | 73.2 | 18.4 | 45.2 | 22.5 | 10.2 | 16.5 | 1.6 |
| B09A: . . . in your lifetime? | | | | | | | | | | | | | | | | |
| 1. 0 occasions | 90.8 | 88.4 | 93.3 | 89.6 | 98.4 | 88.8 | 91.3 | 91.3 | 90.9 | 92.1 | 86.0 | 100.0 | 100.0 | 85.2 | 61.6 | 27.7 |
| 2. 1-2 | 5.0 | 5.6 | 4.4 | 5.6 | 1.1 | 5.5 | 4.9 | 4.8 | 5.3 | 4.4 | 7.5 | - | - | 14.8 | 18.3 | 23.6 |
| 3. 3-5 | 1.7 | 2.4 | 1.1 | 1.8 | 0.2 | 2.0 | 1.6 | 1.5 | 2.0 | 1.5 | 2.3 | - | - | - | 9.0 | 12.4 |
| 4. 6-9 | 1.0 | 1.6 | 0.5 | 1.2 | 0.1 | 1.5 | 1.0 | 1.0 | 0.6 | 0.8 | 1.8 | - | - | - | 4.8 | 12.9 |
| 5. 10-19 | 0.6 | 0.9 | 0.3 | 0.8 | 0.1 | 0.7 | 0.6 | 0.7 | 0.5 | 0.5 | 1.1 | - | - | - | 2.7 | 9.6 |
| 6. 20-39 | 0.5 | 0.7 | 0.2 | 0.6 | - | 0.9 | 0.5 | 0.2 | 0.4 | 0.4 | 0.6 | - | - | - | 2.2 | 5.8 |
| 7. 40 or more | 0.4 | 0.5 | 0.2 | 0.4 | 0.1 | 0.5 | 0.1 | 0.5 | 0.3 | 0.3 | 0.6 | - | - | - | 1.4 | 8.1 |
| <i>Item 920 Subject A01a</i> | <i>N 13014</i> | <i>5886</i> | <i>6586</i> | <i>8286</i> | <i>1399</i> | <i>2488</i> | <i>3305</i> | <i>4381</i> | <i>2839</i> | <i>9774</i> | <i>2434</i> | <i>6081</i> | <i>3021</i> | <i>1361</i> | <i>2210</i> | <i>209</i> |
| B09B: . . . during the last 12 months? | | | | | | | | | | | | | | | | |
| 1. 0 occasions | 94.6 | 92.8 | 96.5 | 93.9 | 99.0 | 92.6 | 95.0 | 95.5 | 94.4 | 95.4 | 92.1 | 100.0 | 100.0 | 93.2 | 76.5 | 52.5 |
| 2. 1-2 | 3.4 | 4.2 | 2.6 | 3.8 | 0.7 | 4.2 | 3.7 | 2.6 | 3.7 | 3.0 | 4.6 | - | - | 6.8 | 14.1 | 21.7 |
| 3. 3-5 | 1.1 | 1.6 | 0.5 | 1.2 | 0.1 | 1.7 | 0.6 | 1.1 | 0.9 | 0.8 | 1.8 | - | - | - | 5.3 | 10.0 |
| 4. 6-9 | 0.4 | 0.6 | 0.2 | 0.4 | 0.2 | 0.7 | 0.4 | 0.4 | 0.3 | 0.3 | 0.8 | - | - | - | 1.9 | 6.6 |
| 5. 10-19 | 0.3 | 0.5 | 0.1 | 0.4 | - | 0.4 | 0.2 | 0.2 | 0.4 | 0.2 | 0.5 | - | - | - | 1.2 | 4.7 |
| 6. 20-39 | 0.2 | 0.2 | 0.1 | 0.2 | - | 0.3 | 0.1 | 0.2 | 0.2 | 0.2 | 0.2 | - | - | - | 0.8 | 2.8 |
| 7. 40 or more | 0.1 | 0.1 | 0.1 | 0.1 | 0.1 | 0.1 | * | 0.1 | 0.1 | 0.1 | - | - | - | - | 0.3 | 1.6 |
| <i>Item 930 Subject A01b</i> | <i>N 13000</i> | <i>5874</i> | <i>6584</i> | <i>8276</i> | <i>1399</i> | <i>2487</i> | <i>3304</i> | <i>4372</i> | <i>2838</i> | <i>9764</i> | <i>2433</i> | <i>6082</i> | <i>3021</i> | <i>1357</i> | <i>2204</i> | <i>205</i> |
| B09C: . . . during the last 30 days? | | | | | | | | | | | | | | | | |
| 1. 0 occasions | 98.0 | 96.9 | 99.1 | 97.8 | 99.2 | 97.2 | 98.3 | 98.4 | 97.7 | 98.4 | 96.8 | 100.0 | 100.0 | 97.9 | 91.8 | 73.6 |
| 2. 1-2 | 1.4 | 2.3 | 0.7 | 1.5 | 0.5 | 2.1 | 1.3 | 1.1 | 1.5 | 1.2 | 2.2 | - | - | 2.1 | 6.0 | 12.4 |
| 3. 3-5 | 0.3 | 0.5 | 0.1 | 0.3 | 0.2 | 0.4 | 0.4 | 0.2 | 0.4 | 0.2 | 0.6 | - | - | - | 1.3 | 6.4 |
| 4. 6-9 | 0.2 | 0.3 | 0.1 | 0.2 | 0.1 | 0.2 | 0.1 | 0.2 | 0.3 | 0.1 | 0.3 | - | - | - | 0.6 | 5.9 |
| 5. 10-19 | * | * | * | * | - | 0.1 | - | - | - | * | 0.1 | - | - | - | 0.1 | 0.5 |
| 6. 20-39 | * | * | - | * | - | - | * | 0.1 | * | * | 0.1 | - | - | - | 0.1 | 0.2 |
| 7. 40 or more | * | * | - | * | 0.1 | - | - | * | - | * | - | - | - | - | - | 1.0 |
| <i>Item 940 Subject A01c</i> | <i>N 12996</i> | <i>5875</i> | <i>6583</i> | <i>8275</i> | <i>1399</i> | <i>2484</i> | <i>3303</i> | <i>4371</i> | <i>2837</i> | <i>9763</i> | <i>2431</i> | <i>6081</i> | <i>3021</i> | <i>1357</i> | <i>2200</i> | <i>205</i> |
| B10: On how many occasions (if any) have you used cocaine (sometimes called "coke", "crack", "rock") . . . | | | | | | | | | | | | | | | | |
| B10A: . . . in your lifetime? | | | | | | | | | | | | | | | | |
| 1. 0 occasions | 92.2 | 91.2 | 93.4 | 91.5 | 98.9 | 92.2 | 92.6 | 92.2 | 91.7 | 93.7 | 87.1 | 100.0 | 100.0 | 89.2 | 67.9 | 19.7 |
| 2. 1-2 | 3.2 | 3.5 | 2.8 | 3.3 | 0.4 | 3.5 | 2.8 | 3.1 | 3.6 | 2.6 | 5.3 | - | - | 9.9 | 11.1 | 18.5 |
| 3. 3-5 | 1.5 | 2.0 | 1.1 | 1.6 | 0.4 | 1.3 | 1.3 | 1.6 | 1.9 | 1.2 | 2.6 | - | - | 0.9 | 7.3 | 13.1 |
| 4. 6-9 | 0.8 | 0.8 | 0.8 | 1.0 | - | 0.9 | 0.7 | 0.7 | 1.2 | 0.7 | 1.2 | - | - | - | 4.3 | 8.3 |
| 5. 10-19 | 0.8 | 0.9 | 0.6 | 0.9 | 0.1 | 0.6 | 1.1 | 0.8 | 0.4 | 0.7 | 1.0 | - | - | - | 3.3 | 12.8 |
| 6. 20-39 | 0.4 | 0.5 | 0.3 | 0.6 | 0.1 | 0.3 | 0.5 | 0.5 | 0.2 | 0.4 | 0.6 | - | - | - | 1.9 | 5.4 |
| 7. 40 or more | 1.1 | 1.2 | 0.9 | 1.1 | 0.2 | 1.1 | 1.0 | 1.1 | 0.9 | 0.8 | 2.1 | - | - | - | 4.3 | 22.3 |
| <i>Item 950 Subject A01a</i> | <i>N 12910</i> | <i>5886</i> | <i>6590</i> | <i>8294</i> | <i>1403</i> | <i>2453</i> | <i>3300</i> | <i>4355</i> | <i>2801</i> | <i>9766</i> | <i>2431</i> | <i>6039</i> | <i>2983</i> | <i>1352</i> | <i>2172</i> | <i>200</i> |
| B10B: . . . during the last 12 months? | | | | | | | | | | | | | | | | |
| 1. 0 occasions | 95.0 | 94.1 | 96.0 | 94.2 | 99.2 | 95.0 | 94.8 | 95.0 | 95.4 | 96.1 | 91.4 | 100.0 | 100.0 | 96.5 | 78.1 | 41.7 |
| 2. 1-2 | 2.0 | 2.5 | 1.6 | 2.3 | 0.6 | 2.3 | 1.9 | 1.8 | 2.2 | 1.5 | 3.8 | - | - | 3.4 | 8.4 | 17.6 |
| 3. 3-5 | 1.0 | 1.2 | 0.9 | 1.1 | 0.2 | 1.0 | 1.0 | 1.0 | 1.0 | 0.8 | 1.6 | - | - | 0.1 | 4.9 | 10.3 |
| 4. 6-9 | 0.6 | 0.7 | 0.5 | 0.8 | 0.1 | 0.5 | 0.6 | 0.6 | 0.6 | 0.5 | 0.8 | - | - | - | 2.6 | 9.1 |
| 5. 10-19 | 0.6 | 0.7 | 0.5 | 0.8 | - | 0.5 | 1.0 | 0.7 | 0.1 | 0.5 | 0.9 | - | - | - | 2.6 | 11.0 |
| 6. 20-39 | 0.3 | 0.3 | 0.3 | 0.4 | - | 0.2 | 0.4 | 0.4 | 0.2 | 0.2 | 0.6 | - | - | - | 1.3 | 5.0 |
| 7. 40 or more | 0.4 | 0.6 | 0.3 | 0.4 | - | 0.5 | 0.3 | 0.5 | 0.4 | 0.3 | 0.8 | - | - | - | 2.1 | 5.3 |
| <i>Item 960 Subject A01b</i> | <i>N 12914</i> | <i>5890</i> | <i>6591</i> | <i>8296</i> | <i>1402</i> | <i>2454</i> | <i>3301</i> | <i>4357</i> | <i>2803</i> | <i>9768</i> | <i>2435</i> | <i>6039</i> | <i>2983</i> | <i>1352</i> | <i>2170</i> | <i>205</i> |
| B10C: . . . during the last 30 days? | | | | | | | | | | | | | | | | |
| 1. 0 occasions | 97.7 | 97.3 | 98.2 | 97.2 | 99.8 | 97.8 | 97.7 | 97.4 | 98.2 | 98.1 | 96.6 | 100.0 | 100.0 | 99.5 | 89.9 | 66.1 |
| 2. 1-2 | 1.1 | 1.3 | 0.9 | 1.3 | 0.2 | 1.1 | 1.1 | 1.2 | 0.8 | 0.9 | 1.8 | - | - | 0.5 | 5.2 | 11.1 |
| 3. 3-5 | 0.6 | 0.7 | 0.4 | 0.8 | - | 0.6 | 0.6 | 0.6 | 0.4 | 0.5 | 0.8 | - | - | - | 2.6 | 8.2 |
| 4. 6-9 | 0.3 | 0.4 | 0.2 | 0.4 | - | 0.2 | 0.3 | 0.4 | 0.1 | 0.3 | 0.4 | - | - | - | 1.0 | 6.7 |
| 5. 10-19 | 0.2 | 0.3 | 0.2 | 0.2 | - | 0.2 | 0.2 | 0.1 | 0.4 | 0.2 | 0.2 | - | - | - | 1.0 | 2.7 |
| 6. 20-39 | 0.1 | 0.1 | 0.1 | 0.1 | - | 0.1 | 0.1 | 0.1 | * | 0.1 | 0.2 | - | - | - | 0.2 | 3.6 |
| 7. 40 or more | 0.1 | 0.1 | * | * | - | 0.1 | * | 0.1 | * | * | 0.1 | - | - | - | 0.2 | 1.5 |
| <i>Item 970 Subject A01c</i> | <i>N 12909</i> | <i>5885</i> | <i>6592</i> | <i>8296</i> | <i>1401</i> | <i>2455</i> | <i>3301</i> | <i>4353</i> | <i>2800</i> | <i>9767</i> | <i>2433</i> | <i>6039</i> | <i>2983</i> | <i>1352</i> | <i>2171</i> | <i>200</i> |
| (Data is combined from Forms 1-6, question number and section may vary.) On how many occasions (if any) have you used "crack" (cocaine in chunk or rock form) . . . | | | | | | | | | | | | | | | | |

DESCRIPTIVE RESULTS: 2002

33

| QUESTIONNAIRE FORM 1-6 2002 | TOTAL | SEX | | RACE | | REGION | | | | COLLEGE PLANS? | | ILLICIT DRUG USE: LIFETIME | | | | |
|--|----------------|-------------|-------------|-------------|-------------|-------------|-------------|-------------|-------------|-------------------|-------------|----------------------------|------------------------|--------------|---------------|--------------------|
| | | M | F | White | Black | NE | NC | S | W | Yes | No | None | Mari- juana Only | Few Pills | More Pills | Any Her- oin |
| <i>N (Weighted No. of Cases):</i> | 13544 | 5992 | 6679 | 8396 | 1443 | 2641 | 3407 | 4534 | 2961 | 9908 | 2492 | 6120 | 3050 | 1383 | 2238 | 219 |
| <i>% of Weighted Total:</i> | 100.0 | 44.2 | 49.3 | 62.0 | 10.7 | 19.5 | 25.2 | 33.5 | 21.9 | 73.2 | 18.4 | 45.2 | 22.5 | 10.2 | 16.5 | 1.6 |
| B10D: . . . in your lifetime? | | | | | | | | | | | | | | | | |
| 1. 0 occasions | 96.3 | 95.7 | 97.1 | 96.3 | 99.1 | 96.8 | 95.9 | 97.0 | 95.0 | 97.2 | 92.7 | 100.0 | 100.0 | 96.1 | 86.1 | 43.3 |
| 2. 1-2 | 1.8 | 2.4 | 1.2 | 1.8 | 0.2 | 1.4 | 1.8 | 1.6 | 2.5 | 1.3 | 3.8 | - | - | 3.5 | 6.4 | 20.0 |
| 3. 3-5 | 0.6 | 0.6 | 0.6 | 0.6 | 0.1 | 0.4 | 0.5 | 0.6 | 1.0 | 0.5 | 0.9 | - | - | 0.4 | 2.6 | 8.7 |
| 4. 6-9 | 0.4 | 0.4 | 0.3 | 0.4 | 0.1 | 0.4 | 0.7 | 0.1 | 0.4 | 0.3 | 0.8 | - | - | - | 1.7 | 5.9 |
| 5. 10-19 | 0.3 | 0.2 | 0.3 | 0.3 | - | 0.3 | 0.3 | 0.2 | 0.3 | 0.2 | 0.5 | - | - | - | 1.0 | 6.0 |
| 6. 20-39 | 0.2 | 0.2 | 0.2 | 0.2 | 0.1 | 0.3 | 0.3 | 0.1 | 0.2 | 0.2 | 0.4 | - | - | - | 1.0 | 2.2 |
| 7. 40 or more | 0.4 | 0.5 | 0.3 | 0.3 | 0.4 | 0.5 | 0.4 | 0.4 | 0.6 | 0.3 | 0.9 | - | - | * | 1.2 | 13.9 |
| <i>Item 22260 Subject A01a</i> | <i>N 12355</i> | <i>5584</i> | <i>6370</i> | <i>8043</i> | <i>1311</i> | <i>2255</i> | <i>3209</i> | <i>4204</i> | <i>2687</i> | <i>9456</i> | <i>2324</i> | <i>5741</i> | <i>2842</i> | <i>1321</i> | <i>2083</i> | <i>194</i> |
| B10E: . . . during the last 12 months? | | | | | | | | | | | | | | | | |
| 1. 0 occasions | 97.8 | 97.5 | 98.2 | 97.8 | 99.3 | 98.1 | 97.4 | 98.2 | 97.3 | 98.3 | 95.6 | 100.0 | 100.0 | 98.3 | 91.6 | 63.3 |
| 2. 1-2 | 1.0 | 1.3 | 0.7 | 1.1 | 0.3 | 0.8 | 1.1 | 1.0 | 1.2 | 0.7 | 2.3 | - | - | 1.3 | 3.8 | 12.9 |
| 3. 3-5 | 0.4 | 0.3 | 0.4 | 0.3 | 0.1 | 0.2 | 0.3 | 0.2 | 0.8 | 0.3 | 0.6 | - | - | 0.3 | 1.3 | 5.6 |
| 4. 6-9 | 0.3 | 0.4 | 0.2 | 0.4 | 0.1 | 0.4 | 0.7 | 0.1 | 0.1 | 0.3 | 0.5 | - | - | - | 1.3 | 6.5 |
| 5. 10-19 | 0.2 | 0.2 | 0.2 | 0.3 | - | 0.2 | 0.3 | 0.2 | 0.3 | 0.2 | 0.5 | - | - | - | 1.0 | 4.5 |
| 6. 20-39 | 0.1 | 0.2 | 0.1 | 0.1 | - | * | 0.2 | 0.2 | 0.2 | 0.1 | 0.4 | - | - | - | 0.6 | 3.0 |
| 7. 40 or more | 0.2 | 0.2 | 0.1 | 0.1 | 0.2 | 0.2 | 0.1 | 0.2 | 0.2 | 0.1 | 0.2 | - | - | * | 0.4 | 4.3 |
| <i>Item 22270 Subject A01b</i> | <i>N 12355</i> | <i>5585</i> | <i>6369</i> | <i>8043</i> | <i>1310</i> | <i>2256</i> | <i>3208</i> | <i>4205</i> | <i>2686</i> | <i>9458</i> | <i>2322</i> | <i>5739</i> | <i>2843</i> | <i>1322</i> | <i>2083</i> | <i>194</i> |
| B10F: . . . during the last 30 days? | | | | | | | | | | | | | | | | |
| 1. 0 occasions | 98.8 | 98.7 | 99.0 | 98.9 | 99.7 | 99.1 | 98.7 | 98.9 | 98.6 | 99.1 | 97.9 | 100.0 | 100.0 | 99.6 | 95.7 | 78.7 |
| 2. 1-2 | 0.6 | 0.8 | 0.4 | 0.7 | 0.1 | 0.4 | 0.7 | 0.6 | 0.7 | 0.5 | 1.3 | - | - | 0.4 | 2.6 | 9.0 |
| 3. 3-5 | 0.2 | 0.2 | 0.1 | 0.2 | - | 0.2 | 0.1 | 0.1 | 0.3 | 0.1 | 0.3 | - | - | - | 0.6 | 3.6 |
| 4. 6-9 | 0.1 | * | 0.2 | 0.2 | - | * | 0.3 | * | 0.2 | 0.1 | 0.1 | - | - | - | 0.5 | 1.5 |
| 5. 10-19 | 0.1 | 0.1 | 0.1 | 0.1 | - | * | 0.1 | 0.1 | 0.2 | 0.1 | 0.2 | - | - | - | 0.5 | 2.9 |
| 6. 20-39 | * | * | * | * | - | 0.1 | * | * | - | * | * | - | - | - | - | 1.7 |
| 7. 40 or more | 0.1 | 0.1 | * | 0.1 | 0.2 | 0.1 | 0.1 | 0.1 | - | 0.1 | 0.1 | - | - | * | 0.1 | 2.5 |
| <i>Item 22280 Subject A01c</i> | <i>N 12351</i> | <i>5582</i> | <i>6369</i> | <i>8044</i> | <i>1310</i> | <i>2257</i> | <i>3208</i> | <i>4202</i> | <i>2683</i> | <i>9457</i> | <i>2320</i> | <i>5739</i> | <i>2842</i> | <i>1322</i> | <i>2081</i> | <i>192</i> |
| (FORMS 1, 3, 4, AND 6 ONLY) On how many occasions (if any) have you used cocaine in any other form . . . | | | | | | | | | | | | | | | | |
| B10G: . . . in your lifetime? | | | | | | | | | | | | | | | | |
| 1. 0 occasions | 93.0 | 92.5 | 93.7 | 92.2 | 99.2 | 93.0 | 93.5 | 93.0 | 92.5 | 94.2 | 89.8 | 100.0 | 100.0 | 91.0 | 70.1 | 20.9 |
| 2. 1-2 | 3.2 | 3.2 | 2.9 | 3.2 | 0.2 | 3.5 | 2.4 | 2.9 | 4.2 | 2.7 | 4.5 | - | - | 9.0 | 12.1 | 16.5 |
| 3. 3-5 | 1.1 | 1.5 | 0.8 | 1.2 | 0.5 | 1.0 | 1.0 | 1.1 | 1.6 | 1.0 | 1.4 | - | - | - | 5.8 | 13.7 |
| 4. 6-9 | 0.8 | 0.8 | 0.9 | 1.0 | 0.1 | 0.8 | 1.3 | 0.7 | 0.4 | 0.7 | 1.4 | - | - | - | 4.0 | 11.2 |
| 5. 10-19 | 0.7 | 0.7 | 0.7 | 0.8 | - | 0.4 | 0.7 | 1.0 | 0.6 | 0.7 | 1.0 | - | - | - | 3.1 | 13.5 |
| 6. 20-39 | 0.4 | 0.5 | 0.4 | 0.6 | - | 0.3 | 0.7 | 0.4 | 0.3 | 0.4 | 0.5 | - | - | - | 2.2 | 5.5 |
| 7. 40 or more | 0.7 | 0.8 | 0.6 | 0.8 | - | 1.0 | 0.5 | 0.9 | 0.5 | 0.4 | 1.4 | - | - | - | 2.8 | 18.7 |
| <i>Item 22320 Subject A01a</i> | <i>N 8560</i> | <i>3806</i> | <i>4448</i> | <i>5484</i> | <i>944</i> | <i>1636</i> | <i>2182</i> | <i>2883</i> | <i>1858</i> | <i>6445</i> | <i>1610</i> | <i>4016</i> | <i>1987</i> | <i>899</i> | <i>1400</i> | <i>124</i> |
| B10H: . . . during the last 12 months? | | | | | | | | | | | | | | | | |
| 1. 0 occasions | 95.6 | 95.1 | 96.3 | 94.8 | 99.2 | 95.7 | 95.2 | 95.6 | 96.2 | 96.6 | 92.9 | 100.0 | 100.0 | 97.6 | 80.0 | 43.3 |
| 2. 1-2 | 1.9 | 2.2 | 1.6 | 2.2 | 0.7 | 2.2 | 1.9 | 1.6 | 2.2 | 1.5 | 2.9 | - | - | 2.4 | 8.6 | 16.7 |
| 3. 3-5 | 0.8 | 0.9 | 0.7 | 0.9 | 0.1 | 0.7 | 0.9 | 0.9 | 0.5 | 0.5 | 1.6 | - | - | - | 3.7 | 11.4 |
| 4. 6-9 | 0.6 | 0.6 | 0.6 | 0.7 | - | 0.4 | 0.8 | 0.7 | 0.4 | 0.6 | 0.9 | - | - | - | 2.9 | 8.5 |
| 5. 10-19 | 0.5 | 0.5 | 0.4 | 0.6 | - | 0.4 | 0.7 | 0.5 | 0.3 | 0.4 | 0.5 | - | - | - | 2.3 | 7.0 |
| 6. 20-39 | 0.3 | 0.3 | 0.3 | 0.4 | - | 0.3 | 0.2 | 0.5 | 0.1 | 0.2 | 0.5 | - | - | - | 0.9 | 8.6 |
| 7. 40 or more | 0.3 | 0.4 | 0.2 | 0.4 | - | 0.3 | 0.3 | 0.4 | 0.3 | 0.2 | 0.7 | - | - | - | 1.6 | 4.6 |
| <i>Item 22330 Subject A01b</i> | <i>N 8564</i> | <i>3808</i> | <i>4449</i> | <i>5485</i> | <i>945</i> | <i>1636</i> | <i>2183</i> | <i>2885</i> | <i>1860</i> | <i>6445</i> | <i>1614</i> | <i>4017</i> | <i>1987</i> | <i>899</i> | <i>1398</i> | <i>129</i> |
| B10I: . . . during the last 30 days? | | | | | | | | | | | | | | | | |
| 1. 0 occasions | 98.1 | 97.6 | 98.6 | 97.6 | 99.9 | 97.9 | 97.8 | 98.0 | 98.6 | 98.5 | 97.1 | 100.0 | 100.0 | 99.6 | 91.9 | 61.9 |
| 2. 1-2 | 1.0 | 1.2 | 0.7 | 1.2 | 0.1 | 1.3 | 1.2 | 0.8 | 0.6 | 0.7 | 1.6 | - | - | 0.4 | 4.5 | 13.2 |
| 3. 3-5 | 0.4 | 0.5 | 0.2 | 0.5 | - | 0.4 | 0.4 | 0.4 | 0.2 | 0.3 | 0.5 | - | - | - | 1.6 | 7.0 |
| 4. 6-9 | 0.3 | 0.4 | 0.3 | 0.4 | - | 0.3 | 0.2 | 0.5 | 0.3 | 0.3 | 0.4 | - | - | - | 1.1 | 10.4 |
| 5. 10-19 | 0.2 | 0.1 | 0.2 | 0.2 | - | 0.1 | 0.3 | 0.1 | 0.2 | 0.2 | 0.2 | - | - | - | 0.8 | 4.1 |
| 6. 20-39 | 0.1 | 0.1 | 0.1 | 0.1 | - | - | - | 0.1 | 0.1 | 0.1 | 0.1 | - | - | - | 0.1 | 2.7 |
| 7. 40 or more | * | * | - | * | - | * | - | 0.1 | * | * | * | - | - | - | 0.1 | 0.7 |
| <i>Item 22340 Subject A01c</i> | <i>N 8558</i> | <i>3804</i> | <i>4448</i> | <i>5484</i> | <i>944</i> | <i>1636</i> | <i>2182</i> | <i>2883</i> | <i>1856</i> | <i>6444</i> | <i>1611</i> | <i>4016</i> | <i>1987</i> | <i>899</i> | <i>1398</i> | <i>125</i> |

*=less than .05 percent.

MONITORING THE FUTURE

| QUESTIONNAIRE FORM 1-6 2002 | TOTAL | SEX | | RACE | | REGION | | | | COLLEGE PLANS? | | ILLCIT DRUG USE: LIFETIME | | | | |
|--|----------------|--------------|--------------|--------------|--------------|--------------|--------------|--------------|--------------|-------------------|--------------|---------------------------|------------------------|--------------|---------------|--------------------|
| | | M | F | White | Black | NE | NC | S | W | Yes | No | None | Mari- juana Only | Few Pills | More Pills | Any Her- oin |
| <i>N (Weighted No. of Cases):</i> <i>% of Weighted Total:</i> | 13544 100.0 | 5992 44.2 | 6679 49.3 | 8396 62.0 | 1443 10.7 | 2641 19.5 | 3407 25.2 | 4534 33.5 | 2961 21.9 | 9908 73.2 | 2492 18.4 | 6120 45.2 | 3050 22.5 | 1383 10.2 | 2238 16.5 | 219 1.6 |
| <p>B11: Amphetamines have been prescribed by doctors to help people lose weight or to give people more energy. They are sometimes called uppers, ups, speed, bennies, dexies, pep pills, and diet pills. Drugstores are not supposed to sell them without a prescription from a doctor. Amphetamines do NOT include any non-prescription drugs, such as over-the-counter diet pills (like Dexatrim) or stay-awake pills (like No-Doz), or any mail-order drugs.</p> <p>On how many occasions (if any) have you taken amphetamines on your own—that is, without a doctor telling you to take them . . .</p> <p>B11A: . . . in your lifetime?</p> <p>1. 0 occasions 2. 1-2 3. 3-5 4. 6-9 5. 10-19 6. 20-39 7. 40 or more</p> <p><i>Item 980 Subject A01a</i></p> <p>B11B: . . . during the last 12 months?</p> <p>1. 0 occasions 2. 1-2 3. 3-5 4. 6-9 5. 10-19 6. 20-39 7. 40 or more</p> <p><i>Item 990 Subject A01b</i></p> <p>B11C: . . . during the last 30 days?</p> <p>1. 0 occasions 2. 1-2 3. 3-5 4. 6-9 5. 10-19 6. 20-39 7. 40 or more</p> <p><i>Item 1000 Subject A01c</i></p> <p>(FORMS 4 AND 6 ONLY) On how many occasions (if any) have you used methamphetamine (meth, speed, crank, crystal meth) by any method . . .</p> <p>B11D: . . . in your lifetime?</p> <p>1. 0 occasions 2. 1-2 3. 3-5 4. 6-9 5. 10-19 6. 20-39 7. 40 or more</p> <p><i>Item 30800 Subject A01a</i></p> <p>B11E: . . . during the last 12 months?</p> <p>1. 0 occasions 2. 1-2 3. 3-5 4. 6-9 5. 10-19 6. 20-39 7. 40 or more</p> <p><i>Item 30810 Subject A01b</i></p> | | | | | | | | | | | | | | | | |
| | 83.2 | 83.5 | 83.2 | 80.4 | 95.2 | 83.4 | 82.4 | 82.2 | 85.6 | 84.6 | 77.7 | 100.0 | 100.0 | 61.4 | 32.3 | 26.8 |
| | 6.1 | 5.5 | 6.8 | 6.9 | 2.6 | 6.3 | 6.9 | 6.4 | 4.8 | 5.9 | 7.4 | - | - | 38.6 | 10.9 | 14.8 |
| | 2.9 | 3.4 | 2.4 | 3.3 | 0.7 | 2.9 | 3.0 | 2.8 | 2.9 | 2.7 | 3.7 | - | - | - | 16.1 | 7.7 |
| | 2.3 | 2.1 | 2.5 | 2.7 | 0.6 | 2.2 | 2.6 | 2.4 | 1.9 | 2.0 | 3.1 | - | - | - | 12.1 | 13.4 |
| | 1.8 | 2.0 | 1.7 | 2.3 | 0.3 | 1.8 | 1.7 | 2.1 | 1.6 | 1.7 | 2.4 | - | - | - | 9.9 | 8.0 |
| | 1.4 | 1.3 | 1.5 | 1.9 | 0.2 | 1.3 | 1.3 | 1.9 | 0.9 | 1.2 | 2.0 | - | - | - | 7.1 | 11.0 |
| | 2.3 | 2.3 | 2.0 | 2.6 | 0.4 | 2.2 | 2.1 | 2.3 | 2.4 | 1.9 | 3.7 | - | - | - | 11.5 | 18.4 |
| | N 12955 | 5882 | 6586 | 8292 | 1398 | 2475 | 3299 | 4368 | 2814 | 9766 | 2434 | 6058 | 3002 | 1358 | 2208 | 206 |
| | 88.9 | 88.7 | 89.3 | 86.7 | 97.3 | 88.5 | 88.7 | 88.3 | 90.4 | 89.9 | 85.2 | 100.0 | 100.0 | 85.9 | 48.7 | 42.4 |
| | 4.5 | 4.5 | 4.4 | 5.3 | 1.5 | 4.9 | 4.7 | 4.5 | 3.8 | 4.3 | 5.4 | - | - | 14.1 | 16.0 | 16.8 |
| | 2.2 | 2.4 | 2.1 | 2.6 | 0.5 | 2.2 | 2.3 | 2.4 | 1.8 | 2.0 | 3.1 | - | - | - | 12.0 | 10.0 |
| | 1.3 | 1.4 | 1.2 | 1.5 | 0.3 | 1.3 | 1.7 | 1.3 | 0.9 | 1.2 | 1.6 | - | - | - | 7.1 | 5.2 |
| | 1.2 | 1.3 | 1.0 | 1.5 | 0.3 | 1.1 | 0.9 | 1.4 | 1.1 | 1.1 | 1.2 | - | - | - | 6.1 | 9.3 |
| | 0.9 | 0.7 | 1.1 | 1.2 | - | 0.9 | 0.6 | 1.3 | 0.7 | 0.7 | 1.8 | - | - | - | 4.8 | 6.0 |
| | 1.1 | 1.0 | 0.9 | 1.2 | 0.1 | 1.1 | 1.1 | 0.9 | 1.2 | 0.9 | 1.6 | - | - | - | 5.3 | 10.3 |
| | N 12953 | 5883 | 6583 | 8286 | 1401 | 2476 | 3296 | 4366 | 2815 | 9762 | 2434 | 6058 | 3002 | 1358 | 2206 | 205 |
| | 94.5 | 94.7 | 94.7 | 93.6 | 98.7 | 94.8 | 94.6 | 94.1 | 95.0 | 95.3 | 91.9 | 100.0 | 100.0 | 96.2 | 73.8 | 62.3 |
| | 2.6 | 2.6 | 2.4 | 3.0 | 0.8 | 2.4 | 3.0 | 2.5 | 2.4 | 2.4 | 3.4 | - | - | 3.8 | 11.6 | 12.8 |
| | 0.9 | 1.1 | 0.8 | 1.1 | 0.3 | 0.7 | 0.8 | 1.3 | 0.7 | 0.8 | 1.5 | - | - | - | 5.0 | 6.2 |
| | 0.8 | 0.9 | 0.6 | 1.0 | 0.1 | 0.8 | 0.7 | 1.0 | 0.5 | 0.6 | 1.1 | - | - | - | 3.9 | 6.9 |
| | 0.5 | 0.3 | 0.6 | 0.6 | 0.1 | 0.5 | 0.2 | 0.7 | 0.6 | 0.4 | 1.0 | - | - | - | 2.5 | 5.0 |
| | 0.4 | 0.2 | 0.6 | 0.5 | - | 0.5 | 0.5 | 0.4 | 0.4 | 0.4 | 0.7 | - | - | - | 2.1 | 4.3 |
| | 0.2 | 0.2 | 0.2 | 0.2 | - | 0.3 | 0.3 | 0.1 | 0.3 | 0.2 | 0.3 | - | - | - | 1.1 | 2.5 |
| | N 12946 | 5879 | 6584 | 8284 | 1400 | 2474 | 3298 | 4360 | 2814 | 9761 | 2431 | 6058 | 3002 | 1358 | 2199 | 205 |
| | 93.3 | 92.6 | 93.8 | 92.8 | 98.4 | 95.9 | 92.9 | 93.3 | 91.4 | 94.4 | 89.6 | 100.0 | 100.0 | 92.0 | 72.3 | 21.7 |
| | 3.1 | 2.8 | 3.4 | 3.2 | 1.1 | 2.6 | 3.1 | 2.7 | 4.4 | 2.6 | 4.2 | - | - | 8.0 | 11.7 | 19.3 |
| | 1.0 | 1.2 | 0.8 | 1.1 | - | 0.5 | 1.3 | 1.4 | 0.7 | 0.8 | 1.7 | - | - | - | 4.8 | 13.6 |
| | 0.7 | 0.9 | 0.5 | 0.8 | - | 0.3 | 1.0 | 0.8 | 0.5 | 0.7 | 1.0 | - | - | - | 3.4 | 8.3 |
| | 0.6 | 0.4 | 0.7 | 0.8 | - | 0.3 | 0.6 | 0.6 | 0.6 | 0.5 | 0.8 | - | - | - | 2.1 | 13.9 |
| | 0.5 | 0.7 | 0.2 | 0.6 | - | 0.2 | 0.7 | 0.2 | 0.9 | 0.4 | 0.9 | - | - | - | 2.0 | 10.3 |
| | 0.8 | 1.2 | 0.5 | 0.8 | 0.4 | 0.3 | 0.4 | 1.1 | 1.5 | 0.5 | 1.8 | - | - | - | 3.7 | 12.9 |
| | N 4314 | 1934 | 2249 | 2750 | 491 | 833 | 1098 | 1446 | 936 | 3284 | 827 | 2027 | 972 | 462 | 744 | 60 |
| | 96.4 | 95.8 | 97.0 | 96.2 | 99.6 | 98.4 | 95.5 | 97.0 | 94.6 | 97.3 | 93.5 | 100.0 | 100.0 | 97.7 | 83.9 | 55.7 |
| | 1.7 | 1.3 | 1.9 | 1.6 | - | 0.9 | 2.1 | 1.0 | 2.9 | 1.2 | 2.8 | - | - | 2.3 | 7.6 | 7.7 |
| | 0.6 | 1.1 | 0.2 | 0.7 | - | 0.5 | 1.1 | 0.5 | 0.4 | 0.5 | 1.1 | - | - | - | 2.6 | 12.9 |
| | 0.4 | 0.5 | 0.3 | 0.6 | - | 0.1 | 0.7 | 0.3 | 0.5 | 0.3 | 0.8 | - | - | - | 1.4 | 10.6 |
| | 0.3 | 0.3 | 0.4 | 0.5 | - | - | 0.4 | 0.6 | 0.1 | 0.3 | 0.7 | - | - | - | 1.3 | 7.8 |
| | 0.2 | 0.3 | 0.1 | 0.1 | - | 0.1 | - | 0.2 | 0.6 | 0.2 | 0.4 | - | - | - | 1.1 | 1.2 |
| | 0.4 | 0.7 | 0.2 | 0.4 | 0.4 | * | 0.2 | 0.4 | 1.0 | 0.3 | 0.8 | - | - | - | 2.1 | 4.3 |
| | N 4253 | 1899 | 2225 | 2719 | 476 | 824 | 1090 | 1422 | 917 | 3243 | 810 | 1997 | 955 | 454 | 742 | 56 |

* = less than .05 percent.

| QUESTIONNAIRE FORM 1-6 2002 | TOTAL | SEX | | RACE | | REGION | | | | COLLEGE PLANS? | | ILLICIT DRUG USE: LIFETIME | | | | |
|--|---------------|------|------|-------|-------|--------|------|------|------|-------------------|------|----------------------------|------------------------|--------------|---------------|--------------------|
| | | M | F | White | Black | NE | NC | S | W | Yes | No | None | Mari- juana Only | Few Pills | More Pills | Any Her- oin |
| <i>N (Weighted No. of Cases):</i> | 13544 | 5992 | 6679 | 8396 | 1443 | 2641 | 3407 | 4534 | 2961 | 9908 | 2492 | 6120 | 3050 | 1383 | 2238 | 219 |
| <i>% of Weighted Total:</i> | 100.0 | 44.2 | 49.3 | 62.0 | 10.7 | 19.5 | 25.2 | 33.5 | 21.9 | 73.2 | 18.4 | 45.2 | 22.5 | 10.2 | 16.5 | 1.6 |
| B11F: . . . during the last 30 days? | | | | | | | | | | | | | | | | |
| 1. 0 occasions | 98.3 | 97.8 | 98.8 | 98.1 | 99.6 | 99.8 | 97.9 | 98.0 | 98.2 | 98.8 | 96.3 | 100.0 | 100.0 | 99.8 | 93.3 | 64.3 |
| 2. 1-2 | 0.7 | 0.7 | 0.6 | 0.8 | - | 0.1 | 1.0 | 0.9 | 0.3 | 0.5 | 1.3 | - | - | 0.2 | 2.6 | 14.5 |
| 3. 3-5 | 0.4 | 0.8 | 0.1 | 0.4 | - | - | 0.5 | 0.3 | 0.7 | 0.2 | 1.1 | - | - | - | 1.7 | 8.1 |
| 4. 6-9 | 0.3 | 0.3 | 0.3 | 0.5 | - | - | 0.4 | 0.6 | 0.1 | 0.2 | 0.8 | - | - | - | 1.1 | 9.2 |
| 5. 10-19 | * | * | - | - | - | 0.1 | - | - | - | - | 0.1 | - | - | - | - | 1.2 |
| 6. 20-39 | 0.1 | 0.1 | 0.1 | 0.1 | - | - | - | 0.1 | 0.2 | 0.1 | - | - | - | - | 0.2 | 2.4 |
| 7. 40 or more | 0.2 | 0.3 | 0.1 | 0.1 | 0.4 | * | 0.2 | 0.1 | 0.6 | 0.2 | 0.4 | - | - | - | 1.1 | 0.4 |
| <i>Item 30820 Subject A01c</i> | <i>N</i> 4253 | 1902 | 2225 | 2722 | 476 | 825 | 1090 | 1421 | 918 | 3242 | 811 | 1999 | 955 | 454 | 741 | 56 |
| (FORMS 2 AND 5 ONLY) On how many occasions (if any) have you smoked (or inhaled the fumes of) crystal meth ("ice") . . . | | | | | | | | | | | | | | | | |
| B11G: . . . in your lifetime? | | | | | | | | | | | | | | | | |
| 1. 0 occasions | 95.3 | 94.7 | 96.0 | 95.5 | 97.6 | 96.4 | 96.3 | 94.8 | 94.1 | 95.8 | 93.4 | 100.0 | 100.0 | 94.6 | 83.0 | 42.2 |
| 2. 1-2 | 1.8 | 1.9 | 1.6 | 1.8 | 0.4 | 2.0 | 0.8 | 1.9 | 2.6 | 1.7 | 2.2 | - | - | 5.4 | 4.9 | 18.6 |
| 3. 3-5 | 1.3 | 1.4 | 1.1 | 1.4 | 0.5 | 0.6 | 1.4 | 1.4 | 1.8 | 1.4 | 1.2 | - | - | - | 5.9 | 14.7 |
| 4. 6-9 | 0.3 | 0.2 | 0.4 | 0.2 | - | 0.1 | 0.3 | 0.3 | 0.3 | 0.2 | 0.8 | - | - | - | 0.8 | 8.2 |
| 5. 10-19 | 0.4 | 0.6 | 0.2 | 0.4 | - | 0.2 | 0.1 | 0.6 | 0.6 | 0.3 | 0.8 | - | - | - | 2.1 | 0.5 |
| 6. 20-39 | 0.2 | 0.2 | 0.1 | 0.1 | 0.9 | 0.2 | 0.1 | 0.2 | 0.1 | 0.1 | 0.2 | - | - | - | 0.6 | 2.3 |
| 7. 40 or more | 0.7 | 0.8 | 0.6 | 0.7 | 0.6 | 0.5 | 1.0 | 0.8 | 0.5 | 0.5 | 1.4 | - | - | - | 2.6 | 13.6 |
| <i>Item 24380 Subject A01a</i> | <i>N</i> 4383 | 2108 | 2169 | 2838 | 468 | 831 | 1123 | 1474 | 955 | 3335 | 843 | 2015 | 995 | 458 | 780 | 83 |
| B11H: . . . during the last 12 months? | | | | | | | | | | | | | | | | |
| 1. 0 occasions | 97.0 | 96.5 | 97.5 | 97.2 | 97.8 | 97.4 | 98.0 | 96.5 | 96.0 | 97.5 | 95.2 | 100.0 | 100.0 | 97.9 | 88.2 | 61.3 |
| 2. 1-2 | 1.3 | 1.2 | 1.4 | 1.2 | 0.5 | 1.5 | 0.7 | 1.1 | 2.0 | 1.1 | 1.9 | - | - | 2.1 | 4.1 | 16.2 |
| 3. 3-5 | 0.8 | 1.0 | 0.4 | 0.7 | - | 0.6 | 0.4 | 0.7 | 1.3 | 0.8 | 0.7 | - | - | - | 3.4 | 7.8 |
| 4. 6-9 | 0.2 | 0.2 | 0.1 | 0.1 | 0.2 | * | - | 0.3 | 0.5 | 0.1 | 0.1 | - | - | - | 1.0 | 1.3 |
| 5. 10-19 | 0.3 | 0.5 | 0.2 | 0.3 | 0.4 | - | * | 0.9 | 0.1 | 0.3 | 0.7 | - | - | - | 1.4 | 4.0 |
| 6. 20-39 | 0.2 | 0.3 | 0.1 | 0.2 | 0.5 | 0.3 | 0.2 | 0.1 | * | 0.1 | 0.6 | - | - | - | 0.6 | 3.7 |
| 7. 40 or more | 0.3 | 0.3 | 0.4 | 0.2 | 0.6 | 0.1 | 0.6 | 0.4 | 0.2 | 0.2 | 0.8 | - | - | - | 1.3 | 5.7 |
| <i>Item 24390 Subject A01b</i> | <i>N</i> 4378 | 2102 | 2168 | 2830 | 469 | 830 | 1120 | 1471 | 956 | 3327 | 843 | 2015 | 995 | 459 | 774 | 83 |
| B11I: . . . during the last 30 days? | | | | | | | | | | | | | | | | |
| 1. 0 occasions | 98.8 | 98.5 | 99.1 | 98.8 | 98.5 | 98.6 | 99.2 | 98.5 | 99.0 | 99.1 | 97.6 | 100.0 | 100.0 | 99.9 | 95.1 | 83.1 |
| 2. 1-2 | 0.5 | 0.6 | 0.4 | 0.6 | - | 0.9 | 0.2 | 0.3 | 0.8 | 0.4 | 0.7 | - | - | 0.1 | 2.0 | 7.7 |
| 3. 3-5 | 0.2 | 0.3 | 0.1 | 0.2 | 0.4 | * | 0.1 | 0.5 | 0.2 | 0.1 | 0.6 | - | - | - | 1.1 | 2.0 |
| 4. 6-9 | 0.2 | 0.3 | * | 0.2 | - | 0.2 | - | 0.4 | - | 0.1 | 0.5 | - | - | - | 1.0 | - |
| 5. 10-19 | * | * | 0.1 | * | - | - | * | 0.1 | - | * | - | - | - | - | 0.2 | 0.5 |
| 6. 20-39 | 0.1 | 0.1 | 0.1 | * | 0.6 | 0.1 | 0.2 | * | - | 0.1 | 0.1 | - | - | - | 0.2 | 2.0 |
| 7. 40 or more | 0.2 | 0.1 | 0.3 | 0.1 | 0.5 | 0.1 | 0.3 | 0.2 | - | * | 0.5 | - | - | - | 0.4 | 4.7 |
| <i>Item 24400 Subject A01c</i> | <i>N</i> 4375 | 2101 | 2168 | 2830 | 468 | 830 | 1120 | 1469 | 956 | 3327 | 843 | 2015 | 995 | 459 | 772 | 82 |
| The next questions are about QUAALUDES (Methaqualone). | | | | | | | | | | | | | | | | |
| Quaaludes are sometimes called: soapers, quads, ludes. | | | | | | | | | | | | | | | | |
| B12: (FORM 1 ONLY) On how many occasions (if any) have you taken quaaludes on your own—that is, without a doctor telling you to take them . . . | | | | | | | | | | | | | | | | |
| B12A: . . . use in your lifetime? | | | | | | | | | | | | | | | | |
| 1. 0 occasions | 98.5 | 98.5 | 98.8 | 98.6 | 99.9 | 98.4 | 98.1 | 98.4 | 98.9 | 98.9 | 97.7 | 100.0 | 100.0 | 98.0 | 93.4 | 76.8 |
| 2. 1-2 | 1.0 | 0.7 | 1.0 | 1.0 | 0.1 | 0.9 | 0.7 | 1.4 | 0.6 | 0.6 | 1.7 | - | - | 2.0 | 3.6 | 17.5 |
| 3. 3-5 | 0.2 | 0.3 | 0.2 | 0.1 | - | 0.3 | 0.1 | 0.1 | 0.5 | 0.3 | - | - | - | - | 1.1 | 4.4 |
| 4. 6-9 | 0.1 | - | 0.1 | 0.1 | - | 0.2 | 0.1 | - | - | * | - | - | - | - | 0.5 | - |
| 5. 10-19 | 0.1 | 0.2 | - | 0.1 | - | - | 0.3 | - | - | - | 0.4 | - | - | - | 0.5 | - |
| 6. 20-39 | * | * | - | * | - | 0.1 | - | - | - | - | 0.1 | - | - | - | - | 1.3 |
| 7. 40 or more | 0.2 | 0.2 | - | 0.2 | - | - | 0.6 | - | - | 0.1 | - | - | - | - | 1.0 | - |
| <i>Item 1010 Subject A01a</i> | <i>N</i> 2098 | 897 | 1092 | 1322 | 224 | 391 | 532 | 707 | 467 | 1548 | 358 | 991 | 522 | 205 | 313 | 31 |

MONITORING THE FUTURE

| QUESTIONNAIRE FORM 1-6 2002 | TOTAL | SEX | | RACE | | REGION | | | | COLLEGE PLANS? | | ILLICIT DRUG USE: LIFETIME | | | | |
|---|----------|--------------|-------------|-------------|-------------|-------------|-------------|-------------|-------------|-------------------|-------------|----------------------------|------------------------|--------------|---------------|--------------------|
| | | M | F | White | Black | NE | NC | S | W | Yes | No | None | Mari- juana Only | Few Pills | More Pills | Any Her- oin |
| <i>N (Weighted No. of Cases):</i> | 13544 | 5992 | 6679 | 8396 | 1443 | 2641 | 3407 | 4534 | 2961 | 9908 | 2492 | 6120 | 3050 | 1383 | 2238 | 219 |
| <i>% of Weighted Total:</i> | 100.0 | 44.2 | 49.3 | 62.0 | 10.7 | 19.5 | 25.2 | 33.5 | 21.9 | 73.2 | 18.4 | 45.2 | 22.5 | 10.2 | 16.5 | 1.6 |
| B12B: . . . during the last 12 months? | | | | | | | | | | | | | | | | |
| 1. 0 occasions | 99.1 | 99.0 | 99.2 | 99.0 | 99.9 | 99.0 | 98.9 | 98.9 | 99.5 | 99.2 | 98.8 | 100.0 | 100.0 | 99.8 | 95.5 | 83.2 |
| 2. 1-2 | 0.6 | 0.4 | 0.7 | 0.8 | 0.1 | 0.6 | 0.5 | 1.1 | - | 0.4 | 1.1 | - | - | 0.2 | 2.7 | 12.4 |
| 3. 3-5 | 0.2 | 0.2 | 0.1 | - | - | 0.2 | 0.1 | - | 0.5 | 0.2 | - | - | - | - | 0.8 | 3.1 |
| 4. 6-9 | * | - | - | - | - | - | 0.2 | - | - | - | - | - | - | - | 0.3 | - |
| 5. 10-19 | * | * | - | * | - | 0.1 | - | - | - | - | 0.1 | - | - | - | - | 1.3 |
| 6. 20-39 | 0.1 | 0.2 | - | 0.2 | - | - | 0.4 | - | - | 0.1 | - | - | - | - | 0.7 | - |
| 7. 40 or more | - | - | - | - | - | - | - | - | - | - | - | - | - | - | - | - |
| <i>Item 1020 Subject A01b</i> | <i>N</i> | <i>2098</i> | <i>897</i> | <i>1092</i> | <i>1322</i> | <i>391</i> | <i>532</i> | <i>707</i> | <i>467</i> | <i>1548</i> | <i>358</i> | <i>991</i> | <i>522</i> | <i>205</i> | <i>313</i> | <i>31</i> |
| B12C: . . . during the last 30 days? | | | | | | | | | | | | | | | | |
| 1. 0 occasions | 99.7 | 99.5 | 99.9 | 99.9 | 99.9 | 99.6 | 99.4 | 100.0 | 99.5 | 99.8 | 99.5 | 100.0 | 100.0 | 99.8 | 98.3 | 95.6 |
| 2. 1-2 | 0.2 | 0.2 | 0.1 | 0.1 | 0.1 | 0.3 | 0.6 | - | - | 0.1 | 0.4 | - | - | 0.2 | 1.0 | 3.1 |
| 3. 3-5 | 0.1 | 0.2 | - | - | - | - | - | - | 0.5 | 0.1 | - | - | - | - | 0.7 | - |
| 4. 6-9 | * | * | - | * | - | 0.1 | - | - | - | - | 0.1 | - | - | - | - | 1.3 |
| 5. 10-19 | - | - | - | - | - | - | - | - | - | - | - | - | - | - | - | - |
| 6. 20-39 | - | - | - | - | - | - | - | - | - | - | - | - | - | - | - | - |
| 7. 40 or more | - | - | - | - | - | - | - | - | - | - | - | - | - | - | - | - |
| <i>Item 1030 Subject A01c</i> | <i>N</i> | <i>2098</i> | <i>897</i> | <i>1092</i> | <i>1322</i> | <i>391</i> | <i>532</i> | <i>707</i> | <i>467</i> | <i>1548</i> | <i>358</i> | <i>991</i> | <i>522</i> | <i>205</i> | <i>313</i> | <i>31</i> |
| B13: Barbiturates are sometimes prescribed by doctors to help people relax or get to sleep. They are sometimes called downs, downers, goofballs, yellows, reds, blues, rainbows. On how many occasions (if any) have you taken barbiturates on your own—that is, without a doctor telling you to take them . . . | | | | | | | | | | | | | | | | |
| B13A: . . . in your lifetime? | | | | | | | | | | | | | | | | |
| 1. 0 occasions | 90.5 | 89.6 | 91.4 | 88.7 | 98.1 | 92.1 | 91.0 | 88.1 | 92.2 | 91.6 | 86.0 | 100.0 | 100.0 | 86.6 | 58.5 | 34.9 |
| 2. 1-2 | 3.3 | 3.4 | 3.3 | 3.9 | 0.6 | 2.9 | 3.1 | 3.9 | 3.0 | 3.2 | 3.9 | - | - | 13.4 | 10.0 | 13.0 |
| 3. 3-5 | 2.0 | 2.4 | 1.7 | 2.3 | 0.4 | 1.7 | 2.1 | 2.3 | 1.9 | 1.8 | 3.2 | - | - | - | 11.0 | 11.0 |
| 4. 6-9 | 1.3 | 1.3 | 1.2 | 1.6 | 0.4 | 1.0 | 1.1 | 1.8 | 0.9 | 1.1 | 2.0 | - | - | - | 6.1 | 14.3 |
| 5. 10-19 | 1.1 | 1.2 | 1.0 | 1.5 | 0.2 | 1.0 | 1.1 | 1.5 | 0.6 | 0.9 | 2.1 | - | - | - | 5.8 | 8.4 |
| 6. 20-39 | 0.7 | 0.9 | 0.6 | 0.9 | 0.1 | 0.7 | 0.7 | 0.8 | 0.6 | 0.6 | 1.1 | - | - | - | 3.7 | 5.3 |
| 7. 40 or more | 1.1 | 1.3 | 0.7 | 1.2 | 0.2 | 0.6 | 0.9 | 1.6 | 0.9 | 0.9 | 1.6 | - | - | - | 4.9 | 13.2 |
| <i>Item 1040 Subject A01a</i> | <i>N</i> | <i>12961</i> | <i>5907</i> | <i>6624</i> | <i>8315</i> | <i>2468</i> | <i>3301</i> | <i>4368</i> | <i>2824</i> | <i>9776</i> | <i>2456</i> | <i>6022</i> | <i>2994</i> | <i>1359</i> | <i>2203</i> | <i>209</i> |
| B13B: . . . during the last 12 months? | | | | | | | | | | | | | | | | |
| 1. 0 occasions | 93.3 | 92.6 | 94.1 | 91.9 | 98.8 | 94.1 | 93.6 | 91.6 | 94.9 | 94.0 | 90.2 | 100.0 | 100.0 | 94.2 | 68.6 | 51.2 |
| 2. 1-2 | 2.9 | 3.2 | 2.7 | 3.4 | 0.5 | 2.6 | 3.0 | 3.1 | 2.9 | 2.8 | 3.6 | - | - | 5.8 | 12.2 | 16.9 |
| 3. 3-5 | 1.4 | 1.5 | 1.2 | 1.7 | 0.2 | 1.4 | 1.2 | 2.0 | 0.6 | 1.1 | 2.3 | - | - | - | 7.5 | 8.0 |
| 4. 6-9 | 0.8 | 0.9 | 0.7 | 1.1 | 0.3 | 0.6 | 0.8 | 1.3 | 0.4 | 0.6 | 1.8 | - | - | - | 4.1 | 8.6 |
| 5. 10-19 | 0.8 | 0.9 | 0.7 | 1.0 | 0.1 | 0.7 | 0.8 | 1.0 | 0.6 | 0.7 | 1.0 | - | - | - | 4.1 | 5.7 |
| 6. 20-39 | 0.3 | 0.4 | 0.2 | 0.4 | - | 0.3 | 0.3 | 0.6 | 0.1 | 0.3 | 0.5 | - | - | - | 1.5 | 4.9 |
| 7. 40 or more | 0.4 | 0.4 | 0.4 | 0.5 | 0.1 | 0.3 | 0.4 | 0.5 | 0.5 | 0.4 | 0.6 | - | - | - | 2.1 | 4.8 |
| <i>Item 1050 Subject A01b</i> | <i>N</i> | <i>12957</i> | <i>5905</i> | <i>6623</i> | <i>8314</i> | <i>2470</i> | <i>3302</i> | <i>4365</i> | <i>2819</i> | <i>9777</i> | <i>2451</i> | <i>6024</i> | <i>2995</i> | <i>1359</i> | <i>2199</i> | <i>205</i> |
| B13C: . . . during the last 30 days? | | | | | | | | | | | | | | | | |
| 1. 0 occasions | 96.8 | 96.5 | 97.3 | 96.2 | 99.3 | 97.0 | 97.4 | 95.8 | 97.4 | 97.3 | 95.1 | 100.0 | 100.0 | 98.8 | 84.8 | 67.2 |
| 2. 1-2 | 1.6 | 1.8 | 1.4 | 2.0 | 0.3 | 1.6 | 1.2 | 2.3 | 1.1 | 1.4 | 2.7 | - | - | 1.2 | 7.5 | 15.0 |
| 3. 3-5 | 0.7 | 0.8 | 0.5 | 0.7 | 0.2 | 0.9 | 0.5 | 0.8 | 0.5 | 0.5 | 1.1 | - | - | - | 3.3 | 6.6 |
| 4. 6-9 | 0.4 | 0.5 | 0.3 | 0.5 | 0.2 | 0.3 | 0.5 | 0.6 | 0.2 | 0.3 | 0.7 | - | - | - | 2.0 | 5.1 |
| 5. 10-19 | 0.3 | 0.3 | 0.4 | 0.4 | - | 0.2 | 0.2 | 0.4 | 0.4 | 0.3 | 0.3 | - | - | - | 1.5 | 3.9 |
| 6. 20-39 | 0.1 | 0.1 | 0.1 | 0.1 | - | 0.1 | 0.1 | * | 0.2 | 0.1 | 0.2 | - | - | - | 0.6 | 0.7 |
| 7. 40 or more | 0.1 | 0.1 | 0.1 | 0.1 | - | * | 0.1 | 0.1 | * | 0.1 | * | - | - | - | 0.3 | 1.4 |
| <i>Item 1060 Subject A01c</i> | <i>N</i> | <i>12951</i> | <i>5904</i> | <i>6619</i> | <i>8311</i> | <i>2468</i> | <i>3300</i> | <i>4363</i> | <i>2819</i> | <i>9775</i> | <i>2450</i> | <i>6023</i> | <i>2995</i> | <i>1357</i> | <i>2198</i> | <i>204</i> |
| In 2001 the question text was changed in half of the questionnaire forms. In the list of examples Miltown was replaced with Xanax. In 2002, the remaining forms were changed. Data presented here are based on responses to the changed question version. | | | | | | | | | | | | | | | | |

* = less than .05 percent.

DESCRIPTIVE RESULTS: 2002

37

| QUESTIONNAIRE FORM 1-6 2002 | TOTAL | SEX | | RACE | | REGION | | | | COLLEGE PLANS? | | ILLCIT DRUG USE: LIFETIME | | | | |
|---|----------------|--------------|--------------|--------------|--------------|--------------|--------------|--------------|--------------|-------------------|--------------|---------------------------|------------------------|--------------|---------------|--------------------|
| | | M | F | White | Black | NE | NC | S | W | Yes | No | None | Mari- juana Only | Few Pills | More Pills | Any Her- oin |
| <i>N (Weighted No. of Cases):</i> <i>% of Weighted Total:</i> | 13544 100.0 | 5992 44.2 | 6679 49.3 | 8396 62.0 | 1443 10.7 | 2641 19.5 | 3407 25.2 | 4534 33.5 | 2961 21.9 | 9908 73.2 | 2492 18.4 | 6120 45.2 | 3050 22.5 | 1383 10.2 | 2238 16.5 | 219 1.6 |
| B14: Tranquilizers are sometimes prescribed by doctors to calm people down, quiet their nerves, or relax their muscles. Librium, Valium, and Xanax are all tranquilizers. On how many occasions (if any) have you taken tranquilizers on your own—that is, without a doctor telling you to take them . . . | | | | | | | | | | | | | | | | |
| B14A: . . . in your lifetime? | | | | | | | | | | | | | | | | |
| 1. 0 occasions | 88.6 | 88.0 | 89.5 | 86.4 | 97.9 | 90.2 | 90.5 | 84.4 | 91.3 | 89.7 | 84.5 | 100.0 | 100.0 | 77.5 | 53.2 | 32.3 |
| 2. 1-2 | 4.9 | 4.6 | 5.2 | 5.7 | 1.0 | 4.2 | 4.2 | 6.0 | 4.8 | 4.6 | 6.7 | - | - | 22.5 | 13.6 | 15.2 |
| 3. 3-5 | 2.3 | 2.7 | 1.8 | 2.6 | 0.6 | 2.4 | 1.9 | 2.9 | 1.7 | 2.1 | 2.3 | - | - | - | 12.4 | 9.3 |
| 4. 6-9 | 1.0 | 1.2 | 0.9 | 1.3 | 0.1 | 1.1 | 1.1 | 1.3 | 0.5 | 0.9 | 1.5 | - | - | - | 5.4 | 7.4 |
| 5. 10-19 | 1.2 | 1.2 | 1.1 | 1.6 | 0.2 | 0.8 | 0.8 | 2.1 | 0.7 | 1.0 | 2.1 | - | - | - | 6.4 | 9.9 |
| 6. 20-39 | 0.8 | 0.9 | 0.7 | 1.1 | 0.1 | 0.8 | 0.4 | 1.3 | 0.5 | 0.8 | 1.0 | - | - | - | 3.8 | 10.1 |
| 7. 40 or more | 1.1 | 1.4 | 0.8 | 1.5 | 0.1 | 0.6 | 1.1 | 1.9 | 0.5 | 0.9 | 1.9 | - | - | - | 5.2 | 15.8 |
| <i>Item 1070 Subject A01a</i> | <i>N 12954</i> | <i>5914</i> | <i>6626</i> | <i>8326</i> | <i>1416</i> | <i>2469</i> | <i>3305</i> | <i>4360</i> | <i>2820</i> | <i>9788</i> | <i>2451</i> | <i>6018</i> | <i>2984</i> | <i>1363</i> | <i>2199</i> | <i>213</i> |
| B14B: . . . during the last 12 months? | | | | | | | | | | | | | | | | |
| 1. 0 occasions | 92.3 | 91.6 | 93.1 | 90.6 | 99.0 | 93.2 | 93.5 | 89.6 | 94.2 | 92.9 | 90.1 | 100.0 | 100.0 | 90.2 | 65.4 | 47.7 |
| 2. 1-2 | 3.7 | 3.9 | 3.5 | 4.2 | 0.5 | 3.6 | 3.1 | 4.2 | 3.6 | 3.5 | 4.4 | - | - | 9.8 | 14.5 | 13.0 |
| 3. 3-5 | 1.5 | 1.6 | 1.3 | 1.8 | 0.3 | 1.3 | 1.3 | 2.0 | 0.9 | 1.3 | 1.7 | - | - | - | 7.6 | 10.9 |
| 4. 6-9 | 0.9 | 1.0 | 0.8 | 1.2 | - | 0.8 | 0.8 | 1.4 | 0.5 | 0.9 | 1.2 | - | - | - | 4.7 | 7.9 |
| 5. 10-19 | 0.8 | 1.1 | 0.5 | 1.1 | 0.1 | 0.4 | 0.6 | 1.5 | 0.5 | 0.7 | 1.1 | - | - | - | 4.1 | 8.7 |
| 6. 20-39 | 0.4 | 0.5 | 0.4 | 0.6 | - | 0.5 | 0.2 | 0.9 | 0.1 | 0.4 | 0.7 | - | - | - | 2.1 | 5.8 |
| 7. 40 or more | 0.4 | 0.4 | 0.3 | 0.5 | - | 0.3 | 0.5 | 0.5 | 0.2 | 0.3 | 0.7 | - | - | - | 1.6 | 6.1 |
| <i>Item 1080 Subject A01b</i> | <i>N 12944</i> | <i>5908</i> | <i>6624</i> | <i>8318</i> | <i>1417</i> | <i>2470</i> | <i>3303</i> | <i>4355</i> | <i>2816</i> | <i>9788</i> | <i>2445</i> | <i>6021</i> | <i>2984</i> | <i>1363</i> | <i>2192</i> | <i>206</i> |
| B14C: . . . during the last 30 days? | | | | | | | | | | | | | | | | |
| 1. 0 occasions | 96.7 | 96.5 | 97.1 | 95.9 | 99.5 | 97.3 | 97.7 | 94.7 | 98.0 | 97.0 | 95.5 | 100.0 | 100.0 | 97.8 | 85.0 | 64.8 |
| 2. 1-2 | 1.8 | 1.7 | 1.8 | 2.2 | 0.2 | 1.8 | 1.3 | 2.6 | 1.3 | 1.7 | 2.4 | - | - | 2.2 | 8.0 | 14.1 |
| 3. 3-5 | 0.7 | 1.0 | 0.5 | 1.0 | 0.2 | 0.3 | 0.4 | 1.4 | 0.4 | 0.7 | 0.8 | - | - | - | 3.6 | 7.2 |
| 4. 6-9 | 0.4 | 0.4 | 0.2 | 0.5 | - | 0.2 | 0.3 | 0.7 | 0.1 | 0.2 | 0.8 | - | - | - | 1.5 | 6.4 |
| 5. 10-19 | 0.3 | 0.3 | 0.3 | 0.3 | 0.1 | 0.3 | 0.2 | 0.4 | 0.1 | 0.3 | 0.4 | - | - | - | 1.2 | 4.4 |
| 6. 20-39 | 0.1 | 0.1 | 0.1 | 0.1 | - | 0.1 | 0.2 | 0.1 | - | 0.1 | 0.1 | - | - | - | 0.5 | 1.4 |
| 7. 40 or more | 0.1 | * | 0.1 | * | - | 0.1 | * | * | 0.1 | * | 0.1 | - | - | - | 0.2 | 1.6 |
| <i>Item 1090 Subject A01c</i> | <i>N 12937</i> | <i>5906</i> | <i>6620</i> | <i>8316</i> | <i>1416</i> | <i>2470</i> | <i>3301</i> | <i>4352</i> | <i>2814</i> | <i>9785</i> | <i>2444</i> | <i>6021</i> | <i>2984</i> | <i>1362</i> | <i>2189</i> | <i>204</i> |
| B15: On how many occasions (if any) have you used heroin . . . | | | | | | | | | | | | | | | | |
| B15A: . . . in your lifetime? | | | | | | | | | | | | | | | | |
| 1. 0 occasions | 98.3 | 98.2 | 98.5 | 98.3 | 99.0 | 98.5 | 98.3 | 97.9 | 98.9 | 98.8 | 96.5 | 100.0 | 100.0 | 100.0 | 100.0 | - |
| 2. 1-2 | 0.8 | 0.8 | 0.8 | 0.9 | 0.2 | 0.6 | 0.7 | 1.0 | 0.8 | 0.7 | 1.4 | - | - | - | - | 47.7 |
| 3. 3-5 | 0.3 | 0.4 | 0.3 | 0.4 | 0.1 | 0.4 | 0.3 | 0.4 | 0.2 | 0.3 | 0.5 | - | - | - | - | 19.8 |
| 4. 6-9 | 0.2 | 0.2 | 0.2 | 0.1 | 0.4 | 0.2 | 0.3 | 0.2 | * | 0.1 | 0.4 | - | - | - | - | 11.1 |
| 5. 10-19 | 0.1 | 0.1 | 0.1 | * | * | * | 0.2 | 0.1 | - | * | 0.3 | - | - | - | - | 5.3 |
| 6. 20-39 | 0.1 | 0.1 | * | 0.1 | 0.1 | 0.1 | * | 0.1 | * | * | 0.2 | - | - | - | - | 3.2 |
| 7. 40 or more | 0.2 | 0.2 | 0.2 | 0.1 | 0.3 | 0.3 | 0.3 | 0.2 | 0.1 | 0.1 | 0.6 | - | - | - | - | 12.9 |
| <i>Item 1100 Subject A01a</i> | <i>N 12943</i> | <i>5920</i> | <i>6633</i> | <i>8338</i> | <i>1418</i> | <i>2473</i> | <i>3309</i> | <i>4358</i> | <i>2803</i> | <i>9790</i> | <i>2459</i> | <i>6019</i> | <i>2984</i> | <i>1358</i> | <i>2188</i> | <i>217</i> |
| B15B: . . . during the last 12 months? | | | | | | | | | | | | | | | | |
| 1. 0 occasions | 99.0 | 98.9 | 99.2 | 99.0 | 99.3 | 98.8 | 99.0 | 98.8 | 99.5 | 99.3 | 97.7 | 100.0 | 100.0 | 100.0 | 100.0 | 39.9 |
| 2. 1-2 | 0.5 | 0.5 | 0.5 | 0.6 | 0.3 | 0.5 | 0.4 | 0.6 | 0.3 | 0.4 | 0.9 | - | - | - | - | 28.5 |
| 3. 3-5 | 0.2 | 0.2 | 0.1 | 0.2 | * | 0.3 | 0.1 | 0.2 | 0.1 | 0.1 | 0.4 | - | - | - | - | 11.1 |
| 4. 6-9 | 0.1 | 0.1 | * | 0.1 | 0.1 | * | 0.2 | 0.1 | * | * | 0.4 | - | - | - | - | 6.1 |
| 5. 10-19 | 0.1 | 0.1 | * | 0.1 | - | * | 0.1 | 0.1 | - | * | 0.2 | - | - | - | - | 3.9 |
| 6. 20-39 | 0.1 | * | 0.1 | * | 0.1 | 0.1 | - | 0.1 | - | * | 0.1 | - | - | - | - | 3.5 |
| 7. 40 or more | 0.1 | 0.1 | 0.1 | 0.1 | 0.2 | 0.2 | 0.2 | 0.1 | * | * | 0.4 | - | - | - | - | 7.1 |
| <i>Item 1110 Subject A01b</i> | <i>N 12941</i> | <i>5920</i> | <i>6631</i> | <i>8338</i> | <i>1418</i> | <i>2473</i> | <i>3310</i> | <i>4355</i> | <i>2803</i> | <i>9787</i> | <i>2460</i> | <i>6020</i> | <i>2984</i> | <i>1358</i> | <i>2188</i> | <i>214</i> |

*=less than .05 percent.

MONITORING THE FUTURE

| QUESTIONNAIRE FORM 1-6 2002 | TOTAL | SEX | | RACE | | REGION | | | | COLLEGE PLANS? | | ILLCIT DRUG USE: LIFETIME | | | | |
|---|----------------|------|------|-------|-------|--------|------|------|------|-------------------|------|---------------------------|------------------------|--------------|---------------|--------------------|
| | | M | F | White | Black | NE | NC | S | W | Yes | No | None | Mari- juana Only | Few Pills | More Pills | Any Her- oin |
| <i>N (Weighted No. of Cases):</i> | 13544 | 5992 | 6679 | 8396 | 1443 | 2641 | 3407 | 4534 | 2961 | 9908 | 2492 | 6120 | 3050 | 1383 | 2238 | 219 |
| <i>% of Weighted Total:</i> | 100.0 | 44.2 | 49.3 | 62.0 | 10.7 | 19.5 | 25.2 | 33.5 | 21.9 | 73.2 | 18.4 | 45.2 | 22.5 | 10.2 | 16.5 | 1.6 |
| B15C: . . . during the last 30 days? | | | | | | | | | | | | | | | | |
| 1. 0 occasions | 99.5 | 99.4 | 99.6 | 99.5 | 99.5 | 99.4 | 99.4 | 99.4 | 99.7 | 99.7 | 98.6 | 100.0 | 100.0 | 100.0 | 100.0 | 68.4 |
| 2. 1-2 | 0.3 | 0.2 | 0.3 | 0.3 | - | 0.2 | 0.2 | 0.3 | 0.2 | 0.2 | 0.6 | - | - | - | - | 15.6 |
| 3. 3-5 | * | 0.1 | * | 0.1 | * | 0.1 | 0.1 | * | * | * | 0.2 | - | - | - | - | 3.0 |
| 4. 6-9 | 0.1 | 0.1 | * | 0.1 | 0.1 | * | 0.2 | 0.1 | - | * | 0.2 | - | - | - | - | 4.5 |
| 5. 10-19 | 0.1 | * | 0.1 | * | - | 0.1 | 0.1 | 0.1 | * | * | 0.1 | - | - | - | - | 3.6 |
| 6. 20-39 | * | * | * | * | 0.1 | 0.1 | 0.1 | - | - | * | * | - | - | - | - | 1.5 |
| 7. 40 or more | 0.1 | * | 0.1 | * | 0.2 | 0.1 | 0.1 | 0.1 | - | * | 0.3 | - | - | - | - | 3.4 |
| <i>Item 1120 Subject A01c</i> | <i>N</i> 12941 | 5922 | 6631 | 8338 | 1418 | 2474 | 3310 | 4356 | 2803 | 9788 | 2461 | 6019 | 2984 | 1358 | 2189 | 214 |
| B15: (FORMS 2, 5, AND 6 ONLY) On how many occasions (if any) have you taken heroin using a needle . . . | | | | | | | | | | | | | | | | |
| B15D: . . . in your lifetime? | | | | | | | | | | | | | | | | |
| 1. 0 occasions | 99.2 | 99.1 | 99.4 | 99.4 | 99.5 | 99.2 | 98.9 | 99.5 | 99.3 | 99.4 | 98.7 | 100.0 | 100.0 | 100.0 | 100.0 | 59.2 |
| 2. 1-2 | 0.4 | 0.4 | 0.3 | 0.4 | - | 0.3 | 0.4 | 0.2 | 0.5 | 0.3 | 0.5 | - | - | - | - | 18.8 |
| 3. 3-5 | 0.1 | 0.1 | 0.1 | 0.1 | 0.2 | 0.1 | 0.2 | * | 0.1 | 0.1 | * | - | - | - | - | 4.9 |
| 4. 6-9 | 0.1 | 0.1 | * | * | - | - | 0.2 | * | * | 0.1 | 0.1 | - | - | - | - | 4.4 |
| 5. 10-19 | 0.1 | 0.1 | - | * | 0.1 | - | 0.2 | * | 0.1 | * | 0.2 | - | - | - | - | 3.4 |
| 6. 20-39 | * | * | * | * | 0.2 | 0.1 | * | - | - | - | 0.1 | - | - | - | - | 1.1 |
| 7. 40 or more | 0.2 | 0.2 | 0.1 | 0.1 | 0.1 | 0.3 | 0.1 | 0.2 | - | 0.1 | 0.3 | - | - | - | - | 8.2 |
| <i>Item 29630 Subject A01a</i> | <i>N</i> 6554 | 3075 | 3321 | 4237 | 720 | 1243 | 1676 | 2201 | 1434 | 4995 | 1264 | 3025 | 1531 | 660 | 1141 | 122 |
| B15E: . . . during the last 12 months? | | | | | | | | | | | | | | | | |
| 1. 0 occasions | 99.6 | 99.5 | 99.8 | 99.8 | 99.8 | 99.5 | 99.4 | 99.7 | 99.8 | 99.7 | 99.1 | 100.0 | 100.0 | 100.0 | 100.0 | 78.5 |
| 2. 1-2 | 0.1 | 0.2 | 0.1 | 0.1 | - | 0.2 | 0.2 | - | 0.1 | 0.1 | 0.1 | - | - | - | - | 6.4 |
| 3. 3-5 | 0.1 | 0.1 | - | * | 0.1 | 0.1 | 0.1 | * | * | * | 0.2 | - | - | - | - | 3.1 |
| 4. 6-9 | 0.1 | 0.1 | - | * | - | - | 0.2 | * | - | * | 0.2 | - | - | - | - | 4.2 |
| 5. 10-19 | * | * | - | * | - | - | * | - | 0.1 | - | 0.1 | - | - | - | - | 0.9 |
| 6. 20-39 | 0.1 | - | 0.1 | - | 0.2 | 0.1 | - | 0.1 | - | 0.1 | 0.1 | - | - | - | - | 3.4 |
| 7. 40 or more | 0.1 | 0.1 | * | * | - | 0.2 | - | 0.1 | - | * | 0.2 | - | - | - | - | 3.4 |
| <i>Item 29640 Subject A01b</i> | <i>N</i> 6553 | 3073 | 3322 | 4237 | 719 | 1246 | 1675 | 2199 | 1433 | 4994 | 1264 | 3026 | 1531 | 660 | 1143 | 118 |
| B15F: . . . during the last 30 days? | | | | | | | | | | | | | | | | |
| 1. 0 occasions | 99.7 | 99.7 | 99.9 | 99.9 | 99.8 | 99.5 | 99.7 | 99.7 | 99.9 | 99.8 | 99.3 | 100.0 | 100.0 | 100.0 | 100.0 | 84.6 |
| 2. 1-2 | 0.1 | 0.1 | 0.1 | * | - | 0.2 | - | 0.1 | * | 0.1 | - | - | - | - | - | 4.7 |
| 3. 3-5 | 0.1 | 0.1 | - | 0.1 | 0.1 | 0.1 | 0.1 | * | 0.1 | * | 0.2 | - | - | - | - | 3.1 |
| 4. 6-9 | 0.1 | * | - | * | - | - | 0.2 | * | - | * | 0.2 | - | - | - | - | 3.8 |
| 5. 10-19 | * | * | - | * | - | - | - | * | - | * | - | - | - | - | - | 0.8 |
| 6. 20-39 | * | - | * | - | 0.2 | 0.1 | - | - | - | - | 0.1 | - | - | - | - | 1.0 |
| 7. 40 or more | * | 0.1 | - | - | - | 0.2 | - | * | - | - | 0.2 | - | - | - | - | 2.0 |
| <i>Item 29650 Subject A01c</i> | <i>N</i> 6555 | 3074 | 3323 | 4238 | 719 | 1246 | 1676 | 2199 | 1433 | 4995 | 1266 | 3026 | 1532 | 660 | 1143 | 119 |
| B15: (FORMS 2, 5, AND 6 ONLY) On how many occasions (if any) have you taken heroin WITHOUT using a needle... | | | | | | | | | | | | | | | | |
| B15G: . . . in your lifetime? | | | | | | | | | | | | | | | | |
| 1. 0 occasions | 98.4 | 98.2 | 98.6 | 98.4 | 99.2 | 98.6 | 98.3 | 97.8 | 99.2 | 99.0 | 96.4 | 100.0 | 100.0 | 100.0 | 100.0 | 15.0 |
| 2. 1-2 | 0.9 | 1.1 | 0.7 | 1.0 | 0.3 | 0.7 | 1.1 | 1.1 | 0.6 | 0.6 | 1.8 | - | - | - | - | 47.7 |
| 3. 3-5 | 0.3 | 0.3 | 0.4 | 0.4 | - | 0.3 | 0.2 | 0.6 | 0.1 | 0.3 | 0.5 | - | - | - | - | 16.9 |
| 4. 6-9 | 0.1 | * | 0.2 | 0.1 | 0.2 | 0.2 | 0.2 | 0.2 | - | * | 0.7 | - | - | - | - | 7.9 |
| 5. 10-19 | * | * | * | * | - | - | 0.1 | * | - | * | - | - | - | - | - | 1.5 |
| 6. 20-39 | 0.1 | 0.1 | * | 0.1 | - | - | 0.1 | 0.1 | 0.1 | * | 0.2 | - | - | - | - | 3.4 |
| 7. 40 or more | 0.1 | 0.2 | 0.1 | 0.1 | 0.3 | 0.2 | 0.2 | 0.2 | - | * | 0.4 | - | - | - | - | 7.6 |
| <i>Item 29660 Subject A01a</i> | <i>N</i> 6563 | 3086 | 3327 | 4250 | 725 | 1249 | 1678 | 2207 | 1428 | 4995 | 1273 | 3025 | 1539 | 657 | 1144 | 123 |
| B15H: . . . during the last 12 months? | | | | | | | | | | | | | | | | |
| 1. 0 occasions | 99.2 | 99.1 | 99.3 | 99.1 | 99.5 | 98.9 | 99.1 | 99.1 | 99.6 | 99.6 | 97.8 | 100.0 | 100.0 | 100.0 | 100.0 | 55.1 |
| 2. 1-2 | 0.4 | 0.4 | 0.4 | 0.5 | - | 0.7 | 0.4 | 0.4 | 0.3 | 0.3 | 1.1 | - | - | - | - | 23.9 |
| 3. 3-5 | 0.1 | 0.1 | * | 0.1 | - | 0.1 | * | 0.2 | - | 0.1 | 0.1 | - | - | - | - | 4.6 |
| 4. 6-9 | 0.1 | * | 0.1 | 0.1 | 0.2 | 0.1 | 0.2 | * | - | * | 0.4 | - | - | - | - | 4.5 |
| 5. 10-19 | * | * | 0.1 | 0.1 | - | - | 0.1 | * | - | 0.1 | - | - | - | - | - | 2.7 |
| 6. 20-39 | 0.1 | 0.1 | - | 0.1 | - | - | - | 0.1 | 0.1 | * | 0.2 | - | - | - | - | 3.2 |
| 7. 40 or more | 0.1 | 0.1 | 0.1 | 0.1 | 0.3 | 0.2 | 0.1 | 0.1 | - | - | 0.4 | - | - | - | - | 5.9 |
| <i>Item 29670 Subject A01b</i> | <i>N</i> 6560 | 3085 | 3327 | 4248 | 723 | 1249 | 1678 | 2204 | 1429 | 4993 | 1273 | 3025 | 1539 | 657 | 1144 | 120 |

* = less than .05 percent.

| QUESTIONNAIRE FORM 1-6 2002 | TOTAL | SEX | | RACE | | REGION | | | | COLLEGE PLANS? | | ILLICIT DRUG USE: LIFETIME | | | | |
|---|----------------|------|------|-------|-------|--------|------|------|------|-------------------|------|----------------------------|------------------------|--------------|---------------|--------------------|
| | | M | F | White | Black | NE | NC | S | W | Yes | No | None | Mari- juana Only | Few Pills | More Pills | Any Her- oin |
| <i>N (Weighted No. of Cases):</i> | 13544 | 5992 | 6679 | 8396 | 1443 | 2641 | 3407 | 4534 | 2961 | 9908 | 2492 | 6120 | 3050 | 1383 | 2238 | 219 |
| <i>% of Weighted Total:</i> | 100.0 | 44.2 | 49.3 | 62.0 | 10.7 | 19.5 | 25.2 | 33.5 | 21.9 | 73.2 | 18.4 | 45.2 | 22.5 | 10.2 | 16.5 | 1.6 |
| B15: . . . during the last 30 days? | | | | | | | | | | | | | | | | |
| 1. 0 occasions | 99.5 | 99.6 | 99.5 | 99.5 | 99.5 | 99.6 | 99.5 | 99.3 | 99.8 | 99.8 | 98.6 | 100.0 | 100.0 | 100.0 | 100.0 | 74.2 |
| 2. 1-2 | 0.3 | 0.2 | 0.4 | 0.4 | - | 0.1 | 0.3 | 0.4 | 0.1 | 0.2 | 0.7 | - | - | - | - | 14.6 |
| 3. 3-5 | - | - | - | - | - | - | - | - | - | - | - | - | - | - | - | - |
| 4. 6-9 | 0.1 | 0.1 | 0.1 | 0.1 | 0.2 | 0.1 | * | 0.1 | 0.1 | * | 0.4 | - | - | - | - | 4.7 |
| 5. 10-19 | * | * | * | * | - | - | 0.1 | * | - | * | - | - | - | - | - | 1.1 |
| 6. 20-39 | * | 0.1 | - | * | - | - | 0.1 | - | - | - | - | - | - | - | - | 1.4 |
| 7. 40 or more | 0.1 | 0.1 | 0.1 | - | 0.3 | 0.2 | - | 0.1 | - | - | 0.4 | - | - | - | - | 4.0 |
| <i>Item 29680 Subject A01c</i> | <i>N</i> 6561 | 3086 | 3327 | 4250 | 723 | 1249 | 1679 | 2204 | 1428 | 4995 | 1273 | 3025 | 1539 | 658 | 1144 | 121 |
| In 2002 the question text was changed in half of the questionnaire forms. In the list of examples Paregoric, Talwin, and Laudanum were replaced with Vicodin, OxyContin, Percocet, Percodan, and Dilaudid in Form 1 and with Vicodin, OxyContin, and Percocet in Forms 2 and 4. Data presented here are based on a combination of responses to all question versions. | | | | | | | | | | | | | | | | |
| B16: There are a number of narcotics other than heroin, such as methadone, opium, morphine, codeine, demerol, paregoric, talwin, and laudanum. These are sometimes prescribed by doctors. | | | | | | | | | | | | | | | | |
| On how many occasions (if any) have you taken narcotics other than heroin on your own—that is, without a doctor telling you to take them . . . | | | | | | | | | | | | | | | | |
| B16A: . . . in your lifetime? | | | | | | | | | | | | | | | | |
| 1. 0 occasions | 87.8 | 85.7 | 89.7 | 84.8 | 97.9 | 86.8 | 87.4 | 87.8 | 89.0 | 88.7 | 84.2 | 100.0 | 100.0 | 78.3 | 48.3 | 24.3 |
| 2. 1-2 | 4.6 | 4.8 | 4.5 | 5.6 | 0.9 | 4.5 | 5.2 | 4.3 | 4.7 | 4.5 | 5.8 | - | - | 21.7 | 12.4 | 16.6 |
| 3. 3-5 | 2.4 | 2.6 | 2.2 | 3.1 | 0.3 | 2.7 | 2.8 | 2.2 | 2.1 | 2.3 | 2.9 | - | - | - | 13.1 | 13.2 |
| 4. 6-9 | 1.6 | 1.7 | 1.3 | 1.9 | 0.1 | 2.0 | 1.1 | 1.7 | 1.5 | 1.5 | 1.8 | - | - | - | 8.2 | 10.3 |
| 5. 10-19 | 1.5 | 2.2 | 0.9 | 1.9 | 0.3 | 1.9 | 1.3 | 1.7 | 1.0 | 1.4 | 1.9 | - | - | - | 7.8 | 12.0 |
| 6. 20-39 | 0.9 | 1.3 | 0.6 | 1.2 | 0.1 | 1.0 | 0.8 | 1.2 | 0.7 | 0.7 | 1.5 | - | - | - | 4.7 | 7.5 |
| 7. 40 or more | 1.2 | 1.7 | 0.7 | 1.5 | 0.4 | 1.1 | 1.5 | 1.1 | 1.0 | 1.0 | 2.0 | - | - | - | 5.5 | 16.1 |
| <i>Item 1130 Subject A01a</i> | <i>N</i> 12865 | 5898 | 6618 | 8311 | 1411 | 2455 | 3286 | 4336 | 2787 | 9751 | 2441 | 5990 | 2964 | 1354 | 2179 | 205 |
| B16B: . . . during the last 12 months? | | | | | | | | | | | | | | | | |
| 1. 0 occasions | 91.6 | 89.9 | 93.2 | 89.3 | 98.8 | 90.0 | 91.7 | 91.8 | 92.4 | 92.2 | 89.3 | 100.0 | 100.0 | 89.2 | 62.0 | 44.4 |
| 2. 1-2 | 3.8 | 4.1 | 3.6 | 4.7 | 0.4 | 4.1 | 4.0 | 3.4 | 4.1 | 3.7 | 4.3 | - | - | 10.8 | 14.5 | 16.1 |
| 3. 3-5 | 1.6 | 1.9 | 1.3 | 2.2 | 0.2 | 2.4 | 1.5 | 1.6 | 1.0 | 1.4 | 2.2 | - | - | - | 8.6 | 9.9 |
| 4. 6-9 | 1.1 | 1.4 | 0.9 | 1.3 | * | 1.4 | 0.9 | 1.2 | 1.0 | 1.0 | 1.5 | - | - | - | 5.5 | 11.8 |
| 5. 10-19 | 0.8 | 1.2 | 0.6 | 1.1 | 0.1 | 0.9 | 0.8 | 0.9 | 0.7 | 0.7 | 1.2 | - | - | - | 4.6 | 4.5 |
| 6. 20-39 | 0.5 | 0.7 | 0.2 | 0.6 | - | 0.5 | 0.5 | 0.5 | 0.4 | 0.4 | 0.7 | - | - | - | 2.3 | 4.7 |
| 7. 40 or more | 0.5 | 0.8 | 0.3 | 0.7 | 0.4 | 0.8 | 0.5 | 0.5 | 0.4 | 0.5 | 0.9 | - | - | - | 2.4 | 8.6 |
| <i>Item 1140 Subject A01b</i> | <i>N</i> 12859 | 5892 | 6619 | 8307 | 1409 | 2454 | 3285 | 4333 | 2786 | 9749 | 2439 | 5992 | 2964 | 1352 | 2174 | 204 |
| B16C: . . . during the last 30 days? | | | | | | | | | | | | | | | | |
| 1. 0 occasions | 96.5 | 95.6 | 97.4 | 95.4 | 99.3 | 95.7 | 96.6 | 96.4 | 97.4 | 97.0 | 95.2 | 100.0 | 100.0 | 98.3 | 83.8 | 64.3 |
| 2. 1-2 | 1.8 | 2.1 | 1.6 | 2.3 | 0.2 | 2.6 | 1.6 | 1.7 | 1.6 | 1.6 | 2.2 | - | - | 1.7 | 8.5 | 13.4 |
| 3. 3-5 | 0.7 | 1.0 | 0.4 | 1.0 | 0.1 | 0.5 | 0.9 | 1.0 | 0.4 | 0.6 | 1.3 | - | - | - | 3.3 | 11.1 |
| 4. 6-9 | 0.5 | 0.7 | 0.2 | 0.7 | - | 0.5 | 0.6 | 0.5 | 0.2 | 0.5 | 0.5 | - | - | - | 2.4 | 5.2 |
| 5. 10-19 | 0.2 | 0.3 | 0.2 | 0.3 | 0.1 | 0.2 | 0.3 | 0.2 | 0.2 | 0.2 | 0.2 | - | - | - | 1.1 | 2.7 |
| 6. 20-39 | 0.1 | 0.1 | * | 0.1 | - | 0.2 | 0.1 | * | 0.1 | 0.1 | 0.1 | - | - | - | 0.4 | 0.5 |
| 7. 40 or more | 0.1 | 0.2 | 0.1 | 0.1 | 0.3 | 0.3 | 0.1 | 0.2 | * | 0.1 | 0.4 | - | - | - | 0.6 | 2.8 |
| <i>Item 1150 Subject A01c</i> | <i>N</i> 12858 | 5893 | 6617 | 8307 | 1408 | 2454 | 3284 | 4331 | 2789 | 9745 | 2441 | 5994 | 2964 | 1350 | 2174 | 201 |
| B17: (FORMS 2, 3 and 5 ONLY) On how many occasions (if any) have you sniffed glue, or breathed the contents of aerosol spray cans, or inhaled any other gases or sprays in order to get high . . . | | | | | | | | | | | | | | | | |

MONITORING THE FUTURE

| QUESTIONNAIRE FORM 1-6 2002 | TOTAL | SEX | | RACE | | REGION | | | | COLLEGE PLANS? | | ILLICIT DRUG USE: LIFETIME | | | | |
|--|----------------|--------------|--------------|--------------|--------------|--------------|--------------|--------------|--------------|-------------------|--------------|----------------------------|------------------------|--------------|---------------|--------------------|
| | | M | F | White | Black | NE | NC | S | W | Yes | No | None | Mari- juana Only | Few Pills | More Pills | Any Her- oin |
| <i>N (Weighted No. of Cases):</i> <i>% of Weighted Total:</i> | 13544 100.0 | 5992 44.2 | 6679 49.3 | 8396 62.0 | 1443 10.7 | 2641 19.5 | 3407 25.2 | 4534 33.5 | 2961 21.9 | 9908 73.2 | 2492 18.4 | 6120 45.2 | 3050 22.5 | 1383 10.2 | 2238 16.5 | 219 1.6 |
| B17A: . . . in your lifetime? | | | | | | | | | | | | | | | | |
| 1. 0 occasions | 88.3 | 86.7 | 89.8 | 86.6 | 95.2 | 87.8 | 87.2 | 88.7 | 89.6 | 88.9 | 85.4 | 97.9 | 90.0 | 82.5 | 68.5 | 43.0 |
| 2. 1-2 | 6.1 | 6.4 | 5.9 | 7.1 | 2.0 | 5.5 | 6.2 | 6.4 | 5.9 | 6.1 | 6.6 | 1.5 | 7.1 | 10.9 | 13.3 | 15.1 |
| 3. 3-5 | 2.3 | 2.8 | 1.7 | 2.4 | 1.1 | 2.7 | 2.4 | 1.7 | 2.5 | 2.1 | 2.9 | 0.3 | 1.1 | 3.7 | 7.4 | 9.2 |
| 4. 6-9 | 1.2 | 1.3 | 1.1 | 1.5 | 0.5 | 1.2 | 1.6 | 1.1 | 0.7 | 0.9 | 2.2 | 0.1 | 0.9 | 1.1 | 3.4 | 9.8 |
| 5. 10-19 | 0.9 | 1.2 | 0.7 | 1.2 | 0.5 | 1.6 | 0.8 | 0.9 | 0.6 | 0.8 | 1.4 | * | 0.4 | 0.9 | 3.5 | 5.9 |
| 6. 20-39 | 0.4 | 0.5 | 0.4 | 0.5 | 0.1 | 0.5 | 0.7 | 0.2 | 0.4 | 0.4 | 0.5 | - | 0.2 | 0.3 | 1.5 | 6.0 |
| 7. 40 or more | 0.8 | 1.1 | 0.5 | 0.6 | 0.6 | 0.7 | 1.0 | 0.9 | 0.4 | 0.8 | 1.0 | 0.1 | 0.3 | 0.7 | 2.4 | 10.9 |
| <i>Item 1160 Subject A01a</i> | <i>N 6489</i> | <i>3063</i> | <i>3288</i> | <i>4237</i> | <i>699</i> | <i>1238</i> | <i>1656</i> | <i>2198</i> | <i>1398</i> | <i>4919</i> | <i>1266</i> | <i>2976</i> | <i>1480</i> | <i>691</i> | <i>1137</i> | <i>115</i> |
| B17B: . . . during the last 12 months? | | | | | | | | | | | | | | | | |
| 1. 0 occasions | 95.5 | 94.2 | 96.7 | 94.8 | 97.7 | 94.6 | 94.4 | 95.9 | 96.8 | 95.8 | 93.7 | 99.6 | 97.5 | 93.7 | 85.8 | 65.6 |
| 2. 1-2 | 2.5 | 3.2 | 2.0 | 3.1 | 1.0 | 3.2 | 3.1 | 2.3 | 1.6 | 2.4 | 3.5 | 0.2 | 1.7 | 4.6 | 7.7 | 11.7 |
| 3. 3-5 | 0.6 | 0.8 | 0.5 | 0.8 | 0.1 | 0.5 | 0.8 | 0.5 | 0.8 | 0.6 | 0.8 | 0.1 | 0.3 | 1.0 | 1.8 | 5.6 |
| 4. 6-9 | 0.5 | 0.7 | 0.3 | 0.6 | 0.5 | 0.7 | 0.5 | 0.5 | 0.3 | 0.4 | 0.8 | - | 0.2 | 0.3 | 2.0 | 3.4 |
| 5. 10-19 | 0.4 | 0.4 | 0.3 | 0.4 | 0.3 | 0.5 | 0.5 | 0.3 | 0.1 | 0.4 | 0.2 | * | 0.1 | 0.1 | 1.2 | 5.2 |
| 6. 20-39 | 0.2 | 0.3 | * | 0.2 | - | * | 0.4 | 0.2 | - | 0.1 | 0.4 | - | - | 0.1 | 0.5 | 3.4 |
| 7. 40 or more | 0.3 | 0.5 | 0.1 | 0.2 | 0.4 | 0.4 | 0.3 | 0.3 | 0.2 | 0.3 | 0.5 | * | 0.1 | 0.2 | 1.0 | 5.2 |
| <i>Item 1170 Subject A01b</i> | <i>N 6490</i> | <i>3063</i> | <i>3289</i> | <i>4234</i> | <i>698</i> | <i>1237</i> | <i>1656</i> | <i>2198</i> | <i>1399</i> | <i>4917</i> | <i>1266</i> | <i>2977</i> | <i>1479</i> | <i>691</i> | <i>1137</i> | <i>115</i> |
| B17C: . . . during the last 30 days? | | | | | | | | | | | | | | | | |
| 1. 0 occasions | 98.5 | 97.8 | 99.2 | 98.7 | 98.8 | 98.2 | 98.5 | 98.7 | 98.7 | 98.8 | 97.2 | 99.9 | 99.5 | 98.4 | 96.0 | 77.4 |
| 2. 1-2 | 0.7 | 1.0 | 0.5 | 0.8 | 0.3 | 1.0 | 0.7 | 0.7 | 0.7 | 0.6 | 1.4 | * | 0.3 | 1.4 | 2.0 | 7.4 |
| 3. 3-5 | 0.2 | 0.4 | 0.1 | 0.2 | 0.2 | 0.1 | 0.3 | 0.2 | 0.4 | 0.2 | 0.4 | * | 0.1 | - | 0.5 | 6.2 |
| 4. 6-9 | 0.2 | 0.2 | 0.1 | 0.2 | 0.1 | 0.3 | 0.3 | 0.1 | * | 0.2 | 0.2 | - | 0.1 | - | 0.8 | 1.0 |
| 5. 10-19 | 0.1 | 0.1 | * | * | 0.2 | 0.1 | 0.1 | 0.2 | 0.1 | 0.1 | 0.3 | * | - | - | 0.3 | 2.8 |
| 6. 20-39 | * | * | - | * | - | - | * | * | - | * | - | - | - | - | * | 0.4 |
| 7. 40 or more | 0.2 | 0.3 | 0.1 | 0.1 | 0.4 | 0.4 | 0.1 | 0.2 | 0.1 | 0.1 | 0.5 | - | 0.1 | 0.2 | 0.4 | 4.8 |
| <i>Item 1180 Subject A01c</i> | <i>N 6489</i> | <i>3062</i> | <i>3289</i> | <i>4234</i> | <i>698</i> | <i>1237</i> | <i>1656</i> | <i>2197</i> | <i>1399</i> | <i>4918</i> | <i>1265</i> | <i>2977</i> | <i>1479</i> | <i>691</i> | <i>1135</i> | <i>115</i> |
| B18: (FORMS 2 AND 6 ONLY) Steroids, or anabolic steroids, are sometimes prescribed by doctors to promote healing from certain types of injuries. Some athletes, and others, have used them to try to increase muscle development. On how many occasions (if any) have you taken steroids on your own—that is, without a doctor telling you to take them . . . | | | | | | | | | | | | | | | | |
| B18A: . . . in your lifetime? | | | | | | | | | | | | | | | | |
| 1. 0 occasions | 97.1 | 95.9 | 98.3 | 97.0 | 98.1 | 98.1 | 96.6 | 97.3 | 96.9 | 97.8 | 95.0 | 100.0 | 100.0 | 95.6 | 88.9 | 73.8 |
| 2. 1-2 | 1.1 | 1.6 | 0.7 | 1.3 | 1.3 | 0.8 | 1.2 | 1.3 | 0.7 | 1.0 | 1.7 | - | - | 3.0 | 4.1 | 4.1 |
| 3. 3-5 | 0.6 | 0.6 | 0.7 | 0.7 | - | 0.4 | 0.6 | 0.4 | 1.1 | 0.5 | 0.9 | - | - | 0.2 | 3.0 | 5.4 |
| 4. 6-9 | 0.3 | 0.4 | 0.1 | 0.3 | - | 0.3 | 0.4 | 0.3 | 0.2 | 0.2 | 0.7 | - | - | 0.2 | 1.2 | 4.5 |
| 5. 10-19 | 0.3 | 0.6 | * | 0.3 | - | - | 0.5 | 0.3 | 0.2 | 0.2 | 0.4 | - | - | 0.1 | 1.2 | 4.0 |
| 6. 20-39 | 0.1 | 0.3 | * | 0.2 | - | - | 0.2 | 0.1 | 0.3 | 0.2 | - | - | - | 0.5 | 0.5 | 0.5 |
| 7. 40 or more | 0.4 | 0.6 | 0.2 | 0.2 | 0.6 | 0.4 | 0.5 | 0.3 | 0.5 | 0.2 | 1.2 | - | - | 0.4 | 1.1 | 7.8 |
| <i>Item 22690 Subject A01a</i> | <i>N 3895</i> | <i>1786</i> | <i>2019</i> | <i>2609</i> | <i>404</i> | <i>665</i> | <i>1038</i> | <i>1333</i> | <i>860</i> | <i>3042</i> | <i>754</i> | <i>1814</i> | <i>917</i> | <i>389</i> | <i>658</i> | <i>73</i> |
| B18B: . . . during the last 12 months? | | | | | | | | | | | | | | | | |
| 1. 0 occasions | 98.1 | 97.3 | 98.9 | 97.9 | 99.4 | 99.0 | 97.6 | 98.0 | 98.3 | 98.6 | 96.5 | 100.0 | 100.0 | 97.8 | 92.6 | 79.3 |
| 2. 1-2 | 0.8 | 0.9 | 0.6 | 1.1 | - | 0.4 | 1.0 | 1.2 | 0.1 | 0.6 | 1.3 | - | - | 1.0 | 3.3 | 4.7 |
| 3. 3-5 | 0.3 | 0.2 | 0.2 | 0.2 | - | 0.3 | 0.3 | - | 0.6 | 0.1 | 0.7 | - | - | - | 1.3 | 2.5 |
| 4. 6-9 | 0.4 | 0.8 | 0.1 | 0.5 | - | - | 0.6 | 0.4 | 0.4 | 0.4 | 0.6 | - | - | 0.3 | 1.6 | 5.3 |
| 5. 10-19 | * | 0.1 | * | 0.1 | - | - | * | - | 0.2 | * | - | - | - | 0.3 | - | 0.5 |
| 6. 20-39 | 0.2 | 0.3 | * | 0.2 | - | 0.4 | 0.3 | 0.1 | - | 0.2 | 0.3 | - | - | 0.5 | 0.7 | 0.2 |
| 7. 40 or more | 0.2 | 0.3 | 0.1 | 0.1 | 0.6 | - | 0.2 | 0.3 | 0.3 | 0.1 | 0.7 | - | - | 0.1 | 0.4 | 7.4 |
| <i>Item 22700 Subject A01b</i> | <i>N 3896</i> | <i>1787</i> | <i>2019</i> | <i>2610</i> | <i>404</i> | <i>665</i> | <i>1038</i> | <i>1334</i> | <i>860</i> | <i>3043</i> | <i>754</i> | <i>1814</i> | <i>917</i> | <i>389</i> | <i>658</i> | <i>74</i> |
| B18C: . . . during the last 30 days? | | | | | | | | | | | | | | | | |
| 1. 0 occasions | 99.0 | 98.4 | 99.6 | 99.0 | 99.4 | 99.8 | 98.6 | 99.2 | 98.7 | 99.4 | 98.0 | 100.0 | 100.0 | 98.5 | 96.7 | 86.9 |
| 2. 1-2 | 0.6 | 1.1 | 0.2 | 0.7 | - | 0.2 | 0.9 | 0.3 | 1.2 | 0.5 | 0.8 | - | - | 1.4 | 2.5 | 2.6 |
| 3. 3-5 | 0.2 | 0.3 | * | 0.2 | - | - | 0.3 | 0.2 | 0.1 | 0.1 | 0.4 | - | - | * | 0.6 | 2.7 |
| 4. 6-9 | * | 0.1 | - | * | - | - | * | 0.1 | - | - | 0.1 | - | - | - | 0.1 | 0.2 |
| 5. 10-19 | * | * | - | * | - | 0.1 | - | - | - | * | - | - | - | - | 0.1 | - |
| 6. 20-39 | * | - | * | * | - | - | - | * | - | - | 0.1 | - | - | 0.1 | - | - |
| 7. 40 or more | 0.1 | 0.1 | 0.1 | 0.1 | 0.6 | - | 0.2 | 0.3 | - | * | 0.6 | - | - | - | - | 7.5 |
| <i>Item 22710 Subject A01c</i> | <i>N 3895</i> | <i>1786</i> | <i>2020</i> | <i>2610</i> | <i>404</i> | <i>665</i> | <i>1038</i> | <i>1333</i> | <i>859</i> | <i>3043</i> | <i>754</i> | <i>1814</i> | <i>916</i> | <i>389</i> | <i>658</i> | <i>73</i> |

* = less than .05 percent.

DESCRIPTIVE RESULTS: 2002

41

| QUESTIONNAIRE FORM 1-6 2002 | TOTAL | SEX | | RACE | | REGION | | | | COLLEGE PLANS? | | ILLICIT DRUG USE: LIFETIME | | | | |
|---|---------------|------|------|-------|-------|--------|------|------|------|-------------------|------|----------------------------|------------------------|--------------|---------------|--------------------|
| | | M | F | White | Black | NE | NC | S | W | Yes | No | None | Mari- juana Only | Few Pills | More Pills | Any Her- oin |
| <i>N (Weighted No. of Cases):</i> | 13544 | 5992 | 6679 | 8396 | 1443 | 2641 | 3407 | 4534 | 2961 | 9908 | 2492 | 6120 | 3050 | 1383 | 2238 | 219 |
| <i>% of Weighted Total:</i> | 100.0 | 44.2 | 49.3 | 62.0 | 10.7 | 19.5 | 25.2 | 33.5 | 21.9 | 73.2 | 18.4 | 45.2 | 22.5 | 10.2 | 16.5 | 1.6 |
| B19: (FORMS 3 AND 4 ONLY) On how many occasions (if any) have you used MDMA ("ecstasy"). . . | | | | | | | | | | | | | | | | |
| B19A: . . . in your lifetime? | | | | | | | | | | | | | | | | |
| 1. 0 occasions | 89.5 | 88.3 | 90.8 | 88.9 | 97.7 | 86.9 | 92.7 | 88.3 | 89.9 | 90.3 | 86.3 | 100.0 | 100.0 | 82.6 | 57.2 | 19.8 |
| 2. 1-2 | 4.6 | 5.2 | 4.0 | 4.6 | 1.6 | 5.4 | 3.1 | 4.7 | 5.7 | 4.5 | 5.7 | - | - | 17.4 | 13.7 | 17.4 |
| 3. 3-5 | 2.1 | 2.7 | 1.7 | 2.4 | 0.2 | 2.6 | 1.7 | 2.3 | 2.1 | 2.1 | 2.3 | - | - | - | 11.1 | 15.9 |
| 4. 6-9 | 1.2 | 1.2 | 1.2 | 1.2 | - | 1.8 | 0.6 | 1.5 | 0.9 | 1.2 | 1.4 | - | - | - | 6.2 | 10.2 |
| 5. 10-19 | 1.0 | 1.1 | 0.8 | 1.1 | 0.1 | 1.2 | 1.0 | 1.1 | 0.6 | 0.7 | 1.9 | - | - | - | 5.3 | 5.5 |
| 6. 20-39 | 0.6 | 0.6 | 0.7 | 0.7 | - | 1.1 | 0.3 | 0.7 | 0.6 | 0.6 | 1.0 | - | - | - | 2.9 | 10.4 |
| 7. 40 or more | 0.9 | 0.9 | 0.8 | 1.0 | 0.4 | 1.1 | 0.6 | 1.5 | 0.1 | 0.7 | 1.6 | - | - | - | 3.7 | 20.8 |
| <i>Item 22660 Subject A01a</i> | <i>N</i> 4260 | 1914 | 2212 | 2751 | 471 | 824 | 1090 | 1447 | 899 | 3223 | 817 | 1988 | 918 | 492 | 745 | 53 |
| B19B: . . . during the last 12 months? | | | | | | | | | | | | | | | | |
| 1. 0 occasions | 92.6 | 91.8 | 93.6 | 92.2 | 98.8 | 89.7 | 95.0 | 92.1 | 93.2 | 92.9 | 91.1 | 100.0 | 100.0 | 90.9 | 67.8 | 40.4 |
| 2. 1-2 | 3.8 | 4.8 | 2.8 | 3.7 | 0.9 | 5.3 | 2.4 | 3.6 | 4.5 | 3.6 | 4.7 | - | - | 9.1 | 14.6 | 16.6 |
| 3. 3-5 | 1.5 | 1.1 | 1.8 | 1.8 | - | 2.2 | 1.0 | 1.9 | 0.8 | 1.6 | 0.9 | - | - | - | 8.1 | 7.7 |
| 4. 6-9 | 0.8 | 0.9 | 0.7 | 0.7 | - | 0.7 | 0.9 | 0.5 | 1.1 | 0.8 | 0.5 | - | - | - | 3.6 | 12.2 |
| 5. 10-19 | 0.7 | 0.7 | 0.6 | 0.9 | - | 1.4 | 0.3 | 0.9 | 0.2 | 0.5 | 1.6 | - | - | - | 3.3 | 9.4 |
| 6. 20-39 | 0.3 | 0.2 | 0.3 | 0.3 | - | 0.7 | 0.1 | 0.4 | 0.1 | 0.2 | 0.7 | - | - | - | 1.5 | 4.4 |
| 7. 40 or more | 0.3 | 0.4 | 0.2 | 0.3 | 0.3 | 0.1 | 0.3 | 0.6 | - | 0.2 | 0.6 | - | - | - | 1.2 | 9.2 |
| <i>Item 22670 Subject A01b</i> | <i>N</i> 4253 | 1909 | 2211 | 2748 | 470 | 823 | 1089 | 1444 | 897 | 3220 | 815 | 1988 | 918 | 489 | 742 | 52 |
| B19C: . . . during the last 30 days? | | | | | | | | | | | | | | | | |
| 1. 0 occasions | 97.6 | 97.4 | 98.0 | 97.5 | 99.5 | 96.8 | 98.2 | 97.3 | 98.1 | 97.8 | 96.7 | 100.0 | 100.0 | 97.7 | 90.6 | 57.1 |
| 2. 1-2 | 1.5 | 1.3 | 1.6 | 1.5 | 0.2 | 2.0 | 1.1 | 1.5 | 1.5 | 1.4 | 1.4 | - | - | 2.3 | 5.9 | 16.2 |
| 3. 3-5 | 0.4 | 0.4 | 0.3 | 0.4 | - | 0.1 | 0.5 | 0.5 | 0.1 | 0.2 | 0.9 | - | - | - | 1.4 | 9.3 |
| 4. 6-9 | 0.4 | 0.6 | 0.1 | 0.4 | - | 0.9 | - | 0.3 | 0.3 | 0.3 | 0.5 | - | - | - | 1.4 | 9.8 |
| 5. 10-19 | 0.2 | 0.2 | - | 0.2 | - | 0.1 | 0.1 | 0.3 | - | 0.1 | 0.4 | - | - | - | 0.6 | 4.8 |
| 6. 20-39 | - | - | - | - | - | - | - | - | - | - | - | - | - | - | - | - |
| 7. 40 or more | * | 0.1 | - | * | 0.3 | * | 0.1 | - | - | 0.1 | - | - | - | - | * | 2.7 |
| <i>Item 22680 Subject A01c</i> | <i>N</i> 4254 | 1910 | 2211 | 2747 | 470 | 822 | 1089 | 1444 | 899 | 3219 | 815 | 1988 | 918 | 490 | 742 | 52 |

MONITORING THE FUTURE

| QUESTIONNAIRE FORM 1 2002 | TOTAL | SEX | | RACE | | REGION | | | | COLLEGE PLANS? | | ILLICIT DRUG USE: LIFETIME | | | | |
|--|---------------|------|------|-------|-------|--------|------|------|------|-------------------|------|----------------------------|------------------------|--------------|---------------|--------------------|
| | | M | F | White | Black | NE | NC | S | W | Yes | No | None | Mari- juana Only | Few Pills | More Pills | Any Her- oin |
| <i>N (Weighted No. of Cases):</i> | 2251 | 941 | 1110 | 1362 | 233 | 439 | 561 | 749 | 502 | 1595 | 367 | 1021 | 548 | 214 | 325 | 37 |
| <i>% of Weighted Total:</i> | 100.0 | 41.8 | 49.3 | 60.5 | 10.3 | 19.5 | 24.9 | 33.3 | 22.3 | 70.8 | 16.3 | 45.4 | 24.3 | 9.5 | 14.4 | 1.6 |
| A001: Taking all things together, how would you say things are these days—would you say you're very happy, pretty happy, or not too happy these days? | | | | | | | | | | | | | | | | |
| 3. Very happy | 22.6 | 25.5 | 20.8 | 26.1 | 16.6 | 21.3 | 22.2 | 24.9 | 20.8 | 24.7 | 18.4 | 24.7 | 20.2 | 24.1 | 19.4 | 24.0 |
| 2. Pretty happy | 66.1 | 64.7 | 67.8 | 66.1 | 66.7 | 65.9 | 67.5 | 65.4 | 65.7 | 64.6 | 71.0 | 66.0 | 71.8 | 63.8 | 60.0 | 61.1 |
| 1. Not too happy | 11.3 | 9.8 | 11.4 | 7.8 | 16.7 | 12.8 | 10.3 | 9.7 | 13.5 | 10.7 | 10.6 | 9.2 | 8.0 | 12.1 | 20.6 | 14.9 |
| <i>Item 1190 Subject P01, Q01</i> | <i>N</i> 2232 | 936 | 1104 | 1356 | 230 | 432 | 559 | 743 | 498 | 1585 | 365 | 1016 | 544 | 212 | 321 | 37 |
| A002: How much do you agree or disagree with each of the following statements? | | | | | | | | | | | | | | | | |
| A002A: The nation needs much more long-range planning and coordination to be prepared for the future | | | | | | | | | | | | | | | | |
| 1. Disagree | 2.1 | 2.0 | 1.6 | 1.7 | 3.3 | 2.5 | 1.7 | 2.6 | 1.6 | 1.5 | 2.6 | 2.2 | 1.8 | 1.1 | 2.5 | - |
| 2. Mostly disagree | 4.1 | 5.3 | 2.9 | 4.3 | 3.9 | 4.9 | 4.5 | 3.9 | 3.2 | 3.7 | 5.7 | 3.4 | 4.4 | 3.2 | 5.9 | 8.9 |
| 3. Neither | 21.0 | 21.5 | 21.2 | 23.3 | 15.3 | 17.5 | 27.9 | 15.6 | 24.1 | 20.8 | 21.3 | 22.0 | 21.3 | 23.3 | 21.8 | 8.3 |
| 4. Mostly agree | 45.5 | 45.6 | 46.4 | 48.6 | 35.0 | 44.1 | 44.8 | 45.7 | 47.1 | 47.9 | 37.8 | 46.4 | 42.1 | 47.2 | 43.0 | 64.0 |
| 5. Agree | 27.4 | 25.6 | 28.0 | 22.1 | 42.4 | 31.0 | 21.1 | 32.3 | 23.9 | 26.0 | 32.7 | 25.9 | 30.4 | 25.2 | 26.9 | 18.9 |
| <i>Item 1200 Subject I01</i> | <i>N</i> 2222 | 930 | 1103 | 1353 | 229 | 427 | 556 | 745 | 495 | 1582 | 367 | 1013 | 544 | 205 | 324 | 37 |
| A002B: I enjoy the fast pace and changes of today's world | | | | | | | | | | | | | | | | |
| 1. Disagree | 6.2 | 4.8 | 6.5 | 4.2 | 8.5 | 8.6 | 5.7 | 6.4 | 4.3 | 5.6 | 6.6 | 5.7 | 5.1 | 4.2 | 8.4 | 1.1 |
| 2. Mostly disagree | 12.4 | 12.1 | 12.8 | 13.5 | 7.8 | 12.2 | 10.7 | 11.9 | 15.2 | 12.6 | 12.9 | 12.5 | 12.6 | 9.0 | 13.2 | 20.9 |
| 3. Neither | 25.9 | 27.4 | 25.9 | 26.0 | 27.3 | 29.9 | 27.1 | 22.1 | 26.7 | 26.8 | 22.1 | 26.3 | 27.6 | 26.0 | 23.9 | 20.1 |
| 4. Mostly agree | 38.0 | 38.0 | 37.8 | 39.1 | 37.6 | 33.2 | 39.1 | 39.7 | 38.5 | 38.1 | 39.8 | 39.8 | 35.6 | 44.6 | 36.5 | 34.4 |
| 5. Agree | 17.5 | 17.7 | 17.1 | 17.2 | 18.8 | 16.1 | 17.4 | 19.8 | 15.3 | 16.9 | 18.5 | 15.7 | 19.0 | 16.1 | 18.0 | 23.6 |
| <i>Item 1210 Subject I03, Q02</i> | <i>N</i> 2224 | 932 | 1103 | 1355 | 229 | 426 | 556 | 745 | 497 | 1584 | 365 | 1017 | 543 | 204 | 324 | 37 |
| A002C: Things change too quickly in today's world | | | | | | | | | | | | | | | | |
| 1. Disagree | 11.3 | 12.7 | 9.8 | 10.8 | 22.4 | 9.5 | 10.9 | 14.4 | 8.5 | 11.2 | 11.7 | 10.6 | 14.8 | 5.1 | 11.3 | 15.2 |
| 2. Mostly disagree | 22.3 | 21.9 | 22.5 | 23.7 | 19.6 | 22.0 | 22.7 | 22.3 | 22.2 | 22.8 | 20.2 | 21.2 | 20.9 | 30.9 | 22.4 | 17.3 |
| 3. Neither | 24.8 | 26.6 | 24.5 | 28.6 | 15.7 | 25.2 | 27.2 | 21.9 | 26.4 | 26.4 | 20.5 | 25.9 | 21.7 | 28.1 | 26.3 | 29.3 |
| 4. Mostly agree | 24.4 | 24.0 | 25.4 | 23.2 | 21.7 | 24.5 | 24.7 | 24.2 | 24.1 | 24.2 | 25.7 | 25.4 | 23.9 | 24.6 | 22.9 | 26.5 |
| 5. Agree | 17.2 | 14.8 | 17.8 | 13.7 | 20.6 | 18.8 | 14.5 | 17.2 | 18.7 | 15.4 | 21.9 | 16.8 | 18.8 | 11.3 | 17.0 | 11.9 |
| <i>Item 1220 Subject I03, Q02</i> | <i>N</i> 2222 | 930 | 1102 | 1353 | 228 | 427 | 556 | 743 | 496 | 1581 | 367 | 1016 | 544 | 202 | 324 | 37 |
| A002D: I think the times ahead for me will be tougher and less fun than things are now | | | | | | | | | | | | | | | | |
| 1. Disagree | 18.5 | 15.2 | 21.5 | 20.5 | 15.5 | 17.5 | 16.6 | 21.7 | 16.9 | 19.4 | 15.2 | 19.3 | 18.0 | 17.3 | 18.8 | 16.7 |
| 2. Mostly disagree | 23.2 | 24.4 | 23.7 | 25.0 | 17.8 | 20.7 | 27.1 | 21.3 | 23.9 | 25.3 | 19.0 | 24.8 | 20.9 | 23.8 | 23.7 | 23.5 |
| 3. Neither | 19.6 | 21.4 | 18.1 | 19.3 | 21.6 | 21.5 | 20.2 | 18.7 | 18.7 | 18.6 | 22.8 | 21.0 | 18.1 | 19.2 | 18.0 | 15.5 |
| 4. Mostly agree | 21.3 | 20.8 | 21.5 | 20.3 | 18.6 | 19.8 | 20.6 | 20.8 | 24.3 | 20.7 | 22.9 | 19.5 | 23.3 | 24.5 | 19.5 | 27.2 |
| 5. Agree | 17.3 | 18.1 | 15.2 | 14.9 | 26.5 | 20.4 | 15.5 | 17.5 | 16.2 | 15.9 | 20.1 | 15.4 | 19.6 | 15.2 | 20.1 | 17.1 |
| <i>Item 1230 Subject I01, J</i> | <i>N</i> 2218 | 929 | 1098 | 1352 | 225 | 427 | 556 | 741 | 494 | 1578 | 364 | 1012 | 544 | 205 | 324 | 37 |
| A003: Of all the time you spend with other people, about how much is spent with people over 30? | | | | | | | | | | | | | | | | |
| 1. Very little | 23.8 | 24.2 | 23.3 | 19.3 | 33.7 | 24.6 | 18.9 | 26.0 | 25.4 | 23.1 | 24.7 | 20.4 | 26.5 | 29.0 | 23.6 | 36.6 |
| 2. Some | 42.6 | 46.7 | 39.3 | 46.7 | 28.7 | 42.9 | 45.7 | 39.2 | 44.1 | 44.5 | 37.5 | 40.8 | 45.4 | 43.9 | 44.1 | 39.5 |
| 3. About half | 24.8 | 21.4 | 28.4 | 26.9 | 22.9 | 25.3 | 27.5 | 23.8 | 22.9 | 24.2 | 27.7 | 28.9 | 20.3 | 21.6 | 23.9 | 18.4 |
| 4. Most | 7.3 | 6.6 | 7.6 | 6.1 | 12.6 | 5.7 | 6.5 | 9.5 | 6.0 | 6.9 | 8.2 | 8.2 | 6.3 | 4.1 | 7.8 | 5.5 |
| 5. Nearly all | 1.5 | 1.2 | 1.5 | 1.1 | 2.1 | 1.5 | 1.3 | 1.5 | 1.5 | 1.2 | 1.9 | 1.7 | 1.5 | 1.5 | 0.6 | - |
| <i>Item 1240 Subject M02</i> | <i>N</i> 2244 | 940 | 1108 | 1362 | 232 | 434 | 560 | 748 | 501 | 1594 | 367 | 1021 | 548 | 213 | 324 | 37 |

| QUESTIONNAIRE FORM 1 2002 | TOTAL | SEX | | RACE | | REGION | | | | COLLEGE PLANS? | | ILLICIT DRUG USE: LIFETIME | | | | |
|---|---------------|------|------|-------|-------|--------|------|------|------|-------------------|------|----------------------------|------------------------|--------------|---------------|--------------------|
| | | M | F | White | Black | NE | NC | S | W | Yes | No | None | Mari- juana Only | Few Pills | More Pills | Any Her- oin |
| <i>N (Weighted No. of Cases):</i> | 2251 | 941 | 1110 | 1362 | 233 | 439 | 561 | 749 | 502 | 1595 | 367 | 1021 | 548 | 214 | 325 | 37 |
| <i>% of Weighted Total:</i> | 100.0 | 41.8 | 49.3 | 60.5 | 10.3 | 19.5 | 24.9 | 33.3 | 22.3 | 70.8 | 16.3 | 45.4 | 24.3 | 9.5 | 14.4 | 1.6 |
| A004: Would you like to spend more time, or less time, with people over 30 if you could? | | | | | | | | | | | | | | | | |
| 1. Much less time | 7.6 | 7.2 | 6.7 | 6.3 | 12.0 | 9.3 | 6.6 | 7.5 | 7.4 | 5.9 | 9.7 | 5.3 | 9.7 | 9.3 | 6.5 | 8.9 |
| 2. Somewhat less time | 10.6 | 10.9 | 10.5 | 9.8 | 15.6 | 10.7 | 12.3 | 10.7 | 8.5 | 10.3 | 12.5 | 10.9 | 12.1 | 12.4 | 6.3 | 6.3 |
| 3. About the same as now | 65.7 | 66.7 | 66.5 | 69.4 | 49.6 | 64.4 | 64.9 | 64.2 | 69.9 | 67.5 | 64.2 | 65.4 | 65.9 | 60.4 | 70.8 | 75.4 |
| 4. Somewhat more time | 14.3 | 13.6 | 14.9 | 13.4 | 18.0 | 13.8 | 14.5 | 15.9 | 12.1 | 14.6 | 11.9 | 16.5 | 10.9 | 16.8 | 13.7 | 7.7 |
| 5. Much more time | 1.7 | 1.5 | 1.3 | 1.2 | 4.8 | 1.8 | 1.6 | 1.6 | 2.1 | 1.7 | 1.7 | 1.9 | 1.3 | 1.0 | 2.6 | 1.7 |
| <i>Item 1250 Subject M02</i> | <i>N</i> 2240 | 937 | 1107 | 1360 | 232 | 433 | 560 | 746 | 501 | 1590 | 366 | 1020 | 547 | 213 | 323 | 37 |
| A005: Would you like to spend more time, or less time, working with or helping younger children? | | | | | | | | | | | | | | | | |
| 1. Much less time | 6.2 | 9.2 | 3.1 | 5.7 | 5.8 | 7.8 | 7.1 | 5.1 | 5.3 | 5.0 | 9.1 | 4.5 | 5.2 | 9.3 | 10.2 | 6.9 |
| 2. Somewhat less time | 6.4 | 8.0 | 4.9 | 6.6 | 3.3 | 6.9 | 7.8 | 4.9 | 6.8 | 5.7 | 10.2 | 6.0 | 6.0 | 6.2 | 6.9 | 7.7 |
| 3. About the same as now | 33.8 | 42.2 | 25.0 | 33.6 | 33.5 | 33.2 | 33.4 | 32.5 | 36.5 | 33.5 | 29.2 | 31.3 | 34.8 | 36.1 | 34.2 | 44.7 |
| 4. Somewhat more time | 34.7 | 30.4 | 39.7 | 35.7 | 38.8 | 32.7 | 34.4 | 36.6 | 33.8 | 36.4 | 31.5 | 37.2 | 35.3 | 29.8 | 34.6 | 17.9 |
| 5. Much more time | 18.9 | 10.1 | 27.3 | 18.3 | 18.6 | 19.3 | 17.3 | 20.9 | 17.6 | 19.4 | 20.0 | 21.0 | 18.7 | 18.6 | 14.2 | 22.8 |
| <i>Item 1260 Subject M02</i> | <i>N</i> 2239 | 936 | 1107 | 1359 | 230 | 432 | 558 | 747 | 501 | 1591 | 365 | 1018 | 547 | 212 | 323 | 37 |
| A006: The next questions ask how satisfied or dissatisfied you are with several aspects of your life. For each question, mark the circle that shows best how you feel. If you are neutral about something, or are just as satisfied as you are dissatisfied, mark the middle answer. | | | | | | | | | | | | | | | | |
| How satisfied are you with . . . | | | | | | | | | | | | | | | | |
| A006A: Your job? (If you have no job, leave blank) | | | | | | | | | | | | | | | | |
| 7. Completely satisfied | 17.2 | 19.7 | 15.2 | 18.8 | 12.2 | 16.0 | 13.7 | 19.3 | 19.9 | 17.1 | 17.0 | 19.1 | 17.4 | 14.0 | 12.4 | 9.0 |
| 6. | 23.4 | 22.1 | 25.8 | 25.6 | 12.6 | 21.8 | 23.2 | 22.7 | 26.6 | 24.6 | 24.3 | 24.3 | 21.3 | 29.4 | 24.2 | 16.5 |
| 5. | 17.0 | 16.1 | 17.5 | 18.0 | 15.7 | 18.3 | 17.9 | 16.6 | 15.4 | 18.3 | 11.7 | 19.6 | 16.0 | 8.9 | 15.0 | 20.6 |
| 4. Neutral | 23.7 | 23.8 | 22.2 | 19.2 | 34.1 | 22.0 | 24.6 | 25.0 | 21.9 | 21.3 | 27.6 | 23.9 | 25.1 | 21.2 | 21.5 | 26.7 |
| 3. | 6.7 | 6.1 | 7.4 | 7.2 | 5.3 | 8.2 | 8.3 | 4.8 | 6.5 | 6.5 | 7.1 | 4.1 | 7.5 | 11.6 | 9.0 | 18.7 |
| 2. | 6.4 | 6.4 | 6.8 | 6.5 | 10.2 | 6.0 | 7.6 | 6.1 | 5.5 | 6.6 | 6.6 | 6.0 | 4.9 | 8.6 | 9.3 | 8.4 |
| 1. Completely dissatisfied | 5.5 | 5.8 | 5.2 | 4.7 | 9.9 | 7.7 | 4.9 | 5.7 | 4.1 | 5.6 | 5.7 | 3.0 | 7.8 | 6.3 | 8.5 | - |
| <i>Item 1270 Subject C01, P02</i> | <i>N</i> 1469 | 608 | 737 | 961 | 139 | 279 | 410 | 481 | 298 | 1034 | 255 | 651 | 356 | 145 | 233 | 26 |
| A006B: The neighborhood where you live? | | | | | | | | | | | | | | | | |
| 7. Completely satisfied | 29.4 | 28.1 | 31.7 | 33.9 | 18.9 | 25.5 | 33.8 | 31.8 | 24.3 | 31.0 | 24.6 | 31.0 | 28.9 | 31.7 | 27.0 | 27.4 |
| 6. | 23.4 | 25.0 | 23.8 | 25.7 | 17.5 | 20.8 | 20.2 | 25.3 | 26.2 | 25.3 | 22.0 | 24.6 | 22.1 | 26.5 | 22.8 | 17.0 |
| 5. | 14.6 | 15.6 | 12.9 | 14.8 | 17.4 | 12.4 | 14.5 | 14.9 | 16.2 | 14.1 | 14.8 | 12.4 | 17.1 | 16.4 | 14.6 | 18.1 |
| 4. Neutral | 17.2 | 15.3 | 17.1 | 13.2 | 24.8 | 23.5 | 15.1 | 15.5 | 16.7 | 14.3 | 23.3 | 19.0 | 13.3 | 15.1 | 14.6 | 34.1 |
| 3. | 7.1 | 7.5 | 7.0 | 6.9 | 7.2 | 8.9 | 8.9 | 4.0 | 8.3 | 6.9 | 7.7 | 5.8 | 8.9 | 4.0 | 10.2 | 2.8 |
| 2. | 3.7 | 4.6 | 3.0 | 2.8 | 5.6 | 3.6 | 2.7 | 3.4 | 5.2 | 4.2 | 2.4 | 2.8 | 3.9 | 1.8 | 7.4 | 0.6 |
| 1. Completely dissatisfied | 4.6 | 4.0 | 4.7 | 2.7 | 8.7 | 5.3 | 4.8 | 5.1 | 3.0 | 4.2 | 5.3 | 4.4 | 5.9 | 4.5 | 3.5 | - |
| <i>Item 1280 Subject P02</i> | <i>N</i> 2231 | 936 | 1104 | 1357 | 229 | 432 | 559 | 743 | 498 | 1585 | 367 | 1021 | 545 | 209 | 324 | 36 |
| A006C: Your personal safety in your neighborhood, on your job, and in your school—safety from being attacked and injured in some way? | | | | | | | | | | | | | | | | |
| 7. Completely satisfied | 35.1 | 37.5 | 33.6 | 40.4 | 26.6 | 36.1 | 39.6 | 33.7 | 31.5 | 36.5 | 33.3 | 34.9 | 34.8 | 40.1 | 35.2 | 50.1 |
| 6. | 26.9 | 29.1 | 25.5 | 28.7 | 19.2 | 25.3 | 26.0 | 27.6 | 28.2 | 29.4 | 18.9 | 28.4 | 26.6 | 27.3 | 24.8 | 18.9 |
| 5. | 13.1 | 11.7 | 15.0 | 12.9 | 13.6 | 10.5 | 15.7 | 12.7 | 13.1 | 12.5 | 14.9 | 13.5 | 14.0 | 13.7 | 10.4 | 11.9 |
| 4. Neutral | 15.3 | 13.7 | 15.5 | 11.4 | 27.6 | 18.7 | 9.4 | 17.5 | 15.8 | 12.6 | 21.4 | 14.6 | 14.0 | 10.6 | 19.2 | 9.8 |
| 3. | 5.0 | 3.7 | 5.7 | 3.6 | 7.9 | 4.8 | 3.3 | 4.9 | 7.4 | 4.8 | 5.8 | 4.3 | 5.7 | 3.7 | 6.4 | 8.0 |
| 2. | 2.6 | 3.1 | 2.3 | 1.8 | 3.2 | 2.7 | 3.1 | 2.1 | 2.6 | 2.5 | 3.3 | 2.3 | 2.8 | 3.1 | 2.3 | 1.3 |
| 1. Completely dissatisfied | 2.0 | 1.2 | 2.3 | 1.2 | 1.7 | 2.0 | 2.9 | 1.7 | 1.4 | 1.7 | 2.4 | 2.1 | 2.1 | 1.5 | 1.7 | - |
| <i>Item 1290 Subject P02</i> | <i>N</i> 2231 | 937 | 1104 | 1358 | 230 | 432 | 558 | 743 | 498 | 1586 | 367 | 1019 | 545 | 209 | 324 | 36 |

MONITORING THE FUTURE

| QUESTIONNAIRE FORM 1 2002 | TOTAL | SEX | | RACE | | REGION | | | | COLLEGE PLANS? | | ILLICIT DRUG USE: LIFETIME | | | | |
|--|---------------|------|------|-------|-------|--------|------|------|------|-------------------|------|----------------------------|------------------------|--------------|---------------|--------------------|
| | | M | F | White | Black | NE | NC | S | W | Yes | No | None | Mari- juana Only | Few Pills | More Pills | Any Her- oin |
| <i>N (Weighted No. of Cases):</i> | 2251 | 941 | 1110 | 1362 | 233 | 439 | 561 | 749 | 502 | 1595 | 367 | 1021 | 548 | 214 | 325 | 37 |
| <i>% of Weighted Total:</i> | 100.0 | 41.8 | 49.3 | 60.5 | 10.3 | 19.5 | 24.9 | 33.3 | 22.3 | 70.8 | 16.3 | 45.4 | 24.3 | 9.5 | 14.4 | 1.6 |
| A006D: The safety of things you own from being stolen or destroyed in your neighborhood, on your job, and in your school? | | | | | | | | | | | | | | | | |
| 7. Completely satisfied | 17.7 | 16.8 | 19.3 | 19.5 | 16.1 | 19.2 | 18.2 | 18.6 | 14.6 | 18.0 | 18.1 | 19.9 | 14.6 | 16.1 | 16.1 | 32.5 |
| 6. | 25.8 | 26.2 | 25.8 | 29.4 | 17.9 | 22.4 | 30.8 | 26.9 | 21.7 | 27.8 | 20.6 | 28.0 | 27.2 | 28.2 | 20.9 | 16.1 |
| 5. | 17.5 | 17.6 | 17.6 | 17.9 | 16.6 | 18.5 | 17.0 | 15.7 | 19.9 | 18.5 | 14.2 | 17.3 | 18.8 | 15.3 | 18.2 | 10.4 |
| 4. Neutral | 18.8 | 18.1 | 18.6 | 15.1 | 28.7 | 19.9 | 14.9 | 20.3 | 20.0 | 16.6 | 24.1 | 17.6 | 17.1 | 21.2 | 20.5 | 18.4 |
| 3. | 10.8 | 11.6 | 10.5 | 10.4 | 10.3 | 10.9 | 9.3 | 10.5 | 13.0 | 11.1 | 10.1 | 10.3 | 11.3 | 9.7 | 12.1 | 8.9 |
| 2. | 4.6 | 5.3 | 3.9 | 4.3 | 2.9 | 4.7 | 4.7 | 3.7 | 5.7 | 4.2 | 5.6 | 3.1 | 6.4 | 2.7 | 6.4 | 11.4 |
| 1. Completely dissatisfied | 4.8 | 4.4 | 4.3 | 3.3 | 7.5 | 4.4 | 5.1 | 4.4 | 5.2 | 3.8 | 7.3 | 3.9 | 4.8 | 6.8 | 5.8 | 2.3 |
| <i>Item 1300 Subject P02</i> | <i>N</i> 2227 | 935 | 1103 | 1356 | 228 | 431 | 557 | 742 | 498 | 1583 | 366 | 1018 | 545 | 209 | 323 | 36 |
| A006E: Your educational experiences? | | | | | | | | | | | | | | | | |
| 7. Completely satisfied | 17.4 | 16.5 | 17.9 | 16.6 | 19.1 | 18.0 | 15.1 | 20.4 | 15.2 | 17.1 | 16.7 | 19.5 | 14.0 | 18.5 | 11.7 | 29.2 |
| 6. | 27.2 | 29.4 | 26.9 | 30.2 | 19.6 | 25.9 | 31.4 | 26.3 | 25.1 | 31.0 | 15.7 | 30.5 | 28.2 | 26.7 | 19.1 | 21.9 |
| 5. | 22.5 | 21.9 | 22.5 | 23.3 | 16.1 | 21.9 | 22.3 | 21.3 | 25.0 | 23.4 | 19.4 | 20.1 | 22.2 | 24.5 | 30.0 | 22.6 |
| 4. Neutral | 20.8 | 20.4 | 20.4 | 17.9 | 30.3 | 21.0 | 18.7 | 20.7 | 23.1 | 17.3 | 32.5 | 20.6 | 20.1 | 19.2 | 21.5 | 25.2 |
| 3. | 6.3 | 6.0 | 6.9 | 6.1 | 10.7 | 6.6 | 4.8 | 7.3 | 6.3 | 5.8 | 9.6 | 5.6 | 8.4 | 5.6 | 6.9 | - |
| 2. | 3.3 | 3.3 | 3.1 | 3.5 | 2.1 | 3.3 | 5.1 | 2.1 | 3.0 | 3.4 | 2.8 | 2.2 | 4.5 | 3.7 | 5.6 | - |
| 1. Completely dissatisfied | 2.4 | 2.5 | 2.3 | 2.3 | 2.1 | 3.3 | 2.6 | 1.9 | 2.4 | 2.1 | 3.3 | 1.6 | 2.6 | 1.8 | 5.1 | 1.1 |
| <i>Item 1310 Subject B01, P02</i> | <i>N</i> 2227 | 935 | 1101 | 1355 | 228 | 431 | 557 | 740 | 498 | 1583 | 366 | 1017 | 544 | 209 | 324 | 37 |
| A006F: Your friends and other people you spend time with? | | | | | | | | | | | | | | | | |
| 7. Completely satisfied | 41.9 | 41.7 | 42.4 | 42.4 | 38.0 | 41.1 | 38.9 | 45.3 | 41.0 | 41.9 | 42.1 | 43.2 | 42.5 | 43.7 | 35.7 | 41.4 |
| 6. | 29.5 | 32.8 | 27.0 | 31.7 | 21.7 | 28.6 | 30.2 | 26.6 | 33.7 | 30.7 | 27.4 | 28.9 | 28.8 | 35.3 | 29.6 | 27.8 |
| 5. | 14.3 | 13.5 | 15.5 | 15.0 | 17.5 | 15.4 | 16.2 | 14.0 | 11.8 | 14.6 | 14.1 | 15.1 | 14.9 | 11.4 | 16.5 | 4.8 |
| 4. Neutral | 9.5 | 7.7 | 10.0 | 7.3 | 16.9 | 10.8 | 9.6 | 9.8 | 7.8 | 8.5 | 11.0 | 9.1 | 9.3 | 3.9 | 11.2 | 19.4 |
| 3. | 2.9 | 2.7 | 3.1 | 2.4 | 2.0 | 2.4 | 2.7 | 2.5 | 4.0 | 2.5 | 3.4 | 2.4 | 2.3 | 3.4 | 4.7 | - |
| 2. | 1.1 | 1.0 | 1.1 | 0.8 | 2.5 | 0.6 | 1.3 | 1.3 | 1.1 | 1.0 | 1.4 | 0.8 | 0.7 | 1.5 | 1.9 | 6.6 |
| 1. Completely dissatisfied | 0.9 | 0.6 | 0.9 | 0.5 | 1.5 | 1.0 | 1.2 | 0.6 | 0.6 | 0.9 | 0.6 | 0.5 | 1.6 | 0.8 | 0.4 | - |
| <i>Item 1320 Subject M04, P02</i> | <i>N</i> 2230 | 936 | 1104 | 1356 | 229 | 430 | 559 | 742 | 499 | 1585 | 367 | 1020 | 545 | 209 | 324 | 37 |
| A006G: The way you get along with your parents? | | | | | | | | | | | | | | | | |
| 7. Completely satisfied | 28.7 | 29.8 | 27.5 | 28.5 | 29.3 | 30.3 | 25.7 | 29.6 | 29.2 | 27.5 | 30.3 | 32.6 | 25.8 | 25.7 | 24.9 | 21.6 |
| 6. | 26.4 | 29.0 | 24.5 | 28.1 | 19.5 | 27.4 | 25.6 | 25.3 | 28.3 | 28.7 | 21.3 | 27.5 | 27.7 | 21.2 | 23.9 | 24.7 |
| 5. | 15.3 | 14.2 | 16.4 | 16.2 | 15.8 | 15.1 | 17.1 | 14.7 | 14.2 | 15.1 | 17.5 | 14.6 | 16.7 | 18.4 | 15.8 | 5.6 |
| 4. Neutral | 14.6 | 13.1 | 15.9 | 13.8 | 19.1 | 12.9 | 15.7 | 16.6 | 11.6 | 14.2 | 14.2 | 14.1 | 12.6 | 17.3 | 12.8 | 27.0 |
| 3. | 7.0 | 7.2 | 7.0 | 6.1 | 4.8 | 6.3 | 9.6 | 5.2 | 7.4 | 6.9 | 7.6 | 5.3 | 8.1 | 8.6 | 11.2 | 3.9 |
| 2. | 4.1 | 3.8 | 4.5 | 4.1 | 4.5 | 3.6 | 4.0 | 3.7 | 5.4 | 4.1 | 4.3 | 2.6 | 4.7 | 5.1 | 6.4 | 15.9 |
| 1. Completely dissatisfied | 3.9 | 3.0 | 4.2 | 3.2 | 6.9 | 4.5 | 2.3 | 4.7 | 4.0 | 3.5 | 4.9 | 3.3 | 4.4 | 3.7 | 5.1 | 1.3 |
| <i>Item 1330 Subject M03, P02</i> | <i>N</i> 2228 | 934 | 1105 | 1357 | 227 | 431 | 559 | 739 | 499 | 1587 | 367 | 1020 | 543 | 209 | 323 | 37 |
| A006H: Yourself? | | | | | | | | | | | | | | | | |
| 7. Completely satisfied | 31.4 | 37.4 | 25.8 | 28.0 | 55.1 | 31.6 | 25.7 | 35.7 | 31.3 | 29.4 | 37.8 | 33.8 | 33.2 | 26.4 | 20.3 | 23.7 |
| 6. | 27.5 | 28.9 | 27.3 | 28.7 | 17.5 | 25.8 | 28.7 | 25.8 | 30.2 | 29.8 | 21.6 | 27.9 | 28.6 | 27.1 | 27.9 | 30.5 |
| 5. | 15.8 | 15.1 | 16.2 | 18.2 | 10.4 | 14.3 | 17.4 | 17.0 | 13.3 | 16.7 | 13.9 | 15.3 | 15.7 | 12.2 | 20.1 | 18.1 |
| 4. Neutral | 15.9 | 9.8 | 21.2 | 16.1 | 9.8 | 16.5 | 18.7 | 13.8 | 15.3 | 15.6 | 16.8 | 16.1 | 13.4 | 20.5 | 19.2 | 5.3 |
| 3. | 4.2 | 4.3 | 4.0 | 4.1 | 1.6 | 4.7 | 3.3 | 3.6 | 5.6 | 4.0 | 3.6 | 3.2 | 4.4 | 5.1 | 6.3 | 4.8 |
| 2. | 2.8 | 2.1 | 3.3 | 2.8 | 2.6 | 3.7 | 3.4 | 2.2 | 2.1 | 2.1 | 4.2 | 1.9 | 1.9 | 5.0 | 3.8 | 10.9 |
| 1. Completely dissatisfied | 2.4 | 2.5 | 2.3 | 2.2 | 3.0 | 3.4 | 2.8 | 1.9 | 2.1 | 2.4 | 2.2 | 1.8 | 2.8 | 3.7 | 2.3 | 6.7 |
| <i>Item 1340 Subject P01, Q01</i> | <i>N</i> 2217 | 934 | 1096 | 1354 | 225 | 429 | 557 | 734 | 497 | 1580 | 364 | 1012 | 541 | 208 | 323 | 37 |
| A006I: Your standard of living—the things you have like housing, car, furniture, recreation, and the like? | | | | | | | | | | | | | | | | |
| 7. Completely satisfied | 33.9 | 34.5 | 34.0 | 35.8 | 31.7 | 31.7 | 30.6 | 38.8 | 32.2 | 35.4 | 30.0 | 36.9 | 31.1 | 35.2 | 31.1 | 23.6 |
| 6. | 28.0 | 28.8 | 27.6 | 30.4 | 26.1 | 27.2 | 29.4 | 29.4 | 25.0 | 29.6 | 23.3 | 30.1 | 25.6 | 25.0 | 25.4 | 31.2 |
| 5. | 16.6 | 18.0 | 15.5 | 16.3 | 12.8 | 19.6 | 18.3 | 12.6 | 18.2 | 15.5 | 22.1 | 13.4 | 18.7 | 22.2 | 19.3 | 15.2 |
| 4. Neutral | 12.8 | 11.2 | 13.6 | 10.0 | 19.7 | 10.4 | 12.4 | 13.1 | 14.8 | 11.6 | 15.2 | 12.8 | 14.0 | 12.0 | 10.3 | 19.0 |
| 3. | 4.7 | 4.4 | 4.8 | 4.6 | 4.5 | 5.3 | 5.7 | 3.0 | 5.3 | 4.5 | 4.4 | 3.7 | 6.3 | 3.0 | 7.3 | 2.6 |
| 2. | 2.4 | 1.9 | 2.9 | 2.0 | 2.5 | 2.5 | 1.2 | 2.2 | 3.8 | 2.2 | 2.7 | 1.6 | 2.6 | 0.6 | 4.8 | 8.4 |
| 1. Completely dissatisfied | 1.7 | 1.2 | 1.5 | 0.9 | 2.7 | 3.2 | 2.4 | 0.9 | 0.8 | 1.2 | 2.4 | 1.5 | 1.7 | 2.0 | 1.9 | - |
| <i>Item 1350 Subject F01, P02</i> | <i>N</i> 2229 | 936 | 1103 | 1358 | 227 | 431 | 559 | 740 | 499 | 1586 | 367 | 1020 | 543 | 209 | 324 | 37 |

DESCRIPTIVE RESULTS: 2002

45

| QUESTIONNAIRE FORM 1 2002 | TOTAL | SEX | | RACE | | REGION | | | | COLLEGE PLANS? | | ILLICIT DRUG USE: LIFETIME | | | | |
|--|---------------|------|------|-------|-------|--------|------|------|------|-------------------|------|----------------------------|------------------------|--------------|---------------|--------------------|
| | | M | F | White | Black | NE | NC | S | W | Yes | No | None | Mari- juana Only | Few Pills | More Pills | Any Her- oin |
| <i>N (Weighted No. of Cases):</i> | 2251 | 941 | 1110 | 1362 | 233 | 439 | 561 | 749 | 502 | 1595 | 367 | 1021 | 548 | 214 | 325 | 37 |
| <i>% of Weighted Total:</i> | 100.0 | 41.8 | 49.3 | 60.5 | 10.3 | 19.5 | 24.9 | 33.3 | 22.3 | 70.8 | 16.3 | 45.4 | 24.3 | 9.5 | 14.4 | 1.6 |
| A006J: The amount of time you have for doing things you want to do? | | | | | | | | | | | | | | | | |
| 7. Completely satisfied | 12.9 | 13.8 | 11.4 | 11.9 | 19.2 | 12.7 | 10.7 | 16.1 | 10.7 | 11.9 | 14.3 | 13.3 | 11.8 | 10.2 | 12.7 | 14.2 |
| 6. | 18.5 | 21.1 | 16.5 | 20.4 | 14.6 | 18.4 | 18.8 | 18.4 | 18.5 | 20.4 | 12.7 | 19.4 | 20.3 | 15.5 | 16.7 | 18.0 |
| 5. | 20.6 | 24.2 | 18.3 | 21.8 | 17.1 | 20.0 | 21.0 | 19.1 | 22.9 | 20.1 | 24.7 | 21.5 | 20.8 | 18.8 | 18.0 | 13.1 |
| 4. Neutral | 17.0 | 13.8 | 19.0 | 14.5 | 22.6 | 18.5 | 15.0 | 15.4 | 20.1 | 15.7 | 19.7 | 18.3 | 14.8 | 19.4 | 14.0 | 20.4 |
| 3. | 15.5 | 13.2 | 18.5 | 16.6 | 12.5 | 13.8 | 19.9 | 15.3 | 12.5 | 16.4 | 14.9 | 14.7 | 16.8 | 19.7 | 14.3 | 26.0 |
| 2. | 8.4 | 7.5 | 9.4 | 8.9 | 4.2 | 9.0 | 8.5 | 8.0 | 8.3 | 8.8 | 7.4 | 6.4 | 9.1 | 9.6 | 13.8 | 7.1 |
| 1. Completely dissatisfied | 7.1 | 6.4 | 6.9 | 5.9 | 9.9 | 7.6 | 5.9 | 7.6 | 7.1 | 6.6 | 6.3 | 6.4 | 6.4 | 6.7 | 10.6 | 1.2 |
| <i>Item 1360 Subject P02</i> | <i>N</i> 2225 | 932 | 1103 | 1355 | 226 | 430 | 556 | 740 | 499 | 1586 | 366 | 1020 | 543 | 209 | 322 | 35 |
| A006K: The way you spend your leisure time—recreation, relaxation, and so on? | | | | | | | | | | | | | | | | |
| 7. Completely satisfied | 23.3 | 26.1 | 20.1 | 23.8 | 26.9 | 22.4 | 22.6 | 25.7 | 21.1 | 22.6 | 24.6 | 24.6 | 23.9 | 16.5 | 20.4 | 27.9 |
| 6. | 24.7 | 29.2 | 21.7 | 27.9 | 16.8 | 26.0 | 23.4 | 24.5 | 25.4 | 25.2 | 23.7 | 25.4 | 26.7 | 22.0 | 22.5 | 20.6 |
| 5. | 19.9 | 19.3 | 20.4 | 20.7 | 20.0 | 18.8 | 22.4 | 20.3 | 17.3 | 21.1 | 16.6 | 18.2 | 19.8 | 27.7 | 21.2 | 22.0 |
| 4. Neutral | 16.4 | 12.7 | 20.1 | 13.9 | 19.2 | 15.5 | 15.4 | 14.9 | 20.5 | 15.5 | 20.9 | 17.0 | 14.7 | 19.8 | 13.7 | 25.2 |
| 3. | 8.0 | 6.2 | 9.2 | 7.5 | 7.3 | 9.0 | 8.2 | 7.4 | 7.7 | 8.4 | 5.8 | 7.7 | 7.1 | 7.5 | 11.0 | - |
| 2. | 5.1 | 4.5 | 5.8 | 5.0 | 2.7 | 4.9 | 6.0 | 3.9 | 5.8 | 5.0 | 6.0 | 4.1 | 5.1 | 5.4 | 8.4 | 4.3 |
| 1. Completely dissatisfied | 2.7 | 2.0 | 2.8 | 1.2 | 7.1 | 3.4 | 2.0 | 3.3 | 2.1 | 2.2 | 2.4 | 3.1 | 2.7 | 1.1 | 2.8 | - |
| <i>Item 1370 Subject C08, P02</i> | <i>N</i> 2220 | 930 | 1104 | 1351 | 227 | 430 | 555 | 739 | 497 | 1585 | 364 | 1018 | 543 | 209 | 319 | 36 |
| A006L: Your life as a whole these days? | | | | | | | | | | | | | | | | |
| 7. Completely satisfied | 18.8 | 20.3 | 18.1 | 18.4 | 24.5 | 16.2 | 16.4 | 24.2 | 15.7 | 19.0 | 18.5 | 22.1 | 16.6 | 13.7 | 12.9 | 19.6 |
| 6. | 29.8 | 31.7 | 28.2 | 33.8 | 20.8 | 33.7 | 29.8 | 27.7 | 29.6 | 32.2 | 22.5 | 30.9 | 28.3 | 31.6 | 31.8 | 12.7 |
| 5. | 21.6 | 23.1 | 20.1 | 22.0 | 20.2 | 18.0 | 22.9 | 20.0 | 25.6 | 20.9 | 24.5 | 19.9 | 24.2 | 21.5 | 22.1 | 20.2 |
| 4. Neutral | 17.8 | 14.7 | 20.1 | 15.1 | 20.5 | 18.5 | 16.4 | 18.7 | 17.4 | 16.2 | 22.1 | 17.5 | 18.5 | 20.6 | 15.3 | 16.7 |
| 3. | 7.2 | 5.1 | 8.9 | 6.9 | 8.0 | 6.3 | 10.1 | 5.1 | 7.9 | 7.1 | 6.5 | 7.0 | 7.0 | 7.3 | 9.1 | 8.7 |
| 2. | 2.5 | 2.9 | 2.5 | 2.5 | 1.4 | 2.8 | 2.7 | 2.2 | 2.5 | 2.6 | 2.5 | 1.2 | 2.1 | 3.5 | 6.2 | 9.0 |
| 1. Completely dissatisfied | 2.4 | 2.3 | 2.0 | 1.4 | 4.5 | 4.5 | 1.8 | 2.2 | 1.4 | 1.9 | 3.4 | 1.3 | 3.2 | 1.8 | 2.6 | 13.2 |
| <i>Item 1380 Subject P01</i> | <i>N</i> 2219 | 931 | 1102 | 1351 | 227 | 430 | 554 | 739 | 496 | 1581 | 366 | 1017 | 540 | 209 | 322 | 36 |
| A006M: The way our national government is operating? | | | | | | | | | | | | | | | | |
| 7. Completely satisfied | 4.5 | 6.2 | 3.1 | 5.3 | 1.5 | 3.1 | 4.3 | 7.1 | 1.8 | 4.5 | 5.6 | 5.1 | 3.2 | 4.5 | 2.9 | 18.5 |
| 6. | 13.1 | 14.6 | 11.0 | 15.4 | 5.6 | 11.0 | 14.6 | 13.8 | 12.2 | 13.5 | 12.3 | 13.9 | 12.7 | 10.8 | 14.9 | 4.5 |
| 5. | 17.0 | 20.0 | 15.5 | 19.4 | 11.2 | 17.7 | 17.1 | 18.1 | 14.8 | 18.5 | 10.8 | 16.7 | 18.5 | 12.5 | 18.7 | 13.4 |
| 4. Neutral | 41.5 | 35.5 | 46.7 | 40.2 | 41.8 | 40.9 | 43.0 | 37.5 | 46.1 | 40.9 | 43.1 | 42.8 | 42.8 | 47.4 | 32.5 | 26.4 |
| 3. | 10.9 | 11.0 | 11.3 | 9.6 | 13.3 | 9.7 | 11.7 | 9.8 | 12.8 | 11.1 | 10.8 | 10.3 | 10.6 | 10.6 | 13.4 | 12.8 |
| 2. | 5.6 | 5.4 | 5.5 | 4.9 | 9.2 | 7.6 | 5.1 | 4.5 | 6.1 | 5.7 | 5.4 | 4.9 | 4.0 | 6.7 | 9.3 | 9.5 |
| 1. Completely dissatisfied | 7.4 | 7.2 | 7.0 | 5.1 | 17.4 | 10.0 | 4.2 | 9.2 | 6.2 | 5.8 | 12.0 | 6.3 | 8.2 | 7.7 | 8.3 | 15.0 |
| <i>Item 1390 Subject H02, K02</i> | <i>N</i> 2216 | 929 | 1101 | 1353 | 225 | 427 | 554 | 736 | 499 | 1579 | 367 | 1014 | 541 | 208 | 321 | 37 |
| A006N: The amount of fun you are having? | | | | | | | | | | | | | | | | |
| 7. Completely satisfied | 20.7 | 23.0 | 18.8 | 20.8 | 21.5 | 20.2 | 19.9 | 23.1 | 18.5 | 19.2 | 24.8 | 21.2 | 20.8 | 19.5 | 17.0 | 25.1 |
| 6. | 27.2 | 30.6 | 24.3 | 30.4 | 23.0 | 26.3 | 26.7 | 27.3 | 28.3 | 29.5 | 20.6 | 28.1 | 24.4 | 26.5 | 29.6 | 22.9 |
| 5. | 21.7 | 21.3 | 22.3 | 21.8 | 21.8 | 21.7 | 22.0 | 20.9 | 22.5 | 21.9 | 23.0 | 20.2 | 25.8 | 25.4 | 19.7 | 15.0 |
| 4. Neutral | 16.2 | 12.6 | 19.1 | 14.3 | 17.6 | 16.4 | 16.2 | 17.1 | 14.7 | 15.1 | 19.1 | 16.8 | 14.6 | 13.2 | 19.4 | 14.9 |
| 3. | 7.6 | 6.4 | 9.1 | 7.1 | 6.6 | 6.0 | 9.8 | 5.7 | 9.5 | 7.9 | 6.9 | 7.6 | 7.1 | 8.0 | 7.6 | 13.2 |
| 2. | 3.1 | 2.4 | 3.5 | 3.0 | 2.9 | 3.9 | 3.0 | 2.1 | 4.2 | 3.4 | 1.4 | 2.7 | 3.7 | 4.9 | 2.8 | - |
| 1. Completely dissatisfied | 3.5 | 3.6 | 3.0 | 2.7 | 6.7 | 5.4 | 2.5 | 3.9 | 2.3 | 3.1 | 4.1 | 3.5 | 3.5 | 2.6 | 3.9 | 9.0 |
| <i>Item 1400 Subject P02, Q01</i> | <i>N</i> 2219 | 927 | 1104 | 1354 | 225 | 431 | 555 | 739 | 495 | 1579 | 367 | 1019 | 541 | 209 | 322 | 37 |
| A007: How important is each of the following to you in your life? | | | | | | | | | | | | | | | | |
| A007A: Being successful in my line of work | | | | | | | | | | | | | | | | |
| 1. Not important | 1.3 | 1.4 | 1.1 | 1.1 | 3.3 | 2.3 | 1.3 | 1.2 | 0.5 | 0.9 | 2.7 | 0.6 | 1.1 | 1.8 | 1.4 | 10.7 |
| 2. Somewhat important | 7.4 | 8.4 | 6.0 | 7.4 | 6.8 | 5.2 | 7.1 | 9.0 | 7.0 | 7.1 | 8.6 | 9.6 | 3.8 | 8.9 | 5.4 | 1.1 |
| 3. Quite important | 28.0 | 28.1 | 29.3 | 30.6 | 15.8 | 29.8 | 29.4 | 23.8 | 31.0 | 27.6 | 32.2 | 26.4 | 32.8 | 24.8 | 31.6 | 16.1 |
| 4. Extremely important | 63.4 | 62.1 | 63.6 | 60.9 | 74.2 | 62.7 | 62.2 | 66.0 | 61.5 | 64.4 | 56.5 | 63.4 | 62.3 | 64.4 | 61.6 | 72.0 |
| <i>Item 1410 Subject C06, Q07</i> | <i>N</i> 2222 | 934 | 1100 | 1350 | 231 | 427 | 559 | 739 | 497 | 1580 | 366 | 1016 | 545 | 209 | 322 | 37 |

MONITORING THE FUTURE

| QUESTIONNAIRE FORM 1 2002 | TOTAL | SEX | | RACE | | REGION | | | | COLLEGE PLANS? | | ILLICIT DRUG USE: LIFETIME | | | | |
|---|---------------|------|------|-------|-------|--------|------|------|------|-------------------|------|----------------------------|------------------------|--------------|---------------|--------------------|
| | | M | F | White | Black | NE | NC | S | W | Yes | No | None | Mari- juana Only | Few Pills | More Pills | Any Her- oin |
| <i>N (Weighted No. of Cases):</i> | 2251 | 941 | 1110 | 1362 | 233 | 439 | 561 | 749 | 502 | 1595 | 367 | 1021 | 548 | 214 | 325 | 37 |
| <i>% of Weighted Total:</i> | 100.0 | 41.8 | 49.3 | 60.5 | 10.3 | 19.5 | 24.9 | 33.3 | 22.3 | 70.8 | 16.3 | 45.4 | 24.3 | 9.5 | 14.4 | 1.6 |
| A007B: Having a good marriage and family life | | | | | | | | | | | | | | | | |
| 1. Not important | 3.1 | 4.3 | 2.2 | 3.0 | 6.2 | 3.1 | 3.9 | 3.4 | 1.8 | 2.6 | 6.2 | 2.5 | 3.1 | 4.8 | 4.2 | 4.0 |
| 2. Somewhat important | 5.6 | 5.9 | 5.2 | 4.8 | 8.0 | 5.1 | 5.6 | 6.6 | 4.6 | 4.6 | 10.0 | 5.2 | 5.6 | 7.2 | 4.6 | - |
| 3. Quite important | 14.0 | 17.2 | 10.6 | 13.9 | 16.2 | 13.8 | 16.4 | 11.0 | 15.9 | 12.8 | 14.2 | 12.4 | 15.1 | 15.2 | 14.0 | 23.1 |
| 4. Extremely important | 77.3 | 72.7 | 82.0 | 78.3 | 69.6 | 78.0 | 74.0 | 79.0 | 77.7 | 80.1 | 69.6 | 79.9 | 76.2 | 72.7 | 77.2 | 72.9 |
| <i>Item 1420 Subject D03, Q07</i> | <i>N</i> 2219 | 932 | 1098 | 1349 | 230 | 426 | 559 | 736 | 498 | 1577 | 366 | 1012 | 545 | 209 | 322 | 37 |
| A007C: Having lots of money | | | | | | | | | | | | | | | | |
| 1. Not important | 5.2 | 3.8 | 6.5 | 5.5 | 4.3 | 6.7 | 5.2 | 6.2 | 2.5 | 5.6 | 4.8 | 4.7 | 4.8 | 9.5 | 4.4 | 12.0 |
| 2. Somewhat important | 32.5 | 27.9 | 38.8 | 39.2 | 15.1 | 30.9 | 34.7 | 33.4 | 30.1 | 34.6 | 29.3 | 37.9 | 26.3 | 24.9 | 36.1 | 13.7 |
| 3. Quite important | 37.1 | 36.0 | 37.4 | 36.8 | 30.7 | 33.1 | 38.0 | 35.7 | 41.4 | 37.6 | 36.1 | 37.4 | 36.5 | 41.9 | 36.1 | 31.9 |
| 4. Extremely important | 25.2 | 32.3 | 17.4 | 18.5 | 50.0 | 29.3 | 22.2 | 24.7 | 25.9 | 22.2 | 29.8 | 20.0 | 32.5 | 23.7 | 23.3 | 42.4 |
| <i>Item 1430 Subject F01, Q07</i> | <i>N</i> 2217 | 933 | 1096 | 1347 | 231 | 424 | 558 | 738 | 498 | 1578 | 364 | 1011 | 545 | 209 | 321 | 37 |
| A007D: Having plenty of time for recreation and hobbies | | | | | | | | | | | | | | | | |
| 1. Not important | 1.9 | 0.9 | 2.9 | 1.2 | 2.9 | 1.5 | 2.0 | 1.6 | 2.7 | 1.4 | 4.8 | 2.0 | 1.9 | - | 3.2 | 2.7 |
| 2. Somewhat important | 22.2 | 14.6 | 28.2 | 21.6 | 24.0 | 22.2 | 22.2 | 23.6 | 20.1 | 21.0 | 26.2 | 22.9 | 20.2 | 21.1 | 23.7 | 16.5 |
| 3. Quite important | 45.1 | 46.1 | 45.3 | 47.6 | 37.8 | 41.5 | 46.6 | 45.3 | 45.9 | 46.6 | 41.2 | 47.7 | 44.0 | 41.0 | 42.2 | 37.0 |
| 4. Extremely important | 30.9 | 38.4 | 23.7 | 29.6 | 35.4 | 34.8 | 29.2 | 29.5 | 31.3 | 30.9 | 27.8 | 27.3 | 34.0 | 37.9 | 30.9 | 43.8 |
| <i>Item 1440 Subject C08, Q07</i> | <i>N</i> 2221 | 933 | 1100 | 1351 | 230 | 427 | 559 | 738 | 497 | 1579 | 367 | 1015 | 545 | 209 | 322 | 37 |
| A007E: Having strong friendships | | | | | | | | | | | | | | | | |
| 1. Not important | 1.3 | 1.1 | 1.2 | 0.5 | 4.9 | 0.7 | 1.7 | 1.4 | 1.0 | 0.8 | 3.1 | 0.8 | 1.6 | 2.0 | 1.2 | 2.7 |
| 2. Somewhat important | 5.8 | 6.2 | 5.3 | 4.5 | 10.0 | 7.6 | 4.0 | 6.7 | 4.6 | 5.0 | 8.5 | 5.7 | 6.1 | 3.5 | 6.8 | 1.1 |
| 3. Quite important | 29.2 | 31.8 | 26.1 | 27.7 | 31.4 | 25.9 | 29.8 | 27.0 | 34.4 | 28.0 | 30.0 | 29.3 | 32.4 | 21.5 | 28.5 | 19.6 |
| 4. Extremely important | 63.8 | 60.9 | 67.4 | 67.2 | 53.7 | 65.7 | 64.4 | 64.8 | 60.0 | 66.2 | 58.4 | 64.2 | 59.9 | 73.1 | 63.5 | 76.6 |
| <i>Item 1450 Subject M04, Q07</i> | <i>N</i> 2220 | 934 | 1099 | 1350 | 231 | 426 | 559 | 737 | 497 | 1578 | 367 | 1015 | 545 | 209 | 322 | 37 |
| A007F: Being able to find steady work | | | | | | | | | | | | | | | | |
| 1. Not important | 0.9 | 1.0 | 0.5 | 0.8 | 1.5 | 1.3 | 1.0 | 1.0 | 0.2 | 0.8 | 0.9 | 0.7 | 0.2 | 1.2 | 1.8 | 6.6 |
| 2. Somewhat important | 5.9 | 6.4 | 5.3 | 5.6 | 6.3 | 5.3 | 5.8 | 4.0 | 9.1 | 5.5 | 8.6 | 6.1 | 5.2 | 7.1 | 5.3 | 4.6 |
| 3. Quite important | 26.8 | 28.9 | 25.6 | 27.3 | 14.0 | 30.6 | 28.0 | 22.0 | 29.3 | 26.2 | 28.9 | 27.6 | 25.9 | 27.9 | 25.9 | 28.8 |
| 4. Extremely important | 66.4 | 63.7 | 68.6 | 66.3 | 78.2 | 62.7 | 65.1 | 73.0 | 61.3 | 67.6 | 61.6 | 65.6 | 68.6 | 63.8 | 67.1 | 60.0 |
| <i>Item 1460 Subject C04, Q07</i> | <i>N</i> 2211 | 933 | 1091 | 1344 | 231 | 425 | 557 | 734 | 495 | 1575 | 363 | 1010 | 544 | 209 | 319 | 37 |
| A007G: Making a contribution to society | | | | | | | | | | | | | | | | |
| 1. Not important | 5.7 | 7.7 | 4.0 | 5.1 | 3.9 | 6.3 | 5.5 | 4.2 | 7.5 | 4.5 | 9.7 | 4.5 | 5.1 | 7.3 | 8.6 | 12.2 |
| 2. Somewhat important | 33.6 | 34.2 | 32.2 | 33.3 | 35.0 | 34.1 | 37.0 | 29.0 | 36.1 | 31.2 | 42.5 | 30.8 | 36.2 | 33.4 | 37.6 | 50.3 |
| 3. Quite important | 38.7 | 37.2 | 41.2 | 40.2 | 35.5 | 40.4 | 38.3 | 39.3 | 36.8 | 39.5 | 34.5 | 40.6 | 39.7 | 43.5 | 30.9 | 18.9 |
| 4. Extremely important | 22.0 | 20.9 | 22.7 | 21.3 | 25.6 | 19.2 | 19.1 | 27.5 | 19.6 | 24.8 | 13.3 | 24.2 | 19.0 | 15.7 | 22.8 | 18.6 |
| <i>Item 1470 Subject O01, Q07</i> | <i>N</i> 2217 | 933 | 1099 | 1351 | 231 | 426 | 558 | 736 | 497 | 1577 | 367 | 1013 | 545 | 209 | 322 | 37 |
| A007H: Being a leader in my community | | | | | | | | | | | | | | | | |
| 1. Not important | 20.9 | 20.9 | 20.3 | 21.5 | 10.6 | 23.0 | 21.4 | 17.8 | 23.0 | 17.9 | 31.9 | 18.7 | 20.0 | 25.5 | 26.6 | 41.1 |
| 2. Somewhat important | 38.9 | 35.4 | 42.6 | 39.0 | 37.0 | 40.6 | 38.6 | 38.4 | 38.3 | 37.9 | 41.1 | 38.9 | 41.2 | 36.6 | 37.4 | 33.1 |
| 3. Quite important | 24.7 | 26.5 | 24.3 | 26.2 | 29.3 | 23.8 | 24.7 | 25.1 | 24.8 | 26.9 | 18.3 | 24.4 | 24.8 | 28.7 | 21.0 | 17.9 |
| 4. Extremely important | 15.6 | 17.2 | 12.9 | 13.4 | 23.1 | 12.6 | 15.2 | 18.7 | 13.9 | 17.2 | 8.7 | 18.1 | 13.9 | 9.2 | 15.0 | 7.8 |
| <i>Item 1480 Subject M05, Q07</i> | <i>N</i> 2213 | 929 | 1098 | 1345 | 230 | 422 | 559 | 734 | 496 | 1576 | 366 | 1015 | 541 | 208 | 320 | 37 |
| A007I: Being able to give my children better opportunities than I've had | | | | | | | | | | | | | | | | |
| 1. Not important | 2.3 | 3.2 | 1.6 | 2.1 | 2.7 | 3.7 | 2.5 | 1.2 | 2.6 | 2.1 | 4.3 | 1.9 | 2.1 | 3.7 | 2.5 | 4.0 |
| 2. Somewhat important | 7.1 | 7.6 | 6.4 | 7.3 | 2.6 | 8.5 | 7.5 | 4.9 | 8.8 | 7.4 | 6.0 | 7.7 | 5.5 | 8.5 | 6.9 | 6.5 |
| 3. Quite important | 24.5 | 25.5 | 24.5 | 29.9 | 11.0 | 25.7 | 30.2 | 20.8 | 22.4 | 25.5 | 22.1 | 24.1 | 25.8 | 30.2 | 21.2 | 23.8 |
| 4. Extremely important | 66.1 | 63.8 | 67.5 | 60.6 | 83.7 | 62.1 | 59.8 | 73.2 | 66.2 | 65.0 | 67.7 | 66.3 | 66.5 | 57.6 | 69.4 | 65.8 |
| <i>Item 1490 Subject Q07</i> | <i>N</i> 2212 | 930 | 1096 | 1343 | 230 | 423 | 558 | 735 | 497 | 1574 | 366 | 1011 | 544 | 207 | 321 | 37 |

DESCRIPTIVE RESULTS: 2002

47

| QUESTIONNAIRE FORM 1 2002 | TOTAL | SEX | | RACE | | REGION | | | | COLLEGE PLANS? | | ILLICIT DRUG USE: LIFETIME | | | | |
|---|---------------|------------|-------------|-------------|------------|------------|------------|------------|------------|-------------------|------------|----------------------------|------------------------|--------------|---------------|--------------------|
| | | M | F | White | Black | NE | NC | S | W | Yes | No | None | Mari- juana Only | Few Pills | More Pills | Any Her- oin |
| <i>N (Weighted No. of Cases):</i> | 2251 | 941 | 1110 | 1362 | 233 | 439 | 561 | 749 | 502 | 1595 | 367 | 1021 | 548 | 214 | 325 | 37 |
| <i>% of Weighted Total:</i> | 100.0 | 41.8 | 49.3 | 60.5 | 10.3 | 19.5 | 24.9 | 33.3 | 22.3 | 70.8 | 16.3 | 45.4 | 24.3 | 9.5 | 14.4 | 1.6 |
| A007J: Living close to parents and relatives | | | | | | | | | | | | | | | | |
| 1. Not important | 14.2 | 13.3 | 14.6 | 14.7 | 12.4 | 14.7 | 15.6 | 14.3 | 11.8 | 13.8 | 15.1 | 12.5 | 13.4 | 18.1 | 18.1 | 23.4 |
| 2. Somewhat important | 35.9 | 38.4 | 34.4 | 37.9 | 42.1 | 31.8 | 38.1 | 36.1 | 36.6 | 37.4 | 30.7 | 36.2 | 34.9 | 34.4 | 36.7 | 48.6 |
| 3. Quite important | 33.0 | 33.8 | 32.8 | 33.5 | 32.1 | 36.3 | 31.0 | 33.3 | 32.3 | 32.7 | 33.4 | 34.1 | 33.0 | 34.1 | 32.3 | 18.3 |
| 4. Extremely important | 16.9 | 14.4 | 18.2 | 13.9 | 13.4 | 17.3 | 15.3 | 16.3 | 19.4 | 16.1 | 20.8 | 17.2 | 18.7 | 13.5 | 12.9 | 9.6 |
| <i>Item 1500 Subject M03, Q07</i> | <i>N 2204</i> | <i>927</i> | <i>1095</i> | <i>1344</i> | <i>228</i> | <i>423</i> | <i>557</i> | <i>731</i> | <i>494</i> | <i>1573</i> | <i>365</i> | <i>1009</i> | <i>545</i> | <i>207</i> | <i>318</i> | <i>37</i> |
| A007K: Getting away from this area of the country | | | | | | | | | | | | | | | | |
| 1. Not important | 45.4 | 45.3 | 45.4 | 47.7 | 33.5 | 39.7 | 44.0 | 45.7 | 51.6 | 47.0 | 41.7 | 50.0 | 45.6 | 42.2 | 38.6 | 28.9 |
| 2. Somewhat important | 25.7 | 24.9 | 25.7 | 24.0 | 30.6 | 28.2 | 24.7 | 25.0 | 25.5 | 26.1 | 22.1 | 24.9 | 23.6 | 25.4 | 28.9 | 29.7 |
| 3. Quite important | 14.9 | 15.8 | 14.5 | 15.3 | 17.5 | 14.5 | 17.0 | 14.1 | 14.0 | 14.2 | 16.3 | 13.7 | 15.6 | 15.4 | 16.4 | 13.4 |
| 4. Extremely important | 14.0 | 13.9 | 14.5 | 13.0 | 18.5 | 17.6 | 14.4 | 15.1 | 9.0 | 12.7 | 20.0 | 11.5 | 15.1 | 17.0 | 16.2 | 28.0 |
| <i>Item 1510 Subject Q07</i> | <i>N 2216</i> | <i>933</i> | <i>1098</i> | <i>1350</i> | <i>228</i> | <i>426</i> | <i>559</i> | <i>733</i> | <i>497</i> | <i>1576</i> | <i>367</i> | <i>1015</i> | <i>542</i> | <i>209</i> | <i>322</i> | <i>37</i> |
| A007L: Working to correct social and economic inequalities | | | | | | | | | | | | | | | | |
| 1. Not important | 21.0 | 22.4 | 19.2 | 23.8 | 10.7 | 19.3 | 25.9 | 16.3 | 23.7 | 18.7 | 28.5 | 19.3 | 20.7 | 19.5 | 26.6 | 28.5 |
| 2. Somewhat important | 44.2 | 43.8 | 46.2 | 46.6 | 41.2 | 45.9 | 47.2 | 43.5 | 40.4 | 46.2 | 41.0 | 45.0 | 44.1 | 49.1 | 44.3 | 24.5 |
| 3. Quite important | 24.1 | 23.7 | 24.5 | 21.3 | 30.7 | 21.2 | 18.9 | 28.0 | 26.7 | 23.8 | 25.3 | 25.2 | 24.4 | 22.8 | 17.6 | 26.4 |
| 4. Extremely important | 10.8 | 10.1 | 10.0 | 8.3 | 17.3 | 13.6 | 8.0 | 12.2 | 9.3 | 11.3 | 5.2 | 10.5 | 10.8 | 8.5 | 11.5 | 20.6 |
| <i>Item 1520 Subject N02, O01, Q07</i> | <i>N 2202</i> | <i>923</i> | <i>1095</i> | <i>1338</i> | <i>227</i> | <i>422</i> | <i>552</i> | <i>731</i> | <i>497</i> | <i>1571</i> | <i>366</i> | <i>1010</i> | <i>542</i> | <i>207</i> | <i>317</i> | <i>37</i> |
| A007M: Discovering new ways to experience things | | | | | | | | | | | | | | | | |
| 1. Not important | 7.7 | 5.4 | 9.6 | 7.6 | 5.1 | 7.0 | 7.1 | 6.3 | 11.2 | 7.7 | 8.8 | 7.7 | 7.0 | 2.6 | 12.3 | 18.8 |
| 2. Somewhat important | 33.2 | 32.0 | 34.3 | 35.4 | 30.5 | 29.9 | 36.7 | 32.7 | 32.9 | 33.3 | 32.1 | 35.7 | 34.3 | 27.9 | 27.4 | 23.9 |
| 3. Quite important | 36.6 | 40.5 | 34.4 | 37.7 | 33.8 | 35.8 | 33.6 | 39.2 | 36.7 | 36.7 | 39.7 | 37.4 | 35.3 | 44.1 | 33.4 | 24.2 |
| 4. Extremely important | 22.4 | 22.1 | 21.7 | 19.4 | 30.6 | 27.3 | 22.6 | 21.8 | 19.1 | 22.3 | 19.4 | 19.2 | 23.5 | 25.4 | 26.9 | 33.1 |
| <i>Item 1530 Subject Q07</i> | <i>N 2215</i> | <i>931</i> | <i>1099</i> | <i>1347</i> | <i>229</i> | <i>425</i> | <i>557</i> | <i>736</i> | <i>497</i> | <i>1576</i> | <i>367</i> | <i>1014</i> | <i>545</i> | <i>209</i> | <i>319</i> | <i>37</i> |
| A007N: Finding purpose and meaning in my life | | | | | | | | | | | | | | | | |
| 1. Not important | 3.7 | 5.1 | 2.7 | 3.7 | 4.3 | 3.8 | 4.8 | 3.1 | 3.4 | 3.2 | 7.1 | 3.7 | 2.9 | 2.0 | 5.0 | 19.9 |
| 2. Somewhat important | 12.6 | 14.7 | 10.8 | 13.2 | 8.0 | 11.5 | 13.6 | 11.0 | 14.7 | 12.6 | 12.8 | 12.5 | 13.9 | 11.1 | 11.9 | 10.5 |
| 3. Quite important | 26.8 | 28.8 | 25.1 | 29.5 | 19.9 | 29.6 | 27.1 | 24.0 | 28.3 | 26.9 | 27.0 | 26.9 | 27.4 | 25.8 | 26.1 | 13.9 |
| 4. Extremely important | 56.9 | 51.3 | 61.4 | 53.7 | 67.8 | 55.1 | 54.5 | 62.0 | 53.6 | 57.2 | 53.1 | 56.9 | 55.8 | 61.1 | 57.1 | 55.6 |
| <i>Item 1540 Subject Q07</i> | <i>N 2213</i> | <i>930</i> | <i>1099</i> | <i>1347</i> | <i>229</i> | <i>424</i> | <i>558</i> | <i>734</i> | <i>496</i> | <i>1576</i> | <i>365</i> | <i>1014</i> | <i>543</i> | <i>208</i> | <i>320</i> | <i>37</i> |
| A008: Generally speaking, would you say that most people can be trusted or that you can't be too careful in dealing with people? | | | | | | | | | | | | | | | | |
| 3. Most people can be trusted | 19.3 | 21.6 | 17.8 | 22.7 | 10.7 | 21.0 | 20.8 | 15.9 | 21.0 | 20.1 | 16.0 | 21.2 | 16.7 | 18.4 | 19.5 | 23.5 |
| 2. Don't know, undecided | 33.8 | 35.2 | 32.9 | 35.0 | 23.3 | 31.8 | 36.2 | 31.0 | 36.8 | 34.4 | 32.8 | 36.3 | 32.8 | 35.9 | 27.3 | 11.0 |
| 1. Can't be too careful | 46.9 | 43.2 | 49.3 | 42.3 | 66.0 | 47.2 | 42.9 | 53.1 | 42.1 | 45.4 | 51.2 | 42.5 | 50.6 | 45.7 | 53.2 | 65.5 |
| <i>Item 1550 Subject Q05</i> | <i>N 2165</i> | <i>905</i> | <i>1078</i> | <i>1317</i> | <i>229</i> | <i>416</i> | <i>545</i> | <i>722</i> | <i>483</i> | <i>1539</i> | <i>361</i> | <i>989</i> | <i>531</i> | <i>207</i> | <i>313</i> | <i>37</i> |
| A009: Would you say that most of the time people try to be helpful or that they are mostly just looking out for themselves? | | | | | | | | | | | | | | | | |
| 3. Try to be helpful | 24.0 | 22.7 | 24.7 | 25.4 | 26.3 | 22.3 | 27.0 | 24.4 | 21.5 | 25.2 | 21.6 | 28.2 | 19.6 | 25.8 | 18.7 | 19.0 |
| 2. Don't know, undecided | 36.2 | 37.2 | 35.3 | 38.3 | 27.4 | 35.8 | 39.3 | 32.2 | 39.3 | 36.3 | 36.5 | 36.1 | 37.3 | 32.0 | 36.8 | 30.8 |
| 1. Just looking out for themselves | 39.8 | 40.1 | 40.0 | 36.3 | 46.4 | 41.9 | 33.7 | 43.4 | 39.2 | 38.4 | 41.9 | 35.6 | 43.2 | 42.1 | 44.5 | 50.2 |
| <i>Item 1560 Subject Q05</i> | <i>N 2208</i> | <i>929</i> | <i>1096</i> | <i>1346</i> | <i>229</i> | <i>426</i> | <i>554</i> | <i>733</i> | <i>495</i> | <i>1576</i> | <i>365</i> | <i>1010</i> | <i>545</i> | <i>208</i> | <i>318</i> | <i>37</i> |
| A010: Do you think most people would try to take advantage of you if they got a chance or would they try to be fair? | | | | | | | | | | | | | | | | |
| 3. Would try to be fair | 19.6 | 20.8 | 18.6 | 22.4 | 16.8 | 19.0 | 20.8 | 19.2 | 19.2 | 21.6 | 11.9 | 22.6 | 14.8 | 20.7 | 18.4 | 15.6 |
| 2. Don't know, undecided | 39.3 | 39.9 | 38.4 | 41.1 | 27.9 | 38.5 | 40.2 | 37.2 | 42.1 | 39.6 | 38.6 | 41.0 | 39.0 | 33.8 | 35.1 | 27.5 |
| 1. Would try to take advantage of you | 41.1 | 39.3 | 43.0 | 36.5 | 55.3 | 42.5 | 39.0 | 43.6 | 38.7 | 38.8 | 49.4 | 36.5 | 46.2 | 45.5 | 46.5 | 56.9 |
| <i>Item 1570 Subject Q05</i> | <i>N 2205</i> | <i>928</i> | <i>1095</i> | <i>1345</i> | <i>228</i> | <i>424</i> | <i>553</i> | <i>733</i> | <i>495</i> | <i>1574</i> | <i>365</i> | <i>1010</i> | <i>545</i> | <i>208</i> | <i>316</i> | <i>37</i> |

MONITORING THE FUTURE

| QUESTIONNAIRE FORM 1 2002 | TOTAL | SEX | | RACE | | REGION | | | | COLLEGE PLANS? | | ILLCIT DRUG USE: LIFETIME | | | | |
|--|---------------|------|------|-------|-------|--------|------|------|------|-------------------|------|---------------------------|------------------------|--------------|---------------|--------------------|
| | | M | F | White | Black | NE | NC | S | W | Yes | No | None | Mari- juana Only | Few Pills | More Pills | Any Her- oin |
| <i>N (Weighted No. of Cases):</i> | 2251 | 941 | 1110 | 1362 | 233 | 439 | 561 | 749 | 502 | 1595 | 367 | 1021 | 548 | 214 | 325 | 37 |
| <i>% of Weighted Total:</i> | 100.0 | 41.8 | 49.3 | 60.5 | 10.3 | 19.5 | 24.9 | 33.3 | 22.3 | 70.8 | 16.3 | 45.4 | 24.3 | 9.5 | 14.4 | 1.6 |
| A011: These next questions ask your opinions about a number of different topics. How much do you agree or disagree with each statement below? | | | | | | | | | | | | | | | | |
| A011A: I feel that you can't be a good citizen unless you always obey the law | | | | | | | | | | | | | | | | |
| 1. Disagree | 19.3 | 22.2 | 15.2 | 18.2 | 21.3 | 22.5 | 18.3 | 19.1 | 17.9 | 17.1 | 23.8 | 12.5 | 22.1 | 24.2 | 29.4 | 51.7 |
| 2. Mostly disagree | 22.4 | 20.9 | 24.2 | 23.1 | 21.3 | 25.1 | 21.8 | 21.7 | 21.8 | 23.9 | 20.4 | 20.9 | 23.1 | 21.2 | 28.8 | 12.2 |
| 3. Neither | 23.4 | 22.9 | 24.2 | 22.7 | 21.2 | 22.4 | 24.0 | 19.4 | 29.5 | 22.2 | 28.0 | 22.9 | 25.1 | 25.1 | 21.0 | 5.5 |
| 4. Mostly agree | 28.0 | 26.2 | 30.5 | 30.4 | 26.5 | 22.9 | 29.9 | 31.0 | 25.9 | 30.3 | 21.8 | 35.0 | 24.0 | 25.3 | 18.0 | 21.9 |
| 5. Agree | 6.9 | 7.8 | 5.9 | 5.5 | 9.7 | 7.1 | 6.0 | 8.8 | 4.9 | 6.5 | 6.0 | 8.8 | 5.7 | 4.2 | 2.9 | 8.7 |
| <i>Item 1580 Subject H03</i> | <i>N</i> 2203 | 925 | 1094 | 1345 | 229 | 425 | 556 | 730 | 492 | 1570 | 365 | 1005 | 544 | 209 | 318 | 37 |
| A011B: I feel good citizens should go along with whatever the government does even if they disagree with it | | | | | | | | | | | | | | | | |
| 1. Disagree | 37.0 | 35.7 | 37.6 | 33.5 | 49.6 | 43.3 | 31.1 | 38.4 | 36.0 | 36.5 | 36.6 | 33.0 | 41.8 | 34.7 | 43.8 | 57.1 |
| 2. Mostly disagree | 28.4 | 26.7 | 29.7 | 28.2 | 26.5 | 25.7 | 27.2 | 27.7 | 33.1 | 29.8 | 24.1 | 29.1 | 25.0 | 33.0 | 29.5 | 7.5 |
| 3. Neither | 20.4 | 21.6 | 20.0 | 22.1 | 12.8 | 21.1 | 25.3 | 18.5 | 16.9 | 19.6 | 22.7 | 22.6 | 20.8 | 18.5 | 15.6 | 8.0 |
| 4. Mostly agree | 11.0 | 12.3 | 10.3 | 13.0 | 7.4 | 8.2 | 12.4 | 11.0 | 11.7 | 11.2 | 13.1 | 10.7 | 10.0 | 10.0 | 10.9 | 21.4 |
| 5. Agree | 3.3 | 3.7 | 2.4 | 3.3 | 3.7 | 1.6 | 4.0 | 4.4 | 2.3 | 2.9 | 3.5 | 4.6 | 2.4 | 3.7 | 0.1 | 6.1 |
| <i>Item 1590 Subject H03</i> | <i>N</i> 2200 | 922 | 1095 | 1341 | 229 | 422 | 555 | 732 | 490 | 1569 | 365 | 1008 | 541 | 208 | 316 | 37 |
| A011C: I feel good citizens try to change the government policies they disagree with | | | | | | | | | | | | | | | | |
| 1. Disagree | 4.9 | 3.6 | 5.8 | 4.1 | 4.8 | 5.9 | 5.3 | 4.1 | 4.6 | 4.4 | 6.0 | 3.8 | 5.3 | 5.4 | 7.1 | 8.1 |
| 2. Mostly disagree | 8.0 | 8.5 | 6.8 | 7.3 | 8.5 | 9.0 | 7.2 | 6.9 | 9.7 | 7.6 | 8.7 | 7.4 | 5.7 | 10.1 | 11.1 | 8.2 |
| 3. Neither | 33.2 | 31.6 | 34.3 | 34.3 | 30.5 | 29.3 | 37.7 | 30.3 | 35.9 | 31.8 | 36.0 | 33.1 | 30.7 | 37.8 | 32.4 | 29.5 |
| 4. Mostly agree | 35.0 | 36.0 | 35.3 | 36.0 | 33.5 | 35.3 | 33.4 | 38.0 | 32.3 | 36.2 | 34.7 | 37.3 | 38.5 | 30.0 | 29.2 | 25.5 |
| 5. Agree | 18.9 | 20.4 | 17.7 | 18.3 | 22.8 | 20.5 | 16.4 | 20.7 | 17.6 | 20.1 | 14.7 | 18.4 | 19.7 | 16.8 | 20.2 | 28.6 |
| <i>Item 1600 Subject H03</i> | <i>N</i> 2196 | 924 | 1093 | 1341 | 227 | 424 | 554 | 728 | 490 | 1569 | 364 | 1007 | 541 | 208 | 318 | 36 |
| A011D: The way people vote has a major impact on how things are run in this country | | | | | | | | | | | | | | | | |
| 1. Disagree | 7.0 | 7.9 | 5.8 | 7.0 | 5.1 | 9.0 | 7.7 | 6.2 | 5.9 | 6.1 | 11.1 | 5.7 | 6.6 | 5.7 | 10.6 | 19.3 |
| 2. Mostly disagree | 9.6 | 11.1 | 8.2 | 8.5 | 7.0 | 10.1 | 9.5 | 7.0 | 13.1 | 9.8 | 9.2 | 8.0 | 8.6 | 11.8 | 15.7 | 8.0 |
| 3. Neither | 19.3 | 20.8 | 18.0 | 19.4 | 15.3 | 22.4 | 21.1 | 15.1 | 21.1 | 18.8 | 19.0 | 20.5 | 19.6 | 16.7 | 12.8 | 21.7 |
| 4. Mostly agree | 34.5 | 33.2 | 36.6 | 37.0 | 29.1 | 32.2 | 36.7 | 35.2 | 33.1 | 35.4 | 32.4 | 36.9 | 31.0 | 36.9 | 34.5 | 25.4 |
| 5. Agree | 29.5 | 27.0 | 31.5 | 28.1 | 43.4 | 26.3 | 25.1 | 36.6 | 26.9 | 30.0 | 28.3 | 28.9 | 34.3 | 28.9 | 26.5 | 25.6 |
| <i>Item 1610 Subject H05, I02</i> | <i>N</i> 2199 | 924 | 1096 | 1342 | 229 | 424 | 555 | 728 | 490 | 1571 | 363 | 1008 | 543 | 208 | 317 | 36 |
| A011E: People who get together in citizen action groups to influence government policies can have a real effect | | | | | | | | | | | | | | | | |
| 1. Disagree | 4.3 | 5.7 | 2.9 | 4.1 | 5.1 | 6.3 | 4.2 | 4.2 | 2.9 | 3.3 | 7.1 | 3.4 | 4.7 | 4.8 | 5.2 | 16.6 |
| 2. Mostly disagree | 9.0 | 10.4 | 7.5 | 8.4 | 4.1 | 8.3 | 8.9 | 5.1 | 15.6 | 8.7 | 9.4 | 7.3 | 7.2 | 11.9 | 11.8 | 10.0 |
| 3. Neither | 32.7 | 34.6 | 30.8 | 33.4 | 28.9 | 34.2 | 39.5 | 26.3 | 33.4 | 31.0 | 36.9 | 32.7 | 32.7 | 31.2 | 34.7 | 25.3 |
| 4. Mostly agree | 37.8 | 37.7 | 39.0 | 40.4 | 33.9 | 36.2 | 34.9 | 42.6 | 35.4 | 40.5 | 31.7 | 39.4 | 40.2 | 35.9 | 32.9 | 37.8 |
| 5. Agree | 16.2 | 11.6 | 19.8 | 13.7 | 28.0 | 15.0 | 12.5 | 21.8 | 12.8 | 16.6 | 14.9 | 17.3 | 15.3 | 16.2 | 15.4 | 10.3 |
| <i>Item 1620 Subject H03, I02</i> | <i>N</i> 2196 | 922 | 1094 | 1341 | 229 | 423 | 554 | 729 | 489 | 1567 | 364 | 1003 | 542 | 209 | 319 | 37 |
| A011F: Despite its many faults, our system of doing things is still the best in the world | | | | | | | | | | | | | | | | |
| 1. Disagree | 6.0 | 5.1 | 5.8 | 4.6 | 10.7 | 7.9 | 5.2 | 6.9 | 3.8 | 4.9 | 8.6 | 5.8 | 5.2 | 4.6 | 7.0 | 6.6 |
| 2. Mostly disagree | 8.6 | 8.2 | 8.6 | 6.9 | 10.6 | 7.7 | 8.5 | 7.6 | 10.7 | 7.6 | 11.7 | 8.1 | 6.7 | 7.7 | 12.7 | 13.1 |
| 3. Neither | 29.2 | 26.9 | 31.0 | 25.9 | 33.8 | 33.3 | 28.0 | 25.1 | 33.1 | 27.0 | 37.3 | 30.2 | 31.3 | 24.0 | 23.9 | 26.0 |
| 4. Mostly agree | 32.3 | 30.9 | 33.7 | 34.6 | 26.8 | 29.1 | 32.6 | 32.9 | 33.8 | 35.2 | 23.0 | 34.1 | 32.7 | 33.8 | 29.7 | 15.7 |
| 5. Agree | 24.0 | 28.9 | 20.9 | 28.0 | 18.1 | 22.0 | 25.6 | 27.5 | 18.6 | 25.3 | 19.3 | 21.8 | 24.0 | 29.8 | 26.7 | 38.6 |
| <i>Item 1630 Subject H04</i> | <i>N</i> 2192 | 924 | 1091 | 1341 | 226 | 421 | 556 | 728 | 486 | 1566 | 362 | 1002 | 543 | 208 | 316 | 36 |

| QUESTIONNAIRE FORM 1 2002 | TOTAL | SEX | | RACE | | REGION | | | | COLLEGE PLANS? | | ILLICIT DRUG USE: LIFETIME | | | | |
|---|---------------|------|------|-------|-------|--------|------|------|------|-------------------|------|----------------------------|------------------------|--------------|---------------|--------------------|
| | | M | F | White | Black | NE | NC | S | W | Yes | No | None | Mari- juana Only | Few Pills | More Pills | Any Her- oin |
| <i>N (Weighted No. of Cases):</i> | 2251 | 941 | 1110 | 1362 | 233 | 439 | 561 | 749 | 502 | 1595 | 367 | 1021 | 548 | 214 | 325 | 37 |
| <i>% of Weighted Total:</i> | 100.0 | 41.8 | 49.3 | 60.5 | 10.3 | 19.5 | 24.9 | 33.3 | 22.3 | 70.8 | 16.3 | 45.4 | 24.3 | 9.5 | 14.4 | 1.6 |
| A011G: America needs growth to survive, and that is going to require some increase in pollution | | | | | | | | | | | | | | | | |
| 1. Disagree | 28.7 | 26.4 | 30.9 | 29.2 | 32.8 | 33.8 | 26.9 | 29.7 | 24.9 | 29.9 | 22.7 | 29.3 | 26.7 | 26.5 | 36.7 | 18.9 |
| 2. Mostly disagree | 21.6 | 20.5 | 22.7 | 23.9 | 18.7 | 17.8 | 24.0 | 21.4 | 22.4 | 23.0 | 18.8 | 23.1 | 19.6 | 20.8 | 22.4 | 11.1 |
| 3. Neither | 30.5 | 31.0 | 30.6 | 29.7 | 29.9 | 29.9 | 31.0 | 28.2 | 34.1 | 29.1 | 37.4 | 30.8 | 34.4 | 32.5 | 20.1 | 35.2 |
| 4. Mostly agree | 13.3 | 15.6 | 10.8 | 12.6 | 8.9 | 14.4 | 12.3 | 12.7 | 14.6 | 12.7 | 13.7 | 12.2 | 12.4 | 12.9 | 16.1 | 14.4 |
| 5. Agree | 5.9 | 6.5 | 5.0 | 4.6 | 9.7 | 4.1 | 5.9 | 8.1 | 4.0 | 5.3 | 7.4 | 4.6 | 6.9 | 7.4 | 4.7 | 20.4 |
| <i>Item 1640 Subject F04</i> | <i>N</i> 2193 | 922 | 1092 | 1344 | 225 | 421 | 556 | 728 | 488 | 1569 | 361 | 1001 | 542 | 208 | 319 | 37 |
| A011H: If we just leave things to God, they will turn out for the best | | | | | | | | | | | | | | | | |
| 1. Disagree | 16.8 | 19.1 | 14.7 | 17.4 | 5.3 | 23.9 | 19.0 | 8.8 | 20.2 | 16.0 | 19.0 | 13.6 | 15.7 | 18.0 | 30.0 | 19.5 |
| 2. Mostly disagree | 9.9 | 10.5 | 9.8 | 9.3 | 7.5 | 13.7 | 8.7 | 7.4 | 11.7 | 9.3 | 12.9 | 8.6 | 11.5 | 10.2 | 9.6 | 18.1 |
| 3. Neither | 24.6 | 25.0 | 23.6 | 25.0 | 16.5 | 27.6 | 29.7 | 19.4 | 24.0 | 24.3 | 24.4 | 24.8 | 25.1 | 24.9 | 22.7 | 22.7 |
| 4. Mostly agree | 19.7 | 19.2 | 20.0 | 19.7 | 17.9 | 15.7 | 18.0 | 20.7 | 23.7 | 19.5 | 19.8 | 19.9 | 21.6 | 17.2 | 17.8 | 5.3 |
| 5. Agree | 29.0 | 26.2 | 31.9 | 28.6 | 52.8 | 19.0 | 24.7 | 43.7 | 20.4 | 30.8 | 23.9 | 33.1 | 26.0 | 29.7 | 19.9 | 34.4 |
| <i>Item 1650 Subject I02</i> | <i>N</i> 2182 | 920 | 1084 | 1342 | 228 | 422 | 554 | 725 | 481 | 1558 | 364 | 994 | 540 | 209 | 318 | 36 |
| A011I: Going to school has been an enjoyable experience for me | | | | | | | | | | | | | | | | |
| 1. Disagree | 8.0 | 7.9 | 7.3 | 6.9 | 8.8 | 10.8 | 8.2 | 7.0 | 6.7 | 6.1 | 14.4 | 5.3 | 8.0 | 12.3 | 12.0 | 28.0 |
| 2. Mostly disagree | 9.5 | 9.3 | 8.9 | 9.5 | 8.5 | 12.5 | 9.9 | 8.7 | 7.7 | 8.2 | 12.1 | 7.2 | 11.4 | 13.5 | 12.7 | 3.5 |
| 3. Neither | 19.3 | 20.8 | 17.9 | 19.8 | 21.0 | 18.1 | 21.0 | 18.5 | 19.7 | 17.7 | 24.9 | 18.0 | 18.7 | 20.6 | 20.4 | 17.3 |
| 4. Mostly agree | 40.0 | 39.5 | 41.8 | 42.6 | 33.0 | 36.7 | 39.6 | 41.2 | 41.5 | 43.2 | 30.7 | 43.2 | 38.9 | 35.1 | 36.8 | 30.0 |
| 5. Agree | 23.2 | 22.5 | 24.1 | 21.2 | 28.7 | 21.9 | 21.2 | 24.7 | 24.4 | 24.8 | 18.0 | 26.4 | 23.0 | 18.5 | 18.1 | 21.2 |
| <i>Item 1660 Subject B01</i> | <i>N</i> 2197 | 926 | 1091 | 1345 | 227 | 424 | 555 | 726 | 491 | 1569 | 364 | 1005 | 540 | 209 | 319 | 37 |
| A011J: Doing well in school is important for getting a good job | | | | | | | | | | | | | | | | |
| 1. Disagree | 3.0 | 3.8 | 2.0 | 2.7 | 2.4 | 4.9 | 3.2 | 2.2 | 2.6 | 2.2 | 5.5 | 1.7 | 4.4 | 4.2 | 4.4 | 2.7 |
| 2. Mostly disagree | 2.8 | 2.9 | 2.2 | 2.7 | 1.7 | 4.0 | 2.2 | 2.2 | 3.1 | 2.1 | 6.5 | 2.1 | 2.1 | 3.6 | 3.5 | 18.4 |
| 3. Neither | 9.8 | 12.4 | 7.4 | 9.9 | 9.2 | 9.0 | 10.8 | 8.6 | 10.9 | 8.2 | 15.0 | 6.8 | 13.4 | 10.1 | 9.3 | 11.7 |
| 4. Mostly agree | 30.8 | 32.6 | 29.7 | 32.4 | 26.1 | 33.7 | 30.2 | 28.9 | 31.9 | 30.0 | 34.3 | 30.9 | 28.6 | 33.2 | 33.0 | 19.4 |
| 5. Agree | 53.6 | 48.4 | 58.7 | 52.3 | 60.5 | 48.4 | 53.6 | 58.1 | 51.5 | 57.4 | 38.7 | 58.5 | 51.4 | 48.8 | 49.8 | 47.8 |
| <i>Item 1670 Subject B01</i> | <i>N</i> 2197 | 922 | 1095 | 1343 | 227 | 423 | 554 | 729 | 491 | 1573 | 361 | 1003 | 543 | 209 | 318 | 37 |
| A012: The next questions ask for your opinions on the effects of using certain drugs and other substances. How much do you think people risk harming themselves (physically or in other ways), if they . . . | | | | | | | | | | | | | | | | |
| A012A: Smoke one or more packs of cigarettes per day | | | | | | | | | | | | | | | | |
| 1. No risk | 3.4 | 3.7 | 2.7 | 2.0 | 7.5 | 3.1 | 3.4 | 3.4 | 3.3 | 2.4 | 6.7 | 2.9 | 3.4 | 3.0 | 2.2 | 9.2 |
| 2. Slight risk | 4.7 | 5.2 | 3.3 | 4.8 | 5.6 | 3.3 | 6.8 | 5.8 | 2.2 | 3.4 | 8.9 | 3.4 | 5.6 | 6.2 | 5.3 | 5.0 |
| 3. Moderate risk | 19.6 | 21.8 | 18.4 | 21.7 | 12.2 | 21.9 | 21.1 | 19.6 | 15.7 | 18.5 | 25.9 | 18.1 | 17.3 | 24.7 | 22.2 | 42.2 |
| 4. Great risk | 69.4 | 65.5 | 73.7 | 69.5 | 68.8 | 69.1 | 66.6 | 68.1 | 74.7 | 72.8 | 55.9 | 70.7 | 72.6 | 64.7 | 69.3 | 43.6 |
| 5. Can't say, drug unfamiliar | 3.0 | 3.7 | 1.9 | 2.0 | 5.9 | 2.6 | 2.1 | 3.1 | 4.1 | 2.9 | 2.6 | 4.8 | 1.1 | 1.4 | 1.0 | - |
| <i>Item 12360 Subject A14a</i> | <i>N</i> 2216 | 936 | 1097 | 1352 | 229 | 424 | 560 | 737 | 494 | 1580 | 367 | 1013 | 543 | 211 | 322 | 37 |
| A012B: Try marijuana once or twice | | | | | | | | | | | | | | | | |
| 1. No risk | 36.2 | 40.8 | 31.6 | 39.3 | 25.8 | 39.9 | 41.1 | 32.3 | 33.5 | 35.6 | 36.0 | 16.1 | 49.0 | 45.5 | 65.1 | 71.5 |
| 2. Slight risk | 32.4 | 29.3 | 36.0 | 32.4 | 33.7 | 32.4 | 30.6 | 32.5 | 34.4 | 33.6 | 29.7 | 35.5 | 36.1 | 33.9 | 22.0 | 10.0 |
| 3. Moderate risk | 12.4 | 9.0 | 15.6 | 11.6 | 13.3 | 10.0 | 11.3 | 12.9 | 14.8 | 13.0 | 12.4 | 17.7 | 7.6 | 10.1 | 7.1 | 11.9 |
| 4. Great risk | 15.0 | 16.3 | 13.9 | 13.9 | 21.6 | 13.3 | 13.6 | 18.8 | 12.6 | 14.2 | 17.6 | 23.7 | 6.6 | 9.8 | 5.3 | 3.9 |
| 5. Can't say, drug unfamiliar | 3.9 | 4.7 | 2.9 | 2.7 | 5.6 | 4.3 | 3.5 | 3.6 | 4.7 | 3.7 | 4.3 | 7.0 | 0.7 | 0.6 | 0.4 | 2.6 |
| <i>Item 12370 Subject A14a</i> | <i>N</i> 2215 | 936 | 1097 | 1353 | 228 | 425 | 559 | 737 | 495 | 1580 | 367 | 1011 | 545 | 211 | 322 | 37 |
| A012C: Smoke marijuana occasionally | | | | | | | | | | | | | | | | |
| 1. No risk | 15.3 | 19.2 | 10.3 | 15.0 | 14.0 | 19.2 | 15.1 | 16.5 | 10.3 | 13.1 | 19.3 | 5.3 | 16.7 | 21.2 | 32.8 | 57.0 |
| 2. Slight risk | 27.6 | 26.8 | 28.6 | 31.0 | 24.6 | 26.6 | 31.5 | 25.9 | 26.8 | 29.2 | 22.9 | 15.0 | 41.2 | 36.5 | 41.6 | 14.2 |
| 3. Moderate risk | 30.0 | 26.1 | 35.0 | 30.7 | 26.8 | 28.4 | 28.1 | 29.6 | 34.1 | 31.7 | 27.1 | 37.6 | 30.3 | 24.5 | 14.3 | 21.1 |
| 4. Great risk | 23.0 | 22.7 | 23.1 | 20.5 | 29.1 | 21.5 | 21.6 | 24.4 | 23.6 | 22.0 | 26.9 | 34.8 | 11.1 | 16.0 | 10.5 | 5.2 |
| 5. Can't say, drug unfamiliar | 4.1 | 5.3 | 2.9 | 2.8 | 5.4 | 4.3 | 3.7 | 3.6 | 5.2 | 4.1 | 3.8 | 7.2 | 0.8 | 1.7 | 0.9 | 2.6 |
| <i>Item 12380 Subject A14a</i> | <i>N</i> 2212 | 936 | 1095 | 1353 | 228 | 425 | 559 | 736 | 493 | 1578 | 366 | 1010 | 544 | 210 | 322 | 37 |

MONITORING THE FUTURE

| QUESTIONNAIRE FORM 1 2002 | TOTAL | SEX | | RACE | | REGION | | | | COLLEGE PLANS? | | ILLICIT DRUG USE: LIFETIME | | | | |
|---|---------------|------|------|-------|-------|--------|------|------|------|-------------------|------|----------------------------|------------------------|--------------|---------------|--------------------|
| | | M | F | White | Black | NE | NC | S | W | Yes | No | None | Mari- juana Only | Few Pills | More Pills | Any Her- oin |
| <i>N (Weighted No. of Cases):</i> | 2251 | 941 | 1110 | 1362 | 233 | 439 | 561 | 749 | 502 | 1595 | 367 | 1021 | 548 | 214 | 325 | 37 |
| <i>% of Weighted Total:</i> | 100.0 | 41.8 | 49.3 | 60.5 | 10.3 | 19.5 | 24.9 | 33.3 | 22.3 | 70.8 | 16.3 | 45.4 | 24.3 | 9.5 | 14.4 | 1.6 |
| A012D: Smoke marijuana regularly | | | | | | | | | | | | | | | | |
| 1. No risk | 7.6 | 9.9 | 4.8 | 6.4 | 11.0 | 8.9 | 8.9 | 8.3 | 4.1 | 6.0 | 12.9 | 3.8 | 7.7 | 7.2 | 13.6 | 40.0 |
| 2. Slight risk | 10.6 | 12.8 | 7.6 | 11.1 | 6.9 | 11.8 | 10.5 | 9.8 | 10.7 | 10.3 | 8.3 | 3.5 | 11.6 | 22.4 | 21.7 | 22.5 |
| 3. Moderate risk | 22.4 | 22.7 | 22.8 | 24.2 | 19.1 | 21.8 | 25.6 | 20.9 | 21.5 | 22.6 | 22.0 | 13.4 | 32.1 | 26.1 | 34.2 | 17.1 |
| 4. Great risk | 55.0 | 49.2 | 61.7 | 55.3 | 56.9 | 53.0 | 50.8 | 57.2 | 58.1 | 57.0 | 52.0 | 72.1 | 47.4 | 43.2 | 28.8 | 16.5 |
| 5. Can't say, drug unfamiliar | 4.4 | 5.5 | 3.1 | 3.0 | 6.1 | 4.4 | 4.2 | 3.8 | 5.6 | 4.1 | 4.8 | 7.2 | 1.2 | 1.2 | 1.7 | 3.9 |
| <i>Item 12390 Subject A14a</i> | <i>N</i> 2210 | 930 | 1098 | 1347 | 229 | 425 | 559 | 733 | 493 | 1575 | 367 | 1011 | 543 | 207 | 322 | 37 |
| A012E: Try cocaine in powder form once or twice | | | | | | | | | | | | | | | | |
| 1. No risk | 6.5 | 8.1 | 4.1 | 5.7 | 6.2 | 7.4 | 7.2 | 5.7 | 6.4 | 5.0 | 9.4 | 3.4 | 6.7 | 5.3 | 14.8 | 17.7 |
| 2. Slight risk | 18.1 | 16.7 | 19.2 | 19.2 | 9.7 | 18.3 | 18.3 | 17.5 | 18.5 | 18.0 | 17.3 | 14.0 | 15.3 | 21.7 | 32.5 | 48.8 |
| 3. Moderate risk | 22.3 | 23.1 | 22.8 | 25.3 | 13.9 | 25.3 | 25.2 | 18.4 | 22.4 | 23.4 | 20.7 | 22.3 | 22.2 | 26.6 | 23.2 | 19.7 |
| 4. Great risk | 44.9 | 42.7 | 46.9 | 43.3 | 58.1 | 40.2 | 42.9 | 50.7 | 42.5 | 45.8 | 42.4 | 49.0 | 48.6 | 44.0 | 27.5 | 8.0 |
| 5. Can't say, drug unfamiliar | 8.2 | 9.3 | 6.9 | 6.6 | 12.0 | 8.9 | 6.4 | 7.7 | 10.2 | 7.8 | 10.2 | 11.3 | 7.2 | 2.4 | 2.0 | 5.9 |
| <i>Item 12501 Subject A14a</i> | <i>N</i> 2215 | 935 | 1098 | 1353 | 229 | 425 | 560 | 737 | 493 | 1580 | 367 | 1013 | 544 | 209 | 322 | 37 |
| A012F: Take cocaine powder occasionally | | | | | | | | | | | | | | | | |
| 1. No risk | 3.8 | 4.2 | 2.5 | 2.2 | 6.5 | 4.4 | 4.0 | 4.0 | 2.9 | 2.5 | 7.0 | 3.0 | 2.9 | 1.8 | 5.4 | 20.3 |
| 2. Slight risk | 3.9 | 4.4 | 2.8 | 4.4 | 1.4 | 6.1 | 3.7 | 2.9 | 3.5 | 3.0 | 5.7 | 1.0 | 3.7 | 3.3 | 10.8 | 27.8 |
| 3. Moderate risk | 22.0 | 20.7 | 23.9 | 24.5 | 10.9 | 19.8 | 25.4 | 21.6 | 20.5 | 21.9 | 21.9 | 19.0 | 20.4 | 26.0 | 34.0 | 35.9 |
| 4. Great risk | 62.4 | 61.5 | 64.2 | 62.4 | 69.3 | 61.5 | 60.3 | 64.0 | 63.0 | 64.8 | 55.4 | 66.0 | 65.9 | 65.8 | 47.2 | 11.4 |
| 5. Can't say, drug unfamiliar | 8.0 | 9.2 | 6.6 | 6.4 | 11.9 | 8.2 | 6.5 | 7.5 | 10.1 | 7.8 | 10.0 | 10.9 | 7.1 | 3.0 | 2.6 | 4.6 |
| <i>Item 12502 Subject A14a</i> | <i>N</i> 2213 | 935 | 1097 | 1351 | 229 | 425 | 560 | 736 | 493 | 1578 | 367 | 1013 | 544 | 210 | 321 | 37 |
| A012G: Take cocaine powder regularly | | | | | | | | | | | | | | | | |
| 1. No risk | 3.4 | 3.9 | 2.3 | 1.8 | 6.3 | 3.9 | 3.2 | 3.7 | 2.7 | 2.3 | 6.3 | 2.8 | 3.0 | 1.8 | 3.0 | 21.0 |
| 2. Slight risk | 0.9 | 1.1 | 0.5 | 0.7 | 0.5 | 1.7 | 1.1 | 0.7 | 0.2 | 0.7 | 1.3 | 0.2 | 0.8 | 2.4 | 2.0 | 3.1 |
| 3. Moderate risk | 2.9 | 2.7 | 2.4 | 2.8 | 0.6 | 3.0 | 2.7 | 2.3 | 4.0 | 2.0 | 5.3 | 1.7 | 2.4 | 3.4 | 4.8 | 26.9 |
| 4. Great risk | 84.8 | 83.1 | 88.2 | 88.2 | 80.5 | 83.2 | 86.0 | 85.8 | 83.2 | 87.4 | 76.5 | 84.6 | 86.5 | 89.8 | 87.3 | 44.5 |
| 5. Can't say, drug unfamiliar | 8.0 | 9.1 | 6.6 | 6.4 | 12.2 | 8.2 | 6.9 | 7.5 | 9.8 | 7.6 | 10.5 | 10.7 | 7.4 | 2.6 | 2.9 | 4.6 |
| <i>Item 12503 Subject A14a</i> | <i>N</i> 2213 | 936 | 1097 | 1352 | 229 | 425 | 559 | 736 | 493 | 1579 | 367 | 1013 | 544 | 209 | 321 | 37 |
| A012H: Try "crack" cocaine once or twice | | | | | | | | | | | | | | | | |
| 1. No risk | 5.2 | 5.8 | 4.3 | 3.9 | 6.3 | 5.9 | 5.7 | 4.6 | 4.9 | 4.2 | 8.9 | 3.7 | 5.3 | 3.8 | 8.1 | 19.6 |
| 2. Slight risk | 13.7 | 12.1 | 15.8 | 14.4 | 9.1 | 14.4 | 15.6 | 11.8 | 14.1 | 13.3 | 15.3 | 11.9 | 11.9 | 18.9 | 20.2 | 27.8 |
| 3. Moderate risk | 20.5 | 20.0 | 20.9 | 22.8 | 11.0 | 22.4 | 23.3 | 17.4 | 20.1 | 21.8 | 15.2 | 20.3 | 17.6 | 21.5 | 28.0 | 16.1 |
| 4. Great risk | 51.1 | 51.2 | 51.6 | 50.7 | 62.4 | 47.3 | 47.4 | 58.1 | 48.2 | 51.7 | 48.8 | 52.3 | 56.4 | 50.6 | 39.1 | 29.4 |
| 5. Can't say, drug unfamiliar | 9.5 | 11.0 | 7.5 | 8.2 | 11.2 | 10.0 | 8.0 | 8.2 | 12.7 | 9.0 | 11.8 | 11.9 | 8.8 | 5.2 | 4.6 | 7.0 |
| <i>Item 12504 Subject A14a</i> | <i>N</i> 2210 | 935 | 1094 | 1349 | 229 | 425 | 558 | 735 | 493 | 1578 | 365 | 1013 | 544 | 208 | 320 | 37 |
| A012I: Take "crack" cocaine occasionally | | | | | | | | | | | | | | | | |
| 1. No risk | 3.5 | 4.2 | 2.3 | 2.0 | 6.1 | 3.9 | 3.8 | 3.6 | 2.7 | 2.4 | 6.6 | 2.8 | 2.9 | 2.0 | 4.0 | 21.0 |
| 2. Slight risk | 2.2 | 1.8 | 2.5 | 2.2 | 0.7 | 2.7 | 2.1 | 1.6 | 2.9 | 2.0 | 3.3 | 0.8 | 2.1 | 4.5 | 4.1 | 12.5 |
| 3. Moderate risk | 17.3 | 14.8 | 19.9 | 18.5 | 10.8 | 16.2 | 19.7 | 16.3 | 16.9 | 16.9 | 18.1 | 16.7 | 15.3 | 20.7 | 23.2 | 26.4 |
| 4. Great risk | 67.8 | 68.3 | 68.1 | 69.2 | 70.8 | 68.1 | 66.8 | 70.5 | 64.8 | 70.0 | 60.3 | 68.3 | 71.0 | 68.3 | 63.8 | 33.1 |
| 5. Can't say, drug unfamiliar | 9.2 | 10.8 | 7.3 | 8.0 | 11.5 | 9.1 | 7.6 | 8.0 | 12.7 | 8.8 | 11.6 | 11.4 | 8.6 | 4.5 | 5.0 | 7.0 |
| <i>Item 12505 Subject A14a</i> | <i>N</i> 2213 | 936 | 1097 | 1351 | 229 | 425 | 560 | 735 | 493 | 1578 | 367 | 1012 | 544 | 210 | 322 | 37 |
| A012J: Take "crack" cocaine regularly | | | | | | | | | | | | | | | | |
| 1. No risk | 3.3 | 3.9 | 2.2 | 1.8 | 6.6 | 3.8 | 3.6 | 3.5 | 2.3 | 2.2 | 6.5 | 2.8 | 2.9 | 2.7 | 2.2 | 21.0 |
| 2. Slight risk | 0.8 | 0.9 | 0.5 | 0.4 | 0.5 | 0.7 | 0.4 | 0.9 | 1.2 | 0.7 | 0.9 | 0.3 | 0.4 | 2.7 | 2.1 | - |
| 3. Moderate risk | 2.2 | 2.6 | 1.7 | 2.3 | 0.4 | 2.2 | 2.0 | 2.2 | 2.7 | 1.8 | 4.4 | 1.3 | 2.5 | 3.7 | 1.6 | 19.1 |
| 4. Great risk | 84.5 | 81.8 | 88.2 | 87.3 | 81.9 | 84.4 | 85.9 | 85.7 | 81.2 | 86.7 | 76.4 | 84.3 | 85.3 | 86.3 | 88.8 | 52.9 |
| 5. Can't say, drug unfamiliar | 9.2 | 10.8 | 7.5 | 8.1 | 10.6 | 8.8 | 8.2 | 7.8 | 12.6 | 8.7 | 11.8 | 11.2 | 8.9 | 4.6 | 5.2 | 7.0 |
| <i>Item 12506 Subject A14a</i> | <i>N</i> 2208 | 934 | 1096 | 1350 | 227 | 423 | 559 | 733 | 493 | 1574 | 367 | 1010 | 544 | 210 | 322 | 37 |
| A012K: Try one or two drinks of an alcoholic beverage (beer, wine, liquor) | | | | | | | | | | | | | | | | |
| 1. No risk | 48.4 | 52.1 | 44.6 | 54.3 | 24.4 | 53.8 | 55.8 | 42.0 | 44.9 | 48.9 | 45.5 | 35.8 | 57.6 | 57.2 | 67.5 | 64.4 |
| 2. Slight risk | 31.1 | 26.6 | 36.2 | 30.0 | 36.2 | 29.9 | 27.5 | 32.4 | 34.4 | 31.5 | 31.1 | 35.4 | 29.9 | 31.8 | 24.4 | 8.9 |
| 3. Moderate risk | 9.4 | 8.5 | 10.8 | 7.6 | 18.0 | 7.0 | 9.2 | 11.4 | 8.8 | 9.4 | 9.7 | 12.5 | 7.2 | 6.3 | 4.6 | 12.3 |
| 4. Great risk | 8.5 | 9.4 | 6.8 | 6.6 | 15.4 | 6.8 | 5.9 | 11.6 | 8.3 | 7.7 | 11.2 | 12.1 | 4.5 | 4.7 | 2.8 | 14.3 |
| 5. Can't say, drug unfamiliar | 2.6 | 3.5 | 1.6 | 1.5 | 6.1 | 2.6 | 1.6 | 2.7 | 3.5 | 2.5 | 2.4 | 4.2 | 0.7 | - | 0.6 | - |
| <i>Item 12510 Subject A14a</i> | <i>N</i> 2209 | 933 | 1096 | 1350 | 228 | 422 | 560 | 735 | 491 | 1578 | 364 | 1009 | 542 | 210 | 322 | 37 |

DESCRIPTIVE RESULTS: 2002

51

| QUESTIONNAIRE FORM 1 2002 | TOTAL | SEX | | RACE | | REGION | | | | COLLEGE PLANS? | | ILLICIT DRUG USE: LIFETIME | | | | |
|--|---------------|------|------|-------|-------|--------|------|------|------|-------------------|------|----------------------------|------------------------|--------------|---------------|--------------------|
| | | M | F | White | Black | NE | NC | S | W | Yes | No | None | Mari- juana Only | Few Pills | More Pills | Any Her- oin |
| <i>N (Weighted No. of Cases):</i> | 2251 | 941 | 1110 | 1362 | 233 | 439 | 561 | 749 | 502 | 1595 | 367 | 1021 | 548 | 214 | 325 | 37 |
| <i>% of Weighted Total:</i> | 100.0 | 41.8 | 49.3 | 60.5 | 10.3 | 19.5 | 24.9 | 33.3 | 22.3 | 70.8 | 16.3 | 45.4 | 24.3 | 9.5 | 14.4 | 1.6 |
| A012L: Take one or two drinks nearly every day | | | | | | | | | | | | | | | | |
| 1. No risk | 14.5 | 20.4 | 7.9 | 14.9 | 10.7 | 13.3 | 17.8 | 15.2 | 10.7 | 12.7 | 18.3 | 8.0 | 19.2 | 16.1 | 23.3 | 28.3 |
| 2. Slight risk | 29.5 | 31.2 | 27.9 | 33.7 | 16.8 | 35.6 | 35.3 | 24.7 | 24.9 | 28.3 | 34.7 | 25.2 | 33.2 | 35.0 | 32.6 | 35.9 |
| 3. Moderate risk | 31.2 | 25.8 | 38.0 | 30.8 | 34.4 | 28.8 | 26.1 | 32.0 | 38.1 | 33.6 | 23.9 | 33.3 | 31.6 | 36.3 | 28.0 | 7.9 |
| 4. Great risk | 22.1 | 18.9 | 24.7 | 18.8 | 32.0 | 19.7 | 19.1 | 25.2 | 22.8 | 22.9 | 20.3 | 29.3 | 15.3 | 11.9 | 15.5 | 26.6 |
| 5. Can't say, drug unfamiliar | 2.6 | 3.8 | 1.5 | 1.8 | 6.0 | 2.6 | 1.7 | 2.9 | 3.4 | 2.5 | 2.8 | 4.3 | 0.7 | 0.6 | 0.6 | 1.3 |
| <i>Item 12520 Subject A14a</i> | <i>N</i> 2208 | 935 | 1095 | 1350 | 229 | 423 | 559 | 737 | 490 | 1578 | 364 | 1010 | 543 | 210 | 320 | 37 |
| A012M: Take four or five drinks nearly every day | | | | | | | | | | | | | | | | |
| 1. No risk | 5.8 | 7.8 | 3.1 | 5.0 | 7.7 | 4.1 | 6.5 | 6.8 | 4.9 | 4.1 | 9.5 | 3.9 | 6.7 | 6.8 | 7.0 | 9.8 |
| 2. Slight risk | 9.7 | 13.1 | 6.5 | 11.2 | 3.3 | 8.4 | 13.6 | 9.1 | 7.1 | 8.6 | 14.7 | 4.6 | 15.2 | 9.8 | 15.4 | 21.9 |
| 3. Moderate risk | 23.9 | 27.4 | 21.2 | 27.4 | 14.5 | 27.7 | 26.8 | 21.1 | 21.7 | 23.3 | 25.9 | 20.1 | 25.7 | 35.3 | 24.9 | 32.4 |
| 4. Great risk | 57.7 | 47.8 | 67.4 | 54.4 | 68.5 | 56.6 | 51.1 | 60.1 | 62.7 | 61.4 | 46.4 | 66.6 | 51.8 | 46.8 | 52.3 | 34.5 |
| 5. Can't say, drug unfamiliar | 2.9 | 3.9 | 1.8 | 1.9 | 6.1 | 3.1 | 2.0 | 2.9 | 3.6 | 2.6 | 3.5 | 4.7 | 0.6 | 1.4 | 0.4 | 1.3 |
| <i>Item 12530 Subject A14a</i> | <i>N</i> 2212 | 935 | 1097 | 1351 | 228 | 425 | 560 | 736 | 492 | 1577 | 367 | 1011 | 543 | 210 | 322 | 37 |
| A012N: Have five or more drinks once or twice each weekend | | | | | | | | | | | | | | | | |
| 1. No risk | 10.1 | 13.3 | 6.1 | 10.2 | 7.5 | 10.4 | 11.3 | 10.6 | 7.6 | 8.0 | 15.8 | 4.9 | 13.1 | 10.3 | 19.0 | 13.9 |
| 2. Slight risk | 15.3 | 19.8 | 11.2 | 16.3 | 6.6 | 17.0 | 16.9 | 12.5 | 16.3 | 15.1 | 15.0 | 8.1 | 20.9 | 18.4 | 24.3 | 31.8 |
| 3. Moderate risk | 27.6 | 26.0 | 29.6 | 30.3 | 15.4 | 31.2 | 30.2 | 25.5 | 24.7 | 28.1 | 24.9 | 25.7 | 28.9 | 35.9 | 28.7 | 19.6 |
| 4. Great risk | 44.1 | 37.1 | 51.3 | 41.1 | 64.7 | 38.4 | 39.5 | 48.5 | 47.7 | 46.1 | 41.8 | 56.8 | 35.9 | 34.6 | 27.1 | 34.8 |
| 5. Can't say, drug unfamiliar | 2.9 | 3.8 | 1.9 | 2.1 | 5.8 | 2.9 | 2.2 | 3.0 | 3.7 | 2.8 | 2.5 | 4.5 | 1.1 | 0.8 | 0.9 | - |
| <i>Item 12540 Subject A14a</i> | <i>N</i> 2211 | 932 | 1098 | 1349 | 229 | 425 | 556 | 737 | 492 | 1577 | 366 | 1010 | 544 | 210 | 322 | 35 |
| A012O: Try heroin once or twice without using a needle | | | | | | | | | | | | | | | | |
| 1. No risk | 4.3 | 5.2 | 2.7 | 2.9 | 6.4 | 4.1 | 4.9 | 4.3 | 3.9 | 3.1 | 7.9 | 3.3 | 4.3 | 2.1 | 5.4 | 24.4 |
| 2. Slight risk | 6.1 | 6.1 | 6.8 | 6.7 | 2.4 | 7.0 | 6.9 | 5.5 | 5.5 | 6.3 | 7.3 | 5.0 | 4.7 | 6.3 | 10.2 | 32.6 |
| 3. Moderate risk | 17.3 | 15.5 | 18.8 | 17.3 | 14.7 | 19.6 | 18.2 | 13.5 | 20.2 | 17.5 | 15.0 | 16.4 | 17.0 | 23.6 | 20.1 | 14.4 |
| 4. Great risk | 60.6 | 60.5 | 61.1 | 61.8 | 63.9 | 55.7 | 60.0 | 66.9 | 56.0 | 62.1 | 56.4 | 61.3 | 63.3 | 60.7 | 56.3 | 24.1 |
| 5. Can't say, drug unfamiliar | 11.6 | 12.8 | 10.6 | 11.3 | 12.6 | 13.6 | 10.1 | 9.8 | 14.4 | 11.1 | 13.4 | 14.0 | 10.8 | 7.3 | 7.9 | 4.6 |
| <i>Item 29600 Subject A14a</i> | <i>N</i> 2213 | 935 | 1098 | 1351 | 229 | 424 | 560 | 738 | 493 | 1578 | 367 | 1012 | 543 | 210 | 322 | 37 |
| A012P: Take heroin occasionally without using a needle | | | | | | | | | | | | | | | | |
| 1. No risk | 3.7 | 3.9 | 2.4 | 1.9 | 6.3 | 4.3 | 3.9 | 3.4 | 3.6 | 2.4 | 6.5 | 2.9 | 3.3 | 2.7 | 4.4 | 12.1 |
| 2. Slight risk | 1.6 | 2.3 | 1.2 | 1.7 | 0.5 | 0.7 | 1.7 | 2.0 | 1.8 | 1.7 | 2.7 | 0.6 | 0.9 | 4.4 | 2.2 | 23.5 |
| 3. Moderate risk | 8.5 | 7.9 | 9.2 | 8.8 | 7.0 | 9.5 | 11.4 | 7.0 | 6.4 | 8.1 | 9.2 | 7.7 | 6.7 | 12.4 | 10.3 | 29.1 |
| 4. Great risk | 74.7 | 73.4 | 76.7 | 76.3 | 73.5 | 72.6 | 72.6 | 78.2 | 73.6 | 76.9 | 68.6 | 74.6 | 78.4 | 73.7 | 75.2 | 30.6 |
| 5. Can't say, drug unfamiliar | 11.5 | 12.5 | 10.5 | 11.3 | 12.8 | 12.8 | 10.3 | 9.4 | 14.6 | 10.9 | 13.1 | 14.2 | 10.7 | 6.8 | 7.9 | 4.6 |
| <i>Item 29610 Subject A14a</i> | <i>N</i> 2213 | 935 | 1097 | 1351 | 229 | 424 | 560 | 737 | 493 | 1578 | 367 | 1013 | 543 | 210 | 322 | 37 |
| A013: How difficult do you think it would be for you to get each of the following types of drugs, if you wanted some? | | | | | | | | | | | | | | | | |
| A013A: Marijuana | | | | | | | | | | | | | | | | |
| 1. Probably impossible | 3.8 | 2.6 | 3.5 | 2.4 | 5.0 | 3.0 | 4.4 | 3.4 | 4.5 | 3.0 | 5.0 | 6.9 | 0.2 | 1.4 | 1.4 | 2.7 |
| 2. Very difficult | 2.3 | 2.1 | 2.7 | 2.1 | 2.0 | 1.5 | 3.5 | 2.2 | 1.9 | 2.3 | 2.9 | 3.7 | 1.6 | 1.6 | - | 1.3 |
| 3. Fairly difficult | 4.7 | 4.9 | 4.9 | 5.2 | 4.7 | 3.9 | 3.8 | 6.3 | 4.0 | 5.4 | 2.1 | 8.1 | 1.6 | 3.0 | 1.1 | 1.3 |
| 4. Fairly easy | 23.4 | 24.7 | 23.6 | 24.1 | 17.1 | 22.3 | 24.7 | 19.2 | 28.9 | 25.7 | 17.4 | 33.1 | 15.2 | 19.1 | 10.8 | 3.9 |
| 5. Very easy | 65.8 | 65.7 | 65.2 | 66.1 | 71.2 | 69.3 | 63.5 | 68.8 | 60.8 | 63.6 | 72.5 | 48.2 | 81.4 | 74.9 | 86.8 | 90.7 |
| <i>Item 6750 Subject A03a</i> | <i>N</i> 2188 | 925 | 1083 | 1339 | 225 | 419 | 557 | 726 | 486 | 1558 | 365 | 992 | 543 | 210 | 322 | 36 |
| A013B: "Crack" cocaine | | | | | | | | | | | | | | | | |
| 1. Probably impossible | 9.6 | 10.9 | 7.1 | 9.0 | 11.2 | 8.5 | 12.1 | 9.4 | 7.9 | 8.3 | 12.3 | 12.7 | 7.2 | 8.0 | 4.5 | 2.7 |
| 2. Very difficult | 13.5 | 15.4 | 12.7 | 14.0 | 10.9 | 10.9 | 15.3 | 12.5 | 15.0 | 15.0 | 7.8 | 15.2 | 14.1 | 15.4 | 7.7 | 1.3 |
| 3. Fairly difficult | 30.9 | 31.3 | 31.1 | 33.8 | 20.0 | 35.8 | 32.4 | 26.3 | 32.1 | 33.4 | 22.1 | 29.6 | 33.6 | 34.6 | 32.7 | 11.0 |
| 4. Fairly easy | 28.5 | 26.2 | 31.7 | 30.6 | 19.9 | 27.5 | 25.7 | 30.4 | 29.8 | 28.7 | 31.5 | 29.4 | 23.8 | 27.7 | 33.8 | 35.5 |
| 5. Very easy | 17.5 | 16.3 | 17.4 | 12.5 | 37.9 | 17.3 | 14.5 | 21.4 | 15.2 | 14.6 | 26.3 | 13.1 | 21.2 | 14.3 | 21.2 | 49.6 |
| <i>Item 6811 Subject A03a</i> | <i>N</i> 2182 | 924 | 1080 | 1337 | 223 | 416 | 556 | 725 | 485 | 1556 | 363 | 991 | 540 | 209 | 320 | 36 |

| QUESTIONNAIRE FORM 1 2002 | TOTAL | SEX | | RACE | | REGION | | | | COLLEGE PLANS? | | ILLICIT DRUG USE: LIFETIME | | | | |
|---|----------------|------|------|-------|-------|--------|------|------|------|-------------------|------|----------------------------|------------------------|--------------|---------------|--------------------|
| | | M | F | White | Black | NE | NC | S | W | Yes | No | None | Mari- juana Only | Few Pills | More Pills | Any Her- oin |
| <i>N (Weighted No. of Cases):</i> | 2251 | 941 | 1110 | 1362 | 233 | 439 | 561 | 749 | 502 | 1595 | 367 | 1021 | 548 | 214 | 325 | 37 |
| <i>% of Weighted Total:</i> | 100.0 | 41.8 | 49.3 | 60.5 | 10.3 | 19.5 | 24.9 | 33.3 | 22.3 | 70.8 | 16.3 | 45.4 | 24.3 | 9.5 | 14.4 | 1.6 |
| A013C: Cocaine powder | | | | | | | | | | | | | | | | |
| 1. Probably impossible | 9.9 | 10.9 | 8.0 | 8.7 | 14.1 | 8.2 | 12.0 | 9.1 | 10.1 | 9.1 | 10.6 | 14.0 | 7.6 | 6.0 | 3.4 | 2.7 |
| 2. Very difficult | 14.8 | 16.8 | 14.0 | 15.7 | 13.8 | 12.8 | 16.0 | 14.5 | 15.4 | 16.4 | 10.9 | 16.6 | 16.1 | 17.5 | 7.2 | - |
| 3. Fairly difficult | 28.2 | 28.0 | 29.7 | 30.1 | 22.2 | 28.0 | 30.4 | 24.4 | 31.4 | 30.5 | 23.6 | 28.1 | 32.0 | 30.8 | 24.0 | 2.5 |
| 4. Fairly easy | 29.1 | 26.5 | 31.5 | 31.3 | 19.0 | 32.7 | 26.9 | 28.8 | 29.1 | 28.9 | 29.4 | 28.9 | 25.0 | 32.6 | 35.4 | 26.5 |
| 5. Very easy | 18.0 | 17.8 | 16.8 | 14.3 | 31.0 | 18.2 | 14.8 | 23.2 | 13.9 | 15.1 | 25.5 | 12.4 | 19.3 | 13.2 | 30.0 | 68.4 |
| <i>Item 6812 Subject A03a</i> | <i>N</i> 2179 | 924 | 1077 | 1336 | 220 | 416 | 556 | 721 | 485 | 1553 | 363 | 990 | 538 | 209 | 320 | 36 |
| The following questions are about CIGARETTE SMOKING. | | | | | | | | | | | | | | | | |
| B001: Have you ever smoked cigarettes? | | | | | | | | | | | | | | | | |
| 1. Never—GO TO Q.B006 | 43.9 | 44.0 | 45.3 | 41.4 | 59.8 | 42.4 | 40.8 | 45.0 | 47.2 | 47.5 | 36.9 | 73.0 | 21.9 | 19.6 | 12.7 | 5.1 |
| 2. Once or twice | 22.8 | 24.3 | 21.9 | 23.3 | 22.1 | 20.6 | 21.5 | 21.0 | 28.7 | 23.4 | 20.1 | 18.7 | 30.3 | 25.3 | 19.2 | 13.7 |
| 3. Occasionally but not regularly | 13.2 | 13.0 | 13.1 | 12.4 | 11.6 | 16.1 | 11.7 | 13.3 | 12.2 | 13.5 | 9.6 | 4.7 | 23.1 | 21.5 | 19.3 | 4.8 |
| 4. Regularly in the past | 7.2 | 6.8 | 7.7 | 8.3 | 2.1 | 4.8 | 7.3 | 8.9 | 6.6 | 6.0 | 12.7 | 1.5 | 10.1 | 16.3 | 14.1 | 16.8 |
| 5. Regularly now | 12.9 | 11.9 | 11.9 | 14.5 | 4.4 | 16.2 | 18.6 | 11.8 | 5.4 | 9.6 | 20.7 | 2.1 | 14.6 | 17.3 | 34.7 | 59.7 |
| <i>Item 760 Subject A01a</i> | <i>N</i> 2189 | 925 | 1088 | 1342 | 221 | 417 | 557 | 725 | 491 | 1568 | 361 | 1005 | 538 | 211 | 318 | 36 |
| B002: How frequently have you smoked cigarettes during the past 30 days? | | | | | | | | | | | | | | | | |
| 1. Not at all | 55.3 | 56.3 | 57.5 | 53.5 | 73.9 | 51.0 | 46.7 | 57.0 | 67.8 | 60.1 | 46.3 | 79.1 | 57.7 | 48.8 | 36.4 | 25.1 |
| 2. Less than one cigarette per day | 15.0 | 15.6 | 14.7 | 14.8 | 12.3 | 13.7 | 13.1 | 15.0 | 18.7 | 16.6 | 9.3 | 8.7 | 16.6 | 23.7 | 14.9 | 8.0 |
| 3. One to five cigarettes per day | 12.9 | 10.3 | 15.2 | 14.4 | 8.8 | 15.5 | 15.4 | 13.6 | 6.2 | 11.6 | 16.9 | 5.7 | 12.0 | 12.5 | 20.3 | 13.7 |
| 4. About one-half pack per day | 8.9 | 8.5 | 7.6 | 9.6 | 1.9 | 10.0 | 12.8 | 7.0 | 5.8 | 6.4 | 13.7 | 3.4 | 8.3 | 6.4 | 15.5 | 21.6 |
| 5. About one pack per day | 5.6 | 6.1 | 3.6 | 5.9 | 0.3 | 8.3 | 6.9 | 6.1 | 0.6 | 3.6 | 9.8 | 1.0 | 4.2 | 7.1 | 10.1 | 11.6 |
| 6. About one and one-half packs per day | 1.6 | 1.9 | 1.1 | 1.5 | 0.8 | 1.1 | 4.1 | 0.2 | 0.8 | 1.4 | 1.7 | 1.2 | 0.9 | 1.5 | 2.1 | 8.8 |
| 7. Two packs or more per day | 0.8 | 1.2 | 0.4 | 0.4 | 2.2 | 0.5 | 1.1 | 1.0 | 0.1 | 0.4 | 2.4 | 1.0 | 0.2 | - | 0.6 | 11.1 |
| <i>Item 780 Subject A01c</i> | <i>N†</i> 1224 | 516 | 594 | 784 | 90 | 241 | 328 | 398 | 257 | 822 | 225 | 269 | 421 | 168 | 276 | 35 |
| B003: To be more precise, during the past 30 days about how many cigarettes have you smoked per day? | | | | | | | | | | | | | | | | |
| 01. None | 55.2 | 55.2 | 57.8 | 53.7 | 70.5 | 51.0 | 46.7 | 56.1 | 68.4 | 59.8 | 46.1 | 78.4 | 57.1 | 49.7 | 37.7 | 25.1 |
| 02. Less than 1 per day | 11.0 | 11.6 | 10.9 | 11.3 | 9.9 | 10.7 | 9.7 | 10.4 | 13.8 | 13.0 | 4.5 | 8.0 | 11.6 | 16.5 | 11.6 | 0.9 |
| 03. 1 to 2 | 5.6 | 4.9 | 6.2 | 5.3 | 9.6 | 4.0 | 5.4 | 7.6 | 4.3 | 5.5 | 5.9 | 2.9 | 5.5 | 5.9 | 7.6 | - |
| 04. 3 to 7 | 11.3 | 10.0 | 12.1 | 11.8 | 4.4 | 12.3 | 15.4 | 10.2 | 6.8 | 9.9 | 15.2 | 5.9 | 12.0 | 11.5 | 13.8 | 18.3 |
| 05. 8 to 12 | 6.6 | 6.9 | 5.4 | 7.4 | - | 10.0 | 8.4 | 5.2 | 3.4 | 4.1 | 12.1 | 1.8 | 5.1 | 6.8 | 12.7 | 14.2 |
| 06. 13 to 17 | 2.8 | 3.3 | 2.4 | 3.2 | - | 3.4 | 4.5 | 1.8 | 1.6 | 2.1 | 6.1 | 0.7 | 3.8 | 2.2 | 4.2 | 3.3 |
| 07. 18 to 22 | 3.3 | 4.2 | 1.9 | 3.6 | 2.6 | 3.5 | 5.4 | 3.7 | - | 2.9 | 2.9 | - | 2.6 | 2.6 | 6.6 | 13.9 |
| 08. 23 to 27 | 0.3 | 0.3 | 0.1 | 0.2 | 0.8 | 0.6 | 0.3 | 0.1 | 0.3 | 0.2 | - | - | 0.4 | 0.4 | 0.3 | 1.1 |
| 09. 28 to 32 | 1.0 | 0.4 | 1.2 | 1.2 | - | 1.1 | 1.2 | 1.4 | - | 0.9 | 0.6 | 0.3 | 0.3 | 2.5 | 1.4 | 3.4 |
| 10. 33 to 37 | 0.3 | 0.7 | 0.1 | 0.2 | - | 0.2 | 0.4 | - | 0.8 | 0.5 | - | - | - | - | 1.4 | - |
| 11. 38 or more | 2.6 | 2.4 | 2.0 | 2.1 | 2.2 | 3.4 | 2.6 | 3.3 | 0.6 | 1.2 | 6.6 | 2.0 | 1.4 | 1.9 | 2.8 | 19.5 |
| <i>Item 781 Subject A01d</i> | <i>N†</i> 1221 | 516 | 592 | 784 | 90 | 239 | 326 | 399 | 256 | 819 | 225 | 267 | 420 | 167 | 277 | 35 |
| B004A: Have you ever tried to stop smoking and found that you could not? | | | | | | | | | | | | | | | | |
| 1. Yes | 17.7 | 14.9 | 19.0 | 19.1 | 7.8 | 22.8 | 20.9 | 16.8 | 9.9 | 13.6 | 26.5 | 7.6 | 13.9 | 21.7 | 25.2 | 51.6 |
| 2. No | 82.3 | 85.1 | 81.0 | 80.9 | 92.2 | 77.2 | 79.1 | 83.2 | 90.1 | 86.4 | 73.5 | 92.4 | 86.1 | 78.3 | 74.8 | 48.4 |
| <i>Item 1690 Subject A01i</i> | <i>N†</i> 1194 | 505 | 580 | 768 | 85 | 237 | 319 | 391 | 248 | 805 | 221 | 258 | 408 | 167 | 275 | 35 |
| B004B: How many times (if any) have you tried to stop smoking? | | | | | | | | | | | | | | | | |
| 1. None | 57.6 | 59.3 | 57.3 | 54.7 | 68.6 | 59.6 | 53.1 | 53.2 | 68.7 | 63.0 | 41.9 | 71.2 | 58.6 | 48.7 | 51.1 | 26.0 |
| 2. Once | 21.6 | 21.8 | 21.0 | 23.1 | 21.5 | 15.4 | 24.1 | 23.6 | 20.9 | 20.1 | 26.7 | 17.5 | 24.8 | 25.1 | 19.3 | 17.7 |
| 3. Twice | 10.5 | 11.0 | 9.8 | 12.4 | 4.7 | 12.5 | 11.6 | 12.3 | 4.4 | 8.5 | 16.7 | 5.8 | 9.0 | 14.8 | 14.3 | 19.5 |
| 4. 3 to 5 times | 7.7 | 5.5 | 9.1 | 8.3 | 4.1 | 10.3 | 8.1 | 8.0 | 4.4 | 6.3 | 9.8 | 2.2 | 6.6 | 9.4 | 11.5 | 26.2 |
| 5. 6 to 9 times | 0.9 | 0.3 | 1.6 | 0.7 | - | 0.7 | 1.4 | 0.9 | 0.5 | 0.7 | 2.5 | 0.7 | 0.2 | 1.1 | 2.1 | 2.3 |
| 6. 10 or more times | 1.6 | 2.0 | 1.2 | 0.8 | 1.2 | 1.4 | 1.7 | 2.0 | 1.0 | 1.4 | 2.3 | 2.7 | 0.8 | 0.9 | 1.7 | 8.3 |
| <i>Item 1691 Subject A01i</i> | <i>N†</i> 1182 | 501 | 574 | 762 | 88 | 229 | 318 | 392 | 243 | 793 | 220 | 254 | 407 | 165 | 270 | 35 |
| B004C: Do you want to stop smoking now? | | | | | | | | | | | | | | | | |
| 1. Yes | 16.4 | 15.2 | 15.1 | 17.5 | 7.1 | 21.7 | 21.4 | 14.0 | 8.6 | 12.5 | 23.3 | 7.7 | 12.8 | 15.9 | 28.4 | 37.6 |
| 2. No | 17.9 | 17.1 | 17.3 | 18.0 | 9.5 | 17.8 | 20.8 | 19.3 | 11.9 | 16.5 | 20.7 | 6.7 | 17.4 | 24.6 | 22.6 | 31.1 |
| 8. Don't smoke now | 65.8 | 67.7 | 67.5 | 64.5 | 83.4 | 60.4 | 57.8 | 66.8 | 79.5 | 71.0 | 56.0 | 85.6 | 69.8 | 59.6 | 49.0 | 31.3 |
| <i>Item 1700 Subject A01i</i> | <i>N†</i> 1206 | 505 | 588 | 770 | 90 | 239 | 323 | 392 | 252 | 809 | 221 | 264 | 415 | 168 | 272 | 34 |

†=excludes respondents for whom question was inappropriate.

| QUESTIONNAIRE FORM 1 2002 | TOTAL | SEX | | RACE | | REGION | | | | COLLEGE PLANS? | | ILLICIT DRUG USE: LIFETIME | | | | | |
|--|-----------|------|------|-------|-------|--------|------|------|------|-------------------|------|----------------------------|------------------------|--------------|---------------|--------------------|----|
| | | M | F | White | Black | NE | NC | S | W | Yes | No | None | Mari- juana Only | Few Pills | More Pills | Any Her- oin | |
| <i>N (Weighted No. of Cases):</i> | 2251 | 941 | 1110 | 1362 | 233 | 439 | 561 | 749 | 502 | 1595 | 367 | 1021 | 548 | 214 | 325 | 37 | |
| <i>% of Weighted Total:</i> | 100.0 | 41.8 | 49.3 | 60.5 | 10.3 | 19.5 | 24.9 | 33.3 | 22.3 | 70.8 | 16.3 | 45.4 | 24.3 | 9.5 | 14.4 | 1.6 | |
| B005: What brand of cigarettes do you usually smoke? (Brands are in alphabetical order. Mark only one) | | | | | | | | | | | | | | | | | |
| 01. Basic | 0.5 | 0.5 | 0.1 | 0.3 | 0.8 | - | 0.8 | 0.2 | 1.2 | - | 1.4 | 1.1 | - | 0.4 | 1.0 | - | |
| 02. Benson & Hedges | 0.1 | - | 0.2 | 0.1 | 1.0 | - | 0.1 | 0.2 | - | 0.2 | - | 0.5 | - | - | - | - | |
| 03. Black & Whites | 0.1 | 0.2 | 0.1 | 0.1 | - | 0.2 | 0.2 | 0.1 | - | 0.2 | - | 0.2 | - | - | 0.4 | - | |
| 04. Cambridge | - | - | - | - | - | - | - | - | - | - | - | - | - | - | - | - | |
| 05. Camel | 7.9 | 11.0 | 5.2 | 9.1 | 2.5 | 7.3 | 11.3 | 6.9 | 5.5 | 7.7 | 9.0 | 1.2 | 7.3 | 8.4 | 15.4 | 4.0 | |
| 06. Capri | 0.1 | - | 0.2 | - | - | - | - | - | 0.6 | 0.2 | - | - | 0.3 | - | - | - | |
| 07. Carlton | - | - | - | - | - | - | - | - | - | - | - | - | - | - | - | - | |
| 08. Doral | 0.2 | 0.2 | - | 0.1 | - | 0.5 | - | 0.4 | - | - | 0.5 | - | - | 0.8 | 0.4 | - | |
| 09. GPC | 0.4 | 0.2 | 0.6 | 0.5 | - | 0.7 | 0.3 | - | 0.8 | 0.3 | 1.1 | 0.4 | 0.3 | - | 0.9 | - | |
| 10. Kent | 0.1 | - | 0.1 | 0.1 | - | 0.2 | 0.2 | - | - | 0.1 | - | 0.2 | - | - | - | - | |
| 11. Kool | 0.8 | 0.6 | 1.0 | 0.1 | - | 0.7 | 0.3 | - | 2.8 | 0.9 | 0.6 | 2.3 | - | 1.0 | 0.5 | 1.0 | |
| 12. Marlboro | 44.7 | 37.4 | 51.8 | 48.6 | 4.8 | 30.1 | 46.7 | 52.9 | 42.3 | 44.0 | 51.5 | 42.0 | 40.9 | 51.3 | 48.2 | 49.1 | |
| 13. Merit | - | - | - | - | - | - | - | - | - | - | - | - | - | - | - | - | |
| 14. Misty | - | - | - | - | - | - | - | - | - | - | - | - | - | - | - | - | |
| 15. Monarch | 0.1 | - | - | 0.2 | - | - | 0.5 | - | - | - | 0.8 | - | 0.4 | - | - | - | |
| 16. More | - | - | - | - | - | - | - | - | - | - | - | - | - | - | - | - | |
| 17. Newport | 13.8 | 12.3 | 13.3 | 9.5 | 50.8 | 27.0 | 11.1 | 15.2 | 3.5 | 10.8 | 14.1 | 8.3 | 16.8 | 12.1 | 11.0 | 22.6 | |
| 18. Pall Mall | 0.6 | 1.4 | - | 0.9 | - | - | - | 0.9 | 1.3 | 0.6 | 0.8 | 0.3 | 0.3 | - | 0.7 | 8.1 | |
| 19. Parliament | 2.0 | 1.9 | 1.5 | 1.8 | 0.3 | 5.7 | 2.2 | 0.3 | 1.2 | 2.1 | - | 1.7 | 1.3 | 1.8 | 3.3 | 3.1 | |
| 20. Salem | 0.2 | 0.2 | 0.3 | 0.2 | - | 0.5 | - | 0.4 | - | - | 1.2 | - | 0.4 | - | 0.4 | - | |
| 21. Vantage | - | - | - | - | - | - | - | - | - | - | - | - | - | - | - | - | |
| 22. Viginia Slims | 0.7 | 0.3 | 1.1 | 0.6 | 1.5 | 1.2 | 0.6 | 0.8 | 0.1 | 0.5 | 1.3 | 0.3 | 0.3 | 1.1 | 0.5 | 6.4 | |
| 23. Winston | 0.3 | 0.4 | 0.3 | 0.2 | - | 0.3 | 0.9 | - | 0.1 | 0.5 | - | 0.3 | 0.4 | - | 0.5 | - | |
| 24. Other | 2.8 | 3.1 | 2.8 | 2.7 | 2.8 | 3.0 | 3.1 | 3.2 | 1.7 | 3.0 | 1.3 | 4.6 | 3.2 | 3.1 | 0.8 | - | |
| 25. No usual brand | 24.5 | 30.3 | 21.4 | 24.7 | 35.5 | 22.7 | 21.7 | 18.5 | 39.0 | 29.1 | 16.3 | 36.8 | 28.1 | 20.0 | 15.9 | 5.8 | |
| <i>Item 30065 Subject A011</i> | <i>N†</i> | 1018 | 429 | 493 | 658 | 67 | 191 | 280 | 331 | 215 | 683 | 186 | 202 | 346 | 150 | 246 | 30 |
| B006: Do you think you will be smoking cigarettes five years from now? | | | | | | | | | | | | | | | | | |
| 1. I definitely will | 1.4 | 1.2 | 1.2 | 0.9 | 2.4 | 1.3 | 1.9 | 1.3 | 1.1 | 0.7 | 3.2 | 0.9 | 1.0 | 0.8 | 2.0 | 14.3 | |
| 2. I probably will | 8.0 | 8.3 | 7.0 | 8.4 | 3.2 | 10.7 | 9.9 | 6.8 | 5.2 | 6.4 | 12.3 | 1.7 | 8.8 | 13.8 | 19.4 | 27.1 | |
| 3. I probably will not | 21.8 | 20.6 | 21.5 | 22.3 | 13.6 | 21.6 | 24.0 | 20.9 | 20.6 | 19.9 | 23.8 | 11.4 | 27.4 | 38.0 | 30.6 | 36.2 | |
| 4. I definitely will not | 68.9 | 70.0 | 70.4 | 68.4 | 80.8 | 66.5 | 64.2 | 70.9 | 73.1 | 73.0 | 60.6 | 86.0 | 62.8 | 47.3 | 48.0 | 22.4 | |
| <i>Item 1710 Subject A04a</i> | <i>N</i> | 2203 | 923 | 1105 | 1347 | 229 | 423 | 554 | 737 | 489 | 1579 | 364 | 1012 | 539 | 211 | 322 | 37 |
| The different questionnaire forms used in this study tend to emphasize somewhat different topics. The next major section in this form deals with alcohol and various other drugs. There is a lot of talk these days about these subjects, but very little accurate information. Therefore, we still have a lot to learn about the actual experiences and attitudes of people your age. | | | | | | | | | | | | | | | | | |
| We hope that you can answer all questions; but if you find one which you feel you cannot answer honestly, we would prefer that you leave it blank. | | | | | | | | | | | | | | | | | |
| Remember that your answers will be strictly confidential. We never connect them with your name or your class. | | | | | | | | | | | | | | | | | |
| The next questions are about ALCOHOLIC BEVERAGES, including beer, wine, wine coolers, and liquor. | | | | | | | | | | | | | | | | | |
| B007: On how many occasions (if any) have you had alcohol to drink—more than just a few sips . . . | | | | | | | | | | | | | | | | | |
| B007A: . . . in your lifetime? | | | | | | | | | | | | | | | | | |
| 1. 0 occasions | 18.3 | 19.5 | 18.0 | 18.4 | 23.3 | 15.1 | 16.3 | 20.7 | 19.9 | 18.9 | 19.7 | 34.5 | 2.6 | 5.9 | 3.6 | 2.7 | |
| 2. 1-2 | 11.2 | 9.7 | 12.5 | 9.9 | 20.4 | 9.3 | 11.5 | 11.9 | 11.3 | 10.9 | 10.9 | 17.4 | 5.8 | 8.3 | 4.8 | - | |
| 3. 3-5 | 11.6 | 10.4 | 13.1 | 10.5 | 16.5 | 9.1 | 9.5 | 12.2 | 15.2 | 13.1 | 6.7 | 14.3 | 10.9 | 9.2 | 3.9 | 8.4 | |
| 4. 6-9 | 10.5 | 9.4 | 12.1 | 8.8 | 13.9 | 10.6 | 9.3 | 10.6 | 11.8 | 11.3 | 10.6 | 11.3 | 13.6 | 8.6 | 5.6 | 8.2 | |
| 5. 10-19 | 13.1 | 10.8 | 15.0 | 13.9 | 13.1 | 13.7 | 12.3 | 14.7 | 11.1 | 14.1 | 9.4 | 9.7 | 19.3 | 14.3 | 12.6 | 16.1 | |
| 6. 20-39 | 11.6 | 11.9 | 11.4 | 12.9 | 4.7 | 15.2 | 10.9 | 9.4 | 12.6 | 12.0 | 10.0 | 7.4 | 15.2 | 19.5 | 14.2 | 11.0 | |
| 7. 40 or more | 23.7 | 28.3 | 17.9 | 25.5 | 8.1 | 26.9 | 30.1 | 20.5 | 18.2 | 19.8 | 32.7 | 5.4 | 32.6 | 34.1 | 55.3 | 53.5 | |
| <i>Item 810 Subject A01a</i> | <i>N</i> | 2149 | 909 | 1079 | 1329 | 221 | 409 | 544 | 714 | 482 | 1554 | 351 | 1003 | 533 | 204 | 314 | 35 |

†=excludes respondents for whom question was inappropriate.

MONITORING THE FUTURE

| QUESTIONNAIRE FORM 1 2002 | TOTAL | SEX | | RACE | | REGION | | | | COLLEGE PLANS? | | ILLICIT DRUG USE: LIFETIME | | | | |
|--|----------------|------|------|-------|-------|--------|------|------|------|-------------------|------|----------------------------|------------------------|--------------|---------------|--------------------|
| | | M | F | White | Black | NE | NC | S | W | Yes | No | None | Mari- juana Only | Few Pills | More Pills | Any Her- oin |
| <i>N (Weighted No. of Cases):</i> | 2251 | 941 | 1110 | 1362 | 233 | 439 | 561 | 749 | 502 | 1595 | 367 | 1021 | 548 | 214 | 325 | 37 |
| <i>% of Weighted Total:</i> | 100.0 | 41.8 | 49.3 | 60.5 | 10.3 | 19.5 | 24.9 | 33.3 | 22.3 | 70.8 | 16.3 | 45.4 | 24.3 | 9.5 | 14.4 | 1.6 |
| B007B: . . . during the last 12 months? | | | | | | | | | | | | | | | | |
| 1. 0 occasions | 28.6 | 29.0 | 29.7 | 27.3 | 37.9 | 22.2 | 25.7 | 32.8 | 31.4 | 29.5 | 29.3 | 49.5 | 9.3 | 14.6 | 7.0 | 13.9 |
| 2. 1-2 | 17.6 | 14.5 | 20.2 | 16.4 | 30.5 | 17.3 | 16.4 | 17.9 | 18.6 | 17.6 | 18.2 | 21.4 | 17.9 | 13.9 | 9.7 | 8.2 |
| 3. 3-5 | 15.2 | 12.6 | 17.0 | 14.3 | 13.3 | 15.0 | 14.4 | 14.8 | 17.0 | 15.7 | 14.4 | 13.1 | 18.6 | 13.8 | 14.0 | 21.4 |
| 4. 6-9 | 9.9 | 9.0 | 11.3 | 10.1 | 7.1 | 12.1 | 10.3 | 8.9 | 8.9 | 10.8 | 8.0 | 7.4 | 12.6 | 15.9 | 10.6 | 2.5 |
| 5. 10-19 | 11.3 | 12.3 | 9.7 | 12.0 | 6.5 | 11.8 | 10.7 | 11.8 | 10.9 | 11.2 | 9.6 | 4.5 | 18.8 | 16.3 | 17.5 | 11.9 |
| 6. 20-39 | 7.3 | 7.7 | 7.3 | 7.7 | 2.7 | 9.5 | 8.1 | 5.0 | 8.0 | 6.8 | 8.3 | 2.1 | 11.7 | 11.1 | 13.5 | 17.6 |
| 7. 40 or more | 10.0 | 14.9 | 4.9 | 12.1 | 1.9 | 12.1 | 14.4 | 8.8 | 5.2 | 8.4 | 12.2 | 2.0 | 11.1 | 14.4 | 27.7 | 24.6 |
| <i>Item 820 Subject A01b</i> | <i>N</i> 2147 | 904 | 1078 | 1328 | 222 | 415 | 543 | 714 | 476 | 1552 | 349 | 997 | 532 | 206 | 315 | 35 |
| B007C: . . . during the last 30 days? | | | | | | | | | | | | | | | | |
| 1. 0 occasions | 52.4 | 48.2 | 57.1 | 50.9 | 70.0 | 43.8 | 49.7 | 55.2 | 58.4 | 54.5 | 50.0 | 74.4 | 37.9 | 32.5 | 26.0 | 24.1 |
| 2. 1-2 | 21.1 | 19.7 | 22.9 | 21.5 | 14.0 | 25.7 | 20.5 | 18.5 | 21.5 | 21.2 | 20.8 | 16.9 | 25.8 | 25.5 | 23.9 | 25.0 |
| 3. 3-5 | 12.2 | 14.1 | 10.1 | 13.1 | 8.0 | 15.3 | 11.9 | 12.8 | 8.9 | 12.1 | 11.5 | 4.7 | 17.9 | 20.7 | 17.9 | 16.7 |
| 4. 6-9 | 6.0 | 7.2 | 4.2 | 5.2 | 4.7 | 7.5 | 4.5 | 7.1 | 4.6 | 5.2 | 7.5 | 1.5 | 8.7 | 7.1 | 13.8 | 11.3 |
| 5. 10-19 | 5.5 | 7.0 | 3.9 | 6.2 | 1.1 | 5.1 | 7.8 | 3.9 | 5.6 | 5.0 | 5.6 | 1.5 | 7.1 | 10.7 | 11.2 | 12.0 |
| 6. 20-39 | 1.2 | 1.5 | 0.8 | 1.3 | 1.3 | 1.2 | 2.6 | 0.8 | 0.3 | 0.9 | 1.9 | 0.3 | 1.1 | 1.5 | 3.3 | 2.8 |
| 7. 40 or more | 1.7 | 2.3 | 1.0 | 1.8 | 0.8 | 1.4 | 2.9 | 1.7 | 0.7 | 1.1 | 2.7 | 0.9 | 1.4 | 2.0 | 3.9 | 8.2 |
| <i>Item 830 Subject A01c</i> | <i>N</i> 2148 | 906 | 1078 | 1329 | 225 | 410 | 545 | 717 | 476 | 1553 | 349 | 995 | 534 | 202 | 316 | 36 |
| IF YOU HAVE NOT HAD ANY BEER, WINE, WINE COOLERS, OR LIQUOR IN THE LAST TWELVE MONTHS, GO TO Q.B016. | | | | | | | | | | | | | | | | |
| B008: When you used alcohol during the last year, how often did you use it in each of the following situations? | | | | | | | | | | | | | | | | |
| B008A: When you were alone | | | | | | | | | | | | | | | | |
| 1. Not at all | 77.2 | 72.5 | 82.6 | 78.0 | 82.0 | 79.8 | 76.4 | 74.8 | 79.0 | 80.0 | 70.0 | 86.9 | 80.5 | 66.7 | 62.6 | 67.4 |
| 2. A few of the times | 17.0 | 20.6 | 13.7 | 17.1 | 10.8 | 15.6 | 16.4 | 18.7 | 16.7 | 16.0 | 20.6 | 8.7 | 16.0 | 24.3 | 29.4 | 14.3 |
| 3. Some of the times | 3.9 | 4.6 | 2.6 | 3.6 | 2.3 | 2.5 | 4.2 | 4.6 | 4.0 | 2.6 | 6.3 | 2.2 | 2.7 | 7.0 | 5.9 | 12.1 |
| 4. Most of the times | 0.9 | 1.1 | 0.5 | 1.0 | 0.8 | 0.7 | 1.5 | 0.7 | 0.4 | 0.6 | 1.9 | 0.7 | 0.7 | 1.3 | 1.0 | 1.5 |
| 5. Every time | 1.0 | 1.2 | 0.6 | 0.4 | 4.1 | 1.3 | 1.5 | 1.1 | - | 0.9 | 1.2 | 1.5 | 0.1 | 0.8 | 1.1 | 4.7 |
| <i>Item 1720 Subject A05a</i> | <i>N†</i> 1533 | 654 | 749 | 967 | 137 | 317 | 406 | 480 | 330 | 1094 | 246 | 504 | 484 | 172 | 296 | 31 |
| B008B: With just 1 or 2 other people | | | | | | | | | | | | | | | | |
| 1. Not at all | 23.7 | 24.2 | 24.1 | 22.3 | 28.3 | 22.8 | 19.6 | 23.8 | 29.3 | 26.6 | 15.7 | 37.4 | 19.7 | 15.0 | 14.3 | 17.6 |
| 2. A few of the times | 36.9 | 35.3 | 38.5 | 37.3 | 39.1 | 36.5 | 38.8 | 35.8 | 36.8 | 37.5 | 35.9 | 34.1 | 43.1 | 34.4 | 33.4 | 32.8 |
| 3. Some of the times | 20.4 | 21.3 | 18.7 | 22.0 | 13.2 | 19.5 | 23.5 | 21.3 | 16.0 | 18.4 | 24.2 | 11.6 | 20.5 | 27.6 | 29.6 | 32.8 |
| 4. Most of the times | 12.0 | 13.2 | 10.8 | 11.9 | 7.1 | 16.0 | 13.3 | 8.5 | 11.6 | 11.0 | 15.5 | 7.8 | 10.9 | 18.2 | 17.4 | 12.1 |
| 5. Every time | 7.0 | 5.9 | 7.9 | 6.5 | 12.4 | 5.2 | 4.8 | 10.6 | 6.4 | 6.5 | 8.6 | 9.1 | 5.7 | 4.7 | 5.3 | 4.7 |
| <i>Item 1730 Subject A05b</i> | <i>N†</i> 1532 | 653 | 750 | 965 | 137 | 318 | 403 | 481 | 330 | 1093 | 245 | 501 | 483 | 175 | 296 | 31 |
| B008C: At a party | | | | | | | | | | | | | | | | |
| 1. Not at all | 14.7 | 13.4 | 16.9 | 13.7 | 33.8 | 12.8 | 13.6 | 17.6 | 13.8 | 16.1 | 14.0 | 27.8 | 9.3 | 6.6 | 6.3 | 3.0 |
| 2. A few of the times | 16.9 | 15.7 | 17.5 | 15.2 | 23.8 | 15.4 | 15.1 | 17.3 | 20.1 | 17.4 | 15.3 | 23.1 | 13.5 | 12.9 | 15.4 | 14.8 |
| 3. Some of the times | 14.4 | 14.6 | 14.2 | 14.4 | 16.2 | 14.0 | 15.5 | 15.2 | 12.5 | 15.2 | 10.5 | 11.6 | 13.8 | 17.4 | 19.5 | 13.9 |
| 4. Most of the times | 32.6 | 33.2 | 30.9 | 34.7 | 13.8 | 34.0 | 34.3 | 30.0 | 32.8 | 32.4 | 30.6 | 21.0 | 41.2 | 37.9 | 37.2 | 28.6 |
| 5. Every time | 21.3 | 23.1 | 20.6 | 22.0 | 12.3 | 23.8 | 21.5 | 19.9 | 20.8 | 19.0 | 29.6 | 16.5 | 22.1 | 25.1 | 21.6 | 39.6 |
| <i>Item 1740 Subject A05c</i> | <i>N†</i> 1526 | 650 | 748 | 966 | 138 | 318 | 401 | 483 | 324 | 1091 | 243 | 498 | 483 | 173 | 291 | 31 |
| B008D: When your date or spouse was present | | | | | | | | | | | | | | | | |
| 1. Not at all | 48.5 | 54.5 | 44.7 | 45.4 | 74.2 | 47.8 | 44.4 | 47.5 | 55.6 | 51.4 | 40.3 | 63.9 | 48.8 | 39.6 | 30.0 | 29.4 |
| 2. A few of the times | 21.2 | 18.9 | 22.2 | 22.5 | 13.4 | 23.2 | 22.1 | 21.8 | 17.2 | 20.6 | 24.7 | 18.7 | 20.7 | 19.7 | 26.3 | 38.4 |
| 3. Some of the times | 13.4 | 13.4 | 12.9 | 13.4 | 5.7 | 14.0 | 15.2 | 13.0 | 11.1 | 11.7 | 14.8 | 6.7 | 17.8 | 13.7 | 17.1 | 11.3 |
| 4. Most of the times | 10.3 | 8.2 | 12.0 | 11.5 | 3.0 | 10.7 | 12.3 | 10.8 | 6.8 | 9.8 | 11.4 | 6.6 | 8.1 | 16.4 | 17.9 | 3.7 |
| 5. Every time | 6.7 | 5.0 | 8.3 | 7.2 | 3.7 | 4.4 | 6.0 | 7.0 | 9.4 | 6.6 | 8.8 | 4.1 | 4.6 | 10.6 | 8.7 | 17.2 |
| <i>Item 1750 Subject A05b</i> | <i>N†</i> 1521 | 647 | 748 | 957 | 138 | 312 | 402 | 482 | 325 | 1085 | 245 | 500 | 475 | 173 | 293 | 31 |

†=excludes respondents for whom question was inappropriate.

DESCRIPTIVE RESULTS: 2002

55

| QUESTIONNAIRE FORM 1 2002 | TOTAL | SEX | | RACE | | REGION | | | | COLLEGE PLANS? | | ILLICIT DRUG USE: LIFETIME | | | | |
|--|----------------|-------------|--------------|--------------|-------------|-------------|-------------|-------------|-------------|-------------------|-------------|----------------------------|------------------------|--------------|---------------|--------------------|
| | | M | F | White | Black | NE | NC | S | W | Yes | No | None | Mari- juana Only | Few Pills | More Pills | Any Her- oin |
| <i>N (Weighted No. of Cases):</i> <i>% of Weighted Total:</i> | 2251 100.0 | 941 41.8 | 1110 49.3 | 1362 60.5 | 233 10.3 | 439 19.5 | 561 24.9 | 749 33.3 | 502 22.3 | 1595 70.8 | 367 16.3 | 1021 45.4 | 548 24.3 | 214 9.5 | 325 14.4 | 37 1.6 |
| B008E: When people over age 30 were present | | | | | | | | | | | | | | | | |
| 1. Not at all | 39.1 | 41.1 | 38.3 | 39.2 | 52.4 | 41.8 | 35.6 | 38.1 | 42.6 | 41.5 | 30.1 | 44.4 | 43.3 | 29.9 | 29.8 | 29.2 |
| 2. A few of the times | 32.9 | 30.7 | 34.4 | 32.5 | 32.1 | 30.6 | 36.8 | 33.3 | 29.5 | 34.1 | 29.0 | 30.9 | 30.6 | 38.8 | 36.5 | 34.6 |
| 3. Some of the times | 13.4 | 13.0 | 13.1 | 14.0 | 6.7 | 14.6 | 13.9 | 13.9 | 10.9 | 11.3 | 17.9 | 8.5 | 14.9 | 14.7 | 18.6 | 11.0 |
| 4. Most of the times | 8.1 | 9.2 | 7.2 | 8.5 | 4.4 | 7.6 | 7.4 | 8.7 | 8.5 | 7.7 | 10.1 | 6.4 | 6.9 | 11.2 | 12.6 | 4.9 |
| 5. Every time | 6.5 | 6.0 | 7.0 | 5.7 | 4.4 | 5.4 | 6.4 | 6.0 | 8.5 | 5.3 | 12.9 | 9.8 | 4.3 | 5.3 | 2.5 | 20.3 |
| <i>Item 1760 Subject A05b</i> | <i>N†</i> 1535 | 654 | 754 | 968 | 138 | 318 | 404 | 485 | 329 | 1097 | 246 | 504 | 482 | 174 | 295 | 31 |
| B008F: During the daytime (before 4:00 p.m.) | | | | | | | | | | | | | | | | |
| 1. Not at all | 66.5 | 58.9 | 74.0 | 65.3 | 77.1 | 67.7 | 69.3 | 65.5 | 63.3 | 68.6 | 61.8 | 80.5 | 67.8 | 64.3 | 46.0 | 35.8 |
| 2. A few of the times | 20.6 | 24.3 | 17.3 | 22.0 | 19.2 | 18.0 | 19.3 | 21.8 | 23.1 | 20.4 | 20.6 | 11.0 | 22.8 | 25.3 | 31.3 | 28.1 |
| 3. Some of the times | 8.3 | 11.1 | 5.4 | 9.1 | 1.5 | 11.2 | 6.9 | 8.7 | 6.7 | 6.9 | 10.8 | 4.2 | 6.7 | 8.1 | 16.3 | 29.9 |
| 4. Most of the times | 2.7 | 3.8 | 1.5 | 2.4 | 0.8 | 1.3 | 2.1 | 3.1 | 4.2 | 2.2 | 4.2 | 2.2 | 1.7 | 2.3 | 4.6 | - |
| 5. Every time | 1.9 | 1.8 | 1.8 | 1.2 | 1.4 | 1.7 | 2.4 | 0.9 | 2.7 | 1.8 | 2.5 | 2.1 | 1.0 | - | 1.7 | 6.2 |
| <i>Item 1770 Subject A05c</i> | <i>N†</i> 1532 | 652 | 752 | 965 | 138 | 315 | 404 | 485 | 328 | 1093 | 246 | 502 | 480 | 174 | 296 | 31 |
| B008G: At your home (or apartment or dorm) | | | | | | | | | | | | | | | | |
| 1. Not at all | 44.3 | 44.3 | 44.9 | 43.4 | 50.7 | 43.8 | 45.3 | 43.0 | 45.6 | 45.3 | 42.6 | 56.1 | 44.8 | 31.3 | 31.5 | 31.0 |
| 2. A few of the times | 28.4 | 27.4 | 29.2 | 28.4 | 27.9 | 26.5 | 27.7 | 28.4 | 31.1 | 29.3 | 23.6 | 19.8 | 32.5 | 31.9 | 35.6 | 18.2 |
| 3. Some of the times | 13.1 | 14.5 | 11.5 | 13.6 | 9.5 | 14.8 | 11.9 | 14.7 | 10.5 | 11.6 | 15.8 | 7.5 | 11.9 | 18.1 | 18.7 | 36.5 |
| 4. Most of the times | 8.2 | 8.8 | 7.1 | 9.3 | 2.9 | 9.1 | 9.1 | 7.3 | 7.3 | 7.5 | 9.8 | 8.0 | 6.7 | 13.5 | 8.7 | 7.8 |
| 5. Every time | 6.1 | 5.0 | 7.2 | 5.3 | 9.0 | 5.7 | 5.9 | 6.7 | 5.6 | 6.2 | 8.2 | 8.7 | 4.2 | 5.2 | 5.5 | 6.5 |
| <i>Item 1780 Subject A05c</i> | <i>N†</i> 1535 | 653 | 755 | 968 | 138 | 318 | 403 | 485 | 330 | 1097 | 245 | 503 | 483 | 174 | 296 | 30 |
| B008H: At school | | | | | | | | | | | | | | | | |
| 1. Not at all | 89.8 | 87.4 | 93.4 | 92.6 | 87.3 | 90.9 | 92.0 | 90.4 | 85.0 | 92.0 | 87.0 | 96.3 | 88.9 | 95.0 | 82.0 | 73.8 |
| 2. A few of the times | 7.2 | 8.0 | 5.1 | 4.6 | 10.3 | 5.7 | 4.8 | 7.1 | 11.7 | 5.8 | 6.7 | 1.7 | 7.8 | 5.0 | 14.5 | 6.5 |
| 3. Some of the times | 1.8 | 2.9 | 0.7 | 1.9 | 0.2 | 2.2 | 1.6 | 1.1 | 2.5 | 1.3 | 3.4 | 0.5 | 2.6 | - | 2.6 | 5.8 |
| 4. Most of the times | 0.3 | 0.6 | - | 0.1 | - | - | 0.3 | 0.6 | - | 0.1 | 1.2 | - | 0.2 | - | - | 9.2 |
| 5. Every time | 1.0 | 1.1 | 0.8 | 0.8 | 2.2 | 1.1 | 1.3 | 0.8 | 0.9 | 0.8 | 1.8 | 1.5 | 0.5 | - | 0.9 | 4.7 |
| <i>Item 1790 Subject A05c</i> | <i>N†</i> 1535 | 653 | 755 | 968 | 138 | 317 | 404 | 485 | 330 | 1097 | 246 | 503 | 482 | 174 | 295 | 31 |
| B008I: In a car | | | | | | | | | | | | | | | | |
| 1. Not at all | 66.5 | 64.4 | 70.5 | 66.9 | 67.3 | 63.7 | 62.9 | 65.0 | 76.0 | 69.0 | 66.5 | 83.0 | 62.1 | 63.6 | 51.0 | 35.3 |
| 2. A few of the times | 19.9 | 19.4 | 19.2 | 19.2 | 21.9 | 21.1 | 17.5 | 23.5 | 16.4 | 19.5 | 15.5 | 11.6 | 24.0 | 23.2 | 25.6 | 24.1 |
| 3. Some of the times | 9.2 | 10.5 | 7.2 | 10.2 | 5.4 | 11.3 | 12.2 | 8.3 | 4.9 | 8.1 | 10.6 | 2.9 | 10.7 | 7.3 | 16.5 | 25.4 |
| 4. Most of the times | 2.9 | 4.0 | 2.1 | 3.0 | 1.5 | 2.4 | 5.2 | 1.8 | 2.1 | 2.2 | 5.0 | 1.0 | 2.0 | 5.1 | 5.5 | 10.6 |
| 5. Every time | 1.4 | 1.7 | 1.0 | 0.7 | 3.9 | 1.4 | 2.2 | 1.3 | 0.7 | 1.1 | 2.4 | 1.5 | 1.2 | 0.8 | 1.3 | 4.7 |
| <i>Item 1810 Subject A05c</i> | <i>N†</i> 1533 | 653 | 753 | 968 | 137 | 317 | 403 | 485 | 328 | 1095 | 246 | 503 | 482 | 174 | 294 | 31 |
| B008J: At a park or beach | | | | | | | | | | | | | | | | |
| 1. Not at all | 68.8 | 64.9 | 73.9 | 69.3 | 81.4 | 66.2 | 70.5 | 68.2 | 70.0 | 71.2 | 70.7 | 80.2 | 67.7 | 66.9 | 55.1 | 46.4 |
| 2. A few of the times | 15.8 | 18.4 | 12.7 | 16.1 | 8.5 | 17.9 | 13.1 | 14.4 | 19.1 | 14.3 | 14.9 | 9.6 | 17.7 | 13.8 | 22.6 | 36.1 |
| 3. Some of the times | 10.2 | 10.8 | 8.8 | 10.5 | 3.9 | 11.3 | 10.6 | 10.6 | 8.0 | 9.5 | 10.4 | 5.7 | 10.0 | 15.6 | 15.1 | 10.2 |
| 4. Most of the times | 3.4 | 3.4 | 3.6 | 3.1 | 2.1 | 3.1 | 3.0 | 4.5 | 2.7 | 3.5 | 2.2 | 2.9 | 3.2 | 2.8 | 5.0 | 2.7 |
| 5. Every time | 1.8 | 2.5 | 1.0 | 1.0 | 4.2 | 1.5 | 2.8 | 2.2 | 0.1 | 1.6 | 1.8 | 1.7 | 1.5 | 0.8 | 2.3 | 4.7 |
| <i>Item 30910 Subject A05c</i> | <i>N†</i> 1534 | 651 | 755 | 969 | 138 | 317 | 404 | 485 | 328 | 1095 | 246 | 502 | 482 | 174 | 296 | 31 |
| B008K: At a bar or restaurant | | | | | | | | | | | | | | | | |
| 1. Not at all | 68.3 | 69.1 | 69.7 | 71.0 | 69.5 | 65.2 | 65.9 | 66.2 | 77.3 | 69.9 | 70.5 | 78.3 | 69.6 | 59.4 | 56.2 | 71.1 |
| 2. A few of the times | 17.6 | 15.4 | 18.0 | 15.5 | 20.0 | 18.0 | 17.1 | 19.5 | 15.2 | 17.6 | 12.7 | 12.8 | 16.8 | 21.4 | 24.5 | 9.0 |
| 3. Some of the times | 8.1 | 9.1 | 7.2 | 9.0 | 3.5 | 8.7 | 10.9 | 8.4 | 3.4 | 8.1 | 7.1 | 4.4 | 9.2 | 10.2 | 11.3 | 6.6 |
| 4. Most of the times | 3.9 | 4.6 | 3.0 | 3.1 | 2.4 | 4.3 | 3.4 | 4.6 | 3.0 | 2.6 | 7.6 | 2.3 | 2.7 | 7.0 | 5.9 | 7.9 |
| 5. Every time | 2.1 | 1.8 | 2.2 | 1.5 | 4.6 | 3.9 | 2.7 | 1.2 | 1.1 | 1.7 | 2.1 | 2.2 | 1.8 | 1.9 | 2.1 | 5.4 |
| <i>Item 30920 Subject A05c</i> | <i>N†</i> 1535 | 653 | 755 | 968 | 138 | 317 | 404 | 485 | 330 | 1097 | 246 | 503 | 482 | 174 | 296 | 31 |

†=excludes respondents for whom question was inappropriate.

| QUESTIONNAIRE FORM 1 2002 | TOTAL | SEX | | RACE | | REGION | | | | COLLEGE PLANS? | | ILLICIT DRUG USE: LIFETIME | | | | | |
|---|-----------|------|------|-------|-------|--------|------|------|------|-------------------|------|----------------------------|------------------------|--------------|---------------|--------------------|----|
| | | M | F | White | Black | NE | NC | S | W | Yes | No | None | Mari- juana Only | Few Pills | More Pills | Any Her- oin | |
| <i>N (Weighted No. of Cases):</i> | 2251 | 941 | 1110 | 1362 | 233 | 439 | 561 | 749 | 502 | 1595 | 367 | 1021 | 548 | 214 | 325 | 37 | |
| <i>% of Weighted Total:</i> | 100.0 | 41.8 | 49.3 | 60.5 | 10.3 | 19.5 | 24.9 | 33.3 | 22.3 | 70.8 | 16.3 | 45.4 | 24.3 | 9.5 | 14.4 | 1.6 | |
| B009: What have been the most important reasons for your drinking alcoholic beverages? (Mark all that apply.) | | | | | | | | | | | | | | | | | |
| A. To experiment—to see what it's like | 51.5 | 49.6 | 54.2 | 50.8 | 53.1 | 49.8 | 50.1 | 49.2 | 58.2 | 53.7 | 45.9 | 60.8 | 51.9 | 49.2 | 38.3 | 27.4 | |
| B. To relax or relieve tension | 45.6 | 48.3 | 42.0 | 47.4 | 27.7 | 42.4 | 45.2 | 51.8 | 39.9 | 45.3 | 43.4 | 32.4 | 45.4 | 53.9 | 61.4 | 56.3 | |
| C. To feel good or get high | 37.5 | 37.5 | 36.1 | 39.9 | 22.2 | 39.7 | 38.2 | 37.4 | 34.9 | 37.0 | 33.1 | 15.4 | 47.0 | 39.8 | 56.2 | 58.5 | |
| D. To seek deeper insights and understanding | 4.2 | 4.7 | 3.1 | 3.8 | 6.0 | 5.0 | 6.7 | 3.7 | 1.3 | 3.3 | 6.0 | 2.6 | 4.0 | 5.4 | 5.3 | 4.7 | |
| E. To have a good time with my friends | 70.1 | 67.2 | 72.8 | 73.0 | 46.6 | 74.2 | 74.6 | 65.5 | 67.3 | 70.0 | 69.9 | 56.2 | 76.7 | 78.1 | 77.7 | 84.5 | |
| F. To fit in with a group I like | 7.0 | 9.0 | 5.9 | 7.8 | 5.6 | 4.6 | 8.2 | 5.5 | 9.9 | 7.4 | 6.3 | 9.4 | 6.0 | 7.3 | 5.7 | 2.6 | |
| G. To get away from my problems or troubles | 22.8 | 18.5 | 25.2 | 21.5 | 14.1 | 25.9 | 22.3 | 22.9 | 20.0 | 21.0 | 27.2 | 14.2 | 23.1 | 28.4 | 31.1 | 43.4 | |
| H. Because of boredom, nothing else to do | 25.5 | 24.6 | 26.6 | 27.6 | 17.3 | 28.8 | 29.1 | 22.3 | 22.7 | 25.0 | 27.8 | 15.6 | 25.0 | 35.2 | 36.9 | 30.3 | |
| I. Because of anger or frustration | 16.9 | 14.6 | 18.5 | 16.3 | 12.5 | 17.6 | 16.4 | 18.1 | 15.2 | 16.1 | 18.9 | 10.4 | 16.5 | 18.2 | 28.0 | 20.3 | |
| J. To get through the day | 2.8 | 4.0 | 1.4 | 2.2 | 4.6 | 3.3 | 3.8 | 2.0 | 2.2 | 2.1 | 5.1 | 1.5 | 2.6 | 3.3 | 4.1 | 7.6 | |
| K. To increase the effects of some other drug(s) | 6.6 | 8.5 | 3.5 | 6.8 | 3.1 | 8.9 | 6.4 | 6.6 | 4.5 | 6.0 | 4.7 | 0.7 | 3.1 | 9.2 | 18.2 | 33.2 | |
| L. To decrease (offset) the effects of some other drug(s) | 1.7 | 2.6 | 0.4 | 1.5 | 0.7 | 1.4 | 2.4 | 1.9 | 1.0 | 1.2 | 2.1 | 0.7 | 0.2 | 0.5 | 6.5 | 3.3 | |
| M. To get to sleep | 7.6 | 9.4 | 5.7 | 7.4 | 7.4 | 9.6 | 7.5 | 7.4 | 5.9 | 6.2 | 11.7 | 5.2 | 5.9 | 6.9 | 14.0 | 19.1 | |
| N. Because it tastes good | 39.6 | 36.9 | 42.9 | 41.6 | 26.7 | 38.8 | 44.7 | 41.7 | 31.2 | 40.0 | 39.0 | 36.6 | 37.1 | 44.0 | 50.4 | 32.2 | |
| O. Because I am "hooked"—I feel I have to drink | 2.7 | 4.1 | 0.4 | 2.2 | 1.4 | 3.0 | 5.2 | 1.6 | 0.9 | 1.6 | 5.3 | 1.6 | 1.4 | 1.5 | 5.3 | 15.5 | |
| <i>Item 1820-1960 Subject A06a</i> | <i>N†</i> | 1514 | 644 | 745 | 960 | 134 | 314 | 397 | 475 | 328 | 1084 | 242 | 487 | 482 | 173 | 294 | 31 |
| B010: When you drink alcoholic beverages, how high do you usually get? | | | | | | | | | | | | | | | | | |
| 1. Not at all high | 23.2 | 24.4 | 23.0 | 17.4 | 54.0 | 18.7 | 19.4 | 28.5 | 24.1 | 26.1 | 17.2 | 45.0 | 13.1 | 14.0 | 8.5 | 12.0 | |
| 2. A little high | 30.0 | 27.0 | 33.1 | 30.1 | 22.5 | 27.9 | 30.7 | 27.3 | 35.4 | 29.5 | 30.9 | 30.4 | 29.9 | 30.8 | 30.4 | 25.7 | |
| 3. Moderately high | 35.1 | 34.8 | 35.0 | 39.1 | 15.7 | 38.9 | 36.3 | 33.5 | 32.3 | 35.3 | 33.4 | 20.1 | 44.3 | 43.2 | 42.3 | 28.6 | |
| 4. Very high | 11.7 | 13.8 | 8.9 | 13.4 | 7.8 | 14.4 | 13.6 | 10.7 | 8.2 | 9.1 | 18.6 | 4.5 | 12.7 | 11.9 | 18.8 | 33.7 | |
| <i>Item 1970 Subject A01e</i> | <i>N†</i> | 1530 | 654 | 753 | 969 | 140 | 315 | 404 | 486 | 325 | 1094 | 246 | 501 | 484 | 174 | 293 | 31 |
| B011: When you drink alcoholic beverages, how long do you usually stay high? | | | | | | | | | | | | | | | | | |
| 1. Usually don't get high | 24.9 | 27.1 | 24.4 | 18.2 | 55.0 | 19.8 | 18.7 | 30.0 | 29.9 | 27.8 | 19.9 | 47.8 | 15.5 | 14.5 | 8.4 | 18.4 | |
| 2. One to two hours | 33.7 | 30.4 | 37.2 | 35.5 | 26.4 | 38.8 | 33.2 | 30.4 | 34.4 | 33.9 | 32.6 | 29.6 | 37.5 | 29.3 | 36.9 | 33.3 | |
| 3. Three to six hours | 35.7 | 35.6 | 34.4 | 40.3 | 15.6 | 35.6 | 41.5 | 32.7 | 33.3 | 33.9 | 37.7 | 19.9 | 42.4 | 45.6 | 47.2 | 31.1 | |
| 4. Seven to 24 hours | 5.1 | 6.1 | 3.9 | 5.9 | 2.3 | 5.4 | 5.2 | 6.5 | 2.3 | 4.1 | 8.1 | 2.4 | 4.4 | 9.4 | 6.8 | 14.0 | |
| 5. More than 24 hours | 0.6 | 0.8 | 0.2 | 0.2 | 0.7 | 0.6 | 1.4 | 0.5 | - | 0.3 | 1.7 | 0.4 | 0.1 | 1.2 | 0.8 | 3.2 | |
| <i>Item 1980 Subject A01f</i> | <i>N†</i> | 1523 | 648 | 750 | 961 | 141 | 315 | 403 | 483 | 322 | 1086 | 246 | 494 | 484 | 175 | 294 | 31 |
| The following questions ask about how much you have to drink on the occasions when you drink alcoholic beverages. For these questions, a "drink" means any of the following: a 12-ounce can (or bottle) of beer, a 4-ounce glass of wine, a 12-ounce bottle (or can) of wine cooler, a mixed drink or shot glass of liquor. | | | | | | | | | | | | | | | | | |
| B012: Think back over the LAST TWO WEEKS. How many times have you had five or more drinks in a row? | | | | | | | | | | | | | | | | | |
| 1. None | 66.8 | 60.7 | 74.3 | 63.3 | 91.0 | 60.5 | 62.3 | 69.7 | 73.9 | 69.1 | 62.6 | 84.6 | 67.9 | 54.4 | 46.6 | 33.0 | |
| 2. Once | 10.9 | 11.1 | 10.6 | 12.5 | 0.7 | 14.3 | 9.7 | 9.4 | 11.3 | 10.9 | 12.0 | 8.0 | 9.8 | 12.3 | 15.2 | 21.0 | |
| 3. Twice | 8.4 | 10.6 | 6.3 | 8.9 | 3.4 | 10.6 | 8.3 | 7.5 | 7.6 | 8.3 | 9.1 | 2.8 | 9.9 | 16.1 | 11.4 | 8.7 | |
| 4. 3 to 5 times | 10.2 | 12.6 | 6.7 | 11.7 | 1.9 | 10.2 | 13.5 | 10.2 | 6.1 | 9.7 | 9.4 | 3.4 | 8.7 | 11.3 | 20.8 | 22.2 | |
| 5. 6 to 9 times | 1.8 | 2.1 | 1.0 | 1.9 | 1.6 | 2.4 | 2.8 | 1.9 | - | 1.3 | 1.8 | 0.1 | 2.4 | 2.6 | 2.8 | 1.2 | |
| 6. 10 or more times | 2.0 | 2.8 | 1.1 | 1.8 | 1.4 | 1.9 | 3.5 | 1.3 | 1.2 | 0.7 | 5.1 | 1.0 | 1.1 | 3.3 | 3.3 | 13.9 | |
| <i>Item 850 Subject A01d</i> | <i>N†</i> | 1513 | 647 | 745 | 960 | 140 | 311 | 398 | 481 | 323 | 1085 | 239 | 499 | 482 | 170 | 289 | 28 |

†=excludes respondents for whom question was inappropriate.

DESCRIPTIVE RESULTS: 2002

57

| QUESTIONNAIRE FORM 1 2002 | TOTAL | SEX | | RACE | | REGION | | | | COLLEGE PLANS? | | ILLICIT DRUG USE: LIFETIME | | | | |
|---|----------------|------|------|-------|-------|--------|------|------|------|-------------------|------|----------------------------|------------------------|--------------|---------------|--------------------|
| | | M | F | White | Black | NE | NC | S | W | Yes | No | None | Mari- juana Only | Few Pills | More Pills | Any Her- oin |
| <i>N (Weighted No. of Cases):</i> | 2251 | 941 | 1110 | 1362 | 233 | 439 | 561 | 749 | 502 | 1595 | 367 | 1021 | 548 | 214 | 325 | 37 |
| <i>% of Weighted Total:</i> | 100.0 | 41.8 | 49.3 | 60.5 | 10.3 | 19.5 | 24.9 | 33.3 | 22.3 | 70.8 | 16.3 | 45.4 | 24.3 | 9.5 | 14.4 | 1.6 |
| B013: During the last two weeks, how many times have you had 3 or 4 drinks in a row (but no more than that)? | | | | | | | | | | | | | | | | |
| 1. None | 69.5 | 67.3 | 72.6 | 67.7 | 90.1 | 67.1 | 64.9 | 69.4 | 77.5 | 72.6 | 62.5 | 82.6 | 69.4 | 54.0 | 58.8 | 60.3 |
| 2. Once | 16.0 | 15.7 | 16.7 | 16.7 | 4.8 | 18.3 | 16.9 | 16.0 | 12.6 | 15.2 | 18.6 | 11.4 | 17.7 | 21.8 | 18.0 | 6.1 |
| 3. Twice | 6.9 | 8.4 | 5.1 | 7.8 | 2.5 | 7.6 | 8.7 | 6.2 | 5.1 | 5.9 | 9.4 | 3.8 | 6.7 | 11.1 | 8.9 | 16.7 |
| 4. 3 to 5 times | 5.7 | 6.2 | 4.4 | 5.7 | 2.0 | 4.7 | 6.3 | 6.9 | 4.2 | 4.9 | 6.5 | 1.5 | 4.5 | 10.4 | 11.1 | 3.5 |
| 5. 6 to 9 times | 0.9 | 1.0 | 0.7 | 1.1 | - | 1.3 | 1.3 | 0.6 | 0.4 | 0.9 | 0.1 | - | 1.4 | 1.1 | 1.5 | 2.7 |
| 6. 10 or more times | 1.0 | 1.5 | 0.5 | 1.0 | 0.7 | 1.0 | 1.8 | 0.9 | 0.2 | 0.4 | 2.9 | 0.6 | 0.3 | 1.6 | 1.6 | 10.7 |
| <i>Item 1990 Subject A01d</i> | <i>N†</i> 1514 | 646 | 747 | 959 | 139 | 313 | 394 | 483 | 324 | 1085 | 239 | 503 | 482 | 170 | 288 | 27 |
| B014A: During the last two weeks, how many times have you had two drinks in a row (but no more than that)? | | | | | | | | | | | | | | | | |
| 1. None | 72.2 | 71.0 | 75.1 | 73.3 | 80.9 | 71.8 | 67.8 | 76.3 | 72.2 | 74.0 | 70.1 | 85.1 | 70.6 | 63.4 | 60.8 | 75.0 |
| 2. Once | 16.1 | 15.6 | 15.8 | 15.7 | 9.8 | 16.9 | 16.5 | 13.0 | 19.5 | 14.8 | 18.2 | 9.2 | 17.0 | 24.2 | 20.6 | 10.6 |
| 3. Twice | 5.6 | 5.4 | 5.0 | 5.2 | 5.3 | 4.9 | 6.9 | 5.9 | 4.4 | 5.2 | 5.3 | 2.7 | 6.5 | 4.2 | 9.0 | 1.3 |
| 4. 3 to 5 times | 3.8 | 4.6 | 3.2 | 3.6 | 3.4 | 3.6 | 5.7 | 2.8 | 3.3 | 4.4 | 1.9 | 1.7 | 4.1 | 5.5 | 6.3 | 1.1 |
| 5. 6 to 9 times | 0.8 | 1.3 | 0.4 | 0.8 | - | 0.9 | 1.6 | 0.4 | 0.3 | 0.7 | 0.9 | 0.2 | 0.6 | 1.3 | 2.0 | - |
| 6. 10 to 19 times | 0.7 | 1.5 | 0.2 | 0.9 | - | 1.2 | 0.7 | 0.8 | 0.2 | 0.6 | 0.9 | 0.6 | 1.1 | 0.4 | 0.5 | 2.4 |
| 7. 20 or more times | 0.6 | 0.7 | 0.5 | 0.6 | 0.7 | 0.7 | 0.9 | 0.8 | 0.1 | 0.2 | 2.5 | 0.4 | 0.1 | 0.9 | 0.9 | 9.6 |
| <i>Item 2000 Subject A01d</i> | <i>N†</i> 1491 | 636 | 736 | 945 | 137 | 310 | 389 | 473 | 318 | 1066 | 239 | 488 | 476 | 169 | 284 | 31 |
| B014B: During the last two weeks, how many times have you had just one drink? | | | | | | | | | | | | | | | | |
| 1. None | 69.3 | 64.5 | 73.2 | 70.9 | 67.4 | 68.0 | 74.3 | 66.7 | 68.4 | 69.7 | 69.9 | 74.5 | 65.9 | 64.1 | 68.3 | 63.5 |
| 2. Once | 19.7 | 20.5 | 19.4 | 19.4 | 20.1 | 19.8 | 16.1 | 20.4 | 22.8 | 19.6 | 18.1 | 16.9 | 22.3 | 22.8 | 18.7 | 24.7 |
| 3. Twice | 7.0 | 9.9 | 4.7 | 6.0 | 10.1 | 5.6 | 4.5 | 10.3 | 6.7 | 7.0 | 8.1 | 6.7 | 7.7 | 7.7 | 6.2 | 10.2 |
| 4. 3 to 5 times | 2.5 | 2.9 | 2.2 | 2.3 | 0.7 | 3.3 | 3.1 | 1.8 | 2.2 | 2.6 | 2.1 | 1.1 | 2.9 | 3.7 | 4.4 | - |
| 5. 6 to 9 times | 0.6 | 0.9 | 0.2 | 0.7 | 0.8 | 1.1 | 1.0 | 0.4 | - | 0.7 | 0.4 | 0.3 | 0.4 | 0.2 | 1.5 | - |
| 6. 10 to 19 times | 0.4 | 0.8 | 0.1 | 0.5 | 0.2 | 0.8 | 0.7 | 0.2 | - | 0.4 | 0.6 | 0.1 | 0.4 | 1.4 | 0.5 | - |
| 7. 20 or more times | 0.4 | 0.5 | 0.1 | 0.1 | 0.7 | 1.3 | 0.2 | 0.3 | - | * | 0.9 | 0.4 | 0.5 | - | 0.4 | 1.6 |
| <i>Item 2010 Subject A01d</i> | <i>N†</i> 1470 | 630 | 720 | 929 | 134 | 305 | 385 | 465 | 315 | 1042 | 241 | 482 | 475 | 163 | 278 | 29 |
| B015: Have you ever tried to stop using alcoholic beverages and found that you couldn't stop? | | | | | | | | | | | | | | | | |
| 1. Yes | 4.8 | 5.6 | 3.4 | 4.0 | 7.9 | 4.2 | 5.5 | 5.3 | 4.0 | 3.7 | 6.8 | 2.5 | 4.2 | 5.4 | 5.8 | 32.0 |
| 2. No | 95.2 | 94.4 | 96.6 | 96.0 | 92.1 | 95.8 | 94.5 | 94.7 | 96.0 | 96.3 | 93.2 | 97.5 | 95.8 | 94.6 | 94.2 | 68.0 |
| <i>Item 2020 Subject A01i</i> | <i>N†</i> 1520 | 649 | 746 | 965 | 139 | 315 | 400 | 484 | 321 | 1084 | 247 | 490 | 484 | 175 | 296 | 31 |
| B016: On how many occasions (if any) have you been drunk or very high from drinking alcoholic beverages? | | | | | | | | | | | | | | | | |
| B016A: . . . in your lifetime? | | | | | | | | | | | | | | | | |
| 1. 0 occasions | 39.9 | 40.5 | 40.0 | 35.2 | 64.4 | 33.7 | 35.9 | 45.1 | 41.6 | 41.4 | 37.7 | 67.1 | 15.5 | 14.5 | 11.2 | 4.6 |
| 2. 1-2 | 17.6 | 16.8 | 18.7 | 15.1 | 20.2 | 16.3 | 16.0 | 16.0 | 22.9 | 18.0 | 17.4 | 16.0 | 20.7 | 26.6 | 11.7 | 10.8 |
| 3. 3-5 | 11.2 | 9.4 | 13.5 | 12.2 | 7.8 | 11.6 | 12.4 | 10.9 | 10.1 | 12.4 | 8.2 | 8.4 | 17.8 | 15.5 | 8.4 | 1.1 |
| 4. 6-9 | 8.3 | 6.7 | 9.2 | 9.5 | 2.7 | 7.9 | 7.6 | 9.5 | 7.5 | 8.5 | 6.7 | 4.2 | 13.4 | 10.3 | 10.0 | 10.6 |
| 5. 10-19 | 7.5 | 7.2 | 7.7 | 9.3 | 1.3 | 9.9 | 8.6 | 6.5 | 5.7 | 6.8 | 8.4 | 1.9 | 10.7 | 12.0 | 17.1 | 15.6 |
| 6. 20-39 | 5.3 | 6.4 | 4.7 | 6.8 | 1.4 | 7.5 | 5.2 | 3.9 | 5.6 | 5.0 | 6.8 | 1.2 | 9.0 | 7.8 | 10.9 | 15.4 |
| 7. 40 or more | 10.3 | 13.0 | 6.2 | 11.8 | 2.2 | 13.3 | 14.4 | 8.1 | 6.6 | 7.9 | 14.8 | 1.3 | 12.8 | 13.5 | 30.7 | 42.0 |
| <i>Item 25020 Subject A01a</i> | <i>N</i> 2056 | 879 | 1040 | 1289 | 210 | 384 | 518 | 687 | 466 | 1507 | 333 | 994 | 497 | 196 | 297 | 30 |
| B016B: . . . during the last 12 months? | | | | | | | | | | | | | | | | |
| 1. 0 occasions | 51.8 | 52.5 | 52.5 | 45.1 | 79.9 | 43.0 | 44.8 | 57.5 | 58.4 | 53.3 | 50.6 | 77.1 | 31.3 | 30.7 | 19.3 | 17.8 |
| 2. 1-2 | 17.3 | 13.8 | 20.4 | 18.0 | 11.9 | 19.8 | 19.4 | 14.6 | 16.8 | 17.4 | 18.5 | 13.0 | 22.0 | 26.7 | 17.8 | 16.5 |
| 3. 3-5 | 11.1 | 9.0 | 12.6 | 12.7 | 4.2 | 11.2 | 11.6 | 12.2 | 8.8 | 11.0 | 10.8 | 6.2 | 17.6 | 15.2 | 12.6 | 13.4 |
| 4. 6-9 | 5.7 | 6.7 | 5.0 | 7.5 | 1.0 | 7.8 | 5.8 | 4.3 | 6.1 | 5.8 | 5.9 | 1.5 | 9.9 | 6.5 | 13.1 | 6.1 |
| 5. 10-19 | 5.5 | 5.6 | 5.3 | 6.4 | 1.6 | 7.0 | 5.7 | 4.9 | 4.7 | 5.1 | 5.8 | 1.2 | 9.3 | 9.8 | 10.2 | 8.5 |
| 6. 20-39 | 3.6 | 4.6 | 2.6 | 4.4 | 0.3 | 5.3 | 4.3 | 2.5 | 3.1 | 3.4 | 2.7 | 0.3 | 5.7 | 7.6 | 8.3 | 13.0 |
| 7. 40 or more | 5.0 | 7.8 | 1.5 | 5.9 | 1.0 | 6.0 | 8.4 | 3.9 | 2.1 | 4.0 | 5.8 | 0.7 | 4.3 | 3.4 | 18.7 | 24.8 |
| <i>Item 25030 Subject A01b</i> | <i>N</i> 2047 | 875 | 1036 | 1280 | 209 | 385 | 513 | 684 | 464 | 1501 | 332 | 990 | 491 | 196 | 297 | 30 |

†=excludes respondents for whom question was inappropriate. *=less than .05 percent.

MONITORING THE FUTURE

| QUESTIONNAIRE FORM 1 2002 | TOTAL | SEX | | RACE | | REGION | | | | COLLEGE PLANS? | | ILLICIT DRUG USE: LIFETIME | | | | |
|--|---------------|-------------|--------------|--------------|-------------|-------------|-------------|-------------|-------------|-------------------|-------------|----------------------------|------------------------|--------------|---------------|--------------------|
| | | M | F | White | Black | NE | NC | S | W | Yes | No | None | Mari- juana Only | Few Pills | More Pills | Any Her- oin |
| <i>N (Weighted No. of Cases):</i> <i>% of Weighted Total:</i> | 2251 100.0 | 941 41.8 | 1110 49.3 | 1362 60.5 | 233 10.3 | 439 19.5 | 561 24.9 | 749 33.3 | 502 22.3 | 1595 70.8 | 367 16.3 | 1021 45.4 | 548 24.3 | 214 9.5 | 325 14.4 | 37 1.6 |
| B016C: . . . during the last 30 days? | | | | | | | | | | | | | | | | |
| 1. 0 occasions | 72.8 | 70.2 | 76.0 | 68.4 | 91.4 | 67.6 | 69.2 | 74.2 | 78.9 | 73.8 | 74.4 | 91.0 | 62.7 | 54.9 | 43.8 | 46.8 |
| 2. 1-2 | 15.1 | 14.5 | 15.3 | 16.4 | 6.3 | 17.3 | 12.2 | 16.1 | 14.8 | 15.2 | 12.4 | 6.8 | 21.7 | 28.3 | 23.4 | 10.0 |
| 3. 3-5 | 5.4 | 6.5 | 4.7 | 7.6 | 0.3 | 7.0 | 6.6 | 5.1 | 3.4 | 5.5 | 5.1 | 0.8 | 9.1 | 6.9 | 13.7 | 11.8 |
| 4. 6-9 | 2.9 | 3.8 | 1.7 | 3.4 | 1.2 | 5.4 | 4.8 | 1.7 | 0.6 | 2.4 | 3.6 | 0.9 | 2.0 | 5.2 | 8.0 | 9.9 |
| 5. 10-19 | 2.9 | 4.0 | 1.5 | 3.2 | - | 1.9 | 5.3 | 2.0 | 2.4 | 2.6 | 2.2 | 0.1 | 3.9 | 4.3 | 9.4 | 8.3 |
| 6. 20-39 | 0.6 | 0.6 | 0.5 | 0.6 | 0.9 | 0.6 | 1.3 | 0.4 | - | 0.5 | 1.0 | 0.1 | 0.5 | 0.4 | 1.3 | 3.3 |
| 7. 40 or more | 0.4 | 0.4 | 0.2 | 0.4 | - | 0.3 | 0.6 | 0.5 | - | 0.1 | 1.4 | 0.3 | 0.1 | - | 0.5 | 9.9 |
| <i>Item 25040 Subject A01c</i> | <i>N 2046</i> | <i>875</i> | <i>1034</i> | <i>1279</i> | <i>209</i> | <i>385</i> | <i>513</i> | <i>684</i> | <i>464</i> | <i>1500</i> | <i>332</i> | <i>989</i> | <i>492</i> | <i>196</i> | <i>297</i> | <i>30</i> |
| B017: Do you think you will be drinking alcoholic beverages five years from now? | | | | | | | | | | | | | | | | |
| 1. I definitely will | 18.8 | 22.3 | 15.4 | 21.2 | 7.6 | 25.8 | 22.4 | 13.5 | 16.6 | 17.2 | 22.8 | 9.1 | 26.3 | 22.9 | 30.2 | 47.5 |
| 2. I probably will | 46.0 | 41.6 | 49.7 | 47.3 | 44.6 | 46.5 | 51.1 | 44.0 | 43.1 | 47.1 | 41.5 | 39.8 | 49.0 | 57.3 | 55.2 | 25.9 |
| 3. I probably will not | 15.9 | 17.1 | 15.5 | 14.7 | 17.0 | 14.2 | 12.8 | 17.2 | 19.0 | 16.0 | 15.4 | 21.0 | 13.8 | 13.0 | 6.9 | 17.3 |
| 4. I definitely will not | 19.2 | 18.9 | 19.4 | 16.8 | 30.8 | 13.5 | 13.7 | 25.3 | 21.3 | 19.6 | 20.3 | 30.1 | 11.0 | 6.8 | 7.7 | 9.3 |
| <i>Item 2030 Subject A04a</i> | <i>N 2206</i> | <i>935</i> | <i>1106</i> | <i>1358</i> | <i>229</i> | <i>416</i> | <i>557</i> | <i>737</i> | <i>496</i> | <i>1587</i> | <i>363</i> | <i>1017</i> | <i>547</i> | <i>212</i> | <i>325</i> | <i>37</i> |
| The next questions are about MARIJUANA and HASHISH. | | | | | | | | | | | | | | | | |
| Marijuana is sometimes called: weed, pot, dope. Hashish is sometimes called: hash, hash oil. | | | | | | | | | | | | | | | | |
| B018: On how many occasions (if any) have you used hashish . . . | | | | | | | | | | | | | | | | |
| B018A: . . . in your lifetime? | | | | | | | | | | | | | | | | |
| 1. 0 occasions | 88.1 | 85.0 | 92.6 | 88.3 | 94.9 | 84.7 | 88.0 | 89.0 | 89.9 | 91.1 | 82.0 | 100.0 | 90.1 | 79.5 | 60.3 | 28.2 |
| 2. 1-2 | 5.3 | 7.5 | 2.8 | 4.7 | 3.3 | 7.3 | 4.4 | 5.8 | 4.1 | 4.0 | 8.3 | - | 6.2 | 8.7 | 15.2 | 29.8 |
| 3. 3-5 | 1.7 | 2.0 | 1.2 | 2.0 | 0.3 | 0.5 | 2.9 | 1.1 | 2.1 | 1.5 | 1.8 | - | 0.1 | 3.2 | 8.4 | 2.2 |
| 4. 6-9 | 1.2 | 1.0 | 1.2 | 1.6 | 0.4 | 1.4 | 1.3 | 0.9 | 1.3 | 0.7 | 2.7 | - | 0.9 | 3.6 | 3.2 | 7.7 |
| 5. 10-19 | 0.5 | 0.6 | * | 0.4 | - | 1.2 | 0.1 | 0.6 | 0.2 | 0.3 | 0.4 | - | 0.2 | 0.5 | 2.4 | 2.5 |
| 6. 20-39 | 1.1 | 1.5 | 0.6 | 0.7 | - | 1.2 | 1.0 | 1.2 | 0.7 | 0.9 | 1.4 | - | 0.7 | 2.6 | 3.8 | 2.4 |
| 7. 40 or more | 2.1 | 2.3 | 1.5 | 2.3 | 1.2 | 3.5 | 2.3 | 1.5 | 1.7 | 1.6 | 3.4 | - | 1.7 | 2.0 | 6.7 | 27.2 |
| <i>Item 2040 Subject A01a</i> | <i>N 2160</i> | <i>912</i> | <i>1093</i> | <i>1337</i> | <i>227</i> | <i>410</i> | <i>552</i> | <i>724</i> | <i>474</i> | <i>1557</i> | <i>358</i> | <i>1021</i> | <i>547</i> | <i>208</i> | <i>314</i> | <i>36</i> |
| B018B: . . . during the last 12 months? | | | | | | | | | | | | | | | | |
| 1. 0 occasions | 91.9 | 90.3 | 94.6 | 91.6 | 98.3 | 88.2 | 92.1 | 92.7 | 93.7 | 94.0 | 88.3 | 100.0 | 95.4 | 85.5 | 70.0 | 41.3 |
| 2. 1-2 | 3.6 | 4.1 | 2.6 | 3.6 | 0.3 | 5.2 | 3.7 | 3.3 | 2.5 | 2.5 | 5.5 | - | 1.8 | 8.1 | 13.2 | 24.8 |
| 3. 3-5 | 1.5 | 1.8 | 0.9 | 1.5 | 0.3 | 1.7 | 1.5 | 1.8 | 0.8 | 1.1 | 1.8 | - | 0.9 | 1.5 | 7.0 | 0.9 |
| 4. 6-9 | 0.6 | 0.8 | 0.4 | 0.8 | - | 0.6 | 0.7 | 0.6 | 0.6 | 0.4 | 1.2 | - | 0.4 | 1.8 | 1.5 | 8.2 |
| 5. 10-19 | 0.8 | 1.2 | 0.4 | 1.1 | - | 2.1 | 0.5 | 0.5 | 0.3 | 0.6 | 1.5 | - | - | - | 3.1 | 18.5 |
| 6. 20-39 | 0.6 | 0.4 | 0.6 | 0.3 | 0.3 | 0.6 | 0.3 | 0.3 | 1.4 | 0.5 | 0.7 | - | 0.5 | 2.9 | 1.0 | - |
| 7. 40 or more | 1.1 | 1.3 | 0.5 | 1.1 | 0.9 | 1.6 | 1.2 | 0.8 | 0.7 | 0.8 | 1.1 | - | 0.9 | 0.2 | 4.2 | 6.4 |
| <i>Item 2050 Subject A01b</i> | <i>N 2161</i> | <i>912</i> | <i>1093</i> | <i>1337</i> | <i>227</i> | <i>410</i> | <i>552</i> | <i>724</i> | <i>474</i> | <i>1558</i> | <i>358</i> | <i>1021</i> | <i>547</i> | <i>208</i> | <i>314</i> | <i>36</i> |
| B018C: . . . during the last 30 days? | | | | | | | | | | | | | | | | |
| 1. 0 occasions | 96.6 | 96.2 | 97.6 | 96.9 | 98.3 | 95.7 | 96.3 | 97.0 | 97.0 | 97.6 | 94.0 | 100.0 | 97.8 | 96.2 | 87.1 | 73.1 |
| 2. 1-2 | 1.5 | 1.3 | 1.5 | 1.5 | 0.2 | 1.0 | 1.8 | 1.4 | 1.7 | 1.0 | 3.5 | - | 1.0 | 2.2 | 6.0 | 8.9 |
| 3. 3-5 | 0.8 | 1.1 | 0.3 | 0.5 | 0.3 | 1.5 | 0.3 | 0.6 | 1.0 | 0.5 | 1.3 | - | 0.2 | 1.4 | 2.4 | 12.2 |
| 4. 6-9 | 0.2 | 0.2 | 0.2 | 0.3 | - | 0.7 | 0.3 | 0.1 | 0.1 | 0.3 | - | - | 0.2 | - | 1.0 | 1.1 |
| 5. 10-19 | 0.3 | 0.5 | 0.1 | 0.3 | - | 0.8 | 0.3 | 0.1 | - | 0.3 | - | - | 0.5 | - | 0.9 | 0.9 |
| 6. 20-39 | 0.1 | * | 0.2 | 0.1 | 0.7 | 0.2 | 0.1 | 0.2 | 0.1 | 0.1 | 0.4 | - | 0.1 | - | 0.8 | - |
| 7. 40 or more | 0.5 | 0.6 | 0.1 | 0.4 | 0.5 | 0.1 | 0.8 | 0.6 | 0.2 | 0.2 | 0.8 | - | 0.2 | 0.2 | 1.8 | 3.8 |
| <i>Item 2060 Subject A01c</i> | <i>N 2161</i> | <i>913</i> | <i>1093</i> | <i>1338</i> | <i>227</i> | <i>409</i> | <i>552</i> | <i>724</i> | <i>476</i> | <i>1558</i> | <i>358</i> | <i>1021</i> | <i>547</i> | <i>208</i> | <i>313</i> | <i>36</i> |
| B019: On how many occasions (if any) have you used marijuana . . . | | | | | | | | | | | | | | | | |
| B019A: . . . in your lifetime? | | | | | | | | | | | | | | | | |
| 1. 0 occasions | 52.7 | 50.5 | 56.6 | 51.6 | 56.5 | 46.5 | 54.6 | 53.7 | 54.6 | 56.4 | 47.6 | 100.0 | - | 31.4 | 13.8 | 4.1 |
| 2. 1-2 | 11.2 | 10.9 | 11.1 | 10.5 | 14.5 | 10.8 | 8.9 | 11.7 | 13.5 | 11.2 | 12.2 | - | 33.3 | 13.7 | 7.3 | 6.6 |
| 3. 3-5 | 6.5 | 6.3 | 7.1 | 6.8 | 7.6 | 6.0 | 6.8 | 7.1 | 5.5 | 6.5 | 7.2 | - | 18.1 | 8.6 | 5.8 | 2.6 |
| 4. 6-9 | 4.3 | 3.3 | 5.4 | 4.1 | 6.7 | 4.0 | 3.8 | 4.8 | 4.4 | 4.8 | 3.0 | - | 9.9 | 5.8 | 6.9 | 8.0 |
| 5. 10-19 | 5.5 | 5.3 | 5.9 | 6.5 | 2.4 | 6.6 | 4.3 | 5.0 | 6.7 | 5.4 | 3.5 | - | 11.8 | 7.6 | 11.2 | - |
| 6. 20-39 | 4.9 | 5.7 | 4.4 | 5.5 | 2.1 | 6.5 | 5.1 | 3.5 | 5.2 | 5.3 | 3.7 | - | 10.1 | 10.2 | 8.1 | 0.9 |
| 7. 40 or more | 14.9 | 18.1 | 9.5 | 15.1 | 10.2 | 19.7 | 16.4 | 14.2 | 10.2 | 10.6 | 22.8 | - | 16.8 | 22.8 | 47.0 | 77.8 |
| <i>Item 2070 Subject A01a</i> | <i>N 2151</i> | <i>904</i> | <i>1094</i> | <i>1338</i> | <i>220</i> | <i>408</i> | <i>546</i> | <i>721</i> | <i>476</i> | <i>1557</i> | <i>351</i> | <i>1021</i> | <i>545</i> | <i>208</i> | <i>315</i> | <i>36</i> |

* = less than .05 percent.

| QUESTIONNAIRE FORM 1 2002 | TOTAL | SEX | | RACE | | REGION | | | | COLLEGE PLANS? | | ILLICIT DRUG USE: LIFETIME | | | | |
|---|---------------|------|------|-------|-------|--------|------|------|------|-------------------|------|----------------------------|------------------------|--------------|---------------|--------------------|
| | | M | F | White | Black | NE | NC | S | W | Yes | No | None | Mari- juana Only | Few Pills | More Pills | Any Her- oin |
| <i>N (Weighted No. of Cases):</i> | 2251 | 941 | 1110 | 1362 | 233 | 439 | 561 | 749 | 502 | 1595 | 367 | 1021 | 548 | 214 | 325 | 37 |
| <i>% of Weighted Total:</i> | 100.0 | 41.8 | 49.3 | 60.5 | 10.3 | 19.5 | 24.9 | 33.3 | 22.3 | 70.8 | 16.3 | 45.4 | 24.3 | 9.5 | 14.4 | 1.6 |
| B019B: . . . during the last 12 months? | | | | | | | | | | | | | | | | |
| 1. 0 occasions | 65.5 | 63.6 | 68.7 | 63.9 | 72.4 | 56.7 | 65.2 | 68.5 | 69.1 | 68.4 | 63.0 | 100.0 | 32.4 | 46.4 | 31.2 | 16.0 |
| 2. 1-2 | 9.3 | 9.5 | 9.8 | 9.3 | 10.3 | 9.7 | 8.5 | 8.5 | 10.9 | 9.7 | 8.5 | - | 26.0 | 12.5 | 8.9 | 5.0 |
| 3. 3-5 | 5.5 | 4.6 | 6.2 | 5.8 | 5.4 | 6.6 | 4.3 | 6.1 | 4.9 | 5.4 | 6.2 | - | 13.3 | 9.1 | 6.1 | 5.7 |
| 4. 6-9 | 4.7 | 4.1 | 5.1 | 5.2 | 3.8 | 4.7 | 5.0 | 4.4 | 4.6 | 4.7 | 3.9 | - | 10.9 | 8.5 | 6.0 | 6.9 |
| 5. 10-19 | 2.6 | 2.5 | 2.7 | 3.1 | 1.1 | 4.0 | 2.9 | 2.1 | 1.8 | 2.5 | 2.2 | - | 4.5 | 6.1 | 5.3 | 1.3 |
| 6. 20-39 | 2.9 | 3.1 | 2.6 | 2.9 | 1.8 | 4.4 | 3.5 | 1.9 | 2.5 | 2.6 | 3.7 | - | 5.4 | 5.1 | 6.4 | 4.9 |
| 7. 40 or more | 9.6 | 12.6 | 4.9 | 9.6 | 5.3 | 14.0 | 10.6 | 8.5 | 6.2 | 6.7 | 12.6 | - | 7.5 | 12.3 | 36.2 | 60.2 |
| <i>Item 2080 Subject A01b</i> | <i>N</i> 2148 | 901 | 1092 | 1335 | 220 | 410 | 545 | 719 | 473 | 1558 | 349 | 1021 | 544 | 208 | 314 | 36 |
| B019C: . . . during the last 30 days? | | | | | | | | | | | | | | | | |
| 1. 0 occasions | 79.6 | 77.6 | 84.0 | 79.6 | 81.0 | 71.5 | 77.3 | 81.3 | 86.6 | 83.3 | 75.9 | 100.0 | 67.4 | 67.6 | 50.9 | 25.3 |
| 2. 1-2 | 6.8 | 6.3 | 7.0 | 6.7 | 9.9 | 7.4 | 8.7 | 6.9 | 4.1 | 6.1 | 8.4 | - | 15.8 | 10.9 | 8.5 | 13.5 |
| 3. 3-5 | 2.6 | 3.4 | 2.0 | 2.5 | 2.2 | 5.3 | 1.9 | 1.9 | 1.9 | 2.4 | 1.8 | - | 5.2 | 7.4 | 3.3 | - |
| 4. 6-9 | 2.3 | 2.3 | 1.7 | 2.1 | 1.4 | 3.0 | 2.4 | 2.6 | 0.9 | 1.9 | 2.4 | - | 3.5 | 2.1 | 5.8 | 18.8 |
| 5. 10-19 | 2.2 | 2.0 | 2.1 | 2.8 | 0.7 | 4.0 | 2.2 | 2.0 | 1.2 | 2.1 | 2.1 | - | 2.8 | 2.5 | 8.2 | 5.7 |
| 6. 20-39 | 2.7 | 3.0 | 2.1 | 2.5 | 2.9 | 2.9 | 2.9 | 2.3 | 3.2 | 2.3 | 2.6 | - | 2.8 | 2.2 | 10.1 | 20.0 |
| 7. 40 or more | 3.8 | 5.4 | 1.1 | 3.7 | 1.9 | 5.9 | 4.6 | 3.0 | 2.1 | 2.0 | 6.7 | - | 2.5 | 7.3 | 13.2 | 16.7 |
| <i>Item 2090 Subject A01c</i> | <i>N</i> 2147 | 901 | 1092 | 1335 | 220 | 410 | 545 | 719 | 473 | 1558 | 349 | 1021 | 544 | 208 | 314 | 36 |
| IF YOU HAVE NOT USED MARIJUANA OR HASHISH IN THE LAST TWELVE MONTHS, GO TO Q.B028. | | | | | | | | | | | | | | | | |
| B020: When you used marijuana or hashish during the last year, how often did you use it in each of the following situations? | | | | | | | | | | | | | | | | |
| B020A: When you were alone | | | | | | | | | | | | | | | | |
| 1. Not at all | 65.5 | 56.8 | 77.9 | 68.6 | 67.4 | 64.6 | 70.7 | 65.1 | 60.3 | 71.5 | 60.4 | - | 81.5 | 52.7 | 49.8 | 31.3 |
| 2. A few of the times | 20.9 | 23.4 | 16.6 | 19.4 | 22.6 | 21.6 | 17.4 | 20.3 | 25.8 | 20.7 | 16.8 | - | 12.1 | 38.9 | 23.8 | 44.8 |
| 3. Some of the times | 9.2 | 14.4 | 4.0 | 9.3 | 4.1 | 9.6 | 9.2 | 10.4 | 6.9 | 5.6 | 17.3 | - | 3.5 | 3.6 | 20.6 | 17.0 |
| 4. Most of the times | 2.2 | 1.9 | 0.7 | 1.5 | 2.4 | 1.5 | 1.3 | 3.2 | 2.8 | 0.8 | 2.3 | - | 0.3 | 3.7 | 3.7 | 5.2 |
| 5. Every time | 2.2 | 3.4 | 0.7 | 1.3 | 3.6 | 2.7 | 1.5 | 1.0 | 4.2 | 1.4 | 3.2 | - | 2.6 | 1.1 | 2.2 | 1.7 |
| <i>Item 2100 Subject A05a</i> | <i>N†</i> 727 | 317 | 338 | 482 | 57 | 177 | 191 | 221 | 138 | 486 | 124 | - | 355 | 113 | 216 | 26 |
| B020B: With just 1 or 2 other people | | | | | | | | | | | | | | | | |
| 1. Not at all | 10.6 | 9.9 | 12.1 | 11.1 | 11.7 | 11.8 | 7.1 | 10.6 | 13.9 | 11.8 | 11.2 | - | 15.2 | 10.2 | 3.3 | - |
| 2. A few of the times | 29.4 | 27.0 | 34.7 | 31.1 | 32.7 | 23.0 | 28.9 | 28.7 | 39.7 | 32.0 | 30.2 | - | 36.5 | 21.2 | 21.1 | 35.0 |
| 3. Some of the times | 20.5 | 20.9 | 18.7 | 17.9 | 26.4 | 21.9 | 19.4 | 22.3 | 17.4 | 18.7 | 21.4 | - | 15.4 | 29.5 | 25.3 | 14.8 |
| 4. Most of the times | 24.9 | 27.0 | 20.3 | 26.2 | 11.9 | 31.5 | 29.2 | 22.2 | 14.9 | 24.0 | 20.3 | - | 17.1 | 29.1 | 34.8 | 33.2 |
| 5. Every time | 14.5 | 15.2 | 14.2 | 13.6 | 17.2 | 11.9 | 15.3 | 16.3 | 14.1 | 13.6 | 16.8 | - | 15.7 | 10.0 | 15.4 | 17.0 |
| <i>Item 2110 Subject A05b</i> | <i>N†</i> 728 | 319 | 338 | 484 | 56 | 179 | 191 | 221 | 138 | 488 | 124 | - | 357 | 113 | 216 | 26 |
| B020C: At a party | | | | | | | | | | | | | | | | |
| 1. Not at all | 22.1 | 20.1 | 24.4 | 19.0 | 47.8 | 19.6 | 20.0 | 26.7 | 21.0 | 23.8 | 19.5 | - | 29.7 | 16.7 | 11.3 | 12.9 |
| 2. A few of the times | 20.3 | 19.4 | 23.4 | 21.9 | 11.0 | 19.7 | 20.2 | 22.4 | 17.9 | 22.0 | 20.0 | - | 23.4 | 16.5 | 15.3 | 32.3 |
| 3. Some of the times | 19.6 | 19.2 | 20.1 | 21.5 | 12.6 | 20.9 | 23.5 | 13.7 | 22.1 | 20.4 | 20.2 | - | 16.3 | 24.2 | 24.2 | 13.8 |
| 4. Most of the times | 19.7 | 22.1 | 15.8 | 19.8 | 17.4 | 16.5 | 22.3 | 21.9 | 16.4 | 18.8 | 20.9 | - | 15.2 | 20.5 | 27.7 | 22.4 |
| 5. Every time | 18.3 | 19.2 | 16.4 | 17.8 | 11.3 | 23.3 | 13.9 | 15.2 | 22.7 | 15.0 | 19.5 | - | 15.4 | 22.1 | 21.4 | 18.4 |
| <i>Item 2120 Subject A05c</i> | <i>N†</i> 728 | 319 | 338 | 484 | 57 | 179 | 191 | 221 | 137 | 488 | 124 | - | 357 | 113 | 215 | 26 |
| B020D: When your date or spouse was present | | | | | | | | | | | | | | | | |
| 1. Not at all | 50.9 | 57.7 | 48.0 | 52.6 | 61.8 | 48.7 | 51.7 | 49.7 | 54.6 | 55.7 | 46.7 | - | 61.9 | 51.8 | 33.0 | 33.3 |
| 2. A few of the times | 18.4 | 17.8 | 19.6 | 17.5 | 15.9 | 21.3 | 16.1 | 17.6 | 19.1 | 18.2 | 17.0 | - | 18.1 | 24.6 | 17.2 | 14.5 |
| 3. Some of the times | 13.2 | 13.8 | 11.9 | 13.6 | 13.2 | 14.8 | 13.8 | 12.7 | 11.3 | 11.9 | 14.2 | - | 11.0 | 10.1 | 18.7 | 14.7 |
| 4. Most of the times | 11.4 | 7.2 | 12.4 | 10.8 | 4.7 | 9.9 | 10.8 | 14.5 | 9.3 | 9.1 | 12.5 | - | 4.7 | 5.2 | 23.8 | 30.6 |
| 5. Every time | 6.0 | 3.5 | 8.1 | 5.6 | 4.4 | 5.3 | 7.6 | 5.4 | 5.8 | 5.1 | 9.6 | - | 4.4 | 8.3 | 7.4 | 6.9 |
| <i>Item 2130 Subject A05b</i> | <i>N†</i> 721 | 316 | 337 | 479 | 57 | 176 | 190 | 219 | 137 | 483 | 124 | - | 354 | 110 | 215 | 26 |

†=excludes respondents for whom question was inappropriate.

MONITORING THE FUTURE

| QUESTIONNAIRE FORM 1 2002 | TOTAL | SEX | | RACE | | REGION | | | | COLLEGE PLANS? | | ILLICIT DRUG USE: LIFETIME | | | | | |
|---|-----------|------|------|-------|-------|--------|------|------|------|-------------------|------|----------------------------|------------------------|--------------|---------------|--------------------|----|
| | | M | F | White | Black | NE | NC | S | W | Yes | No | None | Mari- juana Only | Few Pills | More Pills | Any Her- oin | |
| <i>N (Weighted No. of Cases):</i> | 2251 | 941 | 1110 | 1362 | 233 | 439 | 561 | 749 | 502 | 1595 | 367 | 1021 | 548 | 214 | 325 | 37 | |
| <i>% of Weighted Total:</i> | 100.0 | 41.8 | 49.3 | 60.5 | 10.3 | 19.5 | 24.9 | 33.3 | 22.3 | 70.8 | 16.3 | 45.4 | 24.3 | 9.5 | 14.4 | 1.6 | |
| B020E: When people over age 30 were present | | | | | | | | | | | | | | | | | |
| 1. Not at all | 63.4 | 60.1 | 70.5 | 62.9 | 68.5 | 60.2 | 60.3 | 65.1 | 69.0 | 71.9 | 44.2 | - | 75.6 | 62.8 | 48.4 | 17.4 | |
| 2. A few of the times | 19.5 | 20.2 | 15.6 | 19.1 | 17.9 | 23.6 | 20.5 | 16.9 | 17.2 | 16.2 | 23.0 | - | 15.3 | 23.6 | 23.8 | 30.4 | |
| 3. Some of the times | 11.1 | 12.8 | 9.2 | 13.1 | 6.3 | 10.5 | 14.5 | 9.7 | 9.3 | 7.9 | 21.6 | - | 5.9 | 6.1 | 19.7 | 35.1 | |
| 4. Most of the times | 3.4 | 3.7 | 2.9 | 3.9 | 3.6 | 2.5 | 2.9 | 6.4 | 0.6 | 2.7 | 5.2 | - | 1.2 | 3.7 | 5.6 | 15.4 | |
| 5. Every time | 2.6 | 3.1 | 1.8 | 1.1 | 3.6 | 3.2 | 1.7 | 2.0 | 4.0 | 1.3 | 6.1 | - | 2.0 | 3.9 | 2.6 | 1.7 | |
| <i>Item 2140 Subject A05b</i> | <i>N†</i> | 726 | 319 | 336 | 482 | 57 | 176 | 191 | 221 | 138 | 486 | 124 | - | 355 | 113 | 216 | 26 |
| B020F: During the daytime (before 4:00 p.m.) | | | | | | | | | | | | | | | | | |
| 1. Not at all | 39.1 | 34.8 | 45.8 | 40.4 | 54.7 | 32.8 | 40.1 | 44.0 | 37.6 | 43.1 | 38.1 | - | 52.0 | 35.1 | 23.4 | 6.3 | |
| 2. A few of the times | 23.9 | 24.8 | 25.4 | 26.4 | 16.4 | 27.7 | 25.3 | 16.5 | 29.1 | 24.9 | 21.9 | - | 25.6 | 28.5 | 17.4 | 33.2 | |
| 3. Some of the times | 22.5 | 22.8 | 19.4 | 21.7 | 13.9 | 26.5 | 21.1 | 25.6 | 14.1 | 21.4 | 19.8 | - | 15.6 | 24.8 | 31.6 | 33.1 | |
| 4. Most of the times | 8.7 | 11.5 | 4.7 | 8.0 | 7.4 | 7.5 | 9.7 | 7.9 | 9.8 | 6.3 | 11.5 | - | 3.4 | 6.3 | 18.2 | 16.7 | |
| 5. Every time | 5.9 | 6.1 | 4.7 | 3.6 | 7.6 | 5.5 | 3.7 | 6.0 | 9.3 | 4.4 | 8.8 | - | 3.4 | 5.3 | 9.4 | 10.7 | |
| <i>Item 2150 Subject A05c</i> | <i>N†</i> | 725 | 319 | 336 | 481 | 57 | 175 | 191 | 221 | 138 | 485 | 124 | - | 355 | 113 | 216 | 26 |
| B020G: At your home (or apartment or dorm) | | | | | | | | | | | | | | | | | |
| 1. Not at all | 53.2 | 44.9 | 64.9 | 56.1 | 58.7 | 49.6 | 59.6 | 50.9 | 52.6 | 56.8 | 51.7 | - | 70.3 | 49.6 | 29.4 | 31.3 | |
| 2. A few of the times | 23.0 | 27.8 | 18.0 | 20.9 | 26.8 | 24.0 | 20.2 | 22.4 | 26.8 | 23.1 | 17.1 | - | 18.2 | 26.9 | 30.3 | 11.1 | |
| 3. Some of the times | 12.0 | 17.0 | 7.3 | 12.2 | 9.8 | 12.0 | 10.7 | 14.3 | 10.1 | 12.2 | 12.4 | - | 5.7 | 14.9 | 18.2 | 35.8 | |
| 4. Most of the times | 6.8 | 6.0 | 5.2 | 7.4 | 1.1 | 8.8 | 6.5 | 7.0 | 4.6 | 4.3 | 13.8 | - | 2.1 | 5.0 | 14.4 | 17.7 | |
| 5. Every time | 5.0 | 4.2 | 4.7 | 3.5 | 3.6 | 5.7 | 3.1 | 5.5 | 6.0 | 3.8 | 5.2 | - | 3.7 | 3.6 | 7.7 | 4.1 | |
| <i>Item 2160 Subject A05c</i> | <i>N†</i> | 722 | 315 | 337 | 480 | 56 | 175 | 190 | 221 | 136 | 484 | 122 | - | 353 | 112 | 216 | 26 |
| B020H: At school | | | | | | | | | | | | | | | | | |
| 1. Not at all | 81.2 | 78.1 | 87.1 | 85.1 | 72.2 | 79.5 | 83.2 | 85.1 | 74.5 | 86.4 | 75.6 | - | 88.6 | 77.9 | 71.9 | 74.9 | |
| 2. A few of the times | 10.6 | 11.2 | 8.5 | 9.8 | 14.0 | 14.5 | 9.9 | 8.6 | 10.1 | 9.1 | 10.7 | - | 6.6 | 14.9 | 15.2 | 10.0 | |
| 3. Some of the times | 5.3 | 7.9 | 1.9 | 4.6 | 5.7 | 3.9 | 6.2 | 5.1 | 5.9 | 3.0 | 6.2 | - | 3.2 | 4.6 | 8.7 | 4.5 | |
| 4. Most of the times | 1.7 | 1.5 | 1.2 | 0.4 | 4.4 | 0.5 | 0.5 | 0.5 | 6.6 | 1.1 | 3.0 | - | 0.5 | 0.6 | 3.6 | 7.0 | |
| 5. Every time | 1.2 | 1.3 | 1.3 | 0.2 | 3.7 | 1.5 | 0.3 | 0.7 | 3.0 | 0.4 | 4.5 | - | 1.1 | 2.0 | 0.6 | 3.6 | |
| <i>Item 2170 Subject A05c</i> | <i>N†</i> | 725 | 317 | 337 | 482 | 56 | 177 | 189 | 221 | 138 | 485 | 124 | - | 354 | 113 | 216 | 26 |
| B020I: In a car | | | | | | | | | | | | | | | | | |
| 1. Not at all | 30.2 | 26.2 | 37.2 | 30.0 | 33.2 | 20.9 | 27.6 | 36.7 | 35.6 | 34.0 | 28.5 | - | 39.2 | 25.4 | 19.4 | 13.0 | |
| 2. A few of the times | 22.6 | 23.4 | 21.6 | 23.5 | 26.2 | 23.9 | 21.4 | 19.8 | 26.9 | 22.5 | 24.2 | - | 25.1 | 24.1 | 18.7 | 11.4 | |
| 3. Some of the times | 23.3 | 24.8 | 20.8 | 25.0 | 13.4 | 27.0 | 26.5 | 21.5 | 16.9 | 20.5 | 28.1 | - | 18.2 | 29.6 | 28.2 | 33.4 | |
| 4. Most of the times | 17.2 | 17.8 | 14.9 | 16.5 | 14.0 | 21.6 | 16.6 | 16.5 | 13.4 | 17.6 | 8.9 | - | 13.0 | 16.1 | 22.9 | 30.6 | |
| 5. Every time | 6.7 | 7.7 | 5.5 | 5.0 | 13.2 | 6.5 | 7.8 | 5.6 | 7.2 | 5.4 | 10.2 | - | 4.5 | 4.8 | 10.8 | 11.6 | |
| <i>Item 2190 Subject A05c</i> | <i>N†</i> | 723 | 315 | 337 | 480 | 57 | 177 | 190 | 218 | 138 | 486 | 122 | - | 355 | 111 | 216 | 26 |
| B020J: At a park or beach | | | | | | | | | | | | | | | | | |
| 1. Not at all | 53.7 | 52.3 | 58.8 | 55.6 | 68.8 | 42.1 | 60.4 | 57.7 | 52.9 | 59.3 | 54.0 | - | 65.2 | 45.1 | 41.5 | 29.1 | |
| 2. A few of the times | 22.2 | 22.0 | 20.4 | 21.9 | 11.6 | 27.6 | 17.1 | 22.0 | 22.4 | 21.4 | 15.4 | - | 19.5 | 22.9 | 26.2 | 26.5 | |
| 3. Some of the times | 13.0 | 12.9 | 11.8 | 12.2 | 10.3 | 18.8 | 13.4 | 9.2 | 10.8 | 10.2 | 17.7 | - | 9.2 | 14.9 | 18.0 | 14.8 | |
| 4. Most of the times | 7.3 | 7.8 | 6.3 | 7.4 | 4.2 | 6.5 | 6.3 | 6.8 | 10.5 | 7.6 | 2.0 | - | 3.9 | 12.3 | 9.4 | 14.8 | |
| 5. Every time | 3.9 | 5.0 | 2.7 | 2.8 | 5.1 | 5.0 | 2.7 | 4.2 | 3.4 | 1.5 | 11.0 | - | 2.2 | 4.7 | 4.9 | 14.8 | |
| <i>Item 30930 Subject A05c</i> | <i>N†</i> | 722 | 316 | 337 | 479 | 57 | 176 | 190 | 219 | 138 | 486 | 122 | - | 355 | 111 | 215 | 26 |
| B021: How many of the times when you used marijuana or hashish during the last year did you use it along with alcohol—that is, so that their effects overlapped? | | | | | | | | | | | | | | | | | |
| 1. Not at all | 31.3 | 29.4 | 35.4 | 31.0 | 48.9 | 26.4 | 34.5 | 32.9 | 30.6 | 34.6 | 25.8 | - | 41.2 | 22.5 | 19.9 | 14.3 | |
| 2. A few of the times | 31.6 | 28.6 | 36.2 | 32.9 | 24.2 | 34.9 | 26.6 | 29.2 | 38.4 | 33.0 | 33.9 | - | 32.0 | 38.4 | 28.3 | 30.7 | |
| 3. Some of the times | 23.8 | 27.0 | 18.1 | 23.1 | 21.4 | 24.3 | 24.1 | 24.0 | 22.6 | 19.6 | 27.7 | - | 16.1 | 27.6 | 33.4 | 41.2 | |
| 4. Most of the times | 7.4 | 8.1 | 6.4 | 7.7 | 1.8 | 9.6 | 6.6 | 7.0 | 6.1 | 7.8 | 4.6 | - | 6.2 | 5.0 | 11.2 | 1.8 | |
| 5. Every time | 5.9 | 7.0 | 3.9 | 5.3 | 3.7 | 4.8 | 8.2 | 6.9 | 2.2 | 5.0 | 7.9 | - | 4.5 | 6.4 | 7.2 | 12.0 | |
| <i>Item 2200 Subject A01h</i> | <i>N†</i> | 718 | 316 | 333 | 480 | 53 | 176 | 190 | 215 | 137 | 482 | 122 | - | 352 | 110 | 216 | 25 |

†=excludes respondents for whom question was inappropriate.

DESCRIPTIVE RESULTS: 2002

61

| QUESTIONNAIRE FORM 1 2002 | TOTAL | SEX | | RACE | | REGION | | | | COLLEGE PLANS? | | ILLICIT DRUG USE: LIFETIME | | | | | |
|--|-----------|------|------|-------|-------|--------|------|------|------|-------------------|------|----------------------------|------------------------|--------------|---------------|--------------------|----|
| | | M | F | White | Black | NE | NC | S | W | Yes | No | None | Mari- juana Only | Few Pills | More Pills | Any Her- oin | |
| <i>N (Weighted No. of Cases):</i> | 2251 | 941 | 1110 | 1362 | 233 | 439 | 561 | 749 | 502 | 1595 | 367 | 1021 | 548 | 214 | 325 | 37 | |
| <i>% of Weighted Total:</i> | 100.0 | 41.8 | 49.3 | 60.5 | 10.3 | 19.5 | 24.9 | 33.3 | 22.3 | 70.8 | 16.3 | 45.4 | 24.3 | 9.5 | 14.4 | 1.6 | |
| B022: What have been the most important reasons for your using marijuana or hashish? (Mark all that apply.) | | | | | | | | | | | | | | | | | |
| A. To experiment—to see what it's like | 63.3 | 61.3 | 66.8 | 64.7 | 57.9 | 64.1 | 63.4 | 64.6 | 60.2 | 66.5 | 52.9 | - | 72.4 | 72.8 | 47.7 | 30.7 | |
| B. To relax or relieve tension | 57.2 | 54.9 | 56.5 | 56.4 | 46.0 | 57.5 | 56.9 | 59.2 | 54.0 | 53.3 | 62.1 | - | 45.1 | 66.2 | 70.3 | 82.9 | |
| C. To feel good or get high | 74.2 | 74.9 | 71.3 | 74.6 | 60.7 | 75.7 | 71.8 | 79.9 | 66.6 | 74.7 | 66.5 | - | 65.0 | 74.8 | 88.5 | 84.7 | |
| D. To seek deeper insights and understanding | 19.1 | 22.2 | 14.3 | 17.3 | 14.2 | 25.8 | 17.7 | 21.1 | 9.5 | 16.7 | 20.3 | - | 12.3 | 31.7 | 22.9 | 23.6 | |
| E. To have a good time with my friends | 65.3 | 63.1 | 66.4 | 66.2 | 45.1 | 68.4 | 66.8 | 61.6 | 65.2 | 64.7 | 65.6 | - | 59.9 | 71.5 | 72.4 | 67.4 | |
| F. To fit in with a group I like | 9.1 | 12.3 | 7.7 | 9.7 | 16.3 | 7.8 | 9.6 | 8.1 | 11.8 | 10.0 | 4.6 | - | 9.5 | 8.7 | 9.7 | 3.6 | |
| G. To get away from my problems or troubles | 27.5 | 24.3 | 27.1 | 24.1 | 23.4 | 30.8 | 22.9 | 28.8 | 27.3 | 25.9 | 26.0 | - | 20.5 | 37.7 | 33.8 | 34.6 | |
| H. Because of boredom, nothing else to do | 32.5 | 34.6 | 28.1 | 32.2 | 32.0 | 40.1 | 33.3 | 30.8 | 24.6 | 28.1 | 42.0 | - | 24.7 | 36.3 | 44.3 | 37.1 | |
| I. Because of anger or frustration | 20.3 | 16.5 | 22.0 | 16.9 | 28.0 | 23.4 | 16.3 | 20.4 | 21.4 | 16.9 | 26.4 | - | 14.4 | 22.1 | 26.2 | 47.5 | |
| J. To get through the day | 11.7 | 10.8 | 10.8 | 8.2 | 14.5 | 15.2 | 8.6 | 9.2 | 15.1 | 9.3 | 14.3 | - | 6.2 | 14.7 | 17.9 | 19.5 | |
| K. To increase the effects of some other drug(s) | 14.8 | 18.6 | 9.6 | 15.6 | 5.5 | 17.4 | 16.3 | 13.3 | 11.8 | 13.0 | 15.9 | - | 4.5 | 15.1 | 30.4 | 31.1 | |
| L. To decrease (offset) the effects of some other drugs(s) | 3.3 | 4.0 | 2.4 | 3.2 | 4.9 | 4.8 | 3.6 | 3.1 | 1.3 | 3.1 | 3.8 | - | 0.8 | 1.6 | 8.1 | 7.2 | |
| M. Because I am "hooked"—I have to have it | 5.7 | 6.3 | 3.4 | 4.9 | 6.4 | 7.7 | 6.8 | 4.7 | 3.4 | 2.5 | 11.7 | - | 1.4 | 6.3 | 11.0 | 15.3 | |
| <i>Item 2210-2330 Subject A06a</i> | <i>N†</i> | 713 | 311 | 336 | 475 | 57 | 173 | 187 | 216 | 138 | 485 | 118 | - | 354 | 110 | 213 | 26 |
| B023: When you use marijuana or hashish, how high do you usually get? | | | | | | | | | | | | | | | | | |
| 1. Not at all high | 5.4 | 5.7 | 4.9 | 3.2 | 17.0 | 4.9 | 4.6 | 4.2 | 8.9 | 6.5 | 3.1 | - | 9.2 | 2.8 | 0.5 | - | |
| 2. A little high | 23.2 | 20.7 | 27.2 | 24.3 | 23.5 | 19.8 | 23.4 | 19.3 | 33.4 | 24.7 | 22.5 | - | 30.8 | 16.6 | 15.8 | 6.5 | |
| 3. Moderately high | 41.7 | 40.9 | 41.2 | 42.9 | 33.3 | 43.8 | 44.9 | 43.4 | 32.0 | 42.2 | 43.0 | - | 36.3 | 49.2 | 47.8 | 39.5 | |
| 4. Very high | 29.7 | 32.7 | 26.7 | 29.5 | 26.2 | 31.6 | 27.1 | 33.1 | 25.7 | 26.7 | 31.4 | - | 23.6 | 31.4 | 35.8 | 53.9 | |
| <i>Item 2340 Subject A01e</i> | <i>N†</i> | 713 | 313 | 335 | 475 | 57 | 174 | 188 | 214 | 137 | 483 | 119 | - | 353 | 110 | 215 | 26 |
| B024: When you use marijuana or hashish, how long do you usually stay high? | | | | | | | | | | | | | | | | | |
| 1. Usually don't get high | 6.9 | 8.5 | 5.7 | 5.4 | 18.0 | 7.0 | 3.8 | 5.2 | 13.6 | 8.5 | 1.2 | - | 12.0 | 2.8 | 1.4 | - | |
| 2. One to two hours | 55.5 | 52.6 | 57.4 | 56.1 | 44.1 | 58.8 | 60.8 | 53.4 | 47.6 | 54.4 | 60.3 | - | 56.3 | 52.8 | 56.1 | 53.7 | |
| 3. Three to six hours | 32.4 | 33.1 | 32.0 | 32.7 | 32.3 | 31.2 | 27.9 | 34.4 | 36.5 | 31.7 | 34.9 | - | 27.5 | 42.1 | 35.9 | 24.7 | |
| 4. Seven to 24 hours | 5.1 | 5.5 | 4.9 | 5.8 | 5.5 | 2.8 | 7.3 | 7.1 | 2.0 | 5.3 | 3.3 | - | 4.1 | 2.3 | 6.3 | 21.5 | |
| 5. More than 24 hours | 0.1 | 0.2 | - | 0.1 | - | 0.2 | 0.2 | - | 0.2 | 0.1 | 0.3 | - | 0.1 | - | 0.3 | - | |
| <i>Item 2350 Subject A01f</i> | <i>N†</i> | 713 | 313 | 336 | 475 | 57 | 174 | 185 | 216 | 138 | 484 | 119 | - | 353 | 110 | 216 | 26 |
| B025: During the LAST MONTH, about how many marijuana cigarettes (joints, reefers), or the equivalent, did you smoke a day, on the average? (If you shared them with other people, count only the amount YOU smoked.) | | | | | | | | | | | | | | | | | |
| 1. None | 42.9 | 37.8 | 51.4 | 44.5 | 43.0 | 34.9 | 42.2 | 42.9 | 55.3 | 47.8 | 37.9 | - | 55.0 | 40.5 | 29.1 | 10.0 | |
| 2. Less than 1 a day | 32.0 | 28.3 | 35.3 | 32.7 | 29.2 | 34.0 | 31.3 | 35.5 | 24.3 | 32.3 | 31.6 | - | 29.9 | 38.9 | 34.0 | 17.4 | |
| 3. 1 a day | 8.2 | 11.9 | 4.3 | 7.9 | 3.7 | 7.4 | 9.9 | 7.2 | 8.4 | 7.7 | 7.1 | - | 6.0 | 7.3 | 11.2 | 16.1 | |
| 4. 2-3 a day | 8.9 | 11.3 | 6.0 | 9.1 | 11.7 | 13.8 | 8.6 | 8.2 | 3.8 | 7.4 | 11.6 | - | 4.8 | 8.8 | 12.2 | 35.7 | |
| 5. 4-6 a day | 5.2 | 7.8 | 1.3 | 4.6 | 5.7 | 5.9 | 6.3 | 4.0 | 4.2 | 4.1 | 6.5 | - | 2.7 | 3.0 | 9.6 | 7.4 | |
| 6. 7-10 a day | 1.2 | 1.3 | 0.3 | 0.8 | 1.2 | 2.4 | 1.0 | 0.2 | 1.7 | 0.1 | 2.4 | - | 0.1 | 1.1 | 2.1 | 9.6 | |
| 7. 11 or more a day | 1.6 | 1.6 | 1.4 | 0.4 | 5.4 | 1.6 | 0.7 | 1.9 | 2.2 | 0.6 | 3.0 | - | 1.6 | 0.5 | 1.9 | 4.0 | |
| <i>Item 2360 Subject A01d</i> | <i>N†</i> | 649 | 286 | 300 | 433 | 52 | 161 | 173 | 200 | 115 | 432 | 111 | - | 313 | 99 | 206 | 24 |
| B026: Do you know how much marijuana you have used (in ounces) during the LAST MONTH? | | | | | | | | | | | | | | | | | |
| 8. Don't know | 18.7 | 14.3 | 23.8 | 16.8 | 32.2 | 23.5 | 16.3 | 20.2 | 13.3 | 19.8 | 16.3 | - | 22.7 | 19.5 | 13.8 | 3.3 | |
| 1. None | 36.7 | 33.6 | 44.4 | 39.8 | 27.9 | 30.3 | 34.7 | 37.5 | 47.1 | 41.7 | 31.1 | - | 45.9 | 36.1 | 26.9 | 7.8 | |
| 2. Less than ½ ounce | 16.3 | 14.4 | 14.8 | 15.0 | 22.3 | 15.5 | 19.1 | 16.9 | 12.1 | 14.3 | 18.9 | - | 17.4 | 16.6 | 16.1 | - | |
| 3. About ½ ounce | 5.8 | 8.2 | 4.3 | 7.5 | 1.5 | 7.1 | 7.1 | 2.7 | 7.8 | 7.7 | 2.2 | - | 4.7 | 5.4 | 8.7 | - | |
| 4. About 1 ounce | 8.4 | 8.2 | 7.4 | 8.3 | 1.1 | 10.4 | 10.8 | 6.2 | 6.0 | 6.2 | 11.7 | - | 3.7 | 8.1 | 12.4 | 39.2 | |
| 5. About 2 ounces | 6.9 | 12.4 | 1.4 | 7.0 | 9.3 | 5.6 | 6.3 | 9.5 | 4.9 | 5.2 | 8.1 | - | 2.3 | 9.4 | 10.4 | 24.5 | |
| 6. 3 to 5 ounces | 4.2 | 4.4 | 3.0 | 4.0 | - | 4.4 | 3.7 | 3.0 | 6.6 | 2.6 | 7.9 | - | 0.9 | 3.6 | 9.1 | 8.0 | |
| 7. 6 or more ounces | 3.0 | 4.5 | 0.9 | 1.5 | 5.7 | 3.2 | 2.1 | 3.9 | 2.2 | 2.5 | 3.8 | - | 2.3 | 1.3 | 2.6 | 17.1 | |
| <i>Item 2370 Subject A01d</i> | <i>N†</i> | 651 | 287 | 300 | 434 | 52 | 161 | 174 | 201 | 115 | 433 | 111 | - | 314 | 99 | 206 | 25 |

†=excludes respondents for whom question was inappropriate.

MONITORING THE FUTURE

| QUESTIONNAIRE FORM 1 2002 | TOTAL | SEX | | RACE | | REGION | | | | COLLEGE PLANS? | | ILLICIT DRUG USE: LIFETIME | | | | |
|---|---------------|-------------|--------------|--------------|-------------|-------------|-------------|-------------|-------------|-------------------|-------------|----------------------------|------------------------|--------------|---------------|--------------------|
| | | M | F | White | Black | NE | NC | S | W | Yes | No | None | Mari- juana Only | Few Pills | More Pills | Any Her- oin |
| <i>N (Weighted No. of Cases):</i> <i>% of Weighted Total:</i> | 2251 100.0 | 941 41.8 | 1110 49.3 | 1362 60.5 | 233 10.3 | 439 19.5 | 561 24.9 | 749 33.3 | 502 22.3 | 1595 70.8 | 367 16.3 | 1021 45.4 | 548 24.3 | 214 9.5 | 325 14.4 | 37 1.6 |
| B027: Have you ever tried to stop using marijuana or hashish and found that you couldn't stop? | | | | | | | | | | | | | | | | |
| 1. Yes | 8.3 | 9.3 | 5.8 | 7.5 | 8.3 | 9.8 | 10.0 | 5.4 | 8.6 | 6.2 | 10.7 | - | 4.0 | 10.6 | 12.8 | 19.0 |
| 2. No | 91.7 | 90.7 | 94.2 | 92.5 | 91.7 | 90.2 | 90.0 | 94.6 | 91.4 | 93.8 | 89.3 | - | 96.0 | 89.4 | 87.2 | 81.0 |
| <i>Item 2380 Subject A01i</i> <i>N†</i> | 715 | 315 | 336 | 478 | 56 | 175 | 186 | 216 | 137 | 485 | 120 | - | 356 | 109 | 216 | 26 |
| B028: Thinking back over your whole life, has there ever been a period when you used marijuana or hashish on a daily, or almost daily, basis for at least a month? | | | | | | | | | | | | | | | | |
| 1. No—GO TO Q.B032 | 84.6 | 83.1 | 88.4 | 84.7 | 92.2 | 79.5 | 83.8 | 85.7 | 88.3 | 88.3 | 79.5 | 100.0 | 84.7 | 75.1 | 50.0 | 25.8 |
| 2. Yes | 15.4 | 16.9 | 11.6 | 15.3 | 7.8 | 20.5 | 16.2 | 14.3 | 11.7 | 11.7 | 20.5 | - | 15.3 | 24.9 | 50.0 | 74.2 |
| <i>Item 21180 Subject A01a</i> <i>N</i> | 2144 | 909 | 1088 | 1340 | 217 | 407 | 544 | 711 | 482 | 1555 | 358 | 990 | 530 | 212 | 322 | 37 |
| B029: How old were you when you first smoked marijuana or hashish that frequently? | | | | | | | | | | | | | | | | |
| 1. Grade 6 or earlier | 11.0 | 10.6 | 8.4 | 8.0 | 15.7 | 12.6 | 5.8 | 13.8 | 11.3 | 7.3 | 12.9 | - | 10.4 | 1.8 | 9.6 | 29.1 |
| 2. Grade 7 or 8 | 31.1 | 34.3 | 23.3 | 28.2 | 36.0 | 32.2 | 33.8 | 27.0 | 33.4 | 29.4 | 33.7 | - | 29.9 | 28.0 | 37.4 | 12.5 |
| 3. Grade 9 (Freshman) | 20.8 | 21.5 | 24.1 | 28.2 | 10.3 | 19.0 | 18.3 | 25.4 | 18.2 | 21.5 | 29.0 | - | 17.3 | 15.5 | 22.7 | 42.6 |
| 4. Grade 10 (Sophomore) | 14.9 | 14.0 | 18.6 | 15.3 | 15.1 | 16.8 | 14.4 | 15.9 | 11.3 | 19.0 | 6.2 | - | 14.9 | 25.2 | 13.0 | 3.1 |
| 5. Grade 11 (Junior) | 16.0 | 12.8 | 18.6 | 12.3 | 18.1 | 12.7 | 17.3 | 16.0 | 18.2 | 14.9 | 11.8 | - | 19.5 | 20.2 | 12.0 | 11.2 |
| 6. Grade 12 (Senior) | 6.2 | 6.8 | 7.0 | 7.9 | 4.8 | 6.7 | 10.5 | 1.9 | 7.6 | 7.8 | 6.5 | - | 8.0 | 9.3 | 5.3 | 1.4 |
| <i>Item 21190 Subject A01g</i> <i>N†</i> | 369 | 170 | 144 | 225 | 30 | 87 | 96 | 122 | 64 | 201 | 81 | - | 109 | 56 | 165 | 28 |
| B030: How recently did you use marijuana or hashish on a daily, or almost daily, basis for at least a month? | | | | | | | | | | | | | | | | |
| 1. During the past month | 34.6 | 36.4 | 32.5 | 35.1 | 42.0 | 33.8 | 41.3 | 34.1 | 26.7 | 30.9 | 36.7 | - | 26.2 | 32.1 | 39.8 | 32.1 |
| 2. 2 months ago | 10.2 | 12.6 | 7.5 | 8.9 | 18.6 | 9.1 | 10.4 | 10.0 | 11.9 | 8.2 | 12.4 | - | 18.6 | 3.2 | 5.5 | 16.6 |
| 3. 3 to 9 months ago | 14.6 | 16.3 | 12.6 | 15.0 | 1.7 | 19.7 | 10.1 | 11.1 | 20.6 | 17.0 | 13.8 | - | 6.0 | 16.3 | 20.5 | 1.9 |
| 4. About 1 year ago | 14.0 | 11.4 | 18.1 | 12.9 | 13.9 | 12.2 | 15.3 | 12.3 | 17.6 | 12.4 | 16.3 | - | 19.6 | 18.6 | 10.7 | 11.2 |
| 5. About 2 years ago | 14.7 | 11.2 | 20.3 | 17.9 | 15.3 | 11.3 | 13.5 | 21.9 | 8.3 | 19.5 | 9.6 | - | 15.4 | 20.9 | 12.0 | 22.3 |
| 6. 3 or more years ago | 11.9 | 12.2 | 9.0 | 10.3 | 8.5 | 14.0 | 9.5 | 10.6 | 14.9 | 12.0 | 11.2 | - | 14.3 | 8.9 | 11.4 | 15.9 |
| <i>Item 21200 Subject A01a</i> <i>N†</i> | 354 | 162 | 137 | 220 | 23 | 84 | 92 | 113 | 64 | 193 | 79 | - | 97 | 52 | 166 | 27 |
| B031: Over your whole lifetime, during how many months have you used marijuana or hashish on a daily or near-daily basis? | | | | | | | | | | | | | | | | |
| 1. Less than 3 months | 29.9 | 26.6 | 35.9 | 30.9 | 38.8 | 26.7 | 32.6 | 32.6 | 25.3 | 32.8 | 23.2 | - | 40.3 | 44.1 | 21.8 | 8.6 |
| 2. 3 to 9 months | 18.0 | 21.5 | 16.0 | 21.0 | 7.4 | 20.7 | 14.8 | 14.7 | 24.9 | 21.5 | 16.0 | - | 18.1 | 21.0 | 15.7 | 22.1 |
| 3. About 1 year | 11.1 | 7.2 | 13.1 | 9.0 | 21.5 | 9.8 | 9.4 | 14.3 | 9.5 | 10.7 | 6.2 | - | 12.2 | 12.0 | 9.4 | 13.0 |
| 4. About 1 and ½ years | 7.1 | 10.4 | 3.0 | 7.0 | 10.2 | 7.9 | 7.9 | 6.8 | 5.0 | 7.4 | 6.2 | - | 8.9 | 8.5 | 6.9 | - |
| 5. About 2 years | 12.4 | 9.8 | 16.9 | 13.6 | 4.7 | 8.0 | 18.5 | 8.2 | 16.6 | 13.9 | 11.0 | - | 6.7 | 9.6 | 16.8 | 14.3 |
| 6. About 3 to 5 years | 16.0 | 18.2 | 11.5 | 14.4 | 3.7 | 21.8 | 12.9 | 13.9 | 16.7 | 10.2 | 27.9 | - | 7.3 | 2.4 | 23.5 | 33.8 |
| 7. 6 to 9 years | 4.2 | 5.0 | 2.4 | 3.6 | 4.9 | 2.6 | 2.9 | 7.5 | 2.1 | 2.7 | 7.5 | - | 4.9 | 2.3 | 4.2 | 6.7 |
| 8. 10 or more years | 1.4 | 1.3 | 1.2 | 0.5 | 8.8 | 2.4 | 0.9 | 1.9 | - | 0.8 | 2.0 | - | 1.6 | - | 1.7 | 1.7 |
| <i>Item 21210 Subject A01a</i> <i>N†</i> | 352 | 160 | 137 | 217 | 22 | 85 | 94 | 111 | 62 | 191 | 78 | - | 94 | 54 | 166 | 27 |
| B032: Do you think you will be using marijuana or hashish five years from now? | | | | | | | | | | | | | | | | |
| 1. I definitely will | 3.6 | 4.7 | 1.5 | 2.9 | 4.6 | 4.3 | 2.9 | 3.6 | 3.8 | 2.2 | 5.7 | 0.7 | 1.9 | 5.6 | 9.5 | 31.9 |
| 2. I probably will | 9.6 | 10.1 | 8.6 | 9.3 | 9.9 | 13.6 | 10.2 | 8.8 | 6.9 | 8.4 | 11.7 | 0.6 | 14.7 | 15.3 | 24.6 | 22.4 |
| 3. I probably will not | 19.7 | 19.2 | 20.0 | 20.2 | 15.4 | 25.0 | 22.3 | 15.9 | 18.0 | 19.3 | 19.5 | 7.2 | 32.9 | 31.1 | 28.0 | 17.6 |
| 4. I definitely will not | 67.1 | 65.9 | 70.0 | 67.7 | 70.0 | 57.1 | 64.6 | 71.8 | 71.3 | 70.0 | 63.1 | 91.5 | 50.6 | 48.0 | 38.0 | 28.1 |
| <i>Item 2390 Subject A04a</i> <i>N</i> | 2153 | 914 | 1093 | 1337 | 230 | 408 | 544 | 725 | 476 | 1560 | 359 | 1001 | 531 | 213 | 318 | 37 |
| The next questions are about LSD, the hallucinogenic drug which is sometimes called "acid". | | | | | | | | | | | | | | | | |
| B033: On how many occasions (if any) have you taken LSD . . . | | | | | | | | | | | | | | | | |

†=excludes respondents for whom question was inappropriate.

| QUESTIONNAIRE FORM 1 2002 | TOTAL | SEX | | RACE | | REGION | | | | COLLEGE PLANS? | | ILLICIT DRUG USE: LIFETIME | | | | |
|--|---------------|-------------|--------------|--------------|-------------|-------------|-------------|-------------|-------------|-------------------|-------------|----------------------------|------------------------|--------------|---------------|--------------------|
| | | M | F | White | Black | NE | NC | S | W | Yes | No | None | Mari- juana Only | Few Pills | More Pills | Any Her- oin |
| <i>N (Weighted No. of Cases):</i> <i>% of Weighted Total:</i> | 2251 100.0 | 941 41.8 | 1110 49.3 | 1362 60.5 | 233 10.3 | 439 19.5 | 561 24.9 | 749 33.3 | 502 22.3 | 1595 70.8 | 367 16.3 | 1021 45.4 | 548 24.3 | 214 9.5 | 325 14.4 | 37 1.6 |
| B033A: . . . in your lifetime? | | | | | | | | | | | | | | | | |
| 1. 0 occasions | 91.8 | 90.6 | 94.5 | 91.6 | 98.2 | 91.3 | 92.4 | 90.0 | 94.3 | 94.5 | 87.5 | 100.0 | 100.0 | 84.2 | 63.6 | 27.3 |
| 2. 1-2 | 3.7 | 3.9 | 3.0 | 3.9 | 1.2 | 3.0 | 2.5 | 5.0 | 3.6 | 2.6 | 4.8 | - | - | 15.8 | 13.3 | 7.5 |
| 3. 3-5 | 1.8 | 2.0 | 1.7 | 2.2 | 0.2 | 1.0 | 1.5 | 2.8 | 1.3 | 1.4 | 3.8 | - | - | - | 9.4 | 25.2 |
| 4. 6-9 | 0.7 | 1.2 | 0.2 | 0.6 | - | 0.8 | 0.9 | 0.8 | 0.4 | 0.5 | 1.4 | - | - | - | 2.8 | 18.5 |
| 5. 10-19 | 0.9 | 0.9 | 0.3 | 0.8 | - | 0.8 | 1.0 | 1.2 | 0.4 | 0.6 | - | - | - | - | 4.8 | 10.3 |
| 6. 20-39 | 0.5 | 0.5 | 0.1 | 0.3 | - | 2.0 | 0.3 | - | - | 0.2 | 0.9 | - | - | - | 2.8 | 2.9 |
| 7. 40 or more | 0.6 | 1.0 | 0.2 | 0.6 | 0.4 | 1.2 | 1.4 | 0.2 | - | 0.3 | 1.6 | - | - | - | 3.4 | 8.4 |
| <i>Item 890 Subject A01a</i> | <i>N</i> 2133 | 903 | 1092 | 1334 | 221 | 404 | 544 | 713 | 473 | 1553 | 352 | 1009 | 529 | 209 | 322 | 33 |
| B033B: . . . during the last 12 months? | | | | | | | | | | | | | | | | |
| 1. 0 occasions | 96.2 | 95.4 | 97.9 | 96.1 | 98.9 | 94.2 | 96.5 | 95.9 | 98.0 | 98.0 | 93.7 | 100.0 | 100.0 | 95.1 | 81.7 | 62.2 |
| 2. 1-2 | 2.3 | 2.3 | 1.6 | 2.4 | 0.7 | 2.6 | 1.8 | 2.9 | 1.6 | 1.2 | 4.0 | - | - | 4.9 | 11.3 | 5.5 |
| 3. 3-5 | 0.7 | 0.9 | 0.2 | 0.8 | - | 0.9 | 0.3 | 1.0 | 0.4 | 0.5 | 0.8 | - | - | - | 2.5 | 21.3 |
| 4. 6-9 | 0.4 | 0.8 | - | 0.3 | - | 1.8 | 0.4 | - | - | 0.2 | 0.9 | - | - | - | 2.7 | 3.2 |
| 5. 10-19 | 0.2 | 0.4 | 0.1 | 0.4 | - | - | 0.7 | 0.1 | - | 0.1 | - | - | - | - | 1.5 | - |
| 6. 20-39 | - | - | - | - | - | - | - | - | - | - | - | - | - | - | - | - |
| 7. 40 or more | 0.2 | 0.2 | 0.2 | 0.1 | 0.4 | 0.5 | 0.3 | - | - | * | 0.7 | - | - | - | 0.4 | 7.8 |
| <i>Item 900 Subject A01b</i> | <i>N</i> 2127 | 900 | 1092 | 1334 | 221 | 404 | 544 | 709 | 471 | 1553 | 349 | 1009 | 529 | 209 | 320 | 30 |
| B033C: . . . during the last 30 days? | | | | | | | | | | | | | | | | |
| 1. 0 occasions | 99.1 | 98.7 | 99.4 | 99.1 | 98.9 | 98.6 | 99.0 | 99.0 | 99.8 | 99.5 | 97.6 | 100.0 | 100.0 | 98.9 | 97.1 | 74.3 |
| 2. 1-2 | 0.7 | 1.0 | 0.5 | 0.7 | 0.7 | 0.9 | 0.7 | 1.0 | 0.2 | 0.5 | 1.5 | - | - | 1.1 | 2.2 | 21.0 |
| 3. 3-5 | 0.1 | 0.1 | - | * | - | 0.2 | * | - | - | - | 0.3 | - | - | - | 0.3 | - |
| 4. 6-9 | - | - | - | - | - | - | - | - | - | - | - | - | - | - | - | - |
| 5. 10-19 | - | - | - | - | - | - | - | - | - | - | - | - | - | - | - | - |
| 6. 20-39 | * | - | 0.1 | - | 0.4 | 0.2 | - | - | - | - | 0.3 | - | - | - | 0.3 | - |
| 7. 40 or more | 0.1 | 0.2 | - | 0.1 | - | 0.1 | 0.3 | - | - | * | 0.4 | - | - | - | 0.1 | 4.7 |
| <i>Item 910 Subject A01c</i> | <i>N</i> 2127 | 899 | 1092 | 1333 | 221 | 402 | 544 | 710 | 471 | 1552 | 349 | 1009 | 529 | 209 | 319 | 30 |
| IF YOU HAVE NOT TAKEN LSD IN THE LAST TWELVE MONTHS, GO TO Q.B041. | | | | | | | | | | | | | | | | |
| B034: When you used LSD during the last year, how often did you use it in each of the following situations? | | | | | | | | | | | | | | | | |
| B034A: When you were alone | | | | | | | | | | | | | | | | |
| 1. Not at all | 83.7 | 83.4 | 93.1 | 87.1 | 47.1 | 78.0 | 79.7 | 93.3 | 76.5 | 84.6 | 83.9 | - | - | 90.5 | 84.1 | 73.7 |
| 2. A few of the times | 8.0 | 4.1 | 2.5 | 3.3 | 19.3 | 10.4 | - | 5.1 | 23.5 | 5.2 | 2.6 | - | - | 9.5 | 7.6 | 9.1 |
| 3. Some of the times | 3.1 | 6.2 | - | 5.0 | - | 1.6 | 12.2 | - | - | 7.8 | - | - | - | - | 4.3 | - |
| 4. Most of the times | 1.9 | 2.2 | - | 1.8 | - | 4.6 | - | 1.6 | - | 1.5 | 1.9 | - | - | - | 1.9 | 3.8 |
| 5. Every time | 3.3 | 4.2 | 4.4 | 2.8 | 33.5 | 5.3 | 8.1 | - | - | 0.8 | 11.5 | - | - | - | 2.1 | 13.5 |
| <i>Item 2400 Subject A05a</i> | <i>N†</i> 80 | 41 | 22 | 50 | 3 | 23 | 18 | 29 | 11 | 32 | 21 | - | - | 11 | 58 | 11 |
| B034B: With just 1 or 2 other people | | | | | | | | | | | | | | | | |
| 1. Not at all | 16.9 | 14.9 | 14.6 | 9.6 | 11.5 | 19.1 | 6.9 | 23.7 | 10.6 | 13.6 | 6.3 | - | - | 14.3 | 17.5 | 10.2 |
| 2. A few of the times | 44.3 | 45.8 | 42.1 | 46.1 | 19.3 | 33.3 | 38.6 | 56.3 | 44.7 | 44.4 | 48.5 | - | - | 45.3 | 41.3 | 62.2 |
| 3. Some of the times | 6.8 | 8.9 | 3.4 | 8.5 | - | 8.7 | 5.2 | 8.4 | 2.0 | 11.8 | - | - | - | - | 8.0 | 7.7 |
| 4. Most of the times | 12.0 | 9.0 | 14.0 | 12.7 | - | 19.3 | 24.4 | 1.6 | 5.5 | 13.8 | 7.5 | - | - | - | 15.3 | 7.5 |
| 5. Every time | 19.9 | 21.3 | 25.9 | 23.1 | 69.2 | 19.6 | 24.9 | 10.1 | 37.3 | 16.4 | 37.7 | - | - | 40.4 | 17.9 | 12.4 |
| <i>Item 2410 Subject A05b</i> | <i>N†</i> 81 | 41 | 22 | 51 | 3 | 23 | 18 | 29 | 12 | 32 | 21 | - | - | 11 | 58 | 11 |
| B034C: At a party | | | | | | | | | | | | | | | | |
| 1. Not at all | 32.2 | 35.0 | 40.9 | 36.1 | 47.1 | 36.5 | 36.9 | 19.1 | 50.8 | 36.1 | 39.4 | - | - | 58.1 | 28.5 | 21.1 |
| 2. A few of the times | 33.2 | 34.7 | 17.3 | 31.4 | 19.3 | 17.6 | 23.5 | 47.8 | 40.8 | 28.1 | 22.3 | - | - | 37.6 | 33.2 | 31.6 |
| 3. Some of the times | 9.7 | 5.3 | 11.4 | 5.9 | - | 18.0 | 1.0 | 12.3 | - | 5.4 | 12.0 | - | - | - | 9.0 | 23.5 |
| 4. Most of the times | 12.2 | 13.9 | 19.2 | 18.2 | - | 7.4 | 30.4 | 7.3 | 5.6 | 20.1 | 10.5 | - | - | - | 15.3 | 8.3 |
| 5. Every time | 12.7 | 11.1 | 11.2 | 8.4 | 33.5 | 20.5 | 8.1 | 13.5 | 2.8 | 10.2 | 15.8 | - | - | 4.4 | 14.0 | 15.5 |
| <i>Item 2420 Subject A05c</i> | <i>N†</i> 79 | 39 | 22 | 49 | 3 | 21 | 18 | 29 | 11 | 31 | 21 | - | - | 11 | 57 | 11 |
| B034D: When your date or spouse was present | | | | | | | | | | | | | | | | |
| 1. Not at all | 67.7 | 87.5 | 51.3 | 78.1 | 40.2 | 49.9 | 67.3 | 80.0 | 70.5 | 85.6 | 60.1 | - | - | 94.7 | 67.4 | 43.1 |
| 2. A few of the times | 11.6 | 2.7 | 12.6 | 4.5 | 21.9 | 22.5 | 2.3 | 1.9 | 29.5 | 1.9 | 12.9 | - | - | 5.3 | 12.3 | 14.6 |
| 3. Some of the times | 3.5 | - | 7.9 | 1.5 | - | 4.5 | 4.2 | 3.8 | - | 2.4 | - | - | - | - | 3.2 | 8.3 |
| 4. Most of the times | 9.1 | 5.5 | 19.5 | 11.3 | - | 9.0 | 12.2 | 11.1 | - | 9.3 | 16.0 | - | - | - | 8.4 | 21.6 |
| 5. Every time | 8.0 | 4.3 | 8.7 | 4.7 | 37.9 | 14.0 | 14.0 | 3.2 | - | 0.9 | 11.0 | - | - | - | 8.7 | 12.4 |
| <i>Item 2430 Subject A05b</i> | <i>N†</i> 79 | 39 | 21 | 50 | 2 | 21 | 18 | 29 | 12 | 31 | 21 | - | - | 10 | 57 | 11 |

†=excludes respondents for whom question was inappropriate. *=less than .05 percent.

MONITORING THE FUTURE

| QUESTIONNAIRE FORM 1 2002 | TOTAL | SEX | | RACE | | REGION | | | | COLLEGE PLANS? | | ILLCIT DRUG USE: LIFETIME | | | | | |
|--|-----------|------|------|-------|-------|--------|------|------|------|-------------------|------|---------------------------|------------------------|--------------|---------------|--------------------|----|
| | | M | F | White | Black | NE | NC | S | W | Yes | No | None | Mari- juana Only | Few Pills | More Pills | Any Her- oin | |
| <i>N (Weighted No. of Cases):</i> | 2251 | 941 | 1110 | 1362 | 233 | 439 | 561 | 749 | 502 | 1595 | 367 | 1021 | 548 | 214 | 325 | 37 | |
| <i>% of Weighted Total:</i> | 100.0 | 41.8 | 49.3 | 60.5 | 10.3 | 19.5 | 24.9 | 33.3 | 22.3 | 70.8 | 16.3 | 45.4 | 24.3 | 9.5 | 14.4 | 1.6 | |
| B034E: When people over age 30 were present | | | | | | | | | | | | | | | | | |
| 1. Not at all | 71.4 | 79.6 | 66.7 | 76.8 | 40.2 | 69.2 | 60.5 | 80.0 | 70.8 | 77.7 | 73.1 | - | - | 94.7 | 72.0 | 45.8 | |
| 2. A few of the times | 16.5 | 9.6 | 17.5 | 10.3 | 21.9 | 18.9 | 13.2 | 11.4 | 29.2 | 14.5 | 2.5 | - | - | 5.3 | 20.3 | 8.3 | |
| 3. Some of the times | 7.5 | 6.5 | 11.4 | 10.1 | - | 6.3 | 12.2 | 8.6 | - | 7.0 | 13.4 | - | - | - | 3.7 | 33.5 | |
| 4. Most of the times | 1.3 | - | - | - | - | - | 5.9 | - | - | - | - | - | - | - | 1.8 | - | |
| 5. Every time | 3.3 | 4.3 | 4.4 | 2.8 | 37.9 | 5.6 | 8.1 | - | - | 0.9 | 11.0 | - | - | - | 2.1 | 12.4 | |
| <i>Item 2440 Subject A05b</i> | <i>N†</i> | 80 | 39 | 22 | 50 | 2 | 21 | 18 | 29 | 12 | 31 | 21 | - | - | 10 | 57 | 11 |
| B034F: During the daytime (before 4:00 p.m.) | | | | | | | | | | | | | | | | | |
| 1. Not at all | 51.2 | 45.9 | 60.3 | 54.0 | 40.2 | 29.9 | 39.5 | 64.3 | 75.6 | 47.9 | 50.0 | - | - | 83.8 | 52.2 | 13.7 | |
| 2. A few of the times | 27.5 | 34.4 | 14.8 | 25.6 | 21.9 | 33.7 | 24.4 | 27.1 | 21.7 | 32.1 | 24.6 | - | - | 5.3 | 32.2 | 25.8 | |
| 3. Some of the times | 6.3 | 5.1 | 4.8 | 4.9 | - | 12.9 | 11.1 | - | 2.6 | 7.8 | - | - | - | - | 5.9 | 14.6 | |
| 4. Most of the times | 5.6 | 1.0 | 15.8 | 5.6 | - | 9.2 | - | 8.6 | - | - | 14.0 | - | - | - | 1.1 | 33.5 | |
| 5. Every time | 9.4 | 13.6 | 4.4 | 9.9 | 37.9 | 14.3 | 24.9 | - | - | 12.3 | 11.5 | - | - | 10.9 | 8.6 | 12.4 | |
| <i>Item 2450 Subject A05c</i> | <i>N†</i> | 80 | 39 | 22 | 51 | 2 | 22 | 18 | 29 | 12 | 32 | 21 | - | - | 10 | 57 | 11 |
| B034G: At your home (or apartment or dorm) | | | | | | | | | | | | | | | | | |
| 1. Not at all | 49.9 | 49.8 | 51.5 | 51.9 | 40.2 | 54.9 | 41.6 | 49.9 | 53.0 | 54.8 | 38.3 | - | - | 81.7 | 50.7 | 14.4 | |
| 2. A few of the times | 29.5 | 25.4 | 28.3 | 25.3 | 21.9 | 14.3 | 26.9 | 36.3 | 45.1 | 26.5 | 28.8 | - | - | 14.4 | 31.3 | 36.2 | |
| 3. Some of the times | 7.1 | 9.8 | 4.4 | 7.5 | - | 15.7 | 8.8 | 1.7 | 2.0 | 5.9 | 7.5 | - | - | - | 7.5 | 11.8 | |
| 4. Most of the times | 6.6 | 7.1 | 11.4 | 9.8 | - | 3.0 | 12.2 | 8.6 | - | 7.5 | 14.0 | - | - | - | 4.2 | 25.1 | |
| 5. Every time | 6.8 | 7.9 | 4.4 | 5.5 | 37.9 | 12.1 | 10.4 | 3.5 | - | 5.2 | 11.5 | - | - | 4.0 | 6.3 | 12.4 | |
| <i>Item 2460 Subject A05c</i> | <i>N†</i> | 80 | 39 | 22 | 51 | 2 | 22 | 18 | 29 | 12 | 32 | 21 | - | - | 10 | 57 | 11 |
| B034H: At school | | | | | | | | | | | | | | | | | |
| 1. Not at all | 76.9 | 84.3 | 78.9 | 84.5 | 40.2 | 71.1 | 70.4 | 87.8 | 70.3 | 87.3 | 79.0 | - | - | 92.5 | 74.8 | 71.7 | |
| 2. A few of the times | 15.4 | 10.4 | 12.3 | 11.9 | 21.9 | 14.0 | 15.5 | 10.6 | 29.7 | 11.9 | 8.2 | - | - | 7.5 | 20.1 | - | |
| 3. Some of the times | 2.6 | - | 4.4 | - | - | 7.5 | - | 1.6 | - | - | - | - | - | - | 1.1 | 12.4 | |
| 4. Most of the times | 1.8 | 1.0 | - | 0.8 | - | 1.9 | 5.9 | - | - | - | 1.9 | - | - | - | 1.8 | 3.5 | |
| 5. Every time | 3.3 | 4.3 | 4.4 | 2.8 | 37.9 | 5.6 | 8.1 | - | - | 0.9 | 11.0 | - | - | - | 2.1 | 12.4 | |
| <i>Item 2470 Subject A05c</i> | <i>N†</i> | 80 | 39 | 22 | 50 | 2 | 21 | 18 | 29 | 12 | 31 | 21 | - | - | 10 | 57 | 11 |
| B034I: In a car | | | | | | | | | | | | | | | | | |
| 1. Not at all | 46.9 | 41.9 | 61.3 | 47.3 | 58.4 | 40.9 | 17.9 | 61.0 | 66.1 | 53.3 | 35.9 | - | - | 49.3 | 50.5 | 23.5 | |
| 2. A few of the times | 29.9 | 33.7 | 7.2 | 30.2 | - | 22.3 | 36.6 | 29.6 | 33.9 | 22.5 | 27.0 | - | - | 29.3 | 29.3 | 35.7 | |
| 3. Some of the times | 6.9 | 6.7 | 6.9 | 2.7 | - | 17.1 | 4.2 | 4.2 | - | 11.0 | 2.0 | - | - | - | 6.4 | 15.9 | |
| 4. Most of the times | 9.0 | 13.4 | 5.6 | 12.7 | - | 9.2 | 21.0 | 5.2 | - | 12.4 | 12.7 | - | - | - | 11.7 | 4.2 | |
| 5. Every time | 7.3 | 4.4 | 19.1 | 7.1 | 41.6 | 10.5 | 20.3 | - | - | 0.9 | 22.5 | - | - | 21.4 | 2.1 | 20.7 | |
| <i>Item 2490 Subject A05c</i> | <i>N†</i> | 79 | 38 | 21 | 50 | 2 | 21 | 18 | 29 | 12 | 31 | 20 | - | - | 10 | 56 | 11 |
| B035: How many of the times when you used LSD during the last year did you use it along with each of the following drugs—that is, so that their effects overlapped? | | | | | | | | | | | | | | | | | |
| B035A: With alcohol | | | | | | | | | | | | | | | | | |
| 1. Not at all | 64.5 | 56.2 | 67.7 | 59.2 | 40.2 | 75.4 | 42.9 | 63.0 | 82.7 | 68.3 | 39.8 | - | - | 94.7 | 62.0 | 44.0 | |
| 2. A few of the times | 7.0 | 4.1 | 12.2 | 5.4 | 21.9 | 1.1 | 5.4 | 11.7 | 8.2 | 11.4 | 2.6 | - | - | 5.3 | 8.6 | - | |
| 3. Some of the times | 10.1 | 11.5 | 15.5 | 15.0 | - | 9.1 | 14.0 | 12.2 | - | 6.8 | 26.6 | - | - | - | 8.7 | 30.0 | |
| 4. Most of the times | 4.2 | 7.6 | - | 6.1 | - | 1.1 | 17.5 | - | - | 2.9 | 10.4 | - | - | - | 5.8 | - | |
| 5. Every time | 14.2 | 20.7 | 4.6 | 14.3 | 37.9 | 13.4 | 20.3 | 13.1 | 9.1 | 10.7 | 20.6 | - | - | - | 15.0 | 26.0 | |
| <i>Item 2500 Subject A01h</i> | <i>N†</i> | 78 | 40 | 21 | 50 | 2 | 20 | 18 | 29 | 11 | 32 | 21 | - | - | 10 | 57 | 10 |
| B035B: With marijuana | | | | | | | | | | | | | | | | | |
| 1. Not at all | 24.0 | 14.3 | 37.8 | 20.4 | 40.2 | 15.0 | 4.8 | 28.9 | 55.5 | 26.7 | 20.0 | - | - | 27.9 | 22.1 | 24.4 | |
| 2. A few of the times | 21.1 | 27.1 | 12.6 | 19.7 | 21.9 | 17.3 | 18.7 | 30.8 | 8.0 | 21.7 | 14.6 | - | - | 42.6 | 19.2 | 12.5 | |
| 3. Some of the times | 7.3 | 2.1 | 13.3 | 4.6 | - | 13.7 | 3.5 | 7.3 | - | 3.1 | 10.1 | - | - | - | 10.1 | - | |
| 4. Most of the times | 4.7 | 7.6 | - | 5.6 | - | 2.7 | 1.1 | 10.2 | - | 8.3 | 1.9 | - | - | 4.5 | 0.7 | 25.1 | |
| 5. Every time | 43.0 | 48.9 | 36.3 | 49.7 | 37.9 | 51.3 | 71.8 | 22.7 | 36.5 | 40.2 | 53.4 | - | - | 25.0 | 47.8 | 38.0 | |
| <i>Item 2510 Subject A01h</i> | <i>N†</i> | 80 | 40 | 22 | 51 | 2 | 22 | 16 | 29 | 12 | 32 | 21 | - | - | 10 | 57 | 11 |

†=excludes respondents for whom question was inappropriate.

| QUESTIONNAIRE FORM 1 2002 | TOTAL | SEX | | RACE | | REGION | | | | COLLEGE PLANS? | | ILLICIT DRUG USE: LIFETIME | | | | | |
|---|-----------|------|------|-------|-------|--------|------|------|-------|-------------------|------|----------------------------|------------------------|--------------|---------------|--------------------|----|
| | | M | F | White | Black | NE | NC | S | W | Yes | No | None | Mari- juana Only | Few Pills | More Pills | Any Her- oin | |
| <i>N (Weighted No. of Cases):</i> | 2251 | 941 | 1110 | 1362 | 233 | 439 | 561 | 749 | 502 | 1595 | 367 | 1021 | 548 | 214 | 325 | 37 | |
| <i>% of Weighted Total:</i> | 100.0 | 41.8 | 49.3 | 60.5 | 10.3 | 19.5 | 24.9 | 33.3 | 22.3 | 70.8 | 16.3 | 45.4 | 24.3 | 9.5 | 14.4 | 1.6 | |
| B036: What have been the most important reasons for your taking LSD? (Mark all that apply.) | | | | | | | | | | | | | | | | | |
| A. To experiment—to see what it's like | 77.8 | 84.5 | 77.6 | 83.5 | 100.0 | 74.6 | 76.1 | 89.6 | 57.7 | 90.0 | 68.7 | - | - | 97.4 | 79.0 | 53.0 | |
| B. To relax or relieve tension | 20.4 | 26.2 | 15.1 | 25.7 | - | 5.3 | 45.9 | 14.0 | 27.2 | 26.2 | 22.7 | - | - | 2.2 | 21.7 | 30.5 | |
| C. To feel good or get high | 56.3 | 63.6 | 29.6 | 54.7 | - | 40.7 | 57.3 | 63.5 | 66.2 | 50.0 | 57.6 | - | - | 44.9 | 53.0 | 84.2 | |
| D. To seek deeper insights and understanding | 27.1 | 34.8 | 18.6 | 27.1 | 64.8 | 34.5 | 29.9 | 21.2 | 23.6 | 37.8 | 15.4 | - | - | 21.3 | 27.2 | 31.9 | |
| E. To have a good time with my friends | 49.5 | 49.7 | 50.7 | 50.0 | 64.8 | 47.8 | 73.2 | 35.8 | 52.1 | 47.2 | 59.1 | - | - | 55.5 | 49.8 | 42.9 | |
| F. To fit in with a group I like | 3.9 | 3.2 | 8.8 | 3.6 | 64.8 | 1.2 | 4.4 | 7.4 | - | 6.4 | - | - | - | 9.8 | 3.6 | - | |
| G. To get away from my problems or troubles | 17.8 | 17.9 | 22.9 | 16.9 | 64.8 | 9.7 | 28.0 | 16.5 | 21.0 | 24.6 | 15.2 | - | - | 12.0 | 16.3 | 30.5 | |
| H. Because of boredom, nothing else to do | 20.3 | 17.4 | 28.7 | 23.5 | - | 19.5 | 26.7 | 19.9 | 13.5 | 23.3 | 15.5 | - | - | 2.2 | 24.2 | 16.7 | |
| I. Because of anger or frustration | 10.1 | 13.8 | 11.9 | 13.2 | 64.8 | 1.2 | 22.0 | 14.0 | - | 12.5 | 19.6 | - | - | 9.8 | 6.9 | 26.9 | |
| J. To get through the day | 0.7 | 1.3 | - | - | - | 2.4 | - | - | - | 1.7 | - | - | - | - | 0.9 | - | |
| K. To increase the effects of some other drug(s) | 13.9 | 20.2 | 3.5 | 18.5 | - | 3.1 | 18.2 | 22.4 | 7.6 | 22.6 | 11.4 | - | - | - | 11.7 | 38.7 | |
| L. To decrease (offset) the effects of some other drug(s) | 3.7 | 7.3 | - | 5.2 | - | 1.2 | 12.8 | 1.7 | - | 9.3 | - | - | - | - | 4.2 | 4.4 | |
| M. Because I am "hooked"—I have to have it | 5.4 | 10.7 | - | 7.9 | - | 3.1 | 21.3 | - | - | 7.7 | 8.9 | - | - | - | 4.2 | 16.6 | |
| <i>Item 2520-2640 Subject A06a</i> | <i>N†</i> | 79 | 39 | 21 | 50 | 2 | 22 | 17 | 28 | 12 | 31 | 21 | - | - | 10 | 57 | 11 |
| B037: When you take LSD, how high do you usually get? | | | | | | | | | | | | | | | | | |
| 1. Not at all high | 4.2 | 0.5 | 2.6 | - | 35.2 | - | 1.1 | 1.9 | 21.7 | 0.6 | 2.7 | - | - | 5.3 | 4.8 | - | |
| 2. A little high | 7.0 | 9.9 | - | 3.1 | 64.8 | 18.5 | - | 5.2 | - | 11.0 | 2.2 | - | - | 23.0 | 5.5 | - | |
| 3. Moderately high | 22.5 | 24.4 | 37.7 | 32.3 | - | 8.3 | 41.6 | 26.4 | 12.2 | 31.7 | 23.0 | - | - | 45.1 | 21.9 | 4.4 | |
| 4. Very high | 66.3 | 65.3 | 59.7 | 64.7 | - | 73.2 | 57.3 | 66.5 | 66.1 | 56.7 | 72.1 | - | - | 26.6 | 67.8 | 95.6 | |
| <i>Item 2650 Subject A01e</i> | <i>N†</i> | 79 | 39 | 21 | 50 | 2 | 22 | 17 | 28 | 12 | 31 | 21 | - | - | 10 | 57 | 11 |
| B038: When you take LSD, how long do you usually stay high? | | | | | | | | | | | | | | | | | |
| 1. Usually don't get high | 0.9 | 0.5 | 2.6 | - | 35.2 | - | 1.1 | 1.9 | - | 0.6 | 2.7 | - | - | 5.3 | 0.3 | - | |
| 2. Two hours or less | 8.2 | 9.9 | - | 5.8 | 64.8 | 5.4 | 10.3 | 3.5 | 21.7 | 7.0 | 7.5 | - | - | 9.8 | 9.5 | - | |
| 3. Three to six hours | 40.8 | 52.2 | 26.0 | 43.4 | - | 28.5 | 42.7 | 54.6 | 27.5 | 46.0 | 42.6 | - | - | 39.9 | 39.1 | 50.8 | |
| 4. Seven to 24 hours | 43.5 | 26.8 | 66.8 | 44.9 | - | 56.3 | 45.9 | 35.7 | 35.3 | 39.7 | 43.0 | - | - | 45.0 | 43.8 | 40.5 | |
| 5. More than 24 hours | 6.5 | 10.6 | 4.6 | 6.0 | - | 9.7 | - | 4.3 | 15.4 | 6.7 | 4.3 | - | - | - | 7.3 | 8.7 | |
| <i>Item 2660 Subject A01f</i> | <i>N†</i> | 79 | 39 | 21 | 50 | 2 | 22 | 17 | 28 | 12 | 31 | 21 | - | - | 10 | 57 | 11 |
| B039: Have you ever had a "bad trip" on LSD? | | | | | | | | | | | | | | | | | |
| 1. No | 64.4 | 75.8 | 59.0 | 70.1 | 100.0 | 77.6 | 66.0 | 62.3 | 40.3 | 70.5 | 61.0 | - | - | 91.8 | 66.8 | 21.9 | |
| 2. Yes, once | 28.2 | 14.1 | 36.6 | 25.0 | - | 11.0 | 20.3 | 37.7 | 51.5 | 19.4 | 34.7 | - | - | 8.2 | 25.1 | 66.2 | |
| 3. Yes, more than once | 7.4 | 10.0 | 4.3 | 5.0 | - | 11.4 | 13.7 | - | 8.2 | 10.1 | 4.3 | - | - | - | 8.1 | 11.8 | |
| <i>Item 2670 Subject A01k</i> | <i>N†</i> | 81 | 41 | 21 | 51 | 2 | 22 | 19 | 29 | 11 | 33 | 21 | - | - | 11 | 57 | 11 |
| B040: Have you ever tried to stop using LSD and found that you couldn't stop? | | | | | | | | | | | | | | | | | |
| 1. Yes | 7.8 | 9.0 | 6.1 | 8.5 | 22.1 | - | 26.8 | 4.5 | - | 10.5 | 9.6 | - | - | 5.3 | 6.8 | 16.4 | |
| 2. No | 92.2 | 91.0 | 93.9 | 91.5 | 77.9 | 100.0 | 73.2 | 95.5 | 100.0 | 89.5 | 90.4 | - | - | 94.7 | 93.2 | 83.6 | |
| <i>Item 2680 Subject A01i</i> | <i>N†</i> | 78 | 40 | 21 | 50 | 2 | 22 | 18 | 30 | 8 | 32 | 21 | - | - | 10 | 54 | 11 |
| B041: Do you think you will be using LSD five years from now? | | | | | | | | | | | | | | | | | |
| 1. I definitely will | 1.4 | 1.7 | 0.3 | 0.6 | 2.0 | 1.4 | 1.5 | 0.9 | 2.0 | 0.7 | 2.1 | 0.8 | 0.8 | 1.7 | 2.1 | 13.5 | |
| 2. I probably will | 1.5 | 1.7 | 1.1 | 1.5 | - | 1.9 | 1.3 | 0.9 | 2.2 | 1.3 | 2.4 | 0.1 | 0.5 | 2.7 | 7.0 | 4.1 | |
| 3. I probably will not | 6.9 | 8.8 | 4.9 | 7.5 | 1.6 | 11.3 | 6.6 | 5.0 | 6.5 | 5.8 | 10.7 | 2.2 | 7.8 | 11.9 | 15.4 | 33.3 | |
| 4. I definitely will not | 90.2 | 87.8 | 93.6 | 90.4 | 96.4 | 85.4 | 90.7 | 93.2 | 89.3 | 92.2 | 84.8 | 97.0 | 91.0 | 83.7 | 75.5 | 49.1 | |
| <i>Item 2690 Subject A04a</i> | <i>N</i> | 2060 | 864 | 1058 | 1278 | 218 | 384 | 520 | 695 | 461 | 1499 | 347 | 997 | 491 | 194 | 294 | 32 |
| The next questions are about HALLUCINOGENS OTHER THAN LSD. This group would include the following drugs: Mescaline, Peyote, "Shrooms" or Psilocybin, PCP. | | | | | | | | | | | | | | | | | |

†=excludes respondents for whom question was inappropriate.

MONITORING THE FUTURE

| QUESTIONNAIRE FORM 1 2002 | TOTAL | SEX | | RACE | | REGION | | | | COLLEGE PLANS? | | ILLICIT DRUG USE: LIFETIME | | | | |
|--|---------------|-------------|--------------|--------------|-------------|-------------|-------------|-------------|-------------|-------------------|-------------|----------------------------|------------------------|--------------|---------------|--------------------|
| | | M | F | White | Black | NE | NC | S | W | Yes | No | None | Mari- juana Only | Few Pills | More Pills | Any Her- oin |
| <i>N (Weighted No. of Cases):</i> <i>% of Weighted Total:</i> | 2251 100.0 | 941 41.8 | 1110 49.3 | 1362 60.5 | 233 10.3 | 439 19.5 | 561 24.9 | 749 33.3 | 502 22.3 | 1595 70.8 | 367 16.3 | 1021 45.4 | 548 24.3 | 214 9.5 | 325 14.4 | 37 1.6 |
| B042: On how many occasions (if any) have you taken hallucinogens other than LSD . . . | | | | | | | | | | | | | | | | |
| B042A: . . . in your lifetime? | | | | | | | | | | | | | | | | |
| 1. 0 occasions | 91.4 | 89.5 | 94.5 | 91.1 | 99.3 | 88.7 | 93.3 | 90.0 | 93.6 | 93.3 | 89.3 | 100.0 | 100.0 | 78.1 | 64.8 | 30.5 |
| 2. 1-2 | 5.0 | 5.6 | 4.0 | 5.2 | 0.7 | 5.7 | 3.3 | 6.7 | 3.7 | 4.1 | 6.3 | - | - | 21.9 | 16.5 | 20.4 |
| 3. 3-5 | 1.4 | 1.8 | 0.8 | 1.4 | - | 1.8 | 1.7 | 0.8 | 1.9 | 1.2 | 1.2 | - | - | - | 9.0 | 5.8 |
| 4. 6-9 | 0.8 | 1.3 | 0.3 | 0.9 | - | 1.0 | 0.7 | 1.0 | 0.3 | 0.6 | 1.6 | - | - | - | 3.3 | 15.7 |
| 5. 10-19 | 0.5 | 0.6 | 0.4 | 0.7 | - | 1.0 | 0.2 | 0.6 | 0.3 | 0.5 | 0.3 | - | - | - | 2.3 | 10.3 |
| 6. 20-39 | 0.6 | 0.8 | - | 0.5 | - | 1.2 | 0.7 | 0.4 | - | 0.2 | 0.9 | - | - | - | 3.2 | 4.0 |
| 7. 40 or more | 0.3 | 0.4 | - | 0.3 | - | 0.6 | 0.1 | 0.5 | 0.2 | 0.2 | 0.4 | - | - | - | 0.8 | 13.3 |
| <i>Item 920 Subject A01a</i> | <i>N</i> 2126 | 904 | 1087 | 1330 | 219 | 398 | 541 | 712 | 475 | 1550 | 355 | 1004 | 522 | 209 | 319 | 36 |
| B042B: . . . during the last 12 months? | | | | | | | | | | | | | | | | |
| 1. 0 occasions | 94.6 | 92.9 | 97.2 | 94.1 | 99.7 | 92.6 | 95.1 | 94.6 | 95.8 | 95.8 | 93.8 | 100.0 | 100.0 | 88.8 | 76.8 | 51.4 |
| 2. 1-2 | 3.5 | 4.2 | 2.4 | 3.8 | 0.3 | 4.1 | 3.6 | 3.6 | 2.5 | 2.9 | 3.4 | - | - | 11.2 | 13.9 | 17.0 |
| 3. 3-5 | 1.2 | 1.6 | 0.2 | 1.1 | - | 2.3 | 0.6 | 1.0 | 1.1 | 0.7 | 1.8 | - | - | - | 6.3 | 13.2 |
| 4. 6-9 | 0.2 | 0.3 | 0.1 | 0.2 | - | 0.6 | 0.1 | 0.1 | * | 0.2 | - | - | - | - | 0.9 | 2.6 |
| 5. 10-19 | 0.4 | 0.7 | - | 0.5 | - | 0.4 | 0.7 | 0.2 | 0.3 | 0.2 | 0.8 | - | - | - | 1.7 | 6.2 |
| 6. 20-39 | 0.2 | 0.3 | - | 0.3 | - | - | - | 0.5 | 0.2 | 0.2 | 0.3 | - | - | - | 0.4 | 9.5 |
| 7. 40 or more | - | - | - | - | - | - | - | - | - | - | - | - | - | - | - | - |
| <i>Item 930 Subject A01b</i> | <i>N</i> 2123 | 901 | 1086 | 1327 | 219 | 399 | 542 | 707 | 475 | 1548 | 353 | 1004 | 522 | 206 | 317 | 36 |
| B042C: . . . during the last 30 days? | | | | | | | | | | | | | | | | |
| 1. 0 occasions | 98.2 | 97.2 | 99.5 | 98.3 | 99.7 | 97.5 | 98.6 | 98.5 | 98.1 | 98.6 | 97.6 | 100.0 | 100.0 | 98.0 | 92.7 | 70.1 |
| 2. 1-2 | 1.2 | 2.0 | 0.5 | 1.3 | 0.3 | 2.3 | 1.1 | 0.9 | 0.7 | 1.1 | 1.8 | - | - | 2.0 | 4.7 | 15.4 |
| 3. 3-5 | 0.6 | 0.8 | - | 0.5 | - | 0.3 | 0.4 | 0.5 | 1.2 | 0.4 | 0.7 | - | - | - | 2.1 | 14.6 |
| 4. 6-9 | 0.1 | - | - | - | - | - | - | 0.2 | - | - | - | - | - | - | 0.4 | - |
| 5. 10-19 | - | - | - | - | - | - | - | - | - | - | - | - | - | - | - | - |
| 6. 20-39 | - | - | - | - | - | - | - | - | - | - | - | - | - | - | - | - |
| 7. 40 or more | - | - | - | - | - | - | - | - | - | - | - | - | - | - | - | - |
| <i>Item 940 Subject A01c</i> | <i>N</i> 2121 | 901 | 1085 | 1326 | 220 | 398 | 541 | 707 | 475 | 1547 | 353 | 1004 | 522 | 207 | 317 | 36 |
| IF YOU HAVE NOT TAKEN ANY HALLUCINOGENS OTHER THAN LSD IN THE LAST TWELVE MONTHS, GO TO Q.B046. | | | | | | | | | | | | | | | | |
| B043: When you take hallucinogens other than LSD, how high do you usually get? | | | | | | | | | | | | | | | | |
| 1. Not at all high | 0.6 | 1.1 | - | - | - | - | - | - | 3.5 | 1.0 | - | - | - | 2.9 | - | - |
| 2. A little high | 5.4 | 4.2 | 8.0 | 7.1 | - | 5.0 | 4.9 | 5.9 | 5.6 | 7.6 | - | - | - | 6.0 | 6.3 | - |
| 3. Moderately high | 39.5 | 41.4 | 39.2 | 42.0 | - | 37.1 | 40.7 | 39.7 | 41.4 | 37.3 | 51.7 | - | - | 34.8 | 45.0 | 19.4 |
| 4. Very high | 54.6 | 53.3 | 52.8 | 50.9 | 100.0 | 58.0 | 54.4 | 54.3 | 49.5 | 54.2 | 48.3 | - | - | 56.4 | 48.8 | 80.6 |
| <i>Item 2700 Subject A01e</i> | <i>N†</i> 108 | 56 | 31 | 75 | 1 | 29 | 27 | 34 | 18 | 64 | 19 | - | - | 21 | 72 | 14 |
| B044: When you take hallucinogens other than LSD, how long do you usually stay high? | | | | | | | | | | | | | | | | |
| 1. Usually don't get high | 2.0 | 1.4 | - | 2.2 | - | 3.0 | 4.7 | - | - | 3.3 | - | - | - | 4.1 | 0.7 | - |
| 2. One to two hours | 7.9 | 4.9 | 17.3 | 10.4 | - | 12.1 | 3.2 | 12.2 | - | 12.0 | 2.1 | - | - | 1.9 | 11.4 | - |
| 3. Three to six hours | 57.2 | 64.1 | 52.1 | 58.6 | - | 47.2 | 73.6 | 51.1 | 60.3 | 53.4 | 86.5 | - | - | 39.3 | 62.0 | 63.1 |
| 4. Seven to 24 hours | 32.9 | 29.6 | 30.6 | 28.8 | 100.0 | 37.8 | 18.5 | 36.7 | 39.7 | 31.3 | 11.4 | - | - | 54.7 | 25.9 | 36.9 |
| 5. More than 24 hours | - | - | - | - | - | - | - | - | - | - | - | - | - | - | - | - |
| <i>Item 2710 Subject A01f</i> | <i>N†</i> 108 | 57 | 31 | 76 | 1 | 29 | 27 | 34 | 18 | 65 | 19 | - | - | 21 | 72 | 14 |
| B045: What hallucinogens other than LSD have you taken during the last year? (Mark all that apply.) | | | | | | | | | | | | | | | | |
| A. Mescaline | 16.1 | 20.0 | 6.3 | 17.4 | - | 12.3 | 22.4 | 19.7 | 5.1 | 13.6 | 19.9 | - | - | - | 15.3 | 46.3 |
| B. Peyote | 13.0 | 16.8 | - | 13.1 | - | 11.8 | 11.7 | 11.1 | 20.2 | 11.3 | 5.7 | - | - | - | 13.8 | 28.8 |
| C. "Shrooms" or Psilocybin | 80.2 | 92.3 | 60.4 | 82.1 | 100.0 | 70.4 | 90.1 | 78.1 | 84.1 | 79.7 | 83.5 | - | - | 79.2 | 78.8 | 89.5 |
| D. PCP | 20.1 | 21.8 | 27.7 | 24.3 | - | 16.2 | 11.8 | 40.2 | - | 23.9 | 14.6 | - | - | 16.8 | 16.0 | 48.3 |
| E. Concentrated THC | 16.2 | 19.4 | 16.0 | 20.1 | - | 13.1 | 17.7 | 18.4 | 14.4 | 19.1 | 19.1 | - | - | 9.6 | 12.1 | 49.8 |
| F. Other | 24.8 | 22.4 | 32.4 | 27.0 | - | 29.7 | 23.6 | 27.9 | 13.2 | 24.5 | 32.3 | - | - | 21.2 | 23.5 | 37.7 |
| G. Don't know the names of some I have used | 8.6 | 6.7 | 13.6 | 10.2 | - | - | 5.8 | 21.0 | 1.8 | 10.4 | - | - | - | - | 12.1 | 2.4 |
| <i>Item 2720-2780 Subject A01i</i> | <i>N†</i> 105 | 56 | 29 | 73 | 1 | 27 | 27 | 34 | 18 | 63 | 17 | - | - | 21 | 72 | 13 |

†=excludes respondents for whom question was inappropriate. *=less than .05 percent.

DESCRIPTIVE RESULTS: 2002

67

| QUESTIONNAIRE FORM 1 2002 | TOTAL | SEX | | RACE | | REGION | | | | COLLEGE PLANS? | | ILLICIT DRUG USE: LIFETIME | | | | |
|--|---------------|-------------|--------------|--------------|-------------|-------------|-------------|-------------|-------------|-------------------|-------------|----------------------------|------------------------|--------------|---------------|--------------------|
| | | M | F | White | Black | NE | NC | S | W | Yes | No | None | Mari- juana Only | Few Pills | More Pills | Any Her- oin |
| <i>N (Weighted No. of Cases):</i> <i>% of Weighted Total:</i> | 2251 100.0 | 941 41.8 | 1110 49.3 | 1362 60.5 | 233 10.3 | 439 19.5 | 561 24.9 | 749 33.3 | 502 22.3 | 1595 70.8 | 367 16.3 | 1021 45.4 | 548 24.3 | 214 9.5 | 325 14.4 | 37 1.6 |
| The next questions are about some non-prescription drugs. | | | | | | | | | | | | | | | | |
| B046: Some types of diet pills (also called appetite suppressants) can be sold legally without a doctor's prescription by drugstores, through the mail, etc. These "over-the-counter" drugs include Dexatrim, Dietac, Prolamine, and others. On how many occasions (if any) have you taken such non-prescription diet pills . . . | | | | | | | | | | | | | | | | |
| B046A: . . . in your lifetime? | | | | | | | | | | | | | | | | |
| 1. 0 occasions | 79.0 | 90.2 | 70.7 | 76.6 | 94.2 | 77.1 | 80.3 | 77.6 | 81.5 | 80.2 | 75.5 | 90.1 | 82.2 | 61.4 | 52.7 | 40.7 |
| 2. 1-2 | 7.0 | 2.8 | 10.3 | 7.8 | 3.8 | 7.3 | 7.0 | 7.6 | 5.7 | 6.8 | 9.1 | 4.0 | 6.8 | 20.4 | 7.2 | 20.1 |
| 3. 3-5 | 3.7 | 1.3 | 5.6 | 3.9 | 1.5 | 4.7 | 2.7 | 4.6 | 2.5 | 3.3 | 4.8 | 1.9 | 2.1 | 8.7 | 9.3 | 1.3 |
| 4. 6-9 | 1.6 | 0.7 | 2.3 | 1.7 | - | 1.0 | 1.4 | 2.0 | 1.8 | 1.5 | 0.8 | 0.9 | 0.9 | 2.1 | 4.6 | - |
| 5. 10-19 | 2.2 | 1.0 | 3.2 | 2.4 | - | 1.6 | 3.0 | 2.0 | 1.9 | 2.1 | 2.9 | 1.3 | 1.4 | 1.7 | 6.2 | 8.0 |
| 6. 20-39 | 2.5 | 1.2 | 3.4 | 3.1 | - | 4.3 | 2.1 | 2.1 | 1.8 | 2.7 | 1.3 | 0.8 | 3.0 | 2.0 | 7.7 | - |
| 7. 40 or more | 4.0 | 2.8 | 4.6 | 4.5 | 0.4 | 4.0 | 3.5 | 4.1 | 4.7 | 3.5 | 5.6 | 0.9 | 3.5 | 3.8 | 12.4 | 29.9 |
| <i>Item 21220 Subject A01a</i> | <i>N 2143</i> | <i>915</i> | <i>1090</i> | <i>1331</i> | <i>225</i> | <i>403</i> | <i>543</i> | <i>713</i> | <i>485</i> | <i>1567</i> | <i>360</i> | <i>1005</i> | <i>535</i> | <i>210</i> | <i>316</i> | <i>32</i> |
| B046B: . . . during the last 12 months? | | | | | | | | | | | | | | | | |
| 1. 0 occasions | 84.9 | 91.9 | 80.0 | 83.5 | 96.5 | 83.3 | 85.6 | 83.3 | 87.7 | 86.2 | 82.2 | 93.0 | 87.6 | 77.2 | 61.2 | 60.8 |
| 2. 1-2 | 4.4 | 2.2 | 6.0 | 4.4 | 2.8 | 4.8 | 3.5 | 6.0 | 2.6 | 3.8 | 6.5 | 2.7 | 3.3 | 12.7 | 7.4 | - |
| 3. 3-5 | 2.7 | 1.2 | 3.9 | 3.0 | 0.3 | 3.2 | 2.4 | 3.3 | 2.0 | 2.3 | 3.2 | 0.9 | 2.5 | 3.1 | 7.9 | 5.2 |
| 4. 6-9 | 1.3 | 0.6 | 1.7 | 1.7 | - | 1.1 | 2.0 | 1.3 | 0.6 | 1.3 | 1.0 | 0.7 | 0.6 | 1.0 | 4.5 | 4.0 |
| 5. 10-19 | 2.2 | 1.8 | 2.2 | 2.3 | - | 2.0 | 2.8 | 2.1 | 1.7 | 2.0 | 2.2 | 1.5 | 1.3 | 2.3 | 5.8 | - |
| 6. 20-39 | 2.4 | 0.5 | 4.0 | 3.1 | - | 3.0 | 2.0 | 2.8 | 1.9 | 2.7 | 1.7 | 1.0 | 3.1 | 2.0 | 6.8 | - |
| 7. 40 or more | 2.1 | 1.9 | 2.1 | 2.1 | 0.4 | 2.6 | 1.6 | 1.2 | 3.4 | 1.8 | 3.2 | 0.1 | 1.6 | 1.7 | 6.5 | 29.9 |
| <i>Item 21230 Subject A01b</i> | <i>N 2144</i> | <i>915</i> | <i>1090</i> | <i>1332</i> | <i>225</i> | <i>403</i> | <i>543</i> | <i>713</i> | <i>484</i> | <i>1567</i> | <i>360</i> | <i>1005</i> | <i>535</i> | <i>210</i> | <i>316</i> | <i>32</i> |
| B046C: . . . during the last 30 days? | | | | | | | | | | | | | | | | |
| 1. 0 occasions | 90.8 | 95.3 | 87.8 | 89.8 | 98.1 | 91.9 | 90.1 | 89.3 | 93.1 | 91.2 | 89.3 | 95.5 | 93.7 | 87.4 | 75.8 | 62.3 |
| 2. 1-2 | 2.9 | 1.1 | 4.3 | 3.0 | 1.5 | 1.8 | 3.5 | 3.9 | 1.5 | 2.8 | 3.4 | 1.9 | 1.4 | 6.9 | 6.1 | 2.5 |
| 3. 3-5 | 1.8 | 0.9 | 2.5 | 2.3 | - | 1.3 | 2.2 | 2.4 | 1.0 | 1.8 | 2.0 | 0.6 | 1.3 | 2.9 | 5.7 | 4.3 |
| 4. 6-9 | 1.0 | 0.9 | 1.0 | 1.1 | - | 1.0 | 0.6 | 1.5 | 0.7 | 1.0 | 1.1 | 0.4 | 0.9 | 0.3 | 3.0 | 8.8 |
| 5. 10-19 | 1.7 | 0.9 | 2.1 | 2.2 | - | 1.5 | 2.1 | 2.1 | 0.7 | 1.8 | 0.7 | 1.3 | 1.0 | 0.7 | 4.1 | 4.8 |
| 6. 20-39 | 1.1 | 0.9 | 1.1 | 1.1 | - | 1.6 | 1.1 | 0.4 | 1.7 | 1.0 | 2.1 | 0.2 | 1.5 | 1.8 | 2.5 | 2.3 |
| 7. 40 or more | 0.7 | 0.1 | 1.2 | 0.4 | 0.4 | 0.9 | 0.5 | 0.4 | 1.2 | 0.5 | 1.4 | - | 0.2 | - | 2.7 | 15.0 |
| <i>Item 21240 Subject A01c</i> | <i>N 2143</i> | <i>915</i> | <i>1090</i> | <i>1331</i> | <i>225</i> | <i>403</i> | <i>543</i> | <i>713</i> | <i>484</i> | <i>1567</i> | <i>360</i> | <i>1005</i> | <i>535</i> | <i>210</i> | <i>316</i> | <i>32</i> |
| B047: Some stay-awake pills can be sold legally without a doctor's prescription by drugstores, through the mail, etc. These non-prescription or "over-the-counter" drugs include No-Doz, Vivarin, Wake, Caffedrine, and others. | | | | | | | | | | | | | | | | |
| On how many occasions (if any) have you taken such non-prescription stay-awake pills . . . | | | | | | | | | | | | | | | | |
| B047A: . . . in your lifetime? | | | | | | | | | | | | | | | | |
| 1. 0 occasions | 77.5 | 80.8 | 75.6 | 73.2 | 95.5 | 78.4 | 70.4 | 79.5 | 81.6 | 79.3 | 71.8 | 91.8 | 76.0 | 64.7 | 47.0 | 30.0 |
| 2. 1-2 | 8.5 | 7.4 | 9.6 | 9.4 | 3.1 | 9.7 | 10.2 | 7.0 | 8.0 | 7.8 | 11.9 | 4.9 | 10.5 | 16.5 | 12.2 | 3.2 |
| 3. 3-5 | 4.5 | 3.8 | 5.1 | 5.6 | 0.1 | 3.1 | 5.8 | 4.8 | 3.8 | 4.3 | 5.7 | 1.1 | 5.3 | 8.0 | 10.1 | 19.7 |
| 4. 6-9 | 2.7 | 1.7 | 3.5 | 3.5 | 0.5 | 3.0 | 3.5 | 2.7 | 1.6 | 2.5 | 3.7 | 0.9 | 2.6 | 5.2 | 7.0 | 4.2 |
| 5. 10-19 | 3.3 | 2.5 | 3.6 | 3.9 | - | 2.5 | 3.2 | 3.7 | 3.6 | 3.3 | 2.1 | 0.8 | 2.9 | 2.7 | 11.8 | 12.7 |
| 6. 20-39 | 1.2 | 1.5 | 1.0 | 1.7 | - | 1.3 | 2.3 | 1.1 | 0.2 | 1.1 | 1.8 | 0.2 | 0.6 | 1.1 | 4.5 | 13.2 |
| 7. 40 or more | 2.2 | 2.3 | 1.6 | 2.7 | 0.8 | 2.0 | 4.5 | 1.2 | 1.3 | 1.7 | 3.1 | 0.3 | 2.1 | 1.9 | 7.2 | 16.9 |
| <i>Item 21250 Subject A01a</i> | <i>N 2147</i> | <i>915</i> | <i>1098</i> | <i>1338</i> | <i>225</i> | <i>400</i> | <i>543</i> | <i>718</i> | <i>486</i> | <i>1569</i> | <i>360</i> | <i>1008</i> | <i>536</i> | <i>206</i> | <i>320</i> | <i>34</i> |
| B047B: . . . during the last 12 months? | | | | | | | | | | | | | | | | |
| 1. 0 occasions | 85.1 | 86.1 | 85.4 | 82.3 | 98.4 | 86.1 | 81.1 | 86.5 | 86.8 | 86.0 | 83.9 | 94.5 | 87.0 | 77.4 | 59.8 | 47.1 |
| 2. 1-2 | 6.9 | 6.6 | 6.9 | 8.1 | 0.9 | 6.4 | 7.5 | 5.6 | 8.5 | 6.3 | 9.7 | 3.6 | 6.2 | 12.6 | 14.6 | 13.7 |
| 3. 3-5 | 3.0 | 2.3 | 3.5 | 3.8 | 0.3 | 2.8 | 4.1 | 3.2 | 1.5 | 3.4 | 0.9 | 0.8 | 3.1 | 4.2 | 8.6 | 10.2 |
| 4. 6-9 | 1.8 | 1.0 | 2.1 | 1.7 | - | 1.2 | 1.3 | 2.6 | 1.8 | 1.5 | 1.4 | 0.8 | 1.3 | 2.3 | 6.0 | 1.4 |
| 5. 10-19 | 1.1 | 1.7 | 0.6 | 1.4 | - | 1.1 | 2.7 | 0.4 | 0.4 | 1.0 | 1.2 | 0.3 | 0.7 | 1.5 | 3.7 | 6.4 |
| 6. 20-39 | 0.9 | 0.8 | 0.8 | 1.2 | - | 1.5 | 1.0 | 1.1 | * | 0.8 | 0.8 | * | 0.7 | 1.3 | 3.0 | 9.5 |
| 7. 40 or more | 1.2 | 1.6 | 0.7 | 1.6 | 0.4 | 0.9 | 2.4 | 0.6 | 0.9 | 1.0 | 2.1 | * | 1.2 | 0.6 | 4.3 | 11.7 |
| <i>Item 21260 Subject A01b</i> | <i>N 2145</i> | <i>913</i> | <i>1096</i> | <i>1335</i> | <i>225</i> | <i>400</i> | <i>540</i> | <i>718</i> | <i>486</i> | <i>1570</i> | <i>358</i> | <i>1009</i> | <i>532</i> | <i>207</i> | <i>320</i> | <i>34</i> |

*=less than .05 percent.

MONITORING THE FUTURE

| QUESTIONNAIRE FORM 1 2002 | TOTAL | SEX | | RACE | | REGION | | | | COLLEGE PLANS? | | ILLICIT DRUG USE: LIFETIME | | | | |
|--|---------------|------------|-------------|-------------|------------|------------|------------|------------|------------|-------------------|------------|----------------------------|------------------------|--------------|---------------|--------------------|
| | | M | F | White | Black | NE | NC | S | W | Yes | No | None | Mari- juana Only | Few Pills | More Pills | Any Her- oin |
| <i>N (Weighted No. of Cases):</i> | 2251 | 941 | 1110 | 1362 | 233 | 439 | 561 | 749 | 502 | 1595 | 367 | 1021 | 548 | 214 | 325 | 37 |
| <i>% of Weighted Total:</i> | 100.0 | 41.8 | 49.3 | 60.5 | 10.3 | 19.5 | 24.9 | 33.3 | 22.3 | 70.8 | 16.3 | 45.4 | 24.3 | 9.5 | 14.4 | 1.6 |
| B047C: . . . during the last 30 days? | | | | | | | | | | | | | | | | |
| 1. 0 occasions | 94.2 | 94.5 | 94.4 | 93.1 | 99.4 | 95.5 | 92.5 | 93.9 | 95.3 | 94.6 | 93.7 | 98.7 | 95.8 | 93.0 | 80.1 | 67.9 |
| 2. 1-2 | 3.0 | 2.9 | 3.1 | 3.6 | 0.1 | 2.2 | 3.6 | 2.9 | 3.2 | 2.9 | 2.9 | 0.9 | 2.9 | 4.0 | 9.1 | 7.4 |
| 3. 3-5 | 1.3 | 1.2 | 1.4 | 1.4 | - | 0.7 | 1.6 | 1.9 | 0.6 | 1.2 | 1.4 | 0.4 | 0.7 | - | 6.0 | 3.6 |
| 4. 6-9 | 0.5 | 0.7 | 0.2 | 0.6 | - | 0.5 | 1.1 | 0.3 | 0.2 | 0.6 | - | - | 0.2 | 1.8 | 2.1 | - |
| 5. 10-19 | 0.3 | 0.2 | 0.3 | 0.3 | - | 0.3 | 0.1 | 0.4 | 0.3 | 0.3 | 0.1 | - | 0.2 | 0.8 | 0.7 | 3.4 |
| 6. 20-39 | 0.4 | 0.2 | 0.4 | 0.7 | - | 0.5 | 0.4 | 0.4 | 0.5 | 0.3 | 1.1 | * | 0.3 | 0.5 | 1.0 | 9.7 |
| 7. 40 or more | 0.3 | 0.3 | 0.2 | 0.2 | 0.4 | 0.3 | 0.6 | 0.2 | - | 0.1 | 0.9 | - | - | - | 1.0 | 8.2 |
| <i>Item 21270 Subject A01c</i> | <i>N 2144</i> | <i>913</i> | <i>1096</i> | <i>1334</i> | <i>225</i> | <i>400</i> | <i>540</i> | <i>718</i> | <i>486</i> | <i>1570</i> | <i>358</i> | <i>1008</i> | <i>532</i> | <i>207</i> | <i>320</i> | <i>34</i> |
| B048: In addition to non-prescription diet and stay-awake pills, there are other stimulants and pep pills which can be sold legally in most states without a prescription—usually by mail. These are sometimes called “fake pep pills,” “imitation speed,” or “look-alikes,” because they look like prescription amphetamines and sometimes have similar names. Other than the diet pills and stay-awake pills you have already told us about, on how many occasions (if any) have you taken other non-prescription stimulants or pep pills . . . | | | | | | | | | | | | | | | | |
| B048A: . . . in your lifetime? | | | | | | | | | | | | | | | | |
| 1. 0 occasions | 90.5 | 90.9 | 90.7 | 89.7 | 98.3 | 92.0 | 87.8 | 90.7 | 91.8 | 91.6 | 87.7 | 97.6 | 93.9 | 83.8 | 70.8 | 43.3 |
| 2. 1-2 | 4.2 | 3.6 | 4.9 | 4.5 | 1.2 | 2.6 | 5.5 | 4.3 | 3.7 | 4.5 | 3.2 | 2.1 | 3.3 | 10.4 | 7.9 | 12.5 |
| 3. 3-5 | 1.9 | 1.9 | 1.5 | 1.6 | - | 2.3 | 1.8 | 1.3 | 2.7 | 1.6 | 2.5 | 0.2 | 1.1 | 1.8 | 7.7 | 7.6 |
| 4. 6-9 | 0.9 | 0.6 | 1.2 | 1.3 | - | 1.2 | 1.1 | 0.7 | 0.7 | 0.4 | 2.3 | * | - | 1.0 | 5.0 | - |
| 5. 10-19 | 1.1 | 1.2 | 1.1 | 1.5 | - | 1.0 | 1.5 | 1.3 | 0.6 | 1.2 | 0.7 | - | 0.6 | 0.8 | 5.1 | 9.7 |
| 6. 20-39 | 0.6 | 1.2 | - | 0.7 | - | 0.3 | 0.7 | 0.7 | 0.6 | 0.5 | 0.7 | * | 0.6 | 2.3 | 0.4 | 10.2 |
| 7. 40 or more | 0.9 | 0.7 | 0.7 | 0.8 | 0.4 | 0.5 | 1.6 | 1.1 | - | 0.2 | 2.9 | - | 0.5 | - | 3.1 | 16.7 |
| <i>Item 21280 Subject A01a</i> | <i>N 2146</i> | <i>916</i> | <i>1098</i> | <i>1340</i> | <i>225</i> | <i>398</i> | <i>544</i> | <i>719</i> | <i>485</i> | <i>1572</i> | <i>359</i> | <i>1008</i> | <i>535</i> | <i>206</i> | <i>318</i> | <i>34</i> |
| B048B: . . . during the last 12 months? | | | | | | | | | | | | | | | | |
| 1. 0 occasions | 93.4 | 93.2 | 94.2 | 93.2 | 99.1 | 94.1 | 92.7 | 93.8 | 93.1 | 94.3 | 91.3 | 98.9 | 95.7 | 89.2 | 78.5 | 57.0 |
| 2. 1-2 | 3.5 | 3.4 | 3.7 | 3.5 | 0.4 | 3.6 | 3.0 | 3.4 | 4.4 | 3.5 | 4.0 | 0.8 | 2.1 | 5.9 | 10.6 | 23.4 |
| 3. 3-5 | 1.3 | 1.5 | 0.9 | 1.4 | - | 0.7 | 1.3 | 1.3 | 1.9 | 1.0 | 1.9 | 0.2 | 0.9 | 2.0 | 5.5 | - |
| 4. 6-9 | 0.6 | 0.3 | 0.6 | 0.5 | - | 1.0 | 1.0 | 0.4 | - | 0.4 | 0.5 | - | 0.5 | 1.7 | 1.5 | 2.8 |
| 5. 10-19 | 0.5 | 0.7 | 0.1 | 0.5 | - | 0.3 | 1.3 | 0.3 | - | 0.3 | 0.6 | * | 0.2 | 1.2 | 2.0 | - |
| 6. 20-39 | 0.2 | 0.4 | - | 0.2 | - | 0.1 | - | 0.2 | 0.6 | 0.2 | - | - | 0.6 | - | 0.5 | - |
| 7. 40 or more | 0.5 | 0.4 | 0.5 | 0.5 | 0.4 | 0.3 | 0.8 | 0.7 | - | 0.2 | 1.7 | - | - | - | 1.4 | 16.7 |
| <i>Item 21290 Subject A01b</i> | <i>N 2145</i> | <i>916</i> | <i>1096</i> | <i>1338</i> | <i>225</i> | <i>398</i> | <i>542</i> | <i>719</i> | <i>485</i> | <i>1573</i> | <i>357</i> | <i>1008</i> | <i>533</i> | <i>206</i> | <i>318</i> | <i>34</i> |
| B048C: . . . during the last 30 days? | | | | | | | | | | | | | | | | |
| 1. 0 occasions | 97.2 | 97.2 | 97.7 | 96.9 | 99.1 | 98.3 | 96.2 | 97.0 | 97.5 | 97.9 | 95.9 | 99.7 | 99.0 | 96.9 | 88.9 | 68.1 |
| 2. 1-2 | 1.5 | 1.5 | 1.6 | 2.0 | 0.4 | 0.8 | 2.0 | 1.6 | 1.5 | 1.3 | 1.8 | 0.3 | 0.5 | 1.9 | 5.7 | 15.2 |
| 3. 3-5 | 0.5 | 0.5 | 0.1 | 0.3 | - | 0.4 | 0.3 | 0.3 | 1.0 | 0.4 | - | - | 0.3 | - | 2.8 | - |
| 4. 6-9 | 0.3 | 0.4 | - | 0.3 | - | - | 0.7 | 0.2 | - | 0.1 | 0.5 | * | - | 1.1 | 0.8 | - |
| 5. 10-19 | 0.1 | 0.1 | 0.1 | 0.1 | - | 0.2 | - | 0.3 | - | 0.1 | 0.3 | - | 0.2 | - | 0.5 | 1.2 |
| 6. 20-39 | * | * | - | * | - | 0.1 | - | - | - | * | - | - | - | - | 0.1 | - |
| 7. 40 or more | 0.4 | 0.3 | 0.5 | 0.4 | 0.4 | 0.2 | 0.8 | 0.6 | - | 0.1 | 1.6 | - | - | - | 1.1 | 15.5 |
| <i>Item 21300 Subject A01c</i> | <i>N 2144</i> | <i>916</i> | <i>1096</i> | <i>1338</i> | <i>225</i> | <i>398</i> | <i>542</i> | <i>719</i> | <i>485</i> | <i>1572</i> | <i>357</i> | <i>1008</i> | <i>533</i> | <i>206</i> | <i>318</i> | <i>34</i> |
| The next questions are about AMPHETAMINES, which doctors have prescribed to help people lose weight or to give people more energy. Drugstores are not supposed to sell them without a prescription from a doctor. | | | | | | | | | | | | | | | | |
| Amphetamines are sometimes called: uppers, ups, speed, bennies, dexies, pep pills, diet pills, meth or crystal meth. They include the following drugs: Benzedrine, Dexedrine, Methedrine, Ritalin, Preludin, Dexamyl, Methamphetamine. | | | | | | | | | | | | | | | | |
| IN YOUR ANSWERS ABOUT AMPHETAMINES, DO NOT INCLUDE ANY NON-PRESCRIPTION OR OVER-THE-COUNTER DRUGS. | | | | | | | | | | | | | | | | |

| QUESTIONNAIRE FORM 1 2002 | TOTAL | SEX | | RACE | | REGION | | | | COLLEGE PLANS? | | ILLICIT DRUG USE: LIFETIME | | | | |
|---|---------------|------|------|-------|-------|--------|------|------|------|-------------------|------|----------------------------|------------------------|--------------|---------------|--------------------|
| | | M | F | White | Black | NE | NC | S | W | Yes | No | None | Mari- juana Only | Few Pills | More Pills | Any Her- oin |
| <i>N (Weighted No. of Cases):</i> | 2251 | 941 | 1110 | 1362 | 233 | 439 | 561 | 749 | 502 | 1595 | 367 | 1021 | 548 | 214 | 325 | 37 |
| <i>% of Weighted Total:</i> | 100.0 | 41.8 | 49.3 | 60.5 | 10.3 | 19.5 | 24.9 | 33.3 | 22.3 | 70.8 | 16.3 | 45.4 | 24.3 | 9.5 | 14.4 | 1.6 |
| B049: Have you ever taken amphetamines because a doctor told you to use them? | | | | | | | | | | | | | | | | |
| 1. No | 93.1 | 92.8 | 93.7 | 92.3 | 99.0 | 96.0 | 91.7 | 92.2 | 93.5 | 94.3 | 88.6 | 96.8 | 96.2 | 86.1 | 83.2 | 66.6 |
| 2. Yes, but I had already tried them on my own | 1.8 | 2.0 | 1.5 | 1.6 | 0.4 | 1.2 | 2.2 | 1.9 | 1.7 | 1.4 | 2.7 | - | 0.3 | 3.3 | 7.7 | 15.4 |
| 3. Yes, and it was the first time I took any | 5.1 | 5.2 | 4.8 | 6.1 | 0.6 | 2.8 | 6.1 | 5.8 | 4.8 | 4.3 | 8.7 | 3.2 | 3.5 | 10.6 | 9.2 | 18.1 |
| <i>Item 2790 Subject A01j</i> | <i>N</i> 2146 | 921 | 1092 | 1342 | 224 | 403 | 549 | 716 | 479 | 1566 | 362 | 1009 | 530 | 211 | 322 | 36 |
| B050: On how many occasions (if any) have you taken amphetamines on your own—that is, without a doctor telling you to take them . . . | | | | | | | | | | | | | | | | |
| B050A: . . . in your lifetime? | | | | | | | | | | | | | | | | |
| 1. 0 occasions | 86.9 | 89.9 | 85.3 | 85.5 | 98.1 | 87.1 | 86.7 | 85.6 | 88.9 | 89.3 | 83.3 | 100.0 | 100.0 | 67.4 | 41.6 | 29.6 |
| 2. 1-2 | 4.8 | 2.8 | 6.5 | 5.2 | 1.2 | 4.8 | 5.1 | 5.8 | 2.8 | 3.9 | 7.1 | - | - | 32.6 | 9.9 | 5.5 |
| 3. 3-5 | 1.9 | 1.6 | 2.0 | 2.4 | 0.5 | 1.9 | 2.3 | 2.1 | 1.1 | 1.6 | 2.2 | - | - | - | 12.5 | 0.6 |
| 4. 6-9 | 2.0 | 1.8 | 2.0 | 2.1 | 0.2 | 3.0 | 2.3 | 1.4 | 1.6 | 1.5 | 2.4 | - | - | - | 10.9 | 21.7 |
| 5. 10-19 | 1.6 | 1.4 | 1.7 | 2.0 | - | 0.5 | 1.3 | 1.9 | 2.4 | 1.8 | 0.3 | - | - | - | 9.8 | 8.1 |
| 6. 20-39 | 1.1 | 0.8 | 1.2 | 1.5 | - | 0.9 | 1.0 | 1.7 | 0.3 | 1.0 | 1.6 | - | - | - | 5.3 | 18.1 |
| 7. 40 or more | 1.8 | 1.7 | 1.3 | 1.4 | - | 1.8 | 1.2 | 1.4 | 2.9 | 1.0 | 3.1 | - | - | - | 10.0 | 16.3 |
| <i>Item 980 Subject A01a</i> | <i>N</i> 2123 | 908 | 1089 | 1336 | 222 | 393 | 546 | 714 | 470 | 1552 | 361 | 1006 | 524 | 209 | 318 | 34 |
| B050B: . . . during the last 12 months? | | | | | | | | | | | | | | | | |
| 1. 0 occasions | 92.3 | 93.6 | 91.9 | 91.2 | 98.2 | 91.8 | 91.9 | 91.8 | 93.7 | 93.8 | 90.6 | 100.0 | 100.0 | 92.6 | 59.1 | 43.4 |
| 2. 1-2 | 2.6 | 2.1 | 3.0 | 3.4 | 1.8 | 1.8 | 3.1 | 3.8 | 1.0 | 2.2 | 3.2 | - | - | 7.4 | 11.8 | 8.6 |
| 3. 3-5 | 1.5 | 1.2 | 1.7 | 1.8 | - | 2.6 | 1.5 | 1.5 | 0.6 | 1.1 | 2.1 | - | - | - | 8.1 | 17.2 |
| 4. 6-9 | 1.1 | 1.0 | 1.2 | 1.3 | - | 1.3 | 1.8 | 0.7 | 0.7 | 1.0 | 1.1 | - | - | - | 6.8 | 6.0 |
| 5. 10-19 | 0.9 | 0.6 | 0.8 | 0.8 | - | 0.6 | 0.8 | 0.5 | 1.7 | 0.8 | 0.4 | - | - | - | 5.7 | - |
| 6. 20-39 | 0.6 | 0.4 | 0.6 | 0.9 | - | 0.7 | 0.3 | 0.8 | 0.5 | 0.3 | 1.6 | - | - | - | 2.6 | 11.2 |
| 7. 40 or more | 1.1 | 1.0 | 0.8 | 0.7 | - | 1.3 | 0.5 | 0.9 | 1.9 | 0.7 | 1.1 | - | - | - | 5.9 | 13.5 |
| <i>Item 990 Subject A01b</i> | <i>N</i> 2119 | 908 | 1086 | 1333 | 222 | 393 | 546 | 710 | 470 | 1550 | 361 | 1006 | 524 | 208 | 315 | 34 |
| B050C: . . . during the last 30 days? | | | | | | | | | | | | | | | | |
| 1. 0 occasions | 95.8 | 96.2 | 96.1 | 95.4 | 99.4 | 96.8 | 94.9 | 95.1 | 96.9 | 96.8 | 94.7 | 100.0 | 100.0 | 96.7 | 77.9 | 61.0 |
| 2. 1-2 | 1.5 | 1.2 | 1.7 | 1.8 | 0.6 | 0.4 | 2.5 | 1.8 | 0.7 | 1.4 | 1.1 | - | - | 3.3 | 7.2 | 5.7 |
| 3. 3-5 | 0.9 | 1.3 | 0.7 | 1.1 | - | 0.3 | 1.3 | 1.5 | 0.2 | 0.7 | 1.5 | - | - | - | 5.6 | 7.3 |
| 4. 6-9 | 0.7 | 0.7 | 0.4 | 0.8 | - | 1.3 | 0.8 | 0.5 | 0.5 | 0.4 | 0.4 | - | - | - | 4.3 | 6.3 |
| 5. 10-19 | 0.3 | 0.1 | 0.3 | 0.4 | - | 0.3 | - | 0.1 | 0.7 | 0.2 | 0.7 | - | - | - | 1.4 | 4.0 |
| 6. 20-39 | 0.2 | - | 0.3 | 0.3 | - | 0.4 | - | 0.3 | 0.1 | 0.1 | 0.7 | - | - | - | 0.6 | 7.3 |
| 7. 40 or more | 0.6 | 0.5 | 0.5 | 0.2 | - | 0.4 | 0.5 | 0.6 | 0.9 | 0.4 | 1.0 | - | - | - | 3.1 | 8.5 |
| <i>Item 1000 Subject A01c</i> | <i>N</i> 2118 | 908 | 1086 | 1333 | 222 | 393 | 546 | 710 | 470 | 1550 | 361 | 1006 | 524 | 208 | 315 | 34 |
| IF YOU HAVE NOT TAKEN AMPHETAMINES IN THE LAST TWELVE MONTHS, GO TO Q.B059. | | | | | | | | | | | | | | | | |
| THE FOLLOWING QUESTIONS REFER ONLY TO TAKING AMPHETAMINES WITHOUT A DOCTOR'S ORDERS. IF YOU HAVE NOT DONE THIS IN THE LAST TWELVE MONTHS, GO TO Q.B059. | | | | | | | | | | | | | | | | |
| B051: When you used amphetamines during the last year, how often did you use them in each of the following situations? | | | | | | | | | | | | | | | | |
| B051A: When you were alone | | | | | | | | | | | | | | | | |
| 1. Not at all | 34.6 | 38.0 | 35.1 | 38.2 | 18.3 | 30.5 | 40.9 | 36.1 | 25.2 | 35.1 | 37.1 | - | - | 21.9 | 38.4 | 8.3 |
| 2. A few of the times | 30.6 | 35.8 | 29.0 | 29.0 | 53.0 | 34.4 | 25.3 | 38.8 | 16.6 | 30.2 | 40.6 | - | - | 26.5 | 29.1 | 49.0 |
| 3. Some of the times | 13.7 | 16.1 | 7.3 | 12.6 | - | 8.1 | 12.6 | 11.7 | 27.3 | 9.3 | 13.1 | - | - | 11.2 | 11.8 | 33.1 |
| 4. Most of the times | 7.5 | 6.1 | 8.7 | 7.2 | - | 6.4 | 7.1 | 4.3 | 16.7 | 8.0 | 6.3 | - | - | 3.7 | 7.7 | 9.7 |
| 5. Every time | 13.6 | 3.9 | 19.8 | 13.0 | 28.6 | 20.6 | 14.0 | 9.1 | 14.1 | 17.3 | 2.8 | - | - | 36.7 | 13.0 | - |
| <i>Item 2800 Subject A05a</i> | <i>N†</i> 142 | 50 | 74 | 107 | 4 | 29 | 40 | 50 | 22 | 86 | 26 | - | - | 12 | 114 | 14 |

†=excludes respondents for whom question was inappropriate.

MONITORING THE FUTURE

| QUESTIONNAIRE FORM 1 2002 | TOTAL | SEX | | RACE | | REGION | | | | COLLEGE PLANS? | | ILLCIT DRUG USE: LIFETIME | | | | | |
|---|-----------|------|------|-------|-------|--------|------|------|------|-------------------|------|---------------------------|------------------------|--------------|---------------|--------------------|----|
| | | M | F | White | Black | NE | NC | S | W | Yes | No | None | Mari- juana Only | Few Pills | More Pills | Any Her- oin | |
| <i>N (Weighted No. of Cases):</i> | 2251 | 941 | 1110 | 1362 | 233 | 439 | 561 | 749 | 502 | 1595 | 367 | 1021 | 548 | 214 | 325 | 37 | |
| <i>% of Weighted Total:</i> | 100.0 | 41.8 | 49.3 | 60.5 | 10.3 | 19.5 | 24.9 | 33.3 | 22.3 | 70.8 | 16.3 | 45.4 | 24.3 | 9.5 | 14.4 | 1.6 | |
| B051B: With just 1 or 2 other people | | | | | | | | | | | | | | | | | |
| 1. Not at all | 27.2 | 12.1 | 40.9 | 25.0 | 100.0 | 26.5 | 24.0 | 29.2 | 29.4 | 34.0 | 19.4 | - | - | 71.6 | 25.1 | - | |
| 2. A few of the times | 24.9 | 31.6 | 22.9 | 25.7 | - | 27.1 | 31.8 | 20.6 | 19.3 | 21.3 | 39.0 | - | - | 8.5 | 27.6 | 19.1 | |
| 3. Some of the times | 21.0 | 29.9 | 9.0 | 20.1 | - | 25.3 | 18.6 | 18.2 | 26.0 | 20.8 | 6.8 | - | - | - | 20.5 | 45.0 | |
| 4. Most of the times | 15.1 | 16.0 | 16.1 | 16.6 | - | 6.9 | 21.7 | 15.1 | 13.8 | 14.2 | 19.3 | - | - | 9.9 | 14.1 | 29.1 | |
| 5. Every time | 11.8 | 10.4 | 11.2 | 12.5 | - | 14.2 | 3.9 | 16.8 | 11.4 | 9.8 | 15.5 | - | - | 10.0 | 12.8 | 6.8 | |
| <i>Item 2810 Subject A05b</i> | <i>N†</i> | 141 | 49 | 74 | 107 | 4 | 29 | 40 | 50 | 22 | 86 | 26 | - | - | 12 | 114 | 14 |
| B051C: At a party | | | | | | | | | | | | | | | | | |
| 1. Not at all | 51.9 | 35.8 | 73.0 | 54.3 | 89.2 | 46.5 | 49.8 | 51.5 | 63.5 | 60.3 | 52.7 | - | - | 79.2 | 53.7 | 6.7 | |
| 2. A few of the times | 12.3 | 24.9 | 4.7 | 14.3 | - | 17.3 | 13.2 | 10.3 | 8.5 | 13.9 | 5.3 | - | - | - | 13.5 | 14.4 | |
| 3. Some of the times | 15.3 | 11.9 | 8.2 | 9.4 | - | 18.1 | 11.7 | 12.0 | 25.4 | 10.9 | 10.6 | - | - | - | 16.3 | 22.8 | |
| 4. Most of the times | 13.3 | 20.8 | 10.0 | 16.5 | - | 9.7 | 19.4 | 15.3 | 2.7 | 9.4 | 31.4 | - | - | 5.9 | 9.3 | 56.2 | |
| 5. Every time | 7.2 | 6.5 | 4.2 | 5.5 | 10.8 | 8.3 | 5.8 | 10.9 | - | 5.6 | - | - | - | 14.9 | 7.3 | - | |
| <i>Item 2820 Subject A05c</i> | <i>N†</i> | 141 | 50 | 73 | 107 | 4 | 29 | 39 | 50 | 22 | 86 | 26 | - | - | 12 | 114 | 13 |
| B051D: When your date or spouse was present | | | | | | | | | | | | | | | | | |
| 1. Not at all | 64.9 | 66.1 | 70.3 | 64.2 | 89.2 | 76.6 | 53.7 | 66.9 | 64.2 | 68.6 | 69.8 | - | - | 90.4 | 65.5 | 34.0 | |
| 2. A few of the times | 15.7 | 25.6 | 11.1 | 19.2 | - | 2.2 | 24.8 | 16.1 | 17.0 | 18.7 | 13.1 | - | - | - | 16.7 | 23.3 | |
| 3. Some of the times | 10.6 | 3.2 | 8.0 | 7.2 | - | 21.2 | 8.0 | 5.9 | 11.5 | 6.4 | 1.6 | - | - | - | 10.0 | 25.0 | |
| 4. Most of the times | 5.1 | 5.1 | 6.3 | 6.7 | - | - | 7.5 | 5.8 | 5.8 | 5.4 | 9.9 | - | - | 9.6 | 3.1 | 17.7 | |
| 5. Every time | 3.8 | - | 4.2 | 2.5 | 10.8 | - | 6.0 | 5.2 | 1.5 | 0.9 | 5.6 | - | - | - | 4.7 | - | |
| <i>Item 2830 Subject A05b</i> | <i>N†</i> | 140 | 48 | 74 | 106 | 4 | 29 | 38 | 50 | 22 | 86 | 25 | - | - | 12 | 113 | 14 |
| B051E: When people over age 30 were present | | | | | | | | | | | | | | | | | |
| 1. Not at all | 64.9 | 69.4 | 69.1 | 67.9 | 71.4 | 76.0 | 59.2 | 55.5 | 81.6 | 68.1 | 65.0 | - | - | 64.9 | 69.4 | 24.4 | |
| 2. A few of the times | 9.7 | 9.2 | 7.9 | 8.3 | - | 1.6 | 15.6 | 11.6 | 5.6 | 10.9 | 7.0 | - | - | 5.9 | 10.5 | 7.2 | |
| 3. Some of the times | 14.4 | 14.7 | 11.5 | 13.3 | - | 22.4 | 12.0 | 12.4 | 12.9 | 8.5 | 28.0 | - | - | 3.7 | 9.5 | 65.5 | |
| 4. Most of the times | 5.2 | 6.7 | 3.3 | 6.0 | - | - | 8.0 | 8.4 | - | 5.4 | - | - | - | - | 6.5 | - | |
| 5. Every time | 5.8 | - | 8.1 | 4.5 | 28.6 | - | 5.1 | 12.2 | - | 7.1 | - | - | - | 25.5 | 4.0 | 2.9 | |
| <i>Item 2840 Subject A05b</i> | <i>N†</i> | 142 | 50 | 74 | 107 | 4 | 29 | 40 | 50 | 22 | 86 | 26 | - | - | 12 | 114 | 14 |
| B051F: During the daytime (before 4:00 p.m.) | | | | | | | | | | | | | | | | | |
| 1. Not at all | 29.9 | 32.7 | 32.4 | 32.0 | 47.0 | 25.6 | 36.0 | 31.0 | 22.1 | 30.0 | 43.0 | - | - | 39.1 | 28.8 | 23.6 | |
| 2. A few of the times | 17.3 | 16.0 | 15.9 | 16.6 | - | 15.4 | 21.7 | 22.7 | - | 15.7 | 17.3 | - | - | 16.6 | 19.4 | 2.9 | |
| 3. Some of the times | 22.6 | 33.9 | 13.0 | 23.6 | - | 20.1 | 22.4 | 16.7 | 39.5 | 19.3 | 31.4 | - | - | - | 22.9 | 42.2 | |
| 4. Most of the times | 13.3 | 9.4 | 16.7 | 10.6 | 24.4 | 23.0 | 7.8 | 10.0 | 18.1 | 16.3 | 4.5 | - | - | - | 12.7 | 31.3 | |
| 5. Every time | 16.9 | 8.0 | 22.0 | 17.2 | 28.6 | 15.9 | 12.2 | 19.7 | 20.2 | 18.7 | 3.8 | - | - | 44.3 | 16.2 | - | |
| <i>Item 2850 Subject A05c</i> | <i>N†</i> | 142 | 50 | 74 | 107 | 4 | 29 | 40 | 50 | 22 | 86 | 26 | - | - | 12 | 114 | 14 |
| B051G: At your home (or apartment or dorm) | | | | | | | | | | | | | | | | | |
| 1. Not at all | 32.3 | 39.1 | 32.5 | 34.4 | 18.3 | 35.6 | 35.4 | 32.4 | 22.3 | 32.5 | 46.8 | - | - | 27.6 | 33.5 | 20.2 | |
| 2. A few of the times | 13.3 | 13.3 | 14.2 | 10.6 | 28.6 | 5.1 | 18.9 | 12.9 | 15.3 | 13.8 | 12.5 | - | - | 22.2 | 13.4 | 6.3 | |
| 3. Some of the times | 23.0 | 30.3 | 11.4 | 21.5 | - | 24.6 | 14.6 | 22.6 | 36.8 | 23.1 | 9.4 | - | - | - | 23.6 | 41.0 | |
| 4. Most of the times | 13.9 | 10.6 | 18.1 | 16.5 | 24.4 | 14.6 | 19.4 | 12.8 | 5.8 | 9.4 | 24.8 | - | - | - | 13.3 | 32.5 | |
| 5. Every time | 17.4 | 6.7 | 23.9 | 17.1 | 28.6 | 20.2 | 11.6 | 19.3 | 19.7 | 21.2 | 6.5 | - | - | 50.2 | 16.2 | - | |
| <i>Item 2860 Subject A05c</i> | <i>N†</i> | 142 | 50 | 74 | 107 | 4 | 29 | 40 | 50 | 22 | 86 | 26 | - | - | 12 | 114 | 14 |
| B051H: At school | | | | | | | | | | | | | | | | | |
| 1. Not at all | 43.4 | 38.9 | 49.7 | 43.4 | 73.6 | 40.6 | 43.2 | 38.8 | 58.1 | 40.9 | 59.3 | - | - | 71.2 | 43.8 | 12.8 | |
| 2. A few of the times | 22.0 | 16.7 | 24.5 | 23.8 | - | 11.4 | 30.6 | 24.6 | 13.7 | 22.8 | 15.1 | - | - | 18.9 | 24.1 | 10.7 | |
| 3. Some of the times | 15.4 | 14.9 | 12.2 | 12.8 | 26.4 | 16.9 | 13.7 | 15.2 | 17.3 | 15.1 | 10.1 | - | - | - | 15.5 | 28.6 | |
| 4. Most of the times | 15.6 | 24.5 | 11.9 | 16.5 | - | 23.2 | 9.7 | 18.1 | 10.9 | 18.0 | 11.7 | - | - | - | 14.1 | 41.5 | |
| 5. Every time | 3.5 | 5.0 | 1.6 | 3.5 | - | 7.9 | 2.9 | 3.3 | - | 3.2 | 3.9 | - | - | 9.9 | 2.5 | 6.5 | |
| <i>Item 2880 Subject A05c</i> | <i>N†</i> | 142 | 52 | 73 | 108 | 4 | 27 | 40 | 53 | 22 | 88 | 25 | - | - | 12 | 114 | 15 |
| B051I: In a car | | | | | | | | | | | | | | | | | |
| 1. Not at all | 58.8 | 45.3 | 73.3 | 60.1 | 73.6 | 63.6 | 54.7 | 61.2 | 54.6 | 65.9 | 53.8 | - | - | 83.5 | 60.3 | 21.6 | |
| 2. A few of the times | 14.0 | 15.4 | 11.1 | 11.8 | 26.4 | 13.7 | 11.6 | 13.6 | 19.7 | 11.9 | 12.9 | - | - | 6.6 | 14.1 | 21.0 | |
| 3. Some of the times | 19.1 | 28.5 | 9.3 | 18.7 | - | 17.0 | 24.5 | 14.4 | 22.9 | 14.9 | 23.9 | - | - | - | 18.8 | 39.8 | |
| 4. Most of the times | 6.3 | 10.8 | 4.7 | 8.3 | - | 5.7 | 7.3 | 7.3 | 2.8 | 6.0 | 9.4 | - | - | - | 5.6 | 17.7 | |
| 5. Every time | 1.7 | - | 1.6 | 1.1 | - | - | 1.8 | 3.4 | - | 1.4 | - | - | - | 9.9 | 1.1 | - | |
| <i>Item 2890 Subject A05c</i> | <i>N†</i> | 141 | 49 | 74 | 107 | 4 | 29 | 40 | 50 | 22 | 86 | 26 | - | - | 12 | 114 | 14 |

†=excludes respondents for whom question was inappropriate.

DESCRIPTIVE RESULTS: 2002

71

| QUESTIONNAIRE FORM 1 2002 | TOTAL | SEX | | RACE | | REGION | | | | COLLEGE PLANS? | | ILLICIT DRUG USE: LIFETIME | | | | |
|---|---------------|-------------|--------------|--------------|-------------|-------------|-------------|-------------|-------------|-------------------|-------------|----------------------------|------------------------|--------------|---------------|--------------------|
| | | M | F | White | Black | NE | NC | S | W | Yes | No | None | Mari- juana Only | Few Pills | More Pills | Any Her- oin |
| <i>N (Weighted No. of Cases):</i> <i>% of Weighted Total:</i> | 2251 100.0 | 941 41.8 | 1110 49.3 | 1362 60.5 | 233 10.3 | 439 19.5 | 561 24.9 | 749 33.3 | 502 22.3 | 1595 70.8 | 367 16.3 | 1021 45.4 | 548 24.3 | 214 9.5 | 325 14.4 | 37 1.6 |
| B052: How many of the times when you used amphetamines during the last year did you use them along with each of the following drugs—that is, so that their effects overlapped? | | | | | | | | | | | | | | | | |
| B052A: With alcohol | | | | | | | | | | | | | | | | |
| 1. Not at all | 53.8 | 38.7 | 68.9 | 54.7 | 100.0 | 49.9 | 43.5 | 61.9 | 57.6 | 58.8 | 50.7 | - | - | 82.5 | 51.7 | 45.3 |
| 2. A few of the times | 15.8 | 11.1 | 16.5 | 13.6 | - | 22.3 | 11.9 | 16.6 | 12.3 | 15.1 | 16.5 | - | - | - | 17.2 | 18.4 |
| 3. Some of the times | 16.0 | 21.8 | 8.2 | 15.6 | - | 7.4 | 19.1 | 15.4 | 22.9 | 13.9 | 7.4 | - | - | 17.5 | 14.4 | 26.7 |
| 4. Most of the times | 8.2 | 15.7 | 3.6 | 8.2 | - | 14.1 | 17.2 | 2.0 | - | 6.5 | 16.6 | - | - | - | 9.1 | 8.2 |
| 5. Every time | 6.2 | 12.7 | 2.9 | 7.8 | - | 6.3 | 8.4 | 4.1 | 7.1 | 5.7 | 8.8 | - | - | - | 7.6 | 1.3 |
| <i>Item 2900 Subject A01h</i> | <i>N†</i> 144 | 51 | 76 | 111 | 4 | 28 | 40 | 54 | 22 | 90 | 26 | - | - | 12 | 115 | 16 |
| B052B: With marijuana | | | | | | | | | | | | | | | | |
| 1. Not at all | 52.9 | 33.4 | 74.7 | 52.4 | 100.0 | 51.2 | 49.2 | 53.4 | 60.1 | 61.8 | 46.7 | - | - | 80.6 | 51.4 | 40.5 |
| 2. A few of the times | 12.1 | 19.4 | 8.2 | 15.4 | - | 7.6 | 21.0 | 10.6 | 6.9 | 9.4 | 18.3 | - | - | 1.9 | 14.7 | 2.9 |
| 3. Some of the times | 12.2 | 10.7 | 5.5 | 8.6 | - | 17.7 | 5.3 | 8.6 | 24.3 | 8.2 | 6.3 | - | - | 17.5 | 9.7 | 25.1 |
| 4. Most of the times | 13.1 | 25.7 | 5.4 | 14.4 | - | 13.0 | 18.9 | 14.0 | 1.5 | 15.7 | 16.3 | - | - | - | 12.9 | 24.3 |
| 5. Every time | 9.7 | 10.7 | 6.1 | 9.3 | - | 10.5 | 5.5 | 13.3 | 7.1 | 5.0 | 12.5 | - | - | - | 11.2 | 7.1 |
| <i>Item 2910 Subject A01h</i> | <i>N†</i> 138 | 51 | 71 | 107 | 4 | 28 | 36 | 52 | 22 | 85 | 26 | - | - | 12 | 109 | 16 |
| B052C: With LSD | | | | | | | | | | | | | | | | |
| 1. Not at all | 91.4 | 84.5 | 99.0 | 92.1 | 100.0 | 97.8 | 83.2 | 95.2 | 88.5 | 92.8 | 92.4 | - | - | 100.0 | 91.7 | 81.7 |
| 2. A few of the times | 1.6 | 3.1 | 1.0 | 2.1 | - | 2.2 | 4.4 | - | - | 1.9 | 1.6 | - | - | - | 1.7 | 2.6 |
| 3. Some of the times | 1.8 | - | - | - | - | - | - | - | 11.5 | - | - | - | - | - | 2.3 | - |
| 4. Most of the times | 5.2 | 12.4 | - | 5.7 | - | - | 12.4 | 4.8 | - | 5.3 | 6.0 | - | - | - | 4.2 | 15.8 |
| 5. Every time | - | - | - | - | - | - | - | - | - | - | - | - | - | - | - | - |
| <i>Item 2920 Subject A01h</i> | <i>N†</i> 140 | 50 | 74 | 107 | 4 | 28 | 38 | 52 | 22 | 88 | 26 | - | - | 12 | 111 | 16 |
| B052D: With hallucinogens other than LSD | | | | | | | | | | | | | | | | |
| 1. Not at all | 90.9 | 80.1 | 100.0 | 90.6 | 100.0 | 95.2 | 87.7 | 91.9 | 88.5 | 92.2 | 95.2 | - | - | 100.0 | 92.5 | 73.3 |
| 2. A few of the times | 1.2 | 3.2 | - | 1.5 | - | 1.4 | 2.0 | 0.9 | - | 1.4 | 1.7 | - | - | - | 0.4 | 6.9 |
| 3. Some of the times | 3.1 | 3.5 | - | 1.7 | - | 3.4 | 2.2 | - | 11.5 | 1.1 | - | - | - | - | 3.2 | 4.8 |
| 4. Most of the times | 4.2 | 11.7 | - | 5.5 | - | - | 6.0 | 7.1 | - | 5.3 | - | - | - | - | 3.1 | 15.0 |
| 5. Every time | 0.5 | 1.5 | - | 0.7 | - | - | 2.0 | - | - | - | 3.1 | - | - | - | 0.7 | - |
| <i>Item 2930 Subject A01h</i> | <i>N†</i> 138 | 50 | 72 | 105 | 4 | 28 | 36 | 52 | 22 | 87 | 23 | - | - | 12 | 108 | 16 |
| B053: What have been the most important reasons for your taking amphetamines without a doctor's orders? (Mark all that apply.) | | | | | | | | | | | | | | | | |
| A. To experiment—to see what it's like | 49.5 | 62.8 | 40.5 | 53.0 | 26.4 | 39.8 | 58.5 | 53.3 | 36.6 | 53.4 | 35.2 | - | - | 19.1 | 54.6 | 38.7 |
| B. To relax or relieve tension | 25.8 | 24.1 | 26.4 | 24.9 | 11.6 | 32.8 | 25.6 | 29.4 | 7.0 | 21.0 | 40.0 | - | - | 20.4 | 22.5 | 53.3 |
| C. To feel good or get high | 44.2 | 55.8 | 32.6 | 44.6 | 11.6 | 43.3 | 47.7 | 45.6 | 35.3 | 38.7 | 54.8 | - | - | 7.6 | 44.9 | 67.6 |
| D. To seek deeper insights and understanding | 6.1 | 5.5 | 3.2 | 4.1 | 11.6 | 9.1 | 5.9 | 5.7 | 3.0 | 2.5 | 6.9 | - | - | - | 7.0 | 4.3 |
| E. To have a good time with my friends | 27.8 | 32.6 | 20.7 | 27.4 | 11.6 | 35.9 | 32.2 | 21.4 | 24.6 | 20.5 | 41.1 | - | - | 5.7 | 28.7 | 38.5 |
| F. To fit in with a group I like | 2.2 | 4.8 | 0.9 | 2.9 | - | - | 7.4 | - | 1.5 | 3.5 | - | - | - | - | 2.8 | - |
| G. To get away from my problems or troubles | 17.1 | 12.4 | 17.4 | 14.4 | 26.4 | 15.2 | 16.4 | 24.7 | 1.7 | 15.7 | 23.9 | - | - | 17.5 | 14.2 | 37.3 |
| H. Because of boredom, nothing else to do | 20.4 | 37.3 | 8.4 | 22.3 | - | 25.7 | 27.1 | 19.3 | 3.2 | 19.8 | 27.5 | - | - | 1.9 | 22.1 | 23.3 |
| I. Because of anger or frustration | 15.1 | 15.8 | 11.4 | 14.0 | - | 12.5 | 15.9 | 21.0 | 1.5 | 12.5 | 15.5 | - | - | 17.5 | 12.3 | 32.5 |
| J. To get through the day | 24.5 | 19.8 | 25.3 | 23.0 | 26.4 | 22.3 | 21.0 | 32.3 | 13.6 | 26.6 | 15.4 | - | - | 13.7 | 23.4 | 40.1 |
| K. To increase the effects of some other drug(s) | 13.4 | 20.2 | 7.7 | 12.8 | - | 23.0 | 14.6 | 12.4 | - | 11.6 | 10.5 | - | - | 8.5 | 11.5 | 30.4 |
| L. To decrease (offset) the effects of some other drug(s) | 2.3 | 5.9 | - | 2.7 | - | 2.1 | 5.5 | 0.9 | - | 2.9 | 1.5 | - | - | - | 2.3 | 3.7 |
| M. To stay awake | 50.8 | 55.4 | 44.2 | 53.9 | 26.4 | 34.4 | 61.0 | 58.7 | 34.0 | 45.3 | 59.2 | - | - | 13.6 | 53.5 | 57.6 |
| N. To get more energy | 60.9 | 65.5 | 55.3 | 63.7 | 26.4 | 62.4 | 60.8 | 68.1 | 40.1 | 58.5 | 65.7 | - | - | 18.0 | 65.1 | 61.9 |
| O. To help me lose weight | 42.1 | 19.6 | 60.7 | 41.7 | 88.4 | 33.7 | 42.0 | 40.5 | 58.6 | 47.9 | 35.6 | - | - | 68.7 | 41.4 | 29.1 |
| P. Because I am "hooked"—I feel I have to have them | 3.3 | 6.9 | 0.5 | 3.5 | - | 5.9 | 7.8 | - | - | 2.8 | 5.1 | - | - | - | 3.0 | 8.2 |
| <i>Item 2940-3090 Subject A06a</i> | <i>N†</i> 142 | 51 | 77 | 112 | 4 | 29 | 39 | 54 | 21 | 91 | 26 | - | - | 12 | 113 | 16 |

†=excludes respondents for whom question was inappropriate.

MONITORING THE FUTURE

| QUESTIONNAIRE FORM 1 2002 | TOTAL | SEX | | RACE | | REGION | | | | COLLEGE PLANS? | | ILLICIT DRUG USE: LIFETIME | | | | |
|---|-------|------|------|-------|-------|--------|------|------|------|-------------------|------|----------------------------|------------------------|--------------|---------------|--------------------|
| | | M | F | White | Black | NE | NC | S | W | Yes | No | None | Mari- juana Only | Few Pills | More Pills | Any Her- oin |
| <i>N (Weighted No. of Cases):</i> | 2251 | 941 | 1110 | 1362 | 233 | 439 | 561 | 749 | 502 | 1595 | 367 | 1021 | 548 | 214 | 325 | 37 |
| <i>% of Weighted Total:</i> | 100.0 | 41.8 | 49.3 | 60.5 | 10.3 | 19.5 | 24.9 | 33.3 | 22.3 | 70.8 | 16.3 | 45.4 | 24.3 | 9.5 | 14.4 | 1.6 |
| B054: When you take amphetamines, how high do you usually get? | | | | | | | | | | | | | | | | |
| 1. Not at all high | 15.5 | 13.9 | 19.0 | 17.2 | - | 14.8 | 12.8 | 19.3 | 11.7 | 20.7 | - | - | - | - | 19.2 | - |
| 2. A little high | 24.1 | 15.5 | 28.6 | 23.4 | 11.6 | 32.6 | 23.6 | 28.5 | 5.0 | 21.9 | 29.3 | - | - | 12.7 | 24.0 | 40.2 |
| 3. Moderately high | 18.8 | 36.5 | 5.8 | 22.5 | - | 12.0 | 23.3 | 20.2 | 17.0 | 18.4 | 20.6 | - | - | 24.9 | 17.9 | 26.5 |
| 4. Very high | 14.9 | 17.3 | 11.7 | 14.5 | - | 10.9 | 21.7 | 10.7 | 18.5 | 10.1 | 26.7 | - | - | - | 15.5 | 25.6 |
| 5. I don't take them to get high | 26.7 | 16.8 | 35.0 | 22.4 | 88.4 | 29.7 | 18.6 | 21.3 | 47.8 | 28.9 | 23.4 | - | - | 62.4 | 23.3 | 7.8 |
| <i>Item 3100 Subject A01e</i> <i>N†</i> | 145 | 54 | 77 | 111 | 4 | 29 | 38 | 54 | 24 | 93 | 26 | - | - | 11 | 112 | 16 |
| B055: When you take amphetamines, how long do you usually stay high? | | | | | | | | | | | | | | | | |
| 1. Usually don't get high | 36.8 | 20.7 | 50.5 | 37.1 | 62.0 | 35.5 | 30.0 | 35.4 | 55.9 | 41.4 | 24.1 | - | - | 58.2 | 39.6 | - |
| 2. One to two hours | 18.3 | 15.4 | 19.6 | 17.6 | 11.6 | 21.1 | 19.5 | 21.1 | 4.5 | 15.7 | 21.9 | - | - | 19.4 | 20.7 | 2.4 |
| 3. Three to six hours | 22.5 | 26.4 | 20.2 | 21.7 | 26.4 | 23.8 | 26.6 | 18.6 | 23.4 | 23.3 | 25.7 | - | - | 22.4 | 19.3 | 45.0 |
| 4. Seven to 24 hours | 17.3 | 27.6 | 9.3 | 18.2 | - | 14.1 | 18.9 | 18.1 | 16.3 | 17.7 | 18.4 | - | - | - | 14.0 | 52.6 |
| 5. More than 24 hours | 5.1 | 9.9 | 0.5 | 5.4 | - | 5.5 | 5.0 | 6.8 | - | 1.8 | 9.9 | - | - | - | 6.4 | - |
| <i>Item 3110 Subject A01f</i> <i>N†</i> | 141 | 51 | 77 | 111 | 4 | 29 | 39 | 54 | 20 | 90 | 26 | - | - | 12 | 112 | 16 |
| B056: What amphetamines have you taken during the last year without a doctor's orders? (Mark all that apply.) | | | | | | | | | | | | | | | | |
| A. Benzedrine | 8.5 | 10.0 | 5.3 | 5.8 | - | 5.6 | 4.9 | 15.3 | 1.6 | 5.4 | 14.7 | - | - | 6.6 | 5.0 | 32.5 |
| B. Dexedrine | 15.7 | 25.4 | 8.7 | 15.1 | - | 9.1 | 11.1 | 26.1 | 6.7 | 16.0 | 13.8 | - | - | - | 11.7 | 53.6 |
| C. Methedrine | 3.3 | 6.1 | - | 3.2 | - | 1.4 | 2.8 | 5.9 | - | 2.9 | 1.6 | - | - | - | 1.5 | 17.5 |
| D. Ritalin (Methylphenidate) | 38.4 | 57.3 | 23.7 | 39.4 | - | 40.6 | 38.2 | 38.6 | 35.4 | 41.9 | 22.4 | - | - | 25.4 | 36.7 | 60.5 |
| E. Preludin | 0.8 | - | - | - | - | - | 2.8 | - | - | - | - | - | - | - | 1.0 | - |
| F. Dexamyl | 2.8 | 6.0 | - | 2.7 | - | 1.3 | 2.8 | 4.9 | - | 3.3 | - | - | - | - | 1.3 | 15.0 |
| G. Methamphetamine | 20.1 | 35.5 | 8.0 | 19.6 | - | 13.5 | 19.6 | 24.3 | 19.7 | 17.4 | 19.8 | - | - | - | 19.8 | 37.0 |
| H. Crystal meth | 32.6 | 51.5 | 19.5 | 36.7 | - | 13.9 | 38.6 | 39.5 | 30.7 | 24.3 | 55.3 | - | - | - | 33.7 | 50.4 |
| I. Other | 48.8 | 45.4 | 50.7 | 48.2 | 64.9 | 45.8 | 42.3 | 63.0 | 28.5 | 50.6 | 43.4 | - | - | 65.1 | 47.2 | 48.9 |
| J. Don't know the names of some amphetamines I have used | 35.6 | 22.0 | 40.7 | 33.9 | 35.1 | 39.1 | 43.7 | 26.1 | 40.0 | 35.0 | 29.3 | - | - | 27.0 | 38.4 | 21.8 |
| <i>Item 3120-3200 Subject A01i</i> <i>N†</i> | 137 | 47 | 76 | 107 | 3 | 29 | 37 | 51 | 20 | 87 | 25 | - | - | 12 | 108 | 16 |
| B057: What methods have you used for taking amphetamines during the last year? (Mark all that apply.) | | | | | | | | | | | | | | | | |
| A. By mouth | 87.1 | 90.1 | 85.7 | 86.2 | 88.4 | 90.1 | 81.7 | 88.8 | 88.5 | 89.8 | 79.6 | - | - | 100.0 | 84.9 | 92.0 |
| B. Smoking | 24.6 | 40.8 | 14.9 | 26.0 | 11.6 | 4.2 | 34.3 | 24.2 | 36.5 | 21.8 | 35.8 | - | - | 1.9 | 28.0 | 19.3 |
| C. Injection | 1.4 | - | - | - | - | - | 4.9 | - | - | - | - | - | - | - | 1.7 | - |
| D. Other | 27.5 | 28.8 | 19.7 | 24.8 | - | 27.9 | 28.3 | 30.5 | 17.5 | 23.2 | 29.1 | - | - | - | 30.2 | 30.8 |
| <i>Item 3210-3230 Subject A05d</i> <i>N†</i> | 140 | 50 | 77 | 110 | 4 | 29 | 39 | 53 | 20 | 90 | 26 | - | - | 12 | 111 | 16 |
| B058: Have you ever tried to stop using amphetamines and found that you couldn't stop? | | | | | | | | | | | | | | | | |
| 1. Yes | 9.5 | 4.6 | 10.3 | 5.5 | - | 5.4 | 15.2 | 5.2 | 16.0 | 7.3 | 14.0 | - | - | 12.7 | 9.9 | 4.8 |
| 2. No | 90.5 | 95.4 | 89.7 | 94.5 | 100.0 | 94.6 | 84.8 | 94.8 | 84.0 | 92.7 | 86.0 | - | - | 87.3 | 90.1 | 95.2 |
| <i>Item 3240 Subject A01i</i> <i>N†</i> | 142 | 51 | 77 | 111 | 4 | 29 | 39 | 54 | 20 | 90 | 26 | - | - | 12 | 113 | 16 |
| B059: Do you think you will be using amphetamines without a doctor's orders five years from now? | | | | | | | | | | | | | | | | |
| 1. I definitely will | 1.1 | 1.2 | 0.9 | 0.6 | 2.5 | 0.7 | 1.5 | 1.0 | 1.0 | 0.8 | 2.1 | 0.7 | 1.3 | 1.0 | 0.5 | 11.1 |
| 2. I probably will | 3.2 | 2.1 | 2.9 | 2.7 | 0.6 | 2.2 | 2.8 | 3.3 | 4.2 | 2.6 | 2.9 | 0.5 | 0.9 | 3.4 | 14.0 | 20.9 |
| 3. I probably will not | 16.8 | 14.5 | 19.0 | 17.1 | 8.1 | 20.4 | 15.7 | 16.5 | 15.5 | 16.8 | 16.2 | 9.3 | 13.5 | 34.9 | 34.2 | 26.2 |
| 4. I definitely will not | 79.0 | 82.3 | 77.2 | 79.7 | 88.8 | 76.7 | 80.0 | 79.2 | 79.3 | 79.8 | 78.8 | 89.5 | 84.3 | 60.8 | 51.3 | 41.7 |
| <i>Item 3250 Subject A04a</i> <i>N</i> | 2093 | 907 | 1075 | 1320 | 218 | 385 | 533 | 702 | 473 | 1546 | 354 | 994 | 511 | 202 | 303 | 35 |
| The next questions are about QUAALUDES (Methaqualone). | | | | | | | | | | | | | | | | |
| Quaaludes are sometimes called: soapers, quads, ludes. | | | | | | | | | | | | | | | | |
| B060: On how many occasions (if any) have you taken quaaludes on your own— that is, without a doctor telling you to take them . . . | | | | | | | | | | | | | | | | |

†=excludes respondents for whom question was inappropriate.

| QUESTIONNAIRE FORM 1 2002 | TOTAL | SEX | | RACE | | REGION | | | | COLLEGE PLANS? | | ILLCIT DRUG USE: LIFETIME | | | | |
|--|----------|-------------|------------|-------------|-------------|------------|------------|------------|------------|-------------------|------------|---------------------------|------------------------|--------------|---------------|--------------------|
| | | M | F | White | Black | NE | NC | S | W | Yes | No | None | Mari- juana Only | Few Pills | More Pills | Any Her- oin |
| <i>N (Weighted No. of Cases):</i> | 2251 | 941 | 1110 | 1362 | 233 | 439 | 561 | 749 | 502 | 1595 | 367 | 1021 | 548 | 214 | 325 | 37 |
| <i>% of Weighted Total:</i> | 100.0 | 41.8 | 49.3 | 60.5 | 10.3 | 19.5 | 24.9 | 33.3 | 22.3 | 70.8 | 16.3 | 45.4 | 24.3 | 9.5 | 14.4 | 1.6 |
| B060A: . . . in your lifetime? | | | | | | | | | | | | | | | | |
| 1. 0 occasions | 98.5 | 98.5 | 98.8 | 98.6 | 99.9 | 98.4 | 98.1 | 98.4 | 98.9 | 98.9 | 97.7 | 100.0 | 100.0 | 98.0 | 93.4 | 76.8 |
| 2. 1-2 | 1.0 | 0.7 | 1.0 | 1.0 | 0.1 | 0.9 | 0.7 | 1.4 | 0.6 | 0.6 | 1.7 | - | - | 2.0 | 3.6 | 17.5 |
| 3. 3-5 | 0.2 | 0.3 | 0.2 | 0.1 | - | 0.3 | 0.1 | 0.1 | 0.5 | 0.3 | - | - | - | - | 1.1 | 4.4 |
| 4. 6-9 | 0.1 | - | 0.1 | 0.1 | - | 0.2 | 0.1 | - | - | * | - | - | - | - | 0.5 | - |
| 5. 10-19 | 0.1 | 0.2 | - | 0.1 | - | - | 0.3 | - | - | - | 0.4 | - | - | - | 0.5 | - |
| 6. 20-39 | * | * | - | * | - | 0.1 | - | - | - | - | 0.1 | - | - | - | - | 1.3 |
| 7. 40 or more | 0.2 | 0.2 | - | 0.2 | - | - | 0.6 | - | - | 0.1 | - | - | - | - | 1.0 | - |
| <i>Item 1010 Subject A01a</i> | <i>N</i> | <i>2098</i> | <i>897</i> | <i>1092</i> | <i>1322</i> | <i>391</i> | <i>532</i> | <i>707</i> | <i>467</i> | <i>1548</i> | <i>358</i> | <i>991</i> | <i>522</i> | <i>205</i> | <i>313</i> | <i>31</i> |
| B060B: . . . during the last 12 months? | | | | | | | | | | | | | | | | |
| 1. 0 occasions | 99.1 | 99.0 | 99.2 | 99.0 | 99.9 | 99.0 | 98.9 | 98.9 | 99.5 | 99.2 | 98.8 | 100.0 | 100.0 | 99.8 | 95.5 | 83.2 |
| 2. 1-2 | 0.6 | 0.4 | 0.7 | 0.8 | 0.1 | 0.6 | 0.5 | 1.1 | - | 0.4 | 1.1 | - | - | 0.2 | 2.7 | 12.4 |
| 3. 3-5 | 0.2 | 0.2 | 0.1 | - | - | 0.2 | 0.1 | - | 0.5 | 0.2 | - | - | - | - | 0.8 | 3.1 |
| 4. 6-9 | * | - | - | - | - | - | 0.2 | - | - | - | - | - | - | - | 0.3 | - |
| 5. 10-19 | * | * | - | * | - | 0.1 | - | - | - | - | 0.1 | - | - | - | - | 1.3 |
| 6. 20-39 | 0.1 | 0.2 | - | 0.2 | - | - | 0.4 | - | - | 0.1 | - | - | - | - | 0.7 | - |
| 7. 40 or more | - | - | - | - | - | - | - | - | - | - | - | - | - | - | - | - |
| <i>Item 1020 Subject A01b</i> | <i>N</i> | <i>2098</i> | <i>897</i> | <i>1092</i> | <i>1322</i> | <i>391</i> | <i>532</i> | <i>707</i> | <i>467</i> | <i>1548</i> | <i>358</i> | <i>991</i> | <i>522</i> | <i>205</i> | <i>313</i> | <i>31</i> |
| B060C: . . . during the last 30 days? | | | | | | | | | | | | | | | | |
| 1. 0 occasions | 99.7 | 99.5 | 99.9 | 99.9 | 99.9 | 99.6 | 99.4 | 100.0 | 99.5 | 99.8 | 99.5 | 100.0 | 100.0 | 99.8 | 98.3 | 95.6 |
| 2. 1-2 | 0.2 | 0.2 | 0.1 | 0.1 | 0.1 | 0.3 | 0.6 | - | - | 0.1 | 0.4 | - | - | 0.2 | 1.0 | 3.1 |
| 3. 3-5 | 0.1 | 0.2 | - | - | - | - | - | - | 0.5 | 0.1 | - | - | - | - | 0.7 | - |
| 4. 6-9 | * | * | - | * | - | 0.1 | - | - | - | - | 0.1 | - | - | - | - | 1.3 |
| 5. 10-19 | - | - | - | - | - | - | - | - | - | - | - | - | - | - | - | - |
| 6. 20-39 | - | - | - | - | - | - | - | - | - | - | - | - | - | - | - | - |
| 7. 40 or more | - | - | - | - | - | - | - | - | - | - | - | - | - | - | - | - |
| <i>Item 1030 Subject A01c</i> | <i>N</i> | <i>2098</i> | <i>897</i> | <i>1092</i> | <i>1322</i> | <i>391</i> | <i>532</i> | <i>707</i> | <i>467</i> | <i>1548</i> | <i>358</i> | <i>991</i> | <i>522</i> | <i>205</i> | <i>313</i> | <i>31</i> |
| The next questions are about BARBITURATES, which doctors sometimes prescribe to help people relax or get to sleep. Drugstores are not supposed to sell them without a prescription. | | | | | | | | | | | | | | | | |
| Barbiturates are sometimes called: downs, downers, goofballs, yellows, reds, blues, rainbows. They include the following drugs: Phenobarbital, Seconal, Tuinal, Nembutal, Luminal, Desbutal, Amytal. | | | | | | | | | | | | | | | | |
| B061: Have you ever taken barbiturates because a doctor told you to use them? | | | | | | | | | | | | | | | | |
| 1. No | 97.0 | 96.7 | 97.7 | 96.5 | 99.5 | 98.9 | 96.3 | 95.0 | 99.2 | 97.2 | 97.2 | 99.5 | 98.6 | 97.9 | 87.7 | 75.9 |
| 2. Yes, but I had already tried them on my own | 1.8 | 2.6 | 1.0 | 2.1 | 0.5 | 0.5 | 2.7 | 3.1 | 0.1 | 1.6 | 2.1 | - | 0.4 | 1.1 | 9.0 | 18.6 |
| 3. Yes, and it was the first time I took any | 1.1 | 0.7 | 1.4 | 1.4 | - | 0.7 | 1.0 | 1.9 | 0.7 | 1.2 | 0.6 | 0.5 | 0.9 | 1.0 | 3.3 | 5.4 |
| <i>Item 3280 Subject A01j</i> | <i>N</i> | <i>2096</i> | <i>902</i> | <i>1083</i> | <i>1328</i> | <i>385</i> | <i>537</i> | <i>701</i> | <i>472</i> | <i>1549</i> | <i>356</i> | <i>994</i> | <i>514</i> | <i>202</i> | <i>315</i> | <i>32</i> |
| B062: On how many occasions (if any) have you taken barbiturates on your own— that is, without a doctor telling you to take them . . . | | | | | | | | | | | | | | | | |
| B062A: . . . in your lifetime? | | | | | | | | | | | | | | | | |
| 1. 0 occasions | 95.6 | 95.9 | 96.0 | 95.1 | 99.6 | 97.4 | 95.2 | 93.4 | 98.0 | 96.3 | 94.8 | 100.0 | 100.0 | 95.3 | 78.5 | 53.8 |
| 2. 1-2 | 1.3 | 1.1 | 1.4 | 1.3 | - | 0.8 | 1.0 | 1.5 | 1.7 | 1.3 | 1.1 | - | - | 4.7 | 5.0 | 7.1 |
| 3. 3-5 | 1.1 | 0.9 | 1.3 | 1.4 | 0.4 | 0.9 | 1.5 | 1.7 | 0.1 | 1.0 | 1.9 | - | - | - | 6.5 | 10.5 |
| 4. 6-9 | 0.5 | 0.4 | 0.4 | 0.6 | - | 0.5 | 0.5 | 0.7 | 0.1 | 0.4 | 0.2 | - | - | - | 2.3 | 7.9 |
| 5. 10-19 | 0.4 | 0.6 | 0.3 | 0.5 | - | 0.1 | 0.4 | 0.8 | 0.1 | 0.4 | 0.8 | - | - | - | 1.2 | 16.6 |
| 6. 20-39 | 0.5 | 0.6 | 0.3 | 0.6 | - | 0.2 | 0.9 | 0.7 | - | 0.3 | 0.8 | - | - | - | 3.2 | 3.0 |
| 7. 40 or more | 0.5 | 0.5 | 0.4 | 0.5 | - | 0.1 | 0.4 | 1.1 | - | 0.3 | 0.4 | - | - | - | 3.2 | 1.2 |
| <i>Item 1040 Subject A01a</i> | <i>N</i> | <i>2108</i> | <i>902</i> | <i>1095</i> | <i>1330</i> | <i>390</i> | <i>537</i> | <i>712</i> | <i>468</i> | <i>1556</i> | <i>358</i> | <i>997</i> | <i>523</i> | <i>204</i> | <i>316</i> | <i>32</i> |

* = less than .05 percent.

MONITORING THE FUTURE

| QUESTIONNAIRE FORM 1 2002 | TOTAL | SEX | | RACE | | REGION | | | | COLLEGE PLANS? | | ILLCIT DRUG USE: LIFETIME | | | | |
|---|---------------|------|------|-------|-------|--------|------|------|------|-------------------|------|---------------------------|------------------------|--------------|---------------|--------------------|
| | | M | F | White | Black | NE | NC | S | W | Yes | No | None | Mari- juana Only | Few Pills | More Pills | Any Her- oin |
| <i>N (Weighted No. of Cases):</i> | 2251 | 941 | 1110 | 1362 | 233 | 439 | 561 | 749 | 502 | 1595 | 367 | 1021 | 548 | 214 | 325 | 37 |
| <i>% of Weighted Total:</i> | 100.0 | 41.8 | 49.3 | 60.5 | 10.3 | 19.5 | 24.9 | 33.3 | 22.3 | 70.8 | 16.3 | 45.4 | 24.3 | 9.5 | 14.4 | 1.6 |
| B062B: . . . during the last 12 months? | | | | | | | | | | | | | | | | |
| 1. 0 occasions | 97.0 | 96.8 | 97.6 | 96.7 | 99.6 | 97.7 | 96.6 | 95.4 | 99.3 | 97.6 | 96.1 | 100.0 | 100.0 | 99.0 | 84.2 | 63.9 |
| 2. 1-2 | 1.0 | 1.0 | 1.1 | 1.0 | 0.4 | 0.8 | 1.1 | 1.4 | 0.5 | 1.0 | 1.4 | - | - | 1.0 | 5.0 | 11.1 |
| 3. 3-5 | 0.8 | 0.9 | 0.4 | 1.0 | - | 1.0 | 1.2 | 0.7 | 0.1 | 0.6 | 0.9 | - | - | - | 4.1 | 9.4 |
| 4. 6-9 | 0.5 | 0.7 | 0.2 | 0.5 | - | 0.1 | 0.5 | 0.8 | 0.1 | 0.3 | 0.8 | - | - | - | 1.9 | 11.4 |
| 5. 10-19 | 0.4 | - | 0.5 | 0.2 | - | - | - | 1.1 | - | 0.3 | - | - | - | - | 2.5 | - |
| 6. 20-39 | 0.3 | 0.4 | 0.1 | 0.3 | - | 0.2 | 0.5 | 0.3 | - | 0.1 | 0.7 | - | - | - | 1.5 | 3.0 |
| 7. 40 or more | 0.2 | 0.2 | 0.1 | 0.2 | - | 0.1 | - | 0.4 | - | * | 0.1 | - | - | - | 0.9 | 1.2 |
| <i>Item 1050 Subject A01b</i> | <i>N</i> 2108 | 902 | 1096 | 1330 | 224 | 391 | 537 | 712 | 468 | 1555 | 358 | 997 | 523 | 205 | 315 | 32 |
| B062C: . . . during the last 30 days? | | | | | | | | | | | | | | | | |
| 1. 0 occasions | 98.2 | 98.2 | 98.6 | 98.1 | 100.0 | 98.7 | 98.5 | 96.6 | 99.8 | 98.6 | 98.0 | 100.0 | 100.0 | 100.0 | 90.1 | 78.0 |
| 2. 1-2 | 1.0 | 1.1 | 0.8 | 1.1 | - | 1.0 | 0.4 | 2.0 | 0.1 | 0.9 | 1.6 | - | - | - | 5.0 | 15.3 |
| 3. 3-5 | 0.5 | 0.3 | 0.3 | 0.4 | - | - | 0.6 | 0.9 | 0.1 | 0.4 | - | - | - | - | 3.1 | 2.5 |
| 4. 6-9 | 0.2 | 0.1 | 0.2 | 0.2 | - | 0.2 | 0.2 | 0.3 | - | 0.1 | - | - | - | - | 1.1 | 3.0 |
| 5. 10-19 | * | * | - | * | - | 0.1 | - | - | - | - | 0.1 | - | - | - | - | 1.2 |
| 6. 20-39 | 0.1 | 0.1 | - | 0.1 | - | - | 0.2 | - | - | - | 0.4 | - | - | - | 0.4 | - |
| 7. 40 or more | 0.1 | - | 0.1 | 0.1 | - | - | - | 0.2 | - | - | - | - | - | - | 0.3 | - |
| <i>Item 1060 Subject A01c</i> | <i>N</i> 2108 | 902 | 1095 | 1330 | 224 | 390 | 537 | 713 | 468 | 1555 | 358 | 997 | 523 | 204 | 315 | 32 |
| B063: Do you think you will be using barbiturates without a doctor's prescription five years from now? | | | | | | | | | | | | | | | | |
| 1. I definitely will | 1.5 | 1.5 | 1.4 | 0.9 | 1.7 | 0.8 | 1.8 | 0.9 | 2.7 | 1.3 | 1.9 | 1.1 | 1.5 | 1.3 | 1.4 | 15.5 |
| 2. I probably will | 1.2 | 1.1 | 1.2 | 1.1 | 1.2 | 0.6 | 1.6 | 1.8 | 0.5 | 1.3 | 1.0 | 0.4 | 0.6 | - | 5.6 | 2.6 |
| 3. I probably will not | 12.4 | 10.6 | 13.7 | 12.1 | 5.9 | 15.9 | 11.9 | 11.2 | 12.2 | 12.3 | 12.3 | 7.8 | 11.4 | 20.2 | 25.1 | 13.3 |
| 4. I definitely will not | 84.8 | 86.8 | 83.6 | 85.9 | 91.3 | 82.7 | 84.7 | 86.2 | 84.7 | 85.2 | 84.7 | 90.7 | 86.5 | 78.5 | 67.9 | 68.7 |
| <i>Item 3720 Subject A04a</i> | <i>N</i> 2103 | 907 | 1090 | 1333 | 223 | 388 | 539 | 704 | 472 | 1563 | 356 | 996 | 523 | 205 | 308 | 31 |
| The next questions are about TRANQUILIZERS, which doctors sometimes prescribe to calm people down, quiet their nerves, or relax their muscles. | | | | | | | | | | | | | | | | |
| They include the following drugs: Librium, Valium, Xanax, Equanil, Meprobamate, Serax, Atarax, Tranxene, Vistaril. | | | | | | | | | | | | | | | | |
| B064: Have you ever taken tranquilizers because a doctor told you to use them? | | | | | | | | | | | | | | | | |
| 1. No | 92.5 | 93.4 | 91.8 | 91.1 | 98.5 | 95.5 | 93.4 | 90.0 | 92.5 | 93.0 | 90.8 | 97.1 | 96.6 | 81.5 | 79.5 | 74.4 |
| 2. Yes, but I had already tried them on my own | 2.2 | 2.5 | 1.7 | 2.1 | 0.4 | 1.4 | 2.7 | 2.6 | 1.7 | 1.7 | 3.6 | - | 0.4 | 3.8 | 9.9 | 16.7 |
| 3. Yes, and it was the first time I took any | 5.4 | 4.1 | 6.5 | 6.8 | 1.0 | 3.1 | 3.9 | 7.4 | 5.8 | 5.3 | 5.6 | 2.9 | 3.0 | 14.8 | 10.6 | 9.0 |
| <i>Item 3730 Subject A01j</i> | <i>N</i> 2103 | 908 | 1090 | 1335 | 221 | 386 | 542 | 705 | 471 | 1562 | 356 | 994 | 520 | 204 | 310 | 34 |
| B065: On how many occasions (if any) have you taken tranquilizers on your own— that is, without a doctor telling you to take them . . . | | | | | | | | | | | | | | | | |
| B065A: . . . in your lifetime? | | | | | | | | | | | | | | | | |
| 1. 0 occasions | 90.9 | 92.3 | 90.9 | 89.7 | 98.9 | 92.3 | 92.2 | 86.5 | 94.8 | 92.2 | 88.7 | 100.0 | 100.0 | 78.6 | 59.3 | 35.5 |
| 2. 1-2 | 4.5 | 3.4 | 5.3 | 5.0 | 0.7 | 2.6 | 3.4 | 7.4 | 3.1 | 4.0 | 6.1 | - | - | 21.4 | 13.6 | 27.3 |
| 3. 3-5 | 1.6 | 2.0 | 1.0 | 1.7 | 0.4 | 2.1 | 1.1 | 2.4 | 0.7 | 1.3 | 1.8 | - | - | - | 10.4 | 5.8 |
| 4. 6-9 | 0.4 | 0.6 | 0.4 | 0.7 | - | 0.5 | 0.9 | 0.2 | 0.2 | 0.6 | - | - | - | - | 2.9 | 1.2 |
| 5. 10-19 | 1.5 | 1.0 | 1.4 | 1.8 | - | 1.2 | 1.3 | 2.1 | 1.0 | 1.1 | 2.3 | - | - | - | 7.9 | 19.7 |
| 6. 20-39 | 0.6 | 0.5 | 0.7 | 0.7 | - | 0.1 | 0.7 | 1.2 | - | 0.6 | 0.2 | - | - | - | 3.5 | 4.7 |
| 7. 40 or more | 0.5 | 0.3 | 0.3 | 0.4 | - | 1.2 | 0.4 | 0.3 | 0.2 | 0.1 | 0.9 | - | - | - | 2.4 | 5.8 |
| <i>Item 1070 Subject A01a</i> | <i>N</i> 2103 | 907 | 1096 | 1334 | 223 | 388 | 540 | 707 | 468 | 1563 | 357 | 997 | 517 | 207 | 309 | 34 |

*=less than .05 percent.

| QUESTIONNAIRE FORM 1 2002 | TOTAL | SEX | | RACE | | REGION | | | | COLLEGE PLANS? | | ILLICIT DRUG USE: LIFETIME | | | | |
|--|---------------|------|------|-------|-------|--------|------|------|------|-------------------|------|----------------------------|------------------------|--------------|---------------|--------------------|
| | | M | F | White | Black | NE | NC | S | W | Yes | No | None | Mari- juana Only | Few Pills | More Pills | Any Her- oin |
| <i>N (Weighted No. of Cases):</i> | 2251 | 941 | 1110 | 1362 | 233 | 439 | 561 | 749 | 502 | 1595 | 367 | 1021 | 548 | 214 | 325 | 37 |
| <i>% of Weighted Total:</i> | 100.0 | 41.8 | 49.3 | 60.5 | 10.3 | 19.5 | 24.9 | 33.3 | 22.3 | 70.8 | 16.3 | 45.4 | 24.3 | 9.5 | 14.4 | 1.6 |
| B065B: . . . during the last 12 months? | | | | | | | | | | | | | | | | |
| 1. 0 occasions | 94.6 | 95.2 | 95.0 | 93.7 | 99.4 | 95.8 | 95.2 | 92.2 | 96.2 | 95.3 | 94.0 | 100.0 | 100.0 | 92.5 | 72.9 | 54.7 |
| 2. 1-2 | 2.8 | 2.8 | 2.8 | 3.4 | 0.2 | 1.3 | 2.6 | 4.0 | 2.6 | 2.8 | 3.2 | - | - | 7.5 | 11.9 | 21.9 |
| 3. 3-5 | 0.9 | 0.4 | 1.1 | 0.9 | 0.4 | 0.9 | 0.7 | 1.2 | 0.8 | 0.7 | 1.1 | - | - | - | 5.5 | 7.9 |
| 4. 6-9 | 0.7 | 0.6 | 0.5 | 0.8 | - | 0.6 | 0.1 | 1.3 | 0.4 | 0.7 | 0.3 | - | - | - | 4.5 | - |
| 5. 10-19 | 0.6 | 0.6 | 0.5 | 0.8 | - | 0.2 | 1.0 | 0.8 | - | 0.4 | 0.7 | - | - | - | 2.9 | 9.7 |
| 6. 20-39 | 0.3 | 0.2 | 0.1 | 0.3 | - | 0.6 | 0.2 | 0.4 | - | 0.1 | 0.5 | - | - | - | 1.8 | 1.8 |
| 7. 40 or more | 0.1 | 0.1 | 0.1 | 0.1 | - | 0.5 | 0.2 | - | - | 0.1 | 0.2 | - | - | - | 0.5 | 4.0 |
| <i>Item 1080 Subject A01b</i> | <i>N</i> 2105 | 907 | 1097 | 1335 | 225 | 388 | 540 | 708 | 469 | 1564 | 358 | 999 | 517 | 207 | 309 | 34 |
| B065C: . . . during the last 30 days? | | | | | | | | | | | | | | | | |
| 1. 0 occasions | 97.3 | 97.5 | 98.0 | 97.0 | 99.6 | 97.5 | 98.3 | 95.8 | 98.6 | 98.0 | 96.3 | 100.0 | 100.0 | 98.7 | 86.7 | 63.8 |
| 2. 1-2 | 1.8 | 1.6 | 1.5 | 2.1 | - | 1.5 | 0.6 | 3.0 | 1.4 | 1.4 | 3.1 | - | - | 1.3 | 8.4 | 25.1 |
| 3. 3-5 | 0.6 | 0.6 | 0.4 | 0.7 | 0.4 | 0.3 | 0.6 | 1.1 | - | 0.5 | 0.3 | - | - | - | 3.5 | 3.6 |
| 4. 6-9 | 0.2 | 0.2 | - | 0.1 | - | 0.2 | 0.3 | 0.2 | - | * | 0.1 | - | - | - | 0.9 | 3.6 |
| 5. 10-19 | * | * | - | * | - | 0.1 | - | - | - | - | - | - | - | - | - | 1.2 |
| 6. 20-39 | 0.1 | 0.1 | 0.1 | 0.1 | - | 0.2 | 0.2 | - | - | 0.1 | - | - | - | - | 0.3 | 2.8 |
| 7. 40 or more | * | - | 0.1 | - | - | 0.2 | - | - | - | - | 0.2 | - | - | - | 0.2 | - |
| <i>Item 1090 Subject A01c</i> | <i>N</i> 2103 | 907 | 1095 | 1335 | 225 | 388 | 540 | 708 | 467 | 1564 | 358 | 999 | 517 | 207 | 307 | 34 |
| IF YOU HAVE NOT TAKEN TRANQUILIZERS IN THE LAST TWELVE MONTHS, GO TO Q.B073. | | | | | | | | | | | | | | | | |
| THE FOLLOWING QUESTIONS REFER ONLY TO TAKING TRANQUILIZERS WITHOUT A DOCTOR'S ORDERS. IF YOU HAVE NOT DONE THIS IN THE LAST TWELVE MONTHS, GO TO Q.B073. | | | | | | | | | | | | | | | | |
| B066: When you used tranquilizers during the last year, how often did you use them in each of the following situations? | | | | | | | | | | | | | | | | |
| B066A: When you were alone | | | | | | | | | | | | | | | | |
| 1. Not at all | 54.7 | 59.3 | 44.2 | 47.3 | 100.0 | 58.0 | 41.6 | 55.9 | 66.7 | 53.0 | 47.4 | - | - | 62.3 | 56.5 | 26.3 |
| 2. A few of the times | 20.9 | 18.1 | 25.2 | 24.2 | - | 9.1 | 24.2 | 24.3 | 17.5 | 23.4 | 13.7 | - | - | 10.3 | 23.6 | 12.5 |
| 3. Some of the times | 13.5 | 18.0 | 13.2 | 17.8 | - | 13.2 | 24.4 | 10.8 | 6.3 | 11.6 | 28.0 | - | - | - | 10.5 | 57.0 |
| 4. Most of the times | 5.4 | 4.6 | 5.6 | 4.9 | - | 12.6 | 6.7 | 4.2 | - | 4.2 | 10.9 | - | - | - | 6.3 | 4.3 |
| 5. Every time | 5.5 | - | 11.8 | 5.8 | - | 7.1 | 3.2 | 4.8 | 9.5 | 7.7 | - | - | - | 27.4 | 3.1 | - |
| <i>Item 3740 Subject A05a</i> | <i>N†</i> 103 | 39 | 49 | 78 | 1 | 16 | 23 | 49 | 16 | 69 | 15 | - | - | 12 | 81 | 9 |
| B066B: With just 1 or 2 other people | | | | | | | | | | | | | | | | |
| 1. Not at all | 29.1 | 22.8 | 31.8 | 25.9 | 100.0 | 27.4 | 12.4 | 32.2 | 47.6 | 33.4 | 17.3 | - | - | 54.1 | 26.1 | 17.5 |
| 2. A few of the times | 34.7 | 46.5 | 29.0 | 37.3 | - | 25.9 | 49.1 | 33.5 | 24.6 | 34.1 | 30.1 | - | - | 21.3 | 38.6 | 21.3 |
| 3. Some of the times | 20.3 | 23.8 | 18.6 | 22.5 | - | 35.8 | 35.0 | 14.4 | - | 18.2 | 29.2 | - | - | - | 21.8 | 34.8 |
| 4. Most of the times | 6.3 | - | 12.5 | 6.0 | - | 10.9 | 1.8 | 8.7 | - | 4.8 | 16.7 | - | - | - | 4.9 | 26.4 |
| 5. Every time | 9.6 | 6.9 | 8.1 | 8.3 | - | - | 1.8 | 11.1 | 27.7 | 9.4 | 6.7 | - | - | 24.6 | 8.7 | - |
| <i>Item 3750 Subject A05b</i> | <i>N†</i> 101 | 39 | 46 | 78 | 1 | 15 | 23 | 49 | 14 | 69 | 15 | - | - | 12 | 79 | 9 |
| B066C: At a party | | | | | | | | | | | | | | | | |
| 1. Not at all | 45.6 | 48.2 | 52.6 | 49.0 | 100.0 | 18.7 | 48.1 | 42.6 | 82.9 | 55.5 | 30.7 | - | - | 74.9 | 43.6 | 21.2 |
| 2. A few of the times | 16.9 | 20.9 | 9.3 | 13.5 | - | 34.1 | 17.8 | 15.7 | - | 12.4 | 14.1 | - | - | 4.1 | 18.7 | 19.5 |
| 3. Some of the times | 11.4 | 17.9 | 5.7 | 12.0 | - | 5.0 | 24.1 | 10.5 | - | 9.1 | 16.6 | - | - | - | 13.0 | 12.8 |
| 4. Most of the times | 14.3 | 5.0 | 21.5 | 13.9 | - | 28.9 | 10.0 | 15.7 | - | 9.0 | 38.5 | - | - | - | 13.0 | 44.2 |
| 5. Every time | 11.8 | 8.0 | 11.0 | 11.7 | - | 13.4 | - | 15.5 | 17.1 | 14.0 | - | - | - | 21.0 | 11.7 | 2.3 |
| <i>Item 3760 Subject A05c</i> | <i>N†</i> 100 | 39 | 46 | 76 | 1 | 15 | 23 | 48 | 13 | 68 | 15 | - | - | 12 | 78 | 9 |
| B066D: When your date or spouse was present | | | | | | | | | | | | | | | | |
| 1. Not at all | 62.2 | 69.3 | 53.3 | 60.9 | 100.0 | 62.0 | 45.3 | 65.7 | 78.8 | 67.6 | 42.0 | - | - | 95.9 | 59.3 | 40.6 |
| 2. A few of the times | 16.1 | 21.1 | 16.8 | 18.5 | - | 21.5 | 34.4 | 6.1 | 13.8 | 15.7 | 24.6 | - | - | 4.1 | 18.2 | 14.4 |
| 3. Some of the times | 7.2 | 6.0 | 7.8 | 7.3 | - | 7.9 | 5.6 | 9.8 | - | 6.0 | 7.1 | - | - | - | 8.2 | 8.5 |
| 4. Most of the times | 8.2 | 0.9 | 10.7 | 6.9 | - | 2.4 | 6.7 | 13.1 | - | 4.9 | 16.7 | - | - | - | 7.3 | 26.4 |
| 5. Every time | 6.4 | 2.6 | 11.5 | 6.5 | - | 6.2 | 8.0 | 5.4 | 7.4 | 5.8 | 9.6 | - | - | - | 6.9 | 10.1 |
| <i>Item 3770 Subject A05b</i> | <i>N†</i> 99 | 39 | 46 | 77 | 1 | 15 | 23 | 48 | 13 | 68 | 15 | - | - | 12 | 77 | 9 |

†=excludes respondents for whom question was inappropriate. *=less than .05 percent.

MONITORING THE FUTURE

| QUESTIONNAIRE FORM 1 2002 | TOTAL | SEX | | RACE | | REGION | | | | COLLEGE PLANS? | | ILLICIT DRUG USE: LIFETIME | | | | | |
|--|-----------|------|------|-------|-------|--------|------|------|-------|-------------------|------|----------------------------|------------------------|--------------|---------------|--------------------|----|
| | | M | F | White | Black | NE | NC | S | W | Yes | No | None | Mari- juana Only | Few Pills | More Pills | Any Her- oin | |
| <i>N (Weighted No. of Cases):</i> | 2251 | 941 | 1110 | 1362 | 233 | 439 | 561 | 749 | 502 | 1595 | 367 | 1021 | 548 | 214 | 325 | 37 | |
| <i>% of Weighted Total:</i> | 100.0 | 41.8 | 49.3 | 60.5 | 10.3 | 19.5 | 24.9 | 33.3 | 22.3 | 70.8 | 16.3 | 45.4 | 24.3 | 9.5 | 14.4 | 1.6 | |
| B066E: When people over age 30 were present | | | | | | | | | | | | | | | | | |
| 1. Not at all | 52.9 | 38.2 | 61.7 | 47.9 | 100.0 | 62.1 | 39.1 | 61.3 | 35.8 | 57.1 | 23.0 | - | - | 71.3 | 52.5 | 28.6 | |
| 2. A few of the times | 20.7 | 31.9 | 12.0 | 21.0 | - | 13.8 | 28.1 | 16.5 | 30.3 | 18.1 | 25.9 | - | - | 4.1 | 24.1 | 14.4 | |
| 3. Some of the times | 12.5 | 15.1 | 14.3 | 16.2 | - | 21.5 | 16.8 | 9.1 | 7.4 | 12.2 | 19.5 | - | - | - | 12.4 | 30.6 | |
| 4. Most of the times | 8.0 | 9.4 | 8.1 | 10.3 | - | - | 16.0 | 9.1 | - | 5.0 | 27.2 | - | - | - | 7.1 | 26.4 | |
| 5. Every time | 5.9 | 5.4 | 4.0 | 4.6 | - | 2.6 | - | 4.0 | 26.5 | 7.6 | 4.4 | - | - | 24.6 | 3.8 | - | |
| <i>Item 3780 Subject A05b</i> | <i>N†</i> | 99 | 39 | 46 | 77 | 1 | 15 | 23 | 48 | 13 | 68 | 15 | - | - | 12 | 77 | 9 |
| B066F: During the daytime (before 4:00 p.m.) | | | | | | | | | | | | | | | | | |
| 1. Not at all | 55.5 | 56.1 | 59.1 | 60.1 | 100.0 | 35.5 | 42.8 | 65.2 | 66.1 | 61.1 | 51.6 | - | - | 71.3 | 54.0 | 44.1 | |
| 2. A few of the times | 23.4 | 28.7 | 21.7 | 22.4 | - | 34.7 | 34.9 | 19.4 | 4.9 | 18.9 | 31.7 | - | - | 4.1 | 26.9 | 21.0 | |
| 3. Some of the times | 9.8 | 8.3 | 11.8 | 9.7 | - | 15.7 | 8.5 | 11.3 | - | 8.3 | 16.7 | - | - | - | 8.3 | 34.9 | |
| 4. Most of the times | 4.0 | - | 1.6 | 0.9 | - | 14.1 | 7.7 | - | - | 1.1 | - | - | - | - | 5.1 | - | |
| 5. Every time | 7.3 | 6.9 | 5.7 | 6.8 | - | - | 6.1 | 4.0 | 29.0 | 10.6 | - | - | - | 24.6 | 5.6 | - | |
| <i>Item 3790 Subject A05c</i> | <i>N†</i> | 98 | 39 | 46 | 77 | 1 | 15 | 23 | 47 | 13 | 67 | 15 | - | - | 12 | 76 | 9 |
| B066G: At your home (or apartment or dorm) | | | | | | | | | | | | | | | | | |
| 1. Not at all | 38.6 | 40.5 | 31.3 | 37.2 | - | 52.1 | 32.6 | 37.0 | 38.8 | 36.2 | 40.4 | - | - | 40.1 | 37.1 | 44.1 | |
| 2. A few of the times | 19.6 | 26.7 | 15.8 | 17.6 | 100.0 | 24.3 | 13.9 | 24.3 | 7.2 | 16.5 | 20.8 | - | - | 13.8 | 21.8 | 10.2 | |
| 3. Some of the times | 13.1 | 18.0 | 9.6 | 15.1 | - | 7.4 | 20.3 | 10.6 | 16.3 | 14.2 | 2.7 | - | - | - | 14.8 | 17.0 | |
| 4. Most of the times | 9.4 | 5.6 | 13.8 | 10.2 | - | 9.1 | 13.6 | 10.0 | - | 7.9 | 24.9 | - | - | - | 8.5 | 28.7 | |
| 5. Every time | 19.3 | 9.2 | 29.5 | 19.9 | - | 7.1 | 19.6 | 18.1 | 37.7 | 25.2 | 11.2 | - | - | 46.1 | 17.8 | - | |
| <i>Item 3800 Subject A05c</i> | <i>N†</i> | 99 | 39 | 47 | 77 | 1 | 16 | 23 | 48 | 13 | 68 | 15 | - | - | 12 | 78 | 9 |
| B066H: At school | | | | | | | | | | | | | | | | | |
| 1. Not at all | 69.2 | 63.4 | 74.3 | 72.3 | 100.0 | 38.0 | 57.8 | 80.7 | 83.7 | 75.9 | 64.1 | - | - | 95.9 | 66.5 | 55.0 | |
| 2. A few of the times | 14.4 | 15.5 | 16.3 | 13.1 | - | 20.2 | 20.9 | 11.3 | 7.4 | 11.9 | 21.9 | - | - | 4.1 | 16.6 | 10.2 | |
| 3. Some of the times | 11.5 | 18.1 | 5.7 | 11.0 | - | 19.7 | 15.0 | 7.9 | 8.9 | 11.0 | 2.7 | - | - | - | 13.3 | 12.8 | |
| 4. Most of the times | 2.8 | 2.0 | - | 1.0 | - | 11.2 | 4.6 | - | - | 0.5 | - | - | - | - | 3.1 | 4.3 | |
| 5. Every time | 2.1 | 1.0 | 3.7 | 2.7 | - | 10.9 | 1.8 | - | - | 0.6 | 11.3 | - | - | - | 0.5 | 17.8 | |
| <i>Item 3810 Subject A05c</i> | <i>N†</i> | 98 | 39 | 46 | 77 | 1 | 15 | 23 | 47 | 13 | 67 | 15 | - | - | 12 | 76 | 9 |
| B066I: In a car | | | | | | | | | | | | | | | | | |
| 1. Not at all | 76.9 | 74.6 | 79.2 | 78.6 | 100.0 | 58.8 | 59.2 | 84.6 | 100.0 | 83.5 | 58.8 | - | - | 95.9 | 74.2 | 72.8 | |
| 2. A few of the times | 13.0 | 14.0 | 11.3 | 10.5 | - | 36.2 | 21.8 | 5.0 | - | 5.7 | 38.5 | - | - | 4.1 | 14.3 | 14.4 | |
| 3. Some of the times | 7.2 | 5.8 | 7.9 | 7.2 | - | 5.0 | 6.4 | 10.3 | - | 6.6 | 2.7 | - | - | - | 7.7 | 12.8 | |
| 4. Most of the times | 2.9 | 5.6 | 1.6 | 3.7 | - | - | 12.6 | - | - | 4.2 | - | - | - | - | 3.7 | - | |
| 5. Every time | - | - | - | - | - | - | - | - | - | - | - | - | - | - | - | - | |
| <i>Item 3830 Subject A05c</i> | <i>N†</i> | 99 | 39 | 46 | 77 | 1 | 15 | 23 | 48 | 13 | 68 | 15 | - | - | 12 | 77 | 9 |
| B067: How many of the times when you used tranquilizers during the last year did you use them along with each of the following drugs—that is, so that their effects overlapped? | | | | | | | | | | | | | | | | | |
| B067A: With alcohol | | | | | | | | | | | | | | | | | |
| 1. Not at all | 44.9 | 34.5 | 61.0 | 46.7 | 100.0 | 18.9 | 37.2 | 52.0 | 61.7 | 50.3 | 39.8 | - | - | 74.9 | 39.1 | 50.2 | |
| 2. A few of the times | 15.5 | 19.5 | 10.2 | 14.3 | - | 23.5 | 20.3 | 13.6 | 4.9 | 11.6 | 22.8 | - | - | 4.1 | 17.2 | 17.0 | |
| 3. Some of the times | 12.1 | 17.2 | 6.8 | 12.2 | - | 29.3 | 19.1 | 6.8 | - | 10.3 | 16.4 | - | - | - | 14.1 | 12.2 | |
| 4. Most of the times | 14.2 | 13.3 | 13.8 | 11.7 | - | 26.9 | 13.2 | 12.3 | 8.9 | 16.2 | - | - | - | - | 17.5 | 6.3 | |
| 5. Every time | 13.3 | 15.4 | 8.2 | 15.0 | - | 1.5 | 10.1 | 15.2 | 24.5 | 11.5 | 21.0 | - | - | 21.0 | 12.1 | 14.4 | |
| <i>Item 3840 Subject A01h</i> | <i>N†</i> | 100 | 40 | 46 | 78 | 1 | 14 | 24 | 48 | 13 | 68 | 16 | - | - | 12 | 77 | 10 |
| B067B: With marijuana | | | | | | | | | | | | | | | | | |
| 1. Not at all | 49.4 | 45.2 | 57.8 | 54.0 | 100.0 | 26.6 | 38.9 | 50.9 | 87.8 | 58.3 | 39.8 | - | - | 74.9 | 47.5 | 31.7 | |
| 2. A few of the times | 15.9 | 15.0 | 13.8 | 12.8 | - | 23.7 | 21.2 | 14.0 | 4.9 | 11.6 | 20.0 | - | - | 4.1 | 17.5 | 18.5 | |
| 3. Some of the times | 7.3 | 14.3 | 2.5 | 6.9 | - | 6.3 | 17.6 | 4.7 | - | 9.3 | - | - | - | - | 8.5 | 7.4 | |
| 4. Most of the times | 13.9 | 9.3 | 17.8 | 13.9 | - | 37.3 | 14.5 | 10.1 | - | 13.8 | 12.8 | - | - | - | 14.9 | 22.9 | |
| 5. Every time | 13.5 | 16.2 | 8.0 | 12.5 | - | 6.2 | 7.9 | 20.3 | 7.4 | 7.0 | 27.5 | - | - | 21.0 | 11.6 | 19.6 | |
| <i>Item 3850 Subject A01h</i> | <i>N†</i> | 99 | 39 | 47 | 78 | 1 | 15 | 23 | 48 | 13 | 67 | 16 | - | - | 12 | 76 | 11 |

†=excludes respondents for whom question was inappropriate.

| QUESTIONNAIRE FORM 1 2002 | TOTAL | SEX | | RACE | | REGION | | | | COLLEGE PLANS? | | ILLICIT DRUG USE: LIFETIME | | | | | |
|--|-----------|------|-------|-------|-------|--------|------|-------|-------|-------------------|------|----------------------------|------------------------|--------------|---------------|--------------------|----|
| | | M | F | White | Black | NE | NC | S | W | Yes | No | None | Mari- juana Only | Few Pills | More Pills | Any Her- oin | |
| <i>N (Weighted No. of Cases):</i> | 2251 | 941 | 1110 | 1362 | 233 | 439 | 561 | 749 | 502 | 1595 | 367 | 1021 | 548 | 214 | 325 | 37 | |
| <i>% of Weighted Total:</i> | 100.0 | 41.8 | 49.3 | 60.5 | 10.3 | 19.5 | 24.9 | 33.3 | 22.3 | 70.8 | 16.3 | 45.4 | 24.3 | 9.5 | 14.4 | 1.6 | |
| B067C: With LSD | | | | | | | | | | | | | | | | | |
| 1. Not at all | 93.1 | 87.7 | 98.4 | 93.1 | 100.0 | 97.3 | 72.6 | 100.0 | 100.0 | 94.3 | 86.8 | - | - | 100.0 | 93.5 | 81.8 | |
| 2. A few of the times | 2.7 | 3.9 | 1.6 | 2.9 | - | - | 11.5 | - | - | 1.8 | 10.3 | - | - | - | 1.6 | 14.2 | |
| 3. Some of the times | 0.9 | 2.5 | - | 1.2 | - | 2.7 | 2.1 | - | - | 0.7 | 2.9 | - | - | - | 0.6 | 4.0 | |
| 4. Most of the times | 3.3 | 5.9 | - | 2.9 | - | - | 13.8 | - | - | 3.2 | - | - | - | - | 4.2 | - | |
| 5. Every time | - | - | - | - | - | - | - | - | - | - | - | - | - | - | - | - | |
| <i>Item 3860 Subject A01h</i> | <i>N†</i> | 97 | 36 | 47 | 75 | 1 | 15 | 23 | 48 | 11 | 67 | 14 | - | - | 11 | 75 | 10 |
| B067D: With hallucinogens other than LSD | | | | | | | | | | | | | | | | | |
| 1. Not at all | 93.1 | 86.5 | 100.0 | 93.2 | 100.0 | 97.1 | 72.4 | 100.0 | 100.0 | 95.3 | 88.4 | - | - | 100.0 | 94.5 | 73.4 | |
| 2. A few of the times | 2.9 | 4.7 | - | 2.4 | - | 2.9 | 10.7 | - | - | - | 11.6 | - | - | - | 1.4 | 18.5 | |
| 3. Some of the times | 1.8 | 3.3 | - | 1.7 | - | - | 7.7 | - | - | 1.5 | - | - | - | - | 1.3 | 8.1 | |
| 4. Most of the times | 2.2 | 5.5 | - | 2.8 | - | - | 9.3 | - | - | 3.2 | - | - | - | - | 2.8 | - | |
| 5. Every time | - | - | - | - | - | - | - | - | - | - | - | - | - | - | - | - | |
| <i>Item 3870 Subject A01h</i> | <i>N†</i> | 98 | 39 | 45 | 77 | 1 | 14 | 23 | 48 | 13 | 67 | 16 | - | - | 11 | 76 | 10 |
| B067E: With amphetamines | | | | | | | | | | | | | | | | | |
| 1. Not at all | 83.5 | 83.9 | 84.0 | 84.2 | 100.0 | 88.2 | 71.2 | 84.2 | 97.7 | 86.4 | 87.1 | - | - | 100.0 | 82.0 | 74.1 | |
| 2. A few of the times | 5.6 | 6.0 | 4.2 | 4.1 | - | - | 3.2 | 9.4 | 2.3 | 4.4 | - | - | - | - | 7.2 | - | |
| 3. Some of the times | 7.9 | 4.5 | 11.8 | 8.8 | - | 10.2 | 14.0 | 6.5 | - | 5.2 | 12.9 | - | - | - | 7.2 | 23.6 | |
| 4. Most of the times | 3.0 | 5.7 | - | 2.9 | - | 1.6 | 11.5 | - | - | 3.9 | - | - | - | - | 3.5 | 2.4 | |
| 5. Every time | - | - | - | - | - | - | - | - | - | - | - | - | - | - | - | - | |
| <i>Item 3880 Subject A01h</i> | <i>N†</i> | 96 | 38 | 45 | 75 | 1 | 13 | 23 | 47 | 13 | 66 | 14 | - | - | 11 | 75 | 9 |
| B067F: With quaaludes | | | | | | | | | | | | | | | | | |
| 1. Not at all | 87.5 | 84.3 | 89.7 | 87.0 | 100.0 | 90.9 | 68.2 | 92.8 | 100.0 | 89.4 | 83.0 | - | - | 95.9 | 87.1 | 80.1 | |
| 2. A few of the times | 5.0 | 6.5 | 5.2 | 5.3 | - | 9.1 | 11.4 | 1.8 | - | 2.3 | 17.0 | - | - | 4.1 | 4.1 | 12.5 | |
| 3. Some of the times | 4.3 | 3.4 | 5.1 | 4.9 | - | - | 7.3 | 5.4 | - | 5.1 | - | - | - | - | 4.6 | 7.4 | |
| 4. Most of the times | 3.2 | 5.7 | - | 2.8 | - | - | 13.1 | - | - | 3.2 | - | - | - | - | 4.2 | - | |
| 5. Every time | - | - | - | - | - | - | - | - | - | - | - | - | - | - | - | - | |
| <i>Item 3890 Subject A01h</i> | <i>N†</i> | 99 | 37 | 49 | 76 | 1 | 15 | 24 | 46 | 13 | 67 | 14 | - | - | 12 | 75 | 11 |
| B067G: With barbiturates | | | | | | | | | | | | | | | | | |
| 1. Not at all | 88.8 | 82.9 | 92.1 | 87.0 | 100.0 | 95.0 | 69.6 | 94.3 | 100.0 | 89.6 | 85.9 | - | - | 100.0 | 86.8 | 88.9 | |
| 2. A few of the times | 4.4 | 6.9 | 1.6 | 4.2 | - | 5.0 | 14.0 | - | - | 1.7 | 14.1 | - | - | - | 5.2 | 3.7 | |
| 3. Some of the times | 4.0 | 3.8 | 5.3 | 5.2 | - | - | 5.4 | 5.7 | - | 4.6 | - | - | - | - | 4.2 | 7.4 | |
| 4. Most of the times | 2.8 | 6.4 | 1.0 | 3.6 | - | - | 11.0 | - | - | 4.1 | - | - | - | - | 3.7 | - | |
| 5. Every time | - | - | - | - | - | - | - | - | - | - | - | - | - | - | - | - | |
| <i>Item 3900 Subject A01h</i> | <i>N†</i> | 93 | 34 | 47 | 72 | 1 | 15 | 24 | 44 | 10 | 64 | 14 | - | - | 11 | 70 | 11 |
| B068: What have been the most important reasons for your taking tranquilizers without a doctor's orders? (Mark all that apply.) | | | | | | | | | | | | | | | | | |
| A. To experiment—to see what it's like | 46.0 | 55.3 | 39.0 | 49.5 | - | 40.5 | 50.7 | 56.6 | - | 46.9 | 42.1 | - | - | 33.8 | 48.5 | 41.7 | |
| B. To relax or relieve tension | 59.6 | 57.4 | 64.4 | 60.9 | - | 60.8 | 63.0 | 55.3 | 68.6 | 60.5 | 69.5 | - | - | 31.6 | 64.4 | 56.5 | |
| C. To feel good or get high | 37.7 | 51.3 | 26.7 | 40.6 | - | 44.4 | 42.1 | 37.6 | 19.7 | 34.3 | 51.5 | - | - | 10.2 | 42.8 | 32.3 | |
| D. To seek deeper insights and understanding | 2.9 | - | - | - | - | 7.8 | 2.1 | 2.4 | - | 0.7 | - | - | - | - | 3.8 | - | |
| E. To have a good time with my friends | 27.9 | 32.0 | 22.6 | 25.1 | - | 42.4 | 35.2 | 26.1 | - | 23.0 | 39.9 | - | - | 6.0 | 29.7 | 39.1 | |
| F. To fit in with a group I like | 5.9 | 11.4 | 1.6 | 6.9 | - | - | 19.8 | 2.2 | - | 6.7 | 3.0 | - | - | 4.2 | 6.0 | 7.4 | |
| G. To get away from my problems or troubles | 17.7 | 15.3 | 17.7 | 15.6 | - | 23.0 | 20.3 | 16.0 | 11.5 | 17.7 | 17.7 | - | - | 9.0 | 17.7 | 26.6 | |
| H. Because of boredom, nothing else to do | 19.5 | 24.9 | 12.1 | 18.8 | - | 38.1 | 33.7 | 10.6 | - | 13.6 | 34.6 | - | - | - | 24.6 | 5.7 | |
| I. Because of anger or frustration | 12.9 | 11.0 | 13.9 | 14.0 | - | 12.1 | 11.2 | 17.2 | - | 9.0 | 28.2 | - | - | 10.5 | 11.2 | 26.6 | |
| J. To get through the day | 5.9 | 3.0 | 9.8 | 4.0 | - | 27.7 | - | 1.6 | 5.9 | 4.2 | 9.9 | - | - | - | 4.0 | 25.0 | |
| K. To increase the effects of some other drug(s) | 12.4 | 13.8 | 10.6 | 12.2 | - | 19.6 | 12.2 | 13.2 | - | 13.6 | 8.9 | - | - | - | 15.7 | 3.7 | |
| L. To decrease (offset) the effects of some other drug(s) | 7.5 | 7.8 | 5.4 | 8.1 | - | 2.6 | 9.1 | 10.1 | - | 7.9 | 2.5 | - | - | - | 9.2 | 3.7 | |
| M. To get to sleep | 35.2 | 18.3 | 51.5 | 37.0 | - | 34.8 | 33.3 | 39.4 | 22.5 | 36.6 | 37.9 | - | - | 36.6 | 34.6 | 37.4 | |
| N. To relieve physical pain | 34.8 | 28.5 | 38.3 | 38.5 | 100.0 | 18.3 | 28.3 | 39.6 | 51.7 | 38.2 | 29.2 | - | - | 20.9 | 38.1 | 26.6 | |
| O. Because I am "hooked"—I have to have them | 2.2 | 5.5 | - | 2.9 | - | - | 9.1 | - | - | 3.3 | - | - | - | - | 2.9 | - | |
| <i>Item 3910-4040 Subject A06a</i> | <i>N†</i> | 95 | 39 | 46 | 75 | 1 | 15 | 23 | 45 | 11 | 65 | 16 | - | - | 11 | 73 | 11 |

†=excludes respondents for whom question was inappropriate.

MONITORING THE FUTURE

| QUESTIONNAIRE FORM 1 2002 | TOTAL | SEX | | RACE | | REGION | | | | COLLEGE PLANS? | | ILLICIT DRUG USE: LIFETIME | | | | | |
|---|-----------|------|------|-------|-------|--------|------|-------|------|-------------------|------|----------------------------|------------------------|--------------|---------------|--------------------|----|
| | | M | F | White | Black | NE | NC | S | W | Yes | No | None | Mari- juana Only | Few Pills | More Pills | Any Her- oin | |
| <i>N (Weighted No. of Cases):</i> | 2251 | 941 | 1110 | 1362 | 233 | 439 | 561 | 749 | 502 | 1595 | 367 | 1021 | 548 | 214 | 325 | 37 | |
| <i>% of Weighted Total:</i> | 100.0 | 41.8 | 49.3 | 60.5 | 10.3 | 19.5 | 24.9 | 33.3 | 22.3 | 70.8 | 16.3 | 45.4 | 24.3 | 9.5 | 14.4 | 1.6 | |
| B069: When you take tranquilizers, how high do you usually get? | | | | | | | | | | | | | | | | | |
| 1. Not at all high | 10.4 | 6.2 | 5.4 | 9.3 | - | - | 6.3 | 5.5 | 45.6 | 10.1 | 14.7 | - | - | 15.5 | 9.8 | - | |
| 2. A little high | 17.2 | 21.3 | 18.5 | 17.7 | - | 22.6 | 10.2 | 18.1 | 21.2 | 21.9 | 6.1 | - | - | 32.0 | 15.6 | 14.6 | |
| 3. Moderately high | 34.2 | 47.0 | 29.3 | 40.1 | - | 36.7 | 26.6 | 45.1 | 7.4 | 36.1 | 32.9 | - | - | 6.0 | 39.7 | 29.0 | |
| 4. Very high | 21.6 | 20.2 | 16.5 | 17.3 | - | 35.7 | 36.3 | 15.9 | - | 10.3 | 42.3 | - | - | - | 20.4 | 56.4 | |
| 5. I don't take them to get high | 16.6 | 5.3 | 30.3 | 15.6 | 100.0 | 5.0 | 20.5 | 15.3 | 25.8 | 21.7 | 4.0 | - | - | 46.5 | 14.5 | - | |
| <i>Item 4050 Subject A01e</i> | <i>N†</i> | 98 | 39 | 47 | 78 | 1 | 14 | 24 | 46 | 13 | 67 | 16 | - | - | 11 | 75 | 10 |
| B070: When you take tranquilizers, how long do you usually stay high? | | | | | | | | | | | | | | | | | |
| 1. Usually don't get high | 23.8 | 16.6 | 32.1 | 23.2 | 100.0 | 4.9 | 31.0 | 17.8 | 52.0 | 28.8 | 18.7 | - | - | 44.3 | 23.0 | 9.7 | |
| 2. One to two hours | 27.6 | 27.7 | 25.4 | 28.2 | - | 34.0 | 26.4 | 23.1 | 38.3 | 31.3 | 23.1 | - | - | 21.5 | 30.3 | 8.7 | |
| 3. Three to six hours | 35.1 | 42.3 | 25.8 | 34.0 | - | 44.0 | 23.2 | 46.5 | 7.4 | 29.0 | 34.1 | - | - | 16.5 | 38.5 | 34.7 | |
| 4. Seven to 24 hours | 12.6 | 13.4 | 14.7 | 14.6 | - | 10.5 | 19.4 | 12.6 | 2.3 | 10.9 | 24.0 | - | - | 17.8 | 8.3 | 38.1 | |
| 5. More than 24 hours | 1.0 | - | 2.0 | - | - | 6.6 | - | - | - | - | - | - | - | - | - | 8.8 | |
| <i>Item 4060 Subject A01f</i> | <i>N†</i> | 98 | 39 | 47 | 78 | 1 | 14 | 24 | 46 | 13 | 67 | 16 | - | - | 11 | 75 | 11 |
| B071: What tranquilizers have you taken during the last year without a doctor's orders? (Mark all that apply.) | | | | | | | | | | | | | | | | | |
| A. Librium | 7.1 | 6.3 | 7.4 | 6.3 | - | 9.4 | 13.0 | 5.4 | - | 2.3 | 18.3 | - | - | 4.2 | 3.5 | 35.5 | |
| B. Valium | 59.7 | 70.7 | 46.0 | 59.1 | - | 80.1 | 52.7 | 63.0 | 38.6 | 52.8 | 70.2 | - | - | 38.9 | 63.6 | 61.0 | |
| C. Xanax | 54.4 | 49.4 | 52.7 | 53.5 | - | 40.9 | 50.4 | 67.2 | 31.7 | 44.4 | 71.0 | - | - | 17.3 | 59.7 | 62.5 | |
| D. Equanil | 7.8 | 14.4 | - | 7.2 | - | 2.5 | 26.7 | 2.2 | - | 5.3 | 11.7 | - | - | 4.2 | 6.3 | 13.1 | |
| E. Meproamate | 1.4 | 0.9 | - | 0.5 | - | 2.5 | 4.4 | - | - | 0.5 | - | - | - | - | 1.9 | - | |
| F. Serax | 1.8 | - | 1.6 | - | - | - | 4.4 | 1.6 | - | 1.1 | - | - | - | - | 2.4 | - | |
| G. Atarax | 1.9 | 0.9 | 1.0 | 1.1 | - | 2.5 | 6.5 | - | - | 1.3 | - | - | - | - | 2.5 | - | |
| H. Tranxene | 1.4 | 0.9 | - | 0.5 | - | 2.5 | 4.4 | - | - | 0.5 | - | - | - | - | 1.9 | - | |
| I. Vistaril | 5.4 | 7.1 | 3.3 | 5.5 | - | 8.4 | 11.0 | 2.6 | 2.3 | 2.8 | 7.5 | - | - | - | 7.1 | - | |
| J. Other | 39.8 | 47.7 | 36.4 | 43.1 | 100.0 | 36.8 | 50.1 | 31.4 | 53.7 | 42.7 | 34.4 | - | - | 34.9 | 45.1 | 12.4 | |
| K. Don't know the names of some tranquilizers I have used | 26.5 | 15.7 | 31.3 | 27.0 | - | 33.2 | 7.9 | 30.3 | 38.8 | 31.2 | 22.5 | - | - | 15.0 | 32.0 | 3.7 | |
| <i>Item 4070-4160 Subject A01i</i> | <i>N†</i> | 98 | 39 | 46 | 78 | 1 | 14 | 24 | 46 | 13 | 67 | 16 | - | - | 11 | 74 | 11 |
| B072: Have you ever tried to stop using tranquilizers and found that you couldn't stop? | | | | | | | | | | | | | | | | | |
| 1. Yes | 3.9 | 2.3 | 1.0 | 1.8 | - | 2.8 | 5.9 | - | 14.2 | 4.3 | 3.0 | - | - | 4.2 | 3.9 | 3.7 | |
| 2. No | 96.1 | 97.7 | 99.0 | 98.2 | 100.0 | 97.2 | 94.1 | 100.0 | 85.8 | 95.7 | 97.0 | - | - | 95.8 | 96.1 | 96.3 | |
| <i>Item 4170 Subject A01i</i> | <i>N†</i> | 96 | 39 | 47 | 78 | 1 | 14 | 24 | 44 | 13 | 67 | 16 | - | - | 11 | 73 | 11 |
| B073: Do you think you will be using tranquilizers without a doctor's orders five years from now? | | | | | | | | | | | | | | | | | |
| 1. I definitely will | 0.8 | 0.8 | 0.7 | 0.7 | 1.4 | 0.6 | 1.2 | 1.0 | 0.1 | 0.5 | 2.1 | 0.3 | 0.8 | 0.5 | 1.2 | 11.3 | |
| 2. I probably will | 1.7 | 0.9 | 2.1 | 1.3 | 0.5 | 1.3 | 1.8 | 1.5 | 2.3 | 1.6 | 1.5 | 1.0 | 0.5 | 1.6 | 6.0 | 3.9 | |
| 3. I probably will not | 14.8 | 13.1 | 15.8 | 14.2 | 6.7 | 17.4 | 11.7 | 14.3 | 16.8 | 14.6 | 13.9 | 7.8 | 11.9 | 29.0 | 35.7 | 17.5 | |
| 4. I definitely will not | 82.7 | 85.1 | 81.4 | 83.8 | 91.4 | 80.7 | 85.3 | 83.1 | 80.7 | 83.4 | 82.5 | 90.9 | 86.7 | 68.9 | 57.0 | 67.3 | |
| <i>Item 4180 Subject A04a</i> | <i>N</i> | 2057 | 887 | 1076 | 1307 | 218 | 376 | 525 | 690 | 467 | 1535 | 353 | 993 | 500 | 203 | 283 | 34 |
| The next questions are about the use of different forms of cocaine, such as "crack," powder, freebase, or coca paste. | | | | | | | | | | | | | | | | | |
| B074: Have you ever taken cocaine in "crack" form or in any other freebase form—that is, where you inhaled the fumes from smoking, heating, or burning it? | | | | | | | | | | | | | | | | | |
| 1. No—GO TO Q.B076 | 96.5 | 96.6 | 97.1 | 96.2 | 99.6 | 96.8 | 96.1 | 96.9 | 96.3 | 98.1 | 92.3 | 100.0 | 100.0 | 96.0 | 85.4 | 43.1 | |
| 2. Yes | 3.5 | 3.4 | 2.9 | 3.8 | 0.4 | 3.2 | 3.9 | 3.1 | 3.7 | 1.9 | 7.7 | - | - | 4.0 | 14.6 | 56.9 | |
| <i>Item 22250 Subject A01a</i> | <i>N</i> | 2076 | 902 | 1082 | 1334 | 217 | 382 | 535 | 700 | 459 | 1562 | 346 | 992 | 511 | 203 | 301 | 32 |
| B075: On how many occasions (if any) have you taken "crack" (cocaine in chunk or rock form) . . . | | | | | | | | | | | | | | | | | |

†=excludes respondents for whom question was inappropriate.

DESCRIPTIVE RESULTS: 2002

79

| QUESTIONNAIRE FORM 1 2002 | TOTAL | SEX | | RACE | | REGION | | | | COLLEGE PLANS? | | ILLICIT DRUG USE: LIFETIME | | | | | |
|--|----------|-------------|------------|-------------|-------------|------------|------------|------------|------------|-------------------|-------------|----------------------------|------------------------|--------------|---------------|--------------------|-----------|
| | | M | F | White | Black | NE | NC | S | W | Yes | No | None | Mari- juana Only | Few Pills | More Pills | Any Her- oin | |
| <i>N (Weighted No. of Cases):</i> | 2251 | 941 | 1110 | 1362 | 233 | 439 | 561 | 749 | 502 | 1595 | 367 | 1021 | 548 | 214 | 325 | 37 | |
| <i>% of Weighted Total:</i> | 100.0 | 41.8 | 49.3 | 60.5 | 10.3 | 19.5 | 24.9 | 33.3 | 22.3 | 70.8 | 16.3 | 45.4 | 24.3 | 9.5 | 14.4 | 1.6 | |
| B075A: . . . in your lifetime? | | | | | | | | | | | | | | | | | |
| 1. 0 occasions—incl. (1) in Q.B074 | 97.1 | 96.8 | 97.8 | 96.7 | 99.7 | 97.7 | 95.9 | 97.7 | 96.9 | 98.6 | 92.2 | 100.0 | 100.0 | 97.1 | 87.7 | 44.4 | |
| 2. 1-2 | 1.1 | 1.4 | 0.8 | 1.4 | 0.3 | 1.0 | 2.2 | 0.7 | 0.6 | 0.5 | 3.4 | - | - | 2.9 | 4.4 | 13.2 | |
| 3. 3-5 | 0.7 | 0.6 | 0.5 | 0.7 | - | 0.4 | 0.3 | 0.5 | 1.6 | 0.3 | 1.3 | - | - | - | 3.0 | 15.3 | |
| 4. 6-9 | 0.4 | 0.5 | 0.3 | 0.6 | - | 0.1 | 0.9 | - | 0.7 | 0.4 | 0.6 | - | - | - | 2.7 | - | |
| 5. 10-19 | 0.2 | 0.2 | 0.2 | 0.3 | - | 0.4 | - | 0.5 | - | 0.1 | 0.7 | - | - | - | 0.3 | 12.0 | |
| 6. 20-39 | * | 0.1 | - | * | - | - | * | - | 0.1 | 0.1 | - | - | - | - | 0.3 | - | |
| 7. 40 or more | 0.5 | 0.5 | 0.4 | 0.3 | - | 0.4 | 0.7 | 0.6 | 0.1 | 0.1 | 1.8 | - | - | - | 1.5 | 15.1 | |
| <i>Item 22260 Subject A01a</i> | <i>N</i> | <i>2074</i> | <i>903</i> | <i>1078</i> | <i>1334</i> | <i>217</i> | <i>380</i> | <i>536</i> | <i>700</i> | <i>457</i> | <i>1561</i> | <i>347</i> | <i>992</i> | <i>511</i> | <i>203</i> | <i>297</i> | <i>34</i> |
| B075B: . . . during the last 12 months? | | | | | | | | | | | | | | | | | |
| 1. 0 occasions occasions—incl. (1) in Q.B074 | 98.2 | 98.0 | 98.7 | 98.1 | 100.0 | 98.9 | 97.3 | 98.4 | 98.4 | 99.3 | 94.6 | 100.0 | 100.0 | 98.9 | 92.3 | 63.6 | |
| 2. 1-2 | 0.8 | 1.1 | 0.6 | 0.7 | - | 0.3 | 1.2 | 0.8 | 1.0 | 0.3 | 3.0 | - | - | 1.1 | 3.3 | 15.1 | |
| 3. 3-5 | 0.2 | 0.3 | 0.1 | 0.3 | - | - | 0.5 | 0.1 | 0.4 | 0.1 | 0.9 | - | - | - | 1.3 | 2.7 | |
| 4. 6-9 | 0.1 | 0.2 | * | 0.2 | - | 0.2 | 0.4 | - | 0.1 | 0.2 | 0.1 | - | - | - | 1.0 | 0.6 | |
| 5. 10-19 | 0.3 | 0.2 | 0.3 | 0.3 | - | 0.4 | 0.2 | 0.6 | - | 0.1 | 0.7 | - | - | - | 0.8 | 11.4 | |
| 6. 20-39 | 0.2 | 0.1 | 0.2 | 0.2 | - | - | 0.5 | - | 0.1 | 0.1 | 0.7 | - | - | - | 1.0 | 1.2 | |
| 7. 40 or more | 0.1 | 0.1 | 0.1 | 0.1 | - | 0.4 | - | 0.2 | - | 0.1 | 0.1 | - | - | - | 0.3 | 5.4 | |
| <i>Item 22270 Subject A01b</i> | <i>N</i> | <i>2073</i> | <i>904</i> | <i>1079</i> | <i>1334</i> | <i>217</i> | <i>380</i> | <i>536</i> | <i>701</i> | <i>455</i> | <i>1561</i> | <i>347</i> | <i>992</i> | <i>511</i> | <i>203</i> | <i>296</i> | <i>34</i> |
| B075C: . . . during the last 30 days? | | | | | | | | | | | | | | | | | |
| 1. 0 occasions occasions—incl. (1) in Q.B074 | 99.1 | 98.8 | 99.4 | 99.0 | 100.0 | 99.3 | 98.5 | 98.9 | 99.8 | 99.6 | 97.2 | 100.0 | 100.0 | 100.0 | 96.3 | 76.3 | |
| 2. 1-2 | 0.6 | 1.0 | 0.2 | 0.7 | - | 0.3 | 1.4 | 0.6 | 0.1 | 0.3 | 1.9 | - | - | - | 3.4 | 8.5 | |
| 3. 3-5 | 0.1 | * | 0.2 | 0.2 | - | 0.1 | - | 0.4 | - | - | 0.7 | - | - | - | - | 8.6 | |
| 4. 6-9 | * | * | * | * | - | - | 0.1 | - | - | * | - | - | - | - | 0.1 | 1.2 | |
| 5. 10-19 | * | 0.1 | - | * | - | - | - | - | 0.1 | * | - | - | - | - | 0.2 | - | |
| 6. 20-39 | 0.1 | * | 0.1 | * | - | 0.4 | - | 0.1 | - | - | 0.1 | - | - | - | - | 5.4 | |
| 7. 40 or more | - | - | - | - | - | - | - | - | - | - | - | - | - | - | - | - | |
| <i>Item 22280 Subject A01c</i> | <i>N</i> | <i>2074</i> | <i>904</i> | <i>1079</i> | <i>1335</i> | <i>217</i> | <i>382</i> | <i>536</i> | <i>700</i> | <i>455</i> | <i>1562</i> | <i>347</i> | <i>992</i> | <i>511</i> | <i>203</i> | <i>297</i> | <i>34</i> |
| B076: On how many occasions (if any) have you taken cocaine in any other form . . . | | | | | | | | | | | | | | | | | |
| B076A: . . . in your lifetime? | | | | | | | | | | | | | | | | | |
| 1. 0 occasions | 93.9 | 94.0 | 94.6 | 93.3 | 100.0 | 94.0 | 94.7 | 93.3 | 93.7 | 95.5 | 89.9 | 100.0 | 100.0 | 90.0 | 72.1 | 28.7 | |
| 2. 1-2 | 3.3 | 3.1 | 3.1 | 3.6 | - | 3.2 | 2.4 | 3.4 | 4.2 | 2.7 | 4.9 | - | - | 10.0 | 14.6 | 16.5 | |
| 3. 3-5 | 0.9 | 1.0 | 0.7 | 1.0 | - | 0.5 | 0.6 | 1.1 | 1.3 | 0.7 | 1.6 | - | - | - | 4.2 | 19.5 | |
| 4. 6-9 | 0.6 | 0.9 | 0.4 | 0.7 | - | 0.8 | 0.8 | 0.4 | 0.3 | 0.4 | 1.3 | - | - | - | 3.0 | 9.6 | |
| 5. 10-9 | 0.6 | 0.6 | 0.5 | 0.6 | - | 0.2 | 0.7 | 1.0 | 0.3 | 0.4 | 1.0 | - | - | - | 3.3 | 7.0 | |
| 6. 20-39 | 0.2 | 0.2 | 0.3 | 0.4 | - | 0.4 | 0.3 | 0.3 | - | 0.1 | 0.6 | - | - | - | 1.4 | 3.5 | |
| 7. 40 or more | 0.5 | 0.1 | 0.5 | 0.4 | - | 0.9 | 0.4 | 0.4 | 0.2 | 0.2 | 0.7 | - | - | - | 1.4 | 15.3 | |
| <i>Item 22320 Subject A01a</i> | <i>N</i> | <i>2077</i> | <i>909</i> | <i>1078</i> | <i>1327</i> | <i>218</i> | <i>379</i> | <i>536</i> | <i>698</i> | <i>464</i> | <i>1548</i> | <i>360</i> | <i>996</i> | <i>511</i> | <i>201</i> | <i>292</i> | <i>36</i> |
| B076B: . . . during the last 12 months? | | | | | | | | | | | | | | | | | |
| 1. 0 occasions | 96.6 | 96.3 | 97.2 | 96.2 | 100.0 | 95.9 | 96.3 | 96.7 | 97.2 | 97.7 | 94.0 | 100.0 | 100.0 | 98.2 | 82.4 | 55.3 | |
| 2. 1-2 | 1.7 | 1.9 | 1.6 | 2.0 | - | 2.6 | 1.3 | 1.3 | 2.1 | 1.2 | 3.1 | - | - | 1.8 | 9.1 | 14.9 | |
| 3. 3-5 | 0.7 | 0.6 | 0.7 | 0.8 | - | 0.3 | 0.6 | 1.1 | 0.4 | 0.5 | 1.5 | - | - | - | 2.7 | 18.4 | |
| 4. 6-9 | 0.3 | 0.7 | - | 0.4 | - | 0.1 | 0.7 | 0.3 | - | 0.4 | 0.1 | - | - | - | 2.0 | 2.2 | |
| 5. 10-19 | 0.3 | 0.3 | 0.3 | 0.3 | - | - | 0.7 | 0.3 | 0.3 | 0.1 | 0.7 | - | - | - | 2.4 | - | |
| 6. 20-39 | 0.2 | 0.2 | 0.1 | 0.1 | - | 0.6 | - | 0.2 | - | 0.1 | - | - | - | - | 0.5 | 6.3 | |
| 7. 40 or more | 0.2 | 0.1 | 0.1 | 0.2 | - | 0.4 | 0.3 | 0.1 | * | * | 0.5 | - | - | - | 0.9 | 2.9 | |
| <i>Item 22330 Subject A01b</i> | <i>N</i> | <i>2078</i> | <i>909</i> | <i>1079</i> | <i>1327</i> | <i>219</i> | <i>379</i> | <i>537</i> | <i>698</i> | <i>464</i> | <i>1548</i> | <i>361</i> | <i>996</i> | <i>511</i> | <i>201</i> | <i>292</i> | <i>37</i> |
| B076C: . . . during the last 30 days? | | | | | | | | | | | | | | | | | |
| 1. 0 occasions | 98.6 | 98.3 | 99.1 | 98.5 | 100.0 | 98.1 | 98.0 | 98.9 | 99.3 | 99.3 | 97.7 | 100.0 | 100.0 | 100.0 | 92.5 | 80.7 | |
| 2. 1-2 | 0.9 | 1.1 | 0.6 | 0.9 | - | 1.1 | 1.0 | 0.7 | 0.6 | 0.5 | 1.4 | - | - | - | 5.0 | 9.1 | |
| 3. 3-5 | 0.3 | 0.3 | 0.2 | 0.4 | - | 0.1 | 0.6 | 0.2 | - | 0.1 | 0.4 | - | - | - | 1.4 | 3.4 | |
| 4. 6-9 | 0.1 | 0.1 | * | 0.1 | - | 0.1 | 0.2 | * | - | 0.1 | - | - | - | - | 0.4 | 1.1 | |
| 5. 10-19 | 0.1 | 0.1 | 0.1 | 0.1 | - | 0.5 | 0.2 | - | - | - | 0.4 | - | - | - | 0.7 | 3.3 | |
| 6. 20-39 | - | - | - | - | - | - | - | - | - | - | - | - | - | - | - | - | |
| 7. 40 or more | 0.1 | 0.1 | - | * | - | 0.1 | - | 0.1 | * | * | 0.1 | - | - | - | 0.1 | 2.4 | |
| <i>Item 22340 Subject A01c</i> | <i>N</i> | <i>2077</i> | <i>909</i> | <i>1078</i> | <i>1327</i> | <i>218</i> | <i>379</i> | <i>536</i> | <i>698</i> | <i>464</i> | <i>1548</i> | <i>360</i> | <i>996</i> | <i>511</i> | <i>201</i> | <i>292</i> | <i>36</i> |
| IF YOU HAVE NOT TAKEN ANY COCAINE (POWDER, CRACK, FREEBASE, ETC.) IN THE LAST TWELVE MONTHS, GO TO Q.B085. | | | | | | | | | | | | | | | | | |

*=less than .05 percent.

MONITORING THE FUTURE

| QUESTIONNAIRE FORM 1 2002 | TOTAL | SEX | | RACE | | REGION | | | | COLLEGE PLANS? | | ILLCIT DRUG USE: LIFETIME | | | | | |
|--|-----------|------|------|-------|-------|--------|------|------|------|-------------------|------|---------------------------|------------------------|--------------|---------------|--------------------|----|
| | | M | F | White | Black | NE | NC | S | W | Yes | No | None | Mari- juana Only | Few Pills | More Pills | Any Her- oin | |
| <i>N (Weighted No. of Cases):</i> | 2251 | 941 | 1110 | 1362 | 233 | 439 | 561 | 749 | 502 | 1595 | 367 | 1021 | 548 | 214 | 325 | 37 | |
| <i>% of Weighted Total:</i> | 100.0 | 41.8 | 49.3 | 60.5 | 10.3 | 19.5 | 24.9 | 33.3 | 22.3 | 70.8 | 16.3 | 45.4 | 24.3 | 9.5 | 14.4 | 1.6 | |
| B077: When you used cocaine during the last year, how often did you use it in each of the following situations? | | | | | | | | | | | | | | | | | |
| B077A: When you were alone | | | | | | | | | | | | | | | | | |
| 1. Not at all | 74.1 | 74.0 | 75.5 | 75.4 | - | 65.4 | 82.7 | 67.4 | 79.7 | 70.6 | 82.7 | - | - | 100.0 | 75.0 | 57.4 | |
| 2. A few of the times | 14.6 | 16.2 | 13.2 | 12.8 | - | 15.8 | - | 23.3 | 19.2 | 24.5 | 2.1 | - | - | - | 17.4 | 13.5 | |
| 3. Some of the times | 4.8 | 9.2 | - | 6.6 | - | 3.6 | 7.4 | 7.4 | - | 4.4 | 4.3 | - | - | - | 3.3 | 12.3 | |
| 4. Most of the times | 2.1 | - | 2.7 | - | - | 5.5 | 3.8 | - | - | - | - | - | - | - | 1.5 | 5.2 | |
| 5. Every time | 4.4 | 0.5 | 8.6 | 5.2 | - | 9.7 | 6.1 | 1.8 | 1.1 | 0.5 | 10.8 | - | - | - | 2.8 | 11.6 | |
| <i>Item 4190 Subject A05a</i> | <i>N†</i> | 87 | 43 | 36 | 60 | - | 17 | 23 | 25 | 21 | 44 | 29 | - | - | 6 | 58 | 18 |
| B077B: With just 1 or 2 other people | | | | | | | | | | | | | | | | | |
| 1. Not at all | 14.6 | 16.3 | 15.8 | 10.6 | - | 7.9 | 23.2 | 6.7 | 19.8 | 12.3 | 19.1 | - | - | 37.0 | 5.1 | 18.2 | |
| 2. A few of the times | 36.4 | 35.4 | 37.2 | 36.0 | - | 56.7 | 21.4 | 32.4 | 40.7 | 40.1 | 26.2 | - | - | 41.6 | 40.5 | 29.9 | |
| 3. Some of the times | 13.2 | 10.2 | 15.3 | 13.1 | - | 11.2 | 17.2 | 21.1 | 1.1 | 9.3 | 18.1 | - | - | 4.0 | 11.6 | 24.2 | |
| 4. Most of the times | 21.2 | 22.7 | 18.3 | 22.9 | - | 18.1 | 25.4 | 16.5 | 24.6 | 20.2 | 29.1 | - | - | - | 24.9 | 20.8 | |
| 5. Every time | 14.7 | 15.4 | 13.4 | 17.5 | - | 6.1 | 12.7 | 23.2 | 13.9 | 18.1 | 7.5 | - | - | 17.4 | 18.0 | 6.9 | |
| <i>Item 4200 Subject A05b</i> | <i>N†</i> | 87 | 43 | 36 | 60 | - | 17 | 23 | 25 | 21 | 44 | 29 | - | - | 6 | 58 | 18 |
| B077C: At a party | | | | | | | | | | | | | | | | | |
| 1. Not at all | 44.6 | 40.4 | 55.5 | 37.9 | - | 45.7 | 25.7 | 32.0 | 80.6 | 56.0 | 34.4 | - | - | 63.0 | 41.7 | 35.0 | |
| 2. A few of the times | 18.6 | 22.3 | 13.5 | 20.2 | - | 19.6 | 11.6 | 34.8 | 6.2 | 20.8 | 12.0 | - | - | - | 21.8 | 18.7 | |
| 3. Some of the times | 12.6 | 9.5 | 16.3 | 12.9 | - | 5.5 | 13.5 | 19.6 | 9.1 | 11.8 | 14.1 | - | - | - | 11.3 | 24.2 | |
| 4. Most of the times | 6.6 | 8.0 | 5.0 | 8.2 | - | 14.8 | 8.7 | 1.8 | 3.0 | 3.6 | 13.2 | - | - | - | 6.7 | 10.1 | |
| 5. Every time | 17.5 | 19.8 | 9.7 | 20.8 | - | 14.4 | 40.5 | 11.7 | 1.1 | 7.7 | 26.2 | - | - | 37.0 | 18.5 | 12.0 | |
| <i>Item 4210 Subject A05c</i> | <i>N†</i> | 86 | 43 | 36 | 59 | - | 17 | 23 | 25 | 20 | 44 | 28 | - | - | 6 | 58 | 17 |
| B077D: When your date or spouse was present | | | | | | | | | | | | | | | | | |
| 1. Not at all | 73.4 | 80.9 | 68.5 | 73.0 | - | 71.5 | 70.9 | 70.8 | 80.6 | 83.4 | 63.7 | - | - | 100.0 | 70.6 | 67.7 | |
| 2. A few of the times | 10.4 | 7.3 | 11.4 | 6.9 | - | 18.0 | 3.5 | 9.0 | 13.7 | 7.3 | 13.9 | - | - | - | 15.6 | - | |
| 3. Some of the times | 6.2 | 4.8 | 9.5 | 9.1 | - | 2.4 | 16.4 | 4.7 | - | 1.7 | 12.3 | - | - | - | 5.8 | 11.1 | |
| 4. Most of the times | 7.2 | 6.5 | 7.0 | 8.9 | - | 5.7 | 9.2 | 9.9 | 3.1 | 6.4 | 8.7 | - | - | - | 4.8 | 18.7 | |
| 5. Every time | 2.7 | 0.5 | 3.6 | 2.1 | - | 2.4 | - | 5.5 | 2.7 | 1.3 | 1.4 | - | - | - | 3.3 | 2.5 | |
| <i>Item 4220 Subject A05b</i> | <i>N†</i> | 86 | 43 | 35 | 59 | - | 17 | 23 | 25 | 21 | 44 | 29 | - | - | 6 | 58 | 18 |
| B077E: When people over age 30 were present | | | | | | | | | | | | | | | | | |
| 1. Not at all | 66.1 | 63.1 | 74.1 | 57.5 | - | 59.5 | 50.9 | 64.8 | 89.7 | 69.5 | 64.4 | - | - | 88.7 | 70.8 | 36.5 | |
| 2. A few of the times | 13.0 | 9.3 | 13.0 | 15.4 | - | 13.9 | 16.7 | 14.9 | 6.2 | 13.8 | 8.0 | - | - | 11.3 | 14.0 | 13.5 | |
| 3. Some of the times | 11.3 | 21.2 | 1.3 | 16.0 | - | 9.1 | 23.3 | 8.6 | 3.1 | 11.4 | 11.7 | - | - | - | 11.2 | 17.5 | |
| 4. Most of the times | 7.4 | 5.8 | 6.9 | 8.3 | - | 7.9 | 9.0 | 11.8 | - | 4.8 | 10.1 | - | - | - | 3.6 | 23.4 | |
| 5. Every time | 2.2 | 0.5 | 4.7 | 2.8 | - | 9.7 | - | - | 1.1 | 0.5 | 5.9 | - | - | - | 0.4 | 9.1 | |
| <i>Item 4230 Subject A05b</i> | <i>N†</i> | 87 | 43 | 36 | 60 | - | 17 | 23 | 25 | 21 | 44 | 29 | - | - | 6 | 58 | 18 |
| B077F: During the daytime (before 4:00 p.m.) | | | | | | | | | | | | | | | | | |
| 1. Not at all | 55.2 | 54.8 | 63.0 | 55.6 | - | 57.3 | 68.4 | 45.5 | 50.5 | 49.9 | 75.8 | - | - | 82.6 | 52.7 | 44.2 | |
| 2. A few of the times | 31.7 | 35.2 | 22.4 | 30.1 | - | 30.2 | 25.0 | 31.1 | 41.0 | 41.8 | 7.7 | - | - | 17.4 | 38.7 | 21.3 | |
| 3. Some of the times | 10.8 | 9.6 | 13.7 | 13.8 | - | 7.0 | 6.6 | 21.6 | 5.9 | 7.1 | 16.6 | - | - | - | 7.7 | 26.8 | |
| 4. Most of the times | 1.5 | - | 0.9 | 0.5 | - | 5.5 | - | - | 1.5 | 0.7 | - | - | - | - | 0.5 | 5.2 | |
| 5. Every time | 0.8 | 0.5 | - | - | - | - | - | 1.8 | 1.1 | 0.5 | - | - | - | - | 0.4 | 2.5 | |
| <i>Item 4240 Subject A05c</i> | <i>N†</i> | 87 | 43 | 36 | 60 | - | 17 | 23 | 25 | 21 | 44 | 29 | - | - | 6 | 58 | 18 |
| B077G: At your home (or apartment or dorm) | | | | | | | | | | | | | | | | | |
| 1. Not at all | 56.1 | 57.8 | 55.2 | 51.8 | - | 72.8 | 49.3 | 42.3 | 66.2 | 57.2 | 50.0 | - | - | 63.0 | 56.0 | 44.2 | |
| 2. A few of the times | 23.4 | 24.0 | 23.3 | 22.7 | - | 21.7 | 9.6 | 33.4 | 28.2 | 30.0 | 18.4 | - | - | - | 26.7 | 25.6 | |
| 3. Some of the times | 9.2 | 10.3 | 7.2 | 11.7 | - | 5.5 | 22.5 | 3.4 | 4.5 | 9.0 | 8.0 | - | - | - | 10.7 | 9.6 | |
| 4. Most of the times | 6.9 | 5.0 | 8.2 | 8.5 | - | - | 9.3 | 15.1 | - | 1.0 | 16.1 | - | - | - | 4.5 | 18.1 | |
| 5. Every time | 4.4 | 2.9 | 6.0 | 5.3 | - | - | 9.2 | 5.9 | 1.1 | 2.8 | 7.5 | - | - | 37.0 | 2.1 | 2.5 | |
| <i>Item 4250 Subject A05c</i> | <i>N†</i> | 87 | 43 | 36 | 60 | - | 17 | 23 | 25 | 21 | 44 | 29 | - | - | 6 | 58 | 18 |

†=excludes respondents for whom question was inappropriate.

DESCRIPTIVE RESULTS: 2002

81

| QUESTIONNAIRE FORM 1 2002 | TOTAL | SEX | | RACE | | REGION | | | | COLLEGE PLANS? | | ILLICIT DRUG USE: LIFETIME | | | | |
|--|-----------|------|------|-------|-------|--------|------|------|-------|-------------------|------|----------------------------|------------------------|--------------|---------------|--------------------|
| | | M | F | White | Black | NE | NC | S | W | Yes | No | None | Mari- juana Only | Few Pills | More Pills | Any Her- oin |
| <i>N (Weighted No. of Cases):</i> | 2251 | 941 | 1110 | 1362 | 233 | 439 | 561 | 749 | 502 | 1595 | 367 | 1021 | 548 | 214 | 325 | 37 |
| <i>% of Weighted Total:</i> | 100.0 | 41.8 | 49.3 | 60.5 | 10.3 | 19.5 | 24.9 | 33.3 | 22.3 | 70.8 | 16.3 | 45.4 | 24.3 | 9.5 | 14.4 | 1.6 |
| B077H: At school | | | | | | | | | | | | | | | | |
| 1. Not at all | 79.5 | 79.5 | 78.6 | 77.5 | - | 76.3 | 82.5 | 81.8 | 75.9 | 81.8 | 82.0 | - | - | 100.0 | 77.0 | 76.3 |
| 2. A few of the times | 15.4 | 15.2 | 16.6 | 16.9 | - | 23.7 | 7.9 | 11.5 | 21.5 | 16.1 | 10.0 | - | - | - | 19.0 | 12.3 |
| 3. Some of the times | 2.3 | 3.8 | 0.9 | 3.3 | - | - | 3.4 | 3.4 | 1.5 | 0.7 | 2.9 | - | - | - | 0.5 | 8.9 |
| 4. Most of the times | 0.4 | 0.9 | - | - | - | - | - | 1.5 | - | 0.9 | - | - | - | - | 0.6 | - |
| 5. Every time | 2.4 | 0.5 | 4.0 | 2.4 | - | - | 6.1 | 1.8 | 1.1 | 0.5 | 5.0 | - | - | - | 2.8 | 2.5 |
| <i>Item 4260 Subject A05c</i> | <i>N†</i> | 87 | 43 | 36 | 60 | - | 17 | 23 | 25 | 44 | 29 | - | - | 6 | 58 | 18 |
| B077I: In a car | | | | | | | | | | | | | | | | |
| 1. Not at all | 61.3 | 56.0 | 67.8 | 57.0 | - | 40.3 | 47.2 | 70.5 | 82.9 | 62.5 | 57.7 | - | - | 69.7 | 64.7 | 39.1 |
| 2. A few of the times | 19.2 | 23.4 | 16.0 | 21.9 | - | 29.3 | 22.2 | 20.9 | 5.8 | 27.1 | 11.3 | - | - | 30.3 | 20.3 | 16.6 |
| 3. Some of the times | 7.3 | 7.9 | 5.5 | 6.7 | - | 15.7 | 4.2 | 1.8 | 10.2 | 6.4 | 4.8 | - | - | - | 4.8 | 19.1 |
| 4. Most of the times | 3.7 | 3.8 | 2.0 | 3.3 | - | 5.0 | 4.9 | 4.9 | - | 3.4 | 2.9 | - | - | - | 3.7 | 5.8 |
| 5. Every time | 8.5 | 8.9 | 8.6 | 11.1 | - | 9.7 | 21.5 | 1.8 | 1.1 | 0.5 | 23.3 | - | - | - | 6.5 | 19.4 |
| <i>Item 4280 Subject A05c</i> | <i>N†</i> | 87 | 43 | 36 | 60 | - | 17 | 23 | 25 | 44 | 29 | - | - | 6 | 58 | 18 |
| B078: How many of the times when you used cocaine during the last year did you use it along with each of the following drugs—that is, so that their effects overlapped? | | | | | | | | | | | | | | | | |
| B078A: With alcohol | | | | | | | | | | | | | | | | |
| 1. Not at all | 44.9 | 37.6 | 59.0 | 41.5 | - | 43.5 | 28.8 | 48.4 | 61.4 | 54.6 | 36.2 | - | - | 84.7 | 33.3 | 55.0 |
| 2. A few of the times | 15.6 | 16.5 | 13.1 | 19.3 | - | 14.0 | 11.6 | 24.3 | 10.3 | 21.6 | 8.5 | - | - | 11.3 | 19.6 | 7.9 |
| 3. Some of the times | 15.5 | 16.8 | 17.1 | 15.2 | - | 12.4 | 17.2 | 7.2 | 27.0 | 14.1 | 17.0 | - | - | 4.0 | 19.8 | 9.2 |
| 4. Most of the times | 8.2 | 10.4 | 4.3 | 8.5 | - | 14.5 | 11.7 | 7.1 | - | 2.6 | 16.5 | - | - | - | 8.9 | 11.0 |
| 5. Every time | 15.8 | 18.8 | 6.5 | 15.4 | - | 15.5 | 30.7 | 12.9 | 1.3 | 7.1 | 21.8 | - | - | - | 18.4 | 16.9 |
| <i>Item 4290 Subject A01h</i> | <i>N†</i> | 83 | 42 | 33 | 59 | - | 16 | 23 | 25 | 43 | 29 | - | - | 6 | 55 | 17 |
| B078B: With marijuana | | | | | | | | | | | | | | | | |
| 1. Not at all | 28.5 | 25.4 | 36.8 | 22.7 | - | 3.8 | 17.1 | 29.9 | 69.4 | 33.7 | 28.9 | - | - | 15.3 | 28.5 | 16.1 |
| 2. A few of the times | 13.7 | 10.8 | 17.1 | 14.2 | - | 29.7 | 11.6 | 7.5 | 9.1 | 21.2 | 3.4 | - | - | 47.7 | 10.2 | 16.1 |
| 3. Some of the times | 15.8 | 18.5 | 10.9 | 16.9 | - | 16.2 | 18.3 | 23.4 | - | 17.8 | 12.3 | - | - | - | 17.8 | 18.7 |
| 4. Most of the times | 10.4 | 12.5 | 6.9 | 10.3 | - | 15.8 | 7.3 | 14.9 | 2.2 | 6.8 | 13.6 | - | - | - | 8.3 | 22.0 |
| 5. Every time | 31.7 | 32.8 | 28.3 | 35.9 | - | 34.5 | 45.7 | 24.3 | 19.4 | 20.6 | 41.8 | - | - | 37.0 | 35.2 | 27.1 |
| <i>Item 4300 Subject A01h</i> | <i>N†</i> | 81 | 42 | 32 | 59 | - | 17 | 23 | 24 | 43 | 26 | - | - | 6 | 52 | 18 |
| B078C: With LSD | | | | | | | | | | | | | | | | |
| 1. Not at all | 88.1 | 82.1 | 94.5 | 86.2 | - | 92.0 | 79.7 | 84.8 | 100.0 | 86.2 | 92.2 | - | - | 100.0 | 90.3 | 74.6 |
| 2. A few of the times | 8.1 | 14.0 | 2.4 | 11.1 | - | 2.4 | 13.2 | 13.1 | - | 13.8 | 1.6 | - | - | - | 6.6 | 17.0 |
| 3. Some of the times | 1.2 | - | 3.1 | - | - | 5.7 | - | - | - | - | - | - | - | - | - | 5.6 |
| 4. Most of the times | 2.0 | 3.9 | - | 2.7 | - | - | 7.1 | - | - | - | 6.2 | - | - | - | 3.1 | - |
| 5. Every time | 0.6 | - | - | - | - | - | - | 2.0 | - | - | - | - | - | - | - | 2.7 |
| <i>Item 4310 Subject A01h</i> | <i>N†</i> | 77 | 39 | 31 | 56 | - | 17 | 22 | 23 | 42 | 25 | - | - | 6 | 50 | 17 |
| B078D: With hallucinogens other than LSD | | | | | | | | | | | | | | | | |
| 1. Not at all | 87.6 | 81.5 | 96.6 | 85.4 | - | 90.6 | 84.9 | 84.3 | 92.5 | 83.8 | 94.4 | - | - | 100.0 | 91.7 | 68.4 |
| 2. A few of the times | 9.4 | 16.4 | - | 13.1 | - | 9.4 | 11.0 | 10.6 | 5.6 | 13.7 | 5.6 | - | - | - | 6.8 | 22.3 |
| 3. Some of the times | 1.5 | 2.1 | 1.0 | 1.5 | - | - | 4.1 | - | 1.9 | 0.7 | - | - | - | - | - | 6.6 |
| 4. Most of the times | - | - | - | - | - | - | - | - | - | - | - | - | - | - | - | - |
| 5. Every time | 1.6 | - | 2.4 | - | - | - | - | 5.1 | - | 1.7 | - | - | - | - | 1.5 | 2.7 |
| <i>Item 4320 Subject A01h</i> | <i>N†</i> | 76 | 38 | 31 | 54 | - | 17 | 19 | 23 | 42 | 23 | - | - | 6 | 49 | 17 |
| B078E: With amphetamines | | | | | | | | | | | | | | | | |
| 1. Not at all | 80.5 | 71.1 | 94.5 | 77.4 | - | 84.5 | 71.8 | 72.5 | 100.0 | 80.8 | 92.2 | - | - | 100.0 | 81.5 | 66.3 |
| 2. A few of the times | 10.1 | 15.4 | 5.5 | 12.2 | - | 8.0 | 10.5 | 18.2 | - | 11.9 | 7.8 | - | - | - | 8.0 | 22.6 |
| 3. Some of the times | 6.9 | 10.5 | - | 8.3 | - | 6.2 | 17.7 | 2.3 | - | 7.2 | - | - | - | - | 8.2 | 7.1 |
| 4. Most of the times | - | - | - | - | - | - | - | - | - | - | - | - | - | - | - | - |
| 5. Every time | 2.4 | 3.0 | - | 2.1 | - | 1.3 | - | 7.0 | - | - | - | - | - | - | 2.3 | 4.0 |
| <i>Item 4330 Subject A01h</i> | <i>N†</i> | 79 | 41 | 31 | 58 | - | 17 | 22 | 24 | 42 | 25 | - | - | 6 | 52 | 17 |

†=excludes respondents for whom question was inappropriate.

MONITORING THE FUTURE

| QUESTIONNAIRE FORM 1 2002 | TOTAL | SEX | | RACE | | REGION | | | | COLLEGE PLANS? | | ILLICIT DRUG USE: LIFETIME | | | | | |
|--|-----------|------|------|-------|-------|--------|------|------|-------|-------------------|------|----------------------------|------------------------|--------------|---------------|--------------------|----|
| | | M | F | White | Black | NE | NC | S | W | Yes | No | None | Mari- juana Only | Few Pills | More Pills | Any Her- oin | |
| <i>N (Weighted No. of Cases):</i> | 2251 | 941 | 1110 | 1362 | 233 | 439 | 561 | 749 | 502 | 1595 | 367 | 1021 | 548 | 214 | 325 | 37 | |
| <i>% of Weighted Total:</i> | 100.0 | 41.8 | 49.3 | 60.5 | 10.3 | 19.5 | 24.9 | 33.3 | 22.3 | 70.8 | 16.3 | 45.4 | 24.3 | 9.5 | 14.4 | 1.6 | |
| B078F: With quaaludes | | | | | | | | | | | | | | | | | |
| 1. Not at all | 93.0 | 91.5 | 94.7 | 92.8 | - | 92.0 | 83.1 | 98.0 | 100.0 | 93.3 | 98.4 | - | - | 100.0 | 94.4 | 84.6 | |
| 2. A few of the times | 1.4 | 1.0 | 2.3 | 2.0 | - | 2.4 | 3.4 | - | - | 1.7 | 1.6 | - | - | - | 1.4 | 2.4 | |
| 3. Some of the times | 5.0 | 7.5 | 3.0 | 5.2 | - | 5.7 | 13.5 | - | - | 5.0 | - | - | - | - | 4.2 | 10.4 | |
| 4. Most of the times | - | - | - | - | - | - | - | - | - | - | - | - | - | - | - | - | |
| 5. Every time | 0.6 | - | - | - | - | - | - | 2.0 | - | - | - | - | - | - | - | 2.7 | |
| <i>Item 4340 Subject A01h</i> | <i>N†</i> | 78 | 39 | 32 | 56 | - | 17 | 22 | 23 | 16 | 43 | 25 | - | - | 6 | 51 | 17 |
| B078G: With barbiturates | | | | | | | | | | | | | | | | | |
| 1. Not at all | 89.0 | 85.9 | 94.7 | 89.1 | - | 86.3 | 83.1 | 88.6 | 100.0 | 90.8 | 94.1 | - | - | 100.0 | 90.2 | 78.9 | |
| 2. A few of the times | 4.1 | 3.8 | 2.3 | 3.9 | - | 8.0 | 3.4 | 4.8 | - | 1.7 | 5.9 | - | - | - | 3.6 | 8.0 | |
| 3. Some of the times | 5.1 | 10.3 | - | 7.0 | - | - | 13.5 | 4.5 | - | 7.5 | - | - | - | - | 6.3 | 4.7 | |
| 4. Most of the times | 1.2 | - | 3.0 | - | - | 5.7 | - | - | - | - | - | - | - | - | - | 5.6 | |
| 5. Every time | 0.6 | - | - | - | - | - | - | 2.1 | - | - | - | - | - | - | - | 2.7 | |
| <i>Item 4350 Subject A01h</i> | <i>N†</i> | 77 | 38 | 32 | 56 | - | 17 | 22 | 22 | 16 | 42 | 25 | - | - | 6 | 50 | 17 |
| B078H: With tranquilizers | | | | | | | | | | | | | | | | | |
| 1. Not at all | 88.7 | 85.2 | 94.5 | 89.2 | - | 88.3 | 83.1 | 86.2 | 100.0 | 90.7 | 94.2 | - | - | 100.0 | 89.1 | 80.9 | |
| 2. A few of the times | 1.9 | 3.7 | - | 0.7 | - | 2.4 | - | 4.7 | - | 2.5 | 1.6 | - | - | - | 2.1 | 2.4 | |
| 3. Some of the times | 6.0 | 8.5 | 2.4 | 8.2 | - | 2.4 | 16.9 | 2.4 | - | 6.8 | - | - | - | - | 6.8 | 7.1 | |
| 4. Most of the times | 1.6 | 2.7 | - | 1.9 | - | 1.3 | - | 4.6 | - | - | 4.2 | - | - | - | 2.1 | 1.3 | |
| 5. Every time | 1.8 | - | 3.1 | - | - | 5.7 | - | 2.0 | - | - | - | - | - | - | - | 8.4 | |
| <i>Item 4360 Subject A01h</i> | <i>N†</i> | 77 | 39 | 31 | 56 | - | 17 | 22 | 23 | 16 | 42 | 25 | - | - | 6 | 50 | 17 |
| B079: What have been the most important reasons for your taking cocaine? (Mark all that apply.) | | | | | | | | | | | | | | | | | |
| A. To experiment—to see what it's like | 78.4 | 89.7 | 65.4 | 81.6 | - | 74.8 | 76.9 | 84.9 | 74.1 | 93.3 | 60.4 | - | - | 100.0 | 83.7 | 55.3 | |
| B. To relax or relieve tension | 24.6 | 26.6 | 24.6 | 26.3 | - | 15.7 | 25.3 | 37.1 | 13.4 | 27.2 | 16.3 | - | - | - | 20.9 | 43.5 | |
| C. To feel good or get high | 52.0 | 35.5 | 60.6 | 50.3 | - | 46.4 | 62.5 | 48.1 | 49.6 | 44.6 | 48.0 | - | - | 37.0 | 57.9 | 38.4 | |
| D. To seek deeper insights and understanding | 5.8 | 5.0 | 8.0 | 7.5 | - | 9.7 | 4.2 | 5.9 | 3.9 | 7.6 | 6.2 | - | - | - | 4.8 | 10.8 | |
| E. To have a good time with my friends | 30.1 | 26.2 | 30.1 | 32.3 | - | 20.0 | 39.8 | 36.9 | 17.2 | 26.5 | 31.9 | - | - | 37.0 | 29.3 | 30.4 | |
| F. To fit in with a group I like | 9.0 | 10.1 | 9.5 | 12.3 | - | 5.5 | 28.6 | - | - | 8.3 | 11.4 | - | - | 37.0 | 5.1 | 11.8 | |
| G. To get away from my problems or troubles | 15.3 | 6.6 | 23.9 | 10.6 | - | 12.9 | 13.8 | 12.8 | 23.6 | 14.0 | 19.1 | - | - | - | 16.2 | 17.4 | |
| H. Because of boredom, nothing else to do | 24.6 | 30.6 | 20.9 | 26.9 | - | 12.7 | 36.3 | 26.9 | 17.8 | 24.0 | 23.2 | - | - | - | 32.6 | 8.0 | |
| I. Because of anger or frustration | 5.1 | 6.6 | 4.5 | 4.9 | - | 2.3 | 9.8 | 1.4 | 7.4 | 8.4 | 1.5 | - | - | - | 6.6 | 2.2 | |
| J. To get through the day | 5.8 | 3.4 | 5.0 | 3.0 | - | 17.2 | 4.2 | 1.8 | 1.9 | 4.3 | 1.5 | - | - | - | 3.6 | 14.3 | |
| K. To increase the effects of some other drug(s) | 11.6 | 13.4 | 2.1 | 11.0 | - | 23.1 | 15.1 | 1.8 | 9.6 | 13.9 | 6.3 | - | - | - | 11.7 | 14.8 | |
| L. To decrease (offset) the effects of some other drug(s) | 6.9 | 8.7 | 6.2 | 8.2 | - | 2.3 | 16.4 | 6.3 | - | 9.3 | 6.7 | - | - | - | 9.2 | 2.2 | |
| M. To stay awake | 28.2 | 28.7 | 17.2 | 25.6 | - | 38.4 | 25.8 | 32.7 | 13.4 | 25.0 | 22.0 | - | - | - | 27.7 | 38.7 | |
| N. To get more energy | 42.8 | 36.1 | 43.0 | 41.1 | - | 46.1 | 47.6 | 45.6 | 28.4 | 40.6 | 38.3 | - | - | 37.0 | 40.7 | 51.0 | |
| O. Because I am "hooked"—I have to have it | 3.2 | 5.5 | - | 3.7 | - | - | 9.8 | 1.8 | - | 5.4 | - | - | - | - | 3.8 | 2.5 | |
| <i>Item 4370-4510 Subject A06a</i> | <i>N†</i> | 80 | 39 | 34 | 58 | - | 17 | 22 | 25 | 16 | 40 | 27 | - | - | 6 | 56 | 18 |
| B080: When you take cocaine, how high do you usually get? | | | | | | | | | | | | | | | | | |
| 1. Not at all high | 7.6 | 10.3 | 5.2 | - | - | - | - | - | 32.2 | 14.3 | - | - | - | - | 4.0 | - | |
| 2. A little high | 14.9 | 13.1 | 20.1 | 16.4 | - | 17.7 | 0.8 | 16.5 | 26.8 | 20.3 | 7.1 | - | - | 11.3 | 15.6 | 17.4 | |
| 3. Moderately high | 42.0 | 44.3 | 39.5 | 44.1 | - | 27.5 | 55.0 | 44.3 | 36.9 | 36.5 | 60.3 | - | - | 54.4 | 48.5 | 27.5 | |
| 4. Very high | 30.6 | 28.7 | 27.9 | 32.9 | - | 48.0 | 38.1 | 34.0 | 3.0 | 26.2 | 23.1 | - | - | 30.3 | 27.4 | 48.0 | |
| 5. I don't take it to get high | 4.8 | 3.6 | 7.3 | 6.6 | - | 6.7 | 6.1 | 5.3 | 1.1 | 2.7 | 9.6 | - | - | 4.0 | 4.5 | 7.2 | |
| <i>Item 4520 Subject A01e</i> | <i>N†</i> | 86 | 43 | 36 | 60 | - | 18 | 23 | 25 | 20 | 44 | 29 | - | - | 6 | 58 | 18 |
| B081: When you take cocaine, how long do you usually stay high? | | | | | | | | | | | | | | | | | |
| 1. Usually don't get high | 5.9 | 3.3 | 9.2 | 3.8 | - | - | 6.1 | 3.4 | 15.9 | 5.3 | 7.9 | - | - | 4.0 | 6.5 | 4.6 | |
| 2. One to two hours | 48.2 | 55.6 | 39.2 | 49.7 | - | 59.9 | 38.3 | 43.1 | 57.9 | 53.0 | 37.9 | - | - | 17.4 | 53.6 | 41.3 | |
| 3. Three to six hours | 30.5 | 32.4 | 30.7 | 29.1 | - | 22.3 | 39.2 | 31.0 | 26.2 | 37.5 | 28.8 | - | - | 78.6 | 25.7 | 30.2 | |
| 4. Seven to 24 hours | 11.3 | 4.0 | 18.2 | 13.5 | - | 6.9 | 16.5 | 17.0 | - | 2.1 | 22.1 | - | - | - | 11.8 | 13.5 | |
| 5. More than 24 hours | 4.0 | 4.6 | 2.7 | 3.9 | - | 10.9 | - | 5.5 | - | 2.1 | 3.4 | - | - | - | 2.4 | 10.4 | |
| <i>Item 4530 Subject A01f</i> | <i>N†</i> | 82 | 39 | 36 | 60 | - | 18 | 23 | 25 | 16 | 40 | 29 | - | - | 6 | 58 | 18 |

†=excludes respondents for whom question was inappropriate.

DESCRIPTIVE RESULTS: 2002

83

| QUESTIONNAIRE FORM 1 2002 | TOTAL | SEX | | RACE | | REGION | | | | COLLEGE PLANS? | | ILLCIT DRUG USE: LIFETIME | | | | | |
|--|-----------|-------------|------------|-------------|-------------|------------|------------|------------|------------|-------------------|-------------|---------------------------|------------------------|--------------|---------------|--------------------|-----------|
| | | M | F | White | Black | NE | NC | S | W | Yes | No | None | Mari- juana Only | Few Pills | More Pills | Any Her- oin | |
| <i>N (Weighted No. of Cases):</i> | 2251 | 941 | 1110 | 1362 | 233 | 439 | 561 | 749 | 502 | 1595 | 367 | 1021 | 548 | 214 | 325 | 37 | |
| <i>% of Weighted Total:</i> | 100.0 | 41.8 | 49.3 | 60.5 | 10.3 | 19.5 | 24.9 | 33.3 | 22.3 | 70.8 | 16.3 | 45.4 | 24.3 | 9.5 | 14.4 | 1.6 | |
| B082: Have you ever tried to stop using cocaine and found that you couldn't stop? | | | | | | | | | | | | | | | | | |
| 1. Yes | 5.1 | - | 12.2 | 5.2 | - | 15.0 | 6.1 | - | 1.5 | 0.7 | 10.8 | - | - | - | 2.5 | 16.0 | |
| 2. No | 94.9 | 100.0 | 87.8 | 94.8 | - | 85.0 | 93.9 | 100.0 | 98.5 | 99.3 | 89.2 | - | - | 100.0 | 97.5 | 84.0 | |
| <i>Item 4540 Subject A01i</i> | <i>N†</i> | <i>86</i> | <i>43</i> | <i>36</i> | <i>60</i> | <i>-</i> | <i>18</i> | <i>23</i> | <i>25</i> | <i>20</i> | <i>44</i> | <i>29</i> | <i>-</i> | <i>-</i> | <i>6</i> | <i>58</i> | <i>18</i> |
| B083: What forms of cocaine have you used? (Mark all that apply.) | | | | | | | | | | | | | | | | | |
| A. Cocaine powder | 94.0 | 95.8 | 90.8 | 93.9 | - | 94.5 | 83.6 | 100.0 | 98.6 | 99.4 | 86.9 | - | - | 63.0 | 99.6 | 87.1 | |
| B. "Crack" or "rock" | 37.7 | 28.0 | 43.2 | 38.6 | - | 33.7 | 47.0 | 35.5 | 32.8 | 18.3 | 56.0 | - | - | 37.0 | 30.4 | 59.9 | |
| C. "Freebase" or "base" | 20.0 | 28.6 | 5.2 | 21.5 | - | 20.1 | 20.7 | 21.3 | 17.1 | 24.3 | 9.4 | - | - | - | 19.3 | 28.5 | |
| D. Coca paste | 1.8 | 2.6 | - | 1.3 | - | 4.4 | - | 1.9 | 1.4 | 1.5 | 1.5 | - | - | - | 1.1 | 4.7 | |
| <i>Item 4531-4534 Subject A01l</i> | <i>N†</i> | <i>80</i> | <i>39</i> | <i>34</i> | <i>58</i> | <i>-</i> | <i>18</i> | <i>22</i> | <i>24</i> | <i>16</i> | <i>39</i> | <i>27</i> | <i>-</i> | <i>-</i> | <i>6</i> | <i>55</i> | <i>18</i> |
| B084: What methods have you used for taking cocaine? (Mark all that apply.) | | | | | | | | | | | | | | | | | |
| A. Sniffing or "snorting" | 90.2 | 91.1 | 87.1 | 89.1 | - | 93.0 | 78.5 | 93.7 | 98.6 | 98.7 | 77.2 | - | - | 63.0 | 94.8 | 84.4 | |
| B. Smoking | 57.1 | 64.0 | 45.4 | 60.1 | - | 51.9 | 71.1 | 59.1 | 39.7 | 49.9 | 61.5 | - | - | 37.0 | 53.3 | 75.5 | |
| C. Injection | 1.9 | - | - | - | - | 1.2 | 3.8 | 1.9 | - | - | - | - | - | - | 1.5 | 3.7 | |
| D. Inhaling fumes | 16.1 | 13.8 | 14.5 | 17.2 | - | 21.7 | 5.5 | 28.1 | 7.2 | 11.4 | 18.1 | - | - | - | 6.8 | 50.0 | |
| E. By mouth | 30.1 | 37.2 | 25.5 | 37.8 | - | 18.1 | 28.5 | 51.7 | 13.2 | 32.6 | 27.2 | - | - | - | 29.7 | 41.1 | |
| F. Other | 1.3 | 2.8 | - | 1.4 | - | - | - | 3.5 | 1.4 | 2.7 | - | - | - | - | 1.9 | - | |
| <i>Item 4550-4590 Subject A05d</i> | <i>N†</i> | <i>81</i> | <i>39</i> | <i>35</i> | <i>60</i> | <i>-</i> | <i>18</i> | <i>23</i> | <i>24</i> | <i>16</i> | <i>39</i> | <i>29</i> | <i>-</i> | <i>-</i> | <i>6</i> | <i>57</i> | <i>18</i> |
| B085: Do you think you will be using cocaine five years from now? | | | | | | | | | | | | | | | | | |
| 1. I definitely will | 1.1 | 1.1 | 1.0 | 1.0 | 1.6 | 1.6 | 1.3 | 1.1 | 0.3 | 0.5 | 3.3 | 0.3 | 1.0 | 0.3 | 2.0 | 19.7 | |
| 2. I probably will | 0.5 | 0.4 | 0.2 | 0.4 | - | 0.8 | 0.2 | 0.3 | 0.7 | 0.3 | 0.5 | 0.2 | - | - | 2.2 | 1.8 | |
| 3. I probably will not | 6.0 | 6.2 | 5.6 | 6.0 | 1.2 | 7.4 | 7.0 | 5.4 | 4.8 | 5.3 | 8.6 | 1.8 | 4.9 | 10.0 | 17.0 | 29.0 | |
| 4. I definitely will not | 92.4 | 92.3 | 93.1 | 92.7 | 97.2 | 90.2 | 91.5 | 93.2 | 94.2 | 93.9 | 87.6 | 97.7 | 94.2 | 89.7 | 78.8 | 49.5 | |
| <i>Item 4600 Subject A04a</i> | <i>N</i> | <i>2085</i> | <i>912</i> | <i>1085</i> | <i>1331</i> | <i>222</i> | <i>384</i> | <i>536</i> | <i>699</i> | <i>466</i> | <i>1560</i> | <i>359</i> | <i>996</i> | <i>516</i> | <i>204</i> | <i>287</i> | <i>35</i> |
| The next questions are about HEROIN. | | | | | | | | | | | | | | | | | |
| B086: On how many occasions (if any) have you taken heroin . . . | | | | | | | | | | | | | | | | | |
| B086A: . . . in your lifetime? | | | | | | | | | | | | | | | | | |
| 1. 0 occasions | 98.2 | 98.3 | 98.3 | 98.0 | 99.6 | 97.8 | 98.3 | 97.6 | 99.5 | 99.0 | 95.3 | 100.0 | 100.0 | 100.0 | 100.0 | - | |
| 2. 1-2 | 0.7 | 0.6 | 0.9 | 1.0 | - | 1.0 | 0.7 | 0.9 | 0.2 | 0.8 | 0.5 | - | - | - | - | 40.9 | |
| 3. 3-5 | 0.4 | 0.4 | 0.3 | 0.5 | - | 0.2 | - | 0.8 | 0.3 | 0.2 | 1.1 | - | - | - | - | 21.2 | |
| 4. 6-9 | 0.2 | 0.1 | 0.2 | 0.2 | - | 0.7 | 0.1 | 0.1 | - | - | 0.6 | - | - | - | - | 10.6 | |
| 5. 10-19 | 0.1 | 0.1 | 0.1 | 0.1 | - | - | 0.1 | 0.1 | - | - | 0.5 | - | - | - | - | 4.5 | |
| 6. 20-39 | - | - | - | - | - | - | - | - | - | - | - | - | - | - | - | - | |
| 7. 40 or more | 0.4 | 0.5 | 0.3 | 0.2 | 0.4 | 0.3 | 0.7 | 0.5 | - | - | 2.0 | - | - | - | - | 22.8 | |
| <i>Item 1100 Subject A01a</i> | <i>N</i> | <i>2075</i> | <i>905</i> | <i>1088</i> | <i>1336</i> | <i>222</i> | <i>384</i> | <i>538</i> | <i>701</i> | <i>453</i> | <i>1552</i> | <i>358</i> | <i>992</i> | <i>514</i> | <i>203</i> | <i>294</i> | <i>37</i> |
| B086B: . . . during the last 12 months? | | | | | | | | | | | | | | | | | |
| 1. 0 occasions | 98.8 | 98.6 | 99.2 | 98.7 | 99.6 | 98.5 | 99.3 | 98.1 | 99.7 | 99.5 | 96.5 | 100.0 | 100.0 | 100.0 | 100.0 | 32.9 | |
| 2. 1-2 | 0.3 | 0.5 | 0.2 | 0.5 | - | 0.4 | 0.1 | 0.7 | 0.1 | 0.3 | 0.5 | - | - | - | - | 19.6 | |
| 3. 3-5 | 0.4 | 0.4 | 0.4 | 0.7 | - | 0.5 | 0.1 | 0.8 | 0.2 | 0.2 | 1.4 | - | - | - | - | 25.4 | |
| 4. 6-9 | 0.2 | 0.3 | - | - | - | 0.2 | - | 0.4 | - | - | 0.8 | - | - | - | - | 10.7 | |
| 5. 10-19 | - | - | - | - | - | - | - | - | - | - | - | - | - | - | - | - | |
| 6. 20-39 | - | - | - | - | - | - | - | - | - | - | - | - | - | - | - | - | |
| 7. 40 or more | 0.2 | 0.2 | 0.2 | 0.1 | 0.4 | 0.3 | 0.4 | 0.1 | - | - | 0.8 | - | - | - | - | 11.4 | |
| <i>Item 1110 Subject A01b</i> | <i>N</i> | <i>2074</i> | <i>905</i> | <i>1088</i> | <i>1336</i> | <i>222</i> | <i>383</i> | <i>538</i> | <i>701</i> | <i>453</i> | <i>1552</i> | <i>358</i> | <i>992</i> | <i>514</i> | <i>203</i> | <i>294</i> | <i>36</i> |
| B086C: . . . during the last 30 days? | | | | | | | | | | | | | | | | | |
| 1. 0 occasions | 99.7 | 99.8 | 99.7 | 99.7 | 99.6 | 99.6 | 99.6 | 99.9 | 99.9 | 100.0 | 98.7 | 100.0 | 100.0 | 100.0 | 100.0 | 85.4 | |
| 2. 1-2 | 0.1 | 0.2 | 0.1 | 0.2 | - | - | 0.3 | * | 0.1 | * | 0.4 | - | - | - | - | 5.8 | |
| 3. 3-5 | 0.1 | - | 0.2 | 0.1 | - | 0.4 | - | - | - | - | 0.5 | - | - | - | - | 4.7 | |
| 4. 6-9 | - | - | - | - | - | - | - | - | - | - | - | - | - | - | - | - | |
| 5. 10-19 | - | - | - | - | - | - | - | - | - | - | - | - | - | - | - | - | |
| 6. 20-39 | - | - | - | - | - | - | - | - | - | - | - | - | - | - | - | - | |
| 7. 40 or more | 0.1 | 0.1 | 0.1 | * | 0.4 | - | 0.2 | 0.1 | - | - | 0.4 | - | - | - | - | 4.1 | |
| <i>Item 1120 Subject A01c</i> | <i>N</i> | <i>2075</i> | <i>906</i> | <i>1088</i> | <i>1336</i> | <i>222</i> | <i>384</i> | <i>538</i> | <i>701</i> | <i>453</i> | <i>1551</i> | <i>359</i> | <i>992</i> | <i>514</i> | <i>203</i> | <i>295</i> | <i>36</i> |

†=excludes respondents for whom question was inappropriate. *=less than .05 percent.

MONITORING THE FUTURE

| QUESTIONNAIRE FORM 1 2002 | TOTAL | SEX | | RACE | | REGION | | | | COLLEGE PLANS? | | ILLCIT DRUG USE: LIFETIME | | | | |
|--|-------|------|------|-------|-------|--------|------|------|------|-------------------|------|---------------------------|------------------------|--------------|---------------|--------------------|
| | | M | F | White | Black | NE | NC | S | W | Yes | No | None | Mari- juana Only | Few Pills | More Pills | Any Her- oin |
| <i>N (Weighted No. of Cases):</i> | 2251 | 941 | 1110 | 1362 | 233 | 439 | 561 | 749 | 502 | 1595 | 367 | 1021 | 548 | 214 | 325 | 37 |
| <i>% of Weighted Total:</i> | 100.0 | 41.8 | 49.3 | 60.5 | 10.3 | 19.5 | 24.9 | 33.3 | 22.3 | 70.8 | 16.3 | 45.4 | 24.3 | 9.5 | 14.4 | 1.6 |
| <p>The next questions are about NARCOTICS OTHER THAN HEROIN, which are sometimes prescribed by doctors. Drugstores are not supposed to sell them without a prescription. These include: Methadone, Codeine, OxyContin, Percodan, Opium, Demerol, Percocet, Dilaudid, Morphine, and Vicodin.</p> <p>B087: Have you ever taken any narcotics other than heroin because a doctor told you to use them?</p> <p>1. No</p> <p>2. Yes, but I had already tried them on my own</p> <p>3. Yes, and it was the first time I took any</p> <p><i>Item 5020 Subject A01j</i></p> <p>B088: On how many occasions (if any) have you taken narcotics other than heroin on your own—that is, without a doctor telling you to take them . . .</p> <p>B088A: . . . in your lifetime?</p> <p>1. 0 occasions</p> <p>2. 1-2</p> <p>3. 3-5</p> <p>4. 6-9</p> <p>5. 10-19</p> <p>6. 20-39</p> <p>7. 40 or more</p> <p><i>Item 1130 Subject A01a</i></p> <p>B088B: . . . during the last 12 months?</p> <p>1. 0 occasions</p> <p>2. 1-2</p> <p>3. 3-5</p> <p>4. 6-9</p> <p>5. 10-19</p> <p>6. 20-39</p> <p>7. 40 or more</p> <p><i>Item 1140 Subject A01b</i></p> <p>B088C: . . . during the last 30 days?</p> <p>1. 0 occasions</p> <p>2. 1-2</p> <p>3. 3-5</p> <p>4. 6-9</p> <p>5. 10-19</p> <p>6. 20-39</p> <p>7. 40 or more</p> <p><i>Item 1150 Subject A01c</i></p> <p>IF YOU HAVE NOT TAKEN NARCOTICS OTHER THAN HEROIN IN THE LAST TWELVE MONTHS, GO TO Q.B097.</p> <p>THE FOLLOWING QUESTIONS REFER ONLY TO TAKING NARCOTICS OTHER THAN HEROIN WITHOUT A DOCTOR'S ORDERS. IF YOU HAVE NOT DONE THIS IN THE LAST TWELVE MONTHS, GO TO Q.B097.</p> <p>B089: When you used narcotics other than heroin during the last year, how often did you use them in each of the following situations?</p> | | | | | | | | | | | | | | | | |
| | 80.2 | 81.9 | 78.7 | 75.0 | 97.0 | 84.0 | 77.1 | 80.0 | 81.0 | 79.4 | 81.8 | 86.9 | 89.2 | 63.7 | 55.0 | 54.4 |
| | 3.9 | 5.4 | 2.3 | 4.8 | 0.9 | 4.1 | 5.5 | 3.2 | 3.1 | 3.2 | 5.4 | - | - | 4.6 | 21.1 | 25.7 |
| | 15.9 | 12.7 | 19.0 | 20.2 | 2.1 | 11.9 | 17.4 | 16.8 | 15.9 | 17.4 | 12.8 | 13.1 | 10.8 | 31.6 | 23.9 | 20.0 |
| | 2056 | 894 | 1084 | 1326 | 217 | 382 | 532 | 691 | 451 | 1548 | 354 | 986 | 505 | 200 | 295 | 37 |
| | 87.9 | 86.7 | 89.3 | 84.4 | 98.7 | 86.8 | 86.4 | 87.8 | 90.8 | 88.6 | 85.7 | 100.0 | 100.0 | 72.4 | 44.1 | 17.2 |
| | 4.5 | 4.6 | 4.6 | 5.8 | 0.8 | 4.2 | 5.6 | 4.4 | 3.7 | 4.4 | 6.2 | - | - | 27.6 | 10.5 | 17.8 |
| | 2.6 | 2.3 | 2.9 | 3.5 | 0.4 | 3.1 | 2.3 | 3.2 | 1.7 | 2.4 | 3.4 | - | - | - | 15.8 | 20.2 |
| | 1.6 | 1.8 | 1.3 | 1.9 | 0.1 | 2.4 | 1.8 | 1.4 | 1.0 | 1.5 | 1.5 | - | - | - | 10.5 | 4.9 |
| | 1.7 | 2.2 | 1.1 | 2.3 | - | 2.1 | 1.7 | 1.5 | 1.6 | 1.6 | 1.5 | - | - | - | 9.7 | 16.7 |
| | 0.8 | 1.1 | 0.6 | 1.1 | - | 0.4 | 0.5 | 1.4 | 0.6 | 0.9 | 0.6 | - | - | - | 3.9 | 14.4 |
| | 0.9 | 1.2 | 0.2 | 1.2 | - | 0.9 | 1.7 | 0.4 | 0.7 | 0.6 | 1.2 | - | - | - | 5.5 | 8.7 |
| | 2064 | 902 | 1086 | 1331 | 220 | 383 | 533 | 697 | 452 | 1552 | 354 | 989 | 509 | 202 | 296 | 34 |
| | 92.0 | 91.7 | 92.7 | 89.7 | 99.5 | 90.6 | 91.8 | 92.5 | 92.7 | 92.3 | 92.2 | 100.0 | 100.0 | 87.0 | 60.2 | 42.2 |
| | 3.4 | 2.8 | 4.1 | 4.5 | 0.4 | 2.9 | 3.0 | 3.4 | 4.4 | 3.6 | 2.7 | - | - | 13.0 | 14.0 | 7.8 |
| | 1.4 | 1.4 | 1.3 | 1.7 | - | 2.7 | 1.2 | 1.3 | 0.5 | 0.9 | 2.4 | - | - | - | 6.9 | 21.7 |
| | 1.1 | 1.2 | 1.2 | 1.4 | 0.1 | 2.5 | 1.2 | 0.7 | 0.6 | 1.3 | 0.5 | - | - | - | 8.0 | - |
| | 0.9 | 1.3 | 0.6 | 1.3 | - | 0.3 | 1.4 | 0.9 | 0.8 | 0.8 | 1.2 | - | - | - | 5.6 | 5.8 |
| | 0.5 | 0.9 | 0.1 | 0.7 | - | - | 0.6 | 0.8 | 0.3 | 0.5 | 0.3 | - | - | - | 1.9 | 14.0 |
| | 0.6 | 0.8 | 0.1 | 0.8 | - | 0.9 | 0.7 | 0.4 | 0.7 | 0.5 | 0.8 | - | - | - | 3.3 | 8.5 |
| | 2066 | 902 | 1087 | 1332 | 221 | 383 | 535 | 697 | 452 | 1552 | 355 | 990 | 509 | 202 | 296 | 35 |
| | 96.6 | 96.0 | 97.6 | 95.7 | 100.0 | 97.0 | 95.9 | 96.7 | 97.2 | 96.7 | 97.3 | 100.0 | 100.0 | 98.8 | 81.5 | 64.2 |
| | 1.8 | 1.8 | 1.8 | 2.2 | - | 2.1 | 1.6 | 1.9 | 1.5 | 1.7 | 1.6 | - | - | 1.2 | 10.1 | 13.6 |
| | 0.5 | 0.7 | 0.2 | 0.6 | - | 0.2 | 1.0 | 0.5 | 0.2 | 0.5 | 0.3 | - | - | - | 2.3 | 11.0 |
| | 0.6 | 1.1 | 0.2 | 1.0 | - | - | 1.2 | 0.8 | 0.4 | 0.7 | 0.5 | - | - | - | 3.4 | 9.3 |
| | 0.2 | 0.3 | 0.1 | 0.3 | - | 0.5 | 0.3 | 0.1 | - | 0.2 | 0.1 | - | - | - | 1.5 | 1.2 |
| | 0.1 | * | - | 0.2 | - | 0.2 | - | - | 0.5 | 0.2 | - | - | - | - | 0.9 | 0.6 |
| | * | - | 0.1 | 0.1 | - | - | - | - | 0.2 | - | 0.3 | - | - | - | 0.3 | - |
| | 2064 | 901 | 1086 | 1331 | 220 | 383 | 532 | 697 | 452 | 1551 | 354 | 990 | 509 | 201 | 296 | 34 |

* = less than .05 percent.

DESCRIPTIVE RESULTS: 2002

85

| QUESTIONNAIRE FORM 1 2002 | TOTAL | SEX | | RACE | | REGION | | | | COLLEGE PLANS? | | ILLICIT DRUG USE: LIFETIME | | | | | |
|---|-----------|------|------|-------|-------|--------|------|------|------|-------------------|------|----------------------------|------------------------|--------------|---------------|--------------------|----|
| | | M | F | White | Black | NE | NC | S | W | Yes | No | None | Mari- juana Only | Few Pills | More Pills | Any Her- oin | |
| <i>N (Weighted No. of Cases):</i> | 2251 | 941 | 1110 | 1362 | 233 | 439 | 561 | 749 | 502 | 1595 | 367 | 1021 | 548 | 214 | 325 | 37 | |
| <i>% of Weighted Total:</i> | 100.0 | 41.8 | 49.3 | 60.5 | 10.3 | 19.5 | 24.9 | 33.3 | 22.3 | 70.8 | 16.3 | 45.4 | 24.3 | 9.5 | 14.4 | 1.6 | |
| B089A: When you were alone | | | | | | | | | | | | | | | | | |
| 1. Not at all | 45.9 | 48.6 | 43.5 | 43.7 | 100.0 | 54.0 | 52.1 | 36.9 | 42.3 | 42.8 | 48.5 | - | - | 76.2 | 43.2 | 31.9 | |
| 2. A few of the times | 31.9 | 37.1 | 28.6 | 31.6 | - | 29.2 | 29.7 | 32.4 | 37.8 | 35.6 | 22.0 | - | - | 21.9 | 36.2 | 13.3 | |
| 3. Some of the times | 13.6 | 11.7 | 12.4 | 15.6 | - | 9.5 | 11.3 | 19.1 | 12.3 | 13.5 | 18.0 | - | - | - | 11.5 | 42.0 | |
| 4. Most of the times | 1.1 | 0.5 | 0.4 | 0.5 | - | 1.1 | 2.5 | - | 1.0 | 0.6 | - | - | - | - | 1.4 | - | |
| 5. Every time | 7.6 | 2.0 | 15.1 | 8.5 | - | 6.2 | 4.4 | 11.5 | 6.5 | 7.4 | 11.5 | - | - | 2.0 | 7.7 | 12.8 | |
| <i>Item 5030 Subject A05a</i> | <i>N†</i> | 137 | 66 | 60 | 112 | 1 | 33 | 35 | 45 | 24 | 99 | 23 | - | - | 16 | 105 | 16 |
| B089B: With just 1 or 2 other people | | | | | | | | | | | | | | | | | |
| 1. Not at all | 24.6 | 14.5 | 39.7 | 23.9 | 41.0 | 16.4 | 27.4 | 20.5 | 39.4 | 27.6 | 24.1 | - | - | 53.1 | 23.7 | 2.0 | |
| 2. A few of the times | 34.7 | 44.2 | 25.8 | 33.5 | - | 50.0 | 28.3 | 35.8 | 21.2 | 32.4 | 35.5 | - | - | 18.0 | 34.4 | 53.3 | |
| 3. Some of the times | 20.4 | 20.4 | 18.5 | 23.6 | - | 15.3 | 19.9 | 26.2 | 17.6 | 23.3 | 10.0 | - | - | - | 22.9 | 24.6 | |
| 4. Most of the times | 7.8 | 4.9 | 6.9 | 6.4 | - | 13.2 | 6.3 | 5.2 | 7.5 | 3.9 | 15.4 | - | - | - | 8.9 | 8.4 | |
| 5. Every time | 12.4 | 16.1 | 9.2 | 12.6 | 59.0 | 5.1 | 18.1 | 12.2 | 14.3 | 12.8 | 15.0 | - | - | 28.9 | 10.0 | 11.7 | |
| <i>Item 5040 Subject A05b</i> | <i>N†</i> | 136 | 65 | 61 | 112 | 1 | 32 | 36 | 44 | 24 | 98 | 23 | - | - | 16 | 105 | 16 |
| B089C: At a party | | | | | | | | | | | | | | | | | |
| 1. Not at all | 48.1 | 45.5 | 55.6 | 47.3 | 85.1 | 47.6 | 38.5 | 46.2 | 66.6 | 53.0 | 43.2 | - | - | 51.5 | 50.4 | 29.7 | |
| 2. A few of the times | 14.6 | 15.8 | 11.3 | 13.6 | - | 19.0 | 5.4 | 16.2 | 18.7 | 13.8 | 13.9 | - | - | 30.7 | 12.5 | 11.9 | |
| 3. Some of the times | 18.1 | 17.7 | 14.7 | 17.0 | - | 26.7 | 10.7 | 20.1 | 13.2 | 18.2 | 12.7 | - | - | - | 17.0 | 43.2 | |
| 4. Most of the times | 11.8 | 13.9 | 11.7 | 14.4 | - | 2.2 | 29.9 | 11.0 | - | 12.0 | 11.4 | - | - | - | 14.7 | 4.7 | |
| 5. Every time | 7.4 | 7.1 | 6.7 | 7.6 | 14.9 | 4.4 | 15.6 | 6.5 | 1.4 | 3.0 | 18.9 | - | - | 17.7 | 5.4 | 10.5 | |
| <i>Item 5050 Subject A05c</i> | <i>N†</i> | 135 | 65 | 59 | 111 | 1 | 32 | 35 | 44 | 24 | 97 | 23 | - | - | 16 | 104 | 16 |
| B089D: When your date or spouse was present | | | | | | | | | | | | | | | | | |
| 1. Not at all | 58.4 | 66.2 | 53.7 | 56.0 | 100.0 | 69.0 | 45.3 | 55.8 | 67.8 | 60.1 | 48.1 | - | - | 78.9 | 58.8 | 35.0 | |
| 2. A few of the times | 20.4 | 20.4 | 17.8 | 19.9 | - | 28.6 | 22.3 | 21.0 | 5.2 | 20.2 | 20.7 | - | - | - | 19.9 | 43.8 | |
| 3. Some of the times | 7.4 | 4.1 | 8.5 | 9.1 | - | 2.4 | 6.6 | 6.8 | 16.5 | 8.2 | 6.4 | - | - | - | 9.3 | 2.6 | |
| 4. Most of the times | 8.2 | 7.2 | 10.7 | 10.0 | - | - | 13.6 | 12.0 | 4.1 | 7.7 | 15.4 | - | - | - | 8.2 | 15.9 | |
| 5. Every time | 5.7 | 2.1 | 9.3 | 5.1 | - | - | 12.1 | 4.4 | 6.4 | 3.9 | 9.4 | - | - | 21.1 | 3.8 | 2.6 | |
| <i>Item 5060 Subject A05b</i> | <i>N†</i> | 135 | 65 | 59 | 110 | 1 | 32 | 35 | 44 | 24 | 97 | 23 | - | - | 16 | 103 | 16 |
| B089E: When people over age 30 were present | | | | | | | | | | | | | | | | | |
| 1. Not at all | 52.1 | 55.9 | 51.9 | 50.6 | 100.0 | 66.1 | 45.4 | 43.1 | 60.2 | 49.7 | 51.8 | - | - | 96.1 | 48.5 | 27.8 | |
| 2. A few of the times | 18.8 | 23.0 | 14.0 | 19.7 | - | 9.6 | 28.0 | 20.4 | 14.3 | 23.8 | 3.9 | - | - | - | 20.1 | 30.3 | |
| 3. Some of the times | 14.5 | 12.5 | 12.7 | 15.4 | - | 11.3 | 18.3 | 12.0 | 17.9 | 12.8 | 23.1 | - | - | - | 17.1 | 12.0 | |
| 4. Most of the times | 6.2 | 4.4 | 8.0 | 7.0 | - | 6.6 | 5.9 | 9.3 | - | 5.3 | 10.9 | - | - | - | 5.4 | 18.5 | |
| 5. Every time | 8.5 | 4.2 | 13.4 | 7.3 | - | 6.4 | 2.4 | 15.3 | 7.6 | 8.6 | 10.2 | - | - | 3.9 | 8.8 | 11.5 | |
| <i>Item 5070 Subject A05b</i> | <i>N†</i> | 136 | 67 | 59 | 113 | 1 | 32 | 36 | 45 | 24 | 98 | 23 | - | - | 16 | 105 | 15 |
| B089F: During the daytime (before 4:00 p.m.) | | | | | | | | | | | | | | | | | |
| 1. Not at all | 48.2 | 54.8 | 47.6 | 51.2 | 100.0 | 49.5 | 48.9 | 51.1 | 39.6 | 50.4 | 46.0 | - | - | 84.7 | 44.8 | 29.9 | |
| 2. A few of the times | 22.5 | 24.5 | 19.6 | 22.7 | - | 20.3 | 21.3 | 25.1 | 22.5 | 20.9 | 22.7 | - | - | 1.4 | 22.3 | 48.2 | |
| 3. Some of the times | 14.5 | 8.4 | 14.7 | 12.7 | - | 14.5 | 10.8 | 11.9 | 24.8 | 14.3 | 11.0 | - | - | 5.5 | 15.1 | 20.4 | |
| 4. Most of the times | 10.4 | 8.0 | 14.8 | 9.2 | - | 11.9 | 14.7 | 7.5 | 7.8 | 10.6 | 16.1 | - | - | - | 13.3 | 1.5 | |
| 5. Every time | 4.4 | 4.3 | 3.3 | 4.3 | - | 3.8 | 4.4 | 4.5 | 5.2 | 3.9 | 4.1 | - | - | 8.3 | 4.5 | - | |
| <i>Item 5080 Subject A05c</i> | <i>N†</i> | 136 | 67 | 59 | 113 | 1 | 32 | 36 | 45 | 24 | 98 | 23 | - | - | 16 | 105 | 15 |
| B089G: At your home (or apartment or dorm) | | | | | | | | | | | | | | | | | |
| 1. Not at all | 33.2 | 43.3 | 24.8 | 33.2 | 100.0 | 41.0 | 33.9 | 27.3 | 32.6 | 28.2 | 55.1 | - | - | 71.6 | 26.2 | 39.2 | |
| 2. A few of the times | 25.9 | 33.6 | 18.0 | 25.4 | - | 28.6 | 29.1 | 18.7 | 31.1 | 28.9 | 8.6 | - | - | 18.8 | 29.7 | 7.6 | |
| 3. Some of the times | 15.9 | 8.8 | 19.3 | 14.6 | - | 8.4 | 19.0 | 19.6 | 14.5 | 17.8 | 4.5 | - | - | - | 17.3 | 23.5 | |
| 4. Most of the times | 11.7 | 7.1 | 17.6 | 13.5 | - | 12.8 | 13.5 | 13.8 | 3.8 | 10.2 | 24.8 | - | - | - | 11.3 | 28.1 | |
| 5. Every time | 13.3 | 7.2 | 20.2 | 13.4 | - | 9.2 | 4.5 | 20.6 | 18.1 | 14.9 | 7.0 | - | - | 9.5 | 15.5 | 1.5 | |
| <i>Item 5090 Subject A05c</i> | <i>N†</i> | 138 | 68 | 59 | 114 | 1 | 33 | 36 | 45 | 24 | 99 | 23 | - | - | 16 | 106 | 15 |
| B089H: At school | | | | | | | | | | | | | | | | | |
| 1. Not at all | 70.9 | 73.9 | 75.1 | 72.2 | 100.0 | 76.6 | 64.6 | 70.7 | 73.2 | 73.2 | 72.9 | - | - | 90.2 | 67.1 | 75.3 | |
| 2. A few of the times | 12.1 | 11.9 | 7.4 | 11.4 | - | 13.8 | 15.8 | 12.2 | 3.9 | 8.6 | 13.9 | - | - | 1.4 | 13.5 | 14.3 | |
| 3. Some of the times | 12.0 | 9.1 | 11.6 | 12.1 | - | 1.9 | 14.8 | 12.6 | 20.2 | 11.3 | 13.2 | - | - | - | 14.1 | 10.4 | |
| 4. Most of the times | 2.4 | 1.2 | 4.2 | 1.0 | - | 7.6 | 2.2 | - | - | 3.3 | - | - | - | - | 3.1 | - | |
| 5. Every time | 2.6 | 3.9 | 1.7 | 3.2 | - | - | 2.6 | 4.6 | 2.6 | 3.6 | - | - | - | 8.3 | 2.2 | - | |
| <i>Item 5100 Subject A05c</i> | <i>N†</i> | 135 | 66 | 59 | 112 | 1 | 32 | 36 | 44 | 24 | 98 | 23 | - | - | 16 | 104 | 15 |

†=excludes respondents for whom question was inappropriate.

MONITORING THE FUTURE

| QUESTIONNAIRE FORM 1 2002 | TOTAL | SEX | | RACE | | REGION | | | | COLLEGE PLANS? | | ILLICIT DRUG USE: LIFETIME | | | | | |
|--|-----------|------|-------|-------|-------|--------|------|-------|-------|-------------------|------|----------------------------|------------------------|--------------|---------------|--------------------|----|
| | | M | F | White | Black | NE | NC | S | W | Yes | No | None | Mari- juana Only | Few Pills | More Pills | Any Her- oin | |
| <i>N (Weighted No. of Cases):</i> | 2251 | 941 | 1110 | 1362 | 233 | 439 | 561 | 749 | 502 | 1595 | 367 | 1021 | 548 | 214 | 325 | 37 | |
| <i>% of Weighted Total:</i> | 100.0 | 41.8 | 49.3 | 60.5 | 10.3 | 19.5 | 24.9 | 33.3 | 22.3 | 70.8 | 16.3 | 45.4 | 24.3 | 9.5 | 14.4 | 1.6 | |
| B089I: In a car | | | | | | | | | | | | | | | | | |
| 1. Not at all | 62.8 | 61.3 | 72.5 | 63.2 | 100.0 | 56.2 | 66.5 | 65.3 | 61.7 | 69.5 | 46.2 | - | - | 81.2 | 63.1 | 39.4 | |
| 2. A few of the times | 14.2 | 20.2 | 6.6 | 13.6 | - | 19.1 | 7.5 | 14.9 | 16.4 | 12.4 | 14.3 | - | - | 18.8 | 15.2 | 2.7 | |
| 3. Some of the times | 15.2 | 11.0 | 13.5 | 14.9 | - | 15.8 | 10.5 | 17.6 | 17.0 | 12.7 | 21.7 | - | - | - | 15.3 | 32.4 | |
| 4. Most of the times | 2.7 | 3.8 | 1.6 | 3.1 | - | 0.7 | 9.2 | - | 1.0 | 3.6 | - | - | - | - | 3.3 | 1.5 | |
| 5. Every time | 5.0 | 3.6 | 5.8 | 5.2 | - | 8.2 | 6.3 | 2.2 | 3.9 | 1.8 | 17.8 | - | - | - | 3.1 | 24.0 | |
| <i>Item 5120 Subject A05c</i> | <i>N†</i> | 136 | 67 | 59 | 113 | 1 | 32 | 36 | 45 | 24 | 98 | 23 | - | - | 16 | 105 | 15 |
| B090: How many of the times when you used narcotics other than heroin during the last year did you use them along with each of the following drugs—that is, so that their effects overlapped? | | | | | | | | | | | | | | | | | |
| B090A: With alcohol | | | | | | | | | | | | | | | | | |
| 1. Not at all | 51.0 | 41.1 | 68.1 | 51.0 | 85.1 | 48.3 | 37.5 | 60.0 | 57.7 | 56.2 | 45.2 | - | - | 72.4 | 46.7 | 56.1 | |
| 2. A few of the times | 19.9 | 29.5 | 10.7 | 22.2 | - | 29.2 | 18.4 | 17.4 | 14.7 | 17.7 | 23.2 | - | - | 13.8 | 20.7 | 21.3 | |
| 3. Some of the times | 14.2 | 13.5 | 10.6 | 14.6 | - | 10.3 | 20.6 | 10.1 | 17.5 | 13.3 | 17.8 | - | - | - | 16.9 | 10.8 | |
| 4. Most of the times | 8.1 | 6.6 | 8.3 | 6.8 | - | 8.4 | 17.0 | 5.1 | - | 9.3 | - | - | - | - | 10.6 | - | |
| 5. Every time | 6.8 | 9.4 | 2.3 | 5.4 | 14.9 | 3.8 | 6.5 | 7.4 | 10.1 | 3.6 | 13.8 | - | - | 13.8 | 5.1 | 11.9 | |
| <i>Item 5130 Subject A01h</i> | <i>N†</i> | 136 | 66 | 60 | 112 | 1 | 32 | 36 | 45 | 24 | 98 | 23 | - | - | 15 | 105 | 16 |
| B090B: With marijuana | | | | | | | | | | | | | | | | | |
| 1. Not at all | 45.8 | 40.4 | 55.3 | 45.3 | 41.0 | 32.1 | 29.8 | 51.6 | 77.0 | 56.5 | 22.8 | - | - | 53.3 | 48.0 | 21.7 | |
| 2. A few of the times | 17.0 | 23.3 | 12.9 | 19.4 | - | 24.8 | 20.4 | 17.1 | 1.3 | 18.1 | 4.6 | - | - | 11.4 | 15.4 | 33.4 | |
| 3. Some of the times | 12.5 | 13.9 | 8.9 | 12.8 | - | 20.3 | 18.4 | 4.7 | 7.9 | 7.8 | 29.0 | - | - | - | 14.0 | 14.3 | |
| 4. Most of the times | 9.6 | 8.6 | 12.4 | 10.2 | - | 7.2 | 13.8 | 13.2 | - | 11.4 | 8.6 | - | - | - | 11.7 | 5.6 | |
| 5. Every time | 15.1 | 13.8 | 10.5 | 12.3 | 59.0 | 15.6 | 17.7 | 13.4 | 13.7 | 6.2 | 35.0 | - | - | 35.2 | 10.9 | 25.1 | |
| <i>Item 5140 Subject A01h</i> | <i>N†</i> | 136 | 66 | 60 | 112 | 1 | 32 | 36 | 45 | 24 | 98 | 23 | - | - | 15 | 105 | 16 |
| B090C: With LSD | | | | | | | | | | | | | | | | | |
| 1. Not at all | 94.3 | 90.0 | 98.8 | 93.5 | 100.0 | 98.7 | 87.4 | 93.4 | 100.0 | 94.5 | 92.0 | - | - | 100.0 | 97.2 | 69.9 | |
| 2. A few of the times | 2.1 | 4.5 | - | 2.6 | - | 1.3 | - | 5.6 | - | 2.5 | 1.8 | - | - | - | - | 18.2 | |
| 3. Some of the times | 0.5 | - | 1.2 | 0.7 | - | - | 2.1 | - | - | 0.8 | - | - | - | - | 0.7 | - | |
| 4. Most of the times | 1.6 | 3.3 | - | 1.9 | - | - | 6.3 | - | - | 2.2 | - | - | - | - | 2.1 | - | |
| 5. Every time | 1.4 | 2.2 | - | 1.3 | - | - | 4.2 | 1.0 | - | - | 6.2 | - | - | - | - | 11.9 | |
| <i>Item 5150 Subject A01h</i> | <i>N†</i> | 134 | 64 | 60 | 110 | 1 | 32 | 34 | 44 | 24 | 97 | 23 | - | - | 15 | 103 | 16 |
| B090D: With hallucinogens other than LSD | | | | | | | | | | | | | | | | | |
| 1. Not at all | 94.2 | 90.0 | 100.0 | 93.3 | 100.0 | 98.7 | 89.4 | 93.4 | 96.2 | 95.2 | 90.5 | - | - | 100.0 | 96.6 | 70.5 | |
| 2. A few of the times | 2.2 | 4.5 | - | 2.7 | - | 1.3 | - | 5.6 | - | 2.5 | 1.9 | - | - | - | - | 20.0 | |
| 3. Some of the times | 0.4 | 0.9 | - | 0.5 | - | - | 1.8 | - | - | - | - | - | - | - | 0.6 | - | |
| 4. Most of the times | 2.3 | 3.4 | - | 2.8 | - | - | 6.6 | - | 3.8 | 2.2 | 4.2 | - | - | - | 2.1 | 6.2 | |
| 5. Every time | 0.9 | 1.2 | - | 0.7 | - | - | 2.3 | 1.0 | - | - | 3.4 | - | - | - | 0.7 | 3.2 | |
| <i>Item 5160 Subject A01h</i> | <i>N†</i> | 133 | 63 | 59 | 108 | 1 | 32 | 32 | 44 | 24 | 97 | 21 | - | - | 15 | 103 | 14 |
| B090E: With amphetamines | | | | | | | | | | | | | | | | | |
| 1. Not at all | 91.4 | 86.3 | 98.7 | 91.7 | 100.0 | 98.7 | 81.1 | 89.2 | 100.0 | 91.5 | 98.1 | - | - | 100.0 | 92.2 | 76.8 | |
| 2. A few of the times | 6.6 | 10.3 | 1.3 | 6.3 | - | 1.3 | 12.6 | 9.7 | - | 6.2 | 1.9 | - | - | - | 5.7 | 20.0 | |
| 3. Some of the times | - | - | - | - | - | - | - | - | - | - | - | - | - | - | - | - | |
| 4. Most of the times | 1.6 | 3.3 | - | 2.0 | - | - | 6.3 | - | - | 2.2 | - | - | - | - | 2.1 | - | |
| 5. Every time | 0.3 | - | - | - | - | - | - | 1.1 | - | - | - | - | - | - | - | 3.2 | |
| <i>Item 5170 Subject A01h</i> | <i>N†</i> | 132 | 64 | 58 | 107 | 1 | 32 | 34 | 42 | 24 | 95 | 21 | - | - | 15 | 102 | 14 |
| B090F: With quaaludes | | | | | | | | | | | | | | | | | |
| 1. Not at all | 96.4 | 93.5 | 98.8 | 95.6 | 100.0 | 98.7 | 86.7 | 100.0 | 100.0 | 97.1 | 90.9 | - | - | 100.0 | 95.7 | 97.1 | |
| 2. A few of the times | 2.0 | 3.1 | 1.2 | 2.5 | - | 1.3 | 6.9 | - | - | 0.7 | 9.1 | - | - | - | 2.2 | 2.9 | |
| 3. Some of the times | - | - | - | - | - | - | - | - | - | - | - | - | - | - | - | - | |
| 4. Most of the times | 1.6 | 3.4 | - | 2.0 | - | - | 6.5 | - | - | 2.2 | - | - | - | - | 2.1 | - | |
| 5. Every time | - | - | - | - | - | - | - | - | - | - | - | - | - | - | - | - | |
| <i>Item 5180 Subject A01h</i> | <i>N†</i> | 133 | 63 | 60 | 109 | 1 | 32 | 33 | 44 | 24 | 98 | 21 | - | - | 15 | 104 | 14 |

†=excludes respondents for whom question was inappropriate.

| QUESTIONNAIRE FORM 1 2002 | TOTAL | SEX | | RACE | | REGION | | | | COLLEGE PLANS? | | ILLICIT DRUG USE: LIFETIME | | | | | |
|---|-----------|-------|-------|-------|-------|--------|-------|------|-------|-------------------|-------|----------------------------|------------------------|--------------|---------------|--------------------|----|
| | | M | F | White | Black | NE | NC | S | W | Yes | No | None | Mari- juana Only | Few Pills | More Pills | Any Her- oin | |
| <i>N (Weighted No. of Cases):</i> | 2251 | 941 | 1110 | 1362 | 233 | 439 | 561 | 749 | 502 | 1595 | 367 | 1021 | 548 | 214 | 325 | 37 | |
| <i>% of Weighted Total:</i> | 100.0 | 41.8 | 49.3 | 60.5 | 10.3 | 19.5 | 24.9 | 33.3 | 22.3 | 70.8 | 16.3 | 45.4 | 24.3 | 9.5 | 14.4 | 1.6 | |
| B090G: With barbiturates | | | | | | | | | | | | | | | | | |
| 1. Not at all | 93.0 | 90.5 | 94.6 | 91.5 | 100.0 | 98.7 | 84.2 | 92.0 | 100.0 | 94.5 | 85.9 | - | - | 100.0 | 91.4 | 97.1 | |
| 2. A few of the times | 2.7 | 4.6 | 1.2 | 3.3 | - | 1.3 | 9.6 | - | - | 0.7 | 9.1 | - | - | - | 3.1 | 2.9 | |
| 3. Some of the times | 2.6 | 1.6 | 4.1 | 3.2 | - | - | - | 8.0 | - | 2.5 | 5.0 | - | - | - | 3.4 | - | |
| 4. Most of the times | 1.6 | 3.3 | - | 1.9 | - | - | 6.3 | - | - | 2.2 | - | - | - | - | 2.0 | - | |
| 5. Every time | - | - | - | - | - | - | - | - | - | - | - | - | - | - | - | - | |
| <i>Item 5190 Subject A01h</i> | <i>N†</i> | 134 | 64 | 60 | 110 | 1 | 32 | 34 | 44 | 24 | 98 | 21 | - | - | 15 | 105 | 14 |
| B090H: With tranquilizers | | | | | | | | | | | | | | | | | |
| 1. Not at all | 92.5 | 90.2 | 94.6 | 91.9 | 100.0 | 98.7 | 86.7 | 88.4 | 100.0 | 93.5 | 86.0 | - | - | 100.0 | 90.8 | 97.1 | |
| 2. A few of the times | 4.0 | 6.4 | 1.2 | 3.9 | - | 1.3 | 6.9 | 6.0 | - | 1.8 | 14.0 | - | - | - | 4.8 | 2.9 | |
| 3. Some of the times | 1.9 | - | 4.1 | 2.3 | - | - | - | 5.6 | - | 2.5 | - | - | - | - | 2.4 | - | |
| 4. Most of the times | 1.6 | 3.4 | - | 2.0 | - | - | 6.5 | - | - | 2.2 | - | - | - | - | 2.1 | - | |
| 5. Every time | - | - | - | - | - | - | - | - | - | - | - | - | - | - | - | - | |
| <i>Item 5200 Subject A01h</i> | <i>N†</i> | 133 | 63 | 60 | 109 | 1 | 32 | 33 | 44 | 24 | 98 | 21 | - | - | 15 | 104 | 14 |
| B090I: With cocaine | | | | | | | | | | | | | | | | | |
| 1. Not at all | 92.5 | 90.9 | 96.0 | 92.4 | 100.0 | 87.5 | 84.7 | 97.7 | 100.0 | 93.8 | 90.3 | - | - | 100.0 | 92.7 | 82.4 | |
| 2. A few of the times | 3.5 | 5.2 | - | 3.1 | - | 6.2 | 6.6 | 1.2 | - | 3.0 | 1.9 | - | - | - | 4.2 | 2.8 | |
| 3. Some of the times | 0.8 | 0.6 | 1.2 | 1.0 | - | 1.1 | 2.2 | - | - | 1.1 | - | - | - | - | 1.1 | - | |
| 4. Most of the times | 1.6 | 3.4 | - | 2.0 | - | - | 6.5 | - | - | 2.2 | - | - | - | - | 2.1 | - | |
| 5. Every time | 1.6 | - | 2.8 | 1.5 | - | 5.2 | - | 1.0 | - | - | 7.8 | - | - | - | - | 14.8 | |
| <i>Item 5210 Subject A01h</i> | <i>N†</i> | 134 | 64 | 60 | 110 | 1 | 32 | 33 | 44 | 24 | 98 | 21 | - | - | 15 | 104 | 14 |
| B090J: With heroin | | | | | | | | | | | | | | | | | |
| 1. Not at all | 99.6 | 100.0 | 100.0 | 100.0 | 100.0 | 100.0 | 100.0 | 98.9 | 100.0 | 100.0 | 100.0 | - | - | 100.0 | 100.0 | 96.8 | |
| 2. A few of the times | - | - | - | - | - | - | - | - | - | - | - | - | - | - | - | - | |
| 3. Some of the times | - | - | - | - | - | - | - | - | - | - | - | - | - | - | - | - | |
| 4. Most of the times | - | - | - | - | - | - | - | - | - | - | - | - | - | - | - | - | |
| 5. Every time | 0.4 | - | - | - | - | - | - | 1.1 | - | - | - | - | - | - | - | 3.2 | |
| <i>Item 5220 Subject A01h</i> | <i>N†</i> | 129 | 60 | 60 | 105 | 1 | 32 | 31 | 43 | 24 | 95 | 21 | - | - | 15 | 100 | 14 |
| B091: What have been the most important reasons for your using narcotics other than heroin without a doctor's orders? (Mark all that apply.) | | | | | | | | | | | | | | | | | |
| A. To experiment—to see what it's like | 51.2 | 60.3 | 40.0 | 52.5 | 20.2 | 61.2 | 61.8 | 47.3 | 30.7 | 48.0 | 52.1 | - | - | 49.0 | 53.0 | 40.6 | |
| B. To relax or relieve tension | 49.3 | 44.4 | 49.9 | 46.0 | - | 40.6 | 39.6 | 55.4 | 63.2 | 52.7 | 34.5 | - | - | 43.8 | 49.1 | 56.5 | |
| C. To feel good or get high | 42.1 | 49.3 | 32.4 | 42.4 | 20.2 | 36.1 | 55.1 | 42.5 | 29.5 | 39.5 | 46.3 | - | - | 24.9 | 43.3 | 51.5 | |
| D. To seek deeper insights and understanding | 4.1 | 3.9 | 2.8 | 3.7 | - | 10.2 | 1.2 | 2.4 | 4.0 | 2.5 | 7.6 | - | - | - | 3.6 | 12.6 | |
| E. To have a good time with my friends | 25.1 | 27.3 | 21.6 | 23.3 | 20.2 | 35.1 | 35.4 | 18.1 | 10.0 | 18.9 | 43.2 | - | - | 42.1 | 20.3 | 42.4 | |
| F. To fit in with a group I like | 3.0 | 5.1 | 1.2 | 3.5 | - | - | 8.3 | - | 4.0 | 4.1 | - | - | - | - | 3.8 | - | |
| G. To get away from my problems or troubles | 20.7 | 12.3 | 24.4 | 16.7 | - | 20.9 | 9.8 | 27.2 | 25.1 | 21.8 | 16.0 | - | - | 22.2 | 19.4 | 28.7 | |
| H. Because of boredom, nothing else to do | 15.5 | 26.6 | 4.1 | 14.9 | 79.8 | 20.0 | 21.3 | 15.5 | 1.5 | 16.0 | 13.6 | - | - | 6.5 | 18.4 | 3.0 | |
| I. Because of anger or frustration | 9.6 | 11.9 | 5.1 | 7.7 | 79.8 | 13.4 | 9.2 | 11.4 | 2.8 | 9.5 | 4.8 | - | - | 4.9 | 11.2 | 3.0 | |
| J. To get through the day | 5.6 | 3.2 | 5.7 | 4.6 | - | 6.9 | 7.4 | 6.3 | - | 5.0 | 1.8 | - | - | 1.6 | 5.5 | 10.2 | |
| K. To increase the effects of some other drug(s) | 14.4 | 15.2 | 11.7 | 12.4 | 20.2 | 16.1 | 22.2 | 6.1 | 15.3 | 16.9 | 5.9 | - | - | 22.8 | 13.4 | 13.2 | |
| L. To decrease (offset) the effects of some other drug(s) | 2.0 | 4.2 | - | 2.4 | - | 1.4 | 6.2 | - | - | 2.3 | 1.8 | - | - | - | 2.1 | 3.0 | |
| M. To get to sleep | 35.6 | 27.9 | 42.4 | 35.5 | 79.8 | 29.7 | 25.6 | 48.4 | 35.2 | 42.8 | 15.0 | - | - | 35.5 | 38.7 | 12.5 | |
| N. As a substitute for heroin | 2.6 | 3.6 | 1.2 | 2.7 | - | - | 8.3 | 1.1 | - | 3.1 | - | - | - | - | 2.9 | 3.5 | |
| O. To relieve physical pain | 48.8 | 40.3 | 55.5 | 49.1 | - | 29.5 | 54.4 | 54.9 | 52.8 | 55.3 | 30.5 | - | - | 14.3 | 55.7 | 34.3 | |
| P. To control coughing | 7.8 | 9.7 | 6.9 | 8.1 | - | 9.9 | 12.3 | 7.1 | - | 8.2 | 6.5 | - | - | 7.0 | 8.6 | 3.0 | |
| Q. Because I am "hooked"—I have to have it | 1.7 | 3.6 | - | 2.0 | - | - | 6.2 | - | - | 2.3 | - | - | - | - | 2.1 | - | |
| <i>Item 5230-5370 Subject A06a</i> | <i>N†</i> | 128 | 60 | 60 | 108 | 1 | 28 | 35 | 41 | 24 | 93 | 22 | - | - | 14 | 100 | 13 |
| B092: When you take narcotics other than heroin, how high do you usually get? | | | | | | | | | | | | | | | | | |
| 1. Not at all high | 11.0 | 7.1 | 12.9 | 10.8 | 26.0 | 5.2 | 4.5 | 14.7 | 21.7 | 13.5 | - | - | - | 3.3 | 13.2 | 4.6 | |
| 2. A little high | 22.1 | 17.1 | 29.0 | 22.4 | - | 33.0 | 19.0 | 17.5 | 21.1 | 21.2 | 25.1 | - | - | 30.3 | 23.1 | 8.2 | |
| 3. Moderately high | 36.0 | 46.8 | 27.7 | 38.2 | - | 21.6 | 47.8 | 44.6 | 20.7 | 33.5 | 52.4 | - | - | 27.6 | 35.3 | 48.1 | |
| 4. Very high | 15.1 | 16.7 | 10.5 | 13.9 | 74.0 | 24.8 | 14.3 | 11.8 | 10.0 | 12.8 | 19.4 | - | - | 12.2 | 13.0 | 31.1 | |
| 5. I don't take them to get high | 15.7 | 12.2 | 19.9 | 14.6 | - | 15.4 | 14.4 | 11.5 | 26.5 | 19.0 | 3.1 | - | - | 26.6 | 15.3 | 8.0 | |
| <i>Item 5380 Subject A01e</i> | <i>N†</i> | 130 | 65 | 58 | 109 | 1 | 30 | 34 | 44 | 22 | 98 | 21 | - | - | 14 | 100 | 16 |

†=excludes respondents for whom question was inappropriate.

MONITORING THE FUTURE

| QUESTIONNAIRE FORM 1 2002 | TOTAL | SEX | | RACE | | REGION | | | | COLLEGE PLANS? | | ILLICIT DRUG USE: LIFETIME | | | | | |
|---|-----------|------|------|-------|-------|--------|-------|------|-------|-------------------|-------|----------------------------|------------------------|--------------|---------------|--------------------|----|
| | | M | F | White | Black | NE | NC | S | W | Yes | No | None | Mari- juana Only | Few Pills | More Pills | Any Her- oin | |
| <i>N (Weighted No. of Cases):</i> | 2251 | 941 | 1110 | 1362 | 233 | 439 | 561 | 749 | 502 | 1595 | 367 | 1021 | 548 | 214 | 325 | 37 | |
| <i>% of Weighted Total:</i> | 100.0 | 41.8 | 49.3 | 60.5 | 10.3 | 19.5 | 24.9 | 33.3 | 22.3 | 70.8 | 16.3 | 45.4 | 24.3 | 9.5 | 14.4 | 1.6 | |
| B093: When you take narcotics other than heroin, how long do you usually stay high? | | | | | | | | | | | | | | | | | |
| 1. Usually don't get high | 22.2 | 13.2 | 31.1 | 21.0 | 26.0 | 11.7 | 17.1 | 23.4 | 40.6 | 29.3 | 3.0 | - | - | 26.2 | 24.4 | 4.6 | |
| 2. One to two hours | 29.2 | 24.5 | 34.2 | 29.7 | - | 34.4 | 30.2 | 28.8 | 22.2 | 26.1 | 29.3 | - | - | 31.8 | 29.2 | 27.2 | |
| 3. Three to six hours | 33.7 | 44.6 | 23.2 | 34.9 | 59.0 | 44.3 | 39.7 | 22.2 | 33.1 | 31.2 | 50.0 | - | - | 38.6 | 34.3 | 25.2 | |
| 4. Seven to 24 hours | 14.8 | 17.8 | 11.5 | 14.4 | 14.9 | 9.7 | 13.0 | 25.6 | 4.0 | 13.4 | 17.7 | - | - | 3.4 | 12.1 | 43.0 | |
| 5. More than 24 hours | - | - | - | - | - | - | - | - | - | - | - | - | - | - | - | - | |
| <i>Item 5390 Subject A01f</i> | <i>N†</i> | 133 | 66 | 60 | 111 | 1 | 30 | 35 | 44 | 24 | 98 | 22 | - | - | 14 | 103 | 16 |
| B094: What narcotics other than heroin have you taken during the last year without a doctor's orders? (Mark all that apply.) | | | | | | | | | | | | | | | | | |
| A. Methadone | 12.7 | 9.8 | 10.8 | 15.3 | - | 3.3 | 7.0 | 27.5 | 8.6 | 7.8 | 33.7 | - | - | 1.6 | 11.3 | 38.1 | |
| B. Opium | 29.1 | 34.4 | 21.3 | 29.5 | 59.0 | 39.4 | 52.4 | 21.5 | 8.0 | 21.2 | 57.0 | - | - | 30.9 | 28.3 | 49.7 | |
| C. Morphine | 21.5 | 19.0 | 24.2 | 20.0 | - | 22.0 | 14.1 | 37.0 | 10.2 | 15.8 | 44.7 | - | - | 3.5 | 20.7 | 54.1 | |
| D. Codeine | 60.4 | 61.1 | 58.6 | 65.0 | - | 68.3 | 72.5 | 75.2 | 25.6 | 59.1 | 73.2 | - | - | 39.9 | 66.5 | 72.2 | |
| E. Demerol | 19.7 | 16.2 | 17.5 | 22.3 | - | 15.0 | 18.0 | 36.0 | 6.2 | 17.0 | 22.5 | - | - | 1.6 | 20.8 | 38.5 | |
| F. Vicodin | 56.1 | 56.6 | 55.0 | 58.9 | 41.0 | 69.8 | 65.2 | 39.4 | 55.9 | 58.2 | 48.5 | - | - | 60.5 | 61.8 | 47.2 | |
| G. OxyContin | 22.1 | 24.7 | 14.8 | 24.8 | - | 40.4 | 23.0 | 15.0 | 14.7 | 21.6 | 23.1 | - | - | 5.1 | 25.4 | 28.0 | |
| H. Percocet | 26.4 | 30.4 | 18.4 | 30.0 | - | 25.2 | 37.0 | 27.5 | 16.3 | 23.5 | 43.2 | - | - | 5.1 | 30.4 | 33.6 | |
| I. Percodan | 7.9 | 6.4 | 6.4 | 9.2 | - | 9.3 | 14.5 | 2.4 | 7.0 | 7.0 | 12.5 | - | - | - | 8.8 | 13.0 | |
| J. Dilaudid | 1.6 | 2.6 | 0.7 | 2.0 | - | 1.2 | 5.6 | - | - | 2.1 | - | - | - | - | 2.2 | - | |
| K. Other | 25.3 | 27.6 | 19.3 | 27.7 | - | 6.9 | 32.5 | 34.6 | 19.8 | 28.3 | 16.0 | - | - | - | 28.4 | 25.2 | |
| L. Don't know the names of some I have used | 9.4 | 6.0 | 13.7 | 11.2 | - | 11.5 | 14.6 | 12.0 | - | 7.7 | 16.8 | - | - | - | 12.6 | 2.4 | |
| <i>Item 5400-5490 Subject A01l</i> | <i>N†</i> | 145 | 73 | 62 | 115 | 1 | 30 | 35 | 43 | 37 | 108 | 22 | - | - | 14 | 106 | 16 |
| B095: Have you ever tried to stop using narcotics other than heroin and found that you couldn't stop? | | | | | | | | | | | | | | | | | |
| 1. Yes | 1.4 | 0.6 | 1.8 | 1.3 | - | 1.2 | - | 3.4 | - | 1.4 | - | - | - | - | 1.4 | 2.9 | |
| 2. No | 98.6 | 99.4 | 98.2 | 98.7 | 100.0 | 98.8 | 100.0 | 96.6 | 100.0 | 98.6 | 100.0 | - | - | 100.0 | 98.6 | 97.1 | |
| <i>Item 5500 Subject A01i</i> | <i>N†</i> | 133 | 66 | 60 | 112 | 1 | 30 | 35 | 44 | 24 | 99 | 22 | - | - | 14 | 103 | 16 |
| B096: What methods have you used for taking any of these narcotics other than heroin? (Mark all that apply.) | | | | | | | | | | | | | | | | | |
| A. Sniffing or "snorting" | 32.0 | 32.1 | 28.4 | 35.5 | - | 48.9 | 29.9 | 32.3 | 13.5 | 29.7 | 45.2 | - | - | 3.3 | 32.2 | 57.0 | |
| B. Smoking | 22.0 | 21.5 | 21.1 | 22.0 | 59.0 | 24.1 | 28.7 | 20.1 | 13.4 | 13.2 | 49.3 | - | - | 35.8 | 16.5 | 45.6 | |
| C. Injection | 2.6 | 4.6 | - | 2.7 | - | - | 5.3 | 3.9 | - | 0.4 | 6.4 | - | - | - | 1.6 | 11.9 | |
| D. By mouth | 91.0 | 89.4 | 93.8 | 91.9 | 41.0 | 82.2 | 85.2 | 98.9 | 96.4 | 92.3 | 90.2 | - | - | 85.7 | 93.5 | 79.9 | |
| E. Other | 2.0 | 3.2 | - | 2.4 | - | - | 6.2 | 1.3 | - | 2.2 | - | - | - | - | 2.6 | - | |
| <i>Item 5510-5550 Subject A05d</i> | <i>N†</i> | 132 | 66 | 59 | 111 | 1 | 30 | 35 | 43 | 24 | 98 | 22 | - | - | 14 | 102 | 16 |
| B097: Do you think you will be using any narcotics other than heroin without a doctor's orders five years from now? | | | | | | | | | | | | | | | | | |
| 1. I definitely will | 0.9 | 1.1 | 0.6 | 0.8 | 1.3 | 0.9 | 1.1 | 1.2 | 0.1 | 0.6 | 1.9 | 0.3 | 0.8 | 0.3 | 1.3 | 15.4 | |
| 2. I probably will | 1.6 | 1.6 | 1.3 | 1.9 | 0.8 | 2.1 | 2.1 | 0.7 | 1.9 | 1.3 | 2.9 | 0.2 | 0.2 | 3.4 | 7.1 | 9.4 | |
| 3. I probably will not | 11.4 | 10.9 | 12.1 | 12.3 | 1.1 | 16.5 | 10.5 | 9.4 | 11.0 | 10.9 | 12.8 | 4.1 | 9.2 | 18.7 | 33.1 | 34.6 | |
| 4. I definitely will not | 86.2 | 86.4 | 85.9 | 85.0 | 96.8 | 80.5 | 86.2 | 88.7 | 86.9 | 87.3 | 82.3 | 95.5 | 89.9 | 77.6 | 58.4 | 40.6 | |
| <i>Item 5560 Subject A04a</i> | <i>N</i> | 2071 | 906 | 1093 | 1337 | 223 | 378 | 538 | 699 | 456 | 1562 | 361 | 987 | 515 | 204 | 288 | 36 |
| B098: Have you ever attended a treatment program for alcohol or drug abuse where you stayed overnight? | | | | | | | | | | | | | | | | | |
| 1. No, never | 99.2 | 99.2 | 99.2 | 98.9 | 99.7 | 99.0 | 99.1 | 99.2 | 99.7 | 99.5 | 98.6 | 99.9 | 99.3 | 98.9 | 98.4 | 89.5 | |
| 2. Yes, but not in the past 12 months | 0.4 | 0.1 | 0.6 | 0.6 | - | 0.5 | 0.4 | 0.4 | 0.1 | 0.3 | 1.0 | - | 0.7 | - | 0.7 | 5.7 | |
| 3. Yes, sometime in the past 12 months | 0.4 | 0.7 | 0.2 | 0.5 | 0.3 | 0.5 | 0.5 | 0.4 | 0.1 | 0.2 | 0.4 | 0.1 | - | 1.1 | 0.9 | 4.8 | |
| <i>Item 22360 Subject A08a, T04</i> | <i>N</i> | 2082 | 912 | 1100 | 1348 | 221 | 382 | 540 | 701 | 459 | 1568 | 361 | 989 | 517 | 204 | 296 | 36 |

†=excludes respondents for whom question was inappropriate.

DESCRIPTIVE RESULTS: 2002

89

| QUESTIONNAIRE FORM 1 2002 | TOTAL | SEX | | RACE | | REGION | | | | COLLEGE PLANS? | | ILLICIT DRUG USE: LIFETIME | | | | |
|---|---------------|-------------|--------------|--------------|-------------|-------------|-------------|-------------|-------------|-------------------|-------------|----------------------------|------------------------|--------------|---------------|--------------------|
| | | M | F | White | Black | NE | NC | S | W | Yes | No | None | Mari- juana Only | Few Pills | More Pills | Any Her- oin |
| <i>N (Weighted No. of Cases):</i> <i>% of Weighted Total:</i> | 2251 100.0 | 941 41.8 | 1110 49.3 | 1362 60.5 | 233 10.3 | 439 19.5 | 561 24.9 | 749 33.3 | 502 22.3 | 1595 70.8 | 367 16.3 | 1021 45.4 | 548 24.3 | 214 9.5 | 325 14.4 | 37 1.6 |
| B099: Have you ever received any other kind of professional counseling, treatment, or therapy because of your use of alcohol or drugs? | | | | | | | | | | | | | | | | |
| 1. No, never | 96.2 | 95.5 | 97.0 | 95.0 | 99.4 | 95.6 | 93.4 | 97.5 | 98.3 | 96.8 | 95.7 | 99.7 | 96.9 | 94.8 | 86.6 | 75.2 |
| 2. Yes, but not in the past 12 months | 2.2 | 2.1 | 2.2 | 3.1 | - | 2.8 | 3.8 | 1.4 | 0.9 | 2.0 | 2.6 | 0.1 | 1.3 | 3.8 | 8.6 | 7.3 |
| 3. Yes, sometime in the past 12 months | 1.6 | 2.4 | 0.8 | 1.9 | 0.6 | 1.6 | 2.8 | 1.2 | 0.8 | 1.2 | 1.7 | 0.1 | 1.7 | 1.3 | 4.8 | 17.5 |
| <i>Item 22370 Subject A08a, T04</i> | <i>N 2081</i> | <i>913</i> | <i>1099</i> | <i>1348</i> | <i>222</i> | <i>379</i> | <i>540</i> | <i>702</i> | <i>459</i> | <i>1569</i> | <i>360</i> | <i>989</i> | <i>516</i> | <i>204</i> | <i>297</i> | <i>36</i> |
| B100: When (if ever) did you FIRST do each of the following things? Don't count anything you took because a doctor told you to. | | | | | | | | | | | | | | | | |
| B100A: Smoke cigarettes on a daily basis | | | | | | | | | | | | | | | | |
| 8. Never | 74.4 | 75.0 | 73.7 | 70.9 | 89.4 | 73.7 | 68.5 | 74.3 | 82.4 | 78.2 | 60.3 | 95.0 | 63.9 | 56.0 | 41.6 | 16.5 |
| 1. Grade 6 or below | 2.5 | 3.0 | 2.0 | 2.4 | 0.9 | 2.5 | 3.0 | 1.9 | 2.7 | 2.3 | 3.2 | 0.5 | 2.5 | 6.8 | 5.4 | 5.5 |
| 2. Grade 7 | 2.8 | 2.1 | 3.3 | 3.5 | 1.4 | 4.0 | 2.9 | 2.9 | 1.3 | 2.3 | 5.1 | 0.3 | 4.7 | 4.2 | 5.2 | 17.8 |
| 3. Grade 8 | 4.1 | 4.3 | 4.0 | 4.4 | 2.8 | 3.7 | 5.2 | 5.2 | 1.5 | 3.5 | 7.0 | 0.7 | 6.1 | 7.2 | 9.5 | 10.1 |
| 4. Grade 9 (Freshman) | 5.6 | 6.3 | 5.1 | 7.2 | 0.1 | 4.5 | 6.2 | 7.3 | 3.1 | 4.2 | 11.0 | 1.2 | 6.2 | 8.6 | 14.0 | 34.4 |
| 5. Grade 10 (Sophomore) | 4.7 | 3.3 | 5.9 | 5.3 | 2.0 | 7.3 | 5.7 | 2.9 | 4.2 | 3.7 | 7.9 | 0.8 | 6.7 | 7.5 | 12.8 | 7.6 |
| 6. Grade 11 (Junior) | 3.2 | 3.3 | 3.1 | 3.6 | 1.8 | 1.5 | 6.1 | 2.6 | 2.0 | 3.1 | 3.4 | 0.9 | 4.8 | 6.0 | 6.1 | 3.8 |
| 7. Grade 12 (Senior) | 2.7 | 2.7 | 2.8 | 2.7 | 1.6 | 2.9 | 2.3 | 2.8 | 2.8 | 2.8 | 2.2 | 0.5 | 5.1 | 3.7 | 5.3 | 4.3 |
| <i>Item 5570 Subject A01g</i> | <i>N 1970</i> | <i>862</i> | <i>1050</i> | <i>1285</i> | <i>215</i> | <i>364</i> | <i>509</i> | <i>671</i> | <i>426</i> | <i>1498</i> | <i>336</i> | <i>945</i> | <i>485</i> | <i>180</i> | <i>291</i> | <i>33</i> |
| B100B: Try an alcoholic beverage—more than just a few sips | | | | | | | | | | | | | | | | |
| 8. Never | 19.1 | 20.1 | 18.0 | 18.3 | 24.9 | 16.0 | 16.7 | 22.3 | 19.8 | 19.3 | 19.2 | 36.7 | 2.6 | 4.8 | 3.5 | 1.8 |
| 1. Grade 6 or below | 7.3 | 7.7 | 6.9 | 6.8 | 8.9 | 8.3 | 10.2 | 5.3 | 5.8 | 6.4 | 11.1 | 4.9 | 7.8 | 10.0 | 13.0 | 5.2 |
| 2. Grade 7 | 7.6 | 7.6 | 7.8 | 7.7 | 2.7 | 5.9 | 6.2 | 8.5 | 9.5 | 6.8 | 11.4 | 3.4 | 9.2 | 11.6 | 13.9 | 20.0 |
| 3. Grade 8 | 14.9 | 14.9 | 14.5 | 15.7 | 9.6 | 17.4 | 16.7 | 13.6 | 12.7 | 14.6 | 16.5 | 8.8 | 18.5 | 20.5 | 24.5 | 14.0 |
| 4. Grade 9 (Freshman) | 19.0 | 19.6 | 18.6 | 20.0 | 14.6 | 20.4 | 17.9 | 19.7 | 18.2 | 19.1 | 16.7 | 11.4 | 25.2 | 22.6 | 26.5 | 44.6 |
| 5. Grade 10 (Sophomore) | 13.6 | 13.5 | 13.9 | 15.1 | 9.6 | 13.8 | 13.4 | 12.9 | 14.7 | 15.0 | 9.0 | 12.3 | 17.8 | 14.3 | 10.4 | 7.2 |
| 6. Grade 11 (Junior) | 11.4 | 9.5 | 13.0 | 9.7 | 22.7 | 12.6 | 11.6 | 9.7 | 12.5 | 11.6 | 9.6 | 13.2 | 13.5 | 9.3 | 4.1 | 4.2 |
| 7. Grade 12 (Senior) | 7.1 | 7.1 | 7.2 | 6.6 | 6.9 | 5.7 | 7.4 | 8.0 | 6.7 | 7.1 | 6.3 | 9.5 | 5.4 | 6.9 | 4.1 | 3.0 |
| <i>Item 5580 Subject A01g</i> | <i>N 1932</i> | <i>845</i> | <i>1033</i> | <i>1292</i> | <i>185</i> | <i>355</i> | <i>508</i> | <i>642</i> | <i>427</i> | <i>1475</i> | <i>326</i> | <i>900</i> | <i>486</i> | <i>186</i> | <i>291</i> | <i>34</i> |
| B100C: Try marijuana or hashish | | | | | | | | | | | | | | | | |
| 8. Never | 54.4 | 51.4 | 57.2 | 52.3 | 59.1 | 49.1 | 55.0 | 57.3 | 53.6 | 57.0 | 48.1 | 100.0 | - | 33.1 | 15.0 | 6.0 |
| 1. Grade 6 or below | 2.6 | 3.3 | 1.6 | 2.0 | 2.1 | 3.5 | 1.5 | 3.5 | 1.8 | 2.2 | 2.5 | - | 4.3 | 1.6 | 6.1 | 28.3 |
| 2. Grade 7 | 4.9 | 5.7 | 4.5 | 4.7 | 6.5 | 4.6 | 4.5 | 4.7 | 6.0 | 4.2 | 8.6 | - | 6.3 | 9.2 | 13.8 | 22.9 |
| 3. Grade 8 | 6.9 | 8.3 | 5.5 | 6.9 | 7.4 | 7.8 | 7.3 | 5.8 | 7.4 | 6.4 | 8.4 | - | 15.2 | 8.8 | 15.1 | 8.9 |
| 4. Grade 9 (Freshman) | 10.9 | 11.4 | 10.5 | 13.3 | 5.0 | 9.2 | 12.3 | 9.7 | 12.5 | 10.0 | 12.7 | - | 19.9 | 16.1 | 27.6 | 26.9 |
| 5. Grade 10 (Sophomore) | 9.0 | 8.9 | 9.3 | 9.3 | 8.2 | 11.6 | 7.4 | 9.6 | 7.9 | 8.9 | 7.7 | - | 19.8 | 15.0 | 14.9 | 4.1 |
| 6. Grade 11 (Junior) | 6.9 | 6.3 | 7.4 | 7.1 | 6.9 | 9.7 | 7.0 | 5.6 | 6.4 | 6.4 | 8.8 | - | 20.9 | 10.7 | 4.3 | - |
| 7. Grade 12 (Senior) | 4.3 | 4.8 | 4.1 | 4.4 | 5.0 | 4.6 | 5.0 | 3.7 | 4.4 | 4.8 | 3.3 | - | 13.6 | 5.5 | 3.2 | 2.9 |
| <i>Item 5590 Subject A01g</i> | <i>N 2003</i> | <i>872</i> | <i>1074</i> | <i>1322</i> | <i>200</i> | <i>356</i> | <i>528</i> | <i>676</i> | <i>443</i> | <i>1527</i> | <i>337</i> | <i>968</i> | <i>482</i> | <i>197</i> | <i>289</i> | <i>35</i> |
| B100D: Try LSD | | | | | | | | | | | | | | | | |
| 8. Never | 93.3 | 91.5 | 94.8 | 92.2 | 98.6 | 93.4 | 93.0 | 91.7 | 95.9 | 95.0 | 88.3 | 100.0 | 100.0 | 87.2 | 69.1 | 22.2 |
| 1. Grade 6 or below | * | - | 0.1 | - | - | 0.3 | - | - | - | - | - | - | - | - | - | 2.9 |
| 2. Grade 7 | 0.6 | 0.8 | 0.4 | 0.5 | - | 0.3 | 1.1 | 0.9 | - | 0.7 | 0.4 | - | - | 2.0 | 2.9 | 2.9 |
| 3. Grade 8 | 1.2 | 1.7 | 0.8 | 1.7 | - | 0.4 | 2.1 | 1.5 | 0.5 | 0.9 | 2.5 | - | - | 0.2 | 4.8 | 34.2 |
| 4. Grade 9 (Freshman) | 1.4 | 1.4 | 1.3 | 1.6 | 0.5 | 2.4 | 0.6 | 1.9 | 0.6 | 1.0 | 2.9 | - | - | 4.7 | 5.1 | 14.1 |
| 5. Grade 10 (Sophomore) | 1.8 | 2.0 | 1.5 | 2.0 | - | 1.4 | 1.8 | 2.2 | 1.4 | 1.2 | 3.8 | - | - | 2.1 | 10.3 | 8.6 |
| 6. Grade 11 (Junior) | 1.3 | 2.0 | 0.7 | 1.7 | - | 1.1 | 1.3 | 1.2 | 1.6 | 0.9 | 1.4 | - | - | 2.4 | 6.5 | 10.8 |
| 7. Grade 12 (Senior) | 0.4 | 0.5 | 0.3 | 0.3 | 0.9 | 0.8 | 0.2 | 0.6 | - | 0.2 | 0.6 | - | - | 1.4 | 1.3 | 4.4 |
| <i>Item 5600 Subject A01g</i> | <i>N 2036</i> | <i>892</i> | <i>1087</i> | <i>1325</i> | <i>220</i> | <i>366</i> | <i>535</i> | <i>687</i> | <i>448</i> | <i>1552</i> | <i>347</i> | <i>983</i> | <i>506</i> | <i>195</i> | <i>279</i> | <i>33</i> |
| B100E: Try a hallucinogen other than LSD | | | | | | | | | | | | | | | | |
| 8. Never | 93.5 | 91.5 | 95.4 | 92.8 | 99.2 | 90.9 | 93.6 | 93.1 | 96.1 | 94.3 | 92.2 | 100.0 | 100.0 | 85.0 | 69.4 | 25.5 |
| 1. Grade 6 or below | * | - | 0.1 | - | 0.5 | - | 0.2 | - | - | - | 0.3 | - | - | - | - | 3.8 |
| 2. Grade 7 | 0.2 | 0.4 | - | - | - | 0.3 | - | 0.4 | 0.2 | 0.2 | - | - | - | 1.8 | - | 3.6 |
| 3. Grade 8 | 0.7 | 1.0 | 0.4 | 0.7 | 0.4 | 0.6 | 1.0 | 0.9 | 0.1 | 0.5 | 1.3 | - | - | 1.5 | 3.1 | 12.5 |
| 4. Grade 9 (Freshman) | 1.2 | 1.2 | 1.1 | 1.3 | - | 3.3 | 1.0 | 0.7 | 0.7 | 1.1 | 2.0 | - | - | 2.3 | 6.3 | 13.6 |
| 5. Grade 10 (Sophomore) | 1.6 | 2.0 | 1.2 | 2.2 | - | 1.2 | 1.6 | 2.3 | 0.9 | 1.5 | 1.5 | - | - | 0.9 | 9.0 | 23.4 |
| 6. Grade 11 (Junior) | 1.4 | 1.7 | 1.3 | 1.7 | - | 1.5 | 1.4 | 1.8 | 0.7 | 1.5 | 0.9 | - | - | 2.3 | 7.5 | 14.5 |
| 7. Grade 12 (Senior) | 1.2 | 2.2 | 0.5 | 1.3 | - | 2.2 | 1.1 | 0.8 | 1.2 | 1.0 | 1.9 | - | - | 6.1 | 4.8 | 2.9 |
| <i>Item 5610 Subject A01g</i> | <i>N 2012</i> | <i>883</i> | <i>1072</i> | <i>1302</i> | <i>219</i> | <i>363</i> | <i>533</i> | <i>672</i> | <i>443</i> | <i>1539</i> | <i>338</i> | <i>984</i> | <i>507</i> | <i>183</i> | <i>272</i> | <i>26</i> |

*=less than .05 percent.

MONITORING THE FUTURE

| QUESTIONNAIRE FORM 1 2002 | TOTAL | SEX | | RACE | | REGION | | | | COLLEGE PLANS? | | ILLCIT DRUG USE: LIFETIME | | | | | |
|-----------------------------------|----------|-------------|------------|-------------|-------------|------------|------------|------------|------------|-------------------|-------------|---------------------------|------------------------|--------------|---------------|--------------------|-----------|
| | | M | F | White | Black | NE | NC | S | W | Yes | No | None | Mari- juana Only | Few Pills | More Pills | Any Her- oin | |
| <i>N (Weighted No. of Cases):</i> | 2251 | 941 | 1110 | 1362 | 233 | 439 | 561 | 749 | 502 | 1595 | 367 | 1021 | 548 | 214 | 325 | 37 | |
| <i>% of Weighted Total:</i> | 100.0 | 41.8 | 49.3 | 60.5 | 10.3 | 19.5 | 24.9 | 33.3 | 22.3 | 70.8 | 16.3 | 45.4 | 24.3 | 9.5 | 14.4 | 1.6 | |
| B100F: Try amphetamines | | | | | | | | | | | | | | | | | |
| 8. Never | 91.5 | 92.3 | 90.8 | 89.7 | 98.5 | 92.1 | 90.8 | 90.8 | 93.1 | 92.4 | 89.0 | 100.0 | 100.0 | 85.0 | 50.4 | 27.7 | |
| 1. Grade 6 or below | 0.2 | 0.2 | 0.3 | 0.2 | 0.5 | - | 0.4 | 0.3 | 0.2 | 0.2 | 0.6 | - | - | 1.0 | 0.7 | 4.9 | |
| 2. Grade 7 | 0.2 | 0.3 | 0.2 | 0.3 | - | 0.3 | 0.2 | 0.1 | 0.5 | 0.2 | 0.3 | - | - | - | 1.5 | 3.2 | |
| 3. Grade 8 | 0.8 | 0.9 | 0.8 | 1.0 | 0.5 | 0.6 | 1.3 | 1.2 | 0.1 | 1.0 | 0.6 | - | - | 1.4 | 3.8 | 16.7 | |
| 4. Grade 9 (Freshman) | 2.5 | 2.1 | 2.6 | 3.0 | - | 1.0 | 3.1 | 2.8 | 2.3 | 2.1 | 3.8 | - | - | 2.4 | 16.2 | 16.4 | |
| 5. Grade 10 (Sophomore) | 2.1 | 1.7 | 2.3 | 2.3 | - | 2.0 | 2.2 | 2.0 | 1.9 | 1.7 | 3.2 | - | - | 4.0 | 11.9 | 17.0 | |
| 6. Grade 11 (Junior) | 1.9 | 1.5 | 2.4 | 2.5 | 0.6 | 2.9 | 1.4 | 1.9 | 1.7 | 1.9 | 1.4 | - | - | 3.8 | 11.3 | 14.1 | |
| 7. Grade 12 (Senior) | 0.7 | 1.0 | 0.5 | 1.0 | - | 1.1 | 0.7 | 0.8 | 0.2 | 0.6 | 1.1 | - | - | 2.4 | 4.3 | - | |
| <i>Item 5620 Subject A01g</i> | <i>N</i> | <i>1955</i> | <i>882</i> | <i>1017</i> | <i>1271</i> | <i>218</i> | <i>355</i> | <i>513</i> | <i>660</i> | <i>427</i> | <i>1502</i> | <i>324</i> | <i>980</i> | <i>509</i> | <i>154</i> | <i>243</i> | <i>30</i> |
| B100G: Try quaaludes | | | | | | | | | | | | | | | | | |
| 8. Never | 99.2 | 99.1 | 99.3 | 99.0 | 100.0 | 98.5 | 98.6 | 99.5 | 100.0 | 99.5 | 98.4 | 100.0 | 100.0 | 99.6 | 96.3 | 82.4 | |
| 1. Grade 6 or below | * | - | * | * | - | - | 0.1 | - | - | * | - | - | - | 0.2 | - | - | |
| 2. Grade 7 | 0.1 | * | 0.1 | * | - | 0.4 | - | - | - | * | - | - | - | - | 0.1 | 3.3 | |
| 3. Grade 8 | 0.2 | 0.3 | 0.2 | 0.4 | - | 0.1 | 0.4 | 0.4 | - | 0.3 | 0.1 | - | - | - | 1.7 | 1.4 | |
| 4. Grade 9 (Freshman) | 0.3 | 0.5 | 0.1 | 0.3 | - | 0.2 | 0.7 | 0.2 | - | * | 1.0 | - | - | 0.2 | 1.6 | 2.7 | |
| 5. Grade 10 (Sophomore) | 0.2 | * | 0.3 | 0.2 | - | 0.7 | 0.2 | - | - | 0.1 | 0.5 | - | - | - | 0.3 | 8.9 | |
| 6. Grade 11 (Junior) | * | * | - | * | - | 0.1 | - | - | - | - | - | - | - | - | - | 1.4 | |
| 7. Grade 12 (Senior) | - | - | - | - | - | - | - | - | - | - | - | - | - | - | - | - | |
| <i>Item 5630 Subject A01g</i> | <i>N</i> | <i>2031</i> | <i>894</i> | <i>1082</i> | <i>1321</i> | <i>218</i> | <i>372</i> | <i>531</i> | <i>684</i> | <i>445</i> | <i>1550</i> | <i>346</i> | <i>983</i> | <i>504</i> | <i>195</i> | <i>280</i> | <i>29</i> |
| B100H: Try barbiturates | | | | | | | | | | | | | | | | | |
| 8. Never | 97.4 | 97.4 | 97.5 | 96.9 | 99.5 | 97.6 | 97.1 | 96.2 | 99.5 | 97.7 | 96.5 | 100.0 | 100.0 | 99.0 | 85.5 | 55.1 | |
| 1. Grade 6 or below | 0.1 | - | 0.1 | * | 0.5 | - | 0.2 | 0.1 | - | - | 0.3 | - | - | - | 0.1 | 4.0 | |
| 2. Grade 7 | * | 0.1 | - | * | - | - | - | 0.1 | - | * | - | - | - | - | 0.2 | - | |
| 3. Grade 8 | 0.4 | 0.3 | 0.4 | 0.5 | - | 0.4 | 0.5 | 0.5 | - | 0.4 | 0.1 | - | - | - | 2.2 | 5.4 | |
| 4. Grade 9 (Freshman) | 1.0 | 1.5 | 0.5 | 1.3 | - | 1.0 | 1.2 | 1.5 | - | 0.8 | 2.0 | - | - | - | 6.5 | 13.6 | |
| 5. Grade 10 (Sophomore) | 0.5 | 0.3 | 0.7 | 0.7 | - | 0.9 | 0.3 | 0.6 | 0.2 | 0.5 | 0.6 | - | - | 0.1 | 1.7 | 20.3 | |
| 6. Grade 11 (Junior) | 0.2 | 0.2 | 0.3 | 0.4 | - | 0.1 | 0.4 | 0.3 | - | 0.2 | - | - | - | - | 1.7 | 1.6 | |
| 7. Grade 12 (Senior) | 0.4 | 0.3 | 0.4 | 0.3 | - | - | 0.2 | 0.7 | 0.3 | 0.4 | 0.5 | - | - | 0.9 | 2.1 | - | |
| <i>Item 5640 Subject A01g</i> | <i>N</i> | <i>2010</i> | <i>882</i> | <i>1073</i> | <i>1301</i> | <i>220</i> | <i>372</i> | <i>523</i> | <i>669</i> | <i>446</i> | <i>1536</i> | <i>339</i> | <i>984</i> | <i>505</i> | <i>192</i> | <i>265</i> | <i>25</i> |
| B100I: Try tranquilizers | | | | | | | | | | | | | | | | | |
| 8. Never | 94.2 | 94.8 | 94.0 | 93.1 | 99.1 | 94.7 | 95.4 | 91.1 | 97.1 | 94.9 | 92.4 | 100.0 | 100.0 | 85.5 | 69.1 | 51.8 | |
| 1. Grade 6 or below | 0.1 | - | 0.2 | * | 0.7 | - | 0.3 | 0.1 | - | * | 0.3 | - | - | 0.3 | 0.1 | 4.2 | |
| 2. Grade 7 | 0.1 | 0.2 | - | 0.1 | - | 0.1 | - | 0.2 | - | 0.1 | 0.3 | - | - | - | 0.8 | - | |
| 3. Grade 8 | 0.6 | 0.4 | 0.4 | 0.6 | - | 0.4 | 0.6 | 0.8 | 0.4 | 0.6 | 0.1 | - | - | 0.3 | 3.2 | 11.1 | |
| 4. Grade 9 (Freshman) | 1.5 | 1.6 | 1.4 | 1.8 | - | 1.6 | 1.5 | 2.2 | 0.4 | 1.3 | 2.4 | - | - | 2.1 | 10.0 | 5.1 | |
| 5. Grade 10 (Sophomore) | 1.4 | 1.6 | 1.4 | 1.6 | - | 1.3 | 1.4 | 1.8 | 1.1 | 1.2 | 2.9 | - | - | 2.2 | 8.1 | 17.6 | |
| 6. Grade 11 (Junior) | 1.2 | 0.8 | 1.4 | 1.6 | - | 1.2 | 0.8 | 1.9 | 0.4 | 0.9 | 1.2 | - | - | 3.0 | 6.5 | 5.7 | |
| 7. Grade 12 (Senior) | 0.9 | 0.6 | 1.3 | 1.1 | 0.2 | 0.7 | 0.1 | 2.0 | 0.5 | 1.0 | 0.3 | - | - | 6.6 | 2.3 | 4.4 | |
| <i>Item 5650 Subject A01g</i> | <i>N</i> | <i>1978</i> | <i>876</i> | <i>1050</i> | <i>1277</i> | <i>218</i> | <i>362</i> | <i>516</i> | <i>659</i> | <i>441</i> | <i>1511</i> | <i>335</i> | <i>982</i> | <i>504</i> | <i>177</i> | <i>251</i> | <i>24</i> |
| B100J: Try cocaine | | | | | | | | | | | | | | | | | |
| 8. Never | 93.8 | 93.5 | 94.5 | 93.2 | 99.2 | 94.3 | 93.7 | 94.3 | 93.0 | 95.3 | 89.0 | 100.0 | 100.0 | 90.0 | 71.7 | 16.0 | |
| 1. Grade 6 or below | 0.2 | 0.1 | 0.3 | 0.1 | 0.5 | 0.3 | 0.4 | - | 0.1 | - | 0.9 | - | - | - | 0.5 | 6.7 | |
| 2. Grade 7 | 0.2 | 0.3 | 0.2 | 0.3 | - | - | 0.1 | 0.5 | - | 0.2 | 0.2 | - | - | - | 0.3 | 11.2 | |
| 3. Grade 8 | 0.8 | 0.9 | 0.6 | 0.7 | 0.3 | 0.9 | 0.3 | 0.4 | 1.9 | 0.5 | 1.9 | - | - | 3.9 | 3.0 | - | |
| 4. Grade 9 (Freshman) | 0.5 | 0.5 | 0.4 | 0.5 | - | 0.6 | 1.0 | 0.3 | 0.4 | 0.2 | 1.2 | - | - | - | 2.2 | 16.8 | |
| 5. Grade 10 (Sophomore) | 1.6 | 0.9 | 2.1 | 2.0 | - | 1.5 | 1.8 | 1.7 | 1.3 | 1.3 | 2.8 | - | - | 2.2 | 7.5 | 21.6 | |
| 6. Grade 11 (Junior) | 1.4 | 1.8 | 1.1 | 1.5 | - | 0.9 | 1.0 | 1.4 | 2.4 | 1.6 | 1.1 | - | - | 0.8 | 8.9 | 6.8 | |
| 7. Grade 12 (Senior) | 1.4 | 1.9 | 0.9 | 1.7 | - | 1.5 | 1.6 | 1.5 | 1.0 | 1.0 | 2.9 | - | - | 3.0 | 5.8 | 20.9 | |
| <i>Item 5660 Subject A01g</i> | <i>N</i> | <i>2042</i> | <i>898</i> | <i>1088</i> | <i>1329</i> | <i>219</i> | <i>375</i> | <i>537</i> | <i>683</i> | <i>448</i> | <i>1557</i> | <i>345</i> | <i>987</i> | <i>506</i> | <i>195</i> | <i>287</i> | <i>29</i> |
| B100K: Try heroin | | | | | | | | | | | | | | | | | |
| 8. Never | 98.6 | 98.7 | 98.6 | 98.3 | 99.5 | 97.8 | 98.5 | 98.4 | 99.7 | 99.1 | 96.8 | 100.0 | 100.0 | 100.0 | 100.0 | - | |
| 1. Grade 6 or below | 0.1 | - | 0.2 | - | 0.5 | 0.3 | 0.2 | - | - | - | 0.3 | - | - | - | - | 6.8 | |
| 2. Grade 7 | * | - | 0.1 | - | - | - | 0.1 | - | - | - | 0.2 | - | - | - | - | 2.8 | |
| 3. Grade 8 | * | 0.1 | - | 0.1 | - | - | 0.1 | - | - | - | - | - | - | - | - | 2.8 | |
| 4. Grade 9 (Freshman) | 0.2 | 0.1 | 0.1 | 0.2 | - | 0.1 | 0.3 | 0.2 | - | - | 0.8 | - | - | - | - | 10.8 | |
| 5. Grade 10 (Sophomore) | 0.2 | - | 0.4 | 0.3 | - | - | 0.3 | 0.4 | 0.1 | 0.3 | - | - | - | - | - | 14.6 | |
| 6. Grade 11 (Junior) | 0.4 | 0.4 | 0.2 | 0.5 | - | 1.1 | 0.2 | 0.4 | 0.2 | 0.3 | 0.6 | - | - | - | - | 29.2 | |
| 7. Grade 12 (Senior) | 0.5 | 0.6 | 0.4 | 0.7 | - | 0.7 | 0.3 | 0.7 | 0.1 | 0.3 | 1.3 | - | - | - | - | 33.1 | |
| <i>Item 5670 Subject A01g</i> | <i>N</i> | <i>2028</i> | <i>892</i> | <i>1080</i> | <i>1324</i> | <i>216</i> | <i>371</i> | <i>533</i> | <i>678</i> | <i>447</i> | <i>1554</i> | <i>341</i> | <i>981</i> | <i>502</i> | <i>196</i> | <i>284</i> | <i>29</i> |

* = less than .05 percent.

DESCRIPTIVE RESULTS: 2002

91

| QUESTIONNAIRE FORM 1 2002 | TOTAL | SEX | | RACE | | REGION | | | | COLLEGE PLANS? | | ILLICIT DRUG USE: LIFETIME | | | | |
|--|---------------|------|------|-------|-------|--------|------|------|------|-------------------|------|----------------------------|------------------------|--------------|---------------|--------------------|
| | | M | F | White | Black | NE | NC | S | W | Yes | No | None | Mari- juana Only | Few Pills | More Pills | Any Her- oin |
| <i>N (Weighted No. of Cases):</i> | 2251 | 941 | 1110 | 1362 | 233 | 439 | 561 | 749 | 502 | 1595 | 367 | 1021 | 548 | 214 | 325 | 37 |
| <i>% of Weighted Total:</i> | 100.0 | 41.8 | 49.3 | 60.5 | 10.3 | 19.5 | 24.9 | 33.3 | 22.3 | 70.8 | 16.3 | 45.4 | 24.3 | 9.5 | 14.4 | 1.6 |
| B100L: Try any narcotic other than heroin | | | | | | | | | | | | | | | | |
| 8. Never | 91.0 | 90.0 | 92.0 | 88.3 | 98.6 | 89.3 | 89.3 | 92.8 | 91.8 | 91.1 | 90.9 | 100.0 | 100.0 | 82.1 | 49.0 | 20.3 |
| 1. Grade 6 or below | 0.4 | 0.4 | 0.3 | 0.5 | 0.5 | - | 0.4 | 0.7 | 0.2 | 0.3 | 0.6 | - | - | 0.7 | 1.6 | 8.1 |
| 2. Grade 7 | 0.4 | 0.3 | 0.3 | 0.6 | - | - | 0.6 | 0.4 | 0.6 | 0.5 | - | - | - | - | 2.8 | 3.1 |
| 3. Grade 8 | 0.6 | 0.4 | 0.7 | 0.6 | - | 0.7 | 0.9 | 0.6 | - | 0.6 | 0.2 | - | - | - | 3.2 | 12.8 |
| 4. Grade 9 (Freshman) | 1.3 | 1.6 | 1.0 | 1.7 | - | 1.4 | 2.2 | 0.8 | 1.2 | 0.9 | 2.9 | - | - | 0.1 | 9.9 | 3.7 |
| 5. Grade 10 (Sophomore) | 3.1 | 3.8 | 2.4 | 4.1 | - | 4.0 | 2.7 | 2.5 | 3.6 | 3.5 | 1.4 | - | - | 4.6 | 18.4 | 27.2 |
| 6. Grade 11 (Junior) | 1.7 | 2.0 | 1.5 | 2.0 | 0.5 | 2.9 | 2.3 | 0.9 | 1.1 | 1.5 | 1.7 | - | - | 3.9 | 9.0 | 15.8 |
| 7. Grade 12 (Senior) | 1.6 | 1.4 | 1.8 | 2.1 | 0.4 | 1.8 | 1.6 | 1.5 | 1.6 | 1.5 | 2.3 | - | - | 8.5 | 6.0 | 9.0 |
| <i>Item 5680 Subject A01g</i> | <i>N</i> 1965 | 863 | 1046 | 1263 | 220 | 362 | 516 | 648 | 440 | 1508 | 323 | 982 | 501 | 167 | 252 | 23 |
| B100M: Smoke your first cigarette | | | | | | | | | | | | | | | | |
| 8. Never | 46.1 | 46.0 | 45.7 | 42.1 | 62.1 | 45.2 | 42.4 | 47.9 | 48.5 | 48.3 | 38.3 | 76.2 | 22.5 | 19.9 | 12.9 | 5.5 |
| 1. Grade 6 or below | 15.8 | 18.4 | 13.5 | 15.2 | 11.2 | 15.9 | 15.2 | 15.6 | 16.9 | 14.2 | 23.2 | 5.5 | 22.1 | 23.1 | 30.3 | 50.6 |
| 2. Grade 7 | 10.1 | 10.3 | 10.2 | 12.2 | 3.6 | 11.2 | 11.1 | 8.3 | 11.0 | 9.7 | 12.3 | 4.3 | 14.0 | 13.5 | 20.4 | 7.5 |
| 3. Grade 8 | 9.2 | 9.2 | 9.3 | 10.3 | 10.5 | 10.0 | 10.6 | 10.0 | 5.6 | 8.9 | 10.5 | 3.6 | 16.0 | 16.9 | 11.0 | 8.7 |
| 4. Grade 9 (Freshman) | 8.4 | 6.0 | 10.5 | 8.5 | 7.5 | 7.2 | 8.1 | 9.3 | 8.5 | 8.2 | 8.3 | 4.4 | 10.4 | 6.8 | 16.8 | 26.7 |
| 5. Grade 10 (Sophomore) | 5.0 | 4.3 | 5.7 | 5.6 | 2.0 | 4.9 | 6.7 | 4.7 | 3.5 | 5.5 | 3.0 | 2.7 | 7.5 | 9.7 | 4.5 | - |
| 6. Grade 11 (Junior) | 3.5 | 3.8 | 3.3 | 3.5 | 2.0 | 2.7 | 3.7 | 3.5 | 3.8 | 3.2 | 3.5 | 1.9 | 5.0 | 8.5 | 2.0 | - |
| 7. Grade 12 (Senior) | 1.8 | 2.0 | 1.8 | 2.4 | 1.2 | 2.8 | 2.3 | 0.7 | 2.1 | 2.1 | 0.8 | 1.4 | 2.6 | 1.6 | 2.1 | 0.9 |
| <i>Item 5575 Subject A01g</i> | <i>N</i> 1958 | 850 | 1057 | 1284 | 207 | 360 | 505 | 657 | 436 | 1486 | 337 | 923 | 487 | 195 | 285 | 33 |
| B100N: Drink enough to feel drunk or very high | | | | | | | | | | | | | | | | |
| 8. Never | 39.8 | 40.6 | 38.8 | 34.6 | 66.3 | 33.5 | 35.3 | 45.8 | 41.4 | 41.0 | 36.1 | 68.1 | 14.3 | 14.3 | 10.5 | 1.6 |
| 1. Grade 6 or below | 2.2 | 2.3 | 2.1 | 2.2 | 1.8 | 3.3 | 3.3 | 1.3 | 1.4 | 2.1 | 2.9 | 0.5 | 2.6 | 4.1 | 5.9 | 3.3 |
| 2. Grade 7 | 4.5 | 5.4 | 3.8 | 4.9 | 0.9 | 4.4 | 3.1 | 4.6 | 6.1 | 3.7 | 7.9 | 1.0 | 5.1 | 10.9 | 9.6 | 18.1 |
| 3. Grade 8 | 9.4 | 8.9 | 9.4 | 10.4 | 5.1 | 7.8 | 13.1 | 7.3 | 9.4 | 8.7 | 11.7 | 2.9 | 12.9 | 14.6 | 20.0 | 27.3 |
| 4. Grade 9 (Freshman) | 15.9 | 17.6 | 14.3 | 18.0 | 8.4 | 17.5 | 17.3 | 15.7 | 13.1 | 15.6 | 14.7 | 5.4 | 24.1 | 23.1 | 27.6 | 27.3 |
| 5. Grade 10 (Sophomore) | 12.2 | 10.5 | 14.0 | 14.4 | 2.3 | 14.4 | 12.2 | 11.8 | 10.8 | 12.8 | 11.3 | 6.3 | 19.3 | 16.2 | 16.9 | 20.9 |
| 6. Grade 11 (Junior) | 9.6 | 8.7 | 10.6 | 9.2 | 10.5 | 13.6 | 8.8 | 7.5 | 10.7 | 9.2 | 10.5 | 8.6 | 15.4 | 9.9 | 5.4 | 1.5 |
| 7. Grade 12 (Senior) | 6.4 | 5.9 | 7.1 | 6.3 | 4.6 | 5.5 | 6.9 | 6.0 | 7.2 | 6.8 | 4.9 | 7.3 | 6.4 | 6.9 | 4.3 | - |
| <i>Item 5585 Subject A01g</i> | <i>N</i> 1907 | 833 | 1026 | 1268 | 192 | 347 | 499 | 637 | 423 | 1462 | 323 | 915 | 471 | 179 | 281 | 30 |
| B100O: Try "crack" cocaine, specifically | | | | | | | | | | | | | | | | |
| 8. Never | 97.9 | 97.7 | 98.1 | 97.6 | 99.7 | 97.8 | 96.8 | 99.1 | 97.4 | 99.0 | 94.1 | 100.0 | 100.0 | 96.2 | 90.7 | 57.3 |
| 1. Grade 6 or below | * | - | 0.1 | - | - | 0.3 | - | - | - | - | - | - | - | - | - | 4.1 |
| 2. Grade 7 | - | - | - | - | - | - | - | - | - | - | - | - | - | - | - | - |
| 3. Grade 8 | 0.4 | 0.5 | 0.3 | 0.3 | - | 0.4 | 0.2 | 0.1 | 1.0 | * | 1.5 | - | - | 2.3 | 0.6 | 4.7 |
| 4. Grade 9 (Freshman) | 0.2 | - | 0.4 | 0.2 | - | - | 0.4 | 0.1 | 0.5 | 0.1 | 1.1 | - | - | - | 1.1 | 8.0 |
| 5. Grade 10 (Sophomore) | 0.7 | 0.7 | 0.6 | 1.0 | - | 1.2 | 1.5 | - | 0.6 | 0.3 | 2.0 | - | - | - | 4.1 | 16.3 |
| 6. Grade 11 (Junior) | 0.4 | 0.8 | 0.1 | 0.6 | 0.3 | 0.3 | 0.6 | 0.4 | 0.4 | 0.3 | 0.6 | - | - | 0.4 | 2.3 | 5.9 |
| 7. Grade 12 (Senior) | 0.3 | 0.3 | 0.4 | 0.4 | - | 0.1 | 0.5 | 0.4 | 0.1 | 0.2 | 0.8 | - | - | 1.1 | 1.1 | 3.7 |
| <i>Item 5661 Subject A01g</i> | <i>N</i> 2029 | 896 | 1078 | 1320 | 220 | 371 | 531 | 682 | 445 | 1552 | 343 | 986 | 508 | 194 | 277 | 23 |
| B100P: Try crystal meth ("ice") | | | | | | | | | | | | | | | | |
| 8. Never | 96.5 | 95.9 | 97.0 | 95.7 | 99.6 | 97.3 | 95.7 | 96.5 | 96.9 | 97.3 | 93.7 | 100.0 | 100.0 | 98.7 | 82.6 | 45.7 |
| 1. Grade 6 or below | 0.3 | 0.5 | 0.2 | 0.1 | 0.4 | 0.2 | 0.2 | 0.5 | 0.4 | * | 1.8 | - | - | 0.2 | 0.7 | 11.9 |
| 2. Grade 7 | - | - | - | - | - | - | - | - | - | - | - | - | - | - | - | - |
| 3. Grade 8 | 0.2 | * | 0.3 | 0.2 | - | 0.4 | - | 0.2 | 0.2 | 0.2 | - | - | - | 0.6 | 0.5 | 2.9 |
| 4. Grade 9 (Freshman) | 0.7 | 0.8 | 0.6 | 0.9 | - | 0.3 | 1.8 | 0.4 | 0.1 | 0.4 | 1.5 | - | - | - | 3.1 | 14.2 |
| 5. Grade 10 (Sophomore) | 0.8 | 0.5 | 0.9 | 1.1 | - | 0.9 | 0.2 | 1.1 | 1.0 | 0.7 | 1.3 | - | - | - | 3.9 | 14.0 |
| 6. Grade 11 (Junior) | 1.2 | 1.6 | 0.9 | 1.5 | - | 0.9 | 1.9 | 0.8 | 1.3 | 1.1 | 1.3 | - | - | 0.4 | 8.1 | 1.2 |
| 7. Grade 12 (Senior) | 0.3 | 0.6 | * | 0.5 | - | - | 0.3 | 0.6 | 0.1 | 0.3 | 0.4 | - | - | - | 1.1 | 10.1 |
| <i>Item 24430 Subject A01g</i> | <i>N</i> 2059 | 910 | 1092 | 1341 | 221 | 376 | 539 | 693 | 451 | 1565 | 356 | 986 | 509 | 199 | 291 | 33 |
| B101: How many of your friends would you estimate . . . | | | | | | | | | | | | | | | | |
| B101A: Smoke cigarettes? | | | | | | | | | | | | | | | | |
| 1. None | 14.7 | 12.2 | 15.9 | 9.6 | 37.4 | 13.2 | 9.0 | 16.3 | 20.3 | 14.3 | 15.8 | 21.7 | 8.1 | 10.1 | 4.6 | 11.2 |
| 2. A few | 34.6 | 35.0 | 34.9 | 33.8 | 32.7 | 32.5 | 28.8 | 31.7 | 47.3 | 36.9 | 27.6 | 41.5 | 33.9 | 23.5 | 24.4 | 10.2 |
| 3. Some | 31.7 | 35.2 | 28.9 | 35.2 | 23.3 | 32.7 | 39.7 | 30.1 | 24.1 | 32.3 | 29.3 | 29.3 | 36.6 | 33.9 | 31.4 | 23.2 |
| 4. Most | 17.4 | 16.2 | 18.6 | 19.8 | 5.2 | 19.8 | 20.4 | 20.3 | 7.5 | 15.6 | 23.3 | 7.4 | 19.6 | 29.9 | 36.7 | 38.8 |
| 5. All | 1.6 | 1.3 | 1.7 | 1.6 | 1.4 | 1.8 | 2.1 | 1.6 | 0.8 | 0.9 | 3.9 | 0.2 | 1.9 | 2.6 | 3.0 | 16.5 |
| <i>Item 7070 Subject A02a</i> | <i>N</i> 2078 | 923 | 1103 | 1352 | 225 | 374 | 540 | 704 | 460 | 1579 | 363 | 985 | 516 | 199 | 294 | 36 |

*=less than .05 percent.

MONITORING THE FUTURE

| QUESTIONNAIRE FORM 1 2002 | TOTAL | SEX | | RACE | | REGION | | | | COLLEGE PLANS? | | ILLICIT DRUG USE: LIFETIME | | | | |
|---|---------------|------------|-------------|-------------|------------|------------|------------|------------|------------|-------------------|------------|----------------------------|------------------------|--------------|---------------|--------------------|
| | | M | F | White | Black | NE | NC | S | W | Yes | No | None | Mari- juana Only | Few Pills | More Pills | Any Her- oin |
| <i>N (Weighted No. of Cases):</i> | 2251 | 941 | 1110 | 1362 | 233 | 439 | 561 | 749 | 502 | 1595 | 367 | 1021 | 548 | 214 | 325 | 37 |
| <i>% of Weighted Total:</i> | 100.0 | 41.8 | 49.3 | 60.5 | 10.3 | 19.5 | 24.9 | 33.3 | 22.3 | 70.8 | 16.3 | 45.4 | 24.3 | 9.5 | 14.4 | 1.6 |
| B101B: Smoke marijuana (pot, grass) or hashish? | | | | | | | | | | | | | | | | |
| 1. None | 19.1 | 15.9 | 20.9 | 16.7 | 24.8 | 17.6 | 15.8 | 22.9 | 18.2 | 18.4 | 21.9 | 31.6 | 6.4 | 10.8 | 4.3 | 12.9 |
| 2. A few | 31.2 | 31.6 | 31.3 | 32.8 | 25.7 | 25.4 | 33.4 | 31.9 | 32.2 | 32.0 | 28.1 | 40.0 | 24.9 | 27.2 | 20.3 | 6.9 |
| 3. Some | 28.9 | 32.2 | 26.7 | 30.5 | 24.4 | 30.9 | 28.5 | 27.8 | 29.6 | 30.0 | 26.1 | 21.7 | 37.8 | 32.7 | 35.1 | 22.2 |
| 4. Most | 18.2 | 16.9 | 19.1 | 18.0 | 21.2 | 23.1 | 19.8 | 15.5 | 16.3 | 17.6 | 19.8 | 6.6 | 27.4 | 25.6 | 33.2 | 50.0 |
| 5. All | 2.6 | 3.3 | 2.0 | 2.1 | 3.9 | 3.0 | 2.5 | 1.9 | 3.8 | 2.0 | 4.2 | 0.1 | 3.6 | 3.8 | 7.0 | 8.0 |
| <i>Item 7080 Subject A02a</i> | <i>N 2075</i> | <i>922</i> | <i>1102</i> | <i>1352</i> | <i>224</i> | <i>371</i> | <i>540</i> | <i>704</i> | <i>460</i> | <i>1577</i> | <i>363</i> | <i>984</i> | <i>516</i> | <i>199</i> | <i>294</i> | <i>35</i> |
| B101C: Take "crack" cocaine? | | | | | | | | | | | | | | | | |
| 1. None | 78.0 | 80.8 | 75.6 | 77.9 | 92.1 | 79.3 | 75.5 | 82.0 | 73.9 | 78.5 | 74.5 | 79.3 | 81.7 | 80.5 | 66.4 | 51.2 |
| 2. A few | 18.3 | 15.7 | 20.7 | 18.5 | 5.5 | 17.7 | 19.7 | 14.5 | 22.9 | 18.3 | 18.8 | 17.6 | 16.6 | 14.6 | 28.5 | 11.0 |
| 3. Some | 2.9 | 2.7 | 2.9 | 2.8 | 2.0 | 2.0 | 4.0 | 2.6 | 3.0 | 3.0 | 3.2 | 2.9 | 1.4 | 3.8 | 4.5 | 12.6 |
| 4. Most | 0.5 | 0.5 | 0.5 | 0.6 | - | 0.4 | 0.7 | 0.6 | 0.2 | 0.2 | 1.8 | 0.1 | 0.3 | 1.1 | 0.4 | 9.4 |
| 5. All | 0.3 | 0.3 | 0.3 | 0.1 | 0.4 | 0.6 | 0.2 | 0.4 | - | - | 1.7 | - | - | - | 0.2 | 15.8 |
| <i>Item 7151 Subject A02a</i> | <i>N 2070</i> | <i>917</i> | <i>1103</i> | <i>1347</i> | <i>224</i> | <i>373</i> | <i>537</i> | <i>700</i> | <i>460</i> | <i>1575</i> | <i>361</i> | <i>983</i> | <i>513</i> | <i>199</i> | <i>292</i> | <i>35</i> |
| B101D: Take cocaine powder? | | | | | | | | | | | | | | | | |
| 1. None | 76.0 | 77.9 | 74.3 | 75.4 | 93.0 | 76.9 | 73.8 | 78.8 | 73.4 | 76.9 | 72.2 | 81.2 | 80.4 | 77.9 | 51.5 | 31.4 |
| 2. A few | 19.3 | 17.5 | 21.0 | 19.8 | 5.8 | 18.3 | 20.4 | 16.7 | 22.7 | 19.3 | 18.9 | 16.2 | 17.3 | 17.4 | 34.7 | 35.6 |
| 3. Some | 3.9 | 3.2 | 4.2 | 4.1 | 0.8 | 3.1 | 4.7 | 3.8 | 3.7 | 3.4 | 6.0 | 2.3 | 1.7 | 4.7 | 12.4 | 9.9 |
| 4. Most | 0.5 | 0.9 | 0.2 | 0.4 | - | 0.7 | 0.8 | 0.4 | 0.1 | 0.4 | 1.0 | 0.2 | 0.4 | - | 1.0 | 6.6 |
| 5. All | 0.4 | 0.5 | 0.3 | 0.2 | 0.4 | 1.0 | 0.3 | 0.4 | - | * | 1.8 | 0.1 | 0.2 | - | 0.4 | 16.5 |
| <i>Item 23990 Subject A02a</i> | <i>N 2056</i> | <i>915</i> | <i>1092</i> | <i>1340</i> | <i>223</i> | <i>372</i> | <i>534</i> | <i>698</i> | <i>453</i> | <i>1562</i> | <i>360</i> | <i>975</i> | <i>512</i> | <i>197</i> | <i>291</i> | <i>34</i> |
| B101E: Drink alcoholic beverages (liquor, beer, wine)? | | | | | | | | | | | | | | | | |
| 1. None | 7.1 | 8.2 | 5.6 | 4.9 | 14.4 | 5.4 | 4.2 | 9.4 | 8.6 | 5.7 | 11.2 | 10.9 | 2.8 | 5.1 | 1.3 | 12.9 |
| 2. A few | 12.2 | 9.9 | 13.9 | 10.3 | 17.0 | 11.9 | 9.5 | 13.0 | 14.3 | 12.0 | 13.5 | 19.2 | 7.3 | 6.0 | 3.7 | 5.0 |
| 3. Some | 21.0 | 22.4 | 20.0 | 19.7 | 33.3 | 15.4 | 20.6 | 23.1 | 22.6 | 21.8 | 18.8 | 26.8 | 17.3 | 14.9 | 11.4 | 16.3 |
| 4. Most | 41.2 | 41.8 | 41.2 | 46.1 | 25.6 | 45.7 | 43.9 | 38.8 | 37.9 | 42.6 | 36.6 | 34.8 | 44.0 | 51.8 | 52.4 | 29.2 |
| 5. All | 18.5 | 17.6 | 19.3 | 19.1 | 9.7 | 21.6 | 21.8 | 15.7 | 16.6 | 17.8 | 19.9 | 8.4 | 28.6 | 22.2 | 31.1 | 36.6 |
| <i>Item 7190 Subject A02a</i> | <i>N 2059</i> | <i>919</i> | <i>1090</i> | <i>1342</i> | <i>222</i> | <i>369</i> | <i>535</i> | <i>699</i> | <i>456</i> | <i>1568</i> | <i>360</i> | <i>976</i> | <i>511</i> | <i>197</i> | <i>292</i> | <i>35</i> |
| B101F: Get drunk at least once a week? | | | | | | | | | | | | | | | | |
| 1. None | 24.5 | 20.9 | 26.9 | 19.2 | 45.1 | 20.9 | 17.7 | 28.8 | 29.0 | 24.3 | 24.8 | 33.0 | 20.3 | 18.0 | 9.0 | 15.8 |
| 2. A few | 30.1 | 30.1 | 30.2 | 30.6 | 28.5 | 29.1 | 29.8 | 28.7 | 33.2 | 29.9 | 30.2 | 34.0 | 28.5 | 24.3 | 23.2 | 29.8 |
| 3. Some | 24.4 | 24.4 | 24.9 | 27.8 | 14.0 | 25.5 | 28.3 | 22.3 | 22.2 | 25.2 | 23.2 | 21.0 | 27.4 | 27.5 | 30.9 | 13.7 |
| 4. Most | 16.2 | 19.0 | 13.8 | 17.6 | 8.3 | 18.4 | 18.3 | 16.0 | 12.4 | 16.5 | 15.4 | 10.6 | 16.5 | 23.3 | 26.9 | 26.9 |
| 5. All | 4.8 | 5.6 | 4.3 | 4.8 | 4.1 | 6.1 | 6.0 | 4.2 | 3.2 | 4.2 | 6.5 | 1.4 | 7.4 | 6.9 | 9.9 | 13.9 |
| <i>Item 7200 Subject A02a</i> | <i>N 2074</i> | <i>919</i> | <i>1104</i> | <i>1353</i> | <i>224</i> | <i>373</i> | <i>540</i> | <i>704</i> | <i>457</i> | <i>1573</i> | <i>363</i> | <i>987</i> | <i>515</i> | <i>199</i> | <i>294</i> | <i>35</i> |
| The next questions are about your experiences in school. | | | | | | | | | | | | | | | | |
| D001: Some people like school very much. Others don't. How do you feel about going to school? | | | | | | | | | | | | | | | | |
| 5. I like school very much | 8.8 | 7.7 | 9.7 | 6.8 | 13.3 | 7.9 | 8.3 | 9.0 | 9.8 | 9.4 | 6.2 | 11.2 | 7.9 | 3.0 | 6.7 | 2.1 |
| 4. I like school quite a lot | 22.8 | 23.4 | 22.8 | 22.7 | 22.2 | 18.6 | 23.3 | 22.5 | 25.7 | 25.3 | 13.5 | 26.8 | 22.3 | 20.0 | 16.2 | 16.3 |
| 3. I like school some | 46.9 | 45.1 | 47.8 | 47.9 | 47.5 | 46.3 | 46.1 | 47.3 | 47.7 | 47.2 | 44.6 | 46.5 | 47.1 | 47.6 | 45.7 | 48.6 |
| 2. I don't like school very much | 14.8 | 15.5 | 14.4 | 15.7 | 12.2 | 18.3 | 14.6 | 14.9 | 12.5 | 13.9 | 19.2 | 11.5 | 16.0 | 20.4 | 20.1 | 12.2 |
| 1. I don't like school at all | 6.6 | 8.3 | 5.3 | 6.8 | 4.7 | 8.9 | 7.7 | 6.2 | 4.3 | 4.1 | 16.5 | 4.0 | 6.7 | 8.9 | 11.3 | 20.8 |
| <i>Item 7630 Subject B01, Q08</i> | <i>N 1898</i> | <i>829</i> | <i>1023</i> | <i>1259</i> | <i>197</i> | <i>313</i> | <i>506</i> | <i>657</i> | <i>421</i> | <i>1507</i> | <i>346</i> | <i>913</i> | <i>461</i> | <i>183</i> | <i>263</i> | <i>30</i> |
| D002: How often do you feel that the school work you are assigned is meaningful and important? | | | | | | | | | | | | | | | | |
| 5. Almost always | 7.6 | 7.0 | 8.0 | 5.0 | 15.8 | 5.2 | 6.2 | 9.0 | 9.0 | 7.9 | 6.1 | 9.7 | 5.8 | 5.3 | 4.8 | 7.5 |
| 4. Often | 21.2 | 21.3 | 21.2 | 21.3 | 23.4 | 18.2 | 24.4 | 21.7 | 18.8 | 21.4 | 19.6 | 23.9 | 19.3 | 19.0 | 16.9 | 23.9 |
| 3. Sometimes | 40.3 | 37.4 | 42.7 | 41.0 | 43.8 | 39.6 | 39.8 | 42.3 | 38.3 | 42.7 | 31.8 | 43.2 | 40.7 | 34.3 | 35.6 | 42.6 |
| 2. Seldom | 24.4 | 25.4 | 24.0 | 26.6 | 13.7 | 27.5 | 22.7 | 22.8 | 26.6 | 23.5 | 28.2 | 18.1 | 27.5 | 34.1 | 36.9 | 7.5 |
| 1. Never | 6.5 | 8.9 | 4.2 | 6.1 | 3.2 | 9.5 | 6.8 | 4.2 | 7.3 | 4.5 | 14.3 | 5.2 | 6.8 | 7.2 | 5.7 | 18.5 |
| <i>Item 5700 Subject B01</i> | <i>N 1891</i> | <i>826</i> | <i>1019</i> | <i>1256</i> | <i>195</i> | <i>311</i> | <i>506</i> | <i>655</i> | <i>419</i> | <i>1504</i> | <i>342</i> | <i>911</i> | <i>458</i> | <i>183</i> | <i>261</i> | <i>30</i> |

* = less than .05 percent.

DESCRIPTIVE RESULTS: 2002

93

| QUESTIONNAIRE FORM 1 2002 | TOTAL | SEX | | RACE | | REGION | | | | COLLEGE PLANS? | | ILLICIT DRUG USE: LIFETIME | | | | |
|--|---------------|-------------|--------------|--------------|-------------|-------------|-------------|-------------|-------------|-------------------|-------------|----------------------------|------------------------|--------------|---------------|--------------------|
| | | M | F | White | Black | NE | NC | S | W | Yes | No | None | Mari- juana Only | Few Pills | More Pills | Any Her- oin |
| <i>N (Weighted No. of Cases):</i> <i>% of Weighted Total:</i> | 2251 100.0 | 941 41.8 | 1110 49.3 | 1362 60.5 | 233 10.3 | 439 19.5 | 561 24.9 | 749 33.3 | 502 22.3 | 1595 70.8 | 367 16.3 | 1021 45.4 | 548 24.3 | 214 9.5 | 325 14.4 | 37 1.6 |
| D003: How interesting are most of your courses to you? | | | | | | | | | | | | | | | | |
| 5. Very exciting and stimulating | 3.5 | 3.6 | 3.3 | 2.3 | 5.8 | 1.8 | 3.3 | 3.3 | 5.3 | 3.8 | 2.0 | 5.4 | 2.6 | 0.3 | 1.4 | - |
| 4. Quite interesting | 21.7 | 20.9 | 22.4 | 19.9 | 27.6 | 14.7 | 24.4 | 21.5 | 23.8 | 22.6 | 17.8 | 24.2 | 21.8 | 21.0 | 13.9 | 37.9 |
| 3. Fairly interesting | 44.7 | 42.3 | 46.6 | 47.1 | 46.8 | 46.8 | 45.6 | 45.4 | 40.8 | 46.4 | 36.3 | 47.4 | 41.4 | 47.4 | 41.5 | 19.7 |
| 2. Slightly dull | 22.4 | 22.9 | 22.1 | 23.5 | 12.7 | 27.2 | 20.4 | 21.6 | 22.6 | 21.7 | 25.9 | 17.5 | 26.5 | 18.6 | 34.8 | 23.5 |
| 1. Very dull | 7.7 | 10.3 | 5.6 | 7.2 | 7.0 | 9.5 | 6.3 | 8.2 | 7.5 | 5.4 | 18.1 | 5.5 | 7.7 | 12.7 | 8.3 | 18.9 |
| <i>Item 5710 Subject B01</i> | <i>N 1882</i> | <i>820</i> | <i>1017</i> | <i>1252</i> | <i>193</i> | <i>309</i> | <i>505</i> | <i>651</i> | <i>417</i> | <i>1498</i> | <i>340</i> | <i>908</i> | <i>456</i> | <i>183</i> | <i>258</i> | <i>30</i> |
| D004: How important do you think the things you are learning in school are going to be for your later life? | | | | | | | | | | | | | | | | |
| 5. Very important | 13.6 | 13.9 | 12.9 | 9.5 | 24.9 | 10.4 | 12.7 | 13.0 | 17.8 | 13.9 | 12.5 | 16.0 | 13.2 | 6.9 | 6.4 | 22.8 |
| 4. Quite important | 24.9 | 23.7 | 25.6 | 25.4 | 25.8 | 25.5 | 25.9 | 26.6 | 20.6 | 26.5 | 16.5 | 29.0 | 20.7 | 23.7 | 22.2 | 19.9 |
| 3. Fairly important | 31.9 | 31.7 | 32.4 | 34.6 | 32.7 | 26.5 | 36.0 | 32.1 | 30.8 | 32.4 | 32.2 | 32.2 | 33.4 | 26.8 | 31.0 | 29.1 |
| 2. Slightly important | 24.4 | 25.2 | 24.2 | 25.6 | 11.4 | 30.5 | 20.3 | 23.7 | 25.9 | 23.0 | 30.2 | 19.1 | 27.1 | 34.8 | 34.0 | 10.5 |
| 1. Not at all important | 5.2 | 5.4 | 4.9 | 4.9 | 5.3 | 7.1 | 5.1 | 4.6 | 5.0 | 4.2 | 8.5 | 3.8 | 5.6 | 7.9 | 6.4 | 17.6 |
| <i>Item 5720 Subject B01</i> | <i>N 1880</i> | <i>819</i> | <i>1015</i> | <i>1251</i> | <i>194</i> | <i>308</i> | <i>504</i> | <i>650</i> | <i>417</i> | <i>1494</i> | <i>342</i> | <i>910</i> | <i>455</i> | <i>182</i> | <i>257</i> | <i>30</i> |
| D005: How much competition for grades is there among students at your school? | | | | | | | | | | | | | | | | |
| 1. None | 9.4 | 9.5 | 9.1 | 8.2 | 12.5 | 10.2 | 8.4 | 8.5 | 11.6 | 7.8 | 15.8 | 8.1 | 10.8 | 7.3 | 10.1 | 17.3 |
| 2. A little | 21.5 | 25.3 | 18.4 | 23.1 | 19.4 | 22.9 | 20.8 | 19.2 | 24.9 | 20.5 | 26.0 | 19.9 | 23.6 | 23.2 | 22.0 | 29.4 |
| 3. Some | 34.4 | 36.1 | 33.1 | 34.5 | 40.6 | 33.0 | 38.4 | 29.7 | 37.9 | 33.6 | 39.7 | 32.5 | 38.8 | 32.7 | 36.0 | 23.7 |
| 4. Quite a bit | 23.5 | 18.8 | 27.0 | 24.7 | 14.2 | 22.6 | 23.3 | 26.9 | 18.9 | 25.1 | 14.8 | 25.6 | 19.3 | 27.3 | 23.4 | 11.5 |
| 5. A great deal | 11.2 | 10.3 | 12.3 | 9.6 | 13.2 | 11.2 | 9.0 | 15.7 | 6.8 | 13.0 | 3.7 | 14.0 | 7.5 | 9.5 | 8.6 | 18.0 |
| <i>Item 5730 Subject B04</i> | <i>N 1872</i> | <i>821</i> | <i>1006</i> | <i>1253</i> | <i>191</i> | <i>307</i> | <i>505</i> | <i>649</i> | <i>412</i> | <i>1490</i> | <i>339</i> | <i>902</i> | <i>453</i> | <i>182</i> | <i>258</i> | <i>30</i> |
| D006: How do you think most of the students in your classes would feel if you cheated on a test? | | | | | | | | | | | | | | | | |
| 1. They would like it very much | 4.0 | 5.7 | 2.5 | 3.5 | 5.2 | 3.9 | 3.3 | 2.4 | 7.4 | 3.2 | 6.6 | 2.4 | 5.0 | 3.3 | 4.8 | 17.8 |
| 2. They would like it | 2.4 | 2.7 | 2.1 | 1.9 | 6.1 | 2.4 | 2.1 | 2.5 | 2.7 | 1.9 | 4.4 | 3.0 | 2.8 | 2.1 | 0.6 | - |
| 3. They would not care | 78.6 | 77.5 | 79.3 | 79.6 | 75.6 | 78.5 | 77.7 | 79.7 | 78.0 | 80.2 | 72.2 | 75.8 | 81.4 | 84.8 | 81.8 | 69.3 |
| 4. They would dislike it | 11.0 | 10.6 | 11.7 | 10.8 | 10.7 | 11.1 | 11.4 | 11.3 | 10.2 | 11.1 | 11.0 | 14.1 | 8.4 | 8.7 | 7.2 | 7.2 |
| 5. They would dislike it very much | 3.9 | 3.4 | 4.4 | 4.3 | 2.4 | 4.1 | 5.6 | 4.0 | 1.8 | 3.6 | 5.7 | 4.7 | 2.4 | 1.2 | 5.6 | 5.6 |
| <i>Item 5740 Subject B04</i> | <i>N 1875</i> | <i>819</i> | <i>1011</i> | <i>1249</i> | <i>193</i> | <i>304</i> | <i>504</i> | <i>650</i> | <i>417</i> | <i>1495</i> | <i>338</i> | <i>903</i> | <i>454</i> | <i>182</i> | <i>258</i> | <i>30</i> |
| D007: How do you think most of the students in your classes would feel if you intentionally did things to make your teachers angry? | | | | | | | | | | | | | | | | |
| 1. They would like it very much | 4.6 | 6.6 | 2.9 | 4.5 | 7.1 | 3.3 | 5.2 | 4.1 | 5.6 | 4.1 | 6.0 | 4.1 | 4.8 | 3.6 | 5.2 | 8.1 |
| 2. They would like it | 12.1 | 15.5 | 9.5 | 11.4 | 14.7 | 14.2 | 9.5 | 12.3 | 13.4 | 11.9 | 12.9 | 11.2 | 12.4 | 12.9 | 12.7 | 22.5 |
| 3. They would not care | 48.6 | 48.4 | 48.3 | 46.2 | 51.9 | 53.3 | 45.6 | 47.6 | 50.4 | 47.6 | 53.4 | 46.7 | 49.7 | 52.2 | 48.9 | 50.9 |
| 4. They would dislike it | 28.4 | 25.5 | 31.1 | 30.5 | 21.2 | 24.1 | 31.3 | 28.8 | 27.5 | 30.0 | 21.8 | 30.3 | 27.8 | 27.3 | 27.6 | 13.9 |
| 5. They would dislike it very much | 6.3 | 4.0 | 8.1 | 7.4 | 5.0 | 5.2 | 8.4 | 7.2 | 3.0 | 6.4 | 5.9 | 7.7 | 5.3 | 4.0 | 5.6 | 5.2 |
| <i>Item 5750 Subject B04</i> | <i>N 1857</i> | <i>810</i> | <i>1004</i> | <i>1237</i> | <i>190</i> | <i>301</i> | <i>499</i> | <i>642</i> | <i>414</i> | <i>1481</i> | <i>336</i> | <i>899</i> | <i>452</i> | <i>181</i> | <i>252</i> | <i>30</i> |
| D008: How often do you find that your friends encourage you to do things which your teachers wouldn't like? | | | | | | | | | | | | | | | | |
| 1. Never | 41.3 | 27.8 | 51.0 | 38.8 | 48.2 | 40.9 | 35.7 | 45.2 | 42.2 | 41.3 | 40.9 | 44.5 | 43.0 | 37.6 | 32.1 | 30.8 |
| 2. Seldom | 31.5 | 34.3 | 29.8 | 33.4 | 22.1 | 30.7 | 36.8 | 29.0 | 29.6 | 32.4 | 28.9 | 30.5 | 29.3 | 33.4 | 38.5 | 23.0 |
| 3. Sometimes | 18.9 | 24.4 | 15.2 | 20.1 | 18.7 | 18.1 | 22.0 | 17.4 | 18.3 | 19.2 | 17.1 | 18.7 | 16.5 | 21.1 | 21.8 | 21.8 |
| 4. Often | 6.3 | 10.5 | 3.0 | 5.8 | 9.3 | 7.5 | 4.4 | 7.0 | 6.6 | 5.6 | 9.1 | 5.1 | 7.9 | 6.5 | 6.2 | 21.1 |
| 5. Almost always | 2.0 | 3.0 | 1.0 | 1.9 | 1.8 | 2.9 | 1.1 | 1.3 | 3.3 | 1.5 | 4.1 | 1.2 | 3.3 | 1.4 | 1.4 | 3.3 |
| <i>Item 5760 Subject B04</i> | <i>N 1851</i> | <i>803</i> | <i>1006</i> | <i>1230</i> | <i>191</i> | <i>302</i> | <i>496</i> | <i>642</i> | <i>412</i> | <i>1476</i> | <i>333</i> | <i>899</i> | <i>449</i> | <i>180</i> | <i>251</i> | <i>30</i> |
| D009: Have you ever been in a work-study program—that is, a program where you work on a job as part of your schooling? | | | | | | | | | | | | | | | | |
| 1. No, not ever | 80.3 | 82.3 | 79.3 | 81.6 | 75.3 | 87.9 | 80.5 | 79.8 | 75.3 | 83.2 | 67.6 | 83.4 | 79.6 | 79.7 | 76.7 | 61.3 |
| 2. Yes, for a half year or less | 8.1 | 7.1 | 8.4 | 7.9 | 10.5 | 5.1 | 8.4 | 5.5 | 13.9 | 7.3 | 11.8 | 7.0 | 8.0 | 9.1 | 10.9 | 7.5 |
| 3. Yes, for about a year | 8.5 | 6.8 | 9.9 | 8.0 | 10.8 | 5.0 | 8.4 | 10.2 | 8.3 | 7.5 | 12.0 | 6.6 | 10.4 | 8.1 | 8.2 | 13.1 |
| 4. Yes, for about two years | 2.5 | 2.9 | 2.2 | 2.0 | 1.5 | 1.7 | 2.5 | 3.1 | 2.2 | 1.5 | 7.4 | 2.2 | 1.4 | 3.0 | 3.3 | 18.0 |
| 5. Yes, for more than two years | 0.6 | 0.9 | 0.2 | 0.6 | 1.9 | 0.4 | 0.2 | 1.3 | 0.3 | 0.5 | 1.1 | 0.8 | 0.6 | - | 0.8 | - |
| <i>Item 5770 Subject B02, C01</i> | <i>N 1844</i> | <i>802</i> | <i>1002</i> | <i>1228</i> | <i>188</i> | <i>302</i> | <i>494</i> | <i>638</i> | <i>410</i> | <i>1470</i> | <i>332</i> | <i>894</i> | <i>448</i> | <i>181</i> | <i>249</i> | <i>30</i> |

MONITORING THE FUTURE

| QUESTIONNAIRE FORM 1 2002 | TOTAL | SEX | | RACE | | REGION | | | | COLLEGE PLANS? | | ILLICIT DRUG USE: LIFETIME | | | | |
|---|---------------|------------|------------|-------------|------------|------------|------------|------------|------------|-------------------|------------|----------------------------|------------------------|--------------|---------------|--------------------|
| | | M | F | White | Black | NE | NC | S | W | Yes | No | None | Mari- juana Only | Few Pills | More Pills | Any Her- oin |
| <i>N (Weighted No. of Cases):</i> | 2251 | 941 | 1110 | 1362 | 233 | 439 | 561 | 749 | 502 | 1595 | 367 | 1021 | 548 | 214 | 325 | 37 |
| <i>% of Weighted Total:</i> | 100.0 | 41.8 | 49.3 | 60.5 | 10.3 | 19.5 | 24.9 | 33.3 | 22.3 | 70.8 | 16.3 | 45.4 | 24.3 | 9.5 | 14.4 | 1.6 |
| D010: How many times this school year have you seen a counselor individually? | | | | | | | | | | | | | | | | |
| 1. No times | 29.3 | 29.6 | 27.8 | 33.0 | 24.6 | 40.9 | 27.9 | 30.4 | 20.8 | 26.4 | 38.9 | 28.9 | 30.4 | 32.5 | 25.9 | 15.5 |
| 2. 1 time | 12.2 | 11.9 | 12.4 | 14.0 | 5.8 | 12.6 | 14.8 | 10.9 | 10.6 | 11.6 | 15.8 | 11.1 | 14.0 | 14.0 | 10.2 | 27.4 |
| 3. 2 times | 15.8 | 15.0 | 16.4 | 15.8 | 10.9 | 13.9 | 15.5 | 16.0 | 17.4 | 16.2 | 14.1 | 15.0 | 16.2 | 15.2 | 18.1 | 27.8 |
| 4. 3 or 4 times | 23.5 | 22.8 | 24.5 | 22.3 | 20.3 | 15.4 | 23.7 | 24.6 | 27.6 | 24.7 | 19.4 | 24.4 | 19.4 | 26.3 | 27.2 | 16.9 |
| 5. 5-7 times | 9.6 | 10.5 | 9.3 | 8.1 | 16.1 | 7.9 | 8.9 | 11.0 | 9.6 | 10.9 | 5.1 | 10.7 | 10.0 | 6.2 | 7.9 | 9.6 |
| 6. 8-10 times | 4.2 | 4.5 | 4.1 | 3.5 | 8.7 | 3.8 | 3.8 | 3.3 | 6.5 | 4.5 | 3.4 | 5.0 | 3.0 | 2.9 | 5.2 | - |
| 7. 11 or more times | 5.4 | 5.5 | 5.5 | 3.4 | 13.7 | 5.4 | 5.5 | 3.8 | 7.6 | 5.7 | 3.4 | 4.9 | 7.0 | 3.0 | 5.4 | 2.8 |
| <i>Item 5780 Subject B05</i> | <i>N 1843</i> | <i>803</i> | <i>999</i> | <i>1229</i> | <i>185</i> | <i>299</i> | <i>494</i> | <i>640</i> | <i>410</i> | <i>1468</i> | <i>333</i> | <i>896</i> | <i>443</i> | <i>180</i> | <i>251</i> | <i>29</i> |
| D011: How many times this school year have you seen a counselor as a part of a group of other students? | | | | | | | | | | | | | | | | |
| 1. No times | 62.1 | 62.9 | 61.1 | 66.7 | 52.6 | 69.8 | 65.4 | 60.3 | 55.3 | 60.1 | 69.8 | 63.1 | 60.5 | 61.8 | 62.6 | 67.7 |
| 2. 1 time | 11.0 | 9.3 | 12.1 | 9.9 | 14.0 | 6.5 | 11.1 | 11.5 | 13.6 | 11.2 | 10.5 | 9.5 | 12.9 | 12.8 | 12.1 | 13.2 |
| 3. 2 times | 10.9 | 10.4 | 11.6 | 10.2 | 13.2 | 10.0 | 10.6 | 10.7 | 12.2 | 11.5 | 9.8 | 10.6 | 12.9 | 11.0 | 8.8 | 17.0 |
| 4. 3 or 4 times | 10.0 | 11.8 | 8.9 | 8.8 | 10.9 | 9.6 | 7.0 | 11.4 | 11.5 | 11.3 | 4.1 | 11.0 | 7.7 | 10.4 | 10.4 | 2.1 |
| 5. 5-7 times | 3.2 | 2.8 | 3.4 | 2.6 | 4.7 | 2.0 | 3.1 | 3.4 | 3.7 | 3.1 | 2.9 | 3.5 | 3.2 | 3.4 | 2.4 | - |
| 6. 8-10 times | 1.7 | 1.5 | 1.8 | 1.2 | 1.7 | 1.5 | 1.8 | 1.6 | 1.8 | 1.5 | 2.3 | 1.2 | 1.7 | 0.6 | 3.2 | - |
| 7. 11 or more times | 1.1 | 1.3 | 1.0 | 0.6 | 2.9 | 0.6 | 0.9 | 1.0 | 1.9 | 1.3 | 0.7 | 1.1 | 1.2 | - | 0.5 | - |
| <i>Item 5790 Subject B05</i> | <i>N 1842</i> | <i>801</i> | <i>999</i> | <i>1228</i> | <i>186</i> | <i>297</i> | <i>494</i> | <i>641</i> | <i>410</i> | <i>1469</i> | <i>330</i> | <i>895</i> | <i>444</i> | <i>179</i> | <i>251</i> | <i>29</i> |
| D012: Would you have preferred to see a counselor more or less often than you have during the past year? | | | | | | | | | | | | | | | | |
| 5. Much more often | 9.1 | 10.4 | 7.1 | 7.7 | 17.4 | 5.1 | 7.0 | 11.3 | 11.2 | 9.0 | 8.5 | 8.1 | 8.1 | 7.8 | 11.5 | 24.6 |
| 4. A little more often | 19.2 | 18.7 | 20.4 | 15.1 | 38.4 | 12.3 | 14.9 | 24.3 | 21.5 | 20.3 | 14.6 | 20.1 | 19.3 | 17.9 | 16.7 | 20.6 |
| 3. About as often | 48.9 | 46.2 | 51.8 | 53.8 | 27.0 | 48.1 | 49.0 | 46.6 | 53.1 | 51.4 | 38.3 | 50.0 | 47.6 | 55.9 | 48.4 | 26.7 |
| 2. A little less often | 7.6 | 9.4 | 6.0 | 7.1 | 6.5 | 8.8 | 10.3 | 4.8 | 8.0 | 6.9 | 11.5 | 9.1 | 5.4 | 5.0 | 7.8 | 7.3 |
| 1. Much less often | 15.1 | 15.3 | 14.6 | 16.3 | 10.8 | 25.8 | 18.8 | 12.9 | 6.3 | 12.6 | 27.2 | 12.7 | 19.5 | 13.5 | 15.5 | 20.7 |
| <i>Item 5800 Subject B05</i> | <i>N 1804</i> | <i>794</i> | <i>970</i> | <i>1206</i> | <i>181</i> | <i>285</i> | <i>489</i> | <i>631</i> | <i>399</i> | <i>1449</i> | <i>320</i> | <i>870</i> | <i>438</i> | <i>177</i> | <i>247</i> | <i>29</i> |
| D013: How helpful have your sessions with a counselor been to you? | | | | | | | | | | | | | | | | |
| 5. Extremely helpful | 10.8 | 10.1 | 11.6 | 8.6 | 13.6 | 8.9 | 10.9 | 8.3 | 16.1 | 11.5 | 8.3 | 11.5 | 10.2 | 9.5 | 9.8 | 13.4 |
| 4. Quite helpful | 20.4 | 21.1 | 19.9 | 18.3 | 23.6 | 19.3 | 16.4 | 21.9 | 23.6 | 19.9 | 23.4 | 20.5 | 19.7 | 19.6 | 20.3 | 34.4 |
| 3. Somewhat helpful | 18.4 | 17.5 | 19.2 | 18.6 | 19.8 | 13.6 | 19.3 | 18.0 | 21.5 | 19.7 | 13.6 | 21.9 | 14.5 | 18.1 | 15.1 | 18.7 |
| 2. A little helpful | 18.2 | 17.8 | 18.8 | 18.8 | 20.6 | 13.6 | 20.2 | 20.0 | 16.1 | 18.4 | 16.9 | 16.7 | 20.8 | 19.2 | 18.8 | 17.8 |
| 1. Not at all helpful | 10.6 | 11.3 | 9.9 | 9.0 | 9.6 | 11.1 | 12.5 | 10.1 | 8.8 | 10.2 | 12.3 | 8.5 | 12.4 | 6.6 | 15.1 | 15.7 |
| 8. Did not see a counselor this year | 21.6 | 22.2 | 20.6 | 26.7 | 12.8 | 33.5 | 20.8 | 21.6 | 13.9 | 20.1 | 25.5 | 20.9 | 22.4 | 26.9 | 20.9 | - |
| <i>Item 5810 Subject B05</i> | <i>N 1826</i> | <i>793</i> | <i>993</i> | <i>1220</i> | <i>180</i> | <i>292</i> | <i>491</i> | <i>636</i> | <i>407</i> | <i>1457</i> | <i>327</i> | <i>885</i> | <i>439</i> | <i>179</i> | <i>251</i> | <i>29</i> |
| D014: Would you have preferred more or less of each of the following types of counseling in the last year? | | | | | | | | | | | | | | | | |
| D014A: Choosing what courses to take | | | | | | | | | | | | | | | | |
| 5. Much more | 21.9 | 21.9 | 21.4 | 17.6 | 38.7 | 23.3 | 19.0 | 23.8 | 21.5 | 20.8 | 25.8 | 19.6 | 23.5 | 24.6 | 23.8 | 26.6 |
| 4. A little more | 24.6 | 24.1 | 24.8 | 25.3 | 20.1 | 19.7 | 28.8 | 21.8 | 27.0 | 26.2 | 18.9 | 25.1 | 27.2 | 24.4 | 18.4 | 29.4 |
| 3. About right | 43.5 | 43.1 | 44.2 | 47.1 | 32.0 | 43.2 | 40.9 | 43.9 | 46.1 | 45.1 | 37.6 | 47.0 | 39.7 | 37.8 | 44.0 | 23.5 |
| 2. A little less | 2.9 | 2.6 | 3.0 | 2.8 | 5.5 | 2.6 | 3.7 | 3.5 | 1.1 | 2.8 | 3.6 | 2.2 | 2.6 | 4.9 | 4.0 | 9.6 |
| 1. Much less | 7.2 | 8.2 | 6.6 | 7.3 | 3.6 | 11.2 | 7.6 | 7.0 | 4.3 | 5.2 | 14.1 | 6.1 | 7.0 | 8.3 | 9.7 | 10.9 |
| <i>Item 5811 Subject B05</i> | <i>N 1786</i> | <i>777</i> | <i>973</i> | <i>1194</i> | <i>174</i> | <i>278</i> | <i>482</i> | <i>621</i> | <i>405</i> | <i>1436</i> | <i>315</i> | <i>871</i> | <i>432</i> | <i>176</i> | <i>239</i> | <i>26</i> |
| D014B: Discussing problems with course work | | | | | | | | | | | | | | | | |
| 5. Much more | 14.2 | 13.3 | 14.6 | 10.4 | 35.2 | 11.2 | 12.1 | 18.6 | 12.2 | 13.7 | 15.2 | 11.1 | 18.1 | 16.2 | 15.2 | 25.4 |
| 4. A little more | 18.8 | 17.9 | 19.4 | 17.5 | 20.6 | 16.5 | 18.5 | 18.5 | 21.2 | 18.9 | 18.5 | 18.3 | 22.9 | 16.4 | 12.7 | 39.3 |
| 3. About right | 50.1 | 50.6 | 50.2 | 55.3 | 32.7 | 47.7 | 50.5 | 49.1 | 52.8 | 52.7 | 41.4 | 54.5 | 43.0 | 45.8 | 51.7 | 29.9 |
| 2. A little less | 4.6 | 4.9 | 4.6 | 4.4 | 4.8 | 5.4 | 5.7 | 4.2 | 3.4 | 4.7 | 4.7 | 4.1 | 5.2 | 6.6 | 5.1 | - |
| 1. Much less | 12.2 | 13.4 | 11.3 | 12.3 | 6.7 | 19.2 | 13.2 | 9.5 | 10.4 | 10.1 | 20.2 | 12.0 | 10.8 | 14.9 | 15.2 | 5.4 |
| <i>Item 5812 Subject B05</i> | <i>N 1769</i> | <i>770</i> | <i>963</i> | <i>1182</i> | <i>175</i> | <i>277</i> | <i>477</i> | <i>616</i> | <i>399</i> | <i>1421</i> | <i>313</i> | <i>857</i> | <i>430</i> | <i>175</i> | <i>239</i> | <i>26</i> |

DESCRIPTIVE RESULTS: 2002

95

| QUESTIONNAIRE FORM 1 2002 | TOTAL | SEX | | RACE | | REGION | | | | COLLEGE PLANS? | | ILLICIT DRUG USE: LIFETIME | | | | |
|--|---------------|------------|------------|-------------|------------|------------|------------|------------|------------|-------------------|------------|----------------------------|------------------------|--------------|---------------|--------------------|
| | | M | F | White | Black | NE | NC | S | W | Yes | No | None | Mari- juana Only | Few Pills | More Pills | Any Her- oin |
| <i>N (Weighted No. of Cases):</i> | 2251 | 941 | 1110 | 1362 | 233 | 439 | 561 | 749 | 502 | 1595 | 367 | 1021 | 548 | 214 | 325 | 37 |
| <i>% of Weighted Total:</i> | 100.0 | 41.8 | 49.3 | 60.5 | 10.3 | 19.5 | 24.9 | 33.3 | 22.3 | 70.8 | 16.3 | 45.4 | 24.3 | 9.5 | 14.4 | 1.6 |
| D014C: Discussing any trouble you've gotten into | | | | | | | | | | | | | | | | |
| 5. Much more | 9.6 | 9.9 | 8.8 | 6.5 | 22.2 | 8.5 | 7.8 | 11.2 | 10.0 | 8.8 | 11.2 | 7.0 | 13.7 | 8.1 | 8.8 | 32.5 |
| 4. A little more | 8.4 | 9.4 | 7.4 | 6.6 | 9.3 | 6.6 | 8.6 | 6.9 | 11.6 | 8.4 | 8.0 | 6.6 | 11.1 | 6.2 | 10.7 | 16.3 |
| 3. About right | 57.8 | 57.7 | 58.5 | 62.6 | 50.3 | 51.9 | 57.6 | 59.9 | 59.0 | 61.2 | 45.5 | 62.4 | 53.7 | 55.8 | 54.7 | 29.1 |
| 2. A little less | 5.6 | 5.2 | 6.0 | 5.3 | 4.2 | 7.7 | 5.2 | 5.3 | 5.2 | 5.1 | 7.8 | 4.2 | 6.1 | 8.6 | 6.7 | 1.9 |
| 1. Much less | 18.6 | 17.8 | 19.4 | 18.9 | 14.0 | 25.2 | 20.8 | 16.8 | 14.2 | 16.6 | 27.5 | 19.8 | 15.5 | 21.2 | 19.2 | 20.3 |
| <i>Item 5813 Subject B05</i> | <i>N 1736</i> | <i>761</i> | <i>939</i> | <i>1161</i> | <i>166</i> | <i>272</i> | <i>467</i> | <i>604</i> | <i>393</i> | <i>1392</i> | <i>309</i> | <i>836</i> | <i>423</i> | <i>174</i> | <i>237</i> | <i>26</i> |
| D014D: Discussing military plans | | | | | | | | | | | | | | | | |
| 5. Much more | 6.3 | 8.5 | 4.0 | 5.8 | 10.6 | 6.1 | 7.0 | 6.9 | 4.6 | 5.1 | 10.5 | 6.1 | 7.0 | 3.6 | 5.2 | 13.8 |
| 4. A little more | 4.9 | 6.3 | 3.6 | 4.5 | 7.0 | 1.6 | 5.3 | 5.2 | 6.1 | 5.2 | 4.0 | 4.1 | 7.8 | 4.0 | 2.9 | 13.4 |
| 3. About right | 48.4 | 47.9 | 49.5 | 52.1 | 38.9 | 41.8 | 48.4 | 52.1 | 47.2 | 52.0 | 34.6 | 53.8 | 42.6 | 40.9 | 46.7 | 14.8 |
| 2. A little less | 5.2 | 5.5 | 5.0 | 4.2 | 4.7 | 4.9 | 5.9 | 4.5 | 5.5 | 4.2 | 9.8 | 4.8 | 3.7 | 10.4 | 4.7 | 12.2 |
| 1. Much less | 35.3 | 31.8 | 37.8 | 33.4 | 38.8 | 45.7 | 33.4 | 31.2 | 36.6 | 33.5 | 41.1 | 31.2 | 39.0 | 41.1 | 40.5 | 45.8 |
| <i>Item 5814 Subject B05</i> | <i>N 1706</i> | <i>756</i> | <i>916</i> | <i>1144</i> | <i>166</i> | <i>264</i> | <i>465</i> | <i>586</i> | <i>391</i> | <i>1371</i> | <i>300</i> | <i>821</i> | <i>421</i> | <i>168</i> | <i>232</i> | <i>24</i> |
| D014E: Discussing education or training plans | | | | | | | | | | | | | | | | |
| 5. Much more | 17.6 | 14.8 | 19.5 | 14.6 | 28.2 | 16.9 | 14.6 | 21.3 | 15.8 | 17.9 | 15.1 | 15.6 | 19.0 | 17.0 | 21.0 | 25.4 |
| 4. A little more | 28.9 | 27.4 | 30.4 | 29.0 | 32.3 | 23.0 | 30.4 | 26.2 | 35.6 | 29.9 | 25.0 | 29.6 | 30.1 | 24.4 | 27.3 | 38.6 |
| 3. About right | 39.1 | 40.7 | 37.6 | 40.7 | 32.3 | 40.1 | 36.6 | 41.9 | 37.1 | 41.0 | 33.1 | 42.4 | 36.3 | 39.6 | 35.4 | 15.5 |
| 2. A little less | 4.1 | 3.5 | 4.5 | 4.8 | 1.2 | 6.4 | 5.9 | 2.0 | 3.6 | 3.2 | 7.5 | 3.2 | 4.9 | 6.8 | 2.8 | 9.6 |
| 1. Much less | 10.3 | 13.5 | 7.9 | 10.9 | 5.9 | 13.6 | 12.5 | 8.6 | 7.8 | 8.0 | 19.2 | 9.2 | 9.7 | 12.1 | 13.5 | 10.9 |
| <i>Item 5815 Subject B05</i> | <i>N 1760</i> | <i>762</i> | <i>961</i> | <i>1179</i> | <i>174</i> | <i>274</i> | <i>474</i> | <i>614</i> | <i>397</i> | <i>1412</i> | <i>313</i> | <i>861</i> | <i>428</i> | <i>170</i> | <i>238</i> | <i>26</i> |
| D014F: Discussing career plans or job choice | | | | | | | | | | | | | | | | |
| 5. Much more | 22.9 | 19.3 | 25.7 | 19.2 | 40.7 | 23.0 | 18.9 | 28.0 | 19.9 | 23.5 | 19.2 | 21.0 | 24.8 | 20.5 | 26.3 | 29.5 |
| 4. A little more | 27.9 | 26.6 | 28.9 | 28.5 | 25.7 | 22.0 | 30.1 | 25.2 | 33.2 | 29.1 | 23.7 | 28.5 | 29.8 | 27.0 | 21.6 | 37.3 |
| 3. About right | 37.9 | 40.1 | 36.2 | 40.3 | 29.3 | 39.6 | 35.5 | 38.7 | 38.1 | 38.7 | 36.7 | 41.0 | 35.1 | 35.1 | 37.3 | 12.7 |
| 2. A little less | 3.0 | 2.8 | 3.0 | 3.1 | 0.7 | 4.0 | 5.7 | 1.4 | 1.7 | 2.6 | 3.8 | 2.7 | 2.1 | 5.7 | 2.9 | 9.6 |
| 1. Much less | 8.3 | 11.2 | 6.2 | 8.9 | 3.7 | 11.3 | 9.9 | 6.7 | 7.0 | 6.2 | 16.6 | 6.8 | 8.2 | 11.7 | 11.9 | 10.9 |
| <i>Item 5816 Subject B05</i> | <i>N 1749</i> | <i>760</i> | <i>953</i> | <i>1169</i> | <i>174</i> | <i>272</i> | <i>471</i> | <i>611</i> | <i>395</i> | <i>1405</i> | <i>309</i> | <i>849</i> | <i>427</i> | <i>171</i> | <i>238</i> | <i>26</i> |
| D014G: Discussing personal problems | | | | | | | | | | | | | | | | |
| 5. Much more | 10.9 | 10.1 | 11.2 | 8.9 | 15.2 | 7.8 | 11.5 | 11.8 | 11.0 | 9.9 | 14.3 | 8.3 | 12.1 | 9.7 | 13.7 | 44.3 |
| 4. A little more | 11.0 | 10.3 | 11.3 | 10.3 | 8.7 | 10.1 | 10.0 | 9.9 | 14.6 | 10.9 | 11.9 | 8.5 | 16.0 | 16.0 | 8.4 | 8.8 |
| 3. About right | 50.8 | 52.2 | 50.0 | 55.6 | 43.3 | 45.5 | 52.9 | 52.6 | 48.8 | 53.8 | 39.0 | 58.3 | 42.2 | 44.7 | 45.6 | 27.4 |
| 2. A little less | 4.4 | 4.9 | 4.0 | 4.3 | 4.3 | 6.6 | 4.2 | 2.8 | 5.5 | 4.6 | 3.8 | 3.3 | 5.6 | 8.4 | 3.4 | 6.7 |
| 1. Much less | 22.9 | 22.5 | 23.5 | 20.8 | 28.4 | 29.9 | 21.4 | 22.9 | 20.1 | 20.8 | 30.9 | 21.6 | 24.1 | 21.0 | 28.9 | 12.7 |
| <i>Item 5817 Subject B05</i> | <i>N 1727</i> | <i>755</i> | <i>936</i> | <i>1158</i> | <i>170</i> | <i>267</i> | <i>468</i> | <i>605</i> | <i>387</i> | <i>1386</i> | <i>307</i> | <i>836</i> | <i>425</i> | <i>170</i> | <i>234</i> | <i>26</i> |
| D015: These next questions concern your health. During the LAST 30 DAYS, on how many days (if any) did you have the following problems or symptoms? | | | | | | | | | | | | | | | | |
| D015A: Headache | | | | | | | | | | | | | | | | |
| 1. None | 17.2 | 26.4 | 9.2 | 13.9 | 27.6 | 16.0 | 16.5 | 17.4 | 18.7 | 16.2 | 22.2 | 20.3 | 15.0 | 13.3 | 10.0 | 8.5 |
| 2. One day | 18.2 | 20.5 | 16.3 | 17.4 | 22.9 | 17.5 | 19.0 | 17.0 | 19.4 | 18.0 | 18.8 | 19.4 | 23.0 | 11.5 | 11.0 | 9.7 |
| 3. Two days | 19.5 | 19.3 | 20.0 | 19.1 | 20.1 | 18.5 | 18.9 | 19.1 | 21.5 | 20.5 | 16.2 | 21.8 | 18.0 | 15.2 | 17.5 | 11.6 |
| 4. 3 to 5 days | 21.9 | 17.6 | 25.5 | 23.9 | 20.6 | 23.2 | 22.4 | 24.8 | 16.0 | 22.6 | 19.3 | 21.0 | 21.1 | 30.9 | 24.9 | 5.5 |
| 5. 6 to 9 days | 11.7 | 9.0 | 14.0 | 13.1 | 3.8 | 9.9 | 12.6 | 9.7 | 14.9 | 11.9 | 10.4 | 10.1 | 12.6 | 12.3 | 15.5 | 14.6 |
| 6. 10 to 19 days | 6.8 | 3.9 | 9.3 | 7.6 | 2.4 | 8.4 | 7.1 | 6.2 | 6.0 | 6.7 | 5.0 | 4.7 | 4.6 | 11.2 | 12.2 | 34.6 |
| 7. 20+ days | 4.8 | 3.2 | 5.6 | 5.0 | 2.7 | 6.7 | 3.5 | 5.8 | 3.5 | 3.9 | 8.2 | 2.9 | 5.6 | 5.7 | 8.9 | 15.5 |
| <i>Item 21310 Subject T01</i> | <i>N 1791</i> | <i>772</i> | <i>980</i> | <i>1198</i> | <i>176</i> | <i>277</i> | <i>483</i> | <i>628</i> | <i>404</i> | <i>1434</i> | <i>320</i> | <i>870</i> | <i>435</i> | <i>173</i> | <i>243</i> | <i>28</i> |
| D015B: Sore throat or hoarse voice | | | | | | | | | | | | | | | | |
| 1. None | 40.4 | 44.5 | 36.8 | 38.2 | 52.4 | 34.0 | 39.9 | 41.4 | 43.6 | 39.6 | 45.4 | 46.6 | 35.6 | 35.2 | 30.7 | 13.5 |
| 2. One day | 16.7 | 17.9 | 15.9 | 17.6 | 18.3 | 18.4 | 15.8 | 18.4 | 14.1 | 16.7 | 17.0 | 14.1 | 21.8 | 19.8 | 16.0 | 9.7 |
| 3. Two days | 15.1 | 15.7 | 14.5 | 15.8 | 9.3 | 14.1 | 17.8 | 12.6 | 16.6 | 15.1 | 14.2 | 13.9 | 13.7 | 18.0 | 18.7 | 13.5 |
| 4. 3 to 5 days | 16.2 | 12.3 | 19.4 | 17.2 | 14.0 | 16.3 | 15.5 | 18.1 | 14.2 | 16.4 | 14.0 | 15.6 | 17.8 | 12.8 | 19.1 | 28.9 |
| 5. 6 to 9 days | 7.8 | 6.0 | 9.5 | 7.7 | 2.8 | 11.6 | 7.5 | 6.1 | 8.2 | 8.0 | 7.4 | 6.9 | 6.6 | 10.7 | 10.3 | 21.5 |
| 6. 10 to 19 days | 2.9 | 2.6 | 3.1 | 2.4 | 3.2 | 4.3 | 2.7 | 2.5 | 2.6 | 3.3 | 1.2 | 2.5 | 3.1 | 3.5 | 3.9 | 2.8 |
| 7. 20+ days | 0.9 | 0.9 | 0.8 | 1.0 | - | 1.4 | 0.9 | 0.8 | 0.7 | 0.9 | 0.9 | 0.4 | 1.5 | - | 1.4 | 10.1 |
| <i>Item 21320 Subject T01</i> | <i>N 1789</i> | <i>773</i> | <i>979</i> | <i>1200</i> | <i>175</i> | <i>275</i> | <i>483</i> | <i>627</i> | <i>404</i> | <i>1432</i> | <i>318</i> | <i>869</i> | <i>436</i> | <i>171</i> | <i>244</i> | <i>28</i> |

MONITORING THE FUTURE

| QUESTIONNAIRE FORM 1 2002 | TOTAL | SEX | | RACE | | REGION | | | | COLLEGE PLANS? | | ILLCIT DRUG USE: LIFETIME | | | | |
|---|---------------|------------|------------|-------------|------------|------------|------------|------------|------------|-------------------|------------|---------------------------|------------------------|--------------|---------------|--------------------|
| | | M | F | White | Black | NE | NC | S | W | Yes | No | None | Mari- juana Only | Few Pills | More Pills | Any Her- oin |
| <i>N (Weighted No. of Cases):</i> | 2251 | 941 | 1110 | 1362 | 233 | 439 | 561 | 749 | 502 | 1595 | 367 | 1021 | 548 | 214 | 325 | 37 |
| <i>% of Weighted Total:</i> | 100.0 | 41.8 | 49.3 | 60.5 | 10.3 | 19.5 | 24.9 | 33.3 | 22.3 | 70.8 | 16.3 | 45.4 | 24.3 | 9.5 | 14.4 | 1.6 |
| D015C: Trouble with sinus congestion, runny nose, or sneezing | | | | | | | | | | | | | | | | |
| 1. None | 26.3 | 30.6 | 22.1 | 22.7 | 38.4 | 24.3 | 27.8 | 21.9 | 32.9 | 24.5 | 35.7 | 28.7 | 27.3 | 22.3 | 16.5 | 23.7 |
| 2. One day | 12.3 | 11.7 | 12.9 | 11.2 | 14.1 | 15.6 | 10.7 | 11.1 | 13.7 | 12.3 | 11.6 | 12.2 | 14.0 | 13.4 | 8.7 | - |
| 3. Two days | 13.9 | 16.1 | 12.0 | 13.9 | 14.7 | 13.3 | 14.8 | 14.3 | 12.5 | 14.1 | 13.0 | 13.2 | 16.0 | 14.4 | 13.1 | 4.9 |
| 4. 3 to 5 days | 19.6 | 17.7 | 21.5 | 21.3 | 18.4 | 16.2 | 19.1 | 23.7 | 16.3 | 19.5 | 19.0 | 21.8 | 15.9 | 16.1 | 22.0 | 37.6 |
| 5. 6 to 9 days | 13.0 | 11.7 | 14.5 | 14.4 | 6.8 | 12.9 | 13.2 | 14.6 | 10.5 | 14.4 | 7.8 | 12.9 | 8.5 | 15.1 | 20.0 | 25.4 |
| 6. 10 to 19 days | 8.5 | 7.7 | 9.0 | 9.1 | 2.5 | 9.4 | 8.2 | 8.0 | 8.9 | 8.8 | 6.5 | 6.4 | 9.9 | 11.4 | 12.1 | 3.1 |
| 7. 20+ days | 6.4 | 4.5 | 8.1 | 7.4 | 5.2 | 8.4 | 6.2 | 6.5 | 5.2 | 6.3 | 6.4 | 4.8 | 8.5 | 7.4 | 7.7 | 5.4 |
| <i>Item 21330 Subject T01</i> | <i>N 1789</i> | <i>771</i> | <i>979</i> | <i>1199</i> | <i>176</i> | <i>276</i> | <i>483</i> | <i>627</i> | <i>403</i> | <i>1430</i> | <i>319</i> | <i>869</i> | <i>435</i> | <i>171</i> | <i>243</i> | <i>28</i> |
| D015D: Coughing spells | | | | | | | | | | | | | | | | |
| 1. None | 53.0 | 55.7 | 50.3 | 52.9 | 52.2 | 52.9 | 52.2 | 49.6 | 59.3 | 53.6 | 50.8 | 57.1 | 52.9 | 44.9 | 47.0 | 23.7 |
| 2. One day | 13.1 | 11.3 | 14.4 | 11.9 | 15.3 | 11.8 | 13.2 | 14.7 | 11.4 | 12.3 | 15.9 | 12.1 | 15.8 | 14.4 | 11.1 | 10.9 |
| 3. Two days | 12.3 | 12.4 | 12.6 | 13.4 | 12.8 | 10.4 | 14.5 | 13.5 | 9.1 | 13.0 | 10.0 | 12.0 | 10.9 | 18.3 | 11.3 | 17.0 |
| 4. 3 to 5 days | 10.8 | 10.9 | 10.6 | 11.8 | 7.2 | 12.6 | 9.0 | 10.8 | 11.5 | 10.4 | 12.8 | 8.2 | 11.3 | 14.5 | 15.8 | 19.9 |
| 5. 6 to 9 days | 6.2 | 5.8 | 6.8 | 5.9 | 5.8 | 7.1 | 6.2 | 5.9 | 6.1 | 6.4 | 5.1 | 6.7 | 5.8 | 4.8 | 6.0 | 8.0 |
| 6. 10 to 19 days | 3.5 | 3.0 | 4.1 | 3.1 | 4.0 | 3.4 | 4.1 | 4.0 | 2.3 | 3.2 | 4.4 | 3.5 | 1.8 | 2.5 | 7.7 | 10.4 |
| 7. 20+ days | 1.1 | 0.9 | 1.2 | 1.1 | 2.7 | 1.7 | 0.8 | 1.5 | 0.4 | 1.2 | 0.9 | 0.5 | 1.6 | 0.7 | 1.2 | 10.1 |
| <i>Item 21340 Subject T01</i> | <i>N 1782</i> | <i>772</i> | <i>971</i> | <i>1196</i> | <i>175</i> | <i>275</i> | <i>483</i> | <i>621</i> | <i>403</i> | <i>1424</i> | <i>318</i> | <i>867</i> | <i>436</i> | <i>170</i> | <i>238</i> | <i>28</i> |
| D015E: Chest colds | | | | | | | | | | | | | | | | |
| 1. None | 71.2 | 72.5 | 70.0 | 70.8 | 72.3 | 70.4 | 71.4 | 70.6 | 72.2 | 71.3 | 71.1 | 75.6 | 70.1 | 63.6 | 63.0 | 70.9 |
| 2. One day | 10.1 | 10.4 | 9.8 | 9.4 | 9.6 | 10.1 | 8.3 | 11.2 | 10.5 | 10.4 | 8.2 | 7.8 | 11.4 | 13.5 | 13.5 | 13.3 |
| 3. Two days | 8.5 | 8.9 | 8.1 | 9.3 | 8.2 | 9.3 | 9.0 | 7.2 | 9.1 | 7.7 | 11.6 | 7.1 | 8.3 | 9.9 | 11.8 | 3.8 |
| 4. 3 to 5 days | 5.5 | 3.8 | 6.9 | 5.7 | 4.7 | 6.1 | 4.7 | 5.4 | 6.3 | 5.8 | 4.5 | 4.7 | 6.5 | 7.0 | 5.8 | 1.1 |
| 5. 6 to 9 days | 3.1 | 3.1 | 3.2 | 3.1 | 4.2 | 1.8 | 4.4 | 3.6 | 1.6 | 3.3 | 2.3 | 3.6 | 1.9 | 5.6 | 1.6 | 7.8 |
| 6. 10 to 19 days | 1.2 | 0.8 | 1.6 | 1.2 | 0.3 | 1.0 | 1.7 | 1.6 | 0.2 | 1.1 | 1.2 | 0.9 | 1.1 | 0.4 | 3.4 | 1.7 |
| 7. 20+ days | 0.5 | 0.5 | 0.5 | 0.5 | 0.6 | 1.3 | 0.4 | 0.4 | - | 0.3 | 1.0 | 0.3 | 0.7 | - | 0.9 | 1.4 |
| <i>Item 21350 Subject T01</i> | <i>N 1779</i> | <i>772</i> | <i>968</i> | <i>1195</i> | <i>171</i> | <i>277</i> | <i>481</i> | <i>620</i> | <i>401</i> | <i>1421</i> | <i>317</i> | <i>864</i> | <i>433</i> | <i>171</i> | <i>239</i> | <i>28</i> |
| D015F: Coughing up phlegm or blood | | | | | | | | | | | | | | | | |
| 1. None | 78.5 | 79.2 | 77.8 | 77.3 | 81.0 | 75.5 | 73.9 | 81.3 | 81.9 | 78.6 | 78.1 | 82.5 | 81.1 | 75.1 | 67.2 | 48.0 |
| 2. One day | 5.4 | 7.0 | 4.1 | 6.0 | 5.3 | 7.4 | 6.2 | 5.1 | 3.5 | 5.0 | 7.4 | 3.7 | 5.1 | 9.1 | 8.8 | 10.1 |
| 3. Two days | 5.2 | 5.2 | 5.2 | 4.9 | 4.6 | 6.1 | 5.6 | 4.9 | 4.5 | 5.3 | 4.4 | 4.1 | 4.2 | 6.0 | 6.8 | 15.4 |
| 4. 3 to 5 days | 5.3 | 5.4 | 5.4 | 5.9 | 5.0 | 3.6 | 8.8 | 4.7 | 3.2 | 5.7 | 4.3 | 5.0 | 4.6 | 4.5 | 9.4 | 3.0 |
| 5. 6 to 9 days | 2.5 | 1.5 | 3.3 | 2.5 | 1.3 | 3.3 | 2.7 | 1.5 | 3.2 | 2.6 | 1.8 | 2.2 | 3.1 | 1.9 | 2.9 | 5.0 |
| 6. 10 to 19 days | 1.8 | 1.2 | 2.3 | 1.8 | 1.7 | 2.0 | 2.0 | 1.1 | 2.5 | 1.6 | 2.6 | 1.8 | 0.7 | 1.1 | 4.0 | 2.8 |
| 7. 20+ days | 1.3 | 0.4 | 2.0 | 1.6 | 1.1 | 2.2 | 0.7 | 1.4 | 1.2 | 1.3 | 1.4 | 0.8 | 1.2 | 2.4 | 0.8 | 15.7 |
| <i>Item 21360 Subject T01</i> | <i>N 1782</i> | <i>771</i> | <i>972</i> | <i>1195</i> | <i>175</i> | <i>274</i> | <i>481</i> | <i>623</i> | <i>403</i> | <i>1423</i> | <i>319</i> | <i>867</i> | <i>435</i> | <i>171</i> | <i>238</i> | <i>28</i> |
| D015G: Shortness of breath when you were not exercising | | | | | | | | | | | | | | | | |
| 1. None | 80.5 | 86.0 | 75.6 | 80.7 | 87.7 | 79.0 | 77.6 | 83.3 | 80.5 | 81.3 | 78.0 | 86.1 | 79.3 | 70.9 | 71.9 | 57.5 |
| 2. One day | 5.2 | 3.9 | 6.3 | 5.5 | 3.3 | 4.7 | 6.0 | 4.4 | 5.8 | 4.5 | 7.5 | 4.2 | 4.3 | 6.0 | 8.2 | 12.1 |
| 3. Two days | 5.2 | 4.9 | 5.7 | 5.5 | 3.2 | 5.8 | 6.5 | 4.3 | 4.8 | 5.4 | 3.6 | 3.5 | 5.5 | 9.7 | 7.1 | 1.7 |
| 4. 3 to 5 days | 3.6 | 1.6 | 5.2 | 3.5 | 2.9 | 3.4 | 3.7 | 4.1 | 2.8 | 3.7 | 3.0 | 2.5 | 3.9 | 5.0 | 5.9 | 6.3 |
| 5. 6 to 9 days | 2.4 | 1.3 | 3.4 | 2.2 | 1.2 | 2.9 | 2.2 | 2.3 | 2.4 | 2.1 | 3.9 | 1.8 | 2.1 | 3.9 | 2.4 | 19.6 |
| 6. 10 to 19 days | 1.7 | 1.3 | 2.0 | 1.6 | - | 2.5 | 2.1 | 0.4 | 2.6 | 1.5 | 2.5 | 0.8 | 3.1 | 1.9 | 2.5 | - |
| 7. 20+ days | 1.4 | 1.0 | 1.8 | 1.0 | 1.8 | 1.7 | 1.8 | 1.2 | 1.0 | 1.4 | 1.4 | 0.9 | 1.7 | 2.5 | 1.9 | 2.8 |
| <i>Item 21370 Subject T01</i> | <i>N 1777</i> | <i>767</i> | <i>970</i> | <i>1189</i> | <i>175</i> | <i>273</i> | <i>482</i> | <i>620</i> | <i>403</i> | <i>1419</i> | <i>319</i> | <i>866</i> | <i>433</i> | <i>168</i> | <i>239</i> | <i>28</i> |
| D015H: Wheezing or gasping | | | | | | | | | | | | | | | | |
| 1. None | 86.2 | 85.9 | 86.4 | 86.6 | 90.3 | 83.4 | 84.6 | 88.9 | 86.0 | 87.3 | 82.4 | 91.1 | 85.6 | 78.4 | 78.4 | 69.6 |
| 2. One day | 5.5 | 6.4 | 4.7 | 5.4 | 3.5 | 7.2 | 4.7 | 5.4 | 5.5 | 5.4 | 6.0 | 4.5 | 5.3 | 8.4 | 8.4 | 4.2 |
| 3. Two days | 2.9 | 4.0 | 2.1 | 3.0 | 1.9 | 3.6 | 3.8 | 2.0 | 2.6 | 2.3 | 5.0 | 1.1 | 3.0 | 2.5 | 5.4 | 10.4 |
| 4. 3 to 5 days | 1.9 | 1.3 | 2.4 | 2.0 | 1.5 | 1.5 | 3.0 | 1.7 | 1.3 | 1.6 | 2.6 | 0.9 | 2.9 | 4.1 | 2.4 | 2.2 |
| 5. 6 to 9 days | 1.4 | 1.3 | 1.5 | 1.5 | - | 1.6 | 1.9 | 0.6 | 2.0 | 1.4 | 1.6 | 0.7 | 1.2 | 3.5 | 2.1 | 12.3 |
| 6. 10 to 19 days | 1.0 | 0.5 | 1.4 | 0.8 | - | 1.8 | 1.0 | 0.7 | 0.8 | 0.7 | 2.0 | 1.0 | 0.8 | 2.4 | 0.9 | - |
| 7. 20+ days | 1.1 | 0.6 | 1.5 | 0.7 | 2.9 | 0.9 | 0.9 | 0.7 | 1.7 | 1.2 | 0.3 | 0.7 | 1.1 | 0.8 | 2.4 | 1.4 |
| <i>Item 21380 Subject T01</i> | <i>N 1777</i> | <i>768</i> | <i>970</i> | <i>1189</i> | <i>175</i> | <i>274</i> | <i>480</i> | <i>621</i> | <i>403</i> | <i>1420</i> | <i>319</i> | <i>868</i> | <i>433</i> | <i>168</i> | <i>237</i> | <i>28</i> |

97

| QUESTIONNAIRE FORM 1 2002 | TOTAL | SEX | | RACE | | REGION | | | | COLLEGE PLANS? | | ILLICIT DRUG USE: LIFETIME | | | | |
|---|---------------|------------|------------|-------------|------------|------------|------------|------------|------------|-------------------|------------|----------------------------|------------------------|--------------|---------------|--------------------|
| | | M | F | White | Black | NE | NC | S | W | Yes | No | None | Mari- juana Only | Few Pills | More Pills | Any Her- oin |
| <i>N (Weighted No. of Cases):</i> | 2251 | 941 | 1110 | 1362 | 233 | 439 | 561 | 749 | 502 | 1595 | 367 | 1021 | 548 | 214 | 325 | 37 |
| <i>% of Weighted Total:</i> | 100.0 | 41.8 | 49.3 | 60.5 | 10.3 | 19.5 | 24.9 | 33.3 | 22.3 | 70.8 | 16.3 | 45.4 | 24.3 | 9.5 | 14.4 | 1.6 |
| D015I: Trouble remembering things | | | | | | | | | | | | | | | | |
| 1. None | 62.1 | 67.8 | 57.2 | 62.5 | 66.7 | 62.2 | 62.5 | 62.1 | 61.5 | 62.4 | 62.5 | 69.3 | 61.3 | 55.6 | 45.6 | 49.7 |
| 2. One day | 11.5 | 9.5 | 13.0 | 11.6 | 9.4 | 10.0 | 13.3 | 11.1 | 11.1 | 10.9 | 12.4 | 9.8 | 13.3 | 15.7 | 11.9 | 7.1 |
| 3. Two days | 8.6 | 8.4 | 9.0 | 8.0 | 9.4 | 5.5 | 9.5 | 9.3 | 8.5 | 8.8 | 8.0 | 7.6 | 9.0 | 9.1 | 8.2 | 11.5 |
| 4. 3 to 5 days | 6.9 | 5.0 | 8.5 | 7.0 | 6.8 | 7.2 | 6.5 | 6.3 | 8.0 | 7.5 | 4.5 | 5.8 | 5.4 | 9.9 | 11.0 | 11.9 |
| 5. 6 to 9 days | 3.5 | 2.8 | 4.1 | 3.7 | 1.4 | 3.7 | 2.0 | 3.9 | 4.4 | 3.8 | 2.2 | 3.0 | 4.4 | 3.7 | 4.0 | 2.2 |
| 6. 10 to 19 days | 3.1 | 2.3 | 3.8 | 3.2 | 2.7 | 4.5 | 2.6 | 4.2 | 0.9 | 3.3 | 2.0 | 2.0 | 1.5 | 2.2 | 9.2 | 8.7 |
| 7. 20+ days | 4.4 | 4.2 | 4.3 | 4.1 | 3.7 | 6.8 | 3.7 | 3.2 | 5.6 | 3.3 | 8.4 | 2.5 | 5.2 | 3.8 | 10.1 | 9.0 |
| <i>Item 21390 Subject T01</i> | <i>N 1778</i> | <i>767</i> | <i>972</i> | <i>1193</i> | <i>172</i> | <i>273</i> | <i>479</i> | <i>625</i> | <i>402</i> | <i>1423</i> | <i>317</i> | <i>865</i> | <i>433</i> | <i>170</i> | <i>240</i> | <i>28</i> |
| D015J: Difficulty thinking or concentrating | | | | | | | | | | | | | | | | |
| 1. None | 46.5 | 54.6 | 38.9 | 46.3 | 55.6 | 48.0 | 45.9 | 46.3 | 46.8 | 46.3 | 48.2 | 53.2 | 47.8 | 32.8 | 31.4 | 23.6 |
| 2. One day | 14.8 | 15.0 | 15.0 | 14.3 | 10.8 | 8.2 | 17.0 | 14.1 | 17.6 | 14.4 | 15.6 | 13.8 | 10.2 | 28.7 | 13.6 | 19.8 |
| 3. Two days | 12.9 | 10.7 | 15.1 | 12.4 | 15.6 | 13.8 | 11.4 | 14.9 | 11.0 | 13.2 | 11.5 | 11.8 | 10.3 | 10.6 | 12.8 | 21.7 |
| 4. 3 to 5 days | 11.2 | 7.4 | 14.5 | 11.6 | 10.7 | 11.0 | 10.5 | 12.9 | 9.6 | 11.9 | 9.0 | 11.4 | 15.4 | 15.6 | 11.3 | 3.2 |
| 5. 6 to 9 days | 5.8 | 5.1 | 6.3 | 6.0 | 2.7 | 4.6 | 6.4 | 4.8 | 7.4 | 6.0 | 5.2 | 3.9 | 7.8 | 4.0 | 10.5 | 13.6 |
| 6. 10 to 19 days | 4.6 | 3.5 | 5.5 | 5.1 | 2.4 | 8.7 | 4.0 | 3.8 | 3.6 | 4.8 | 3.7 | 3.0 | 3.7 | 5.8 | 11.2 | 8.7 |
| 7. 20+ days | 4.2 | 3.7 | 4.7 | 4.3 | 2.2 | 5.8 | 4.8 | 3.3 | 3.9 | 3.5 | 6.8 | 2.9 | 4.7 | 2.4 | 9.2 | 9.3 |
| <i>Item 21400 Subject T01</i> | <i>N 1782</i> | <i>770</i> | <i>973</i> | <i>1195</i> | <i>175</i> | <i>274</i> | <i>481</i> | <i>625</i> | <i>403</i> | <i>1424</i> | <i>319</i> | <i>867</i> | <i>432</i> | <i>170</i> | <i>241</i> | <i>28</i> |
| D015K: Trouble learning new things | | | | | | | | | | | | | | | | |
| 1. None | 71.1 | 75.7 | 66.8 | 70.8 | 79.8 | 69.2 | 69.5 | 72.1 | 72.6 | 71.5 | 69.4 | 73.0 | 73.8 | 72.8 | 59.3 | 57.4 |
| 2. One day | 10.3 | 9.2 | 11.3 | 9.8 | 12.1 | 9.6 | 10.7 | 10.3 | 10.1 | 9.8 | 11.9 | 10.7 | 8.7 | 9.2 | 11.6 | 12.7 |
| 3. Two days | 7.3 | 6.9 | 8.0 | 8.2 | 2.8 | 7.5 | 8.3 | 6.4 | 7.5 | 7.8 | 5.6 | 6.1 | 7.0 | 13.3 | 6.9 | 12.8 |
| 4. 3 to 5 days | 5.4 | 3.1 | 7.4 | 5.1 | 3.6 | 8.0 | 5.5 | 5.4 | 3.6 | 5.5 | 5.3 | 5.9 | 4.2 | 2.3 | 9.4 | 1.6 |
| 5. 6 to 9 days | 3.2 | 3.0 | 3.4 | 3.1 | 1.1 | 3.5 | 2.3 | 3.3 | 3.9 | 2.9 | 4.6 | 2.7 | 3.3 | 0.8 | 7.0 | 4.3 |
| 6. 10 to 19 days | 1.6 | 1.0 | 2.2 | 2.2 | 0.2 | 0.4 | 2.3 | 1.8 | 1.4 | 1.5 | 1.7 | 0.6 | 2.0 | 0.8 | 4.3 | 11.3 |
| 7. 20+ days | 1.0 | 1.1 | 1.0 | 0.8 | 0.3 | 1.7 | 1.3 | 0.7 | 0.8 | 1.0 | 1.4 | 1.0 | 0.9 | 0.8 | 1.4 | - |
| <i>Item 21410 Subject T01</i> | <i>N 1771</i> | <i>763</i> | <i>969</i> | <i>1188</i> | <i>175</i> | <i>270</i> | <i>479</i> | <i>621</i> | <i>400</i> | <i>1418</i> | <i>314</i> | <i>863</i> | <i>432</i> | <i>168</i> | <i>240</i> | <i>25</i> |
| D015L: Trouble sleeping | | | | | | | | | | | | | | | | |
| 1. None | 40.9 | 50.6 | 32.3 | 38.4 | 54.6 | 42.4 | 36.2 | 43.2 | 41.8 | 39.7 | 47.1 | 45.6 | 42.9 | 29.0 | 22.3 | 54.9 |
| 2. One day | 13.1 | 12.1 | 14.1 | 14.2 | 7.5 | 12.3 | 13.9 | 13.7 | 11.8 | 12.9 | 13.6 | 13.8 | 12.1 | 12.7 | 14.5 | 2.8 |
| 3. Two days | 13.8 | 11.1 | 16.1 | 13.7 | 14.0 | 13.6 | 16.9 | 11.7 | 13.5 | 14.9 | 10.3 | 13.5 | 13.3 | 20.5 | 11.7 | 7.2 |
| 4. 3 to 5 days | 12.5 | 10.4 | 14.5 | 12.6 | 13.5 | 10.2 | 10.1 | 13.3 | 15.7 | 13.3 | 8.4 | 11.5 | 13.8 | 12.5 | 16.1 | 4.4 |
| 5. 6 to 9 days | 7.8 | 6.2 | 9.4 | 8.8 | 3.0 | 9.1 | 10.2 | 7.3 | 5.0 | 7.9 | 8.3 | 6.2 | 6.8 | 12.1 | 14.0 | 6.4 |
| 6. 10 to 19 days | 6.2 | 4.4 | 7.7 | 6.8 | 2.2 | 6.5 | 6.2 | 6.0 | 6.2 | 6.3 | 4.1 | 5.8 | 4.3 | 8.3 | 10.2 | 8.7 |
| 7. 20+ days | 5.7 | 5.2 | 5.9 | 5.4 | 5.2 | 5.9 | 6.4 | 4.9 | 5.9 | 5.1 | 8.2 | 3.7 | 6.9 | 4.9 | 11.1 | 15.5 |
| <i>Item 21420 Subject T01</i> | <i>N 1775</i> | <i>767</i> | <i>971</i> | <i>1191</i> | <i>175</i> | <i>273</i> | <i>478</i> | <i>623</i> | <i>401</i> | <i>1418</i> | <i>318</i> | <i>863</i> | <i>430</i> | <i>170</i> | <i>241</i> | <i>28</i> |
| D015M: Trouble getting started in the morning | | | | | | | | | | | | | | | | |
| 1. None | 33.4 | 42.1 | 25.3 | 28.9 | 51.4 | 33.7 | 28.7 | 35.7 | 35.2 | 31.8 | 41.0 | 39.8 | 31.3 | 23.2 | 18.8 | 32.5 |
| 2. One day | 9.9 | 8.3 | 11.2 | 10.1 | 6.6 | 6.9 | 12.0 | 9.1 | 10.5 | 9.7 | 9.4 | 10.1 | 9.2 | 11.3 | 10.5 | 2.8 |
| 3. Two days | 10.7 | 10.7 | 11.0 | 9.8 | 12.2 | 10.7 | 10.7 | 10.4 | 11.3 | 11.5 | 6.4 | 11.3 | 10.1 | 11.2 | 7.8 | 6.8 |
| 4. 3 to 5 days | 10.0 | 9.9 | 10.2 | 10.4 | 12.2 | 9.7 | 9.3 | 11.6 | 8.5 | 10.0 | 10.0 | 9.7 | 9.6 | 8.9 | 12.5 | 7.2 |
| 5. 6 to 9 days | 9.7 | 8.4 | 11.0 | 12.1 | 3.5 | 7.2 | 11.4 | 11.4 | 6.7 | 10.6 | 6.6 | 7.6 | 12.6 | 14.0 | 9.9 | - |
| 6. 10 to 19 days | 8.1 | 5.5 | 10.2 | 8.3 | 3.7 | 9.3 | 8.2 | 6.9 | 9.0 | 8.1 | 8.7 | 6.3 | 8.8 | 13.3 | 9.6 | 18.5 |
| 7. 20+ days | 18.2 | 15.1 | 21.1 | 20.3 | 10.4 | 22.5 | 19.7 | 14.9 | 18.8 | 18.2 | 17.9 | 15.1 | 18.4 | 18.0 | 30.9 | 32.2 |
| <i>Item 21430 Subject T01</i> | <i>N 1779</i> | <i>768</i> | <i>972</i> | <i>1193</i> | <i>174</i> | <i>273</i> | <i>480</i> | <i>624</i> | <i>402</i> | <i>1421</i> | <i>319</i> | <i>866</i> | <i>431</i> | <i>170</i> | <i>241</i> | <i>28</i> |
| D015N: Stayed home most or all of a day because you were not feeling well | | | | | | | | | | | | | | | | |
| 1. None | 60.7 | 68.7 | 54.1 | 61.0 | 63.0 | 59.5 | 61.4 | 60.3 | 61.3 | 61.7 | 55.6 | 67.7 | 56.4 | 50.2 | 50.2 | 60.1 |
| 2. One day | 17.2 | 13.4 | 20.7 | 18.6 | 15.1 | 17.0 | 18.9 | 17.1 | 15.7 | 17.4 | 17.0 | 15.1 | 19.9 | 25.6 | 18.3 | 2.6 |
| 3. Two days | 12.0 | 9.2 | 14.0 | 11.2 | 10.2 | 8.8 | 9.7 | 13.5 | 14.4 | 11.7 | 13.2 | 9.9 | 11.8 | 14.4 | 15.7 | 15.3 |
| 4. 3 to 5 days | 6.8 | 6.2 | 7.3 | 7.1 | 7.7 | 10.2 | 7.9 | 5.3 | 5.7 | 6.1 | 10.0 | 4.7 | 8.9 | 6.4 | 10.8 | 4.5 |
| 5. 6 to 9 days | 2.1 | 1.5 | 2.6 | 1.4 | 2.8 | 2.0 | 0.8 | 3.1 | 2.2 | 2.0 | 2.6 | 1.7 | 2.7 | 1.7 | 2.2 | 8.7 |
| 6. 10 to 19 days | 0.6 | 0.4 | 0.8 | 0.4 | 0.4 | 1.9 | 0.7 | 0.1 | 0.5 | 0.5 | 0.5 | 0.4 | 0.3 | 0.7 | 2.3 | - |
| 7. 20+ days | 0.5 | 0.6 | 0.5 | 0.4 | 0.9 | 0.6 | 0.6 | 0.6 | 0.2 | 0.4 | 1.1 | 0.5 | - | 0.8 | 0.5 | 8.7 |
| <i>Item 21440 Subject T01</i> | <i>N 1780</i> | <i>770</i> | <i>971</i> | <i>1192</i> | <i>175</i> | <i>273</i> | <i>481</i> | <i>623</i> | <i>403</i> | <i>1423</i> | <i>319</i> | <i>867</i> | <i>433</i> | <i>170</i> | <i>239</i> | <i>28</i> |
| D016: In the LAST 12 MONTHS, how many times (if any) have you seen a doctor or other professional for each of the following? | | | | | | | | | | | | | | | | |

MONITORING THE FUTURE

| QUESTIONNAIRE FORM 1 2002 | TOTAL | SEX | | RACE | | REGION | | | | COLLEGE PLANS? | | ILLCIT DRUG USE: LIFETIME | | | | |
|---|----------|-------------|------------|------------|-------------|------------|------------|------------|------------|-------------------|------------|---------------------------|------------------------|--------------|---------------|--------------------|
| | | M | F | White | Black | NE | NC | S | W | Yes | No | None | Mari- juana Only | Few Pills | More Pills | Any Her- oin |
| <i>N (Weighted No. of Cases):</i> | 2251 | 941 | 1110 | 1362 | 233 | 439 | 561 | 749 | 502 | 1595 | 367 | 1021 | 548 | 214 | 325 | 37 |
| <i>% of Weighted Total:</i> | 100.0 | 41.8 | 49.3 | 60.5 | 10.3 | 19.5 | 24.9 | 33.3 | 22.3 | 70.8 | 16.3 | 45.4 | 24.3 | 9.5 | 14.4 | 1.6 |
| D016A: For a routine physical check-up | | | | | | | | | | | | | | | | |
| 1. None | 40.0 | 42.8 | 37.0 | 39.0 | 36.2 | 31.5 | 39.9 | 40.6 | 45.1 | 37.6 | 51.2 | 42.3 | 43.7 | 31.2 | 29.3 | 48.8 |
| 2. Once | 41.3 | 41.1 | 42.3 | 44.4 | 32.1 | 50.2 | 43.4 | 37.0 | 39.5 | 44.1 | 31.6 | 41.7 | 39.3 | 50.7 | 42.3 | 29.7 |
| 3. Twice | 13.3 | 11.4 | 14.9 | 12.6 | 21.1 | 15.8 | 11.6 | 15.6 | 10.3 | 13.2 | 11.7 | 11.4 | 11.7 | 13.8 | 21.3 | 16.8 |
| 4. 3 to 5 times | 3.6 | 3.8 | 3.6 | 2.9 | 8.1 | 2.3 | 3.7 | 4.4 | 3.3 | 3.8 | 3.3 | 3.5 | 3.1 | 2.6 | 4.5 | - |
| 5. 6 to 9 times | 0.3 | 0.1 | 0.5 | 0.1 | 0.2 | 0.1 | 0.1 | 0.8 | - | 0.3 | 0.3 | 0.4 | 0.2 | 0.5 | - | 1.5 |
| 6. 10+ times | 1.4 | 0.9 | 1.8 | 0.9 | 2.2 | 0.1 | 1.2 | 1.7 | 1.8 | 1.1 | 1.9 | 0.7 | 1.9 | 1.2 | 2.6 | 3.2 |
| <i>Item 21450 Subject T04</i> | <i>N</i> | <i>1806</i> | <i>792</i> | <i>969</i> | <i>1206</i> | <i>278</i> | <i>486</i> | <i>633</i> | <i>408</i> | <i>1428</i> | <i>322</i> | <i>868</i> | <i>437</i> | <i>174</i> | <i>245</i> | <i>31</i> |
| D016B: For an injury suffered in a fight, assault, or auto accident | | | | | | | | | | | | | | | | |
| 1. None | 90.0 | 89.2 | 91.3 | 90.4 | 92.0 | 90.3 | 91.9 | 90.0 | 87.5 | 91.7 | 83.1 | 94.8 | 89.7 | 89.1 | 79.0 | 72.7 |
| 2. Once | 5.9 | 6.7 | 5.1 | 6.0 | 6.4 | 6.0 | 5.7 | 6.7 | 4.9 | 4.9 | 9.6 | 3.0 | 6.0 | 8.4 | 13.7 | 13.8 |
| 3. Twice | 1.9 | 2.1 | 1.6 | 1.6 | 0.6 | 2.0 | 1.0 | 2.1 | 2.6 | 1.5 | 3.6 | 0.6 | 2.8 | 1.4 | 3.0 | 5.7 |
| 4. 3 to 5 times | 1.1 | 1.2 | 0.8 | 1.3 | - | 1.6 | 0.7 | 0.6 | 2.1 | 1.0 | 2.0 | 0.8 | 1.2 | 0.4 | 0.6 | 2.7 |
| 5. 6 to 9 times | 0.5 | 0.2 | 0.6 | 0.7 | 1.0 | - | 0.4 | 0.6 | 0.9 | 0.5 | 1.0 | 0.7 | 0.3 | 0.6 | - | 5.2 |
| 6. 10+ times | 0.5 | 0.5 | 0.6 | 0.1 | - | 0.1 | 0.3 | - | 1.9 | 0.5 | 0.7 | 0.1 | - | - | 3.7 | - |
| <i>Item 21460 Subject T04</i> | <i>N</i> | <i>1796</i> | <i>789</i> | <i>962</i> | <i>1199</i> | <i>280</i> | <i>483</i> | <i>628</i> | <i>405</i> | <i>1422</i> | <i>322</i> | <i>866</i> | <i>438</i> | <i>172</i> | <i>243</i> | <i>27</i> |
| D016C: For any other accidental injury | | | | | | | | | | | | | | | | |
| 1. None | 81.5 | 78.4 | 84.2 | 79.7 | 88.2 | 80.8 | 80.9 | 83.4 | 80.0 | 81.3 | 81.7 | 86.5 | 78.5 | 80.9 | 70.8 | 83.2 |
| 2. Once | 9.5 | 10.2 | 9.1 | 10.9 | 8.4 | 9.7 | 10.4 | 8.9 | 8.9 | 9.2 | 10.7 | 7.2 | 13.6 | 10.5 | 10.0 | 9.2 |
| 3. Twice | 3.6 | 4.0 | 3.2 | 4.1 | 1.9 | 5.4 | 3.6 | 3.0 | 3.4 | 3.6 | 3.8 | 1.7 | 3.9 | 5.1 | 8.0 | 1.5 |
| 4. 3 to 5 times | 3.3 | 4.4 | 2.3 | 3.4 | 0.7 | 2.9 | 3.7 | 2.6 | 4.0 | 3.5 | 2.3 | 2.9 | 2.9 | 1.6 | 4.7 | 6.2 |
| 5. 6 to 9 times | 1.0 | 1.6 | 0.4 | 1.3 | 0.9 | 0.5 | 1.3 | 1.0 | 1.0 | 1.2 | 0.3 | 0.8 | 1.0 | 0.3 | 2.3 | - |
| 6. 10+ times | 1.1 | 1.5 | 0.9 | 0.6 | - | 0.7 | 0.2 | 1.0 | 2.7 | 1.1 | 1.2 | 0.8 | 0.1 | 1.5 | 4.2 | - |
| <i>Item 21470 Subject T04</i> | <i>N</i> | <i>1794</i> | <i>786</i> | <i>966</i> | <i>1197</i> | <i>278</i> | <i>482</i> | <i>628</i> | <i>406</i> | <i>1421</i> | <i>321</i> | <i>866</i> | <i>436</i> | <i>172</i> | <i>243</i> | <i>27</i> |
| D016D: For some physical illness or symptom | | | | | | | | | | | | | | | | |
| 1. None | 56.7 | 66.1 | 49.0 | 55.5 | 61.9 | 58.9 | 59.8 | 51.0 | 60.3 | 55.2 | 60.8 | 58.6 | 55.6 | 54.4 | 52.1 | 72.7 |
| 2. Once | 21.0 | 18.3 | 22.9 | 21.9 | 20.6 | 19.4 | 22.4 | 23.9 | 15.7 | 21.9 | 18.0 | 19.1 | 25.6 | 20.3 | 19.4 | 10.1 |
| 3. Twice | 12.3 | 8.9 | 15.1 | 12.3 | 11.6 | 12.6 | 8.1 | 14.0 | 14.2 | 12.4 | 12.4 | 11.7 | 10.0 | 15.8 | 16.5 | 14.2 |
| 4. 3 to 5 times | 7.0 | 5.0 | 8.6 | 7.4 | 4.2 | 6.3 | 6.2 | 7.9 | 7.0 | 6.9 | 7.5 | 7.1 | 5.5 | 8.1 | 8.5 | 1.5 |
| 5. 6 to 9 times | 1.4 | 0.8 | 2.0 | 1.6 | 1.7 | 1.1 | 1.3 | 2.4 | 0.2 | 1.5 | 1.0 | 1.8 | 1.1 | 0.9 | 1.0 | 1.5 |
| 6. 10+ times | 1.7 | 1.0 | 2.4 | 1.3 | - | 1.7 | 2.2 | 0.8 | 2.6 | 2.1 | 0.4 | 1.6 | 2.2 | 0.5 | 2.6 | - |
| <i>Item 21480 Subject T04</i> | <i>N</i> | <i>1802</i> | <i>787</i> | <i>971</i> | <i>1202</i> | <i>279</i> | <i>483</i> | <i>632</i> | <i>407</i> | <i>1428</i> | <i>322</i> | <i>868</i> | <i>439</i> | <i>172</i> | <i>246</i> | <i>27</i> |
| D016E: For some emotional or psychological problem or symptom | | | | | | | | | | | | | | | | |
| 1. None | 92.4 | 93.7 | 91.6 | 92.5 | 98.1 | 91.6 | 92.3 | 93.7 | 91.1 | 92.6 | 92.5 | 95.3 | 92.4 | 89.5 | 88.7 | 76.0 |
| 2. Once | 2.9 | 2.9 | 2.9 | 2.9 | 1.2 | 3.6 | 2.3 | 2.7 | 3.5 | 2.9 | 3.0 | 1.8 | 3.6 | 3.7 | 3.9 | 5.1 |
| 3. Twice | 1.5 | 0.9 | 1.7 | 1.8 | 0.2 | 2.0 | 1.1 | 1.7 | 1.3 | 1.3 | 2.5 | 0.7 | 1.3 | 4.1 | 2.0 | 10.5 |
| 4. 3 to 5 times | 2.0 | 1.6 | 2.2 | 1.8 | 0.6 | 1.3 | 2.4 | 1.3 | 3.1 | 2.0 | 1.1 | 1.3 | 1.6 | 1.7 | 2.8 | 4.9 |
| 5. 6 to 9 times | 0.3 | 0.2 | 0.4 | 0.3 | - | 0.6 | 0.1 | 0.4 | 0.2 | 0.2 | 0.7 | 0.3 | 0.2 | - | 0.4 | 3.5 |
| 6. 10+ times | 0.9 | 0.6 | 1.1 | 0.8 | - | 0.9 | 1.7 | 0.3 | 0.8 | 1.0 | 0.3 | 0.5 | 1.0 | 1.0 | 2.2 | - |
| <i>Item 21490 Subject T04</i> | <i>N</i> | <i>1789</i> | <i>782</i> | <i>964</i> | <i>1195</i> | <i>277</i> | <i>481</i> | <i>625</i> | <i>406</i> | <i>1418</i> | <i>319</i> | <i>865</i> | <i>436</i> | <i>171</i> | <i>241</i> | <i>27</i> |
| D017: In the LAST 12 MONTHS, how many times (if any) have you spent one or more nights in the hospital . . . | | | | | | | | | | | | | | | | |
| D017A: . . . because of an injury | | | | | | | | | | | | | | | | |
| 1. None | 95.7 | 94.6 | 96.7 | 96.1 | 93.5 | 94.7 | 95.0 | 96.7 | 95.4 | 96.5 | 92.8 | 97.7 | 95.5 | 96.8 | 92.4 | 79.9 |
| 2. Once | 3.1 | 3.5 | 2.6 | 3.1 | 4.2 | 4.6 | 3.2 | 2.2 | 3.6 | 2.5 | 5.0 | 1.6 | 3.9 | 2.8 | 4.8 | 7.8 |
| 3. Twice | 0.4 | 0.2 | 0.5 | 0.3 | 0.8 | 0.4 | 0.3 | 0.4 | 0.3 | 0.4 | 0.1 | 0.2 | 0.5 | - | 0.7 | 4.4 |
| 4. 3 to 5 times | 0.2 | 0.5 | - | 0.3 | 0.3 | - | 0.2 | 0.4 | 0.2 | 0.2 | 0.2 | 0.3 | - | - | 0.3 | - |
| 5. 6 to 9 times | 0.2 | 0.3 | 0.1 | * | 0.1 | 0.1 | 0.6 | 0.1 | - | 0.1 | 0.5 | 0.1 | 0.1 | 0.5 | 0.6 | - |
| 6. 10+ times | 0.4 | 0.8 | 0.1 | 0.2 | 1.0 | 0.1 | 0.7 | 0.2 | 0.5 | 0.2 | 1.4 | 0.2 | 0.1 | - | 1.2 | 7.8 |
| <i>Item 21500 Subject T04</i> | <i>N</i> | <i>1794</i> | <i>784</i> | <i>967</i> | <i>1199</i> | <i>275</i> | <i>484</i> | <i>631</i> | <i>404</i> | <i>1424</i> | <i>319</i> | <i>864</i> | <i>436</i> | <i>172</i> | <i>242</i> | <i>31</i> |

*less than .05 percent.

99

| QUESTIONNAIRE FORM 1 2002 | TOTAL | SEX | | RACE | | REGION | | | | COLLEGE PLANS? | | ILLCIT DRUG USE: LIFETIME | | | | | |
|--|----------|-------------|------------|------------|-------------|------------|------------|------------|------------|-------------------|-------------|---------------------------|------------------------|--------------|---------------|--------------------|-----------|
| | | M | F | White | Black | NE | NC | S | W | Yes | No | None | Mari- juana Only | Few Pills | More Pills | Any Her- oin | |
| <i>N (Weighted No. of Cases):</i> | 2251 | 941 | 1110 | 1362 | 233 | 439 | 561 | 749 | 502 | 1595 | 367 | 1021 | 548 | 214 | 325 | 37 | |
| <i>% of Weighted Total:</i> | 100.0 | 41.8 | 49.3 | 60.5 | 10.3 | 19.5 | 24.9 | 33.3 | 22.3 | 70.8 | 16.3 | 45.4 | 24.3 | 9.5 | 14.4 | 1.6 | |
| D017B: . . . because of some physical illness | | | | | | | | | | | | | | | | | |
| 1. None | 93.8 | 95.0 | 93.0 | 96.0 | 87.4 | 93.3 | 94.3 | 94.6 | 92.5 | 95.1 | 89.2 | 95.7 | 92.6 | 94.7 | 94.6 | 82.7 | |
| 2. Once | 4.1 | 3.4 | 4.7 | 2.9 | 6.9 | 5.2 | 3.4 | 3.5 | 5.0 | 3.2 | 7.7 | 3.0 | 4.4 | 3.6 | 3.7 | 9.5 | |
| 3. Twice | 0.9 | 0.4 | 1.1 | 0.3 | 3.6 | 1.0 | 0.4 | 0.9 | 1.3 | 0.7 | 1.1 | 0.6 | 1.1 | 0.9 | 0.2 | - | |
| 4. 3 to 5 times | 0.4 | 0.2 | 0.6 | 0.2 | 1.0 | 0.5 | 0.4 | 0.6 | 0.2 | 0.4 | 0.2 | 0.1 | 0.9 | 0.8 | 0.2 | 0.2 | |
| 5. 6 to 9 times | 0.3 | 0.4 | 0.3 | 0.3 | - | - | 0.6 | 0.1 | 0.5 | 0.2 | 0.9 | 0.4 | 0.6 | - | 0.1 | 0.1 | |
| 6. 10+ times | 0.5 | 0.7 | 0.3 | 0.3 | 1.0 | 0.1 | 0.8 | 0.3 | 0.5 | 0.4 | 0.9 | 0.1 | 0.4 | - | 1.2 | 7.8 | |
| <i>Item 21510 Subject T04</i> | <i>N</i> | <i>1794</i> | <i>781</i> | <i>969</i> | <i>1195</i> | <i>177</i> | <i>276</i> | <i>484</i> | <i>629</i> | <i>405</i> | <i>1423</i> | <i>318</i> | <i>867</i> | <i>436</i> | <i>172</i> | <i>241</i> | <i>31</i> |
| D018: Overall, relative to other people your age, do you think your physical health over the past year has been . . . | | | | | | | | | | | | | | | | | |
| 1. Much poorer than average | 6.2 | 6.0 | 6.2 | 4.9 | 5.5 | 4.6 | 7.0 | 6.2 | 6.6 | 5.0 | 10.6 | 4.7 | 4.8 | 7.1 | 8.8 | 23.2 | |
| 2. Somewhat poorer than average | 10.6 | 6.1 | 13.6 | 11.2 | 3.7 | 11.9 | 10.2 | 8.6 | 13.1 | 10.0 | 12.9 | 11.2 | 8.1 | 11.0 | 14.7 | 2.5 | |
| 3. About average | 45.1 | 38.5 | 50.9 | 43.1 | 54.9 | 49.5 | 39.4 | 46.9 | 46.1 | 43.4 | 51.8 | 44.0 | 45.5 | 44.4 | 48.1 | 52.5 | |
| 4. Somewhat better than average | 22.4 | 26.5 | 19.6 | 24.4 | 18.3 | 17.8 | 26.7 | 23.1 | 19.2 | 24.5 | 14.5 | 23.3 | 24.6 | 22.1 | 18.2 | 21.8 | |
| 5. Much better than average | 15.7 | 22.9 | 9.7 | 16.3 | 17.5 | 16.1 | 16.7 | 15.2 | 14.9 | 17.1 | 10.1 | 16.9 | 17.0 | 15.4 | 10.2 | - | |
| <i>Item 21520 Subject T01</i> | <i>N</i> | <i>1786</i> | <i>780</i> | <i>962</i> | <i>1195</i> | <i>175</i> | <i>274</i> | <i>479</i> | <i>632</i> | <i>402</i> | <i>1418</i> | <i>319</i> | <i>853</i> | <i>435</i> | <i>171</i> | <i>245</i> | <i>32</i> |
| D019: What is your current height (in feet and inches) without shoes? | | | | | | | | | | | | | | | | | |
| 01. 4'10" or less | 0.8 | 0.6 | 0.8 | 0.3 | 3.0 | 0.9 | 0.7 | 1.1 | 0.6 | 0.3 | 2.3 | 0.6 | 0.2 | 1.3 | 0.2 | 9.1 | |
| 02. 4'11" | 1.2 | - | 2.2 | 0.5 | 1.6 | 0.9 | 0.1 | 1.6 | 1.8 | 1.1 | 1.0 | 1.3 | 1.1 | 0.7 | 1.4 | - | |
| 03. 5'0" | 1.8 | - | 3.2 | 0.9 | 1.4 | 1.4 | 1.3 | 1.9 | 2.4 | 1.9 | 0.8 | 1.7 | 1.7 | 1.0 | 2.6 | 2.9 | |
| 04. 5'1" | 3.1 | 0.2 | 5.5 | 2.2 | 4.5 | 1.8 | 1.4 | 4.3 | 4.3 | 3.4 | 2.2 | 3.2 | 3.4 | 2.7 | 3.2 | - | |
| 05. 5'2" | 6.3 | 0.3 | 11.0 | 5.1 | 3.6 | 5.9 | 7.5 | 3.9 | 8.7 | 5.6 | 9.3 | 6.5 | 6.9 | 7.0 | 4.3 | 7.8 | |
| 06. 5'3" | 7.4 | 0.9 | 12.9 | 7.3 | 9.1 | 8.8 | 6.3 | 9.3 | 4.5 | 8.0 | 4.8 | 7.5 | 8.6 | 6.7 | 5.2 | 9.1 | |
| 07. 5'4" | 8.0 | 1.2 | 13.7 | 7.9 | 9.0 | 8.0 | 6.7 | 7.9 | 9.7 | 8.2 | 7.9 | 8.7 | 5.9 | 6.6 | 11.5 | 7.0 | |
| 08. 5'5" | 9.2 | 2.9 | 14.5 | 9.2 | 8.2 | 11.9 | 8.6 | 9.9 | 7.0 | 9.9 | 7.4 | 9.6 | 8.4 | 9.6 | 10.3 | 6.3 | |
| 09. 5'6" | 7.8 | 3.6 | 11.5 | 8.1 | 8.5 | 9.3 | 8.6 | 7.3 | 6.8 | 7.0 | 11.3 | 6.5 | 10.9 | 11.6 | 6.2 | 4.7 | |
| 10. 5'7" | 8.0 | 5.5 | 10.1 | 8.3 | 7.9 | 11.3 | 6.3 | 7.9 | 8.1 | 8.2 | 7.1 | 7.7 | 5.8 | 7.6 | 14.5 | - | |
| 11. 5'8" | 7.4 | 7.5 | 7.1 | 7.4 | 4.9 | 4.9 | 7.7 | 6.9 | 9.6 | 8.3 | 4.4 | 8.1 | 6.0 | 7.3 | 7.2 | 1.3 | |
| 12. 5'9" | 6.0 | 9.6 | 3.1 | 5.8 | 9.3 | 5.6 | 5.0 | 6.6 | 6.7 | 6.2 | 5.2 | 6.5 | 5.7 | 5.3 | 3.9 | 9.8 | |
| 13. 5'10" | 7.3 | 12.7 | 3.0 | 8.2 | 6.2 | 8.1 | 7.2 | 6.2 | 8.4 | 7.1 | 6.5 | 8.5 | 6.8 | 4.7 | 6.4 | 9.1 | |
| 14. 5'11" | 7.4 | 14.8 | 1.0 | 8.3 | 5.6 | 7.6 | 11.1 | 5.9 | 5.2 | 7.2 | 8.2 | 7.0 | 8.6 | 6.2 | 6.8 | 8.6 | |
| 15. 6'0" | 6.2 | 13.3 | 0.3 | 7.1 | 5.8 | 6.2 | 7.1 | 6.2 | 5.3 | 5.9 | 8.5 | 6.8 | 6.0 | 6.2 | 4.4 | 12.1 | |
| 16. 6'1" | 4.4 | 9.9 | - | 5.2 | 5.9 | 2.6 | 5.4 | 4.7 | 4.2 | 4.5 | 4.2 | 3.0 | 6.6 | 5.9 | 3.6 | 4.5 | |
| 17. 6'2" | 3.6 | 8.0 | - | 4.2 | 1.8 | 1.8 | 3.6 | 5.1 | 2.3 | 3.6 | 3.6 | 2.9 | 3.7 | 4.9 | 3.9 | 7.8 | |
| 18. 6'3" or more | 4.0 | 9.0 | - | 3.9 | 3.8 | 2.8 | 5.4 | 3.3 | 4.3 | 3.8 | 5.4 | 4.0 | 3.7 | 5.0 | 4.5 | - | |
| <i>Item 22150 Subject T03</i> | <i>N</i> | <i>1806</i> | <i>793</i> | <i>967</i> | <i>1207</i> | <i>179</i> | <i>281</i> | <i>483</i> | <i>638</i> | <i>404</i> | <i>1425</i> | <i>322</i> | <i>860</i> | <i>439</i> | <i>173</i> | <i>249</i> | <i>32</i> |
| D020: What is your current weight (in pounds) without shoes or clothing? | | | | | | | | | | | | | | | | | |
| 01. 100 lbs. or less | 2.7 | 0.8 | 4.1 | 1.9 | 3.9 | 1.0 | 2.2 | 3.6 | 3.0 | 2.6 | 3.0 | 2.1 | 1.4 | 2.0 | 5.8 | - | |
| 02. 101-105 | 3.4 | 0.7 | 5.7 | 2.5 | 3.9 | 1.1 | 3.0 | 3.4 | 5.2 | 3.8 | 1.7 | 4.1 | 3.2 | 3.1 | 1.7 | 4.2 | |
| 03. 106-110 | 3.2 | 0.1 | 5.7 | 3.0 | 2.5 | 3.1 | 3.5 | 3.0 | 3.2 | 3.1 | 3.8 | 2.6 | 4.6 | 1.3 | 4.4 | 1.9 | |
| 04. 111-115 | 5.3 | 0.8 | 8.9 | 4.6 | 2.9 | 5.2 | 5.1 | 4.3 | 7.3 | 5.8 | 2.1 | 7.1 | 3.9 | 2.1 | 4.6 | 5.3 | |
| 05. 116-120 | 6.4 | 1.3 | 10.6 | 6.6 | 5.0 | 4.4 | 7.5 | 6.2 | 6.7 | 6.8 | 4.3 | 6.4 | 6.9 | 9.4 | 5.3 | 1.0 | |
| 06. 121-125 | 5.5 | 2.2 | 8.3 | 5.5 | 4.5 | 6.6 | 4.0 | 6.7 | 4.8 | 5.3 | 7.4 | 5.1 | 8.0 | 5.1 | 4.9 | - | |
| 07. 126-130 | 6.1 | 3.1 | 8.8 | 5.7 | 8.5 | 5.6 | 5.9 | 8.3 | 3.2 | 6.2 | 5.5 | 5.4 | 6.5 | 7.1 | 6.2 | 2.6 | |
| 08. 131-135 | 6.0 | 3.7 | 8.1 | 7.1 | 2.5 | 8.9 | 3.4 | 6.8 | 5.8 | 6.0 | 6.9 | 7.5 | 3.8 | 8.4 | 4.3 | 6.0 | |
| 09. 136-140 | 7.1 | 6.5 | 7.7 | 7.0 | 6.7 | 6.1 | 6.9 | 7.2 | 7.7 | 7.3 | 6.2 | 7.4 | 4.4 | 9.6 | 9.7 | 2.3 | |
| 10. 141-150 | 11.8 | 12.2 | 11.5 | 11.6 | 8.8 | 18.0 | 9.5 | 10.4 | 12.5 | 11.6 | 10.5 | 10.5 | 11.5 | 13.5 | 12.3 | 31.4 | |
| 11. 151-160 | 8.6 | 13.3 | 4.6 | 9.2 | 8.8 | 7.2 | 8.2 | 9.5 | 8.6 | 8.2 | 9.9 | 8.9 | 9.3 | 7.0 | 7.7 | 12.2 | |
| 12. 161-170 | 9.5 | 15.6 | 4.8 | 10.7 | 11.0 | 9.8 | 12.5 | 7.2 | 9.5 | 8.9 | 12.6 | 8.4 | 13.0 | 6.0 | 10.8 | 4.1 | |
| 13. 171-180 | 6.5 | 9.8 | 3.7 | 6.0 | 9.6 | 6.7 | 7.6 | 6.8 | 4.7 | 6.6 | 6.8 | 6.2 | 7.0 | 8.4 | 4.6 | 10.9 | |
| 14. 181-190 | 4.9 | 6.6 | 3.2 | 4.5 | 6.0 | 3.8 | 5.3 | 5.4 | 4.1 | 5.0 | 4.0 | 4.3 | 3.8 | 5.6 | 6.5 | 10.6 | |
| 15. 191-200 | 2.8 | 5.4 | 0.8 | 2.5 | 4.9 | 2.8 | 3.5 | 2.7 | 2.2 | 2.9 | 2.8 | 2.4 | 3.0 | 2.9 | 3.0 | - | |
| 16. 201-210 | 3.4 | 6.5 | 0.7 | 4.1 | 3.5 | 3.0 | 3.4 | 2.8 | 4.5 | 3.5 | 2.6 | 3.8 | 3.9 | 2.6 | 2.8 | - | |
| 17. 211-220 | 2.4 | 3.7 | 1.2 | 2.9 | 1.9 | 1.2 | 3.1 | 2.4 | 2.3 | 2.1 | 4.3 | 2.5 | 2.5 | 2.7 | 1.7 | 1.3 | |
| 18. 221 lbs. or more | 4.5 | 7.9 | 1.8 | 4.6 | 5.1 | 5.5 | 5.4 | 3.4 | 4.6 | 4.3 | 5.6 | 5.6 | 3.4 | 3.0 | 3.8 | 6.1 | |
| <i>Item 22160 Subject T03</i> | <i>N</i> | <i>1787</i> | <i>792</i> | <i>951</i> | <i>1191</i> | <i>179</i> | <i>276</i> | <i>481</i> | <i>627</i> | <i>404</i> | <i>1412</i> | <i>319</i> | <i>851</i> | <i>434</i> | <i>172</i> | <i>247</i> | <i>32</i> |
| D021: Individuals differ in whether or not they disapprove of people doing certain things. Do YOU disapprove of people (who are 18 or older) doing each of the following? | | | | | | | | | | | | | | | | | |

| QUESTIONNAIRE FORM 1 2002 | TOTAL | SEX | | RACE | | REGION | | | | COLLEGE PLANS? | | ILLICIT DRUG USE: LIFETIME | | | | |
|---|---------------|------------|------------|-------------|------------|------------|------------|------------|------------|-------------------|------------|----------------------------|------------------------|--------------|---------------|--------------------|
| | | M | F | White | Black | NE | NC | S | W | Yes | No | None | Mari- juana Only | Few Pills | More Pills | Any Her- oin |
| <i>N (Weighted No. of Cases):</i> | 2251 | 941 | 1110 | 1362 | 233 | 439 | 561 | 749 | 502 | 1595 | 367 | 1021 | 548 | 214 | 325 | 37 |
| <i>% of Weighted Total:</i> | 100.0 | 41.8 | 49.3 | 60.5 | 10.3 | 19.5 | 24.9 | 33.3 | 22.3 | 70.8 | 16.3 | 45.4 | 24.3 | 9.5 | 14.4 | 1.6 |
| D021A: Smoking one or more packs of cigarettes per day | | | | | | | | | | | | | | | | |
| 1. Don't disapprove | 34.0 | 38.9 | 30.0 | 35.3 | 25.8 | 31.8 | 38.1 | 35.1 | 28.8 | 30.5 | 47.3 | 23.7 | 38.5 | 45.5 | 46.6 | 68.8 |
| 2. Disapprove | 36.7 | 33.3 | 40.5 | 36.0 | 37.1 | 38.5 | 35.7 | 35.5 | 38.4 | 38.5 | 30.9 | 40.5 | 36.2 | 35.9 | 28.3 | 19.9 |
| 3. Strongly disapprove | 29.4 | 27.8 | 29.6 | 28.7 | 37.1 | 29.7 | 26.2 | 29.4 | 32.9 | 31.0 | 21.8 | 35.9 | 25.3 | 18.6 | 25.1 | 11.3 |
| <i>Item 8560 Subject A11a</i> | <i>N 1774</i> | <i>771</i> | <i>959</i> | <i>1183</i> | <i>176</i> | <i>269</i> | <i>473</i> | <i>627</i> | <i>406</i> | <i>1408</i> | <i>316</i> | <i>850</i> | <i>429</i> | <i>172</i> | <i>245</i> | <i>28</i> |
| D021B: Trying marijuana once or twice | | | | | | | | | | | | | | | | |
| 1. Don't disapprove | 45.4 | 50.5 | 41.3 | 45.9 | 41.5 | 50.7 | 48.4 | 42.4 | 43.3 | 45.3 | 46.3 | 24.0 | 65.2 | 57.7 | 72.6 | 75.2 |
| 2. Disapprove | 27.5 | 26.2 | 29.0 | 24.5 | 35.7 | 28.5 | 24.1 | 26.9 | 31.5 | 28.0 | 25.3 | 33.1 | 25.8 | 22.1 | 16.0 | 18.9 |
| 3. Strongly disapprove | 27.1 | 23.3 | 29.7 | 29.6 | 22.8 | 20.8 | 27.5 | 30.7 | 25.1 | 26.7 | 28.4 | 42.9 | 9.0 | 20.3 | 11.4 | 5.9 |
| <i>Item 8570 Subject A11a</i> | <i>N 1770</i> | <i>770</i> | <i>957</i> | <i>1182</i> | <i>174</i> | <i>268</i> | <i>471</i> | <i>627</i> | <i>404</i> | <i>1404</i> | <i>316</i> | <i>848</i> | <i>428</i> | <i>171</i> | <i>245</i> | <i>28</i> |
| D021C: Smoking marijuana occasionally | | | | | | | | | | | | | | | | |
| 1. Don't disapprove | 35.2 | 42.3 | 29.3 | 36.3 | 33.6 | 38.6 | 38.0 | 33.8 | 31.7 | 34.2 | 40.1 | 15.0 | 52.0 | 47.5 | 61.6 | 65.0 |
| 2. Disapprove | 27.9 | 24.7 | 30.8 | 24.3 | 40.1 | 30.5 | 26.0 | 26.4 | 30.5 | 28.4 | 25.9 | 31.2 | 29.6 | 23.9 | 18.7 | 17.0 |
| 3. Strongly disapprove | 37.0 | 33.0 | 39.9 | 39.3 | 26.4 | 30.9 | 36.0 | 39.8 | 37.7 | 37.5 | 34.1 | 53.7 | 18.5 | 28.6 | 19.7 | 18.0 |
| <i>Item 8580 Subject A11a</i> | <i>N 1768</i> | <i>767</i> | <i>957</i> | <i>1180</i> | <i>174</i> | <i>267</i> | <i>472</i> | <i>625</i> | <i>405</i> | <i>1401</i> | <i>317</i> | <i>849</i> | <i>427</i> | <i>169</i> | <i>245</i> | <i>28</i> |
| D021D: Smoking marijuana regularly | | | | | | | | | | | | | | | | |
| 1. Don't disapprove | 24.0 | 32.5 | 16.6 | 23.7 | 24.6 | 26.3 | 25.3 | 23.7 | 21.5 | 21.7 | 34.5 | 10.8 | 32.2 | 33.6 | 43.3 | 54.6 |
| 2. Disapprove | 27.7 | 24.4 | 31.1 | 25.2 | 42.0 | 31.3 | 26.6 | 27.3 | 27.4 | 28.1 | 24.5 | 24.7 | 34.2 | 26.9 | 27.0 | 23.9 |
| 3. Strongly disapprove | 48.2 | 43.2 | 52.3 | 51.1 | 33.4 | 42.3 | 48.1 | 49.0 | 51.1 | 50.1 | 41.0 | 64.4 | 33.6 | 39.5 | 29.7 | 21.5 |
| <i>Item 8590 Subject A11a</i> | <i>N 1760</i> | <i>764</i> | <i>952</i> | <i>1174</i> | <i>173</i> | <i>265</i> | <i>469</i> | <i>620</i> | <i>406</i> | <i>1396</i> | <i>315</i> | <i>847</i> | <i>426</i> | <i>169</i> | <i>241</i> | <i>28</i> |
| D021E: Trying cocaine in powder form once or twice | | | | | | | | | | | | | | | | |
| 1. Don't disapprove | 13.7 | 19.3 | 8.5 | 12.6 | 11.8 | 14.0 | 13.2 | 13.1 | 15.0 | 11.4 | 23.1 | 9.0 | 10.6 | 11.1 | 30.6 | 54.3 |
| 2. Disapprove | 25.1 | 23.0 | 27.4 | 23.9 | 25.1 | 26.4 | 24.4 | 23.9 | 27.1 | 25.4 | 23.3 | 24.9 | 25.9 | 24.6 | 26.6 | 27.5 |
| 3. Strongly disapprove | 61.2 | 57.7 | 64.1 | 63.5 | 63.1 | 59.6 | 62.5 | 63.0 | 57.9 | 63.2 | 53.5 | 66.1 | 63.5 | 64.4 | 42.8 | 18.2 |
| <i>Item 23630 Subject A11a</i> | <i>N 1768</i> | <i>766</i> | <i>959</i> | <i>1179</i> | <i>174</i> | <i>267</i> | <i>472</i> | <i>624</i> | <i>405</i> | <i>1402</i> | <i>316</i> | <i>850</i> | <i>427</i> | <i>169</i> | <i>245</i> | <i>28</i> |
| D021F: Taking cocaine powder occasionally | | | | | | | | | | | | | | | | |
| 1. Don't disapprove | 9.5 | 14.5 | 4.8 | 8.2 | 10.6 | 10.0 | 10.1 | 9.4 | 8.8 | 7.2 | 19.6 | 6.7 | 8.2 | 7.4 | 16.8 | 38.8 |
| 2. Disapprove | 22.4 | 23.1 | 22.6 | 21.2 | 23.4 | 23.9 | 21.5 | 20.7 | 25.2 | 22.5 | 21.4 | 21.7 | 21.5 | 18.6 | 31.8 | 22.8 |
| 3. Strongly disapprove | 68.0 | 62.4 | 72.6 | 70.5 | 66.0 | 66.2 | 68.3 | 69.8 | 66.0 | 70.3 | 59.0 | 71.6 | 70.3 | 74.0 | 51.4 | 38.4 |
| <i>Item 23640 Subject A11a</i> | <i>N 1759</i> | <i>760</i> | <i>956</i> | <i>1174</i> | <i>173</i> | <i>265</i> | <i>472</i> | <i>620</i> | <i>403</i> | <i>1397</i> | <i>312</i> | <i>845</i> | <i>426</i> | <i>166</i> | <i>244</i> | <i>28</i> |
| D021G: Taking cocaine powder regularly | | | | | | | | | | | | | | | | |
| 1. Don't disapprove | 8.2 | 12.7 | 3.9 | 6.6 | 9.5 | 8.5 | 8.0 | 8.0 | 8.4 | 6.0 | 18.0 | 6.6 | 6.8 | 7.4 | 10.2 | 33.8 |
| 2. Disapprove | 19.3 | 20.4 | 19.0 | 17.9 | 23.0 | 19.4 | 18.4 | 18.9 | 21.0 | 18.6 | 20.7 | 17.7 | 18.8 | 16.5 | 26.9 | 29.5 |
| 3. Strongly disapprove | 72.5 | 67.0 | 77.1 | 75.6 | 67.5 | 72.1 | 73.6 | 73.1 | 70.7 | 75.4 | 61.3 | 75.7 | 74.4 | 76.1 | 62.9 | 36.7 |
| <i>Item 23650 Subject A11a</i> | <i>N 1758</i> | <i>760</i> | <i>954</i> | <i>1174</i> | <i>173</i> | <i>265</i> | <i>472</i> | <i>618</i> | <i>403</i> | <i>1395</i> | <i>313</i> | <i>847</i> | <i>424</i> | <i>165</i> | <i>244</i> | <i>28</i> |
| D021H: Trying "crack" cocaine once or twice | | | | | | | | | | | | | | | | |
| 1. Don't disapprove | 10.8 | 15.4 | 6.5 | 9.6 | 10.3 | 11.1 | 11.0 | 9.0 | 13.0 | 8.7 | 20.1 | 8.8 | 8.7 | 8.3 | 16.1 | 45.0 |
| 2. Disapprove | 23.6 | 21.1 | 26.4 | 22.6 | 23.4 | 23.2 | 23.4 | 22.9 | 25.4 | 24.0 | 21.3 | 23.2 | 23.4 | 22.3 | 30.1 | 10.0 |
| 3. Strongly disapprove | 65.6 | 63.5 | 67.1 | 67.8 | 66.3 | 65.7 | 65.5 | 68.1 | 61.6 | 67.3 | 58.6 | 68.0 | 67.9 | 69.4 | 53.8 | 45.0 |
| <i>Item 23660 Subject A11a</i> | <i>N 1761</i> | <i>760</i> | <i>958</i> | <i>1176</i> | <i>174</i> | <i>265</i> | <i>472</i> | <i>621</i> | <i>404</i> | <i>1399</i> | <i>313</i> | <i>847</i> | <i>427</i> | <i>165</i> | <i>244</i> | <i>28</i> |
| D021I: Taking "crack" cocaine occasionally | | | | | | | | | | | | | | | | |
| 1. Don't disapprove | 8.4 | 12.8 | 4.0 | 6.9 | 9.6 | 8.4 | 8.8 | 8.1 | 8.2 | 6.3 | 17.1 | 6.6 | 7.4 | 7.4 | 11.4 | 32.2 |
| 2. Disapprove | 20.7 | 20.5 | 21.6 | 19.2 | 22.6 | 21.1 | 20.3 | 19.3 | 23.2 | 20.7 | 21.2 | 20.9 | 20.1 | 17.6 | 24.0 | 20.0 |
| 3. Strongly disapprove | 70.9 | 66.8 | 74.4 | 73.9 | 67.8 | 70.5 | 70.8 | 72.6 | 68.6 | 73.0 | 61.7 | 72.4 | 72.5 | 74.9 | 64.6 | 47.9 |
| <i>Item 23670 Subject A11a</i> | <i>N 1759</i> | <i>761</i> | <i>955</i> | <i>1174</i> | <i>173</i> | <i>263</i> | <i>472</i> | <i>621</i> | <i>403</i> | <i>1398</i> | <i>311</i> | <i>846</i> | <i>426</i> | <i>164</i> | <i>245</i> | <i>28</i> |
| D021J: Taking "crack" cocaine regularly | | | | | | | | | | | | | | | | |
| 1. Don't disapprove | 8.3 | 12.3 | 4.4 | 6.6 | 9.5 | 9.2 | 8.4 | 8.3 | 7.9 | 6.3 | 16.9 | 6.7 | 8.1 | 7.5 | 9.7 | 32.2 |
| 2. Disapprove | 17.7 | 17.6 | 18.4 | 16.4 | 20.9 | 17.7 | 17.0 | 16.7 | 20.0 | 17.6 | 18.4 | 18.0 | 16.7 | 16.3 | 21.4 | 11.6 |
| 3. Strongly disapprove | 73.9 | 70.1 | 77.2 | 77.0 | 69.5 | 73.1 | 74.6 | 75.0 | 72.1 | 76.0 | 64.8 | 75.3 | 75.3 | 76.2 | 68.9 | 56.2 |
| <i>Item 23680 Subject A11a</i> | <i>N 1752</i> | <i>758</i> | <i>951</i> | <i>1169</i> | <i>174</i> | <i>260</i> | <i>469</i> | <i>621</i> | <i>402</i> | <i>1392</i> | <i>310</i> | <i>844</i> | <i>424</i> | <i>163</i> | <i>243</i> | <i>28</i> |

DESCRIPTIVE RESULTS: 2002

101

| QUESTIONNAIRE FORM 1 2002 | TOTAL | SEX | | RACE | | REGION | | | | COLLEGE PLANS? | | ILLICIT DRUG USE: LIFETIME | | | | |
|--|---------------|------------|------------|-------------|------------|------------|------------|------------|------------|-------------------|------------|----------------------------|------------------------|--------------|---------------|--------------------|
| | | M | F | White | Black | NE | NC | S | W | Yes | No | None | Mari- juana Only | Few Pills | More Pills | Any Her- oin |
| <i>N (Weighted No. of Cases):</i> | 2251 | 941 | 1110 | 1362 | 233 | 439 | 561 | 749 | 502 | 1595 | 367 | 1021 | 548 | 214 | 325 | 37 |
| <i>% of Weighted Total:</i> | 100.0 | 41.8 | 49.3 | 60.5 | 10.3 | 19.5 | 24.9 | 33.3 | 22.3 | 70.8 | 16.3 | 45.4 | 24.3 | 9.5 | 14.4 | 1.6 |
| D021K: Trying one or two drinks of an alcoholic beverage (beer, wine, liquor) | | | | | | | | | | | | | | | | |
| 1. Don't disapprove | 70.3 | 70.5 | 70.5 | 74.2 | 52.7 | 74.5 | 73.8 | 66.2 | 69.5 | 71.4 | 66.9 | 60.0 | 77.8 | 85.3 | 83.6 | 70.1 |
| 2. Disapprove | 17.6 | 16.1 | 19.2 | 14.5 | 28.3 | 16.6 | 15.5 | 18.2 | 19.9 | 17.3 | 18.0 | 22.2 | 16.4 | 8.3 | 9.4 | 28.2 |
| 3. Strongly disapprove | 12.1 | 13.4 | 10.3 | 11.3 | 19.0 | 8.8 | 10.6 | 15.5 | 10.6 | 11.3 | 15.1 | 17.7 | 5.9 | 6.4 | 7.0 | 1.7 |
| <i>Item 8710 Subject A11a</i> | <i>N 1763</i> | <i>761</i> | <i>958</i> | <i>1177</i> | <i>171</i> | <i>266</i> | <i>471</i> | <i>622</i> | <i>404</i> | <i>1402</i> | <i>311</i> | <i>850</i> | <i>424</i> | <i>166</i> | <i>245</i> | <i>28</i> |
| D021L: Taking one or two drinks nearly every day | | | | | | | | | | | | | | | | |
| 1. Don't disapprove | 37.0 | 45.8 | 29.8 | 40.4 | 26.7 | 40.2 | 43.4 | 32.8 | 33.8 | 35.3 | 43.8 | 27.4 | 42.3 | 46.4 | 49.7 | 54.6 |
| 2. Disapprove | 37.0 | 31.9 | 41.7 | 35.3 | 42.6 | 38.0 | 34.5 | 39.0 | 36.3 | 38.3 | 31.2 | 37.7 | 36.4 | 39.8 | 37.0 | 25.7 |
| 3. Strongly disapprove | 26.0 | 22.3 | 28.5 | 24.3 | 30.7 | 21.9 | 22.1 | 28.3 | 29.9 | 26.4 | 25.0 | 34.9 | 21.3 | 13.8 | 13.3 | 19.7 |
| <i>Item 8720 Subject A11a</i> | <i>N 1764</i> | <i>761</i> | <i>959</i> | <i>1177</i> | <i>174</i> | <i>266</i> | <i>471</i> | <i>622</i> | <i>405</i> | <i>1400</i> | <i>313</i> | <i>848</i> | <i>426</i> | <i>166</i> | <i>245</i> | <i>28</i> |
| D021M: Taking four or five drinks nearly every day | | | | | | | | | | | | | | | | |
| 1. Don't disapprove | 18.3 | 27.2 | 11.0 | 17.8 | 14.0 | 17.1 | 18.9 | 17.2 | 20.3 | 15.9 | 27.5 | 11.3 | 22.6 | 22.7 | 25.3 | 40.8 |
| 2. Disapprove | 30.8 | 29.7 | 32.1 | 31.3 | 35.2 | 34.4 | 33.5 | 29.7 | 26.8 | 30.2 | 31.4 | 28.2 | 32.8 | 37.0 | 32.8 | 29.0 |
| 3. Strongly disapprove | 50.9 | 43.1 | 56.9 | 50.9 | 50.8 | 48.5 | 47.6 | 53.1 | 52.9 | 53.8 | 41.1 | 60.5 | 44.5 | 40.3 | 41.9 | 30.2 |
| <i>Item 8730 Subject A11a</i> | <i>N 1762</i> | <i>761</i> | <i>957</i> | <i>1176</i> | <i>174</i> | <i>265</i> | <i>472</i> | <i>621</i> | <i>405</i> | <i>1399</i> | <i>313</i> | <i>850</i> | <i>425</i> | <i>166</i> | <i>243</i> | <i>28</i> |
| D021N: Having five or more drinks once or twice each weekend | | | | | | | | | | | | | | | | |
| 1. Don't disapprove | 33.9 | 41.9 | 27.1 | 36.0 | 19.2 | 38.2 | 40.1 | 29.1 | 31.1 | 32.2 | 40.3 | 20.9 | 44.3 | 42.6 | 51.2 | 39.9 |
| 2. Disapprove | 26.4 | 22.8 | 30.1 | 26.5 | 27.9 | 26.9 | 26.8 | 27.4 | 24.1 | 26.3 | 25.6 | 28.6 | 21.1 | 29.4 | 27.3 | 28.6 |
| 3. Strongly disapprove | 39.7 | 35.3 | 42.9 | 37.5 | 52.9 | 34.9 | 33.0 | 43.5 | 44.8 | 41.5 | 34.0 | 50.5 | 34.5 | 27.9 | 21.5 | 31.4 |
| <i>Item 8740 Subject A11a</i> | <i>N 1759</i> | <i>760</i> | <i>955</i> | <i>1174</i> | <i>173</i> | <i>265</i> | <i>470</i> | <i>620</i> | <i>404</i> | <i>1397</i> | <i>312</i> | <i>847</i> | <i>426</i> | <i>165</i> | <i>243</i> | <i>28</i> |

| QUESTIONNAIRE FORM 2 2002 | TOTAL | SEX | | RACE | | REGION | | | | COLLEGE PLANS? | | ILLICIT DRUG USE: LIFETIME | | | | |
|---|---------------|------|------|-------|-------|--------|------|------|------|-------------------|------|----------------------------|------------------------|--------------|---------------|--------------------|
| | | M | F | White | Black | NE | NC | S | W | Yes | No | None | Mari- juana Only | Few Pills | More Pills | Any Her- oin |
| <i>N (Weighted No. of Cases):</i> | 2274 | 1094 | 1070 | 1440 | 231 | 434 | 580 | 760 | 499 | 1689 | 410 | 1026 | 504 | 231 | 394 | 45 |
| <i>% of Weighted Total:</i> | 100.0 | 48.1 | 47.0 | 63.3 | 10.2 | 19.1 | 25.5 | 33.4 | 21.9 | 74.3 | 18.0 | 45.1 | 22.2 | 10.2 | 17.4 | 2.0 |
| A01: Taking all things together, how would you say things are these days—would you say you're very happy, pretty happy, or not too happy these days? | | | | | | | | | | | | | | | | |
| 3. Very happy | 20.7 | 23.1 | 18.5 | 22.8 | 13.4 | 18.1 | 21.4 | 22.0 | 20.1 | 21.9 | 15.0 | 23.1 | 20.1 | 18.8 | 16.9 | 20.5 |
| 2. Pretty happy | 67.1 | 64.9 | 70.4 | 68.7 | 71.9 | 65.3 | 67.6 | 68.0 | 66.9 | 67.1 | 69.2 | 65.5 | 67.1 | 70.1 | 70.6 | 59.1 |
| 1. Not too happy | 12.2 | 12.0 | 11.1 | 8.5 | 14.7 | 16.6 | 11.0 | 10.0 | 13.0 | 11.1 | 15.8 | 11.4 | 12.7 | 11.1 | 12.4 | 20.4 |
| <i>Item 1190 Subject P01, Q01</i> | <i>N</i> 2131 | 1017 | 1020 | 1366 | 216 | 407 | 546 | 713 | 466 | 1608 | 371 | 968 | 471 | 218 | 374 | 41 |
| A02: The next questions ask about the kinds of things you might do. How often do you do each of the following? | | | | | | | | | | | | | | | | |
| A02A: Watch TV | | | | | | | | | | | | | | | | |
| 5. Almost everyday | 69.8 | 74.3 | 64.4 | 67.1 | 81.6 | 70.2 | 69.1 | 71.0 | 68.3 | 69.0 | 69.9 | 70.5 | 72.5 | 66.6 | 67.7 | 57.2 |
| 4. At least once a week | 24.8 | 21.4 | 29.0 | 27.3 | 15.9 | 24.9 | 25.0 | 23.7 | 26.3 | 25.9 | 22.8 | 24.3 | 22.4 | 29.1 | 26.9 | 21.4 |
| 3. Once or twice a month | 3.6 | 2.2 | 5.1 | 3.8 | 0.7 | 3.4 | 2.9 | 4.4 | 3.5 | 3.6 | 3.1 | 3.4 | 3.6 | 3.9 | 3.4 | 9.8 |
| 2. A few times a year | 0.9 | 0.6 | 1.3 | 0.7 | 1.6 | 0.1 | 1.9 | 0.6 | 1.1 | 0.7 | 2.4 | 1.2 | 0.9 | - | 0.6 | 4.1 |
| 1. Never | 0.9 | 1.5 | 0.3 | 1.1 | 0.1 | 1.5 | 1.2 | 0.3 | 0.8 | 0.7 | 1.7 | 0.7 | 0.5 | 0.4 | 1.4 | 7.6 |
| <i>Item 5820 Subject C07</i> | <i>N</i> 2260 | 1089 | 1066 | 1436 | 231 | 432 | 578 | 757 | 493 | 1682 | 406 | 1018 | 502 | 231 | 393 | 45 |
| A02B: Go to movies | | | | | | | | | | | | | | | | |
| 5. Almost everyday | 0.4 | 0.7 | 0.2 | 0.3 | 1.0 | 0.1 | 0.8 | 0.4 | 0.4 | 0.4 | 0.5 | 0.6 | 0.1 | 0.9 | 0.2 | - |
| 4. At least once a week | 8.2 | 8.1 | 7.6 | 7.2 | 6.5 | 7.2 | 8.1 | 8.2 | 9.1 | 8.0 | 8.7 | 9.0 | 9.2 | 4.5 | 7.4 | 1.9 |
| 3. Once or twice a month | 54.3 | 50.7 | 58.1 | 52.9 | 60.7 | 46.3 | 50.2 | 58.4 | 59.6 | 56.4 | 45.7 | 57.1 | 56.4 | 58.5 | 42.2 | 42.8 |
| 2. A few times a year | 34.3 | 37.0 | 32.0 | 36.8 | 30.2 | 42.6 | 37.4 | 31.3 | 28.1 | 33.3 | 38.3 | 30.1 | 32.3 | 33.7 | 48.0 | 39.3 |
| 1. Never | 2.9 | 3.4 | 2.2 | 2.8 | 1.7 | 3.9 | 3.6 | 1.7 | 2.9 | 1.9 | 6.9 | 3.1 | 1.9 | 2.3 | 2.3 | 15.9 |
| <i>Item 5830 Subject C07</i> | <i>N</i> 2262 | 1091 | 1066 | 1435 | 230 | 430 | 579 | 755 | 499 | 1685 | 408 | 1019 | 504 | 231 | 393 | 45 |
| A02C: Go to rock concerts | | | | | | | | | | | | | | | | |
| 5. Almost everyday | 0.4 | 0.6 | 0.1 | 0.3 | 0.4 | 1.0 | 0.6 | 0.3 | - | 0.4 | 0.5 | 0.3 | 0.1 | 0.3 | 0.5 | 6.7 |
| 4. At least once a week | 0.6 | 0.6 | 0.4 | 0.7 | - | 0.4 | 0.4 | 1.2 | - | 0.4 | 1.1 | 0.2 | 0.6 | - | 1.5 | 4.1 |
| 3. Once or twice a month | 4.2 | 5.8 | 2.7 | 5.3 | 0.6 | 6.0 | 4.8 | 4.0 | 2.1 | 4.4 | 3.8 | 2.8 | 3.5 | 4.4 | 8.2 | 6.6 |
| 2. A few times a year | 40.5 | 37.5 | 44.5 | 50.1 | 9.8 | 34.8 | 50.1 | 37.4 | 38.9 | 43.2 | 36.8 | 34.1 | 44.8 | 46.7 | 51.1 | 38.7 |
| 1. Never | 54.3 | 55.6 | 52.3 | 43.6 | 89.3 | 57.7 | 44.1 | 57.1 | 59.1 | 51.6 | 57.7 | 62.6 | 51.1 | 48.6 | 38.7 | 44.0 |
| <i>Item 5845 Subject C07</i> | <i>N</i> 2255 | 1089 | 1060 | 1430 | 229 | 428 | 577 | 754 | 496 | 1679 | 408 | 1018 | 501 | 231 | 391 | 45 |
| A02D: Ride around in a car (or motorcycle) just for fun | | | | | | | | | | | | | | | | |
| 5. Almost everyday | 35.1 | 40.0 | 29.7 | 35.2 | 42.9 | 35.8 | 29.7 | 40.6 | 32.2 | 31.5 | 48.3 | 26.0 | 41.3 | 33.2 | 49.3 | 42.7 |
| 4. At least once a week | 29.5 | 29.6 | 29.5 | 31.3 | 22.1 | 25.8 | 34.7 | 26.9 | 30.5 | 30.6 | 26.6 | 29.0 | 26.3 | 35.2 | 32.0 | 29.4 |
| 3. Once or twice a month | 15.2 | 11.6 | 19.2 | 15.4 | 11.8 | 15.9 | 16.8 | 12.4 | 16.7 | 16.3 | 11.4 | 16.0 | 16.8 | 15.8 | 11.4 | 14.3 |
| 2. A few times a year | 10.4 | 9.6 | 11.3 | 9.7 | 10.9 | 11.5 | 10.4 | 8.6 | 12.4 | 11.2 | 6.9 | 14.8 | 8.8 | 8.1 | 3.6 | 5.3 |
| 1. Never | 9.9 | 9.1 | 10.3 | 8.4 | 12.3 | 11.0 | 8.4 | 11.5 | 8.1 | 10.5 | 6.8 | 14.3 | 6.7 | 7.7 | 3.8 | 8.3 |
| <i>Item 5850 Subject C07</i> | <i>N</i> 2264 | 1092 | 1067 | 1438 | 231 | 432 | 579 | 756 | 497 | 1685 | 410 | 1024 | 502 | 231 | 393 | 45 |
| A02E: Participate in community affairs or volunteer work | | | | | | | | | | | | | | | | |
| 5. Almost everyday | 3.5 | 2.8 | 4.0 | 2.9 | 7.2 | 5.1 | 2.2 | 3.6 | 3.3 | 3.9 | 1.5 | 4.2 | 2.8 | 2.0 | 3.2 | 4.1 |
| 4. At least once a week | 10.9 | 8.8 | 13.8 | 10.7 | 13.4 | 11.3 | 9.3 | 12.5 | 10.1 | 12.0 | 6.6 | 15.2 | 8.9 | 8.5 | 6.0 | 5.2 |
| 3. Once or twice a month | 18.6 | 15.1 | 21.4 | 19.7 | 13.0 | 13.1 | 21.4 | 19.9 | 18.0 | 20.3 | 13.0 | 23.2 | 15.8 | 13.3 | 14.0 | 10.4 |
| 2. A few times a year | 42.4 | 42.6 | 42.0 | 42.5 | 48.5 | 43.2 | 39.1 | 43.4 | 43.9 | 43.3 | 37.0 | 39.7 | 44.6 | 46.2 | 43.1 | 39.8 |
| 1. Never | 24.6 | 30.7 | 18.7 | 24.2 | 17.8 | 27.3 | 28.0 | 20.6 | 24.6 | 20.6 | 42.0 | 17.7 | 27.9 | 30.0 | 33.7 | 40.6 |
| <i>Item 5860 Subject C07, O02</i> | <i>N</i> 2263 | 1088 | 1069 | 1440 | 228 | 432 | 577 | 757 | 497 | 1688 | 406 | 1021 | 504 | 231 | 392 | 45 |
| A02F: Play a musical instrument or sing | | | | | | | | | | | | | | | | |
| 5. Almost everyday | 31.9 | 24.3 | 39.6 | 34.1 | 32.8 | 30.0 | 36.3 | 32.1 | 28.2 | 35.1 | 19.3 | 35.5 | 29.4 | 24.7 | 30.5 | 34.8 |
| 4. At least once a week | 9.4 | 8.3 | 9.9 | 8.6 | 16.5 | 8.3 | 8.0 | 11.6 | 8.7 | 10.0 | 7.5 | 10.4 | 6.4 | 12.5 | 7.9 | 9.8 |
| 3. Once or twice a month | 5.9 | 5.9 | 6.2 | 5.4 | 6.2 | 5.0 | 5.2 | 7.3 | 5.3 | 5.7 | 6.1 | 5.3 | 5.6 | 6.8 | 6.8 | 7.2 |
| 2. A few times a year | 10.2 | 10.2 | 10.2 | 8.2 | 11.0 | 13.6 | 7.8 | 9.2 | 11.5 | 9.9 | 10.6 | 10.7 | 12.7 | 8.2 | 7.6 | 6.0 |
| 1. Never | 42.6 | 51.4 | 34.1 | 43.7 | 33.6 | 43.2 | 42.7 | 39.8 | 46.3 | 39.4 | 56.5 | 38.2 | 46.0 | 47.7 | 47.2 | 42.2 |
| <i>Item 5870 Subject C07</i> | <i>N</i> 2258 | 1089 | 1067 | 1435 | 227 | 431 | 577 | 754 | 496 | 1684 | 406 | 1018 | 503 | 231 | 393 | 44 |

DESCRIPTIVE RESULTS: 2002

103

| QUESTIONNAIRE FORM 2 2002 | TOTAL | SEX | | RACE | | REGION | | | | COLLEGE PLANS? | | ILLICIT DRUG USE: LIFETIME | | | | |
|---|---------------|-------------|-------------|-------------|------------|------------|------------|------------|------------|-------------------|------------|----------------------------|------------------------|--------------|---------------|--------------------|
| | | M | F | White | Black | NE | NC | S | W | Yes | No | None | Mari- juana Only | Few Pills | More Pills | Any Her- oin |
| <i>N (Weighted No. of Cases):</i> | 2274 | 1094 | 1070 | 1440 | 231 | 434 | 580 | 760 | 499 | 1689 | 410 | 1026 | 504 | 231 | 394 | 45 |
| <i>% of Weighted Total:</i> | 100.0 | 48.1 | 47.0 | 63.3 | 10.2 | 19.1 | 25.5 | 33.4 | 21.9 | 74.3 | 18.0 | 45.1 | 22.2 | 10.2 | 17.4 | 2.0 |
| A02G: Do creative writing | | | | | | | | | | | | | | | | |
| 5. Almost everyday | 7.8 | 6.1 | 9.1 | 6.4 | 9.4 | 8.5 | 5.9 | 5.9 | 12.5 | 7.9 | 6.0 | 6.9 | 9.6 | 5.7 | 8.4 | 10.5 |
| 4. At least once a week | 12.2 | 8.7 | 15.9 | 10.7 | 18.5 | 13.2 | 12.2 | 11.3 | 12.7 | 13.0 | 8.7 | 11.4 | 12.1 | 13.7 | 12.5 | 13.7 |
| 3. Once or twice a month | 21.0 | 16.0 | 26.5 | 20.5 | 27.6 | 20.8 | 22.0 | 22.0 | 18.7 | 23.5 | 10.6 | 23.9 | 17.5 | 24.4 | 16.4 | 24.1 |
| 2. A few times a year | 25.8 | 25.6 | 25.9 | 26.0 | 22.3 | 27.3 | 26.1 | 23.3 | 27.7 | 25.8 | 25.3 | 27.6 | 26.7 | 24.9 | 21.4 | 13.2 |
| 1. Never | 33.2 | 43.7 | 22.6 | 36.3 | 22.2 | 30.2 | 33.9 | 37.6 | 28.4 | 29.8 | 49.5 | 30.1 | 34.0 | 31.3 | 41.3 | 38.6 |
| <i>Item 5880 Subject C07</i> | <i>N</i> 2263 | <i>1089</i> | <i>1068</i> | <i>1438</i> | <i>227</i> | <i>432</i> | <i>577</i> | <i>756</i> | <i>499</i> | <i>1686</i> | <i>406</i> | <i>1020</i> | <i>504</i> | <i>230</i> | <i>393</i> | <i>45</i> |
| A02H: Actively participate in sports, athletics or exercising | | | | | | | | | | | | | | | | |
| 5. Almost everyday | 42.4 | 50.1 | 34.8 | 44.6 | 41.8 | 40.1 | 44.9 | 42.6 | 41.4 | 46.9 | 28.7 | 42.4 | 45.5 | 37.9 | 42.0 | 28.5 |
| 4. At least once a week | 24.5 | 24.6 | 24.7 | 24.0 | 22.9 | 27.5 | 22.1 | 22.5 | 27.5 | 23.8 | 24.9 | 23.2 | 26.7 | 28.5 | 24.3 | 23.8 |
| 3. Once or twice a month | 12.9 | 8.8 | 16.7 | 13.0 | 12.1 | 10.8 | 12.1 | 14.2 | 13.7 | 12.0 | 15.8 | 13.3 | 9.9 | 16.9 | 12.9 | 14.9 |
| 2. A few times a year | 11.7 | 9.1 | 14.4 | 10.2 | 15.4 | 12.0 | 9.8 | 12.9 | 11.5 | 10.8 | 14.5 | 12.7 | 10.3 | 9.0 | 12.5 | 8.3 |
| 1. Never | 8.6 | 7.3 | 9.4 | 8.1 | 7.8 | 9.5 | 11.1 | 7.8 | 5.9 | 6.4 | 16.1 | 8.4 | 7.6 | 7.7 | 8.4 | 24.5 |
| <i>Item 5890 Subject C07, T02</i> | <i>N</i> 2264 | <i>1091</i> | <i>1069</i> | <i>1439</i> | <i>228</i> | <i>430</i> | <i>577</i> | <i>759</i> | <i>499</i> | <i>1688</i> | <i>405</i> | <i>1022</i> | <i>504</i> | <i>231</i> | <i>393</i> | <i>44</i> |
| A02I: Do art or craft work | | | | | | | | | | | | | | | | |
| 5. Almost everyday | 12.6 | 10.5 | 14.5 | 11.9 | 10.3 | 16.6 | 11.6 | 9.3 | 15.1 | 12.9 | 10.4 | 11.8 | 12.7 | 12.7 | 12.9 | 13.7 |
| 4. At least once a week | 12.0 | 9.8 | 14.0 | 12.4 | 11.9 | 11.0 | 10.1 | 13.6 | 12.6 | 11.6 | 13.6 | 10.8 | 11.8 | 20.4 | 11.1 | 11.1 |
| 3. Once or twice a month | 20.9 | 16.2 | 26.1 | 21.1 | 15.5 | 16.6 | 24.7 | 21.2 | 19.6 | 21.8 | 17.4 | 22.1 | 20.5 | 19.7 | 19.6 | 17.8 |
| 2. A few times a year | 26.7 | 27.0 | 26.7 | 27.2 | 30.2 | 23.1 | 26.8 | 29.1 | 26.3 | 28.2 | 21.7 | 30.2 | 24.0 | 23.8 | 22.0 | 31.3 |
| 1. Never | 27.9 | 36.5 | 18.7 | 27.3 | 32.0 | 32.7 | 26.8 | 26.8 | 26.4 | 25.5 | 36.9 | 25.1 | 31.0 | 23.5 | 34.3 | 26.1 |
| <i>Item 5900 Subject C07</i> | <i>N</i> 2250 | <i>1088</i> | <i>1058</i> | <i>1435</i> | <i>223</i> | <i>431</i> | <i>574</i> | <i>753</i> | <i>492</i> | <i>1679</i> | <i>404</i> | <i>1014</i> | <i>502</i> | <i>231</i> | <i>390</i> | <i>44</i> |
| A02J: Work around the house, yard, garden, car, etc. | | | | | | | | | | | | | | | | |
| 5. Almost everyday | 23.4 | 19.2 | 27.3 | 21.1 | 32.7 | 19.8 | 19.7 | 25.9 | 27.0 | 21.9 | 27.6 | 24.1 | 21.5 | 25.8 | 21.2 | 35.1 |
| 4. At least once a week | 40.3 | 44.1 | 35.5 | 41.1 | 35.4 | 36.2 | 41.1 | 41.3 | 41.4 | 40.3 | 39.7 | 39.6 | 37.4 | 42.4 | 43.4 | 37.2 |
| 3. Once or twice a month | 21.9 | 23.6 | 21.3 | 23.9 | 14.1 | 25.0 | 23.3 | 19.8 | 20.9 | 22.8 | 19.6 | 22.8 | 23.8 | 18.9 | 22.8 | 15.0 |
| 2. A few times a year | 9.9 | 9.0 | 11.0 | 10.2 | 11.8 | 12.3 | 10.5 | 9.8 | 7.3 | 10.6 | 8.6 | 9.5 | 13.0 | 8.7 | 8.3 | 2.0 |
| 1. Never | 4.5 | 4.1 | 4.9 | 3.7 | 6.0 | 6.7 | 5.3 | 3.2 | 3.5 | 4.5 | 4.5 | 4.0 | 4.3 | 4.3 | 4.3 | 10.6 |
| <i>Item 5910 Subject C07</i> | <i>N</i> 2263 | <i>1089</i> | <i>1069</i> | <i>1438</i> | <i>228</i> | <i>431</i> | <i>575</i> | <i>759</i> | <i>499</i> | <i>1687</i> | <i>406</i> | <i>1021</i> | <i>504</i> | <i>230</i> | <i>392</i> | <i>45</i> |
| A02K: Get together with friends, informally | | | | | | | | | | | | | | | | |
| 5. Almost everyday | 47.3 | 53.4 | 41.9 | 50.4 | 48.3 | 49.9 | 47.5 | 48.5 | 43.2 | 47.9 | 46.0 | 36.8 | 53.5 | 51.7 | 62.0 | 60.0 |
| 4. At least once a week | 40.5 | 36.2 | 44.2 | 41.1 | 33.0 | 37.9 | 41.1 | 40.0 | 42.6 | 40.9 | 39.0 | 46.4 | 35.7 | 39.3 | 33.2 | 30.0 |
| 3. Once or twice a month | 8.2 | 7.2 | 9.2 | 6.5 | 11.1 | 6.2 | 9.4 | 7.2 | 10.1 | 7.9 | 9.1 | 11.4 | 7.6 | 5.0 | 3.8 | 1.6 |
| 2. A few times a year | 3.0 | 2.2 | 3.7 | 1.5 | 5.5 | 4.5 | 1.5 | 3.5 | 2.7 | 2.5 | 3.8 | 4.1 | 2.8 | 2.3 | 0.7 | 4.1 |
| 1. Never | 1.0 | 1.0 | 0.9 | 0.5 | 2.1 | 1.5 | 0.5 | 0.9 | 1.3 | 0.8 | 2.0 | 1.3 | 0.5 | 1.6 | 0.3 | 4.2 |
| <i>Item 5920 Subject C07, M04</i> | <i>N</i> 2259 | <i>1085</i> | <i>1067</i> | <i>1435</i> | <i>227</i> | <i>429</i> | <i>575</i> | <i>756</i> | <i>499</i> | <i>1684</i> | <i>406</i> | <i>1021</i> | <i>501</i> | <i>231</i> | <i>390</i> | <i>45</i> |
| A02L: Go shopping or window-shopping | | | | | | | | | | | | | | | | |
| 5. Almost everyday | 4.6 | 2.5 | 6.2 | 3.0 | 12.6 | 3.8 | 2.5 | 6.0 | 5.6 | 4.0 | 4.7 | 3.4 | 6.8 | 5.8 | 4.3 | 5.5 |
| 4. At least once a week | 31.6 | 21.9 | 41.5 | 28.7 | 36.0 | 29.6 | 33.6 | 31.5 | 31.0 | 31.9 | 30.5 | 32.8 | 32.7 | 33.0 | 27.1 | 26.7 |
| 3. Once or twice a month | 45.7 | 45.0 | 46.7 | 47.6 | 42.1 | 47.9 | 43.6 | 44.3 | 48.3 | 46.8 | 42.3 | 45.9 | 43.2 | 46.3 | 49.2 | 32.3 |
| 2. A few times a year | 14.1 | 23.7 | 4.6 | 16.1 | 7.8 | 14.0 | 15.0 | 15.0 | 11.7 | 13.7 | 15.2 | 13.6 | 13.3 | 9.7 | 17.6 | 19.5 |
| 1. Never | 4.1 | 7.0 | 1.1 | 4.6 | 1.5 | 4.7 | 5.3 | 3.2 | 3.4 | 3.5 | 7.3 | 4.3 | 4.0 | 5.1 | 1.8 | 16.0 |
| <i>Item 5930 Subject C07, F01</i> | <i>N</i> 2252 | <i>1083</i> | <i>1064</i> | <i>1436</i> | <i>224</i> | <i>427</i> | <i>577</i> | <i>753</i> | <i>495</i> | <i>1678</i> | <i>403</i> | <i>1014</i> | <i>501</i> | <i>231</i> | <i>392</i> | <i>45</i> |
| A02M: Spend at least an hour of leisure time alone | | | | | | | | | | | | | | | | |
| 5. Almost everyday | 40.5 | 44.2 | 36.1 | 39.5 | 48.7 | 40.1 | 42.3 | 38.4 | 42.2 | 42.9 | 33.3 | 38.3 | 41.2 | 39.8 | 46.2 | 50.4 |
| 4. At least once a week | 32.3 | 30.3 | 34.7 | 33.3 | 28.0 | 29.9 | 33.4 | 33.0 | 32.2 | 32.9 | 30.0 | 33.5 | 33.0 | 29.0 | 30.3 | 25.1 |
| 3. Once or twice a month | 13.3 | 11.7 | 15.6 | 13.6 | 11.0 | 14.8 | 12.8 | 12.2 | 14.4 | 12.5 | 16.4 | 13.1 | 12.4 | 16.9 | 13.5 | 7.4 |
| 2. A few times a year | 8.4 | 8.3 | 8.4 | 8.9 | 5.4 | 8.6 | 7.5 | 9.2 | 7.9 | 7.7 | 9.9 | 9.1 | 7.7 | 9.7 | 6.2 | 5.1 |
| 1. Never | 5.4 | 5.6 | 5.1 | 4.7 | 6.8 | 6.6 | 4.0 | 7.3 | 3.3 | 3.9 | 10.4 | 6.0 | 5.7 | 4.6 | 3.8 | 12.0 |
| <i>Item 5940 Subject C07</i> | <i>N</i> 2262 | <i>1090</i> | <i>1067</i> | <i>1436</i> | <i>227</i> | <i>431</i> | <i>576</i> | <i>758</i> | <i>498</i> | <i>1685</i> | <i>406</i> | <i>1020</i> | <i>503</i> | <i>231</i> | <i>392</i> | <i>45</i> |
| A02N: Read books, magazines, or newspapers | | | | | | | | | | | | | | | | |
| 5. Almost everyday | 33.0 | 32.5 | 33.9 | 33.4 | 33.8 | 38.2 | 33.2 | 29.0 | 34.2 | 36.1 | 23.3 | 34.1 | 33.0 | 32.2 | 32.9 | 26.6 |
| 4. At least once a week | 35.6 | 32.9 | 38.5 | 34.2 | 37.1 | 29.7 | 38.2 | 35.4 | 37.9 | 36.4 | 30.2 | 36.6 | 36.0 | 36.6 | 34.4 | 17.7 |
| 3. Once or twice a month | 20.2 | 20.1 | 19.6 | 21.5 | 17.2 | 19.9 | 18.8 | 21.6 | 19.9 | 18.9 | 24.4 | 17.7 | 22.6 | 19.6 | 21.5 | 29.6 |
| 2. A few times a year | 6.9 | 7.8 | 6.0 | 6.5 | 5.6 | 7.9 | 6.0 | 7.8 | 5.6 | 5.6 | 12.1 | 8.1 | 4.7 | 6.3 | 6.2 | 6.7 |
| 1. Never | 4.4 | 6.7 | 2.1 | 4.4 | 6.3 | 4.2 | 3.8 | 6.2 | 2.4 | 2.9 | 10.0 | 3.5 | 3.8 | 5.3 | 5.0 | 19.3 |
| <i>Item 5950 Subject C07</i> | <i>N</i> 2262 | <i>1088</i> | <i>1069</i> | <i>1437</i> | <i>228</i> | <i>431</i> | <i>576</i> | <i>759</i> | <i>497</i> | <i>1686</i> | <i>406</i> | <i>1021</i> | <i>504</i> | <i>230</i> | <i>392</i> | <i>45</i> |

| QUESTIONNAIRE FORM 2 2002 | TOTAL | SEX | | RACE | | REGION | | | | COLLEGE PLANS? | | ILLICIT DRUG USE: LIFETIME | | | | | |
|--|----------|-------------|-------------|-------------|-------------|------------|------------|------------|------------|-------------------|-------------|----------------------------|------------------------|--------------|---------------|--------------------|-----------|
| | | M | F | White | Black | NE | NC | S | W | Yes | No | None | Mari- juana Only | Few Pills | More Pills | Any Her- oin | |
| <i>N (Weighted No. of Cases):</i> | 2274 | 1094 | 1070 | 1440 | 231 | 434 | 580 | 760 | 499 | 1689 | 410 | 1026 | 504 | 231 | 394 | 45 | |
| <i>% of Weighted Total:</i> | 100.0 | 48.1 | 47.0 | 63.3 | 10.2 | 19.1 | 25.5 | 33.4 | 21.9 | 74.3 | 18.0 | 45.1 | 22.2 | 10.2 | 17.4 | 2.0 | |
| A02O: Go to taverns, bars or nightclubs | | | | | | | | | | | | | | | | | |
| 5. Almost everyday | 1.8 | 2.6 | 0.8 | 1.6 | 0.4 | 2.8 | 2.3 | 1.1 | 1.3 | 1.4 | 2.9 | 1.3 | 1.3 | 2.2 | 0.9 | 21.6 | |
| 4. At least once a week | 9.5 | 9.4 | 9.0 | 8.4 | 11.7 | 10.3 | 8.5 | 12.2 | 5.6 | 9.1 | 10.8 | 4.4 | 13.8 | 12.3 | 14.2 | 24.6 | |
| 3. Once or twice a month | 18.7 | 16.8 | 19.2 | 16.9 | 22.2 | 18.6 | 18.7 | 21.1 | 15.3 | 17.6 | 19.6 | 11.6 | 23.4 | 22.9 | 27.2 | 8.0 | |
| 2. A few times a year | 23.7 | 24.8 | 22.9 | 25.3 | 19.2 | 24.9 | 26.0 | 20.7 | 24.3 | 24.8 | 21.9 | 21.6 | 24.4 | 26.7 | 26.6 | 21.9 | |
| 1. Never | 46.4 | 46.4 | 48.1 | 47.9 | 46.6 | 43.3 | 44.4 | 44.9 | 53.5 | 47.0 | 44.8 | 61.1 | 37.1 | 35.9 | 31.1 | 24.0 | |
| <i>Item 5960 Subject C07</i> | <i>N</i> | <i>2264</i> | <i>1091</i> | <i>1067</i> | <i>1439</i> | <i>226</i> | <i>431</i> | <i>576</i> | <i>759</i> | <i>498</i> | <i>1686</i> | <i>406</i> | <i>1021</i> | <i>504</i> | <i>230</i> | <i>393</i> | <i>45</i> |
| A02P: Go to parties or other social affairs | | | | | | | | | | | | | | | | | |
| 5. Almost everyday | 3.9 | 5.4 | 2.5 | 4.3 | 4.0 | 3.6 | 3.7 | 4.8 | 3.0 | 3.4 | 5.2 | 2.6 | 4.9 | 3.5 | 5.2 | 17.0 | |
| 4. At least once a week | 32.5 | 34.9 | 29.9 | 35.8 | 21.3 | 33.7 | 40.4 | 31.6 | 24.0 | 34.1 | 29.1 | 21.1 | 39.1 | 39.9 | 49.4 | 44.7 | |
| 3. Once or twice a month | 35.0 | 32.1 | 37.5 | 34.4 | 37.7 | 34.4 | 34.4 | 32.2 | 40.6 | 34.4 | 34.4 | 35.3 | 34.8 | 36.4 | 33.1 | 21.8 | |
| 2. A few times a year | 22.4 | 21.0 | 24.1 | 19.7 | 32.1 | 22.4 | 15.0 | 24.4 | 28.0 | 22.5 | 22.4 | 31.4 | 18.0 | 16.0 | 9.9 | 11.0 | |
| 1. Never | 6.1 | 6.6 | 6.0 | 5.9 | 4.9 | 6.0 | 6.5 | 7.1 | 4.5 | 5.6 | 8.9 | 9.6 | 3.3 | 4.2 | 2.4 | 5.4 | |
| <i>Item 5970 Subject C07</i> | <i>N</i> | <i>2261</i> | <i>1088</i> | <i>1068</i> | <i>1437</i> | <i>227</i> | <i>430</i> | <i>574</i> | <i>759</i> | <i>499</i> | <i>1686</i> | <i>404</i> | <i>1022</i> | <i>503</i> | <i>231</i> | <i>391</i> | <i>45</i> |
| A02Q: Go to video arcades | | | | | | | | | | | | | | | | | |
| 5. Almost everyday | 1.2 | 2.2 | 0.2 | 0.7 | 1.3 | 2.0 | 1.2 | 0.6 | 1.3 | 0.8 | 2.7 | 1.1 | 0.7 | 2.4 | 1.3 | 2.0 | |
| 4. At least once a week | 3.0 | 4.6 | 1.2 | 1.7 | 4.5 | 2.9 | 2.6 | 2.6 | 4.1 | 2.7 | 2.7 | 2.9 | 4.5 | 1.3 | 2.7 | - | |
| 3. Once or twice a month | 10.2 | 14.9 | 5.7 | 8.1 | 9.8 | 8.3 | 9.1 | 8.8 | 15.1 | 9.2 | 12.8 | 11.1 | 8.7 | 6.3 | 10.0 | 18.0 | |
| 2. A few times a year | 31.6 | 37.6 | 25.8 | 29.9 | 43.3 | 29.7 | 30.6 | 33.5 | 31.6 | 31.2 | 33.8 | 29.9 | 32.0 | 33.5 | 32.6 | 34.4 | |
| 1. Never | 54.0 | 40.9 | 67.0 | 59.7 | 41.2 | 57.1 | 56.5 | 54.4 | 48.0 | 56.1 | 48.0 | 55.0 | 54.1 | 56.5 | 53.4 | 45.7 | |
| <i>Item 29620 Subject C07</i> | <i>N</i> | <i>2260</i> | <i>1088</i> | <i>1066</i> | <i>1440</i> | <i>228</i> | <i>431</i> | <i>574</i> | <i>757</i> | <i>499</i> | <i>1685</i> | <i>404</i> | <i>1019</i> | <i>503</i> | <i>231</i> | <i>393</i> | <i>45</i> |
| A03: How much do you agree or disagree with each of the following statements? | | | | | | | | | | | | | | | | | |
| A03A: In the United States, we put too much emphasis on making profits and not enough on human well-being | | | | | | | | | | | | | | | | | |
| 1. Disagree | 5.4 | 8.7 | 1.8 | 4.6 | 5.0 | 4.7 | 7.6 | 2.7 | 7.5 | 4.7 | 6.8 | 5.5 | 4.2 | 4.7 | 6.0 | 12.4 | |
| 2. Mostly disagree | 8.6 | 10.8 | 6.2 | 9.3 | 5.5 | 7.8 | 7.9 | 8.7 | 9.9 | 9.7 | 4.8 | 8.6 | 8.3 | 11.5 | 8.0 | 5.2 | |
| 3. Neither | 23.7 | 23.5 | 23.5 | 24.6 | 18.0 | 24.6 | 23.8 | 24.2 | 22.2 | 22.1 | 28.5 | 23.7 | 23.4 | 25.1 | 22.5 | 30.9 | |
| 4. Mostly agree | 42.0 | 38.8 | 46.4 | 43.9 | 39.2 | 41.8 | 41.1 | 45.4 | 38.2 | 43.7 | 38.8 | 44.0 | 41.7 | 38.7 | 42.7 | 19.8 | |
| 5. Agree | 20.3 | 18.1 | 22.1 | 17.5 | 32.2 | 21.0 | 19.5 | 19.1 | 22.3 | 19.8 | 21.1 | 18.2 | 22.4 | 20.0 | 20.8 | 31.7 | |
| <i>Item 5990 Subject F03, O03</i> | <i>N</i> | <i>2250</i> | <i>1087</i> | <i>1062</i> | <i>1433</i> | <i>227</i> | <i>429</i> | <i>577</i> | <i>751</i> | <i>493</i> | <i>1676</i> | <i>409</i> | <i>1019</i> | <i>497</i> | <i>231</i> | <i>391</i> | <i>45</i> |
| A03B: People are too much concerned with material things these days | | | | | | | | | | | | | | | | | |
| 1. Disagree | 2.5 | 3.4 | 1.3 | 2.2 | 1.2 | 1.7 | 3.9 | 1.5 | 3.2 | 2.3 | 3.5 | 2.8 | 0.9 | 2.4 | 3.1 | 10.6 | |
| 2. Mostly disagree | 4.3 | 5.6 | 2.9 | 4.4 | 5.0 | 4.6 | 5.2 | 3.8 | 3.6 | 4.0 | 4.6 | 4.6 | 2.6 | 4.9 | 5.9 | - | |
| 3. Neither | 10.8 | 14.1 | 7.6 | 11.7 | 8.7 | 9.5 | 14.1 | 8.7 | 11.1 | 9.9 | 13.6 | 9.7 | 10.5 | 12.8 | 10.9 | 19.2 | |
| 4. Mostly agree | 37.8 | 39.4 | 36.5 | 40.0 | 29.5 | 42.0 | 37.1 | 37.3 | 35.9 | 38.3 | 35.1 | 39.5 | 38.5 | 37.2 | 33.9 | 28.8 | |
| 5. Agree | 44.6 | 37.6 | 51.7 | 41.7 | 55.5 | 42.2 | 39.7 | 48.7 | 46.3 | 45.5 | 43.2 | 43.4 | 47.5 | 42.6 | 46.2 | 41.4 | |
| <i>Item 6000 Subject F02</i> | <i>N</i> | <i>2250</i> | <i>1085</i> | <i>1062</i> | <i>1429</i> | <i>229</i> | <i>428</i> | <i>574</i> | <i>756</i> | <i>492</i> | <i>1673</i> | <i>409</i> | <i>1019</i> | <i>497</i> | <i>231</i> | <i>390</i> | <i>45</i> |
| A03C: Since it helps the economy to grow, people should be encouraged to buy more | | | | | | | | | | | | | | | | | |
| 1. Disagree | 9.8 | 9.7 | 9.6 | 8.3 | 17.0 | 12.5 | 8.1 | 8.4 | 11.5 | 8.8 | 12.5 | 8.3 | 9.4 | 9.3 | 11.7 | 24.3 | |
| 2. Mostly disagree | 15.8 | 12.0 | 19.8 | 16.7 | 12.4 | 15.2 | 15.4 | 16.5 | 15.5 | 16.0 | 15.7 | 18.2 | 14.2 | 12.7 | 13.1 | 16.0 | |
| 3. Neither | 37.8 | 35.2 | 40.4 | 38.5 | 39.8 | 38.8 | 38.7 | 37.8 | 36.0 | 39.0 | 34.1 | 38.2 | 42.7 | 34.0 | 35.8 | 25.7 | |
| 4. Mostly agree | 23.9 | 26.2 | 22.2 | 25.5 | 17.1 | 22.4 | 25.2 | 25.0 | 22.1 | 24.8 | 22.1 | 22.7 | 22.7 | 30.3 | 25.7 | 26.5 | |
| 5. Agree | 12.7 | 17.0 | 8.0 | 11.1 | 13.6 | 11.1 | 12.5 | 12.2 | 14.9 | 11.3 | 15.6 | 12.5 | 10.9 | 13.7 | 13.7 | 7.5 | |
| <i>Item 6010 Subject F02</i> | <i>N</i> | <i>2236</i> | <i>1077</i> | <i>1058</i> | <i>1420</i> | <i>227</i> | <i>424</i> | <i>570</i> | <i>751</i> | <i>490</i> | <i>1662</i> | <i>406</i> | <i>1014</i> | <i>492</i> | <i>229</i> | <i>389</i> | <i>44</i> |
| A03D: There is nothing wrong with advertising that gets people to buy things they don't really need | | | | | | | | | | | | | | | | | |
| 1. Disagree | 18.3 | 15.7 | 20.3 | 18.5 | 19.3 | 19.8 | 17.5 | 17.9 | 18.3 | 17.5 | 18.6 | 17.3 | 18.2 | 18.8 | 20.1 | 18.7 | |
| 2. Mostly disagree | 21.0 | 19.2 | 24.0 | 23.0 | 14.3 | 19.7 | 19.4 | 21.4 | 23.4 | 22.3 | 18.5 | 25.0 | 20.4 | 15.8 | 16.6 | 21.9 | |
| 3. Neither | 22.9 | 22.6 | 23.6 | 24.0 | 19.8 | 25.3 | 26.0 | 21.4 | 19.6 | 22.2 | 25.5 | 21.0 | 24.1 | 25.1 | 23.4 | 33.3 | |
| 4. Mostly agree | 21.8 | 23.5 | 19.9 | 20.7 | 23.8 | 20.7 | 20.1 | 23.2 | 22.6 | 21.8 | 19.7 | 20.3 | 21.3 | 24.1 | 24.2 | 18.9 | |
| 5. Agree | 16.0 | 19.0 | 12.3 | 13.8 | 22.8 | 14.4 | 17.0 | 16.0 | 16.1 | 16.2 | 17.7 | 16.4 | 16.1 | 16.3 | 15.6 | 7.1 | |
| <i>Item 6020 Subject F02</i> | <i>N</i> | <i>2245</i> | <i>1086</i> | <i>1057</i> | <i>1430</i> | <i>225</i> | <i>428</i> | <i>576</i> | <i>750</i> | <i>491</i> | <i>1669</i> | <i>409</i> | <i>1016</i> | <i>494</i> | <i>230</i> | <i>391</i> | <i>44</i> |

| QUESTIONNAIRE FORM 2 2002 | TOTAL | SEX | | RACE | | REGION | | | | COLLEGE PLANS? | | ILLICIT DRUG USE: LIFETIME | | | | |
|--|---------------|------|------|-------|-------|--------|------|------|------|-------------------|------|----------------------------|------------------------|--------------|---------------|--------------------|
| | | M | F | White | Black | NE | NC | S | W | Yes | No | None | Mari- juana Only | Few Pills | More Pills | Any Her- oin |
| <i>N (Weighted No. of Cases):</i> | 2274 | 1094 | 1070 | 1440 | 231 | 434 | 580 | 760 | 499 | 1689 | 410 | 1026 | 504 | 231 | 394 | 45 |
| <i>% of Weighted Total:</i> | 100.0 | 48.1 | 47.0 | 63.3 | 10.2 | 19.1 | 25.5 | 33.4 | 21.9 | 74.3 | 18.0 | 45.1 | 22.2 | 10.2 | 17.4 | 2.0 |
| A03E: There will probably be more shortages in the future, so Americans will have to learn how to be happy with fewer "things" | | | | | | | | | | | | | | | | |
| 1. Disagree | 10.5 | 13.5 | 6.9 | 9.4 | 12.2 | 9.2 | 11.9 | 8.8 | 12.4 | 9.5 | 13.6 | 9.7 | 9.6 | 10.6 | 11.2 | 21.1 |
| 2. Mostly disagree | 12.4 | 12.9 | 11.5 | 13.2 | 9.5 | 11.6 | 13.3 | 12.4 | 12.1 | 13.2 | 10.3 | 12.5 | 12.5 | 12.4 | 11.1 | 15.5 |
| 3. Neither | 27.6 | 24.4 | 30.4 | 28.2 | 23.9 | 29.2 | 28.4 | 26.9 | 26.6 | 27.7 | 27.1 | 26.0 | 28.6 | 26.1 | 31.5 | 23.4 |
| 4. Mostly agree | 26.3 | 25.8 | 27.9 | 27.2 | 23.5 | 28.3 | 26.3 | 25.4 | 25.7 | 25.8 | 28.8 | 27.9 | 25.5 | 29.2 | 23.6 | 21.0 |
| 5. Agree | 23.3 | 23.3 | 23.3 | 22.0 | 30.9 | 21.6 | 20.2 | 26.6 | 23.2 | 23.8 | 20.3 | 23.9 | 23.8 | 21.7 | 22.7 | 19.0 |
| <i>Item 6030 Subject F02</i> | <i>N</i> 2252 | 1086 | 1063 | 1434 | 227 | 428 | 577 | 754 | 493 | 1678 | 407 | 1022 | 496 | 231 | 391 | 44 |
| A04: The next questions ask for your opinions on the effects of using certain drugs and other substances. How much do you think people risk harming themselves (physically or in other ways), if they . . . | | | | | | | | | | | | | | | | |
| A04A: Smoke one or more packs of cigarettes per day | | | | | | | | | | | | | | | | |
| 1. No risk | 3.9 | 4.4 | 2.7 | 2.9 | 6.3 | 4.2 | 4.4 | 3.3 | 3.9 | 2.9 | 7.2 | 4.5 | 2.9 | 2.1 | 2.8 | 13.5 |
| 2. Slight risk | 3.5 | 3.8 | 3.3 | 4.0 | 1.8 | 2.8 | 2.6 | 5.1 | 2.9 | 2.9 | 5.4 | 2.6 | 3.4 | 3.8 | 5.1 | 4.2 |
| 3. Moderate risk | 16.0 | 19.6 | 12.9 | 19.0 | 5.5 | 15.3 | 20.6 | 14.9 | 13.0 | 14.8 | 22.0 | 13.4 | 15.4 | 18.8 | 22.9 | 23.5 |
| 4. Great risk | 74.7 | 69.9 | 79.8 | 73.2 | 80.9 | 75.5 | 71.3 | 74.6 | 78.1 | 77.7 | 62.5 | 77.6 | 77.1 | 72.0 | 69.2 | 45.0 |
| 5. Can't say, drug unfamiliar | 1.9 | 2.4 | 1.3 | 0.9 | 5.6 | 2.2 | 1.1 | 2.2 | 2.0 | 1.7 | 2.9 | 1.9 | 1.2 | 3.2 | - | 13.8 |
| <i>Item 12360 Subject A14a</i> | <i>N</i> 2255 | 1086 | 1064 | 1434 | 227 | 430 | 577 | 755 | 493 | 1677 | 408 | 1021 | 497 | 231 | 392 | 45 |
| A04B: Try marijuana once or twice | | | | | | | | | | | | | | | | |
| 1. No risk | 36.7 | 45.5 | 27.8 | 39.1 | 30.4 | 39.7 | 39.1 | 34.8 | 34.3 | 36.6 | 40.0 | 19.6 | 51.3 | 41.4 | 58.2 | 62.8 |
| 2. Slight risk | 31.7 | 27.4 | 36.8 | 34.0 | 32.8 | 30.2 | 30.8 | 33.3 | 31.4 | 33.3 | 26.1 | 32.6 | 32.1 | 34.1 | 30.7 | 12.3 |
| 3. Moderate risk | 14.0 | 11.0 | 16.8 | 13.3 | 12.1 | 15.9 | 13.8 | 12.9 | 14.5 | 13.7 | 14.2 | 19.8 | 8.1 | 15.0 | 6.7 | 6.1 |
| 4. Great risk | 14.0 | 12.7 | 15.2 | 10.8 | 17.2 | 10.6 | 13.3 | 15.4 | 15.7 | 13.8 | 13.4 | 23.2 | 7.5 | 4.5 | 4.0 | 5.5 |
| 5. Can't say, drug unfamiliar | 3.5 | 3.4 | 3.3 | 2.7 | 7.4 | 3.5 | 3.0 | 3.6 | 4.1 | 2.6 | 6.4 | 4.8 | 1.0 | 5.1 | 0.4 | 13.3 |
| <i>Item 12370 Subject A14a</i> | <i>N</i> 2251 | 1085 | 1062 | 1431 | 228 | 430 | 576 | 755 | 491 | 1674 | 408 | 1020 | 495 | 231 | 391 | 45 |
| A04C: Smoke marijuana occasionally | | | | | | | | | | | | | | | | |
| 1. No risk | 15.4 | 19.5 | 10.7 | 15.8 | 13.6 | 15.9 | 16.5 | 13.9 | 15.9 | 14.1 | 21.1 | 6.0 | 19.7 | 17.2 | 31.0 | 41.9 |
| 2. Slight risk | 26.9 | 29.6 | 24.3 | 30.3 | 21.9 | 31.5 | 29.6 | 26.1 | 21.2 | 28.0 | 22.1 | 17.8 | 34.8 | 32.0 | 37.7 | 21.8 |
| 3. Moderate risk | 31.8 | 28.3 | 36.0 | 33.5 | 27.1 | 30.5 | 31.4 | 31.4 | 33.8 | 33.5 | 27.9 | 35.7 | 31.2 | 33.1 | 25.1 | 17.5 |
| 4. Great risk | 22.5 | 19.2 | 25.9 | 17.6 | 30.7 | 18.9 | 19.4 | 24.9 | 25.5 | 21.9 | 22.7 | 36.0 | 13.1 | 12.9 | 5.3 | 8.0 |
| 5. Can't say, drug unfamiliar | 3.5 | 3.4 | 3.1 | 2.8 | 6.8 | 3.2 | 3.1 | 3.8 | 3.7 | 2.5 | 6.2 | 4.6 | 1.2 | 4.8 | 0.8 | 10.9 |
| <i>Item 12380 Subject A14a</i> | <i>N</i> 2249 | 1087 | 1060 | 1431 | 226 | 427 | 577 | 752 | 493 | 1672 | 409 | 1017 | 496 | 231 | 392 | 45 |
| A04D: Smoke marijuana regularly | | | | | | | | | | | | | | | | |
| 1. No risk | 7.9 | 9.9 | 5.0 | 6.6 | 11.3 | 6.4 | 8.2 | 8.2 | 8.5 | 6.1 | 14.0 | 5.0 | 9.5 | 6.8 | 12.4 | 16.6 |
| 2. Slight risk | 12.4 | 15.6 | 9.1 | 14.0 | 9.5 | 14.8 | 15.1 | 9.8 | 11.2 | 12.5 | 12.9 | 3.5 | 15.3 | 19.2 | 27.2 | 21.9 |
| 3. Moderate risk | 21.8 | 23.5 | 20.8 | 24.3 | 18.5 | 26.1 | 20.5 | 21.5 | 20.2 | 23.0 | 18.2 | 16.7 | 29.7 | 24.4 | 24.1 | 28.0 |
| 4. Great risk | 53.7 | 46.6 | 61.7 | 52.3 | 53.1 | 49.3 | 52.2 | 56.2 | 55.2 | 55.4 | 47.8 | 69.2 | 43.9 | 44.7 | 35.0 | 22.6 |
| 5. Can't say, drug unfamiliar | 4.1 | 4.3 | 3.4 | 2.8 | 7.6 | 3.4 | 4.0 | 4.1 | 4.9 | 3.0 | 7.2 | 5.6 | 1.7 | 4.9 | 1.3 | 10.9 |
| <i>Item 12390 Subject A14a</i> | <i>N</i> 2237 | 1080 | 1053 | 1421 | 224 | 426 | 576 | 747 | 487 | 1665 | 403 | 1009 | 495 | 230 | 389 | 45 |
| A04E: Try one or two drinks of an alcoholic beverage (beer, wine, liquor) | | | | | | | | | | | | | | | | |
| 1. No risk | 42.5 | 48.9 | 35.5 | 48.1 | 28.1 | 45.6 | 49.8 | 40.3 | 34.8 | 44.0 | 38.8 | 31.2 | 50.9 | 44.9 | 59.0 | 55.2 |
| 2. Slight risk | 35.5 | 30.7 | 41.3 | 34.6 | 41.4 | 32.7 | 31.9 | 35.0 | 42.8 | 36.4 | 34.9 | 40.2 | 29.9 | 36.1 | 32.7 | 21.9 |
| 3. Moderate risk | 12.3 | 9.4 | 15.2 | 10.8 | 13.7 | 13.5 | 10.8 | 12.4 | 12.8 | 11.1 | 13.5 | 16.3 | 11.5 | 9.3 | 5.2 | 7.8 |
| 4. Great risk | 7.8 | 8.2 | 7.5 | 5.4 | 14.2 | 5.8 | 6.3 | 10.2 | 7.6 | 6.9 | 10.5 | 10.5 | 6.3 | 6.7 | 2.7 | 7.1 |
| 5. Can't say, drug unfamiliar | 1.9 | 2.9 | 0.5 | 1.2 | 2.5 | 2.3 | 1.2 | 2.1 | 2.0 | 1.7 | 2.2 | 1.8 | 1.4 | 3.1 | 0.4 | 8.0 |
| <i>Item 12510 Subject A14a</i> | <i>N</i> 2247 | 1086 | 1058 | 1432 | 222 | 428 | 574 | 751 | 493 | 1671 | 408 | 1020 | 495 | 229 | 391 | 45 |
| A04F: Take one or two drinks nearly every day | | | | | | | | | | | | | | | | |
| 1. No risk | 10.0 | 14.0 | 5.3 | 10.3 | 8.2 | 10.5 | 9.7 | 10.0 | 9.8 | 8.4 | 14.6 | 8.1 | 9.8 | 10.9 | 12.9 | 21.9 |
| 2. Slight risk | 21.7 | 26.6 | 16.2 | 24.7 | 16.4 | 21.4 | 24.4 | 22.6 | 17.3 | 21.3 | 23.9 | 15.7 | 25.3 | 24.4 | 29.9 | 28.7 |
| 3. Moderate risk | 36.3 | 34.6 | 38.8 | 38.3 | 28.7 | 35.0 | 39.7 | 34.0 | 36.9 | 38.3 | 31.3 | 36.6 | 35.9 | 36.0 | 38.9 | 20.1 |
| 4. Great risk | 30.2 | 22.2 | 39.0 | 25.9 | 42.0 | 31.3 | 25.1 | 31.0 | 34.2 | 30.5 | 27.9 | 37.5 | 27.7 | 26.4 | 17.9 | 21.1 |
| 5. Can't say, drug unfamiliar | 1.8 | 2.6 | 0.8 | 0.8 | 4.8 | 1.8 | 1.0 | 2.4 | 1.8 | 1.5 | 2.3 | 2.1 | 1.3 | 2.2 | 0.4 | 8.2 |
| <i>Item 12520 Subject A14a</i> | <i>N</i> 2248 | 1084 | 1060 | 1429 | 226 | 430 | 576 | 753 | 489 | 1672 | 409 | 1020 | 495 | 231 | 389 | 44 |

The questions in the next column ask you to imagine different kinds of married life that you might have. We want you to think about different ways you might share responsibilities for working, taking care of the home, and taking care of the children. Please indicate how acceptable for you each of the different arrangements would be.

| QUESTIONNAIRE FORM 2 2002 | TOTAL | SEX | | RACE | | REGION | | | | COLLEGE PLANS? | | ILLICIT DRUG USE: LIFETIME | | | | |
|--|---------------|------|------|-------|-------|--------|------|------|------|-------------------|------|----------------------------|------------------------|--------------|---------------|--------------------|
| | | M | F | White | Black | NE | NC | S | W | Yes | No | None | Mari- juana Only | Few Pills | More Pills | Any Her- oin |
| <i>N (Weighted No. of Cases):</i> | 2274 | 1094 | 1070 | 1440 | 231 | 434 | 580 | 760 | 499 | 1689 | 410 | 1026 | 504 | 231 | 394 | 45 |
| <i>% of Weighted Total:</i> | 100.0 | 48.1 | 47.0 | 63.3 | 10.2 | 19.1 | 25.5 | 33.4 | 21.9 | 74.3 | 18.0 | 45.1 | 22.2 | 10.2 | 17.4 | 2.0 |
| A08: Imagine you are married and have no children. | | | | | | | | | | | | | | | | |
| How would you feel about each of the following work arrangements? | | | | | | | | | | | | | | | | |
| A08A: Husband works full-time, wife doesn't work | | | | | | | | | | | | | | | | |
| 1. Not at all acceptable | 32.9 | 21.6 | 43.4 | 28.3 | 47.6 | 36.8 | 30.5 | 31.8 | 34.0 | 33.2 | 30.5 | 34.1 | 31.4 | 39.4 | 28.5 | 30.7 |
| 2. Somewhat acceptable | 36.7 | 37.8 | 36.3 | 38.4 | 28.7 | 33.7 | 35.5 | 36.9 | 40.7 | 36.7 | 35.3 | 35.9 | 38.0 | 33.0 | 39.5 | 34.1 |
| 3. Acceptable | 25.1 | 34.0 | 16.5 | 28.5 | 17.8 | 25.3 | 27.9 | 25.6 | 20.9 | 25.9 | 23.9 | 24.7 | 25.4 | 25.9 | 26.4 | 23.3 |
| 4. Desirable | 5.3 | 6.6 | 3.8 | 4.8 | 5.9 | 4.2 | 6.1 | 5.7 | 4.4 | 4.2 | 10.4 | 5.3 | 5.2 | 1.7 | 5.6 | 11.8 |
| <i>Item 6160 Subject C05, D04</i> | <i>N</i> 2246 | 1083 | 1061 | 1431 | 226 | 425 | 574 | 754 | 493 | 1674 | 406 | 1017 | 499 | 229 | 389 | 44 |
| A08B: Husband works full-time, wife works about half-time | | | | | | | | | | | | | | | | |
| 1. Not at all acceptable | 7.0 | 5.0 | 8.3 | 5.2 | 14.7 | 8.6 | 5.8 | 7.1 | 6.7 | 6.2 | 9.0 | 6.8 | 7.5 | 5.0 | 5.0 | 26.0 |
| 2. Somewhat acceptable | 30.2 | 22.6 | 37.3 | 28.5 | 30.9 | 31.6 | 30.4 | 28.5 | 31.5 | 30.4 | 28.8 | 33.0 | 29.8 | 32.2 | 23.6 | 17.3 |
| 3. Acceptable | 51.7 | 59.6 | 44.4 | 54.3 | 45.0 | 52.1 | 54.5 | 50.2 | 50.3 | 51.0 | 54.2 | 49.9 | 52.5 | 54.3 | 55.7 | 40.8 |
| 4. Desirable | 11.1 | 12.8 | 10.1 | 11.9 | 9.4 | 7.7 | 9.3 | 14.2 | 11.5 | 12.4 | 7.9 | 10.3 | 10.3 | 8.6 | 15.7 | 15.8 |
| <i>Item 6170 Subject C05, D04</i> | <i>N</i> 2243 | 1080 | 1061 | 1431 | 225 | 423 | 574 | 754 | 493 | 1673 | 403 | 1017 | 498 | 229 | 388 | 43 |
| A08C: Both work full-time | | | | | | | | | | | | | | | | |
| 1. Not at all acceptable | 9.1 | 10.9 | 7.2 | 7.0 | 9.4 | 6.8 | 8.1 | 9.1 | 12.1 | 8.5 | 12.0 | 9.2 | 10.8 | 5.6 | 7.7 | 16.0 |
| 2. Somewhat acceptable | 13.5 | 16.0 | 10.8 | 14.0 | 9.1 | 12.9 | 13.2 | 13.8 | 14.1 | 12.4 | 17.0 | 12.7 | 13.8 | 13.2 | 14.0 | 21.4 |
| 3. Acceptable | 49.3 | 46.0 | 52.6 | 50.8 | 49.6 | 52.2 | 51.3 | 47.9 | 46.5 | 49.7 | 46.8 | 48.1 | 50.0 | 52.9 | 51.3 | 27.2 |
| 4. Desirable | 28.1 | 27.1 | 29.4 | 28.2 | 31.8 | 28.1 | 27.4 | 29.2 | 27.3 | 29.4 | 24.1 | 30.0 | 25.5 | 28.3 | 27.0 | 35.4 |
| <i>Item 6180 Subject C05, D04</i> | <i>N</i> 2230 | 1071 | 1055 | 1426 | 220 | 421 | 574 | 747 | 488 | 1664 | 400 | 1017 | 489 | 228 | 388 | 43 |
| A08D: Both work about half-time | | | | | | | | | | | | | | | | |
| 1. Not at all acceptable | 28.9 | 31.2 | 26.6 | 27.0 | 39.8 | 26.0 | 28.0 | 35.3 | 22.9 | 27.2 | 35.0 | 28.6 | 28.8 | 32.6 | 25.3 | 29.9 |
| 2. Somewhat acceptable | 33.6 | 33.8 | 33.6 | 36.8 | 31.0 | 33.4 | 34.7 | 32.2 | 34.3 | 35.2 | 28.1 | 34.0 | 34.4 | 31.7 | 34.1 | 19.7 |
| 3. Acceptable | 27.0 | 25.0 | 28.7 | 26.9 | 20.9 | 27.7 | 28.0 | 23.7 | 30.1 | 27.6 | 25.0 | 27.7 | 26.0 | 24.4 | 28.9 | 37.7 |
| 4. Desirable | 10.6 | 9.9 | 11.0 | 9.3 | 8.3 | 13.0 | 9.3 | 8.8 | 12.7 | 10.0 | 11.9 | 9.6 | 10.7 | 11.3 | 11.8 | 12.7 |
| <i>Item 6190 Subject C05, D04</i> | <i>N</i> 2217 | 1064 | 1052 | 1414 | 223 | 420 | 570 | 739 | 488 | 1654 | 397 | 1004 | 492 | 229 | 383 | 45 |
| A08E: Husband works about half-time, wife works full-time | | | | | | | | | | | | | | | | |
| 1. Not at all acceptable | 38.1 | 42.6 | 32.6 | 33.1 | 56.5 | 30.4 | 35.1 | 43.8 | 39.3 | 34.4 | 49.6 | 36.8 | 38.8 | 39.2 | 37.5 | 38.8 |
| 2. Somewhat acceptable | 34.6 | 30.6 | 38.9 | 36.1 | 23.6 | 38.1 | 33.6 | 34.1 | 33.5 | 37.9 | 23.3 | 38.3 | 33.0 | 27.3 | 33.7 | 21.5 |
| 3. Acceptable | 23.5 | 21.2 | 26.3 | 27.3 | 16.4 | 27.4 | 28.0 | 18.0 | 23.1 | 24.1 | 21.9 | 21.5 | 24.1 | 30.8 | 24.1 | 31.1 |
| 4. Desirable | 3.9 | 5.6 | 2.2 | 3.5 | 3.6 | 4.2 | 3.3 | 4.0 | 4.1 | 3.6 | 5.2 | 3.4 | 4.1 | 2.7 | 4.7 | 8.6 |
| <i>Item 6200 Subject C05, D04</i> | <i>N</i> 2241 | 1080 | 1060 | 1429 | 226 | 424 | 574 | 752 | 491 | 1670 | 406 | 1015 | 498 | 229 | 389 | 44 |
| A08F: Husband doesn't work, wife works full-time | | | | | | | | | | | | | | | | |
| 1. Not at all acceptable | 72.1 | 71.9 | 72.0 | 67.8 | 84.6 | 66.2 | 65.7 | 78.8 | 74.4 | 71.2 | 75.1 | 72.3 | 73.2 | 72.3 | 72.3 | 64.6 |
| 2. Somewhat acceptable | 15.5 | 13.6 | 18.3 | 18.8 | 6.9 | 19.4 | 17.1 | 11.9 | 16.0 | 17.2 | 11.0 | 16.4 | 17.1 | 15.5 | 12.5 | 12.9 |
| 3. Acceptable | 7.6 | 7.7 | 7.4 | 8.7 | 4.8 | 7.9 | 12.0 | 5.8 | 4.7 | 7.7 | 6.8 | 7.1 | 5.9 | 7.2 | 9.8 | 10.5 |
| 4. Desirable | 4.8 | 6.9 | 2.3 | 4.7 | 3.6 | 6.5 | 5.1 | 3.5 | 4.9 | 4.0 | 7.1 | 4.2 | 3.8 | 5.0 | 5.4 | 12.0 |
| <i>Item 6210 Subject C05, D04</i> | <i>N</i> 2242 | 1083 | 1058 | 1428 | 226 | 425 | 572 | 754 | 492 | 1670 | 406 | 1015 | 498 | 227 | 389 | 45 |
| A09: Imagine you are married and have one or more pre-school children. How would you feel about each of the following working arrangements? | | | | | | | | | | | | | | | | |
| A09A: Husband works full-time, wife doesn't work | | | | | | | | | | | | | | | | |
| 1. Not at all acceptable | 15.8 | 12.6 | 18.9 | 12.2 | 29.7 | 17.8 | 15.7 | 13.6 | 17.7 | 14.2 | 19.5 | 14.7 | 16.1 | 18.7 | 15.8 | 15.6 |
| 2. Somewhat acceptable | 24.3 | 21.3 | 26.2 | 21.8 | 27.7 | 21.1 | 23.1 | 24.6 | 28.0 | 23.6 | 25.4 | 26.6 | 19.8 | 24.2 | 23.1 | 29.8 |
| 3. Acceptable | 37.3 | 38.3 | 37.2 | 40.0 | 28.7 | 41.2 | 39.2 | 35.8 | 34.1 | 39.0 | 31.6 | 36.1 | 41.4 | 36.4 | 36.7 | 37.5 |
| 4. Desirable | 22.5 | 27.8 | 17.7 | 25.9 | 14.0 | 19.9 | 22.1 | 25.9 | 20.1 | 23.3 | 23.4 | 22.7 | 22.7 | 20.7 | 24.3 | 17.2 |
| <i>Item 6220 Subject C05, D04</i> | <i>N</i> 2237 | 1079 | 1057 | 1426 | 226 | 423 | 573 | 750 | 491 | 1667 | 406 | 1009 | 499 | 228 | 388 | 45 |

| QUESTIONNAIRE FORM 2 2002 | TOTAL | SEX | | RACE | | REGION | | | | COLLEGE PLANS? | | ILLICIT DRUG USE: LIFETIME | | | | |
|---|---------------|------|------|-------|-------|--------|------|------|------|-------------------|------|----------------------------|------------------------|--------------|---------------|--------------------|
| | | M | F | White | Black | NE | NC | S | W | Yes | No | None | Mari- juana Only | Few Pills | More Pills | Any Her- oin |
| <i>N (Weighted No. of Cases):</i> | 2274 | 1094 | 1070 | 1440 | 231 | 434 | 580 | 760 | 499 | 1689 | 410 | 1026 | 504 | 231 | 394 | 45 |
| <i>% of Weighted Total:</i> | 100.0 | 48.1 | 47.0 | 63.3 | 10.2 | 19.1 | 25.5 | 33.4 | 21.9 | 74.3 | 18.0 | 45.1 | 22.2 | 10.2 | 17.4 | 2.0 |
| A09B: Husband works full-time, wife works about half-time | | | | | | | | | | | | | | | | |
| 1. Not at all acceptable | 6.9 | 7.6 | 5.7 | 5.2 | 9.7 | 7.8 | 5.8 | 6.9 | 7.2 | 6.3 | 8.3 | 5.4 | 9.1 | 6.2 | 6.3 | 11.2 |
| 2. Somewhat acceptable | 26.2 | 27.7 | 24.6 | 24.5 | 32.8 | 24.5 | 24.5 | 27.1 | 28.2 | 24.8 | 31.2 | 27.3 | 24.4 | 28.5 | 23.5 | 22.1 |
| 3. Acceptable | 52.7 | 52.1 | 53.3 | 55.1 | 48.8 | 51.4 | 55.9 | 52.9 | 49.7 | 54.0 | 48.9 | 52.0 | 52.9 | 53.0 | 55.5 | 52.7 |
| 4. Desirable | 14.3 | 12.6 | 16.4 | 15.3 | 8.7 | 16.2 | 13.8 | 13.1 | 15.0 | 14.9 | 11.6 | 15.2 | 13.6 | 12.3 | 14.7 | 14.0 |
| <i>Item 6230 Subject C05, D04</i> | <i>N</i> 2239 | 1078 | 1057 | 1427 | 227 | 423 | 575 | 752 | 490 | 1670 | 407 | 1013 | 496 | 229 | 388 | 45 |
| A09C: Both work full-time | | | | | | | | | | | | | | | | |
| 1. Not at all acceptable | 38.9 | 42.8 | 35.8 | 39.7 | 34.4 | 36.8 | 37.2 | 38.1 | 44.2 | 39.9 | 38.8 | 36.2 | 42.8 | 39.7 | 40.3 | 51.3 |
| 2. Somewhat acceptable | 26.2 | 24.1 | 29.1 | 28.4 | 22.1 | 26.0 | 28.4 | 27.0 | 22.7 | 26.9 | 24.0 | 27.4 | 26.1 | 24.6 | 26.1 | 20.4 |
| 3. Acceptable | 25.2 | 22.7 | 26.2 | 23.7 | 31.3 | 26.8 | 27.2 | 25.1 | 21.8 | 24.7 | 23.9 | 25.9 | 23.6 | 22.5 | 27.0 | 10.5 |
| 4. Desirable | 9.6 | 10.4 | 8.9 | 8.2 | 12.1 | 10.4 | 7.3 | 9.8 | 11.3 | 8.6 | 13.3 | 10.5 | 7.6 | 13.2 | 6.6 | 17.8 |
| <i>Item 6240 Subject C05, D04</i> | <i>N</i> 2240 | 1079 | 1059 | 1427 | 226 | 423 | 574 | 749 | 494 | 1670 | 406 | 1011 | 499 | 229 | 388 | 45 |
| A09D: Both work about half-time | | | | | | | | | | | | | | | | |
| 1. Not at all acceptable | 28.6 | 29.7 | 26.8 | 26.4 | 35.4 | 24.0 | 26.1 | 34.3 | 26.7 | 26.8 | 33.8 | 29.2 | 29.1 | 25.6 | 26.5 | 22.9 |
| 2. Somewhat acceptable | 34.7 | 36.4 | 33.6 | 36.7 | 27.8 | 32.4 | 34.6 | 35.4 | 35.9 | 34.8 | 35.5 | 32.5 | 36.1 | 38.3 | 39.1 | 21.4 |
| 3. Acceptable | 28.6 | 26.5 | 30.7 | 29.3 | 29.4 | 34.3 | 32.1 | 23.9 | 26.7 | 30.6 | 22.0 | 30.3 | 27.1 | 26.9 | 26.5 | 40.3 |
| 4. Desirable | 8.1 | 7.4 | 8.9 | 7.6 | 7.4 | 9.4 | 7.2 | 6.4 | 10.7 | 7.9 | 8.6 | 8.0 | 7.7 | 9.2 | 7.9 | 15.5 |
| <i>Item 6250 Subject C05, D04</i> | <i>N</i> 2220 | 1068 | 1049 | 1418 | 219 | 422 | 571 | 738 | 488 | 1657 | 399 | 1006 | 489 | 228 | 384 | 45 |
| A09E: Husband works about half-time, wife works full-time | | | | | | | | | | | | | | | | |
| 1. Not at all acceptable | 38.7 | 42.0 | 35.0 | 34.9 | 47.6 | 32.4 | 35.0 | 43.5 | 40.9 | 35.9 | 49.8 | 37.3 | 39.1 | 39.6 | 42.0 | 26.4 |
| 2. Somewhat acceptable | 35.7 | 36.6 | 35.4 | 36.6 | 35.0 | 35.0 | 37.2 | 35.1 | 35.7 | 37.6 | 28.0 | 37.7 | 36.1 | 32.8 | 32.0 | 36.6 |
| 3. Acceptable | 21.7 | 17.5 | 26.0 | 25.1 | 14.7 | 27.0 | 23.7 | 18.7 | 19.4 | 23.7 | 14.7 | 20.8 | 21.3 | 23.8 | 23.5 | 29.5 |
| 4. Desirable | 3.9 | 4.0 | 3.7 | 3.4 | 2.8 | 5.6 | 4.1 | 2.7 | 4.0 | 2.9 | 7.5 | 4.3 | 3.5 | 3.8 | 2.5 | 7.6 |
| <i>Item 6260 Subject C05, D04</i> | <i>N</i> 2235 | 1077 | 1056 | 1422 | 226 | 423 | 571 | 749 | 493 | 1671 | 402 | 1011 | 499 | 229 | 384 | 45 |
| A09F: Husband doesn't work, wife works full-time | | | | | | | | | | | | | | | | |
| 1. Not at all acceptable | 61.3 | 63.0 | 59.2 | 56.1 | 78.9 | 55.6 | 54.4 | 67.0 | 65.5 | 57.8 | 73.1 | 59.6 | 56.8 | 70.3 | 66.3 | 48.0 |
| 2. Somewhat acceptable | 17.7 | 15.8 | 20.0 | 19.6 | 11.9 | 18.0 | 20.8 | 15.5 | 17.1 | 19.6 | 9.9 | 19.3 | 20.6 | 13.1 | 13.3 | 19.4 |
| 3. Acceptable | 15.3 | 15.0 | 16.0 | 18.4 | 6.2 | 18.2 | 19.6 | 12.8 | 11.7 | 16.9 | 10.7 | 14.8 | 16.7 | 11.1 | 17.7 | 21.1 |
| 4. Desirable | 5.7 | 6.2 | 4.8 | 5.9 | 2.9 | 8.2 | 5.2 | 4.7 | 5.7 | 5.7 | 6.2 | 6.3 | 5.9 | 5.5 | 2.8 | 11.6 |
| <i>Item 6270 Subject C05, D04</i> | <i>N</i> 2232 | 1080 | 1052 | 1423 | 225 | 423 | 572 | 745 | 493 | 1666 | 406 | 1007 | 497 | 229 | 388 | 45 |
| A10: Imagine you are married and have one or more pre-school children. Imagine also that the husband is working full-time and the wife does not have a job outside the home. | | | | | | | | | | | | | | | | |
| How would you feel about each of these arrangements for the day-to-day care of the child(ren)? | | | | | | | | | | | | | | | | |
| A10A: Wife does all child care | | | | | | | | | | | | | | | | |
| 1. Not at all acceptable | 31.9 | 27.8 | 36.9 | 31.5 | 39.0 | 35.1 | 29.1 | 32.2 | 32.0 | 34.0 | 23.3 | 35.8 | 31.1 | 26.4 | 25.7 | 39.5 |
| 2. Somewhat acceptable | 26.6 | 24.5 | 29.0 | 27.0 | 26.0 | 24.9 | 30.1 | 25.6 | 25.4 | 26.3 | 28.9 | 27.2 | 28.5 | 24.2 | 24.1 | 32.7 |
| 3. Acceptable | 29.7 | 32.1 | 26.2 | 29.8 | 22.7 | 28.1 | 29.9 | 28.2 | 33.1 | 28.6 | 31.9 | 27.1 | 28.9 | 37.4 | 33.5 | 13.5 |
| 4. Desirable | 11.8 | 15.5 | 7.9 | 11.7 | 12.3 | 12.0 | 10.9 | 14.0 | 9.5 | 11.1 | 15.9 | 9.9 | 11.5 | 12.0 | 16.7 | 14.4 |
| <i>Item 6280 Subject D04</i> | <i>N</i> 2237 | 1079 | 1057 | 1425 | 226 | 422 | 574 | 749 | 492 | 1666 | 406 | 1010 | 498 | 228 | 389 | 45 |
| A10B: Wife does most of it | | | | | | | | | | | | | | | | |
| 1. Not at all acceptable | 11.9 | 10.8 | 12.3 | 10.6 | 18.0 | 11.9 | 9.8 | 11.7 | 14.5 | 11.9 | 11.4 | 12.7 | 10.6 | 9.1 | 11.6 | 17.7 |
| 2. Somewhat acceptable | 33.2 | 30.8 | 35.7 | 31.4 | 42.2 | 35.1 | 31.9 | 32.5 | 34.1 | 32.7 | 33.8 | 36.3 | 33.8 | 34.6 | 25.1 | 28.7 |
| 3. Acceptable | 42.5 | 43.3 | 41.6 | 44.3 | 31.8 | 40.0 | 46.8 | 43.3 | 38.3 | 42.7 | 41.7 | 39.6 | 42.2 | 47.7 | 46.8 | 36.8 |
| 4. Desirable | 12.5 | 15.1 | 10.4 | 13.7 | 7.9 | 13.0 | 11.5 | 12.5 | 13.1 | 12.7 | 13.1 | 11.4 | 13.4 | 8.7 | 16.6 | 16.9 |
| <i>Item 6290 Subject D04</i> | <i>N</i> 2239 | 1079 | 1056 | 1424 | 227 | 420 | 575 | 751 | 493 | 1667 | 407 | 1010 | 498 | 229 | 389 | 43 |

| QUESTIONNAIRE FORM 2 2002 | TOTAL | SEX | | RACE | | REGION | | | | COLLEGE PLANS? | | ILLICIT DRUG USE: LIFETIME | | | | |
|---|----------|------|------|-------|-------|--------|------|------|------|-------------------|------|----------------------------|------------------------|--------------|---------------|--------------------|
| | | M | F | White | Black | NE | NC | S | W | Yes | No | None | Mari- juana Only | Few Pills | More Pills | Any Her- oin |
| <i>N (Weighted No. of Cases):</i> | 2274 | 1094 | 1070 | 1440 | 231 | 434 | 580 | 760 | 499 | 1689 | 410 | 1026 | 504 | 231 | 394 | 45 |
| <i>% of Weighted Total:</i> | 100.0 | 48.1 | 47.0 | 63.3 | 10.2 | 19.1 | 25.5 | 33.4 | 21.9 | 74.3 | 18.0 | 45.1 | 22.2 | 10.2 | 17.4 | 2.0 |
| A10C: Both do it equally | | | | | | | | | | | | | | | | |
| 1. Not at all acceptable | 4.0 | 4.3 | 3.5 | 3.2 | 8.5 | 3.5 | 3.8 | 4.8 | 3.3 | 2.9 | 6.7 | 3.2 | 3.1 | 4.3 | 4.5 | 7.4 |
| 2. Somewhat acceptable | 14.1 | 16.9 | 10.3 | 12.9 | 15.9 | 13.8 | 12.7 | 15.2 | 14.6 | 13.4 | 17.8 | 12.6 | 13.9 | 15.2 | 17.2 | 10.4 |
| 3. Acceptable | 38.4 | 39.8 | 36.0 | 37.4 | 40.1 | 44.5 | 36.3 | 37.2 | 37.8 | 37.4 | 39.1 | 36.8 | 41.0 | 37.3 | 39.8 | 34.7 |
| 4. Desirable | 43.4 | 38.9 | 50.2 | 46.5 | 35.5 | 38.2 | 47.2 | 42.8 | 44.4 | 46.3 | 36.4 | 47.5 | 42.0 | 43.2 | 38.5 | 47.6 |
| <i>Item 6300 Subject D04</i> | <i>N</i> | 2237 | 1079 | 1057 | 1425 | 420 | 575 | 749 | 493 | 1666 | 406 | 1010 | 497 | 228 | 389 | 45 |
| A10D: Husband does most of it | | | | | | | | | | | | | | | | |
| 1. Not at all acceptable | 37.0 | 36.2 | 37.5 | 35.1 | 42.3 | 35.3 | 34.1 | 39.0 | 38.9 | 36.8 | 35.6 | 35.3 | 41.5 | 34.9 | 37.7 | 25.1 |
| 2. Somewhat acceptable | 45.4 | 45.6 | 46.5 | 47.8 | 40.5 | 43.5 | 46.3 | 46.2 | 44.6 | 46.5 | 45.5 | 48.5 | 39.0 | 50.0 | 46.1 | 41.8 |
| 3. Acceptable | 15.2 | 16.0 | 14.1 | 15.6 | 10.5 | 18.4 | 17.0 | 12.2 | 14.9 | 15.0 | 13.5 | 14.1 | 17.6 | 14.5 | 13.9 | 24.9 |
| 4. Desirable | 2.4 | 2.2 | 2.0 | 1.5 | 6.7 | 2.8 | 2.6 | 2.6 | 1.5 | 1.6 | 5.4 | 2.1 | 1.9 | 0.6 | 2.4 | 8.1 |
| <i>Item 6310 Subject D04</i> | <i>N</i> | 2236 | 1079 | 1055 | 1422 | 423 | 574 | 747 | 492 | 1664 | 406 | 1009 | 498 | 228 | 389 | 44 |
| A10E: Husband does all of it | | | | | | | | | | | | | | | | |
| 1. Not at all acceptable | 75.3 | 75.1 | 76.8 | 76.4 | 73.9 | 72.6 | 70.2 | 78.6 | 78.6 | 77.0 | 71.4 | 75.2 | 73.3 | 79.9 | 79.1 | 71.6 |
| 2. Somewhat acceptable | 15.8 | 15.0 | 17.2 | 15.7 | 17.2 | 15.1 | 19.7 | 14.9 | 13.3 | 15.8 | 16.6 | 17.1 | 16.6 | 11.9 | 14.0 | 16.3 |
| 3. Acceptable | 6.5 | 7.4 | 4.6 | 5.9 | 6.1 | 9.1 | 7.6 | 4.6 | 6.0 | 5.4 | 7.9 | 5.7 | 8.2 | 6.9 | 5.0 | 0.8 |
| 4. Desirable | 2.3 | 2.5 | 1.4 | 1.9 | 2.9 | 3.2 | 2.5 | 1.9 | 2.1 | 1.7 | 4.2 | 2.0 | 1.8 | 1.2 | 1.8 | 11.3 |
| <i>Item 6320 Subject D04</i> | <i>N</i> | 2237 | 1079 | 1057 | 1425 | 422 | 574 | 748 | 493 | 1667 | 406 | 1010 | 498 | 228 | 389 | 45 |
| The next section of this questionnaire is about government and public affairs. | | | | | | | | | | | | | | | | |
| A11: Some people think about what's going on in government very often, and others are not that interested. How much of an interest do you take in government and current events? | | | | | | | | | | | | | | | | |
| 1. No interest at all | 8.0 | 8.3 | 7.6 | 7.6 | 11.4 | 8.4 | 9.2 | 6.6 | 8.5 | 5.8 | 14.1 | 5.8 | 7.9 | 11.6 | 10.0 | 5.4 |
| 2. Very little interest | 18.9 | 16.2 | 22.0 | 18.2 | 20.7 | 18.9 | 17.5 | 17.3 | 22.9 | 18.1 | 24.2 | 18.5 | 22.5 | 12.3 | 17.6 | 20.3 |
| 3. Some interest | 46.7 | 44.1 | 49.5 | 46.5 | 44.5 | 45.3 | 47.1 | 51.3 | 40.3 | 47.7 | 45.3 | 46.9 | 46.9 | 48.4 | 48.5 | 43.5 |
| 4. A lot of interest | 19.5 | 21.8 | 16.8 | 19.9 | 16.4 | 19.1 | 18.6 | 18.1 | 23.0 | 20.8 | 12.3 | 21.6 | 16.8 | 21.9 | 16.9 | 15.4 |
| 5. A very great interest | 6.9 | 9.7 | 4.2 | 7.8 | 7.0 | 8.3 | 7.5 | 6.6 | 5.4 | 7.6 | 4.0 | 7.2 | 5.9 | 5.7 | 6.9 | 15.3 |
| <i>Item 6330 Subject H01, Q08</i> | <i>N</i> | 2241 | 1083 | 1059 | 1427 | 422 | 572 | 753 | 495 | 1674 | 403 | 1019 | 497 | 227 | 389 | 45 |
| A12: Do you think some of the people running the government are crooked or dishonest? | | | | | | | | | | | | | | | | |
| 1. Most of them are crooked or dishonest | 17.3 | 17.6 | 17.2 | 15.4 | 24.5 | 17.2 | 14.9 | 19.7 | 16.7 | 16.3 | 19.9 | 15.4 | 15.0 | 14.3 | 24.0 | 28.6 |
| 2. Quite a few are | 34.4 | 34.4 | 34.3 | 35.3 | 38.1 | 38.7 | 31.5 | 37.2 | 30.1 | 35.6 | 29.9 | 32.9 | 34.8 | 36.4 | 38.6 | 29.6 |
| 3. Some are | 43.7 | 43.3 | 44.5 | 45.1 | 37.1 | 39.5 | 49.6 | 39.5 | 47.0 | 44.0 | 44.7 | 47.6 | 44.2 | 44.0 | 35.1 | 28.2 |
| 4. Hardly any are | 3.5 | 3.5 | 3.5 | 3.2 | 0.3 | 3.1 | 3.2 | 3.0 | 5.1 | 3.5 | 3.2 | 3.3 | 5.0 | 3.7 | 2.0 | 6.0 |
| 5. None at all are crooked or dishonest | 1.0 | 1.2 | 0.4 | 1.0 | - | 1.5 | 0.9 | 0.6 | 1.2 | 0.6 | 2.3 | 0.7 | 1.1 | 1.6 | 0.3 | 7.6 |
| <i>Item 6340 Subject H04, K01</i> | <i>N</i> | 2240 | 1083 | 1057 | 1429 | 421 | 573 | 751 | 495 | 1671 | 405 | 1017 | 497 | 226 | 391 | 45 |
| A13: Do you think the government wastes much of the money we pay in taxes? | | | | | | | | | | | | | | | | |
| 1. Nearly all tax money is wasted | 10.6 | 11.1 | 10.0 | 10.6 | 14.5 | 10.6 | 10.2 | 12.3 | 8.4 | 8.9 | 16.9 | 8.0 | 8.3 | 14.9 | 15.6 | 19.1 |
| 2. A lot of tax money is wasted | 40.7 | 39.9 | 41.7 | 41.2 | 43.7 | 42.6 | 38.8 | 37.9 | 45.4 | 42.0 | 35.5 | 39.8 | 44.8 | 35.0 | 41.7 | 47.3 |
| 3. Some tax money is wasted | 40.2 | 38.6 | 41.6 | 40.1 | 33.3 | 37.9 | 42.0 | 41.5 | 38.2 | 40.3 | 40.1 | 43.1 | 37.5 | 42.3 | 36.2 | 22.7 |
| 4. A little tax money wasted | 7.4 | 8.9 | 6.1 | 7.2 | 6.9 | 6.9 | 8.3 | 7.1 | 7.4 | 7.8 | 6.4 | 7.8 | 8.7 | 5.8 | 6.0 | 5.0 |
| 5. No tax money is wasted | 1.1 | 1.5 | 0.6 | 0.9 | 1.6 | 2.1 | 0.7 | 1.2 | 0.6 | 1.0 | 1.1 | 1.2 | 0.7 | 2.0 | 0.5 | 5.8 |
| <i>Item 6350 Subject H04, K01</i> | <i>N</i> | 2238 | 1083 | 1056 | 1427 | 421 | 572 | 751 | 495 | 1669 | 405 | 1017 | 495 | 226 | 391 | 45 |
| A14: How much of the time do you think you can trust the government in Washington to do what is right? | | | | | | | | | | | | | | | | |
| 1. Almost always | 7.6 | 9.7 | 5.6 | 8.4 | 4.3 | 6.7 | 8.1 | 8.6 | 6.4 | 8.1 | 5.9 | 8.4 | 6.8 | 6.4 | 6.5 | 12.0 |
| 2. Often | 39.4 | 42.0 | 37.8 | 42.5 | 26.9 | 38.7 | 39.8 | 41.0 | 37.3 | 41.9 | 32.9 | 40.7 | 42.5 | 44.8 | 33.7 | 22.6 |
| 3. Sometimes | 38.7 | 33.0 | 44.3 | 36.7 | 46.8 | 41.4 | 39.3 | 35.7 | 40.1 | 37.4 | 42.3 | 38.7 | 36.2 | 36.8 | 40.2 | 47.9 |
| 4. Seldom | 11.1 | 11.3 | 10.4 | 9.3 | 19.2 | 10.3 | 9.7 | 11.5 | 12.8 | 10.4 | 13.1 | 9.7 | 11.8 | 10.2 | 14.4 | 6.1 |
| 5. Never | 3.2 | 4.0 | 1.9 | 3.0 | 2.9 | 3.0 | 3.1 | 3.2 | 3.4 | 2.2 | 5.8 | 2.4 | 2.7 | 1.9 | 5.1 | 11.5 |
| <i>Item 6360 Subject H04, K01</i> | <i>N</i> | 2234 | 1083 | 1052 | 1425 | 421 | 570 | 749 | 495 | 1665 | 405 | 1014 | 495 | 226 | 391 | 45 |

| QUESTIONNAIRE FORM 2 2002 | TOTAL | SEX | | RACE | | REGION | | | | COLLEGE PLANS? | | ILLICIT DRUG USE: LIFETIME | | | | |
|---|---------------|--------------|--------------|--------------|-------------|-------------|-------------|-------------|-------------|-------------------|-------------|----------------------------|------------------------|--------------|---------------|--------------------|
| | | M | F | White | Black | NE | NC | S | W | Yes | No | None | Mari- juana Only | Few Pills | More Pills | Any Her- oin |
| <i>N (Weighted No. of Cases):</i> <i>% of Weighted Total:</i> | 2274 100.0 | 1094 48.1 | 1070 47.0 | 1440 63.3 | 231 10.2 | 434 19.1 | 580 25.5 | 760 33.4 | 499 21.9 | 1689 74.3 | 410 18.0 | 1026 45.1 | 504 22.2 | 231 10.2 | 394 17.4 | 45 2.0 |
| A15: Do you feel that the people running the government are smart people who usually know what they are doing? | | | | | | | | | | | | | | | | |
| 1. They almost always know what they are doing | 14.9 | 17.6 | 11.2 | 16.4 | 6.9 | 16.3 | 16.8 | 12.7 | 14.8 | 15.1 | 13.2 | 13.4 | 17.6 | 17.9 | 13.3 | 21.5 |
| 2. They usually know what they are doing | 50.1 | 47.9 | 54.0 | 52.0 | 43.8 | 43.3 | 51.4 | 53.2 | 49.6 | 52.6 | 41.5 | 52.7 | 48.6 | 50.2 | 49.5 | 37.4 |
| 3. They sometimes know what they are doing | 27.6 | 26.1 | 29.0 | 24.8 | 40.0 | 32.9 | 23.6 | 26.9 | 29.1 | 26.0 | 34.7 | 28.5 | 27.4 | 25.4 | 26.1 | 16.7 |
| 4. They seldom know what they are doing | 5.8 | 6.1 | 4.9 | 5.1 | 8.5 | 5.9 | 6.5 | 5.7 | 5.2 | 5.2 | 7.3 | 4.2 | 5.8 | 5.6 | 8.3 | 13.1 |
| 5. They never know what they are doing | 1.6 | 2.3 | 0.9 | 1.7 | 0.8 | 1.7 | 1.8 | 1.6 | 1.3 | 1.1 | 3.3 | 1.3 | 0.6 | 1.0 | 2.8 | 11.2 |
| <i>Item 6370 Subject H04, K01</i> | <i>N</i> 2232 | 1082 | 1052 | 1423 | 226 | 422 | 571 | 748 | 492 | 1663 | 404 | 1011 | 495 | 227 | 391 | 45 |
| A16: Would you say the government is pretty much run for a few big interests looking out for themselves, or is it run for the benefit of all the people? | | | | | | | | | | | | | | | | |
| 1. Nearly always run for a few big interests | 9.5 | 10.6 | 8.0 | 8.4 | 13.1 | 8.7 | 11.2 | 8.2 | 10.3 | 8.6 | 12.3 | 9.4 | 8.5 | 7.2 | 12.4 | 9.7 |
| 2. Usually run for a few big interests | 24.7 | 26.2 | 23.0 | 23.1 | 25.9 | 27.2 | 21.4 | 25.4 | 25.4 | 24.8 | 20.5 | 23.1 | 27.6 | 26.7 | 20.7 | 38.6 |
| 3. Run some for the big interests, some for the people | 48.0 | 45.3 | 50.9 | 48.4 | 48.8 | 51.2 | 46.3 | 46.4 | 49.6 | 48.1 | 51.4 | 49.2 | 46.2 | 47.5 | 50.4 | 32.4 |
| 4. Usually run for the benefit of all the people | 14.4 | 13.8 | 15.3 | 16.4 | 9.2 | 10.3 | 15.9 | 16.8 | 12.2 | 14.9 | 13.2 | 15.2 | 14.4 | 14.6 | 12.4 | 15.0 |
| 5. Nearly always run for the benefit of all the people | 3.4 | 4.0 | 2.8 | 3.7 | 3.0 | 2.5 | 5.2 | 3.1 | 2.4 | 3.6 | 2.6 | 3.1 | 3.2 | 4.0 | 4.0 | 4.2 |
| <i>Item 6380 Subject H04, K01</i> | <i>N</i> 2221 | 1081 | 1044 | 1416 | 225 | 418 | 571 | 744 | 487 | 1657 | 401 | 1010 | 495 | 226 | 383 | 45 |
| A17: Have you ever done, or do you plan to do, the following things? | | | | | | | | | | | | | | | | |
| A17A: Vote in a public election | | | | | | | | | | | | | | | | |
| 1. I probably won't do this | 4.9 | 5.3 | 4.5 | 3.9 | 3.9 | 4.4 | 3.9 | 3.8 | 8.1 | 3.7 | 7.7 | 4.1 | 4.3 | 2.5 | 7.0 | 17.5 |
| 2. Don't know | 10.7 | 11.3 | 9.9 | 8.5 | 10.5 | 10.7 | 10.6 | 8.2 | 14.8 | 8.7 | 18.1 | 10.1 | 10.9 | 10.4 | 12.3 | 1.3 |
| 3. I probably will do this | 77.7 | 75.7 | 79.9 | 79.6 | 79.3 | 79.3 | 75.0 | 81.5 | 73.9 | 81.1 | 66.4 | 79.7 | 77.7 | 79.4 | 75.4 | 57.8 |
| 4. I have already done this | 6.6 | 7.7 | 5.6 | 8.1 | 6.3 | 5.7 | 10.4 | 6.5 | 3.2 | 6.5 | 7.8 | 6.1 | 7.2 | 7.7 | 5.3 | 23.4 |
| <i>Item 6390 Subject H05, I02</i> | <i>N</i> 2239 | 1085 | 1055 | 1427 | 226 | 422 | 574 | 750 | 493 | 1670 | 407 | 1017 | 497 | 227 | 390 | 44 |
| A17B: Write to public officials | | | | | | | | | | | | | | | | |
| 1. I probably won't do this | 31.6 | 32.8 | 30.3 | 31.1 | 29.1 | 30.7 | 32.6 | 27.1 | 37.9 | 28.6 | 45.0 | 28.0 | 36.4 | 27.0 | 38.2 | 26.8 |
| 2. Don't know | 44.0 | 41.7 | 46.6 | 43.7 | 47.9 | 40.7 | 44.1 | 46.4 | 43.0 | 45.3 | 37.8 | 46.3 | 42.0 | 48.7 | 39.1 | 28.2 |
| 3. I probably will do this | 14.4 | 14.0 | 14.5 | 13.7 | 20.0 | 14.9 | 13.4 | 17.4 | 10.7 | 15.7 | 8.8 | 15.8 | 12.3 | 17.3 | 11.9 | 7.8 |
| 4. I have already done this | 10.0 | 11.5 | 8.6 | 11.6 | 3.1 | 13.7 | 9.9 | 9.1 | 8.5 | 10.4 | 8.4 | 9.9 | 9.3 | 7.0 | 10.9 | 37.2 |
| <i>Item 6400 Subject H05, I02</i> | <i>N</i> 2241 | 1086 | 1056 | 1428 | 227 | 422 | 573 | 751 | 495 | 1672 | 406 | 1019 | 497 | 227 | 389 | 44 |
| A17C: Give money to a political candidate or cause | | | | | | | | | | | | | | | | |
| 1. I probably won't do this | 47.0 | 53.4 | 40.5 | 47.3 | 40.6 | 47.0 | 44.6 | 45.4 | 52.2 | 43.7 | 58.2 | 44.0 | 47.6 | 46.8 | 52.2 | 57.3 |
| 2. Don't know | 37.8 | 31.5 | 44.7 | 37.9 | 40.9 | 36.0 | 41.8 | 36.3 | 37.2 | 39.7 | 30.3 | 41.7 | 37.0 | 36.6 | 31.0 | 29.5 |
| 3. I probably will do this | 13.0 | 12.9 | 12.9 | 13.1 | 16.0 | 12.8 | 12.2 | 16.0 | 9.4 | 14.7 | 8.0 | 12.6 | 13.5 | 14.8 | 13.4 | 2.4 |
| 4. I have already done this | 2.2 | 2.2 | 2.0 | 1.7 | 2.6 | 4.3 | 1.4 | 2.3 | 1.3 | 1.9 | 3.5 | 1.7 | 1.9 | 1.8 | 3.4 | 10.8 |
| <i>Item 6410 Subject H05, I02</i> | <i>N</i> 2232 | 1082 | 1051 | 1422 | 225 | 422 | 571 | 747 | 492 | 1664 | 404 | 1017 | 496 | 227 | 385 | 44 |
| A17D: Work in a political campaign | | | | | | | | | | | | | | | | |
| 1. I probably won't do this | 57.8 | 59.7 | 56.4 | 60.0 | 51.4 | 58.3 | 61.5 | 53.2 | 60.2 | 55.9 | 67.6 | 56.5 | 58.7 | 56.3 | 60.4 | 66.7 |
| 2. Don't know | 30.8 | 28.3 | 33.3 | 30.7 | 32.0 | 28.8 | 30.3 | 32.7 | 30.0 | 32.5 | 22.5 | 32.6 | 29.5 | 32.9 | 28.5 | 16.5 |
| 3. I probably will do this | 7.8 | 7.6 | 7.5 | 5.8 | 12.3 | 7.8 | 4.8 | 9.9 | 8.2 | 8.2 | 5.9 | 7.4 | 7.6 | 8.8 | 6.7 | 11.7 |
| 4. I have already done this | 3.6 | 4.3 | 2.8 | 3.5 | 4.2 | 5.1 | 3.5 | 4.2 | 1.6 | 3.4 | 3.9 | 3.5 | 4.3 | 2.0 | 4.3 | 5.1 |
| <i>Item 6420 Subject H05, I02</i> | <i>N</i> 2232 | 1082 | 1052 | 1423 | 228 | 422 | 568 | 751 | 491 | 1665 | 406 | 1017 | 492 | 227 | 387 | 45 |
| A17E: Participate in a lawful demonstration | | | | | | | | | | | | | | | | |
| 1. I probably won't do this | 40.5 | 40.6 | 40.8 | 41.5 | 37.2 | 39.1 | 36.5 | 41.8 | 44.5 | 37.5 | 56.3 | 38.7 | 42.7 | 40.9 | 43.3 | 39.6 |
| 2. Don't know | 41.6 | 39.8 | 43.7 | 42.9 | 38.7 | 40.5 | 48.3 | 38.6 | 39.1 | 43.2 | 32.0 | 44.1 | 41.9 | 41.6 | 36.5 | 23.7 |
| 3. I probably will do this | 14.2 | 14.9 | 13.0 | 12.3 | 19.2 | 14.8 | 13.4 | 15.6 | 12.6 | 15.5 | 9.3 | 13.9 | 12.8 | 14.0 | 14.9 | 22.2 |
| 4. I have already done this | 3.7 | 4.8 | 2.4 | 3.3 | 4.9 | 5.6 | 1.9 | 4.0 | 3.7 | 3.9 | 2.4 | 3.4 | 2.5 | 3.5 | 5.3 | 14.5 |
| <i>Item 6430 Subject H05, I02</i> | <i>N</i> 2238 | 1086 | 1053 | 1428 | 225 | 422 | 574 | 749 | 493 | 1669 | 406 | 1017 | 497 | 227 | 389 | 44 |

DESCRIPTIVE RESULTS: 2002

111

| QUESTIONNAIRE FORM 2 2002 | TOTAL | SEX | | RACE | | REGION | | | | COLLEGE PLANS? | | ILLICIT DRUG USE: LIFETIME | | | | |
|---|---------------|-------------|-------------|-------------|------------|------------|------------|------------|------------|-------------------|------------|----------------------------|------------------------|--------------|---------------|--------------------|
| | | M | F | White | Black | NE | NC | S | W | Yes | No | None | Mari- juana Only | Few Pills | More Pills | Any Her- oin |
| <i>N (Weighted No. of Cases):</i> | 2274 | 1094 | 1070 | 1440 | 231 | 434 | 580 | 760 | 499 | 1689 | 410 | 1026 | 504 | 231 | 394 | 45 |
| <i>% of Weighted Total:</i> | 100.0 | 48.1 | 47.0 | 63.3 | 10.2 | 19.1 | 25.5 | 33.4 | 21.9 | 74.3 | 18.0 | 45.1 | 22.2 | 10.2 | 17.4 | 2.0 |
| A17F: Boycott certain products or stores | | | | | | | | | | | | | | | | |
| 1. I probably won't do this | 40.3 | 40.2 | 39.9 | 40.0 | 36.0 | 30.8 | 38.9 | 41.9 | 47.6 | 38.1 | 50.5 | 37.6 | 44.9 | 38.2 | 44.2 | 28.2 |
| 2. Don't know | 37.5 | 35.7 | 39.9 | 39.0 | 35.2 | 41.2 | 36.2 | 39.1 | 33.2 | 40.1 | 26.2 | 41.0 | 36.3 | 38.9 | 30.9 | 24.6 |
| 3. I probably will do this | 15.3 | 16.5 | 14.2 | 13.8 | 22.2 | 17.8 | 16.8 | 13.0 | 14.7 | 15.2 | 15.9 | 14.3 | 13.7 | 15.4 | 17.6 | 24.9 |
| 4. I have already done this | 7.0 | 7.6 | 6.0 | 7.2 | 6.6 | 10.2 | 8.1 | 6.0 | 4.5 | 6.7 | 7.4 | 7.0 | 5.1 | 7.5 | 7.3 | 22.2 |
| <i>Item 6440 Subject H05, I02</i> | <i>N</i> 2238 | <i>1084</i> | <i>1055</i> | <i>1428</i> | <i>226</i> | <i>422</i> | <i>573</i> | <i>750</i> | <i>493</i> | <i>1670</i> | <i>405</i> | <i>1017</i> | <i>497</i> | <i>227</i> | <i>389</i> | <i>44</i> |
| A18: How much do you agree or disagree with each of the following statements? | | | | | | | | | | | | | | | | |
| A18A: The U.S. should begin a gradual program of disarming whether other countries do or not | | | | | | | | | | | | | | | | |
| 1. Disagree | 30.5 | 41.0 | 19.5 | 34.9 | 18.1 | 31.9 | 29.3 | 32.8 | 27.0 | 30.2 | 34.1 | 27.8 | 29.9 | 40.7 | 32.3 | 32.9 |
| 2. Mostly disagree | 15.4 | 15.6 | 15.4 | 16.2 | 11.1 | 14.9 | 13.5 | 16.2 | 17.0 | 16.4 | 11.5 | 16.3 | 13.7 | 18.9 | 14.5 | 9.9 |
| 3. Neither | 37.8 | 28.9 | 47.3 | 36.7 | 42.4 | 33.8 | 42.6 | 36.2 | 38.0 | 36.6 | 40.8 | 39.0 | 40.8 | 30.7 | 34.5 | 43.0 |
| 4. Mostly agree | 11.5 | 9.7 | 13.2 | 9.1 | 16.9 | 13.7 | 10.1 | 10.0 | 13.7 | 12.2 | 8.6 | 12.2 | 11.0 | 8.5 | 13.5 | 1.1 |
| 5. Agree | 4.8 | 4.9 | 4.7 | 3.2 | 11.5 | 5.7 | 4.5 | 4.8 | 4.4 | 4.7 | 4.9 | 4.6 | 4.7 | 1.3 | 5.1 | 13.1 |
| <i>Item 6450 Subject H02, L03</i> | <i>N</i> 2214 | <i>1082</i> | <i>1038</i> | <i>1419</i> | <i>219</i> | <i>416</i> | <i>566</i> | <i>740</i> | <i>492</i> | <i>1654</i> | <i>403</i> | <i>1004</i> | <i>491</i> | <i>227</i> | <i>388</i> | <i>45</i> |
| A18B: There may be times when the U.S. should go to war to protect the rights of other countries | | | | | | | | | | | | | | | | |
| 1. Disagree | 10.5 | 10.4 | 10.2 | 8.3 | 16.4 | 9.4 | 7.7 | 10.3 | 14.9 | 9.4 | 13.3 | 10.1 | 9.0 | 14.0 | 10.2 | 11.4 |
| 2. Mostly disagree | 18.3 | 19.0 | 17.1 | 19.4 | 16.4 | 18.1 | 18.0 | 19.0 | 17.6 | 18.5 | 16.9 | 15.8 | 18.0 | 17.2 | 25.2 | 23.2 |
| 3. Neither | 22.2 | 22.0 | 22.8 | 21.9 | 24.1 | 20.6 | 23.8 | 20.6 | 24.2 | 21.3 | 25.0 | 20.6 | 24.7 | 23.2 | 21.8 | 23.4 |
| 4. Mostly agree | 32.8 | 29.0 | 36.9 | 34.3 | 27.3 | 33.2 | 33.8 | 35.0 | 28.1 | 34.9 | 27.9 | 36.3 | 32.4 | 27.4 | 30.7 | 19.5 |
| 5. Agree | 16.2 | 19.6 | 13.0 | 16.0 | 15.9 | 18.8 | 16.7 | 15.0 | 15.2 | 15.9 | 16.9 | 17.3 | 15.9 | 18.2 | 12.2 | 22.5 |
| <i>Item 5690 Subject H02, L03</i> | <i>N</i> 2227 | <i>1083</i> | <i>1048</i> | <i>1424</i> | <i>220</i> | <i>420</i> | <i>570</i> | <i>743</i> | <i>494</i> | <i>1662</i> | <i>405</i> | <i>1016</i> | <i>491</i> | <i>227</i> | <i>387</i> | <i>45</i> |
| A18C: The U.S. should be willing to go to war to protect its own economic interests | | | | | | | | | | | | | | | | |
| 1. Disagree | 4.8 | 5.4 | 3.8 | 4.0 | 6.7 | 3.4 | 4.2 | 4.6 | 6.7 | 4.1 | 6.4 | 5.7 | 2.6 | 3.6 | 4.1 | 11.8 |
| 2. Mostly disagree | 10.7 | 9.9 | 11.0 | 10.8 | 7.4 | 11.6 | 9.8 | 10.4 | 11.6 | 11.5 | 7.5 | 10.3 | 11.0 | 7.9 | 13.4 | 12.0 |
| 3. Neither | 20.8 | 20.1 | 22.0 | 20.3 | 21.4 | 22.2 | 22.4 | 18.3 | 21.5 | 20.1 | 22.7 | 21.4 | 22.3 | 17.8 | 18.7 | 12.5 |
| 4. Mostly agree | 33.0 | 28.6 | 37.6 | 34.7 | 26.2 | 33.0 | 34.8 | 31.5 | 33.0 | 34.8 | 26.4 | 34.6 | 32.7 | 34.5 | 30.5 | 22.9 |
| 5. Agree | 30.7 | 36.0 | 25.7 | 30.2 | 38.4 | 29.7 | 28.8 | 35.2 | 27.1 | 29.6 | 36.9 | 28.0 | 31.4 | 36.1 | 33.4 | 40.8 |
| <i>Item 6460 Subject H02, L03</i> | <i>N</i> 2225 | <i>1081</i> | <i>1048</i> | <i>1420</i> | <i>223</i> | <i>419</i> | <i>570</i> | <i>743</i> | <i>493</i> | <i>1662</i> | <i>403</i> | <i>1013</i> | <i>492</i> | <i>227</i> | <i>387</i> | <i>44</i> |
| A18D: The only good reason for the U.S. to go to war is to defend against an attack on our own country | | | | | | | | | | | | | | | | |
| 1. Disagree | 8.2 | 10.7 | 5.7 | 9.0 | 6.2 | 6.8 | 8.6 | 8.3 | 8.8 | 8.4 | 9.2 | 8.1 | 7.3 | 10.6 | 7.6 | 14.3 |
| 2. Mostly disagree | 15.1 | 16.4 | 13.6 | 16.8 | 9.8 | 16.5 | 16.8 | 16.2 | 10.2 | 15.5 | 15.3 | 16.4 | 15.5 | 12.5 | 13.9 | 9.4 |
| 3. Neither | 15.9 | 14.4 | 17.7 | 16.2 | 15.8 | 16.9 | 15.7 | 15.6 | 15.9 | 15.4 | 16.8 | 15.0 | 15.7 | 16.2 | 16.0 | 19.5 |
| 4. Mostly agree | 31.7 | 30.3 | 33.0 | 33.0 | 32.2 | 34.7 | 30.0 | 31.3 | 31.7 | 32.2 | 27.3 | 32.5 | 32.0 | 32.1 | 31.2 | 18.3 |
| 5. Agree | 29.1 | 28.1 | 30.0 | 24.9 | 35.9 | 25.1 | 29.0 | 28.6 | 33.5 | 28.5 | 31.4 | 28.0 | 29.5 | 28.6 | 31.3 | 38.5 |
| <i>Item 6470 Subject H02, L03</i> | <i>N</i> 2225 | <i>1082</i> | <i>1050</i> | <i>1421</i> | <i>224</i> | <i>419</i> | <i>572</i> | <i>742</i> | <i>492</i> | <i>1660</i> | <i>406</i> | <i>1011</i> | <i>494</i> | <i>227</i> | <i>388</i> | <i>45</i> |
| A18E: The U.S. does not need to have greater military power than Russia | | | | | | | | | | | | | | | | |
| 1. Disagree | 37.1 | 45.7 | 28.4 | 37.5 | 44.6 | 31.8 | 36.5 | 42.9 | 33.3 | 36.4 | 41.1 | 32.1 | 40.5 | 39.3 | 42.5 | 54.0 |
| 2. Mostly disagree | 20.2 | 18.6 | 21.8 | 21.1 | 15.8 | 20.1 | 21.5 | 19.7 | 19.5 | 21.2 | 16.7 | 22.1 | 19.7 | 18.1 | 17.0 | 21.4 |
| 3. Neither | 28.0 | 20.0 | 36.3 | 28.4 | 25.2 | 27.3 | 29.4 | 26.6 | 29.1 | 27.2 | 29.5 | 30.6 | 25.1 | 30.4 | 25.6 | 8.1 |
| 4. Mostly agree | 8.6 | 8.0 | 9.5 | 8.1 | 7.4 | 11.4 | 8.0 | 6.2 | 10.5 | 8.6 | 7.6 | 8.1 | 10.1 | 6.3 | 10.0 | 6.1 |
| 5. Agree | 6.1 | 7.6 | 4.0 | 4.9 | 7.0 | 9.4 | 4.5 | 4.6 | 7.6 | 6.6 | 5.2 | 7.1 | 4.6 | 6.0 | 4.8 | 10.4 |
| <i>Item 6480 Subject H02, L03</i> | <i>N</i> 2222 | <i>1080</i> | <i>1046</i> | <i>1418</i> | <i>224</i> | <i>417</i> | <i>570</i> | <i>743</i> | <i>491</i> | <i>1659</i> | <i>403</i> | <i>1008</i> | <i>493</i> | <i>227</i> | <i>388</i> | <i>45</i> |
| A18F: The U.S. ought to have much more military power than any other nation in the world | | | | | | | | | | | | | | | | |
| 1. Disagree | 6.3 | 6.2 | 6.2 | 5.6 | 5.3 | 8.1 | 5.4 | 5.2 | 7.4 | 6.2 | 5.6 | 7.6 | 6.5 | 6.4 | 2.0 | 10.6 |
| 2. Mostly disagree | 9.4 | 7.8 | 11.1 | 9.8 | 7.4 | 11.7 | 8.2 | 9.2 | 9.3 | 9.9 | 8.3 | 10.5 | 8.0 | 7.5 | 9.7 | 5.9 |
| 3. Neither | 29.2 | 22.1 | 36.1 | 28.9 | 29.4 | 28.1 | 29.3 | 27.2 | 33.0 | 29.2 | 27.8 | 31.3 | 29.7 | 30.7 | 24.7 | 6.2 |
| 4. Mostly agree | 21.9 | 22.3 | 21.9 | 22.2 | 18.4 | 21.3 | 21.7 | 22.4 | 21.9 | 22.9 | 18.0 | 23.4 | 21.5 | 16.9 | 21.5 | 26.5 |
| 5. Agree | 33.2 | 41.7 | 24.7 | 33.4 | 39.6 | 30.8 | 35.4 | 36.0 | 28.4 | 31.8 | 40.4 | 27.2 | 34.3 | 38.6 | 42.1 | 50.7 |
| <i>Item 6490 Subject H02, L03</i> | <i>N</i> 2223 | <i>1082</i> | <i>1047</i> | <i>1419</i> | <i>223</i> | <i>418</i> | <i>570</i> | <i>744</i> | <i>490</i> | <i>1658</i> | <i>406</i> | <i>1010</i> | <i>493</i> | <i>227</i> | <i>386</i> | <i>45</i> |

| QUESTIONNAIRE FORM 2 2002 | TOTAL | SEX | | RACE | | REGION | | | | COLLEGE PLANS? | | ILLICIT DRUG USE: LIFETIME | | | | |
|---|---------------|------|------|-------|-------|--------|------|------|------|-------------------|------|----------------------------|------------------------|--------------|---------------|--------------------|
| | | M | F | White | Black | NE | NC | S | W | Yes | No | None | Mari- juana Only | Few Pills | More Pills | Any Her- oin |
| <i>N (Weighted No. of Cases):</i> | 2274 | 1094 | 1070 | 1440 | 231 | 434 | 580 | 760 | 499 | 1689 | 410 | 1026 | 504 | 231 | 394 | 45 |
| <i>% of Weighted Total:</i> | 100.0 | 48.1 | 47.0 | 63.3 | 10.2 | 19.1 | 25.5 | 33.4 | 21.9 | 74.3 | 18.0 | 45.1 | 22.2 | 10.2 | 17.4 | 2.0 |
| A18G: Our present foreign policy is based on our own narrow economic and power interests | | | | | | | | | | | | | | | | |
| 1. Disagree | 4.3 | 5.6 | 2.3 | 4.5 | 4.6 | 3.3 | 4.4 | 4.9 | 4.3 | 3.3 | 8.8 | 4.6 | 3.4 | 7.6 | 1.8 | 6.2 |
| 2. Mostly disagree | 8.1 | 8.5 | 7.5 | 9.3 | 5.2 | 11.1 | 7.5 | 9.0 | 5.0 | 8.7 | 5.3 | 8.3 | 7.7 | 9.4 | 6.3 | 15.0 |
| 3. Neither | 51.7 | 46.2 | 58.0 | 53.1 | 49.4 | 42.9 | 55.0 | 54.1 | 51.8 | 51.0 | 56.5 | 52.9 | 48.7 | 48.7 | 54.3 | 52.8 |
| 4. Mostly agree | 25.1 | 26.4 | 23.8 | 24.2 | 23.8 | 25.8 | 24.6 | 22.0 | 29.5 | 25.9 | 21.3 | 23.2 | 28.9 | 26.4 | 26.9 | 7.2 |
| 5. Agree | 10.8 | 13.2 | 8.4 | 8.9 | 17.1 | 16.9 | 8.6 | 10.0 | 9.5 | 11.1 | 8.1 | 10.9 | 11.4 | 7.9 | 10.7 | 18.8 |
| <i>Item 6500 Subject H02, L03</i> | <i>N</i> 2210 | 1078 | 1036 | 1413 | 216 | 415 | 569 | 736 | 491 | 1653 | 397 | 1005 | 488 | 227 | 386 | 45 |
| A19: This section deals with activities which may be against the rules or against the law. We hope you will answer all of these questions. However, if you find a question which you cannot answer honestly, we would prefer that you leave it blank. Remember, your answers will never be connected with your name. | | | | | | | | | | | | | | | | |
| During the LAST 12 MONTHS, how often have you . . . | | | | | | | | | | | | | | | | |
| A19A: Argued or had a fight with either of your parents (NOTE: This question was omitted in the questionnaires administered in California, beginning in 1997, due to state requirements.) | | | | | | | | | | | | | | | | |
| 1. Not at all | 12.3 | 15.1 | 8.5 | 9.8 | 21.9 | 13.0 | 11.8 | 11.5 | 14.3 | 10.6 | 16.0 | 15.9 | 8.4 | 9.7 | 8.3 | 8.9 |
| 2. Once | 10.3 | 11.1 | 9.2 | 9.4 | 14.4 | 7.4 | 12.2 | 10.2 | 10.6 | 9.7 | 11.3 | 10.7 | 12.5 | 12.2 | 5.5 | 4.6 |
| 3. Twice | 12.4 | 13.6 | 10.9 | 11.9 | 12.8 | 12.4 | 9.8 | 12.9 | 16.2 | 11.6 | 14.4 | 13.6 | 13.9 | 10.2 | 8.6 | 11.1 |
| 4. 3 or 4 times | 24.4 | 23.3 | 25.8 | 26.0 | 17.0 | 26.9 | 23.4 | 24.6 | 22.3 | 25.4 | 22.7 | 23.9 | 24.1 | 29.1 | 23.5 | 29.3 |
| 5. 5 or more times | 40.6 | 36.9 | 45.6 | 42.9 | 33.9 | 40.2 | 42.7 | 40.8 | 36.6 | 42.7 | 35.7 | 35.9 | 41.1 | 38.8 | 54.1 | 46.0 |
| <i>Item 6520 Subject M03, S01</i> | <i>N</i> 2016 | 995 | 950 | 1374 | 215 | 418 | 577 | 743 | 278 | 1488 | 389 | 914 | 463 | 203 | 345 | 44 |
| A19B: Hit an instructor or supervisor | | | | | | | | | | | | | | | | |
| 1. Not at all | 97.0 | 95.4 | 98.7 | 97.2 | 96.7 | 95.9 | 96.9 | 96.4 | 98.8 | 98.1 | 92.3 | 98.5 | 97.3 | 98.4 | 94.7 | 77.3 |
| 2. Once | 1.4 | 2.3 | 0.5 | 1.8 | 0.8 | 1.8 | 1.1 | 2.0 | 0.6 | 0.9 | 3.8 | 0.3 | 1.0 | 1.6 | 3.0 | 14.6 |
| 3. Twice | 0.9 | 1.3 | 0.3 | 0.7 | 1.4 | 1.0 | 0.9 | 1.3 | 0.1 | 0.4 | 2.3 | 0.7 | 1.2 | - | 1.3 | - |
| 4. 3 or 4 times | 0.4 | 0.5 | 0.3 | 0.2 | 0.4 | 0.6 | 0.6 | 0.2 | 0.3 | 0.3 | 0.5 | 0.4 | 0.3 | - | 0.3 | 4.7 |
| 5. 5 or more times | 0.4 | 0.7 | 0.1 | 0.2 | 0.7 | 0.7 | 0.6 | 0.2 | 0.3 | 0.2 | 1.1 | 0.2 | 0.2 | - | 0.7 | 3.4 |
| <i>Item 6530 Subject M02, S01</i> | <i>N</i> 2239 | 1091 | 1055 | 1431 | 225 | 418 | 577 | 748 | 496 | 1681 | 402 | 1026 | 503 | 227 | 387 | 45 |
| A19C: Gotten into a serious fight in school or at work | | | | | | | | | | | | | | | | |
| 1. Not at all | 86.3 | 83.4 | 90.2 | 87.7 | 83.8 | 80.4 | 88.8 | 86.2 | 88.4 | 88.1 | 79.3 | 93.5 | 84.7 | 83.7 | 75.7 | 57.8 |
| 2. Once | 8.6 | 10.2 | 6.2 | 7.8 | 9.7 | 13.3 | 7.2 | 8.7 | 5.9 | 7.9 | 10.9 | 4.4 | 11.2 | 9.4 | 13.0 | 25.0 |
| 3. Twice | 3.0 | 3.4 | 2.3 | 2.6 | 4.4 | 4.1 | 2.4 | 2.9 | 2.8 | 2.2 | 6.3 | 1.2 | 1.8 | 5.4 | 6.8 | 9.7 |
| 4. 3 or 4 times | 1.6 | 2.0 | 1.1 | 1.6 | 0.7 | 1.1 | 1.0 | 1.8 | 2.5 | 1.5 | 2.3 | 0.7 | 1.4 | 0.9 | 3.7 | 3.6 |
| 5. 5 or more times | 0.6 | 1.0 | 0.2 | 0.2 | 1.5 | 1.1 | 0.7 | 0.3 | 0.5 | 0.4 | 1.2 | 0.1 | 0.8 | 0.6 | 0.9 | 3.9 |
| <i>Item 6540 Subject B07, C01, S01</i> | <i>N</i> 2235 | 1087 | 1055 | 1430 | 223 | 415 | 577 | 747 | 496 | 1678 | 402 | 1025 | 502 | 226 | 386 | 45 |
| A19D: Taken part in a fight where a group of your friends were against another group | | | | | | | | | | | | | | | | |
| 1. Not at all | 82.9 | 81.0 | 85.7 | 83.8 | 82.7 | 80.4 | 82.5 | 82.3 | 86.3 | 84.5 | 75.6 | 92.4 | 79.8 | 81.1 | 68.1 | 51.8 |
| 2. Once | 9.3 | 9.6 | 8.9 | 9.1 | 7.4 | 10.4 | 11.3 | 8.5 | 7.1 | 8.8 | 12.3 | 5.3 | 10.5 | 11.2 | 14.6 | 22.2 |
| 3. Twice | 4.2 | 4.3 | 3.7 | 4.0 | 2.3 | 5.2 | 3.9 | 4.1 | 3.9 | 4.1 | 4.1 | 1.2 | 4.2 | 5.0 | 10.6 | 11.7 |
| 4. 3 or 4 times | 2.1 | 2.9 | 1.1 | 2.1 | 3.9 | 1.3 | 1.1 | 3.5 | 1.6 | 1.5 | 4.5 | 0.6 | 3.1 | 2.4 | 3.3 | 6.6 |
| 5. 5 or more times | 1.5 | 2.2 | 0.8 | 1.0 | 3.8 | 2.7 | 1.2 | 1.5 | 1.0 | 1.1 | 3.4 | 0.4 | 2.4 | 0.2 | 3.3 | 7.6 |
| <i>Item 6550 Subject S01</i> | <i>N</i> 2234 | 1086 | 1055 | 1430 | 225 | 418 | 575 | 748 | 493 | 1677 | 401 | 1024 | 503 | 225 | 386 | 45 |
| A19E: Hurt someone badly enough to need bandages or a doctor | | | | | | | | | | | | | | | | |
| 1. Not at all | 88.3 | 82.5 | 94.9 | 88.4 | 84.9 | 84.9 | 88.7 | 87.9 | 91.1 | 90.0 | 80.4 | 95.8 | 84.6 | 89.9 | 77.6 | 47.3 |
| 2. Once | 6.2 | 8.8 | 2.7 | 6.4 | 7.0 | 8.5 | 5.2 | 7.3 | 3.8 | 5.2 | 10.9 | 2.2 | 7.2 | 7.3 | 11.9 | 27.9 |
| 3. Twice | 3.2 | 4.7 | 1.6 | 3.2 | 3.9 | 3.3 | 3.3 | 2.7 | 3.5 | 2.7 | 4.6 | 1.1 | 5.0 | 1.6 | 5.6 | 15.9 |
| 4. 3 or 4 times | 1.3 | 2.1 | 0.6 | 1.2 | 2.1 | 1.6 | 1.8 | 0.9 | 1.0 | 1.3 | 1.8 | 0.5 | 1.7 | 1.1 | 2.7 | 1.2 |
| 5. 5 or more times | 1.1 | 2.0 | 0.2 | 0.8 | 2.1 | 1.7 | 0.9 | 1.2 | 0.5 | 0.8 | 2.3 | 0.3 | 1.4 | 0.1 | 2.2 | 7.7 |
| <i>Item 6560 Subject S01</i> | <i>N</i> 2232 | 1087 | 1053 | 1429 | 224 | 418 | 576 | 744 | 494 | 1678 | 400 | 1023 | 503 | 227 | 383 | 45 |

DESCRIPTIVE RESULTS: 2002

113

| QUESTIONNAIRE FORM 2 2002 | TOTAL | SEX | | RACE | | REGION | | | | COLLEGE PLANS? | | ILLICIT DRUG USE: LIFETIME | | | | |
|---|---------------|-------------|-------------|-------------|------------|------------|------------|------------|------------|-------------------|------------|----------------------------|------------------------|--------------|---------------|--------------------|
| | | M | F | White | Black | NE | NC | S | W | Yes | No | None | Mari- juana Only | Few Pills | More Pills | Any Her- oin |
| <i>N (Weighted No. of Cases):</i> | 2274 | 1094 | 1070 | 1440 | 231 | 434 | 580 | 760 | 499 | 1689 | 410 | 1026 | 504 | 231 | 394 | 45 |
| <i>% of Weighted Total:</i> | 100.0 | 48.1 | 47.0 | 63.3 | 10.2 | 19.1 | 25.5 | 33.4 | 21.9 | 74.3 | 18.0 | 45.1 | 22.2 | 10.2 | 17.4 | 2.0 |
| A19F: Used a knife or gun or some other thing (like a club) to get something from a person | | | | | | | | | | | | | | | | |
| 1. Not at all | 96.8 | 94.9 | 99.1 | 97.4 | 95.8 | 95.8 | 96.3 | 96.9 | 98.3 | 97.9 | 92.9 | 98.6 | 97.4 | 97.1 | 94.2 | 80.9 |
| 2. Once | 1.4 | 2.2 | 0.4 | 1.5 | 1.8 | 1.6 | 1.9 | 1.5 | 0.4 | 0.8 | 4.0 | 0.4 | 1.2 | 1.2 | 2.6 | 11.8 |
| 3. Twice | 1.0 | 1.8 | 0.2 | 0.6 | 1.7 | 1.7 | 1.4 | 0.4 | 1.0 | 0.8 | 1.9 | 0.4 | 1.1 | 0.8 | 1.8 | 5.4 |
| 4. 3 or 4 times | 0.2 | 0.4 | * | 0.3 | 0.1 | 0.3 | - | 0.6 | - | 0.2 | 0.3 | 0.1 | 0.1 | - | 0.7 | - |
| 5. 5 or more times | 0.5 | 0.6 | 0.2 | 0.2 | 0.7 | 0.7 | 0.4 | 0.7 | 0.3 | 0.3 | 0.9 | 0.4 | 0.3 | 0.9 | 0.6 | 1.9 |
| <i>Item 6570 Subject S01</i> | <i>N</i> 2234 | <i>1087</i> | <i>1055</i> | <i>1428</i> | <i>225</i> | <i>418</i> | <i>577</i> | <i>744</i> | <i>495</i> | <i>1677</i> | <i>402</i> | <i>1024</i> | <i>503</i> | <i>227</i> | <i>385</i> | <i>44</i> |
| A19G: Taken something not belonging to you worth under \$50 | | | | | | | | | | | | | | | | |
| 1. Not at all | 71.2 | 67.1 | 75.2 | 70.3 | 78.3 | 67.9 | 67.8 | 76.6 | 69.9 | 71.2 | 70.6 | 82.4 | 71.0 | 73.7 | 44.0 | 46.5 |
| 2. Once | 12.4 | 12.0 | 12.8 | 12.4 | 9.7 | 11.1 | 13.1 | 11.5 | 13.8 | 12.4 | 12.4 | 8.7 | 11.6 | 14.1 | 20.9 | 13.9 |
| 3. Twice | 6.8 | 8.3 | 5.1 | 7.6 | 5.9 | 8.5 | 8.9 | 5.2 | 5.3 | 6.9 | 6.3 | 4.4 | 7.3 | 4.5 | 11.4 | 21.0 |
| 4. 3 or 4 times | 3.9 | 4.5 | 3.3 | 3.8 | 2.2 | 4.4 | 3.9 | 4.1 | 3.3 | 4.2 | 3.4 | 1.8 | 3.4 | 3.4 | 9.9 | 10.7 |
| 5. 5 or more times | 5.7 | 8.1 | 3.6 | 5.8 | 3.9 | 8.1 | 6.3 | 2.7 | 7.6 | 5.3 | 7.3 | 2.7 | 6.7 | 4.3 | 13.7 | 7.9 |
| <i>Item 6580 Subject S01</i> | <i>N</i> 2230 | <i>1083</i> | <i>1054</i> | <i>1426</i> | <i>224</i> | <i>415</i> | <i>575</i> | <i>746</i> | <i>494</i> | <i>1677</i> | <i>398</i> | <i>1022</i> | <i>502</i> | <i>227</i> | <i>383</i> | <i>45</i> |
| A19H: Taken something not belonging to you worth over \$50 | | | | | | | | | | | | | | | | |
| 1. Not at all | 89.9 | 85.8 | 94.6 | 90.0 | 91.7 | 89.9 | 90.2 | 91.4 | 87.4 | 90.9 | 84.7 | 96.0 | 88.4 | 91.1 | 76.3 | 73.3 |
| 2. Once | 4.8 | 6.4 | 2.7 | 4.7 | 3.8 | 4.3 | 3.9 | 5.2 | 5.6 | 4.5 | 6.2 | 1.9 | 5.5 | 5.2 | 10.6 | 12.9 |
| 3. Twice | 2.0 | 3.1 | 1.0 | 2.2 | 0.6 | 1.9 | 3.0 | 1.0 | 2.3 | 1.8 | 3.2 | 0.8 | 2.6 | 1.2 | 4.6 | 2.2 |
| 4. 3 or 4 times | 1.6 | 2.1 | 0.8 | 1.5 | 2.0 | 1.3 | 1.7 | 1.3 | 2.2 | 1.3 | 2.6 | 0.5 | 1.7 | 2.1 | 3.6 | 7.7 |
| 5. 5 or more times | 1.7 | 2.6 | 1.0 | 1.6 | 1.8 | 2.5 | 1.2 | 1.2 | 2.4 | 1.5 | 3.2 | 0.8 | 1.8 | 0.5 | 4.9 | 3.9 |
| <i>Item 6590 Subject S01</i> | <i>N</i> 2231 | <i>1085</i> | <i>1055</i> | <i>1430</i> | <i>223</i> | <i>417</i> | <i>576</i> | <i>746</i> | <i>493</i> | <i>1679</i> | <i>399</i> | <i>1025</i> | <i>502</i> | <i>226</i> | <i>382</i> | <i>45</i> |
| A19I: Taken something from a store without paying for it | | | | | | | | | | | | | | | | |
| 1. Not at all | 72.1 | 70.1 | 74.2 | 72.8 | 73.3 | 65.5 | 72.2 | 77.1 | 70.1 | 73.3 | 65.1 | 86.6 | 66.7 | 72.6 | 43.4 | 58.6 |
| 2. Once | 11.4 | 11.2 | 12.2 | 10.4 | 14.3 | 12.0 | 10.5 | 10.1 | 14.0 | 11.6 | 11.9 | 7.9 | 12.8 | 14.0 | 17.1 | 3.6 |
| 3. Twice | 6.5 | 7.4 | 5.7 | 6.6 | 5.1 | 8.4 | 7.9 | 4.4 | 6.3 | 6.0 | 9.2 | 2.8 | 9.4 | 4.3 | 12.2 | 20.8 |
| 4. 3 or 4 times | 4.0 | 3.8 | 3.8 | 4.2 | 2.6 | 7.0 | 3.5 | 3.1 | 3.3 | 3.7 | 4.3 | 1.0 | 4.8 | 3.7 | 10.4 | 8.8 |
| 5. 5 or more times | 6.0 | 7.5 | 4.2 | 6.0 | 4.8 | 7.1 | 5.9 | 5.3 | 6.3 | 5.4 | 9.5 | 1.8 | 6.4 | 5.4 | 16.9 | 8.2 |
| <i>Item 6600 Subject S01</i> | <i>N</i> 2234 | <i>1088</i> | <i>1054</i> | <i>1429</i> | <i>224</i> | <i>416</i> | <i>577</i> | <i>747</i> | <i>494</i> | <i>1679</i> | <i>400</i> | <i>1024</i> | <i>502</i> | <i>227</i> | <i>385</i> | <i>45</i> |
| A19J: Taken a car that didn't belong to someone in your family without permission of the owner | | | | | | | | | | | | | | | | |
| 1. Not at all | 95.1 | 93.1 | 97.3 | 96.0 | 94.3 | 94.9 | 95.2 | 95.7 | 94.2 | 96.4 | 91.0 | 97.4 | 95.2 | 98.0 | 89.1 | 93.1 |
| 2. Once | 2.4 | 2.7 | 2.0 | 2.2 | 2.4 | 3.2 | 2.3 | 2.3 | 2.1 | 1.7 | 5.2 | 1.4 | 2.4 | 1.4 | 4.4 | 1.3 |
| 3. Twice | 0.9 | 1.3 | 0.5 | 0.6 | 0.4 | 0.4 | 1.2 | 0.3 | 1.9 | 0.9 | 1.1 | 0.7 | 1.0 | 0.1 | 1.9 | 2.4 |
| 4. 3 or 4 times | 0.9 | 1.6 | * | 0.7 | 2.9 | 0.8 | 0.4 | 1.3 | 0.8 | 0.5 | 2.3 | 0.4 | 1.0 | - | 2.2 | 1.5 |
| 5. 5 or more times | 0.7 | 1.2 | 0.2 | 0.5 | - | 0.8 | 0.9 | 0.3 | 0.9 | 0.5 | 0.5 | 0.2 | 0.4 | 0.5 | 2.4 | 1.8 |
| <i>Item 6610 Subject S01</i> | <i>N</i> 2236 | <i>1089</i> | <i>1055</i> | <i>1430</i> | <i>225</i> | <i>418</i> | <i>576</i> | <i>747</i> | <i>496</i> | <i>1680</i> | <i>402</i> | <i>1026</i> | <i>503</i> | <i>227</i> | <i>385</i> | <i>45</i> |
| A19K: Taken part of a car without permission of the owner | | | | | | | | | | | | | | | | |
| 1. Not at all | 95.3 | 93.0 | 97.9 | 96.0 | 96.4 | 94.4 | 96.0 | 95.9 | 94.5 | 96.3 | 91.4 | 97.7 | 95.4 | 97.9 | 89.5 | 84.5 |
| 2. Once | 2.0 | 2.9 | 0.9 | 1.6 | 1.5 | 2.2 | 1.2 | 1.9 | 3.0 | 1.5 | 3.8 | 1.0 | 2.8 | 0.6 | 3.3 | 9.4 |
| 3. Twice | 1.1 | 1.6 | 0.6 | 0.9 | 0.1 | 1.5 | 0.8 | 1.0 | 1.2 | 1.1 | 1.5 | 1.0 | 0.5 | 0.7 | 2.2 | 2.6 |
| 4. 3 or 4 times | 0.8 | 1.0 | 0.5 | 0.9 | 0.8 | 0.7 | 1.1 | 0.6 | 0.8 | 0.4 | 2.5 | 0.1 | 0.9 | 0.4 | 2.8 | - |
| 5. 5 or more times | 0.7 | 1.4 | 0.1 | 0.6 | 1.2 | 1.2 | 0.9 | 0.5 | 0.5 | 0.7 | 0.9 | 0.3 | 0.5 | 0.4 | 2.1 | 3.4 |
| <i>Item 6620 Subject S01</i> | <i>N</i> 2232 | <i>1087</i> | <i>1053</i> | <i>1430</i> | <i>223</i> | <i>418</i> | <i>577</i> | <i>743</i> | <i>494</i> | <i>1678</i> | <i>399</i> | <i>1021</i> | <i>503</i> | <i>227</i> | <i>386</i> | <i>45</i> |
| A19L: Gone into some house or building when you weren't supposed to be there | | | | | | | | | | | | | | | | |
| 1. Not at all | 77.4 | 73.5 | 81.2 | 76.3 | 75.2 | 72.3 | 77.9 | 77.4 | 81.0 | 77.9 | 73.6 | 85.8 | 77.4 | 74.8 | 59.5 | 57.5 |
| 2. Once | 10.1 | 11.2 | 9.0 | 11.5 | 10.5 | 12.2 | 10.4 | 9.5 | 8.9 | 9.7 | 12.8 | 6.9 | 8.7 | 13.7 | 16.3 | 22.4 |
| 3. Twice | 6.2 | 7.2 | 5.2 | 6.6 | 4.5 | 7.2 | 5.8 | 6.6 | 5.2 | 6.3 | 6.3 | 3.4 | 6.1 | 7.1 | 12.4 | 12.2 |
| 4. 3 or 4 times | 3.2 | 4.4 | 2.2 | 3.4 | 3.9 | 3.3 | 4.0 | 3.4 | 1.7 | 3.1 | 4.1 | 1.8 | 4.1 | 1.3 | 6.7 | 5.1 |
| 5. 5 or more times | 3.1 | 3.7 | 2.3 | 2.1 | 5.9 | 4.9 | 1.9 | 3.1 | 3.2 | 3.0 | 3.1 | 2.1 | 3.8 | 3.1 | 5.1 | 2.7 |
| <i>Item 6630 Subject S01</i> | <i>N</i> 2237 | <i>1090</i> | <i>1055</i> | <i>1431</i> | <i>225</i> | <i>418</i> | <i>577</i> | <i>747</i> | <i>495</i> | <i>1681</i> | <i>402</i> | <i>1025</i> | <i>503</i> | <i>227</i> | <i>386</i> | <i>45</i> |

*=less than .05 percent.

MONITORING THE FUTURE

| QUESTIONNAIRE FORM 2 2002 | TOTAL | SEX | | RACE | | REGION | | | | COLLEGE PLANS? | | ILLICIT DRUG USE: LIFETIME | | | | |
|---|---------------|-------------|-------------|-------------|------------|------------|------------|------------|------------|-------------------|------------|----------------------------|------------------------|--------------|---------------|--------------------|
| | | M | F | White | Black | NE | NC | S | W | Yes | No | None | Mari- juana Only | Few Pills | More Pills | Any Her- oin |
| <i>N (Weighted No. of Cases):</i> | 2274 | 1094 | 1070 | 1440 | 231 | 434 | 580 | 760 | 499 | 1689 | 410 | 1026 | 504 | 231 | 394 | 45 |
| <i>% of Weighted Total:</i> | 100.0 | 48.1 | 47.0 | 63.3 | 10.2 | 19.1 | 25.5 | 33.4 | 21.9 | 74.3 | 18.0 | 45.1 | 22.2 | 10.2 | 17.4 | 2.0 |
| A19M: Set fire to someone's property on purpose | | | | | | | | | | | | | | | | |
| 1. Not at all | 96.9 | 95.3 | 98.8 | 97.0 | 95.1 | 95.7 | 96.9 | 97.1 | 97.7 | 97.9 | 92.8 | 98.4 | 97.5 | 97.0 | 94.5 | 90.0 |
| 2. Once | 1.3 | 1.9 | 0.6 | 1.2 | 2.5 | 1.5 | 1.5 | 1.4 | 0.4 | 0.9 | 2.8 | 0.5 | 1.4 | 1.6 | 1.5 | 6.5 |
| 3. Twice | 0.9 | 1.5 | 0.4 | 0.9 | 1.2 | 1.7 | 0.7 | 0.7 | 0.9 | 0.6 | 2.8 | 0.6 | 0.8 | 0.2 | 2.1 | 0.9 |
| 4. 3 or 4 times | 0.4 | 0.6 | 0.2 | 0.4 | 1.1 | 0.7 | 0.4 | - | 0.9 | 0.3 | 0.9 | 0.3 | 0.1 | 1.1 | 0.8 | - |
| 5. 5 or more times | 0.4 | 0.8 | - | 0.3 | 0.2 | 0.3 | 0.6 | 0.7 | - | 0.3 | 0.6 | 0.2 | 0.2 | - | 1.0 | 2.5 |
| <i>Item 6640 Subject S01</i> | <i>N</i> 2236 | <i>1089</i> | <i>1055</i> | <i>1430</i> | <i>225</i> | <i>418</i> | <i>577</i> | <i>747</i> | <i>495</i> | <i>1681</i> | <i>401</i> | <i>1026</i> | <i>503</i> | <i>227</i> | <i>385</i> | <i>45</i> |
| A19N: Damaged school property on purpose | | | | | | | | | | | | | | | | |
| 1. Not at all | 88.5 | 84.2 | 93.4 | 87.9 | 88.5 | 83.3 | 87.6 | 89.7 | 91.9 | 89.8 | 81.3 | 94.7 | 85.7 | 92.1 | 76.6 | 72.4 |
| 2. Once | 5.4 | 7.2 | 3.8 | 6.0 | 5.3 | 8.5 | 6.8 | 4.2 | 3.1 | 4.7 | 9.6 | 3.1 | 7.0 | 3.8 | 10.5 | 7.6 |
| 3. Twice | 2.6 | 3.3 | 1.7 | 2.6 | 2.8 | 5.3 | 3.1 | 1.8 | 0.9 | 2.6 | 3.1 | 1.0 | 4.0 | 2.3 | 4.7 | 4.1 |
| 4. 3 or 4 times | 1.7 | 2.4 | 0.3 | 1.6 | 1.0 | 1.4 | 1.0 | 1.9 | 2.4 | 1.6 | 1.7 | 0.9 | 2.0 | 1.2 | 2.8 | - |
| 5. 5 or more times | 1.8 | 2.9 | 0.8 | 1.9 | 2.3 | 1.6 | 1.5 | 2.4 | 1.6 | 1.3 | 4.3 | 0.4 | 1.3 | 0.6 | 5.5 | 15.9 |
| <i>Item 6650 Subject B07, S01</i> | <i>N</i> 2232 | <i>1087</i> | <i>1055</i> | <i>1427</i> | <i>224</i> | <i>416</i> | <i>577</i> | <i>743</i> | <i>496</i> | <i>1676</i> | <i>402</i> | <i>1023</i> | <i>502</i> | <i>227</i> | <i>385</i> | <i>45</i> |
| A19O: Damaged property at work on purpose | | | | | | | | | | | | | | | | |
| 1. Not at all | 93.5 | 88.9 | 98.4 | 92.8 | 94.7 | 91.4 | 92.6 | 94.0 | 95.6 | 94.3 | 88.9 | 96.8 | 93.6 | 92.5 | 87.6 | 78.9 |
| 2. Once | 2.7 | 4.5 | 0.9 | 2.9 | 3.1 | 3.0 | 3.1 | 2.8 | 1.7 | 2.7 | 3.1 | 1.3 | 3.6 | 4.6 | 3.5 | 5.8 |
| 3. Twice | 1.6 | 2.4 | 0.5 | 1.6 | 1.6 | 2.6 | 0.9 | 2.1 | 0.8 | 1.2 | 3.3 | 0.7 | 0.8 | 2.1 | 4.2 | 1.1 |
| 4. 3 or 4 times | 0.7 | 1.3 | 0.1 | 0.8 | 0.5 | 1.2 | 0.9 | 0.2 | 0.8 | 0.5 | 1.4 | 0.4 | 0.7 | 0.7 | 1.5 | - |
| 5. 5 or more times | 1.5 | 2.9 | 0.2 | 1.9 | 0.2 | 1.8 | 2.5 | 0.9 | 1.1 | 1.2 | 3.3 | 0.8 | 1.4 | 0.1 | 3.1 | 14.2 |
| <i>Item 6660 Subject C01, S01</i> | <i>N</i> 2234 | <i>1087</i> | <i>1054</i> | <i>1428</i> | <i>225</i> | <i>418</i> | <i>577</i> | <i>746</i> | <i>493</i> | <i>1680</i> | <i>399</i> | <i>1026</i> | <i>502</i> | <i>224</i> | <i>386</i> | <i>45</i> |
| A19P: Been arrested and taken to a police station | | | | | | | | | | | | | | | | |
| 1. Not at all | 90.7 | 86.5 | 95.7 | 90.5 | 90.7 | 88.6 | 90.7 | 91.7 | 90.9 | 93.0 | 81.4 | 97.7 | 90.0 | 89.7 | 76.2 | 74.8 |
| 2. Once | 6.3 | 9.0 | 3.2 | 6.3 | 6.4 | 8.2 | 5.7 | 6.0 | 5.9 | 4.7 | 12.5 | 2.0 | 8.2 | 9.4 | 12.1 | 14.3 |
| 3. Twice | 1.7 | 2.2 | 0.8 | 1.8 | 1.3 | 1.4 | 0.7 | 2.0 | 2.6 | 1.5 | 2.9 | 0.1 | 0.8 | 0.4 | 7.7 | - |
| 4. 3 or 4 times | 0.8 | 1.5 | 0.1 | 1.0 | 0.9 | 1.0 | 2.4 | 0.1 | 0.1 | 0.4 | 2.0 | 0.2 | 0.5 | 0.4 | 2.5 | 6.3 |
| 5. 5 or more times | 0.5 | 0.9 | 0.1 | 0.3 | 0.7 | 0.8 | 0.6 | 0.3 | 0.6 | 0.4 | 1.3 | * | 0.5 | 0.2 | 1.4 | 4.6 |
| <i>Item 25880 Subject S01</i> | <i>N</i> 2232 | <i>1088</i> | <i>1052</i> | <i>1428</i> | <i>224</i> | <i>416</i> | <i>577</i> | <i>744</i> | <i>496</i> | <i>1680</i> | <i>397</i> | <i>1024</i> | <i>502</i> | <i>227</i> | <i>386</i> | <i>42</i> |
| A20: The next questions are about some things which may have happened TO YOU. | | | | | | | | | | | | | | | | |
| During the LAST 12 MONTHS, how often . . . | | | | | | | | | | | | | | | | |
| A20A: Has something of yours (worth under \$50) been stolen? | | | | | | | | | | | | | | | | |
| 1. Not at all | 55.6 | 52.3 | 59.0 | 57.0 | 56.0 | 52.6 | 54.2 | 59.5 | 53.9 | 54.6 | 61.1 | 64.2 | 52.6 | 47.4 | 45.2 | 36.4 |
| 2. Once | 26.3 | 28.0 | 24.6 | 25.0 | 25.6 | 28.7 | 26.9 | 23.4 | 28.0 | 27.0 | 23.7 | 22.7 | 29.1 | 32.7 | 28.5 | 26.5 |
| 3. Twice | 10.7 | 11.9 | 9.8 | 11.2 | 10.7 | 13.3 | 10.7 | 10.2 | 9.1 | 11.3 | 8.3 | 7.9 | 10.6 | 10.5 | 17.3 | 10.6 |
| 4. 3 or 4 times | 4.6 | 5.1 | 4.3 | 4.7 | 4.1 | 3.3 | 4.9 | 4.7 | 5.4 | 4.6 | 4.4 | 3.2 | 5.6 | 6.8 | 5.1 | 15.7 |
| 5. 5 or more times | 2.8 | 2.7 | 2.3 | 2.1 | 3.6 | 2.1 | 3.3 | 2.2 | 3.5 | 2.6 | 2.5 | 1.9 | 2.1 | 2.6 | 4.0 | 10.7 |
| <i>Item 6680 Subject S03</i> | <i>N</i> 2227 | <i>1084</i> | <i>1053</i> | <i>1427</i> | <i>223</i> | <i>415</i> | <i>576</i> | <i>742</i> | <i>494</i> | <i>1676</i> | <i>401</i> | <i>1021</i> | <i>500</i> | <i>227</i> | <i>386</i> | <i>45</i> |
| A20B: Has something of yours (worth over \$50) been stolen? | | | | | | | | | | | | | | | | |
| 1. Not at all | 75.0 | 70.1 | 80.6 | 76.8 | 70.8 | 75.7 | 76.4 | 74.4 | 73.9 | 75.3 | 74.4 | 79.8 | 73.9 | 76.1 | 67.3 | 47.4 |
| 2. Once | 17.6 | 21.5 | 13.0 | 16.2 | 19.6 | 18.4 | 15.9 | 17.2 | 19.7 | 17.5 | 18.2 | 14.9 | 19.5 | 17.8 | 22.6 | 24.3 |
| 3. Twice | 4.2 | 4.8 | 3.7 | 4.5 | 5.1 | 3.2 | 4.2 | 5.8 | 2.7 | 4.1 | 4.5 | 2.9 | 3.3 | 3.9 | 6.9 | 14.1 |
| 4. 3 or 4 times | 2.0 | 2.5 | 1.6 | 1.9 | 2.4 | 1.5 | 2.5 | 1.8 | 2.2 | 2.0 | 2.4 | 1.9 | 2.3 | 0.9 | 1.9 | 7.1 |
| 5. 5 or more times | 1.1 | 1.0 | 1.0 | 0.7 | 2.1 | 1.3 | 1.1 | 0.8 | 1.4 | 1.0 | 0.6 | 0.4 | 1.0 | 1.3 | 1.4 | 7.0 |
| <i>Item 6690 Subject S03</i> | <i>N</i> 2226 | <i>1084</i> | <i>1053</i> | <i>1427</i> | <i>223</i> | <i>415</i> | <i>576</i> | <i>742</i> | <i>494</i> | <i>1676</i> | <i>401</i> | <i>1021</i> | <i>500</i> | <i>227</i> | <i>386</i> | <i>45</i> |
| A20C: Has someone deliberately damaged your property (your car, clothing, etc.)? | | | | | | | | | | | | | | | | |
| 1. Not at all | 68.6 | 62.4 | 74.8 | 68.0 | 76.4 | 70.5 | 66.2 | 71.3 | 65.7 | 68.5 | 68.5 | 73.7 | 67.3 | 65.6 | 59.6 | 52.1 |
| 2. Once | 18.8 | 22.1 | 15.6 | 20.9 | 11.8 | 18.3 | 21.9 | 18.5 | 16.0 | 19.2 | 16.9 | 15.7 | 20.1 | 24.9 | 21.1 | 27.9 |
| 3. Twice | 7.4 | 8.6 | 6.3 | 7.1 | 7.0 | 7.2 | 5.2 | 6.9 | 10.8 | 6.8 | 10.0 | 5.2 | 7.3 | 6.3 | 14.4 | 3.8 |
| 4. 3 or 4 times | 4.0 | 4.8 | 2.8 | 3.0 | 4.2 | 3.2 | 5.3 | 2.4 | 5.3 | 4.2 | 2.6 | 3.6 | 4.3 | 2.3 | 3.7 | 14.1 |
| 5. 5 or more times | 1.3 | 2.1 | 0.5 | 1.0 | 0.6 | 0.9 | 1.4 | 1.0 | 2.1 | 1.3 | 2.0 | 1.6 | 1.0 | 0.8 | 1.2 | 2.2 |
| <i>Item 6700 Subject S03</i> | <i>N</i> 2224 | <i>1083</i> | <i>1053</i> | <i>1426</i> | <i>223</i> | <i>414</i> | <i>575</i> | <i>743</i> | <i>492</i> | <i>1674</i> | <i>401</i> | <i>1020</i> | <i>500</i> | <i>227</i> | <i>387</i> | <i>44</i> |

* = less than .05 percent.

DESCRIPTIVE RESULTS: 2002

115

| QUESTIONNAIRE FORM 2 2002 | TOTAL | SEX | | RACE | | REGION | | | | COLLEGE PLANS? | | ILLICIT DRUG USE: LIFETIME | | | | |
|---|---------------|------|------|-------|-------|--------|------|------|------|-------------------|------|----------------------------|------------------------|--------------|---------------|--------------------|
| | | M | F | White | Black | NE | NC | S | W | Yes | No | None | Mari- juana Only | Few Pills | More Pills | Any Her- oin |
| <i>N (Weighted No. of Cases):</i> | 2274 | 1094 | 1070 | 1440 | 231 | 434 | 580 | 760 | 499 | 1689 | 410 | 1026 | 504 | 231 | 394 | 45 |
| <i>% of Weighted Total:</i> | 100.0 | 48.1 | 47.0 | 63.3 | 10.2 | 19.1 | 25.5 | 33.4 | 21.9 | 74.3 | 18.0 | 45.1 | 22.2 | 10.2 | 17.4 | 2.0 |
| A20D: Has someone injured you with a weapon (like a knife, gun, or club)? | | | | | | | | | | | | | | | | |
| 1. Not at all | 96.2 | 94.8 | 97.6 | 96.4 | 95.8 | 96.0 | 95.6 | 96.6 | 96.4 | 97.7 | 91.1 | 98.2 | 98.1 | 94.5 | 91.7 | 84.9 |
| 2. Once | 2.0 | 2.5 | 1.4 | 1.7 | 3.2 | 2.0 | 2.6 | 1.2 | 2.3 | 1.3 | 5.2 | 1.2 | 1.1 | 4.1 | 3.7 | - |
| 3. Twice | 1.2 | 1.6 | 0.8 | 1.2 | 0.1 | 1.3 | 1.2 | 1.2 | 1.1 | 0.6 | 2.3 | 0.3 | 0.3 | 1.3 | 3.0 | 12.7 |
| 4. 3 or 4 times | 0.5 | 0.8 | 0.1 | 0.5 | 0.7 | - | 0.6 | 1.0 | - | 0.3 | 1.1 | 0.3 | 0.2 | - | 1.1 | 2.5 |
| 5. 5 or more times | 0.2 | 0.3 | 0.1 | 0.2 | 0.2 | 0.7 | - | 0.1 | 0.2 | 0.2 | 0.2 | 0.1 | 0.2 | 0.1 | 0.6 | - |
| <i>Item 6710 Subject S03</i> | <i>N</i> 2223 | 1084 | 1051 | 1425 | 223 | 415 | 576 | 742 | 490 | 1674 | 401 | 1019 | 500 | 227 | 386 | 45 |
| A20E: Has someone threatened you with a weapon, but not actually injured you? | | | | | | | | | | | | | | | | |
| 1. Not at all | 84.2 | 79.4 | 89.4 | 85.0 | 79.0 | 83.0 | 85.7 | 83.4 | 84.7 | 86.7 | 75.2 | 90.9 | 82.2 | 85.8 | 72.5 | 60.1 |
| 2. Once | 9.2 | 11.6 | 6.8 | 9.0 | 11.7 | 10.6 | 8.4 | 8.9 | 9.7 | 8.2 | 12.8 | 6.3 | 12.4 | 10.6 | 11.4 | 11.7 |
| 3. Twice | 3.1 | 3.4 | 2.4 | 3.0 | 3.7 | 2.8 | 3.2 | 3.6 | 2.6 | 2.7 | 5.0 | 1.7 | 2.0 | 2.0 | 6.9 | 12.2 |
| 4. 3 or 4 times | 2.0 | 3.1 | 1.0 | 1.6 | 2.1 | 2.1 | 2.2 | 1.7 | 2.3 | 1.6 | 3.0 | 0.4 | 2.0 | 1.1 | 6.0 | 6.9 |
| 5. 5 or more times | 1.4 | 2.5 | 0.4 | 1.4 | 3.5 | 1.6 | 0.6 | 2.4 | 0.7 | 0.9 | 4.0 | 0.7 | 1.4 | 0.5 | 3.2 | 9.1 |
| <i>Item 6720 Subject S03</i> | <i>N</i> 2224 | 1082 | 1053 | 1426 | 223 | 415 | 575 | 742 | 492 | 1675 | 401 | 1021 | 500 | 227 | 385 | 45 |
| A20F: Has someone injured you on purpose without using a weapon? | | | | | | | | | | | | | | | | |
| 1. Not at all | 85.2 | 83.9 | 86.3 | 85.3 | 87.4 | 84.4 | 84.8 | 86.7 | 84.0 | 86.7 | 78.9 | 89.7 | 84.3 | 88.3 | 75.3 | 71.2 |
| 2. Once | 7.4 | 7.8 | 6.6 | 7.5 | 5.6 | 7.5 | 8.1 | 7.1 | 6.8 | 6.8 | 10.6 | 5.2 | 8.1 | 6.6 | 11.1 | 5.0 |
| 3. Twice | 3.6 | 3.8 | 3.5 | 3.4 | 3.9 | 5.3 | 3.4 | 2.1 | 4.5 | 3.2 | 5.5 | 2.6 | 5.0 | 1.3 | 4.7 | 12.3 |
| 4. 3 or 4 times | 2.2 | 2.8 | 1.8 | 2.2 | 0.7 | 1.4 | 2.3 | 2.1 | 3.0 | 1.8 | 2.1 | 1.4 | 1.2 | 2.4 | 5.2 | 5.9 |
| 5. 5 or more times | 1.7 | 1.7 | 1.8 | 1.7 | 2.4 | 1.4 | 1.5 | 2.0 | 1.8 | 1.5 | 2.9 | 1.1 | 1.3 | 1.4 | 3.8 | 5.6 |
| <i>Item 6730 Subject S03</i> | <i>N</i> 2224 | 1084 | 1053 | 1426 | 223 | 415 | 576 | 742 | 490 | 1676 | 400 | 1021 | 500 | 227 | 386 | 45 |
| A20G: Has an unarmed person threatened you with injury, but not actually injured you? | | | | | | | | | | | | | | | | |
| 1. Not at all | 73.0 | 67.3 | 78.9 | 71.0 | 80.8 | 70.2 | 70.3 | 75.3 | 75.3 | 73.9 | 68.4 | 80.2 | 73.4 | 74.2 | 56.8 | 42.7 |
| 2. Once | 11.7 | 12.6 | 10.9 | 12.6 | 6.7 | 13.1 | 13.0 | 10.4 | 11.0 | 12.4 | 10.8 | 8.9 | 11.2 | 14.1 | 16.2 | 19.7 |
| 3. Twice | 6.2 | 6.8 | 5.5 | 7.1 | 5.4 | 7.2 | 6.4 | 6.6 | 4.3 | 6.0 | 6.2 | 4.8 | 7.4 | 2.6 | 10.3 | 7.8 |
| 4. 3 or 4 times | 3.8 | 5.4 | 2.0 | 4.4 | 1.2 | 3.5 | 5.1 | 3.4 | 3.2 | 3.1 | 6.9 | 2.1 | 3.2 | 4.9 | 7.8 | 10.1 |
| 5. 5 or more times | 5.2 | 8.0 | 2.7 | 4.9 | 5.8 | 6.0 | 5.1 | 4.2 | 6.2 | 4.5 | 7.7 | 3.9 | 4.8 | 4.1 | 9.0 | 19.7 |
| <i>Item 6740 Subject S03</i> | <i>N</i> 2221 | 1083 | 1052 | 1426 | 222 | 415 | 576 | 740 | 490 | 1674 | 401 | 1020 | 500 | 227 | 384 | 45 |
| The following questions concern cigarettes, alcohol, and a number of other drugs. | | | | | | | | | | | | | | | | |
| A21: How difficult do you think it would be for you to get each of the following types of drugs, if you wanted some? | | | | | | | | | | | | | | | | |
| A21A: Marijuana (pot, weed) | | | | | | | | | | | | | | | | |
| 1. Probably impossible | 5.7 | 5.2 | 5.6 | 3.6 | 9.7 | 6.8 | 4.9 | 5.8 | 5.6 | 4.2 | 9.7 | 9.7 | 1.2 | 2.6 | 1.4 | 5.0 |
| 2. Very difficult | 2.5 | 1.7 | 3.5 | 1.7 | 2.4 | 1.7 | 2.5 | 2.7 | 2.9 | 2.2 | 3.4 | 4.5 | 0.1 | 2.4 | 0.5 | 2.5 |
| 3. Fairly difficult | 4.6 | 5.2 | 4.1 | 5.0 | 2.5 | 2.3 | 5.3 | 5.1 | 5.1 | 5.0 | 1.4 | 7.7 | 2.1 | 4.4 | 1.0 | 1.1 |
| 4. Fairly easy | 22.2 | 19.3 | 25.8 | 23.0 | 15.4 | 20.6 | 24.5 | 21.2 | 22.3 | 22.7 | 22.2 | 29.6 | 18.9 | 17.4 | 11.3 | 10.0 |
| 5. Very easy | 65.0 | 68.6 | 61.0 | 66.7 | 70.0 | 68.6 | 62.9 | 65.2 | 64.0 | 65.9 | 63.3 | 48.5 | 77.7 | 73.1 | 85.8 | 81.5 |
| <i>Item 6750 Subject A03a</i> | <i>N</i> 2208 | 1077 | 1047 | 1422 | 220 | 411 | 571 | 737 | 489 | 1669 | 397 | 1013 | 497 | 225 | 385 | 45 |
| A21B: LSD | | | | | | | | | | | | | | | | |
| 1. Probably impossible | 14.8 | 12.9 | 15.8 | 9.1 | 31.8 | 15.7 | 13.0 | 15.0 | 15.8 | 13.0 | 18.4 | 18.9 | 13.6 | 13.8 | 4.9 | 16.5 |
| 2. Very difficult | 17.0 | 17.6 | 17.0 | 18.3 | 15.0 | 14.4 | 18.4 | 19.2 | 14.1 | 16.9 | 18.2 | 21.0 | 13.9 | 13.3 | 14.0 | 9.0 |
| 3. Fairly difficult | 28.7 | 30.8 | 26.6 | 31.3 | 18.6 | 29.9 | 31.1 | 25.3 | 29.9 | 29.6 | 26.9 | 28.7 | 29.5 | 25.7 | 32.2 | 8.9 |
| 4. Fairly easy | 28.3 | 25.8 | 30.8 | 30.5 | 17.5 | 29.5 | 27.6 | 27.5 | 29.3 | 29.4 | 24.3 | 23.7 | 31.7 | 30.3 | 35.4 | 25.2 |
| 5. Very easy | 11.2 | 12.9 | 9.8 | 10.8 | 17.1 | 10.6 | 9.8 | 12.9 | 10.8 | 11.2 | 12.2 | 7.7 | 11.3 | 17.0 | 13.5 | 40.4 |
| <i>Item 6760 Subject A03a</i> | <i>N</i> 2154 | 1057 | 1016 | 1396 | 208 | 408 | 551 | 719 | 477 | 1631 | 386 | 983 | 484 | 218 | 385 | 45 |
| A21C: Some other hallucinogen (mescaline, peyote, "shrooms" or psilocybin, PCP, etc.) | | | | | | | | | | | | | | | | |
| 1. Probably impossible | 13.8 | 12.0 | 14.7 | 9.0 | 28.6 | 13.9 | 13.6 | 14.6 | 12.6 | 12.1 | 17.7 | 18.2 | 10.9 | 12.5 | 5.0 | 16.6 |
| 2. Very difficult | 15.0 | 15.0 | 15.5 | 15.0 | 17.0 | 14.3 | 14.1 | 16.8 | 14.1 | 14.6 | 17.7 | 19.8 | 14.3 | 12.2 | 6.5 | 1.5 |
| 3. Fairly difficult | 23.5 | 22.1 | 25.1 | 24.1 | 22.7 | 21.9 | 26.8 | 22.0 | 23.2 | 24.7 | 17.5 | 25.4 | 24.4 | 20.6 | 20.1 | 13.8 |
| 4. Fairly easy | 30.0 | 29.0 | 31.4 | 34.4 | 14.0 | 30.7 | 31.4 | 30.2 | 27.6 | 30.9 | 29.3 | 25.6 | 31.0 | 35.8 | 40.5 | 14.4 |
| 5. Very easy | 17.7 | 21.9 | 13.3 | 17.4 | 17.7 | 19.1 | 14.1 | 16.4 | 22.5 | 17.7 | 17.9 | 11.0 | 19.4 | 18.9 | 27.8 | 53.8 |
| <i>Item 6770 Subject A03a</i> | <i>N</i> 2178 | 1064 | 1031 | 1409 | 213 | 410 | 556 | 727 | 484 | 1643 | 392 | 993 | 493 | 223 | 383 | 45 |

MONITORING THE FUTURE

| QUESTIONNAIRE FORM 2 2002 | TOTAL | SEX | | RACE | | REGION | | | | COLLEGE PLANS? | | ILLICIT DRUG USE: LIFETIME | | | | |
|--|---------------|-------------|-------------|-------------|------------|------------|------------|------------|------------|-------------------|------------|----------------------------|------------------------|--------------|---------------|--------------------|
| | | M | F | White | Black | NE | NC | S | W | Yes | No | None | Mari- juana Only | Few Pills | More Pills | Any Her- oin |
| <i>N (Weighted No. of Cases):</i> | 2274 | 1094 | 1070 | 1440 | 231 | 434 | 580 | 760 | 499 | 1689 | 410 | 1026 | 504 | 231 | 394 | 45 |
| <i>% of Weighted Total:</i> | 100.0 | 48.1 | 47.0 | 63.3 | 10.2 | 19.1 | 25.5 | 33.4 | 21.9 | 74.3 | 18.0 | 45.1 | 22.2 | 10.2 | 17.4 | 2.0 |
| A21D: Amphetamines (uppers, pep pills, bennies, speed) | | | | | | | | | | | | | | | | |
| 1. Probably impossible | 12.0 | 10.3 | 12.8 | 7.5 | 23.7 | 11.9 | 12.4 | 11.8 | 12.0 | 10.3 | 16.6 | 16.2 | 10.9 | 7.1 | 3.6 | 13.6 |
| 2. Very difficult | 11.0 | 11.0 | 10.9 | 9.7 | 11.8 | 12.2 | 10.4 | 10.0 | 12.0 | 11.2 | 9.4 | 14.8 | 11.5 | 7.0 | 3.5 | 0.8 |
| 3. Fairly difficult | 19.7 | 20.6 | 19.6 | 19.9 | 21.0 | 23.1 | 22.3 | 14.0 | 22.3 | 20.1 | 18.1 | 21.2 | 25.0 | 15.8 | 12.8 | 12.4 |
| 4. Fairly easy | 30.5 | 29.4 | 31.9 | 33.7 | 19.1 | 30.6 | 27.7 | 33.0 | 29.9 | 31.9 | 26.2 | 29.9 | 29.7 | 36.1 | 31.9 | 16.1 |
| 5. Very easy | 26.9 | 28.7 | 24.8 | 29.2 | 24.4 | 22.2 | 27.2 | 31.3 | 23.8 | 26.5 | 29.6 | 17.9 | 22.8 | 34.0 | 48.2 | 57.1 |
| <i>Item 6780 Subject A03a</i> | <i>N 2174</i> | <i>1062</i> | <i>1029</i> | <i>1409</i> | <i>213</i> | <i>408</i> | <i>556</i> | <i>730</i> | <i>479</i> | <i>1644</i> | <i>389</i> | <i>990</i> | <i>492</i> | <i>222</i> | <i>384</i> | <i>45</i> |
| A21E: Barbiturates (downers, goofballs, reds, yellows, etc.) | | | | | | | | | | | | | | | | |
| 1. Probably impossible | 18.9 | 16.5 | 20.7 | 13.4 | 39.0 | 19.0 | 18.3 | 19.6 | 18.7 | 17.4 | 23.0 | 23.3 | 19.5 | 18.8 | 6.4 | 10.3 |
| 2. Very difficult | 17.6 | 18.0 | 17.3 | 17.1 | 15.3 | 18.7 | 19.1 | 14.6 | 19.4 | 17.3 | 17.9 | 20.5 | 21.0 | 14.1 | 9.6 | 1.2 |
| 3. Fairly difficult | 26.9 | 26.4 | 28.1 | 29.5 | 19.1 | 28.8 | 27.9 | 23.3 | 29.6 | 29.0 | 21.1 | 27.3 | 29.6 | 22.5 | 25.2 | 31.9 |
| 4. Fairly easy | 21.1 | 21.0 | 21.1 | 23.1 | 12.7 | 23.1 | 19.7 | 22.5 | 18.7 | 21.6 | 18.8 | 18.5 | 19.3 | 27.1 | 28.0 | 14.0 |
| 5. Very easy | 15.5 | 18.1 | 12.8 | 16.9 | 13.9 | 10.4 | 15.0 | 20.0 | 13.6 | 14.7 | 19.3 | 10.4 | 10.6 | 17.4 | 30.9 | 42.7 |
| <i>Item 6790 Subject A03a</i> | <i>N 2138</i> | <i>1049</i> | <i>1008</i> | <i>1391</i> | <i>209</i> | <i>406</i> | <i>557</i> | <i>711</i> | <i>465</i> | <i>1614</i> | <i>387</i> | <i>972</i> | <i>481</i> | <i>219</i> | <i>382</i> | <i>45</i> |
| A21F: Tranquilizers | | | | | | | | | | | | | | | | |
| 1. Probably impossible | 20.0 | 19.2 | 20.2 | 15.8 | 38.3 | 16.8 | 19.8 | 23.1 | 18.4 | 18.4 | 25.1 | 22.9 | 21.3 | 21.5 | 10.6 | 6.5 |
| 2. Very difficult | 20.1 | 20.4 | 20.2 | 21.0 | 15.6 | 21.6 | 22.2 | 18.4 | 18.7 | 20.9 | 18.4 | 20.9 | 23.8 | 16.6 | 16.1 | 6.5 |
| 3. Fairly difficult | 27.0 | 26.3 | 27.5 | 28.8 | 22.5 | 28.9 | 27.3 | 24.8 | 28.2 | 27.5 | 23.9 | 26.0 | 27.8 | 19.6 | 33.5 | 29.7 |
| 4. Fairly easy | 20.2 | 18.7 | 22.0 | 21.5 | 9.2 | 22.5 | 20.5 | 18.8 | 20.2 | 20.9 | 17.2 | 20.3 | 16.2 | 30.8 | 19.4 | 21.1 |
| 5. Very easy | 12.7 | 15.4 | 10.2 | 12.9 | 14.5 | 10.2 | 10.3 | 14.9 | 14.4 | 12.2 | 15.3 | 9.9 | 10.9 | 11.5 | 20.4 | 36.2 |
| <i>Item 6800 Subject A03a</i> | <i>N 2147</i> | <i>1055</i> | <i>1011</i> | <i>1391</i> | <i>211</i> | <i>408</i> | <i>554</i> | <i>711</i> | <i>474</i> | <i>1621</i> | <i>387</i> | <i>973</i> | <i>488</i> | <i>219</i> | <i>384</i> | <i>45</i> |
| A21G: Cocaine | | | | | | | | | | | | | | | | |
| 1. Probably impossible | 16.5 | 15.9 | 16.5 | 12.7 | 23.7 | 14.3 | 16.7 | 16.4 | 18.5 | 14.9 | 20.5 | 22.3 | 13.3 | 16.3 | 5.1 | 5.7 |
| 2. Very difficult | 17.5 | 18.9 | 17.0 | 19.2 | 13.3 | 15.0 | 20.5 | 15.2 | 19.8 | 18.6 | 13.5 | 22.6 | 16.1 | 13.6 | 10.6 | 5.5 |
| 3. Fairly difficult | 21.3 | 21.1 | 21.6 | 25.0 | 7.4 | 26.5 | 21.9 | 20.3 | 17.6 | 22.3 | 19.5 | 20.4 | 24.5 | 22.4 | 21.9 | 8.4 |
| 4. Fairly easy | 24.7 | 23.2 | 25.6 | 26.4 | 20.9 | 25.3 | 23.6 | 28.3 | 19.9 | 24.9 | 23.7 | 21.0 | 26.7 | 28.4 | 30.6 | 13.1 |
| 5. Very easy | 20.0 | 21.0 | 19.3 | 16.7 | 34.7 | 18.8 | 17.3 | 19.9 | 24.1 | 19.3 | 22.7 | 13.7 | 19.3 | 19.3 | 31.7 | 67.3 |
| <i>Item 6810 Subject A03a</i> | <i>N 2181</i> | <i>1068</i> | <i>1032</i> | <i>1407</i> | <i>218</i> | <i>411</i> | <i>559</i> | <i>731</i> | <i>481</i> | <i>1648</i> | <i>394</i> | <i>992</i> | <i>493</i> | <i>224</i> | <i>386</i> | <i>45</i> |
| A21H: Heroin | | | | | | | | | | | | | | | | |
| 1. Probably impossible | 22.9 | 23.5 | 22.0 | 20.3 | 33.3 | 18.6 | 24.8 | 23.8 | 22.8 | 21.1 | 28.8 | 25.2 | 21.0 | 26.3 | 16.8 | 11.6 |
| 2. Very difficult | 24.0 | 26.2 | 22.8 | 26.2 | 13.3 | 22.2 | 27.3 | 22.4 | 24.0 | 25.1 | 20.7 | 25.2 | 22.6 | 20.4 | 27.5 | 4.7 |
| 3. Fairly difficult | 24.1 | 21.5 | 26.4 | 27.2 | 12.2 | 26.8 | 22.9 | 24.5 | 22.7 | 25.5 | 20.5 | 22.3 | 26.5 | 24.3 | 28.5 | 16.6 |
| 4. Fairly easy | 17.3 | 16.8 | 17.2 | 18.4 | 13.3 | 20.6 | 15.6 | 16.5 | 17.9 | 17.5 | 16.3 | 17.7 | 17.5 | 19.7 | 15.0 | 16.9 |
| 5. Very easy | 11.7 | 12.0 | 11.6 | 7.9 | 27.8 | 11.9 | 9.3 | 12.8 | 12.6 | 10.9 | 13.7 | 9.7 | 12.4 | 9.3 | 12.2 | 50.2 |
| <i>Item 6820 Subject A03a</i> | <i>N 2175</i> | <i>1069</i> | <i>1026</i> | <i>1406</i> | <i>217</i> | <i>408</i> | <i>558</i> | <i>731</i> | <i>478</i> | <i>1643</i> | <i>393</i> | <i>989</i> | <i>493</i> | <i>222</i> | <i>387</i> | <i>45</i> |
| A21I: Some other narcotic (methadone, opium, codeine, etc.) | | | | | | | | | | | | | | | | |
| 1. Probably impossible | 18.0 | 16.4 | 18.7 | 13.1 | 32.7 | 15.7 | 17.6 | 19.1 | 18.7 | 16.1 | 23.7 | 21.7 | 19.6 | 17.8 | 5.4 | 10.5 |
| 2. Very difficult | 15.2 | 16.0 | 14.6 | 14.9 | 12.9 | 14.7 | 16.7 | 13.8 | 16.0 | 14.9 | 17.3 | 17.9 | 15.6 | 16.2 | 8.9 | 1.5 |
| 3. Fairly difficult | 22.9 | 21.7 | 24.5 | 24.0 | 21.7 | 25.4 | 20.7 | 21.2 | 25.9 | 23.8 | 18.9 | 25.3 | 22.5 | 21.2 | 19.9 | 13.0 |
| 4. Fairly easy | 24.1 | 23.4 | 25.1 | 27.5 | 11.9 | 24.0 | 25.2 | 23.8 | 23.6 | 25.7 | 18.7 | 22.0 | 26.4 | 24.7 | 27.9 | 15.1 |
| 5. Very easy | 19.8 | 22.4 | 17.0 | 20.4 | 20.6 | 20.2 | 19.8 | 22.1 | 15.9 | 19.6 | 21.3 | 13.1 | 15.9 | 20.1 | 37.9 | 60.0 |
| <i>Item 6830 Subject A03a</i> | <i>N 2168</i> | <i>1063</i> | <i>1024</i> | <i>1405</i> | <i>214</i> | <i>408</i> | <i>557</i> | <i>725</i> | <i>479</i> | <i>1641</i> | <i>390</i> | <i>993</i> | <i>489</i> | <i>221</i> | <i>383</i> | <i>44</i> |
| This section asks about a number of different things. | | | | | | | | | | | | | | | | |
| D01: During the LAST FOUR WEEKS, on how many days (if any) were you . . . | | | | | | | | | | | | | | | | |
| D01A: Under the influence of alcohol while you were at school? | | | | | | | | | | | | | | | | |
| 1. None | 92.5 | 89.9 | 96.1 | 92.5 | 93.8 | 93.6 | 91.1 | 93.8 | 91.5 | 94.5 | 84.6 | 98.3 | 93.6 | 90.3 | 82.6 | 58.2 |
| 2. One day | 3.0 | 4.1 | 1.9 | 3.3 | 1.8 | 2.8 | 3.9 | 2.8 | 2.4 | 2.2 | 6.8 | 0.9 | 4.0 | 5.0 | 6.0 | 3.2 |
| 3. Two days | 1.6 | 2.4 | 0.9 | 1.3 | 1.9 | 1.3 | 0.9 | 1.3 | 3.1 | 1.1 | 3.0 | * | 1.2 | 2.4 | 3.9 | 11.8 |
| 4. 3-5 days | 1.5 | 1.8 | 0.4 | 1.5 | 1.0 | 1.0 | 2.2 | 1.0 | 1.7 | 1.2 | 2.9 | 0.3 | 0.7 | 0.7 | 5.7 | 3.2 |
| 5. 6-9 days | 0.8 | 1.2 | 0.3 | 0.8 | 0.3 | 1.1 | 0.9 | 0.7 | 0.4 | 0.6 | 1.1 | 0.3 | 0.5 | 0.2 | 1.4 | 10.3 |
| 6. 10 or more days | 0.6 | 0.6 | 0.5 | 0.6 | 1.2 | 0.1 | 1.0 | 0.5 | 0.9 | 0.4 | 1.7 | 0.2 | 0.1 | 1.4 | 0.4 | 13.3 |
| <i>Item 25690 Subject A05c</i> | <i>N 2111</i> | <i>1041</i> | <i>1020</i> | <i>1396</i> | <i>210</i> | <i>371</i> | <i>554</i> | <i>721</i> | <i>466</i> | <i>1663</i> | <i>403</i> | <i>970</i> | <i>469</i> | <i>222</i> | <i>376</i> | <i>44</i> |

* = less than .05 percent.

DESCRIPTIVE RESULTS: 2002

117

| QUESTIONNAIRE FORM 2 2002 | TOTAL | SEX | | RACE | | REGION | | | | COLLEGE PLANS? | | ILLICIT DRUG USE: LIFETIME | | | | | |
|--|----------|-------------|-------------|-------------|-------------|------------|------------|------------|------------|-------------------|-------------|----------------------------|------------------------|--------------|---------------|--------------------|-----------|
| | | M | F | White | Black | NE | NC | S | W | Yes | No | None | Mari- juana Only | Few Pills | More Pills | Any Her- oin | |
| <i>N (Weighted No. of Cases):</i> | 2274 | 1094 | 1070 | 1440 | 231 | 434 | 580 | 760 | 499 | 1689 | 410 | 1026 | 504 | 231 | 394 | 45 | |
| <i>% of Weighted Total:</i> | 100.0 | 48.1 | 47.0 | 63.3 | 10.2 | 19.1 | 25.5 | 33.4 | 21.9 | 74.3 | 18.0 | 45.1 | 22.2 | 10.2 | 17.4 | 2.0 | |
| D01B: Under the influence of marijuana or some other illegal drug while you were at school? | | | | | | | | | | | | | | | | | |
| 1. None | 89.1 | 85.5 | 93.0 | 88.9 | 87.7 | 87.2 | 89.9 | 89.0 | 89.8 | 91.2 | 80.4 | 100.0 | 88.9 | 90.8 | 66.3 | 42.5 | |
| 2. One day | 3.2 | 3.5 | 2.9 | 2.9 | 3.9 | 4.1 | 2.3 | 3.2 | 3.5 | 2.3 | 7.0 | - | 5.8 | 3.2 | 5.9 | 16.4 | |
| 3. Two days | 2.3 | 3.2 | 1.5 | 2.2 | 2.8 | 4.3 | 2.2 | 1.6 | 2.1 | 1.7 | 4.4 | - | 2.7 | 2.2 | 6.9 | 12.6 | |
| 4. 3-5 days | 1.5 | 2.1 | 0.9 | 1.9 | 1.1 | 2.2 | 1.3 | 1.8 | 0.6 | 1.5 | 1.6 | - | 0.8 | 1.4 | 5.6 | 4.7 | |
| 5. 6-9 days | 0.9 | 1.5 | 0.4 | 0.7 | 1.9 | 0.2 | 1.4 | 1.2 | 0.4 | 0.6 | 2.1 | - | 1.3 | 0.2 | 3.1 | 2.4 | |
| 6. 10 or more days | 3.0 | 4.3 | 1.3 | 3.3 | 2.5 | 1.9 | 3.0 | 3.2 | 3.5 | 2.7 | 4.4 | - | 0.6 | 2.2 | 12.2 | 21.4 | |
| <i>Item 25700 Subject A05c</i> | <i>N</i> | <i>2108</i> | <i>1038</i> | <i>1020</i> | <i>1393</i> | <i>211</i> | <i>370</i> | <i>552</i> | <i>721</i> | <i>465</i> | <i>1662</i> | <i>402</i> | <i>971</i> | <i>469</i> | <i>222</i> | <i>373</i> | <i>44</i> |
| D01C: Smoking cigarettes or using chewing tobacco while you were at school? | | | | | | | | | | | | | | | | | |
| 1. None | 89.2 | 85.2 | 94.0 | 87.8 | 95.4 | 89.0 | 88.5 | 88.8 | 90.9 | 91.3 | 80.6 | 98.2 | 91.6 | 88.3 | 68.7 | 49.1 | |
| 2. One day | 2.4 | 2.5 | 2.3 | 2.3 | 2.0 | 3.5 | 3.0 | 2.1 | 1.5 | 2.0 | 4.3 | 0.5 | 2.2 | 2.6 | 7.3 | 6.6 | |
| 3. Two days | 1.6 | 2.4 | 0.9 | 1.7 | 0.1 | 1.0 | 2.2 | 1.5 | 1.6 | 1.2 | 2.7 | 0.6 | 1.9 | 1.5 | 3.4 | 4.9 | |
| 4. 3-5 days | 1.1 | 1.5 | 0.3 | 1.3 | - | 0.4 | 1.3 | 1.2 | 1.4 | 1.2 | 1.0 | - | 1.3 | 0.3 | 4.3 | 1.4 | |
| 5. 6-9 days | 1.0 | 1.2 | 0.7 | 1.4 | - | 1.3 | 0.7 | 1.3 | 0.5 | 0.9 | 1.2 | 0.1 | 0.8 | 1.2 | 3.2 | 2.3 | |
| 6. 10 or more days | 4.7 | 7.1 | 1.8 | 5.5 | 2.4 | 4.9 | 4.4 | 5.1 | 4.2 | 3.4 | 10.2 | 0.7 | 2.2 | 6.1 | 13.2 | 35.7 | |
| <i>Item 25710 Subject A05c</i> | <i>N</i> | <i>2106</i> | <i>1034</i> | <i>1022</i> | <i>1392</i> | <i>210</i> | <i>371</i> | <i>551</i> | <i>719</i> | <i>465</i> | <i>1662</i> | <i>400</i> | <i>971</i> | <i>465</i> | <i>222</i> | <i>374</i> | <i>43</i> |
| D01D: Carrying a weapon such as a gun, knife, or club to school? | | | | | | | | | | | | | | | | | |
| 1. None | 95.8 | 93.1 | 98.7 | 95.8 | 95.8 | 95.9 | 96.8 | 94.7 | 96.3 | 96.5 | 93.0 | 98.6 | 95.6 | 97.5 | 90.5 | 80.0 | |
| 2. One day | 0.7 | 1.4 | 0.2 | 0.5 | 0.6 | 0.4 | 1.1 | 0.7 | 0.7 | 0.7 | 0.8 | 0.2 | 0.6 | 1.3 | 1.2 | 8.0 | |
| 3. Two days | 0.2 | 0.4 | 0.1 | 0.2 | 0.3 | 0.5 | - | 0.3 | 0.2 | 0.3 | - | 0.1 | - | 0.3 | 0.4 | - | |
| 4. 3-5 days | 0.1 | 0.2 | 0.1 | 0.1 | 0.3 | - | 0.1 | 0.3 | - | 0.1 | 0.2 | - | 0.3 | - | 0.4 | - | |
| 5. 6-9 days | 0.6 | 1.2 | - | 0.6 | 0.8 | 0.3 | 0.1 | 0.4 | 1.6 | 0.5 | 1.0 | - | 1.0 | - | 1.9 | - | |
| 6. 10 or more days | 2.5 | 3.8 | 1.0 | 2.8 | 2.1 | 2.9 | 1.9 | 3.6 | 1.2 | 1.9 | 5.1 | 1.1 | 2.6 | 0.8 | 5.6 | 12.0 | |
| <i>Item 25720 Subject B07, S01</i> | <i>N</i> | <i>2101</i> | <i>1034</i> | <i>1016</i> | <i>1389</i> | <i>209</i> | <i>368</i> | <i>554</i> | <i>716</i> | <i>463</i> | <i>1661</i> | <i>397</i> | <i>970</i> | <i>463</i> | <i>219</i> | <i>374</i> | <i>44</i> |
| D02: During an average school week, about how many times . . . | | | | | | | | | | | | | | | | | |
| D02A: Do your teachers interrupt the class to deal with student misbehavior or goofing off? | | | | | | | | | | | | | | | | | |
| 1. Never | 14.2 | 14.2 | 13.7 | 11.4 | 14.2 | 12.5 | 12.6 | 12.6 | 20.1 | 12.6 | 19.7 | 15.5 | 14.1 | 17.0 | 8.5 | 16.6 | |
| 2. Less than once a week | 23.9 | 21.1 | 26.8 | 26.2 | 19.7 | 16.8 | 28.9 | 25.1 | 21.7 | 24.4 | 21.8 | 25.1 | 20.2 | 23.4 | 25.2 | 26.5 | |
| 3. 1-2 times a week | 26.4 | 26.4 | 27.3 | 27.1 | 24.2 | 24.2 | 26.4 | 24.9 | 30.5 | 27.7 | 22.3 | 25.7 | 27.5 | 33.8 | 24.4 | 18.3 | |
| 4. 3-5 times a week | 18.4 | 19.1 | 17.8 | 18.5 | 21.6 | 18.4 | 17.2 | 21.9 | 14.6 | 19.0 | 16.5 | 18.9 | 19.1 | 12.5 | 21.1 | 14.5 | |
| 5. 6-9 times a week | 8.0 | 9.1 | 6.7 | 8.2 | 8.3 | 12.5 | 8.9 | 6.3 | 6.1 | 7.5 | 10.7 | 7.3 | 8.1 | 7.7 | 9.4 | 8.4 | |
| 6. 10-19 times a week | 4.5 | 5.2 | 3.6 | 4.9 | 2.3 | 7.8 | 3.2 | 4.9 | 2.6 | 4.7 | 3.5 | 3.8 | 5.5 | 3.6 | 5.9 | 3.4 | |
| 7. 20 or more | 4.5 | 5.1 | 4.2 | 3.7 | 9.7 | 7.8 | 2.8 | 4.2 | 4.5 | 4.1 | 5.5 | 3.8 | 5.4 | 1.9 | 5.4 | 12.3 | |
| <i>Item 25730 Subject B04</i> | <i>N</i> | <i>2097</i> | <i>1030</i> | <i>1017</i> | <i>1387</i> | <i>213</i> | <i>362</i> | <i>550</i> | <i>721</i> | <i>464</i> | <i>1655</i> | <i>398</i> | <i>964</i> | <i>465</i> | <i>220</i> | <i>373</i> | <i>44</i> |
| D02B: Does misbehavior or goofing off by other students in your class interfere with your own learning? | | | | | | | | | | | | | | | | | |
| 1. Never | 39.1 | 44.3 | 33.1 | 37.9 | 43.1 | 31.9 | 39.4 | 42.3 | 39.7 | 39.5 | 36.6 | 37.5 | 43.8 | 39.9 | 38.4 | 30.8 | |
| 2. Less than once a week | 22.5 | 21.3 | 23.8 | 22.4 | 21.0 | 21.4 | 23.9 | 20.9 | 24.0 | 21.5 | 26.2 | 24.0 | 19.6 | 28.6 | 18.4 | 23.7 | |
| 3. 1-2 times a week | 18.7 | 16.5 | 21.4 | 19.7 | 15.8 | 21.4 | 18.2 | 19.0 | 16.8 | 19.4 | 16.8 | 20.9 | 17.7 | 11.6 | 19.6 | 16.5 | |
| 4. 3-5 times a week | 11.0 | 10.3 | 11.6 | 11.4 | 8.7 | 13.3 | 11.2 | 10.3 | 9.9 | 11.6 | 8.9 | 10.1 | 11.2 | 12.8 | 11.0 | 20.6 | |
| 5. 6-9 times a week | 3.8 | 3.2 | 4.7 | 3.6 | 6.7 | 4.5 | 3.5 | 3.4 | 4.3 | 3.3 | 6.0 | 3.3 | 4.1 | 4.1 | 4.9 | 3.0 | |
| 6. 10-19 times a week | 2.1 | 2.0 | 2.3 | 2.4 | 1.1 | 2.9 | 1.3 | 2.2 | 2.3 | 2.1 | 2.2 | 1.9 | 1.5 | 1.8 | 3.9 | - | |
| 7. 20 or more | 2.7 | 2.5 | 3.0 | 2.5 | 3.6 | 4.5 | 2.5 | 1.9 | 3.0 | 2.6 | 3.2 | 2.4 | 2.1 | 1.3 | 3.8 | 5.4 | |
| <i>Item 25740 Subject B04</i> | <i>N</i> | <i>2086</i> | <i>1023</i> | <i>1013</i> | <i>1382</i> | <i>213</i> | <i>361</i> | <i>545</i> | <i>722</i> | <i>458</i> | <i>1649</i> | <i>393</i> | <i>959</i> | <i>463</i> | <i>218</i> | <i>374</i> | <i>43</i> |
| D02C: Do you come to class late (after class has begun) without an approved excuse? | | | | | | | | | | | | | | | | | |
| 1. Never | 44.9 | 39.8 | 50.1 | 45.2 | 42.3 | 40.9 | 47.8 | 45.2 | 44.3 | 45.6 | 42.6 | 57.0 | 39.2 | 44.7 | 23.1 | 35.5 | |
| 2. Less than once a week | 25.1 | 25.9 | 24.9 | 27.7 | 21.6 | 23.8 | 26.4 | 24.9 | 25.0 | 24.6 | 27.2 | 22.3 | 27.7 | 23.9 | 31.2 | 18.8 | |
| 3. 1-2 times a week | 15.3 | 16.1 | 15.0 | 14.0 | 20.8 | 16.8 | 11.7 | 17.7 | 14.5 | 15.6 | 14.1 | 13.6 | 16.1 | 14.5 | 17.7 | 13.7 | |
| 4. 3-5 times a week | 7.9 | 8.9 | 6.6 | 7.2 | 10.7 | 9.1 | 7.6 | 7.2 | 8.6 | 7.6 | 8.9 | 4.9 | 10.2 | 10.7 | 10.7 | 15.0 | |
| 5. 6-9 times a week | 3.3 | 4.6 | 1.5 | 3.4 | 0.7 | 4.4 | 3.7 | 2.9 | 2.5 | 3.4 | 2.6 | 0.7 | 4.1 | 4.8 | 7.5 | 3.3 | |
| 6. 10-19 times a week | 1.2 | 1.5 | 0.8 | 1.0 | 1.6 | 1.6 | 1.2 | 1.2 | 0.9 | 1.1 | 1.8 | 0.8 | 0.3 | 0.8 | 3.6 | 1.5 | |
| 7. 20 or more | 2.3 | 3.1 | 1.1 | 1.6 | 2.3 | 3.5 | 1.6 | 1.0 | 4.0 | 2.0 | 2.8 | 0.7 | 2.3 | 0.6 | 6.1 | 12.2 | |
| <i>Item 25750 Subject B06</i> | <i>N</i> | <i>2092</i> | <i>1027</i> | <i>1014</i> | <i>1384</i> | <i>212</i> | <i>362</i> | <i>548</i> | <i>720</i> | <i>461</i> | <i>1653</i> | <i>395</i> | <i>961</i> | <i>465</i> | <i>219</i> | <i>373</i> | <i>44</i> |

| QUESTIONNAIRE FORM 2 2002 | TOTAL | SEX | | RACE | | REGION | | | | COLLEGE PLANS? | | ILLCIT DRUG USE: LIFETIME | | | | |
|---|---------------|------|------|-------|-------|--------|------|------|------|-------------------|------|---------------------------|------------------------|--------------|---------------|--------------------|
| | | M | F | White | Black | NE | NC | S | W | Yes | No | None | Mari- juana Only | Few Pills | More Pills | Any Her- oin |
| <i>N (Weighted No. of Cases):</i> | 2274 | 1094 | 1070 | 1440 | 231 | 434 | 580 | 760 | 499 | 1689 | 410 | 1026 | 504 | 231 | 394 | 45 |
| <i>% of Weighted Total:</i> | 100.0 | 48.1 | 47.0 | 63.3 | 10.2 | 19.1 | 25.5 | 33.4 | 21.9 | 74.3 | 18.0 | 45.1 | 22.2 | 10.2 | 17.4 | 2.0 |
| D03: Do you feel that the rules about student behavior in your school are generally fair and reasonable? | | | | | | | | | | | | | | | | |
| 5. Yes | 17.4 | 17.6 | 16.8 | 16.2 | 22.8 | 16.1 | 17.0 | 17.0 | 19.7 | 18.2 | 15.2 | 21.1 | 16.3 | 12.0 | 12.4 | 8.9 |
| 4. Yes, mostly | 41.8 | 38.4 | 46.0 | 42.1 | 36.0 | 36.7 | 40.0 | 42.0 | 47.5 | 44.7 | 29.9 | 45.2 | 41.2 | 41.7 | 35.3 | 30.7 |
| 3. Don't know, can't say | 11.7 | 12.0 | 11.4 | 10.6 | 14.2 | 14.2 | 11.4 | 10.8 | 11.6 | 10.4 | 16.5 | 11.8 | 10.9 | 11.7 | 12.8 | 15.7 |
| 2. No, mostly | 16.9 | 17.1 | 16.6 | 18.5 | 14.1 | 20.7 | 18.8 | 17.8 | 10.1 | 16.5 | 19.1 | 13.8 | 16.6 | 20.6 | 23.7 | 12.8 |
| 1. No | 12.2 | 14.9 | 9.2 | 12.6 | 12.9 | 12.2 | 12.9 | 12.4 | 11.1 | 10.3 | 19.4 | 8.1 | 15.1 | 13.9 | 15.8 | 31.9 |
| <i>Item 25760 Subject B04, B10</i> | <i>N</i> 2091 | 1029 | 1012 | 1383 | 212 | 360 | 549 | 718 | 464 | 1651 | 395 | 961 | 465 | 219 | 371 | 44 |
| D04: How satisfied are you with your life as a whole these days? | | | | | | | | | | | | | | | | |
| 1. Completely dissatisfied | 3.5 | 5.0 | 1.8 | 3.1 | 2.6 | 3.5 | 4.4 | 2.6 | 3.7 | 2.7 | 5.9 | 4.1 | 3.3 | 2.2 | 2.0 | 9.6 |
| 2. Quite dissatisfied | 7.3 | 8.1 | 6.3 | 7.1 | 2.5 | 8.3 | 7.9 | 5.5 | 8.4 | 6.2 | 10.8 | 6.0 | 6.3 | 8.1 | 10.5 | 7.6 |
| 3. Somewhat dissatisfied | 7.5 | 6.0 | 8.7 | 6.4 | 10.9 | 10.1 | 7.7 | 6.1 | 7.2 | 7.1 | 9.5 | 6.9 | 6.4 | 8.8 | 8.6 | 5.7 |
| 4. Neither, or mixed feelings | 11.4 | 10.1 | 12.8 | 9.3 | 14.2 | 12.0 | 11.9 | 9.8 | 12.9 | 10.5 | 15.4 | 10.0 | 10.9 | 11.3 | 14.5 | 14.3 |
| 5. Somewhat satisfied | 22.4 | 21.7 | 23.4 | 22.6 | 22.8 | 23.3 | 19.9 | 24.3 | 21.9 | 22.9 | 21.0 | 20.2 | 25.3 | 22.2 | 25.1 | 27.7 |
| 6. Quite satisfied | 36.6 | 37.1 | 36.1 | 40.3 | 33.0 | 33.8 | 38.5 | 38.2 | 34.2 | 39.1 | 27.9 | 40.1 | 36.6 | 33.1 | 31.5 | 31.0 |
| 7. Completely satisfied | 11.4 | 12.0 | 10.9 | 11.2 | 14.0 | 9.0 | 9.7 | 13.6 | 11.8 | 11.5 | 9.5 | 12.7 | 11.2 | 14.3 | 7.7 | 4.0 |
| <i>Item 6840 Subject P01, Q01</i> | <i>N</i> 2084 | 1027 | 1007 | 1380 | 209 | 358 | 549 | 714 | 463 | 1645 | 395 | 955 | 464 | 218 | 372 | 44 |
| D05: These next questions ask you to guess how well you might do in several different situations. | | | | | | | | | | | | | | | | |
| How good do you think you would be . . . | | | | | | | | | | | | | | | | |
| D05A: As a husband or wife? | | | | | | | | | | | | | | | | |
| 1. Poor | 1.3 | 1.9 | 0.8 | 0.7 | 4.6 | 0.8 | 2.1 | 1.0 | 1.4 | 0.7 | 4.1 | 1.0 | 0.9 | 1.9 | 0.8 | 14.8 |
| 2. Not so good | 1.4 | 1.3 | 1.4 | 1.2 | 1.5 | 2.8 | 0.6 | 1.3 | 1.4 | 1.4 | 1.4 | 1.1 | 2.1 | 0.7 | 1.3 | 1.5 |
| 3. Fairly good | 6.9 | 6.9 | 7.3 | 6.4 | 5.1 | 7.9 | 8.5 | 5.6 | 6.4 | 7.1 | 6.4 | 6.8 | 5.0 | 6.4 | 7.6 | 12.0 |
| 4. Good | 30.6 | 30.6 | 30.0 | 29.3 | 21.2 | 33.1 | 28.3 | 26.8 | 37.5 | 30.4 | 30.6 | 30.7 | 30.1 | 32.9 | 32.9 | 16.6 |
| 5. Very good | 55.4 | 55.2 | 56.1 | 59.0 | 62.3 | 50.4 | 56.8 | 62.2 | 47.2 | 56.3 | 52.4 | 55.4 | 57.8 | 54.4 | 54.4 | 50.4 |
| 8. Don't know | 4.3 | 4.1 | 4.3 | 3.4 | 5.2 | 5.1 | 3.8 | 3.1 | 6.1 | 4.1 | 5.1 | 5.0 | 4.0 | 3.7 | 3.1 | 4.7 |
| <i>Item 6850 Subject D01, Q01</i> | <i>N</i> 2080 | 1024 | 1006 | 1376 | 210 | 356 | 548 | 714 | 462 | 1645 | 391 | 956 | 463 | 218 | 369 | 43 |
| D05B: As a parent? | | | | | | | | | | | | | | | | |
| 1. Poor | 2.1 | 2.5 | 1.5 | 1.6 | 5.2 | 2.1 | 3.2 | 1.8 | 1.3 | 1.3 | 5.5 | 1.7 | 2.3 | 2.2 | 0.9 | 13.9 |
| 2. Not so good | 2.6 | 2.8 | 2.4 | 2.8 | 0.7 | 3.1 | 3.3 | 2.2 | 1.7 | 2.5 | 3.0 | 1.9 | 2.7 | 3.1 | 2.9 | 6.7 |
| 3. Fairly good | 7.9 | 7.0 | 9.3 | 7.1 | 6.3 | 8.4 | 6.8 | 7.6 | 9.5 | 8.0 | 7.4 | 9.5 | 6.0 | 6.2 | 7.6 | 8.6 |
| 4. Good | 28.0 | 29.8 | 27.0 | 29.2 | 16.2 | 26.4 | 28.0 | 25.6 | 32.8 | 28.7 | 26.5 | 29.7 | 26.0 | 28.7 | 27.8 | 10.9 |
| 5. Very good | 55.0 | 53.4 | 55.8 | 55.7 | 68.0 | 54.9 | 54.6 | 59.3 | 49.1 | 55.4 | 52.7 | 52.0 | 59.7 | 55.5 | 57.7 | 56.8 |
| 8. Don't know | 4.4 | 4.5 | 4.1 | 3.6 | 3.7 | 5.0 | 4.1 | 3.6 | 5.6 | 4.1 | 4.9 | 5.3 | 3.3 | 4.4 | 3.1 | 3.1 |
| <i>Item 6860 Subject D02, Q01</i> | <i>N</i> 2074 | 1018 | 1006 | 1373 | 209 | 356 | 547 | 712 | 459 | 1643 | 389 | 955 | 462 | 216 | 367 | 43 |
| D05C: As a worker on a job? | | | | | | | | | | | | | | | | |
| 1. Poor | 0.9 | 1.5 | 0.2 | 0.5 | 3.1 | 1.5 | 1.3 | 0.7 | 0.3 | 0.6 | 2.3 | 0.6 | 0.2 | - | 1.2 | 11.6 |
| 2. Not so good | 0.5 | 0.6 | 0.4 | 0.5 | - | 0.6 | 0.7 | 0.5 | 0.3 | 0.4 | 1.2 | 0.3 | 0.7 | 0.8 | 0.6 | 1.5 |
| 3. Fairly good | 3.8 | 4.3 | 3.5 | 2.7 | 6.8 | 6.2 | 2.9 | 2.6 | 5.0 | 3.2 | 6.2 | 3.4 | 6.7 | 1.1 | 2.1 | 3.5 |
| 4. Good | 27.0 | 27.4 | 26.2 | 27.1 | 13.9 | 27.1 | 27.8 | 24.3 | 30.4 | 27.6 | 24.6 | 27.3 | 23.4 | 29.3 | 31.6 | 21.9 |
| 5. Very good | 66.4 | 65.1 | 68.3 | 68.2 | 72.8 | 62.2 | 66.4 | 71.3 | 62.0 | 67.3 | 62.8 | 66.9 | 67.6 | 66.3 | 64.4 | 61.5 |
| 8. Don't know | 1.3 | 1.2 | 1.4 | 1.0 | 3.3 | 2.4 | 0.9 | 0.6 | 2.0 | 1.0 | 3.0 | 1.4 | 1.4 | 2.5 | - | - |
| <i>Item 6870 Subject C03, Q01</i> | <i>N</i> 2072 | 1016 | 1006 | 1373 | 209 | 356 | 544 | 712 | 459 | 1640 | 389 | 953 | 462 | 216 | 367 | 43 |
| D06: How much do you agree or disagree with each of the following statements? | | | | | | | | | | | | | | | | |
| D06A: There is too much competition in this society | | | | | | | | | | | | | | | | |
| 1. Disagree | 11.1 | 15.5 | 6.4 | 11.8 | 13.2 | 8.2 | 16.1 | 9.2 | 10.1 | 11.0 | 11.7 | 11.6 | 9.6 | 9.5 | 11.1 | 9.9 |
| 2. Mostly disagree | 9.7 | 11.7 | 7.8 | 10.5 | 4.7 | 9.5 | 10.9 | 9.9 | 8.1 | 10.5 | 6.5 | 10.0 | 8.6 | 14.0 | 8.2 | 4.9 |
| 3. Neither | 22.0 | 24.8 | 19.2 | 23.9 | 17.1 | 23.5 | 20.4 | 23.5 | 20.5 | 21.3 | 25.5 | 22.2 | 21.4 | 26.4 | 19.6 | 28.5 |
| 4. Mostly agree | 35.6 | 30.7 | 40.8 | 36.6 | 25.2 | 34.6 | 35.6 | 35.0 | 37.3 | 36.7 | 32.2 | 35.8 | 32.8 | 33.4 | 41.7 | 28.4 |
| 5. Agree | 21.6 | 17.3 | 25.8 | 17.1 | 39.8 | 24.3 | 17.0 | 22.3 | 24.0 | 20.4 | 24.1 | 20.4 | 27.5 | 16.6 | 19.4 | 28.3 |
| <i>Item 7010 Subject Q08</i> | <i>N</i> 2052 | 1009 | 993 | 1369 | 199 | 353 | 548 | 696 | 455 | 1621 | 382 | 938 | 462 | 218 | 361 | 42 |

| QUESTIONNAIRE FORM 2 2002 | TOTAL | SEX | | RACE | | REGION | | | | COLLEGE PLANS? | | ILLICIT DRUG USE: LIFETIME | | | | |
|--|---------------|-------------|------------|-------------|------------|------------|------------|------------|------------|-------------------|------------|----------------------------|------------------------|--------------|---------------|--------------------|
| | | M | F | White | Black | NE | NC | S | W | Yes | No | None | Mari- juana Only | Few Pills | More Pills | Any Her- oin |
| <i>N (Weighted No. of Cases):</i> | 2274 | 1094 | 1070 | 1440 | 231 | 434 | 580 | 760 | 499 | 1689 | 410 | 1026 | 504 | 231 | 394 | 45 |
| <i>% of Weighted Total:</i> | 100.0 | 48.1 | 47.0 | 63.3 | 10.2 | 19.1 | 25.5 | 33.4 | 21.9 | 74.3 | 18.0 | 45.1 | 22.2 | 10.2 | 17.4 | 2.0 |
| D06B: Too many young people are sloppy about their grooming and clothing, and just don't care how they look | | | | | | | | | | | | | | | | |
| 1. Disagree | 13.8 | 16.5 | 11.4 | 13.0 | 17.2 | 16.8 | 12.0 | 11.9 | 16.8 | 13.8 | 13.9 | 13.3 | 13.5 | 14.1 | 13.8 | 18.3 |
| 2. Mostly disagree | 22.8 | 23.3 | 23.0 | 24.3 | 18.2 | 23.8 | 23.4 | 24.3 | 19.0 | 23.0 | 22.6 | 23.6 | 20.6 | 30.1 | 21.5 | 9.7 |
| 3. Neither | 29.2 | 28.9 | 29.3 | 31.5 | 24.1 | 28.3 | 32.7 | 28.7 | 26.3 | 29.3 | 28.2 | 29.2 | 30.6 | 26.1 | 29.2 | 31.1 |
| 4. Mostly agree | 23.0 | 21.3 | 24.3 | 23.1 | 17.9 | 19.3 | 20.0 | 23.9 | 28.3 | 23.3 | 23.4 | 22.8 | 22.2 | 21.0 | 27.0 | 19.7 |
| 5. Agree | 11.2 | 10.0 | 12.0 | 8.1 | 22.6 | 11.9 | 12.0 | 11.2 | 9.6 | 10.7 | 12.0 | 11.1 | 13.1 | 8.6 | 8.5 | 21.1 |
| <i>Item 7020 Subject Q08</i> | <i>N 2044</i> | <i>1008</i> | <i>987</i> | <i>1366</i> | <i>199</i> | <i>352</i> | <i>548</i> | <i>695</i> | <i>450</i> | <i>1617</i> | <i>377</i> | <i>935</i> | <i>461</i> | <i>216</i> | <i>359</i> | <i>42</i> |
| D06C: There is too much hard rock music on the radio these days | | | | | | | | | | | | | | | | |
| 1. Disagree | 41.2 | 43.6 | 39.5 | 46.1 | 22.9 | 36.8 | 46.3 | 40.8 | 39.0 | 40.9 | 43.7 | 37.0 | 40.0 | 48.3 | 48.4 | 56.2 |
| 2. Mostly disagree | 20.0 | 18.6 | 21.9 | 22.0 | 17.0 | 21.1 | 23.5 | 18.8 | 17.0 | 21.3 | 15.7 | 22.6 | 17.0 | 17.5 | 19.8 | 20.7 |
| 3. Neither | 26.3 | 25.5 | 26.2 | 21.8 | 34.9 | 28.5 | 20.7 | 26.4 | 31.0 | 26.4 | 24.5 | 26.6 | 31.9 | 22.9 | 22.1 | 7.9 |
| 4. Mostly agree | 6.3 | 6.2 | 6.2 | 5.5 | 7.8 | 6.1 | 5.8 | 6.5 | 6.7 | 5.8 | 8.1 | 7.7 | 5.2 | 4.8 | 4.7 | 3.8 |
| 5. Agree | 6.2 | 6.1 | 6.2 | 4.6 | 17.3 | 7.4 | 3.7 | 7.5 | 6.2 | 5.6 | 8.0 | 6.2 | 5.8 | 6.6 | 5.1 | 11.3 |
| <i>Item 7030 Subject Q08</i> | <i>N 2040</i> | <i>1007</i> | <i>984</i> | <i>1364</i> | <i>196</i> | <i>349</i> | <i>545</i> | <i>695</i> | <i>451</i> | <i>1615</i> | <i>378</i> | <i>935</i> | <i>459</i> | <i>218</i> | <i>360</i> | <i>42</i> |
| D06D: People should do their own thing, even if other people think it's strange | | | | | | | | | | | | | | | | |
| 1. Disagree | 2.6 | 4.0 | 1.2 | 2.6 | 3.3 | 2.9 | 2.7 | 2.3 | 2.8 | 2.0 | 5.1 | 2.8 | 1.1 | 3.4 | 2.9 | 6.1 |
| 2. Mostly disagree | 3.6 | 5.1 | 2.3 | 4.0 | 3.3 | 3.2 | 3.5 | 3.9 | 3.7 | 2.5 | 8.5 | 3.8 | 2.6 | 3.6 | 4.3 | 7.2 |
| 3. Neither | 13.1 | 16.2 | 9.9 | 13.2 | 14.6 | 13.6 | 12.0 | 14.7 | 11.6 | 12.5 | 15.6 | 13.0 | 15.9 | 13.3 | 10.6 | 7.0 |
| 4. Mostly agree | 34.7 | 35.2 | 33.5 | 36.3 | 26.7 | 30.7 | 36.7 | 35.8 | 33.8 | 36.1 | 30.0 | 38.9 | 29.3 | 34.0 | 33.8 | 17.6 |
| 5. Agree | 45.9 | 39.6 | 53.1 | 43.9 | 52.2 | 49.6 | 45.1 | 43.3 | 48.1 | 46.9 | 40.7 | 41.5 | 51.1 | 45.7 | 48.4 | 62.0 |
| <i>Item 7040 Subject Q08</i> | <i>N 2036</i> | <i>1001</i> | <i>985</i> | <i>1358</i> | <i>199</i> | <i>348</i> | <i>540</i> | <i>696</i> | <i>452</i> | <i>1608</i> | <i>378</i> | <i>927</i> | <i>458</i> | <i>218</i> | <i>361</i> | <i>42</i> |
| D06E: I get a real kick out of doing things that are a little dangerous | | | | | | | | | | | | | | | | |
| 1. Disagree | 12.9 | 7.8 | 18.1 | 9.6 | 33.7 | 12.3 | 10.3 | 16.2 | 11.4 | 12.8 | 13.2 | 18.1 | 8.9 | 10.0 | 5.5 | 13.0 |
| 2. Mostly disagree | 13.7 | 10.3 | 17.6 | 13.4 | 16.1 | 11.2 | 15.3 | 12.8 | 14.8 | 14.4 | 10.0 | 17.1 | 13.5 | 9.5 | 9.1 | 1.2 |
| 3. Neither | 28.2 | 25.9 | 30.6 | 29.0 | 22.3 | 29.1 | 24.9 | 30.2 | 28.3 | 28.7 | 24.1 | 28.9 | 31.0 | 30.9 | 23.9 | 14.0 |
| 4. Mostly agree | 29.4 | 34.2 | 24.3 | 32.2 | 15.8 | 29.4 | 31.4 | 28.1 | 29.0 | 30.2 | 27.6 | 24.7 | 31.0 | 32.0 | 39.9 | 19.8 |
| 5. Agree | 15.9 | 21.9 | 9.4 | 15.8 | 12.1 | 18.0 | 18.1 | 12.7 | 16.5 | 13.9 | 25.1 | 11.2 | 15.5 | 17.6 | 21.5 | 52.0 |
| <i>Item 7050 Subject Q04</i> | <i>N 2036</i> | <i>1005</i> | <i>983</i> | <i>1364</i> | <i>200</i> | <i>348</i> | <i>543</i> | <i>697</i> | <i>448</i> | <i>1613</i> | <i>376</i> | <i>931</i> | <i>459</i> | <i>215</i> | <i>361</i> | <i>42</i> |
| D06F: I like to test myself every now and then by doing something a little risky | | | | | | | | | | | | | | | | |
| 1. Disagree | 13.6 | 9.2 | 17.9 | 10.4 | 32.3 | 13.3 | 10.3 | 17.0 | 12.4 | 13.3 | 13.5 | 17.7 | 11.2 | 11.4 | 6.7 | 12.1 |
| 2. Mostly disagree | 12.9 | 8.8 | 17.1 | 12.8 | 14.1 | 11.0 | 13.9 | 12.5 | 13.5 | 13.5 | 10.3 | 15.8 | 11.7 | 10.8 | 9.2 | 9.2 |
| 3. Neither | 23.3 | 22.0 | 24.3 | 23.1 | 22.9 | 23.2 | 21.3 | 24.7 | 23.8 | 23.3 | 23.0 | 25.5 | 23.9 | 22.3 | 19.1 | 10.4 |
| 4. Mostly agree | 34.7 | 39.1 | 30.5 | 38.4 | 19.3 | 35.6 | 37.7 | 32.5 | 33.8 | 35.9 | 31.2 | 31.5 | 34.6 | 39.4 | 43.6 | 24.1 |
| 5. Agree | 15.5 | 20.9 | 10.2 | 15.4 | 11.3 | 16.8 | 16.8 | 13.2 | 16.5 | 14.1 | 22.0 | 9.5 | 18.7 | 16.1 | 21.4 | 44.2 |
| <i>Item 7060 Subject Q04</i> | <i>N 2035</i> | <i>1003</i> | <i>985</i> | <i>1360</i> | <i>200</i> | <i>346</i> | <i>543</i> | <i>696</i> | <i>450</i> | <i>1610</i> | <i>378</i> | <i>928</i> | <i>458</i> | <i>218</i> | <i>360</i> | <i>42</i> |
| D06G: I take a positive attitude toward myself | | | | | | | | | | | | | | | | |
| 1. Disagree | 4.7 | 5.3 | 3.7 | 4.7 | 6.7 | 5.3 | 6.1 | 3.5 | 4.2 | 3.7 | 8.8 | 5.0 | 2.7 | 4.1 | 5.5 | 7.3 |
| 2. Mostly disagree | 7.0 | 5.7 | 8.2 | 6.7 | 2.4 | 7.2 | 6.0 | 5.2 | 10.6 | 7.3 | 6.1 | 6.7 | 6.7 | 8.3 | 6.9 | 2.1 |
| 3. Neither | 15.3 | 14.3 | 16.6 | 16.0 | 11.0 | 16.3 | 17.0 | 14.6 | 13.7 | 14.1 | 19.9 | 13.5 | 15.9 | 14.6 | 18.1 | 25.6 |
| 4. Mostly agree | 37.3 | 35.0 | 39.4 | 39.8 | 26.8 | 37.2 | 37.5 | 39.8 | 33.3 | 37.7 | 37.0 | 38.4 | 36.0 | 41.5 | 36.6 | 27.1 |
| 5. Agree | 35.7 | 39.7 | 32.1 | 32.8 | 53.0 | 33.9 | 33.4 | 36.9 | 38.2 | 37.3 | 28.2 | 36.4 | 38.6 | 31.5 | 32.8 | 37.8 |
| <i>Item 12550 Subject Q01</i> | <i>N 2036</i> | <i>1001</i> | <i>985</i> | <i>1359</i> | <i>201</i> | <i>347</i> | <i>544</i> | <i>695</i> | <i>450</i> | <i>1610</i> | <i>377</i> | <i>928</i> | <i>458</i> | <i>218</i> | <i>361</i> | <i>42</i> |
| D06H: I feel I am a person of worth, on an equal plane with others | | | | | | | | | | | | | | | | |
| 1. Disagree | 4.4 | 5.9 | 2.8 | 4.3 | 7.4 | 5.9 | 4.4 | 3.9 | 3.8 | 3.1 | 9.4 | 4.6 | 2.4 | 3.9 | 4.3 | 15.9 |
| 2. Mostly disagree | 5.0 | 5.1 | 5.0 | 5.6 | 1.7 | 4.5 | 5.6 | 4.9 | 5.0 | 4.1 | 8.7 | 4.1 | 3.2 | 8.8 | 6.2 | 13.2 |
| 3. Neither | 14.1 | 13.2 | 15.3 | 14.9 | 11.0 | 16.9 | 15.7 | 12.7 | 11.9 | 12.3 | 21.8 | 12.3 | 15.6 | 17.6 | 14.8 | 9.6 |
| 4. Mostly agree | 32.8 | 30.9 | 34.4 | 34.4 | 21.1 | 33.4 | 32.5 | 31.1 | 35.3 | 33.7 | 29.8 | 32.4 | 34.7 | 32.7 | 33.8 | 26.4 |
| 5. Agree | 43.8 | 45.0 | 42.5 | 40.8 | 58.8 | 39.2 | 41.8 | 47.4 | 44.0 | 46.9 | 30.2 | 46.6 | 44.2 | 37.0 | 40.9 | 34.9 |
| <i>Item 12570 Subject Q01</i> | <i>N 2028</i> | <i>1000</i> | <i>979</i> | <i>1356</i> | <i>199</i> | <i>344</i> | <i>542</i> | <i>693</i> | <i>449</i> | <i>1603</i> | <i>377</i> | <i>924</i> | <i>455</i> | <i>217</i> | <i>361</i> | <i>42</i> |

MONITORING THE FUTURE

| QUESTIONNAIRE FORM 2 2002 | TOTAL | SEX | | RACE | | REGION | | | | COLLEGE PLANS? | | ILLICIT DRUG USE: LIFETIME | | | | | |
|--|----------|------|------|-------|-------|--------|------|------|------|-------------------|------|----------------------------|------------------------|--------------|---------------|--------------------|----|
| | | M | F | White | Black | NE | NC | S | W | Yes | No | None | Mari- juana Only | Few Pills | More Pills | Any Her- oin | |
| <i>N (Weighted No. of Cases):</i> | 2274 | 1094 | 1070 | 1440 | 231 | 434 | 580 | 760 | 499 | 1689 | 410 | 1026 | 504 | 231 | 394 | 45 | |
| <i>% of Weighted Total:</i> | 100.0 | 48.1 | 47.0 | 63.3 | 10.2 | 19.1 | 25.5 | 33.4 | 21.9 | 74.3 | 18.0 | 45.1 | 22.2 | 10.2 | 17.4 | 2.0 | |
| D06I: I am able to do things as well as most other people | | | | | | | | | | | | | | | | | |
| 1. Disagree | 2.4 | 2.9 | 1.6 | 1.8 | 7.5 | 3.2 | 2.7 | 2.1 | 1.7 | 1.6 | 5.8 | 2.0 | 1.8 | 3.0 | 2.6 | 7.7 | |
| 2. Mostly disagree | 3.6 | 3.6 | 3.5 | 3.4 | 5.0 | 4.1 | 4.0 | 3.4 | 3.1 | 2.6 | 7.9 | 3.0 | 2.6 | 3.0 | 4.4 | 18.6 | |
| 3. Neither | 10.6 | 11.4 | 9.7 | 11.5 | 9.8 | 8.5 | 10.5 | 12.7 | 9.2 | 9.1 | 15.5 | 8.9 | 11.4 | 11.3 | 11.3 | 18.9 | |
| 4. Mostly agree | 35.7 | 31.8 | 39.9 | 36.9 | 22.3 | 41.1 | 32.3 | 32.8 | 40.2 | 36.6 | 33.1 | 36.1 | 38.3 | 33.7 | 36.4 | 16.0 | |
| 5. Agree | 47.7 | 50.2 | 45.3 | 46.3 | 55.5 | 43.1 | 50.4 | 49.1 | 45.8 | 50.1 | 37.8 | 49.9 | 46.0 | 48.9 | 45.3 | 38.8 | |
| <i>Item 12580 Subject Q01</i> | <i>N</i> | 2022 | 996 | 978 | 1353 | 199 | 339 | 543 | 691 | 449 | 1599 | 375 | 923 | 454 | 217 | 357 | 42 |
| D06J: On the whole, I'm satisfied with myself | | | | | | | | | | | | | | | | | |
| 1. Disagree | 3.9 | 4.8 | 2.9 | 3.8 | 7.8 | 4.0 | 4.8 | 3.3 | 3.7 | 2.9 | 8.1 | 3.7 | 1.5 | 5.7 | 5.3 | 10.9 | |
| 2. Mostly disagree | 5.7 | 5.3 | 6.5 | 5.7 | 2.3 | 6.6 | 6.2 | 4.1 | 7.1 | 5.0 | 8.7 | 4.9 | 6.2 | 4.7 | 6.9 | 12.7 | |
| 3. Neither | 13.8 | 12.0 | 15.2 | 13.2 | 11.2 | 15.9 | 12.5 | 14.3 | 13.0 | 13.2 | 16.4 | 12.3 | 14.1 | 15.6 | 14.4 | 19.1 | |
| 4. Mostly agree | 34.2 | 31.9 | 36.1 | 36.1 | 25.5 | 36.1 | 34.0 | 32.4 | 35.8 | 34.2 | 34.1 | 34.3 | 34.6 | 33.1 | 36.8 | 24.5 | |
| 5. Agree | 42.4 | 46.1 | 39.3 | 41.2 | 53.1 | 37.4 | 42.5 | 46.0 | 40.4 | 44.8 | 32.6 | 44.8 | 43.7 | 41.0 | 36.6 | 32.8 | |
| <i>Item 12620 Subject P01, Q01</i> | <i>N</i> | 2019 | 995 | 975 | 1351 | 198 | 342 | 541 | 688 | 448 | 1595 | 377 | 922 | 455 | 217 | 355 | 42 |
| D06K: I feel I do not have much to be proud of | | | | | | | | | | | | | | | | | |
| 1. Disagree | 43.1 | 43.3 | 42.8 | 43.6 | 57.3 | 39.4 | 43.0 | 46.7 | 40.5 | 45.4 | 33.1 | 46.0 | 43.2 | 46.4 | 35.3 | 31.5 | |
| 2. Mostly disagree | 27.3 | 26.0 | 28.5 | 28.4 | 19.1 | 27.8 | 26.3 | 26.9 | 28.7 | 28.2 | 23.8 | 25.7 | 26.9 | 27.8 | 33.2 | 29.0 | |
| 3. Neither | 14.9 | 14.9 | 15.2 | 14.9 | 11.4 | 17.6 | 16.3 | 12.9 | 14.1 | 13.7 | 19.7 | 14.6 | 16.7 | 12.8 | 15.5 | 5.5 | |
| 4. Mostly agree | 8.4 | 9.7 | 6.9 | 7.8 | 5.5 | 9.7 | 7.6 | 7.5 | 9.7 | 7.2 | 13.5 | 8.1 | 6.7 | 8.0 | 8.7 | 26.7 | |
| 5. Agree | 6.4 | 6.1 | 6.6 | 5.3 | 6.8 | 5.5 | 6.9 | 6.0 | 7.0 | 5.5 | 9.9 | 5.6 | 6.6 | 5.0 | 7.4 | 7.3 | |
| <i>Item 12660 Subject Q01</i> | <i>N</i> | 2014 | 992 | 975 | 1348 | 199 | 343 | 541 | 686 | 444 | 1588 | 378 | 919 | 454 | 216 | 355 | 42 |
| D06L: Sometimes I think that I am no good at all | | | | | | | | | | | | | | | | | |
| 1. Disagree | 44.5 | 49.5 | 39.7 | 43.3 | 56.1 | 39.3 | 43.2 | 46.1 | 47.5 | 45.9 | 39.2 | 46.7 | 46.1 | 45.8 | 38.5 | 27.4 | |
| 2. Mostly disagree | 19.2 | 18.2 | 19.7 | 19.0 | 17.9 | 21.2 | 18.6 | 20.0 | 17.3 | 20.1 | 15.3 | 18.7 | 20.8 | 18.9 | 18.5 | 21.4 | |
| 3. Neither | 17.3 | 15.7 | 19.2 | 18.2 | 14.7 | 17.0 | 17.6 | 17.0 | 17.6 | 15.9 | 22.7 | 14.9 | 20.1 | 15.9 | 20.0 | 17.8 | |
| 4. Mostly agree | 12.0 | 10.7 | 13.4 | 12.7 | 4.9 | 12.0 | 11.9 | 11.6 | 12.7 | 11.9 | 12.7 | 12.5 | 8.6 | 12.4 | 14.6 | 19.7 | |
| 5. Agree | 7.1 | 6.0 | 8.0 | 6.9 | 6.5 | 10.4 | 8.7 | 5.4 | 5.0 | 6.2 | 10.2 | 7.3 | 4.3 | 6.9 | 8.5 | 13.7 | |
| <i>Item 12680 Subject Q01</i> | <i>N</i> | 2010 | 987 | 976 | 1345 | 198 | 342 | 540 | 683 | 445 | 1589 | 373 | 915 | 455 | 215 | 356 | 41 |
| D06M: I feel that I can't do anything right | | | | | | | | | | | | | | | | | |
| 1. Disagree | 49.3 | 53.0 | 46.2 | 47.9 | 59.3 | 47.2 | 47.0 | 51.3 | 50.4 | 51.0 | 41.7 | 51.6 | 51.3 | 49.2 | 42.9 | 35.2 | |
| 2. Mostly disagree | 23.1 | 20.9 | 24.7 | 24.4 | 14.0 | 22.0 | 23.2 | 21.9 | 25.8 | 24.1 | 19.7 | 23.9 | 21.1 | 20.2 | 25.5 | 29.5 | |
| 3. Neither | 16.6 | 15.6 | 17.8 | 16.8 | 16.0 | 18.2 | 17.7 | 16.3 | 14.3 | 15.2 | 22.4 | 15.2 | 17.7 | 18.6 | 17.0 | 8.3 | |
| 4. Mostly agree | 7.0 | 6.6 | 7.4 | 7.0 | 4.0 | 8.5 | 7.3 | 6.6 | 6.0 | 6.7 | 8.1 | 6.1 | 6.8 | 6.6 | 9.4 | 13.8 | |
| 5. Agree | 4.1 | 3.9 | 4.0 | 3.9 | 6.7 | 4.1 | 4.7 | 3.9 | 3.5 | 3.0 | 8.1 | 3.2 | 3.1 | 5.5 | 5.2 | 13.2 | |
| <i>Item 12720 Subject Q01</i> | <i>N</i> | 2010 | 989 | 976 | 1349 | 199 | 342 | 539 | 685 | 445 | 1589 | 374 | 914 | 454 | 217 | 357 | 41 |
| D06N: I feel that my life is not very useful | | | | | | | | | | | | | | | | | |
| 1. Disagree | 57.5 | 60.3 | 55.6 | 56.7 | 64.1 | 54.1 | 58.7 | 57.6 | 58.4 | 59.8 | 48.4 | 61.3 | 58.0 | 55.4 | 51.2 | 39.8 | |
| 2. Mostly disagree | 17.0 | 14.9 | 18.0 | 18.4 | 9.6 | 17.8 | 13.6 | 19.2 | 17.0 | 17.6 | 14.2 | 14.6 | 17.3 | 18.6 | 23.4 | 7.2 | |
| 3. Neither | 15.3 | 15.0 | 15.4 | 15.5 | 13.6 | 17.5 | 16.0 | 14.4 | 14.0 | 13.4 | 22.9 | 14.2 | 16.0 | 16.8 | 14.9 | 19.1 | |
| 4. Mostly agree | 6.8 | 6.5 | 7.4 | 6.5 | 6.3 | 7.7 | 8.0 | 5.2 | 7.1 | 6.5 | 8.4 | 7.6 | 6.2 | 4.3 | 5.8 | 19.3 | |
| 5. Agree | 3.5 | 3.3 | 3.5 | 2.9 | 6.4 | 3.0 | 3.7 | 3.6 | 3.5 | 2.7 | 6.1 | 2.3 | 2.6 | 4.9 | 4.7 | 14.7 | |
| <i>Item 12750 Subject Q01</i> | <i>N</i> | 2010 | 989 | 975 | 1349 | 199 | 341 | 540 | 684 | 445 | 1588 | 374 | 915 | 454 | 216 | 356 | 41 |
| D07: How many of your friends would you estimate . . . | | | | | | | | | | | | | | | | | |
| D07A: Smoke cigarettes? | | | | | | | | | | | | | | | | | |
| 1. None | 14.6 | 15.8 | 13.1 | 10.8 | 33.2 | 16.1 | 8.8 | 13.9 | 21.7 | 13.4 | 18.3 | 22.4 | 10.7 | 9.5 | 2.7 | 9.8 | |
| 2. A few | 35.5 | 30.6 | 40.7 | 33.7 | 36.8 | 33.1 | 28.8 | 35.6 | 45.5 | 37.2 | 28.4 | 44.3 | 35.2 | 30.2 | 19.8 | 2.4 | |
| 3. Some | 26.9 | 31.5 | 22.5 | 28.5 | 16.9 | 27.7 | 32.6 | 25.6 | 21.3 | 29.0 | 20.4 | 25.0 | 29.8 | 30.9 | 26.8 | 19.3 | |
| 4. Most | 21.0 | 20.7 | 21.2 | 24.9 | 10.3 | 21.4 | 27.4 | 22.5 | 10.4 | 18.9 | 28.7 | 7.3 | 23.4 | 27.3 | 45.8 | 56.4 | |
| 5. All | 2.0 | 1.5 | 2.5 | 2.1 | 2.9 | 1.7 | 2.3 | 2.4 | 1.1 | 1.4 | 4.2 | 0.9 | 0.9 | 2.2 | 4.8 | 12.0 | |
| <i>Item 7070 Subject A02a</i> | <i>N</i> | 2010 | 990 | 978 | 1350 | 201 | 344 | 540 | 684 | 442 | 1584 | 378 | 914 | 457 | 217 | 355 | 41 |

DESCRIPTIVE RESULTS: 2002

121

| QUESTIONNAIRE FORM 2 2002 | TOTAL | SEX | | RACE | | REGION | | | | COLLEGE PLANS? | | ILLICIT DRUG USE: LIFETIME | | | | |
|--|---------------|------------|------------|-------------|------------|------------|------------|------------|------------|-------------------|------------|----------------------------|------------------------|--------------|---------------|--------------------|
| | | M | F | White | Black | NE | NC | S | W | Yes | No | None | Mari- juana Only | Few Pills | More Pills | Any Her- oin |
| <i>N (Weighted No. of Cases):</i> | 2274 | 1094 | 1070 | 1440 | 231 | 434 | 580 | 760 | 499 | 1689 | 410 | 1026 | 504 | 231 | 394 | 45 |
| <i>% of Weighted Total:</i> | 100.0 | 48.1 | 47.0 | 63.3 | 10.2 | 19.1 | 25.5 | 33.4 | 21.9 | 74.3 | 18.0 | 45.1 | 22.2 | 10.2 | 17.4 | 2.0 |
| D07B: Smoke marijuana (pot, weed) or hashish? | | | | | | | | | | | | | | | | |
| 1. None | 20.6 | 18.7 | 22.2 | 18.3 | 30.0 | 16.5 | 18.6 | 23.5 | 21.6 | 19.7 | 23.6 | 34.6 | 9.1 | 13.7 | 5.4 | 7.7 |
| 2. A few | 30.9 | 28.9 | 33.2 | 31.9 | 23.0 | 27.0 | 29.8 | 31.1 | 35.0 | 31.3 | 28.0 | 39.3 | 27.5 | 27.0 | 17.8 | 9.3 |
| 3. Some | 27.1 | 28.5 | 25.9 | 28.3 | 22.6 | 26.6 | 30.9 | 25.2 | 26.1 | 28.0 | 23.9 | 21.1 | 33.0 | 34.0 | 31.4 | 28.4 |
| 4. Most | 18.0 | 20.6 | 15.3 | 18.1 | 17.9 | 25.3 | 18.2 | 16.8 | 14.0 | 18.1 | 19.2 | 4.7 | 27.0 | 23.1 | 35.5 | 38.4 |
| 5. All | 3.3 | 3.4 | 3.3 | 3.4 | 6.5 | 4.5 | 2.5 | 3.5 | 3.3 | 2.8 | 5.3 | 0.4 | 3.4 | 2.2 | 9.9 | 16.2 |
| <i>Item 7080 Subject A02a</i> | <i>N 2010</i> | <i>991</i> | <i>976</i> | <i>1348</i> | <i>200</i> | <i>343</i> | <i>540</i> | <i>683</i> | <i>443</i> | <i>1584</i> | <i>377</i> | <i>914</i> | <i>456</i> | <i>216</i> | <i>355</i> | <i>41</i> |
| D07C: Take LSD? | | | | | | | | | | | | | | | | |
| 1. None | 71.4 | 70.2 | 72.7 | 67.8 | 87.9 | 69.0 | 66.4 | 73.1 | 76.8 | 71.2 | 71.0 | 82.1 | 76.1 | 65.4 | 46.6 | 25.6 |
| 2. A few | 21.4 | 23.0 | 20.1 | 24.5 | 6.5 | 20.8 | 24.8 | 19.7 | 20.1 | 21.7 | 20.6 | 14.8 | 21.1 | 25.1 | 34.9 | 42.1 |
| 3. Some | 5.5 | 5.2 | 5.5 | 5.8 | 2.8 | 7.6 | 6.4 | 5.5 | 2.8 | 5.9 | 4.3 | 2.9 | 2.3 | 7.6 | 13.1 | 13.6 |
| 4. Most | 1.0 | 1.0 | 1.0 | 1.1 | 1.3 | 1.7 | 1.3 | 0.9 | 0.3 | 0.8 | 2.2 | 0.1 | 0.3 | 1.4 | 3.5 | 5.9 |
| 5. All | 0.7 | 0.7 | 0.7 | 0.8 | 1.4 | 0.9 | 1.1 | 0.7 | - | 0.4 | 1.9 | - | 0.2 | 0.5 | 1.9 | 12.8 |
| <i>Item 7090 Subject A02a</i> | <i>N 1997</i> | <i>985</i> | <i>969</i> | <i>1347</i> | <i>197</i> | <i>342</i> | <i>540</i> | <i>675</i> | <i>439</i> | <i>1578</i> | <i>374</i> | <i>912</i> | <i>452</i> | <i>214</i> | <i>354</i> | <i>41</i> |
| D07D: Take other hallucinogens (mescaline, peyote, "shrooms" or psilocybin, PCP, etc.)? | | | | | | | | | | | | | | | | |
| 1. None | 66.4 | 64.1 | 68.3 | 61.7 | 91.0 | 61.9 | 62.5 | 71.4 | 67.1 | 66.8 | 63.4 | 78.9 | 72.6 | 59.3 | 36.1 | 20.6 |
| 2. A few | 24.5 | 25.9 | 24.0 | 27.8 | 5.4 | 28.3 | 26.2 | 19.6 | 27.2 | 24.3 | 26.5 | 17.8 | 24.6 | 28.4 | 39.0 | 42.2 |
| 3. Some | 6.7 | 7.8 | 5.4 | 7.7 | 1.7 | 6.6 | 8.7 | 6.7 | 4.5 | 7.1 | 5.4 | 2.9 | 2.2 | 11.0 | 16.8 | 19.7 |
| 4. Most | 1.7 | 1.6 | 1.8 | 2.3 | 0.6 | 2.4 | 1.9 | 1.7 | 1.2 | 1.5 | 2.8 | 0.4 | 0.6 | 0.5 | 6.8 | 6.9 |
| 5. All | 0.5 | 0.6 | 0.5 | 0.5 | 1.2 | 0.8 | 0.7 | 0.6 | - | 0.2 | 1.8 | - | - | 0.9 | 1.3 | 10.6 |
| <i>Item 7100 Subject A02a</i> | <i>N 2003</i> | <i>984</i> | <i>976</i> | <i>1348</i> | <i>198</i> | <i>344</i> | <i>538</i> | <i>678</i> | <i>442</i> | <i>1576</i> | <i>378</i> | <i>910</i> | <i>454</i> | <i>216</i> | <i>354</i> | <i>41</i> |
| D07E: Take amphetamines (uppers, pep pills, bennies, speed)? | | | | | | | | | | | | | | | | |
| 1. None | 65.6 | 63.5 | 67.7 | 60.5 | 91.3 | 65.9 | 64.9 | 65.3 | 66.9 | 66.7 | 59.4 | 79.0 | 75.3 | 50.8 | 32.0 | 23.1 |
| 2. A few | 23.3 | 25.3 | 21.9 | 27.1 | 4.3 | 23.5 | 23.1 | 21.9 | 25.6 | 23.0 | 25.6 | 17.4 | 21.6 | 36.1 | 32.9 | 36.5 |
| 3. Some | 8.7 | 8.6 | 8.1 | 9.5 | 2.6 | 8.1 | 10.0 | 9.4 | 6.4 | 8.7 | 9.4 | 3.3 | 2.6 | 10.0 | 28.4 | 11.5 |
| 4. Most | 1.8 | 1.9 | 1.9 | 2.4 | 0.7 | 1.8 | 1.6 | 2.6 | 1.0 | 1.4 | 3.8 | 0.2 | 0.5 | 2.9 | 5.3 | 18.2 |
| 5. All | 0.5 | 0.7 | 0.3 | 0.5 | 1.2 | 0.6 | 0.4 | 0.9 | - | 0.2 | 1.8 | 0.1 | - | 0.2 | 1.3 | 10.6 |
| <i>Item 7110 Subject A02a</i> | <i>N 2000</i> | <i>984</i> | <i>974</i> | <i>1346</i> | <i>198</i> | <i>343</i> | <i>538</i> | <i>680</i> | <i>439</i> | <i>1577</i> | <i>375</i> | <i>909</i> | <i>454</i> | <i>215</i> | <i>354</i> | <i>41</i> |
| D07F: Take quaaludes (quads, methaqualone)? | | | | | | | | | | | | | | | | |
| 1. None | 82.0 | 80.1 | 84.3 | 80.1 | 93.9 | 80.5 | 79.7 | 84.0 | 82.9 | 82.9 | 77.5 | 88.4 | 88.1 | 79.5 | 64.2 | 44.1 |
| 2. A few | 13.4 | 15.0 | 11.6 | 14.9 | 2.7 | 13.6 | 15.5 | 11.1 | 14.1 | 12.8 | 16.4 | 9.6 | 10.6 | 15.1 | 24.6 | 23.6 |
| 3. Some | 3.5 | 3.2 | 3.3 | 3.7 | 1.7 | 4.5 | 3.8 | 3.4 | 2.3 | 3.6 | 3.0 | 1.8 | 1.3 | 3.7 | 8.9 | 9.3 |
| 4. Most | 0.8 | 1.2 | 0.4 | 0.9 | 0.4 | 0.6 | 0.7 | 0.9 | 0.7 | 0.5 | 1.8 | 0.2 | - | 1.6 | 1.6 | 9.4 |
| 5. All | 0.4 | 0.5 | 0.4 | 0.3 | 1.2 | 0.8 | 0.3 | 0.6 | - | 0.2 | 1.2 | - | - | 0.2 | 0.6 | 13.7 |
| <i>Item 7120 Subject A02a</i> | <i>N 1994</i> | <i>977</i> | <i>974</i> | <i>1343</i> | <i>198</i> | <i>343</i> | <i>537</i> | <i>680</i> | <i>434</i> | <i>1574</i> | <i>373</i> | <i>908</i> | <i>451</i> | <i>214</i> | <i>354</i> | <i>40</i> |
| D07G: Take barbiturates (downers, goofballs, reds, yellows, etc.)? | | | | | | | | | | | | | | | | |
| 1. None | 74.7 | 72.5 | 77.1 | 71.4 | 93.9 | 80.1 | 71.1 | 72.9 | 77.9 | 75.1 | 71.5 | 86.0 | 82.2 | 67.6 | 44.4 | 36.0 |
| 2. A few | 19.1 | 21.0 | 17.3 | 21.5 | 2.5 | 15.1 | 21.3 | 19.3 | 18.9 | 19.1 | 20.3 | 12.0 | 16.5 | 27.9 | 34.1 | 37.1 |
| 3. Some | 4.6 | 4.6 | 4.2 | 4.9 | 2.3 | 3.4 | 5.8 | 5.1 | 3.1 | 4.6 | 4.5 | 1.9 | 0.9 | 3.8 | 15.7 | 6.1 |
| 4. Most | 1.1 | 1.3 | 1.0 | 1.6 | - | 0.5 | 1.5 | 1.7 | 0.1 | 1.0 | 1.7 | 0.1 | 0.3 | 0.5 | 4.9 | 3.8 |
| 5. All | 0.6 | 0.7 | 0.5 | 0.5 | 1.3 | 0.9 | 0.3 | 1.0 | - | 0.2 | 1.9 | - | 0.1 | 0.2 | 0.9 | 17.1 |
| <i>Item 7130 Subject A02a</i> | <i>N 1975</i> | <i>970</i> | <i>965</i> | <i>1332</i> | <i>196</i> | <i>335</i> | <i>535</i> | <i>671</i> | <i>435</i> | <i>1560</i> | <i>369</i> | <i>902</i> | <i>448</i> | <i>213</i> | <i>346</i> | <i>41</i> |
| D07H: Take tranquilizers? | | | | | | | | | | | | | | | | |
| 1. None | 78.8 | 76.1 | 81.3 | 76.4 | 93.0 | 80.6 | 79.3 | 77.7 | 78.4 | 78.4 | 78.7 | 88.5 | 85.9 | 72.9 | 52.4 | 38.2 |
| 2. A few | 15.1 | 16.5 | 13.8 | 16.8 | 2.9 | 13.6 | 14.6 | 14.0 | 18.4 | 15.7 | 13.2 | 9.6 | 12.5 | 20.4 | 28.4 | 28.2 |
| 3. Some | 4.6 | 5.4 | 3.6 | 5.0 | 2.2 | 4.4 | 4.4 | 6.1 | 2.5 | 4.5 | 5.4 | 1.7 | 1.5 | 4.8 | 13.8 | 16.9 |
| 4. Most | 1.2 | 1.5 | 0.9 | 1.4 | 0.7 | 0.8 | 1.5 | 1.4 | 0.7 | 1.2 | 1.2 | 0.2 | - | 1.7 | 4.5 | 6.1 |
| 5. All | 0.4 | 0.5 | 0.4 | 0.4 | 1.3 | 0.7 | 0.2 | 0.7 | - | 0.2 | 1.5 | - | 0.1 | 0.2 | 0.9 | 10.6 |
| <i>Item 7140 Subject A02a</i> | <i>N 1972</i> | <i>966</i> | <i>965</i> | <i>1331</i> | <i>195</i> | <i>334</i> | <i>528</i> | <i>674</i> | <i>435</i> | <i>1559</i> | <i>365</i> | <i>898</i> | <i>449</i> | <i>214</i> | <i>347</i> | <i>41</i> |

| QUESTIONNAIRE FORM 2 2002 | TOTAL | SEX | | RACE | | REGION | | | | COLLEGE PLANS? | | ILLICIT DRUG USE: LIFETIME | | | | |
|---|---------------|------------|------------|-------------|------------|------------|------------|------------|------------|-------------------|------------|----------------------------|------------------------|--------------|---------------|--------------------|
| | | M | F | White | Black | NE | NC | S | W | Yes | No | None | Mari- juana Only | Few Pills | More Pills | Any Her- oin |
| <i>N (Weighted No. of Cases):</i> | 2274 | 1094 | 1070 | 1440 | 231 | 434 | 580 | 760 | 499 | 1689 | 410 | 1026 | 504 | 231 | 394 | 45 |
| <i>% of Weighted Total:</i> | 100.0 | 48.1 | 47.0 | 63.3 | 10.2 | 19.1 | 25.5 | 33.4 | 21.9 | 74.3 | 18.0 | 45.1 | 22.2 | 10.2 | 17.4 | 2.0 |
| D07I: Take cocaine? | | | | | | | | | | | | | | | | |
| 1. None | 73.2 | 72.7 | 73.9 | 71.7 | 92.2 | 71.8 | 73.8 | 74.0 | 72.4 | 74.0 | 68.1 | 83.9 | 79.2 | 70.7 | 45.0 | 25.5 |
| 2. A few | 19.0 | 19.9 | 18.3 | 20.6 | 3.7 | 21.4 | 18.4 | 17.8 | 19.8 | 18.6 | 22.0 | 13.0 | 17.2 | 25.0 | 32.1 | 31.4 |
| 3. Some | 6.1 | 5.9 | 5.9 | 6.2 | 1.6 | 5.9 | 5.9 | 6.5 | 6.0 | 6.0 | 7.2 | 3.0 | 3.0 | 3.6 | 16.8 | 29.0 |
| 4. Most | 1.2 | 1.0 | 1.5 | 1.3 | 1.1 | 0.1 | 1.6 | 1.1 | 1.8 | 1.2 | 1.4 | 0.1 | 0.5 | 0.5 | 5.5 | 1.0 |
| 5. All | 0.4 | 0.5 | 0.4 | 0.3 | 1.5 | 0.9 | 0.2 | 0.7 | - | 0.2 | 1.3 | - | 0.1 | 0.2 | 0.7 | 13.2 |
| <i>Item 7150 Subject A02a</i> | <i>N 1979</i> | <i>971</i> | <i>967</i> | <i>1335</i> | <i>196</i> | <i>335</i> | <i>535</i> | <i>674</i> | <i>435</i> | <i>1561</i> | <i>371</i> | <i>902</i> | <i>450</i> | <i>214</i> | <i>348</i> | <i>41</i> |
| D07J: Take heroin? | | | | | | | | | | | | | | | | |
| 1. None | 87.1 | 87.9 | 86.1 | 87.7 | 91.3 | 86.1 | 87.3 | 87.8 | 86.4 | 87.3 | 85.0 | 88.5 | 90.9 | 87.0 | 84.7 | 43.8 |
| 2. A few | 9.8 | 8.9 | 11.0 | 10.0 | 4.7 | 10.0 | 10.6 | 9.2 | 9.5 | 9.8 | 10.7 | 9.6 | 8.2 | 10.3 | 9.4 | 29.0 |
| 3. Some | 2.4 | 2.4 | 2.2 | 1.9 | 2.6 | 2.8 | 1.9 | 2.0 | 3.4 | 2.6 | 1.9 | 1.9 | 0.4 | 2.4 | 4.7 | 13.1 |
| 4. Most | 0.3 | 0.3 | 0.3 | 0.1 | - | 0.6 | - | 0.2 | 0.8 | 0.2 | 0.9 | 0.1 | 0.4 | 0.1 | 0.3 | 4.6 |
| 5. All | 0.4 | 0.4 | 0.4 | 0.3 | 1.5 | 0.4 | 0.2 | 0.8 | - | 0.1 | 1.5 | - | 0.1 | 0.2 | 0.9 | 9.5 |
| <i>Item 7160 Subject A02a</i> | <i>N 1968</i> | <i>963</i> | <i>963</i> | <i>1328</i> | <i>193</i> | <i>333</i> | <i>531</i> | <i>669</i> | <i>434</i> | <i>1555</i> | <i>365</i> | <i>896</i> | <i>448</i> | <i>212</i> | <i>347</i> | <i>41</i> |
| D07K: Take other narcotics (methadone, opium, codeine, etc.)? | | | | | | | | | | | | | | | | |
| 1. None | 72.5 | 69.2 | 75.6 | 68.8 | 91.6 | 70.9 | 69.2 | 74.0 | 75.4 | 72.3 | 72.1 | 85.6 | 78.8 | 69.6 | 38.5 | 19.9 |
| 2. A few | 18.3 | 20.2 | 16.7 | 20.6 | 4.2 | 18.7 | 19.2 | 17.4 | 18.5 | 18.9 | 16.4 | 11.7 | 16.6 | 24.6 | 31.5 | 46.0 |
| 3. Some | 7.1 | 8.3 | 5.9 | 8.3 | 2.2 | 7.3 | 9.6 | 6.3 | 5.0 | 7.1 | 7.8 | 2.5 | 3.7 | 3.9 | 24.0 | 13.5 |
| 4. Most | 1.5 | 1.5 | 1.5 | 1.8 | 0.1 | 2.3 | 1.6 | 1.3 | 0.9 | 1.4 | 1.9 | 0.1 | 0.9 | 1.9 | 4.9 | 7.5 |
| 5. All | 0.6 | 0.8 | 0.3 | 0.5 | 1.9 | 0.9 | 0.4 | 1.0 | 0.2 | 0.3 | 1.8 | 0.1 | 0.1 | - | 1.1 | 13.2 |
| <i>Item 7170 Subject A02a</i> | <i>N 1969</i> | <i>965</i> | <i>962</i> | <i>1326</i> | <i>196</i> | <i>333</i> | <i>529</i> | <i>672</i> | <i>434</i> | <i>1553</i> | <i>367</i> | <i>899</i> | <i>445</i> | <i>212</i> | <i>346</i> | <i>41</i> |
| D07L: Use inhalants (sniff glue, aerosols, laughing gas, etc.)? | | | | | | | | | | | | | | | | |
| 1. None | 79.0 | 77.9 | 80.2 | 77.2 | 91.4 | 78.6 | 74.6 | 82.3 | 79.8 | 78.6 | 79.0 | 83.6 | 83.7 | 74.7 | 69.1 | 38.5 |
| 2. A few | 15.2 | 15.8 | 15.2 | 17.2 | 5.2 | 15.1 | 17.2 | 13.5 | 15.5 | 15.5 | 15.7 | 13.1 | 14.6 | 20.3 | 17.1 | 34.1 |
| 3. Some | 4.6 | 5.0 | 3.5 | 4.8 | 2.0 | 5.1 | 7.1 | 3.2 | 3.1 | 4.9 | 3.3 | 3.1 | 1.3 | 4.8 | 11.1 | 5.6 |
| 4. Most | 0.8 | 0.8 | 0.8 | 0.6 | 0.2 | 0.8 | 0.7 | 0.4 | 1.6 | 0.7 | 0.6 | 0.1 | 0.4 | - | 2.1 | 12.6 |
| 5. All | 0.4 | 0.5 | 0.3 | 0.2 | 1.3 | 0.5 | 0.3 | 0.6 | - | 0.1 | 1.5 | 0.1 | 0.1 | 0.2 | 0.6 | 9.1 |
| <i>Item 7180 Subject A02a</i> | <i>N 1974</i> | <i>967</i> | <i>965</i> | <i>1330</i> | <i>195</i> | <i>333</i> | <i>532</i> | <i>673</i> | <i>435</i> | <i>1555</i> | <i>369</i> | <i>898</i> | <i>446</i> | <i>213</i> | <i>349</i> | <i>41</i> |
| D07M: Drink alcoholic beverages (liquor, beer, wine)? | | | | | | | | | | | | | | | | |
| 1. None | 12.0 | 13.0 | 10.4 | 9.1 | 29.1 | 12.5 | 12.2 | 12.0 | 11.2 | 10.5 | 15.6 | 18.4 | 9.0 | 6.4 | 2.9 | 5.9 |
| 2. A few | 13.6 | 12.8 | 14.6 | 12.0 | 18.4 | 11.1 | 8.6 | 15.1 | 19.4 | 13.0 | 14.5 | 21.2 | 8.9 | 9.9 | 3.1 | 2.2 |
| 3. Some | 20.7 | 19.1 | 22.2 | 19.3 | 19.0 | 14.9 | 18.6 | 20.8 | 27.5 | 21.7 | 17.6 | 26.4 | 19.0 | 16.3 | 11.8 | 5.5 |
| 4. Most | 33.7 | 35.2 | 32.4 | 37.9 | 21.9 | 37.7 | 35.4 | 34.1 | 28.1 | 34.5 | 33.4 | 26.6 | 40.6 | 39.9 | 41.5 | 31.1 |
| 5. All | 20.0 | 19.8 | 20.3 | 21.7 | 11.6 | 23.7 | 25.2 | 17.9 | 13.8 | 20.3 | 18.9 | 7.4 | 22.5 | 27.5 | 40.6 | 55.3 |
| <i>Item 7190 Subject A02a</i> | <i>N 1978</i> | <i>969</i> | <i>968</i> | <i>1333</i> | <i>194</i> | <i>332</i> | <i>535</i> | <i>673</i> | <i>438</i> | <i>1559</i> | <i>372</i> | <i>901</i> | <i>447</i> | <i>216</i> | <i>347</i> | <i>41</i> |
| D07N: Get drunk at least once a week? | | | | | | | | | | | | | | | | |
| 1. None | 21.7 | 20.9 | 21.2 | 18.2 | 35.9 | 24.9 | 17.8 | 20.6 | 25.6 | 20.0 | 24.9 | 33.7 | 14.2 | 14.8 | 6.6 | 4.1 |
| 2. A few | 25.5 | 24.7 | 27.1 | 23.8 | 27.8 | 22.5 | 23.3 | 25.4 | 30.7 | 26.0 | 23.8 | 29.6 | 24.1 | 25.9 | 17.2 | 7.7 |
| 3. Some | 24.5 | 26.1 | 23.3 | 26.2 | 22.3 | 22.8 | 25.5 | 25.2 | 23.4 | 25.0 | 24.0 | 23.4 | 25.1 | 22.6 | 28.8 | 21.0 |
| 4. Most | 20.7 | 19.6 | 21.5 | 23.5 | 9.3 | 20.4 | 25.0 | 21.0 | 15.1 | 22.0 | 16.3 | 12.0 | 28.4 | 25.3 | 30.8 | 27.0 |
| 5. All | 7.6 | 8.7 | 6.9 | 8.4 | 4.7 | 9.4 | 8.3 | 7.8 | 5.2 | 7.1 | 11.0 | 1.4 | 8.2 | 11.4 | 16.5 | 40.2 |
| <i>Item 7200 Subject A02a</i> | <i>N 1980</i> | <i>970</i> | <i>968</i> | <i>1333</i> | <i>196</i> | <i>332</i> | <i>535</i> | <i>675</i> | <i>438</i> | <i>1560</i> | <i>372</i> | <i>902</i> | <i>448</i> | <i>216</i> | <i>347</i> | <i>41</i> |
| Lately there has been some attention paid to certain drugs, including "crack" (cocaine in chunks or rocks). | | | | | | | | | | | | | | | | |
| E01: How many of your friends would you estimate . . . | | | | | | | | | | | | | | | | |
| E01A: Take "crack" cocaine? | | | | | | | | | | | | | | | | |
| 1. None | 78.5 | 80.2 | 76.6 | 78.2 | 92.4 | 79.6 | 78.1 | 81.6 | 73.6 | 78.4 | 77.6 | 84.3 | 84.2 | 78.4 | 61.8 | 39.6 |
| 2. A few | 17.3 | 17.0 | 18.4 | 18.3 | 3.7 | 17.6 | 17.0 | 14.7 | 21.6 | 17.5 | 18.1 | 13.3 | 13.9 | 19.7 | 27.9 | 44.2 |
| 3. Some | 3.3 | 2.2 | 3.9 | 3.0 | 2.5 | 2.7 | 4.1 | 2.6 | 3.9 | 3.6 | 2.5 | 2.3 | 1.8 | 1.7 | 7.5 | 5.5 |
| 4. Most | 0.5 | 0.3 | 0.7 | 0.4 | - | - | 0.4 | 0.5 | 0.9 | 0.4 | 0.7 | - | - | - | 2.7 | - |
| 5. All | 0.3 | 0.3 | 0.4 | 0.2 | 1.5 | 0.2 | 0.4 | 0.6 | - | 0.1 | 1.0 | 0.1 | 0.1 | 0.2 | 0.1 | 10.7 |
| <i>Item 7151 Subject A02a</i> | <i>N 1968</i> | <i>962</i> | <i>962</i> | <i>1328</i> | <i>193</i> | <i>330</i> | <i>534</i> | <i>668</i> | <i>436</i> | <i>1550</i> | <i>369</i> | <i>895</i> | <i>443</i> | <i>216</i> | <i>347</i> | <i>41</i> |

| QUESTIONNAIRE FORM 2 2002 | TOTAL | SEX | | RACE | | REGION | | | | COLLEGE PLANS? | | ILLICIT DRUG USE: LIFETIME | | | | |
|--|---------------|------------|------------|-------------|------------|------------|------------|------------|------------|-------------------|------------|----------------------------|------------------------|--------------|---------------|--------------------|
| | | M | F | White | Black | NE | NC | S | W | Yes | No | None | Mari- juana Only | Few Pills | More Pills | Any Her- oin |
| <i>N (Weighted No. of Cases):</i> | 2274 | 1094 | 1070 | 1440 | 231 | 434 | 580 | 760 | 499 | 1689 | 410 | 1026 | 504 | 231 | 394 | 45 |
| <i>% of Weighted Total:</i> | 100.0 | 48.1 | 47.0 | 63.3 | 10.2 | 19.1 | 25.5 | 33.4 | 21.9 | 74.3 | 18.0 | 45.1 | 22.2 | 10.2 | 17.4 | 2.0 |
| E01B: Take PCP (angel dust, crystal, peace pill, killer weed, supergrass, crystal cyclone)? | | | | | | | | | | | | | | | | |
| 1. None | 82.8 | 82.5 | 83.0 | 82.2 | 91.1 | 81.7 | 84.5 | 83.7 | 80.2 | 83.7 | 77.7 | 88.9 | 87.0 | 83.2 | 68.4 | 29.2 |
| 2. A few | 13.3 | 13.9 | 13.3 | 14.2 | 4.7 | 13.5 | 12.1 | 11.5 | 17.6 | 12.9 | 16.6 | 9.7 | 11.5 | 14.2 | 22.0 | 41.1 |
| 3. Some | 2.9 | 2.4 | 2.9 | 2.7 | 2.7 | 3.5 | 2.9 | 3.3 | 1.7 | 2.7 | 3.5 | 1.3 | 1.4 | 2.2 | 7.8 | 4.5 |
| 4. Most | 0.6 | 0.8 | 0.5 | 0.7 | - | 0.6 | 0.2 | 0.9 | 0.5 | 0.4 | 1.3 | 0.1 | - | 0.2 | 1.8 | 10.8 |
| 5. All | 0.4 | 0.4 | 0.4 | 0.3 | 1.5 | 0.6 | 0.4 | 0.5 | - | 0.2 | 0.9 | 0.1 | 0.1 | 0.2 | - | 14.3 |
| <i>Item 7201 Subject A02a</i> | <i>N 1961</i> | <i>958</i> | <i>960</i> | <i>1324</i> | <i>193</i> | <i>330</i> | <i>532</i> | <i>666</i> | <i>433</i> | <i>1545</i> | <i>367</i> | <i>893</i> | <i>442</i> | <i>214</i> | <i>344</i> | <i>41</i> |
| E01C: Take amyl or butyl nitrites (poppers, snappers, Locker Room, Vaporole, Rush, Kick, Bullet)? | | | | | | | | | | | | | | | | |
| 1. None | 88.8 | 88.5 | 89.3 | 88.2 | 95.0 | 89.1 | 89.0 | 88.8 | 88.2 | 89.4 | 85.4 | 92.0 | 92.8 | 87.9 | 81.8 | 45.8 |
| 2. A few | 8.5 | 9.0 | 8.2 | 9.4 | 2.2 | 7.3 | 8.8 | 7.5 | 10.5 | 8.4 | 9.8 | 6.8 | 5.8 | 9.8 | 12.6 | 34.0 |
| 3. Some | 1.9 | 1.4 | 2.0 | 1.7 | 1.6 | 2.1 | 1.7 | 2.6 | 1.1 | 1.8 | 2.5 | 1.1 | 1.1 | 1.9 | 4.4 | 1.8 |
| 4. Most | 0.4 | 0.6 | 0.2 | 0.4 | - | 0.8 | 0.1 | 0.5 | 0.1 | 0.2 | 1.3 | 0.1 | 0.2 | - | 1.2 | 4.7 |
| 5. All | 0.4 | 0.4 | 0.4 | 0.3 | 1.3 | 0.7 | 0.4 | 0.5 | - | 0.2 | 0.9 | 0.1 | 0.1 | 0.3 | - | 13.7 |
| <i>Item 7202 Subject A02a</i> | <i>N 1949</i> | <i>952</i> | <i>955</i> | <i>1319</i> | <i>192</i> | <i>326</i> | <i>533</i> | <i>663</i> | <i>426</i> | <i>1536</i> | <i>364</i> | <i>890</i> | <i>441</i> | <i>213</i> | <i>339</i> | <i>40</i> |
| E02: How much do you think people risk harming themselves (physically or in other ways) if they . . . | | | | | | | | | | | | | | | | |
| E02A: Try cocaine in powder form once or twice | | | | | | | | | | | | | | | | |
| 1. No risk | 7.6 | 9.6 | 5.3 | 6.3 | 10.3 | 8.2 | 5.2 | 6.9 | 11.1 | 6.0 | 13.5 | 6.3 | 6.5 | 6.1 | 11.8 | 12.6 |
| 2. Slight risk | 17.2 | 17.4 | 16.6 | 18.4 | 9.5 | 18.3 | 18.8 | 17.0 | 14.8 | 16.8 | 20.3 | 16.0 | 12.8 | 19.3 | 23.8 | 27.7 |
| 3. Moderate risk | 20.9 | 19.1 | 23.1 | 23.5 | 10.4 | 23.9 | 21.2 | 18.5 | 22.1 | 22.6 | 15.2 | 20.0 | 24.6 | 16.0 | 22.0 | 24.4 |
| 4. Great risk | 49.5 | 48.6 | 50.8 | 46.7 | 65.9 | 43.4 | 49.5 | 53.7 | 47.5 | 49.9 | 45.4 | 52.2 | 50.1 | 54.6 | 40.9 | 26.4 |
| 5. Can't say, drug unfamiliar | 4.8 | 5.3 | 4.2 | 5.1 | 3.9 | 6.2 | 5.3 | 3.9 | 4.6 | 4.6 | 5.6 | 5.5 | 6.0 | 4.0 | 1.5 | 8.8 |
| <i>Item 12501 Subject A14a</i> | <i>N 1946</i> | <i>948</i> | <i>956</i> | <i>1316</i> | <i>191</i> | <i>322</i> | <i>530</i> | <i>664</i> | <i>430</i> | <i>1531</i> | <i>367</i> | <i>888</i> | <i>440</i> | <i>213</i> | <i>341</i> | <i>41</i> |
| E02B: Take cocaine powder occasionally | | | | | | | | | | | | | | | | |
| 1. No risk | 5.3 | 6.6 | 3.7 | 3.6 | 10.6 | 5.2 | 3.4 | 5.1 | 8.2 | 3.9 | 11.3 | 5.4 | 5.7 | 3.5 | 4.1 | 12.9 |
| 2. Slight risk | 3.9 | 4.5 | 3.1 | 4.4 | 1.6 | 5.9 | 4.1 | 2.6 | 4.2 | 3.7 | 5.4 | 2.4 | 3.5 | 3.8 | 8.3 | 6.8 |
| 3. Moderate risk | 21.5 | 21.1 | 22.3 | 23.4 | 10.9 | 25.2 | 21.3 | 21.2 | 19.3 | 22.0 | 21.1 | 20.3 | 15.4 | 25.1 | 28.0 | 40.2 |
| 4. Great risk | 64.4 | 62.4 | 66.7 | 63.4 | 72.5 | 56.9 | 66.0 | 67.2 | 63.8 | 65.8 | 56.7 | 66.3 | 69.3 | 64.0 | 58.2 | 31.2 |
| 5. Can't say, drug unfamiliar | 4.9 | 5.5 | 4.2 | 5.2 | 4.5 | 6.9 | 5.3 | 3.9 | 4.5 | 4.7 | 5.5 | 5.6 | 6.1 | 3.6 | 1.5 | 9.0 |
| <i>Item 12502 Subject A14a</i> | <i>N 1949</i> | <i>950</i> | <i>958</i> | <i>1318</i> | <i>191</i> | <i>322</i> | <i>528</i> | <i>665</i> | <i>433</i> | <i>1533</i> | <i>368</i> | <i>890</i> | <i>440</i> | <i>213</i> | <i>342</i> | <i>40</i> |
| E02C: Take cocaine powder regularly | | | | | | | | | | | | | | | | |
| 1. No risk | 5.0 | 6.2 | 3.4 | 3.5 | 9.0 | 4.4 | 3.2 | 4.6 | 8.1 | 3.9 | 9.5 | 5.4 | 4.9 | 4.5 | 2.7 | 13.5 |
| 2. Slight risk | 1.1 | 1.1 | 1.2 | 1.1 | 0.9 | 0.9 | 1.4 | 0.4 | 1.9 | 0.9 | 2.0 | 1.1 | 1.2 | 1.0 | 0.7 | 2.8 |
| 3. Moderate risk | 4.8 | 5.9 | 3.3 | 4.7 | 1.9 | 5.2 | 5.8 | 3.7 | 5.0 | 4.4 | 7.0 | 3.8 | 4.0 | 4.5 | 7.3 | 13.2 |
| 4. Great risk | 84.2 | 81.3 | 87.9 | 85.8 | 82.5 | 82.8 | 84.9 | 86.7 | 80.5 | 86.2 | 75.2 | 84.2 | 83.3 | 86.4 | 87.9 | 61.6 |
| 5. Can't say, drug unfamiliar | 4.9 | 5.6 | 4.2 | 5.0 | 5.8 | 6.6 | 4.7 | 4.6 | 4.5 | 4.6 | 6.2 | 5.5 | 6.5 | 3.7 | 1.5 | 8.8 |
| <i>Item 12503 Subject A14a</i> | <i>N 1947</i> | <i>947</i> | <i>959</i> | <i>1319</i> | <i>189</i> | <i>322</i> | <i>529</i> | <i>663</i> | <i>432</i> | <i>1534</i> | <i>366</i> | <i>889</i> | <i>441</i> | <i>213</i> | <i>340</i> | <i>41</i> |
| E02D: Try "crack" cocaine once or twice | | | | | | | | | | | | | | | | |
| 1. No risk | 7.0 | 8.5 | 5.1 | 5.5 | 9.6 | 6.6 | 5.1 | 6.2 | 10.9 | 5.6 | 13.3 | 6.1 | 6.5 | 6.5 | 9.3 | 13.8 |
| 2. Slight risk | 16.5 | 14.6 | 18.2 | 17.4 | 8.8 | 19.0 | 17.4 | 14.3 | 16.7 | 16.8 | 15.7 | 16.3 | 13.8 | 19.9 | 19.3 | 10.5 |
| 3. Moderate risk | 20.0 | 19.3 | 21.0 | 22.6 | 11.8 | 21.1 | 22.2 | 18.0 | 19.7 | 21.1 | 16.9 | 18.8 | 21.9 | 17.7 | 21.7 | 30.4 |
| 4. Great risk | 50.8 | 51.4 | 50.6 | 48.5 | 65.2 | 45.2 | 49.3 | 56.6 | 48.1 | 51.1 | 47.6 | 52.5 | 51.2 | 51.1 | 46.5 | 41.6 |
| 5. Can't say, drug unfamiliar | 5.7 | 6.2 | 5.0 | 6.0 | 4.6 | 8.0 | 6.1 | 4.9 | 4.5 | 5.4 | 6.5 | 6.3 | 6.6 | 4.7 | 3.2 | 3.8 |
| <i>Item 12504 Subject A14a</i> | <i>N 1942</i> | <i>945</i> | <i>957</i> | <i>1314</i> | <i>187</i> | <i>319</i> | <i>529</i> | <i>661</i> | <i>433</i> | <i>1527</i> | <i>368</i> | <i>886</i> | <i>439</i> | <i>213</i> | <i>340</i> | <i>40</i> |
| E02E: Take "crack" cocaine occasionally | | | | | | | | | | | | | | | | |
| 1. No risk | 5.3 | 6.6 | 3.5 | 3.7 | 9.0 | 4.7 | 3.2 | 4.7 | 9.1 | 4.0 | 10.7 | 5.4 | 5.6 | 5.0 | 3.2 | 13.5 |
| 2. Slight risk | 2.9 | 3.1 | 2.6 | 3.2 | 1.6 | 2.8 | 4.0 | 2.1 | 2.6 | 2.6 | 4.2 | 2.0 | 2.6 | 2.3 | 5.8 | 5.3 |
| 3. Moderate risk | 20.5 | 19.9 | 21.4 | 22.0 | 13.6 | 27.7 | 21.6 | 16.7 | 19.8 | 20.9 | 20.6 | 20.3 | 16.5 | 24.1 | 23.5 | 26.5 |
| 4. Great risk | 65.6 | 63.9 | 67.3 | 64.9 | 71.2 | 56.8 | 65.2 | 71.3 | 63.8 | 66.9 | 57.9 | 65.9 | 68.6 | 63.8 | 64.0 | 51.0 |
| 5. Can't say, drug unfamiliar | 5.8 | 6.5 | 5.1 | 6.1 | 4.6 | 8.0 | 6.0 | 5.3 | 4.7 | 5.6 | 6.5 | 6.4 | 6.8 | 4.7 | 3.5 | 3.7 |
| <i>Item 12505 Subject A14a</i> | <i>N 1945</i> | <i>947</i> | <i>957</i> | <i>1318</i> | <i>187</i> | <i>320</i> | <i>530</i> | <i>662</i> | <i>433</i> | <i>1530</i> | <i>368</i> | <i>888</i> | <i>439</i> | <i>213</i> | <i>341</i> | <i>41</i> |

MONITORING THE FUTURE

| QUESTIONNAIRE FORM 2 2002 | TOTAL | SEX | | RACE | | REGION | | | | COLLEGE PLANS? | | ILLICIT DRUG USE: LIFETIME | | | | | |
|--|----------|-------------|------------|------------|-------------|------------|------------|------------|------------|-------------------|-------------|----------------------------|------------------------|--------------|---------------|--------------------|-----------|
| | | M | F | White | Black | NE | NC | S | W | Yes | No | None | Mari- juana Only | Few Pills | More Pills | Any Her- oin | |
| <i>N (Weighted No. of Cases):</i> | 2274 | 1094 | 1070 | 1440 | 231 | 434 | 580 | 760 | 499 | 1689 | 410 | 1026 | 504 | 231 | 394 | 45 | |
| <i>% of Weighted Total:</i> | 100.0 | 48.1 | 47.0 | 63.3 | 10.2 | 19.1 | 25.5 | 33.4 | 21.9 | 74.3 | 18.0 | 45.1 | 22.2 | 10.2 | 17.4 | 2.0 | |
| E02F: Take “crack” cocaine regularly | | | | | | | | | | | | | | | | | |
| 1. No risk | 4.9 | 6.0 | 3.4 | 3.3 | 9.0 | 4.6 | 3.0 | 4.6 | 8.0 | 3.7 | 10.0 | 5.4 | 5.0 | 3.4 | 3.2 | 13.5 | |
| 2. Slight risk | 1.1 | 1.4 | 0.8 | 1.1 | 1.3 | 1.0 | 1.5 | 0.4 | 1.6 | 0.9 | 1.6 | 1.0 | 1.0 | 1.8 | 0.4 | 4.4 | |
| 3. Moderate risk | 4.3 | 4.9 | 3.6 | 3.9 | 4.9 | 4.6 | 5.8 | 3.2 | 3.7 | 4.0 | 5.8 | 3.5 | 4.3 | 4.0 | 6.1 | 4.6 | |
| 4. Great risk | 84.1 | 81.4 | 87.2 | 85.9 | 78.9 | 82.6 | 84.1 | 86.2 | 81.8 | 86.0 | 75.9 | 84.0 | 82.8 | 86.5 | 86.8 | 73.8 | |
| 5. Can't say, drug unfamiliar | 5.7 | 6.3 | 5.0 | 5.7 | 5.8 | 7.2 | 5.6 | 5.5 | 4.9 | 5.4 | 6.6 | 6.2 | 6.8 | 4.3 | 3.5 | 3.7 | |
| <i>Item 12506 Subject A14a</i> | <i>N</i> | <i>1943</i> | <i>945</i> | <i>957</i> | <i>1317</i> | <i>187</i> | <i>320</i> | <i>528</i> | <i>661</i> | <i>434</i> | <i>1528</i> | <i>368</i> | <i>886</i> | <i>438</i> | <i>213</i> | <i>342</i> | <i>41</i> |
| E02G: Try PCP once or twice | | | | | | | | | | | | | | | | | |
| 1. No risk | 6.9 | 8.9 | 4.7 | 5.4 | 10.0 | 7.3 | 5.5 | 5.8 | 10.0 | 5.4 | 13.5 | 6.1 | 6.6 | 4.7 | 8.6 | 14.8 | |
| 2. Slight risk | 13.8 | 14.4 | 13.1 | 15.4 | 7.2 | 15.0 | 15.1 | 12.8 | 13.0 | 13.0 | 17.6 | 11.7 | 12.1 | 16.8 | 19.6 | 19.3 | |
| 3. Moderate risk | 20.5 | 19.3 | 22.0 | 22.7 | 9.4 | 24.4 | 20.2 | 18.1 | 21.4 | 22.0 | 15.3 | 20.6 | 20.3 | 18.3 | 21.9 | 23.8 | |
| 4. Great risk | 48.3 | 46.5 | 50.2 | 46.1 | 63.7 | 43.3 | 48.3 | 52.4 | 45.7 | 49.2 | 42.4 | 50.1 | 48.8 | 50.3 | 42.9 | 38.3 | |
| 5. Can't say, drug unfamiliar | 10.5 | 10.9 | 10.1 | 10.3 | 9.7 | 10.0 | 11.0 | 10.8 | 9.8 | 10.4 | 11.2 | 11.5 | 12.1 | 9.9 | 6.9 | 3.8 | |
| <i>Item 12415 Subject A14a</i> | <i>N</i> | <i>1941</i> | <i>942</i> | <i>958</i> | <i>1317</i> | <i>187</i> | <i>320</i> | <i>529</i> | <i>662</i> | <i>429</i> | <i>1527</i> | <i>368</i> | <i>884</i> | <i>438</i> | <i>213</i> | <i>342</i> | <i>40</i> |
| E02H: Try crystal meth (“ice”) | | | | | | | | | | | | | | | | | |
| 1. No risk | 6.6 | 8.1 | 4.9 | 4.9 | 10.7 | 7.4 | 4.9 | 5.4 | 10.1 | 5.5 | 11.5 | 5.9 | 6.5 | 5.9 | 7.9 | 14.8 | |
| 2. Slight risk | 10.5 | 10.8 | 10.2 | 11.9 | 4.7 | 9.9 | 10.0 | 12.0 | 9.4 | 10.2 | 11.6 | 9.0 | 8.6 | 10.1 | 17.3 | 16.1 | |
| 3. Moderate risk | 19.3 | 19.1 | 19.9 | 21.4 | 8.1 | 21.6 | 22.6 | 15.3 | 19.8 | 20.3 | 16.8 | 18.6 | 18.9 | 21.4 | 20.1 | 25.9 | |
| 4. Great risk | 53.8 | 52.1 | 55.4 | 53.2 | 64.6 | 51.8 | 52.7 | 57.6 | 50.7 | 54.8 | 47.8 | 55.7 | 54.7 | 52.4 | 50.0 | 39.4 | |
| 5. Can't say, drug unfamiliar | 9.8 | 9.9 | 9.6 | 8.6 | 11.9 | 9.2 | 9.9 | 9.7 | 10.0 | 9.2 | 12.3 | 10.9 | 11.3 | 10.3 | 4.6 | 3.8 | |
| <i>Item 24420 Subject A14a</i> | <i>N</i> | <i>1936</i> | <i>942</i> | <i>953</i> | <i>1315</i> | <i>186</i> | <i>320</i> | <i>529</i> | <i>658</i> | <i>429</i> | <i>1522</i> | <i>368</i> | <i>881</i> | <i>438</i> | <i>211</i> | <i>342</i> | <i>40</i> |
| E03: On how many occasions (if any) have you used “crack” cocaine? | | | | | | | | | | | | | | | | | |
| E03A: . . . in your lifetime? | | | | | | | | | | | | | | | | | |
| 1. 0 occasions | 96.0 | 94.9 | 96.9 | 96.1 | 97.8 | 96.2 | 95.9 | 97.1 | 94.0 | 97.3 | 91.0 | 100.0 | 100.0 | 95.4 | 86.3 | 48.1 | |
| 2. 1-2 | 2.2 | 3.1 | 1.3 | 2.3 | - | 2.7 | 2.1 | 1.3 | 3.2 | 1.3 | 5.2 | - | - | 3.2 | 6.7 | 31.5 | |
| 3. 3-5 | 1.0 | 0.7 | 1.4 | 1.0 | 0.7 | 0.8 | 1.1 | 0.5 | 1.8 | 0.9 | 1.6 | - | - | 1.1 | 4.2 | 5.6 | |
| 4. 6-9 | 0.2 | 0.3 | * | 0.1 | - | - | 0.2 | - | 0.5 | 0.2 | - | - | - | - | 0.6 | 3.2 | |
| 5. 10-19 | 0.2 | 0.4 | - | 0.2 | - | - | 0.3 | 0.3 | - | - | 0.6 | - | - | - | 0.6 | 3.5 | |
| 6. 20-39 | 0.1 | 0.1 | 0.1 | 0.1 | - | - | 0.1 | 0.1 | - | * | 0.2 | - | - | - | 0.5 | - | |
| 7. 40 or more | 0.4 | 0.5 | 0.3 | 0.2 | 1.5 | 0.2 | 0.2 | 0.6 | 0.4 | 0.2 | 1.3 | - | - | 0.2 | 1.2 | 8.1 | |
| <i>Item 22260 Subject A01a</i> | <i>N</i> | <i>1946</i> | <i>946</i> | <i>958</i> | <i>1316</i> | <i>189</i> | <i>326</i> | <i>527</i> | <i>665</i> | <i>428</i> | <i>1532</i> | <i>364</i> | <i>892</i> | <i>439</i> | <i>210</i> | <i>340</i> | <i>41</i> |
| E03B: . . . during the last 12 months? | | | | | | | | | | | | | | | | | |
| 1. 0 occasions | 97.8 | 97.1 | 98.3 | 97.9 | 97.8 | 98.4 | 97.9 | 97.9 | 97.0 | 98.7 | 93.9 | 100.0 | 100.0 | 97.5 | 92.4 | 73.2 | |
| 2. 1-2 | 1.1 | 1.5 | 0.7 | 1.3 | 0.7 | 1.4 | 1.2 | 1.0 | 0.7 | 0.5 | 3.7 | - | - | 1.2 | 3.7 | 13.0 | |
| 3. 3-5 | 0.5 | 0.4 | 0.6 | 0.4 | - | - | 0.2 | 0.2 | 1.8 | 0.5 | 0.6 | - | - | 1.1 | 1.6 | 2.5 | |
| 4. 6-9 | 0.1 | 0.3 | * | 0.1 | - | - | 0.2 | 0.2 | 0.1 | 0.1 | - | - | - | - | 0.4 | 3.2 | |
| 5. 10-19 | 0.1 | 0.2 | - | 0.1 | - | - | 0.1 | 0.1 | - | * | 0.2 | - | - | - | 0.5 | - | |
| 6. 20-39 | 0.1 | 0.2 | 0.1 | 0.1 | - | - | - | 0.1 | 0.4 | - | 0.8 | - | - | - | 0.8 | - | |
| 7. 40 or more | 0.3 | 0.3 | 0.3 | 0.2 | 1.5 | 0.2 | 0.2 | 0.6 | - | 0.2 | 0.8 | - | - | 0.2 | 0.6 | 8.1 | |
| <i>Item 22270 Subject A01b</i> | <i>N</i> | <i>1946</i> | <i>946</i> | <i>958</i> | <i>1316</i> | <i>189</i> | <i>326</i> | <i>527</i> | <i>665</i> | <i>428</i> | <i>1532</i> | <i>364</i> | <i>892</i> | <i>439</i> | <i>210</i> | <i>340</i> | <i>41</i> |
| E03C: . . . during the last 30 days? | | | | | | | | | | | | | | | | | |
| 1. 0 occasions | 98.8 | 98.7 | 98.9 | 99.0 | 98.5 | 99.6 | 99.2 | 98.7 | 98.0 | 99.1 | 97.4 | 100.0 | 100.0 | 98.7 | 95.9 | 86.7 | |
| 2. 1-2 | 0.7 | 0.9 | 0.4 | 0.5 | - | 0.2 | 0.2 | 0.7 | 1.4 | 0.4 | 1.8 | - | - | 1.1 | 2.4 | 5.2 | |
| 3. 3-5 | 0.2 | 0.1 | 0.4 | 0.3 | - | - | 0.3 | - | 0.7 | 0.3 | - | - | - | - | 1.1 | - | |
| 4. 6-9 | - | - | - | - | - | - | - | - | - | - | - | - | - | - | - | - | |
| 5. 10-19 | - | - | - | - | - | - | - | - | - | - | - | - | - | - | - | - | |
| 6. 20-39 | - | - | - | - | - | - | - | - | - | - | - | - | - | - | - | - | |
| 7. 40 or more | 0.3 | 0.3 | 0.3 | 0.2 | 1.5 | 0.2 | 0.2 | 0.6 | - | 0.2 | 0.8 | - | - | 0.2 | 0.6 | 8.1 | |
| <i>Item 22280 Subject A01c</i> | <i>N</i> | <i>1944</i> | <i>944</i> | <i>958</i> | <i>1316</i> | <i>189</i> | <i>326</i> | <i>527</i> | <i>664</i> | <i>428</i> | <i>1532</i> | <i>364</i> | <i>892</i> | <i>439</i> | <i>210</i> | <i>338</i> | <i>41</i> |
| E04: On how many occasions (if any) have you used PCP? | | | | | | | | | | | | | | | | | |
| E04A: . . . in your lifetime? | | | | | | | | | | | | | | | | | |
| 1. 0 occasions | 97.0 | 95.8 | 98.0 | 96.9 | 98.5 | 97.1 | 97.3 | 96.5 | 97.3 | 98.1 | 93.1 | 100.0 | 100.0 | 99.8 | 89.4 | 46.8 | |
| 2. 1-2 | 1.8 | 2.3 | 1.5 | 1.8 | - | 1.5 | 1.7 | 1.9 | 2.1 | 1.2 | 3.9 | - | - | - | 7.3 | 24.7 | |
| 3. 3-5 | 0.6 | 1.1 | 0.2 | 0.7 | - | 0.8 | 0.6 | 0.7 | 0.4 | 0.3 | 1.9 | - | - | - | 1.9 | 14.0 | |
| 4. 6-9 | 0.2 | 0.4 | - | 0.3 | - | 0.5 | 0.2 | - | 0.2 | 0.2 | - | - | - | - | 0.5 | 4.7 | |
| 5. 10-19 | 0.1 | 0.1 | 0.1 | 0.1 | - | - | - | 0.3 | - | - | 0.2 | - | - | - | 0.6 | - | |
| 6. 20-39 | - | - | - | - | - | - | - | - | - | - | - | - | - | - | - | - | |
| 7. 40 or more | 0.3 | 0.3 | 0.3 | 0.2 | 1.5 | 0.2 | 0.2 | 0.6 | - | 0.2 | 0.8 | - | - | 0.2 | 0.4 | 9.8 | |
| <i>Item 1181 Subject A01a</i> | <i>N</i> | <i>1941</i> | <i>940</i> | <i>959</i> | <i>1315</i> | <i>188</i> | <i>326</i> | <i>527</i> | <i>662</i> | <i>427</i> | <i>1525</i> | <i>367</i> | <i>891</i> | <i>438</i> | <i>210</i> | <i>336</i> | <i>40</i> |

*less than .05 percent.

DESCRIPTIVE RESULTS: 2002

125

| QUESTIONNAIRE FORM 2 2002 | TOTAL | SEX | | RACE | | REGION | | | | COLLEGE PLANS? | | ILLICIT DRUG USE: LIFETIME | | | | | |
|---|----------|-------------|------------|------------|-------------|------------|------------|------------|------------|-------------------|-------------|----------------------------|------------------------|--------------|---------------|--------------------|-----------|
| | | M | F | White | Black | NE | NC | S | W | Yes | No | None | Mari- juana Only | Few Pills | More Pills | Any Her- oin | |
| <i>N (Weighted No. of Cases):</i> | 2274 | 1094 | 1070 | 1440 | 231 | 434 | 580 | 760 | 499 | 1689 | 410 | 1026 | 504 | 231 | 394 | 45 | |
| <i>% of Weighted Total:</i> | 100.0 | 48.1 | 47.0 | 63.3 | 10.2 | 19.1 | 25.5 | 33.4 | 21.9 | 74.3 | 18.0 | 45.1 | 22.2 | 10.2 | 17.4 | 2.0 | |
| E04B: . . . during the last 12 months? | | | | | | | | | | | | | | | | | |
| 1. 0 occasions | 99.0 | 98.6 | 99.3 | 98.9 | 98.5 | 98.3 | 98.9 | 99.1 | 99.3 | 99.2 | 97.9 | 100.0 | 100.0 | 99.7 | 96.7 | 78.6 | |
| 2. 1-2 | 0.4 | 0.8 | 0.2 | 0.5 | - | 0.8 | 0.6 | 0.2 | 0.4 | 0.4 | 0.9 | - | - | - | 1.4 | 9.4 | |
| 3. 3-5 | 0.3 | 0.4 | 0.2 | 0.4 | - | 0.7 | 0.5 | - | 0.2 | 0.3 | 0.2 | - | - | 0.1 | 1.2 | 3.8 | |
| 4. 6-9 | - | - | - | - | - | - | - | - | - | - | - | - | - | - | - | - | |
| 5. 10-19 | * | - | 0.1 | 0.1 | - | - | - | 0.1 | - | - | 0.2 | - | - | - | 0.3 | - | |
| 6. 20-39 | 0.1 | 0.1 | - | 0.1 | - | 0.2 | 0.1 | - | - | 0.1 | - | - | - | - | 0.2 | 1.0 | |
| 7. 40 or more | 0.2 | 0.1 | 0.3 | 0.1 | 1.5 | - | - | 0.6 | - | 0.1 | 0.8 | - | - | 0.2 | 0.2 | 7.1 | |
| <i>Item 1182 Subject A01b</i> | <i>N</i> | <i>1940</i> | <i>939</i> | <i>959</i> | <i>1314</i> | <i>188</i> | <i>326</i> | <i>526</i> | <i>661</i> | <i>427</i> | <i>1525</i> | <i>367</i> | <i>891</i> | <i>438</i> | <i>210</i> | <i>335</i> | <i>40</i> |
| E04C: . . . during the last 30 days? | | | | | | | | | | | | | | | | | |
| 1. 0 occasions | 99.6 | 99.5 | 99.7 | 99.7 | 98.5 | 99.3 | 99.7 | 99.4 | 100.0 | 99.8 | 98.9 | 100.0 | 100.0 | 99.8 | 98.9 | 91.8 | |
| 2. 1-2 | 0.1 | 0.2 | - | 0.1 | - | 0.2 | 0.3 | - | - | 0.1 | 0.1 | - | - | - | 0.5 | 1.0 | |
| 3. 3-5 | * | 0.1 | - | 0.1 | - | 0.2 | - | - | - | - | 0.2 | - | - | - | 0.2 | - | |
| 4. 6-9 | - | - | - | - | - | - | - | - | - | - | - | - | - | - | - | - | |
| 5. 10-19 | * | 0.1 | - | 0.1 | - | 0.2 | - | - | - | * | - | - | - | - | 0.2 | - | |
| 6. 20-39 | - | - | - | - | - | - | - | - | - | - | - | - | - | - | - | - | |
| 7. 40 or more | 0.2 | 0.1 | 0.3 | 0.1 | 1.5 | - | - | 0.6 | - | 0.1 | 0.8 | - | - | 0.2 | 0.2 | 7.1 | |
| <i>Item 1183 Subject A01c</i> | <i>N</i> | <i>1940</i> | <i>938</i> | <i>959</i> | <i>1314</i> | <i>188</i> | <i>326</i> | <i>526</i> | <i>661</i> | <i>427</i> | <i>1525</i> | <i>367</i> | <i>891</i> | <i>438</i> | <i>210</i> | <i>335</i> | <i>40</i> |
| E05: On how many occasions (if any) have you used amyl or butyl nitrites? | | | | | | | | | | | | | | | | | |
| E05A: . . . in your lifetime? | | | | | | | | | | | | | | | | | |
| 1. 0 occasions | 98.6 | 98.3 | 98.9 | 98.6 | 98.5 | 97.5 | 98.7 | 98.3 | 99.7 | 99.0 | 96.9 | 100.0 | 100.0 | 98.9 | 97.2 | 67.3 | |
| 2. 1-2 | 0.6 | 0.7 | 0.6 | 0.7 | - | 0.6 | 0.8 | 0.9 | 0.1 | 0.4 | 1.5 | - | - | - | 1.9 | 11.4 | |
| 3. 3-5 | 0.1 | 0.2 | - | 0.1 | - | 0.3 | 0.1 | - | - | 0.1 | - | - | - | - | - | 3.9 | |
| 4. 6-9 | 0.3 | 0.4 | 0.2 | 0.2 | - | 1.1 | 0.1 | 0.2 | - | 0.2 | 0.5 | - | - | 0.8 | 0.4 | 5.6 | |
| 5. 10-19 | * | 0.1 | - | 0.1 | - | - | 0.1 | - | - | * | - | - | - | - | 0.2 | - | |
| 6. 20-39 | 0.1 | 0.2 | - | 0.2 | - | 0.5 | 0.1 | - | - | 0.1 | - | - | - | 0.1 | 0.1 | 3.6 | |
| 7. 40 or more | 0.3 | 0.2 | 0.3 | 0.1 | 1.5 | - | 0.1 | 0.6 | 0.2 | 0.1 | 1.0 | - | - | 0.2 | 0.2 | 8.1 | |
| <i>Item 1184 Subject A01a</i> | <i>N</i> | <i>1935</i> | <i>941</i> | <i>952</i> | <i>1312</i> | <i>189</i> | <i>324</i> | <i>525</i> | <i>663</i> | <i>422</i> | <i>1521</i> | <i>365</i> | <i>888</i> | <i>435</i> | <i>206</i> | <i>338</i> | <i>41</i> |
| E05B: . . . during the last 12 months? | | | | | | | | | | | | | | | | | |
| 1. 0 occasions | 99.0 | 98.8 | 99.2 | 99.1 | 98.5 | 98.0 | 98.9 | 99.1 | 99.7 | 99.3 | 97.9 | 100.0 | 100.0 | 99.7 | 97.8 | 77.1 | |
| 2. 1-2 | 0.5 | 0.6 | 0.5 | 0.5 | - | 1.5 | 0.8 | 0.1 | 0.1 | 0.3 | 1.1 | - | - | - | 1.4 | 10.1 | |
| 3. 3-5 | 0.1 | 0.2 | - | 0.1 | - | - | 0.1 | 0.2 | - | 0.1 | - | - | - | - | 0.4 | 1.0 | |
| 4. 6-9 | * | 0.1 | - | 0.1 | - | - | 0.1 | - | - | * | - | - | - | - | 0.2 | - | |
| 5. 10-19 | 0.1 | 0.2 | - | 0.1 | - | 0.5 | - | - | - | 0.1 | - | - | - | 0.1 | - | 3.6 | |
| 6. 20-39 | * | * | - | - | 0.2 | - | - | 0.1 | - | * | - | - | - | - | - | 0.9 | |
| 7. 40 or more | 0.3 | 0.1 | 0.3 | 0.1 | 1.3 | - | 0.1 | 0.5 | 0.2 | 0.1 | 1.0 | - | - | 0.2 | 0.2 | 7.2 | |
| <i>Item 1185 Subject A01b</i> | <i>N</i> | <i>1938</i> | <i>941</i> | <i>955</i> | <i>1312</i> | <i>189</i> | <i>325</i> | <i>525</i> | <i>663</i> | <i>424</i> | <i>1523</i> | <i>366</i> | <i>889</i> | <i>435</i> | <i>208</i> | <i>338</i> | <i>41</i> |
| E05C: . . . during the last 30 days? | | | | | | | | | | | | | | | | | |
| 1. 0 occasions | 99.4 | 99.2 | 99.7 | 99.5 | 98.5 | 99.0 | 99.6 | 99.2 | 99.8 | 99.6 | 98.6 | 100.0 | 100.0 | 99.7 | 98.7 | 87.2 | |
| 2. 1-2 | 0.2 | 0.4 | - | 0.3 | - | 0.4 | 0.3 | 0.2 | - | 0.2 | 0.4 | - | - | - | 1.2 | - | |
| 3. 3-5 | 0.1 | 0.3 | - | 0.2 | - | 0.5 | 0.2 | - | - | 0.2 | - | - | - | - | - | 5.8 | |
| 4. 6-9 | - | - | - | - | - | - | - | - | - | - | - | - | - | - | - | - | |
| 5. 10-19 | * | * | - | * | - | 0.1 | - | - | - | * | - | - | - | 0.1 | - | - | |
| 6. 20-39 | * | * | - | - | 0.2 | - | - | 0.1 | - | * | - | - | - | - | - | 0.9 | |
| 7. 40 or more | 0.2 | 0.1 | 0.3 | 0.1 | 1.3 | - | - | 0.5 | 0.2 | * | 1.0 | - | - | 0.2 | 0.2 | 6.0 | |
| <i>Item 1186 Subject A01c</i> | <i>N</i> | <i>1937</i> | <i>941</i> | <i>954</i> | <i>1312</i> | <i>189</i> | <i>324</i> | <i>525</i> | <i>663</i> | <i>424</i> | <i>1523</i> | <i>365</i> | <i>888</i> | <i>435</i> | <i>208</i> | <i>338</i> | <i>41</i> |
| E06: Steroids, or anabolic steroids, are sometimes prescribed by doctors to promote healing from certain types of injuries. Some athletes, and others, have used them to try to increase muscle development. On how many occasions (if any) have you taken steroids on your own—that is, without a doctor telling you to take them . . . | | | | | | | | | | | | | | | | | |

*=less than .05 percent.

MONITORING THE FUTURE

| QUESTIONNAIRE FORM 2 2002 | TOTAL | SEX | | RACE | | REGION | | | | COLLEGE PLANS? | | ILLICIT DRUG USE: LIFETIME | | | | | |
|--|-------------|-------------|------------|-------------|-------------|------------|------------|------------|------------|-------------------|-------------|----------------------------|------------------------|--------------|---------------|--------------------|-----------|
| | | M | F | White | Black | NE | NC | S | W | Yes | No | None | Mari- juana Only | Few Pills | More Pills | Any Her- oin | |
| <i>N (Weighted No. of Cases):</i> | 2274 | 1094 | 1070 | 1440 | 231 | 434 | 580 | 760 | 499 | 1689 | 410 | 1026 | 504 | 231 | 394 | 45 | |
| <i>% of Weighted Total:</i> | 100.0 | 48.1 | 47.0 | 63.3 | 10.2 | 19.1 | 25.5 | 33.4 | 21.9 | 74.3 | 18.0 | 45.1 | 22.2 | 10.2 | 17.4 | 2.0 | |
| E06A: . . . in your lifetime? | | | | | | | | | | | | | | | | | |
| 1. 0 occasions | 96.6 | 96.0 | 97.2 | 96.1 | 96.3 | 97.7 | 95.8 | 95.8 | 98.0 | 97.1 | 93.8 | 100.0 | 100.0 | 94.4 | 86.8 | 74.8 | |
| 2. 1-2 | 1.8 | 2.2 | 1.4 | 2.1 | 2.3 | 1.4 | 1.8 | 2.4 | 1.0 | 1.6 | 2.9 | - | - | 4.7 | 6.6 | 5.2 | |
| 3. 3-5 | 0.6 | 0.3 | 1.0 | 0.7 | - | 0.3 | 0.7 | 0.8 | 0.6 | 0.6 | 0.7 | - | - | - | 3.6 | - | |
| 4. 6-9 | 0.3 | 0.3 | - | 0.3 | - | 0.5 | 0.3 | 0.3 | - | 0.1 | 1.1 | - | - | - | 0.9 | 5.0 | |
| 5. 10-19 | 0.3 | 0.5 | 0.1 | 0.3 | - | - | 0.4 | 0.2 | 0.4 | 0.3 | - | - | - | 0.2 | 0.9 | 4.0 | |
| 6. 20-39 | 0.2 | 0.3 | - | 0.2 | - | - | 0.4 | 0.1 | - | 0.2 | - | - | - | 0.4 | 0.7 | - | |
| 7. 40 or more | 0.3 | 0.4 | 0.3 | 0.3 | 1.3 | - | 0.7 | 0.4 | - | 0.1 | 1.5 | - | - | 0.2 | 0.5 | 11.1 | |
| <i>Item 22690 Subject A01a</i> | <i>N</i> | <i>1934</i> | <i>938</i> | <i>954</i> | <i>1308</i> | <i>188</i> | <i>323</i> | <i>523</i> | <i>660</i> | <i>427</i> | <i>1521</i> | <i>364</i> | <i>886</i> | <i>437</i> | <i>209</i> | <i>336</i> | <i>40</i> |
| E06B: . . . during the last 12 months? | | | | | | | | | | | | | | | | | |
| 1. 0 occasions | 97.6 | 97.0 | 98.3 | 97.1 | 98.7 | 98.9 | 97.0 | 96.6 | 99.0 | 98.1 | 95.2 | 100.0 | 100.0 | 97.3 | 91.1 | 74.2 | |
| 2. 1-2 | 1.3 | 1.5 | 1.1 | 1.9 | - | 0.6 | 1.5 | 2.3 | - | 1.0 | 2.5 | - | - | 1.8 | 5.2 | 8.5 | |
| 3. 3-5 | 0.2 | - | 0.3 | 0.2 | - | 0.5 | - | - | 0.6 | 0.2 | 0.5 | - | - | - | 1.3 | - | |
| 4. 6-9 | 0.5 | 0.9 | 0.1 | 0.5 | - | - | 0.7 | 0.6 | 0.4 | 0.4 | 0.7 | - | - | 0.2 | 1.8 | 6.4 | |
| 5. 10-19 | - | - | - | - | - | - | - | - | - | - | - | - | - | - | - | - | |
| 6. 20-39 | 0.2 | 0.3 | - | 0.2 | - | - | 0.4 | 0.1 | - | 0.2 | - | - | - | 0.4 | 0.7 | - | |
| 7. 40 or more | 0.3 | 0.2 | 0.3 | 0.2 | 1.3 | - | 0.4 | 0.4 | - | 0.1 | 1.1 | - | - | 0.2 | - | 10.8 | |
| <i>Item 22700 Subject A01b</i> | <i>N</i> | <i>1935</i> | <i>939</i> | <i>954</i> | <i>1309</i> | <i>188</i> | <i>323</i> | <i>523</i> | <i>661</i> | <i>427</i> | <i>1522</i> | <i>364</i> | <i>886</i> | <i>437</i> | <i>209</i> | <i>336</i> | <i>41</i> |
| E06C: . . . during the last 30 days? | | | | | | | | | | | | | | | | | |
| 1. 0 occasions | 98.9 | 98.5 | 99.4 | 98.8 | 98.7 | 100.0 | 98.1 | 98.8 | 99.5 | 99.2 | 97.6 | 100.0 | 100.0 | 98.5 | 96.7 | 84.9 | |
| 2. 1-2 | 0.7 | 1.1 | 0.3 | 0.9 | - | - | 1.5 | 0.5 | 0.4 | 0.6 | 1.0 | - | - | 1.3 | 2.6 | 4.0 | |
| 3. 3-5 | 0.1 | 0.1 | 0.1 | 0.1 | - | - | - | 0.2 | 0.2 | 0.1 | - | - | - | - | 0.5 | - | |
| 4. 6-9 | * | 0.1 | - | 0.1 | - | - | - | 0.1 | - | - | 0.2 | - | - | - | 0.2 | - | |
| 5. 10-19 | - | - | - | - | - | - | - | - | - | - | - | - | - | - | - | - | |
| 6. 20-39 | * | - | * | * | - | - | - | 0.1 | - | - | 0.1 | - | - | 0.2 | - | - | |
| 7. 40 or more | 0.2 | 0.2 | 0.3 | 0.1 | 1.3 | - | 0.4 | 0.4 | - | 0.1 | 1.0 | - | - | - | - | 11.1 | |
| <i>Item 22710 Subject A01c</i> | <i>N</i> | <i>1934</i> | <i>938</i> | <i>955</i> | <i>1309</i> | <i>188</i> | <i>323</i> | <i>524</i> | <i>660</i> | <i>427</i> | <i>1522</i> | <i>364</i> | <i>887</i> | <i>437</i> | <i>209</i> | <i>336</i> | <i>40</i> |
| E07: What methods have you used for taking steroids on your own? (Mark all that apply.) | | | | | | | | | | | | | | | | | |
| A. Injection | 0.4 | 0.6 | 0.3 | 0.4 | 1.3 | 1.0 | 0.3 | 0.5 | - | 0.3 | 1.0 | - | - | 0.5 | 0.7 | 11.1 | |
| B. By mouth | 2.8 | 3.7 | 1.9 | 3.5 | 0.4 | 1.6 | 4.0 | 3.0 | 2.0 | 2.6 | 4.3 | - | - | 3.7 | 11.9 | 17.0 | |
| C. Haven't used steroids | 96.8 | 95.9 | 97.9 | 96.2 | 98.3 | 97.7 | 95.8 | 96.5 | 98.0 | 97.2 | 95.0 | 100.0 | 100.0 | 96.3 | 87.4 | 72.9 | |
| <i>Item 23790-23800,30940 Subject A05d N</i> | <i>1922</i> | <i>932</i> | <i>948</i> | <i>1303</i> | <i>183</i> | <i>320</i> | <i>522</i> | <i>652</i> | <i>427</i> | <i>1520</i> | <i>353</i> | <i>881</i> | <i>436</i> | <i>205</i> | <i>334</i> | <i>41</i> | |
| E08: When (if ever) did you FIRST do each of the following things? | | | | | | | | | | | | | | | | | |
| E08A: Try "crack" cocaine | | | | | | | | | | | | | | | | | |
| 8. Never | 96.3 | 95.1 | 97.4 | 96.6 | 97.7 | 96.6 | 96.5 | 97.4 | 94.0 | 97.5 | 91.3 | 100.0 | 100.0 | 95.6 | 86.6 | 39.7 | |
| 1. Grade 6 or below | 0.4 | 0.6 | 0.3 | 0.1 | 1.6 | 0.8 | 0.2 | 0.6 | - | 0.1 | 1.8 | - | - | - | 0.7 | 16.9 | |
| 2. Grade 7 | 0.1 | 0.2 | - | 0.2 | - | - | 0.1 | - | 0.4 | 0.2 | - | - | - | 0.4 | 0.6 | - | |
| 3. Grade 8 | 0.3 | 0.6 | 0.2 | 0.2 | - | - | 0.3 | 0.1 | 1.1 | 0.2 | - | - | - | - | 1.4 | 6.5 | |
| 4. Grade 9 (Freshman) | 0.3 | 0.3 | 0.2 | 0.2 | - | 0.2 | 0.6 | 0.2 | - | * | 1.1 | - | - | - | 1.0 | 5.3 | |
| 5. Grade 10 (Sophomore) | 0.9 | 1.4 | 0.4 | 0.9 | - | 0.7 | 0.4 | 0.7 | 1.8 | 0.7 | 1.7 | - | - | 1.6 | 3.5 | 8.5 | |
| 6. Grade 11 (Junior) | 1.0 | 1.4 | 0.6 | 0.9 | 0.7 | 1.4 | 1.3 | 0.4 | 1.1 | 0.8 | 2.0 | - | - | 1.1 | 3.5 | 15.9 | |
| 7. Grade 12 (Senior) | 0.7 | 0.5 | 0.9 | 0.9 | - | 0.3 | 0.5 | 0.5 | 1.6 | 0.5 | 1.9 | - | - | 1.3 | 2.8 | 7.3 | |
| <i>Item 5661 Subject A01g</i> | <i>N</i> | <i>1881</i> | <i>904</i> | <i>938</i> | <i>1272</i> | <i>182</i> | <i>305</i> | <i>509</i> | <i>651</i> | <i>416</i> | <i>1485</i> | <i>350</i> | <i>881</i> | <i>431</i> | <i>203</i> | <i>308</i> | <i>33</i> |
| E08B: Try any other form of cocaine | | | | | | | | | | | | | | | | | |
| 8. Never | 94.4 | 92.5 | 96.0 | 93.6 | 99.1 | 96.1 | 94.3 | 94.1 | 93.6 | 95.6 | 89.6 | 100.0 | 100.0 | 94.8 | 76.6 | 25.1 | |
| 1. Grade 6 or below | 0.3 | 0.6 | - | 0.2 | - | 0.2 | 0.2 | 0.2 | 0.7 | 0.1 | 1.1 | - | - | 0.9 | 1.0 | 2.6 | |
| 2. Grade 7 | 0.1 | 0.2 | 0.1 | 0.1 | 0.2 | - | 0.2 | 0.2 | - | 0.2 | - | - | - | - | 0.2 | 4.9 | |
| 3. Grade 8 | 0.3 | 0.4 | 0.2 | 0.2 | - | - | 0.4 | 0.1 | 0.7 | 0.2 | - | - | - | - | 1.6 | 1.8 | |
| 4. Grade 9 (Freshman) | 0.7 | 1.0 | 0.5 | 0.9 | - | 0.5 | 0.4 | 0.8 | 1.1 | 0.5 | 1.7 | - | - | - | 3.1 | 13.6 | |
| 5. Grade 10 (Sophomore) | 1.2 | 1.5 | 0.9 | 1.5 | 0.7 | 0.3 | 1.4 | 2.0 | 0.4 | 1.1 | 1.6 | - | - | 0.2 | 4.4 | 26.9 | |
| 6. Grade 11 (Junior) | 1.5 | 1.6 | 1.5 | 1.7 | - | 1.5 | 1.6 | 1.1 | 2.2 | 1.1 | 3.5 | - | - | 1.1 | 6.8 | 18.2 | |
| 7. Grade 12 (Senior) | 1.4 | 2.1 | 0.9 | 1.9 | - | 1.4 | 1.5 | 1.6 | 1.2 | 1.3 | 2.4 | - | - | 2.9 | 6.2 | 6.9 | |
| <i>Item 5662 Subject A01g</i> | <i>N</i> | <i>1886</i> | <i>907</i> | <i>941</i> | <i>1277</i> | <i>183</i> | <i>304</i> | <i>519</i> | <i>648</i> | <i>414</i> | <i>1490</i> | <i>348</i> | <i>886</i> | <i>433</i> | <i>202</i> | <i>308</i> | <i>31</i> |

* = less than .05 percent.

| QUESTIONNAIRE FORM 2 2002 | TOTAL | SEX | | RACE | | REGION | | | | COLLEGE PLANS? | | ILLICIT DRUG USE: LIFETIME | | | | |
|--|---------------|------------|------------|-------------|------------|------------|------------|------------|------------|-------------------|------------|----------------------------|------------------------|--------------|---------------|--------------------|
| | | M | F | White | Black | NE | NC | S | W | Yes | No | None | Mari- juana Only | Few Pills | More Pills | Any Her- oin |
| <i>N (Weighted No. of Cases):</i> | 2274 | 1094 | 1070 | 1440 | 231 | 434 | 580 | 760 | 499 | 1689 | 410 | 1026 | 504 | 231 | 394 | 45 |
| <i>% of Weighted Total:</i> | 100.0 | 48.1 | 47.0 | 63.3 | 10.2 | 19.1 | 25.5 | 33.4 | 21.9 | 74.3 | 18.0 | 45.1 | 22.2 | 10.2 | 17.4 | 2.0 |
| E08C: Try PCP | | | | | | | | | | | | | | | | |
| 8. Never | 97.2 | 96.2 | 98.1 | 97.4 | 98.4 | 97.0 | 97.7 | 96.7 | 97.8 | 98.2 | 93.7 | 100.0 | 100.0 | 99.8 | 89.7 | 48.7 |
| 1. Grade 6 or below | 0.4 | 0.4 | 0.3 | 0.1 | 1.6 | 0.6 | 0.2 | 0.5 | 0.2 | 0.1 | 1.4 | - | - | 0.2 | 0.3 | 15.8 |
| 2. Grade 7 | 0.1 | 0.2 | 0.1 | 0.1 | - | 0.2 | 0.3 | - | - | 0.1 | 0.2 | - | - | - | 0.8 | - |
| 3. Grade 8 | 0.3 | 0.1 | 0.4 | 0.3 | - | - | 0.3 | 0.5 | - | 0.3 | - | - | - | - | 0.8 | 3.6 |
| 4. Grade 9 (Freshman) | 0.5 | 0.8 | 0.2 | 0.7 | - | 0.9 | 0.5 | 0.6 | 0.1 | 0.2 | 1.9 | - | - | - | 2.2 | 6.4 |
| 5. Grade 10 (Sophomore) | 0.7 | 1.3 | 0.2 | 0.4 | - | 0.6 | 0.3 | 0.6 | 1.5 | 0.4 | 1.5 | - | - | - | 2.6 | 14.5 |
| 6. Grade 11 (Junior) | 0.4 | 0.4 | 0.4 | 0.5 | - | 0.2 | 0.7 | 0.3 | 0.2 | 0.2 | 1.3 | - | - | - | 1.5 | 6.6 |
| 7. Grade 12 (Senior) | 0.4 | 0.5 | 0.4 | 0.5 | - | 0.5 | - | 0.9 | 0.2 | 0.6 | - | - | - | - | 2.1 | 4.4 |
| <i>Item 5686 Subject A01g</i> | <i>N 1900</i> | <i>912</i> | <i>947</i> | <i>1287</i> | <i>181</i> | <i>316</i> | <i>515</i> | <i>652</i> | <i>418</i> | <i>1502</i> | <i>349</i> | <i>882</i> | <i>433</i> | <i>203</i> | <i>322</i> | <i>35</i> |
| E08D: Try amyl or butyl nitrites | | | | | | | | | | | | | | | | |
| 8. Never | 98.9 | 98.4 | 99.4 | 98.9 | 98.4 | 97.7 | 99.3 | 98.6 | 99.9 | 99.3 | 97.0 | 100.0 | 100.0 | 99.0 | 98.0 | 67.7 |
| 1. Grade 6 or below | 0.3 | 0.3 | 0.3 | * | 1.6 | 0.6 | 0.1 | 0.5 | - | 0.1 | 1.4 | - | - | 0.2 | - | 13.5 |
| 2. Grade 7 | * | 0.1 | - | 0.1 | - | - | 0.1 | - | - | * | - | - | - | - | 0.2 | - |
| 3. Grade 8 | - | - | - | - | - | - | - | - | - | - | - | - | - | - | - | - |
| 4. Grade 9 (Freshman) | 0.3 | 0.6 | * | 0.4 | - | 0.5 | 0.2 | 0.4 | 0.1 | 0.3 | 0.3 | - | - | - | 0.6 | 9.9 |
| 5. Grade 10 (Sophomore) | 0.2 | 0.4 | - | 0.2 | - | - | 0.1 | 0.4 | - | * | 0.7 | - | - | - | 0.2 | 6.5 |
| 6. Grade 11 (Junior) | 0.2 | 0.1 | 0.3 | 0.3 | - | 0.8 | 0.1 | 0.1 | - | 0.1 | 0.6 | - | - | 0.8 | 0.7 | - |
| 7. Grade 12 (Senior) | 0.1 | 0.2 | - | 0.1 | - | 0.5 | - | - | - | 0.1 | - | - | - | - | 0.2 | 2.3 |
| <i>Item 5687 Subject A01g</i> | <i>N 1898</i> | <i>917</i> | <i>941</i> | <i>1285</i> | <i>181</i> | <i>316</i> | <i>513</i> | <i>648</i> | <i>421</i> | <i>1501</i> | <i>349</i> | <i>882</i> | <i>432</i> | <i>204</i> | <i>317</i> | <i>38</i> |
| E08E: Try crystal meth ("ice") | | | | | | | | | | | | | | | | |
| 8. Never | 96.7 | 96.3 | 96.8 | 96.6 | 97.4 | 98.1 | 97.5 | 96.0 | 95.7 | 97.1 | 94.5 | 100.0 | 100.0 | 97.8 | 85.5 | 48.7 |
| 1. Grade 6 or below | 0.2 | 0.1 | 0.3 | 0.1 | 1.4 | - | 0.1 | 0.5 | - | * | 1.0 | - | - | - | 0.3 | 11.5 |
| 2. Grade 7 | 0.2 | 0.2 | 0.2 | 0.2 | 1.3 | - | 0.2 | 0.4 | 0.2 | 0.3 | - | - | - | - | 1.3 | 1.6 |
| 3. Grade 8 | 0.2 | 0.1 | 0.3 | 0.3 | - | - | 0.7 | - | 0.1 | 0.3 | - | - | - | - | 1.0 | 2.9 |
| 4. Grade 9 (Freshman) | 0.3 | 0.2 | 0.4 | 0.4 | - | 0.5 | 0.4 | 0.2 | - | 0.3 | 0.2 | - | - | - | 1.2 | 6.0 |
| 5. Grade 10 (Sophomore) | 0.3 | 0.7 | - | 0.3 | - | - | 0.3 | 0.4 | 0.5 | 0.1 | 1.3 | - | - | 0.2 | 1.2 | 9.9 |
| 6. Grade 11 (Junior) | 0.9 | 1.2 | 0.6 | 0.8 | - | 0.6 | 0.7 | 0.3 | 2.2 | 0.6 | 2.3 | - | - | 1.5 | 3.3 | 13.3 |
| 7. Grade 12 (Senior) | 1.2 | 1.1 | 1.3 | 1.4 | - | 0.8 | - | 2.3 | 1.3 | 1.3 | 0.7 | - | - | 0.6 | 6.3 | 6.1 |
| <i>Item 24430 Subject A01g</i> | <i>N 1873</i> | <i>896</i> | <i>936</i> | <i>1272</i> | <i>181</i> | <i>309</i> | <i>505</i> | <i>644</i> | <i>415</i> | <i>1486</i> | <i>343</i> | <i>879</i> | <i>432</i> | <i>198</i> | <i>312</i> | <i>25</i> |
| E08F: Try steroids (anabolic steroids) | | | | | | | | | | | | | | | | |
| 8. Never | 97.2 | 96.1 | 98.2 | 96.8 | 98.0 | 98.5 | 96.3 | 96.5 | 98.4 | 97.3 | 96.2 | 100.0 | 100.0 | 96.5 | 88.7 | 73.3 |
| 1. Grade 6 or below | 0.1 | 0.1 | 0.1 | 0.1 | 0.2 | - | - | 0.3 | - | 0.1 | 0.2 | - | - | 0.2 | 0.3 | 1.0 |
| 2. Grade 7 | 0.2 | 0.1 | 0.3 | 0.1 | 1.4 | 0.3 | - | 0.4 | - | 0.1 | 0.7 | - | - | 0.4 | - | 6.7 |
| 3. Grade 8 | 0.1 | 0.1 | * | 0.1 | - | - | - | 0.2 | - | * | 0.1 | - | - | 0.2 | - | 1.5 |
| 4. Grade 9 (Freshman) | 0.1 | 0.2 | 0.1 | 0.2 | - | - | 0.1 | 0.1 | 0.4 | 0.2 | - | - | - | - | 0.6 | 1.1 |
| 5. Grade 10 (Sophomore) | 0.7 | 0.9 | 0.5 | 0.9 | 0.4 | - | 1.7 | 0.5 | 0.2 | 0.6 | 1.3 | - | - | 2.2 | 2.2 | 3.8 |
| 6. Grade 11 (Junior) | 0.8 | 1.5 | 0.1 | 1.0 | - | 1.1 | 1.5 | 0.6 | - | 0.7 | 1.4 | - | - | - | 4.2 | 4.9 |
| 7. Grade 12 (Senior) | 0.9 | 1.0 | 0.8 | 1.0 | - | 0.1 | 0.4 | 1.5 | 1.0 | 1.1 | - | - | - | 0.3 | 4.0 | 7.6 |
| <i>Item 23810 Subject A01g</i> | <i>N 1881</i> | <i>909</i> | <i>934</i> | <i>1278</i> | <i>176</i> | <i>312</i> | <i>509</i> | <i>643</i> | <i>417</i> | <i>1496</i> | <i>339</i> | <i>873</i> | <i>430</i> | <i>199</i> | <i>317</i> | <i>37</i> |
| E09: How difficult do you think it would be for you to get each of the following, if you wanted some? | | | | | | | | | | | | | | | | |
| E09A: "Crack" cocaine (NOTE: Data for this question are not reported in 2002 for questionnaires administered in California.) | | | | | | | | | | | | | | | | |
| 1. Probably impossible | 20.0 | 22.2 | 17.7 | 17.3 | 25.6 | 16.5 | 21.1 | 19.0 | 25.4 | 18.2 | 25.7 | 24.3 | 20.0 | 20.9 | 9.5 | 6.8 |
| 2. Very difficult | 17.4 | 18.2 | 16.7 | 18.7 | 17.3 | 18.6 | 20.4 | 16.5 | 11.9 | 18.2 | 14.6 | 20.1 | 18.3 | 10.8 | 15.2 | 8.7 |
| 3. Fairly difficult | 24.0 | 22.9 | 25.7 | 27.3 | 12.1 | 25.6 | 23.5 | 24.7 | 21.1 | 26.0 | 17.4 | 23.1 | 22.1 | 32.8 | 27.3 | 6.2 |
| 4. Fairly easy | 24.6 | 23.6 | 25.7 | 25.6 | 15.5 | 25.7 | 23.9 | 24.3 | 25.8 | 24.6 | 25.8 | 21.8 | 25.0 | 23.4 | 33.2 | 28.6 |
| 5. Very easy | 13.9 | 13.1 | 14.2 | 11.1 | 29.6 | 13.6 | 11.0 | 15.5 | 15.8 | 13.1 | 16.6 | 10.7 | 14.6 | 12.1 | 14.8 | 49.7 |
| <i>Item 6811 Subject A03a</i> | <i>N 1711</i> | <i>845</i> | <i>836</i> | <i>1237</i> | <i>174</i> | <i>315</i> | <i>511</i> | <i>651</i> | <i>235</i> | <i>1337</i> | <i>334</i> | <i>770</i> | <i>391</i> | <i>183</i> | <i>302</i> | <i>40</i> |
| E09B: Cocaine in powder form (NOTE: Data for this question are not reported in 2002 for questionnaires administered in California.) | | | | | | | | | | | | | | | | |
| 1. Probably impossible | 19.1 | 20.6 | 17.4 | 16.3 | 27.5 | 16.3 | 19.4 | 18.9 | 22.4 | 17.3 | 24.1 | 24.0 | 18.5 | 18.5 | 8.8 | 6.8 |
| 2. Very difficult | 18.0 | 17.1 | 18.8 | 19.1 | 18.4 | 15.8 | 21.7 | 16.7 | 16.2 | 18.9 | 14.7 | 21.7 | 18.7 | 12.7 | 12.1 | 6.2 |
| 3. Fairly difficult | 22.7 | 23.1 | 22.9 | 25.4 | 10.9 | 24.7 | 24.2 | 21.9 | 19.2 | 24.2 | 18.2 | 22.3 | 23.1 | 27.9 | 23.8 | 5.7 |
| 4. Fairly easy | 25.0 | 25.1 | 25.1 | 26.0 | 16.1 | 28.1 | 22.2 | 26.0 | 24.3 | 25.0 | 25.5 | 22.3 | 24.9 | 27.5 | 33.1 | 18.6 |
| 5. Very easy | 15.2 | 14.1 | 15.8 | 13.2 | 27.1 | 15.1 | 12.4 | 16.5 | 17.8 | 14.5 | 17.5 | 9.8 | 14.9 | 13.3 | 22.2 | 62.6 |
| <i>Item 6812 Subject A03a</i> | <i>N 1709</i> | <i>845</i> | <i>835</i> | <i>1238</i> | <i>174</i> | <i>314</i> | <i>509</i> | <i>652</i> | <i>235</i> | <i>1333</i> | <i>337</i> | <i>769</i> | <i>389</i> | <i>184</i> | <i>302</i> | <i>40</i> |

* = less than .05 percent.

MONITORING THE FUTURE

| QUESTIONNAIRE FORM 2 2002 | TOTAL | SEX | | RACE | | REGION | | | | COLLEGE PLANS? | | ILLICIT DRUG USE: LIFETIME | | | | |
|---|---------------|------------|------------|-------------|------------|------------|------------|------------|------------|-------------------|------------|----------------------------|------------------------|--------------|---------------|--------------------|
| | | M | F | White | Black | NE | NC | S | W | Yes | No | None | Mari- juana Only | Few Pills | More Pills | Any Her- oin |
| <i>N (Weighted No. of Cases):</i> | 2274 | 1094 | 1070 | 1440 | 231 | 434 | 580 | 760 | 499 | 1689 | 410 | 1026 | 504 | 231 | 394 | 45 |
| <i>% of Weighted Total:</i> | 100.0 | 48.1 | 47.0 | 63.3 | 10.2 | 19.1 | 25.5 | 33.4 | 21.9 | 74.3 | 18.0 | 45.1 | 22.2 | 10.2 | 17.4 | 2.0 |
| E09C: PCP (NOTE: Data for this question are not reported in 2002 for questionnaires administered in California.) | | | | | | | | | | | | | | | | |
| 1. Probably impossible | 24.0 | 26.6 | 21.3 | 21.7 | 33.8 | 21.6 | 24.7 | 23.4 | 27.2 | 22.0 | 30.7 | 26.8 | 24.6 | 25.2 | 15.5 | 16.1 |
| 2. Very difficult | 22.7 | 21.1 | 24.0 | 23.3 | 23.8 | 20.7 | 26.6 | 22.0 | 18.4 | 23.4 | 20.5 | 25.1 | 22.3 | 19.4 | 20.8 | 11.1 |
| 3. Fairly difficult | 27.6 | 26.3 | 29.5 | 30.0 | 16.4 | 31.1 | 26.6 | 26.7 | 27.7 | 28.6 | 24.1 | 25.8 | 28.4 | 31.1 | 31.8 | 10.7 |
| 4. Fairly easy | 18.3 | 18.3 | 18.6 | 19.1 | 11.7 | 19.8 | 16.2 | 19.4 | 17.8 | 18.9 | 16.0 | 16.0 | 18.0 | 19.3 | 24.0 | 22.6 |
| 5. Very easy | 7.5 | 7.6 | 6.5 | 6.0 | 14.3 | 6.8 | 6.0 | 8.5 | 8.9 | 7.1 | 8.7 | 6.3 | 6.7 | 5.0 | 7.9 | 39.5 |
| <i>Item 6771 Subject A03a</i> | <i>N 1698</i> | <i>842</i> | <i>828</i> | <i>1235</i> | <i>168</i> | <i>314</i> | <i>507</i> | <i>645</i> | <i>232</i> | <i>1324</i> | <i>335</i> | <i>763</i> | <i>389</i> | <i>183</i> | <i>299</i> | <i>40</i> |
| E09D: Amyl or butyl nitrites (NOTE: Data for this question are not reported in 2002 for questionnaires administered in California.) | | | | | | | | | | | | | | | | |
| 1. Probably impossible | 25.9 | 27.0 | 24.7 | 23.2 | 39.0 | 22.7 | 28.2 | 25.1 | 27.3 | 24.0 | 32.4 | 27.6 | 25.7 | 30.1 | 20.2 | 12.5 |
| 2. Very difficult | 25.1 | 25.6 | 24.7 | 25.3 | 26.8 | 24.5 | 26.6 | 25.2 | 22.6 | 25.5 | 25.0 | 27.1 | 27.1 | 20.7 | 22.0 | 22.3 |
| 3. Fairly difficult | 26.7 | 24.8 | 29.3 | 29.3 | 16.3 | 26.2 | 26.3 | 27.6 | 25.6 | 28.0 | 20.9 | 24.7 | 27.0 | 29.0 | 32.4 | 16.4 |
| 4. Fairly easy | 15.7 | 15.7 | 16.0 | 17.2 | 4.1 | 20.3 | 13.5 | 14.5 | 17.8 | 16.3 | 14.0 | 14.4 | 14.7 | 16.1 | 19.0 | 19.4 |
| 5. Very easy | 6.6 | 6.9 | 5.4 | 5.1 | 13.7 | 6.3 | 5.4 | 7.6 | 6.7 | 6.2 | 7.8 | 6.1 | 5.6 | 4.1 | 6.5 | 29.3 |
| <i>Item 22350 Subject A03a</i> | <i>N 1697</i> | <i>842</i> | <i>826</i> | <i>1230</i> | <i>172</i> | <i>312</i> | <i>508</i> | <i>645</i> | <i>232</i> | <i>1321</i> | <i>336</i> | <i>763</i> | <i>386</i> | <i>183</i> | <i>301</i> | <i>40</i> |
| E09E: Crystal meth ("ice") (NOTE: Data for this question are not reported in 2002 for questionnaires administered in California.) | | | | | | | | | | | | | | | | |
| 1. Probably impossible | 24.1 | 25.2 | 22.9 | 20.5 | 41.2 | 22.0 | 23.8 | 24.2 | 27.5 | 21.9 | 31.9 | 27.7 | 22.9 | 30.0 | 13.7 | 13.5 |
| 2. Very difficult | 23.2 | 23.8 | 22.5 | 24.3 | 20.9 | 21.8 | 26.3 | 23.2 | 18.5 | 24.1 | 20.4 | 24.8 | 25.7 | 17.8 | 21.3 | 14.2 |
| 3. Fairly difficult | 24.4 | 21.6 | 27.8 | 26.2 | 16.9 | 26.9 | 24.0 | 23.0 | 25.6 | 26.0 | 19.3 | 23.1 | 27.4 | 25.1 | 26.6 | 6.8 |
| 4. Fairly easy | 18.5 | 20.0 | 17.3 | 20.4 | 6.1 | 20.9 | 16.8 | 18.3 | 19.3 | 18.6 | 18.3 | 17.4 | 16.2 | 21.2 | 23.8 | 17.9 |
| 5. Very easy | 9.8 | 9.4 | 9.5 | 8.7 | 14.9 | 8.4 | 9.1 | 11.2 | 9.2 | 9.4 | 10.1 | 7.1 | 7.9 | 6.0 | 14.7 | 47.7 |
| <i>Item 24410 Subject A03a</i> | <i>N 1703</i> | <i>843</i> | <i>831</i> | <i>1236</i> | <i>172</i> | <i>313</i> | <i>510</i> | <i>648</i> | <i>232</i> | <i>1327</i> | <i>336</i> | <i>767</i> | <i>388</i> | <i>183</i> | <i>301</i> | <i>40</i> |
| E09F: Steroids (anabolic steroids) (NOTE: Data for this question are not reported in 2002 for questionnaires administered in California.) | | | | | | | | | | | | | | | | |
| 1. Probably impossible | 18.4 | 18.9 | 17.8 | 15.3 | 31.5 | 14.8 | 18.4 | 18.6 | 22.9 | 16.2 | 26.5 | 21.0 | 17.3 | 20.1 | 11.9 | 11.0 |
| 2. Very difficult | 15.1 | 13.1 | 17.4 | 14.7 | 20.3 | 13.7 | 18.3 | 14.4 | 11.5 | 14.6 | 17.0 | 15.6 | 15.3 | 17.1 | 13.5 | 9.2 |
| 3. Fairly difficult | 21.0 | 21.5 | 20.7 | 21.8 | 15.0 | 24.8 | 24.2 | 16.3 | 21.8 | 22.6 | 13.9 | 20.7 | 25.2 | 19.9 | 18.6 | 14.3 |
| 4. Fairly easy | 26.4 | 25.5 | 27.5 | 29.4 | 14.8 | 27.0 | 23.2 | 29.3 | 24.4 | 26.9 | 25.8 | 26.3 | 23.8 | 24.0 | 33.7 | 18.3 |
| 5. Very easy | 19.1 | 21.0 | 16.7 | 18.8 | 18.4 | 19.7 | 15.8 | 21.4 | 19.4 | 19.7 | 16.8 | 16.4 | 18.4 | 18.9 | 22.3 | 47.2 |
| <i>Item 23060 Subject A03a</i> | <i>N 1703</i> | <i>845</i> | <i>829</i> | <i>1237</i> | <i>170</i> | <i>313</i> | <i>512</i> | <i>647</i> | <i>231</i> | <i>1329</i> | <i>334</i> | <i>767</i> | <i>389</i> | <i>183</i> | <i>301</i> | <i>40</i> |
| E10: Individuals differ in whether or not they disapprove of people doing certain things. Do YOU disapprove of people (who are 18 or older) doing each of the following? | | | | | | | | | | | | | | | | |
| E10A: Smoking one or more packs of cigarettes per day | | | | | | | | | | | | | | | | |
| 1. Don't disapprove | 33.1 | 36.9 | 28.7 | 35.5 | 21.0 | 33.4 | 37.7 | 31.9 | 29.3 | 30.7 | 43.6 | 18.3 | 40.2 | 46.1 | 50.1 | 74.4 |
| 2. Disapprove | 40.2 | 38.0 | 42.6 | 39.7 | 40.8 | 40.7 | 37.7 | 42.4 | 39.3 | 41.8 | 33.3 | 46.0 | 38.1 | 34.7 | 33.9 | 10.5 |
| 3. Strongly disapprove | 26.7 | 25.1 | 28.7 | 24.7 | 38.2 | 26.0 | 24.6 | 25.7 | 31.4 | 27.6 | 23.1 | 35.7 | 21.7 | 19.2 | 16.0 | 15.2 |
| <i>Item 8560 Subject A11a</i> | <i>N 1897</i> | <i>928</i> | <i>931</i> | <i>1290</i> | <i>180</i> | <i>309</i> | <i>515</i> | <i>650</i> | <i>424</i> | <i>1497</i> | <i>355</i> | <i>865</i> | <i>431</i> | <i>206</i> | <i>330</i> | <i>40</i> |
| E10B: Trying marijuana once or twice | | | | | | | | | | | | | | | | |
| 1. Don't disapprove | 51.8 | 54.5 | 49.0 | 54.9 | 40.4 | 60.7 | 54.4 | 46.6 | 50.3 | 52.6 | 49.6 | 27.8 | 71.1 | 65.6 | 78.7 | 77.5 |
| 2. Disapprove | 27.6 | 26.4 | 28.8 | 26.2 | 35.8 | 25.8 | 27.1 | 28.4 | 28.1 | 27.2 | 29.1 | 37.5 | 22.0 | 21.2 | 13.6 | 13.2 |
| 3. Strongly disapprove | 20.6 | 19.1 | 22.1 | 18.8 | 23.8 | 13.4 | 18.6 | 25.0 | 21.6 | 20.2 | 21.3 | 34.8 | 6.9 | 13.3 | 7.7 | 9.3 |
| <i>Item 8570 Subject A11a</i> | <i>N 1903</i> | <i>930</i> | <i>934</i> | <i>1294</i> | <i>182</i> | <i>310</i> | <i>518</i> | <i>651</i> | <i>424</i> | <i>1499</i> | <i>359</i> | <i>869</i> | <i>432</i> | <i>206</i> | <i>332</i> | <i>40</i> |
| E10C: Smoking marijuana occasionally | | | | | | | | | | | | | | | | |
| 1. Don't disapprove | 39.6 | 44.1 | 34.7 | 41.3 | 31.7 | 43.0 | 42.5 | 35.2 | 40.1 | 38.8 | 42.8 | 16.5 | 55.3 | 52.2 | 66.7 | 76.7 |
| 2. Disapprove | 31.8 | 30.2 | 33.4 | 30.8 | 39.0 | 37.5 | 29.9 | 31.5 | 30.3 | 32.3 | 29.9 | 36.2 | 33.0 | 28.1 | 22.9 | 11.5 |
| 3. Strongly disapprove | 28.7 | 25.7 | 31.9 | 27.9 | 29.3 | 19.4 | 27.6 | 33.3 | 29.6 | 28.9 | 27.3 | 47.3 | 11.6 | 19.7 | 10.4 | 11.8 |
| <i>Item 8580 Subject A11a</i> | <i>N 1898</i> | <i>926</i> | <i>934</i> | <i>1291</i> | <i>182</i> | <i>308</i> | <i>518</i> | <i>650</i> | <i>423</i> | <i>1497</i> | <i>357</i> | <i>868</i> | <i>431</i> | <i>204</i> | <i>330</i> | <i>40</i> |

| QUESTIONNAIRE FORM 2 2002 | TOTAL | SEX | | RACE | | REGION | | | | COLLEGE PLANS? | | ILLICIT DRUG USE: LIFETIME | | | | |
|---|---------------|------------|------------|-------------|------------|------------|------------|------------|------------|-------------------|------------|----------------------------|------------------------|--------------|---------------|--------------------|
| | | M | F | White | Black | NE | NC | S | W | Yes | No | None | Mari- juana Only | Few Pills | More Pills | Any Her- oin |
| <i>N (Weighted No. of Cases):</i> | 2274 | 1094 | 1070 | 1440 | 231 | 434 | 580 | 760 | 499 | 1689 | 410 | 1026 | 504 | 231 | 394 | 45 |
| <i>% of Weighted Total:</i> | 100.0 | 48.1 | 47.0 | 63.3 | 10.2 | 19.1 | 25.5 | 33.4 | 21.9 | 74.3 | 18.0 | 45.1 | 22.2 | 10.2 | 17.4 | 2.0 |
| E10D: Smoking marijuana regularly | | | | | | | | | | | | | | | | |
| 1. Don't disapprove | 25.4 | 31.7 | 18.5 | 25.3 | 21.4 | 27.4 | 29.2 | 21.6 | 25.4 | 23.5 | 32.9 | 9.7 | 32.7 | 30.1 | 48.8 | 69.5 |
| 2. Disapprove | 33.2 | 32.1 | 34.8 | 33.6 | 38.4 | 37.5 | 31.4 | 33.0 | 32.5 | 33.6 | 32.4 | 28.5 | 43.1 | 37.0 | 30.4 | 19.6 |
| 3. Strongly disapprove | 41.4 | 36.2 | 46.7 | 41.1 | 40.2 | 35.1 | 39.4 | 45.4 | 42.1 | 42.8 | 34.8 | 61.8 | 24.2 | 32.9 | 20.8 | 10.9 |
| <i>Item 8590 Subject A11a</i> | <i>N 1899</i> | <i>928</i> | <i>933</i> | <i>1292</i> | <i>181</i> | <i>308</i> | <i>517</i> | <i>651</i> | <i>424</i> | <i>1498</i> | <i>357</i> | <i>869</i> | <i>429</i> | <i>206</i> | <i>331</i> | <i>40</i> |
| E10E: Trying cocaine in powder form once or twice | | | | | | | | | | | | | | | | |
| 1. Don't disapprove | 16.2 | 20.9 | 11.2 | 15.6 | 12.9 | 16.9 | 16.3 | 13.7 | 19.3 | 14.3 | 23.0 | 9.5 | 12.5 | 19.8 | 30.6 | 67.6 |
| 2. Disapprove | 31.5 | 29.4 | 33.5 | 33.0 | 28.9 | 37.6 | 32.3 | 31.9 | 25.7 | 32.4 | 29.0 | 30.7 | 34.4 | 23.0 | 36.0 | 19.8 |
| 3. Strongly disapprove | 52.3 | 49.7 | 55.3 | 51.4 | 58.3 | 45.5 | 51.4 | 54.5 | 55.0 | 53.3 | 48.0 | 59.8 | 53.1 | 57.2 | 33.4 | 12.6 |
| <i>Item 23630 Subject A11a</i> | <i>N 1897</i> | <i>926</i> | <i>933</i> | <i>1288</i> | <i>182</i> | <i>307</i> | <i>516</i> | <i>651</i> | <i>424</i> | <i>1494</i> | <i>357</i> | <i>868</i> | <i>431</i> | <i>205</i> | <i>330</i> | <i>39</i> |
| E10F: Taking cocaine powder occasionally | | | | | | | | | | | | | | | | |
| 1. Don't disapprove | 9.8 | 13.8 | 5.4 | 8.8 | 11.4 | 9.5 | 9.9 | 8.8 | 11.7 | 7.7 | 17.8 | 6.9 | 8.1 | 10.9 | 14.2 | 51.8 |
| 2. Disapprove | 27.3 | 26.2 | 28.4 | 27.3 | 28.2 | 31.8 | 26.8 | 26.6 | 25.9 | 27.4 | 27.0 | 22.3 | 30.6 | 22.1 | 38.6 | 31.0 |
| 3. Strongly disapprove | 62.8 | 60.0 | 66.2 | 64.0 | 60.4 | 58.8 | 63.4 | 64.6 | 62.4 | 64.9 | 55.2 | 70.8 | 61.3 | 67.1 | 47.1 | 17.3 |
| <i>Item 23640 Subject A11a</i> | <i>N 1890</i> | <i>920</i> | <i>933</i> | <i>1285</i> | <i>182</i> | <i>306</i> | <i>511</i> | <i>651</i> | <i>422</i> | <i>1495</i> | <i>351</i> | <i>864</i> | <i>431</i> | <i>204</i> | <i>328</i> | <i>39</i> |
| E10G: Taking cocaine powder regularly | | | | | | | | | | | | | | | | |
| 1. Don't disapprove | 7.8 | 11.4 | 3.8 | 6.5 | 11.0 | 8.2 | 7.4 | 6.8 | 9.6 | 5.8 | 15.0 | 6.1 | 7.8 | 7.6 | 8.8 | 37.6 |
| 2. Disapprove | 20.8 | 21.2 | 20.3 | 19.4 | 26.5 | 21.7 | 20.3 | 20.4 | 21.5 | 20.0 | 25.2 | 18.4 | 19.5 | 20.8 | 26.5 | 34.2 |
| 3. Strongly disapprove | 71.3 | 67.4 | 75.9 | 74.1 | 62.5 | 70.2 | 72.3 | 72.7 | 68.9 | 74.2 | 59.8 | 75.5 | 72.6 | 71.6 | 64.7 | 28.2 |
| <i>Item 23650 Subject A11a</i> | <i>N 1894</i> | <i>924</i> | <i>933</i> | <i>1289</i> | <i>182</i> | <i>307</i> | <i>515</i> | <i>651</i> | <i>421</i> | <i>1494</i> | <i>356</i> | <i>867</i> | <i>431</i> | <i>204</i> | <i>330</i> | <i>39</i> |
| E10H: Trying "crack" cocaine once or twice | | | | | | | | | | | | | | | | |
| 1. Don't disapprove | 12.2 | 16.1 | 7.9 | 11.2 | 12.2 | 13.9 | 10.9 | 9.6 | 16.7 | 10.1 | 19.6 | 8.7 | 11.7 | 15.7 | 15.9 | 49.7 |
| 2. Disapprove | 29.7 | 28.1 | 31.1 | 30.5 | 28.8 | 33.0 | 31.5 | 27.7 | 28.0 | 30.2 | 28.7 | 29.6 | 29.4 | 23.4 | 33.6 | 30.9 |
| 3. Strongly disapprove | 58.1 | 55.8 | 61.0 | 58.3 | 59.0 | 53.1 | 57.6 | 62.7 | 55.3 | 59.8 | 51.7 | 61.7 | 58.9 | 60.9 | 50.6 | 19.3 |
| <i>Item 23660 Subject A11a</i> | <i>N 1892</i> | <i>922</i> | <i>933</i> | <i>1289</i> | <i>182</i> | <i>307</i> | <i>515</i> | <i>651</i> | <i>419</i> | <i>1492</i> | <i>356</i> | <i>865</i> | <i>431</i> | <i>204</i> | <i>329</i> | <i>39</i> |
| E10I: Taking "crack" cocaine occasionally | | | | | | | | | | | | | | | | |
| 1. Don't disapprove | 8.5 | 11.8 | 4.7 | 7.1 | 11.3 | 9.0 | 8.1 | 7.2 | 10.6 | 6.3 | 16.5 | 6.4 | 8.4 | 9.0 | 9.3 | 45.6 |
| 2. Disapprove | 24.9 | 25.4 | 24.3 | 23.7 | 29.5 | 26.8 | 24.2 | 24.1 | 25.8 | 24.5 | 26.5 | 22.3 | 25.9 | 22.6 | 31.2 | 28.6 |
| 3. Strongly disapprove | 66.6 | 62.8 | 71.0 | 69.2 | 59.3 | 64.2 | 67.7 | 68.7 | 63.6 | 69.1 | 57.0 | 71.3 | 65.7 | 68.5 | 59.5 | 25.8 |
| <i>Item 23670 Subject A11a</i> | <i>N 1885</i> | <i>920</i> | <i>928</i> | <i>1284</i> | <i>182</i> | <i>305</i> | <i>511</i> | <i>649</i> | <i>419</i> | <i>1488</i> | <i>354</i> | <i>864</i> | <i>427</i> | <i>204</i> | <i>327</i> | <i>39</i> |
| E10J: Taking "crack" cocaine regularly | | | | | | | | | | | | | | | | |
| 1. Don't disapprove | 7.7 | 11.2 | 3.6 | 6.7 | 11.3 | 7.2 | 7.8 | 6.7 | 9.2 | 5.7 | 14.4 | 5.9 | 7.6 | 9.4 | 7.4 | 35.7 |
| 2. Disapprove | 19.7 | 19.7 | 19.7 | 18.1 | 26.3 | 21.9 | 18.2 | 19.6 | 20.3 | 18.5 | 25.6 | 18.4 | 19.7 | 17.9 | 22.2 | 30.7 |
| 3. Strongly disapprove | 72.6 | 69.2 | 76.7 | 75.2 | 62.4 | 70.9 | 74.0 | 73.7 | 70.5 | 75.8 | 60.0 | 75.6 | 72.7 | 72.7 | 70.3 | 33.6 |
| <i>Item 23680 Subject A11a</i> | <i>N 1883</i> | <i>919</i> | <i>927</i> | <i>1281</i> | <i>182</i> | <i>307</i> | <i>512</i> | <i>645</i> | <i>419</i> | <i>1486</i> | <i>355</i> | <i>863</i> | <i>429</i> | <i>200</i> | <i>329</i> | <i>39</i> |
| E10K: Trying one or two drinks of an alcoholic beverage (beer, wine, liquor) | | | | | | | | | | | | | | | | |
| 1. Don't disapprove | 69.7 | 70.8 | 68.7 | 75.1 | 42.5 | 74.2 | 74.0 | 66.2 | 66.9 | 71.4 | 64.4 | 57.2 | 77.7 | 78.0 | 86.6 | 88.9 |
| 2. Disapprove | 18.8 | 17.7 | 19.8 | 15.3 | 37.3 | 16.6 | 17.6 | 20.8 | 18.9 | 17.6 | 23.5 | 25.7 | 14.1 | 16.5 | 8.5 | 8.6 |
| 3. Strongly disapprove | 11.4 | 11.5 | 11.5 | 9.6 | 20.2 | 9.2 | 8.5 | 13.0 | 14.2 | 11.0 | 12.1 | 17.1 | 8.2 | 5.5 | 4.8 | 2.5 |
| <i>Item 8710 Subject A11a</i> | <i>N 1892</i> | <i>922</i> | <i>932</i> | <i>1289</i> | <i>182</i> | <i>306</i> | <i>513</i> | <i>651</i> | <i>423</i> | <i>1494</i> | <i>354</i> | <i>867</i> | <i>429</i> | <i>205</i> | <i>328</i> | <i>39</i> |
| E10L: Taking one or two drinks nearly every day | | | | | | | | | | | | | | | | |
| 1. Don't disapprove | 36.0 | 43.6 | 28.4 | 39.2 | 25.0 | 36.7 | 41.6 | 34.0 | 31.8 | 35.3 | 39.7 | 23.0 | 44.0 | 45.8 | 49.8 | 71.2 |
| 2. Disapprove | 40.7 | 35.5 | 45.5 | 39.7 | 47.7 | 43.6 | 37.9 | 41.8 | 40.2 | 40.7 | 40.6 | 42.9 | 39.4 | 40.6 | 38.8 | 22.1 |
| 3. Strongly disapprove | 23.3 | 20.9 | 26.1 | 21.1 | 27.3 | 19.7 | 20.4 | 24.2 | 27.9 | 24.1 | 19.7 | 34.2 | 16.6 | 13.5 | 11.5 | 6.7 |
| <i>Item 8720 Subject A11a</i> | <i>N 1885</i> | <i>916</i> | <i>932</i> | <i>1282</i> | <i>182</i> | <i>304</i> | <i>509</i> | <i>649</i> | <i>423</i> | <i>1493</i> | <i>349</i> | <i>863</i> | <i>429</i> | <i>205</i> | <i>326</i> | <i>38</i> |
| E10M: Taking four or five drinks nearly every day | | | | | | | | | | | | | | | | |
| 1. Don't disapprove | 16.0 | 23.3 | 8.3 | 16.5 | 14.2 | 14.1 | 19.8 | 14.7 | 14.6 | 14.4 | 22.2 | 10.3 | 16.7 | 22.0 | 21.1 | 51.5 |
| 2. Disapprove | 35.2 | 34.8 | 35.5 | 35.4 | 36.7 | 36.1 | 34.8 | 35.3 | 34.9 | 33.9 | 40.4 | 28.6 | 39.3 | 38.4 | 45.4 | 32.9 |
| 3. Strongly disapprove | 48.8 | 41.8 | 56.2 | 48.1 | 49.1 | 49.8 | 45.4 | 50.0 | 50.4 | 51.6 | 37.3 | 61.1 | 43.9 | 39.6 | 33.4 | 15.6 |
| <i>Item 8730 Subject A11a</i> | <i>N 1894</i> | <i>925</i> | <i>931</i> | <i>1287</i> | <i>182</i> | <i>305</i> | <i>514</i> | <i>652</i> | <i>423</i> | <i>1495</i> | <i>354</i> | <i>866</i> | <i>430</i> | <i>205</i> | <i>329</i> | <i>39</i> |

MONITORING THE FUTURE

| QUESTIONNAIRE FORM 2 2002 | TOTAL | SEX | | RACE | | REGION | | | | COLLEGE PLANS? | | ILLICIT DRUG USE: LIFETIME | | | | |
|---|---------------|------------|------------|-------------|------------|------------|------------|------------|------------|-------------------|------------|----------------------------|------------------------|--------------|---------------|--------------------|
| | | M | F | White | Black | NE | NC | S | W | Yes | No | None | Mari- juana Only | Few Pills | More Pills | Any Her- oin |
| <i>N (Weighted No. of Cases):</i> | 2274 | 1094 | 1070 | 1440 | 231 | 434 | 580 | 760 | 499 | 1689 | 410 | 1026 | 504 | 231 | 394 | 45 |
| <i>% of Weighted Total:</i> | 100.0 | 48.1 | 47.0 | 63.3 | 10.2 | 19.1 | 25.5 | 33.4 | 21.9 | 74.3 | 18.0 | 45.1 | 22.2 | 10.2 | 17.4 | 2.0 |
| E10N: Having five or more drinks once or twice each weekend | | | | | | | | | | | | | | | | |
| 1. Don't disapprove | 35.2 | 40.7 | 30.0 | 39.0 | 17.9 | 38.5 | 42.7 | 31.6 | 29.2 | 34.8 | 37.3 | 18.2 | 45.0 | 45.9 | 56.2 | 72.0 |
| 2. Disapprove | 29.0 | 28.5 | 28.9 | 27.4 | 36.0 | 29.2 | 26.8 | 30.7 | 28.7 | 28.8 | 29.0 | 30.2 | 30.7 | 23.2 | 26.1 | 23.3 |
| 3. Strongly disapprove | 35.9 | 30.8 | 41.2 | 33.6 | 46.2 | 32.2 | 30.5 | 37.7 | 42.1 | 36.4 | 33.7 | 51.7 | 24.2 | 30.9 | 17.7 | 4.7 |
| <i>Item 8740 Subject A11a</i> | <i>N 1891</i> | <i>923</i> | <i>931</i> | <i>1287</i> | <i>182</i> | <i>304</i> | <i>514</i> | <i>651</i> | <i>423</i> | <i>1493</i> | <i>354</i> | <i>866</i> | <i>429</i> | <i>205</i> | <i>329</i> | <i>39</i> |
| The next two questions are about military service. | | | | | | | | | | | | | | | | |
| E11A: Do you favor or oppose a military draft at the present time? | | | | | | | | | | | | | | | | |
| 1. Strongly oppose | 25.2 | 29.6 | 20.3 | 26.3 | 31.5 | 28.3 | 25.7 | 24.8 | 22.9 | 24.5 | 29.6 | 22.1 | 23.6 | 34.1 | 30.3 | 29.6 |
| 2. Mostly oppose | 20.6 | 20.2 | 21.6 | 21.4 | 23.8 | 23.2 | 21.4 | 19.8 | 19.0 | 21.4 | 16.7 | 23.4 | 18.4 | 16.1 | 19.6 | 10.6 |
| 3. No opinion, or mixed | 39.9 | 31.1 | 48.3 | 38.1 | 36.7 | 33.6 | 40.9 | 40.2 | 42.6 | 40.2 | 38.5 | 40.1 | 44.3 | 39.1 | 36.2 | 20.8 |
| 4. Mostly favor | 9.4 | 11.7 | 7.3 | 9.6 | 5.4 | 10.0 | 7.4 | 10.4 | 10.0 | 9.3 | 9.2 | 9.7 | 9.5 | 7.7 | 9.6 | 5.1 |
| 5. Strongly favor | 5.0 | 7.4 | 2.5 | 4.6 | 2.5 | 5.0 | 4.7 | 4.8 | 5.7 | 4.6 | 6.0 | 4.8 | 4.2 | 2.9 | 4.4 | 33.9 |
| <i>Item 21060 Subject L02</i> | <i>N 1865</i> | <i>913</i> | <i>912</i> | <i>1268</i> | <i>175</i> | <i>298</i> | <i>504</i> | <i>645</i> | <i>418</i> | <i>1476</i> | <i>338</i> | <i>848</i> | <i>423</i> | <i>202</i> | <i>328</i> | <i>38</i> |
| E11B: Do you think any military draft in the U.S. should include women as well as men? | | | | | | | | | | | | | | | | |
| 1. No | 30.5 | 25.4 | 35.6 | 28.7 | 42.3 | 23.7 | 25.6 | 36.6 | 32.0 | 30.2 | 32.1 | 29.5 | 30.3 | 32.5 | 31.6 | 33.5 |
| 2. Uncertain | 31.2 | 25.2 | 37.1 | 31.9 | 30.5 | 26.7 | 29.7 | 35.4 | 29.8 | 31.7 | 29.0 | 30.9 | 33.6 | 34.4 | 28.0 | 20.4 |
| 3. Yes | 38.2 | 49.4 | 27.3 | 39.4 | 27.2 | 49.6 | 44.7 | 28.0 | 38.1 | 38.0 | 38.8 | 39.7 | 36.1 | 33.1 | 40.4 | 46.1 |
| <i>Item 21070 Subject L02</i> | <i>N 1932</i> | <i>947</i> | <i>939</i> | <i>1305</i> | <i>184</i> | <i>309</i> | <i>527</i> | <i>668</i> | <i>428</i> | <i>1509</i> | <i>363</i> | <i>882</i> | <i>434</i> | <i>208</i> | <i>338</i> | <i>39</i> |
| The next questions are about your experiences in school. | | | | | | | | | | | | | | | | |
| E12: Some people like school very much. Others don't. How do you feel about going to school? | | | | | | | | | | | | | | | | |
| 5. I like school very much | 11.0 | 12.2 | 9.8 | 9.1 | 17.4 | 11.0 | 8.6 | 11.2 | 13.6 | 11.8 | 7.1 | 14.9 | 9.3 | 8.6 | 4.7 | 9.5 |
| 4. I like school quite a lot | 18.5 | 18.5 | 19.2 | 18.4 | 16.1 | 17.8 | 17.5 | 17.2 | 22.3 | 20.5 | 10.1 | 22.5 | 16.0 | 19.2 | 11.5 | 14.1 |
| 3. I like school some | 42.7 | 38.7 | 45.6 | 41.9 | 42.4 | 42.5 | 39.6 | 45.2 | 42.8 | 43.5 | 39.8 | 42.2 | 44.9 | 43.2 | 43.1 | 32.1 |
| 2. I don't like school very much | 18.4 | 18.8 | 18.4 | 19.9 | 15.8 | 20.1 | 20.9 | 18.4 | 13.9 | 17.2 | 23.3 | 15.6 | 21.1 | 16.0 | 23.2 | 18.6 |
| 1. I don't like school at all | 9.4 | 11.9 | 6.9 | 10.8 | 8.3 | 8.7 | 13.4 | 8.0 | 7.3 | 7.0 | 19.6 | 4.8 | 8.7 | 13.1 | 17.5 | 25.7 |
| <i>Item 7630 Subject B01, Q08</i> | <i>N 1925</i> | <i>942</i> | <i>936</i> | <i>1294</i> | <i>189</i> | <i>303</i> | <i>527</i> | <i>665</i> | <i>429</i> | <i>1504</i> | <i>363</i> | <i>878</i> | <i>435</i> | <i>205</i> | <i>337</i> | <i>40</i> |
| E13: About how many hours do you spend in an average week on all your homework including both in school and out of school? | | | | | | | | | | | | | | | | |
| 1. 0 hours | 11.9 | 15.7 | 7.9 | 12.4 | 10.8 | 14.3 | 12.6 | 13.1 | 7.6 | 9.2 | 22.0 | 7.2 | 13.0 | 13.1 | 21.5 | 16.1 |
| 2. 1-4 hours | 51.0 | 53.2 | 48.4 | 52.0 | 47.4 | 49.0 | 51.4 | 49.7 | 54.2 | 50.4 | 54.5 | 51.0 | 53.6 | 51.3 | 50.3 | 39.6 |
| 3. 5-9 hours | 19.8 | 18.2 | 21.9 | 18.7 | 22.8 | 19.9 | 17.2 | 21.3 | 20.4 | 21.4 | 13.4 | 21.4 | 18.7 | 22.1 | 15.9 | 10.0 |
| 4. 10-14 hours | 9.6 | 6.8 | 12.5 | 9.5 | 11.8 | 11.6 | 10.8 | 8.1 | 8.9 | 10.7 | 5.5 | 10.7 | 10.6 | 8.9 | 4.0 | 24.9 |
| 5. 15-19 hours | 3.8 | 3.6 | 3.9 | 3.7 | 3.9 | 1.8 | 3.9 | 4.4 | 4.3 | 4.0 | 2.0 | 4.3 | 2.8 | 2.1 | 4.6 | 4.4 |
| 6. 20-24 hours | 2.2 | 1.2 | 3.3 | 2.1 | 1.3 | 1.5 | 1.5 | 2.5 | 3.2 | 2.4 | 1.9 | 3.4 | 0.7 | 0.6 | 2.4 | - |
| 7. 25 or more hours | 1.7 | 1.3 | 2.1 | 1.7 | 2.0 | 1.9 | 2.6 | 0.9 | 1.5 | 1.9 | 0.6 | 1.9 | 0.5 | 1.9 | 1.4 | 5.0 |
| <i>Item 7640 Subject B01</i> | <i>N 1912</i> | <i>935</i> | <i>932</i> | <i>1289</i> | <i>187</i> | <i>298</i> | <i>526</i> | <i>664</i> | <i>424</i> | <i>1498</i> | <i>356</i> | <i>872</i> | <i>432</i> | <i>204</i> | <i>333</i> | <i>40</i> |
| E14: To what extent have you participated in the following school activities during this school year? | | | | | | | | | | | | | | | | |
| E14A: . . . school newspaper or yearbook | | | | | | | | | | | | | | | | |
| 1. Not at all | 74.0 | 82.9 | 65.4 | 75.3 | 74.0 | 70.1 | 72.8 | 76.6 | 74.2 | 72.6 | 80.3 | 72.5 | 75.0 | 72.6 | 78.6 | 74.5 |
| 2. Slight | 8.8 | 7.5 | 10.2 | 9.1 | 7.8 | 13.0 | 9.0 | 6.9 | 8.5 | 8.8 | 7.9 | 8.6 | 10.3 | 7.8 | 7.1 | 13.0 |
| 3. Moderate | 5.6 | 3.5 | 7.3 | 5.1 | 2.9 | 5.0 | 8.3 | 4.7 | 4.1 | 6.1 | 2.8 | 5.5 | 3.5 | 10.7 | 3.9 | 4.6 |
| 4. Considerable | 3.1 | 1.6 | 4.5 | 2.6 | 4.1 | 2.8 | 2.1 | 3.0 | 4.6 | 3.2 | 3.0 | 3.1 | 2.3 | 2.2 | 4.6 | 1.5 |
| 5. Great | 8.6 | 4.5 | 12.6 | 7.9 | 11.2 | 9.1 | 7.9 | 8.8 | 8.7 | 9.4 | 6.0 | 10.3 | 8.9 | 6.7 | 5.8 | 6.4 |
| <i>Item 22170 Subject B01, C07</i> | <i>N 1890</i> | <i>916</i> | <i>930</i> | <i>1272</i> | <i>186</i> | <i>294</i> | <i>518</i> | <i>654</i> | <i>425</i> | <i>1478</i> | <i>359</i> | <i>866</i> | <i>424</i> | <i>201</i> | <i>330</i> | <i>40</i> |

| QUESTIONNAIRE FORM 2 2002 | TOTAL | SEX | | RACE | | REGION | | | | COLLEGE PLANS? | | ILLICIT DRUG USE: LIFETIME | | | | |
|--|---------------|------|------|-------|-------|--------|------|------|------|-------------------|------|----------------------------|------------------------|--------------|---------------|--------------------|
| | | M | F | White | Black | NE | NC | S | W | Yes | No | None | Mari- juana Only | Few Pills | More Pills | Any Her- oin |
| <i>N (Weighted No. of Cases):</i> | 2274 | 1094 | 1070 | 1440 | 231 | 434 | 580 | 760 | 499 | 1689 | 410 | 1026 | 504 | 231 | 394 | 45 |
| <i>% of Weighted Total:</i> | 100.0 | 48.1 | 47.0 | 63.3 | 10.2 | 19.1 | 25.5 | 33.4 | 21.9 | 74.3 | 18.0 | 45.1 | 22.2 | 10.2 | 17.4 | 2.0 |
| E14B: . . . music or other performing arts | | | | | | | | | | | | | | | | |
| 1. Not at all | 63.2 | 72.7 | 53.9 | 61.6 | 71.6 | 59.5 | 60.3 | 64.7 | 67.0 | 60.3 | 76.0 | 58.6 | 66.1 | 68.1 | 68.3 | 66.4 |
| 2. Slight | 7.8 | 6.1 | 9.4 | 7.7 | 3.9 | 6.6 | 7.5 | 7.6 | 9.2 | 7.9 | 7.3 | 7.3 | 6.3 | 10.8 | 8.9 | 1.6 |
| 3. Moderate | 6.1 | 4.6 | 7.7 | 6.2 | 5.3 | 5.7 | 6.6 | 6.2 | 5.7 | 6.3 | 5.3 | 5.2 | 8.6 | 3.2 | 7.3 | 7.3 |
| 4. Considerable | 5.2 | 4.5 | 5.9 | 4.6 | 6.3 | 6.1 | 5.5 | 4.5 | 5.2 | 5.4 | 3.6 | 6.0 | 5.2 | 3.3 | 4.1 | 10.2 |
| 5. Great | 17.7 | 12.1 | 23.0 | 19.9 | 13.0 | 22.1 | 20.0 | 17.1 | 12.9 | 20.1 | 7.9 | 22.9 | 13.8 | 14.6 | 11.5 | 14.6 |
| <i>Item 22180 Subject B01, C07</i> | <i>N</i> 1885 | 916 | 925 | 1271 | 184 | 290 | 520 | 652 | 423 | 1474 | 358 | 865 | 419 | 200 | 333 | 39 |
| E14C: . . . athletic teams | | | | | | | | | | | | | | | | |
| 1. Not at all | 45.5 | 38.0 | 52.8 | 44.0 | 51.8 | 44.3 | 40.4 | 51.8 | 42.9 | 41.9 | 58.3 | 44.0 | 43.5 | 48.0 | 49.5 | 60.8 |
| 2. Slight | 8.1 | 8.5 | 7.8 | 7.2 | 8.1 | 10.0 | 8.4 | 5.5 | 10.6 | 7.7 | 9.8 | 7.1 | 7.4 | 8.2 | 11.1 | 14.9 |
| 3. Moderate | 10.3 | 12.6 | 8.2 | 10.6 | 8.3 | 8.7 | 9.6 | 9.7 | 13.4 | 10.7 | 8.4 | 11.1 | 9.1 | 13.6 | 8.3 | 7.6 |
| 4. Considerable | 8.0 | 9.3 | 7.1 | 8.7 | 7.0 | 6.8 | 9.3 | 6.5 | 9.5 | 8.7 | 5.9 | 7.7 | 10.5 | 8.8 | 6.6 | - |
| 5. Great | 28.0 | 31.7 | 24.1 | 29.5 | 24.8 | 30.2 | 32.2 | 26.5 | 23.7 | 30.9 | 17.7 | 30.0 | 29.6 | 21.4 | 24.6 | 16.6 |
| <i>Item 22190 Subject B01, C07</i> | <i>N</i> 1895 | 924 | 928 | 1277 | 184 | 293 | 522 | 654 | 427 | 1483 | 359 | 865 | 424 | 201 | 333 | 40 |
| E14D: . . . other school clubs or activities | | | | | | | | | | | | | | | | |
| 1. Not at all | 33.3 | 41.4 | 25.0 | 31.3 | 33.9 | 34.9 | 34.5 | 26.7 | 40.7 | 27.7 | 55.5 | 25.2 | 38.1 | 35.6 | 44.1 | 54.9 |
| 2. Slight | 13.1 | 13.6 | 13.0 | 13.7 | 10.2 | 10.5 | 11.7 | 13.7 | 15.9 | 12.6 | 14.5 | 13.1 | 14.1 | 13.2 | 10.6 | 22.2 |
| 3. Moderate | 18.1 | 17.2 | 18.9 | 18.3 | 19.5 | 20.8 | 16.4 | 20.5 | 14.4 | 20.1 | 10.3 | 18.4 | 19.8 | 20.9 | 15.2 | 8.1 |
| 4. Considerable | 13.4 | 10.5 | 16.5 | 14.7 | 15.0 | 14.1 | 14.5 | 16.0 | 7.6 | 14.6 | 8.4 | 14.5 | 11.2 | 14.0 | 13.5 | 5.8 |
| 5. Great | 22.1 | 17.3 | 26.5 | 21.9 | 21.4 | 19.7 | 22.9 | 23.0 | 21.5 | 25.1 | 11.5 | 28.8 | 16.8 | 16.2 | 16.6 | 8.9 |
| <i>Item 22200 Subject B01, C07</i> | <i>N</i> 1894 | 917 | 934 | 1275 | 184 | 295 | 518 | 654 | 428 | 1485 | 358 | 865 | 426 | 202 | 333 | 40 |
| E15: In general, how much say or influence do you feel each of the following has on HOW YOUR SCHOOL IS RUN? | | | | | | | | | | | | | | | | |
| E15A: The principal | | | | | | | | | | | | | | | | |
| 1. Little or no influence | 16.0 | 18.9 | 13.1 | 13.8 | 22.0 | 20.5 | 14.6 | 15.7 | 15.2 | 13.0 | 29.1 | 11.7 | 16.5 | 18.5 | 20.8 | 49.7 |
| 2. Some influence | 12.6 | 10.4 | 14.8 | 12.6 | 15.8 | 11.7 | 11.3 | 13.7 | 13.2 | 12.6 | 11.7 | 12.1 | 11.4 | 15.6 | 13.1 | 11.5 |
| 3. Moderate influence | 16.1 | 16.1 | 16.2 | 15.8 | 10.3 | 13.6 | 15.2 | 14.7 | 21.2 | 16.5 | 15.9 | 17.1 | 17.6 | 11.5 | 14.7 | 20.4 |
| 4. Considerable influence | 25.9 | 27.6 | 24.9 | 28.2 | 20.0 | 27.6 | 30.4 | 21.9 | 25.3 | 27.2 | 20.8 | 26.6 | 24.7 | 25.3 | 28.3 | 12.6 |
| 5. A great deal of influence | 29.3 | 27.0 | 31.1 | 29.6 | 31.8 | 26.6 | 28.5 | 34.0 | 25.1 | 30.8 | 22.5 | 32.5 | 29.8 | 29.0 | 23.1 | 5.8 |
| <i>Item 7650 Subject B10</i> | <i>N</i> 1877 | 910 | 924 | 1265 | 184 | 288 | 516 | 649 | 424 | 1466 | 359 | 856 | 423 | 201 | 329 | 39 |
| E15B: The teachers | | | | | | | | | | | | | | | | |
| 1. Little or no influence | 9.6 | 11.7 | 6.8 | 8.5 | 14.7 | 11.3 | 9.0 | 9.7 | 9.2 | 6.9 | 19.8 | 6.3 | 8.8 | 9.9 | 15.8 | 30.0 |
| 2. Some influence | 17.6 | 19.0 | 16.5 | 17.2 | 15.8 | 17.8 | 14.5 | 17.8 | 21.0 | 17.2 | 18.3 | 16.4 | 16.4 | 22.8 | 17.0 | 31.7 |
| 3. Moderate influence | 29.9 | 30.4 | 29.8 | 31.4 | 31.8 | 28.2 | 33.0 | 30.3 | 26.9 | 30.2 | 31.7 | 27.2 | 34.3 | 29.8 | 33.0 | 19.2 |
| 4. Considerable influence | 27.2 | 24.3 | 30.6 | 29.0 | 14.5 | 27.3 | 27.8 | 26.2 | 28.1 | 29.3 | 19.8 | 30.1 | 26.9 | 25.0 | 23.8 | 14.3 |
| 5. A great deal of influence | 15.6 | 14.6 | 16.3 | 13.9 | 23.2 | 15.4 | 15.8 | 16.2 | 14.8 | 16.5 | 10.4 | 20.0 | 13.6 | 12.6 | 10.4 | 4.9 |
| <i>Item 7660 Subject B10</i> | <i>N</i> 1875 | 910 | 923 | 1265 | 183 | 288 | 517 | 650 | 421 | 1465 | 359 | 855 | 421 | 201 | 331 | 39 |
| E15C: The students | | | | | | | | | | | | | | | | |
| 1. Little or no influence | 25.0 | 26.5 | 23.8 | 26.4 | 31.4 | 33.2 | 26.5 | 24.4 | 18.7 | 23.3 | 33.6 | 21.4 | 25.2 | 29.1 | 30.9 | 35.9 |
| 2. Some influence | 21.5 | 20.4 | 22.7 | 23.7 | 14.5 | 22.3 | 23.1 | 19.3 | 22.3 | 21.9 | 18.8 | 22.0 | 20.9 | 22.1 | 21.8 | 13.1 |
| 3. Moderate influence | 19.3 | 19.8 | 18.9 | 19.6 | 17.5 | 16.3 | 17.3 | 22.9 | 18.6 | 19.2 | 19.6 | 21.7 | 16.9 | 17.9 | 16.1 | 25.4 |
| 4. Considerable influence | 15.3 | 15.1 | 15.6 | 13.8 | 12.0 | 12.8 | 15.8 | 15.6 | 16.0 | 16.0 | 12.8 | 14.7 | 16.9 | 14.8 | 14.7 | 10.0 |
| 5. A great deal of influence | 18.8 | 18.2 | 18.9 | 16.4 | 24.6 | 15.4 | 17.3 | 17.9 | 24.4 | 19.5 | 15.2 | 20.2 | 20.0 | 16.1 | 16.5 | 15.6 |
| <i>Item 7670 Subject B10</i> | <i>N</i> 1873 | 908 | 923 | 1263 | 183 | 288 | 516 | 648 | 420 | 1464 | 358 | 855 | 421 | 200 | 328 | 39 |
| E15D: Parents of students | | | | | | | | | | | | | | | | |
| 1. Little or no influence | 20.4 | 21.9 | 18.2 | 19.4 | 29.3 | 30.8 | 17.6 | 20.6 | 16.4 | 18.0 | 28.4 | 16.2 | 21.0 | 24.3 | 26.3 | 38.0 |
| 2. Some influence | 29.4 | 28.9 | 31.2 | 32.1 | 20.5 | 29.6 | 34.4 | 24.3 | 31.2 | 29.5 | 30.1 | 29.0 | 31.2 | 28.8 | 30.2 | 19.5 |
| 3. Moderate influence | 22.6 | 20.7 | 23.9 | 23.2 | 17.6 | 18.9 | 21.9 | 25.2 | 22.2 | 24.0 | 18.3 | 22.7 | 24.5 | 21.5 | 20.1 | 25.9 |
| 4. Considerable influence | 15.2 | 17.1 | 13.3 | 14.3 | 11.6 | 10.9 | 16.2 | 13.2 | 19.8 | 16.1 | 12.0 | 17.0 | 13.1 | 11.5 | 15.4 | 9.4 |
| 5. A great deal of influence | 12.4 | 11.3 | 13.4 | 11.0 | 21.0 | 9.7 | 9.9 | 16.7 | 10.5 | 12.5 | 11.3 | 15.1 | 10.2 | 13.8 | 8.0 | 7.1 |
| <i>Item 7680 Subject B10</i> | <i>N</i> 1874 | 907 | 925 | 1265 | 182 | 289 | 514 | 648 | 423 | 1466 | 356 | 855 | 422 | 201 | 329 | 39 |
| E16: Have you had any drug education courses or lectures in school? | | | | | | | | | | | | | | | | |
| 1. No—GO TO Q.E20 | 20.3 | 21.2 | 19.1 | 17.9 | 27.4 | 17.1 | 23.4 | 18.5 | 21.6 | 19.1 | 26.7 | 21.7 | 21.1 | 19.9 | 15.1 | 22.9 |
| 2. No, and I wish I had—GO TO Q.E20 | 2.4 | 2.3 | 2.5 | 1.5 | 4.6 | 2.8 | 1.8 | 2.5 | 2.8 | 2.5 | 2.4 | 2.5 | 3.1 | 2.1 | 1.5 | - |
| 3. Yes | 77.2 | 76.5 | 78.4 | 80.6 | 68.0 | 80.1 | 74.7 | 79.0 | 75.6 | 78.5 | 70.9 | 75.8 | 75.8 | 78.0 | 83.4 | 77.1 |
| <i>Item 7690 Subject A10a</i> | <i>N</i> 1822 | 882 | 904 | 1248 | 166 | 278 | 503 | 633 | 408 | 1446 | 330 | 838 | 408 | 196 | 316 | 36 |

| QUESTIONNAIRE FORM 2 2002 | TOTAL | SEX | | RACE | | REGION | | | | COLLEGE PLANS? | | ILLICIT DRUG USE: LIFETIME | | | | | |
|--|-----------|------|------|-------|-------|--------|------|------|------|-------------------|------|----------------------------|------------------------|--------------|---------------|--------------------|----|
| | | M | F | White | Black | NE | NC | S | W | Yes | No | None | Mari- juana Only | Few Pills | More Pills | Any Her- oin | |
| <i>N (Weighted No. of Cases):</i> | 2274 | 1094 | 1070 | 1440 | 231 | 434 | 580 | 760 | 499 | 1689 | 410 | 1026 | 504 | 231 | 394 | 45 | |
| <i>% of Weighted Total:</i> | 100.0 | 48.1 | 47.0 | 63.3 | 10.2 | 19.1 | 25.5 | 33.4 | 21.9 | 74.3 | 18.0 | 45.1 | 22.2 | 10.2 | 17.4 | 2.0 | |
| E17: Would you say that the information about drugs that you received in school classes or programs has . . . | | | | | | | | | | | | | | | | | |
| 1. Made you less interested in trying drugs | 46.5 | 41.4 | 51.4 | 41.3 | 72.1 | 42.8 | 40.7 | 50.9 | 48.9 | 45.8 | 46.5 | 59.2 | 44.7 | 40.6 | 24.1 | 14.0 | |
| 2. Not changed your interest in trying drugs | 48.6 | 52.1 | 45.4 | 53.5 | 27.1 | 51.0 | 52.4 | 46.2 | 46.3 | 50.0 | 44.7 | 40.0 | 53.4 | 53.0 | 60.5 | 58.0 | |
| 3. Made you more interested in trying drugs | 4.9 | 6.5 | 3.2 | 5.2 | 0.8 | 6.2 | 7.0 | 2.9 | 4.8 | 4.2 | 8.8 | 0.8 | 1.9 | 6.5 | 15.3 | 28.0 | |
| <i>Item 7840 Subject A10a</i> | <i>N†</i> | 1405 | 675 | 706 | 1003 | 115 | 222 | 376 | 499 | 307 | 1128 | 238 | 630 | 313 | 151 | 264 | 28 |
| E18: How many of the following drug education experiences have you had in high school? (Mark all that apply.) | | | | | | | | | | | | | | | | | |
| A. A special course about drugs | 32.9 | 39.9 | 26.3 | 34.4 | 26.9 | 37.0 | 32.1 | 31.3 | 33.3 | 32.2 | 31.9 | 34.5 | 34.5 | 30.6 | 27.6 | 33.9 | |
| B. Films, lectures, or discussions in one of my regular courses | 68.3 | 70.8 | 66.4 | 69.6 | 57.5 | 75.6 | 64.4 | 66.0 | 71.6 | 69.7 | 63.2 | 69.5 | 65.5 | 68.7 | 68.9 | 75.0 | |
| C. Films or lectures, outside of my regular courses | 32.5 | 32.4 | 32.7 | 32.9 | 37.2 | 33.1 | 31.7 | 35.0 | 29.0 | 34.5 | 24.1 | 35.1 | 30.9 | 23.5 | 34.2 | 29.3 | |
| D. Special group discussions about drugs | 23.2 | 22.8 | 23.4 | 22.1 | 35.2 | 16.9 | 23.8 | 24.3 | 25.1 | 23.4 | 18.9 | 25.7 | 23.1 | 15.9 | 20.7 | 31.9 | |
| <i>Item 7850-7880 Subject A10a</i> | <i>N†</i> | 1357 | 650 | 684 | 973 | 107 | 210 | 362 | 485 | 300 | 1090 | 228 | 616 | 297 | 145 | 254 | 27 |
| E19: Overall, how valuable were the experiences to you? | | | | | | | | | | | | | | | | | |
| 1. Little or no value | 27.2 | 31.9 | 22.5 | 28.5 | 19.9 | 26.6 | 30.8 | 24.1 | 28.4 | 27.4 | 26.6 | 23.0 | 31.1 | 26.4 | 31.9 | 52.7 | |
| 2. Some value | 41.0 | 38.5 | 43.7 | 43.5 | 25.4 | 46.5 | 41.3 | 41.1 | 36.7 | 41.6 | 40.5 | 39.2 | 42.5 | 36.6 | 47.7 | 28.2 | |
| 3. Considerable value | 19.5 | 16.1 | 22.9 | 20.2 | 19.1 | 13.8 | 20.8 | 18.8 | 22.9 | 19.7 | 18.2 | 21.1 | 15.1 | 29.3 | 15.6 | 10.8 | |
| 4. Great value | 12.3 | 13.5 | 10.9 | 7.9 | 35.6 | 13.1 | 7.0 | 16.0 | 11.9 | 11.3 | 14.7 | 16.7 | 11.2 | 7.7 | 4.8 | 8.4 | |
| <i>Item 7890 Subject A10a</i> | <i>N†</i> | 1385 | 669 | 692 | 988 | 114 | 218 | 370 | 498 | 299 | 1107 | 239 | 628 | 306 | 147 | 257 | 28 |
| E20: During the LAST TWO WEEKS, how many times have you driven a car, truck, or motorcycle after . . . | | | | | | | | | | | | | | | | | |
| E20A: Drinking alcohol? | | | | | | | | | | | | | | | | | |
| 1. None | 84.0 | 80.5 | 88.2 | 80.5 | 94.2 | 87.2 | 79.2 | 82.0 | 90.8 | 84.7 | 80.7 | 95.2 | 81.8 | 80.8 | 64.1 | 50.2 | |
| 2. Once | 8.2 | 9.6 | 6.7 | 10.2 | 2.7 | 8.1 | 9.4 | 9.0 | 5.4 | 7.9 | 9.3 | 3.0 | 12.3 | 8.7 | 12.7 | 26.9 | |
| 3. Twice | 4.3 | 4.9 | 3.7 | 5.2 | 1.1 | 3.0 | 7.1 | 4.1 | 2.0 | 4.3 | 4.1 | 1.3 | 3.3 | 6.6 | 12.2 | 6.4 | |
| 4. 3-5 times | 2.0 | 2.4 | 1.0 | 2.3 | 0.6 | 0.8 | 2.8 | 2.6 | 1.1 | 1.9 | 2.4 | - | 1.9 | 3.7 | 7.0 | - | |
| 5. 6-9 times | 0.5 | 1.0 | - | 0.6 | - | 0.9 | 0.4 | 0.6 | - | 0.5 | 0.4 | 0.1 | - | - | 1.6 | 6.3 | |
| 6. 10 or more | 1.0 | 1.6 | 0.4 | 1.2 | 1.4 | - | 1.0 | 1.7 | 0.6 | 0.5 | 3.1 | 0.5 | 0.6 | 0.2 | 2.5 | 10.1 | |
| <i>Item 1811 Subject A07a</i> | <i>N</i> | 1874 | 915 | 916 | 1264 | 181 | 288 | 517 | 651 | 418 | 1462 | 360 | 855 | 421 | 200 | 327 | 39 |
| E20B: Having 5 or more drinks in a row? | | | | | | | | | | | | | | | | | |
| 1. None | 89.6 | 85.8 | 93.8 | 87.3 | 95.4 | 94.7 | 85.8 | 87.2 | 94.7 | 90.4 | 86.7 | 98.4 | 91.5 | 89.4 | 69.9 | 50.6 | |
| 2. Once | 4.2 | 5.2 | 3.3 | 5.2 | 1.2 | 3.0 | 4.4 | 6.1 | 2.0 | 4.2 | 4.2 | 0.6 | 3.6 | 3.0 | 14.0 | 12.1 | |
| 3. Twice | 2.5 | 3.7 | 1.2 | 3.1 | 1.5 | 0.9 | 4.4 | 2.7 | 1.0 | 2.7 | 1.6 | 0.7 | 2.4 | 4.3 | 5.1 | 7.9 | |
| 4. 3-5 times | 2.1 | 2.7 | 1.2 | 2.4 | 0.2 | 0.9 | 3.1 | 2.1 | 1.5 | 1.7 | 3.1 | 0.3 | 1.5 | 2.5 | 6.9 | 5.4 | |
| 5. 6-9 times | 0.5 | 0.8 | 0.2 | 0.7 | - | 0.5 | 1.0 | 0.4 | - | 0.4 | 0.9 | - | 0.2 | - | 1.3 | 9.6 | |
| 6. 10 or more | 1.1 | 1.8 | 0.4 | 1.3 | 1.7 | - | 1.4 | 1.6 | 0.8 | 0.5 | 3.6 | * | 0.8 | 0.8 | 2.8 | 14.5 | |
| <i>Item 1812 Subject A07a</i> | <i>N</i> | 1872 | 915 | 914 | 1264 | 180 | 289 | 516 | 650 | 417 | 1462 | 358 | 853 | 421 | 200 | 328 | 39 |
| E20C: Smoking marijuana? | | | | | | | | | | | | | | | | | |
| 1. None | 88.1 | 85.5 | 90.7 | 86.8 | 92.6 | 89.8 | 84.7 | 88.4 | 90.9 | 89.5 | 81.9 | 100.0 | 89.0 | 85.3 | 62.1 | 51.0 | |
| 2. Once | 4.0 | 4.2 | 3.7 | 4.0 | 3.3 | 3.4 | 6.0 | 3.0 | 3.5 | 3.5 | 6.5 | - | 7.1 | 5.8 | 8.2 | 12.7 | |
| 3. Twice | 2.6 | 3.1 | 2.2 | 2.8 | 0.4 | 2.1 | 2.8 | 2.7 | 2.4 | 2.5 | 3.1 | - | 2.2 | 4.9 | 8.5 | 3.6 | |
| 4. 3-5 times | 1.4 | 1.7 | 1.0 | 1.6 | 0.5 | 1.6 | 1.9 | 1.0 | 1.1 | 0.9 | 2.8 | - | 1.2 | 0.3 | 6.0 | 1.0 | |
| 5. 6-9 times | 1.0 | 1.6 | 0.4 | 1.2 | 0.4 | - | 1.8 | 1.2 | 0.4 | 0.9 | 1.2 | - | - | 0.9 | 4.0 | 8.7 | |
| 6. 10 or more | 2.9 | 3.9 | 2.0 | 3.6 | 2.9 | 3.1 | 2.7 | 3.8 | 1.8 | 2.7 | 4.5 | - | 0.5 | 3.0 | 11.2 | 23.0 | |
| <i>Item 1813 Subject A07a</i> | <i>N</i> | 1871 | 914 | 914 | 1264 | 179 | 289 | 516 | 649 | 417 | 1461 | 358 | 853 | 420 | 200 | 328 | 39 |

†=excludes respondents for whom question was inappropriate. *=less than .05 percent.

| QUESTIONNAIRE FORM 2 2002 | TOTAL | SEX | | RACE | | REGION | | | | COLLEGE PLANS? | | ILLICIT DRUG USE: LIFETIME | | | | |
|---|---------------|------------|------------|-------------|------------|------------|------------|------------|------------|-------------------|------------|----------------------------|------------------------|--------------|---------------|--------------------|
| | | M | F | White | Black | NE | NC | S | W | Yes | No | None | Mari- juana Only | Few Pills | More Pills | Any Her- oin |
| <i>N (Weighted No. of Cases):</i> | 2274 | 1094 | 1070 | 1440 | 231 | 434 | 580 | 760 | 499 | 1689 | 410 | 1026 | 504 | 231 | 394 | 45 |
| <i>% of Weighted Total:</i> | 100.0 | 48.1 | 47.0 | 63.3 | 10.2 | 19.1 | 25.5 | 33.4 | 21.9 | 74.3 | 18.0 | 45.1 | 22.2 | 10.2 | 17.4 | 2.0 |
| E20D: Using other illicit drugs? | | | | | | | | | | | | | | | | |
| 1. None | 96.9 | 95.8 | 98.0 | 97.0 | 96.9 | 94.9 | 98.3 | 96.3 | 97.5 | 97.9 | 92.8 | 100.0 | 100.0 | 97.9 | 87.3 | 72.3 |
| 2. Once | 1.5 | 1.8 | 1.1 | 1.4 | 0.7 | 2.8 | 0.5 | 1.4 | 1.9 | 1.0 | 3.3 | - | - | 1.8 | 5.9 | 10.8 |
| 3. Twice | 0.4 | 0.7 | 0.1 | 0.2 | - | 1.2 | 0.2 | 0.1 | 0.5 | 0.2 | 1.1 | - | - | 0.2 | 1.5 | 3.8 |
| 4. 3-5 times | 0.6 | 0.8 | 0.5 | 0.9 | 0.4 | 1.0 | 0.4 | 1.0 | - | 0.6 | 0.4 | - | - | 0.1 | 3.3 | 1.7 |
| 5. 6-9 times | 0.2 | 0.3 | * | 0.2 | - | 0.1 | - | 0.4 | - | * | 0.7 | - | - | - | 0.9 | - |
| 6. 10 or more | 0.5 | 0.6 | 0.3 | 0.3 | 2.1 | - | 0.6 | 0.8 | 0.2 | 0.2 | 1.7 | - | - | - | 1.1 | 11.3 |
| <i>Item 1814 Subject A07a</i> | <i>N 1865</i> | <i>912</i> | <i>911</i> | <i>1262</i> | <i>180</i> | <i>288</i> | <i>515</i> | <i>649</i> | <i>413</i> | <i>1457</i> | <i>357</i> | <i>852</i> | <i>419</i> | <i>200</i> | <i>323</i> | <i>39</i> |
| E21: During the LAST TWO WEEKS, how many times (if any) have you been a passenger in a car . . . | | | | | | | | | | | | | | | | |
| E21A: When the driver had been drinking? | | | | | | | | | | | | | | | | |
| 1. None | 78.2 | 76.4 | 80.2 | 77.4 | 77.6 | 78.9 | 75.1 | 77.1 | 83.4 | 79.4 | 72.0 | 90.9 | 74.6 | 72.3 | 56.5 | 50.9 |
| 2. Once | 9.4 | 9.1 | 9.8 | 9.1 | 10.6 | 12.3 | 10.1 | 8.7 | 7.6 | 8.8 | 12.0 | 4.5 | 11.8 | 14.3 | 15.1 | 13.0 |
| 3. Twice | 6.8 | 7.4 | 6.3 | 7.9 | 5.5 | 4.6 | 8.7 | 7.6 | 5.0 | 7.2 | 5.7 | 2.7 | 7.5 | 11.0 | 14.1 | 11.0 |
| 4. 3-5 times | 4.5 | 5.7 | 2.9 | 5.0 | 2.9 | 4.0 | 5.1 | 4.9 | 3.3 | 4.0 | 6.8 | 1.8 | 4.5 | 0.9 | 12.7 | 15.1 |
| 5. 6-9 times | 0.1 | 0.1 | 0.1 | 0.1 | - | - | 0.5 | - | - | 0.1 | 0.4 | - | - | 0.2 | 0.6 | - |
| 6. 10 or more | 1.0 | 1.3 | 0.7 | 0.6 | 3.4 | 0.2 | 0.6 | 1.8 | 0.8 | 0.5 | 3.2 | 0.1 | 1.6 | 1.3 | 1.0 | 10.1 |
| <i>Item 1815 Subject A07a</i> | <i>N 1866</i> | <i>909</i> | <i>913</i> | <i>1259</i> | <i>180</i> | <i>286</i> | <i>514</i> | <i>650</i> | <i>416</i> | <i>1458</i> | <i>355</i> | <i>852</i> | <i>422</i> | <i>199</i> | <i>324</i> | <i>39</i> |
| E21B: When you think the driver had 5 or more drinks? | | | | | | | | | | | | | | | | |
| 1. None | 87.0 | 83.6 | 90.4 | 85.2 | 91.5 | 88.0 | 83.6 | 86.1 | 91.9 | 87.9 | 82.4 | 95.6 | 87.2 | 85.3 | 68.1 | 57.8 |
| 2. Once | 5.8 | 6.7 | 5.0 | 5.9 | 3.9 | 6.2 | 7.7 | 5.7 | 3.2 | 5.2 | 8.6 | 2.6 | 4.8 | 8.8 | 12.7 | 14.3 |
| 3. Twice | 3.8 | 4.8 | 2.8 | 5.1 | - | 2.7 | 4.3 | 4.4 | 2.8 | 4.0 | 2.9 | 1.1 | 3.4 | 4.8 | 10.0 | 11.2 |
| 4. 3-5 times | 2.7 | 3.9 | 1.2 | 3.1 | 2.4 | 2.9 | 3.5 | 2.5 | 1.8 | 2.6 | 3.6 | 0.6 | 4.4 | 0.9 | 6.7 | 6.6 |
| 5. 6-9 times | 0.1 | 0.2 | - | * | 0.7 | - | 0.3 | 0.1 | 0.1 | 0.1 | 0.1 | - | - | - | 0.6 | - |
| 6. 10 or more | 0.7 | 0.7 | 0.6 | 0.7 | 1.4 | 0.2 | 0.6 | 1.3 | 0.2 | 0.3 | 2.4 | 0.1 | 0.2 | 0.2 | 1.8 | 10.1 |
| <i>Item 1816 Subject A07a</i> | <i>N 1860</i> | <i>907</i> | <i>910</i> | <i>1257</i> | <i>180</i> | <i>285</i> | <i>514</i> | <i>647</i> | <i>414</i> | <i>1456</i> | <i>353</i> | <i>852</i> | <i>420</i> | <i>199</i> | <i>322</i> | <i>39</i> |
| E21C: When the driver had been smoking marijuana? | | | | | | | | | | | | | | | | |
| 1. None | 80.1 | 77.1 | 83.3 | 78.8 | 78.2 | 77.8 | 78.2 | 79.1 | 85.7 | 80.6 | 76.9 | 96.3 | 77.0 | 70.4 | 52.2 | 43.1 |
| 2. Once | 8.0 | 10.0 | 6.3 | 8.8 | 9.9 | 9.5 | 8.2 | 9.7 | 4.2 | 8.3 | 7.6 | 2.6 | 11.0 | 14.7 | 13.3 | 14.9 |
| 3. Twice | 5.2 | 4.5 | 5.7 | 5.8 | 3.6 | 6.6 | 7.1 | 4.8 | 2.7 | 4.8 | 7.1 | 0.7 | 7.5 | 8.2 | 12.0 | 5.8 |
| 4. 3-5 times | 2.5 | 2.3 | 2.3 | 2.3 | 2.2 | 2.4 | 2.3 | 1.9 | 3.5 | 2.5 | 2.5 | 0.3 | 2.4 | 1.9 | 8.6 | 3.2 |
| 5. 6-9 times | 1.5 | 2.2 | 1.0 | 1.8 | 0.4 | 0.8 | 1.6 | 1.6 | 1.9 | 1.6 | 1.6 | - | 0.3 | 2.3 | 6.1 | 7.9 |
| 6. 10 or more | 2.6 | 3.8 | 1.4 | 2.6 | 5.7 | 2.8 | 2.6 | 3.0 | 2.0 | 2.3 | 4.4 | 0.1 | 1.8 | 2.5 | 7.7 | 25.0 |
| <i>Item 1817 Subject A07a</i> | <i>N 1861</i> | <i>909</i> | <i>910</i> | <i>1258</i> | <i>180</i> | <i>285</i> | <i>514</i> | <i>648</i> | <i>415</i> | <i>1457</i> | <i>354</i> | <i>852</i> | <i>418</i> | <i>199</i> | <i>326</i> | <i>39</i> |
| E21D: When the driver had been using other illicit drugs? | | | | | | | | | | | | | | | | |
| 1. None | 95.7 | 94.5 | 97.3 | 95.5 | 96.3 | 92.8 | 95.5 | 95.9 | 97.5 | 96.8 | 90.7 | 99.5 | 97.9 | 99.2 | 84.0 | 73.3 |
| 2. Once | 1.9 | 2.3 | 1.5 | 2.3 | 0.2 | 3.6 | 2.0 | 1.7 | 1.0 | 1.6 | 3.5 | 0.2 | 1.4 | 0.4 | 7.5 | 5.1 |
| 3. Twice | 1.0 | 1.3 | 0.6 | 1.0 | 0.8 | 2.2 | 0.8 | 1.0 | 0.3 | 0.7 | 2.3 | 0.3 | 0.5 | 0.4 | 3.4 | - |
| 4. 3-5 times | 0.9 | 1.1 | 0.3 | 0.8 | 0.4 | 1.3 | 0.9 | 0.6 | 0.9 | 0.6 | 1.8 | - | - | - | 3.9 | 8.0 |
| 5. 6-9 times | 0.1 | 0.2 | - | 0.1 | 0.2 | - | 0.2 | 0.1 | - | 0.1 | - | - | 0.1 | - | 0.2 | 1.0 |
| 6. 10 or more | 0.5 | 0.7 | 0.3 | 0.4 | 2.1 | 0.2 | 0.6 | 0.8 | 0.2 | 0.2 | 1.7 | 0.1 | - | - | 1.0 | 12.6 |
| <i>Item 1818 Subject A07a</i> | <i>N 1859</i> | <i>907</i> | <i>909</i> | <i>1258</i> | <i>178</i> | <i>286</i> | <i>513</i> | <i>647</i> | <i>413</i> | <i>1456</i> | <i>352</i> | <i>850</i> | <i>419</i> | <i>199</i> | <i>324</i> | <i>39</i> |
| E22: How often do you . . . | | | | | | | | | | | | | | | | |
| E22A: Eat breakfast? | | | | | | | | | | | | | | | | |
| 1. Never | 12.1 | 12.4 | 11.1 | 11.9 | 12.5 | 11.2 | 12.3 | 11.2 | 13.8 | 10.3 | 18.9 | 9.4 | 10.9 | 14.0 | 17.6 | 22.8 |
| 2. Seldom | 27.8 | 26.3 | 29.0 | 27.9 | 30.8 | 27.7 | 27.8 | 28.4 | 26.9 | 26.5 | 31.7 | 24.7 | 31.1 | 29.8 | 29.9 | 24.9 |
| 3. Sometimes | 21.9 | 21.5 | 22.9 | 20.9 | 26.8 | 23.9 | 21.2 | 22.9 | 19.6 | 22.5 | 19.2 | 22.0 | 19.7 | 23.1 | 23.6 | 19.9 |
| 4. Most days | 11.4 | 10.2 | 12.4 | 10.7 | 10.5 | 9.6 | 10.1 | 12.2 | 13.0 | 12.1 | 9.3 | 12.2 | 10.6 | 11.4 | 10.3 | 16.9 |
| 5. Nearly every day | 8.8 | 8.4 | 9.4 | 9.6 | 5.0 | 6.4 | 9.3 | 9.0 | 9.7 | 9.4 | 6.8 | 10.2 | 8.1 | 7.2 | 8.3 | 5.0 |
| 6. Every day | 18.0 | 21.2 | 15.1 | 19.0 | 14.4 | 21.1 | 19.3 | 16.3 | 16.9 | 19.0 | 14.1 | 21.5 | 19.6 | 14.6 | 10.4 | 10.5 |
| <i>Item 20740 Subject T02</i> | <i>N 1881</i> | <i>921</i> | <i>918</i> | <i>1266</i> | <i>184</i> | <i>288</i> | <i>516</i> | <i>655</i> | <i>421</i> | <i>1468</i> | <i>358</i> | <i>858</i> | <i>425</i> | <i>201</i> | <i>326</i> | <i>39</i> |

* = less than .05 percent.

MONITORING THE FUTURE

| QUESTIONNAIRE FORM 2 2002 | TOTAL | SEX | | RACE | | REGION | | | | COLLEGE PLANS? | | ILLICIT DRUG USE: LIFETIME | | | | | |
|---|----------|-------------|------------|------------|-------------|------------|------------|------------|------------|-------------------|-------------|----------------------------|------------------------|--------------|---------------|--------------------|-----------|
| | | M | F | White | Black | NE | NC | S | W | Yes | No | None | Mari- juana Only | Few Pills | More Pills | Any Her- oin | |
| <i>N (Weighted No. of Cases):</i> | 2274 | 1094 | 1070 | 1440 | 231 | 434 | 580 | 760 | 499 | 1689 | 410 | 1026 | 504 | 231 | 394 | 45 | |
| <i>% of Weighted Total:</i> | 100.0 | 48.1 | 47.0 | 63.3 | 10.2 | 19.1 | 25.5 | 33.4 | 21.9 | 74.3 | 18.0 | 45.1 | 22.2 | 10.2 | 17.4 | 2.0 | |
| E22B: Eat at least some green vegetables? | | | | | | | | | | | | | | | | | |
| 1. Never | 5.6 | 6.9 | 4.2 | 4.7 | 6.8 | 5.6 | 7.0 | 5.0 | 5.0 | 4.5 | 10.0 | 4.6 | 5.8 | 8.1 | 5.9 | 6.7 | |
| 2. Seldom | 10.8 | 11.8 | 9.5 | 11.1 | 9.7 | 11.4 | 9.0 | 10.6 | 13.0 | 9.5 | 15.8 | 9.1 | 12.0 | 12.3 | 11.5 | 22.7 | |
| 3. Sometimes | 26.6 | 24.2 | 28.5 | 24.7 | 32.5 | 25.3 | 24.4 | 28.6 | 27.0 | 26.8 | 25.4 | 27.5 | 24.7 | 20.4 | 30.8 | 19.6 | |
| 4. Most days | 26.1 | 27.0 | 25.3 | 27.7 | 27.1 | 27.4 | 25.8 | 26.1 | 25.5 | 26.6 | 23.5 | 25.3 | 29.5 | 28.2 | 24.8 | 18.3 | |
| 5. Nearly every day | 17.4 | 16.7 | 18.7 | 17.8 | 10.8 | 14.7 | 17.8 | 18.1 | 17.6 | 18.2 | 14.9 | 19.5 | 15.8 | 17.2 | 15.8 | 10.1 | |
| 6. Every day | 13.5 | 13.3 | 13.7 | 14.1 | 13.1 | 15.6 | 16.1 | 11.6 | 11.8 | 14.4 | 10.4 | 14.1 | 12.2 | 13.8 | 11.2 | 22.7 | |
| <i>Item 20750 Subject T02</i> | <i>N</i> | <i>1875</i> | <i>915</i> | <i>917</i> | <i>1260</i> | <i>183</i> | <i>286</i> | <i>514</i> | <i>652</i> | <i>423</i> | <i>1467</i> | <i>356</i> | <i>858</i> | <i>424</i> | <i>201</i> | <i>323</i> | <i>39</i> |
| E22C: Eat at least some fruit? | | | | | | | | | | | | | | | | | |
| 1. Never | 2.7 | 3.4 | 1.7 | 2.2 | 5.2 | 2.1 | 3.6 | 2.3 | 2.7 | 2.5 | 3.7 | 2.3 | 1.7 | 4.9 | 2.5 | 8.0 | |
| 2. Seldom | 8.8 | 9.8 | 7.5 | 8.5 | 7.6 | 10.8 | 9.0 | 9.8 | 5.7 | 7.5 | 14.0 | 7.3 | 8.4 | 7.5 | 12.4 | 21.9 | |
| 3. Sometimes | 26.0 | 26.2 | 25.9 | 25.2 | 26.9 | 27.7 | 19.6 | 28.4 | 29.0 | 24.5 | 31.0 | 25.0 | 26.5 | 24.3 | 28.5 | 25.4 | |
| 4. Most days | 28.1 | 27.3 | 28.9 | 28.8 | 33.5 | 24.3 | 32.0 | 28.8 | 24.6 | 28.9 | 24.6 | 28.1 | 28.8 | 31.7 | 27.3 | 8.6 | |
| 5. Nearly every day | 19.0 | 18.6 | 19.3 | 20.2 | 8.9 | 18.8 | 18.9 | 15.7 | 24.4 | 20.2 | 14.8 | 20.5 | 20.6 | 18.0 | 16.1 | 13.2 | |
| 6. Every day | 15.4 | 14.6 | 16.6 | 15.1 | 17.9 | 16.3 | 16.9 | 15.1 | 13.7 | 16.5 | 11.8 | 16.8 | 13.9 | 13.6 | 13.2 | 22.8 | |
| <i>Item 20760 Subject T02</i> | <i>N</i> | <i>1870</i> | <i>911</i> | <i>916</i> | <i>1256</i> | <i>183</i> | <i>284</i> | <i>512</i> | <i>651</i> | <i>423</i> | <i>1463</i> | <i>355</i> | <i>855</i> | <i>423</i> | <i>200</i> | <i>322</i> | <i>39</i> |
| E22D: Exercise vigorously (jogging, swimming, calisthenics, or any other active sports)? | | | | | | | | | | | | | | | | | |
| 1. Never | 8.4 | 7.5 | 9.1 | 7.0 | 16.4 | 8.9 | 7.4 | 9.2 | 7.9 | 7.3 | 13.8 | 6.8 | 5.8 | 10.2 | 10.2 | 35.8 | |
| 2. Seldom | 15.8 | 12.3 | 18.2 | 15.4 | 19.9 | 18.1 | 15.6 | 15.4 | 15.2 | 14.8 | 19.3 | 15.5 | 16.2 | 13.8 | 18.9 | 6.6 | |
| 3. Sometimes | 25.5 | 22.4 | 29.3 | 26.9 | 21.5 | 25.1 | 22.9 | 26.4 | 27.7 | 25.2 | 26.3 | 25.3 | 25.5 | 31.2 | 22.6 | 19.9 | |
| 4. Most days | 16.5 | 15.5 | 17.2 | 15.6 | 14.4 | 14.3 | 15.1 | 17.8 | 17.8 | 16.7 | 14.4 | 17.0 | 16.8 | 15.4 | 16.6 | 12.2 | |
| 5. Nearly every day | 15.4 | 17.6 | 13.7 | 16.2 | 12.3 | 15.9 | 17.1 | 13.9 | 15.3 | 16.6 | 10.9 | 15.3 | 16.1 | 17.2 | 15.8 | 2.6 | |
| 6. Every day | 18.4 | 24.8 | 12.5 | 18.9 | 15.5 | 17.6 | 21.9 | 17.3 | 16.1 | 19.3 | 15.3 | 20.0 | 19.6 | 12.2 | 15.9 | 22.9 | |
| <i>Item 20770 Subject T02</i> | <i>N</i> | <i>1864</i> | <i>909</i> | <i>913</i> | <i>1255</i> | <i>182</i> | <i>279</i> | <i>516</i> | <i>649</i> | <i>420</i> | <i>1458</i> | <i>353</i> | <i>851</i> | <i>419</i> | <i>201</i> | <i>323</i> | <i>39</i> |
| E22E: Get at least seven hours of sleep? | | | | | | | | | | | | | | | | | |
| 1. Never | 6.6 | 5.9 | 7.0 | 5.6 | 11.9 | 7.3 | 5.5 | 6.7 | 7.3 | 5.8 | 10.7 | 4.3 | 5.6 | 9.0 | 11.6 | 17.8 | |
| 2. Seldom | 19.2 | 17.5 | 21.0 | 19.5 | 19.0 | 22.4 | 19.7 | 18.1 | 18.1 | 17.5 | 26.4 | 16.2 | 18.6 | 22.2 | 24.4 | 25.9 | |
| 3. Sometimes | 24.3 | 21.4 | 27.6 | 25.1 | 19.5 | 25.4 | 24.4 | 24.9 | 22.2 | 24.9 | 22.1 | 23.8 | 25.6 | 26.7 | 23.0 | 17.3 | |
| 4. Most days | 24.0 | 23.9 | 23.9 | 24.0 | 22.9 | 21.5 | 23.0 | 25.7 | 24.1 | 25.2 | 18.9 | 25.3 | 25.8 | 22.4 | 20.5 | 9.6 | |
| 5. Nearly every day | 14.4 | 15.7 | 13.2 | 15.2 | 14.5 | 14.2 | 15.4 | 14.3 | 13.7 | 15.7 | 7.9 | 16.2 | 14.0 | 10.9 | 14.3 | 6.1 | |
| 6. Every day | 11.5 | 15.5 | 7.3 | 10.6 | 12.3 | 9.2 | 11.8 | 10.3 | 14.6 | 11.0 | 14.0 | 14.3 | 10.4 | 8.9 | 6.3 | 23.3 | |
| <i>Item 20780 Subject T02</i> | <i>N</i> | <i>1876</i> | <i>916</i> | <i>915</i> | <i>1261</i> | <i>183</i> | <i>285</i> | <i>516</i> | <i>652</i> | <i>422</i> | <i>1465</i> | <i>358</i> | <i>857</i> | <i>423</i> | <i>200</i> | <i>325</i> | <i>39</i> |
| E22F: Get less sleep than you think you should? | | | | | | | | | | | | | | | | | |
| 1. Never | 8.0 | 9.4 | 5.9 | 5.0 | 17.2 | 7.5 | 7.3 | 7.1 | 10.6 | 6.9 | 11.8 | 7.9 | 8.6 | 9.8 | 3.6 | 24.0 | |
| 2. Seldom | 12.6 | 11.8 | 13.2 | 11.3 | 18.4 | 8.3 | 14.7 | 12.3 | 13.1 | 11.1 | 16.8 | 13.9 | 10.7 | 11.6 | 12.6 | 4.1 | |
| 3. Sometimes | 22.2 | 23.2 | 21.5 | 21.0 | 26.3 | 22.5 | 19.9 | 24.6 | 21.1 | 22.0 | 22.3 | 24.7 | 22.1 | 18.6 | 16.9 | 19.9 | |
| 4. Most days | 18.4 | 16.7 | 20.5 | 18.3 | 19.5 | 20.2 | 16.6 | 18.3 | 19.6 | 19.4 | 15.1 | 18.9 | 21.2 | 19.1 | 14.9 | 9.2 | |
| 5. Nearly every day | 16.3 | 15.3 | 17.8 | 19.9 | 6.2 | 21.4 | 14.8 | 17.5 | 12.9 | 17.8 | 11.6 | 14.9 | 17.6 | 20.1 | 17.3 | 12.8 | |
| 6. Every day | 22.5 | 23.6 | 21.1 | 24.4 | 12.4 | 20.1 | 26.7 | 20.2 | 22.7 | 22.6 | 22.4 | 19.7 | 19.7 | 20.8 | 34.8 | 30.0 | |
| <i>Item 20790 Subject T02</i> | <i>N</i> | <i>1876</i> | <i>917</i> | <i>915</i> | <i>1261</i> | <i>184</i> | <i>286</i> | <i>516</i> | <i>652</i> | <i>422</i> | <i>1466</i> | <i>358</i> | <i>858</i> | <i>423</i> | <i>200</i> | <i>325</i> | <i>39</i> |

| QUESTIONNAIRE FORM 3 2002 | TOTAL | SEX | | RACE | | REGION | | | | COLLEGE PLANS? | | ILLICIT DRUG USE: LIFETIME | | | | |
|--|---------------|------|------|-------|-------|--------|------|------|------|-------------------|------|----------------------------|------------------------|--------------|---------------|--------------------|
| | | M | F | White | Black | NE | NC | S | W | Yes | No | None | Mari- juana Only | Few Pills | More Pills | Any Her- oin |
| <i>N (Weighted No. of Cases):</i> | 2250 | 983 | 1122 | 1421 | 235 | 447 | 569 | 755 | 479 | 1621 | 432 | 1000 | 501 | 239 | 366 | 33 |
| <i>% of Weighted Total:</i> | 100.0 | 43.7 | 49.9 | 63.2 | 10.5 | 19.9 | 25.3 | 33.6 | 21.3 | 72.0 | 19.2 | 44.5 | 22.3 | 10.6 | 16.2 | 1.5 |
| A01: Taking all things together, how would you say things are these days—would you say you're very happy, pretty happy, or not too happy these days? | | | | | | | | | | | | | | | | |
| 3. Very happy | 22.0 | 23.2 | 21.3 | 24.4 | 15.5 | 17.4 | 22.5 | 24.3 | 22.0 | 22.8 | 18.4 | 26.2 | 22.3 | 19.0 | 13.0 | 10.6 |
| 2. Pretty happy | 65.7 | 65.0 | 66.5 | 66.9 | 65.4 | 65.7 | 69.6 | 64.7 | 62.7 | 65.5 | 68.9 | 62.8 | 67.1 | 69.0 | 69.3 | 68.9 |
| 1. Not too happy | 12.3 | 11.8 | 12.3 | 8.7 | 19.1 | 16.9 | 7.9 | 11.0 | 15.3 | 11.7 | 12.8 | 11.0 | 10.6 | 12.0 | 17.7 | 20.5 |
| <i>Item 1190 Subject P01, Q01</i> | <i>N</i> 2231 | 978 | 1119 | 1418 | 233 | 441 | 567 | 747 | 476 | 1615 | 431 | 997 | 499 | 236 | 365 | 33 |
| A02: Some people think a lot about the social problems of the nation and the world and about how they might be solved. Others spend little time thinking about these issues. How much do you think about such things? | | | | | | | | | | | | | | | | |
| 1. Never | 3.3 | 4.5 | 1.9 | 3.5 | 1.3 | 3.9 | 4.1 | 2.7 | 2.5 | 2.4 | 5.7 | 2.1 | 4.8 | 0.6 | 5.5 | 6.6 |
| 2. Seldom | 19.8 | 19.9 | 19.9 | 22.1 | 19.1 | 19.4 | 21.1 | 19.3 | 19.5 | 19.0 | 24.8 | 19.0 | 22.7 | 17.0 | 21.4 | 10.4 |
| 3. Sometimes | 53.4 | 53.6 | 52.9 | 52.3 | 54.3 | 53.2 | 51.5 | 54.0 | 54.9 | 52.7 | 54.1 | 52.8 | 52.2 | 58.0 | 52.1 | 60.0 |
| 4. Quite often | 19.1 | 16.8 | 21.5 | 18.1 | 19.6 | 19.1 | 19.5 | 18.5 | 19.8 | 20.9 | 12.3 | 21.2 | 15.8 | 21.0 | 17.2 | 20.8 |
| 5. A great deal | 4.4 | 5.1 | 3.8 | 4.0 | 5.8 | 4.4 | 3.8 | 5.4 | 3.3 | 4.8 | 3.1 | 5.0 | 4.6 | 3.4 | 3.7 | 2.2 |
| <i>Item 6880 Subject J, Q08</i> | <i>N</i> 2234 | 979 | 1119 | 1418 | 234 | 441 | 568 | 749 | 476 | 1616 | 431 | 997 | 500 | 236 | 365 | 33 |
| A03: The next questions ask your opinions about a number of different topics. How much do you agree or disagree with each statement below? | | | | | | | | | | | | | | | | |
| A03A: Men and women should be paid the same money if they do the same work | | | | | | | | | | | | | | | | |
| 1. Disagree | 2.3 | 4.2 | 0.7 | 2.2 | 3.9 | 2.9 | 2.4 | 2.5 | 1.4 | 2.3 | 2.2 | 1.5 | 3.3 | 1.8 | 2.7 | 5.6 |
| 2. Mostly disagree | 1.8 | 2.8 | 0.6 | 1.5 | 1.7 | 1.5 | 1.7 | 1.8 | 2.1 | 1.6 | 2.2 | 1.0 | 2.7 | 1.7 | 2.2 | 10.1 |
| 3. Neither | 2.1 | 3.9 | 0.5 | 1.5 | 2.2 | 2.3 | 2.0 | 1.7 | 2.8 | 1.7 | 3.8 | 1.4 | 2.4 | 2.3 | 2.6 | 14.4 |
| 4. Mostly agree | 13.6 | 18.9 | 8.4 | 13.7 | 14.3 | 9.2 | 16.0 | 13.4 | 14.9 | 12.7 | 15.0 | 13.2 | 12.1 | 11.1 | 15.7 | 21.8 |
| 5. Agree | 80.2 | 70.1 | 89.7 | 81.1 | 77.9 | 84.2 | 77.8 | 80.6 | 78.8 | 81.7 | 76.8 | 82.9 | 79.5 | 83.1 | 76.7 | 48.1 |
| <i>Item 7930 Subject D06</i> | <i>N</i> 2236 | 980 | 1119 | 1421 | 231 | 442 | 567 | 751 | 476 | 1620 | 431 | 998 | 497 | 239 | 366 | 33 |
| A03B: Women should be considered as seriously as men for jobs as executives or politicians | | | | | | | | | | | | | | | | |
| 1. Disagree | 2.4 | 4.4 | 0.5 | 2.9 | 0.3 | 3.5 | 3.0 | 1.4 | 2.4 | 1.8 | 4.4 | 1.5 | 3.0 | 2.1 | 2.8 | 14.1 |
| 2. Mostly disagree | 1.8 | 3.5 | 0.2 | 1.4 | 1.4 | 1.2 | 1.7 | 1.4 | 3.1 | 1.8 | 0.8 | 1.5 | 1.2 | 1.4 | 2.6 | 7.5 |
| 3. Neither | 3.9 | 6.8 | 0.5 | 3.5 | 2.9 | 3.6 | 4.5 | 3.0 | 4.8 | 3.1 | 6.3 | 2.7 | 3.8 | 5.0 | 4.6 | 15.8 |
| 4. Mostly agree | 17.5 | 28.1 | 8.2 | 17.9 | 17.9 | 14.4 | 17.4 | 17.3 | 20.9 | 16.2 | 20.9 | 17.0 | 14.0 | 17.0 | 23.6 | 10.7 |
| 5. Agree | 74.3 | 57.2 | 90.5 | 74.3 | 77.5 | 77.2 | 73.4 | 76.9 | 68.7 | 77.0 | 67.6 | 77.4 | 77.9 | 74.4 | 66.4 | 51.9 |
| <i>Item 7940 Subject D06, H02</i> | <i>N</i> 2234 | 980 | 1117 | 1417 | 234 | 441 | 565 | 750 | 478 | 1620 | 431 | 996 | 500 | 239 | 362 | 33 |
| A03C: A woman should have exactly the same job opportunities as a man | | | | | | | | | | | | | | | | |
| 1. Disagree | 3.3 | 5.5 | 1.0 | 3.6 | 2.2 | 3.1 | 4.4 | 2.8 | 2.7 | 2.7 | 4.4 | 2.9 | 3.5 | 2.7 | 3.4 | 4.4 |
| 2. Mostly disagree | 3.8 | 6.9 | 1.1 | 3.8 | 4.4 | 2.7 | 4.0 | 4.0 | 4.1 | 3.5 | 4.5 | 3.1 | 4.1 | 3.7 | 4.4 | 7.9 |
| 3. Neither | 4.5 | 7.4 | 2.1 | 4.6 | 2.4 | 2.6 | 5.2 | 3.9 | 6.7 | 4.0 | 6.8 | 4.6 | 4.0 | 3.9 | 6.1 | 7.7 |
| 4. Mostly agree | 20.1 | 24.1 | 16.7 | 21.4 | 17.8 | 16.4 | 19.6 | 21.3 | 22.3 | 21.1 | 18.2 | 19.5 | 20.9 | 21.9 | 19.3 | 31.3 |
| 5. Agree | 68.3 | 56.2 | 79.0 | 66.6 | 73.2 | 75.2 | 66.8 | 68.0 | 64.3 | 68.6 | 65.9 | 69.9 | 67.5 | 67.8 | 66.9 | 48.8 |
| <i>Item 7950 Subject D06</i> | <i>N</i> 2222 | 973 | 1114 | 1410 | 233 | 438 | 564 | 745 | 475 | 1610 | 428 | 991 | 497 | 237 | 361 | 33 |
| A03D: A woman should have exactly the same educational opportunities as a man | | | | | | | | | | | | | | | | |
| 1. Disagree | 1.0 | 1.6 | 0.3 | 1.3 | 1.0 | 1.4 | 1.5 | 0.7 | 0.7 | 1.0 | 0.6 | 0.4 | 2.0 | 0.4 | 0.6 | 5.5 |
| 2. Mostly disagree | 0.6 | 1.1 | 0.2 | 0.2 | 1.0 | 0.5 | 0.5 | 0.5 | 1.0 | 0.4 | 1.5 | 0.4 | 0.8 | - | 0.6 | 9.4 |
| 3. Neither | 1.8 | 2.9 | 0.6 | 1.5 | 0.5 | 0.8 | 2.1 | 1.3 | 3.3 | 2.0 | 1.8 | 1.4 | 1.0 | 1.9 | 2.5 | 14.0 |
| 4. Mostly agree | 8.3 | 12.3 | 4.5 | 7.8 | 9.2 | 7.6 | 9.5 | 7.1 | 9.6 | 7.3 | 11.3 | 7.4 | 8.3 | 8.8 | 7.9 | 11.2 |
| 5. Agree | 88.2 | 82.1 | 94.4 | 89.3 | 88.3 | 89.8 | 86.4 | 90.5 | 85.5 | 89.4 | 84.8 | 90.3 | 87.9 | 88.9 | 88.4 | 59.9 |
| <i>Item 7960 Subject D06</i> | <i>N</i> 2225 | 981 | 1110 | 1408 | 233 | 435 | 563 | 749 | 478 | 1608 | 430 | 992 | 495 | 239 | 362 | 33 |

| QUESTIONNAIRE FORM 3 2002 | TOTAL | SEX | | RACE | | REGION | | | | COLLEGE PLANS? | | ILLICIT DRUG USE: LIFETIME | | | | |
|---|---------------|------------|-------------|-------------|------------|------------|------------|------------|------------|-------------------|------------|----------------------------|------------------------|--------------|---------------|--------------------|
| | | M | F | White | Black | NE | NC | S | W | Yes | No | None | Mari- juana Only | Few Pills | More Pills | Any Her- oin |
| <i>N (Weighted No. of Cases):</i> | 2250 | 983 | 1122 | 1421 | 235 | 447 | 569 | 755 | 479 | 1621 | 432 | 1000 | 501 | 239 | 366 | 33 |
| <i>% of Weighted Total:</i> | 100.0 | 43.7 | 49.9 | 63.2 | 10.5 | 19.9 | 25.3 | 33.6 | 21.3 | 72.0 | 19.2 | 44.5 | 22.3 | 10.6 | 16.2 | 1.5 |
| A03E: It is usually better for everyone involved if the man is the achiever outside the home and the woman takes care of the home and family | | | | | | | | | | | | | | | | |
| 1. Disagree | 31.4 | 18.3 | 44.5 | 31.0 | 40.2 | 37.2 | 31.7 | 30.8 | 26.8 | 33.7 | 24.4 | 31.5 | 34.4 | 31.2 | 30.2 | 34.1 |
| 2. Mostly disagree | 16.5 | 12.9 | 20.1 | 17.5 | 13.5 | 15.5 | 19.5 | 15.2 | 15.9 | 17.4 | 13.2 | 16.9 | 18.3 | 17.5 | 14.1 | - |
| 3. Neither | 22.6 | 28.5 | 16.8 | 22.0 | 20.8 | 23.4 | 22.1 | 21.2 | 24.5 | 22.0 | 24.1 | 22.7 | 20.3 | 20.5 | 26.2 | 19.5 |
| 4. Mostly agree | 17.3 | 19.9 | 14.6 | 16.8 | 14.6 | 14.8 | 16.4 | 19.0 | 18.0 | 16.2 | 21.5 | 17.8 | 14.3 | 19.0 | 18.0 | 18.7 |
| 5. Agree | 12.2 | 20.4 | 4.1 | 12.7 | 10.9 | 9.0 | 10.2 | 13.8 | 14.8 | 10.8 | 16.9 | 11.1 | 12.8 | 11.7 | 11.6 | 27.7 |
| <i>Item 7970 Subject D05</i> | <i>N</i> 2231 | <i>979</i> | <i>1115</i> | <i>1415</i> | <i>233</i> | <i>438</i> | <i>568</i> | <i>747</i> | <i>478</i> | <i>1619</i> | <i>428</i> | <i>997</i> | <i>497</i> | <i>239</i> | <i>361</i> | <i>33</i> |
| A03F: A preschool child is likely to suffer if the mother works | | | | | | | | | | | | | | | | |
| 1. Disagree | 28.8 | 22.4 | 34.8 | 27.4 | 41.6 | 32.2 | 28.3 | 29.8 | 24.6 | 29.1 | 28.5 | 26.7 | 33.5 | 33.7 | 27.1 | 18.6 |
| 2. Mostly disagree | 21.9 | 19.7 | 24.0 | 22.7 | 26.9 | 22.4 | 21.4 | 23.7 | 19.5 | 22.3 | 21.4 | 22.1 | 20.1 | 16.7 | 25.6 | 27.1 |
| 3. Neither | 23.0 | 23.3 | 22.7 | 23.2 | 18.0 | 24.8 | 23.9 | 20.9 | 23.6 | 23.6 | 21.4 | 23.6 | 21.3 | 24.5 | 24.5 | 20.2 |
| 4. Mostly agree | 16.5 | 20.0 | 13.6 | 17.1 | 8.7 | 12.9 | 17.6 | 16.6 | 18.6 | 16.6 | 16.3 | 17.7 | 15.4 | 16.5 | 14.1 | 20.8 |
| 5. Agree | 9.7 | 14.7 | 5.0 | 9.8 | 4.8 | 7.8 | 8.8 | 9.0 | 13.7 | 8.5 | 12.4 | 9.9 | 9.7 | 8.6 | 8.7 | 13.4 |
| <i>Item 7980 Subject D05</i> | <i>N</i> 2216 | <i>975</i> | <i>1108</i> | <i>1412</i> | <i>227</i> | <i>438</i> | <i>564</i> | <i>737</i> | <i>476</i> | <i>1611</i> | <i>428</i> | <i>992</i> | <i>493</i> | <i>237</i> | <i>360</i> | <i>33</i> |
| A03G: A working mother can establish just as warm and secure a relationship with her children as a mother who does not work | | | | | | | | | | | | | | | | |
| 1. Disagree | 7.5 | 11.2 | 3.8 | 7.1 | 5.9 | 6.3 | 6.0 | 7.7 | 9.8 | 6.6 | 9.2 | 7.9 | 6.9 | 8.8 | 5.7 | 10.7 |
| 2. Mostly disagree | 13.6 | 18.2 | 10.0 | 14.6 | 7.8 | 11.5 | 14.2 | 12.8 | 15.9 | 13.2 | 16.8 | 13.3 | 13.7 | 9.1 | 18.2 | 18.9 |
| 3. Neither | 9.6 | 12.6 | 6.6 | 9.2 | 4.1 | 11.5 | 10.0 | 8.5 | 9.1 | 10.0 | 8.4 | 9.2 | 7.1 | 8.8 | 13.8 | 8.4 |
| 4. Mostly agree | 28.1 | 26.6 | 29.2 | 28.6 | 32.0 | 30.9 | 28.3 | 27.7 | 25.8 | 28.2 | 24.9 | 28.2 | 27.1 | 26.1 | 29.5 | 20.5 |
| 5. Agree | 41.3 | 31.5 | 50.3 | 40.4 | 50.3 | 39.8 | 41.5 | 43.4 | 39.4 | 42.0 | 40.6 | 41.3 | 45.3 | 47.1 | 32.8 | 41.5 |
| <i>Item 7990 Subject D05</i> | <i>N</i> 2231 | <i>978</i> | <i>1118</i> | <i>1415</i> | <i>233</i> | <i>441</i> | <i>565</i> | <i>746</i> | <i>478</i> | <i>1618</i> | <i>432</i> | <i>998</i> | <i>496</i> | <i>239</i> | <i>362</i> | <i>33</i> |
| A04: The next questions are about pollution and the environment. How much do you agree or disagree with each statement below? | | | | | | | | | | | | | | | | |
| A04A: Pollution of most types has increased in the U.S. in the last ten years | | | | | | | | | | | | | | | | |
| 1. Disagree | 1.3 | 2.0 | 0.5 | 1.0 | 2.5 | 1.6 | 1.7 | 1.2 | 0.7 | 1.2 | 1.1 | 0.9 | 1.3 | 0.7 | 1.1 | 14.1 |
| 2. Mostly disagree | 3.7 | 4.8 | 2.6 | 3.5 | 1.8 | 3.8 | 4.6 | 2.7 | 3.9 | 3.6 | 4.1 | 3.8 | 4.4 | 1.5 | 4.1 | 5.2 |
| 3. Neither | 14.7 | 15.1 | 14.0 | 14.2 | 19.3 | 14.7 | 16.1 | 12.9 | 16.0 | 13.9 | 15.3 | 14.7 | 16.4 | 14.8 | 12.3 | 15.2 |
| 4. Mostly agree | 33.9 | 32.5 | 35.4 | 33.6 | 29.4 | 34.8 | 33.9 | 33.2 | 34.1 | 34.7 | 33.6 | 35.0 | 28.9 | 33.0 | 37.1 | 30.6 |
| 5. Agree | 46.4 | 45.6 | 47.6 | 47.8 | 46.9 | 45.1 | 43.6 | 50.0 | 45.3 | 46.6 | 45.9 | 45.6 | 48.9 | 50.0 | 45.4 | 35.0 |
| <i>Item 8000 Subject F04</i> | <i>N</i> 2220 | <i>976</i> | <i>1113</i> | <i>1413</i> | <i>230</i> | <i>437</i> | <i>567</i> | <i>739</i> | <i>477</i> | <i>1613</i> | <i>430</i> | <i>994</i> | <i>495</i> | <i>239</i> | <i>363</i> | <i>33</i> |
| A04B: Government should take steps to deal with our environmental problems, even if it means that most of us pay higher prices or taxes | | | | | | | | | | | | | | | | |
| 1. Disagree | 10.0 | 13.6 | 6.4 | 8.4 | 18.4 | 9.3 | 9.1 | 9.3 | 12.6 | 8.0 | 14.4 | 9.5 | 8.4 | 6.9 | 13.2 | 22.0 |
| 2. Mostly disagree | 12.0 | 11.9 | 12.1 | 10.8 | 17.0 | 9.6 | 11.2 | 14.7 | 10.8 | 11.5 | 12.3 | 11.0 | 17.4 | 5.4 | 10.7 | 15.2 |
| 3. Neither | 22.7 | 20.1 | 24.9 | 23.0 | 14.5 | 22.3 | 23.0 | 22.0 | 23.6 | 23.8 | 20.5 | 23.0 | 19.5 | 25.4 | 25.4 | 24.9 |
| 4. Mostly agree | 35.8 | 33.3 | 37.6 | 37.7 | 29.1 | 35.5 | 37.7 | 34.5 | 35.8 | 36.2 | 36.1 | 36.0 | 34.9 | 41.7 | 32.5 | 34.0 |
| 5. Agree | 19.6 | 21.1 | 19.0 | 20.1 | 21.0 | 23.3 | 19.0 | 19.5 | 17.2 | 20.5 | 16.7 | 20.5 | 19.8 | 20.6 | 18.2 | 3.9 |
| <i>Item 8010 Subject F04, H02</i> | <i>N</i> 2218 | <i>980</i> | <i>1106</i> | <i>1406</i> | <i>232</i> | <i>438</i> | <i>568</i> | <i>738</i> | <i>475</i> | <i>1610</i> | <i>429</i> | <i>989</i> | <i>496</i> | <i>239</i> | <i>362</i> | <i>33</i> |
| A04C: I would prefer to pay more money for things that will last a long time, rather than have them cost less and break sooner | | | | | | | | | | | | | | | | |
| 1. Disagree | 2.4 | 2.9 | 1.7 | 1.4 | 2.4 | 2.9 | 2.3 | 1.7 | 3.1 | 2.0 | 2.6 | 1.4 | 3.4 | 4.2 | 1.8 | - |
| 2. Mostly disagree | 1.7 | 2.0 | 1.3 | 1.4 | 2.1 | 1.9 | 1.8 | 1.5 | 1.5 | 1.7 | 1.5 | 1.1 | 1.3 | 1.4 | 3.1 | 4.3 |
| 3. Neither | 9.5 | 10.0 | 8.3 | 8.8 | 9.8 | 7.6 | 9.8 | 9.5 | 11.0 | 9.3 | 10.3 | 8.4 | 7.7 | 11.8 | 10.0 | 25.9 |
| 4. Mostly agree | 29.3 | 26.7 | 31.6 | 30.6 | 24.0 | 29.9 | 31.8 | 29.0 | 26.0 | 30.1 | 27.2 | 31.2 | 26.0 | 26.3 | 33.1 | 25.8 |
| 5. Agree | 57.2 | 58.3 | 57.0 | 57.8 | 61.7 | 57.7 | 54.4 | 58.2 | 58.4 | 56.9 | 58.4 | 57.9 | 61.6 | 56.4 | 51.9 | 44.0 |
| <i>Item 8020 Subject F01</i> | <i>N</i> 2207 | <i>970</i> | <i>1107</i> | <i>1410</i> | <i>224</i> | <i>436</i> | <i>565</i> | <i>729</i> | <i>477</i> | <i>1605</i> | <i>426</i> | <i>994</i> | <i>484</i> | <i>238</i> | <i>362</i> | <i>32</i> |

| QUESTIONNAIRE FORM 3 2002 | TOTAL | SEX | | RACE | | REGION | | | | COLLEGE PLANS? | | ILLICIT DRUG USE: LIFETIME | | | | |
|---|---------------|------|------|-------|-------|--------|------|------|------|-------------------|------|----------------------------|------------------------|--------------|---------------|--------------------|
| | | M | F | White | Black | NE | NC | S | W | Yes | No | None | Mari- juana Only | Few Pills | More Pills | Any Her- oin |
| <i>N (Weighted No. of Cases):</i> | 2250 | 983 | 1122 | 1421 | 235 | 447 | 569 | 755 | 479 | 1621 | 432 | 1000 | 501 | 239 | 366 | 33 |
| <i>% of Weighted Total:</i> | 100.0 | 43.7 | 49.9 | 63.2 | 10.5 | 19.9 | 25.3 | 33.6 | 21.3 | 72.0 | 19.2 | 44.5 | 22.3 | 10.6 | 16.2 | 1.5 |
| A04D: I would probably be willing to use a bicycle or mass transit (if available) rather than a car to get to work | | | | | | | | | | | | | | | | |
| 1. Disagree | 37.7 | 42.9 | 32.8 | 36.7 | 52.3 | 35.2 | 35.5 | 41.9 | 35.8 | 34.0 | 49.7 | 33.5 | 42.6 | 32.7 | 45.2 | 47.0 |
| 2. Mostly disagree | 21.8 | 19.1 | 24.0 | 22.7 | 17.9 | 20.6 | 23.6 | 21.1 | 21.8 | 23.2 | 18.6 | 23.9 | 17.6 | 20.8 | 24.2 | 25.4 |
| 3. Neither | 15.3 | 13.4 | 17.0 | 14.4 | 11.7 | 14.8 | 15.5 | 14.8 | 16.4 | 15.6 | 11.9 | 17.3 | 14.1 | 17.4 | 9.1 | 11.5 |
| 4. Mostly agree | 15.0 | 13.6 | 16.4 | 15.9 | 9.9 | 16.3 | 16.2 | 13.1 | 15.1 | 16.3 | 11.1 | 14.8 | 14.2 | 21.4 | 12.0 | 10.0 |
| 5. Agree | 10.2 | 11.0 | 9.8 | 10.2 | 8.3 | 13.0 | 9.1 | 9.1 | 10.9 | 10.9 | 8.8 | 10.5 | 11.6 | 7.7 | 9.5 | 6.1 |
| <i>Item 8030 Subject F07</i> | <i>N</i> 2222 | 976 | 1115 | 1413 | 233 | 437 | 566 | 743 | 477 | 1613 | 431 | 996 | 496 | 237 | 361 | 33 |
| A04E: I would be willing to eat less meat and more grains and vegetables, if it would help provide food for starving people | | | | | | | | | | | | | | | | |
| 1. Disagree | 12.4 | 21.5 | 3.8 | 13.1 | 13.4 | 13.1 | 15.6 | 8.9 | 13.4 | 10.7 | 17.8 | 11.7 | 13.3 | 9.7 | 12.8 | 13.8 |
| 2. Mostly disagree | 11.2 | 15.6 | 6.6 | 12.0 | 11.4 | 11.3 | 12.9 | 10.8 | 9.4 | 10.8 | 12.4 | 11.5 | 9.9 | 12.5 | 11.7 | 2.7 |
| 3. Neither | 18.3 | 21.3 | 15.5 | 17.5 | 19.6 | 17.9 | 15.8 | 18.8 | 21.0 | 18.3 | 17.7 | 19.0 | 18.3 | 18.2 | 18.2 | 17.0 |
| 4. Mostly agree | 26.3 | 21.3 | 31.0 | 26.4 | 22.7 | 24.8 | 27.8 | 27.0 | 25.1 | 27.1 | 25.2 | 26.5 | 25.6 | 31.0 | 22.2 | 34.5 |
| 5. Agree | 31.8 | 20.2 | 43.0 | 31.0 | 32.9 | 32.8 | 28.0 | 34.6 | 31.2 | 33.1 | 26.8 | 31.4 | 32.9 | 28.6 | 35.2 | 32.1 |
| <i>Item 8040 Subject F03, O03</i> | <i>N</i> 2218 | 975 | 1111 | 1409 | 233 | 438 | 566 | 740 | 474 | 1609 | 430 | 989 | 497 | 239 | 362 | 33 |
| A05: In the following list you will find some statements about leisure time and work. Please show whether you agree or disagree with each statement. | | | | | | | | | | | | | | | | |
| A05A: I like the kind of work you can forget about after the work day is over | | | | | | | | | | | | | | | | |
| 1. Disagree | 10.0 | 9.5 | 9.5 | 8.6 | 15.0 | 14.4 | 8.4 | 8.9 | 9.6 | 10.1 | 8.4 | 9.8 | 13.0 | 5.5 | 6.8 | 29.3 |
| 2. Mostly disagree | 13.4 | 11.9 | 14.4 | 13.4 | 13.2 | 12.3 | 12.5 | 15.1 | 12.9 | 14.2 | 9.6 | 13.2 | 14.6 | 11.0 | 13.1 | 14.7 |
| 3. Neither | 17.6 | 17.0 | 18.5 | 18.1 | 12.6 | 19.1 | 18.5 | 15.5 | 18.2 | 19.1 | 13.5 | 19.5 | 14.0 | 17.7 | 17.9 | 18.9 |
| 4. Mostly agree | 27.4 | 27.1 | 28.3 | 27.7 | 27.2 | 26.5 | 28.3 | 26.2 | 29.2 | 27.6 | 29.1 | 27.7 | 27.2 | 29.3 | 26.3 | 17.6 |
| 5. Agree | 31.6 | 34.5 | 29.3 | 32.2 | 32.0 | 27.7 | 32.3 | 34.3 | 30.1 | 29.1 | 39.4 | 29.8 | 31.2 | 36.4 | 35.9 | 19.4 |
| <i>Item 8050 Subject C04</i> | <i>N</i> 2227 | 977 | 1118 | 1417 | 232 | 437 | 567 | 746 | 477 | 1616 | 430 | 996 | 495 | 239 | 365 | 33 |
| A05B: To me, work is nothing more than making a living | | | | | | | | | | | | | | | | |
| 1. Disagree | 24.8 | 20.7 | 29.5 | 25.8 | 28.1 | 26.2 | 23.7 | 26.1 | 23.0 | 26.8 | 18.4 | 26.8 | 24.6 | 27.9 | 20.1 | 39.4 |
| 2. Mostly disagree | 26.3 | 23.3 | 29.7 | 27.2 | 18.2 | 25.0 | 29.2 | 23.9 | 27.9 | 28.8 | 19.6 | 29.9 | 25.9 | 19.6 | 23.1 | 27.7 |
| 3. Neither | 14.2 | 16.5 | 11.7 | 14.9 | 7.8 | 15.7 | 14.7 | 12.9 | 14.2 | 14.3 | 12.9 | 14.9 | 12.0 | 15.9 | 14.5 | 11.8 |
| 4. Mostly agree | 18.7 | 19.6 | 17.5 | 18.6 | 21.3 | 18.1 | 18.9 | 18.7 | 19.0 | 16.8 | 25.1 | 14.6 | 21.5 | 19.4 | 25.2 | 9.0 |
| 5. Agree | 16.0 | 20.0 | 11.5 | 13.5 | 24.6 | 15.0 | 13.6 | 18.5 | 15.9 | 13.3 | 24.0 | 13.8 | 16.0 | 17.2 | 17.1 | 12.1 |
| <i>Item 8060 Subject C06</i> | <i>N</i> 2226 | 975 | 1119 | 1414 | 233 | 438 | 565 | 748 | 476 | 1618 | 427 | 997 | 494 | 239 | 365 | 33 |
| A05C: I expect my work to be a very central part of my life | | | | | | | | | | | | | | | | |
| 1. Disagree | 5.9 | 6.4 | 5.2 | 6.2 | 5.7 | 4.3 | 5.4 | 7.0 | 6.1 | 5.6 | 5.9 | 5.5 | 7.2 | 6.2 | 5.2 | 5.3 |
| 2. Mostly disagree | 12.1 | 12.7 | 11.3 | 13.0 | 7.3 | 12.4 | 13.2 | 11.4 | 11.6 | 12.3 | 11.5 | 12.3 | 9.4 | 11.4 | 13.0 | 26.0 |
| 3. Neither | 21.5 | 20.8 | 22.8 | 21.8 | 15.6 | 21.1 | 21.5 | 21.6 | 21.9 | 21.3 | 22.0 | 21.0 | 19.7 | 18.5 | 26.1 | 22.4 |
| 4. Mostly agree | 38.2 | 35.5 | 40.8 | 38.6 | 39.2 | 38.0 | 41.5 | 37.8 | 35.3 | 39.6 | 37.3 | 38.4 | 38.0 | 45.9 | 36.3 | 37.3 |
| 5. Agree | 22.3 | 24.6 | 19.9 | 20.3 | 32.2 | 24.2 | 18.5 | 22.2 | 25.2 | 21.1 | 23.4 | 22.9 | 25.7 | 18.1 | 19.5 | 9.2 |
| <i>Item 8070 Subject C06</i> | <i>N</i> 2216 | 973 | 1111 | 1407 | 232 | 435 | 564 | 744 | 472 | 1611 | 425 | 990 | 495 | 236 | 363 | 33 |
| A05D: I want to do my best in my job, even if this sometimes means working overtime | | | | | | | | | | | | | | | | |
| 1. Disagree | 2.6 | 3.3 | 1.6 | 1.8 | 4.8 | 3.1 | 3.1 | 2.0 | 2.3 | 1.9 | 3.6 | 1.8 | 2.7 | 2.9 | 2.3 | 9.9 |
| 2. Mostly disagree | 3.0 | 3.7 | 2.2 | 2.6 | 3.3 | 3.0 | 4.1 | 3.1 | 1.5 | 2.7 | 4.6 | 3.0 | 2.3 | 2.9 | 3.8 | 9.9 |
| 3. Neither | 9.1 | 10.9 | 8.0 | 9.2 | 8.6 | 11.8 | 8.2 | 8.2 | 8.9 | 9.9 | 7.5 | 9.6 | 9.7 | 7.4 | 8.7 | 13.7 |
| 4. Mostly agree | 37.8 | 35.3 | 39.1 | 38.9 | 31.6 | 37.1 | 42.1 | 34.7 | 38.0 | 38.2 | 35.5 | 36.6 | 35.0 | 45.8 | 39.6 | 23.4 |
| 5. Agree | 47.6 | 46.8 | 49.1 | 47.6 | 51.7 | 44.9 | 42.5 | 51.9 | 49.3 | 47.3 | 48.8 | 48.9 | 50.2 | 40.9 | 45.5 | 43.1 |
| <i>Item 8080 Subject C06</i> | <i>N</i> 2223 | 975 | 1116 | 1416 | 231 | 438 | 566 | 745 | 474 | 1614 | 428 | 995 | 494 | 239 | 364 | 33 |

MONITORING THE FUTURE

| QUESTIONNAIRE FORM 3 2002 | TOTAL | SEX | | RACE | | REGION | | | | COLLEGE PLANS? | | ILLICIT DRUG USE: LIFETIME | | | | |
|---|---------------|------|------|-------|-------|--------|------|------|------|-------------------|------|----------------------------|------------------------|--------------|---------------|--------------------|
| | | M | F | White | Black | NE | NC | S | W | Yes | No | None | Mari- juana Only | Few Pills | More Pills | Any Her- oin |
| <i>N (Weighted No. of Cases):</i> | 2250 | 983 | 1122 | 1421 | 235 | 447 | 569 | 755 | 479 | 1621 | 432 | 1000 | 501 | 239 | 366 | 33 |
| <i>% of Weighted Total:</i> | 100.0 | 43.7 | 49.9 | 63.2 | 10.5 | 19.9 | 25.3 | 33.6 | 21.3 | 72.0 | 19.2 | 44.5 | 22.3 | 10.6 | 16.2 | 1.5 |
| A05E: I would like to stay in the same job for most of my adult life | | | | | | | | | | | | | | | | |
| 1. Disagree | 10.4 | 11.1 | 9.8 | 7.9 | 17.6 | 10.2 | 8.1 | 11.7 | 11.1 | 9.0 | 12.9 | 9.2 | 13.3 | 10.2 | 7.1 | 5.8 |
| 2. Mostly disagree | 9.2 | 9.1 | 9.3 | 7.8 | 7.9 | 9.6 | 9.8 | 7.3 | 11.2 | 9.6 | 8.4 | 10.1 | 9.3 | 6.4 | 8.2 | 17.1 |
| 3. Neither | 16.8 | 16.5 | 17.0 | 15.3 | 13.1 | 21.1 | 13.8 | 14.7 | 19.9 | 17.6 | 12.0 | 16.7 | 14.5 | 21.6 | 18.0 | 16.6 |
| 4. Mostly agree | 31.1 | 31.5 | 30.0 | 32.8 | 29.5 | 27.4 | 34.6 | 30.7 | 30.9 | 30.7 | 33.7 | 30.4 | 34.0 | 25.7 | 32.4 | 27.3 |
| 5. Agree | 32.5 | 31.7 | 33.9 | 36.2 | 31.9 | 31.7 | 33.7 | 35.7 | 26.9 | 33.1 | 33.0 | 33.6 | 28.9 | 36.1 | 34.2 | 33.3 |
| <i>Item 8090 Subject C03</i> | <i>N</i> 2222 | 974 | 1117 | 1411 | 233 | 437 | 564 | 746 | 475 | 1615 | 426 | 994 | 497 | 237 | 362 | 33 |
| A06: If you were to get enough money to live as comfortably as you'd like for the rest of your life, would you want to work? | | | | | | | | | | | | | | | | |
| 1. I would want to work | 69.9 | 62.8 | 75.2 | 69.2 | 65.2 | 66.2 | 68.5 | 71.9 | 72.1 | 70.7 | 66.8 | 73.7 | 74.5 | 67.0 | 55.5 | 65.8 |
| 2. I would not want to work | 30.1 | 37.2 | 24.8 | 30.8 | 34.8 | 33.8 | 31.5 | 28.1 | 27.9 | 29.3 | 33.2 | 26.3 | 25.5 | 33.0 | 44.5 | 34.2 |
| <i>Item 8100 Subject C06</i> | <i>N</i> 2126 | 922 | 1086 | 1369 | 221 | 422 | 549 | 705 | 450 | 1548 | 415 | 956 | 479 | 228 | 342 | 32 |
| The next questions are about living or working with people of different races. Please rate each of the statements below using the following terms: | | | | | | | | | | | | | | | | |
| Not at all acceptable: I'd avoid this if I possibly could. | | | | | | | | | | | | | | | | |
| Somewhat acceptable: I could live with this, but not be happy about it. | | | | | | | | | | | | | | | | |
| Acceptable: This would be O.K., or I'd be neutral about this. | | | | | | | | | | | | | | | | |
| Desirable: I'd really like this. | | | | | | | | | | | | | | | | |
| A07: How would you feel about . . . | | | | | | | | | | | | | | | | |
| A07A: Having close personal friends of another race? | | | | | | | | | | | | | | | | |
| 1. Not at all acceptable | 1.3 | 2.2 | 0.5 | 1.4 | 0.8 | 2.0 | 2.4 | 0.9 | 0.2 | 1.0 | 2.7 | 1.3 | 1.2 | 0.6 | 1.3 | 7.9 |
| 2. Somewhat acceptable | 2.6 | 2.9 | 1.9 | 2.8 | 2.7 | 1.4 | 2.1 | 4.0 | 2.3 | 2.0 | 3.6 | 1.5 | 2.5 | 2.4 | 3.5 | 11.0 |
| 3. Acceptable | 51.3 | 60.5 | 43.0 | 54.3 | 57.4 | 51.6 | 53.0 | 55.6 | 42.2 | 48.7 | 62.3 | 52.9 | 47.4 | 53.3 | 52.2 | 45.6 |
| 4. Desirable | 44.7 | 34.4 | 54.5 | 41.5 | 39.1 | 45.1 | 42.5 | 39.5 | 55.3 | 48.3 | 31.4 | 44.3 | 48.9 | 43.8 | 43.0 | 35.5 |
| <i>Item 8110 Subject N01</i> | <i>N</i> 2220 | 979 | 1115 | 1418 | 234 | 434 | 566 | 746 | 474 | 1612 | 432 | 993 | 497 | 239 | 365 | 33 |
| A07B: Having a job with a supervisor of a different race? | | | | | | | | | | | | | | | | |
| 1. Not at all acceptable | 1.6 | 3.0 | 0.5 | 2.1 | 0.1 | 1.9 | 2.7 | 1.0 | 1.1 | 1.2 | 3.3 | 1.4 | 2.4 | 0.6 | 1.7 | 7.2 |
| 2. Somewhat acceptable | 4.8 | 5.7 | 3.4 | 4.6 | 7.9 | 3.1 | 5.0 | 6.2 | 3.9 | 3.8 | 6.9 | 3.0 | 3.8 | 3.3 | 6.4 | 25.6 |
| 3. Acceptable | 67.4 | 72.0 | 63.0 | 68.2 | 74.9 | 67.2 | 67.9 | 70.3 | 62.2 | 67.4 | 68.3 | 70.7 | 64.2 | 70.8 | 63.0 | 46.6 |
| 4. Desirable | 26.2 | 19.3 | 33.1 | 25.1 | 17.1 | 27.8 | 24.3 | 22.5 | 32.8 | 27.5 | 21.5 | 24.9 | 29.6 | 25.4 | 28.9 | 20.6 |
| <i>Item 8120 Subject C05, N01</i> | <i>N</i> 2220 | 978 | 1115 | 1417 | 233 | 435 | 566 | 745 | 474 | 1612 | 432 | 993 | 497 | 239 | 365 | 33 |
| A07C: Having family of a different race (but same level of education and income) move next door to you? | | | | | | | | | | | | | | | | |
| 1. Not at all acceptable | 2.0 | 3.4 | 0.7 | 2.6 | 0.3 | 2.1 | 4.0 | 1.4 | 0.5 | 1.3 | 4.7 | 1.6 | 1.7 | 1.1 | 3.2 | 11.8 |
| 2. Somewhat acceptable | 4.2 | 5.2 | 2.7 | 4.5 | 7.1 | 3.3 | 4.3 | 5.5 | 2.8 | 3.0 | 7.0 | 4.0 | 3.8 | 3.7 | 4.8 | 6.9 |
| 3. Acceptable | 57.9 | 65.8 | 50.6 | 59.0 | 63.5 | 59.4 | 58.9 | 58.9 | 53.5 | 57.4 | 59.9 | 58.5 | 54.2 | 64.5 | 57.6 | 47.0 |
| 4. Desirable | 35.9 | 25.6 | 46.0 | 33.9 | 29.2 | 35.1 | 32.8 | 34.2 | 43.2 | 38.3 | 28.3 | 36.0 | 40.3 | 30.7 | 34.4 | 34.3 |
| <i>Item 8130 Subject N01</i> | <i>N</i> 2219 | 978 | 1115 | 1418 | 233 | 435 | 567 | 745 | 472 | 1613 | 432 | 994 | 496 | 239 | 365 | 33 |
| A07D: Having your (future) children's friends be all of your race? | | | | | | | | | | | | | | | | |
| 1. Not at all acceptable | 15.3 | 11.6 | 18.8 | 14.3 | 12.6 | 15.4 | 13.4 | 15.3 | 17.4 | 16.0 | 12.0 | 14.8 | 15.2 | 16.6 | 16.2 | 18.6 |
| 2. Somewhat acceptable | 22.3 | 20.0 | 24.4 | 23.6 | 14.9 | 24.4 | 22.1 | 19.9 | 24.3 | 23.4 | 19.1 | 19.8 | 22.1 | 26.8 | 26.2 | 22.6 |
| 3. Acceptable | 47.7 | 53.5 | 42.3 | 47.5 | 54.9 | 47.2 | 50.0 | 48.1 | 44.6 | 47.5 | 49.5 | 51.1 | 44.9 | 48.6 | 44.1 | 33.3 |
| 4. Desirable | 14.8 | 14.9 | 14.5 | 14.7 | 17.6 | 13.0 | 14.5 | 16.7 | 13.8 | 13.1 | 19.4 | 14.3 | 17.8 | 8.1 | 13.6 | 25.4 |
| <i>Item 8140 Subject N01</i> | <i>N</i> 2201 | 974 | 1103 | 1413 | 232 | 433 | 564 | 742 | 462 | 1603 | 427 | 987 | 492 | 236 | 365 | 32 |

| QUESTIONNAIRE FORM 3 2002 | TOTAL | SEX | | RACE | | REGION | | | | COLLEGE PLANS? | | ILLICIT DRUG USE: LIFETIME | | | | |
|---|---------------|------|------|-------|-------|--------|------|------|------|-------------------|------|----------------------------|------------------------|--------------|---------------|--------------------|
| | | M | F | White | Black | NE | NC | S | W | Yes | No | None | Mari- juana Only | Few Pills | More Pills | Any Her- oin |
| <i>N (Weighted No. of Cases):</i> | 2250 | 983 | 1122 | 1421 | 235 | 447 | 569 | 755 | 479 | 1621 | 432 | 1000 | 501 | 239 | 366 | 33 |
| <i>% of Weighted Total:</i> | 100.0 | 43.7 | 49.9 | 63.2 | 10.5 | 19.9 | 25.3 | 33.6 | 21.3 | 72.0 | 19.2 | 44.5 | 22.3 | 10.6 | 16.2 | 1.5 |
| A07E: Having some of your (future) children's friends be of other races? | | | | | | | | | | | | | | | | |
| 1. Not at all acceptable | 1.9 | 2.5 | 1.2 | 1.8 | 1.3 | 2.8 | 2.0 | 2.0 | 0.7 | 1.4 | 3.2 | 1.7 | 1.7 | 1.1 | 1.9 | 6.6 |
| 2. Somewhat acceptable | 4.9 | 6.2 | 3.4 | 5.5 | 2.9 | 3.9 | 5.2 | 5.3 | 4.7 | 3.9 | 8.1 | 4.0 | 4.0 | 3.5 | 6.3 | 15.7 |
| 3. Acceptable | 51.2 | 59.7 | 42.8 | 53.0 | 60.6 | 50.7 | 53.5 | 54.4 | 43.8 | 49.7 | 57.2 | 54.0 | 48.7 | 49.4 | 50.1 | 27.3 |
| 4. Desirable | 42.0 | 31.6 | 52.6 | 39.7 | 35.3 | 42.6 | 39.3 | 38.3 | 50.8 | 45.0 | 31.4 | 40.2 | 45.6 | 45.9 | 41.7 | 50.4 |
| <i>Item 8150 Subject N01</i> | <i>N</i> 2213 | 974 | 1113 | 1417 | 234 | 435 | 566 | 742 | 469 | 1610 | 429 | 992 | 497 | 239 | 365 | 29 |
| A08: How would you feel about having a job where . . . | | | | | | | | | | | | | | | | |
| A08A: . . . all the employees are of your race? | | | | | | | | | | | | | | | | |
| 1. Not at all acceptable | 9.5 | 7.5 | 11.2 | 7.6 | 10.5 | 8.8 | 8.7 | 9.6 | 11.0 | 9.7 | 7.7 | 9.1 | 10.8 | 8.2 | 10.1 | 5.0 |
| 2. Somewhat acceptable | 20.5 | 18.0 | 23.3 | 17.8 | 27.8 | 21.5 | 18.3 | 19.6 | 23.8 | 21.7 | 18.0 | 20.6 | 19.4 | 23.3 | 21.8 | 31.2 |
| 3. Acceptable | 56.3 | 60.4 | 52.7 | 59.3 | 51.9 | 56.5 | 57.3 | 56.3 | 55.1 | 56.6 | 55.8 | 58.3 | 54.1 | 59.3 | 53.8 | 37.8 |
| 4. Desirable | 13.6 | 14.1 | 12.9 | 15.4 | 9.8 | 13.2 | 15.7 | 14.5 | 10.1 | 12.1 | 18.5 | 12.0 | 15.7 | 9.2 | 14.3 | 25.9 |
| <i>Item 8160 Subject C05, N01</i> | <i>N</i> 2213 | 974 | 1115 | 1415 | 234 | 436 | 562 | 745 | 469 | 1609 | 430 | 991 | 497 | 239 | 364 | 33 |
| A08B: . . . some employees are of a different race? | | | | | | | | | | | | | | | | |
| 1. Not at all acceptable | 0.9 | 1.4 | 0.2 | 0.7 | 0.5 | 1.8 | 1.1 | 0.4 | 0.7 | 0.9 | 1.2 | 0.4 | 1.3 | 0.4 | 0.9 | 3.7 |
| 2. Somewhat acceptable | 4.1 | 4.6 | 3.3 | 3.9 | 6.8 | 2.9 | 4.4 | 4.1 | 5.0 | 3.1 | 6.5 | 4.5 | 3.7 | 2.5 | 2.8 | 16.4 |
| 3. Acceptable | 64.8 | 72.1 | 58.5 | 66.6 | 64.9 | 68.9 | 64.4 | 66.1 | 59.2 | 63.7 | 69.8 | 65.6 | 62.7 | 67.4 | 64.7 | 37.0 |
| 4. Desirable | 30.2 | 21.8 | 38.0 | 28.8 | 27.9 | 26.4 | 30.1 | 29.5 | 35.1 | 32.3 | 22.6 | 29.5 | 32.4 | 29.7 | 31.6 | 42.9 |
| <i>Item 8170 Subject C05, N01</i> | <i>N</i> 2213 | 973 | 1116 | 1415 | 234 | 436 | 563 | 744 | 470 | 1611 | 430 | 992 | 497 | 239 | 364 | 32 |
| A08C: . . . most employees are of a different race? | | | | | | | | | | | | | | | | |
| 1. Not at all acceptable | 5.7 | 6.8 | 4.6 | 7.2 | 4.0 | 5.8 | 6.9 | 7.4 | 1.4 | 5.2 | 6.9 | 4.3 | 5.8 | 4.7 | 8.4 | 15.5 |
| 2. Somewhat acceptable | 19.7 | 19.3 | 19.9 | 23.1 | 17.9 | 16.7 | 23.6 | 22.1 | 13.9 | 19.7 | 20.7 | 19.1 | 19.7 | 17.9 | 24.4 | 10.7 |
| 3. Acceptable | 60.5 | 62.3 | 59.2 | 61.5 | 60.5 | 64.7 | 58.9 | 59.0 | 60.8 | 61.3 | 60.6 | 62.3 | 59.0 | 65.8 | 54.3 | 58.3 |
| 4. Desirable | 14.2 | 11.6 | 16.3 | 8.3 | 17.6 | 12.8 | 10.6 | 11.5 | 23.9 | 13.8 | 11.7 | 14.3 | 15.6 | 11.7 | 13.0 | 15.5 |
| <i>Item 8180 Subject C05, N01</i> | <i>N</i> 2214 | 976 | 1115 | 1417 | 234 | 436 | 563 | 743 | 472 | 1611 | 432 | 993 | 497 | 239 | 364 | 32 |
| A09: How would you feel about living in an area where . . . | | | | | | | | | | | | | | | | |
| A09A: . . . all the neighbors are of your race? | | | | | | | | | | | | | | | | |
| 1. Not at all acceptable | 7.2 | 5.8 | 7.9 | 4.9 | 11.2 | 6.6 | 5.6 | 6.5 | 10.7 | 7.2 | 5.1 | 7.0 | 6.7 | 7.9 | 8.2 | 2.9 |
| 2. Somewhat acceptable | 15.2 | 13.3 | 17.5 | 13.3 | 19.5 | 16.3 | 14.8 | 11.7 | 20.5 | 15.9 | 14.2 | 14.4 | 15.2 | 14.4 | 16.7 | 41.0 |
| 3. Acceptable | 59.1 | 62.2 | 56.8 | 61.3 | 58.2 | 59.6 | 59.5 | 61.8 | 53.9 | 60.4 | 56.1 | 61.0 | 57.8 | 63.0 | 55.7 | 34.9 |
| 4. Desirable | 18.5 | 18.7 | 17.9 | 20.6 | 11.1 | 17.6 | 20.2 | 20.0 | 15.0 | 16.5 | 24.5 | 17.5 | 20.3 | 14.6 | 19.4 | 21.2 |
| <i>Item 8190 Subject N01</i> | <i>N</i> 2212 | 975 | 1114 | 1412 | 234 | 436 | 563 | 742 | 471 | 1611 | 430 | 991 | 497 | 239 | 362 | 33 |
| A09B: . . . some of the neighbors are of other races? | | | | | | | | | | | | | | | | |
| 1. Not at all acceptable | 0.8 | 1.7 | 0.1 | 1.0 | - | 1.4 | 1.5 | 0.4 | 0.2 | 0.5 | 2.1 | 0.6 | 1.6 | 0.2 | 0.5 | 3.7 |
| 2. Somewhat acceptable | 5.8 | 7.4 | 3.4 | 5.1 | 8.9 | 4.3 | 5.4 | 6.7 | 6.3 | 4.8 | 7.6 | 5.3 | 5.3 | 4.7 | 5.5 | 18.6 |
| 3. Acceptable | 68.2 | 71.4 | 66.1 | 71.2 | 66.6 | 72.0 | 69.2 | 68.2 | 63.7 | 68.9 | 69.8 | 69.6 | 66.2 | 70.2 | 68.9 | 48.3 |
| 4. Desirable | 25.1 | 19.5 | 30.4 | 22.7 | 24.5 | 22.3 | 23.9 | 24.7 | 29.8 | 25.8 | 20.5 | 24.5 | 26.8 | 24.9 | 25.1 | 29.4 |
| <i>Item 8200 Subject N01</i> | <i>N</i> 2212 | 976 | 1114 | 1414 | 233 | 435 | 562 | 741 | 473 | 1610 | 432 | 992 | 496 | 239 | 362 | 33 |
| A09C: . . . most of the neighbors are of other races? | | | | | | | | | | | | | | | | |
| 1. Not at all acceptable | 9.2 | 11.1 | 7.3 | 11.9 | 5.6 | 7.4 | 10.9 | 12.3 | 4.2 | 8.8 | 11.1 | 7.8 | 9.8 | 10.2 | 12.1 | 13.3 |
| 2. Somewhat acceptable | 23.7 | 23.7 | 23.9 | 28.5 | 16.0 | 25.2 | 28.3 | 24.7 | 15.1 | 23.9 | 25.0 | 22.4 | 22.7 | 21.7 | 31.1 | 27.6 |
| 3. Acceptable | 56.0 | 56.6 | 56.1 | 53.5 | 63.6 | 57.7 | 52.3 | 55.3 | 59.9 | 56.8 | 54.6 | 58.4 | 55.7 | 57.0 | 49.4 | 47.1 |
| 4. Desirable | 11.1 | 8.6 | 12.8 | 6.0 | 14.8 | 9.7 | 8.5 | 7.7 | 20.7 | 10.6 | 9.3 | 11.5 | 11.8 | 11.2 | 7.4 | 12.0 |
| <i>Item 8210 Subject N01</i> | <i>N</i> 2202 | 971 | 1108 | 1404 | 233 | 433 | 560 | 738 | 472 | 1607 | 428 | 988 | 495 | 238 | 360 | 31 |

| QUESTIONNAIRE FORM 3 2002 | TOTAL | SEX | | RACE | | REGION | | | | COLLEGE PLANS? | | ILLICIT DRUG USE: LIFETIME | | | | |
|---|---------------|------------|-------------|-------------|------------|------------|------------|------------|------------|-------------------|------------|----------------------------|------------------------|--------------|---------------|--------------------|
| | | M | F | White | Black | NE | NC | S | W | Yes | No | None | Mari- juana Only | Few Pills | More Pills | Any Her- oin |
| <i>N (Weighted No. of Cases):</i> | 2250 | 983 | 1122 | 1421 | 235 | 447 | 569 | 755 | 479 | 1621 | 432 | 1000 | 501 | 239 | 366 | 33 |
| <i>% of Weighted Total:</i> | 100.0 | 43.7 | 49.9 | 63.2 | 10.5 | 19.9 | 25.3 | 33.6 | 21.3 | 72.0 | 19.2 | 44.5 | 22.3 | 10.6 | 16.2 | 1.5 |
| A10: How would you feel about having your (future) children go to schools where . . . | | | | | | | | | | | | | | | | |
| A10A: . . . all the children are of your race? | | | | | | | | | | | | | | | | |
| 1. Not at all acceptable | 14.6 | 13.1 | 16.2 | 11.2 | 17.1 | 14.1 | 11.0 | 13.4 | 21.3 | 15.8 | 10.6 | 14.4 | 13.8 | 14.8 | 17.7 | 9.5 |
| 2. Somewhat acceptable | 15.4 | 11.7 | 18.1 | 14.4 | 18.2 | 14.2 | 14.7 | 14.4 | 19.1 | 16.0 | 12.8 | 14.8 | 16.5 | 13.9 | 15.9 | 22.1 |
| 3. Acceptable | 53.5 | 58.3 | 49.7 | 56.3 | 50.9 | 57.9 | 53.8 | 54.2 | 48.1 | 53.4 | 56.0 | 56.0 | 52.1 | 59.4 | 47.9 | 39.7 |
| 4. Desirable | 16.4 | 16.9 | 15.9 | 18.1 | 13.8 | 13.8 | 20.6 | 18.0 | 11.5 | 14.9 | 20.6 | 14.7 | 17.6 | 11.9 | 18.4 | 28.7 |
| <i>Item 8220 Subject B03, N01</i> | <i>N</i> 2206 | <i>970</i> | <i>1112</i> | <i>1410</i> | <i>234</i> | <i>436</i> | <i>560</i> | <i>741</i> | <i>469</i> | <i>1609</i> | <i>428</i> | <i>989</i> | <i>495</i> | <i>239</i> | <i>360</i> | <i>33</i> |
| A10B: . . . some of the children are of other races? | | | | | | | | | | | | | | | | |
| 1. Not at all acceptable | 1.2 | 1.9 | 0.3 | 1.1 | 0.7 | 2.5 | 2.0 | 0.5 | 0.2 | 0.8 | 2.1 | 1.0 | 0.9 | 0.8 | 1.1 | 3.7 |
| 2. Somewhat acceptable | 4.7 | 5.7 | 3.2 | 5.0 | 3.7 | 5.9 | 4.6 | 4.9 | 3.4 | 4.2 | 6.4 | 3.4 | 4.8 | 2.4 | 6.8 | 24.6 |
| 3. Acceptable | 64.2 | 69.1 | 60.4 | 65.4 | 65.9 | 65.9 | 63.2 | 63.9 | 64.0 | 63.1 | 69.5 | 66.5 | 62.6 | 68.0 | 62.4 | 33.1 |
| 4. Desirable | 29.9 | 23.3 | 36.1 | 28.4 | 29.7 | 25.7 | 30.2 | 30.7 | 32.4 | 31.9 | 22.1 | 29.0 | 31.7 | 28.7 | 29.7 | 38.6 |
| <i>Item 8230 Subject B03, N01</i> | <i>N</i> 2208 | <i>970</i> | <i>1113</i> | <i>1411</i> | <i>235</i> | <i>436</i> | <i>561</i> | <i>742</i> | <i>469</i> | <i>1609</i> | <i>428</i> | <i>987</i> | <i>496</i> | <i>239</i> | <i>362</i> | <i>33</i> |
| A10C: . . . most of the children are of other races? | | | | | | | | | | | | | | | | |
| 1. Not at all acceptable | 11.5 | 12.2 | 10.4 | 14.3 | 8.8 | 9.7 | 14.6 | 14.2 | 5.3 | 11.0 | 12.7 | 9.1 | 12.8 | 11.1 | 15.6 | 14.0 |
| 2. Somewhat acceptable | 25.2 | 24.3 | 26.7 | 30.5 | 20.0 | 26.2 | 30.5 | 27.1 | 14.7 | 25.8 | 24.6 | 26.5 | 21.0 | 24.2 | 29.8 | 23.2 |
| 3. Acceptable | 51.8 | 54.9 | 49.3 | 48.8 | 54.9 | 54.1 | 47.2 | 48.0 | 61.3 | 51.7 | 53.6 | 52.9 | 53.4 | 55.1 | 44.7 | 46.2 |
| 4. Desirable | 11.5 | 8.6 | 13.6 | 6.4 | 16.2 | 10.0 | 7.7 | 10.6 | 18.7 | 11.5 | 9.2 | 11.5 | 12.8 | 9.6 | 9.9 | 16.7 |
| <i>Item 8240 Subject B03, N01</i> | <i>N</i> 2205 | <i>972</i> | <i>1110</i> | <i>1410</i> | <i>234</i> | <i>436</i> | <i>559</i> | <i>741</i> | <i>470</i> | <i>1609</i> | <i>429</i> | <i>988</i> | <i>495</i> | <i>239</i> | <i>360</i> | <i>33</i> |
| A11: What race are your close friends? | | | | | | | | | | | | | | | | |
| 1. All my race | 23.9 | 25.1 | 23.0 | 26.9 | 35.2 | 21.3 | 29.5 | 28.1 | 13.3 | 23.3 | 27.7 | 25.1 | 27.7 | 14.6 | 20.3 | 25.9 |
| 2. Almost all my race | 28.0 | 27.1 | 29.5 | 33.9 | 19.2 | 29.4 | 33.3 | 26.4 | 23.0 | 28.6 | 27.6 | 25.4 | 30.7 | 35.6 | 29.6 | 18.8 |
| 3. Mostly my race | 22.3 | 22.3 | 22.5 | 25.7 | 15.8 | 22.0 | 23.3 | 22.1 | 21.8 | 22.4 | 22.9 | 23.6 | 17.6 | 25.1 | 24.1 | 17.3 |
| 4. About half my race | 13.4 | 12.8 | 13.6 | 9.6 | 13.9 | 12.8 | 7.6 | 14.6 | 19.2 | 14.2 | 9.0 | 14.2 | 11.6 | 12.5 | 13.5 | 33.0 |
| 5. Mostly other race(s) | 7.2 | 7.4 | 6.6 | 2.9 | 9.5 | 8.7 | 4.1 | 6.2 | 10.9 | 7.2 | 6.7 | 7.2 | 5.9 | 9.2 | 6.6 | 5.0 |
| 6. Almost all other race(s) | 5.1 | 5.4 | 4.8 | 0.9 | 6.4 | 5.8 | 2.1 | 2.5 | 11.8 | 4.3 | 6.2 | 4.5 | 6.5 | 3.0 | 5.9 | - |
| <i>Item 8250 Subject N03</i> | <i>N</i> 2202 | <i>975</i> | <i>1107</i> | <i>1411</i> | <i>230</i> | <i>435</i> | <i>561</i> | <i>734</i> | <i>472</i> | <i>1602</i> | <i>430</i> | <i>986</i> | <i>495</i> | <i>239</i> | <i>359</i> | <i>33</i> |
| A12: What race are the people in your neighborhood? | | | | | | | | | | | | | | | | |
| 1. All my race | 29.5 | 29.4 | 30.2 | 38.6 | 22.4 | 27.5 | 40.2 | 32.9 | 13.4 | 28.8 | 35.5 | 28.9 | 33.1 | 27.1 | 28.8 | 30.8 |
| 2. Almost all my race | 26.5 | 29.0 | 23.9 | 32.9 | 13.8 | 27.1 | 29.0 | 25.4 | 24.7 | 27.6 | 24.7 | 26.6 | 25.8 | 27.8 | 27.8 | 11.3 |
| 3. Mostly my race | 17.3 | 16.3 | 17.9 | 17.1 | 19.0 | 15.7 | 14.7 | 19.0 | 18.9 | 17.5 | 15.2 | 16.8 | 17.5 | 19.0 | 16.0 | 16.9 |
| 4. About half my race | 11.4 | 10.0 | 12.8 | 8.5 | 15.0 | 12.8 | 7.4 | 10.1 | 16.7 | 11.1 | 10.8 | 10.9 | 10.0 | 10.6 | 12.5 | 34.6 |
| 5. Mostly other race(s) | 8.6 | 8.8 | 8.1 | 2.1 | 15.6 | 10.4 | 4.0 | 7.6 | 14.1 | 8.5 | 8.4 | 9.8 | 6.1 | 9.4 | 8.9 | 1.0 |
| 6. Almost all other race(s) | 6.8 | 6.5 | 7.0 | 0.9 | 14.2 | 6.5 | 4.7 | 5.0 | 12.1 | 6.4 | 5.5 | 7.1 | 7.4 | 6.2 | 6.1 | 5.4 |
| <i>Item 8260 Subject N03</i> | <i>N</i> 2201 | <i>977</i> | <i>1105</i> | <i>1409</i> | <i>231</i> | <i>434</i> | <i>561</i> | <i>733</i> | <i>472</i> | <i>1602</i> | <i>430</i> | <i>987</i> | <i>494</i> | <i>239</i> | <i>360</i> | <i>33</i> |
| A13: What race were the students in the elementary school where you spent the most time? | | | | | | | | | | | | | | | | |
| 1. All my race | 25.2 | 26.7 | 23.9 | 30.6 | 23.3 | 25.5 | 39.7 | 24.4 | 8.8 | 24.4 | 29.9 | 24.6 | 25.2 | 29.4 | 22.5 | 34.0 |
| 2. Almost all my race | 27.7 | 27.4 | 28.3 | 34.5 | 15.3 | 29.5 | 28.8 | 26.1 | 27.5 | 29.9 | 22.6 | 28.8 | 27.5 | 25.4 | 30.2 | 23.3 |
| 3. Mostly my race | 15.6 | 16.0 | 15.6 | 15.8 | 15.4 | 16.6 | 10.1 | 16.8 | 19.6 | 15.4 | 15.2 | 15.8 | 13.8 | 15.8 | 15.5 | 23.6 |
| 4. About half my race | 15.3 | 14.3 | 15.8 | 13.4 | 19.3 | 12.6 | 11.7 | 18.4 | 17.4 | 14.8 | 16.6 | 15.0 | 17.0 | 12.9 | 15.4 | 14.0 |
| 5. Mostly other race(s) | 9.3 | 9.1 | 9.1 | 3.4 | 14.5 | 10.2 | 5.3 | 7.9 | 15.6 | 9.3 | 8.2 | 9.8 | 8.7 | 11.4 | 7.5 | 4.4 |
| 6. Almost all other race(s) | 6.7 | 6.5 | 7.2 | 2.2 | 12.1 | 5.7 | 4.3 | 6.4 | 11.0 | 6.3 | 7.5 | 6.0 | 7.8 | 5.2 | 8.9 | 0.7 |
| <i>Item 8270 Subject B03, N03</i> | <i>N</i> 2196 | <i>973</i> | <i>1104</i> | <i>1408</i> | <i>228</i> | <i>434</i> | <i>561</i> | <i>733</i> | <i>468</i> | <i>1600</i> | <i>428</i> | <i>984</i> | <i>494</i> | <i>239</i> | <i>358</i> | <i>33</i> |
| A14: What race are the students in your present school (if you are in school)? | | | | | | | | | | | | | | | | |
| 1. All my race | 9.3 | 10.5 | 8.1 | 10.1 | 16.1 | 6.9 | 13.0 | 11.7 | 3.5 | 8.8 | 12.0 | 8.7 | 8.5 | 9.8 | 8.1 | 42.1 |
| 2. Almost all my race | 28.5 | 29.2 | 29.3 | 35.1 | 21.1 | 27.9 | 42.1 | 27.5 | 14.3 | 29.3 | 30.0 | 29.4 | 28.6 | 29.2 | 28.2 | 18.9 |
| 3. Mostly my race | 23.0 | 25.0 | 21.8 | 27.8 | 10.4 | 27.1 | 21.2 | 23.2 | 21.2 | 23.8 | 21.8 | 22.9 | 23.4 | 24.2 | 24.7 | 21.0 |
| 4. About half my race | 19.3 | 17.2 | 20.4 | 19.4 | 18.8 | 17.4 | 10.9 | 23.0 | 25.4 | 19.3 | 17.4 | 18.1 | 19.4 | 18.7 | 21.8 | 12.0 |
| 5. Mostly other race(s) | 11.5 | 11.1 | 11.1 | 5.6 | 21.2 | 11.4 | 7.2 | 8.6 | 21.5 | 11.3 | 10.2 | 11.9 | 11.6 | 12.9 | 9.8 | 5.9 |
| 6. Almost all other race(s) | 8.3 | 7.0 | 9.2 | 2.0 | 12.4 | 9.4 | 5.6 | 6.1 | 14.1 | 7.5 | 8.6 | 9.1 | 8.4 | 5.1 | 7.4 | - |
| <i>Item 8280 Subject B03, N03</i> | <i>N</i> 2198 | <i>974</i> | <i>1104</i> | <i>1409</i> | <i>229</i> | <i>432</i> | <i>562</i> | <i>736</i> | <i>468</i> | <i>1601</i> | <i>429</i> | <i>980</i> | <i>495</i> | <i>239</i> | <i>362</i> | <i>33</i> |

DESCRIPTIVE RESULTS: 2002

141

| QUESTIONNAIRE FORM 3 2002 | TOTAL | SEX | | RACE | | REGION | | | | COLLEGE PLANS? | | ILLICIT DRUG USE: LIFETIME | | | | |
|---|----------------|------|------|-------|-------|--------|------|------|------|-------------------|------|----------------------------|------------------------|--------------|---------------|--------------------|
| | | M | F | White | Black | NE | NC | S | W | Yes | No | None | Mari- juana Only | Few Pills | More Pills | Any Her- oin |
| <i>N (Weighted No. of Cases):</i> | 2250 | 983 | 1122 | 1421 | 235 | 447 | 569 | 755 | 479 | 1621 | 432 | 1000 | 501 | 239 | 366 | 33 |
| <i>% of Weighted Total:</i> | 100.0 | 43.7 | 49.9 | 63.2 | 10.5 | 19.9 | 25.3 | 33.6 | 21.3 | 72.0 | 19.2 | 44.5 | 22.3 | 10.6 | 16.2 | 1.5 |
| A15: What race are the people that you work with on your job (if you have a job)? | | | | | | | | | | | | | | | | |
| 1. All my race | 27.7 | 26.8 | 29.6 | 36.5 | 10.6 | 28.2 | 37.1 | 26.8 | 16.1 | 27.8 | 34.0 | 30.9 | 23.9 | 25.1 | 28.1 | 34.7 |
| 2. Almost all my race | 21.9 | 23.5 | 21.2 | 26.0 | 16.6 | 23.7 | 24.2 | 22.3 | 16.3 | 23.4 | 19.7 | 20.8 | 26.3 | 24.3 | 21.2 | 9.0 |
| 3. Mostly my race | 16.5 | 16.6 | 15.9 | 18.4 | 12.1 | 13.7 | 15.1 | 17.8 | 19.1 | 16.4 | 13.6 | 15.1 | 16.1 | 17.8 | 18.2 | 24.2 |
| 4. About half my race | 15.7 | 15.9 | 15.0 | 13.5 | 17.8 | 14.2 | 11.4 | 17.2 | 20.5 | 15.5 | 15.4 | 15.0 | 15.7 | 16.3 | 15.5 | 19.9 |
| 5. Mostly other race(s) | 9.2 | 9.1 | 9.0 | 3.2 | 21.8 | 10.6 | 6.2 | 7.6 | 14.6 | 8.1 | 9.2 | 9.1 | 8.9 | 7.9 | 9.4 | 1.3 |
| 6. Almost all other race(s) | 9.0 | 8.0 | 9.3 | 2.4 | 21.2 | 9.6 | 6.1 | 8.3 | 13.4 | 8.7 | 8.1 | 9.1 | 9.1 | 8.5 | 7.6 | 10.9 |
| <i>Item 8290 Subject N03</i> | <i>N</i> 1910 | 871 | 931 | 1272 | 177 | 390 | 512 | 628 | 380 | 1387 | 377 | 835 | 433 | 208 | 329 | 26 |
| A16: How often do you do things (like having a conversation, eating together, playing sports) with people of other races? | | | | | | | | | | | | | | | | |
| 1. Not at all | 6.6 | 7.9 | 5.4 | 6.9 | 8.8 | 5.4 | 8.5 | 7.0 | 5.1 | 4.4 | 14.5 | 7.0 | 6.3 | 4.7 | 6.2 | 21.3 |
| 2. A little | 21.2 | 19.8 | 22.3 | 25.3 | 20.6 | 18.3 | 31.1 | 21.0 | 12.2 | 21.7 | 20.8 | 21.9 | 24.1 | 18.3 | 15.8 | 35.5 |
| 3. Some | 38.6 | 40.2 | 37.4 | 42.0 | 27.4 | 39.8 | 39.7 | 37.1 | 38.4 | 38.8 | 39.1 | 39.7 | 32.1 | 43.6 | 43.0 | 19.7 |
| 4. A lot | 33.6 | 32.0 | 34.9 | 25.8 | 43.1 | 36.5 | 20.7 | 34.9 | 44.3 | 35.0 | 25.5 | 31.4 | 37.5 | 33.4 | 35.1 | 23.4 |
| <i>Item 8300 Subject N03</i> | <i>N</i> 2200 | 974 | 1105 | 1411 | 228 | 434 | 562 | 732 | 471 | 1600 | 429 | 985 | 494 | 239 | 361 | 33 |
| A17: Generally, how do you feel about the experiences you have had with people of other races? | | | | | | | | | | | | | | | | |
| 5. Very good | 26.8 | 23.0 | 30.1 | 24.8 | 22.0 | 27.1 | 24.3 | 26.5 | 29.7 | 28.6 | 20.0 | 26.3 | 27.7 | 26.2 | 25.2 | 30.6 |
| 4. Mostly good | 44.6 | 45.6 | 44.0 | 44.7 | 46.2 | 46.8 | 46.2 | 41.4 | 45.5 | 45.6 | 40.9 | 47.2 | 42.0 | 41.0 | 46.3 | 32.2 |
| 3. Mixed | 25.4 | 26.6 | 24.4 | 27.3 | 29.8 | 22.4 | 25.5 | 29.4 | 21.8 | 23.7 | 32.2 | 23.9 | 27.2 | 31.3 | 24.9 | 18.7 |
| 2. Mostly bad | 1.8 | 2.8 | 0.9 | 1.8 | 1.5 | 1.4 | 1.7 | 2.0 | 2.2 | 1.2 | 3.9 | 2.2 | 1.6 | 0.3 | 1.3 | 11.5 |
| 1. Very bad | 1.4 | 2.0 | 0.6 | 1.3 | 0.5 | 2.2 | 2.3 | 0.8 | 0.8 | 0.9 | 3.0 | 0.4 | 1.6 | 1.1 | 2.4 | 7.0 |
| <i>Item 8310 Subject N03</i> | <i>N</i> 2201 | 972 | 1108 | 1411 | 231 | 432 | 563 | 735 | 472 | 1601 | 431 | 985 | 495 | 238 | 362 | 33 |
| A18: The next questions are about some of your own plans. Are you married or engaged? | | | | | | | | | | | | | | | | |
| 1. Married—SKIP TO Q.A20 | 0.3 | - | 0.7 | 0.2 | - | - | 0.4 | 0.2 | 0.9 | 0.1 | 1.0 | 0.6 | 0.3 | 0.3 | - | - |
| 2. Engaged | 5.9 | 4.1 | 7.3 | 5.1 | 6.6 | 4.6 | 4.5 | 7.8 | 6.0 | 4.6 | 11.3 | 4.8 | 7.5 | 5.3 | 6.0 | 22.5 |
| 3. Neither | 93.7 | 95.9 | 92.0 | 94.6 | 93.4 | 95.4 | 95.1 | 92.0 | 93.2 | 95.3 | 87.7 | 94.6 | 92.2 | 94.5 | 94.0 | 77.5 |
| <i>Item 8320 Subject D01, R01</i> | <i>N</i> 2105 | 918 | 1071 | 1361 | 214 | 410 | 541 | 704 | 450 | 1542 | 401 | 950 | 475 | 227 | 347 | 29 |
| A19: If it were just up to you, what would be the ideal time for you to get married? | | | | | | | | | | | | | | | | |
| 1. Within the next year or so | 3.1 | 2.4 | 3.4 | 2.9 | 0.4 | 2.1 | 2.3 | 2.9 | 5.1 | 2.0 | 5.9 | 3.1 | 2.6 | 2.7 | 3.3 | 2.1 |
| 2. Two or three years from now | 12.6 | 10.5 | 14.0 | 12.5 | 5.6 | 7.6 | 13.3 | 12.4 | 16.6 | 9.4 | 25.8 | 12.9 | 9.4 | 17.4 | 11.4 | 23.0 |
| 3. Four or five years from now | 34.3 | 29.0 | 39.1 | 38.0 | 34.8 | 28.0 | 36.1 | 39.1 | 30.4 | 35.0 | 31.9 | 36.1 | 34.1 | 32.6 | 32.6 | 30.3 |
| 4. Over five years from now | 45.5 | 52.4 | 39.9 | 43.2 | 49.6 | 58.0 | 44.3 | 40.3 | 43.8 | 49.3 | 31.1 | 44.9 | 48.4 | 44.6 | 44.9 | 37.8 |
| 5. I don't want to marry | 4.5 | 5.7 | 3.6 | 3.4 | 9.6 | 4.2 | 4.1 | 5.3 | 4.0 | 4.3 | 5.3 | 2.9 | 5.5 | 2.7 | 7.7 | 6.8 |
| <i>Item 8330 Subject D01</i> | <i>N†</i> 2116 | 932 | 1068 | 1364 | 217 | 417 | 536 | 716 | 447 | 1554 | 397 | 954 | 469 | 229 | 352 | 31 |
| A20: Have you thought at all about whether you'd like to have children or how many you'd like to have? | | | | | | | | | | | | | | | | |
| 3. I've thought about it a lot | 31.8 | 18.8 | 43.2 | 32.4 | 34.2 | 28.7 | 30.5 | 34.6 | 31.7 | 31.4 | 32.9 | 30.1 | 32.6 | 33.2 | 33.6 | 48.9 |
| 2. I've thought about it a little | 58.6 | 66.2 | 52.4 | 58.6 | 55.2 | 61.1 | 60.8 | 56.3 | 57.3 | 59.6 | 56.5 | 59.4 | 60.3 | 60.2 | 55.1 | 44.8 |
| 1. I haven't thought about it at all | 9.6 | 15.0 | 4.4 | 9.0 | 10.6 | 10.2 | 8.7 | 9.0 | 11.0 | 9.0 | 10.6 | 10.6 | 7.1 | 6.6 | 11.3 | 6.3 |
| <i>Item 8340 Subject D02</i> | <i>N</i> 2181 | 956 | 1104 | 1398 | 226 | 428 | 563 | 723 | 468 | 1592 | 419 | 974 | 490 | 237 | 359 | 32 |
| A21: All things considered, if you could have exactly the number of children you want, what number would you choose to have? | | | | | | | | | | | | | | | | |
| 1. None | 3.3 | 3.5 | 3.3 | 3.8 | 3.0 | 1.4 | 4.6 | 3.1 | 3.8 | 3.1 | 3.8 | 3.5 | 3.1 | 3.2 | 3.8 | - |
| 2. One | 7.5 | 9.7 | 5.8 | 6.8 | 12.9 | 6.9 | 6.5 | 10.5 | 4.5 | 6.4 | 11.6 | 5.6 | 9.0 | 6.5 | 11.6 | 9.0 |
| 3. Two | 46.9 | 48.8 | 45.3 | 48.3 | 45.6 | 41.9 | 46.2 | 51.4 | 45.5 | 45.5 | 51.6 | 46.6 | 44.7 | 55.1 | 44.7 | 48.8 |
| 4. Three | 21.9 | 18.9 | 24.3 | 22.5 | 18.4 | 22.7 | 21.9 | 19.4 | 24.8 | 22.9 | 17.9 | 21.9 | 24.9 | 20.9 | 19.0 | - |
| 5. Four | 7.5 | 4.8 | 10.0 | 7.1 | 4.6 | 8.9 | 7.1 | 5.3 | 10.1 | 8.2 | 5.4 | 7.8 | 7.1 | 7.5 | 7.5 | 12.1 |
| 6. Five | 1.9 | 0.9 | 2.9 | 1.5 | 4.7 | 2.5 | 3.0 | 0.8 | 2.0 | 2.5 | 0.5 | 2.2 | 2.1 | 0.2 | 1.4 | 7.2 |
| 7. Six or more | 2.2 | 1.2 | 2.2 | 2.0 | 3.1 | 3.0 | 2.4 | 1.7 | 2.1 | 2.3 | 1.7 | 2.0 | 1.7 | 1.0 | 3.4 | 8.0 |
| 8. Don't know | 8.8 | 12.1 | 6.3 | 8.1 | 7.6 | 12.7 | 8.3 | 7.8 | 7.2 | 9.1 | 7.4 | 10.4 | 7.5 | 5.7 | 8.5 | 15.0 |
| <i>Item 8350 Subject D02</i> | <i>N</i> 2186 | 965 | 1100 | 1402 | 230 | 433 | 559 | 729 | 465 | 1592 | 420 | 977 | 494 | 235 | 360 | 31 |

†=excludes respondents for whom question was inappropriate.

| QUESTIONNAIRE FORM 3 2002 | TOTAL | SEX | | RACE | | REGION | | | | COLLEGE PLANS? | | ILLICIT DRUG USE: LIFETIME | | | | | |
|---|----------|-------------|------------|-------------|-------------|------------|------------|------------|------------|-------------------|-------------|----------------------------|------------------------|--------------|---------------|--------------------|-----------|
| | | M | F | White | Black | NE | NC | S | W | Yes | No | None | Mari- juana Only | Few Pills | More Pills | Any Her- oin | |
| <i>N (Weighted No. of Cases):</i> | 2250 | 983 | 1122 | 1421 | 235 | 447 | 569 | 755 | 479 | 1621 | 432 | 1000 | 501 | 239 | 366 | 33 | |
| <i>% of Weighted Total:</i> | 100.0 | 43.7 | 49.9 | 63.2 | 10.5 | 19.9 | 25.3 | 33.6 | 21.3 | 72.0 | 19.2 | 44.5 | 22.3 | 10.6 | 16.2 | 1.5 | |
| A22: If the "population explosion" were NOT a problem, would you choose to have a larger number of children? | | | | | | | | | | | | | | | | | |
| 4. Yes, I'm sure I would want more | 4.5 | 3.5 | 5.0 | 3.7 | 7.0 | 4.1 | 4.9 | 4.1 | 5.2 | 4.6 | 3.4 | 4.8 | 3.5 | 1.4 | 6.3 | 9.1 | |
| 3. I probably would want more | 8.5 | 7.9 | 8.6 | 7.5 | 9.0 | 11.1 | 7.8 | 7.6 | 8.5 | 7.8 | 11.1 | 7.7 | 8.8 | 8.7 | 7.8 | 30.4 | |
| 2. I probably would not want more | 28.7 | 26.3 | 30.8 | 30.5 | 18.3 | 27.7 | 29.8 | 27.6 | 30.2 | 29.4 | 27.0 | 31.1 | 27.5 | 28.4 | 26.0 | 7.9 | |
| 1. I'm sure I would not want more | 36.9 | 37.9 | 37.0 | 38.1 | 44.2 | 30.5 | 36.5 | 40.7 | 37.3 | 36.7 | 38.8 | 33.6 | 38.0 | 42.5 | 42.1 | 31.6 | |
| 8. Don't know, no idea | 21.3 | 24.4 | 18.5 | 20.2 | 21.5 | 26.6 | 20.9 | 20.1 | 18.7 | 21.5 | 19.7 | 22.8 | 22.1 | 19.0 | 17.8 | 21.0 | |
| <i>Item 8360 Subject D02, E01</i> | <i>N</i> | <i>2215</i> | <i>975</i> | <i>1117</i> | <i>1414</i> | <i>235</i> | <i>438</i> | <i>566</i> | <i>741</i> | <i>471</i> | <i>1611</i> | <i>427</i> | <i>990</i> | <i>500</i> | <i>237</i> | <i>364</i> | <i>33</i> |
| A23: If it were just up to you, how soon after getting married would you want to have your first child? | | | | | | | | | | | | | | | | | |
| 1. I don't want to have children (or get married) | 3.5 | 4.2 | 3.1 | 3.6 | 4.2 | 1.9 | 3.9 | 4.4 | 3.3 | 3.7 | 3.1 | 3.1 | 3.2 | 4.2 | 5.2 | - | |
| 2. I wouldn't wait at all | 6.0 | 7.0 | 4.1 | 4.8 | 10.9 | 7.0 | 4.8 | 4.4 | 9.0 | 4.7 | 8.3 | 5.2 | 4.1 | 6.3 | 8.6 | 5.2 | |
| 3. I would wait one year | 28.9 | 30.0 | 27.7 | 28.9 | 28.7 | 33.6 | 29.7 | 24.8 | 30.2 | 27.9 | 32.7 | 27.8 | 30.0 | 36.9 | 24.6 | 30.4 | |
| 4. I would wait two years | 29.2 | 24.3 | 33.8 | 30.1 | 27.3 | 24.0 | 32.0 | 30.9 | 28.1 | 30.2 | 26.4 | 30.4 | 28.0 | 25.2 | 30.4 | 31.9 | |
| 5. I would wait three years | 12.4 | 10.5 | 14.1 | 14.1 | 9.2 | 13.3 | 12.8 | 13.1 | 9.9 | 13.5 | 9.2 | 13.8 | 11.7 | 10.0 | 11.4 | 13.8 | |
| 6. I would wait four or five years | 7.0 | 6.9 | 7.2 | 7.1 | 4.6 | 6.0 | 4.4 | 10.2 | 6.0 | 7.9 | 5.2 | 8.1 | 4.9 | 11.1 | 5.8 | 4.4 | |
| 7. I would wait more than five years | 2.1 | 2.3 | 2.1 | 1.8 | 2.2 | 2.9 | 1.0 | 2.9 | 1.6 | 2.3 | 1.6 | 2.0 | 2.8 | 1.7 | 1.7 | 5.3 | |
| 8. Don't know, or already have a child | 10.8 | 14.6 | 7.9 | 9.4 | 12.8 | 11.2 | 11.3 | 9.4 | 12.0 | 9.8 | 13.6 | 9.6 | 15.3 | 4.5 | 12.3 | 9.1 | |
| <i>Item 8370 Subject D02</i> | <i>N</i> | <i>2182</i> | <i>961</i> | <i>1100</i> | <i>1395</i> | <i>234</i> | <i>429</i> | <i>559</i> | <i>729</i> | <i>465</i> | <i>1591</i> | <i>418</i> | <i>969</i> | <i>497</i> | <i>236</i> | <i>360</i> | <i>31</i> |
| A24: Now we'd like you to make some ratings of how good or bad a job you feel each of the following organizations is doing for the country as a whole. For each one, mark the circle that best describes how you feel. | | | | | | | | | | | | | | | | | |
| How good or bad a job is being done for the country as a whole by . . . | | | | | | | | | | | | | | | | | |
| A24A: Large corporations? | | | | | | | | | | | | | | | | | |
| 1. Very poor | 3.1 | 4.0 | 2.0 | 2.6 | 3.6 | 4.4 | 2.7 | 2.2 | 3.8 | 3.0 | 3.1 | 2.5 | 2.4 | 2.3 | 4.9 | 12.3 | |
| 2. Poor | 7.4 | 8.5 | 6.6 | 7.6 | 6.2 | 8.1 | 7.3 | 6.5 | 8.1 | 8.3 | 4.5 | 8.1 | 6.0 | 5.3 | 8.2 | 18.3 | |
| 3. Fair | 26.5 | 28.3 | 25.2 | 25.2 | 25.3 | 27.6 | 26.2 | 24.8 | 28.6 | 25.6 | 29.9 | 25.3 | 26.4 | 33.2 | 28.1 | 15.1 | |
| 4. Good | 30.7 | 32.8 | 28.9 | 33.6 | 21.3 | 29.0 | 30.8 | 31.2 | 31.3 | 31.2 | 29.4 | 31.6 | 29.5 | 27.4 | 32.4 | 14.3 | |
| 5. Very good | 7.7 | 7.9 | 7.4 | 7.2 | 7.6 | 8.4 | 7.9 | 7.4 | 7.2 | 7.6 | 7.4 | 8.3 | 7.1 | 6.1 | 7.2 | 8.5 | |
| 8. No opinion | 24.7 | 18.5 | 29.9 | 23.9 | 36.1 | 22.6 | 25.1 | 27.9 | 21.1 | 24.3 | 25.7 | 24.1 | 28.5 | 25.7 | 19.2 | 31.5 | |
| <i>Item 8380 Subject K02</i> | <i>N</i> | <i>2189</i> | <i>974</i> | <i>1097</i> | <i>1399</i> | <i>229</i> | <i>432</i> | <i>560</i> | <i>729</i> | <i>468</i> | <i>1600</i> | <i>422</i> | <i>981</i> | <i>493</i> | <i>236</i> | <i>361</i> | <i>33</i> |
| A24B: Major labor unions? | | | | | | | | | | | | | | | | | |
| 1. Very poor | 2.7 | 3.2 | 2.1 | 2.9 | 1.9 | 1.4 | 3.2 | 2.4 | 3.7 | 2.4 | 3.8 | 3.4 | 1.2 | 1.8 | 3.3 | 8.7 | |
| 2. Poor | 6.7 | 8.0 | 5.7 | 6.6 | 8.0 | 6.8 | 7.0 | 6.1 | 7.3 | 7.2 | 5.1 | 7.4 | 6.7 | 4.3 | 7.0 | 5.6 | |
| 3. Fair | 27.5 | 29.6 | 26.7 | 26.7 | 25.4 | 29.7 | 28.1 | 26.8 | 25.8 | 27.8 | 26.5 | 25.3 | 28.7 | 33.3 | 28.9 | 31.7 | |
| 4. Good | 27.2 | 28.7 | 25.7 | 27.9 | 21.7 | 28.6 | 26.3 | 24.7 | 31.0 | 26.6 | 29.3 | 27.0 | 29.1 | 22.5 | 28.7 | 10.5 | |
| 5. Very good | 5.3 | 6.4 | 4.0 | 5.3 | 4.6 | 7.9 | 7.1 | 3.0 | 4.5 | 5.0 | 5.8 | 5.7 | 4.1 | 5.7 | 5.0 | 10.5 | |
| 8. No opinion | 30.5 | 24.2 | 35.9 | 30.7 | 38.4 | 25.6 | 28.2 | 37.0 | 27.7 | 31.0 | 29.4 | 31.2 | 30.2 | 32.3 | 27.2 | 33.0 | |
| <i>Item 8390 Subject K02</i> | <i>N</i> | <i>2189</i> | <i>974</i> | <i>1098</i> | <i>1399</i> | <i>229</i> | <i>431</i> | <i>560</i> | <i>729</i> | <i>468</i> | <i>1601</i> | <i>422</i> | <i>980</i> | <i>493</i> | <i>236</i> | <i>362</i> | <i>33</i> |
| A24C: The nation's colleges and universities? | | | | | | | | | | | | | | | | | |
| 1. Very poor | 1.3 | 2.1 | 0.5 | 0.9 | 2.1 | 1.2 | 2.1 | 0.3 | 1.8 | 1.1 | 1.9 | 0.7 | 1.7 | 0.8 | 2.1 | 6.4 | |
| 2. Poor | 2.9 | 2.8 | 2.7 | 2.6 | 3.1 | 4.5 | 2.2 | 2.6 | 2.8 | 2.7 | 2.7 | 3.1 | 1.8 | 2.9 | 3.3 | - | |
| 3. Fair | 16.2 | 14.6 | 16.8 | 13.3 | 20.7 | 18.2 | 15.0 | 13.7 | 19.8 | 15.1 | 17.7 | 16.1 | 16.4 | 13.8 | 17.5 | 11.4 | |
| 4. Good | 39.9 | 45.0 | 36.8 | 42.9 | 30.4 | 38.3 | 44.7 | 38.9 | 37.2 | 41.5 | 37.9 | 41.3 | 39.4 | 40.7 | 40.8 | 25.3 | |
| 5. Very good | 29.5 | 25.8 | 33.0 | 30.5 | 25.9 | 28.7 | 25.5 | 33.7 | 28.1 | 31.1 | 24.0 | 29.3 | 30.0 | 32.6 | 26.2 | 33.0 | |
| 8. No opinion | 10.3 | 9.7 | 10.1 | 9.7 | 17.9 | 9.2 | 10.4 | 10.8 | 10.2 | 8.5 | 15.8 | 9.5 | 10.6 | 9.2 | 10.1 | 23.9 | |
| <i>Item 8400 Subject B10, K02</i> | <i>N</i> | <i>2192</i> | <i>969</i> | <i>1104</i> | <i>1401</i> | <i>233</i> | <i>432</i> | <i>560</i> | <i>735</i> | <i>465</i> | <i>1601</i> | <i>423</i> | <i>982</i> | <i>495</i> | <i>236</i> | <i>363</i> | <i>30</i> |
| A24D: The nation's public schools? | | | | | | | | | | | | | | | | | |
| 1. Very poor | 5.4 | 6.6 | 4.1 | 5.0 | 7.9 | 5.7 | 5.3 | 5.4 | 5.3 | 5.7 | 4.5 | 4.7 | 4.7 | 4.5 | 8.4 | 8.4 | |
| 2. Poor | 14.2 | 13.8 | 14.4 | 12.6 | 21.4 | 13.9 | 11.8 | 14.3 | 17.3 | 14.3 | 12.8 | 13.3 | 14.4 | 12.4 | 16.9 | 24.5 | |
| 3. Fair | 34.2 | 34.3 | 34.5 | 34.8 | 32.2 | 34.9 | 34.6 | 33.6 | 33.9 | 35.4 | 29.6 | 34.1 | 31.7 | 32.8 | 38.2 | 29.4 | |
| 4. Good | 28.9 | 29.0 | 29.6 | 31.1 | 16.7 | 30.3 | 30.8 | 27.9 | 26.8 | 28.8 | 30.9 | 30.7 | 32.5 | 30.0 | 20.9 | 20.6 | |
| 5. Very good | 8.8 | 7.4 | 9.9 | 8.8 | 9.8 | 7.5 | 8.9 | 10.6 | 7.1 | 8.2 | 10.3 | 8.7 | 8.0 | 12.4 | 8.3 | 6.7 | |
| 8. No opinion | 8.5 | 8.9 | 7.4 | 7.9 | 11.9 | 7.7 | 8.6 | 8.1 | 9.6 | 7.5 | 12.0 | 8.5 | 8.6 | 7.9 | 7.3 | 10.5 | |
| <i>Item 8410 Subject B10, K02</i> | <i>N</i> | <i>2191</i> | <i>968</i> | <i>1105</i> | <i>1398</i> | <i>232</i> | <i>431</i> | <i>557</i> | <i>735</i> | <i>468</i> | <i>1603</i> | <i>422</i> | <i>983</i> | <i>492</i> | <i>236</i> | <i>362</i> | <i>33</i> |

| QUESTIONNAIRE FORM 3 2002 | TOTAL | SEX | | RACE | | REGION | | | | COLLEGE PLANS? | | ILLICIT DRUG USE: LIFETIME | | | | |
|--|---------------|------|------|-------|-------|--------|------|------|------|-------------------|------|----------------------------|------------------------|--------------|---------------|--------------------|
| | | M | F | White | Black | NE | NC | S | W | Yes | No | None | Mari- juana Only | Few Pills | More Pills | Any Her- oin |
| <i>N (Weighted No. of Cases):</i> | 2250 | 983 | 1122 | 1421 | 235 | 447 | 569 | 755 | 479 | 1621 | 432 | 1000 | 501 | 239 | 366 | 33 |
| <i>% of Weighted Total:</i> | 100.0 | 43.7 | 49.9 | 63.2 | 10.5 | 19.9 | 25.3 | 33.6 | 21.3 | 72.0 | 19.2 | 44.5 | 22.3 | 10.6 | 16.2 | 1.5 |
| A24E: Churches and religious organizations? | | | | | | | | | | | | | | | | |
| 1. Very poor | 4.8 | 6.8 | 2.9 | 3.8 | 3.5 | 7.1 | 4.9 | 1.4 | 8.0 | 5.1 | 4.5 | 3.4 | 5.1 | 5.1 | 6.6 | 16.0 |
| 2. Poor | 6.5 | 7.8 | 5.8 | 6.9 | 4.1 | 9.4 | 5.6 | 5.7 | 6.3 | 7.2 | 4.3 | 5.5 | 6.3 | 6.0 | 11.3 | 3.3 |
| 3. Fair | 21.9 | 22.2 | 21.5 | 20.4 | 23.2 | 26.8 | 23.0 | 18.2 | 21.9 | 21.7 | 21.3 | 21.7 | 19.5 | 21.0 | 26.1 | 12.3 |
| 4. Good | 32.6 | 32.3 | 33.7 | 34.7 | 33.9 | 27.5 | 34.0 | 35.3 | 31.2 | 34.1 | 28.1 | 36.6 | 32.8 | 30.6 | 24.6 | 26.6 |
| 5. Very good | 16.2 | 14.2 | 18.0 | 16.9 | 17.8 | 10.3 | 14.6 | 24.4 | 10.8 | 15.6 | 18.8 | 16.7 | 16.9 | 17.6 | 12.6 | 24.7 |
| 8. No opinion | 18.0 | 16.7 | 18.1 | 17.3 | 17.6 | 18.8 | 18.0 | 15.0 | 21.8 | 16.3 | 22.9 | 16.0 | 19.2 | 19.6 | 18.7 | 17.2 |
| <i>Item 8420 Subject G, K02</i> | <i>N</i> 2199 | 972 | 1109 | 1405 | 232 | 432 | 561 | 735 | 471 | 1604 | 429 | 986 | 495 | 236 | 363 | 33 |
| A24F: The national news media (TV, magazines, news services)? | | | | | | | | | | | | | | | | |
| 1. Very poor | 6.7 | 10.0 | 3.8 | 7.0 | 5.8 | 5.8 | 7.5 | 5.8 | 8.2 | 7.0 | 5.3 | 7.2 | 4.1 | 5.5 | 9.6 | 14.3 |
| 2. Poor | 9.6 | 9.2 | 9.9 | 9.8 | 8.3 | 11.2 | 11.1 | 8.1 | 8.8 | 11.0 | 6.0 | 9.1 | 9.6 | 9.9 | 12.0 | 5.0 |
| 3. Fair | 28.6 | 28.7 | 29.3 | 29.8 | 32.1 | 32.0 | 26.9 | 27.0 | 30.0 | 29.8 | 24.9 | 30.8 | 26.6 | 28.6 | 27.0 | 33.9 |
| 4. Good | 28.6 | 28.2 | 29.5 | 28.6 | 23.2 | 25.7 | 25.1 | 33.0 | 28.5 | 28.2 | 29.4 | 26.6 | 31.9 | 28.7 | 28.1 | 25.4 |
| 5. Very good | 14.4 | 13.5 | 15.0 | 13.0 | 16.8 | 14.5 | 16.9 | 14.5 | 11.2 | 13.9 | 15.5 | 14.2 | 15.4 | 17.4 | 11.1 | 6.6 |
| 8. No opinion | 12.0 | 10.3 | 12.4 | 11.8 | 13.7 | 10.8 | 12.6 | 11.5 | 13.3 | 10.2 | 18.9 | 12.1 | 12.4 | 9.9 | 12.2 | 14.8 |
| <i>Item 8430 Subject K02</i> | <i>N</i> 2192 | 972 | 1103 | 1400 | 232 | 432 | 561 | 732 | 467 | 1601 | 426 | 981 | 495 | 236 | 363 | 33 |
| A24G: The President and his administration? | | | | | | | | | | | | | | | | |
| 1. Very poor | 4.8 | 5.3 | 4.1 | 3.1 | 11.0 | 6.0 | 4.6 | 3.5 | 5.9 | 4.6 | 3.8 | 3.7 | 5.0 | 4.4 | 6.6 | 9.8 |
| 2. Poor | 5.9 | 7.1 | 4.9 | 4.0 | 15.0 | 5.6 | 5.2 | 6.2 | 6.6 | 5.4 | 7.4 | 5.8 | 6.3 | 3.6 | 5.5 | 8.7 |
| 3. Fair | 21.2 | 20.9 | 20.9 | 18.3 | 31.5 | 24.5 | 17.9 | 18.9 | 25.6 | 21.7 | 19.8 | 20.8 | 22.6 | 20.0 | 22.3 | 5.9 |
| 4. Good | 33.1 | 34.0 | 33.5 | 36.1 | 16.5 | 35.7 | 32.3 | 32.7 | 32.3 | 34.7 | 30.9 | 30.4 | 36.0 | 40.9 | 35.5 | 30.7 |
| 5. Very good | 20.9 | 22.4 | 19.6 | 25.8 | 5.7 | 16.0 | 25.1 | 25.0 | 13.8 | 22.4 | 16.5 | 25.1 | 16.3 | 16.4 | 18.2 | 22.8 |
| 8. No opinion | 14.1 | 10.3 | 17.0 | 12.6 | 20.2 | 12.1 | 14.8 | 13.8 | 15.9 | 11.2 | 21.6 | 14.1 | 13.8 | 14.7 | 11.9 | 22.2 |
| <i>Item 8440 Subject H04, K02</i> | <i>N</i> 2193 | 972 | 1104 | 1403 | 230 | 431 | 562 | 734 | 466 | 1601 | 426 | 980 | 494 | 236 | 363 | 33 |
| A24H: Congress—that is, the U.S. Senate and House of Representatives? | | | | | | | | | | | | | | | | |
| 1. Very poor | 3.3 | 4.7 | 1.7 | 2.8 | 2.0 | 2.3 | 2.7 | 2.6 | 6.1 | 3.1 | 3.2 | 2.0 | 3.2 | 4.7 | 5.2 | 12.2 |
| 2. Poor | 5.3 | 6.3 | 4.3 | 3.8 | 13.7 | 5.3 | 5.9 | 5.8 | 3.5 | 4.7 | 5.9 | 4.3 | 5.5 | 3.5 | 6.2 | 14.4 |
| 3. Fair | 24.2 | 25.5 | 22.9 | 21.6 | 30.0 | 27.3 | 23.7 | 19.8 | 28.9 | 24.0 | 25.3 | 24.4 | 24.7 | 25.3 | 23.9 | 7.7 |
| 4. Good | 32.7 | 33.6 | 32.2 | 36.4 | 18.1 | 33.0 | 29.4 | 37.8 | 28.3 | 34.9 | 27.5 | 33.2 | 33.6 | 36.6 | 30.7 | 28.4 |
| 5. Very good | 9.5 | 10.9 | 8.6 | 10.5 | 5.0 | 9.5 | 11.6 | 8.3 | 8.9 | 10.3 | 6.7 | 10.5 | 8.2 | 7.6 | 8.3 | 15.1 |
| 8. No opinion | 25.1 | 19.0 | 30.2 | 24.9 | 31.3 | 22.5 | 26.7 | 25.8 | 24.3 | 22.9 | 31.4 | 25.5 | 24.8 | 22.4 | 25.7 | 22.2 |
| <i>Item 8450 Subject H04, K02</i> | <i>N</i> 2185 | 971 | 1098 | 1395 | 232 | 430 | 561 | 729 | 466 | 1597 | 423 | 977 | 494 | 236 | 362 | 33 |
| A24I: The U.S. Supreme Court? | | | | | | | | | | | | | | | | |
| 1. Very poor | 2.6 | 3.4 | 1.7 | 2.6 | 2.2 | 2.6 | 2.1 | 1.7 | 4.3 | 2.1 | 4.0 | 1.8 | 3.7 | 0.9 | 3.8 | 7.9 |
| 2. Poor | 4.4 | 6.0 | 3.2 | 4.0 | 7.9 | 4.5 | 5.7 | 4.4 | 2.7 | 4.3 | 5.4 | 4.1 | 4.7 | 4.1 | 4.7 | 5.0 |
| 3. Fair | 23.0 | 24.3 | 21.1 | 20.7 | 24.1 | 24.7 | 22.3 | 20.6 | 26.1 | 22.7 | 24.8 | 22.2 | 23.3 | 23.8 | 24.1 | 21.4 |
| 4. Good | 31.4 | 31.3 | 32.3 | 34.3 | 22.7 | 33.1 | 30.2 | 32.4 | 29.7 | 33.7 | 25.6 | 31.2 | 30.1 | 37.1 | 32.6 | 28.2 |
| 5. Very good | 10.1 | 11.1 | 9.4 | 10.3 | 8.5 | 8.5 | 11.6 | 10.6 | 9.0 | 10.6 | 7.6 | 11.3 | 9.8 | 7.8 | 7.0 | 15.2 |
| 8. No opinion | 28.5 | 23.9 | 32.3 | 28.1 | 34.6 | 26.5 | 28.0 | 30.3 | 28.2 | 26.7 | 32.6 | 29.5 | 28.3 | 26.3 | 27.8 | 22.2 |
| <i>Item 8460 Subject H04, K02</i> | <i>N</i> 2175 | 970 | 1091 | 1385 | 233 | 428 | 556 | 726 | 465 | 1589 | 420 | 973 | 493 | 236 | 358 | 33 |
| A24J: All the courts and the justice system in general? | | | | | | | | | | | | | | | | |
| 1. Very poor | 4.0 | 4.9 | 3.2 | 3.7 | 4.4 | 2.7 | 5.4 | 3.1 | 4.8 | 3.5 | 5.2 | 2.7 | 5.2 | 2.8 | 5.8 | 15.6 |
| 2. Poor | 9.4 | 12.0 | 7.1 | 8.9 | 10.6 | 10.3 | 9.5 | 9.3 | 8.6 | 9.2 | 11.6 | 7.6 | 10.0 | 8.2 | 13.3 | 23.3 |
| 3. Fair | 29.4 | 27.9 | 30.7 | 28.9 | 29.6 | 31.3 | 29.6 | 25.8 | 33.3 | 30.0 | 29.0 | 29.5 | 30.4 | 29.8 | 29.8 | 12.1 |
| 4. Good | 27.1 | 28.3 | 26.4 | 28.7 | 20.7 | 28.2 | 24.0 | 31.6 | 22.7 | 28.3 | 23.2 | 26.6 | 28.1 | 29.8 | 26.6 | 35.1 |
| 5. Very good | 5.8 | 6.1 | 5.7 | 6.1 | 5.9 | 5.9 | 7.2 | 5.0 | 5.2 | 6.2 | 4.5 | 6.6 | 5.7 | 6.9 | 2.5 | 2.2 |
| 8. No opinion | 24.3 | 20.8 | 27.0 | 23.7 | 28.9 | 21.5 | 24.3 | 25.2 | 25.4 | 22.9 | 26.5 | 27.0 | 20.6 | 22.5 | 22.0 | 11.8 |
| <i>Item 8470 Subject H04, K02</i> | <i>N</i> 2183 | 970 | 1097 | 1393 | 232 | 430 | 561 | 726 | 466 | 1595 | 423 | 976 | 494 | 236 | 360 | 33 |
| A24K: The police and other law enforcement agencies? | | | | | | | | | | | | | | | | |
| 1. Very poor | 6.9 | 10.2 | 3.9 | 6.1 | 8.7 | 7.3 | 7.1 | 5.4 | 8.9 | 6.1 | 9.8 | 4.6 | 8.3 | 3.7 | 12.6 | 30.3 |
| 2. Poor | 11.3 | 13.0 | 10.0 | 10.8 | 15.7 | 11.2 | 9.7 | 12.2 | 11.9 | 11.7 | 11.2 | 9.2 | 10.8 | 14.9 | 14.7 | 12.4 |
| 3. Fair | 29.9 | 28.5 | 31.5 | 28.3 | 33.9 | 27.5 | 30.7 | 31.9 | 28.1 | 31.2 | 25.8 | 30.1 | 29.7 | 32.1 | 29.0 | 28.3 |
| 4. Good | 29.8 | 29.2 | 31.2 | 33.3 | 17.0 | 33.0 | 30.0 | 28.6 | 28.7 | 31.6 | 25.3 | 32.8 | 30.9 | 28.3 | 25.9 | 12.3 |
| 5. Very good | 9.1 | 7.9 | 10.2 | 10.2 | 6.7 | 9.8 | 9.2 | 9.9 | 7.2 | 8.6 | 10.7 | 9.6 | 10.2 | 10.2 | 4.9 | 8.6 |
| 8. No opinion | 12.9 | 11.2 | 13.2 | 11.4 | 18.0 | 11.2 | 13.3 | 12.2 | 15.2 | 10.7 | 17.3 | 13.7 | 10.2 | 10.9 | 13.0 | 8.1 |
| <i>Item 8480 Subject K02</i> | <i>N</i> 2182 | 969 | 1097 | 1395 | 232 | 429 | 560 | 730 | 463 | 1593 | 425 | 979 | 493 | 236 | 359 | 32 |

MONITORING THE FUTURE

| QUESTIONNAIRE FORM 3 2002 | TOTAL | SEX | | RACE | | REGION | | | | COLLEGE PLANS? | | ILLICIT DRUG USE: LIFETIME | | | | |
|---|---------------|------|------|-------|-------|--------|------|------|------|-------------------|------|----------------------------|------------------------|--------------|---------------|--------------------|
| | | M | F | White | Black | NE | NC | S | W | Yes | No | None | Mari- juana Only | Few Pills | More Pills | Any Her- oin |
| <i>N (Weighted No. of Cases):</i> | 2250 | 983 | 1122 | 1421 | 235 | 447 | 569 | 755 | 479 | 1621 | 432 | 1000 | 501 | 239 | 366 | 33 |
| <i>% of Weighted Total:</i> | 100.0 | 43.7 | 49.9 | 63.2 | 10.5 | 19.9 | 25.3 | 33.6 | 21.3 | 72.0 | 19.2 | 44.5 | 22.3 | 10.6 | 16.2 | 1.5 |
| A24L: The U.S. military? | | | | | | | | | | | | | | | | |
| 1. Very poor | 2.0 | 2.9 | 1.4 | 1.6 | 2.8 | 1.9 | 1.9 | 1.4 | 3.2 | 1.7 | 3.3 | 1.5 | 1.9 | 1.9 | 3.5 | 6.4 |
| 2. Poor | 2.1 | 3.3 | 1.2 | 1.5 | 3.2 | 2.3 | 2.3 | 1.9 | 1.8 | 1.8 | 2.6 | 1.3 | 2.5 | 2.7 | 2.8 | 5.8 |
| 3. Fair | 11.7 | 11.7 | 11.5 | 10.4 | 13.3 | 13.8 | 11.1 | 10.2 | 12.8 | 10.8 | 14.0 | 10.6 | 11.6 | 16.7 | 11.8 | 2.1 |
| 4. Good | 32.1 | 32.9 | 31.8 | 34.2 | 24.5 | 30.9 | 34.2 | 31.5 | 31.6 | 33.5 | 28.9 | 33.1 | 33.2 | 29.5 | 33.2 | 23.2 |
| 5. Very good | 38.0 | 39.3 | 37.2 | 39.7 | 36.8 | 38.2 | 37.3 | 41.2 | 33.6 | 39.0 | 34.8 | 37.7 | 38.3 | 38.0 | 37.5 | 44.8 |
| 8. No opinion | 14.1 | 9.9 | 17.0 | 12.6 | 19.4 | 12.9 | 13.1 | 13.7 | 17.1 | 13.2 | 16.4 | 15.7 | 12.6 | 11.3 | 11.2 | 17.7 |
| <i>Item 8490 Subject K02, L04</i> | <i>N</i> 2189 | 971 | 1103 | 1399 | 231 | 430 | 560 | 733 | 466 | 1599 | 425 | 981 | 494 | 237 | 360 | 33 |
| A25: All things considered, do you think the armed services presently have too much or too little influence on the way this country is run? | | | | | | | | | | | | | | | | |
| 1. Far too little | 2.8 | 3.9 | 1.6 | 3.1 | 3.2 | 4.7 | 3.2 | 1.6 | 2.6 | 2.5 | 3.4 | 2.7 | 2.8 | 0.9 | 3.6 | 3.7 |
| 2. Too little | 11.3 | 11.7 | 11.3 | 11.8 | 10.3 | 12.9 | 9.0 | 11.9 | 11.8 | 11.2 | 12.7 | 9.6 | 11.5 | 12.4 | 13.8 | 18.0 |
| 3. About right | 73.2 | 70.8 | 76.3 | 74.4 | 69.3 | 69.8 | 76.4 | 75.9 | 68.1 | 73.8 | 74.0 | 75.8 | 72.2 | 74.0 | 69.5 | 60.6 |
| 4. Too much | 9.6 | 9.6 | 8.8 | 8.8 | 12.7 | 10.3 | 9.2 | 8.3 | 11.5 | 9.9 | 6.7 | 9.6 | 10.3 | 9.2 | 8.3 | 14.8 |
| 5. Far too much | 3.1 | 4.1 | 2.1 | 2.0 | 4.5 | 2.4 | 2.2 | 2.4 | 6.0 | 2.6 | 3.2 | 2.3 | 3.3 | 3.5 | 4.7 | 2.9 |
| <i>Item 8500 Subject K03, L04</i> | <i>N</i> 2152 | 963 | 1073 | 1385 | 221 | 426 | 554 | 714 | 457 | 1570 | 421 | 961 | 482 | 236 | 358 | 33 |
| A26: Do you think the U.S. spends too much or too little on the armed services? | | | | | | | | | | | | | | | | |
| 1. Far too little | 4.1 | 7.1 | 1.6 | 4.8 | 3.1 | 4.4 | 4.0 | 4.0 | 4.2 | 3.8 | 6.5 | 3.7 | 3.7 | 2.9 | 4.8 | 32.8 |
| 2. Too little | 17.4 | 18.9 | 15.9 | 18.9 | 16.4 | 19.1 | 18.2 | 18.0 | 13.9 | 18.1 | 17.9 | 19.1 | 15.7 | 14.2 | 17.4 | 24.2 |
| 3. About right | 59.0 | 54.3 | 63.8 | 59.7 | 51.8 | 58.2 | 59.5 | 60.9 | 56.3 | 58.9 | 59.7 | 59.0 | 60.5 | 63.0 | 57.2 | 21.0 |
| 4. Too much | 14.6 | 13.8 | 14.8 | 13.1 | 19.6 | 12.4 | 15.4 | 13.4 | 17.7 | 14.2 | 13.4 | 14.1 | 14.5 | 15.9 | 15.3 | 7.1 |
| 5. Far too much | 4.8 | 6.0 | 3.8 | 3.5 | 9.1 | 5.9 | 2.9 | 3.6 | 7.9 | 5.0 | 2.6 | 4.1 | 5.6 | 4.0 | 5.4 | 14.9 |
| <i>Item 8510 Subject K03, L04</i> | <i>N</i> 2150 | 967 | 1072 | 1381 | 224 | 429 | 553 | 715 | 454 | 1572 | 421 | 961 | 483 | 236 | 358 | 33 |
| A27: Individuals differ in whether or not they disapprove of people doing certain things. Do YOU disapprove of people (who are 18 or older) doing each of the following? | | | | | | | | | | | | | | | | |
| A27A: Smoking one or more packs of cigarettes per day | | | | | | | | | | | | | | | | |
| 1. Don't disapprove | 26.4 | 29.2 | 23.6 | 28.7 | 22.2 | 26.0 | 29.4 | 29.5 | 18.4 | 23.1 | 38.9 | 14.1 | 29.2 | 29.7 | 50.1 | 64.6 |
| 2. Disapprove | 31.1 | 29.8 | 32.4 | 32.2 | 23.6 | 32.4 | 31.3 | 28.8 | 33.2 | 32.2 | 28.3 | 30.8 | 31.1 | 37.4 | 28.7 | 13.2 |
| 3. Strongly disapprove | 42.5 | 41.0 | 43.9 | 39.1 | 54.2 | 41.7 | 39.3 | 41.7 | 48.4 | 44.7 | 32.8 | 55.0 | 39.6 | 32.9 | 21.2 | 22.2 |
| <i>Item 8560 Subject A11a</i> | <i>N</i> 2201 | 970 | 1116 | 1410 | 232 | 433 | 561 | 739 | 468 | 1609 | 425 | 990 | 497 | 237 | 365 | 33 |
| A27B: Trying marijuana (pot, weed) once or twice | | | | | | | | | | | | | | | | |
| 1. Don't disapprove | 48.4 | 52.2 | 44.6 | 50.4 | 37.7 | 53.6 | 50.3 | 43.9 | 48.5 | 48.0 | 52.1 | 19.2 | 66.5 | 66.7 | 88.3 | 74.2 |
| 2. Disapprove | 23.0 | 19.9 | 25.6 | 21.4 | 27.7 | 22.3 | 20.4 | 23.8 | 25.6 | 23.8 | 19.1 | 31.7 | 21.7 | 15.3 | 7.4 | 14.0 |
| 3. Strongly disapprove | 28.6 | 27.9 | 29.8 | 28.1 | 34.6 | 24.1 | 29.4 | 32.3 | 25.9 | 28.2 | 28.8 | 49.1 | 11.8 | 18.0 | 4.2 | 11.8 |
| <i>Item 8570 Subject A11a</i> | <i>N</i> 2199 | 971 | 1113 | 1409 | 232 | 433 | 562 | 738 | 465 | 1607 | 424 | 987 | 498 | 237 | 364 | 33 |
| A27C: Smoking marijuana occasionally | | | | | | | | | | | | | | | | |
| 1. Don't disapprove | 36.6 | 41.2 | 31.6 | 37.1 | 34.8 | 42.0 | 39.7 | 34.4 | 31.5 | 35.2 | 42.1 | 11.4 | 45.2 | 53.4 | 77.8 | 74.3 |
| 2. Disapprove | 24.1 | 23.4 | 25.2 | 24.1 | 27.8 | 24.5 | 22.4 | 23.8 | 26.3 | 25.7 | 18.8 | 24.9 | 34.1 | 18.4 | 12.7 | 19.3 |
| 3. Strongly disapprove | 39.3 | 35.4 | 43.2 | 38.8 | 37.4 | 33.5 | 37.9 | 41.9 | 42.2 | 39.1 | 39.0 | 63.8 | 20.7 | 28.2 | 9.5 | 6.4 |
| <i>Item 8580 Subject A11a</i> | <i>N</i> 2196 | 970 | 1111 | 1407 | 232 | 431 | 561 | 739 | 464 | 1605 | 424 | 985 | 498 | 237 | 363 | 33 |
| A27D: Smoking marijuana regularly | | | | | | | | | | | | | | | | |
| 1. Don't disapprove | 21.7 | 28.7 | 14.8 | 20.3 | 23.9 | 26.3 | 19.1 | 22.0 | 20.2 | 19.3 | 33.2 | 6.1 | 22.1 | 25.8 | 56.1 | 66.3 |
| 2. Disapprove | 22.5 | 21.5 | 23.6 | 22.2 | 27.6 | 22.9 | 24.6 | 20.4 | 22.9 | 23.9 | 16.0 | 16.7 | 28.7 | 32.1 | 23.3 | 25.6 |
| 3. Strongly disapprove | 55.8 | 49.8 | 61.6 | 57.4 | 48.5 | 50.9 | 56.4 | 57.7 | 56.9 | 56.9 | 50.8 | 77.3 | 49.2 | 42.1 | 20.6 | 8.2 |
| <i>Item 8590 Subject A11a</i> | <i>N</i> 2196 | 972 | 1112 | 1407 | 232 | 433 | 562 | 738 | 464 | 1604 | 424 | 986 | 499 | 235 | 365 | 33 |
| A27E: Trying LSD once or twice | | | | | | | | | | | | | | | | |
| 1. Don't disapprove | 15.4 | 17.1 | 13.3 | 15.5 | 10.0 | 19.4 | 17.4 | 12.8 | 13.5 | 14.7 | 19.1 | 5.4 | 10.5 | 19.2 | 43.5 | 39.5 |
| 2. Disapprove | 21.1 | 20.9 | 21.7 | 21.5 | 15.5 | 21.2 | 23.0 | 18.7 | 22.5 | 21.7 | 19.8 | 17.8 | 21.4 | 24.8 | 27.6 | 31.8 |
| 3. Strongly disapprove | 63.5 | 62.1 | 65.0 | 63.1 | 74.5 | 59.5 | 59.6 | 68.5 | 64.0 | 63.6 | 61.1 | 76.9 | 68.1 | 56.0 | 28.9 | 28.7 |
| <i>Item 8600 Subject A11a</i> | <i>N</i> 2194 | 970 | 1109 | 1407 | 230 | 432 | 561 | 736 | 465 | 1607 | 420 | 985 | 497 | 237 | 363 | 33 |

| QUESTIONNAIRE FORM 3 2002 | TOTAL | SEX | | RACE | | REGION | | | | COLLEGE PLANS? | | ILLICIT DRUG USE: LIFETIME | | | | |
|---|---------------|------------|-------------|-------------|------------|------------|------------|------------|------------|-------------------|------------|----------------------------|------------------------|--------------|---------------|--------------------|
| | | M | F | White | Black | NE | NC | S | W | Yes | No | None | Mari- juana Only | Few Pills | More Pills | Any Her- oin |
| <i>N (Weighted No. of Cases):</i> | 2250 | 983 | 1122 | 1421 | 235 | 447 | 569 | 755 | 479 | 1621 | 432 | 1000 | 501 | 239 | 366 | 33 |
| <i>% of Weighted Total:</i> | 100.0 | 43.7 | 49.9 | 63.2 | 10.5 | 19.9 | 25.3 | 33.6 | 21.3 | 72.0 | 19.2 | 44.5 | 22.3 | 10.6 | 16.2 | 1.5 |
| A27F: Taking LSD regularly | | | | | | | | | | | | | | | | |
| 1. Don't disapprove | 6.0 | 7.9 | 3.6 | 5.2 | 2.4 | 8.8 | 6.1 | 4.4 | 5.7 | 4.6 | 11.0 | 2.8 | 3.7 | 8.1 | 11.6 | 39.9 |
| 2. Disapprove | 16.3 | 18.3 | 14.4 | 16.1 | 16.8 | 15.6 | 18.0 | 15.3 | 16.3 | 16.1 | 15.9 | 10.1 | 17.2 | 18.9 | 30.3 | 11.8 |
| 3. Strongly disapprove | 77.8 | 73.8 | 82.0 | 78.7 | 80.8 | 75.6 | 75.9 | 80.3 | 78.0 | 79.3 | 73.1 | 87.1 | 79.1 | 73.0 | 58.1 | 48.3 |
| <i>Item 8610 Subject A11a</i> | <i>N 2187</i> | <i>969</i> | <i>1108</i> | <i>1402</i> | <i>230</i> | <i>426</i> | <i>560</i> | <i>735</i> | <i>465</i> | <i>1609</i> | <i>417</i> | <i>994</i> | <i>498</i> | <i>239</i> | <i>362</i> | <i>33</i> |
| A27G: Trying heroin once or twice | | | | | | | | | | | | | | | | |
| 1. Don't disapprove | 5.9 | 6.7 | 4.4 | 4.8 | 2.7 | 6.4 | 6.2 | 4.6 | 7.0 | 4.8 | 9.8 | 3.6 | 4.9 | 7.4 | 7.0 | 41.5 |
| 2. Disapprove | 15.3 | 15.5 | 15.0 | 15.7 | 12.3 | 14.6 | 16.3 | 15.0 | 15.1 | 15.6 | 14.8 | 14.1 | 13.9 | 14.9 | 20.3 | 12.0 |
| 3. Strongly disapprove | 78.9 | 77.8 | 80.6 | 79.5 | 85.0 | 79.0 | 77.5 | 80.5 | 77.9 | 79.6 | 75.4 | 82.3 | 81.3 | 77.7 | 72.7 | 46.5 |
| <i>Item 8620 Subject A11a</i> | <i>N 2187</i> | <i>969</i> | <i>1107</i> | <i>1400</i> | <i>231</i> | <i>426</i> | <i>560</i> | <i>734</i> | <i>466</i> | <i>1609</i> | <i>418</i> | <i>996</i> | <i>498</i> | <i>238</i> | <i>360</i> | <i>33</i> |
| A27H: Taking heroin occasionally | | | | | | | | | | | | | | | | |
| 1. Don't disapprove | 4.4 | 4.8 | 3.2 | 3.3 | 2.4 | 5.6 | 4.9 | 3.4 | 4.4 | 3.6 | 6.7 | 2.8 | 3.2 | 6.5 | 5.0 | 24.6 |
| 2. Disapprove | 9.6 | 9.6 | 9.5 | 9.8 | 12.4 | 7.3 | 11.8 | 10.2 | 8.2 | 9.7 | 10.1 | 8.5 | 11.3 | 7.9 | 10.7 | 18.6 |
| 3. Strongly disapprove | 86.0 | 85.6 | 87.3 | 87.0 | 85.3 | 87.2 | 83.4 | 86.4 | 87.3 | 86.7 | 83.1 | 88.6 | 85.5 | 85.5 | 84.3 | 56.8 |
| <i>Item 8630 Subject A11a</i> | <i>N 2182</i> | <i>963</i> | <i>1109</i> | <i>1402</i> | <i>231</i> | <i>420</i> | <i>560</i> | <i>736</i> | <i>466</i> | <i>1606</i> | <i>420</i> | <i>995</i> | <i>496</i> | <i>238</i> | <i>359</i> | <i>33</i> |
| A27I: Taking heroin regularly | | | | | | | | | | | | | | | | |
| 1. Don't disapprove | 3.8 | 4.3 | 2.7 | 2.6 | 2.8 | 4.6 | 4.5 | 2.6 | 4.2 | 3.4 | 4.9 | 2.5 | 3.4 | 6.6 | 2.8 | 21.3 |
| 2. Disapprove | 7.9 | 8.2 | 7.3 | 7.7 | 11.3 | 6.8 | 9.9 | 7.6 | 6.9 | 8.1 | 7.5 | 7.1 | 9.3 | 7.0 | 7.5 | 20.6 |
| 3. Strongly disapprove | 88.3 | 87.5 | 89.9 | 89.7 | 86.0 | 88.5 | 85.5 | 89.8 | 88.9 | 88.5 | 87.6 | 90.4 | 87.3 | 86.4 | 89.6 | 58.1 |
| <i>Item 8640 Subject A11a</i> | <i>N 2165</i> | <i>961</i> | <i>1094</i> | <i>1388</i> | <i>227</i> | <i>415</i> | <i>556</i> | <i>730</i> | <i>465</i> | <i>1589</i> | <i>416</i> | <i>990</i> | <i>488</i> | <i>236</i> | <i>358</i> | <i>33</i> |
| A27J: Trying a barbiturate (downer, goofball, red, yellow, etc.) once or twice | | | | | | | | | | | | | | | | |
| 1. Don't disapprove | 13.4 | 15.9 | 11.1 | 14.0 | 6.0 | 14.4 | 13.5 | 13.2 | 12.9 | 12.5 | 18.2 | 4.9 | 8.8 | 15.9 | 37.9 | 41.6 |
| 2. Disapprove | 22.0 | 21.4 | 22.0 | 22.5 | 17.7 | 23.8 | 20.7 | 20.3 | 24.5 | 22.6 | 18.5 | 17.3 | 22.9 | 24.6 | 30.0 | 33.5 |
| 3. Strongly disapprove | 64.6 | 62.7 | 66.8 | 63.5 | 76.3 | 61.8 | 65.8 | 66.6 | 62.6 | 64.9 | 63.3 | 77.7 | 68.3 | 59.5 | 32.1 | 24.9 |
| <i>Item 8650 Subject A11a</i> | <i>N 2174</i> | <i>961</i> | <i>1102</i> | <i>1399</i> | <i>227</i> | <i>420</i> | <i>560</i> | <i>733</i> | <i>461</i> | <i>1600</i> | <i>419</i> | <i>988</i> | <i>495</i> | <i>238</i> | <i>360</i> | <i>33</i> |
| A27K: Taking barbiturates regularly | | | | | | | | | | | | | | | | |
| 1. Don't disapprove | 5.3 | 6.7 | 3.6 | 4.9 | 3.5 | 6.0 | 5.6 | 4.7 | 5.5 | 4.3 | 8.9 | 2.6 | 4.4 | 6.1 | 8.7 | 37.3 |
| 2. Disapprove | 16.4 | 18.5 | 14.3 | 17.5 | 15.5 | 17.3 | 17.3 | 16.0 | 15.2 | 16.1 | 17.1 | 10.3 | 16.1 | 17.7 | 32.8 | 18.0 |
| 3. Strongly disapprove | 78.2 | 74.8 | 82.1 | 77.6 | 81.0 | 76.7 | 77.1 | 79.3 | 79.3 | 79.5 | 74.0 | 87.1 | 79.5 | 76.2 | 58.5 | 44.6 |
| <i>Item 8660 Subject A11a</i> | <i>N 2160</i> | <i>952</i> | <i>1098</i> | <i>1393</i> | <i>226</i> | <i>417</i> | <i>556</i> | <i>731</i> | <i>456</i> | <i>1593</i> | <i>416</i> | <i>983</i> | <i>491</i> | <i>238</i> | <i>357</i> | <i>32</i> |
| A27L: Trying an amphetamine (upper, pep pill, bennie, speed) once or twice | | | | | | | | | | | | | | | | |
| 1. Don't disapprove | 16.2 | 17.2 | 15.1 | 16.7 | 6.1 | 16.6 | 19.1 | 16.0 | 12.9 | 15.5 | 20.7 | 4.9 | 11.4 | 18.4 | 48.8 | 50.8 |
| 2. Disapprove | 21.7 | 21.9 | 21.0 | 23.3 | 17.6 | 24.1 | 20.9 | 19.8 | 23.4 | 22.3 | 17.5 | 19.0 | 23.0 | 24.7 | 24.3 | 30.4 |
| 3. Strongly disapprove | 62.1 | 61.0 | 63.9 | 60.0 | 76.3 | 59.3 | 60.0 | 64.3 | 63.7 | 62.1 | 61.8 | 76.1 | 65.7 | 56.9 | 26.8 | 18.9 |
| <i>Item 8670 Subject A11a</i> | <i>N 2180</i> | <i>964</i> | <i>1106</i> | <i>1401</i> | <i>228</i> | <i>423</i> | <i>559</i> | <i>734</i> | <i>464</i> | <i>1600</i> | <i>420</i> | <i>993</i> | <i>494</i> | <i>239</i> | <i>360</i> | <i>33</i> |
| A27M: Taking amphetamines regularly | | | | | | | | | | | | | | | | |
| 1. Don't disapprove | 6.5 | 7.6 | 4.7 | 5.7 | 1.6 | 6.8 | 6.4 | 6.3 | 6.4 | 4.9 | 12.5 | 2.6 | 4.0 | 7.5 | 15.1 | 40.7 |
| 2. Disapprove | 16.7 | 17.5 | 15.7 | 17.2 | 16.8 | 19.0 | 18.1 | 16.4 | 13.3 | 16.8 | 16.3 | 11.0 | 16.4 | 19.3 | 30.8 | 16.3 |
| 3. Strongly disapprove | 76.9 | 74.9 | 79.6 | 77.1 | 81.6 | 74.2 | 75.4 | 77.3 | 80.3 | 78.4 | 71.2 | 86.4 | 79.6 | 73.1 | 54.1 | 43.0 |
| <i>Item 8680 Subject A11a</i> | <i>N 2178</i> | <i>962</i> | <i>1106</i> | <i>1400</i> | <i>228</i> | <i>425</i> | <i>558</i> | <i>734</i> | <i>461</i> | <i>1605</i> | <i>419</i> | <i>988</i> | <i>496</i> | <i>239</i> | <i>363</i> | <i>33</i> |
| A27N: Trying cocaine once or twice | | | | | | | | | | | | | | | | |
| 1. Don't disapprove | 11.0 | 12.3 | 9.0 | 10.8 | 3.6 | 12.8 | 10.7 | 11.1 | 9.6 | 9.4 | 16.6 | 3.2 | 5.4 | 12.2 | 32.8 | 58.5 |
| 2. Disapprove | 15.3 | 16.0 | 14.6 | 15.8 | 13.1 | 16.2 | 16.7 | 13.3 | 16.0 | 15.8 | 14.4 | 13.8 | 15.4 | 15.1 | 20.0 | 16.0 |
| 3. Strongly disapprove | 73.7 | 71.7 | 76.3 | 73.4 | 83.2 | 71.0 | 72.6 | 75.6 | 74.4 | 74.8 | 68.9 | 83.0 | 79.1 | 72.7 | 47.2 | 25.5 |
| <i>Item 8690 Subject A11a</i> | <i>N 2186</i> | <i>966</i> | <i>1110</i> | <i>1401</i> | <i>231</i> | <i>426</i> | <i>559</i> | <i>737</i> | <i>465</i> | <i>1609</i> | <i>420</i> | <i>995</i> | <i>498</i> | <i>238</i> | <i>363</i> | <i>33</i> |
| A27O: Taking cocaine regularly | | | | | | | | | | | | | | | | |
| 1. Don't disapprove | 5.0 | 5.4 | 4.0 | 4.3 | 2.4 | 5.8 | 4.9 | 4.8 | 5.0 | 4.2 | 7.4 | 2.4 | 3.0 | 5.0 | 10.5 | 35.7 |
| 2. Disapprove | 10.8 | 12.7 | 8.8 | 10.9 | 11.1 | 10.3 | 13.2 | 10.2 | 9.2 | 10.8 | 11.2 | 8.4 | 11.4 | 11.5 | 14.5 | 26.9 |
| 3. Strongly disapprove | 84.2 | 81.9 | 87.3 | 84.8 | 86.5 | 84.0 | 81.9 | 85.0 | 85.8 | 85.0 | 81.4 | 89.3 | 85.5 | 83.4 | 75.0 | 37.3 |
| <i>Item 8700 Subject A11a</i> | <i>N 2175</i> | <i>962</i> | <i>1105</i> | <i>1392</i> | <i>231</i> | <i>421</i> | <i>556</i> | <i>733</i> | <i>465</i> | <i>1599</i> | <i>420</i> | <i>992</i> | <i>494</i> | <i>234</i> | <i>363</i> | <i>33</i> |

| QUESTIONNAIRE FORM 3 2002 | TOTAL | SEX | | RACE | | REGION | | | | COLLEGE PLANS? | | ILLICIT DRUG USE: LIFETIME | | | | |
|--|---------------|------------|-------------|-------------|------------|------------|------------|------------|------------|-------------------|------------|----------------------------|------------------------|--------------|---------------|--------------------|
| | | M | F | White | Black | NE | NC | S | W | Yes | No | None | Mari- juana Only | Few Pills | More Pills | Any Her- oin |
| <i>N (Weighted No. of Cases):</i> | 2250 | 983 | 1122 | 1421 | 235 | 447 | 569 | 755 | 479 | 1621 | 432 | 1000 | 501 | 239 | 366 | 33 |
| <i>% of Weighted Total:</i> | 100.0 | 43.7 | 49.9 | 63.2 | 10.5 | 19.9 | 25.3 | 33.6 | 21.3 | 72.0 | 19.2 | 44.5 | 22.3 | 10.6 | 16.2 | 1.5 |
| A27P: Trying one or two drinks of an alcoholic beverage (beer, wine, liquor) | | | | | | | | | | | | | | | | |
| 1. Don't disapprove | 73.7 | 74.2 | 73.2 | 79.0 | 49.0 | 79.3 | 77.1 | 69.3 | 71.2 | 74.0 | 74.1 | 60.3 | 82.6 | 84.9 | 92.5 | 71.3 |
| 2. Disapprove | 14.6 | 13.3 | 16.0 | 12.5 | 26.5 | 11.4 | 12.4 | 18.1 | 14.4 | 15.3 | 11.7 | 21.3 | 9.9 | 11.7 | 6.0 | 7.6 |
| 3. Strongly disapprove | 11.8 | 12.5 | 10.8 | 8.5 | 24.6 | 9.2 | 10.5 | 12.6 | 14.4 | 10.6 | 14.2 | 18.3 | 7.5 | 3.4 | 1.5 | 21.2 |
| <i>Item 8710 Subject A11a</i> | <i>N 2186</i> | <i>967</i> | <i>1110</i> | <i>1402</i> | <i>231</i> | <i>426</i> | <i>560</i> | <i>736</i> | <i>465</i> | <i>1609</i> | <i>420</i> | <i>997</i> | <i>498</i> | <i>238</i> | <i>363</i> | <i>33</i> |
| A27Q: Taking one or two drinks nearly every day | | | | | | | | | | | | | | | | |
| 1. Don't disapprove | 30.9 | 37.7 | 23.9 | 33.9 | 15.9 | 32.5 | 34.4 | 29.9 | 26.6 | 29.1 | 39.3 | 18.7 | 32.5 | 38.8 | 53.3 | 65.5 |
| 2. Disapprove | 38.1 | 36.1 | 40.7 | 38.3 | 39.5 | 38.8 | 37.4 | 36.6 | 40.6 | 39.5 | 33.8 | 39.7 | 41.6 | 37.6 | 31.2 | 18.7 |
| 3. Strongly disapprove | 31.1 | 26.3 | 35.4 | 27.8 | 44.6 | 28.7 | 28.3 | 33.4 | 32.8 | 31.4 | 26.9 | 41.6 | 25.9 | 23.6 | 15.4 | 15.7 |
| <i>Item 8720 Subject A11a</i> | <i>N 2181</i> | <i>967</i> | <i>1106</i> | <i>1397</i> | <i>230</i> | <i>425</i> | <i>558</i> | <i>735</i> | <i>463</i> | <i>1606</i> | <i>419</i> | <i>993</i> | <i>498</i> | <i>238</i> | <i>363</i> | <i>33</i> |
| A27R: Taking four or five drinks nearly every day | | | | | | | | | | | | | | | | |
| 1. Don't disapprove | 12.5 | 17.6 | 6.8 | 13.0 | 6.4 | 11.4 | 15.2 | 13.5 | 8.7 | 9.9 | 22.6 | 5.9 | 10.0 | 17.4 | 26.9 | 39.4 |
| 2. Disapprove | 24.2 | 26.7 | 22.0 | 27.1 | 21.1 | 26.1 | 25.4 | 23.5 | 22.3 | 24.3 | 23.9 | 20.2 | 28.6 | 23.7 | 28.4 | 24.4 |
| 3. Strongly disapprove | 63.3 | 55.7 | 71.3 | 59.9 | 72.5 | 62.5 | 59.4 | 63.1 | 69.0 | 65.7 | 53.4 | 73.9 | 61.4 | 59.0 | 44.7 | 36.2 |
| <i>Item 8730 Subject A11a</i> | <i>N 2184</i> | <i>967</i> | <i>1108</i> | <i>1400</i> | <i>231</i> | <i>425</i> | <i>560</i> | <i>734</i> | <i>465</i> | <i>1607</i> | <i>420</i> | <i>995</i> | <i>498</i> | <i>238</i> | <i>363</i> | <i>33</i> |
| A27S: Having five or more drinks once or twice each weekend | | | | | | | | | | | | | | | | |
| 1. Don't disapprove | 35.3 | 41.7 | 28.9 | 38.4 | 17.8 | 35.7 | 42.1 | 33.6 | 29.4 | 33.6 | 43.0 | 19.2 | 34.3 | 45.8 | 71.4 | 56.3 |
| 2. Disapprove | 26.1 | 25.3 | 27.1 | 28.3 | 20.4 | 29.4 | 23.3 | 26.1 | 26.4 | 27.1 | 23.5 | 26.8 | 32.5 | 24.7 | 17.1 | 23.7 |
| 3. Strongly disapprove | 38.6 | 33.1 | 44.1 | 33.3 | 61.8 | 34.9 | 34.6 | 40.3 | 44.2 | 39.3 | 33.5 | 54.0 | 33.2 | 29.5 | 11.6 | 20.1 |
| <i>Item 8740 Subject A11a</i> | <i>N 2181</i> | <i>966</i> | <i>1109</i> | <i>1397</i> | <i>231</i> | <i>424</i> | <i>560</i> | <i>732</i> | <i>465</i> | <i>1606</i> | <i>418</i> | <i>996</i> | <i>498</i> | <i>235</i> | <i>362</i> | <i>33</i> |
| A28: During the LAST 12 MONTHS, how often have you been around people who were taking each of the following to get high or for "kicks"? | | | | | | | | | | | | | | | | |
| A28A: Marijuana (pot, weed) or hashish | | | | | | | | | | | | | | | | |
| 1. Not at all | 25.8 | 21.6 | 29.4 | 26.6 | 25.6 | 22.0 | 23.2 | 28.9 | 27.4 | 26.2 | 25.2 | 46.4 | 11.0 | 9.0 | 3.7 | 1.2 |
| 2. Once or twice | 20.4 | 21.1 | 19.6 | 19.6 | 20.7 | 22.6 | 19.8 | 20.4 | 19.2 | 21.1 | 16.9 | 24.9 | 21.7 | 20.0 | 7.3 | 16.2 |
| 3. Occasionally | 23.1 | 24.1 | 22.7 | 23.5 | 24.3 | 20.8 | 25.5 | 22.0 | 24.2 | 22.6 | 23.6 | 17.7 | 34.1 | 30.0 | 20.3 | 9.6 |
| 4. Often | 30.7 | 33.1 | 28.4 | 30.3 | 29.5 | 34.6 | 31.5 | 28.7 | 29.3 | 30.0 | 34.3 | 11.0 | 33.2 | 40.9 | 68.7 | 73.0 |
| <i>Item 20590 Subject A02b</i> | <i>N 2177</i> | <i>965</i> | <i>1105</i> | <i>1401</i> | <i>231</i> | <i>426</i> | <i>557</i> | <i>737</i> | <i>457</i> | <i>1606</i> | <i>418</i> | <i>993</i> | <i>498</i> | <i>237</i> | <i>363</i> | <i>33</i> |
| A28B: LSD | | | | | | | | | | | | | | | | |
| 1. Not at all | 82.8 | 81.9 | 84.2 | 82.5 | 93.3 | 79.5 | 83.9 | 83.4 | 83.7 | 84.2 | 77.7 | 92.4 | 89.9 | 77.7 | 54.8 | 38.9 |
| 2. Once or twice | 11.1 | 11.4 | 11.0 | 11.6 | 3.0 | 12.8 | 8.8 | 11.4 | 11.9 | 10.5 | 14.5 | 5.3 | 7.9 | 17.9 | 26.2 | 20.7 |
| 3. Occasionally | 3.5 | 3.9 | 2.9 | 3.9 | 0.5 | 5.7 | 3.3 | 3.0 | 2.4 | 3.4 | 3.5 | 1.0 | 1.6 | 2.5 | 11.3 | 24.3 |
| 4. Often | 2.6 | 2.8 | 1.9 | 2.0 | 3.1 | 2.0 | 4.0 | 2.3 | 2.0 | 2.0 | 4.3 | 1.2 | 0.6 | 1.9 | 7.7 | 16.1 |
| <i>Item 20600 Subject A02b</i> | <i>N 2162</i> | <i>961</i> | <i>1093</i> | <i>1400</i> | <i>225</i> | <i>424</i> | <i>554</i> | <i>730</i> | <i>454</i> | <i>1596</i> | <i>416</i> | <i>986</i> | <i>496</i> | <i>236</i> | <i>357</i> | <i>33</i> |
| A28C: Other hallucinogens (mescaline, peyote, "shrooms" or psilocybin, PCP, etc.) | | | | | | | | | | | | | | | | |
| 1. Not at all | 73.6 | 70.5 | 76.5 | 72.1 | 91.4 | 72.2 | 74.0 | 75.8 | 71.1 | 74.3 | 67.8 | 88.2 | 79.1 | 60.3 | 36.8 | 39.0 |
| 2. Once or twice | 14.6 | 14.3 | 15.2 | 16.0 | 5.0 | 13.2 | 17.5 | 12.4 | 15.8 | 14.9 | 15.5 | 7.9 | 14.2 | 25.0 | 27.3 | 13.0 |
| 3. Occasionally | 7.3 | 9.7 | 5.0 | 8.0 | 2.2 | 8.7 | 5.0 | 8.6 | 6.7 | 6.8 | 10.7 | 2.8 | 4.2 | 8.9 | 22.0 | 18.2 |
| 4. Often | 4.5 | 5.5 | 3.2 | 3.8 | 1.4 | 6.0 | 3.5 | 3.3 | 6.4 | 4.0 | 6.0 | 1.0 | 2.5 | 5.7 | 13.9 | 29.8 |
| <i>Item 20610 Subject A02b</i> | <i>N 2175</i> | <i>964</i> | <i>1105</i> | <i>1400</i> | <i>231</i> | <i>428</i> | <i>556</i> | <i>734</i> | <i>457</i> | <i>1605</i> | <i>418</i> | <i>992</i> | <i>497</i> | <i>237</i> | <i>363</i> | <i>33</i> |
| A28D: Amphetamines (uppers, pep pills, bennies, speed) | | | | | | | | | | | | | | | | |
| 1. Not at all | 69.4 | 69.0 | 69.7 | 66.6 | 87.6 | 72.3 | 71.1 | 63.9 | 73.1 | 69.7 | 65.2 | 84.2 | 77.0 | 56.2 | 29.2 | 29.4 |
| 2. Once or twice | 15.9 | 15.6 | 16.7 | 17.6 | 7.6 | 16.2 | 14.7 | 17.7 | 13.9 | 16.6 | 13.9 | 10.7 | 15.8 | 25.0 | 24.6 | 13.8 |
| 3. Occasionally | 8.4 | 8.5 | 8.1 | 9.0 | 2.7 | 5.4 | 8.2 | 10.6 | 7.9 | 8.2 | 10.4 | 3.5 | 5.1 | 11.6 | 24.2 | 11.5 |
| 4. Often | 6.4 | 6.9 | 5.5 | 6.8 | 2.1 | 6.0 | 6.0 | 7.8 | 5.0 | 5.5 | 10.5 | 1.6 | 2.0 | 7.2 | 22.0 | 45.4 |
| <i>Item 20620 Subject A02b</i> | <i>N 2174</i> | <i>963</i> | <i>1104</i> | <i>1401</i> | <i>231</i> | <i>428</i> | <i>555</i> | <i>736</i> | <i>455</i> | <i>1605</i> | <i>418</i> | <i>991</i> | <i>497</i> | <i>237</i> | <i>363</i> | <i>33</i> |

DESCRIPTIVE RESULTS: 2002

147

| QUESTIONNAIRE FORM 3 2002 | TOTAL | SEX | | RACE | | REGION | | | | COLLEGE PLANS? | | ILLICIT DRUG USE: LIFETIME | | | | |
|---|---------------|------|------|-------|-------|--------|------|------|------|-------------------|------|----------------------------|------------------------|--------------|---------------|--------------------|
| | | M | F | White | Black | NE | NC | S | W | Yes | No | None | Mari- juana Only | Few Pills | More Pills | Any Her- oin |
| <i>N (Weighted No. of Cases):</i> | 2250 | 983 | 1122 | 1421 | 235 | 447 | 569 | 755 | 479 | 1621 | 432 | 1000 | 501 | 239 | 366 | 33 |
| <i>% of Weighted Total:</i> | 100.0 | 43.7 | 49.9 | 63.2 | 10.5 | 19.9 | 25.3 | 33.6 | 21.3 | 72.0 | 19.2 | 44.5 | 22.3 | 10.6 | 16.2 | 1.5 |
| A28E: Barbiturates (downers, goofballs, reds, yellows, etc.) | | | | | | | | | | | | | | | | |
| 1. Not at all | 82.3 | 79.9 | 84.8 | 81.0 | 93.5 | 85.6 | 84.1 | 77.9 | 84.2 | 82.7 | 78.0 | 93.2 | 89.6 | 75.3 | 50.1 | 38.5 |
| 2. Once or twice | 9.3 | 10.3 | 8.6 | 9.5 | 2.8 | 7.3 | 10.0 | 10.0 | 9.3 | 9.8 | 10.0 | 4.3 | 6.9 | 14.9 | 22.4 | 21.9 |
| 3. Occasionally | 3.8 | 4.4 | 3.1 | 4.2 | 2.6 | 2.6 | 2.2 | 5.7 | 3.6 | 3.7 | 3.9 | 1.5 | 2.2 | 4.7 | 11.3 | 5.9 |
| 4. Often | 4.6 | 5.4 | 3.5 | 5.3 | 1.2 | 4.5 | 3.6 | 6.3 | 2.9 | 3.7 | 8.1 | 1.0 | 1.3 | 5.1 | 16.2 | 33.7 |
| <i>Item 20630 Subject A02b</i> | <i>N</i> 2167 | 959 | 1103 | 1397 | 229 | 426 | 556 | 732 | 454 | 1602 | 416 | 989 | 496 | 237 | 361 | 33 |
| A28F: Tranquilizers (Librium, Valium, Xanax) | | | | | | | | | | | | | | | | |
| 1. Not at all | 77.3 | 76.3 | 77.8 | 73.5 | 94.0 | 83.1 | 79.8 | 69.8 | 81.0 | 77.1 | 75.0 | 88.6 | 85.5 | 68.4 | 42.0 | 43.5 |
| 2. Once or twice | 10.5 | 10.7 | 11.0 | 12.1 | 3.2 | 7.4 | 9.6 | 14.2 | 8.6 | 11.0 | 9.8 | 8.2 | 7.7 | 17.0 | 17.7 | 9.1 |
| 3. Occasionally | 6.5 | 6.6 | 6.0 | 7.9 | 0.8 | 4.6 | 6.0 | 7.9 | 6.5 | 6.6 | 7.0 | 1.8 | 5.4 | 7.7 | 20.3 | 5.5 |
| 4. Often | 5.8 | 6.4 | 5.2 | 6.4 | 1.9 | 4.8 | 4.7 | 8.2 | 4.0 | 5.3 | 8.2 | 1.4 | 1.3 | 6.9 | 20.1 | 41.8 |
| <i>Item 20640 Subject A02b</i> | <i>N</i> 2169 | 961 | 1102 | 1401 | 227 | 424 | 557 | 731 | 457 | 1602 | 418 | 992 | 495 | 237 | 361 | 33 |
| A28G: Cocaine ("coke") | | | | | | | | | | | | | | | | |
| 1. Not at all | 75.1 | 75.1 | 75.6 | 75.0 | 86.9 | 73.1 | 77.2 | 75.6 | 73.6 | 76.5 | 71.1 | 88.9 | 81.9 | 66.2 | 38.0 | 26.6 |
| 2. Once or twice | 12.2 | 12.1 | 12.1 | 12.2 | 4.4 | 14.4 | 12.1 | 10.0 | 13.7 | 12.3 | 11.5 | 6.7 | 11.3 | 21.8 | 21.8 | 10.7 |
| 3. Occasionally | 7.4 | 6.9 | 7.8 | 8.0 | 4.7 | 7.1 | 7.1 | 9.1 | 5.6 | 6.9 | 9.8 | 2.6 | 4.3 | 8.9 | 22.4 | 28.7 |
| 4. Often | 5.3 | 6.0 | 4.5 | 4.7 | 3.9 | 5.4 | 3.5 | 5.3 | 7.2 | 4.4 | 7.6 | 1.8 | 2.4 | 3.1 | 17.8 | 33.9 |
| <i>Item 20650 Subject A02b</i> | <i>N</i> 2174 | 965 | 1105 | 1401 | 231 | 426 | 557 | 735 | 457 | 1606 | 418 | 994 | 497 | 237 | 363 | 33 |
| A28H: Heroin | | | | | | | | | | | | | | | | |
| 1. Not at all | 91.7 | 90.3 | 93.3 | 93.1 | 89.9 | 91.8 | 94.6 | 90.9 | 89.2 | 92.0 | 91.4 | 94.5 | 94.7 | 90.9 | 85.2 | 36.6 |
| 2. Once or twice | 5.4 | 6.7 | 4.4 | 4.5 | 6.2 | 4.4 | 2.7 | 6.1 | 8.6 | 5.3 | 5.3 | 3.8 | 3.9 | 8.3 | 9.1 | 23.8 |
| 3. Occasionally | 1.6 | 1.4 | 1.4 | 1.3 | 2.1 | 2.2 | 1.3 | 1.9 | 0.9 | 1.5 | 1.8 | 0.7 | 0.3 | 0.7 | 3.9 | 26.8 |
| 4. Often | 1.3 | 1.6 | 0.9 | 1.1 | 1.8 | 1.6 | 1.4 | 1.1 | 1.3 | 1.1 | 1.5 | 1.0 | 1.0 | 0.2 | 1.8 | 12.8 |
| <i>Item 20660 Subject A02b</i> | <i>N</i> 2175 | 965 | 1105 | 1401 | 231 | 426 | 555 | 736 | 458 | 1605 | 420 | 993 | 497 | 237 | 363 | 33 |
| A28I: Other narcotics (methadone, opium, codeine, etc.) | | | | | | | | | | | | | | | | |
| 1. Not at all | 77.5 | 75.9 | 78.9 | 74.9 | 92.2 | 74.6 | 79.5 | 75.6 | 80.7 | 77.6 | 74.6 | 90.0 | 86.6 | 64.7 | 41.5 | 30.2 |
| 2. Once or twice | 12.5 | 11.7 | 13.6 | 14.5 | 3.1 | 12.7 | 12.2 | 13.8 | 10.6 | 12.8 | 13.1 | 6.8 | 9.3 | 23.2 | 26.8 | 7.5 |
| 3. Occasionally | 6.2 | 7.9 | 4.8 | 6.7 | 3.0 | 6.8 | 5.0 | 7.2 | 5.7 | 6.2 | 7.3 | 1.4 | 3.0 | 10.7 | 18.5 | 40.4 |
| 4. Often | 3.8 | 4.6 | 2.6 | 4.0 | 1.7 | 5.9 | 3.4 | 3.4 | 3.0 | 3.4 | 5.0 | 1.8 | 1.0 | 1.3 | 13.1 | 21.9 |
| <i>Item 20670 Subject A02b</i> | <i>N</i> 2168 | 963 | 1102 | 1397 | 231 | 423 | 555 | 732 | 457 | 1601 | 419 | 991 | 496 | 235 | 362 | 33 |
| A28J: Alcoholic beverages (beer, wine, liquor) | | | | | | | | | | | | | | | | |
| 1. Not at all | 10.5 | 10.1 | 10.6 | 9.1 | 20.2 | 10.2 | 9.4 | 10.3 | 12.5 | 10.6 | 9.3 | 18.6 | 4.5 | 1.9 | 0.6 | 16.2 |
| 2. Once or twice | 13.7 | 11.3 | 15.8 | 12.3 | 21.1 | 15.6 | 11.6 | 15.5 | 11.8 | 14.1 | 13.0 | 20.7 | 10.5 | 9.0 | 3.5 | 4.2 |
| 3. Occasionally | 25.0 | 25.2 | 24.7 | 24.0 | 24.5 | 27.0 | 24.3 | 23.6 | 26.0 | 24.9 | 24.0 | 28.8 | 28.8 | 21.7 | 12.3 | 6.1 |
| 4. Often | 50.8 | 53.4 | 48.9 | 54.6 | 34.2 | 47.2 | 54.7 | 50.5 | 49.8 | 50.4 | 53.7 | 31.8 | 56.2 | 67.4 | 83.5 | 73.5 |
| <i>Item 20680 Subject A02b</i> | <i>N</i> 2175 | 965 | 1108 | 1401 | 232 | 424 | 555 | 737 | 459 | 1604 | 419 | 995 | 497 | 237 | 363 | 33 |
| A29: The next questions ask for your opinions on the effects of using certain drugs and other substances. How much do you think people risk harming themselves (physically or in other ways) if they . . . | | | | | | | | | | | | | | | | |
| A29A: Smoke one or more packs of cigarettes per day | | | | | | | | | | | | | | | | |
| 1. No risk | 2.5 | 2.5 | 2.1 | 1.5 | 2.5 | 2.6 | 1.7 | 2.3 | 3.6 | 2.1 | 3.7 | 2.3 | 2.3 | 0.8 | 1.6 | 9.1 |
| 2. Slight risk | 5.7 | 5.8 | 5.2 | 5.6 | 5.6 | 5.3 | 5.2 | 7.0 | 4.8 | 5.3 | 5.9 | 5.1 | 3.7 | 7.7 | 7.9 | 18.3 |
| 3. Moderate risk | 23.2 | 22.4 | 24.2 | 25.1 | 21.6 | 21.4 | 27.6 | 24.4 | 17.7 | 22.1 | 28.4 | 21.8 | 24.0 | 22.7 | 28.3 | 16.2 |
| 4. Great risk | 67.2 | 67.6 | 67.4 | 67.1 | 67.2 | 69.0 | 64.4 | 64.7 | 72.8 | 69.7 | 59.1 | 69.4 | 69.5 | 67.3 | 60.5 | 48.8 |
| 5. Can't say, drug unfamiliar | 1.3 | 1.7 | 1.1 | 0.7 | 3.2 | 1.6 | 1.1 | 1.5 | 1.1 | 0.9 | 2.8 | 1.5 | 0.5 | 1.6 | 1.7 | 7.6 |
| <i>Item 12360 Subject A14a</i> | <i>N</i> 2166 | 966 | 1103 | 1391 | 231 | 420 | 553 | 730 | 463 | 1603 | 419 | 993 | 493 | 239 | 360 | 33 |

MONITORING THE FUTURE

| QUESTIONNAIRE FORM 3 2002 | TOTAL | SEX | | RACE | | REGION | | | | COLLEGE PLANS? | | ILLICIT DRUG USE: LIFETIME | | | | |
|---|---------------|------------|-------------|-------------|------------|------------|------------|------------|------------|-------------------|------------|----------------------------|------------------------|--------------|---------------|--------------------|
| | | M | F | White | Black | NE | NC | S | W | Yes | No | None | Mari- juana Only | Few Pills | More Pills | Any Her- oin |
| <i>N (Weighted No. of Cases):</i> | 2250 | 983 | 1122 | 1421 | 235 | 447 | 569 | 755 | 479 | 1621 | 432 | 1000 | 501 | 239 | 366 | 33 |
| <i>% of Weighted Total:</i> | 100.0 | 43.7 | 49.9 | 63.2 | 10.5 | 19.9 | 25.3 | 33.6 | 21.3 | 72.0 | 19.2 | 44.5 | 22.3 | 10.6 | 16.2 | 1.5 |
| A29B: Try marijuana once or twice | | | | | | | | | | | | | | | | |
| 1. No risk | 35.6 | 41.2 | 29.6 | 35.8 | 23.2 | 42.4 | 33.3 | 31.7 | 38.3 | 34.6 | 39.7 | 13.1 | 45.5 | 48.3 | 70.3 | 65.1 |
| 2. Slight risk | 30.5 | 27.6 | 33.7 | 30.7 | 32.0 | 28.4 | 29.9 | 30.1 | 33.5 | 32.0 | 26.3 | 30.8 | 37.2 | 32.8 | 19.6 | 24.0 |
| 3. Moderate risk | 15.2 | 14.3 | 16.6 | 16.1 | 14.9 | 14.2 | 19.6 | 13.7 | 13.3 | 15.9 | 13.2 | 23.5 | 11.2 | 7.4 | 6.0 | 2.1 |
| 4. Great risk | 16.1 | 14.0 | 17.7 | 14.8 | 25.7 | 11.5 | 14.5 | 21.7 | 13.4 | 15.2 | 17.7 | 28.1 | 5.9 | 9.0 | 3.1 | 1.2 |
| 5. Can't say, drug unfamiliar | 2.6 | 3.0 | 2.3 | 2.6 | 4.2 | 3.4 | 2.7 | 2.8 | 1.5 | 2.3 | 3.1 | 4.4 | 0.2 | 2.5 | 1.1 | 7.6 |
| <i>Item 12370 Subject A14a</i> | <i>N 2169</i> | <i>966</i> | <i>1105</i> | <i>1393</i> | <i>230</i> | <i>421</i> | <i>554</i> | <i>731</i> | <i>463</i> | <i>1604</i> | <i>421</i> | <i>993</i> | <i>496</i> | <i>239</i> | <i>360</i> | <i>33</i> |
| A29C: Smoke marijuana occasionally | | | | | | | | | | | | | | | | |
| 1. No risk | 14.7 | 17.3 | 11.3 | 14.4 | 7.4 | 18.1 | 13.1 | 13.8 | 15.0 | 13.4 | 20.2 | 3.4 | 14.4 | 19.1 | 38.7 | 47.7 |
| 2. Slight risk | 27.0 | 30.3 | 24.5 | 27.5 | 30.7 | 30.0 | 27.0 | 24.9 | 27.8 | 27.4 | 26.0 | 14.4 | 39.1 | 34.6 | 39.5 | 26.3 |
| 3. Moderate risk | 28.2 | 25.8 | 30.8 | 29.7 | 23.0 | 26.9 | 30.6 | 26.4 | 29.2 | 29.7 | 23.6 | 32.1 | 32.4 | 28.7 | 13.7 | 17.2 |
| 4. Great risk | 27.3 | 23.1 | 30.9 | 25.6 | 33.8 | 21.9 | 25.9 | 31.9 | 26.5 | 27.2 | 25.7 | 45.8 | 13.1 | 15.7 | 7.0 | 1.2 |
| 5. Can't say, drug unfamiliar | 2.8 | 3.4 | 2.4 | 2.8 | 5.0 | 3.2 | 3.4 | 3.0 | 1.6 | 2.3 | 4.4 | 4.3 | 0.9 | 2.0 | 1.1 | 7.6 |
| <i>Item 12380 Subject A14a</i> | <i>N 2163</i> | <i>964</i> | <i>1102</i> | <i>1392</i> | <i>230</i> | <i>422</i> | <i>552</i> | <i>731</i> | <i>458</i> | <i>1598</i> | <i>421</i> | <i>991</i> | <i>493</i> | <i>239</i> | <i>360</i> | <i>33</i> |
| A29D: Smoke marijuana regularly | | | | | | | | | | | | | | | | |
| 1. No risk | 7.0 | 8.2 | 4.9 | 6.6 | 5.0 | 9.0 | 6.1 | 7.4 | 5.6 | 5.7 | 12.6 | 1.4 | 5.9 | 8.2 | 18.3 | 34.7 |
| 2. Slight risk | 14.0 | 17.1 | 11.6 | 14.3 | 12.9 | 16.2 | 14.7 | 11.6 | 14.8 | 13.2 | 16.9 | 4.8 | 17.8 | 21.1 | 28.9 | 18.6 |
| 3. Moderate risk | 24.0 | 26.5 | 21.4 | 23.8 | 21.7 | 23.1 | 25.7 | 21.3 | 27.0 | 24.9 | 21.2 | 17.3 | 29.8 | 25.7 | 33.1 | 26.6 |
| 4. Great risk | 52.2 | 44.7 | 59.8 | 52.4 | 56.0 | 48.5 | 50.2 | 56.6 | 51.0 | 53.9 | 44.5 | 72.4 | 45.5 | 42.0 | 18.1 | 12.5 |
| 5. Can't say, drug unfamiliar | 2.9 | 3.5 | 2.4 | 3.0 | 4.4 | 3.2 | 3.3 | 3.2 | 1.6 | 2.3 | 4.9 | 4.1 | 1.1 | 3.0 | 1.4 | 7.6 |
| <i>Item 12390 Subject A14a</i> | <i>N 2161</i> | <i>966</i> | <i>1097</i> | <i>1386</i> | <i>232</i> | <i>420</i> | <i>553</i> | <i>727</i> | <i>460</i> | <i>1598</i> | <i>418</i> | <i>989</i> | <i>495</i> | <i>236</i> | <i>360</i> | <i>33</i> |
| A29E: Try cocaine in powder form once or twice | | | | | | | | | | | | | | | | |
| 1. No risk | 4.1 | 4.8 | 2.7 | 3.6 | 3.7 | 3.5 | 2.9 | 3.4 | 7.2 | 3.4 | 6.8 | 1.3 | 3.1 | 4.6 | 9.8 | 24.2 |
| 2. Slight risk | 13.6 | 12.6 | 15.0 | 13.3 | 9.4 | 14.1 | 11.4 | 11.9 | 18.5 | 14.0 | 14.0 | 8.5 | 12.3 | 12.6 | 28.0 | 33.0 |
| 3. Moderate risk | 20.4 | 17.4 | 23.5 | 21.3 | 12.3 | 23.8 | 22.4 | 18.1 | 18.5 | 22.0 | 13.3 | 19.9 | 17.7 | 25.4 | 23.3 | 21.3 |
| 4. Great risk | 54.8 | 57.4 | 53.5 | 55.1 | 66.9 | 50.8 | 54.3 | 60.5 | 50.4 | 55.3 | 55.2 | 63.1 | 58.6 | 51.5 | 35.6 | 7.5 |
| 5. Can't say, drug unfamiliar | 7.0 | 7.8 | 5.2 | 6.7 | 7.7 | 7.7 | 9.0 | 6.1 | 5.4 | 5.3 | 10.7 | 7.1 | 8.3 | 6.0 | 3.3 | 13.9 |
| <i>Item 12501 Subject A14a</i> | <i>N 2164</i> | <i>966</i> | <i>1101</i> | <i>1391</i> | <i>231</i> | <i>421</i> | <i>554</i> | <i>728</i> | <i>461</i> | <i>1603</i> | <i>418</i> | <i>990</i> | <i>496</i> | <i>239</i> | <i>360</i> | <i>33</i> |
| A29F: Take cocaine powder occasionally | | | | | | | | | | | | | | | | |
| 1. No risk | 2.1 | 2.4 | 1.5 | 1.5 | 1.7 | 2.5 | 2.0 | 1.2 | 3.3 | 1.7 | 3.6 | 0.8 | 2.2 | 0.6 | 3.7 | 14.8 |
| 2. Slight risk | 3.2 | 3.7 | 2.8 | 3.2 | 1.4 | 2.1 | 1.8 | 3.5 | 5.6 | 2.4 | 5.5 | 1.1 | 1.5 | 4.0 | 7.9 | 31.7 |
| 3. Moderate risk | 15.7 | 15.0 | 16.0 | 16.8 | 12.4 | 17.6 | 17.2 | 13.4 | 15.6 | 16.0 | 15.1 | 11.4 | 13.6 | 19.8 | 27.1 | 19.0 |
| 4. Great risk | 72.2 | 71.4 | 74.3 | 71.9 | 75.8 | 70.5 | 70.8 | 75.4 | 70.2 | 74.5 | 66.0 | 79.8 | 74.6 | 69.7 | 57.7 | 27.0 |
| 5. Can't say, drug unfamiliar | 6.8 | 7.5 | 5.4 | 6.5 | 8.7 | 7.3 | 8.2 | 6.5 | 5.4 | 5.4 | 9.9 | 6.9 | 8.1 | 5.9 | 3.5 | 7.6 |
| <i>Item 12502 Subject A14a</i> | <i>N 2163</i> | <i>966</i> | <i>1099</i> | <i>1390</i> | <i>229</i> | <i>422</i> | <i>554</i> | <i>728</i> | <i>459</i> | <i>1600</i> | <i>418</i> | <i>987</i> | <i>496</i> | <i>239</i> | <i>360</i> | <i>33</i> |
| A29G: Take cocaine powder regularly | | | | | | | | | | | | | | | | |
| 1. No risk | 1.8 | 2.0 | 1.2 | 0.9 | 1.6 | 2.5 | 1.7 | 0.6 | 3.3 | 1.1 | 4.2 | 0.8 | 2.2 | 0.8 | 1.4 | 14.1 |
| 2. Slight risk | 1.0 | 1.1 | 0.8 | 1.2 | 0.1 | 1.4 | 0.7 | 0.9 | 1.0 | 0.6 | 2.1 | * | 0.9 | - | 3.2 | 13.5 |
| 3. Moderate risk | 4.3 | 5.1 | 3.7 | 4.7 | 2.5 | 3.9 | 4.9 | 4.4 | 4.0 | 3.9 | 6.2 | 2.5 | 2.0 | 6.7 | 9.6 | 24.2 |
| 4. Great risk | 86.1 | 84.6 | 88.9 | 86.5 | 88.7 | 85.0 | 84.9 | 87.7 | 86.4 | 89.0 | 77.6 | 89.6 | 87.2 | 87.0 | 82.4 | 40.6 |
| 5. Can't say, drug unfamiliar | 6.7 | 7.1 | 5.4 | 6.7 | 7.1 | 7.3 | 7.8 | 6.5 | 5.3 | 5.3 | 9.9 | 7.1 | 7.7 | 5.6 | 3.4 | 7.6 |
| <i>Item 12503 Subject A14a</i> | <i>N 2166</i> | <i>964</i> | <i>1104</i> | <i>1392</i> | <i>231</i> | <i>421</i> | <i>554</i> | <i>731</i> | <i>461</i> | <i>1603</i> | <i>420</i> | <i>992</i> | <i>496</i> | <i>238</i> | <i>360</i> | <i>33</i> |
| A29H: Try "crack" cocaine once or twice | | | | | | | | | | | | | | | | |
| 1. No risk | 2.5 | 2.9 | 1.7 | 1.9 | 1.6 | 2.7 | 1.9 | 1.2 | 5.1 | 2.1 | 4.1 | 1.3 | 2.5 | 2.6 | 2.7 | 19.0 |
| 2. Slight risk | 8.8 | 7.8 | 9.7 | 8.0 | 8.0 | 8.7 | 7.7 | 9.3 | 9.6 | 9.1 | 9.0 | 7.2 | 7.8 | 7.3 | 14.1 | 25.9 |
| 3. Moderate risk | 18.3 | 15.5 | 21.0 | 19.2 | 12.2 | 20.4 | 17.3 | 17.3 | 19.2 | 19.5 | 14.0 | 17.6 | 16.1 | 23.8 | 18.8 | 21.9 |
| 4. Great risk | 62.4 | 65.5 | 60.8 | 62.9 | 70.9 | 60.0 | 64.2 | 64.8 | 58.8 | 62.7 | 62.6 | 66.0 | 65.1 | 59.1 | 58.3 | 25.6 |
| 5. Can't say, drug unfamiliar | 7.9 | 8.3 | 6.8 | 7.9 | 7.2 | 8.1 | 8.9 | 7.5 | 7.3 | 6.7 | 10.3 | 7.9 | 8.5 | 7.2 | 6.2 | 7.6 |
| <i>Item 12504 Subject A14a</i> | <i>N 2162</i> | <i>966</i> | <i>1100</i> | <i>1389</i> | <i>231</i> | <i>420</i> | <i>554</i> | <i>727</i> | <i>461</i> | <i>1603</i> | <i>417</i> | <i>989</i> | <i>495</i> | <i>239</i> | <i>360</i> | <i>33</i> |
| A29I: Take "crack" cocaine occasionally | | | | | | | | | | | | | | | | |
| 1. No risk | 1.6 | 1.6 | 1.1 | 0.7 | 2.3 | 1.9 | 1.1 | 1.0 | 2.7 | 1.4 | 2.4 | 1.0 | 1.9 | 0.6 | 0.8 | 9.1 |
| 2. Slight risk | 1.7 | 2.1 | 1.2 | 1.5 | 1.4 | 1.8 | 1.0 | 1.1 | 3.2 | 1.3 | 3.3 | 0.5 | 1.9 | 1.9 | 3.5 | 12.9 |
| 3. Moderate risk | 11.6 | 9.6 | 13.3 | 11.9 | 9.0 | 13.2 | 11.9 | 10.9 | 10.8 | 11.8 | 9.9 | 10.1 | 9.5 | 13.6 | 15.5 | 20.9 |
| 4. Great risk | 77.3 | 78.2 | 77.8 | 78.1 | 80.3 | 75.3 | 77.0 | 79.6 | 75.7 | 78.9 | 73.7 | 80.4 | 78.2 | 77.4 | 73.9 | 49.6 |
| 5. Can't say, drug unfamiliar | 7.9 | 8.4 | 6.7 | 7.8 | 7.1 | 7.8 | 9.0 | 7.3 | 7.7 | 6.6 | 10.6 | 8.0 | 8.5 | 6.5 | 6.4 | 7.6 |
| <i>Item 12505 Subject A14a</i> | <i>N 2162</i> | <i>965</i> | <i>1101</i> | <i>1390</i> | <i>231</i> | <i>420</i> | <i>554</i> | <i>728</i> | <i>460</i> | <i>1601</i> | <i>418</i> | <i>988</i> | <i>495</i> | <i>239</i> | <i>360</i> | <i>33</i> |

* = less than .05 percent.

DESCRIPTIVE RESULTS: 2002

149

| QUESTIONNAIRE FORM 3 2002 | TOTAL | SEX | | RACE | | REGION | | | | COLLEGE PLANS? | | ILLICIT DRUG USE: LIFETIME | | | | |
|---|---------------|------|------|-------|-------|--------|------|------|------|-------------------|------|----------------------------|------------------------|--------------|---------------|--------------------|
| | | M | F | White | Black | NE | NC | S | W | Yes | No | None | Mari- juana Only | Few Pills | More Pills | Any Her- oin |
| <i>N (Weighted No. of Cases):</i> | 2250 | 983 | 1122 | 1421 | 235 | 447 | 569 | 755 | 479 | 1621 | 432 | 1000 | 501 | 239 | 366 | 33 |
| <i>% of Weighted Total:</i> | 100.0 | 43.7 | 49.9 | 63.2 | 10.5 | 19.9 | 25.3 | 33.6 | 21.3 | 72.0 | 19.2 | 44.5 | 22.3 | 10.6 | 16.2 | 1.5 |
| A29J: Take "crack" cocaine regularly | | | | | | | | | | | | | | | | |
| 1. No risk | 1.4 | 1.4 | 1.2 | 0.6 | 1.6 | 2.2 | 1.1 | 0.6 | 2.5 | 1.1 | 2.8 | 0.9 | 1.9 | 0.8 | 0.6 | 8.4 |
| 2. Slight risk | 1.1 | 1.3 | 0.7 | 1.2 | 0.9 | 1.6 | 1.1 | 1.0 | 0.9 | 0.7 | 2.5 | 0.1 | 1.2 | 0.3 | 3.2 | 10.1 |
| 3. Moderate risk | 2.9 | 3.0 | 2.9 | 2.8 | 2.7 | 3.5 | 2.8 | 3.0 | 2.4 | 2.8 | 3.2 | 2.5 | 2.0 | 4.5 | 3.4 | 8.5 |
| 4. Great risk | 86.7 | 85.9 | 88.8 | 87.7 | 87.7 | 85.2 | 86.2 | 88.1 | 86.4 | 88.9 | 80.9 | 88.5 | 86.5 | 87.9 | 86.4 | 65.5 |
| 5. Can't say, drug unfamiliar | 7.9 | 8.4 | 6.5 | 7.7 | 7.1 | 7.6 | 8.7 | 7.4 | 7.7 | 6.5 | 10.6 | 8.0 | 8.3 | 6.5 | 6.4 | 7.6 |
| <i>Item 12506 Subject A14a</i> | <i>N</i> 2158 | 966 | 1097 | 1388 | 231 | 420 | 551 | 728 | 459 | 1598 | 418 | 989 | 494 | 239 | 358 | 33 |
| A29K: Try one or two drinks of an alcoholic beverage (beer, wine, liquor) | | | | | | | | | | | | | | | | |
| 1. No risk | 48.0 | 52.1 | 44.1 | 51.1 | 26.4 | 51.4 | 50.4 | 41.5 | 52.5 | 49.1 | 46.0 | 35.0 | 50.5 | 57.9 | 71.3 | 64.6 |
| 2. Slight risk | 33.6 | 29.9 | 37.9 | 35.0 | 34.4 | 32.5 | 31.8 | 38.5 | 28.9 | 34.4 | 31.8 | 37.5 | 38.1 | 31.6 | 20.5 | 26.6 |
| 3. Moderate risk | 7.4 | 5.8 | 8.5 | 6.3 | 12.6 | 7.6 | 9.8 | 6.2 | 6.2 | 6.9 | 8.8 | 11.0 | 4.8 | 4.7 | 3.6 | - |
| 4. Great risk | 9.6 | 10.6 | 8.4 | 6.9 | 22.1 | 7.4 | 6.1 | 12.7 | 11.2 | 8.8 | 10.1 | 15.2 | 5.3 | 5.0 | 3.6 | 1.2 |
| 5. Can't say, drug unfamiliar | 1.3 | 1.6 | 1.0 | 0.7 | 4.5 | 1.1 | 1.9 | 1.2 | 1.2 | 0.7 | 3.3 | 1.4 | 1.2 | 0.8 | 1.1 | 7.6 |
| <i>Item 12510 Subject A14a</i> | <i>N</i> 2162 | 964 | 1101 | 1390 | 231 | 418 | 553 | 730 | 461 | 1601 | 419 | 988 | 496 | 239 | 360 | 33 |
| A29L: Take one or two drinks nearly every day | | | | | | | | | | | | | | | | |
| 1. No risk | 12.7 | 17.3 | 8.0 | 13.3 | 5.9 | 12.0 | 14.0 | 12.7 | 11.7 | 11.7 | 16.7 | 5.8 | 12.7 | 14.5 | 27.3 | 33.5 |
| 2. Slight risk | 32.4 | 34.4 | 31.0 | 35.6 | 16.5 | 34.4 | 35.8 | 30.3 | 29.6 | 33.1 | 31.2 | 28.3 | 35.8 | 34.9 | 39.0 | 23.9 |
| 3. Moderate risk | 31.4 | 28.2 | 34.8 | 32.3 | 33.5 | 30.9 | 29.5 | 31.5 | 33.9 | 32.4 | 30.4 | 34.3 | 32.1 | 33.5 | 22.1 | 24.0 |
| 4. Great risk | 22.1 | 18.5 | 25.1 | 17.9 | 39.0 | 21.5 | 18.8 | 23.8 | 24.1 | 21.9 | 18.4 | 30.3 | 18.0 | 16.1 | 10.6 | 10.5 |
| 5. Can't say, drug unfamiliar | 1.4 | 1.7 | 1.2 | 0.9 | 5.1 | 1.1 | 1.9 | 1.7 | 0.8 | 0.9 | 3.3 | 1.4 | 1.4 | 1.0 | 1.1 | 8.1 |
| <i>Item 12520 Subject A14a</i> | <i>N</i> 2158 | 961 | 1100 | 1389 | 230 | 421 | 550 | 729 | 459 | 1597 | 418 | 987 | 496 | 239 | 360 | 31 |
| A29M: Take four or five drinks nearly every day | | | | | | | | | | | | | | | | |
| 1. No risk | 4.3 | 6.6 | 1.7 | 3.9 | 1.8 | 3.8 | 5.1 | 3.4 | 5.4 | 3.3 | 8.0 | 1.6 | 3.7 | 2.1 | 9.9 | 37.6 |
| 2. Slight risk | 9.5 | 12.3 | 7.0 | 10.0 | 4.3 | 7.7 | 9.5 | 11.5 | 8.2 | 9.2 | 12.0 | 6.4 | 9.8 | 10.9 | 17.7 | 6.8 |
| 3. Moderate risk | 24.7 | 25.2 | 24.1 | 28.1 | 13.8 | 25.3 | 31.0 | 21.1 | 22.3 | 24.5 | 26.2 | 20.6 | 27.0 | 27.7 | 31.2 | 23.3 |
| 4. Great risk | 60.1 | 54.3 | 66.3 | 57.2 | 75.6 | 62.1 | 52.5 | 62.6 | 63.3 | 62.1 | 50.6 | 70.0 | 58.4 | 58.5 | 40.1 | 24.8 |
| 5. Can't say, drug unfamiliar | 1.3 | 1.6 | 0.9 | 0.7 | 4.5 | 1.1 | 1.9 | 1.3 | 0.8 | 0.8 | 3.2 | 1.4 | 1.1 | 0.8 | 1.1 | 7.6 |
| <i>Item 12530 Subject A14a</i> | <i>N</i> 2161 | 964 | 1101 | 1391 | 230 | 419 | 553 | 729 | 459 | 1600 | 418 | 991 | 496 | 239 | 358 | 33 |
| A29N: Have five or more drinks once or twice each weekend | | | | | | | | | | | | | | | | |
| 1. No risk | 9.9 | 13.6 | 6.0 | 10.2 | 3.5 | 11.2 | 10.1 | 9.3 | 9.5 | 8.8 | 14.8 | 3.6 | 9.7 | 12.5 | 22.7 | 30.3 |
| 2. Slight risk | 17.2 | 19.5 | 15.5 | 20.2 | 7.7 | 16.9 | 21.2 | 16.3 | 14.2 | 18.4 | 14.2 | 10.1 | 19.1 | 18.9 | 32.5 | 24.7 |
| 3. Moderate risk | 22.7 | 21.0 | 24.4 | 24.2 | 13.6 | 21.6 | 23.6 | 23.0 | 22.2 | 22.4 | 25.0 | 21.1 | 28.5 | 25.7 | 19.8 | 18.8 |
| 4. Great risk | 48.6 | 44.2 | 52.9 | 44.4 | 69.3 | 48.7 | 43.0 | 49.8 | 53.2 | 49.3 | 42.8 | 64.0 | 41.0 | 42.0 | 23.5 | 18.6 |
| 5. Can't say, drug unfamiliar | 1.6 | 1.8 | 1.2 | 1.0 | 5.9 | 1.5 | 2.2 | 1.6 | 0.9 | 1.1 | 3.3 | 1.3 | 1.7 | 1.0 | 1.5 | 7.6 |
| <i>Item 12540 Subject A14a</i> | <i>N</i> 2164 | 966 | 1102 | 1392 | 230 | 420 | 553 | 730 | 461 | 1601 | 420 | 991 | 496 | 239 | 360 | 33 |
| A30: How difficult do you think it would be for you to get each of the following types of drugs, if you wanted some? | | | | | | | | | | | | | | | | |
| A30A: Marijuana | | | | | | | | | | | | | | | | |
| 1. Probably impossible | 4.3 | 3.4 | 4.8 | 2.8 | 8.0 | 4.8 | 3.4 | 3.7 | 6.0 | 4.6 | 3.8 | 7.7 | 0.8 | - | 0.5 | 15.8 |
| 2. Very difficult | 2.3 | 1.3 | 3.3 | 2.2 | 2.8 | 0.8 | 2.8 | 2.5 | 3.0 | 2.4 | 2.2 | 4.5 | 0.6 | 0.3 | 0.8 | - |
| 3. Fairly difficult | 5.4 | 4.4 | 6.2 | 5.5 | 2.6 | 5.9 | 5.2 | 5.9 | 4.3 | 5.1 | 6.7 | 9.1 | 2.1 | 4.4 | 0.9 | - |
| 4. Fairly easy | 22.9 | 22.5 | 23.1 | 24.7 | 14.9 | 23.1 | 24.1 | 21.4 | 23.7 | 24.0 | 19.4 | 33.3 | 16.2 | 19.8 | 7.8 | 6.4 |
| 5. Very easy | 65.0 | 68.5 | 62.6 | 64.8 | 71.7 | 65.4 | 64.4 | 66.6 | 62.9 | 64.0 | 67.9 | 45.3 | 80.4 | 75.6 | 90.0 | 77.8 |
| <i>Item 6750 Subject A03a</i> | <i>N</i> 2153 | 956 | 1103 | 1389 | 228 | 418 | 547 | 727 | 461 | 1593 | 419 | 989 | 496 | 236 | 359 | 33 |
| A30B: "Crack" cocaine | | | | | | | | | | | | | | | | |
| 1. Probably impossible | 12.9 | 12.7 | 12.5 | 10.2 | 23.0 | 10.8 | 12.3 | 12.1 | 16.9 | 11.2 | 18.3 | 18.0 | 8.7 | 8.2 | 5.6 | 18.8 |
| 2. Very difficult | 15.4 | 17.2 | 13.8 | 17.4 | 11.1 | 18.5 | 19.6 | 11.9 | 13.2 | 16.9 | 10.6 | 16.2 | 18.1 | 12.7 | 13.2 | 9.9 |
| 3. Fairly difficult | 29.7 | 28.8 | 31.5 | 33.7 | 14.4 | 32.7 | 31.0 | 27.2 | 29.4 | 30.9 | 28.0 | 30.1 | 29.9 | 31.1 | 29.3 | 25.4 |
| 4. Fairly easy | 25.5 | 24.1 | 26.8 | 26.2 | 19.3 | 21.3 | 24.4 | 29.2 | 24.9 | 25.8 | 25.6 | 23.8 | 24.8 | 30.8 | 28.1 | 18.3 |
| 5. Very easy | 16.4 | 17.1 | 15.4 | 12.4 | 32.2 | 16.6 | 12.7 | 19.6 | 15.6 | 15.3 | 17.6 | 11.9 | 18.5 | 17.2 | 23.8 | 27.6 |
| <i>Item 6811 Subject A03a</i> | <i>N</i> 2144 | 954 | 1095 | 1381 | 228 | 418 | 547 | 720 | 459 | 1587 | 418 | 985 | 492 | 236 | 356 | 33 |

MONITORING THE FUTURE

| QUESTIONNAIRE FORM 3 2002 | TOTAL | SEX | | RACE | | REGION | | | | COLLEGE PLANS? | | ILLICIT DRUG USE: LIFETIME | | | | |
|---|---------------|------|------|-------|-------|--------|------|------|------|-------------------|------|----------------------------|------------------------|--------------|---------------|--------------------|
| | | M | F | White | Black | NE | NC | S | W | Yes | No | None | Mari- juana Only | Few Pills | More Pills | Any Her- oin |
| <i>N (Weighted No. of Cases):</i> | 2250 | 983 | 1122 | 1421 | 235 | 447 | 569 | 755 | 479 | 1621 | 432 | 1000 | 501 | 239 | 366 | 33 |
| <i>% of Weighted Total:</i> | 100.0 | 43.7 | 49.9 | 63.2 | 10.5 | 19.9 | 25.3 | 33.6 | 21.3 | 72.0 | 19.2 | 44.5 | 22.3 | 10.6 | 16.2 | 1.5 |
| A30C: Cocaine powder | | | | | | | | | | | | | | | | |
| 1. Probably impossible | 13.7 | 14.5 | 12.4 | 10.9 | 26.0 | 12.6 | 12.7 | 12.3 | 18.0 | 11.7 | 19.3 | 19.4 | 9.9 | 8.5 | 4.8 | 14.6 |
| 2. Very difficult | 15.6 | 16.8 | 14.5 | 17.2 | 13.8 | 19.0 | 19.0 | 12.5 | 13.2 | 17.2 | 11.2 | 16.9 | 18.7 | 14.8 | 8.6 | 6.4 |
| 3. Fairly difficult | 27.9 | 26.5 | 29.7 | 31.8 | 12.0 | 28.9 | 32.1 | 24.8 | 26.7 | 28.8 | 26.4 | 29.9 | 29.5 | 28.3 | 22.5 | 15.6 |
| 4. Fairly easy | 24.5 | 22.4 | 26.4 | 24.8 | 19.9 | 21.8 | 22.1 | 26.7 | 26.4 | 25.5 | 21.2 | 22.0 | 23.2 | 30.3 | 30.2 | 24.4 |
| 5. Very easy | 18.4 | 19.8 | 17.0 | 15.3 | 28.4 | 17.7 | 14.2 | 23.6 | 15.7 | 16.8 | 21.9 | 11.8 | 18.7 | 18.1 | 33.9 | 39.0 |
| <i>Item 6812 Subject A03a</i> | <i>N</i> 2149 | 957 | 1098 | 1386 | 228 | 419 | 547 | 723 | 459 | 1591 | 418 | 986 | 492 | 237 | 359 | 33 |
| This section asks about a number of different things. | | | | | | | | | | | | | | | | |
| D01: How satisfied are you with your life as a whole these days? | | | | | | | | | | | | | | | | |
| 1. Completely dissatisfied | 3.7 | 4.9 | 2.2 | 1.6 | 8.5 | 2.6 | 3.3 | 2.3 | 7.3 | 2.4 | 6.9 | 2.7 | 3.5 | 3.9 | 4.4 | 21.3 |
| 2. Quite dissatisfied | 6.0 | 6.0 | 6.1 | 5.7 | 6.4 | 5.7 | 6.1 | 5.8 | 6.6 | 5.9 | 6.6 | 4.2 | 4.3 | 6.2 | 10.0 | 23.2 |
| 3. Somewhat dissatisfied | 8.4 | 7.9 | 8.9 | 7.6 | 11.3 | 8.8 | 9.1 | 8.7 | 6.6 | 8.2 | 9.7 | 8.5 | 7.8 | 10.0 | 8.2 | - |
| 4. Neither, or mixed feelings | 11.8 | 11.9 | 11.5 | 10.0 | 16.3 | 11.1 | 12.2 | 11.1 | 13.0 | 11.8 | 11.5 | 9.9 | 11.8 | 12.9 | 15.9 | 8.4 |
| 5. Somewhat satisfied | 22.2 | 21.9 | 22.6 | 23.9 | 21.8 | 27.9 | 19.3 | 24.2 | 17.7 | 22.7 | 20.5 | 21.1 | 22.5 | 24.7 | 23.7 | 27.8 |
| 6. Quite satisfied | 38.5 | 37.5 | 39.6 | 41.9 | 26.5 | 35.8 | 44.0 | 35.8 | 38.2 | 40.3 | 33.1 | 41.2 | 41.3 | 35.3 | 32.1 | 15.6 |
| 7. Completely satisfied | 9.4 | 9.9 | 9.1 | 9.3 | 9.3 | 8.1 | 5.9 | 12.2 | 10.6 | 8.7 | 11.6 | 12.3 | 8.7 | 7.0 | 5.7 | 3.6 |
| <i>Item 6840 Subject P01, Q01</i> | <i>N</i> 2051 | 922 | 1065 | 1375 | 205 | 368 | 543 | 709 | 432 | 1580 | 420 | 944 | 461 | 229 | 349 | 29 |
| The next questions are about feeling unsafe—that is, feeling that someone might try to harm or injure you. | | | | | | | | | | | | | | | | |
| D02: How often do you feel unsafe when you are at school? | | | | | | | | | | | | | | | | |
| 1. Never | 52.6 | 59.2 | 46.8 | 54.1 | 49.9 | 53.2 | 56.1 | 49.5 | 52.8 | 52.1 | 54.6 | 49.7 | 58.2 | 48.6 | 57.8 | 27.9 |
| 2. Rarely | 34.3 | 27.7 | 40.4 | 34.8 | 24.3 | 33.2 | 35.3 | 33.3 | 35.9 | 35.6 | 31.3 | 38.3 | 31.1 | 34.9 | 27.7 | 38.8 |
| 3. Some days | 7.5 | 6.2 | 8.7 | 6.8 | 13.6 | 7.3 | 5.0 | 11.2 | 4.9 | 7.0 | 7.5 | 7.4 | 5.6 | 8.3 | 8.6 | 17.7 |
| 4. Most days | 2.7 | 2.9 | 2.3 | 1.6 | 8.0 | 1.9 | 2.3 | 3.4 | 2.8 | 2.7 | 3.1 | 2.0 | 1.8 | 7.2 | 2.4 | 7.7 |
| 5. Every day | 2.8 | 4.0 | 1.8 | 2.7 | 4.2 | 4.5 | 1.3 | 2.6 | 3.7 | 2.7 | 3.6 | 2.5 | 3.2 | 1.0 | 3.5 | 7.9 |
| <i>Item 25770 Subject B07</i> | <i>N</i> 2056 | 921 | 1070 | 1377 | 207 | 368 | 542 | 712 | 434 | 1583 | 419 | 946 | 462 | 229 | 351 | 30 |
| D03: How often do you feel unsafe going to or from school? | | | | | | | | | | | | | | | | |
| 1. Never | 58.8 | 65.3 | 53.5 | 62.4 | 45.4 | 62.6 | 63.5 | 53.9 | 57.7 | 58.8 | 60.4 | 58.1 | 66.8 | 55.5 | 57.8 | 24.1 |
| 2. Rarely | 31.6 | 25.6 | 36.6 | 30.5 | 37.7 | 28.0 | 30.4 | 35.0 | 30.5 | 32.5 | 28.2 | 34.6 | 25.7 | 31.7 | 28.5 | 37.3 |
| 3. Some days | 5.9 | 4.1 | 7.3 | 4.8 | 7.0 | 4.9 | 3.3 | 7.5 | 7.3 | 5.2 | 8.0 | 4.8 | 3.7 | 8.0 | 8.6 | 24.2 |
| 4. Most days | 1.7 | 1.8 | 1.6 | 0.6 | 6.2 | 2.6 | 0.9 | 1.8 | 1.7 | 1.6 | 1.4 | 1.2 | 1.1 | 3.0 | 2.6 | 6.6 |
| 5. Every day | 2.0 | 3.2 | 1.0 | 1.6 | 3.6 | 1.9 | 1.9 | 1.8 | 2.7 | 2.0 | 2.0 | 1.3 | 2.7 | 1.8 | 2.5 | 7.9 |
| <i>Item 25780 Subject B07</i> | <i>N</i> 2051 | 921 | 1066 | 1374 | 206 | 366 | 543 | 709 | 434 | 1581 | 416 | 943 | 462 | 228 | 349 | 30 |
| D04: During the LAST FOUR WEEKS, how many days did you not go to school because you felt you would be unsafe at school or on your way to or from school? | | | | | | | | | | | | | | | | |
| 1. 0 days | 97.1 | 97.0 | 97.4 | 98.1 | 95.1 | 97.4 | 97.5 | 97.4 | 95.8 | 97.4 | 96.2 | 98.1 | 98.2 | 96.8 | 96.4 | 66.2 |
| 2. 1 day | 1.4 | 1.5 | 1.2 | 0.6 | 4.5 | 1.6 | 0.7 | 1.2 | 2.3 | 1.1 | 2.4 | 0.5 | 0.9 | 2.8 | 0.8 | 26.1 |
| 3. 2 or 3 days | 0.9 | 0.9 | 1.0 | 0.8 | 0.4 | 0.7 | 0.7 | 0.7 | 1.5 | 0.9 | 0.8 | 1.1 | 0.2 | 0.2 | 1.1 | 6.9 |
| 4. 4 or more days | 0.7 | 0.6 | 0.5 | 0.5 | - | 0.2 | 1.1 | 0.7 | 0.5 | 0.5 | 0.5 | 0.4 | 0.7 | 0.2 | 1.7 | 0.8 |
| <i>Item 25790 Subject B07</i> | <i>N</i> 2042 | 917 | 1062 | 1370 | 205 | 364 | 542 | 708 | 428 | 1575 | 415 | 936 | 461 | 228 | 349 | 30 |
| Lately there has been some attention paid to certain drugs. | | | | | | | | | | | | | | | | |
| D05: During the last 12 months, on how many occasions (if any) have you . . . | | | | | | | | | | | | | | | | |
| D05A: . . . taken ketamine ("special K," "super K") | | | | | | | | | | | | | | | | |
| 1. 0 occasions | 97.2 | 96.6 | 98.2 | 97.1 | 98.2 | 95.6 | 97.0 | 97.1 | 99.0 | 97.8 | 94.7 | 100.0 | 100.0 | 97.5 | 89.9 | 57.3 |
| 2. 1-2 | 1.6 | 2.3 | 0.9 | 1.6 | 1.0 | 2.3 | 2.0 | 1.4 | 0.7 | 0.9 | 4.3 | - | - | 0.8 | 5.6 | 24.2 |
| 3. 3-5 | 0.7 | 0.5 | 0.7 | 0.7 | 0.5 | 1.3 | 0.3 | 1.0 | 0.1 | 0.7 | 0.6 | - | - | 1.2 | 2.0 | 13.1 |
| 4. 6-9 | 0.2 | 0.2 | 0.1 | 0.2 | - | 0.3 | 0.3 | 0.1 | 0.2 | 0.3 | - | - | - | - | 0.9 | 3.1 |
| 5. 10-19 | 0.1 | - | - | 0.1 | - | 0.5 | - | - | - | 0.1 | - | - | - | - | - | - |
| 6. 20-39 | 0.1 | 0.1 | 0.1 | 0.1 | - | - | 0.2 | 0.1 | - | 0.1 | 0.1 | - | - | - | 0.4 | 2.3 |
| 7. 40 or more | 0.2 | 0.3 | * | 0.1 | 0.2 | - | 0.2 | 0.3 | - | 0.1 | 0.3 | - | - | 0.5 | 0.6 | - |
| <i>Item 31060 Subject A01b</i> | <i>N</i> 2038 | 911 | 1064 | 1369 | 206 | 362 | 541 | 706 | 429 | 1572 | 414 | 935 | 460 | 226 | 349 | 30 |

* = less than .05 percent.

DESCRIPTIVE RESULTS: 2002

151

| QUESTIONNAIRE FORM 3 2002 | TOTAL | SEX | | RACE | | REGION | | | | COLLEGE PLANS? | | ILLICIT DRUG USE: LIFETIME | | | | |
|--|---------------|------------|-------------|-------------|------------|------------|------------|------------|------------|-------------------|------------|----------------------------|------------------------|--------------|---------------|--------------------|
| | | M | F | White | Black | NE | NC | S | W | Yes | No | None | Mari- juana Only | Few Pills | More Pills | Any Her- oin |
| <i>N (Weighted No. of Cases):</i> | 2250 | 983 | 1122 | 1421 | 235 | 447 | 569 | 755 | 479 | 1621 | 432 | 1000 | 501 | 239 | 366 | 33 |
| <i>% of Weighted Total:</i> | 100.0 | 43.7 | 49.9 | 63.2 | 10.5 | 19.9 | 25.3 | 33.6 | 21.3 | 72.0 | 19.2 | 44.5 | 22.3 | 10.6 | 16.2 | 1.5 |
| D05B: . . . taken "andro" (androstenedione, non-prescription steroid) | | | | | | | | | | | | | | | | |
| 1. 0 occasions | 97.7 | 95.8 | 99.5 | 97.3 | 98.4 | 96.7 | 98.0 | 97.3 | 98.6 | 98.3 | 95.0 | 99.6 | 98.1 | 98.6 | 93.4 | 81.4 |
| 2. 1-2 | 0.9 | 1.5 | 0.3 | 1.0 | 0.4 | 0.7 | 0.6 | 1.4 | 0.8 | 0.7 | 2.2 | 0.2 | 0.3 | 0.8 | 3.1 | 6.9 |
| 3. 3-5 | 0.4 | 0.8 | - | 0.5 | 0.6 | 1.4 | 0.2 | 0.3 | 0.1 | 0.3 | 1.0 | - | 1.1 | - | 0.8 | 0.8 |
| 4. 6-9 | 0.2 | 0.4 | - | 0.3 | - | 0.5 | 0.3 | 0.2 | - | 0.1 | 0.8 | 0.2 | - | 0.4 | - | 3.8 |
| 5. 10-19 | 0.3 | 0.6 | - | 0.4 | - | - | 0.3 | 0.5 | 0.2 | 0.4 | - | - | 0.3 | - | 1.2 | - |
| 6. 20-39 | 0.2 | 0.3 | - | 0.2 | - | - | 0.4 | 0.1 | - | 0.1 | 0.5 | - | - | - | 0.9 | - |
| 7. 40 or more | 0.3 | 0.5 | 0.2 | 0.3 | 0.6 | 0.7 | 0.3 | 0.3 | 0.2 | 0.3 | 0.5 | * | 0.2 | 0.2 | 0.6 | 7.1 |
| <i>Item 31160 Subject A01b</i> | <i>N</i> 2034 | <i>906</i> | <i>1064</i> | <i>1368</i> | <i>205</i> | <i>362</i> | <i>539</i> | <i>705</i> | <i>428</i> | <i>1568</i> | <i>414</i> | <i>932</i> | <i>460</i> | <i>226</i> | <i>348</i> | <i>30</i> |
| D05C: . . . taken creatine (amino acid used to build muscles) | | | | | | | | | | | | | | | | |
| 1. 0 occasions | 91.6 | 83.7 | 98.6 | 91.0 | 94.9 | 91.2 | 90.9 | 93.4 | 89.8 | 91.9 | 90.2 | 94.4 | 92.1 | 89.4 | 87.1 | 66.2 |
| 2. 1-2 | 2.0 | 3.7 | 0.5 | 2.2 | 1.4 | 0.9 | 3.0 | 1.8 | 2.2 | 1.6 | 3.8 | 1.7 | 0.8 | 4.4 | 2.2 | 12.4 |
| 3. 3-5 | 1.1 | 2.3 | 0.2 | 1.2 | 1.6 | 1.0 | 1.2 | 1.1 | 1.2 | 1.2 | 1.1 | 0.7 | 1.0 | 1.0 | 1.9 | 7.4 |
| 4. 6-9 | 1.3 | 2.5 | 0.2 | 1.4 | - | 2.2 | 1.5 | 0.9 | 1.0 | 1.3 | 1.5 | 0.5 | 1.1 | 1.7 | 3.3 | 3.1 |
| 5. 10-19 | 1.2 | 2.6 | - | 1.1 | 1.2 | 1.2 | 0.9 | 1.1 | 1.9 | 1.1 | 1.4 | 1.3 | 1.1 | 2.4 | 0.9 | - |
| 6. 20-39 | 1.3 | 2.5 | 0.3 | 1.3 | 0.8 | 1.2 | 1.6 | 0.4 | 2.3 | 1.4 | 1.0 | 0.5 | 2.1 | 0.7 | 2.5 | 2.3 |
| 7. 40 or more | 1.4 | 2.7 | 0.2 | 1.8 | - | 2.2 | 0.9 | 1.2 | 1.8 | 1.5 | 1.0 | 1.0 | 1.9 | 0.5 | 2.1 | 8.5 |
| <i>Item 31170 Subject A01b</i> | <i>N</i> 2033 | <i>908</i> | <i>1061</i> | <i>1365</i> | <i>204</i> | <i>361</i> | <i>540</i> | <i>706</i> | <i>427</i> | <i>1568</i> | <i>412</i> | <i>933</i> | <i>459</i> | <i>226</i> | <i>346</i> | <i>30</i> |
| D05D: . . . taken ritalin (without a doctor's orders) | | | | | | | | | | | | | | | | |
| 1. 0 occasions | 97.2 | 96.6 | 98.0 | 96.9 | 98.4 | 96.4 | 96.9 | 97.6 | 97.6 | 97.8 | 94.7 | 100.0 | 100.0 | 98.4 | 89.6 | 53.5 |
| 2. 1-2 | 1.3 | 1.6 | 0.8 | 1.2 | 1.1 | 2.1 | 1.1 | 0.9 | 1.5 | 1.1 | 2.2 | - | - | 1.1 | 5.3 | 12.5 |
| 3. 3-5 | 0.4 | 0.5 | 0.3 | 0.5 | 0.4 | - | 0.7 | 0.5 | 0.3 | 0.5 | 0.2 | - | - | 0.4 | 1.4 | 6.5 |
| 4. 6-9 | 0.4 | 0.5 | 0.1 | 0.3 | - | 0.3 | 0.6 | - | 0.7 | 0.2 | 1.1 | - | - | - | 0.9 | 9.4 |
| 5. 10-19 | * | 0.1 | - | 0.1 | - | - | 0.2 | - | - | 0.1 | - | - | - | - | 0.3 | - |
| 6. 20-39 | 0.2 | 0.3 | 0.2 | 0.3 | - | - | 0.4 | 0.4 | - | 0.2 | 0.5 | - | - | - | 0.6 | 9.5 |
| 7. 40 or more | 0.5 | 0.4 | 0.5 | 0.7 | - | 1.2 | - | 0.7 | - | 0.2 | 1.3 | - | - | - | 1.9 | 8.6 |
| <i>Item 31180 Subject A01b</i> | <i>N</i> 2032 | <i>907</i> | <i>1062</i> | <i>1368</i> | <i>203</i> | <i>361</i> | <i>539</i> | <i>703</i> | <i>429</i> | <i>1566</i> | <i>414</i> | <i>933</i> | <i>457</i> | <i>226</i> | <i>349</i> | <i>30</i> |
| D05E: . . . taken Rohypnol ("roopies," "roofies") | | | | | | | | | | | | | | | | |
| 1. 0 occasions | 98.5 | 98.2 | 99.0 | 98.4 | 99.2 | 98.7 | 98.5 | 98.6 | 98.5 | 98.8 | 97.4 | 100.0 | 100.0 | 99.0 | 96.0 | 63.8 |
| 2. 1-2 | 0.7 | 0.9 | 0.5 | 0.8 | - | 0.5 | 0.6 | 0.5 | 1.2 | 0.6 | 1.2 | - | - | - | 2.2 | 19.3 |
| 3. 3-5 | 0.4 | 0.5 | 0.1 | 0.4 | 0.4 | 0.3 | 0.6 | 0.4 | - | 0.2 | 0.8 | - | - | 1.0 | 0.8 | 4.1 |
| 4. 6-9 | 0.2 | 0.1 | 0.3 | 0.2 | 0.4 | 0.2 | 0.1 | 0.3 | - | 0.3 | - | - | - | - | 0.2 | 8.1 |
| 5. 10-19 | * | * | - | - | - | - | - | - | 0.1 | * | - | - | - | - | - | 0.8 |
| 6. 20-39 | 0.1 | 0.2 | - | 0.1 | - | 0.1 | 0.2 | 0.1 | 0.2 | 0.1 | 0.3 | - | - | - | 0.4 | 0.7 |
| 7. 40 or more | 0.1 | 0.1 | 0.1 | 0.2 | - | 0.3 | - | 0.2 | - | 0.1 | 0.3 | - | - | - | 0.3 | 3.1 |
| <i>Item 29785 Subject A01b</i> | <i>N</i> 2035 | <i>908</i> | <i>1064</i> | <i>1368</i> | <i>205</i> | <i>361</i> | <i>541</i> | <i>705</i> | <i>429</i> | <i>1570</i> | <i>414</i> | <i>933</i> | <i>459</i> | <i>226</i> | <i>349</i> | <i>30</i> |
| D06: At any time during the LAST 12 MONTHS, have you felt in your own mind that you should REDUCE or STOP your use of . . . | | | | | | | | | | | | | | | | |
| D06A: Alcohol? | | | | | | | | | | | | | | | | |
| 1. Yes | 23.3 | 23.9 | 22.1 | 22.1 | 26.2 | 19.1 | 21.9 | 26.7 | 23.2 | 22.8 | 25.5 | 13.5 | 32.0 | 28.2 | 32.0 | 37.0 |
| 2. No | 50.1 | 49.7 | 50.8 | 52.7 | 33.5 | 57.6 | 55.2 | 45.4 | 45.0 | 49.6 | 52.9 | 36.7 | 59.6 | 60.0 | 63.5 | 56.5 |
| 8. Haven't used in last 12 months | 26.5 | 26.4 | 27.1 | 25.2 | 40.3 | 23.3 | 22.9 | 27.9 | 31.7 | 27.5 | 21.5 | 49.8 | 8.4 | 11.8 | 4.6 | 6.5 |
| <i>Item 8910 Subject A01i</i> | <i>N</i> 1783 | <i>817</i> | <i>912</i> | <i>1248</i> | <i>152</i> | <i>323</i> | <i>471</i> | <i>625</i> | <i>364</i> | <i>1389</i> | <i>350</i> | <i>776</i> | <i>406</i> | <i>209</i> | <i>335</i> | <i>23</i> |
| D06B: Cigarettes? | | | | | | | | | | | | | | | | |
| 1. Yes | 22.0 | 22.3 | 21.4 | 23.7 | 15.7 | 19.6 | 24.9 | 23.9 | 17.3 | 20.3 | 29.0 | 7.6 | 24.4 | 31.2 | 48.8 | 50.4 |
| 2. No | 17.1 | 16.7 | 17.3 | 16.4 | 15.4 | 15.7 | 21.8 | 15.0 | 16.1 | 15.7 | 22.6 | 12.2 | 20.0 | 20.2 | 20.9 | 36.8 |
| 8. Haven't used in last 12 months | 60.8 | 61.0 | 61.3 | 59.8 | 68.9 | 64.7 | 53.3 | 61.2 | 66.6 | 64.0 | 48.4 | 80.2 | 55.6 | 48.6 | 30.3 | 12.8 |
| <i>Item 8920 Subject A01i</i> | <i>N</i> 1968 | <i>882</i> | <i>1022</i> | <i>1338</i> | <i>185</i> | <i>355</i> | <i>524</i> | <i>683</i> | <i>405</i> | <i>1522</i> | <i>395</i> | <i>892</i> | <i>437</i> | <i>225</i> | <i>346</i> | <i>29</i> |
| D06C: Marijuana? | | | | | | | | | | | | | | | | |
| 1. Yes | 18.5 | 19.5 | 17.4 | 19.0 | 21.3 | 17.9 | 20.3 | 19.2 | 15.6 | 17.9 | 21.9 | - | 36.4 | 26.1 | 38.9 | 32.0 |
| 2. No | 20.1 | 21.3 | 18.8 | 18.8 | 17.1 | 26.5 | 18.4 | 18.1 | 20.2 | 19.7 | 22.1 | - | 33.3 | 31.4 | 44.9 | 64.7 |
| 8. Haven't used in last 12 months | 61.3 | 59.2 | 63.7 | 62.2 | 61.7 | 55.7 | 61.2 | 62.7 | 64.2 | 62.4 | 56.0 | 100.0 | 30.3 | 42.5 | 16.2 | 3.3 |
| <i>Item 8930 Subject A01i</i> | <i>N</i> 1760 | <i>795</i> | <i>910</i> | <i>1221</i> | <i>156</i> | <i>318</i> | <i>471</i> | <i>612</i> | <i>359</i> | <i>1362</i> | <i>357</i> | <i>798</i> | <i>377</i> | <i>206</i> | <i>324</i> | <i>22</i> |

*=less than .05 percent.

MONITORING THE FUTURE

| QUESTIONNAIRE FORM 3 2002 | TOTAL | SEX | | RACE | | REGION | | | | COLLEGE PLANS? | | ILLICIT DRUG USE: LIFETIME | | | | |
|---|---------------|------------|-------------|-------------|------------|------------|------------|------------|------------|-------------------|------------|----------------------------|------------------------|--------------|---------------|--------------------|
| | | M | F | White | Black | NE | NC | S | W | Yes | No | None | Mari- juana Only | Few Pills | More Pills | Any Her- oin |
| <i>N (Weighted No. of Cases):</i> | 2250 | 983 | 1122 | 1421 | 235 | 447 | 569 | 755 | 479 | 1621 | 432 | 1000 | 501 | 239 | 366 | 33 |
| <i>% of Weighted Total:</i> | 100.0 | 43.7 | 49.9 | 63.2 | 10.5 | 19.9 | 25.3 | 33.6 | 21.3 | 72.0 | 19.2 | 44.5 | 22.3 | 10.6 | 16.2 | 1.5 |
| D06D: Hallucinogens (LSD, etc.)? | | | | | | | | | | | | | | | | |
| 1. Yes | 2.0 | 3.0 | 0.8 | 2.0 | - | 2.7 | 1.7 | 2.0 | 1.5 | 1.6 | 3.6 | - | - | 0.6 | 9.7 | 23.5 |
| 2. No | 4.2 | 5.2 | 3.2 | 4.4 | 2.3 | 6.3 | 2.7 | 3.7 | 5.1 | 3.6 | 6.9 | - | - | 0.9 | 21.5 | 39.0 |
| 8. Haven't used in last 12 months | 93.8 | 91.8 | 96.0 | 93.6 | 97.7 | 91.0 | 95.6 | 94.3 | 93.3 | 94.8 | 89.5 | 100.0 | 100.0 | 98.5 | 68.8 | 37.5 |
| <i>Item 8940 Subject A01i</i> | <i>N 1735</i> | <i>772</i> | <i>909</i> | <i>1207</i> | <i>151</i> | <i>326</i> | <i>445</i> | <i>606</i> | <i>358</i> | <i>1358</i> | <i>334</i> | <i>805</i> | <i>388</i> | <i>200</i> | <i>287</i> | <i>20</i> |
| D06E: Amphetamines (uppers)? | | | | | | | | | | | | | | | | |
| 1. Yes | 3.7 | 3.7 | 3.2 | 4.2 | - | 1.6 | 3.8 | 4.3 | 4.3 | 3.3 | 5.7 | - | - | 0.9 | 21.4 | 27.7 |
| 2. No | 4.5 | 4.3 | 4.5 | 4.6 | 1.3 | 4.5 | 4.8 | 5.2 | 2.8 | 4.3 | 5.6 | - | - | 2.1 | 24.4 | 39.0 |
| 8. Haven't used in last 12 months | 91.8 | 92.0 | 92.2 | 91.2 | 98.7 | 93.8 | 91.4 | 90.5 | 92.9 | 92.5 | 88.8 | 100.0 | 100.0 | 96.9 | 54.2 | 33.3 |
| <i>Item 8950 Subject A01i</i> | <i>N 1665</i> | <i>738</i> | <i>873</i> | <i>1164</i> | <i>147</i> | <i>306</i> | <i>440</i> | <i>587</i> | <i>332</i> | <i>1312</i> | <i>315</i> | <i>797</i> | <i>386</i> | <i>174</i> | <i>252</i> | <i>22</i> |
| D06F: Tranquilizers? | | | | | | | | | | | | | | | | |
| 1. Yes | 1.7 | 1.6 | 1.7 | 2.0 | - | 1.7 | 1.1 | 2.0 | 1.7 | 1.1 | 3.6 | - | - | 3.1 | 7.1 | 19.3 |
| 2. No | 3.6 | 4.0 | 3.5 | 3.9 | 0.9 | 2.2 | 3.8 | 5.4 | 1.8 | 3.0 | 6.7 | - | - | 1.6 | 18.1 | 53.7 |
| 8. Haven't used in last 12 months | 94.7 | 94.3 | 94.8 | 94.1 | 99.1 | 96.1 | 95.1 | 92.5 | 96.4 | 95.9 | 89.7 | 100.0 | 100.0 | 95.3 | 74.8 | 27.0 |
| <i>Item 9005 Subject A01i</i> | <i>N 1686</i> | <i>744</i> | <i>891</i> | <i>1169</i> | <i>147</i> | <i>320</i> | <i>443</i> | <i>579</i> | <i>344</i> | <i>1322</i> | <i>326</i> | <i>804</i> | <i>386</i> | <i>188</i> | <i>252</i> | <i>23</i> |
| D06G: Barbiturates/quaaludes (downers)? | | | | | | | | | | | | | | | | |
| 1. Yes | 2.2 | 2.7 | 1.6 | 2.7 | 0.7 | 2.2 | 0.9 | 3.7 | 1.1 | 2.1 | 2.2 | - | - | 1.2 | 10.9 | 18.6 |
| 2. No | 5.2 | 5.3 | 5.0 | 5.5 | 2.3 | 3.7 | 6.3 | 5.7 | 4.2 | 4.4 | 8.2 | - | - | 5.3 | 23.2 | 49.8 |
| 8. Haven't used in last 12 months | 92.7 | 92.0 | 93.4 | 91.8 | 97.0 | 94.1 | 92.9 | 90.6 | 94.6 | 93.5 | 89.6 | 100.0 | 100.0 | 93.5 | 65.9 | 31.6 |
| <i>Item 8970 Subject A01i</i> | <i>N 1890</i> | <i>833</i> | <i>995</i> | <i>1290</i> | <i>176</i> | <i>344</i> | <i>506</i> | <i>657</i> | <i>383</i> | <i>1472</i> | <i>374</i> | <i>881</i> | <i>430</i> | <i>219</i> | <i>294</i> | <i>27</i> |
| D06H: Cocaine? | | | | | | | | | | | | | | | | |
| 1. Yes | 3.6 | 3.2 | 3.9 | 4.1 | 0.3 | 3.4 | 2.5 | 4.5 | 3.8 | 3.5 | 4.6 | - | - | 2.3 | 16.9 | 31.0 |
| 2. No | 2.6 | 3.0 | 2.2 | 3.0 | 1.0 | 2.0 | 4.0 | 2.4 | 1.5 | 1.9 | 5.1 | - | - | 0.8 | 9.6 | 57.9 |
| 8. Haven't used in last 12 months | 93.8 | 93.8 | 93.9 | 92.9 | 98.7 | 94.5 | 93.5 | 93.1 | 94.8 | 94.6 | 90.3 | 100.0 | 100.0 | 96.9 | 73.4 | 11.1 |
| <i>Item 8980 Subject A01i</i> | <i>N 1766</i> | <i>781</i> | <i>930</i> | <i>1237</i> | <i>143</i> | <i>326</i> | <i>469</i> | <i>612</i> | <i>359</i> | <i>1386</i> | <i>340</i> | <i>805</i> | <i>387</i> | <i>211</i> | <i>307</i> | <i>24</i> |
| D06I: Heroin? | | | | | | | | | | | | | | | | |
| 1. Yes | 0.6 | 0.5 | 0.7 | 0.5 | 2.5 | 1.0 | - | 1.1 | 0.1 | 0.7 | 0.1 | - | - | - | - | 40.6 |
| 2. No | 0.6 | 1.0 | 0.2 | 0.4 | 0.9 | 0.8 | 0.8 | 0.1 | 0.8 | 0.4 | 1.5 | - | - | - | - | 38.0 |
| 8. Haven't used in last 12 months | 98.8 | 98.6 | 99.1 | 99.0 | 96.6 | 98.3 | 99.2 | 98.7 | 99.1 | 98.9 | 98.4 | 100.0 | 100.0 | 100.0 | 100.0 | 21.4 |
| <i>Item 8990 Subject A01i</i> | <i>N 1773</i> | <i>790</i> | <i>927</i> | <i>1235</i> | <i>149</i> | <i>330</i> | <i>468</i> | <i>609</i> | <i>366</i> | <i>1393</i> | <i>342</i> | <i>803</i> | <i>387</i> | <i>211</i> | <i>314</i> | <i>25</i> |
| D06J: Other narcotics? | | | | | | | | | | | | | | | | |
| 1. Yes | 1.8 | 2.1 | 1.3 | 1.8 | - | 1.7 | 0.8 | 2.4 | 2.4 | 1.9 | 1.4 | - | - | 2.2 | 9.0 | 26.9 |
| 2. No | 3.3 | 3.2 | 3.5 | 4.2 | - | 3.8 | 3.1 | 3.8 | 2.4 | 2.9 | 5.3 | - | - | 1.1 | 19.9 | 27.8 |
| 8. Haven't used in last 12 months | 94.8 | 94.7 | 95.1 | 94.0 | 100.0 | 94.6 | 96.1 | 93.8 | 95.2 | 95.2 | 93.4 | 100.0 | 100.0 | 96.7 | 71.1 | 45.3 |
| <i>Item 9000 Subject A01i</i> | <i>N 1668</i> | <i>735</i> | <i>884</i> | <i>1158</i> | <i>145</i> | <i>313</i> | <i>435</i> | <i>585</i> | <i>335</i> | <i>1319</i> | <i>313</i> | <i>800</i> | <i>386</i> | <i>189</i> | <i>244</i> | <i>17</i> |
| D07: How likely is it that you will use marijuana in the next 12 months? | | | | | | | | | | | | | | | | |
| 1. Definitely will—GO TO Q.D09 | 13.5 | 15.7 | 11.5 | 13.8 | 7.4 | 15.5 | 14.1 | 13.2 | 11.2 | 12.5 | 17.2 | 0.7 | 10.9 | 16.2 | 47.8 | 76.1 |
| 2. Probably will—GO TO Q.D09 | 12.1 | 11.0 | 12.7 | 11.3 | 12.9 | 13.0 | 13.2 | 11.5 | 10.7 | 12.9 | 8.7 | 1.7 | 21.6 | 25.5 | 19.5 | 11.1 |
| 3. Probably will not | 16.9 | 20.3 | 14.5 | 16.7 | 12.2 | 21.8 | 14.7 | 14.1 | 19.9 | 16.1 | 19.6 | 10.2 | 30.2 | 24.3 | 15.7 | 4.8 |
| 4. Definitely will not | 57.6 | 53.0 | 61.3 | 58.2 | 67.5 | 49.6 | 57.9 | 61.1 | 58.2 | 58.5 | 54.6 | 87.4 | 37.4 | 34.0 | 17.0 | 8.0 |
| <i>Item 9010 Subject A04a</i> | <i>N 1888</i> | <i>821</i> | <i>1008</i> | <i>1286</i> | <i>167</i> | <i>342</i> | <i>503</i> | <i>653</i> | <i>390</i> | <i>1480</i> | <i>366</i> | <i>900</i> | <i>402</i> | <i>211</i> | <i>313</i> | <i>25</i> |

| QUESTIONNAIRE FORM 3 2002 | TOTAL | SEX | | RACE | | REGION | | | | COLLEGE PLANS? | | ILLCIT DRUG USE: LIFETIME | | | | | |
|---|-----------|------|------|-------|-------|--------|------|------|------|-------------------|------|---------------------------|------------------------|--------------|---------------|--------------------|----|
| | | M | F | White | Black | NE | NC | S | W | Yes | No | None | Mari- juana Only | Few Pills | More Pills | Any Her- oin | |
| <i>N (Weighted No. of Cases):</i> | 2250 | 983 | 1122 | 1421 | 235 | 447 | 569 | 755 | 479 | 1621 | 432 | 1000 | 501 | 239 | 366 | 33 | |
| <i>% of Weighted Total:</i> | 100.0 | 43.7 | 49.9 | 63.2 | 10.5 | 19.9 | 25.3 | 33.6 | 21.3 | 72.0 | 19.2 | 44.5 | 22.3 | 10.6 | 16.2 | 1.5 | |
| D08: Here are some reasons people give for not using marijuana, or for stopping use. Please tell us which reasons are true for you. (Mark all that apply.) | | | | | | | | | | | | | | | | | |
| A. Concerned about possible psychological damage | 56.3 | 50.4 | 61.1 | 57.3 | 52.7 | 52.1 | 54.2 | 62.2 | 52.9 | 57.3 | 51.1 | 64.5 | 36.4 | 50.2 | 36.8 | 65.6 | |
| B. Concerned about possible physical damage | 55.8 | 51.3 | 59.4 | 57.6 | 54.4 | 49.6 | 56.9 | 61.4 | 50.5 | 56.9 | 50.7 | 65.0 | 38.7 | 38.0 | 35.3 | 37.6 | |
| C. Concerned about getting arrested | 49.5 | 50.9 | 48.9 | 52.8 | 34.2 | 51.1 | 47.3 | 52.5 | 46.1 | 50.6 | 45.0 | 52.6 | 40.5 | 44.7 | 47.6 | 37.6 | |
| D. Concerned about becoming addicted to marijuana | 45.6 | 42.3 | 48.8 | 45.5 | 48.4 | 42.4 | 47.2 | 47.7 | 42.8 | 46.3 | 40.0 | 53.8 | 30.4 | 35.4 | 28.5 | 37.6 | |
| E. It's against my beliefs | 46.3 | 42.9 | 49.7 | 50.4 | 38.1 | 40.9 | 48.2 | 49.4 | 43.7 | 48.9 | 37.5 | 55.1 | 27.8 | 40.6 | 28.1 | 37.6 | |
| F. Concerned about loss of energy or ambition | 37.0 | 34.8 | 38.7 | 38.4 | 33.6 | 33.7 | 38.7 | 39.7 | 33.2 | 37.8 | 34.3 | 41.2 | 28.0 | 30.4 | 29.9 | 37.6 | |
| G. Concerned about possible loss of control of myself | 47.4 | 40.7 | 53.4 | 48.1 | 47.5 | 50.3 | 46.6 | 50.2 | 41.7 | 48.5 | 41.7 | 55.2 | 29.6 | 36.7 | 33.7 | 65.6 | |
| H. It might lead to stronger drugs | 50.3 | 47.9 | 53.0 | 51.8 | 49.9 | 49.4 | 49.1 | 52.2 | 49.4 | 51.3 | 45.5 | 56.0 | 38.7 | 40.6 | 38.7 | 37.6 | |
| I. Not enjoyable, I didn't like it | 26.2 | 20.3 | 31.1 | 27.2 | 26.0 | 30.2 | 25.7 | 26.1 | 23.8 | 25.3 | 31.6 | 20.8 | 38.2 | 31.1 | 33.6 | 65.6 | |
| J. My parents would disapprove | 61.4 | 59.5 | 63.9 | 65.3 | 43.3 | 63.8 | 59.3 | 61.6 | 61.5 | 63.7 | 52.3 | 67.0 | 48.8 | 62.0 | 48.9 | 37.6 | |
| K. My husband/wife (or boyfriend/girlfriend) would disapprove | 32.2 | 34.1 | 31.6 | 33.6 | 21.5 | 28.7 | 28.9 | 36.2 | 32.8 | 31.9 | 32.2 | 32.5 | 28.7 | 37.3 | 34.6 | 37.6 | |
| L. I don't like being with the people who use it | 40.3 | 33.6 | 46.1 | 43.7 | 27.2 | 34.7 | 40.0 | 41.4 | 43.2 | 40.1 | 39.4 | 47.1 | 26.7 | 30.5 | 28.6 | 37.6 | |
| M. My friends don't use it | 33.8 | 30.2 | 37.0 | 37.7 | 22.8 | 29.3 | 30.2 | 37.8 | 35.5 | 34.8 | 30.2 | 41.0 | 18.7 | 23.2 | 23.6 | 37.6 | |
| N. I might have a bad trip | 21.3 | 19.1 | 23.6 | 20.8 | 25.3 | 22.2 | 19.2 | 23.9 | 18.9 | 21.3 | 21.3 | 22.5 | 15.0 | 27.0 | 17.2 | 87.6 | |
| O. Too expensive | 24.2 | 29.6 | 20.4 | 28.8 | 10.6 | 26.5 | 25.9 | 22.6 | 22.8 | 25.0 | 21.2 | 24.6 | 21.3 | 18.0 | 27.1 | 37.6 | |
| P. Not available | 6.2 | 6.9 | 5.4 | 5.9 | 2.9 | 7.1 | 5.4 | 7.3 | 4.9 | 6.6 | 4.9 | 7.8 | 1.9 | 2.7 | 5.3 | 37.6 | |
| Q. Don't feel like getting high | 65.9 | 63.3 | 68.5 | 67.2 | 58.1 | 68.7 | 64.0 | 63.4 | 70.2 | 66.1 | 64.0 | 69.7 | 61.2 | 62.2 | 55.0 | 50.1 | |
| <i>Item 9020-9180 Subject A06b</i> | <i>N†</i> | 1357 | 579 | 740 | 934 | 132 | 237 | 353 | 472 | 294 | 1074 | 253 | 853 | 258 | 118 | 98 | 3 |
| D09A: Has your use of alcohol ever caused any of the following problems for you? | | | | | | | | | | | | | | | | | |
| Responses to this set of questions are not included because of complexities in the presentation and interpretation of the data. | | | | | | | | | | | | | | | | | |
| <i>Item 9190-9350 Subject A07b</i> | <i>N</i> | | | | | | | | | | | | | | | | |
| D09M: Has your use of marijuana ever caused any of the following problems for you? | | | | | | | | | | | | | | | | | |
| Responses to this set of questions are not included because of complexities in the presentation and interpretation of the data. | | | | | | | | | | | | | | | | | |
| <i>Item 9360-9520 Subject A07b</i> | <i>N</i> | | | | | | | | | | | | | | | | |
| D09O: Has your use of other drugs ever caused any of the following problems for you? | | | | | | | | | | | | | | | | | |
| Responses to this set of quesitons are not included because of complexities in the presentation and interpretation of the data. | | | | | | | | | | | | | | | | | |
| <i>Item 9530-9690 Subject A07b</i> | <i>N</i> | | | | | | | | | | | | | | | | |
| E01: How many of your friends would you estimate . . . | | | | | | | | | | | | | | | | | |
| E01A: Smoke cigarettes? | | | | | | | | | | | | | | | | | |
| 1. None | 13.5 | 11.3 | 15.0 | 9.8 | 36.1 | 12.2 | 10.1 | 11.9 | 21.4 | 13.7 | 11.7 | 19.6 | 10.2 | 5.3 | 4.0 | 12.5 | |
| 2. A few | 34.5 | 32.9 | 35.8 | 32.9 | 31.8 | 34.3 | 30.4 | 32.1 | 43.9 | 35.5 | 30.4 | 41.4 | 39.4 | 27.4 | 17.9 | 6.9 | |
| 3. Some | 30.5 | 33.6 | 28.2 | 32.9 | 22.6 | 33.2 | 33.7 | 32.0 | 21.9 | 31.6 | 27.5 | 28.7 | 32.7 | 39.8 | 27.5 | 34.7 | |
| 4. Most | 19.4 | 20.0 | 19.0 | 22.4 | 7.8 | 18.3 | 24.0 | 20.8 | 12.1 | 17.4 | 27.2 | 9.6 | 16.5 | 26.3 | 43.5 | 38.3 | |
| 5. All | 2.1 | 2.3 | 2.0 | 2.1 | 1.8 | 1.9 | 1.8 | 3.3 | 0.8 | 1.9 | 3.2 | 0.8 | 1.2 | 1.1 | 7.0 | 7.6 | |
| <i>Item 7070 Subject A02a</i> | <i>N</i> | 1937 | 861 | 1014 | 1311 | 181 | 340 | 513 | 675 | 409 | 1500 | 392 | 884 | 434 | 217 | 338 | 26 |

†=excludes respondents for whom question was inappropriate.

MONITORING THE FUTURE

| QUESTIONNAIRE FORM 3 2002 | TOTAL | SEX | | RACE | | REGION | | | | COLLEGE PLANS? | | ILLICIT DRUG USE: LIFETIME | | | | | |
|--|----------|-------------|------------|-------------|-------------|------------|------------|------------|------------|-------------------|-------------|----------------------------|------------------------|--------------|---------------|--------------------|-----------|
| | | M | F | White | Black | NE | NC | S | W | Yes | No | None | Mari- juana Only | Few Pills | More Pills | Any Her- oin | |
| <i>N (Weighted No. of Cases):</i> | 2250 | 983 | 1122 | 1421 | 235 | 447 | 569 | 755 | 479 | 1621 | 432 | 1000 | 501 | 239 | 366 | 33 | |
| <i>% of Weighted Total:</i> | 100.0 | 43.7 | 49.9 | 63.2 | 10.5 | 19.9 | 25.3 | 33.6 | 21.3 | 72.0 | 19.2 | 44.5 | 22.3 | 10.6 | 16.2 | 1.5 | |
| E01B: Smoke marijuana (pot, weed) or hashish? | | | | | | | | | | | | | | | | | |
| 1. None | 18.9 | 15.1 | 21.8 | 18.6 | 22.4 | 14.3 | 17.1 | 20.9 | 21.7 | 19.0 | 17.4 | 33.0 | 7.5 | 7.5 | 2.5 | 1.5 | |
| 2. A few | 30.8 | 30.4 | 31.6 | 32.6 | 29.9 | 29.0 | 33.6 | 31.5 | 27.4 | 31.9 | 27.0 | 39.9 | 31.8 | 23.0 | 14.2 | - | |
| 3. Some | 28.8 | 30.4 | 27.4 | 27.8 | 27.3 | 30.8 | 27.7 | 26.8 | 31.6 | 29.5 | 26.1 | 20.8 | 40.0 | 38.3 | 28.4 | 38.5 | |
| 4. Most | 17.0 | 17.9 | 15.9 | 17.4 | 13.3 | 19.7 | 18.5 | 15.4 | 15.5 | 16.0 | 21.4 | 5.6 | 16.6 | 25.4 | 42.6 | 24.0 | |
| 5. All | 4.6 | 6.2 | 3.3 | 3.6 | 7.1 | 6.1 | 3.1 | 5.4 | 3.9 | 3.5 | 8.1 | 0.7 | 4.1 | 5.8 | 12.3 | 36.0 | |
| <i>Item 7080 Subject A02a</i> | <i>N</i> | <i>1934</i> | <i>860</i> | <i>1011</i> | <i>1308</i> | <i>183</i> | <i>337</i> | <i>513</i> | <i>674</i> | <i>409</i> | <i>1498</i> | <i>391</i> | <i>880</i> | <i>434</i> | <i>217</i> | <i>338</i> | <i>26</i> |
| E01C: Take “crack” cocaine? | | | | | | | | | | | | | | | | | |
| 1. None | 79.7 | 78.8 | 80.4 | 79.6 | 89.3 | 79.3 | 81.0 | 79.1 | 79.2 | 80.6 | 75.4 | 85.3 | 83.8 | 72.3 | 66.6 | 36.4 | |
| 2. A few | 14.9 | 16.5 | 13.6 | 15.6 | 5.6 | 15.1 | 13.1 | 15.7 | 15.7 | 14.3 | 17.5 | 11.5 | 13.1 | 21.0 | 22.9 | 24.4 | |
| 3. Some | 4.4 | 3.2 | 5.2 | 4.1 | 3.1 | 4.6 | 4.6 | 4.1 | 4.4 | 4.3 | 5.2 | 2.4 | 1.6 | 6.8 | 9.8 | 24.4 | |
| 4. Most | 0.6 | 1.0 | 0.4 | 0.4 | 0.7 | 0.5 | 0.5 | 0.9 | 0.5 | 0.5 | 1.4 | 0.7 | 1.0 | - | 0.4 | 3.5 | |
| 5. All | 0.4 | 0.5 | 0.4 | 0.3 | 1.4 | 0.5 | 0.7 | 0.2 | 0.3 | 0.4 | 0.6 | 0.1 | 0.6 | - | 0.2 | 11.4 | |
| <i>Item 7151 Subject A02a</i> | <i>N</i> | <i>1927</i> | <i>858</i> | <i>1010</i> | <i>1307</i> | <i>181</i> | <i>334</i> | <i>513</i> | <i>672</i> | <i>407</i> | <i>1491</i> | <i>391</i> | <i>879</i> | <i>432</i> | <i>215</i> | <i>338</i> | <i>26</i> |
| E01D: Take cocaine powder? | | | | | | | | | | | | | | | | | |
| 1. None | 75.8 | 73.6 | 77.7 | 74.7 | 87.5 | 78.4 | 76.2 | 74.6 | 75.0 | 77.1 | 69.9 | 87.8 | 81.3 | 68.9 | 46.2 | 6.2 | |
| 2. A few | 16.2 | 18.4 | 14.4 | 17.6 | 6.9 | 15.9 | 16.1 | 16.0 | 16.9 | 15.8 | 17.6 | 9.5 | 15.3 | 23.5 | 30.4 | 24.2 | |
| 3. Some | 6.5 | 6.4 | 6.7 | 6.7 | 2.7 | 5.0 | 6.5 | 7.5 | 6.1 | 5.6 | 10.4 | 1.7 | 2.2 | 7.7 | 20.3 | 53.1 | |
| 4. Most | 1.0 | 1.2 | 0.8 | 0.7 | 1.5 | 0.3 | 0.4 | 1.5 | 1.7 | 1.0 | 1.3 | 0.8 | 0.7 | - | 2.4 | 6.6 | |
| 5. All | 0.5 | 0.5 | 0.4 | 0.3 | 1.4 | 0.5 | 0.7 | 0.4 | 0.3 | 0.4 | 0.9 | 0.1 | 0.6 | - | 0.7 | 9.9 | |
| <i>Item 23990 Subject A02a</i> | <i>N</i> | <i>1920</i> | <i>854</i> | <i>1006</i> | <i>1302</i> | <i>178</i> | <i>334</i> | <i>510</i> | <i>670</i> | <i>405</i> | <i>1487</i> | <i>390</i> | <i>875</i> | <i>431</i> | <i>214</i> | <i>338</i> | <i>26</i> |
| E01E: Drink alcoholic beverages (liquor, beer, wine)? | | | | | | | | | | | | | | | | | |
| 1. None | 7.8 | 7.2 | 7.7 | 5.4 | 20.9 | 5.0 | 7.3 | 6.9 | 12.3 | 7.7 | 6.7 | 12.7 | 4.9 | 2.0 | 1.3 | 1.5 | |
| 2. A few | 12.3 | 9.8 | 14.5 | 10.2 | 23.4 | 13.6 | 10.1 | 12.8 | 13.2 | 11.7 | 14.0 | 18.6 | 10.6 | 4.1 | 1.9 | 15.1 | |
| 3. Some | 19.1 | 19.0 | 19.9 | 20.5 | 18.1 | 15.8 | 16.2 | 19.4 | 25.3 | 19.8 | 16.9 | 24.9 | 16.4 | 16.0 | 10.6 | 18.3 | |
| 4. Most | 40.9 | 44.1 | 38.7 | 43.2 | 28.1 | 44.1 | 44.1 | 41.2 | 33.5 | 41.2 | 41.3 | 33.2 | 46.6 | 51.7 | 49.8 | 29.5 | |
| 5. All | 19.9 | 19.9 | 19.2 | 20.7 | 9.6 | 21.5 | 22.4 | 19.7 | 15.8 | 19.6 | 21.1 | 10.7 | 21.6 | 26.1 | 36.4 | 35.5 | |
| <i>Item 7190 Subject A02a</i> | <i>N</i> | <i>1927</i> | <i>856</i> | <i>1010</i> | <i>1306</i> | <i>180</i> | <i>337</i> | <i>513</i> | <i>672</i> | <i>405</i> | <i>1492</i> | <i>389</i> | <i>878</i> | <i>433</i> | <i>215</i> | <i>335</i> | <i>26</i> |
| E01F: Get drunk at least once a week? | | | | | | | | | | | | | | | | | |
| 1. None | 20.6 | 17.5 | 22.8 | 16.4 | 38.3 | 18.6 | 16.7 | 20.3 | 27.6 | 20.6 | 18.3 | 31.7 | 14.8 | 9.5 | 6.0 | 5.7 | |
| 2. A few | 24.5 | 21.7 | 27.3 | 25.3 | 23.3 | 27.9 | 21.7 | 25.6 | 23.2 | 24.9 | 23.4 | 27.1 | 28.1 | 22.9 | 15.5 | 21.6 | |
| 3. Some | 28.4 | 30.8 | 27.2 | 29.2 | 25.8 | 24.3 | 29.7 | 28.1 | 30.4 | 29.3 | 27.0 | 25.2 | 33.1 | 35.0 | 27.0 | 31.2 | |
| 4. Most | 20.5 | 23.8 | 17.4 | 22.8 | 9.8 | 21.6 | 25.4 | 19.6 | 14.8 | 19.6 | 23.4 | 13.4 | 19.2 | 26.1 | 37.5 | 15.4 | |
| 5. All | 6.1 | 6.3 | 5.3 | 6.3 | 2.7 | 7.6 | 6.5 | 6.3 | 3.9 | 5.6 | 7.9 | 2.6 | 4.8 | 6.6 | 14.0 | 26.0 | |
| <i>Item 7200 Subject A02a</i> | <i>N</i> | <i>1932</i> | <i>859</i> | <i>1013</i> | <i>1307</i> | <i>182</i> | <i>336</i> | <i>513</i> | <i>675</i> | <i>407</i> | <i>1497</i> | <i>390</i> | <i>879</i> | <i>437</i> | <i>216</i> | <i>337</i> | <i>26</i> |
| E02: If you have smoked one or more cigarettes in the last 30 days, please answer this question. If not, skip to Q.E03. | | | | | | | | | | | | | | | | | |

DESCRIPTIVE RESULTS: 2002

155

| QUESTIONNAIRE FORM 3 2002 | TOTAL | SEX | | RACE | | REGION | | | | COLLEGE PLANS? | | ILLICIT DRUG USE: LIFETIME | | | | | |
|--|-----------|------|------|-------|-------|--------|------|------|------|-------------------|------|----------------------------|------------------------|--------------|---------------|--------------------|----|
| | | M | F | White | Black | NE | NC | S | W | Yes | No | None | Mari- juana Only | Few Pills | More Pills | Any Her- oin | |
| <i>N (Weighted No. of Cases):</i> | 2250 | 983 | 1122 | 1421 | 235 | 447 | 569 | 755 | 479 | 1621 | 432 | 1000 | 501 | 239 | 366 | 33 | |
| <i>% of Weighted Total:</i> | 100.0 | 43.7 | 49.9 | 63.2 | 10.5 | 19.9 | 25.3 | 33.6 | 21.3 | 72.0 | 19.2 | 44.5 | 22.3 | 10.6 | 16.2 | 1.5 | |
| What brand of cigarettes do you usually smoke? (Brands are in alphabetical order. Mark only one) | | | | | | | | | | | | | | | | | |
| 01. Basic | 0.3 | - | - | 0.4 | - | - | - | 0.9 | - | - | 1.1 | - | - | - | 0.7 | - | |
| 02. Benson & Hedges | - | - | - | - | - | - | - | - | - | - | - | - | - | - | - | - | |
| 03. Black & Whites | - | - | - | - | - | - | - | - | - | - | - | - | - | - | - | - | |
| 04. Cambridge | - | - | - | - | - | - | - | - | - | - | - | - | - | - | - | - | |
| 05. Camel | 14.4 | 17.5 | 12.2 | 15.7 | - | 14.0 | 16.1 | 8.7 | 27.9 | 16.6 | 10.1 | 9.3 | 12.4 | 13.7 | 17.0 | 16.0 | |
| 06. Capri | 0.5 | - | 1.0 | 0.1 | - | - | 0.3 | 0.5 | 1.7 | 0.4 | 0.7 | 1.0 | 0.9 | 1.0 | - | - | |
| 07. Carlton | - | - | - | - | - | - | - | - | - | - | - | - | - | - | - | - | |
| 08. Doral | 0.1 | 0.3 | - | - | - | - | 0.4 | - | - | - | - | - | - | - | - | - | |
| 09. GPC | 0.2 | - | 0.5 | 0.3 | - | - | - | 0.6 | - | - | 0.8 | - | - | - | 0.5 | - | |
| 10. Kent | - | - | - | - | - | - | - | - | - | - | - | - | - | - | - | - | |
| 11. Kool | 0.6 | 1.2 | 0.1 | - | - | - | - | 1.6 | 0.4 | 0.9 | - | - | - | - | 1.4 | - | |
| 12. Marlboro | 58.1 | 53.9 | 61.8 | 62.3 | 13.0 | 42.5 | 62.5 | 65.8 | 47.2 | 58.5 | 58.7 | 71.0 | 57.2 | 71.1 | 53.1 | 41.5 | |
| 13. Merit | - | - | - | - | - | - | - | - | - | - | - | - | - | - | - | - | |
| 14. Misty | 0.2 | 0.4 | - | - | - | - | 0.6 | - | - | 0.3 | - | - | 0.8 | - | - | - | |
| 15. Monarch | - | - | - | - | - | - | - | - | - | - | - | - | - | - | - | - | |
| 16. More | - | - | - | - | - | - | - | - | - | - | - | - | - | - | - | - | |
| 17. Newport | 14.5 | 13.0 | 15.4 | 11.6 | 84.5 | 22.2 | 10.5 | 17.7 | 4.0 | 12.0 | 19.9 | 6.9 | 16.1 | 8.8 | 16.0 | 36.1 | |
| 18. Pall Mall | 0.4 | 0.8 | - | 0.2 | - | - | 0.4 | - | 1.8 | 0.5 | - | - | 0.6 | - | 0.5 | - | |
| 19. Parliament | 3.8 | 2.1 | 5.7 | 4.1 | - | 12.6 | 1.8 | 1.8 | 1.2 | 4.8 | 0.9 | 6.4 | 5.3 | 2.7 | 3.2 | - | |
| 20. Salem | 0.1 | - | 0.2 | 0.1 | - | 0.5 | - | - | - | - | 0.3 | - | 0.4 | - | - | - | |
| 21. Vantage | 0.1 | - | - | - | - | - | 0.3 | - | - | 0.1 | - | - | - | 0.6 | - | - | |
| 22. Viginia Slims | - | - | - | - | - | - | - | - | - | - | - | - | - | - | - | - | |
| 23. Winston | 0.1 | 0.2 | - | 0.1 | - | - | - | 0.3 | - | - | 0.4 | - | 0.5 | - | - | - | |
| 24. Other | 0.7 | 0.4 | 1.0 | 0.8 | - | - | 1.6 | 0.3 | 0.6 | 0.4 | 1.1 | 1.3 | 0.3 | - | 1.1 | - | |
| 25. No usual brand | 5.8 | 10.2 | 2.1 | 4.2 | 2.5 | 8.2 | 5.5 | 1.8 | 15.2 | 5.4 | 5.9 | 4.2 | 5.5 | 2.1 | 6.5 | 6.4 | |
| <i>Item 30065 Subject A011</i> | <i>N†</i> | 429 | 202 | 211 | 322 | 15 | 81 | 139 | 157 | 52 | 298 | 122 | 42 | 102 | 69 | 197 | 15 |
| E03: There has been talk about shortages of energy, food, and raw materials in this country. Do you think that in the coming years we will have plenty to meet our needs, a sufficient amount, or will we have to consume less? | | | | | | | | | | | | | | | | | |
| 1. Plenty to meet our needs | 18.5 | 26.1 | 12.0 | 19.9 | 15.7 | 15.8 | 21.1 | 19.1 | 16.4 | 17.0 | 25.3 | 19.3 | 17.3 | 16.7 | 17.7 | 25.2 | |
| 2. A sufficient amount | 56.1 | 52.7 | 59.5 | 56.9 | 60.3 | 54.5 | 57.1 | 57.6 | 53.7 | 55.8 | 56.8 | 53.2 | 61.5 | 62.4 | 54.5 | 52.2 | |
| 3. Will have to consume less | 25.3 | 21.2 | 28.6 | 23.2 | 24.0 | 29.7 | 21.7 | 23.3 | 29.9 | 27.3 | 17.9 | 27.5 | 21.2 | 20.9 | 27.7 | 22.7 | |
| <i>Item 9750 Subject F05</i> | <i>N</i> | 1853 | 826 | 969 | 1278 | 166 | 313 | 503 | 650 | 388 | 1444 | 370 | 841 | 416 | 213 | 326 | 23 |
| E04: The questions in this section deal with population problems. How much do you agree or disagree with each statement? | | | | | | | | | | | | | | | | | |
| E04A: Our government should help other countries to control their population | | | | | | | | | | | | | | | | | |
| 1. Disagree | 23.8 | 29.2 | 18.3 | 25.8 | 18.7 | 21.5 | 30.4 | 21.4 | 21.4 | 22.0 | 30.3 | 25.7 | 20.3 | 21.0 | 24.8 | 12.8 | |
| 2. Mostly disagree | 17.3 | 15.0 | 19.4 | 18.2 | 14.0 | 18.8 | 16.7 | 14.9 | 20.6 | 18.0 | 14.2 | 17.6 | 15.3 | 17.6 | 17.2 | 16.9 | |
| 3. Neither | 35.1 | 31.2 | 38.5 | 33.2 | 38.7 | 36.6 | 33.7 | 36.1 | 33.9 | 35.2 | 35.4 | 31.4 | 43.1 | 37.5 | 35.4 | 26.0 | |
| 4. Mostly agree | 15.5 | 15.8 | 15.6 | 15.0 | 16.8 | 16.0 | 12.7 | 17.6 | 15.3 | 16.4 | 12.8 | 16.4 | 13.3 | 17.9 | 14.5 | 17.5 | |
| 5. Agree | 8.3 | 8.8 | 8.2 | 7.8 | 11.8 | 7.1 | 6.5 | 10.0 | 8.8 | 8.5 | 7.3 | 8.8 | 8.0 | 6.0 | 8.2 | 26.9 | |
| <i>Item 9760 Subject E01, H02</i> | <i>N</i> | 1863 | 834 | 970 | 1275 | 170 | 321 | 502 | 649 | 391 | 1453 | 372 | 849 | 423 | 211 | 323 | 23 |
| E04B: Governments should avoid making policy about population and let the individual decide | | | | | | | | | | | | | | | | | |
| 1. Disagree | 11.9 | 15.2 | 8.2 | 11.1 | 16.0 | 12.8 | 11.1 | 12.4 | 11.3 | 10.5 | 15.9 | 11.9 | 12.6 | 8.8 | 11.8 | 8.2 | |
| 2. Mostly disagree | 17.4 | 16.9 | 17.9 | 18.0 | 15.9 | 15.7 | 17.6 | 17.5 | 18.3 | 17.6 | 16.2 | 17.9 | 17.1 | 17.7 | 13.7 | 30.9 | |
| 3. Neither | 41.6 | 39.4 | 43.9 | 39.8 | 41.9 | 42.9 | 37.7 | 41.1 | 46.4 | 41.1 | 44.2 | 38.1 | 39.0 | 48.0 | 51.8 | 41.3 | |
| 4. Mostly agree | 19.4 | 16.8 | 22.0 | 20.6 | 17.7 | 20.7 | 21.5 | 19.5 | 15.3 | 20.6 | 15.9 | 20.8 | 20.4 | 18.9 | 16.1 | 4.7 | |
| 5. Agree | 9.7 | 11.7 | 8.0 | 10.6 | 8.5 | 7.8 | 12.2 | 9.5 | 8.6 | 10.2 | 7.7 | 11.3 | 10.9 | 6.6 | 6.7 | 14.9 | |
| <i>Item 9770 Subject E01, H02</i> | <i>N</i> | 1851 | 831 | 960 | 1263 | 170 | 320 | 500 | 644 | 387 | 1445 | 366 | 838 | 422 | 212 | 322 | 23 |

†=excludes respondents for whom question was inappropriate.

| QUESTIONNAIRE FORM 3 2002 | TOTAL | SEX | | RACE | | REGION | | | | COLLEGE PLANS? | | ILLICIT DRUG USE: LIFETIME | | | | |
|--|---------------|------|------|-------|-------|--------|------|------|------|-------------------|------|----------------------------|------------------------|--------------|---------------|--------------------|
| | | M | F | White | Black | NE | NC | S | W | Yes | No | None | Mari- juana Only | Few Pills | More Pills | Any Her- oin |
| <i>N (Weighted No. of Cases):</i> | 2250 | 983 | 1122 | 1421 | 235 | 447 | 569 | 755 | 479 | 1621 | 432 | 1000 | 501 | 239 | 366 | 33 |
| <i>% of Weighted Total:</i> | 100.0 | 43.7 | 49.9 | 63.2 | 10.5 | 19.9 | 25.3 | 33.6 | 21.3 | 72.0 | 19.2 | 44.5 | 22.3 | 10.6 | 16.2 | 1.5 |
| E04C: I feel strongly enough about preventing overpopulation that I'd be willing to limit my family to two children | | | | | | | | | | | | | | | | |
| 1. Disagree | 21.5 | 20.5 | 21.4 | 21.3 | 23.6 | 23.9 | 21.4 | 21.2 | 20.2 | 21.8 | 19.4 | 22.6 | 23.5 | 17.7 | 18.2 | 6.2 |
| 2. Mostly disagree | 11.7 | 10.4 | 13.2 | 12.3 | 11.8 | 14.0 | 13.8 | 9.2 | 11.3 | 12.1 | 9.9 | 10.9 | 12.3 | 8.5 | 14.2 | 10.6 |
| 3. Neither | 38.2 | 36.5 | 39.4 | 36.1 | 42.3 | 38.1 | 38.6 | 38.0 | 38.2 | 37.4 | 41.6 | 37.5 | 38.9 | 38.6 | 39.8 | 42.7 |
| 4. Mostly agree | 14.8 | 14.5 | 15.7 | 16.0 | 8.6 | 12.4 | 12.4 | 16.9 | 16.4 | 15.3 | 14.5 | 16.7 | 12.7 | 20.2 | 10.1 | 0.9 |
| 5. Agree | 13.8 | 18.2 | 10.2 | 14.4 | 13.7 | 11.7 | 13.8 | 14.7 | 13.9 | 13.5 | 14.7 | 12.3 | 12.5 | 15.1 | 17.6 | 39.6 |
| <i>Item 9780 Subject E01</i> | <i>N</i> 1857 | 833 | 965 | 1268 | 172 | 320 | 501 | 646 | 391 | 1446 | 371 | 842 | 424 | 212 | 321 | 24 |
| E05: How important is each of the following for being looked up to or having high status in your school? | | | | | | | | | | | | | | | | |
| E05A: Coming from the right family | | | | | | | | | | | | | | | | |
| 1. No importance | 19.3 | 21.2 | 17.9 | 17.0 | 28.6 | 19.5 | 15.9 | 18.5 | 24.7 | 18.7 | 22.1 | 17.4 | 22.2 | 13.7 | 24.6 | 19.5 |
| 2. Little importance | 18.7 | 17.9 | 19.0 | 18.7 | 13.7 | 22.5 | 17.7 | 16.2 | 21.1 | 19.1 | 18.4 | 18.2 | 17.3 | 25.3 | 14.9 | 40.1 |
| 3. Moderate importance | 27.8 | 28.1 | 27.6 | 28.6 | 23.7 | 27.1 | 29.6 | 26.6 | 28.1 | 28.9 | 22.6 | 26.6 | 27.5 | 31.8 | 29.3 | 5.5 |
| 4. Great importance | 18.4 | 17.3 | 19.5 | 19.2 | 16.4 | 17.0 | 18.7 | 21.6 | 13.9 | 18.5 | 17.0 | 19.0 | 20.8 | 17.9 | 14.4 | 19.3 |
| 5. Very great importance | 15.8 | 15.5 | 16.0 | 16.4 | 17.6 | 13.9 | 18.0 | 17.1 | 12.2 | 14.8 | 19.9 | 18.7 | 12.2 | 11.3 | 16.7 | 15.6 |
| <i>Item 13580 Subject B04</i> | <i>N</i> 1874 | 838 | 977 | 1275 | 172 | 312 | 503 | 656 | 402 | 1454 | 378 | 853 | 424 | 212 | 327 | 25 |
| E05B: Being a leader in student activities | | | | | | | | | | | | | | | | |
| 1. No importance | 10.9 | 13.9 | 8.2 | 9.8 | 14.9 | 10.2 | 12.8 | 10.1 | 10.2 | 9.9 | 14.5 | 9.2 | 12.2 | 9.0 | 13.4 | 23.0 |
| 2. Little importance | 14.8 | 17.5 | 12.3 | 14.6 | 9.6 | 18.3 | 14.8 | 13.2 | 14.9 | 13.6 | 19.1 | 13.9 | 11.6 | 15.8 | 20.9 | 9.6 |
| 3. Moderate importance | 34.9 | 34.7 | 35.2 | 34.5 | 29.3 | 37.2 | 31.5 | 34.6 | 37.9 | 36.0 | 31.9 | 33.2 | 37.4 | 38.5 | 33.5 | 48.2 |
| 4. Great importance | 27.1 | 23.5 | 30.2 | 28.6 | 31.2 | 24.9 | 28.4 | 27.2 | 26.8 | 28.5 | 20.6 | 29.6 | 28.8 | 22.8 | 21.4 | 6.4 |
| 5. Very great importance | 12.3 | 10.3 | 14.1 | 12.5 | 15.1 | 9.5 | 12.6 | 14.8 | 10.1 | 12.0 | 13.9 | 14.0 | 10.0 | 13.8 | 10.7 | 12.8 |
| <i>Item 13590 Subject B04, M05</i> | <i>N</i> 1869 | 834 | 976 | 1273 | 172 | 312 | 503 | 654 | 399 | 1453 | 374 | 852 | 423 | 212 | 326 | 22 |
| E05C: Having a nice car | | | | | | | | | | | | | | | | |
| 1. No importance | 16.9 | 15.1 | 18.4 | 15.8 | 24.7 | 20.5 | 15.7 | 17.3 | 14.6 | 16.4 | 17.8 | 16.1 | 15.8 | 17.2 | 19.1 | 23.4 |
| 2. Little importance | 20.4 | 18.9 | 21.6 | 21.3 | 16.7 | 25.8 | 24.4 | 16.8 | 16.9 | 21.1 | 19.2 | 20.0 | 25.8 | 16.5 | 17.2 | 1.6 |
| 3. Moderate importance | 32.5 | 31.1 | 34.0 | 34.8 | 25.7 | 26.8 | 31.9 | 33.5 | 36.0 | 33.1 | 29.2 | 33.7 | 30.7 | 34.7 | 31.3 | 17.3 |
| 4. Great importance | 18.1 | 21.7 | 14.7 | 16.8 | 17.4 | 16.3 | 18.0 | 17.3 | 21.1 | 17.5 | 20.5 | 19.8 | 16.5 | 19.1 | 15.9 | 19.4 |
| 5. Very great importance | 12.2 | 13.2 | 11.3 | 11.3 | 15.4 | 10.6 | 10.0 | 15.1 | 11.5 | 11.9 | 13.4 | 10.3 | 11.2 | 12.5 | 16.5 | 38.3 |
| <i>Item 13600 Subject B04, F01</i> | <i>N</i> 1863 | 830 | 974 | 1270 | 172 | 312 | 499 | 655 | 398 | 1449 | 373 | 852 | 422 | 209 | 324 | 22 |
| E05D: Getting good grades | | | | | | | | | | | | | | | | |
| 1. No importance | 7.9 | 9.4 | 6.1 | 8.1 | 8.2 | 9.5 | 7.6 | 7.8 | 7.4 | 6.9 | 11.2 | 6.3 | 6.4 | 7.4 | 12.6 | 15.1 |
| 2. Little importance | 16.5 | 18.5 | 14.9 | 18.2 | 15.4 | 19.1 | 16.5 | 17.0 | 13.5 | 17.2 | 14.4 | 14.6 | 20.8 | 14.2 | 17.6 | 11.2 |
| 3. Moderate importance | 32.9 | 30.8 | 34.3 | 34.0 | 20.0 | 28.1 | 34.4 | 30.4 | 38.8 | 32.2 | 35.9 | 34.2 | 26.7 | 39.7 | 33.0 | 49.6 |
| 4. Great importance | 24.4 | 25.1 | 24.3 | 25.2 | 21.9 | 28.7 | 22.1 | 25.3 | 22.5 | 24.7 | 22.9 | 25.5 | 24.8 | 24.0 | 22.4 | 4.7 |
| 5. Very great importance | 18.3 | 16.2 | 20.4 | 14.6 | 34.4 | 14.6 | 19.3 | 19.5 | 17.8 | 18.9 | 15.6 | 19.4 | 21.3 | 14.8 | 14.4 | 19.3 |
| <i>Item 13610 Subject B04</i> | <i>N</i> 1862 | 831 | 972 | 1272 | 169 | 312 | 501 | 652 | 397 | 1448 | 375 | 851 | 419 | 210 | 325 | 22 |
| E05E: Being a good athlete | | | | | | | | | | | | | | | | |
| 1. No importance | 9.3 | 9.7 | 8.8 | 7.9 | 12.7 | 8.8 | 11.7 | 8.7 | 7.4 | 8.1 | 13.2 | 8.4 | 10.6 | 8.4 | 9.4 | 18.0 |
| 2. Little importance | 11.0 | 11.4 | 10.1 | 10.7 | 10.2 | 12.3 | 10.1 | 13.0 | 8.0 | 9.4 | 16.5 | 9.8 | 10.8 | 13.1 | 12.3 | 18.0 |
| 3. Moderate importance | 27.0 | 26.3 | 27.4 | 26.6 | 24.3 | 27.4 | 21.8 | 25.6 | 35.3 | 27.5 | 26.3 | 25.0 | 27.6 | 28.4 | 30.7 | 12.7 |
| 4. Great importance | 30.1 | 30.0 | 30.5 | 30.9 | 33.5 | 30.9 | 30.0 | 30.7 | 28.7 | 30.9 | 25.7 | 31.9 | 29.3 | 26.7 | 28.0 | 39.6 |
| 5. Very great importance | 22.6 | 22.5 | 23.2 | 23.9 | 19.3 | 20.6 | 26.3 | 22.0 | 20.6 | 24.1 | 18.3 | 24.9 | 21.7 | 23.3 | 19.6 | 11.7 |
| <i>Item 13620 Subject B04</i> | <i>N</i> 1859 | 829 | 972 | 1267 | 171 | 310 | 499 | 652 | 397 | 1444 | 373 | 848 | 421 | 208 | 324 | 22 |
| E05F: Knowing a lot about intellectual matters | | | | | | | | | | | | | | | | |
| 1. No importance | 14.0 | 15.2 | 12.9 | 13.2 | 20.5 | 12.0 | 15.4 | 15.0 | 12.3 | 11.8 | 20.5 | 14.6 | 14.6 | 9.2 | 14.1 | 14.4 |
| 2. Little importance | 24.7 | 24.3 | 25.2 | 27.4 | 23.9 | 28.0 | 23.3 | 25.0 | 23.6 | 25.0 | 24.4 | 24.3 | 24.0 | 28.2 | 22.4 | 30.4 |
| 3. Moderate importance | 37.5 | 38.8 | 36.5 | 37.8 | 25.0 | 32.0 | 39.6 | 36.7 | 40.3 | 38.6 | 34.2 | 37.6 | 35.2 | 39.5 | 41.1 | 27.0 |
| 4. Great importance | 16.2 | 14.9 | 17.2 | 15.1 | 18.9 | 20.6 | 14.5 | 15.6 | 16.0 | 16.7 | 14.6 | 15.5 | 18.4 | 15.9 | 16.4 | 17.2 |
| 5. Very great importance | 7.5 | 6.8 | 8.2 | 6.4 | 11.7 | 7.4 | 7.2 | 7.7 | 7.7 | 7.9 | 6.3 | 7.9 | 7.8 | 7.2 | 6.1 | 11.0 |
| <i>Item 13630 Subject B04</i> | <i>N</i> 1859 | 827 | 975 | 1270 | 172 | 309 | 500 | 654 | 396 | 1445 | 374 | 851 | 421 | 208 | 324 | 22 |

| QUESTIONNAIRE FORM 3 2002 | TOTAL | SEX | | RACE | | REGION | | | | COLLEGE PLANS? | | ILLICIT DRUG USE: LIFETIME | | | | |
|---|---------------|------|------|-------|-------|--------|------|------|------|-------------------|------|----------------------------|------------------------|--------------|---------------|--------------------|
| | | M | F | White | Black | NE | NC | S | W | Yes | No | None | Mari- juana Only | Few Pills | More Pills | Any Her- oin |
| <i>N (Weighted No. of Cases):</i> | 2250 | 983 | 1122 | 1421 | 235 | 447 | 569 | 755 | 479 | 1621 | 432 | 1000 | 501 | 239 | 366 | 33 |
| <i>% of Weighted Total:</i> | 100.0 | 43.7 | 49.9 | 63.2 | 10.5 | 19.9 | 25.3 | 33.6 | 21.3 | 72.0 | 19.2 | 44.5 | 22.3 | 10.6 | 16.2 | 1.5 |
| E05G: Planning to go to college | | | | | | | | | | | | | | | | |
| 1. No importance | 10.3 | 10.6 | 9.6 | 10.0 | 10.1 | 11.2 | 10.3 | 9.6 | 10.8 | 8.4 | 17.0 | 10.1 | 7.6 | 6.8 | 13.8 | 33.3 |
| 2. Little importance | 15.9 | 20.2 | 11.7 | 18.8 | 5.8 | 19.6 | 16.7 | 16.1 | 11.5 | 14.7 | 21.2 | 14.2 | 15.4 | 17.2 | 19.3 | 19.5 |
| 3. Moderate importance | 27.9 | 28.4 | 28.2 | 28.6 | 27.5 | 26.6 | 27.4 | 26.6 | 31.7 | 28.4 | 26.9 | 28.6 | 28.1 | 29.7 | 25.4 | 13.7 |
| 4. Great importance | 24.2 | 21.3 | 26.6 | 23.8 | 30.1 | 25.6 | 24.2 | 23.8 | 23.8 | 24.8 | 21.7 | 23.5 | 27.2 | 23.6 | 25.0 | 5.2 |
| 5. Very great importance | 21.7 | 19.5 | 23.8 | 18.8 | 26.6 | 17.0 | 21.3 | 23.9 | 22.1 | 23.7 | 13.1 | 23.5 | 21.8 | 22.7 | 16.5 | 28.2 |
| <i>Item 13640 Subject B04</i> | <i>N</i> 1859 | 827 | 975 | 1270 | 171 | 311 | 500 | 653 | 395 | 1446 | 372 | 850 | 421 | 208 | 323 | 22 |
| E06: How about using drugs (other than marijuana or alcohol)—does that cause a student to be looked up to or looked down on? | | | | | | | | | | | | | | | | |
| E06A: Among the majority of students in my school, such drug use is . . . | | | | | | | | | | | | | | | | |
| 1. Looked down on a lot | 16.8 | 19.2 | 14.6 | 15.5 | 18.9 | 17.3 | 14.8 | 15.9 | 20.3 | 15.9 | 20.4 | 18.3 | 16.4 | 16.8 | 12.1 | 7.7 |
| 2. Looked down on some | 20.0 | 19.7 | 20.2 | 22.7 | 9.3 | 19.7 | 22.7 | 19.6 | 17.6 | 20.8 | 18.0 | 20.4 | 23.3 | 18.2 | 16.4 | 14.0 |
| 3. Neither, or mixed | 51.8 | 48.4 | 55.2 | 50.3 | 56.4 | 49.6 | 49.8 | 52.7 | 54.7 | 52.0 | 50.0 | 51.3 | 49.9 | 51.1 | 57.7 | 57.9 |
| 4. Looked up to some | 9.3 | 10.3 | 8.3 | 9.7 | 12.3 | 11.5 | 10.0 | 9.6 | 6.1 | 9.7 | 8.1 | 8.4 | 7.8 | 13.5 | 10.2 | 19.5 |
| 5. Looked up to a lot | 2.1 | 2.3 | 1.8 | 1.8 | 3.0 | 1.9 | 2.7 | 2.2 | 1.3 | 1.6 | 3.6 | 1.6 | 2.6 | 0.5 | 3.7 | 0.9 |
| <i>Item 13650 Subject A12b</i> | <i>N</i> 1854 | 830 | 966 | 1271 | 169 | 305 | 502 | 654 | 393 | 1438 | 376 | 848 | 419 | 210 | 322 | 23 |
| E06B: Among my own group of friends, such drug use is . . . | | | | | | | | | | | | | | | | |
| 1. Looked down on a lot | 35.7 | 33.9 | 37.4 | 38.3 | 33.2 | 32.4 | 34.5 | 37.1 | 37.7 | 36.2 | 34.1 | 49.2 | 32.7 | 27.5 | 12.4 | 9.0 |
| 2. Looked down on some | 17.8 | 15.3 | 20.0 | 17.4 | 18.3 | 20.4 | 17.4 | 18.7 | 14.8 | 19.0 | 13.3 | 19.8 | 16.4 | 20.7 | 14.2 | - |
| 3. Neither, or mixed | 38.8 | 41.5 | 36.4 | 37.6 | 40.1 | 40.9 | 39.2 | 39.0 | 36.5 | 37.9 | 41.6 | 28.4 | 43.8 | 45.4 | 53.1 | 54.3 |
| 4. Looked up to some | 5.9 | 7.3 | 4.6 | 4.8 | 6.6 | 4.3 | 5.6 | 4.6 | 9.6 | 5.3 | 8.7 | 1.9 | 4.9 | 6.4 | 15.1 | 36.7 |
| 5. Looked up to a lot | 1.8 | 2.0 | 1.6 | 1.8 | 1.7 | 2.0 | 3.3 | 0.7 | 1.4 | 1.6 | 2.3 | 0.8 | 2.1 | - | 5.2 | - |
| <i>Item 13660 Subject A12b</i> | <i>N</i> 1851 | 829 | 964 | 1270 | 169 | 306 | 502 | 652 | 391 | 1437 | 375 | 846 | 419 | 210 | 321 | 23 |
| E06C: My own feeling about such drug use is that . . . | | | | | | | | | | | | | | | | |
| 1. I look down on it a lot | 50.3 | 46.2 | 54.5 | 53.0 | 47.0 | 48.1 | 50.5 | 49.6 | 53.2 | 51.8 | 45.1 | 70.5 | 41.9 | 39.5 | 19.2 | 9.0 |
| 2. I look down on it some | 14.6 | 12.8 | 15.7 | 14.6 | 12.4 | 16.0 | 13.6 | 17.7 | 9.4 | 14.9 | 13.2 | 12.1 | 18.9 | 17.6 | 13.0 | 6.3 |
| 3. Neither, or mixed | 30.9 | 34.7 | 27.2 | 28.5 | 36.6 | 31.7 | 31.7 | 30.0 | 30.8 | 29.8 | 34.5 | 16.6 | 35.8 | 39.6 | 53.9 | 65.6 |
| 4. I look up to it some | 2.6 | 3.8 | 1.7 | 2.5 | 3.0 | 2.3 | 2.7 | 2.2 | 3.4 | 2.6 | 2.8 | 0.6 | 1.6 | 3.3 | 8.5 | 4.1 |
| 5. I look up to it a lot | 1.6 | 2.5 | 0.9 | 1.4 | 0.9 | 2.0 | 1.5 | 0.5 | 3.2 | 0.9 | 4.3 | 0.2 | 1.8 | - | 5.3 | 15.0 |
| <i>Item 13670 Subject A11c</i> | <i>N</i> 1836 | 826 | 955 | 1263 | 166 | 304 | 497 | 646 | 389 | 1424 | 373 | 841 | 414 | 208 | 318 | 23 |
| E07: About how many hours a week do you spend using a computer . . . | | | | | | | | | | | | | | | | |
| E07A: . . . doing school work? | | | | | | | | | | | | | | | | |
| 1. None | 13.2 | 16.1 | 10.2 | 12.5 | 12.6 | 10.9 | 11.9 | 14.9 | 13.9 | 10.3 | 23.0 | 8.9 | 14.0 | 14.1 | 20.4 | 43.5 |
| 2. Less than 1 hour | 26.3 | 26.0 | 27.1 | 28.9 | 26.7 | 24.1 | 29.1 | 26.1 | 24.7 | 25.6 | 29.8 | 23.1 | 29.9 | 27.2 | 30.7 | 20.2 |
| 3. 1-2 hours | 33.0 | 32.4 | 34.0 | 32.9 | 30.7 | 36.1 | 31.3 | 34.1 | 31.1 | 33.7 | 28.7 | 35.9 | 33.2 | 27.3 | 28.5 | 21.9 |
| 4. 3-5 hours | 17.6 | 15.7 | 18.9 | 17.0 | 19.6 | 19.2 | 18.7 | 16.2 | 17.4 | 19.9 | 10.5 | 21.3 | 15.6 | 16.4 | 12.9 | 3.1 |
| 5. 6-9 hours | 6.1 | 5.4 | 6.8 | 5.1 | 5.3 | 5.4 | 4.6 | 5.5 | 9.7 | 6.9 | 3.9 | 7.1 | 4.1 | 9.1 | 4.2 | 6.6 |
| 6. 10-19 hours | 2.2 | 1.9 | 2.2 | 2.1 | 2.9 | 2.8 | 2.3 | 1.8 | 2.3 | 2.0 | 3.2 | 2.4 | 1.2 | 3.8 | 1.9 | 3.8 |
| 7. 20 or more | 1.5 | 2.5 | 0.8 | 1.6 | 2.3 | 1.5 | 2.1 | 1.5 | 0.9 | 1.7 | 1.0 | 1.3 | 1.9 | 2.0 | 1.4 | 1.0 |
| <i>Item 29930 Subject B01, C09</i> | <i>N</i> 1862 | 823 | 980 | 1267 | 171 | 307 | 500 | 653 | 402 | 1443 | 378 | 853 | 417 | 207 | 325 | 24 |
| E07B: . . . at your job, if you have one? | | | | | | | | | | | | | | | | |
| 1. None | 73.3 | 74.8 | 71.9 | 74.1 | 63.2 | 76.4 | 73.1 | 70.7 | 75.4 | 73.3 | 72.9 | 72.4 | 76.2 | 73.9 | 72.0 | 81.9 |
| 2. Less than 1 hour | 8.7 | 8.4 | 8.9 | 8.7 | 8.2 | 7.8 | 8.8 | 9.6 | 8.0 | 8.7 | 9.6 | 10.2 | 6.7 | 9.8 | 7.7 | - |
| 3. 1-2 hours | 3.6 | 3.2 | 3.9 | 3.3 | 5.2 | 3.3 | 3.5 | 3.8 | 3.5 | 3.6 | 3.5 | 3.0 | 2.2 | 5.8 | 5.1 | 1.4 |
| 4. 3-5 hours | 5.1 | 4.4 | 5.6 | 3.8 | 12.9 | 3.7 | 4.7 | 5.7 | 5.5 | 5.8 | 2.6 | 4.7 | 6.4 | 2.5 | 5.4 | 4.6 |
| 5. 6-9 hours | 2.9 | 3.3 | 2.7 | 2.9 | 6.1 | 1.8 | 4.0 | 3.2 | 2.1 | 2.3 | 4.8 | 3.0 | 2.3 | 2.7 | 3.0 | - |
| 6. 10-19 hours | 2.6 | 1.4 | 3.8 | 3.3 | 1.5 | 3.9 | 1.6 | 3.0 | 2.3 | 2.6 | 2.8 | 2.4 | 2.8 | 4.1 | 1.9 | 5.2 |
| 7. 20 or more | 3.8 | 4.6 | 3.2 | 3.9 | 2.8 | 3.1 | 4.3 | 4.0 | 3.2 | 3.7 | 3.7 | 4.2 | 3.4 | 1.3 | 4.9 | 6.8 |
| <i>Item 29940 Subject C01, C09</i> | <i>N</i> 1774 | 799 | 917 | 1218 | 158 | 299 | 478 | 619 | 378 | 1366 | 370 | 809 | 392 | 199 | 316 | 24 |

MONITORING THE FUTURE

| QUESTIONNAIRE FORM 3 2002 | TOTAL | SEX | | RACE | | REGION | | | | COLLEGE PLANS? | | ILLICIT DRUG USE: LIFETIME | | | | |
|--|---------------|------------|------------|-------------|------------|------------|------------|------------|------------|-------------------|------------|----------------------------|------------------------|--------------|---------------|--------------------|
| | | M | F | White | Black | NE | NC | S | W | Yes | No | None | Mari- juana Only | Few Pills | More Pills | Any Her- oin |
| <i>N (Weighted No. of Cases):</i> | 2250 | 983 | 1122 | 1421 | 235 | 447 | 569 | 755 | 479 | 1621 | 432 | 1000 | 501 | 239 | 366 | 33 |
| <i>% of Weighted Total:</i> | 100.0 | 43.7 | 49.9 | 63.2 | 10.5 | 19.9 | 25.3 | 33.6 | 21.3 | 72.0 | 19.2 | 44.5 | 22.3 | 10.6 | 16.2 | 1.5 |
| E07C: . . . doing other things? | | | | | | | | | | | | | | | | |
| 1. None | 12.8 | 11.1 | 14.0 | 12.3 | 14.6 | 10.3 | 13.2 | 13.4 | 13.1 | 9.3 | 25.2 | 9.2 | 13.9 | 16.8 | 16.9 | 30.0 |
| 2. Less than 1 hour | 14.3 | 11.7 | 16.6 | 14.5 | 14.8 | 12.0 | 12.1 | 15.0 | 17.8 | 13.0 | 18.4 | 13.6 | 12.8 | 11.4 | 21.5 | - |
| 3. 1-2 hours | 20.9 | 16.3 | 24.9 | 21.3 | 20.3 | 18.6 | 21.3 | 22.1 | 20.3 | 22.1 | 17.9 | 21.9 | 21.9 | 21.2 | 17.1 | 30.5 |
| 4. 3-5 hours | 21.9 | 22.8 | 21.4 | 21.9 | 22.0 | 23.5 | 20.3 | 22.3 | 21.8 | 23.9 | 15.4 | 22.2 | 21.0 | 24.9 | 19.8 | 31.5 |
| 5. 6-9 hours | 13.7 | 15.2 | 12.1 | 12.8 | 16.0 | 14.9 | 15.9 | 11.8 | 12.9 | 14.5 | 11.2 | 13.8 | 16.1 | 10.7 | 12.4 | - |
| 6. 10-19 hours | 9.4 | 12.5 | 7.0 | 10.0 | 6.4 | 11.8 | 8.3 | 9.2 | 9.1 | 10.2 | 4.9 | 13.1 | 7.7 | 6.6 | 4.5 | 4.5 |
| 7. 20 or more | 7.1 | 10.4 | 4.1 | 7.1 | 5.8 | 8.9 | 8.8 | 6.3 | 5.0 | 7.0 | 7.0 | 6.3 | 6.6 | 8.3 | 7.7 | 3.6 |
| <i>Item 29950 Subject C07, C09</i> | <i>N 1852</i> | <i>825</i> | <i>971</i> | <i>1264</i> | <i>172</i> | <i>308</i> | <i>498</i> | <i>653</i> | <i>393</i> | <i>1434</i> | <i>377</i> | <i>847</i> | <i>417</i> | <i>203</i> | <i>325</i> | <i>24</i> |
| E08: The next questions are about some things which may have happened TO YOU while you were at school (inside or outside or in a school bus). | | | | | | | | | | | | | | | | |
| During the LAST 12 MONTHS, how often . . . | | | | | | | | | | | | | | | | |
| E08A: Has something of yours (worth under \$50) been stolen? | | | | | | | | | | | | | | | | |
| 1. Not at all | 69.1 | 65.6 | 71.7 | 70.3 | 60.8 | 68.0 | 68.9 | 71.2 | 66.5 | 70.1 | 65.9 | 73.1 | 70.0 | 67.0 | 58.7 | 57.2 |
| 2. Once | 21.7 | 24.5 | 19.6 | 21.6 | 23.1 | 21.3 | 23.3 | 19.3 | 24.0 | 20.7 | 24.8 | 20.1 | 20.2 | 21.8 | 28.6 | 19.8 |
| 3. Twice | 6.1 | 6.6 | 5.6 | 5.4 | 8.2 | 8.0 | 5.5 | 6.5 | 5.1 | 6.5 | 5.3 | 5.2 | 5.9 | 8.5 | 7.2 | 14.1 |
| 4. 3 or 4 times | 2.4 | 2.6 | 2.3 | 2.2 | 6.1 | 2.2 | 2.2 | 1.9 | 3.3 | 2.2 | 2.8 | 1.1 | 3.4 | 1.8 | 4.1 | 8.9 |
| 5. 5 or more times | 0.7 | 0.6 | 0.9 | 0.4 | 1.9 | 0.6 | 0.1 | 1.1 | 1.0 | 0.5 | 1.2 | 0.4 | 0.5 | 1.0 | 1.4 | - |
| <i>Item 9871 Subject B07, S03</i> | <i>N 1885</i> | <i>846</i> | <i>978</i> | <i>1285</i> | <i>173</i> | <i>307</i> | <i>509</i> | <i>663</i> | <i>407</i> | <i>1454</i> | <i>384</i> | <i>859</i> | <i>424</i> | <i>212</i> | <i>327</i> | <i>25</i> |
| E08B: Has something of yours (worth over \$50) been stolen? | | | | | | | | | | | | | | | | |
| 1. Not at all | 82.4 | 79.1 | 85.8 | 84.7 | 72.9 | 84.3 | 83.1 | 81.6 | 81.5 | 83.4 | 79.9 | 87.2 | 81.1 | 82.1 | 74.9 | 58.7 |
| 2. Once | 13.3 | 16.6 | 10.0 | 11.9 | 15.7 | 11.3 | 12.5 | 13.9 | 14.9 | 12.8 | 14.5 | 10.4 | 14.0 | 15.4 | 16.9 | 22.4 |
| 3. Twice | 2.7 | 2.6 | 2.7 | 2.5 | 7.3 | 2.3 | 3.3 | 2.8 | 1.9 | 2.6 | 3.3 | 1.8 | 2.8 | 1.8 | 4.4 | 18.9 |
| 4. 3 or 4 times | 1.1 | 1.1 | 1.0 | 0.6 | 3.6 | 2.0 | 0.7 | 1.3 | 0.5 | 1.1 | 1.2 | 0.4 | 1.8 | 0.2 | 1.9 | - |
| 5. 5 or more times | 0.5 | 0.6 | 0.5 | 0.3 | 0.6 | 0.1 | 0.4 | 0.4 | 1.2 | 0.2 | 1.1 | 0.2 | 0.3 | 0.6 | 1.9 | - |
| <i>Item 9872 Subject B07, S03</i> | <i>N 1875</i> | <i>840</i> | <i>977</i> | <i>1282</i> | <i>170</i> | <i>306</i> | <i>506</i> | <i>658</i> | <i>405</i> | <i>1447</i> | <i>382</i> | <i>856</i> | <i>422</i> | <i>213</i> | <i>322</i> | <i>25</i> |
| E08C: Has someone deliberately damaged your property (your car, clothing, etc.)? | | | | | | | | | | | | | | | | |
| 1. Not at all | 77.1 | 72.6 | 81.1 | 77.2 | 75.8 | 77.7 | 75.3 | 78.9 | 75.9 | 78.7 | 71.4 | 79.5 | 80.1 | 72.0 | 72.4 | 71.3 |
| 2. Once | 15.6 | 19.3 | 12.6 | 15.9 | 15.6 | 14.0 | 16.6 | 14.9 | 16.7 | 14.7 | 18.2 | 15.1 | 14.1 | 19.2 | 14.5 | 27.8 |
| 3. Twice | 4.8 | 5.3 | 4.0 | 4.8 | 3.5 | 5.6 | 5.9 | 4.3 | 3.5 | 4.6 | 5.8 | 3.4 | 4.3 | 5.7 | 7.8 | 0.9 |
| 4. 3 or 4 times | 2.0 | 2.5 | 1.4 | 1.7 | 3.3 | 2.4 | 1.9 | 1.6 | 2.6 | 1.4 | 3.8 | 1.5 | 0.9 | 3.1 | 4.1 | - |
| 5. 5 or more times | 0.5 | 0.2 | 0.8 | 0.4 | 1.8 | 0.3 | 0.3 | 0.4 | 1.3 | 0.5 | 0.8 | 0.4 | 0.6 | - | 1.2 | - |
| <i>Item 9873 Subject B07, S03</i> | <i>N 1870</i> | <i>838</i> | <i>974</i> | <i>1277</i> | <i>170</i> | <i>305</i> | <i>502</i> | <i>659</i> | <i>404</i> | <i>1443</i> | <i>382</i> | <i>853</i> | <i>422</i> | <i>212</i> | <i>322</i> | <i>25</i> |
| E08D: Has someone injured you with a weapon (like a knife, gun, or club)? | | | | | | | | | | | | | | | | |
| 1. Not at all | 95.9 | 94.1 | 98.0 | 97.1 | 90.3 | 95.9 | 96.4 | 95.9 | 95.5 | 96.5 | 94.0 | 98.3 | 96.3 | 94.9 | 94.0 | 51.7 |
| 2. Once | 2.6 | 4.1 | 1.3 | 2.1 | 5.0 | 3.0 | 2.6 | 2.5 | 2.6 | 2.3 | 3.2 | 1.1 | 2.5 | 3.0 | 4.3 | 34.6 |
| 3. Twice | 0.5 | 0.9 | * | 0.2 | 1.8 | 0.6 | 0.4 | 0.3 | 0.7 | 0.4 | 0.6 | * | 1.0 | 0.6 | 0.4 | - |
| 4. 3 or 4 times | 0.3 | 0.2 | 0.2 | 0.1 | 1.8 | 0.1 | 0.2 | 0.8 | - | 0.3 | 0.6 | 0.4 | - | 0.3 | - | 5.3 |
| 5. 5 or more times | 0.6 | 0.7 | 0.3 | 0.4 | 1.1 | 0.4 | 0.4 | 0.6 | 1.2 | 0.4 | 1.5 | 0.1 | 0.2 | 1.2 | 1.3 | 8.4 |
| <i>Item 9874 Subject B07, S03</i> | <i>N 1866</i> | <i>835</i> | <i>973</i> | <i>1276</i> | <i>170</i> | <i>303</i> | <i>504</i> | <i>656</i> | <i>404</i> | <i>1439</i> | <i>383</i> | <i>852</i> | <i>421</i> | <i>211</i> | <i>320</i> | <i>25</i> |
| E08E: Has someone threatened you with a weapon, but not actually injured you? | | | | | | | | | | | | | | | | |
| 1. Not at all | 90.1 | 86.8 | 93.4 | 91.8 | 78.9 | 88.2 | 91.5 | 90.9 | 88.3 | 91.4 | 86.0 | 94.0 | 90.0 | 84.4 | 86.0 | 76.9 |
| 2. Once | 5.9 | 7.9 | 4.2 | 5.2 | 10.0 | 7.5 | 4.7 | 4.9 | 7.6 | 5.4 | 7.5 | 3.8 | 5.9 | 9.5 | 7.8 | 7.2 |
| 3. Twice | 2.0 | 3.6 | 0.4 | 1.7 | 3.4 | 2.3 | 1.6 | 1.6 | 3.0 | 1.4 | 3.8 | 0.9 | 2.5 | 3.0 | 4.1 | - |
| 4. 3 or 4 times | 0.9 | 1.1 | 0.5 | 0.6 | 3.7 | 0.3 | 1.5 | 0.9 | 0.6 | 0.8 | 1.3 | 1.0 | 0.8 | 0.6 | 0.5 | - |
| 5. 5 or more times | 1.1 | 0.5 | 1.5 | 0.8 | 3.9 | 1.6 | 0.7 | 1.6 | 0.5 | 0.9 | 1.4 | 0.4 | 0.8 | 2.4 | 1.6 | 15.9 |
| <i>Item 9875 Subject B07, S03</i> | <i>N 1866</i> | <i>836</i> | <i>972</i> | <i>1274</i> | <i>169</i> | <i>300</i> | <i>504</i> | <i>660</i> | <i>402</i> | <i>1438</i> | <i>384</i> | <i>851</i> | <i>420</i> | <i>211</i> | <i>322</i> | <i>25</i> |

* = less than .05 percent.

DESCRIPTIVE RESULTS: 2002

159

| QUESTIONNAIRE FORM 3 2002 | TOTAL | SEX | | RACE | | REGION | | | | COLLEGE PLANS? | | ILLICIT DRUG USE: LIFETIME | | | | |
|--|---------------|------------|------------|-------------|------------|------------|------------|------------|------------|-------------------|------------|----------------------------|------------------------|--------------|---------------|--------------------|
| | | M | F | White | Black | NE | NC | S | W | Yes | No | None | Mari- juana Only | Few Pills | More Pills | Any Her- oin |
| <i>N (Weighted No. of Cases):</i> | 2250 | 983 | 1122 | 1421 | 235 | 447 | 569 | 755 | 479 | 1621 | 432 | 1000 | 501 | 239 | 366 | 33 |
| <i>% of Weighted Total:</i> | 100.0 | 43.7 | 49.9 | 63.2 | 10.5 | 19.9 | 25.3 | 33.6 | 21.3 | 72.0 | 19.2 | 44.5 | 22.3 | 10.6 | 16.2 | 1.5 |
| E08F: Has someone injured you on purpose without using a weapon? | | | | | | | | | | | | | | | | |
| 1. Not at all | 89.3 | 87.3 | 91.4 | 89.9 | 84.6 | 87.9 | 89.1 | 90.9 | 87.9 | 90.0 | 86.3 | 92.3 | 90.8 | 88.7 | 83.0 | 53.3 |
| 2. Once | 5.6 | 6.9 | 4.6 | 6.0 | 6.1 | 4.7 | 6.7 | 5.2 | 5.6 | 5.3 | 6.8 | 3.3 | 5.7 | 6.9 | 10.4 | 8.4 |
| 3. Twice | 2.7 | 2.3 | 2.8 | 2.5 | 4.4 | 3.2 | 3.3 | 1.8 | 3.2 | 2.5 | 3.8 | 2.5 | 1.7 | 2.6 | 3.6 | 14.4 |
| 4. 3 or 4 times | 1.1 | 1.8 | 0.3 | 1.1 | 1.4 | 2.4 | 0.6 | 1.0 | 0.8 | 1.0 | 1.2 | 1.2 | 0.2 | 1.3 | 0.9 | 8.9 |
| 5. 5 or more times | 1.3 | 1.7 | 1.0 | 0.6 | 3.5 | 1.7 | 0.3 | 1.1 | 2.5 | 1.2 | 1.9 | 0.6 | 1.5 | 0.5 | 2.1 | 15.0 |
| <i>Item 9876 Subject B07, S03</i> | <i>N 1861</i> | <i>835</i> | <i>969</i> | <i>1274</i> | <i>169</i> | <i>301</i> | <i>502</i> | <i>659</i> | <i>400</i> | <i>1432</i> | <i>384</i> | <i>850</i> | <i>420</i> | <i>212</i> | <i>320</i> | <i>25</i> |
| E08G: Has an unarmed person threatened you with injury, but not actually injured you? | | | | | | | | | | | | | | | | |
| 1. Not at all | 80.7 | 77.3 | 83.4 | 81.4 | 74.6 | 83.4 | 81.4 | 80.4 | 78.1 | 81.5 | 77.1 | 84.9 | 83.9 | 75.5 | 70.6 | 51.3 |
| 2. Once | 10.7 | 11.5 | 10.5 | 9.8 | 14.3 | 6.3 | 9.7 | 13.2 | 11.0 | 9.8 | 14.5 | 9.2 | 8.9 | 11.0 | 15.8 | 23.0 |
| 3. Twice | 3.6 | 3.6 | 3.2 | 4.1 | 4.2 | 4.6 | 3.0 | 3.5 | 3.7 | 4.1 | 1.5 | 2.5 | 2.9 | 3.3 | 8.2 | 1.6 |
| 4. 3 or 4 times | 1.6 | 2.3 | 0.8 | 1.6 | 0.8 | 1.8 | 2.2 | 0.8 | 1.8 | 1.4 | 1.9 | 1.3 | 1.1 | 1.9 | 2.6 | 3.6 |
| 5. 5 or more times | 3.5 | 5.3 | 2.1 | 3.2 | 6.1 | 3.9 | 3.7 | 2.0 | 5.5 | 3.2 | 5.0 | 2.1 | 3.2 | 8.2 | 2.8 | 20.4 |
| <i>Item 9877 Subject B07, S03</i> | <i>N 1861</i> | <i>835</i> | <i>969</i> | <i>1273</i> | <i>168</i> | <i>299</i> | <i>503</i> | <i>657</i> | <i>401</i> | <i>1432</i> | <i>384</i> | <i>851</i> | <i>419</i> | <i>210</i> | <i>321</i> | <i>25</i> |
| E09: Looking toward the future, how important would it be for you to have each of the following things? | | | | | | | | | | | | | | | | |
| E09A: A new car every two or three years | | | | | | | | | | | | | | | | |
| 1. Not important | 46.8 | 39.8 | 53.6 | 48.0 | 44.3 | 43.2 | 46.2 | 50.9 | 43.7 | 48.0 | 44.4 | 52.1 | 40.0 | 46.4 | 43.1 | 52.3 |
| 2. Somewhat important | 34.6 | 37.6 | 32.4 | 36.5 | 24.3 | 38.5 | 35.5 | 31.9 | 35.0 | 35.1 | 33.0 | 32.7 | 37.5 | 39.1 | 34.4 | 17.4 |
| 3. Quite important | 12.1 | 13.8 | 10.0 | 11.4 | 17.7 | 12.6 | 12.2 | 11.8 | 12.2 | 11.5 | 14.4 | 11.0 | 13.5 | 9.9 | 12.9 | 29.3 |
| 4. Extremely important | 6.4 | 8.8 | 4.0 | 4.1 | 13.7 | 5.8 | 6.2 | 5.3 | 9.1 | 5.4 | 8.1 | 4.2 | 9.0 | 4.6 | 9.5 | 0.9 |
| <i>Item 13860 Subject F01</i> | <i>N 1856</i> | <i>826</i> | <i>972</i> | <i>1266</i> | <i>169</i> | <i>297</i> | <i>503</i> | <i>655</i> | <i>402</i> | <i>1431</i> | <i>379</i> | <i>846</i> | <i>419</i> | <i>210</i> | <i>322</i> | <i>24</i> |
| E09B: Clothes in the latest style | | | | | | | | | | | | | | | | |
| 1. Not important | 24.0 | 29.8 | 19.5 | 25.2 | 16.4 | 27.6 | 25.8 | 21.8 | 23.0 | 24.1 | 24.7 | 26.2 | 20.0 | 21.4 | 24.4 | 38.1 |
| 2. Somewhat important | 38.9 | 38.2 | 40.3 | 40.6 | 39.0 | 38.7 | 36.3 | 39.6 | 41.3 | 38.8 | 39.9 | 43.6 | 32.2 | 41.8 | 35.2 | 32.1 |
| 3. Quite important | 25.0 | 21.4 | 27.1 | 25.0 | 25.7 | 21.1 | 26.9 | 25.5 | 24.6 | 26.2 | 21.2 | 20.8 | 32.7 | 27.5 | 25.5 | 11.9 |
| 4. Extremely important | 12.1 | 10.5 | 13.1 | 9.2 | 18.9 | 12.7 | 11.0 | 13.1 | 11.1 | 10.9 | 14.1 | 9.4 | 15.0 | 9.3 | 14.8 | 18.0 |
| <i>Item 13870 Subject F01</i> | <i>N 1856</i> | <i>826</i> | <i>972</i> | <i>1266</i> | <i>170</i> | <i>297</i> | <i>502</i> | <i>655</i> | <i>402</i> | <i>1430</i> | <i>380</i> | <i>845</i> | <i>419</i> | <i>210</i> | <i>322</i> | <i>24</i> |
| E09C: A house of my own (instead of an apartment or condominium) | | | | | | | | | | | | | | | | |
| 1. Not important | 11.9 | 10.2 | 13.2 | 11.9 | 14.3 | 11.2 | 12.9 | 12.8 | 9.5 | 11.7 | 12.2 | 13.7 | 10.4 | 11.1 | 8.9 | 19.6 |
| 2. Somewhat important | 19.3 | 19.6 | 18.7 | 17.9 | 17.4 | 20.5 | 19.3 | 17.3 | 21.4 | 19.5 | 19.7 | 19.3 | 20.3 | 19.1 | 18.1 | 18.0 |
| 3. Quite important | 34.8 | 34.9 | 34.7 | 37.9 | 24.4 | 37.1 | 38.3 | 32.7 | 32.0 | 35.4 | 32.6 | 33.3 | 34.1 | 35.3 | 38.2 | 45.6 |
| 4. Extremely important | 34.1 | 35.4 | 33.4 | 32.2 | 43.9 | 31.2 | 29.5 | 37.1 | 37.1 | 33.4 | 35.4 | 33.7 | 35.3 | 34.5 | 34.8 | 16.8 |
| <i>Item 13880 Subject F01</i> | <i>N 1855</i> | <i>827</i> | <i>970</i> | <i>1264</i> | <i>170</i> | <i>298</i> | <i>502</i> | <i>654</i> | <i>402</i> | <i>1428</i> | <i>380</i> | <i>845</i> | <i>418</i> | <i>210</i> | <i>321</i> | <i>24</i> |
| E09D: Lots of space around my house, a big yard | | | | | | | | | | | | | | | | |
| 1. Not important | 14.9 | 13.2 | 16.2 | 14.1 | 24.5 | 15.6 | 14.7 | 17.1 | 11.2 | 13.9 | 18.1 | 16.0 | 15.8 | 11.1 | 11.2 | 50.4 |
| 2. Somewhat important | 29.6 | 27.0 | 31.5 | 28.8 | 28.7 | 29.1 | 31.5 | 27.6 | 30.7 | 29.5 | 31.9 | 29.6 | 28.3 | 32.5 | 30.4 | 19.3 |
| 3. Quite important | 32.7 | 35.9 | 30.7 | 35.0 | 21.2 | 30.8 | 33.3 | 31.9 | 34.5 | 33.8 | 28.4 | 33.4 | 29.4 | 35.2 | 33.5 | 20.5 |
| 4. Extremely important | 22.8 | 23.9 | 21.6 | 22.1 | 25.6 | 24.5 | 20.5 | 23.4 | 23.6 | 22.9 | 21.6 | 21.0 | 26.5 | 21.3 | 24.8 | 9.8 |
| <i>Item 13890 Subject F01</i> | <i>N 1849</i> | <i>825</i> | <i>967</i> | <i>1262</i> | <i>168</i> | <i>294</i> | <i>500</i> | <i>653</i> | <i>401</i> | <i>1423</i> | <i>380</i> | <i>843</i> | <i>415</i> | <i>210</i> | <i>321</i> | <i>24</i> |
| E09E: A vacation house | | | | | | | | | | | | | | | | |
| 1. Not important | 54.0 | 49.9 | 58.2 | 55.2 | 55.4 | 48.7 | 58.3 | 54.1 | 52.6 | 53.9 | 55.5 | 57.3 | 50.3 | 56.7 | 51.5 | 50.8 |
| 2. Somewhat important | 26.6 | 26.5 | 26.6 | 28.2 | 21.5 | 32.5 | 25.3 | 26.5 | 24.1 | 27.0 | 26.0 | 25.3 | 27.7 | 25.4 | 27.8 | 16.7 |
| 3. Quite important | 10.5 | 12.9 | 8.3 | 10.0 | 10.0 | 9.5 | 9.3 | 11.5 | 11.1 | 10.4 | 10.4 | 9.2 | 12.3 | 11.0 | 10.1 | 26.5 |
| 4. Extremely important | 8.9 | 10.6 | 6.9 | 6.7 | 13.1 | 9.3 | 7.1 | 7.9 | 12.2 | 8.6 | 8.1 | 8.3 | 9.7 | 6.9 | 10.7 | 6.0 |
| <i>Item 13930 Subject F01</i> | <i>N 1847</i> | <i>822</i> | <i>968</i> | <i>1261</i> | <i>168</i> | <i>295</i> | <i>498</i> | <i>655</i> | <i>400</i> | <i>1421</i> | <i>380</i> | <i>843</i> | <i>413</i> | <i>210</i> | <i>320</i> | <i>24</i> |
| E09F: A motor-powered, recreational vehicle (powerboat, snowmobile, etc.) | | | | | | | | | | | | | | | | |
| 1. Not important | 50.9 | 39.0 | 61.5 | 48.6 | 63.9 | 52.9 | 51.6 | 50.2 | 49.9 | 53.2 | 43.3 | 55.1 | 49.6 | 53.8 | 41.1 | 47.6 |
| 2. Somewhat important | 25.4 | 27.3 | 24.3 | 26.6 | 16.4 | 25.3 | 24.8 | 25.7 | 25.8 | 24.8 | 28.2 | 25.1 | 23.8 | 25.6 | 29.8 | 24.3 |
| 3. Quite important | 13.6 | 19.3 | 8.2 | 14.9 | 7.6 | 13.6 | 13.4 | 14.2 | 12.9 | 12.7 | 17.3 | 10.9 | 16.8 | 14.2 | 13.6 | 20.8 |
| 4. Extremely important | 10.1 | 14.4 | 6.0 | 9.9 | 12.1 | 8.2 | 10.2 | 9.9 | 11.4 | 9.4 | 11.2 | 8.8 | 9.8 | 6.4 | 15.5 | 7.3 |
| <i>Item 13940 Subject F01</i> | <i>N 1848</i> | <i>823</i> | <i>968</i> | <i>1261</i> | <i>167</i> | <i>294</i> | <i>500</i> | <i>652</i> | <i>401</i> | <i>1422</i> | <i>379</i> | <i>844</i> | <i>415</i> | <i>209</i> | <i>320</i> | <i>24</i> |

| QUESTIONNAIRE FORM 3 2002 | TOTAL | SEX | | RACE | | REGION | | | | COLLEGE PLANS? | | ILLICIT DRUG USE: LIFETIME | | | | |
|---|---------------|------------|------------|-------------|------------|------------|------------|------------|------------|-------------------|------------|----------------------------|------------------------|--------------|---------------|--------------------|
| | | M | F | White | Black | NE | NC | S | W | Yes | No | None | Mari- juana Only | Few Pills | More Pills | Any Her- oin |
| <i>N (Weighted No. of Cases):</i> | 2250 | 983 | 1122 | 1421 | 235 | 447 | 569 | 755 | 479 | 1621 | 432 | 1000 | 501 | 239 | 366 | 33 |
| <i>% of Weighted Total:</i> | 100.0 | 43.7 | 49.9 | 63.2 | 10.5 | 19.9 | 25.3 | 33.6 | 21.3 | 72.0 | 19.2 | 44.5 | 22.3 | 10.6 | 16.2 | 1.5 |
| E10: When (if ever) did you FIRST do each of the following things? Don't count anything you took because a doctor told you to. | | | | | | | | | | | | | | | | |
| E10A: Smoke cigarettes on a daily basis | | | | | | | | | | | | | | | | |
| 8. Never | 74.5 | 75.0 | 74.5 | 71.2 | 89.8 | 74.3 | 69.3 | 72.7 | 84.3 | 78.0 | 59.1 | 93.3 | 71.7 | 60.5 | 37.1 | 48.0 |
| 1. Grade 6 or below | 2.6 | 2.9 | 2.3 | 2.9 | 1.1 | 3.2 | 2.9 | 2.4 | 2.3 | 1.9 | 4.8 | 0.7 | 2.7 | 2.4 | 8.2 | 2.2 |
| 2. Grade 7 | 3.0 | 2.4 | 3.4 | 3.4 | - | 3.5 | 3.8 | 3.2 | 1.2 | 2.9 | 3.8 | 0.5 | 1.5 | 9.1 | 7.5 | 9.8 |
| 3. Grade 8 | 4.2 | 3.9 | 4.7 | 4.6 | 3.1 | 3.5 | 4.8 | 4.3 | 3.9 | 3.5 | 7.2 | 0.7 | 5.3 | 7.1 | 9.7 | 17.6 |
| 4. Grade 9 (Freshman) | 4.4 | 4.7 | 4.3 | 5.6 | 2.1 | 4.0 | 6.9 | 3.5 | 3.0 | 3.0 | 10.4 | 1.7 | 4.8 | 6.4 | 9.9 | 5.4 |
| 5. Grade 10 (Sophomore) | 4.7 | 5.7 | 3.4 | 5.4 | 1.0 | 5.8 | 3.8 | 6.4 | 2.1 | 3.9 | 8.6 | 1.0 | 4.5 | 7.7 | 12.6 | 17.0 |
| 6. Grade 11 (Junior) | 3.5 | 3.0 | 3.8 | 3.8 | 1.6 | 3.5 | 4.6 | 3.4 | 2.1 | 3.7 | 2.9 | 1.8 | 4.1 | 3.0 | 7.9 | - |
| 7. Grade 12 (Senior) | 3.1 | 2.4 | 3.6 | 3.1 | 1.3 | 2.3 | 3.8 | 4.0 | 1.2 | 3.1 | 3.2 | 0.4 | 5.4 | 3.7 | 7.2 | - |
| <i>Item 5570 Subject A01g</i> | <i>N 1753</i> | <i>781</i> | <i>916</i> | <i>1195</i> | <i>156</i> | <i>282</i> | <i>477</i> | <i>621</i> | <i>372</i> | <i>1370</i> | <i>337</i> | <i>808</i> | <i>391</i> | <i>200</i> | <i>301</i> | <i>21</i> |
| E10B: Try an alcoholic beverage—more than just a few sips | | | | | | | | | | | | | | | | |
| 8. Never | 21.7 | 21.4 | 21.4 | 20.4 | 34.5 | 18.9 | 20.7 | 22.0 | 24.4 | 22.2 | 18.0 | 42.9 | 4.1 | 2.7 | 2.9 | 9.1 |
| 1. Grade 6 or below | 6.4 | 8.3 | 4.7 | 5.8 | 7.5 | 5.9 | 4.8 | 6.6 | 8.4 | 5.9 | 8.1 | 3.0 | 9.8 | 7.0 | 10.2 | 10.0 |
| 2. Grade 7 | 8.5 | 8.7 | 8.1 | 8.5 | 7.5 | 8.7 | 8.9 | 8.0 | 8.6 | 7.9 | 11.1 | 3.9 | 7.9 | 10.9 | 18.3 | 23.0 |
| 3. Grade 8 | 11.3 | 13.9 | 9.3 | 12.0 | 5.9 | 13.5 | 15.6 | 8.3 | 9.4 | 11.0 | 11.9 | 5.2 | 16.5 | 11.9 | 19.9 | 17.2 |
| 4. Grade 9 (Freshman) | 20.4 | 16.9 | 23.1 | 21.8 | 15.4 | 22.4 | 22.9 | 20.6 | 15.0 | 19.8 | 23.3 | 12.1 | 23.3 | 30.8 | 30.3 | 40.8 |
| 5. Grade 10 (Sophomore) | 13.9 | 15.4 | 13.0 | 14.1 | 10.9 | 15.6 | 13.1 | 13.8 | 13.7 | 14.7 | 12.3 | 12.1 | 17.7 | 21.3 | 10.1 | - |
| 6. Grade 11 (Junior) | 12.3 | 11.0 | 14.0 | 12.1 | 14.1 | 10.4 | 9.8 | 14.6 | 13.1 | 13.0 | 10.0 | 14.0 | 16.6 | 10.1 | 4.4 | - |
| 7. Grade 12 (Senior) | 5.6 | 4.3 | 6.4 | 5.2 | 4.2 | 4.7 | 4.2 | 6.0 | 7.4 | 5.7 | 5.4 | 6.9 | 4.1 | 5.3 | 3.9 | - |
| <i>Item 5580 Subject A01g</i> | <i>N 1694</i> | <i>745</i> | <i>897</i> | <i>1179</i> | <i>143</i> | <i>268</i> | <i>467</i> | <i>609</i> | <i>350</i> | <i>1313</i> | <i>338</i> | <i>758</i> | <i>386</i> | <i>192</i> | <i>305</i> | <i>20</i> |
| E10C: Try marijuana or hashish | | | | | | | | | | | | | | | | |
| 8. Never | 52.9 | 51.1 | 53.9 | 53.1 | 53.8 | 47.8 | 55.2 | 53.7 | 52.3 | 54.5 | 45.1 | 100.0 | - | 26.9 | 7.7 | 12.2 |
| 1. Grade 6 or below | 3.0 | 4.0 | 1.9 | 2.2 | 5.0 | 2.1 | 1.6 | 3.5 | 4.7 | 2.2 | 4.9 | - | 4.6 | 1.3 | 9.4 | 17.2 |
| 2. Grade 7 | 4.9 | 6.6 | 3.7 | 4.8 | 4.8 | 6.6 | 6.1 | 2.4 | 6.4 | 3.9 | 9.7 | - | 5.0 | 9.1 | 14.0 | 29.3 |
| 3. Grade 8 | 5.6 | 6.9 | 4.3 | 5.7 | 3.6 | 5.5 | 5.2 | 5.3 | 6.5 | 4.4 | 10.4 | - | 7.1 | 10.9 | 16.3 | - |
| 4. Grade 9 (Freshman) | 11.0 | 10.1 | 11.9 | 11.8 | 11.0 | 11.6 | 12.2 | 11.6 | 7.8 | 10.9 | 11.8 | - | 20.1 | 14.4 | 26.0 | 37.8 |
| 5. Grade 10 (Sophomore) | 9.7 | 9.9 | 9.5 | 10.1 | 9.3 | 8.7 | 10.0 | 9.0 | 11.3 | 10.3 | 7.6 | - | 23.3 | 19.1 | 13.6 | 3.5 |
| 6. Grade 11 (Junior) | 8.1 | 7.6 | 8.8 | 7.5 | 9.4 | 12.7 | 5.5 | 8.3 | 7.7 | 8.3 | 7.0 | - | 24.9 | 12.0 | 8.0 | - |
| 7. Grade 12 (Senior) | 4.9 | 3.8 | 6.0 | 4.9 | 3.1 | 5.0 | 4.2 | 6.3 | 3.3 | 5.4 | 3.5 | - | 15.1 | 6.3 | 5.1 | - |
| <i>Item 5590 Subject A01g</i> | <i>N 1750</i> | <i>765</i> | <i>931</i> | <i>1214</i> | <i>150</i> | <i>278</i> | <i>477</i> | <i>627</i> | <i>368</i> | <i>1368</i> | <i>338</i> | <i>821</i> | <i>378</i> | <i>199</i> | <i>301</i> | <i>21</i> |
| E10D: Try LSD | | | | | | | | | | | | | | | | |
| 8. Never | 92.2 | 89.7 | 94.6 | 91.3 | 98.4 | 91.8 | 91.0 | 92.9 | 92.9 | 94.0 | 84.9 | 100.0 | 100.0 | 92.1 | 63.1 | 35.1 |
| 1. Grade 6 or below | 0.1 | 0.1 | 0.2 | 0.1 | - | - | 0.1 | 0.1 | 0.2 | 0.1 | 0.2 | - | - | 0.4 | 0.5 | - |
| 2. Grade 7 | 0.3 | 0.2 | 0.1 | 0.2 | - | - | - | 0.4 | 0.5 | 0.1 | 0.7 | - | - | - | 0.6 | 11.7 |
| 3. Grade 8 | 1.2 | 1.7 | 0.7 | 1.2 | - | 0.4 | 1.7 | 0.6 | 1.9 | 0.6 | 3.3 | - | - | 0.8 | 6.2 | 3.0 |
| 4. Grade 9 (Freshman) | 2.3 | 3.3 | 1.5 | 2.8 | - | 3.1 | 2.3 | 2.5 | 1.5 | 1.9 | 3.5 | - | - | 0.3 | 12.4 | 20.6 |
| 5. Grade 10 (Sophomore) | 2.0 | 2.1 | 1.8 | 2.5 | 0.6 | 2.2 | 2.9 | 1.8 | 0.8 | 1.6 | 3.7 | - | - | 4.0 | 7.9 | 16.9 |
| 6. Grade 11 (Junior) | 1.2 | 1.8 | 0.7 | 1.4 | - | 2.0 | 1.5 | 0.8 | 0.9 | 1.2 | 1.5 | - | - | 1.8 | 5.9 | - |
| 7. Grade 12 (Senior) | 0.8 | 1.0 | 0.4 | 0.5 | 1.0 | 0.6 | 0.4 | 0.8 | 1.3 | 0.4 | 2.3 | - | - | 0.7 | 3.3 | 12.6 |
| <i>Item 5600 Subject A01g</i> | <i>N 1789</i> | <i>788</i> | <i>946</i> | <i>1230</i> | <i>159</i> | <i>281</i> | <i>493</i> | <i>635</i> | <i>380</i> | <i>1395</i> | <i>349</i> | <i>832</i> | <i>401</i> | <i>204</i> | <i>299</i> | <i>20</i> |
| E10E: Try any hallucinogen other than LSD | | | | | | | | | | | | | | | | |
| 8. Never | 92.9 | 90.1 | 95.5 | 92.5 | 100.0 | 90.7 | 94.2 | 93.2 | 92.3 | 94.3 | 86.5 | 100.0 | 100.0 | 98.2 | 61.5 | 38.2 |
| 1. Grade 6 or below | * | 0.1 | - | 0.1 | - | - | - | - | 0.2 | - | 0.3 | - | - | - | 0.3 | - |
| 2. Grade 7 | 0.3 | 0.3 | 0.1 | 0.1 | - | - | - | 0.6 | 0.2 | 0.2 | 0.6 | - | - | - | 0.9 | 12.0 |
| 3. Grade 8 | 0.6 | 1.1 | 0.2 | 0.8 | - | 0.2 | 0.4 | 0.9 | 0.6 | 0.2 | 2.0 | - | - | - | 3.3 | 7.3 |
| 4. Grade 9 (Freshman) | 1.8 | 2.9 | 0.8 | 1.4 | - | 1.8 | 1.4 | 1.1 | 3.5 | 1.6 | 2.6 | - | - | 0.3 | 10.1 | 10.5 |
| 5. Grade 10 (Sophomore) | 1.8 | 2.4 | 1.2 | 2.5 | - | 3.8 | 1.7 | 1.8 | 0.4 | 1.1 | 4.7 | - | - | 0.2 | 10.2 | 9.1 |
| 6. Grade 11 (Junior) | 1.4 | 1.7 | 1.3 | 1.7 | - | 2.4 | 0.3 | 1.6 | 1.8 | 1.5 | 1.4 | - | - | 0.7 | 6.8 | 23.0 |
| 7. Grade 12 (Senior) | 1.2 | 1.2 | 0.9 | 0.9 | - | 1.1 | 1.9 | 0.8 | 0.9 | 1.0 | 2.0 | - | - | 0.6 | 6.9 | - |
| <i>Item 5610 Subject A01g</i> | <i>N 1762</i> | <i>776</i> | <i>930</i> | <i>1203</i> | <i>163</i> | <i>275</i> | <i>478</i> | <i>629</i> | <i>379</i> | <i>1372</i> | <i>343</i> | <i>834</i> | <i>400</i> | <i>187</i> | <i>288</i> | <i>17</i> |

DESCRIPTIVE RESULTS: 2002

161

| QUESTIONNAIRE FORM 3 2002 | TOTAL | SEX | | RACE | | REGION | | | | COLLEGE PLANS? | | ILLICIT DRUG USE: LIFETIME | | | | |
|-----------------------------------|---------------|------------|------------|-------------|------------|------------|------------|------------|------------|-------------------|------------|----------------------------|------------------------|--------------|---------------|--------------------|
| | | M | F | White | Black | NE | NC | S | W | Yes | No | None | Mari- juana Only | Few Pills | More Pills | Any Her- oin |
| <i>N (Weighted No. of Cases):</i> | 2250 | 983 | 1122 | 1421 | 235 | 447 | 569 | 755 | 479 | 1621 | 432 | 1000 | 501 | 239 | 366 | 33 |
| <i>% of Weighted Total:</i> | 100.0 | 43.7 | 49.9 | 63.2 | 10.5 | 19.9 | 25.3 | 33.6 | 21.3 | 72.0 | 19.2 | 44.5 | 22.3 | 10.6 | 16.2 | 1.5 |
| E10F: Try amphetamines | | | | | | | | | | | | | | | | |
| 8. Never | 91.2 | 90.9 | 91.7 | 89.9 | 100.0 | 94.2 | 90.8 | 89.2 | 93.0 | 92.4 | 86.4 | 100.0 | 100.0 | 88.2 | 43.4 | 48.6 |
| 1. Grade 6 or below | 0.2 | 0.1 | 0.1 | 0.2 | - | 0.5 | - | 0.2 | 0.3 | - | 1.0 | - | - | 0.9 | 0.4 | 6.8 |
| 2. Grade 7 | 0.2 | 0.1 | 0.4 | 0.3 | - | - | 0.3 | 0.4 | - | 0.3 | - | - | - | 1.5 | 0.9 | - |
| 3. Grade 8 | 0.6 | 0.7 | 0.6 | 0.8 | - | 0.7 | 1.2 | 0.5 | - | 0.6 | 0.9 | - | - | - | 4.2 | 7.3 |
| 4. Grade 9 (Freshman) | 2.0 | 1.5 | 2.2 | 2.4 | - | 0.3 | 3.0 | 2.4 | 1.3 | 1.5 | 3.4 | - | - | 2.3 | 14.0 | - |
| 5. Grade 10 (Sophomore) | 2.3 | 3.3 | 1.6 | 3.0 | - | 0.5 | 2.7 | 3.5 | 1.1 | 1.8 | 4.5 | - | - | 2.3 | 15.6 | 13.6 |
| 6. Grade 11 (Junior) | 2.5 | 1.9 | 2.9 | 2.7 | - | 3.5 | 1.5 | 3.2 | 1.9 | 2.4 | 3.0 | - | - | 3.2 | 15.5 | 23.7 |
| 7. Grade 12 (Senior) | 0.9 | 1.5 | 0.4 | 0.7 | - | 0.3 | 0.4 | 0.7 | 2.5 | 1.0 | 0.7 | - | - | 1.6 | 6.0 | - |
| <i>Item 5620 Subject A01g</i> | <i>N 1616</i> | <i>714</i> | <i>853</i> | <i>1107</i> | <i>158</i> | <i>247</i> | <i>442</i> | <i>585</i> | <i>343</i> | <i>1262</i> | <i>311</i> | <i>830</i> | <i>400</i> | <i>126</i> | <i>209</i> | <i>17</i> |
| E10G: Try quaaludes | | | | | | | | | | | | | | | | |
| 8. Never | 97.7 | 97.2 | 98.2 | 97.8 | 99.3 | 98.1 | 98.6 | 97.3 | 97.0 | 98.2 | 95.8 | 100.0 | 100.0 | 99.4 | 90.0 | 65.2 |
| 1. Grade 6 or below | 0.1 | 0.2 | - | 0.1 | - | - | 0.1 | - | 0.3 | * | 0.4 | - | - | - | 0.5 | 1.0 |
| 2. Grade 7 | 0.1 | - | 0.2 | - | - | 0.4 | - | - | 0.2 | 0.1 | 0.3 | - | - | 0.6 | 0.3 | - |
| 3. Grade 8 | 0.3 | 0.6 | 0.1 | 0.1 | 0.7 | - | 0.3 | 0.2 | 0.7 | 0.1 | 1.0 | - | - | - | 0.5 | 12.3 |
| 4. Grade 9 (Freshman) | 0.4 | 0.7 | 0.1 | 0.4 | - | 0.2 | 0.1 | 0.6 | 0.7 | 0.3 | 1.2 | - | - | - | 2.2 | 5.2 |
| 5. Grade 10 (Sophomore) | 0.3 | 0.6 | 0.1 | 0.3 | - | 0.5 | 0.4 | 0.2 | 0.3 | 0.3 | 0.1 | - | - | - | 1.6 | 1.8 |
| 6. Grade 11 (Junior) | 0.8 | 0.5 | 1.1 | 0.9 | - | 0.5 | 0.3 | 1.4 | 0.7 | 0.7 | 1.2 | - | - | - | 3.4 | 14.5 |
| 7. Grade 12 (Senior) | 0.2 | 0.3 | 0.2 | 0.3 | - | 0.2 | 0.1 | 0.4 | 0.1 | 0.3 | - | - | - | - | 1.4 | - |
| <i>Item 5630 Subject A01g</i> | <i>N 1815</i> | <i>802</i> | <i>955</i> | <i>1242</i> | <i>163</i> | <i>283</i> | <i>495</i> | <i>644</i> | <i>393</i> | <i>1407</i> | <i>363</i> | <i>833</i> | <i>406</i> | <i>208</i> | <i>311</i> | <i>23</i> |
| E10H: Try barbiturates | | | | | | | | | | | | | | | | |
| 8. Never | 94.3 | 93.8 | 94.6 | 93.5 | 100.0 | 96.8 | 95.8 | 91.9 | 94.6 | 94.9 | 91.2 | 100.0 | 100.0 | 97.4 | 67.2 | 40.3 |
| 1. Grade 6 or below | 0.1 | 0.1 | - | 0.1 | - | - | - | - | 0.2 | - | 0.3 | - | - | - | 0.4 | - |
| 2. Grade 7 | 0.3 | - | 0.6 | 0.5 | - | - | - | 0.9 | 0.1 | 0.2 | 0.7 | - | - | 0.2 | 2.1 | - |
| 3. Grade 8 | 0.8 | 1.2 | 0.5 | 0.4 | - | 0.3 | 0.7 | 0.6 | 1.5 | 0.6 | 1.6 | - | - | - | 4.2 | 15.1 |
| 4. Grade 9 (Freshman) | 1.2 | 1.4 | 0.9 | 1.7 | - | 0.9 | 0.8 | 2.0 | 0.4 | 0.9 | 2.4 | - | - | 0.6 | 6.1 | 19.5 |
| 5. Grade 10 (Sophomore) | 1.5 | 1.6 | 1.4 | 1.8 | - | 0.1 | 1.9 | 2.1 | 0.8 | 1.5 | 1.2 | - | - | 0.8 | 9.0 | 3.9 |
| 6. Grade 11 (Junior) | 1.2 | 0.8 | 1.7 | 1.4 | - | 1.4 | 0.5 | 1.8 | 1.1 | 0.9 | 2.5 | - | - | 1.0 | 6.2 | 21.2 |
| 7. Grade 12 (Senior) | 0.7 | 1.1 | 0.4 | 0.7 | - | 0.5 | 0.2 | 0.8 | 1.2 | 0.9 | - | - | - | - | 4.9 | - |
| <i>Item 5640 Subject A01g</i> | <i>N 1722</i> | <i>748</i> | <i>920</i> | <i>1168</i> | <i>160</i> | <i>269</i> | <i>467</i> | <i>615</i> | <i>371</i> | <i>1344</i> | <i>333</i> | <i>833</i> | <i>401</i> | <i>185</i> | <i>249</i> | <i>19</i> |
| E10I: Try tranquilizers | | | | | | | | | | | | | | | | |
| 8. Never | 93.5 | 94.2 | 93.2 | 92.4 | 100.0 | 94.7 | 94.1 | 91.7 | 94.7 | 94.6 | 89.0 | 100.0 | 100.0 | 91.9 | 65.8 | 35.6 |
| 1. Grade 6 or below | 0.1 | 0.1 | 0.1 | - | - | - | 0.3 | - | - | 0.1 | 0.2 | - | - | - | 0.5 | - |
| 2. Grade 7 | 0.3 | - | 0.6 | 0.3 | - | 0.3 | - | 0.4 | 0.5 | 0.2 | 0.6 | - | - | - | 1.7 | 4.1 |
| 3. Grade 8 | 0.7 | 0.9 | 0.6 | 0.7 | - | 0.1 | 0.6 | 0.8 | 1.2 | 0.3 | 2.4 | - | - | 0.4 | 3.0 | 23.5 |
| 4. Grade 9 (Freshman) | 1.2 | 1.1 | 1.2 | 1.7 | - | 0.9 | 1.8 | 1.6 | - | 1.0 | 1.8 | - | - | 0.7 | 6.7 | 13.6 |
| 5. Grade 10 (Sophomore) | 1.5 | 1.9 | 1.1 | 1.7 | - | 1.1 | 1.5 | 1.8 | 1.2 | 1.4 | 1.8 | - | - | 1.0 | 8.1 | 18.1 |
| 6. Grade 11 (Junior) | 1.5 | 0.7 | 2.1 | 1.9 | - | 1.4 | 1.3 | 2.1 | 0.9 | 1.3 | 2.5 | - | - | 2.8 | 8.0 | 5.1 |
| 7. Grade 12 (Senior) | 1.2 | 1.1 | 1.1 | 1.4 | - | 1.5 | 0.4 | 1.6 | 1.5 | 1.1 | 1.8 | - | - | 3.3 | 6.2 | - |
| <i>Item 5650 Subject A01g</i> | <i>N 1694</i> | <i>744</i> | <i>894</i> | <i>1153</i> | <i>160</i> | <i>269</i> | <i>463</i> | <i>593</i> | <i>368</i> | <i>1321</i> | <i>332</i> | <i>830</i> | <i>400</i> | <i>166</i> | <i>247</i> | <i>17</i> |
| E10J: Try cocaine | | | | | | | | | | | | | | | | |
| 8. Never | 92.5 | 92.3 | 92.8 | 92.0 | 97.6 | 93.2 | 93.9 | 91.7 | 91.4 | 93.2 | 89.0 | 100.0 | 100.0 | 95.1 | 64.5 | 3.1 |
| 1. Grade 6 or below | 0.1 | 0.1 | - | * | - | 0.1 | 0.1 | - | - | * | 0.2 | - | - | - | 0.2 | 1.9 |
| 2. Grade 7 | 0.4 | 0.4 | 0.4 | 0.3 | - | 0.5 | 0.2 | - | 1.2 | 0.2 | 1.3 | - | - | - | 1.8 | 7.7 |
| 3. Grade 8 | 0.5 | 0.8 | 0.2 | 0.4 | - | - | - | 0.4 | 1.6 | 0.1 | 2.2 | - | - | 0.6 | 1.5 | 14.8 |
| 4. Grade 9 (Freshman) | 1.1 | 1.8 | 0.7 | 1.2 | - | 1.0 | 1.2 | 0.9 | 1.4 | 1.1 | 1.3 | - | - | 0.3 | 5.7 | 14.1 |
| 5. Grade 10 (Sophomore) | 1.6 | 1.1 | 2.1 | 1.8 | 2.4 | 1.0 | 2.0 | 2.3 | 0.6 | 1.6 | 2.0 | - | - | 1.3 | 6.0 | 42.9 |
| 6. Grade 11 (Junior) | 1.7 | 2.0 | 1.3 | 1.9 | - | 2.0 | 1.0 | 2.1 | 1.7 | 1.5 | 2.6 | - | - | 1.1 | 8.4 | 15.4 |
| 7. Grade 12 (Senior) | 2.1 | 1.6 | 2.6 | 2.4 | - | 2.2 | 1.6 | 2.6 | 2.1 | 2.4 | 1.4 | - | - | 1.5 | 12.0 | - |
| <i>Item 5660 Subject A01g</i> | <i>N 1775</i> | <i>781</i> | <i>939</i> | <i>1216</i> | <i>158</i> | <i>274</i> | <i>486</i> | <i>630</i> | <i>384</i> | <i>1381</i> | <i>348</i> | <i>830</i> | <i>400</i> | <i>197</i> | <i>292</i> | <i>21</i> |
| E10K: Try heroin | | | | | | | | | | | | | | | | |
| 8. Never | 99.0 | 99.1 | 99.1 | 99.3 | 97.7 | 99.5 | 99.9 | 98.4 | 98.7 | 99.2 | 98.2 | 100.0 | 100.0 | 100.0 | 100.0 | - |
| 1. Grade 6 or below | * | * | - | * | - | 0.1 | - | - | 0.1 | * | - | - | - | - | - | 3.7 |
| 2. Grade 7 | 0.1 | - | 0.2 | - | - | 0.3 | - | - | 0.2 | 0.1 | 0.3 | - | - | - | - | 9.4 |
| 3. Grade 8 | 0.2 | 0.4 | - | - | - | - | - | - | 0.7 | - | 0.8 | - | - | - | - | 16.6 |
| 4. Grade 9 (Freshman) | 0.2 | - | 0.4 | - | 2.3 | - | - | 0.6 | - | 0.3 | - | - | - | - | - | 21.7 |
| 5. Grade 10 (Sophomore) | 0.1 | 0.2 | - | 0.2 | - | - | 0.1 | 0.2 | 0.1 | * | 0.4 | - | - | - | - | 11.0 |
| 6. Grade 11 (Junior) | 0.2 | 0.2 | - | 0.2 | - | - | - | 0.4 | 0.2 | 0.1 | 0.3 | - | - | - | - | 17.0 |
| 7. Grade 12 (Senior) | 0.2 | 0.1 | 0.3 | 0.3 | - | 0.1 | - | 0.5 | - | 0.3 | - | - | - | - | - | 20.5 |
| <i>Item 5670 Subject A01g</i> | <i>N 1786</i> | <i>790</i> | <i>942</i> | <i>1227</i> | <i>162</i> | <i>281</i> | <i>484</i> | <i>636</i> | <i>385</i> | <i>1388</i> | <i>352</i> | <i>827</i> | <i>399</i> | <i>202</i> | <i>306</i> | <i>17</i> |

*=less than .05 percent.

MONITORING THE FUTURE

| QUESTIONNAIRE FORM 3 2002 | TOTAL | SEX | | RACE | | REGION | | | | COLLEGE PLANS? | | ILLICIT DRUG USE: LIFETIME | | | | |
|--|---------------|------------|------------|-------------|------------|------------|------------|------------|------------|-------------------|------------|----------------------------|------------------------|--------------|---------------|--------------------|
| | | M | F | White | Black | NE | NC | S | W | Yes | No | None | Mari- juana Only | Few Pills | More Pills | Any Her- oin |
| <i>N (Weighted No. of Cases):</i> | 2250 | 983 | 1122 | 1421 | 235 | 447 | 569 | 755 | 479 | 1621 | 432 | 1000 | 501 | 239 | 366 | 33 |
| <i>% of Weighted Total:</i> | 100.0 | 43.7 | 49.9 | 63.2 | 10.5 | 19.9 | 25.3 | 33.6 | 21.3 | 72.0 | 19.2 | 44.5 | 22.3 | 10.6 | 16.2 | 1.5 |
| E10L: Try any narcotic other than heroin | | | | | | | | | | | | | | | | |
| 8. Never | 94.5 | 94.4 | 94.8 | 93.5 | 99.6 | 94.9 | 94.6 | 94.7 | 93.9 | 95.1 | 92.2 | 100.0 | 100.0 | 94.3 | 69.0 | 34.9 |
| 1. Grade 6 or below | 0.3 | 0.1 | 0.4 | 0.3 | - | 0.3 | - | 0.4 | 0.3 | 0.1 | 0.8 | - | - | - | 2.0 | - |
| 2. Grade 7 | 0.2 | - | 0.3 | 0.1 | - | - | 0.2 | - | 0.5 | 0.1 | 0.6 | - | - | - | 0.8 | 4.1 |
| 3. Grade 8 | 0.5 | 0.8 | 0.3 | 0.5 | - | 0.2 | 0.7 | 0.4 | 0.8 | 0.1 | 2.1 | - | - | - | 2.8 | 13.1 |
| 4. Grade 9 (Freshman) | 0.8 | 0.7 | 0.9 | 1.2 | - | 1.1 | 1.3 | 0.6 | 0.3 | 0.8 | 0.7 | - | - | 0.1 | 5.4 | 5.7 |
| 5. Grade 10 (Sophomore) | 1.7 | 1.6 | 1.8 | 2.3 | - | 1.6 | 2.3 | 1.8 | 0.8 | 1.6 | 2.3 | - | - | 2.1 | 8.9 | 24.0 |
| 6. Grade 11 (Junior) | 0.8 | 1.1 | 0.5 | 1.1 | - | 0.9 | 0.2 | 1.1 | 0.8 | 0.7 | 1.1 | - | - | 0.9 | 3.9 | 13.3 |
| 7. Grade 12 (Senior) | 1.3 | 1.4 | 1.1 | 1.1 | 0.4 | 1.0 | 0.7 | 1.0 | 2.6 | 1.5 | 0.3 | - | - | 2.6 | 7.2 | 4.8 |
| <i>Item 5680 Subject A01g</i> | <i>N 1673</i> | <i>726</i> | <i>892</i> | <i>1139</i> | <i>156</i> | <i>264</i> | <i>457</i> | <i>593</i> | <i>359</i> | <i>1308</i> | <i>323</i> | <i>830</i> | <i>401</i> | <i>169</i> | <i>217</i> | <i>22</i> |
| E10M: Try inhalants | | | | | | | | | | | | | | | | |
| 8. Never | 93.3 | 93.3 | 93.4 | 92.1 | 98.7 | 91.2 | 93.5 | 93.6 | 93.9 | 93.8 | 90.9 | 99.1 | 95.7 | 88.2 | 76.8 | 61.6 |
| 1. Grade 6 or below | 0.7 | 0.9 | 0.6 | 0.7 | - | 1.3 | 0.6 | 0.4 | 0.9 | 0.7 | 0.6 | 0.3 | 0.5 | 1.5 | 1.8 | - |
| 2. Grade 7 | 0.9 | 0.7 | 1.1 | 1.3 | 0.2 | 2.2 | 0.1 | 1.5 | 0.2 | 0.8 | 1.4 | * | 0.4 | 0.9 | 3.7 | 6.0 |
| 3. Grade 8 | 1.3 | 1.8 | 0.9 | 1.1 | - | 1.0 | 1.5 | 0.6 | 2.3 | 0.6 | 3.8 | 0.3 | 0.5 | 2.0 | 4.0 | 14.8 |
| 4. Grade 9 (Freshman) | 1.3 | 1.4 | 1.3 | 1.7 | 1.0 | 2.0 | 1.0 | 1.2 | 1.4 | 1.4 | 1.2 | 0.1 | 1.0 | 3.1 | 4.2 | 4.8 |
| 5. Grade 10 (Sophomore) | 0.9 | 0.5 | 1.2 | 1.2 | - | 1.2 | 1.3 | 0.8 | 0.2 | 1.0 | 0.5 | 0.2 | 1.4 | - | 2.3 | 12.8 |
| 6. Grade 11 (Junior) | 0.7 | 0.7 | 0.5 | 0.6 | - | 0.8 | 0.9 | 0.7 | 0.3 | 0.6 | 1.1 | - | 0.2 | 1.5 | 3.2 | - |
| 7. Grade 12 (Senior) | 1.0 | 0.8 | 1.0 | 1.3 | - | 0.3 | 1.2 | 1.2 | 0.8 | 1.1 | 0.4 | - | 0.2 | 2.8 | 3.9 | - |
| <i>Item 5685 Subject A01g</i> | <i>N 1678</i> | <i>727</i> | <i>896</i> | <i>1141</i> | <i>160</i> | <i>265</i> | <i>458</i> | <i>599</i> | <i>357</i> | <i>1306</i> | <i>328</i> | <i>813</i> | <i>371</i> | <i>188</i> | <i>253</i> | <i>19</i> |
| E10N: Smoke your first cigarette | | | | | | | | | | | | | | | | |
| 8. Never | 44.9 | 44.6 | 44.9 | 42.5 | 60.9 | 47.1 | 39.7 | 43.2 | 52.7 | 47.2 | 35.4 | 73.8 | 25.6 | 23.2 | 6.4 | 25.8 |
| 1. Grade 6 or below | 13.6 | 16.1 | 11.5 | 14.1 | 9.7 | 13.0 | 13.6 | 14.4 | 12.9 | 11.3 | 21.6 | 5.1 | 13.5 | 17.2 | 33.9 | 27.9 |
| 2. Grade 7 | 9.4 | 7.4 | 11.3 | 10.5 | 6.9 | 6.5 | 11.9 | 10.1 | 7.2 | 9.7 | 9.0 | 4.0 | 11.1 | 18.1 | 16.8 | 4.4 |
| 3. Grade 8 | 11.0 | 11.5 | 10.6 | 11.1 | 10.1 | 13.3 | 11.0 | 10.0 | 11.0 | 10.9 | 10.8 | 5.3 | 18.9 | 12.5 | 13.5 | 23.9 |
| 4. Grade 9 (Freshman) | 8.4 | 7.9 | 8.9 | 9.3 | 3.6 | 8.5 | 10.2 | 8.8 | 5.4 | 8.1 | 10.4 | 5.6 | 8.8 | 10.6 | 14.1 | 17.9 |
| 5. Grade 10 (Sophomore) | 5.7 | 7.2 | 4.4 | 5.7 | 3.0 | 5.4 | 7.4 | 4.9 | 4.9 | 5.5 | 6.6 | 2.7 | 10.0 | 5.9 | 8.7 | - |
| 6. Grade 11 (Junior) | 4.1 | 3.5 | 4.7 | 4.3 | 4.2 | 3.6 | 3.4 | 5.4 | 3.0 | 4.4 | 3.1 | 1.5 | 8.5 | 6.1 | 4.4 | - |
| 7. Grade 12 (Senior) | 2.9 | 1.9 | 3.6 | 2.5 | 1.5 | 2.6 | 2.8 | 3.1 | 2.9 | 2.9 | 3.1 | 2.2 | 3.7 | 6.3 | 2.1 | - |
| <i>Item 5575 Subject A01g</i> | <i>N 1664</i> | <i>724</i> | <i>890</i> | <i>1143</i> | <i>144</i> | <i>265</i> | <i>455</i> | <i>584</i> | <i>361</i> | <i>1306</i> | <i>313</i> | <i>777</i> | <i>357</i> | <i>189</i> | <i>287</i> | <i>20</i> |
| E10O: Try smokeless tobacco (snuff, plug, or chewing tobacco) | | | | | | | | | | | | | | | | |
| 8. Never | 82.2 | 71.1 | 91.6 | 77.4 | 94.0 | 83.8 | 78.8 | 82.4 | 84.9 | 84.3 | 74.4 | 91.7 | 79.0 | 79.9 | 65.5 | 52.7 |
| 1. Grade 6 or below | 3.1 | 5.8 | 0.8 | 4.1 | - | 2.8 | 1.4 | 4.6 | 2.9 | 2.5 | 5.1 | 1.6 | 2.0 | 0.6 | 10.2 | 4.6 |
| 2. Grade 7 | 1.3 | 2.1 | 0.6 | 1.4 | 0.9 | 2.2 | 0.8 | 1.4 | 1.1 | 0.9 | 2.2 | 0.8 | 2.1 | 0.9 | 2.0 | 3.0 |
| 3. Grade 8 | 2.6 | 4.8 | 0.7 | 3.0 | 1.4 | 2.1 | 3.9 | 2.2 | 2.1 | 2.0 | 5.0 | 1.4 | 2.9 | 4.8 | 3.0 | 12.3 |
| 4. Grade 9 (Freshman) | 3.4 | 6.3 | 1.0 | 4.5 | 0.6 | 2.7 | 4.8 | 2.6 | 3.4 | 3.7 | 2.8 | 1.5 | 3.9 | 4.5 | 7.4 | 3.9 |
| 5. Grade 10 (Sophomore) | 2.6 | 3.9 | 1.5 | 3.2 | 1.0 | 1.5 | 2.9 | 2.9 | 2.4 | 2.0 | 4.9 | 0.8 | 5.2 | 2.2 | 2.9 | 5.0 |
| 6. Grade 11 (Junior) | 3.2 | 4.1 | 2.5 | 4.5 | - | 3.2 | 4.8 | 2.6 | 2.0 | 3.0 | 4.3 | 1.6 | 3.0 | 6.1 | 4.4 | 18.5 |
| 7. Grade 12 (Senior) | 1.7 | 1.9 | 1.4 | 1.9 | 2.1 | 1.7 | 2.5 | 1.5 | 1.1 | 1.8 | 1.5 | 0.6 | 1.9 | 1.1 | 4.6 | - |
| <i>Item 5576 Subject A01g</i> | <i>N 1806</i> | <i>800</i> | <i>949</i> | <i>1231</i> | <i>164</i> | <i>283</i> | <i>493</i> | <i>639</i> | <i>391</i> | <i>1401</i> | <i>362</i> | <i>829</i> | <i>403</i> | <i>205</i> | <i>310</i> | <i>23</i> |
| E10P: Drink enough to feel drunk or very high | | | | | | | | | | | | | | | | |
| 8. Never | 42.7 | 41.4 | 43.4 | 39.0 | 69.6 | 39.6 | 43.1 | 42.6 | 44.9 | 43.0 | 39.8 | 70.7 | 20.7 | 22.5 | 8.7 | 8.8 |
| 1. Grade 6 or below | 1.6 | 1.9 | 1.3 | 1.8 | 0.3 | 1.5 | 1.3 | 1.3 | 2.6 | 1.3 | 2.0 | - | 1.4 | 1.8 | 5.8 | 6.4 |
| 2. Grade 7 | 4.7 | 6.2 | 3.4 | 4.9 | 1.9 | 5.7 | 3.5 | 5.3 | 4.4 | 3.7 | 8.9 | 0.5 | 4.6 | 4.7 | 14.7 | 27.1 |
| 3. Grade 8 | 7.0 | 8.4 | 5.8 | 8.2 | 2.7 | 8.2 | 9.4 | 5.1 | 6.1 | 6.5 | 8.3 | 2.5 | 8.6 | 9.5 | 16.0 | 6.4 |
| 4. Grade 9 (Freshman) | 14.0 | 14.3 | 13.9 | 16.0 | 6.3 | 16.4 | 16.6 | 12.6 | 11.2 | 14.0 | 14.6 | 4.0 | 21.8 | 16.0 | 29.1 | 31.8 |
| 5. Grade 10 (Sophomore) | 13.6 | 13.5 | 13.5 | 14.8 | 4.0 | 14.0 | 14.2 | 13.6 | 12.5 | 14.3 | 12.5 | 8.5 | 18.0 | 25.4 | 14.6 | 1.1 |
| 6. Grade 11 (Junior) | 10.8 | 10.1 | 12.0 | 10.8 | 12.8 | 9.8 | 7.3 | 14.1 | 10.8 | 11.7 | 7.6 | 8.2 | 17.4 | 13.0 | 8.5 | 18.3 |
| 7. Grade 12 (Senior) | 5.6 | 4.1 | 6.8 | 4.6 | 2.4 | 4.9 | 4.5 | 5.5 | 7.5 | 5.5 | 6.3 | 5.6 | 7.7 | 7.1 | 2.6 | - |
| <i>Item 5585 Subject A01g</i> | <i>N 1792</i> | <i>792</i> | <i>943</i> | <i>1230</i> | <i>158</i> | <i>281</i> | <i>491</i> | <i>637</i> | <i>382</i> | <i>1392</i> | <i>357</i> | <i>830</i> | <i>398</i> | <i>201</i> | <i>308</i> | <i>20</i> |
| E10Q: Try "crack" cocaine, specifically | | | | | | | | | | | | | | | | |
| 8. Never | 97.5 | 98.0 | 97.5 | 97.7 | 100.0 | 99.2 | 97.9 | 97.4 | 96.1 | 98.0 | 95.2 | 100.0 | 100.0 | 98.6 | 90.0 | 27.2 |
| 1. Grade 6 or below | 0.1 | 0.2 | - | 0.1 | - | 0.1 | 0.1 | - | 0.2 | * | 0.4 | - | - | - | 0.5 | 2.4 |
| 2. Grade 7 | 0.1 | - | 0.2 | 0.1 | - | - | - | 0.2 | 0.2 | - | 0.5 | - | - | - | 0.3 | 5.3 |
| 3. Grade 8 | 0.2 | 0.5 | - | 0.1 | - | - | - | - | 1.2 | 0.1 | 1.0 | - | - | 0.3 | 0.3 | 16.8 |
| 4. Grade 9 (Freshman) | 0.4 | 0.9 | 0.1 | 0.3 | - | 0.3 | 0.6 | - | 1.0 | 0.3 | 1.2 | - | - | 0.9 | 1.0 | 17.9 |
| 5. Grade 10 (Sophomore) | 0.4 | - | 0.5 | 0.4 | - | - | 0.5 | 0.4 | 0.4 | 0.2 | 0.8 | - | - | 0.2 | 1.2 | 13.7 |
| 6. Grade 11 (Junior) | 0.5 | 0.1 | 0.5 | 0.4 | - | 0.1 | 0.5 | 0.7 | 0.2 | 0.4 | 0.6 | - | - | - | 2.6 | 2.1 |
| 7. Grade 12 (Senior) | 0.8 | 0.3 | 1.2 | 1.0 | - | 0.3 | 0.4 | 1.4 | 0.6 | 1.0 | 0.2 | - | - | - | 4.0 | 14.5 |
| <i>Item 5661 Subject A01g</i> | <i>N 1768</i> | <i>783</i> | <i>930</i> | <i>1213</i> | <i>156</i> | <i>277</i> | <i>486</i> | <i>625</i> | <i>381</i> | <i>1373</i> | <i>352</i> | <i>829</i> | <i>399</i> | <i>199</i> | <i>288</i> | <i>17</i> |

*less than .05 percent.

| QUESTIONNAIRE FORM 4 2002 | TOTAL | SEX | | RACE | | REGION | | | | COLLEGE PLANS? | | ILLICIT DRUG USE: LIFETIME | | | | |
|---|---------------|------|------|-------|-------|--------|------|------|------|-------------------|------|----------------------------|------------------------|--------------|---------------|--------------------|
| | | M | F | White | Black | NE | NC | S | W | Yes | No | None | Mari- juana Only | Few Pills | More Pills | Any Her- oin |
| <i>N (Weighted No. of Cases):</i> | 2227 | 959 | 1101 | 1347 | 239 | 436 | 557 | 747 | 488 | 1646 | 408 | 1023 | 443 | 263 | 389 | 23 |
| <i>% of Weighted Total:</i> | 100.0 | 43.1 | 49.4 | 60.5 | 10.7 | 19.6 | 25.0 | 33.5 | 21.9 | 73.9 | 18.3 | 46.0 | 19.9 | 11.8 | 17.5 | 1.0 |
| A01: Taking all things together, how would you say things are these days—would you say you're very happy, pretty happy, or not too happy these days? | | | | | | | | | | | | | | | | |
| 3. Very happy | 22.3 | 23.4 | 21.6 | 25.3 | 17.2 | 19.8 | 23.2 | 22.8 | 22.9 | 24.4 | 16.8 | 27.6 | 16.5 | 20.6 | 18.0 | 13.5 |
| 2. Pretty happy | 64.6 | 66.3 | 63.9 | 65.5 | 64.1 | 65.9 | 65.4 | 64.4 | 63.0 | 64.1 | 67.8 | 62.3 | 71.3 | 63.7 | 67.6 | 68.3 |
| 1. Not too happy | 13.0 | 10.3 | 14.4 | 9.2 | 18.7 | 14.3 | 11.5 | 12.8 | 14.1 | 11.4 | 15.4 | 10.1 | 12.1 | 15.7 | 14.4 | 18.2 |
| <i>Item 1190 Subject P01, Q01</i> | <i>N</i> 2213 | 955 | 1099 | 1344 | 239 | 432 | 556 | 739 | 486 | 1641 | 406 | 1020 | 443 | 263 | 388 | 23 |
| A02: Looking ahead to the next five years, do you think that things in this country will get better or worse? | | | | | | | | | | | | | | | | |
| 1. Get much better | 5.3 | 7.6 | 3.0 | 4.9 | 4.7 | 4.6 | 4.5 | 4.8 | 7.5 | 5.5 | 3.2 | 6.1 | 4.7 | 5.1 | 3.8 | 10.9 |
| 2. Get somewhat better | 34.1 | 37.4 | 31.7 | 34.0 | 32.9 | 36.0 | 34.2 | 32.8 | 34.0 | 34.8 | 31.2 | 33.8 | 35.5 | 33.8 | 32.2 | 49.6 |
| 3. Stay about the same | 31.8 | 29.5 | 33.9 | 33.9 | 26.3 | 28.8 | 33.1 | 32.6 | 32.0 | 31.6 | 34.8 | 32.7 | 32.7 | 28.3 | 31.9 | 24.1 |
| 4. Get somewhat worse | 24.0 | 20.6 | 26.9 | 23.1 | 29.1 | 24.8 | 23.7 | 24.9 | 22.5 | 24.1 | 23.5 | 23.9 | 23.4 | 27.1 | 24.4 | 7.9 |
| 5. Get much worse | 4.8 | 4.9 | 4.5 | 4.1 | 7.0 | 5.8 | 4.5 | 4.8 | 4.1 | 4.0 | 7.3 | 3.5 | 3.8 | 5.6 | 7.7 | 7.5 |
| <i>Item 9940 Subject I01</i> | <i>N</i> 2208 | 956 | 1097 | 1343 | 238 | 430 | 554 | 739 | 485 | 1640 | 405 | 1018 | 441 | 262 | 389 | 23 |
| A03: Looking ahead to the next five years, do you think that things in the rest of the world will get better or worse? | | | | | | | | | | | | | | | | |
| 1. Get much better | 2.5 | 3.5 | 1.5 | 2.5 | 2.2 | 2.7 | 2.8 | 1.6 | 3.2 | 2.6 | 2.4 | 2.9 | 1.3 | 2.7 | 2.4 | 4.6 |
| 2. Get somewhat better | 20.5 | 21.3 | 19.7 | 19.1 | 22.2 | 20.6 | 23.3 | 17.9 | 21.2 | 21.3 | 17.2 | 19.5 | 25.4 | 17.7 | 18.2 | 20.5 |
| 3. Stay about the same | 29.5 | 29.9 | 29.8 | 30.8 | 26.8 | 28.4 | 31.1 | 30.5 | 27.0 | 28.9 | 32.6 | 30.6 | 27.5 | 26.5 | 31.9 | 29.7 |
| 4. Get somewhat worse | 36.9 | 33.3 | 39.7 | 37.5 | 38.4 | 37.4 | 35.2 | 37.9 | 36.9 | 37.3 | 35.4 | 38.9 | 38.1 | 37.0 | 31.6 | 39.0 |
| 5. Get much worse | 10.6 | 12.0 | 9.3 | 10.1 | 10.4 | 10.9 | 7.5 | 12.0 | 11.7 | 9.9 | 12.5 | 8.1 | 7.8 | 16.1 | 15.8 | 6.2 |
| <i>Item 9950 Subject I01</i> | <i>N</i> 2207 | 955 | 1096 | 1345 | 237 | 429 | 554 | 739 | 485 | 1639 | 406 | 1018 | 441 | 262 | 388 | 23 |
| A04: How do you think your own life will go in the next five years—do you think it will get better or worse? | | | | | | | | | | | | | | | | |
| 1. Get much better | 47.6 | 47.3 | 48.0 | 43.7 | 66.2 | 44.1 | 43.5 | 48.1 | 54.7 | 47.3 | 46.9 | 46.3 | 48.2 | 49.0 | 49.5 | 38.3 |
| 2. Get somewhat better | 42.8 | 43.3 | 43.1 | 46.8 | 28.1 | 46.3 | 44.2 | 44.6 | 35.3 | 44.8 | 38.9 | 44.0 | 44.2 | 39.2 | 42.7 | 51.6 |
| 3. Stay about the same | 6.8 | 5.7 | 7.6 | 7.5 | 4.3 | 7.4 | 8.7 | 5.0 | 6.8 | 6.1 | 9.8 | 7.5 | 6.0 | 9.2 | 4.0 | 2.6 |
| 4. Get somewhat worse | 1.7 | 2.1 | 1.0 | 1.4 | 0.7 | 1.2 | 2.9 | 1.2 | 1.5 | 1.1 | 2.6 | 1.4 | 0.9 | 1.0 | 2.9 | - |
| 5. Get much worse | 1.1 | 1.6 | 0.3 | 0.7 | 0.8 | 0.9 | 0.6 | 1.1 | 1.7 | 0.7 | 1.9 | 0.9 | 0.7 | 1.5 | 0.9 | 7.5 |
| <i>Item 9960 Subject I01</i> | <i>N</i> 2210 | 956 | 1098 | 1343 | 239 | 430 | 554 | 741 | 484 | 1638 | 407 | 1019 | 441 | 261 | 389 | 23 |
| A05: Some people think a lot about the social problems of the nation and the world, and about how they might be solved. Others spend little time thinking about these issues. How much do you think about such things? | | | | | | | | | | | | | | | | |
| 1. Never | 3.8 | 5.0 | 1.8 | 4.0 | 2.2 | 4.3 | 2.6 | 4.5 | 3.8 | 3.1 | 6.2 | 2.3 | 3.5 | 8.2 | 4.7 | 2.9 |
| 2. Seldom | 24.8 | 25.7 | 24.1 | 25.6 | 23.4 | 23.1 | 28.7 | 23.2 | 24.2 | 23.6 | 30.4 | 21.7 | 24.7 | 26.5 | 30.5 | 41.9 |
| 3. Sometimes | 49.4 | 46.0 | 52.9 | 47.8 | 55.6 | 47.5 | 48.7 | 49.2 | 52.5 | 49.9 | 47.2 | 51.6 | 54.6 | 42.5 | 44.5 | 33.7 |
| 4. Quite often | 18.5 | 19.3 | 18.2 | 19.2 | 14.9 | 21.7 | 16.4 | 19.0 | 17.5 | 19.4 | 13.5 | 19.5 | 15.5 | 21.1 | 16.7 | 21.6 |
| 5. A great deal | 3.4 | 4.0 | 3.0 | 3.3 | 3.9 | 3.5 | 3.7 | 4.2 | 2.1 | 3.9 | 2.7 | 5.0 | 1.6 | 1.7 | 3.6 | - |
| <i>Item 6880 Subject J, Q08</i> | <i>N</i> 2210 | 956 | 1097 | 1342 | 239 | 431 | 553 | 739 | 486 | 1640 | 405 | 1018 | 443 | 263 | 387 | 23 |
| A06: These questions are about pollution and the environment. Please mark the circle that shows how much you agree or disagree with each statement below. | | | | | | | | | | | | | | | | |
| A06A: In general, pollution has increased in the U.S. in the last ten years | | | | | | | | | | | | | | | | |
| 1. Disagree | 2.9 | 3.8 | 2.1 | 2.9 | 4.0 | 2.4 | 3.6 | 3.1 | 2.4 | 2.7 | 3.4 | 2.6 | 3.1 | 3.1 | 2.9 | 7.5 |
| 2. Mostly disagree | 5.8 | 8.0 | 3.9 | 6.7 | 5.6 | 6.0 | 8.8 | 4.4 | 4.2 | 6.1 | 3.7 | 6.0 | 6.6 | 3.8 | 4.5 | 18.7 |
| 3. Neither | 10.7 | 12.0 | 8.9 | 10.6 | 8.5 | 12.4 | 10.3 | 8.8 | 12.5 | 10.2 | 11.2 | 11.5 | 10.8 | 6.2 | 10.5 | 13.5 |
| 4. Mostly agree | 39.0 | 38.4 | 40.5 | 38.7 | 42.6 | 41.0 | 36.6 | 40.6 | 37.5 | 39.0 | 40.2 | 39.4 | 39.5 | 44.2 | 36.4 | 12.0 |
| 5. Agree | 41.6 | 37.7 | 44.7 | 41.1 | 39.2 | 38.1 | 40.6 | 43.2 | 43.4 | 42.0 | 41.5 | 40.5 | 40.1 | 42.7 | 45.7 | 48.4 |
| <i>Item 9970 Subject F04</i> | <i>N</i> 2205 | 953 | 1097 | 1339 | 237 | 430 | 555 | 735 | 485 | 1637 | 407 | 1021 | 441 | 262 | 382 | 23 |

| QUESTIONNAIRE FORM 4 2002 | TOTAL | SEX | | RACE | | REGION | | | | COLLEGE PLANS? | | ILLICIT DRUG USE: LIFETIME | | | | |
|--|---------------|------|------|-------|-------|--------|------|------|------|-------------------|------|----------------------------|------------------------|--------------|---------------|--------------------|
| | | M | F | White | Black | NE | NC | S | W | Yes | No | None | Mari- juana Only | Few Pills | More Pills | Any Her- oin |
| <i>N (Weighted No. of Cases):</i> | 2227 | 959 | 1101 | 1347 | 239 | 436 | 557 | 747 | 488 | 1646 | 408 | 1023 | 443 | 263 | 389 | 23 |
| <i>% of Weighted Total:</i> | 100.0 | 43.1 | 49.4 | 60.5 | 10.7 | 19.6 | 25.0 | 33.5 | 21.9 | 73.9 | 18.3 | 46.0 | 19.9 | 11.8 | 17.5 | 1.0 |
| A06B: The dangers of pollution are not really as great as government, the media, and environmental groups would like us to believe | | | | | | | | | | | | | | | | |
| 1. Disagree | 27.1 | 26.4 | 29.0 | 27.1 | 32.2 | 25.7 | 25.8 | 30.7 | 24.7 | 28.9 | 22.1 | 28.6 | 27.3 | 25.3 | 28.4 | 5.5 |
| 2. Mostly disagree | 26.3 | 26.9 | 26.9 | 30.7 | 15.5 | 26.7 | 27.9 | 25.4 | 25.3 | 28.0 | 20.9 | 26.0 | 24.3 | 22.3 | 30.9 | 54.3 |
| 3. Neither | 18.7 | 16.9 | 18.9 | 17.6 | 14.8 | 20.8 | 17.6 | 17.3 | 20.4 | 16.9 | 23.5 | 18.1 | 19.1 | 19.9 | 15.2 | 24.1 |
| 4. Mostly agree | 18.6 | 19.2 | 17.7 | 16.5 | 24.6 | 21.2 | 17.6 | 18.2 | 18.0 | 17.8 | 22.3 | 18.4 | 20.2 | 22.1 | 15.8 | 9.9 |
| 5. Agree | 9.3 | 10.7 | 7.4 | 8.1 | 12.9 | 5.6 | 11.1 | 8.5 | 11.5 | 8.4 | 11.2 | 8.8 | 9.1 | 10.4 | 9.7 | 6.2 |
| <i>Item 9980 Subject F04</i> | <i>N</i> 2189 | 949 | 1091 | 1336 | 232 | 427 | 553 | 729 | 481 | 1624 | 407 | 1010 | 440 | 259 | 384 | 23 |
| A06C: America needs growth to survive, and that is going to require some increase in pollution | | | | | | | | | | | | | | | | |
| 1. Disagree | 28.6 | 27.1 | 30.7 | 28.5 | 32.1 | 32.2 | 25.8 | 28.8 | 28.5 | 29.2 | 29.2 | 27.2 | 30.1 | 31.1 | 31.8 | 36.4 |
| 2. Mostly disagree | 22.0 | 23.1 | 21.6 | 23.1 | 16.6 | 23.0 | 24.4 | 19.9 | 21.4 | 21.6 | 24.1 | 24.3 | 20.7 | 20.9 | 19.7 | 26.6 |
| 3. Neither | 21.0 | 21.1 | 20.9 | 19.7 | 18.0 | 20.6 | 21.5 | 20.0 | 22.5 | 20.0 | 21.9 | 21.8 | 19.6 | 18.0 | 20.5 | 12.6 |
| 4. Mostly agree | 19.5 | 20.1 | 19.4 | 20.4 | 20.5 | 16.7 | 20.0 | 20.7 | 19.8 | 20.2 | 18.6 | 19.2 | 20.5 | 19.8 | 18.8 | 24.4 |
| 5. Agree | 8.8 | 8.6 | 7.4 | 8.2 | 12.8 | 7.6 | 8.3 | 10.5 | 7.7 | 8.9 | 6.1 | 7.5 | 9.1 | 10.2 | 9.2 | - |
| <i>Item 9990 Subject F04</i> | <i>N</i> 2184 | 947 | 1087 | 1333 | 232 | 424 | 553 | 731 | 477 | 1622 | 405 | 1014 | 434 | 256 | 384 | 23 |
| A06D: People will have to change their buying habits and way of life to correct our environmental problems | | | | | | | | | | | | | | | | |
| 1. Disagree | 7.7 | 9.2 | 5.3 | 7.4 | 11.1 | 8.2 | 5.4 | 8.9 | 8.2 | 7.7 | 7.4 | 7.6 | 9.5 | 4.2 | 7.4 | 4.0 |
| 2. Mostly disagree | 11.7 | 15.3 | 9.1 | 11.9 | 10.7 | 14.5 | 8.7 | 12.5 | 11.4 | 11.6 | 13.3 | 12.5 | 13.1 | 8.6 | 10.7 | 12.3 |
| 3. Neither | 16.1 | 16.1 | 15.5 | 14.8 | 17.8 | 18.0 | 17.5 | 13.1 | 17.4 | 14.9 | 19.4 | 14.9 | 18.1 | 19.7 | 13.5 | 10.2 |
| 4. Mostly agree | 36.7 | 33.5 | 40.2 | 39.3 | 29.7 | 35.1 | 41.3 | 36.1 | 33.6 | 37.3 | 34.8 | 35.7 | 33.7 | 44.7 | 37.0 | 54.6 |
| 5. Agree | 27.8 | 25.8 | 29.9 | 26.6 | 30.8 | 24.2 | 27.1 | 29.3 | 29.4 | 28.6 | 25.0 | 29.2 | 25.6 | 22.9 | 31.4 | 18.9 |
| <i>Item 10000 Subject F04</i> | <i>N</i> 2190 | 948 | 1092 | 1336 | 236 | 429 | 553 | 727 | 481 | 1627 | 407 | 1015 | 439 | 259 | 381 | 23 |
| A06E: Government should take action to solve our environmental problems even if it means that some of the products we now use would have to be changed or banned | | | | | | | | | | | | | | | | |
| 1. Disagree | 8.9 | 12.5 | 6.0 | 9.3 | 9.5 | 9.0 | 7.0 | 8.7 | 11.0 | 7.8 | 13.0 | 7.2 | 9.9 | 10.4 | 10.7 | 21.3 |
| 2. Mostly disagree | 10.1 | 11.8 | 8.2 | 10.0 | 9.2 | 11.9 | 8.4 | 10.9 | 9.5 | 9.7 | 11.1 | 9.5 | 10.5 | 8.3 | 10.5 | 8.1 |
| 3. Neither | 23.3 | 23.4 | 23.2 | 21.7 | 20.3 | 23.4 | 23.5 | 21.0 | 26.3 | 21.9 | 27.1 | 20.9 | 26.6 | 24.8 | 23.4 | 20.7 |
| 4. Mostly agree | 34.7 | 31.7 | 38.3 | 35.9 | 40.1 | 30.6 | 39.4 | 36.5 | 30.4 | 37.0 | 28.6 | 37.6 | 34.1 | 34.8 | 31.1 | 32.3 |
| 5. Agree | 23.0 | 20.6 | 24.3 | 23.0 | 20.8 | 25.2 | 21.7 | 22.9 | 22.7 | 23.6 | 20.2 | 24.8 | 18.9 | 21.7 | 24.3 | 17.6 |
| <i>Item 10010 Subject F04, H02</i> | <i>N</i> 2192 | 948 | 1094 | 1337 | 237 | 428 | 553 | 731 | 479 | 1627 | 407 | 1014 | 440 | 260 | 382 | 23 |
| A06F: Government should place higher taxes on products which cause pollution in their manufacture or disposal, so that companies will be encouraged to find better ways to produce them | | | | | | | | | | | | | | | | |
| 1. Disagree | 17.5 | 20.6 | 13.2 | 15.6 | 20.1 | 15.9 | 13.9 | 18.6 | 21.6 | 16.4 | 18.0 | 15.0 | 18.6 | 18.3 | 20.4 | 21.9 |
| 2. Mostly disagree | 13.9 | 14.4 | 14.2 | 13.6 | 16.9 | 13.1 | 13.8 | 15.0 | 13.1 | 13.3 | 18.8 | 12.6 | 14.2 | 15.5 | 15.8 | 35.6 |
| 3. Neither | 18.0 | 17.2 | 18.4 | 18.8 | 15.0 | 20.7 | 19.8 | 16.9 | 15.4 | 16.9 | 19.4 | 19.5 | 16.3 | 16.7 | 15.1 | 20.0 |
| 4. Mostly agree | 27.9 | 25.5 | 31.1 | 28.4 | 28.1 | 28.7 | 27.4 | 28.5 | 26.9 | 29.9 | 23.7 | 28.6 | 30.7 | 29.3 | 24.7 | 17.9 |
| 5. Agree | 22.6 | 22.2 | 23.1 | 23.6 | 19.9 | 21.6 | 25.0 | 21.0 | 23.0 | 23.6 | 20.1 | 24.3 | 20.3 | 20.2 | 24.0 | 4.7 |
| <i>Item 10020 Subject F04, H02</i> | <i>N</i> 2191 | 949 | 1093 | 1336 | 237 | 428 | 553 | 729 | 481 | 1625 | 408 | 1019 | 438 | 257 | 381 | 23 |
| A06G: I wish that government would ban throwaway bottles and beverage cans | | | | | | | | | | | | | | | | |
| 1. Disagree | 32.1 | 37.3 | 26.8 | 34.2 | 37.3 | 28.0 | 36.6 | 31.4 | 31.6 | 31.9 | 36.3 | 30.7 | 32.4 | 28.8 | 37.8 | 38.3 |
| 2. Mostly disagree | 18.4 | 19.1 | 18.6 | 19.6 | 15.6 | 19.4 | 18.5 | 18.5 | 17.2 | 19.5 | 14.4 | 19.8 | 16.4 | 18.1 | 17.3 | 28.4 |
| 3. Neither | 32.0 | 26.4 | 37.3 | 29.1 | 31.4 | 33.7 | 27.6 | 33.4 | 33.3 | 31.1 | 32.3 | 29.7 | 34.9 | 37.3 | 30.0 | 26.3 |
| 4. Mostly agree | 10.0 | 9.5 | 10.0 | 10.2 | 7.9 | 10.8 | 10.1 | 10.3 | 8.7 | 10.3 | 7.4 | 10.6 | 9.6 | 9.9 | 9.0 | 4.2 |
| 5. Agree | 7.6 | 7.8 | 7.3 | 6.9 | 7.8 | 8.0 | 7.3 | 6.5 | 9.1 | 7.2 | 9.6 | 9.2 | 6.8 | 5.9 | 5.9 | 2.9 |
| <i>Item 10030 Subject F04, H02</i> | <i>N</i> 2168 | 933 | 1091 | 1317 | 232 | 423 | 542 | 723 | 479 | 1611 | 405 | 1000 | 438 | 260 | 376 | 23 |

DESCRIPTIVE RESULTS: 2002

165

| QUESTIONNAIRE FORM 4 2002 | TOTAL | SEX | | RACE | | REGION | | | | COLLEGE PLANS? | | ILLICIT DRUG USE: LIFETIME | | | | |
|---|---------------|-------------|--------------|--------------|-------------|-------------|-------------|-------------|-------------|-------------------|-------------|----------------------------|------------------------|--------------|---------------|--------------------|
| | | M | F | White | Black | NE | NC | S | W | Yes | No | None | Mari- juana Only | Few Pills | More Pills | Any Her- oin |
| <i>N (Weighted No. of Cases):</i> <i>% of Weighted Total:</i> | 2227 100.0 | 959 43.1 | 1101 49.4 | 1347 60.5 | 239 10.7 | 436 19.6 | 557 25.0 | 747 33.5 | 488 21.9 | 1646 73.9 | 408 18.3 | 1023 46.0 | 443 19.9 | 263 11.8 | 389 17.5 | 23 1.0 |
| A06H: T.V. commercials stimulate people to buy a lot of things they don't really need | | | | | | | | | | | | | | | | |
| 1. Disagree | 5.8 | 7.1 | 4.2 | 4.6 | 9.1 | 5.0 | 3.6 | 6.5 | 7.9 | 5.3 | 4.4 | 5.6 | 6.5 | 4.1 | 4.5 | 21.1 |
| 2. Mostly disagree | 7.3 | 8.9 | 6.4 | 8.4 | 5.0 | 7.7 | 6.3 | 7.1 | 8.1 | 7.4 | 7.7 | 7.5 | 7.6 | 6.7 | 5.1 | 35.9 |
| 3. Neither | 12.5 | 14.6 | 8.9 | 12.3 | 9.1 | 14.4 | 16.5 | 9.4 | 11.0 | 11.1 | 13.0 | 12.2 | 10.7 | 9.1 | 14.2 | 20.2 |
| 4. Mostly agree | 29.5 | 30.6 | 29.3 | 30.0 | 33.4 | 26.8 | 32.0 | 30.7 | 27.0 | 30.7 | 28.5 | 29.4 | 32.9 | 33.1 | 27.4 | 6.2 |
| 5. Agree | 45.0 | 38.8 | 51.2 | 44.7 | 43.4 | 46.1 | 41.5 | 46.2 | 45.9 | 45.5 | 46.4 | 45.3 | 42.3 | 46.9 | 48.8 | 16.5 |
| <i>Item 10040 Subject F02</i> | <i>N 2191</i> | <i>949</i> | <i>1095</i> | <i>1333</i> | <i>236</i> | <i>424</i> | <i>552</i> | <i>732</i> | <i>484</i> | <i>1627</i> | <i>407</i> | <i>1017</i> | <i>437</i> | <i>260</i> | <i>382</i> | <i>23</i> |
| A06I: T.V. commercials do a lot of good by showing new products that we might not know about otherwise | | | | | | | | | | | | | | | | |
| 1. Disagree | 5.4 | 7.1 | 4.0 | 5.1 | 4.4 | 3.6 | 3.5 | 6.9 | 6.7 | 4.9 | 6.5 | 5.4 | 5.5 | 3.6 | 6.1 | 6.8 |
| 2. Mostly disagree | 9.9 | 10.3 | 9.8 | 10.3 | 6.1 | 11.9 | 9.0 | 7.5 | 12.8 | 9.8 | 10.5 | 9.6 | 9.4 | 11.8 | 9.5 | 19.2 |
| 3. Neither | 21.1 | 20.3 | 21.3 | 21.8 | 11.6 | 22.9 | 24.3 | 15.3 | 24.4 | 20.9 | 19.5 | 21.7 | 21.4 | 19.2 | 20.8 | 13.8 |
| 4. Mostly agree | 37.6 | 35.8 | 40.5 | 37.9 | 38.7 | 37.6 | 40.2 | 36.9 | 35.6 | 38.1 | 37.7 | 39.2 | 37.1 | 41.1 | 34.0 | 43.1 |
| 5. Agree | 26.1 | 26.5 | 24.4 | 24.9 | 39.2 | 24.0 | 23.0 | 33.3 | 20.4 | 26.3 | 25.9 | 24.1 | 26.5 | 24.2 | 29.5 | 17.1 |
| <i>Item 10050 Subject F02</i> | <i>N 2189</i> | <i>950</i> | <i>1090</i> | <i>1334</i> | <i>234</i> | <i>429</i> | <i>554</i> | <i>726</i> | <i>481</i> | <i>1626</i> | <i>406</i> | <i>1015</i> | <i>440</i> | <i>257</i> | <i>381</i> | <i>23</i> |
| A06J: My family and I often buy things we don't really need; we could get along with much less | | | | | | | | | | | | | | | | |
| 1. Disagree | 12.0 | 12.5 | 11.2 | 9.9 | 19.9 | 14.9 | 8.6 | 11.9 | 13.4 | 10.6 | 15.0 | 12.3 | 12.7 | 8.5 | 11.9 | 21.2 |
| 2. Mostly disagree | 15.8 | 16.6 | 15.5 | 13.9 | 19.3 | 19.3 | 14.9 | 13.1 | 17.8 | 16.6 | 10.2 | 17.0 | 17.5 | 16.0 | 10.5 | 20.1 |
| 3. Neither | 17.6 | 20.0 | 14.6 | 17.2 | 12.3 | 17.9 | 20.9 | 14.6 | 18.1 | 16.4 | 21.0 | 18.1 | 14.7 | 17.7 | 17.4 | 12.6 |
| 4. Mostly agree | 30.0 | 29.7 | 31.0 | 33.0 | 24.1 | 26.6 | 27.2 | 34.1 | 30.1 | 30.5 | 29.4 | 29.2 | 30.9 | 30.5 | 32.2 | 32.1 |
| 5. Agree | 24.6 | 21.2 | 27.7 | 26.0 | 24.5 | 21.3 | 28.5 | 26.3 | 20.6 | 25.8 | 24.5 | 23.4 | 24.2 | 27.3 | 28.0 | 14.1 |
| <i>Item 10060 Subject F01</i> | <i>N 2187</i> | <i>948</i> | <i>1093</i> | <i>1329</i> | <i>238</i> | <i>425</i> | <i>553</i> | <i>725</i> | <i>483</i> | <i>1626</i> | <i>407</i> | <i>1013</i> | <i>439</i> | <i>260</i> | <i>382</i> | <i>23</i> |
| A06K: Within the next 25 years, engineers and scientists will probably have invented devices that will solve our pollution problems | | | | | | | | | | | | | | | | |
| 1. Disagree | 6.8 | 9.1 | 4.7 | 6.6 | 6.0 | 6.4 | 6.7 | 6.2 | 8.1 | 7.2 | 6.8 | 7.5 | 5.2 | 6.3 | 7.9 | 7.5 |
| 2. Mostly disagree | 15.4 | 16.7 | 15.4 | 17.1 | 12.8 | 15.7 | 15.6 | 13.6 | 17.9 | 15.8 | 15.9 | 15.6 | 14.1 | 14.9 | 17.1 | 27.0 |
| 3. Neither | 24.0 | 21.1 | 25.8 | 25.1 | 18.0 | 23.3 | 26.5 | 21.6 | 25.3 | 23.2 | 25.8 | 23.6 | 24.2 | 22.8 | 24.8 | 20.9 |
| 4. Mostly agree | 36.9 | 37.3 | 36.8 | 38.3 | 34.8 | 38.2 | 34.4 | 41.3 | 32.0 | 37.5 | 35.2 | 37.7 | 39.7 | 39.4 | 32.5 | 38.1 |
| 5. Agree | 16.9 | 15.9 | 17.3 | 12.8 | 28.4 | 16.4 | 16.9 | 17.3 | 16.7 | 16.4 | 16.3 | 15.6 | 16.8 | 16.6 | 17.8 | 6.5 |
| <i>Item 10070 Subject F04</i> | <i>N 2201</i> | <i>954</i> | <i>1098</i> | <i>1339</i> | <i>237</i> | <i>428</i> | <i>555</i> | <i>733</i> | <i>485</i> | <i>1636</i> | <i>408</i> | <i>1021</i> | <i>440</i> | <i>260</i> | <i>383</i> | <i>23</i> |
| A07: In your own actions—the things you buy and the things you do—how much of an effort do you make to conserve energy and protect the environment? | | | | | | | | | | | | | | | | |
| 1. None | 14.4 | 16.6 | 12.2 | 14.5 | 22.0 | 18.0 | 13.3 | 15.2 | 11.2 | 14.4 | 15.6 | 10.4 | 18.6 | 15.1 | 20.1 | 25.3 |
| 2. A little | 35.1 | 35.8 | 34.9 | 38.9 | 30.6 | 35.0 | 38.8 | 35.7 | 30.2 | 35.0 | 38.1 | 35.2 | 37.1 | 34.3 | 35.2 | 22.8 |
| 3. Some | 42.8 | 40.4 | 44.5 | 39.9 | 37.2 | 39.1 | 43.1 | 41.4 | 48.1 | 43.4 | 37.5 | 46.4 | 38.3 | 38.8 | 37.8 | 51.8 |
| 4. Quite a bit | 7.6 | 7.1 | 8.4 | 6.7 | 10.2 | 7.9 | 4.8 | 7.7 | 10.5 | 7.3 | 8.8 | 8.0 | 5.9 | 11.8 | 6.9 | - |
| <i>Item 10080 Subject F04</i> | <i>N 2127</i> | <i>906</i> | <i>1079</i> | <i>1304</i> | <i>224</i> | <i>412</i> | <i>543</i> | <i>706</i> | <i>466</i> | <i>1585</i> | <i>395</i> | <i>989</i> | <i>423</i> | <i>253</i> | <i>370</i> | <i>21</i> |
| The next questions are about work. | | | | | | | | | | | | | | | | |
| A08: Different people may look for different things in their work. Below is a list of some of these things. Please read each one, then indicate how important this thing is for you. | | | | | | | | | | | | | | | | |
| A08A: A job where you can see the results of what you do | | | | | | | | | | | | | | | | |
| 1. Not important | 2.3 | 2.7 | 1.8 | 2.0 | 0.8 | 2.2 | 1.5 | 2.5 | 3.1 | 1.8 | 3.9 | 1.3 | 2.0 | 2.7 | 4.3 | 2.9 |
| 2. A little important | 9.5 | 10.8 | 8.3 | 10.1 | 10.8 | 8.1 | 12.7 | 8.8 | 8.2 | 8.7 | 12.8 | 9.3 | 10.1 | 8.7 | 8.0 | 30.4 |
| 3. Pretty important | 42.8 | 45.3 | 41.5 | 45.2 | 31.2 | 40.1 | 46.4 | 40.0 | 45.4 | 45.0 | 37.7 | 42.0 | 44.1 | 45.6 | 46.2 | 53.0 |
| 4. Very important | 45.3 | 41.1 | 48.5 | 42.8 | 57.2 | 49.6 | 39.4 | 48.7 | 43.3 | 44.5 | 45.6 | 47.4 | 43.7 | 43.0 | 41.5 | 13.7 |
| <i>Item 10090 Subject C04</i> | <i>N 2200</i> | <i>955</i> | <i>1095</i> | <i>1339</i> | <i>238</i> | <i>428</i> | <i>554</i> | <i>736</i> | <i>482</i> | <i>1640</i> | <i>405</i> | <i>1020</i> | <i>439</i> | <i>262</i> | <i>388</i> | <i>23</i> |

MONITORING THE FUTURE

| QUESTIONNAIRE FORM 4 2002 | TOTAL | SEX | | RACE | | REGION | | | | COLLEGE PLANS? | | ILLICIT DRUG USE: LIFETIME | | | | |
|---|---------------|------|------|-------|-------|--------|------|------|------|-------------------|------|----------------------------|------------------------|--------------|---------------|--------------------|
| | | M | F | White | Black | NE | NC | S | W | Yes | No | None | Mari- juana Only | Few Pills | More Pills | Any Her- oin |
| <i>N (Weighted No. of Cases):</i> | 2227 | 959 | 1101 | 1347 | 239 | 436 | 557 | 747 | 488 | 1646 | 408 | 1023 | 443 | 263 | 389 | 23 |
| <i>% of Weighted Total:</i> | 100.0 | 43.1 | 49.4 | 60.5 | 10.7 | 19.6 | 25.0 | 33.5 | 21.9 | 73.9 | 18.3 | 46.0 | 19.9 | 11.8 | 17.5 | 1.0 |
| A08B: A job that has high status and prestige | | | | | | | | | | | | | | | | |
| 1. Not important | 8.6 | 8.0 | 8.9 | 10.8 | 7.8 | 9.8 | 10.8 | 7.2 | 7.2 | 7.4 | 13.7 | 9.5 | 6.9 | 8.1 | 8.7 | 17.3 |
| 2. A little important | 22.8 | 18.3 | 28.1 | 24.3 | 17.9 | 18.4 | 25.4 | 23.1 | 23.3 | 24.3 | 20.6 | 24.9 | 20.3 | 23.1 | 22.8 | 13.5 |
| 3. Pretty important | 40.6 | 41.9 | 38.9 | 41.1 | 34.9 | 40.4 | 41.1 | 39.1 | 42.4 | 40.6 | 39.5 | 39.5 | 43.9 | 42.1 | 37.4 | 60.5 |
| 4. Very important | 28.0 | 31.8 | 24.1 | 23.8 | 39.4 | 31.4 | 22.7 | 30.6 | 27.1 | 27.7 | 26.2 | 26.1 | 28.9 | 26.7 | 31.2 | 8.6 |
| <i>Item 10100 Subject C04</i> | <i>N</i> 2193 | 953 | 1092 | 1335 | 238 | 427 | 551 | 734 | 481 | 1638 | 402 | 1017 | 439 | 262 | 386 | 23 |
| A08C: A job which is interesting to do | | | | | | | | | | | | | | | | |
| 1. Not important | 0.7 | 0.8 | 0.3 | 0.5 | 1.3 | 1.1 | 0.3 | 0.7 | 0.6 | 0.4 | 1.3 | 0.2 | 0.3 | - | 2.2 | 7.8 |
| 2. A little important | 3.0 | 3.8 | 2.1 | 2.0 | 3.7 | 2.9 | 1.6 | 3.5 | 4.0 | 2.0 | 6.2 | 2.5 | 1.8 | 5.2 | 3.5 | 6.8 |
| 3. Pretty important | 15.3 | 16.2 | 13.5 | 15.8 | 15.7 | 19.5 | 16.1 | 13.4 | 13.4 | 15.1 | 15.7 | 15.5 | 17.0 | 11.7 | 14.3 | 25.6 |
| 4. Very important | 81.0 | 79.2 | 84.1 | 81.7 | 79.3 | 76.5 | 82.0 | 82.3 | 81.9 | 82.5 | 76.8 | 81.7 | 80.9 | 83.1 | 79.9 | 59.9 |
| <i>Item 10110 Subject C04</i> | <i>N</i> 2186 | 952 | 1086 | 1334 | 239 | 425 | 549 | 733 | 479 | 1634 | 402 | 1016 | 438 | 259 | 384 | 22 |
| A08D: A job where the chances for advancement and promotion are good | | | | | | | | | | | | | | | | |
| 1. Not important | 2.0 | 2.4 | 1.6 | 1.6 | 3.9 | 1.4 | 1.6 | 2.7 | 2.0 | 1.6 | 2.8 | 2.0 | 1.2 | 2.3 | 2.0 | 2.9 |
| 2. A little important | 8.0 | 6.7 | 9.1 | 9.4 | 4.9 | 8.8 | 10.4 | 6.1 | 7.7 | 8.0 | 9.1 | 10.3 | 6.1 | 6.5 | 5.2 | 10.7 |
| 3. Pretty important | 32.2 | 31.4 | 33.3 | 34.4 | 19.1 | 33.5 | 33.8 | 29.1 | 33.8 | 33.5 | 30.5 | 31.5 | 32.5 | 33.8 | 32.4 | 61.9 |
| 4. Very important | 57.8 | 59.6 | 56.0 | 54.6 | 72.2 | 56.3 | 54.2 | 62.1 | 56.5 | 56.8 | 57.7 | 56.2 | 60.3 | 57.4 | 60.3 | 24.6 |
| <i>Item 10120 Subject C04</i> | <i>N</i> 2191 | 949 | 1094 | 1337 | 239 | 426 | 554 | 731 | 480 | 1640 | 405 | 1019 | 436 | 261 | 387 | 23 |
| A08E: A job that gives you an opportunity to be directly helpful to others | | | | | | | | | | | | | | | | |
| 1. Not important | 4.0 | 6.1 | 1.5 | 5.1 | 2.0 | 7.2 | 2.9 | 4.2 | 2.1 | 2.8 | 8.0 | 2.1 | 3.5 | 6.2 | 7.6 | 16.5 |
| 2. A little important | 17.6 | 25.4 | 10.9 | 19.5 | 8.1 | 18.0 | 20.2 | 14.5 | 19.0 | 17.3 | 20.7 | 14.9 | 17.2 | 19.3 | 22.8 | 41.2 |
| 3. Pretty important | 35.7 | 36.7 | 33.8 | 34.2 | 38.9 | 35.6 | 33.3 | 38.0 | 35.0 | 34.6 | 38.7 | 34.6 | 39.8 | 39.6 | 33.2 | 20.2 |
| 4. Very important | 42.7 | 31.8 | 53.8 | 41.2 | 50.9 | 39.3 | 43.7 | 43.3 | 43.9 | 45.3 | 32.6 | 48.4 | 39.5 | 34.9 | 36.4 | 22.1 |
| <i>Item 10130 Subject C04, O01</i> | <i>N</i> 2194 | 951 | 1094 | 1336 | 237 | 425 | 554 | 734 | 482 | 1639 | 404 | 1019 | 437 | 262 | 386 | 23 |
| A08F: A job which provides you with a chance to earn a good deal of money | | | | | | | | | | | | | | | | |
| 1. Not important | 2.1 | 1.5 | 2.6 | 2.3 | 2.4 | 1.3 | 2.6 | 2.1 | 2.0 | 2.1 | 1.7 | 2.6 | 1.0 | 1.8 | 1.8 | 2.9 |
| 2. A little important | 9.6 | 8.4 | 11.2 | 11.3 | 4.0 | 9.4 | 10.4 | 10.1 | 8.1 | 10.3 | 7.4 | 13.3 | 6.5 | 7.8 | 6.0 | 6.5 |
| 3. Pretty important | 30.2 | 29.2 | 32.1 | 34.3 | 19.5 | 28.0 | 32.0 | 29.6 | 30.9 | 31.4 | 29.9 | 32.9 | 30.9 | 30.7 | 24.6 | 28.6 |
| 4. Very important | 58.1 | 60.9 | 54.1 | 52.1 | 74.0 | 61.3 | 54.9 | 58.2 | 59.1 | 56.2 | 61.0 | 51.2 | 61.6 | 59.7 | 67.7 | 62.0 |
| <i>Item 10140 Subject C04, F01</i> | <i>N</i> 2191 | 948 | 1093 | 1338 | 236 | 427 | 553 | 732 | 479 | 1636 | 403 | 1016 | 438 | 262 | 384 | 23 |
| A08G: A job where you have the chance to be creative | | | | | | | | | | | | | | | | |
| 1. Not important | 4.7 | 6.3 | 3.1 | 4.7 | 3.3 | 6.3 | 4.5 | 4.5 | 3.8 | 4.0 | 5.9 | 3.9 | 4.2 | 5.8 | 5.1 | 6.9 |
| 2. A little important | 21.7 | 23.3 | 21.0 | 24.4 | 16.8 | 22.0 | 23.0 | 22.4 | 19.0 | 21.9 | 22.5 | 21.4 | 22.4 | 23.5 | 20.7 | 36.3 |
| 3. Pretty important | 34.1 | 34.3 | 33.3 | 34.0 | 37.3 | 30.4 | 34.2 | 33.7 | 37.9 | 33.9 | 35.8 | 32.4 | 36.2 | 35.6 | 35.2 | 25.2 |
| 4. Very important | 39.5 | 36.2 | 42.6 | 36.9 | 42.6 | 41.3 | 38.2 | 39.5 | 39.3 | 40.3 | 35.7 | 42.3 | 37.2 | 35.1 | 39.0 | 31.6 |
| <i>Item 10150 Subject C04</i> | <i>N</i> 2195 | 953 | 1093 | 1337 | 239 | 426 | 554 | 734 | 481 | 1639 | 405 | 1020 | 437 | 261 | 386 | 23 |
| A08H: A job where the skills you learn will not go out of date | | | | | | | | | | | | | | | | |
| 1. Not important | 5.0 | 5.3 | 4.7 | 4.8 | 7.0 | 5.2 | 4.4 | 4.7 | 5.9 | 4.9 | 4.8 | 5.7 | 4.2 | 5.2 | 3.6 | 2.9 |
| 2. A little important | 15.5 | 16.9 | 15.2 | 17.2 | 9.4 | 21.3 | 13.7 | 14.3 | 14.4 | 16.5 | 12.6 | 17.1 | 12.9 | 14.7 | 15.9 | 17.6 |
| 3. Pretty important | 31.7 | 32.8 | 30.5 | 34.4 | 24.2 | 28.2 | 41.7 | 27.8 | 29.4 | 32.2 | 32.5 | 30.8 | 34.2 | 32.3 | 30.4 | 39.9 |
| 4. Very important | 47.7 | 45.0 | 49.6 | 43.6 | 59.5 | 45.3 | 40.2 | 53.2 | 50.3 | 46.5 | 50.1 | 46.4 | 48.8 | 47.9 | 50.1 | 39.6 |
| <i>Item 10160 Subject C04</i> | <i>N</i> 2190 | 953 | 1088 | 1333 | 237 | 426 | 551 | 733 | 480 | 1635 | 405 | 1014 | 437 | 261 | 387 | 23 |
| A08I: A job that gives you a chance to make friends | | | | | | | | | | | | | | | | |
| 1. Not important | 4.4 | 5.0 | 3.6 | 2.9 | 9.7 | 6.7 | 2.3 | 5.2 | 3.7 | 4.4 | 4.0 | 3.4 | 5.0 | 3.1 | 6.1 | 9.3 |
| 2. A little important | 18.4 | 18.3 | 18.2 | 17.4 | 22.4 | 20.0 | 17.7 | 19.1 | 16.7 | 17.4 | 22.9 | 17.8 | 17.6 | 23.9 | 16.3 | 37.3 |
| 3. Pretty important | 36.3 | 38.5 | 34.9 | 38.5 | 28.7 | 36.4 | 36.0 | 34.9 | 38.8 | 36.7 | 34.3 | 37.6 | 36.8 | 34.9 | 36.6 | 23.6 |
| 4. Very important | 40.8 | 38.2 | 43.4 | 41.2 | 39.1 | 36.9 | 43.9 | 40.8 | 40.8 | 41.5 | 38.8 | 41.2 | 40.6 | 38.1 | 41.0 | 29.8 |
| <i>Item 10170 Subject C04, M04</i> | <i>N</i> 2192 | 948 | 1094 | 1333 | 239 | 425 | 553 | 734 | 480 | 1637 | 404 | 1016 | 438 | 261 | 387 | 23 |

DESCRIPTIVE RESULTS: 2002

167

| QUESTIONNAIRE FORM 4 2002 | TOTAL | SEX | | RACE | | REGION | | | | COLLEGE PLANS? | | ILLICIT DRUG USE: LIFETIME | | | | |
|--|---------------|-------------|--------------|--------------|-------------|-------------|-------------|-------------|-------------|-------------------|-------------|----------------------------|------------------------|--------------|---------------|--------------------|
| | | M | F | White | Black | NE | NC | S | W | Yes | No | None | Mari- juana Only | Few Pills | More Pills | Any Her- oin |
| <i>N (Weighted No. of Cases):</i> <i>% of Weighted Total:</i> | 2227 100.0 | 959 43.1 | 1101 49.4 | 1347 60.5 | 239 10.7 | 436 19.6 | 557 25.0 | 747 33.5 | 488 21.9 | 1646 73.9 | 408 18.3 | 1023 46.0 | 443 19.9 | 263 11.8 | 389 17.5 | 23 1.0 |
| A08J: A job which uses your skills and abilities—lets you do the things you can do best | | | | | | | | | | | | | | | | |
| 1. Not important | 1.4 | 2.4 | 0.4 | 1.2 | 1.0 | 2.2 | 0.4 | 0.8 | 3.0 | 1.2 | 2.2 | 1.3 | 0.9 | 0.7 | 2.5 | 2.9 |
| 2. A little important | 4.9 | 5.9 | 3.9 | 4.6 | 6.4 | 7.0 | 5.0 | 3.7 | 4.6 | 4.9 | 4.0 | 3.7 | 6.2 | 3.8 | 6.0 | 21.6 |
| 3. Pretty important | 29.3 | 31.8 | 26.5 | 29.4 | 26.1 | 31.4 | 30.1 | 29.3 | 26.5 | 29.2 | 30.3 | 29.1 | 30.1 | 31.8 | 27.6 | 38.3 |
| 4. Very important | 64.4 | 59.8 | 69.2 | 64.8 | 66.5 | 59.4 | 64.4 | 66.3 | 66.0 | 64.7 | 63.6 | 65.9 | 62.9 | 63.7 | 64.0 | 37.2 |
| <i>Item 10180 Subject C04</i> | <i>N 2193</i> | <i>951</i> | <i>1093</i> | <i>1335</i> | <i>237</i> | <i>427</i> | <i>553</i> | <i>732</i> | <i>482</i> | <i>1637</i> | <i>404</i> | <i>1019</i> | <i>437</i> | <i>261</i> | <i>386</i> | <i>23</i> |
| A08K: A job that is worthwhile to society | | | | | | | | | | | | | | | | |
| 1. Not important | 5.2 | 6.8 | 3.2 | 5.4 | 5.3 | 9.0 | 3.6 | 4.8 | 4.3 | 5.0 | 6.2 | 3.6 | 4.9 | 5.6 | 8.2 | 13.9 |
| 2. A little important | 18.2 | 23.2 | 13.7 | 19.0 | 11.3 | 19.9 | 19.9 | 16.1 | 18.0 | 17.0 | 23.5 | 16.7 | 16.8 | 20.1 | 20.9 | 48.3 |
| 3. Pretty important | 37.5 | 39.1 | 36.1 | 37.0 | 40.2 | 35.3 | 38.0 | 38.9 | 36.7 | 36.3 | 42.6 | 37.1 | 42.3 | 38.9 | 33.3 | 24.1 |
| 4. Very important | 39.1 | 30.9 | 47.0 | 38.5 | 43.2 | 35.9 | 38.4 | 40.2 | 41.0 | 41.6 | 27.7 | 42.6 | 36.0 | 35.3 | 37.6 | 13.7 |
| <i>Item 10190 Subject C04, O01</i> | <i>N 2182</i> | <i>945</i> | <i>1088</i> | <i>1330</i> | <i>238</i> | <i>423</i> | <i>550</i> | <i>731</i> | <i>479</i> | <i>1631</i> | <i>402</i> | <i>1014</i> | <i>435</i> | <i>261</i> | <i>382</i> | <i>23</i> |
| A08L: A job where you have more than two weeks vacation | | | | | | | | | | | | | | | | |
| 1. Not important | 11.2 | 9.5 | 12.7 | 12.1 | 12.5 | 12.2 | 10.9 | 12.3 | 8.9 | 10.9 | 13.7 | 10.7 | 10.5 | 9.5 | 14.2 | - |
| 2. A little important | 28.4 | 25.5 | 32.2 | 31.4 | 21.3 | 26.9 | 34.6 | 28.7 | 22.2 | 29.9 | 24.9 | 30.1 | 30.4 | 27.3 | 24.3 | 36.4 |
| 3. Pretty important | 27.5 | 27.0 | 27.3 | 27.3 | 28.0 | 28.6 | 23.5 | 28.9 | 29.1 | 27.8 | 27.6 | 29.0 | 25.9 | 28.0 | 25.0 | 35.7 |
| 4. Very important | 32.9 | 38.0 | 27.8 | 29.2 | 38.1 | 32.2 | 30.9 | 30.2 | 39.9 | 31.4 | 33.8 | 30.2 | 33.2 | 35.1 | 36.4 | 27.9 |
| <i>Item 10200 Subject C04</i> | <i>N 2192</i> | <i>951</i> | <i>1094</i> | <i>1337</i> | <i>236</i> | <i>426</i> | <i>554</i> | <i>730</i> | <i>482</i> | <i>1636</i> | <i>405</i> | <i>1018</i> | <i>438</i> | <i>260</i> | <i>385</i> | <i>23</i> |
| A08M: A job where you get a chance to participate in decision making | | | | | | | | | | | | | | | | |
| 1. Not important | 4.3 | 4.2 | 3.7 | 4.6 | 3.5 | 3.8 | 4.1 | 4.6 | 4.4 | 3.7 | 6.4 | 3.6 | 2.8 | 5.7 | 5.1 | 20.1 |
| 2. A little important | 19.9 | 21.7 | 19.2 | 22.6 | 16.7 | 19.5 | 22.6 | 19.5 | 17.7 | 18.7 | 27.1 | 19.8 | 19.2 | 18.3 | 22.6 | 32.8 |
| 3. Pretty important | 43.6 | 44.0 | 43.2 | 45.4 | 35.7 | 44.4 | 45.1 | 42.4 | 42.9 | 45.3 | 38.1 | 45.3 | 41.8 | 45.9 | 41.8 | 36.7 |
| 4. Very important | 32.2 | 30.1 | 33.8 | 27.5 | 44.0 | 32.3 | 28.2 | 33.4 | 35.0 | 32.3 | 28.4 | 31.2 | 36.1 | 30.1 | 30.5 | 10.4 |
| <i>Item 10210 Subject C04</i> | <i>N 2191</i> | <i>952</i> | <i>1091</i> | <i>1334</i> | <i>237</i> | <i>426</i> | <i>551</i> | <i>732</i> | <i>482</i> | <i>1636</i> | <i>404</i> | <i>1017</i> | <i>438</i> | <i>261</i> | <i>387</i> | <i>23</i> |
| A08N: A job which leaves a lot of time for other things in your life | | | | | | | | | | | | | | | | |
| 1. Not important | 1.8 | 1.8 | 1.9 | 1.4 | 3.0 | 2.2 | 1.5 | 2.6 | 0.7 | 1.6 | 2.5 | 1.2 | 1.3 | 1.1 | 4.0 | 4.1 |
| 2. A little important | 12.3 | 10.4 | 14.7 | 14.0 | 8.2 | 13.0 | 12.2 | 14.3 | 8.9 | 13.1 | 11.5 | 15.2 | 9.1 | 11.7 | 9.0 | 24.1 |
| 3. Pretty important | 36.4 | 35.3 | 38.1 | 38.2 | 34.0 | 40.6 | 36.9 | 35.4 | 33.6 | 37.1 | 34.8 | 38.0 | 35.9 | 34.8 | 36.3 | 38.3 |
| 4. Very important | 49.5 | 52.5 | 45.4 | 46.4 | 54.8 | 44.3 | 49.3 | 47.8 | 56.8 | 48.2 | 51.2 | 45.6 | 53.6 | 52.4 | 50.7 | 33.5 |
| <i>Item 10220 Subject C04</i> | <i>N 2190</i> | <i>950</i> | <i>1092</i> | <i>1333</i> | <i>239</i> | <i>423</i> | <i>551</i> | <i>734</i> | <i>482</i> | <i>1638</i> | <i>402</i> | <i>1018</i> | <i>438</i> | <i>258</i> | <i>385</i> | <i>23</i> |
| A08O: A job which allows you to establish roots in a community and not have to move from place to place | | | | | | | | | | | | | | | | |
| 1. Not important | 10.0 | 10.3 | 9.9 | 10.3 | 10.2 | 12.0 | 7.8 | 11.8 | 8.1 | 10.3 | 8.8 | 8.8 | 7.5 | 8.5 | 14.8 | 20.0 |
| 2. A little important | 18.4 | 19.1 | 17.6 | 19.1 | 19.2 | 18.9 | 21.7 | 16.9 | 16.2 | 18.7 | 16.6 | 18.1 | 18.8 | 20.4 | 16.6 | 29.2 |
| 3. Pretty important | 33.4 | 34.7 | 32.3 | 33.2 | 30.6 | 34.7 | 35.7 | 31.4 | 32.8 | 34.4 | 30.8 | 34.6 | 35.9 | 30.5 | 33.5 | 31.3 |
| 4. Very important | 38.2 | 35.9 | 40.2 | 37.4 | 40.0 | 34.4 | 34.9 | 39.8 | 42.9 | 36.6 | 43.9 | 38.4 | 37.8 | 40.7 | 35.2 | 19.5 |
| <i>Item 10230 Subject C04</i> | <i>N 2194</i> | <i>954</i> | <i>1091</i> | <i>1335</i> | <i>239</i> | <i>423</i> | <i>554</i> | <i>734</i> | <i>482</i> | <i>1637</i> | <i>405</i> | <i>1020</i> | <i>437</i> | <i>260</i> | <i>386</i> | <i>23</i> |
| A08P: A job which leaves you mostly free of supervision by others | | | | | | | | | | | | | | | | |
| 1. Not important | 6.5 | 5.1 | 7.6 | 6.0 | 12.1 | 5.9 | 5.4 | 7.6 | 6.7 | 6.3 | 6.9 | 6.7 | 4.5 | 8.1 | 6.9 | 7.2 |
| 2. A little important | 26.3 | 24.2 | 29.2 | 29.6 | 18.2 | 30.0 | 26.5 | 26.7 | 22.4 | 27.1 | 25.4 | 30.1 | 24.8 | 16.9 | 27.3 | 21.2 |
| 3. Pretty important | 38.0 | 40.1 | 36.2 | 37.7 | 35.4 | 34.8 | 38.6 | 38.9 | 38.6 | 38.0 | 38.3 | 37.3 | 43.1 | 43.0 | 31.4 | 46.4 |
| 4. Very important | 29.2 | 30.5 | 27.0 | 26.6 | 34.2 | 29.3 | 29.5 | 26.8 | 32.3 | 28.5 | 29.4 | 25.9 | 27.6 | 32.0 | 34.4 | 25.2 |
| <i>Item 10240 Subject C04</i> | <i>N 2195</i> | <i>953</i> | <i>1093</i> | <i>1337</i> | <i>238</i> | <i>425</i> | <i>554</i> | <i>734</i> | <i>482</i> | <i>1639</i> | <i>405</i> | <i>1020</i> | <i>437</i> | <i>261</i> | <i>387</i> | <i>23</i> |
| A08Q: A job that offers a reasonably predictable, secure future | | | | | | | | | | | | | | | | |
| 1. Not important | 2.4 | 3.1 | 1.5 | 2.3 | 1.6 | 1.7 | 2.3 | 2.0 | 3.6 | 2.3 | 2.9 | 1.8 | 2.7 | 1.1 | 2.7 | 7.3 |
| 2. A little important | 7.0 | 7.7 | 6.7 | 7.3 | 7.1 | 9.6 | 7.3 | 6.0 | 6.0 | 7.5 | 5.8 | 7.6 | 6.4 | 7.1 | 5.7 | 17.3 |
| 3. Pretty important | 33.8 | 36.2 | 31.8 | 37.4 | 20.4 | 35.2 | 36.8 | 29.1 | 36.3 | 33.3 | 35.8 | 35.8 | 30.7 | 33.2 | 32.5 | 43.4 |
| 4. Very important | 56.8 | 53.0 | 60.1 | 53.0 | 70.9 | 53.5 | 53.6 | 62.9 | 54.1 | 56.9 | 55.4 | 54.7 | 60.3 | 58.5 | 59.1 | 32.0 |
| <i>Item 10250 Subject C04</i> | <i>N 2180</i> | <i>942</i> | <i>1094</i> | <i>1327</i> | <i>238</i> | <i>424</i> | <i>544</i> | <i>730</i> | <i>482</i> | <i>1632</i> | <i>403</i> | <i>1013</i> | <i>436</i> | <i>259</i> | <i>386</i> | <i>23</i> |

MONITORING THE FUTURE

| QUESTIONNAIRE FORM 4 2002 | TOTAL | SEX | | RACE | | REGION | | | | COLLEGE PLANS? | | ILLICIT DRUG USE: LIFETIME | | | | |
|---|---------------|------------|-------------|-------------|------------|------------|------------|------------|------------|-------------------|------------|----------------------------|------------------------|--------------|---------------|--------------------|
| | | M | F | White | Black | NE | NC | S | W | Yes | No | None | Mari- juana Only | Few Pills | More Pills | Any Her- oin |
| <i>N (Weighted No. of Cases):</i> | 2227 | 959 | 1101 | 1347 | 239 | 436 | 557 | 747 | 488 | 1646 | 408 | 1023 | 443 | 263 | 389 | 23 |
| <i>% of Weighted Total:</i> | 100.0 | 43.1 | 49.4 | 60.5 | 10.7 | 19.6 | 25.0 | 33.5 | 21.9 | 73.9 | 18.3 | 46.0 | 19.9 | 11.8 | 17.5 | 1.0 |
| A08R: A job where you can learn new things, learn new skills | | | | | | | | | | | | | | | | |
| 1. Not important | 2.1 | 2.5 | 1.4 | 2.2 | 1.3 | 2.0 | 2.1 | 2.3 | 2.1 | 2.1 | 2.3 | 1.7 | 1.1 | 1.3 | 4.6 | 2.9 |
| 2. A little important | 14.7 | 17.3 | 12.0 | 17.4 | 7.6 | 15.7 | 18.3 | 14.1 | 10.4 | 14.8 | 14.8 | 13.4 | 16.0 | 15.4 | 16.1 | 18.8 |
| 3. Pretty important | 42.4 | 43.3 | 42.2 | 45.0 | 37.0 | 43.3 | 43.2 | 41.3 | 42.6 | 43.1 | 42.5 | 42.1 | 40.4 | 44.0 | 45.3 | 32.1 |
| 4. Very important | 40.7 | 36.9 | 44.3 | 35.4 | 54.1 | 39.0 | 36.4 | 42.3 | 44.9 | 40.1 | 40.4 | 42.7 | 42.5 | 39.4 | 34.0 | 46.2 |
| <i>Item 10260 Subject B02, C04</i> | <i>N 2177</i> | <i>939</i> | <i>1092</i> | <i>1323</i> | <i>238</i> | <i>422</i> | <i>545</i> | <i>729</i> | <i>482</i> | <i>1629</i> | <i>401</i> | <i>1012</i> | <i>435</i> | <i>259</i> | <i>384</i> | <i>23</i> |
| A08S: A job where you do not have to pretend to be a type of person that you are not | | | | | | | | | | | | | | | | |
| 1. Not important | 5.1 | 6.6 | 3.5 | 4.2 | 6.9 | 5.5 | 4.8 | 4.7 | 5.6 | 4.6 | 5.4 | 4.7 | 3.7 | 6.7 | 5.7 | 7.3 |
| 2. A little important | 6.5 | 9.0 | 4.1 | 6.5 | 4.7 | 8.1 | 6.8 | 5.5 | 6.0 | 5.9 | 8.3 | 4.5 | 8.7 | 7.2 | 6.5 | 16.5 |
| 3. Pretty important | 21.9 | 25.9 | 18.2 | 23.7 | 13.5 | 26.3 | 21.1 | 20.2 | 21.6 | 21.4 | 23.9 | 22.5 | 20.8 | 18.8 | 23.0 | 44.8 |
| 4. Very important | 66.5 | 58.5 | 74.3 | 65.6 | 75.0 | 60.2 | 67.3 | 69.6 | 66.8 | 68.0 | 62.4 | 68.2 | 66.8 | 67.4 | 64.8 | 31.4 |
| <i>Item 10270 Subject C04</i> | <i>N 2180</i> | <i>942</i> | <i>1093</i> | <i>1326</i> | <i>239</i> | <i>424</i> | <i>544</i> | <i>731</i> | <i>482</i> | <i>1630</i> | <i>403</i> | <i>1013</i> | <i>436</i> | <i>259</i> | <i>386</i> | <i>21</i> |
| A08T: A job that most people look up to and respect | | | | | | | | | | | | | | | | |
| 1. Not important | 5.5 | 6.5 | 4.0 | 5.9 | 6.2 | 6.4 | 6.6 | 5.2 | 4.0 | 4.8 | 8.3 | 5.1 | 5.4 | 5.1 | 6.4 | 2.9 |
| 2. A little important | 14.7 | 16.4 | 14.0 | 16.1 | 8.4 | 13.8 | 12.9 | 15.1 | 16.6 | 14.3 | 18.1 | 15.3 | 10.3 | 18.8 | 15.0 | 34.9 |
| 3. Pretty important | 37.3 | 39.2 | 36.4 | 40.0 | 30.3 | 36.4 | 39.6 | 34.6 | 39.7 | 38.3 | 34.9 | 35.5 | 42.3 | 39.4 | 36.9 | 47.9 |
| 4. Very important | 42.5 | 37.9 | 45.6 | 38.0 | 55.1 | 43.4 | 40.8 | 45.1 | 39.6 | 42.5 | 38.7 | 44.1 | 42.0 | 36.6 | 41.7 | 14.3 |
| <i>Item 10280 Subject C04</i> | <i>N 2173</i> | <i>939</i> | <i>1090</i> | <i>1320</i> | <i>237</i> | <i>424</i> | <i>542</i> | <i>728</i> | <i>479</i> | <i>1622</i> | <i>403</i> | <i>1007</i> | <i>437</i> | <i>259</i> | <i>386</i> | <i>23</i> |
| A08U: A job that permits contact with a lot of people | | | | | | | | | | | | | | | | |
| 1. Not important | 9.4 | 11.2 | 7.2 | 9.1 | 12.6 | 13.0 | 9.1 | 8.4 | 8.1 | 8.6 | 12.0 | 8.3 | 8.5 | 9.5 | 10.8 | 13.5 |
| 2. A little important | 23.9 | 28.4 | 20.0 | 25.2 | 21.5 | 22.9 | 24.3 | 24.0 | 24.0 | 23.3 | 26.7 | 22.6 | 22.7 | 30.6 | 24.6 | 38.3 |
| 3. Pretty important | 36.2 | 35.3 | 36.9 | 36.5 | 36.0 | 33.9 | 34.5 | 36.6 | 39.5 | 36.1 | 37.0 | 37.3 | 37.4 | 33.4 | 34.8 | 40.6 |
| 4. Very important | 30.5 | 25.1 | 35.9 | 29.2 | 29.9 | 30.2 | 32.1 | 31.0 | 28.4 | 32.0 | 24.3 | 31.8 | 31.4 | 26.4 | 29.9 | 7.5 |
| <i>Item 10290 Subject C04, M05</i> | <i>N 2171</i> | <i>938</i> | <i>1091</i> | <i>1327</i> | <i>236</i> | <i>424</i> | <i>544</i> | <i>728</i> | <i>475</i> | <i>1625</i> | <i>403</i> | <i>1013</i> | <i>437</i> | <i>254</i> | <i>385</i> | <i>23</i> |
| A08V: A job with an easy pace that lets you work slowly | | | | | | | | | | | | | | | | |
| 1. Not important | 19.6 | 18.7 | 20.8 | 20.1 | 22.7 | 21.0 | 20.3 | 19.2 | 18.1 | 19.8 | 21.2 | 19.8 | 17.6 | 21.6 | 20.4 | 19.3 |
| 2. A little important | 36.4 | 34.6 | 39.1 | 39.0 | 30.5 | 40.4 | 34.8 | 37.7 | 32.8 | 37.2 | 35.7 | 38.6 | 37.2 | 33.7 | 34.7 | 27.5 |
| 3. Pretty important | 28.2 | 29.5 | 26.2 | 28.3 | 22.7 | 24.3 | 30.6 | 26.8 | 31.2 | 27.3 | 29.0 | 26.8 | 27.4 | 30.4 | 29.6 | 43.9 |
| 4. Very important | 15.7 | 17.3 | 13.9 | 12.6 | 24.1 | 14.3 | 14.3 | 16.3 | 17.9 | 15.6 | 14.2 | 14.7 | 17.7 | 14.3 | 15.2 | 9.3 |
| <i>Item 10300 Subject C04</i> | <i>N 2179</i> | <i>942</i> | <i>1091</i> | <i>1325</i> | <i>237</i> | <i>424</i> | <i>543</i> | <i>730</i> | <i>482</i> | <i>1630</i> | <i>402</i> | <i>1012</i> | <i>437</i> | <i>259</i> | <i>386</i> | <i>23</i> |
| A08W: A job where most problems are quite difficult and challenging | | | | | | | | | | | | | | | | |
| 1. Not important | 20.4 | 20.0 | 21.2 | 20.9 | 19.4 | 19.1 | 22.0 | 21.7 | 17.8 | 18.4 | 28.9 | 17.8 | 19.3 | 20.7 | 28.2 | 38.8 |
| 2. A little important | 41.3 | 39.5 | 44.2 | 43.5 | 37.4 | 42.9 | 41.1 | 40.1 | 41.7 | 42.7 | 39.5 | 40.8 | 43.0 | 43.8 | 40.2 | 35.8 |
| 3. Pretty important | 27.8 | 29.5 | 25.6 | 27.8 | 25.2 | 28.1 | 27.5 | 26.7 | 29.7 | 28.9 | 21.6 | 30.0 | 28.7 | 26.0 | 22.2 | 20.7 |
| 4. Very important | 10.5 | 11.0 | 9.1 | 7.8 | 18.0 | 10.0 | 9.4 | 11.5 | 10.8 | 10.0 | 10.0 | 11.5 | 9.0 | 9.5 | 9.4 | 4.7 |
| <i>Item 10310 Subject C04</i> | <i>N 2173</i> | <i>940</i> | <i>1088</i> | <i>1323</i> | <i>237</i> | <i>424</i> | <i>544</i> | <i>727</i> | <i>478</i> | <i>1623</i> | <i>403</i> | <i>1009</i> | <i>436</i> | <i>259</i> | <i>384</i> | <i>21</i> |

| QUESTIONNAIRE FORM 4 2002 | TOTAL | SEX | | RACE | | REGION | | | | COLLEGE PLANS? | | ILLICIT DRUG USE: LIFETIME | | | | | |
|---|----------|-------------|------------|-------------|-------------|------------|------------|------------|------------|-------------------|-------------|----------------------------|------------------------|--------------|---------------|--------------------|-----------|
| | | M | F | White | Black | NE | NC | S | W | Yes | No | None | Mari- juana Only | Few Pills | More Pills | Any Her- oin | |
| <i>N (Weighted No. of Cases):</i> | 2227 | 959 | 1101 | 1347 | 239 | 436 | 557 | 747 | 488 | 1646 | 408 | 1023 | 443 | 263 | 389 | 23 | |
| <i>% of Weighted Total:</i> | 100.0 | 43.1 | 49.4 | 60.5 | 10.7 | 19.6 | 25.0 | 33.5 | 21.9 | 73.9 | 18.3 | 46.0 | 19.9 | 11.8 | 17.5 | 1.0 | |
| A09: What kind of work do you think you will be doing when you are 30 years old? Mark the one that comes closest to what you expect to be doing. | | | | | | | | | | | | | | | | | |
| 01. Laborer (car washer, sanitary worker, farm laborer) | 0.3 | 0.6 | - | 0.1 | - | 0.8 | - | 0.2 | 0.6 | 0.1 | 0.6 | 0.1 | 0.6 | 0.8 | - | 3.0 | |
| 02. Service worker (cook, waiter, barber, janitor, gas station attendant, practical nurse, beautician) | 2.6 | 1.4 | 3.8 | 2.2 | 1.8 | 4.0 | 2.4 | 2.1 | 2.5 | 1.3 | 7.8 | 2.2 | 2.3 | 4.7 | 1.9 | 5.8 | |
| 03. Operative or semi-skilled worker (garage worker, taxicab, bus or truck driver, assembly line worker, welder) | 0.5 | 1.2 | - | 0.6 | - | 0.3 | 0.7 | 0.3 | 0.8 | 0.2 | 1.9 | 0.6 | 0.3 | 0.7 | 0.4 | - | |
| 04. Sales clerk in a retail store or by phone (phone sales, department store clerk, drug store clerk) | 0.3 | 0.4 | 0.3 | 0.3 | 0.8 | 0.1 | 0.4 | 0.3 | 0.5 | 0.1 | 1.2 | 0.4 | - | - | 0.6 | 4.3 | |
| 05. Clerical or office worker (bank teller, bookkeeper, secretary, postal clerk or carrier, keyboard operator) | 2.8 | 1.3 | 4.0 | 1.9 | 6.8 | 1.9 | 1.9 | 4.0 | 2.7 | 2.3 | 4.7 | 2.2 | 4.5 | 3.3 | 1.9 | 4.9 | |
| 06. Protective service (police officer, firefighter, detective) | 3.6 | 4.7 | 2.0 | 2.8 | 2.2 | 3.7 | 2.0 | 2.7 | 6.6 | 2.9 | 4.9 | 2.2 | 4.0 | 5.5 | 4.2 | 1.9 | |
| 07. Military service | 3.7 | 5.9 | 1.5 | 3.3 | 5.7 | 3.8 | 2.0 | 4.8 | 4.1 | 2.8 | 6.5 | 3.8 | 2.7 | 4.1 | 3.5 | 4.7 | |
| 08. Craftsman or skilled worker (carpenter, electrician, brick layer, mechanic, machinist, tool and die maker, telephone installer) | 3.9 | 8.0 | 0.2 | 4.1 | 3.4 | 4.0 | 4.2 | 3.7 | 3.7 | 2.0 | 11.0 | 3.2 | 4.5 | 4.5 | 3.9 | 8.1 | |
| 09. Farm owner, farm manager | 1.2 | 1.5 | 0.9 | 1.7 | 0.1 | 0.7 | 1.9 | 1.1 | 1.1 | 0.9 | 2.7 | 1.6 | 1.8 | - | - | 2.7 | |
| 10. Owner of small business (restaurant owner, shop owner) | 6.1 | 7.4 | 5.1 | 5.3 | 10.3 | 5.1 | 7.7 | 6.0 | 5.1 | 5.0 | 9.2 | 4.9 | 7.9 | 4.7 | 8.3 | 6.0 | |
| 11. Sales representative (insurance agent, real estate broker, bond salesman) | 1.3 | 1.8 | 0.8 | 1.2 | 2.2 | 1.2 | 0.7 | 1.6 | 1.7 | 1.4 | 1.0 | 1.0 | 2.1 | 1.5 | 1.1 | - | |
| 12. Manager or administrator (office manager, sales manager, school administrator, government official) | 4.6 | 5.1 | 3.8 | 4.6 | 2.5 | 6.5 | 3.8 | 3.7 | 5.0 | 5.0 | 2.2 | 4.8 | 5.0 | 2.7 | 3.9 | 11.6 | |
| 13. Professional without doctoral degree (registered nurse, librarian, engineer, architect, social worker, accountant, actor, artist, musician, teacher, pilot, computer programmer or analyst) | 40.1 | 38.1 | 43.3 | 42.3 | 33.4 | 41.9 | 42.8 | 40.6 | 34.9 | 43.4 | 30.9 | 40.4 | 38.7 | 40.4 | 42.9 | 36.7 | |
| 14. Professional with doctoral degree or equivalent (lawyer, physician, dentist, scientist, college professor) | 19.9 | 14.8 | 24.6 | 18.9 | 27.6 | 18.0 | 20.9 | 20.2 | 19.9 | 23.6 | 5.1 | 24.3 | 17.9 | 13.5 | 17.9 | - | |
| 15. Full-time homemaker | 0.7 | 0.2 | 1.1 | 0.8 | - | 0.3 | 0.7 | 0.7 | 1.0 | 0.4 | 1.3 | 0.9 | 0.2 | 0.6 | 0.3 | 5.7 | |
| 16. Don't know—GO TO Q.A13 | 8.3 | 7.6 | 8.5 | 9.8 | 3.2 | 7.6 | 7.9 | 8.1 | 9.8 | 8.4 | 8.9 | 7.6 | 7.5 | 13.0 | 9.1 | 4.4 | |
| <i>Item 10320 Subject C03</i> | <i>N</i> | <i>2076</i> | <i>887</i> | <i>1051</i> | <i>1282</i> | <i>225</i> | <i>402</i> | <i>521</i> | <i>699</i> | <i>455</i> | <i>1563</i> | <i>377</i> | <i>967</i> | <i>419</i> | <i>243</i> | <i>371</i> | <i>21</i> |
| A10: How likely do you think it is that you will actually get to do this kind of work? | | | | | | | | | | | | | | | | | |
| 1. Not very likely | 1.3 | 1.9 | 0.6 | 0.9 | 0.7 | 1.0 | 1.4 | 0.8 | 2.4 | 1.0 | 1.7 | 0.7 | 1.2 | 0.9 | 2.5 | 3.2 | |
| 2. Somewhat likely | 7.1 | 7.5 | 6.4 | 5.2 | 6.6 | 6.6 | 5.7 | 7.5 | 8.3 | 6.5 | 7.8 | 6.8 | 6.2 | 8.0 | 5.7 | 19.9 | |
| 3. Fairly likely | 20.6 | 22.8 | 18.6 | 20.7 | 20.9 | 18.0 | 21.9 | 21.3 | 20.2 | 20.1 | 22.4 | 19.3 | 22.1 | 21.5 | 21.1 | 29.8 | |
| 4. Very likely | 42.9 | 41.0 | 46.2 | 45.3 | 36.7 | 44.6 | 44.6 | 42.6 | 40.0 | 44.7 | 38.1 | 44.6 | 43.8 | 45.9 | 38.4 | 42.1 | |
| 5. Certain | 22.3 | 18.8 | 24.7 | 21.7 | 33.2 | 22.4 | 20.4 | 23.7 | 22.4 | 23.7 | 18.0 | 24.5 | 20.7 | 17.8 | 24.5 | 2.0 | |
| 6. I already do this kind of work | 5.7 | 8.1 | 3.4 | 6.1 | 1.9 | 7.3 | 6.0 | 4.0 | 6.6 | 4.0 | 11.9 | 4.0 | 6.1 | 5.8 | 7.7 | 3.0 | |
| <i>Item 10330 Subject C03</i> | <i>N</i> | <i>1983</i> | <i>864</i> | <i>992</i> | <i>1187</i> | <i>226</i> | <i>389</i> | <i>500</i> | <i>662</i> | <i>432</i> | <i>1479</i> | <i>361</i> | <i>933</i> | <i>402</i> | <i>221</i> | <i>348</i> | <i>20</i> |
| A11: How certain are you that this kind of work is a good choice for you? | | | | | | | | | | | | | | | | | |
| 1. Not at all certain | 2.5 | 3.1 | 1.8 | 2.2 | 0.9 | 2.2 | 2.3 | 1.8 | 4.0 | 1.7 | 4.2 | 1.6 | 2.2 | 1.7 | 4.2 | 4.5 | |
| 2. Somewhat certain | 6.4 | 6.4 | 6.0 | 5.2 | 6.1 | 6.7 | 7.5 | 5.5 | 6.1 | 6.0 | 6.2 | 5.8 | 5.5 | 8.8 | 6.3 | 9.0 | |
| 3. Fairly certain | 24.4 | 25.5 | 24.0 | 26.2 | 18.6 | 22.8 | 22.9 | 27.2 | 23.2 | 25.4 | 20.9 | 21.0 | 26.9 | 30.2 | 23.9 | 57.6 | |
| 4. Very certain | 43.7 | 44.2 | 43.8 | 44.1 | 46.0 | 43.7 | 43.4 | 42.7 | 45.7 | 44.1 | 44.7 | 47.5 | 45.2 | 41.7 | 38.7 | 22.7 | |
| 5. Completely certain | 23.0 | 20.9 | 24.4 | 22.3 | 28.3 | 24.6 | 23.8 | 22.8 | 21.0 | 22.8 | 24.0 | 24.1 | 20.3 | 17.6 | 26.9 | 6.2 | |
| <i>Item 10340 Subject C03</i> | <i>N</i> | <i>1992</i> | <i>868</i> | <i>998</i> | <i>1193</i> | <i>228</i> | <i>392</i> | <i>503</i> | <i>665</i> | <i>433</i> | <i>1487</i> | <i>362</i> | <i>938</i> | <i>403</i> | <i>223</i> | <i>349</i> | <i>20</i> |
| A12: How satisfying do you think this kind of work will be for you? | | | | | | | | | | | | | | | | | |
| 1. Not very satisfying | 0.9 | 1.4 | 0.5 | 0.8 | 0.9 | 0.4 | 0.8 | 1.1 | 1.0 | 0.6 | 1.9 | 0.5 | 0.6 | 0.1 | 1.7 | - | |
| 2. Somewhat satisfying | 5.2 | 7.1 | 3.2 | 4.7 | 6.5 | 5.9 | 5.9 | 3.4 | 6.3 | 4.9 | 5.7 | 3.3 | 6.6 | 9.9 | 5.6 | 6.1 | |
| 3. Quite satisfying | 19.4 | 21.4 | 17.2 | 18.6 | 17.6 | 18.6 | 17.0 | 20.8 | 20.8 | 18.5 | 21.2 | 18.3 | 19.1 | 22.3 | 18.6 | 21.4 | |
| 4. Very satisfying | 42.7 | 40.1 | 46.3 | 44.2 | 39.8 | 43.0 | 43.7 | 41.8 | 42.7 | 42.8 | 45.1 | 43.6 | 44.6 | 41.7 | 40.9 | 42.2 | |
| 5. Extremely satisfying | 31.9 | 30.0 | 32.8 | 31.8 | 35.2 | 32.2 | 32.6 | 32.9 | 29.2 | 33.2 | 26.1 | 34.4 | 29.1 | 26.1 | 33.2 | 30.3 | |
| <i>Item 10350 Subject C03, P02</i> | <i>N</i> | <i>1993</i> | <i>868</i> | <i>998</i> | <i>1193</i> | <i>228</i> | <i>392</i> | <i>503</i> | <i>665</i> | <i>434</i> | <i>1488</i> | <i>362</i> | <i>938</i> | <i>403</i> | <i>223</i> | <i>349</i> | <i>20</i> |

| QUESTIONNAIRE FORM 4 2002 | TOTAL | SEX | | RACE | | REGION | | | | COLLEGE PLANS? | | ILLICIT DRUG USE: LIFETIME | | | | | |
|--|----------|-------------|------------|-------------|-------------|------------|------------|------------|------------|-------------------|-------------|----------------------------|------------------------|--------------|---------------|--------------------|-----------|
| | | M | F | White | Black | NE | NC | S | W | Yes | No | None | Mari- juana Only | Few Pills | More Pills | Any Her- oin | |
| <i>N (Weighted No. of Cases):</i> | 2227 | 959 | 1101 | 1347 | 239 | 436 | 557 | 747 | 488 | 1646 | 408 | 1023 | 443 | 263 | 389 | 23 | |
| <i>% of Weighted Total:</i> | 100.0 | 43.1 | 49.4 | 60.5 | 10.7 | 19.6 | 25.0 | 33.5 | 21.9 | 73.9 | 18.3 | 46.0 | 19.9 | 11.8 | 17.5 | 1.0 | |
| A13: To what extent do you think the things listed below will prevent you from getting the kind of work you would like to have? | | | | | | | | | | | | | | | | | |
| A13A: Your religion | | | | | | | | | | | | | | | | | |
| 1. Not at all | 86.7 | 85.4 | 88.3 | 89.5 | 82.8 | 89.3 | 86.8 | 85.8 | 85.5 | 88.3 | 82.8 | 85.7 | 90.3 | 86.0 | 89.0 | 75.7 | |
| 2. Somewhat | 6.3 | 6.2 | 6.2 | 5.2 | 9.0 | 6.0 | 6.0 | 7.4 | 5.0 | 5.7 | 7.9 | 7.2 | 5.0 | 6.2 | 3.8 | 14.4 | |
| 3. A lot | 2.3 | 3.1 | 1.4 | 1.4 | 3.8 | 2.3 | 2.1 | 1.7 | 3.3 | 1.8 | 3.5 | 2.5 | 0.6 | 2.4 | 2.1 | 9.9 | |
| 8. Don't know | 4.8 | 5.4 | 4.1 | 3.9 | 4.4 | 2.4 | 5.1 | 5.0 | 6.2 | 4.2 | 5.7 | 4.6 | 4.2 | 5.4 | 5.0 | - | |
| <i>Item 10360 Subject C03, G</i> | <i>N</i> | <i>2169</i> | <i>937</i> | <i>1094</i> | <i>1324</i> | <i>238</i> | <i>424</i> | <i>543</i> | <i>729</i> | <i>473</i> | <i>1621</i> | <i>401</i> | <i>1009</i> | <i>439</i> | <i>253</i> | <i>385</i> | <i>21</i> |
| A13B: Your sex | | | | | | | | | | | | | | | | | |
| 1. Not at all | 73.7 | 83.7 | 65.5 | 75.4 | 69.2 | 74.3 | 74.2 | 72.9 | 73.8 | 72.5 | 80.4 | 73.3 | 77.8 | 69.4 | 76.4 | 56.4 | |
| 2. Somewhat | 18.1 | 7.9 | 26.6 | 17.4 | 16.9 | 19.6 | 16.7 | 18.3 | 17.8 | 20.0 | 10.1 | 18.7 | 16.7 | 20.8 | 15.7 | 24.6 | |
| 3. A lot | 4.4 | 4.2 | 4.4 | 3.9 | 8.5 | 4.3 | 4.9 | 4.4 | 3.7 | 4.1 | 5.2 | 3.6 | 2.4 | 6.3 | 4.8 | 18.9 | |
| 8. Don't know | 3.8 | 4.2 | 3.4 | 3.2 | 5.4 | 1.8 | 4.1 | 4.3 | 4.6 | 3.4 | 4.3 | 4.4 | 3.1 | 3.5 | 3.0 | - | |
| <i>Item 10370 Subject C03, D06</i> | <i>N</i> | <i>2165</i> | <i>935</i> | <i>1094</i> | <i>1324</i> | <i>238</i> | <i>425</i> | <i>543</i> | <i>729</i> | <i>469</i> | <i>1621</i> | <i>401</i> | <i>1009</i> | <i>439</i> | <i>251</i> | <i>385</i> | <i>21</i> |
| A13C: Your race | | | | | | | | | | | | | | | | | |
| 1. Not at all | 76.3 | 75.5 | 77.3 | 88.2 | 44.4 | 75.6 | 82.6 | 74.5 | 72.2 | 76.4 | 80.1 | 76.2 | 74.6 | 77.3 | 82.1 | 59.4 | |
| 2. Somewhat | 14.7 | 14.3 | 15.0 | 7.3 | 31.4 | 17.2 | 9.6 | 16.0 | 16.2 | 14.9 | 10.6 | 15.3 | 15.7 | 13.9 | 10.4 | 34.8 | |
| 3. A lot | 5.5 | 6.1 | 4.6 | 2.1 | 19.0 | 4.4 | 4.2 | 6.3 | 6.8 | 5.4 | 5.5 | 5.3 | 5.2 | 5.5 | 4.5 | 5.7 | |
| 8. Don't know | 3.6 | 4.1 | 3.1 | 2.5 | 5.3 | 2.8 | 3.6 | 3.2 | 4.9 | 3.3 | 3.8 | 3.2 | 4.5 | 3.3 | 3.0 | - | |
| <i>Item 10380 Subject C03, N02</i> | <i>N</i> | <i>2161</i> | <i>933</i> | <i>1092</i> | <i>1324</i> | <i>237</i> | <i>424</i> | <i>543</i> | <i>728</i> | <i>466</i> | <i>1618</i> | <i>401</i> | <i>1007</i> | <i>439</i> | <i>251</i> | <i>384</i> | <i>21</i> |
| A13D: Your family background | | | | | | | | | | | | | | | | | |
| 1. Not at all | 83.5 | 82.2 | 85.2 | 88.0 | 79.1 | 85.0 | 84.7 | 82.4 | 82.5 | 84.8 | 81.4 | 82.5 | 86.4 | 86.2 | 84.7 | 75.9 | |
| 2. Somewhat | 9.3 | 8.8 | 9.7 | 7.7 | 9.9 | 8.9 | 7.6 | 10.3 | 10.0 | 9.4 | 7.8 | 9.6 | 9.1 | 5.6 | 10.1 | 12.1 | |
| 3. A lot | 3.3 | 4.6 | 1.9 | 2.0 | 5.1 | 3.2 | 4.0 | 3.1 | 3.0 | 2.7 | 5.3 | 3.2 | 1.4 | 5.4 | 2.5 | 4.7 | |
| 8. Don't know | 3.9 | 4.4 | 3.2 | 2.3 | 6.0 | 2.9 | 3.7 | 4.3 | 4.5 | 3.0 | 5.4 | 4.7 | 3.1 | 2.8 | 2.7 | 7.3 | |
| <i>Item 10390 Subject C03</i> | <i>N</i> | <i>2162</i> | <i>935</i> | <i>1093</i> | <i>1324</i> | <i>237</i> | <i>424</i> | <i>543</i> | <i>727</i> | <i>468</i> | <i>1618</i> | <i>401</i> | <i>1009</i> | <i>439</i> | <i>251</i> | <i>384</i> | <i>21</i> |
| A13E: Your political views | | | | | | | | | | | | | | | | | |
| 1. Not at all | 78.8 | 77.8 | 79.9 | 81.9 | 75.1 | 77.5 | 82.5 | 78.3 | 76.4 | 79.9 | 77.7 | 78.9 | 80.9 | 78.3 | 80.2 | 61.4 | |
| 2. Somewhat | 12.2 | 13.1 | 12.0 | 11.7 | 12.5 | 14.6 | 10.6 | 12.1 | 12.3 | 12.1 | 12.2 | 12.5 | 10.1 | 12.2 | 12.8 | 30.9 | |
| 3. A lot | 2.3 | 2.5 | 1.6 | 1.5 | 3.6 | 2.7 | 1.6 | 2.2 | 3.1 | 1.8 | 3.1 | 1.4 | 2.2 | 2.5 | 2.8 | 3.0 | |
| 8. Don't know | 6.6 | 6.7 | 6.5 | 4.9 | 8.8 | 5.2 | 5.3 | 7.5 | 8.2 | 6.2 | 7.1 | 7.2 | 6.8 | 7.0 | 4.2 | 4.7 | |
| <i>Item 10400 Subject C03, H01</i> | <i>N</i> | <i>2162</i> | <i>935</i> | <i>1092</i> | <i>1324</i> | <i>237</i> | <i>423</i> | <i>543</i> | <i>728</i> | <i>469</i> | <i>1619</i> | <i>401</i> | <i>1008</i> | <i>440</i> | <i>251</i> | <i>385</i> | <i>21</i> |
| A13F: Your education | | | | | | | | | | | | | | | | | |
| 1. Not at all | 41.7 | 39.0 | 44.5 | 41.0 | 46.3 | 42.9 | 40.8 | 45.3 | 36.0 | 44.5 | 32.2 | 43.1 | 42.1 | 37.6 | 41.3 | 38.4 | |
| 2. Somewhat | 20.7 | 22.1 | 20.1 | 21.8 | 21.8 | 22.9 | 23.2 | 17.5 | 21.0 | 18.6 | 28.5 | 20.6 | 18.8 | 20.9 | 23.5 | 18.8 | |
| 3. A lot | 34.4 | 35.4 | 32.8 | 34.6 | 27.6 | 31.8 | 33.1 | 33.7 | 39.3 | 34.4 | 34.5 | 32.4 | 36.0 | 41.2 | 31.7 | 42.8 | |
| 8. Don't know | 3.2 | 3.5 | 2.6 | 2.7 | 4.3 | 2.4 | 2.9 | 3.5 | 3.7 | 2.4 | 4.8 | 3.8 | 3.1 | 0.3 | 3.5 | - | |
| <i>Item 10410 Subject B09, C03</i> | <i>N</i> | <i>2160</i> | <i>935</i> | <i>1090</i> | <i>1324</i> | <i>237</i> | <i>425</i> | <i>542</i> | <i>727</i> | <i>466</i> | <i>1615</i> | <i>402</i> | <i>1005</i> | <i>440</i> | <i>252</i> | <i>385</i> | <i>21</i> |
| A13G: Lack of vocational training | | | | | | | | | | | | | | | | | |
| 1. Not at all | 48.7 | 47.1 | 50.1 | 49.3 | 53.5 | 52.1 | 46.8 | 51.9 | 42.8 | 51.1 | 41.2 | 50.6 | 48.2 | 43.0 | 49.0 | 49.6 | |
| 2. Somewhat | 25.4 | 26.3 | 25.2 | 25.4 | 24.7 | 26.4 | 27.7 | 22.0 | 27.0 | 23.3 | 31.7 | 24.2 | 27.7 | 33.2 | 20.6 | 37.0 | |
| 3. A lot | 15.1 | 15.2 | 14.6 | 15.0 | 9.9 | 13.0 | 14.8 | 15.0 | 17.3 | 14.5 | 17.9 | 15.0 | 13.3 | 14.9 | 16.5 | 13.4 | |
| 8. Don't know | 10.8 | 11.5 | 10.2 | 10.3 | 11.8 | 8.4 | 10.6 | 11.1 | 12.8 | 11.0 | 9.3 | 10.2 | 10.8 | 8.9 | 13.9 | - | |
| <i>Item 10420 Subject C03</i> | <i>N</i> | <i>2155</i> | <i>933</i> | <i>1086</i> | <i>1320</i> | <i>235</i> | <i>423</i> | <i>542</i> | <i>723</i> | <i>467</i> | <i>1614</i> | <i>398</i> | <i>1003</i> | <i>437</i> | <i>251</i> | <i>385</i> | <i>21</i> |
| A13H: Lack of ability | | | | | | | | | | | | | | | | | |
| 1. Not at all | 50.5 | 50.3 | 51.3 | 50.2 | 58.1 | 52.5 | 52.1 | 52.2 | 44.0 | 51.3 | 47.5 | 49.9 | 51.3 | 48.4 | 53.0 | 52.6 | |
| 2. Somewhat | 16.9 | 14.9 | 18.7 | 17.1 | 13.2 | 16.3 | 13.4 | 18.3 | 19.4 | 16.0 | 20.4 | 16.5 | 17.8 | 20.1 | 12.8 | 41.5 | |
| 3. A lot | 27.9 | 29.0 | 26.4 | 28.9 | 23.0 | 27.1 | 29.9 | 25.4 | 30.4 | 28.6 | 26.4 | 28.4 | 27.4 | 27.4 | 28.4 | 6.0 | |
| 8. Don't know | 4.7 | 5.8 | 3.7 | 3.8 | 5.7 | 4.1 | 4.7 | 4.0 | 6.2 | 4.1 | 5.7 | 5.1 | 3.5 | 4.0 | 5.7 | - | |
| <i>Item 10430 Subject C03</i> | <i>N</i> | <i>2162</i> | <i>935</i> | <i>1092</i> | <i>1324</i> | <i>237</i> | <i>423</i> | <i>542</i> | <i>727</i> | <i>469</i> | <i>1619</i> | <i>401</i> | <i>1008</i> | <i>440</i> | <i>251</i> | <i>384</i> | <i>21</i> |

DESCRIPTIVE RESULTS: 2002

171

| QUESTIONNAIRE FORM 4 2002 | TOTAL | SEX | | RACE | | REGION | | | | COLLEGE PLANS? | | ILLICIT DRUG USE: LIFETIME | | | | |
|--|---------------|------------|-------------|-------------|------------|------------|------------|------------|------------|-------------------|------------|----------------------------|------------------------|--------------|---------------|--------------------|
| | | M | F | White | Black | NE | NC | S | W | Yes | No | None | Mari- juana Only | Few Pills | More Pills | Any Her- oin |
| <i>N (Weighted No. of Cases):</i> | 2227 | 959 | 1101 | 1347 | 239 | 436 | 557 | 747 | 488 | 1646 | 408 | 1023 | 443 | 263 | 389 | 23 |
| <i>% of Weighted Total:</i> | 100.0 | 43.1 | 49.4 | 60.5 | 10.7 | 19.6 | 25.0 | 33.5 | 21.9 | 73.9 | 18.3 | 46.0 | 19.9 | 11.8 | 17.5 | 1.0 |
| A13I: Not knowing the right people | | | | | | | | | | | | | | | | |
| 1. Not at all | 43.3 | 40.2 | 45.6 | 45.7 | 45.5 | 41.4 | 43.5 | 45.6 | 41.3 | 42.3 | 48.9 | 44.8 | 47.1 | 38.3 | 39.0 | 31.1 |
| 2. Somewhat | 38.1 | 41.4 | 35.8 | 37.5 | 35.4 | 39.7 | 38.7 | 36.4 | 38.6 | 38.8 | 36.0 | 37.0 | 36.6 | 38.6 | 42.1 | 50.6 |
| 3. A lot | 11.9 | 12.6 | 11.6 | 11.4 | 10.3 | 12.2 | 10.4 | 12.4 | 12.7 | 12.6 | 8.8 | 10.8 | 10.6 | 17.8 | 13.1 | 18.3 |
| 8. Don't know | 6.7 | 5.8 | 7.0 | 5.4 | 8.8 | 6.7 | 7.4 | 5.6 | 7.4 | 6.3 | 6.4 | 7.4 | 5.8 | 5.3 | 5.8 | - |
| <i>Item 10440 Subject C03</i> | <i>N 2159</i> | <i>936</i> | <i>1090</i> | <i>1326</i> | <i>237</i> | <i>423</i> | <i>542</i> | <i>726</i> | <i>468</i> | <i>1616</i> | <i>402</i> | <i>1006</i> | <i>437</i> | <i>253</i> | <i>384</i> | <i>21</i> |
| A13J: Not wanting to work hard | | | | | | | | | | | | | | | | |
| 1. Not at all | 49.5 | 47.0 | 51.7 | 49.0 | 51.0 | 48.1 | 47.7 | 53.7 | 46.2 | 50.8 | 45.9 | 49.6 | 48.7 | 50.3 | 49.1 | 64.8 |
| 2. Somewhat | 11.9 | 13.6 | 9.9 | 12.3 | 10.1 | 14.0 | 12.9 | 7.9 | 14.9 | 11.2 | 13.2 | 10.9 | 12.4 | 14.2 | 11.0 | 19.0 |
| 3. A lot | 35.1 | 35.3 | 35.4 | 35.4 | 35.7 | 35.7 | 35.3 | 34.0 | 35.8 | 35.2 | 35.6 | 35.6 | 36.6 | 34.2 | 35.0 | 11.1 |
| 8. Don't know | 3.6 | 4.1 | 3.0 | 3.3 | 3.3 | 2.2 | 4.1 | 4.4 | 3.1 | 2.8 | 5.4 | 3.9 | 2.3 | 1.2 | 5.0 | 5.1 |
| <i>Item 10450 Subject C03, Q07</i> | <i>N 2161</i> | <i>933</i> | <i>1092</i> | <i>1324</i> | <i>237</i> | <i>424</i> | <i>541</i> | <i>727</i> | <i>469</i> | <i>1619</i> | <i>399</i> | <i>1009</i> | <i>439</i> | <i>251</i> | <i>383</i> | <i>21</i> |
| A13K: Not wanting to conform | | | | | | | | | | | | | | | | |
| 1. Not at all | 45.8 | 43.9 | 46.9 | 45.5 | 51.7 | 45.1 | 44.8 | 50.1 | 41.1 | 46.3 | 45.4 | 46.4 | 47.1 | 43.9 | 43.8 | 41.7 |
| 2. Somewhat | 22.0 | 22.8 | 21.4 | 23.7 | 15.8 | 25.9 | 24.5 | 18.7 | 20.7 | 22.4 | 20.3 | 21.8 | 22.7 | 24.7 | 19.2 | 39.2 |
| 3. A lot | 20.1 | 20.3 | 20.2 | 19.7 | 21.6 | 18.3 | 18.5 | 21.1 | 22.0 | 19.3 | 22.4 | 19.5 | 18.0 | 22.4 | 23.3 | 15.0 |
| 8. Don't know | 12.1 | 13.1 | 11.5 | 11.1 | 10.9 | 10.8 | 12.2 | 10.1 | 16.2 | 12.0 | 11.9 | 12.2 | 12.3 | 9.0 | 13.7 | 4.1 |
| <i>Item 10460 Subject C03, Q08</i> | <i>N 2149</i> | <i>933</i> | <i>1082</i> | <i>1318</i> | <i>234</i> | <i>422</i> | <i>537</i> | <i>723</i> | <i>467</i> | <i>1613</i> | <i>393</i> | <i>1002</i> | <i>436</i> | <i>251</i> | <i>382</i> | <i>21</i> |
| A14: If you were to get enough money to live as comfortably as you'd like for the rest of your life, would you want to work? | | | | | | | | | | | | | | | | |
| 1. I would want to work | 72.5 | 68.3 | 76.5 | 72.2 | 66.9 | 74.2 | 72.2 | 70.8 | 73.9 | 72.4 | 73.0 | 76.9 | 67.1 | 73.1 | 67.6 | 56.0 |
| 2. I would not want to work | 27.5 | 31.7 | 23.5 | 27.8 | 33.1 | 25.8 | 27.8 | 29.2 | 26.1 | 27.6 | 27.0 | 23.1 | 32.9 | 26.9 | 32.4 | 44.0 |
| <i>Item 8100 Subject C06</i> | <i>N 2184</i> | <i>949</i> | <i>1094</i> | <i>1336</i> | <i>237</i> | <i>427</i> | <i>544</i> | <i>733</i> | <i>480</i> | <i>1637</i> | <i>400</i> | <i>1012</i> | <i>440</i> | <i>261</i> | <i>387</i> | <i>22</i> |
| A15: How much do you agree or disagree with each statement below? | | | | | | | | | | | | | | | | |
| A15A: One sees so few good or happy marriages that one questions it as a way of life (NOTE: This question was omitted in the questionnaires administered in California, beginning in 1997, due to state requirements.) | | | | | | | | | | | | | | | | |
| 1. Disagree | 27.1 | 28.1 | 27.1 | 29.9 | 18.0 | 22.2 | 28.7 | 28.2 | 28.7 | 29.1 | 24.1 | 31.4 | 21.6 | 21.9 | 28.1 | 9.0 |
| 2. Mostly disagree | 17.7 | 19.7 | 15.9 | 19.5 | 14.8 | 15.0 | 18.6 | 18.8 | 16.9 | 19.1 | 12.9 | 17.6 | 16.1 | 21.8 | 16.2 | 40.2 |
| 3. Neither | 27.1 | 29.4 | 25.0 | 26.1 | 28.9 | 30.0 | 26.1 | 25.5 | 29.0 | 26.2 | 28.7 | 25.4 | 29.2 | 27.2 | 29.0 | 20.3 |
| 4. Mostly agree | 17.2 | 13.7 | 20.5 | 15.4 | 19.9 | 19.9 | 15.7 | 17.2 | 16.3 | 16.0 | 21.2 | 15.7 | 20.4 | 20.9 | 14.3 | 23.5 |
| 5. Agree | 10.8 | 9.0 | 11.6 | 9.1 | 18.4 | 12.9 | 11.0 | 10.2 | 9.0 | 9.6 | 13.2 | 9.9 | 12.8 | 8.1 | 12.4 | 6.9 |
| <i>Item 10470 Subject D03</i> | <i>N 1962</i> | <i>848</i> | <i>990</i> | <i>1289</i> | <i>220</i> | <i>424</i> | <i>548</i> | <i>718</i> | <i>272</i> | <i>1460</i> | <i>370</i> | <i>923</i> | <i>402</i> | <i>224</i> | <i>343</i> | <i>22</i> |
| A15B: It is usually a good idea for a couple to live together before getting married in order to find out whether they really get along (NOTE: This question was omitted in the questionnaires administered in California, beginning in 1997, due to state requirements.) | | | | | | | | | | | | | | | | |
| 1. Disagree | 17.7 | 12.5 | 22.1 | 18.8 | 15.6 | 11.8 | 15.1 | 22.7 | 19.0 | 18.8 | 14.5 | 26.5 | 8.9 | 11.8 | 8.8 | 4.2 |
| 2. Mostly disagree | 8.9 | 8.3 | 9.8 | 8.7 | 6.7 | 6.7 | 9.0 | 10.5 | 7.6 | 9.4 | 6.6 | 10.6 | 7.8 | 6.1 | 7.5 | 11.1 |
| 3. Neither | 14.5 | 14.0 | 14.6 | 15.3 | 9.4 | 12.9 | 17.6 | 14.0 | 12.2 | 15.0 | 12.8 | 14.3 | 17.4 | 13.0 | 12.3 | 2.8 |
| 4. Mostly agree | 25.7 | 30.5 | 21.9 | 26.0 | 26.5 | 28.3 | 27.5 | 23.2 | 25.1 | 25.2 | 27.3 | 23.4 | 24.2 | 30.9 | 30.0 | 31.9 |
| 5. Agree | 33.2 | 34.8 | 31.6 | 31.2 | 41.9 | 40.3 | 30.8 | 29.6 | 36.2 | 31.7 | 38.8 | 25.1 | 41.7 | 38.1 | 41.5 | 50.0 |
| <i>Item 10480 Subject D03</i> | <i>N 1980</i> | <i>858</i> | <i>993</i> | <i>1301</i> | <i>224</i> | <i>425</i> | <i>549</i> | <i>733</i> | <i>273</i> | <i>1473</i> | <i>374</i> | <i>932</i> | <i>403</i> | <i>228</i> | <i>347</i> | <i>22</i> |

| QUESTIONNAIRE FORM 4 2002 | TOTAL | SEX | | RACE | | REGION | | | | COLLEGE PLANS? | | ILLICIT DRUG USE: LIFETIME | | | | |
|--|---------------|------|------|-------|-------|--------|------|------|------|-------------------|------|----------------------------|------------------------|--------------|---------------|--------------------|
| | | M | F | White | Black | NE | NC | S | W | Yes | No | None | Mari- juana Only | Few Pills | More Pills | Any Her- oin |
| <i>N (Weighted No. of Cases):</i> | 2227 | 959 | 1101 | 1347 | 239 | 436 | 557 | 747 | 488 | 1646 | 408 | 1023 | 443 | 263 | 389 | 23 |
| <i>% of Weighted Total:</i> | 100.0 | 43.1 | 49.4 | 60.5 | 10.7 | 19.6 | 25.0 | 33.5 | 21.9 | 73.9 | 18.3 | 46.0 | 19.9 | 11.8 | 17.5 | 1.0 |
| A15C: Having a close intimate relationship with only one partner is too restrictive for the average person (NOTE: This question was omitted in the questionnaires administered in California, beginning in 1997, due to state requirements.) | | | | | | | | | | | | | | | | |
| 1. Disagree | 45.5 | 37.2 | 52.7 | 49.6 | 38.8 | 42.7 | 45.9 | 48.0 | 42.1 | 47.1 | 42.6 | 51.5 | 39.3 | 45.2 | 38.3 | 28.1 |
| 2. Mostly disagree | 21.0 | 25.0 | 18.1 | 21.9 | 19.3 | 21.2 | 21.4 | 20.8 | 20.2 | 21.1 | 21.5 | 19.7 | 24.6 | 15.8 | 23.2 | 26.8 |
| 3. Neither | 14.7 | 16.5 | 13.1 | 12.9 | 14.6 | 17.8 | 13.0 | 13.7 | 16.0 | 15.1 | 12.5 | 14.4 | 15.1 | 15.6 | 13.6 | 20.8 |
| 4. Mostly agree | 12.5 | 14.3 | 11.0 | 10.3 | 18.7 | 11.6 | 12.4 | 11.9 | 16.1 | 11.5 | 13.9 | 9.9 | 13.8 | 17.0 | 15.0 | 12.4 |
| 5. Agree | 6.3 | 7.0 | 5.1 | 5.3 | 8.6 | 6.7 | 7.2 | 5.6 | 5.5 | 5.3 | 9.4 | 4.4 | 7.2 | 6.4 | 9.9 | 11.9 |
| <i>Item 10490 Subject D03</i> | <i>N</i> 1979 | 859 | 992 | 1302 | 224 | 425 | 548 | 733 | 273 | 1472 | 374 | 931 | 402 | 228 | 347 | 22 |
| A15D: Being a father and raising children is one of the most fulfilling experiences a man can have | | | | | | | | | | | | | | | | |
| 1. Disagree | 3.4 | 4.0 | 2.1 | 2.6 | 3.5 | 1.8 | 2.4 | 3.8 | 5.5 | 2.7 | 6.2 | 3.4 | 2.9 | 2.9 | 4.1 | 9.7 |
| 2. Mostly disagree | 3.1 | 3.3 | 2.7 | 2.8 | 4.2 | 3.7 | 4.3 | 1.6 | 3.7 | 2.6 | 5.2 | 2.8 | 3.5 | 3.0 | 2.5 | 12.3 |
| 3. Neither | 19.2 | 15.8 | 22.4 | 20.6 | 14.3 | 22.2 | 19.9 | 18.4 | 16.9 | 18.8 | 18.9 | 17.9 | 22.2 | 18.2 | 19.5 | 17.6 |
| 4. Mostly agree | 27.4 | 27.2 | 27.6 | 27.5 | 29.1 | 29.9 | 28.1 | 24.1 | 29.7 | 27.4 | 28.2 | 24.8 | 28.3 | 30.9 | 29.8 | 45.5 |
| 5. Agree | 46.8 | 49.7 | 45.2 | 46.5 | 48.9 | 42.4 | 45.2 | 52.1 | 44.2 | 48.5 | 41.4 | 51.1 | 43.2 | 45.0 | 44.2 | 14.9 |
| <i>Item 10520 Subject D05</i> | <i>N</i> 2168 | 947 | 1081 | 1332 | 232 | 421 | 548 | 726 | 472 | 1626 | 398 | 1015 | 439 | 253 | 381 | 22 |
| A15E: Being a mother and raising children is one of the most fulfilling experiences a woman can have | | | | | | | | | | | | | | | | |
| 1. Disagree | 3.2 | 3.7 | 2.1 | 2.1 | 5.3 | 2.6 | 2.1 | 3.1 | 5.3 | 2.6 | 5.6 | 3.8 | 2.4 | 1.5 | 3.0 | 4.1 |
| 2. Mostly disagree | 3.3 | 2.5 | 3.7 | 3.5 | 2.7 | 4.0 | 3.4 | 2.2 | 4.4 | 3.2 | 3.9 | 3.4 | 3.6 | 2.9 | 2.4 | 8.3 |
| 3. Neither | 16.3 | 23.4 | 9.7 | 16.8 | 10.9 | 17.4 | 16.9 | 14.4 | 17.6 | 14.4 | 18.7 | 12.9 | 19.0 | 19.0 | 19.7 | 10.2 |
| 4. Mostly agree | 24.5 | 21.6 | 27.9 | 26.1 | 22.5 | 26.4 | 26.7 | 24.8 | 19.9 | 25.3 | 23.9 | 24.5 | 24.4 | 26.2 | 24.2 | 45.7 |
| 5. Agree | 52.6 | 48.8 | 56.6 | 51.5 | 58.5 | 49.5 | 51.0 | 55.5 | 52.7 | 54.5 | 47.9 | 55.4 | 50.5 | 50.3 | 50.7 | 31.7 |
| <i>Item 12170 Subject D05</i> | <i>N</i> 2157 | 935 | 1091 | 1323 | 233 | 422 | 540 | 724 | 470 | 1625 | 394 | 1003 | 438 | 257 | 383 | 22 |
| A15F: Most mothers should spend more time with their children than they do now | | | | | | | | | | | | | | | | |
| 1. Disagree | 3.2 | 3.1 | 2.5 | 2.4 | 3.9 | 4.0 | 2.4 | 2.5 | 4.4 | 3.3 | 2.7 | 3.4 | 2.5 | 3.3 | 2.7 | 8.9 |
| 2. Mostly disagree | 4.2 | 4.0 | 4.2 | 4.8 | 3.4 | 5.3 | 6.3 | 3.2 | 2.3 | 4.5 | 3.1 | 4.4 | 4.1 | 4.7 | 3.5 | 3.8 |
| 3. Neither | 22.3 | 28.3 | 17.1 | 22.8 | 21.2 | 22.4 | 25.3 | 20.4 | 21.9 | 22.5 | 20.3 | 20.5 | 24.2 | 15.7 | 28.4 | 36.0 |
| 4. Mostly agree | 36.7 | 35.8 | 38.3 | 38.2 | 31.6 | 36.0 | 34.8 | 36.7 | 39.5 | 38.3 | 34.6 | 36.7 | 36.1 | 42.5 | 37.5 | 18.4 |
| 5. Agree | 33.6 | 28.7 | 38.0 | 31.8 | 39.9 | 32.3 | 31.2 | 37.2 | 31.9 | 31.4 | 39.4 | 35.1 | 33.1 | 33.8 | 27.9 | 32.9 |
| <i>Item 10530 Subject D05</i> | <i>N</i> 2173 | 948 | 1090 | 1334 | 234 | 424 | 548 | 730 | 471 | 1633 | 400 | 1017 | 439 | 261 | 380 | 22 |
| A15G: Most fathers should spend more time with their children than they do now | | | | | | | | | | | | | | | | |
| 1. Disagree | 1.8 | 1.8 | 1.0 | 1.4 | 0.3 | 3.0 | 1.3 | 0.6 | 3.0 | 1.6 | 2.2 | 1.6 | 0.8 | 2.2 | 2.0 | 14.2 |
| 2. Mostly disagree | 2.5 | 1.7 | 2.9 | 2.6 | 2.9 | 3.1 | 3.5 | 2.5 | 1.0 | 2.7 | 2.3 | 3.2 | 1.9 | 1.0 | 1.7 | 10.3 |
| 3. Neither | 17.6 | 22.2 | 13.5 | 18.8 | 12.2 | 19.9 | 21.4 | 13.7 | 17.4 | 17.4 | 17.7 | 15.2 | 19.2 | 13.9 | 23.6 | 38.9 |
| 4. Mostly agree | 35.6 | 37.6 | 34.5 | 38.0 | 24.8 | 36.0 | 33.8 | 34.1 | 39.8 | 36.9 | 32.9 | 34.1 | 35.0 | 44.3 | 37.3 | 13.5 |
| 5. Agree | 42.4 | 36.7 | 48.0 | 39.1 | 59.8 | 38.1 | 40.0 | 49.1 | 38.8 | 41.4 | 44.9 | 45.9 | 43.1 | 38.6 | 35.3 | 23.0 |
| <i>Item 12180 Subject D05</i> | <i>N</i> 2167 | 947 | 1085 | 1331 | 234 | 422 | 546 | 730 | 470 | 1626 | 400 | 1015 | 438 | 258 | 379 | 22 |
| A16: How much TV do you estimate you watch on an average weekday? | | | | | | | | | | | | | | | | |
| 1. None | 4.0 | 4.2 | 4.0 | 4.4 | 2.1 | 4.2 | 3.0 | 4.7 | 3.6 | 4.0 | 3.8 | 3.9 | 3.1 | 4.2 | 5.0 | - |
| 2. Half-hour or less | 16.2 | 15.0 | 16.5 | 18.6 | 11.0 | 15.4 | 17.6 | 15.5 | 16.4 | 16.1 | 15.4 | 16.6 | 13.6 | 18.1 | 15.0 | 13.0 |
| 3. About one hour | 20.6 | 20.1 | 20.9 | 24.5 | 8.7 | 21.4 | 21.0 | 20.3 | 19.8 | 21.4 | 20.5 | 20.3 | 23.6 | 19.9 | 19.0 | 41.0 |
| 4. About two hours | 23.2 | 24.4 | 22.6 | 24.7 | 15.0 | 24.9 | 25.2 | 22.9 | 19.7 | 24.6 | 20.4 | 23.3 | 20.7 | 21.9 | 27.2 | 10.4 |
| 5. About three hours | 15.7 | 16.0 | 15.8 | 13.7 | 22.2 | 14.8 | 15.9 | 14.6 | 18.3 | 15.6 | 15.1 | 15.8 | 16.5 | 14.4 | 16.0 | 6.6 |
| 6. About four hours | 9.2 | 10.1 | 8.1 | 7.2 | 12.9 | 8.8 | 8.2 | 9.8 | 9.8 | 8.8 | 9.4 | 9.1 | 9.4 | 11.4 | 8.0 | 15.3 |
| 7. Five hours or more | 11.2 | 10.3 | 12.0 | 6.8 | 28.1 | 10.5 | 9.2 | 12.2 | 12.4 | 9.5 | 15.3 | 11.0 | 13.0 | 10.1 | 9.8 | 13.8 |
| <i>Item 10550 Subject C07</i> | <i>N</i> 2174 | 942 | 1093 | 1336 | 235 | 426 | 546 | 728 | 474 | 1632 | 401 | 1013 | 438 | 259 | 382 | 22 |

| QUESTIONNAIRE FORM 4 2002 | TOTAL | SEX | | RACE | | REGION | | | | COLLEGE PLANS? | | ILLICIT DRUG USE: LIFETIME | | | | |
|--|---------------|------------|-------------|-------------|------------|------------|------------|------------|------------|-------------------|------------|----------------------------|------------------------|--------------|---------------|--------------------|
| | | M | F | White | Black | NE | NC | S | W | Yes | No | None | Mari- juana Only | Few Pills | More Pills | Any Her- oin |
| <i>N (Weighted No. of Cases):</i> | 2227 | 959 | 1101 | 1347 | 239 | 436 | 557 | 747 | 488 | 1646 | 408 | 1023 | 443 | 263 | 389 | 23 |
| <i>% of Weighted Total:</i> | 100.0 | 43.1 | 49.4 | 60.5 | 10.7 | 19.6 | 25.0 | 33.5 | 21.9 | 73.9 | 18.3 | 46.0 | 19.9 | 11.8 | 17.5 | 1.0 |
| A17: In the past year, how many books have you read just because you wanted to—that is, without their being assigned? | | | | | | | | | | | | | | | | |
| 1. None | 26.9 | 34.2 | 19.6 | 27.4 | 19.7 | 24.6 | 28.3 | 28.1 | 25.6 | 24.7 | 34.3 | 24.3 | 29.6 | 26.2 | 30.4 | 19.8 |
| 2. One | 18.9 | 18.8 | 18.5 | 19.8 | 14.4 | 17.7 | 19.0 | 19.9 | 18.2 | 18.8 | 19.1 | 16.7 | 21.3 | 20.4 | 21.4 | 24.3 |
| 3. Two to five | 36.2 | 30.4 | 42.0 | 34.6 | 42.1 | 38.9 | 37.1 | 32.5 | 38.2 | 37.9 | 32.0 | 36.7 | 37.8 | 37.9 | 33.4 | 25.5 |
| 4. Six to nine | 8.2 | 5.9 | 10.1 | 7.9 | 10.4 | 9.4 | 6.2 | 9.9 | 7.0 | 8.6 | 5.2 | 9.2 | 4.4 | 7.8 | 8.6 | 26.4 |
| 5. Ten or more | 9.7 | 10.7 | 9.7 | 10.3 | 13.5 | 9.4 | 9.4 | 9.5 | 10.9 | 10.0 | 9.4 | 13.1 | 6.9 | 7.6 | 6.2 | 4.0 |
| <i>Item 10560 Subject C07</i> | <i>N 2180</i> | <i>951</i> | <i>1090</i> | <i>1331</i> | <i>236</i> | <i>426</i> | <i>543</i> | <i>731</i> | <i>479</i> | <i>1637</i> | <i>398</i> | <i>1022</i> | <i>439</i> | <i>259</i> | <i>384</i> | <i>23</i> |
| A18: Some people think about what's going on in government very often, and others are not that interested. How much of an interest do you take in government and current events? | | | | | | | | | | | | | | | | |
| 1. No interest at all | 9.3 | 7.5 | 9.9 | 8.9 | 6.8 | 9.6 | 9.1 | 7.9 | 11.5 | 7.4 | 14.6 | 8.5 | 8.1 | 11.8 | 10.2 | 4.7 |
| 2. Very little interest | 21.7 | 19.2 | 24.0 | 20.8 | 25.9 | 19.3 | 23.4 | 20.4 | 23.9 | 20.4 | 27.7 | 19.5 | 23.3 | 26.0 | 22.9 | 23.3 |
| 3. Some interest | 45.1 | 42.9 | 47.3 | 45.4 | 49.5 | 41.8 | 47.0 | 46.6 | 43.4 | 45.9 | 42.0 | 48.4 | 45.6 | 39.6 | 40.3 | 33.1 |
| 4. A lot of interest | 16.9 | 20.1 | 14.3 | 16.4 | 12.7 | 19.9 | 14.1 | 18.0 | 15.6 | 18.9 | 10.0 | 16.0 | 17.2 | 16.1 | 19.5 | 17.3 |
| 5. A very great interest | 7.1 | 10.3 | 4.5 | 8.6 | 5.1 | 9.4 | 6.5 | 7.0 | 5.7 | 7.4 | 5.8 | 7.6 | 5.9 | 6.4 | 7.2 | 21.6 |
| <i>Item 6330 Subject H01, Q08</i> | <i>N 2178</i> | <i>950</i> | <i>1090</i> | <i>1329</i> | <i>236</i> | <i>425</i> | <i>542</i> | <i>732</i> | <i>479</i> | <i>1637</i> | <i>398</i> | <i>1022</i> | <i>439</i> | <i>259</i> | <i>383</i> | <i>23</i> |
| A19: Some people think that there ought to be changes in the amount of influence and power that certain organizations have in our society. Do you think the following organizations should have more influence, less influence, or about the same influence as they have now? | | | | | | | | | | | | | | | | |
| How much influence should there be for . . . | | | | | | | | | | | | | | | | |
| A19A: Large corporations? | | | | | | | | | | | | | | | | |
| 1. Much less | 6.4 | 9.4 | 4.0 | 6.7 | 4.8 | 5.5 | 6.2 | 5.8 | 8.2 | 6.9 | 4.8 | 5.5 | 6.3 | 8.4 | 8.0 | 5.9 |
| 2. Less | 22.1 | 22.1 | 23.1 | 24.5 | 12.8 | 22.4 | 24.0 | 22.0 | 19.8 | 23.9 | 17.0 | 25.9 | 20.4 | 15.8 | 19.3 | 27.6 |
| 3. Same as now | 36.8 | 39.7 | 35.3 | 39.3 | 31.5 | 36.3 | 36.6 | 36.9 | 37.4 | 38.0 | 34.8 | 34.2 | 40.1 | 36.6 | 41.0 | 51.2 |
| 4. More | 9.4 | 9.1 | 9.9 | 7.3 | 19.0 | 9.5 | 8.5 | 9.8 | 10.0 | 8.9 | 12.1 | 10.1 | 7.8 | 13.9 | 6.3 | - |
| 5. Much more | 3.0 | 3.3 | 2.4 | 1.9 | 4.3 | 4.5 | 2.7 | 2.0 | 3.7 | 2.1 | 5.6 | 3.0 | 2.5 | 3.7 | 2.4 | 11.5 |
| 8. No opinion | 22.2 | 16.4 | 25.4 | 20.2 | 27.5 | 21.8 | 22.0 | 23.6 | 20.9 | 20.1 | 25.9 | 21.3 | 22.8 | 21.6 | 22.9 | 3.9 |
| <i>Item 10570 Subject K03</i> | <i>N 2154</i> | <i>943</i> | <i>1079</i> | <i>1319</i> | <i>234</i> | <i>422</i> | <i>537</i> | <i>717</i> | <i>478</i> | <i>1621</i> | <i>396</i> | <i>1015</i> | <i>436</i> | <i>252</i> | <i>382</i> | <i>23</i> |
| A19B: Major labor unions? | | | | | | | | | | | | | | | | |
| 1. Much less | 3.1 | 4.1 | 2.3 | 3.2 | 2.1 | 2.8 | 3.0 | 3.1 | 3.5 | 3.2 | 2.9 | 3.5 | 2.8 | 3.6 | 2.3 | 2.9 |
| 2. Less | 12.1 | 14.5 | 10.2 | 14.6 | 7.7 | 8.9 | 15.1 | 13.7 | 9.0 | 13.0 | 10.9 | 12.7 | 12.4 | 12.6 | 10.9 | 16.8 |
| 3. Same as now | 34.1 | 38.9 | 31.0 | 36.3 | 31.8 | 33.3 | 34.7 | 33.0 | 35.5 | 34.7 | 31.6 | 35.3 | 31.2 | 33.6 | 35.1 | 33.1 |
| 4. More | 20.0 | 18.3 | 21.9 | 18.0 | 20.6 | 22.5 | 18.4 | 18.3 | 22.0 | 20.9 | 17.4 | 18.2 | 22.7 | 23.4 | 19.6 | 25.7 |
| 5. Much more | 5.2 | 5.2 | 5.0 | 3.2 | 7.9 | 8.1 | 3.6 | 4.1 | 6.3 | 4.2 | 8.3 | 5.1 | 5.3 | 3.7 | 6.1 | 4.0 |
| 8. No opinion | 25.5 | 19.1 | 29.6 | 24.7 | 29.9 | 24.4 | 25.2 | 27.7 | 23.7 | 24.0 | 28.8 | 25.1 | 25.7 | 23.0 | 26.0 | 17.5 |
| <i>Item 10580 Subject K03</i> | <i>N 2150</i> | <i>939</i> | <i>1079</i> | <i>1318</i> | <i>234</i> | <i>421</i> | <i>536</i> | <i>716</i> | <i>477</i> | <i>1622</i> | <i>393</i> | <i>1013</i> | <i>436</i> | <i>251</i> | <i>382</i> | <i>23</i> |
| A19C: Churches and religious organizations? | | | | | | | | | | | | | | | | |
| 1. Much less | 8.3 | 10.3 | 6.5 | 9.5 | 2.5 | 8.9 | 8.2 | 7.3 | 9.3 | 8.5 | 7.9 | 6.9 | 6.6 | 11.4 | 10.5 | 10.9 |
| 2. Less | 9.9 | 12.2 | 8.3 | 10.5 | 2.8 | 12.0 | 9.0 | 6.4 | 14.2 | 10.3 | 9.4 | 8.7 | 8.9 | 13.3 | 11.3 | 32.1 |
| 3. Same as now | 28.3 | 30.5 | 26.8 | 27.8 | 20.9 | 31.0 | 29.9 | 22.7 | 32.6 | 29.0 | 27.4 | 27.7 | 34.2 | 23.5 | 28.6 | 19.9 |
| 4. More | 23.3 | 21.8 | 25.2 | 24.3 | 31.0 | 19.8 | 23.3 | 27.2 | 20.3 | 23.6 | 21.2 | 24.5 | 20.2 | 29.7 | 19.3 | 21.7 |
| 5. Much more | 16.9 | 13.2 | 20.6 | 15.9 | 30.0 | 11.2 | 15.8 | 25.6 | 10.3 | 16.6 | 18.7 | 19.9 | 14.5 | 12.8 | 15.2 | 2.9 |
| 8. No opinion | 13.3 | 12.1 | 12.6 | 11.9 | 12.8 | 17.2 | 13.7 | 10.9 | 13.3 | 12.0 | 15.4 | 12.2 | 15.5 | 9.3 | 15.2 | 12.5 |
| <i>Item 10590 Subject G, K03</i> | <i>N 2153</i> | <i>943</i> | <i>1080</i> | <i>1320</i> | <i>234</i> | <i>420</i> | <i>539</i> | <i>718</i> | <i>477</i> | <i>1621</i> | <i>394</i> | <i>1014</i> | <i>436</i> | <i>253</i> | <i>382</i> | <i>23</i> |
| A19D: The national news media (TV, magazines, news services)? | | | | | | | | | | | | | | | | |
| 1. Much less | 11.4 | 13.5 | 10.0 | 13.1 | 8.5 | 8.9 | 14.0 | 11.2 | 10.9 | 12.2 | 9.3 | 13.2 | 9.9 | 7.7 | 11.6 | 6.2 |
| 2. Less | 29.9 | 30.3 | 30.5 | 33.8 | 23.2 | 29.9 | 32.5 | 29.4 | 27.9 | 32.3 | 25.1 | 30.9 | 31.9 | 27.3 | 29.4 | 18.2 |
| 3. Same as now | 32.3 | 32.0 | 34.0 | 31.3 | 36.9 | 33.2 | 28.1 | 36.1 | 30.4 | 32.5 | 33.0 | 31.1 | 33.5 | 34.1 | 33.4 | 49.6 |
| 4. More | 10.1 | 9.2 | 10.5 | 8.3 | 12.3 | 11.1 | 10.5 | 7.7 | 12.5 | 10.2 | 8.9 | 9.1 | 8.7 | 15.0 | 9.9 | 12.6 |
| 5. Much more | 4.6 | 4.3 | 4.7 | 3.3 | 8.2 | 6.2 | 3.1 | 3.7 | 6.2 | 3.9 | 5.7 | 4.8 | 4.5 | 4.6 | 4.2 | 2.9 |
| 8. No opinion | 11.7 | 10.8 | 10.4 | 10.1 | 10.9 | 10.7 | 11.7 | 11.9 | 12.1 | 8.9 | 18.1 | 10.9 | 11.4 | 11.4 | 11.4 | 10.5 |
| <i>Item 10600 Subject K03</i> | <i>N 2152</i> | <i>943</i> | <i>1081</i> | <i>1321</i> | <i>235</i> | <i>421</i> | <i>537</i> | <i>717</i> | <i>476</i> | <i>1619</i> | <i>395</i> | <i>1011</i> | <i>438</i> | <i>254</i> | <i>382</i> | <i>23</i> |

| QUESTIONNAIRE FORM 4 2002 | TOTAL | SEX | | RACE | | REGION | | | | COLLEGE PLANS? | | ILLICIT DRUG USE: LIFETIME | | | | |
|--|----------|-------------|------------|-------------|-------------|------------|------------|------------|------------|-------------------|------|----------------------------|------------------------|--------------|---------------|--------------------|
| | | M | F | White | Black | NE | NC | S | W | Yes | No | None | Mari- juana Only | Few Pills | More Pills | Any Her- oin |
| <i>N (Weighted No. of Cases):</i> | 2227 | 959 | 1101 | 1347 | 239 | 436 | 557 | 747 | 488 | 1646 | 408 | 1023 | 443 | 263 | 389 | 23 |
| <i>% of Weighted Total:</i> | 100.0 | 43.1 | 49.4 | 60.5 | 10.7 | 19.6 | 25.0 | 33.5 | 21.9 | 73.9 | 18.3 | 46.0 | 19.9 | 11.8 | 17.5 | 1.0 |
| A19E: The Presidency and the administration? | | | | | | | | | | | | | | | | |
| 1. Much less | 3.8 | 5.7 | 2.5 | 4.1 | 4.3 | 3.2 | 4.0 | 3.4 | 4.8 | 3.6 | 5.8 | 4.0 | 3.3 | 2.4 | 5.2 | 1.8 |
| 2. Less | 6.7 | 7.5 | 6.1 | 6.9 | 6.3 | 6.9 | 8.2 | 6.1 | 5.6 | 6.4 | 8.8 | 6.4 | 6.2 | 6.1 | 8.7 | 12.6 |
| 3. Same as now | 41.5 | 41.8 | 41.9 | 42.8 | 34.8 | 42.1 | 40.1 | 42.1 | 41.6 | 43.4 | 37.7 | 42.6 | 41.5 | 40.4 | 40.2 | 41.6 |
| 4. More | 22.9 | 23.0 | 24.0 | 25.0 | 21.2 | 23.2 | 22.8 | 23.1 | 22.6 | 24.9 | 13.8 | 23.0 | 24.3 | 28.7 | 19.1 | 24.8 |
| 5. Much more | 9.1 | 9.7 | 8.7 | 8.1 | 16.1 | 8.3 | 8.8 | 10.1 | 8.6 | 8.9 | 9.6 | 9.4 | 8.8 | 8.6 | 9.4 | 6.8 |
| 8. No opinion | 15.9 | 12.3 | 16.8 | 13.1 | 17.3 | 16.2 | 16.0 | 15.2 | 16.7 | 12.8 | 24.4 | 14.6 | 16.0 | 13.8 | 17.5 | 12.5 |
| <i>Item 10610 Subject H04, K03</i> | <i>N</i> | <i>2158</i> | <i>945</i> | <i>1081</i> | <i>1321</i> | <i>234</i> | <i>422</i> | <i>538</i> | <i>719</i> | <i>479</i> | | <i>1623</i> | <i>438</i> | <i>254</i> | <i>382</i> | <i>23</i> |
| A19F: The Congress—that is, the U.S. Senate and House of Representatives? | | | | | | | | | | | | | | | | |
| 1. Much less | 3.4 | 5.6 | 1.8 | 3.6 | 4.0 | 2.7 | 3.3 | 3.2 | 4.2 | 2.7 | 6.3 | 3.1 | 3.3 | 2.5 | 4.9 | 4.7 |
| 2. Less | 5.0 | 5.6 | 4.8 | 5.1 | 5.0 | 5.6 | 5.1 | 4.1 | 5.8 | 4.6 | 7.4 | 4.9 | 4.8 | 5.7 | 4.5 | 21.3 |
| 3. Same as now | 43.9 | 46.0 | 43.3 | 45.5 | 36.5 | 41.4 | 44.0 | 46.5 | 42.0 | 46.1 | 38.3 | 45.7 | 41.7 | 43.5 | 45.0 | 26.1 |
| 4. More | 20.2 | 19.9 | 21.1 | 20.8 | 21.8 | 20.6 | 20.2 | 19.1 | 21.4 | 22.1 | 11.3 | 20.0 | 24.2 | 20.6 | 15.8 | 32.0 |
| 5. Much more | 7.7 | 7.7 | 7.0 | 7.2 | 12.2 | 8.9 | 7.3 | 7.1 | 8.1 | 7.6 | 8.4 | 8.1 | 5.8 | 8.9 | 7.5 | 4.0 |
| 8. No opinion | 19.9 | 15.2 | 22.1 | 17.7 | 20.5 | 20.7 | 20.1 | 20.0 | 18.6 | 16.9 | 28.1 | 18.2 | 20.1 | 18.9 | 22.3 | 11.9 |
| <i>Item 10620 Subject H04, K03</i> | <i>N</i> | <i>2157</i> | <i>946</i> | <i>1081</i> | <i>1321</i> | <i>234</i> | <i>423</i> | <i>538</i> | <i>719</i> | <i>477</i> | | <i>1623</i> | <i>439</i> | <i>254</i> | <i>382</i> | <i>23</i> |
| A19G: The U.S. Supreme Court? | | | | | | | | | | | | | | | | |
| 1. Much less | 2.9 | 4.7 | 1.3 | 3.1 | 3.1 | 1.5 | 3.1 | 2.9 | 3.8 | 2.3 | 5.5 | 2.7 | 2.9 | 1.5 | 4.5 | 1.8 |
| 2. Less | 4.8 | 5.9 | 3.9 | 4.5 | 5.9 | 5.9 | 5.7 | 3.4 | 4.8 | 4.6 | 6.2 | 4.4 | 5.3 | 6.0 | 3.2 | 19.1 |
| 3. Same as now | 43.5 | 46.4 | 42.9 | 45.7 | 31.9 | 45.3 | 40.3 | 45.1 | 43.0 | 44.5 | 41.1 | 43.9 | 42.8 | 43.1 | 45.4 | 40.0 |
| 4. More | 22.0 | 19.6 | 24.2 | 22.3 | 24.4 | 21.0 | 22.4 | 21.9 | 22.4 | 24.3 | 13.2 | 22.2 | 25.0 | 21.8 | 18.4 | 28.7 |
| 5. Much more | 7.5 | 9.2 | 5.8 | 6.4 | 14.8 | 6.1 | 7.6 | 8.2 | 7.5 | 7.4 | 7.6 | 8.3 | 5.6 | 9.0 | 6.1 | 6.6 |
| 8. No opinion | 19.4 | 14.2 | 21.9 | 17.9 | 19.9 | 20.2 | 20.9 | 18.5 | 18.5 | 16.8 | 26.4 | 18.5 | 18.5 | 18.6 | 22.5 | 3.9 |
| <i>Item 10630 Subject H04, K03</i> | <i>N</i> | <i>2153</i> | <i>945</i> | <i>1079</i> | <i>1320</i> | <i>234</i> | <i>420</i> | <i>538</i> | <i>718</i> | <i>477</i> | | <i>1623</i> | <i>436</i> | <i>254</i> | <i>381</i> | <i>23</i> |
| A19H: All the courts and the justice system in general? | | | | | | | | | | | | | | | | |
| 1. Much less | 3.4 | 5.0 | 2.1 | 3.6 | 1.9 | 2.0 | 3.5 | 2.9 | 5.1 | 3.3 | 4.0 | 3.5 | 3.6 | 0.8 | 4.2 | 8.4 |
| 2. Less | 4.9 | 6.9 | 3.3 | 4.8 | 6.0 | 4.0 | 5.7 | 5.2 | 4.2 | 4.2 | 7.9 | 3.4 | 4.8 | 7.2 | 5.9 | 21.4 |
| 3. Same as now | 44.3 | 48.9 | 42.1 | 46.8 | 35.1 | 46.5 | 43.4 | 43.1 | 45.2 | 46.3 | 40.4 | 45.3 | 46.6 | 40.0 | 44.8 | 28.9 |
| 4. More | 21.5 | 18.1 | 25.1 | 20.8 | 24.4 | 22.5 | 20.4 | 22.1 | 21.1 | 22.6 | 17.1 | 21.9 | 22.1 | 27.2 | 16.1 | 33.3 |
| 5. Much more | 7.0 | 6.2 | 6.9 | 6.2 | 11.0 | 7.6 | 6.0 | 7.1 | 7.3 | 7.0 | 5.6 | 7.5 | 5.8 | 7.3 | 6.8 | - |
| 8. No opinion | 19.0 | 15.0 | 20.5 | 17.8 | 21.6 | 17.4 | 21.1 | 19.6 | 17.1 | 16.6 | 24.8 | 18.3 | 17.0 | 17.4 | 22.2 | 7.9 |
| <i>Item 10640 Subject H04, K03</i> | <i>N</i> | <i>2154</i> | <i>944</i> | <i>1080</i> | <i>1320</i> | <i>234</i> | <i>422</i> | <i>535</i> | <i>719</i> | <i>477</i> | | <i>1622</i> | <i>438</i> | <i>253</i> | <i>382</i> | <i>23</i> |
| A19I: The police and other law enforcement agencies? | | | | | | | | | | | | | | | | |
| 1. Much less | 6.5 | 10.2 | 3.5 | 6.7 | 7.9 | 5.6 | 6.2 | 6.5 | 7.4 | 6.1 | 7.3 | 3.9 | 6.5 | 6.1 | 13.0 | 19.7 |
| 2. Less | 9.1 | 10.4 | 8.2 | 8.4 | 8.7 | 7.7 | 9.2 | 7.6 | 12.7 | 9.1 | 10.8 | 7.9 | 8.9 | 9.9 | 11.8 | 14.8 |
| 3. Same as now | 33.9 | 35.0 | 33.9 | 35.2 | 31.1 | 36.5 | 33.9 | 34.4 | 31.0 | 36.5 | 26.1 | 34.0 | 37.9 | 33.8 | 30.5 | 21.6 |
| 4. More | 24.6 | 23.1 | 26.9 | 25.8 | 21.2 | 25.6 | 24.5 | 23.5 | 25.6 | 24.4 | 25.3 | 27.9 | 21.8 | 27.0 | 17.3 | 24.3 |
| 5. Much more | 11.6 | 10.0 | 12.6 | 11.4 | 15.2 | 12.4 | 11.5 | 11.6 | 10.9 | 11.3 | 12.9 | 12.5 | 11.1 | 11.5 | 11.1 | 11.6 |
| 8. No opinion | 14.2 | 11.3 | 15.0 | 12.6 | 16.0 | 12.1 | 14.7 | 16.4 | 12.3 | 12.6 | 17.6 | 13.8 | 13.7 | 11.7 | 16.3 | 7.9 |
| <i>Item 10650 Subject K03</i> | <i>N</i> | <i>2155</i> | <i>945</i> | <i>1080</i> | <i>1321</i> | <i>234</i> | <i>422</i> | <i>537</i> | <i>719</i> | <i>476</i> | | <i>1622</i> | <i>439</i> | <i>254</i> | <i>381</i> | <i>23</i> |
| A19J: The U.S. military? | | | | | | | | | | | | | | | | |
| 1. Much less | 3.2 | 4.2 | 2.4 | 3.2 | 2.7 | 2.5 | 4.1 | 2.3 | 4.4 | 2.8 | 5.1 | 3.0 | 3.2 | 2.6 | 4.1 | 4.0 |
| 2. Less | 6.4 | 6.9 | 5.8 | 5.9 | 7.5 | 6.2 | 4.7 | 4.9 | 10.6 | 6.5 | 6.7 | 5.3 | 8.2 | 6.1 | 5.4 | 29.6 |
| 3. Same as now | 36.4 | 36.6 | 37.0 | 38.7 | 32.8 | 36.9 | 38.4 | 36.4 | 33.8 | 38.7 | 30.7 | 38.3 | 38.1 | 32.4 | 33.1 | 27.3 |
| 4. More | 24.0 | 24.1 | 25.4 | 24.8 | 23.0 | 25.9 | 23.7 | 24.2 | 22.0 | 25.1 | 21.7 | 24.6 | 20.0 | 31.9 | 22.8 | 32.3 |
| 5. Much more | 13.5 | 15.9 | 10.9 | 12.9 | 14.7 | 14.5 | 11.3 | 14.3 | 13.8 | 12.2 | 16.5 | 12.8 | 13.7 | 12.5 | 16.3 | 2.9 |
| 8. No opinion | 16.6 | 12.2 | 18.5 | 14.5 | 19.3 | 14.1 | 17.7 | 17.9 | 15.4 | 14.8 | 19.4 | 16.0 | 16.8 | 14.6 | 18.3 | 3.9 |
| <i>Item 10660 Subject K03, L04</i> | <i>N</i> | <i>2155</i> | <i>945</i> | <i>1079</i> | <i>1320</i> | <i>234</i> | <i>422</i> | <i>538</i> | <i>719</i> | <i>476</i> | | <i>1621</i> | <i>439</i> | <i>254</i> | <i>381</i> | <i>23</i> |
| The next questions ask your views about drugs. | | | | | | | | | | | | | | | | |
| A20: Do you think that people (who are 18 or older) should be prohibited by law from doing each of the following? | | | | | | | | | | | | | | | | |

DESCRIPTIVE RESULTS: 2002

175

| QUESTIONNAIRE FORM 4 2002 | TOTAL | SEX | | RACE | | REGION | | | | COLLEGE PLANS? | | ILLICIT DRUG USE: LIFETIME | | | | |
|--|---------------|-------------|--------------|--------------|-------------|-------------|-------------|-------------|-------------|-------------------|-------------|----------------------------|------------------------|--------------|---------------|--------------------|
| | | M | F | White | Black | NE | NC | S | W | Yes | No | None | Mari- juana Only | Few Pills | More Pills | Any Her- oin |
| <i>N (Weighted No. of Cases):</i> <i>% of Weighted Total:</i> | 2227 100.0 | 959 43.1 | 1101 49.4 | 1347 60.5 | 239 10.7 | 436 19.6 | 557 25.0 | 747 33.5 | 488 21.9 | 1646 73.9 | 408 18.3 | 1023 46.0 | 443 19.9 | 263 11.8 | 389 17.5 | 23 1.0 |
| A20A: Smoking marijuana (pot, weed) in private | | | | | | | | | | | | | | | | |
| 1. No | 46.9 | 52.9 | 41.3 | 45.8 | 46.8 | 53.8 | 44.3 | 42.9 | 49.8 | 46.0 | 51.5 | 28.5 | 58.3 | 61.6 | 71.2 | 75.2 |
| 2. Not sure | 14.7 | 12.3 | 16.4 | 14.1 | 16.8 | 13.3 | 15.0 | 15.7 | 14.0 | 14.0 | 16.7 | 16.3 | 15.3 | 15.2 | 8.7 | 12.3 |
| 3. Yes | 38.4 | 34.8 | 42.3 | 40.0 | 36.4 | 32.9 | 40.7 | 41.4 | 36.1 | 40.0 | 31.8 | 55.2 | 26.4 | 23.1 | 20.1 | 12.5 |
| <i>Item 10780 Subject A13a</i> | <i>N 2169</i> | <i>950</i> | <i>1086</i> | <i>1329</i> | <i>236</i> | <i>421</i> | <i>544</i> | <i>729</i> | <i>475</i> | <i>1633</i> | <i>398</i> | <i>1019</i> | <i>439</i> | <i>259</i> | <i>385</i> | <i>23</i> |
| A20B: Smoking marijuana in public places | | | | | | | | | | | | | | | | |
| 1. No | 20.8 | 26.8 | 14.4 | 20.1 | 22.1 | 23.2 | 19.2 | 18.6 | 23.8 | 18.3 | 29.2 | 11.1 | 23.8 | 23.0 | 37.4 | 45.8 |
| 2. Not sure | 11.6 | 12.3 | 10.4 | 10.4 | 11.8 | 16.4 | 12.4 | 8.9 | 10.5 | 10.8 | 12.4 | 7.4 | 14.5 | 17.1 | 14.8 | 15.9 |
| 3. Yes | 67.6 | 60.9 | 75.3 | 69.4 | 66.1 | 60.4 | 68.4 | 72.5 | 65.7 | 70.9 | 58.4 | 81.5 | 61.7 | 59.9 | 47.8 | 38.4 |
| <i>Item 10790 Subject A13a</i> | <i>N 2168</i> | <i>949</i> | <i>1084</i> | <i>1329</i> | <i>235</i> | <i>421</i> | <i>544</i> | <i>728</i> | <i>475</i> | <i>1631</i> | <i>398</i> | <i>1019</i> | <i>437</i> | <i>259</i> | <i>385</i> | <i>23</i> |
| A20C: Taking LSD in private | | | | | | | | | | | | | | | | |
| 1. No | 22.2 | 25.8 | 18.5 | 19.6 | 25.4 | 26.4 | 18.7 | 21.7 | 23.5 | 21.6 | 24.3 | 15.9 | 22.0 | 22.8 | 34.8 | 45.5 |
| 2. Not sure | 13.6 | 12.2 | 14.4 | 11.4 | 15.0 | 11.9 | 11.5 | 15.3 | 14.8 | 12.7 | 14.2 | 12.7 | 12.3 | 17.2 | 14.7 | 13.9 |
| 3. Yes | 64.2 | 62.1 | 67.1 | 69.0 | 59.6 | 61.6 | 69.8 | 63.0 | 61.7 | 65.7 | 61.5 | 71.4 | 65.7 | 59.9 | 50.5 | 40.6 |
| <i>Item 10800 Subject A13a</i> | <i>N 2162</i> | <i>948</i> | <i>1080</i> | <i>1328</i> | <i>234</i> | <i>421</i> | <i>544</i> | <i>725</i> | <i>473</i> | <i>1626</i> | <i>397</i> | <i>1016</i> | <i>435</i> | <i>258</i> | <i>385</i> | <i>23</i> |
| A20D: Taking LSD in public places | | | | | | | | | | | | | | | | |
| 1. No | 12.4 | 14.8 | 9.4 | 10.7 | 17.8 | 14.2 | 10.9 | 12.3 | 12.9 | 10.7 | 18.1 | 9.4 | 14.2 | 12.1 | 15.6 | 5.6 |
| 2. Not sure | 7.6 | 8.1 | 6.2 | 6.0 | 7.5 | 6.7 | 7.2 | 7.5 | 9.0 | 6.3 | 10.8 | 5.9 | 5.6 | 9.1 | 12.0 | 18.7 |
| 3. Yes | 79.9 | 77.2 | 84.4 | 83.3 | 74.7 | 79.0 | 82.0 | 80.2 | 78.1 | 83.0 | 71.1 | 84.7 | 80.2 | 78.8 | 72.4 | 75.7 |
| <i>Item 10810 Subject A13a</i> | <i>N 2163</i> | <i>947</i> | <i>1083</i> | <i>1329</i> | <i>233</i> | <i>421</i> | <i>541</i> | <i>727</i> | <i>474</i> | <i>1629</i> | <i>398</i> | <i>1015</i> | <i>437</i> | <i>259</i> | <i>384</i> | <i>23</i> |
| A20E: Taking amphetamines (uppers) or barbiturates (downers) in private | | | | | | | | | | | | | | | | |
| 1. No | 26.0 | 28.6 | 23.2 | 24.7 | 24.8 | 28.8 | 22.5 | 25.7 | 27.9 | 24.5 | 32.7 | 17.5 | 24.2 | 25.2 | 46.6 | 55.6 |
| 2. Not sure | 18.0 | 15.5 | 19.7 | 16.2 | 18.1 | 20.6 | 17.6 | 16.7 | 18.2 | 17.5 | 19.1 | 16.8 | 18.2 | 24.1 | 17.7 | 18.4 |
| 3. Yes | 56.0 | 55.9 | 57.1 | 59.1 | 57.1 | 50.6 | 59.9 | 57.5 | 53.8 | 58.0 | 48.1 | 65.7 | 57.5 | 50.7 | 35.8 | 26.0 |
| <i>Item 10820 Subject A13a</i> | <i>N 2164</i> | <i>947</i> | <i>1083</i> | <i>1329</i> | <i>234</i> | <i>420</i> | <i>542</i> | <i>727</i> | <i>475</i> | <i>1629</i> | <i>398</i> | <i>1015</i> | <i>438</i> | <i>258</i> | <i>385</i> | <i>23</i> |
| A20F: Taking amphetamines or barbiturates in public places | | | | | | | | | | | | | | | | |
| 1. No | 14.2 | 16.6 | 11.1 | 12.8 | 20.9 | 15.0 | 12.1 | 14.6 | 15.3 | 13.4 | 17.1 | 10.2 | 15.1 | 10.9 | 22.3 | 28.3 |
| 2. Not sure | 12.2 | 10.9 | 12.6 | 11.1 | 11.9 | 12.9 | 14.5 | 9.9 | 12.6 | 9.8 | 19.9 | 10.2 | 10.6 | 14.5 | 16.8 | 15.3 |
| 3. Yes | 73.6 | 72.6 | 76.3 | 76.2 | 67.2 | 72.2 | 73.3 | 75.5 | 72.1 | 76.8 | 63.0 | 79.6 | 74.3 | 74.6 | 60.9 | 56.4 |
| <i>Item 10830 Subject A13a</i> | <i>N 2165</i> | <i>949</i> | <i>1082</i> | <i>1327</i> | <i>236</i> | <i>421</i> | <i>541</i> | <i>728</i> | <i>475</i> | <i>1630</i> | <i>396</i> | <i>1017</i> | <i>439</i> | <i>259</i> | <i>383</i> | <i>23</i> |
| A20G: Taking heroin in private | | | | | | | | | | | | | | | | |
| 1. No | 18.4 | 19.8 | 16.3 | 15.7 | 21.5 | 20.4 | 14.7 | 18.0 | 21.4 | 17.1 | 22.9 | 15.7 | 17.5 | 18.9 | 22.1 | 40.9 |
| 2. Not sure | 8.0 | 7.9 | 7.4 | 5.8 | 9.4 | 6.0 | 7.3 | 8.5 | 10.1 | 7.3 | 8.0 | 7.6 | 9.2 | 7.1 | 7.7 | 5.5 |
| 3. Yes | 73.6 | 72.3 | 76.3 | 78.5 | 69.1 | 73.6 | 78.0 | 73.5 | 68.5 | 75.6 | 69.1 | 76.7 | 73.3 | 73.9 | 70.3 | 53.5 |
| <i>Item 10840 Subject A13a</i> | <i>N 2167</i> | <i>947</i> | <i>1086</i> | <i>1326</i> | <i>236</i> | <i>420</i> | <i>544</i> | <i>728</i> | <i>475</i> | <i>1632</i> | <i>398</i> | <i>1018</i> | <i>439</i> | <i>257</i> | <i>385</i> | <i>23</i> |
| A20H: Taking heroin in public places | | | | | | | | | | | | | | | | |
| 1. No | 12.3 | 13.9 | 10.0 | 11.0 | 17.1 | 14.3 | 10.8 | 12.2 | 12.5 | 10.5 | 18.2 | 9.7 | 14.6 | 11.7 | 13.5 | 8.7 |
| 2. Not sure | 4.0 | 4.1 | 2.7 | 2.6 | 5.0 | 3.6 | 4.9 | 2.9 | 5.1 | 3.0 | 5.8 | 3.3 | 4.8 | 2.2 | 4.4 | 15.9 |
| 3. Yes | 83.7 | 82.0 | 87.2 | 86.4 | 77.9 | 82.1 | 84.3 | 84.9 | 82.4 | 86.5 | 75.9 | 86.9 | 80.7 | 86.1 | 82.1 | 75.4 |
| <i>Item 10850 Subject A13a</i> | <i>N 2163</i> | <i>946</i> | <i>1083</i> | <i>1325</i> | <i>235</i> | <i>420</i> | <i>543</i> | <i>727</i> | <i>473</i> | <i>1630</i> | <i>394</i> | <i>1014</i> | <i>437</i> | <i>259</i> | <i>385</i> | <i>23</i> |
| A20I: Getting drunk in private | | | | | | | | | | | | | | | | |
| 1. No | 66.4 | 70.7 | 63.1 | 70.2 | 57.4 | 67.7 | 67.3 | 66.7 | 63.8 | 67.8 | 66.6 | 55.4 | 73.4 | 75.2 | 83.3 | 84.0 |
| 2. Not sure | 12.6 | 9.7 | 15.6 | 10.9 | 11.6 | 12.4 | 12.5 | 11.5 | 14.6 | 11.8 | 15.1 | 17.6 | 9.3 | 10.5 | 4.9 | 5.5 |
| 3. Yes | 21.0 | 19.6 | 21.4 | 18.9 | 30.9 | 19.9 | 20.2 | 21.7 | 21.6 | 20.4 | 18.3 | 27.0 | 17.3 | 14.3 | 11.8 | 10.5 |
| <i>Item 10860 Subject A13a</i> | <i>N 2168</i> | <i>950</i> | <i>1084</i> | <i>1328</i> | <i>235</i> | <i>421</i> | <i>544</i> | <i>728</i> | <i>475</i> | <i>1632</i> | <i>397</i> | <i>1018</i> | <i>437</i> | <i>260</i> | <i>385</i> | <i>23</i> |
| A20J: Getting drunk in public places | | | | | | | | | | | | | | | | |
| 1. No | 33.2 | 37.5 | 29.0 | 35.4 | 29.8 | 35.6 | 34.2 | 32.0 | 31.6 | 32.5 | 36.4 | 20.8 | 42.5 | 41.9 | 48.3 | 46.7 |
| 2. Not sure | 18.2 | 17.2 | 19.0 | 17.4 | 14.0 | 20.9 | 19.5 | 15.3 | 18.9 | 16.8 | 23.0 | 16.9 | 21.0 | 20.4 | 17.6 | 10.1 |
| 3. Yes | 48.6 | 45.3 | 52.1 | 47.2 | 56.2 | 43.5 | 46.3 | 52.8 | 49.6 | 50.7 | 40.6 | 62.3 | 36.5 | 37.6 | 34.1 | 43.2 |
| <i>Item 10870 Subject A13a</i> | <i>N 2166</i> | <i>947</i> | <i>1085</i> | <i>1328</i> | <i>235</i> | <i>421</i> | <i>544</i> | <i>727</i> | <i>475</i> | <i>1631</i> | <i>398</i> | <i>1017</i> | <i>438</i> | <i>259</i> | <i>385</i> | <i>23</i> |

| QUESTIONNAIRE FORM 4 2002 | TOTAL | SEX | | RACE | | REGION | | | | COLLEGE PLANS? | | ILLICIT DRUG USE: LIFETIME | | | | |
|---|---------------|------------|-------------|-------------|------------|------------|------------|------------|------------|-------------------|------------|----------------------------|------------------------|--------------|---------------|--------------------|
| | | M | F | White | Black | NE | NC | S | W | Yes | No | None | Mari- juana Only | Few Pills | More Pills | Any Her- oin |
| <i>N (Weighted No. of Cases):</i> | 2227 | 959 | 1101 | 1347 | 239 | 436 | 557 | 747 | 488 | 1646 | 408 | 1023 | 443 | 263 | 389 | 23 |
| <i>% of Weighted Total:</i> | 100.0 | 43.1 | 49.4 | 60.5 | 10.7 | 19.6 | 25.0 | 33.5 | 21.9 | 73.9 | 18.3 | 46.0 | 19.9 | 11.8 | 17.5 | 1.0 |
| A20K: Smoking tobacco in certain specified public places | | | | | | | | | | | | | | | | |
| 1. No | 40.6 | 43.7 | 36.7 | 44.7 | 29.9 | 43.6 | 38.6 | 44.6 | 34.3 | 40.1 | 44.6 | 29.4 | 46.8 | 45.6 | 58.2 | 58.8 |
| 2. Not sure | 15.6 | 12.6 | 17.4 | 12.0 | 19.4 | 11.5 | 18.5 | 13.6 | 18.9 | 14.2 | 19.6 | 14.8 | 18.3 | 19.0 | 10.3 | 25.2 |
| 3. Yes | 43.8 | 43.7 | 46.0 | 43.3 | 50.7 | 44.9 | 42.9 | 41.8 | 46.9 | 45.7 | 35.8 | 55.8 | 35.0 | 35.4 | 31.5 | 16.0 |
| <i>Item 10760 Subject A13a</i> | <i>N</i> 2169 | <i>951</i> | <i>1084</i> | <i>1328</i> | <i>236</i> | <i>421</i> | <i>544</i> | <i>728</i> | <i>476</i> | <i>1632</i> | <i>398</i> | <i>1019</i> | <i>439</i> | <i>259</i> | <i>384</i> | <i>23</i> |
| A21: In particular, there has been a great deal of public debate about whether marijuana use should be legal. Which of the following policies would you favor? | | | | | | | | | | | | | | | | |
| 1. Using marijuana should be entirely legal | 30.8 | 38.4 | 23.3 | 30.9 | 24.8 | 35.5 | 27.3 | 29.4 | 32.7 | 29.6 | 35.5 | 14.1 | 41.7 | 45.0 | 50.8 | 60.3 |
| 2. It should be a minor violation—like a parking ticket—but not a crime | 24.2 | 22.7 | 26.2 | 22.1 | 36.1 | 24.1 | 22.2 | 23.9 | 26.9 | 25.3 | 22.2 | 21.2 | 26.8 | 27.2 | 27.4 | 31.9 |
| 3. It should be a crime | 29.1 | 26.3 | 32.0 | 32.8 | 21.9 | 25.1 | 34.4 | 32.2 | 22.1 | 30.3 | 25.5 | 44.5 | 15.5 | 18.7 | 11.9 | 7.8 |
| 4. Don't know | 15.9 | 12.6 | 18.6 | 14.3 | 17.2 | 15.3 | 16.1 | 14.5 | 18.2 | 14.9 | 16.8 | 20.2 | 16.0 | 9.1 | 9.9 | - |
| <i>Item 10880 Subject A13b</i> | <i>N</i> 2161 | <i>944</i> | <i>1086</i> | <i>1326</i> | <i>236</i> | <i>421</i> | <i>541</i> | <i>727</i> | <i>471</i> | <i>1632</i> | <i>393</i> | <i>1018</i> | <i>437</i> | <i>259</i> | <i>383</i> | <i>23</i> |
| A22: If it were legal for people to USE marijuana, should it also be legal to SELL marijuana? | | | | | | | | | | | | | | | | |
| 1. No | 29.1 | 28.3 | 30.0 | 29.6 | 29.8 | 26.6 | 31.4 | 29.9 | 27.2 | 29.0 | 28.9 | 38.5 | 21.5 | 23.0 | 18.6 | 6.4 |
| 2. Yes, but only to adults | 43.6 | 48.1 | 39.9 | 44.8 | 40.7 | 44.6 | 43.4 | 43.9 | 42.6 | 44.4 | 42.8 | 34.7 | 50.9 | 50.3 | 52.9 | 72.5 |
| 3. Yes, to anyone | 13.6 | 14.0 | 13.2 | 12.6 | 15.5 | 14.6 | 11.3 | 13.0 | 16.2 | 13.2 | 13.8 | 11.3 | 12.9 | 13.4 | 20.3 | 15.3 |
| 4. Don't know | 13.7 | 9.6 | 16.9 | 13.0 | 14.0 | 14.1 | 13.8 | 13.2 | 14.0 | 13.4 | 14.5 | 15.5 | 14.7 | 13.2 | 8.2 | 5.7 |
| <i>Item 10890 Subject A13b</i> | <i>N</i> 2156 | <i>943</i> | <i>1086</i> | <i>1326</i> | <i>234</i> | <i>418</i> | <i>540</i> | <i>727</i> | <i>469</i> | <i>1630</i> | <i>392</i> | <i>1018</i> | <i>437</i> | <i>259</i> | <i>383</i> | <i>23</i> |
| A23: If marijuana were legal to use and legally available, which of the following would you be most likely to do? | | | | | | | | | | | | | | | | |
| 1. Not use it, even if it were legal and available | 58.6 | 51.5 | 66.3 | 58.5 | 66.3 | 53.0 | 62.4 | 61.6 | 54.4 | 60.4 | 54.6 | 84.4 | 39.7 | 44.3 | 24.7 | 20.5 |
| 2. Try it | 8.4 | 8.8 | 8.2 | 8.5 | 4.7 | 9.0 | 9.5 | 6.6 | 9.3 | 8.7 | 8.3 | 8.5 | 6.2 | 8.9 | 9.0 | 16.3 |
| 3. Use it about as often as I do now | 17.2 | 20.9 | 13.2 | 18.5 | 14.6 | 24.6 | 13.7 | 15.1 | 17.9 | 16.8 | 18.2 | 0.5 | 33.0 | 29.5 | 34.7 | 34.7 |
| 4. Use it more often than I do now | 7.1 | 8.9 | 5.1 | 7.5 | 4.7 | 6.0 | 5.7 | 8.2 | 7.9 | 6.7 | 9.4 | 0.3 | 7.6 | 11.3 | 20.7 | 28.6 |
| 5. Use it less than I do now | 1.7 | 2.6 | 1.2 | 1.8 | 1.7 | 1.5 | 1.8 | 1.9 | 1.5 | 1.5 | 1.7 | 0.2 | 2.3 | 2.0 | 5.3 | - |
| 6. Don't know | 7.0 | 7.3 | 6.1 | 5.2 | 8.0 | 5.8 | 6.8 | 6.6 | 8.9 | 5.9 | 7.9 | 6.2 | 11.3 | 4.0 | 5.7 | - |
| <i>Item 10900 Subject A13b</i> | <i>N</i> 2150 | <i>939</i> | <i>1083</i> | <i>1323</i> | <i>235</i> | <i>419</i> | <i>539</i> | <i>726</i> | <i>467</i> | <i>1627</i> | <i>391</i> | <i>1017</i> | <i>434</i> | <i>257</i> | <i>382</i> | <i>23</i> |
| The next questions ask about a number of different things. | | | | | | | | | | | | | | | | |
| D01A: Think about the kinds of paid jobs that people your age usually have. If you could work just the number of hours that you wanted, how many hours per week would you PREFER to work during the school year? | | | | | | | | | | | | | | | | |
| 1. None | 7.2 | 7.0 | 6.9 | 7.7 | 8.9 | 7.3 | 11.2 | 5.4 | 5.0 | 7.2 | 7.1 | 7.4 | 5.9 | 5.3 | 6.6 | 6.6 |
| 2. 5 or less hours | 3.5 | 3.0 | 3.6 | 2.9 | 3.4 | 3.9 | 3.8 | 2.5 | 4.2 | 3.5 | 3.9 | 4.0 | 3.1 | 2.5 | 2.9 | 5.5 |
| 3. 6-10 | 10.4 | 8.5 | 12.0 | 10.9 | 8.3 | 10.4 | 11.0 | 9.1 | 11.6 | 11.0 | 6.5 | 11.3 | 10.5 | 11.1 | 8.1 | 5.8 |
| 4. 11-15 | 15.3 | 14.5 | 16.9 | 16.4 | 13.0 | 16.3 | 16.6 | 14.0 | 14.8 | 17.2 | 8.6 | 18.5 | 14.0 | 14.7 | 10.1 | 11.0 |
| 5. 16-20 | 22.9 | 22.1 | 24.3 | 25.3 | 17.2 | 21.9 | 20.0 | 26.4 | 21.5 | 24.7 | 16.3 | 22.8 | 22.9 | 24.6 | 23.5 | 26.6 |
| 6. 21-25 | 15.4 | 16.0 | 14.6 | 14.2 | 17.1 | 14.1 | 17.2 | 14.3 | 16.0 | 15.5 | 16.3 | 14.5 | 14.9 | 11.9 | 21.2 | 14.5 |
| 7. 26-30 | 9.6 | 10.5 | 8.7 | 9.3 | 13.0 | 10.2 | 9.7 | 9.7 | 8.8 | 8.2 | 15.3 | 8.1 | 10.7 | 8.6 | 13.2 | 8.3 |
| 8. 31 or more hours | 10.3 | 13.0 | 7.5 | 8.9 | 11.2 | 10.3 | 7.3 | 11.8 | 11.6 | 7.4 | 21.0 | 8.1 | 10.8 | 15.5 | 10.5 | 17.6 |
| 9. Don't know, can't say | 5.5 | 5.4 | 5.5 | 4.2 | 7.8 | 5.5 | 3.2 | 6.7 | 6.4 | 5.3 | 5.0 | 5.3 | 7.2 | 5.7 | 4.0 | 4.0 |
| <i>Item 25800 Subject C04</i> | <i>N</i> 2034 | <i>902</i> | <i>1041</i> | <i>1315</i> | <i>207</i> | <i>369</i> | <i>528</i> | <i>695</i> | <i>441</i> | <i>1591</i> | <i>391</i> | <i>964</i> | <i>402</i> | <i>246</i> | <i>367</i> | <i>23</i> |

DESCRIPTIVE RESULTS: 2002

177

| QUESTIONNAIRE FORM 4 2002 | TOTAL | SEX | | RACE | | REGION | | | | COLLEGE PLANS? | | ILLCIT DRUG USE: LIFETIME | | | | | |
|---|-----------|-------------|------------|-------------|-------------|------------|------------|------------|------------|-------------------|-------------|---------------------------|------------------------|--------------|---------------|--------------------|-----------|
| | | M | F | White | Black | NE | NC | S | W | Yes | No | None | Mari- juana Only | Few Pills | More Pills | Any Her- oin | |
| <i>N (Weighted No. of Cases):</i> | 2227 | 959 | 1101 | 1347 | 239 | 436 | 557 | 747 | 488 | 1646 | 408 | 1023 | 443 | 263 | 389 | 23 | |
| <i>% of Weighted Total:</i> | 100.0 | 43.1 | 49.4 | 60.5 | 10.7 | 19.6 | 25.0 | 33.5 | 21.9 | 73.9 | 18.3 | 46.0 | 19.9 | 11.8 | 17.5 | 1.0 | |
| D01B: How many hours per week do you think your PARENTS would prefer that you work in a paid job during the school year? | | | | | | | | | | | | | | | | | |
| 1. None | 11.2 | 9.3 | 12.4 | 10.1 | 11.6 | 9.0 | 10.9 | 11.1 | 13.5 | 12.3 | 7.2 | 12.9 | 7.7 | 7.9 | 10.9 | 15.4 | |
| 2. 5 or less hours | 5.8 | 4.7 | 6.5 | 5.0 | 6.5 | 5.4 | 5.4 | 4.8 | 8.0 | 6.3 | 3.9 | 6.4 | 4.6 | 7.4 | 4.2 | 5.5 | |
| 3. 6-10 | 9.5 | 7.1 | 11.3 | 10.2 | 8.1 | 11.2 | 11.8 | 8.7 | 6.4 | 10.2 | 6.2 | 11.0 | 8.5 | 6.4 | 9.5 | 4.9 | |
| 4. 11-15 | 14.5 | 14.2 | 15.8 | 16.0 | 9.3 | 16.2 | 13.7 | 13.9 | 14.9 | 15.9 | 9.2 | 14.2 | 17.5 | 14.4 | 12.7 | 24.4 | |
| 5. 16-20 | 20.9 | 20.5 | 21.1 | 22.2 | 26.6 | 18.5 | 19.8 | 24.5 | 18.7 | 21.0 | 20.7 | 21.7 | 22.6 | 18.3 | 20.5 | 5.3 | |
| 6. 21-25 | 9.8 | 9.7 | 9.6 | 9.3 | 9.3 | 9.6 | 11.2 | 9.3 | 9.0 | 9.3 | 12.1 | 9.6 | 9.5 | 9.4 | 10.8 | 8.2 | |
| 7. 26-30 | 6.3 | 6.8 | 5.7 | 5.8 | 7.6 | 6.3 | 6.1 | 6.3 | 6.3 | 5.8 | 8.7 | 4.1 | 9.2 | 9.2 | 6.8 | 10.3 | |
| 8. 31 or more hours | 8.0 | 11.3 | 5.0 | 7.5 | 5.1 | 10.2 | 6.2 | 7.5 | 9.3 | 5.4 | 16.6 | 5.9 | 6.0 | 12.0 | 11.5 | 20.3 | |
| 9. Don't know, can't say | 14.1 | 16.3 | 12.6 | 13.9 | 16.0 | 13.6 | 15.0 | 13.9 | 13.8 | 13.6 | 15.4 | 14.2 | 14.3 | 15.2 | 13.1 | 5.8 | |
| <i>Item 25810 Subject C04, M03</i> | <i>N</i> | <i>2034</i> | <i>901</i> | <i>1041</i> | <i>1316</i> | <i>205</i> | <i>370</i> | <i>528</i> | <i>695</i> | <i>441</i> | <i>1591</i> | <i>390</i> | <i>962</i> | <i>401</i> | <i>247</i> | <i>368</i> | <i>23</i> |
| D02A: Which best describes your recent employment experience? | | | | | | | | | | | | | | | | | |
| 1. I have a paid job right now | 59.9 | 57.2 | 61.7 | 62.5 | 54.1 | 64.5 | 64.0 | 58.6 | 53.0 | 59.9 | 58.7 | 57.2 | 61.9 | 61.6 | 63.1 | 43.8 | |
| 2. No paid job now, but I had one during the past 3 months | 11.6 | 12.9 | 10.0 | 12.2 | 15.2 | 12.7 | 12.2 | 11.6 | 10.2 | 11.7 | 12.5 | 9.4 | 14.6 | 10.1 | 14.5 | 24.6 | |
| 3. No paid job in the past 3 months—GO TO Q.D10 | 17.9 | 19.2 | 17.4 | 17.4 | 19.6 | 16.5 | 16.9 | 18.1 | 20.1 | 17.4 | 21.2 | 19.1 | 15.1 | 21.1 | 16.8 | 23.2 | |
| 4. Never had a paid job—GO TO Q.D10 | 10.5 | 10.7 | 10.9 | 8.0 | 11.2 | 6.4 | 6.9 | 11.7 | 16.6 | 11.0 | 7.6 | 14.3 | 8.5 | 7.2 | 5.6 | 8.4 | |
| <i>Item 21530 Subject C01</i> | <i>N</i> | <i>2017</i> | <i>896</i> | <i>1031</i> | <i>1309</i> | <i>203</i> | <i>369</i> | <i>525</i> | <i>686</i> | <i>437</i> | <i>1582</i> | <i>382</i> | <i>959</i> | <i>397</i> | <i>242</i> | <i>364</i> | <i>23</i> |
| D02B: Which of the job categories below comes closest to the kind of work you have done for pay on your current (or most recent) job? (If more than one kind of work, choose the one where you worked the most hours. Do not include work around the house.) | | | | | | | | | | | | | | | | | |
| 01. Have not worked for pay | 1.3 | 1.7 | 0.6 | 0.6 | 2.2 | 0.6 | 0.6 | 1.5 | 2.4 | 1.1 | 1.6 | 0.9 | 0.4 | - | 1.5 | 4.5 | |
| 02. Lawn or yard work | 3.4 | 7.0 | 0.2 | 3.4 | 3.5 | 2.9 | 3.0 | 3.9 | 3.7 | 2.8 | 5.4 | 3.2 | 1.2 | 7.9 | 3.0 | 12.6 | |
| 03. Fast food worker | 10.4 | 11.5 | 8.9 | 9.5 | 16.2 | 7.6 | 12.2 | 11.2 | 9.4 | 9.8 | 12.1 | 9.6 | 9.5 | 15.0 | 8.2 | 29.3 | |
| 04. Waiter or waitress | 6.8 | 3.3 | 10.1 | 8.2 | 2.0 | 7.9 | 6.6 | 7.3 | 4.8 | 7.2 | 5.6 | 5.4 | 7.6 | 9.8 | 6.2 | 7.2 | |
| 05. Other restaurant worker | 9.7 | 10.9 | 9.2 | 9.5 | 7.7 | 12.5 | 11.1 | 7.7 | 8.1 | 9.2 | 11.6 | 6.7 | 13.2 | 9.4 | 13.0 | 4.7 | |
| 06. Newspaper route | 0.2 | 0.3 | 0.2 | 0.4 | - | 0.6 | - | 0.2 | 0.2 | 0.3 | - | 0.5 | - | - | 0.2 | - | |
| 07. Babysitting or childcare | 6.0 | 1.5 | 9.9 | 5.7 | 5.2 | 4.3 | 6.4 | 5.6 | 7.6 | 7.0 | 2.4 | 6.6 | 3.8 | 8.7 | 5.6 | - | |
| 08. Farm or agricultural work | 2.3 | 3.9 | 0.9 | 3.1 | 0.4 | 1.0 | 4.7 | 1.6 | 1.4 | 1.9 | 4.1 | 4.1 | 1.3 | 0.5 | 0.3 | 6.7 | |
| 09. Store clerk or salesperson | 25.2 | 20.8 | 29.0 | 25.5 | 27.5 | 29.0 | 25.2 | 23.9 | 23.5 | 26.2 | 21.7 | 27.3 | 27.9 | 21.7 | 23.1 | 3.1 | |
| 10. Office or clerical | 7.4 | 2.8 | 11.4 | 6.5 | 10.5 | 7.4 | 7.3 | 9.0 | 5.0 | 8.6 | 3.7 | 8.3 | 7.0 | 5.5 | 6.9 | 3.5 | |
| 11. Odd jobs | 1.6 | 2.3 | 1.1 | 2.0 | 1.4 | 3.2 | 1.6 | 1.5 | 0.2 | 1.7 | 1.3 | 1.8 | 1.4 | 0.7 | 1.8 | 5.3 | |
| 12. Other | 25.8 | 34.0 | 18.5 | 25.5 | 23.4 | 22.8 | 21.4 | 26.6 | 33.7 | 24.2 | 30.3 | 25.8 | 26.6 | 20.7 | 30.4 | 22.9 | |
| <i>Item 25160 Subject C01</i> | <i>N†</i> | <i>1400</i> | <i>623</i> | <i>708</i> | <i>939</i> | <i>141</i> | <i>282</i> | <i>382</i> | <i>458</i> | <i>279</i> | <i>1091</i> | <i>273</i> | <i>619</i> | <i>293</i> | <i>179</i> | <i>264</i> | <i>19</i> |
| D02C: All things considered, how satisfied are (were) you with that job? | | | | | | | | | | | | | | | | | |
| 1. Completely dissatisfied | 5.6 | 5.9 | 4.7 | 3.7 | 8.3 | 5.6 | 4.0 | 5.7 | 7.9 | 4.7 | 9.7 | 4.4 | 5.4 | 8.7 | 5.6 | 4.7 | |
| 2. Quite dissatisfied | 10.4 | 11.3 | 9.6 | 8.6 | 12.0 | 10.9 | 9.5 | 9.4 | 12.9 | 10.5 | 9.6 | 9.0 | 11.6 | 10.8 | 10.7 | 23.9 | |
| 3. Somewhat dissatisfied | 9.4 | 10.3 | 9.1 | 9.4 | 7.5 | 8.5 | 10.2 | 9.3 | 9.1 | 9.7 | 7.8 | 9.1 | 9.9 | 13.7 | 5.9 | 6.1 | |
| 4. Neither or mixed feelings | 13.7 | 14.5 | 12.9 | 13.3 | 16.2 | 11.9 | 15.0 | 12.7 | 15.2 | 12.7 | 17.2 | 13.5 | 13.7 | 8.7 | 17.3 | 25.4 | |
| 5. Somewhat satisfied | 22.6 | 21.8 | 22.8 | 22.5 | 24.2 | 24.2 | 19.0 | 23.6 | 24.5 | 22.2 | 20.6 | 21.1 | 26.5 | 17.7 | 25.0 | 22.2 | |
| 6. Quite satisfied | 26.5 | 24.0 | 28.9 | 30.6 | 17.2 | 26.5 | 30.6 | 27.0 | 19.5 | 28.1 | 22.3 | 29.6 | 23.0 | 29.1 | 23.3 | 17.7 | |
| 7. Completely satisfied | 11.9 | 12.2 | 12.0 | 11.8 | 14.6 | 12.5 | 11.7 | 12.3 | 10.8 | 12.0 | 12.8 | 13.4 | 9.8 | 11.3 | 12.2 | - | |
| <i>Item 10910 Subject C01, P02</i> | <i>N†</i> | <i>1342</i> | <i>593</i> | <i>692</i> | <i>915</i> | <i>129</i> | <i>267</i> | <i>374</i> | <i>443</i> | <i>258</i> | <i>1043</i> | <i>260</i> | <i>601</i> | <i>274</i> | <i>168</i> | <i>267</i> | <i>14</i> |
| The next questions are about your present or most recent paid job. (If you presently hold more than one paid job, answer for the more important one.) | | | | | | | | | | | | | | | | | |

| QUESTIONNAIRE FORM 4 2002 | TOTAL | SEX | | RACE | | REGION | | | | COLLEGE PLANS? | | ILLICIT DRUG USE: LIFETIME | | | | | |
|---|-----------|-------------|------------|------------|-------------|------------|------------|------------|------------|-------------------|-------------|----------------------------|------------------------|--------------|---------------|--------------------|-----------|
| | | M | F | White | Black | NE | NC | S | W | Yes | No | None | Mari- juana Only | Few Pills | More Pills | Any Her- oin | |
| <i>N (Weighted No. of Cases):</i> | 2227 | 959 | 1101 | 1347 | 239 | 436 | 557 | 747 | 488 | 1646 | 408 | 1023 | 443 | 263 | 389 | 23 | |
| <i>% of Weighted Total:</i> | 100.0 | 43.1 | 49.4 | 60.5 | 10.7 | 19.6 | 25.0 | 33.5 | 21.9 | 73.9 | 18.3 | 46.0 | 19.9 | 11.8 | 17.5 | 1.0 | |
| D03: On the average, how many hours per week do (did) you work on this particular job? | | | | | | | | | | | | | | | | | |
| 1. 5 or less hours | 8.5 | 8.8 | 8.0 | 7.9 | 9.5 | 5.0 | 9.3 | 9.1 | 9.9 | 9.0 | 6.3 | 10.5 | 5.8 | 6.7 | 6.9 | 15.2 | |
| 2. 6 to 10 hours | 12.4 | 9.3 | 15.1 | 13.2 | 13.6 | 13.4 | 15.7 | 11.8 | 8.1 | 13.1 | 10.4 | 15.9 | 10.1 | 11.9 | 8.2 | 9.8 | |
| 3. 11 to 15 hours | 16.0 | 13.4 | 19.3 | 15.6 | 19.2 | 19.6 | 15.2 | 13.5 | 18.0 | 17.5 | 10.5 | 17.0 | 16.9 | 19.3 | 12.8 | 3.5 | |
| 4. 16 to 20 hours | 22.4 | 21.4 | 23.5 | 22.6 | 22.0 | 18.3 | 22.7 | 23.0 | 25.2 | 23.1 | 21.7 | 22.2 | 19.3 | 17.3 | 28.7 | 18.3 | |
| 5. 21 to 25 hours | 17.6 | 17.4 | 17.3 | 17.9 | 17.7 | 17.8 | 18.7 | 19.3 | 13.0 | 16.7 | 19.1 | 12.7 | 24.7 | 20.2 | 20.1 | 19.1 | |
| 6. 26 to 30 hours | 10.2 | 10.3 | 9.8 | 10.0 | 3.6 | 10.9 | 7.8 | 9.1 | 14.9 | 9.8 | 12.2 | 10.2 | 11.8 | 9.0 | 9.3 | 12.8 | |
| 7. 31 to 35 hours | 6.6 | 9.4 | 4.2 | 5.7 | 11.2 | 7.3 | 6.2 | 8.3 | 3.4 | 4.9 | 12.6 | 5.0 | 7.7 | 5.3 | 9.0 | 5.3 | |
| 8. 36 or more hours | 6.2 | 10.0 | 2.8 | 7.1 | 3.3 | 7.7 | 4.3 | 6.0 | 7.5 | 5.9 | 7.1 | 6.4 | 3.7 | 10.3 | 4.9 | 15.9 | |
| <i>Item 21540 Subject C01</i> | <i>N†</i> | <i>1498</i> | <i>663</i> | <i>757</i> | <i>1004</i> | <i>148</i> | <i>293</i> | <i>408</i> | <i>501</i> | <i>296</i> | <i>1162</i> | <i>297</i> | <i>656</i> | <i>316</i> | <i>187</i> | <i>292</i> | <i>19</i> |
| D04: About how old is (was) your supervisor? | | | | | | | | | | | | | | | | | |
| 1. Age 20 or younger | 2.5 | 2.5 | 1.9 | 1.7 | 4.4 | 2.3 | 2.5 | 2.7 | 2.1 | 1.7 | 5.9 | 1.5 | 3.0 | 3.4 | 1.7 | 4.8 | |
| 2. 21 to 25 | 12.1 | 9.8 | 13.7 | 13.2 | 9.8 | 12.0 | 13.6 | 11.7 | 10.7 | 13.1 | 9.4 | 8.6 | 16.3 | 14.0 | 14.6 | 15.7 | |
| 3. 26 to 30 | 18.5 | 16.4 | 19.9 | 18.1 | 21.0 | 16.7 | 18.7 | 17.1 | 22.3 | 18.0 | 19.3 | 18.8 | 17.0 | 17.0 | 21.0 | 22.9 | |
| 4. 31 or older | 67.0 | 71.3 | 64.5 | 66.9 | 64.8 | 69.0 | 65.2 | 68.5 | 64.9 | 67.2 | 65.4 | 71.1 | 63.7 | 65.6 | 62.7 | 56.6 | |
| <i>Item 21550 Subject C01, M02</i> | <i>N†</i> | <i>1463</i> | <i>643</i> | <i>743</i> | <i>987</i> | <i>135</i> | <i>289</i> | <i>406</i> | <i>478</i> | <i>290</i> | <i>1139</i> | <i>286</i> | <i>644</i> | <i>307</i> | <i>180</i> | <i>288</i> | <i>19</i> |
| D05: How many of the other workers are within 2 or 3 years of your own age? | | | | | | | | | | | | | | | | | |
| 1. None | 19.7 | 18.5 | 20.9 | 19.0 | 17.1 | 19.2 | 17.7 | 20.7 | 21.2 | 20.5 | 18.3 | 23.7 | 16.6 | 15.2 | 16.6 | 30.7 | |
| 2. A few | 25.8 | 27.0 | 25.2 | 24.7 | 32.9 | 22.6 | 27.4 | 24.7 | 28.3 | 24.5 | 29.3 | 26.3 | 26.9 | 27.4 | 22.4 | 6.7 | |
| 3. About half | 22.2 | 20.7 | 22.9 | 22.4 | 18.4 | 23.2 | 20.7 | 23.9 | 20.6 | 21.7 | 24.4 | 19.8 | 25.0 | 22.0 | 24.6 | 23.6 | |
| 4. Most | 15.4 | 15.9 | 14.4 | 16.1 | 19.6 | 18.3 | 15.1 | 16.4 | 11.1 | 15.7 | 13.2 | 12.8 | 16.0 | 15.8 | 19.2 | 24.6 | |
| 5. Nearly all | 11.1 | 11.2 | 11.5 | 12.0 | 8.3 | 11.0 | 13.1 | 9.5 | 11.0 | 11.7 | 9.3 | 10.5 | 10.3 | 12.4 | 13.4 | 4.4 | |
| 6. All | 5.9 | 6.7 | 5.1 | 5.8 | 3.6 | 5.6 | 6.0 | 4.9 | 7.8 | 5.8 | 5.4 | 6.9 | 5.1 | 7.2 | 3.7 | 10.1 | |
| <i>Item 21560 Subject C01</i> | <i>N†</i> | <i>1469</i> | <i>650</i> | <i>741</i> | <i>988</i> | <i>139</i> | <i>290</i> | <i>406</i> | <i>482</i> | <i>291</i> | <i>1141</i> | <i>288</i> | <i>646</i> | <i>307</i> | <i>183</i> | <i>289</i> | <i>19</i> |
| D06: To what extent does (did) this job . . . | | | | | | | | | | | | | | | | | |
| D06A: Use your skills and abilities—let you do the things you do best? | | | | | | | | | | | | | | | | | |
| 1. Not at all | 18.6 | 21.1 | 14.8 | 18.0 | 18.4 | 22.1 | 14.7 | 18.6 | 20.6 | 17.6 | 22.9 | 16.4 | 17.0 | 18.5 | 24.4 | 17.6 | |
| 2. A little | 29.0 | 32.4 | 27.4 | 30.0 | 29.3 | 27.1 | 32.4 | 28.6 | 26.9 | 27.8 | 32.0 | 30.4 | 26.5 | 32.6 | 26.3 | 31.8 | |
| 3. Some extent | 27.5 | 21.3 | 33.3 | 26.9 | 24.2 | 24.3 | 29.0 | 26.4 | 30.3 | 30.3 | 17.6 | 26.4 | 31.2 | 26.0 | 27.5 | 34.1 | |
| 4. Considerable extent | 13.1 | 12.2 | 13.7 | 14.0 | 12.1 | 13.2 | 13.9 | 12.9 | 12.4 | 13.9 | 9.8 | 14.8 | 12.2 | 10.4 | 12.7 | 5.6 | |
| 5. A great extent | 11.8 | 13.0 | 10.8 | 11.1 | 16.0 | 13.3 | 10.1 | 13.6 | 9.9 | 10.3 | 17.7 | 12.0 | 13.0 | 12.4 | 9.1 | 10.9 | |
| <i>Item 21570 Subject C01</i> | <i>N†</i> | <i>1452</i> | <i>642</i> | <i>736</i> | <i>977</i> | <i>134</i> | <i>285</i> | <i>404</i> | <i>475</i> | <i>288</i> | <i>1129</i> | <i>284</i> | <i>642</i> | <i>304</i> | <i>179</i> | <i>286</i> | <i>18</i> |
| D06B: Teach you new skills that will be useful in your future work? | | | | | | | | | | | | | | | | | |
| 1. Not at all | 21.6 | 23.8 | 19.0 | 21.5 | 20.6 | 18.2 | 18.4 | 24.7 | 24.5 | 20.2 | 27.9 | 20.3 | 20.6 | 18.4 | 29.1 | - | |
| 2. A little | 23.6 | 22.8 | 24.5 | 22.2 | 31.3 | 25.3 | 27.3 | 22.1 | 19.2 | 24.1 | 20.4 | 22.7 | 24.9 | 19.4 | 26.7 | 29.1 | |
| 3. Some extent | 27.1 | 26.3 | 28.0 | 29.7 | 15.5 | 30.2 | 28.1 | 22.7 | 29.9 | 28.4 | 21.2 | 26.1 | 29.0 | 34.3 | 22.1 | 35.3 | |
| 4. Considerable extent | 15.8 | 15.6 | 16.8 | 15.6 | 17.0 | 14.3 | 15.2 | 16.9 | 16.2 | 15.8 | 15.6 | 17.2 | 13.6 | 17.4 | 13.5 | 7.9 | |
| 5. A great extent | 11.9 | 11.6 | 11.8 | 11.0 | 15.6 | 12.1 | 11.1 | 13.6 | 10.3 | 11.5 | 14.9 | 13.7 | 11.9 | 10.6 | 8.7 | 27.7 | |
| <i>Item 21580 Subject C01</i> | <i>N†</i> | <i>1448</i> | <i>639</i> | <i>735</i> | <i>972</i> | <i>134</i> | <i>282</i> | <i>404</i> | <i>474</i> | <i>288</i> | <i>1126</i> | <i>282</i> | <i>642</i> | <i>303</i> | <i>179</i> | <i>284</i> | <i>18</i> |
| D06C: Make good use of special skills you learned in technical, vocational, business, or professional studies? | | | | | | | | | | | | | | | | | |
| 1. Not at all | 47.1 | 46.4 | 47.7 | 49.9 | 43.7 | 47.3 | 49.6 | 45.6 | 45.7 | 47.5 | 47.1 | 45.3 | 44.3 | 49.7 | 52.4 | 27.5 | |
| 2. A little | 18.5 | 19.8 | 17.4 | 18.1 | 19.8 | 15.6 | 19.8 | 18.8 | 18.8 | 18.3 | 19.1 | 19.3 | 19.6 | 20.1 | 15.5 | 16.7 | |
| 3. Some extent | 17.2 | 17.0 | 17.7 | 16.7 | 14.1 | 17.6 | 14.3 | 17.9 | 19.5 | 17.2 | 15.5 | 18.0 | 16.1 | 15.6 | 16.1 | 33.6 | |
| 4. Considerable extent | 9.9 | 8.9 | 10.9 | 9.0 | 11.7 | 8.9 | 10.5 | 9.3 | 10.9 | 10.1 | 9.7 | 9.6 | 11.0 | 8.8 | 10.3 | 11.2 | |
| 5. A great extent | 7.4 | 7.9 | 6.3 | 6.3 | 10.8 | 10.6 | 5.8 | 8.3 | 5.0 | 7.0 | 8.6 | 7.7 | 9.0 | 5.8 | 5.7 | 10.9 | |
| <i>Item 21590 Subject C01</i> | <i>N†</i> | <i>1438</i> | <i>634</i> | <i>729</i> | <i>969</i> | <i>132</i> | <i>280</i> | <i>402</i> | <i>469</i> | <i>287</i> | <i>1118</i> | <i>281</i> | <i>638</i> | <i>299</i> | <i>177</i> | <i>283</i> | <i>18</i> |

†=excludes respondents for whom question was inappropriate.

| QUESTIONNAIRE FORM 4 2002 | TOTAL | SEX | | RACE | | REGION | | | | COLLEGE PLANS? | | ILLICIT DRUG USE: LIFETIME | | | | |
|--|----------------|------|------|-------|-------|--------|------|------|------|-------------------|------|----------------------------|------------------------|--------------|---------------|--------------------|
| | | M | F | White | Black | NE | NC | S | W | Yes | No | None | Mari- juana Only | Few Pills | More Pills | Any Her- oin |
| <i>N (Weighted No. of Cases):</i> | 2227 | 959 | 1101 | 1347 | 239 | 436 | 557 | 747 | 488 | 1646 | 408 | 1023 | 443 | 263 | 389 | 23 |
| <i>% of Weighted Total:</i> | 100.0 | 43.1 | 49.4 | 60.5 | 10.7 | 19.6 | 25.0 | 33.5 | 21.9 | 73.9 | 18.3 | 46.0 | 19.9 | 11.8 | 17.5 | 1.0 |
| D06D: Let you get to know people with social backgrounds very different from yours? | | | | | | | | | | | | | | | | |
| 1. Not at all | 17.7 | 17.7 | 16.4 | 19.2 | 16.8 | 15.5 | 22.4 | 16.7 | 15.2 | 17.7 | 18.7 | 16.9 | 21.8 | 14.2 | 17.6 | 17.6 |
| 2. A little | 20.2 | 23.8 | 18.3 | 21.5 | 18.6 | 19.5 | 18.0 | 22.2 | 20.7 | 20.0 | 19.4 | 20.2 | 14.6 | 17.9 | 27.2 | 17.7 |
| 3. Some extent | 25.0 | 26.8 | 23.3 | 23.7 | 21.2 | 29.5 | 21.5 | 24.5 | 26.7 | 24.8 | 24.4 | 23.8 | 28.4 | 29.9 | 22.3 | 16.9 |
| 4. Considerable extent | 20.9 | 17.8 | 24.4 | 20.9 | 21.8 | 21.3 | 20.6 | 19.1 | 23.7 | 21.7 | 19.4 | 21.5 | 19.1 | 21.4 | 20.7 | 31.3 |
| 5. A great extent | 16.2 | 13.9 | 17.6 | 14.7 | 21.6 | 14.3 | 17.5 | 17.6 | 13.7 | 15.7 | 18.2 | 17.6 | 16.2 | 16.5 | 12.2 | 16.5 |
| <i>Item 21600 Subject C01, M05</i> | <i>N†</i> 1437 | 634 | 730 | 967 | 132 | 277 | 402 | 469 | 288 | 1118 | 279 | 638 | 298 | 177 | 283 | 18 |
| D06E: Let you get to know people over age 30? | | | | | | | | | | | | | | | | |
| 1. Not at all | 11.1 | 10.9 | 10.2 | 9.2 | 15.6 | 10.9 | 11.2 | 9.0 | 14.4 | 10.8 | 12.8 | 9.3 | 12.8 | 7.8 | 15.1 | - |
| 2. A little | 15.7 | 17.6 | 13.2 | 16.9 | 15.2 | 13.7 | 17.0 | 16.8 | 13.8 | 15.7 | 16.1 | 15.2 | 14.7 | 14.8 | 19.2 | 14.4 |
| 3. Some extent | 24.8 | 26.1 | 24.3 | 25.1 | 16.8 | 28.8 | 22.0 | 22.4 | 28.5 | 24.0 | 25.3 | 22.8 | 23.9 | 27.2 | 28.3 | 39.1 |
| 4. Considerable extent | 23.9 | 23.1 | 25.2 | 24.3 | 28.2 | 22.4 | 23.6 | 26.7 | 21.2 | 25.8 | 17.0 | 26.7 | 26.7 | 19.0 | 18.6 | 21.4 |
| 5. A great extent | 24.6 | 22.2 | 27.1 | 24.5 | 24.3 | 24.2 | 26.2 | 25.1 | 22.0 | 23.8 | 28.8 | 26.0 | 22.0 | 31.2 | 18.9 | 25.1 |
| <i>Item 21610 Subject C01, M02</i> | <i>N†</i> 1434 | 632 | 729 | 965 | 130 | 278 | 400 | 468 | 288 | 1116 | 280 | 636 | 298 | 178 | 281 | 18 |
| D06F: Cause you stress and tension? | | | | | | | | | | | | | | | | |
| 1. Not at all | 20.8 | 24.2 | 16.5 | 20.0 | 22.2 | 24.2 | 20.9 | 16.0 | 25.3 | 19.8 | 24.7 | 23.3 | 22.1 | 16.8 | 17.2 | 3.7 |
| 2. A little | 28.1 | 28.5 | 28.5 | 28.6 | 24.6 | 24.4 | 29.9 | 26.3 | 32.0 | 29.3 | 24.1 | 31.5 | 24.8 | 25.4 | 26.6 | 43.9 |
| 3. Some extent | 23.7 | 24.0 | 23.6 | 24.3 | 22.9 | 25.5 | 23.0 | 23.6 | 22.9 | 23.1 | 21.8 | 21.6 | 26.8 | 25.6 | 24.2 | 23.1 |
| 4. Considerable extent | 14.9 | 13.4 | 16.9 | 15.7 | 14.7 | 13.5 | 11.7 | 21.2 | 10.6 | 15.1 | 16.2 | 14.9 | 15.1 | 10.9 | 17.6 | 16.2 |
| 5. A great extent | 12.5 | 10.0 | 14.6 | 11.4 | 15.6 | 12.3 | 14.6 | 12.8 | 9.3 | 12.6 | 13.1 | 8.8 | 11.2 | 21.3 | 14.5 | 13.2 |
| <i>Item 21620 Subject C01</i> | <i>N†</i> 1440 | 635 | 731 | 968 | 132 | 280 | 402 | 470 | 288 | 1121 | 279 | 639 | 300 | 177 | 283 | 18 |
| D06G: Interfere with your education? | | | | | | | | | | | | | | | | |
| 1. Not at all | 48.6 | 48.1 | 49.4 | 49.7 | 46.9 | 53.4 | 49.2 | 46.6 | 46.4 | 48.2 | 51.2 | 53.0 | 47.7 | 39.8 | 45.3 | 36.6 |
| 2. A little | 23.0 | 22.2 | 24.2 | 22.9 | 23.8 | 21.1 | 24.5 | 23.8 | 21.4 | 23.7 | 21.1 | 23.4 | 25.3 | 23.5 | 20.5 | 18.2 |
| 3. Some extent | 17.3 | 18.4 | 15.9 | 16.5 | 18.9 | 15.7 | 14.6 | 18.0 | 21.2 | 17.0 | 17.1 | 13.7 | 19.2 | 24.2 | 18.3 | 32.0 |
| 4. Considerable extent | 6.5 | 6.7 | 6.0 | 5.9 | 5.4 | 6.3 | 6.5 | 6.4 | 6.7 | 6.3 | 6.7 | 6.1 | 5.2 | 7.0 | 8.1 | 2.3 |
| 5. A great extent | 4.7 | 4.6 | 4.5 | 4.9 | 5.0 | 3.6 | 5.2 | 5.2 | 4.3 | 4.9 | 3.8 | 3.8 | 2.7 | 5.5 | 7.8 | 10.9 |
| <i>Item 21630 Subject C01</i> | <i>N†</i> 1438 | 635 | 731 | 968 | 133 | 279 | 402 | 469 | 288 | 1117 | 281 | 640 | 299 | 177 | 281 | 18 |
| D06H: Interfere with your social life? | | | | | | | | | | | | | | | | |
| 1. Not at all | 24.1 | 24.5 | 22.6 | 21.9 | 35.1 | 24.4 | 25.4 | 22.1 | 25.1 | 24.1 | 24.7 | 29.7 | 23.8 | 15.1 | 17.8 | 3.7 |
| 2. A little | 26.2 | 23.6 | 29.2 | 27.6 | 19.7 | 27.0 | 25.3 | 26.9 | 25.4 | 26.1 | 27.1 | 26.0 | 25.1 | 27.4 | 27.4 | 30.0 |
| 3. Some extent | 23.1 | 24.3 | 22.6 | 23.8 | 18.5 | 24.9 | 24.5 | 21.7 | 21.9 | 22.9 | 21.8 | 22.1 | 25.6 | 26.1 | 22.0 | 18.3 |
| 4. Considerable extent | 17.0 | 18.5 | 16.3 | 16.6 | 17.4 | 13.1 | 16.2 | 19.3 | 18.1 | 16.9 | 17.2 | 14.1 | 19.0 | 18.2 | 20.9 | 26.2 |
| 5. A great extent | 9.6 | 9.1 | 9.4 | 10.0 | 9.3 | 10.6 | 8.6 | 10.0 | 9.5 | 9.9 | 9.2 | 8.2 | 6.4 | 13.1 | 11.9 | 21.8 |
| <i>Item 21640 Subject C01</i> | <i>N†</i> 1435 | 634 | 727 | 967 | 134 | 277 | 402 | 472 | 284 | 1116 | 279 | 637 | 301 | 175 | 282 | 18 |
| D06I: Interfere with your family life? | | | | | | | | | | | | | | | | |
| 1. Not at all | 42.5 | 43.4 | 41.2 | 41.1 | 50.3 | 44.1 | 40.6 | 43.3 | 42.0 | 42.6 | 41.9 | 45.7 | 45.5 | 30.3 | 41.2 | 34.3 |
| 2. A little | 22.4 | 21.2 | 24.5 | 23.3 | 22.1 | 22.4 | 23.5 | 22.3 | 21.0 | 22.6 | 23.8 | 23.5 | 22.4 | 26.5 | 17.4 | 15.5 |
| 3. Some extent | 20.0 | 21.6 | 18.3 | 21.2 | 14.9 | 20.7 | 19.7 | 19.5 | 20.7 | 19.0 | 20.5 | 17.0 | 16.7 | 26.1 | 25.9 | 18.1 |
| 4. Considerable extent | 9.6 | 8.7 | 10.4 | 9.8 | 5.8 | 9.7 | 9.9 | 9.3 | 9.5 | 10.0 | 8.6 | 8.8 | 11.3 | 10.9 | 8.7 | 12.4 |
| 5. A great extent | 5.5 | 5.1 | 5.6 | 4.6 | 6.9 | 3.1 | 6.2 | 5.6 | 6.9 | 5.8 | 5.2 | 5.0 | 4.1 | 6.2 | 6.9 | 19.7 |
| <i>Item 21650 Subject C01</i> | <i>N†</i> 1435 | 634 | 731 | 965 | 132 | 278 | 403 | 467 | 287 | 1118 | 278 | 638 | 301 | 177 | 281 | 18 |
| D07: To what extent is (was) this job . . . | | | | | | | | | | | | | | | | |
| D07A: An interesting job to do? | | | | | | | | | | | | | | | | |
| 1. Not at all | 20.3 | 22.9 | 17.8 | 19.7 | 24.7 | 17.7 | 18.6 | 20.7 | 24.3 | 19.1 | 24.9 | 18.9 | 20.7 | 21.2 | 20.8 | 29.0 |
| 2. A little | 22.7 | 21.6 | 24.1 | 22.5 | 20.2 | 25.8 | 24.1 | 23.3 | 16.7 | 23.5 | 19.8 | 21.4 | 23.8 | 21.6 | 25.1 | 18.2 |
| 3. Some extent | 25.7 | 24.2 | 26.6 | 26.1 | 23.7 | 27.7 | 23.8 | 23.4 | 30.3 | 26.1 | 21.8 | 25.6 | 26.7 | 26.7 | 25.3 | 37.2 |
| 4. Considerable extent | 18.9 | 19.2 | 19.5 | 19.5 | 16.9 | 16.7 | 22.1 | 17.7 | 18.7 | 19.0 | 19.7 | 20.4 | 15.2 | 20.3 | 19.3 | 7.4 |
| 5. A great extent | 12.4 | 12.2 | 12.0 | 12.3 | 14.5 | 12.1 | 11.4 | 14.9 | 9.9 | 12.3 | 13.7 | 13.7 | 13.7 | 10.3 | 9.6 | 8.2 |
| <i>Item 21660 Subject C01</i> | <i>N†</i> 1431 | 634 | 724 | 965 | 132 | 278 | 400 | 466 | 287 | 1115 | 277 | 636 | 300 | 176 | 280 | 18 |

MONITORING THE FUTURE

| QUESTIONNAIRE FORM 4 2002 | TOTAL | SEX | | RACE | | REGION | | | | COLLEGE PLANS? | | ILLICIT DRUG USE: LIFETIME | | | | | |
|---|-----------|------|------|-------|-------|--------|------|------|------|-------------------|------|----------------------------|------------------------|--------------|---------------|--------------------|----|
| | | M | F | White | Black | NE | NC | S | W | Yes | No | None | Mari- juana Only | Few Pills | More Pills | Any Her- oin | |
| <i>N (Weighted No. of Cases):</i> | 2227 | 959 | 1101 | 1347 | 239 | 436 | 557 | 747 | 488 | 1646 | 408 | 1023 | 443 | 263 | 389 | 23 | |
| <i>% of Weighted Total:</i> | 100.0 | 43.1 | 49.4 | 60.5 | 10.7 | 19.6 | 25.0 | 33.5 | 21.9 | 73.9 | 18.3 | 46.0 | 19.9 | 11.8 | 17.5 | 1.0 | |
| D07B: A job you COULD be happy doing for most of your life? | | | | | | | | | | | | | | | | | |
| 1. Not at all | 65.1 | 63.2 | 67.4 | 65.6 | 68.3 | 65.5 | 67.3 | 63.7 | 64.1 | 67.5 | 57.6 | 63.7 | 65.2 | 71.6 | 66.9 | 60.3 | |
| 2. A little | 13.5 | 14.2 | 13.3 | 14.0 | 11.0 | 14.8 | 12.8 | 14.4 | 11.6 | 12.7 | 17.0 | 15.4 | 11.8 | 9.3 | 12.5 | 13.2 | |
| 3. Some extent | 11.3 | 10.8 | 11.4 | 10.9 | 11.2 | 8.5 | 10.8 | 11.9 | 13.9 | 10.4 | 12.6 | 10.0 | 12.1 | 13.1 | 10.2 | 18.3 | |
| 4. Considerable extent | 5.0 | 5.8 | 4.2 | 4.6 | 5.1 | 5.6 | 3.9 | 4.9 | 6.2 | 4.6 | 6.1 | 6.1 | 4.0 | 4.9 | 4.1 | 2.3 | |
| 5. A great extent | 5.1 | 5.9 | 3.7 | 4.9 | 4.4 | 5.6 | 5.2 | 5.2 | 4.2 | 4.8 | 6.6 | 4.7 | 6.8 | 1.1 | 6.3 | 5.9 | |
| <i>Item 21670 Subject C01</i> | <i>N†</i> | 1425 | 635 | 718 | 963 | 132 | 275 | 399 | 465 | 286 | 1110 | 275 | 632 | 300 | 175 | 280 | 18 |
| D07C: The type of work you EXPECT to be doing for most of your life? | | | | | | | | | | | | | | | | | |
| 1. Not at all | 75.6 | 73.5 | 78.9 | 76.9 | 81.4 | 73.7 | 76.0 | 78.4 | 72.4 | 79.0 | 65.3 | 77.3 | 74.9 | 78.1 | 75.1 | 57.5 | |
| 2. A little | 8.7 | 10.2 | 7.3 | 8.0 | 6.2 | 11.7 | 10.6 | 4.6 | 9.6 | 7.2 | 14.2 | 8.7 | 8.2 | 6.6 | 8.7 | 20.6 | |
| 3. Some extent | 8.7 | 8.0 | 8.7 | 9.0 | 3.7 | 7.3 | 6.2 | 11.7 | 9.0 | 7.9 | 9.0 | 6.7 | 9.4 | 8.4 | 11.1 | 12.8 | |
| 4. Considerable extent | 3.4 | 3.9 | 2.5 | 3.0 | 2.6 | 3.4 | 3.4 | 1.9 | 5.9 | 2.9 | 5.6 | 3.7 | 3.2 | 4.7 | 1.5 | 3.3 | |
| 5. A great extent | 3.6 | 4.5 | 2.6 | 3.2 | 6.2 | 3.9 | 3.8 | 3.5 | 3.2 | 3.1 | 6.0 | 3.7 | 4.4 | 2.2 | 3.6 | 5.9 | |
| <i>Item 21680 Subject C01</i> | <i>N†</i> | 1426 | 632 | 722 | 962 | 132 | 277 | 400 | 464 | 285 | 1111 | 276 | 632 | 300 | 176 | 279 | 18 |
| D07D: A good stepping-stone toward the kind of work you want in the long run? | | | | | | | | | | | | | | | | | |
| 1. Not at all | 57.4 | 58.0 | 57.3 | 57.4 | 65.1 | 56.2 | 57.4 | 59.6 | 55.0 | 58.7 | 54.9 | 55.8 | 60.2 | 55.2 | 61.6 | 51.9 | |
| 2. A little | 17.3 | 16.6 | 18.4 | 18.0 | 12.8 | 16.7 | 17.9 | 16.0 | 19.2 | 17.1 | 19.6 | 18.7 | 15.6 | 19.2 | 13.6 | 27.2 | |
| 3. Some extent | 11.9 | 12.3 | 10.8 | 12.1 | 5.8 | 13.2 | 9.0 | 12.2 | 14.2 | 11.6 | 10.7 | 10.9 | 13.7 | 12.5 | 12.1 | 15.0 | |
| 4. Considerable extent | 7.0 | 6.7 | 7.3 | 6.3 | 10.0 | 7.0 | 8.4 | 6.2 | 6.1 | 6.2 | 9.2 | 7.8 | 5.1 | 8.2 | 5.7 | - | |
| 5. A great extent | 6.4 | 6.2 | 6.1 | 6.1 | 6.4 | 6.9 | 7.3 | 6.0 | 5.5 | 6.4 | 5.6 | 6.8 | 5.4 | 4.9 | 7.0 | 5.9 | |
| <i>Item 21690 Subject C01</i> | <i>N†</i> | 1424 | 631 | 720 | 961 | 132 | 276 | 398 | 465 | 285 | 1112 | 275 | 634 | 299 | 172 | 279 | 18 |
| D07E: The kind of work people do just for the money? | | | | | | | | | | | | | | | | | |
| 1. Not at all | 18.0 | 15.1 | 19.5 | 19.0 | 16.0 | 17.2 | 18.9 | 19.1 | 15.8 | 18.7 | 17.3 | 20.1 | 17.6 | 16.8 | 15.6 | - | |
| 2. A little | 15.9 | 14.3 | 17.6 | 15.3 | 14.1 | 15.4 | 16.1 | 14.7 | 17.9 | 15.2 | 20.0 | 17.4 | 15.1 | 15.2 | 12.3 | 18.3 | |
| 3. Some extent | 21.7 | 18.9 | 23.2 | 20.8 | 21.9 | 22.8 | 19.1 | 22.3 | 23.4 | 21.9 | 16.3 | 24.0 | 24.8 | 18.7 | 15.3 | 39.5 | |
| 4. Considerable extent | 18.9 | 24.0 | 15.3 | 19.0 | 19.8 | 18.9 | 19.1 | 18.9 | 18.7 | 20.1 | 16.4 | 18.4 | 16.5 | 26.0 | 18.6 | 3.3 | |
| 5. A great extent | 25.5 | 27.8 | 24.4 | 25.9 | 28.3 | 25.7 | 26.8 | 24.9 | 24.2 | 24.1 | 30.0 | 20.1 | 26.0 | 23.2 | 38.2 | 38.9 | |
| <i>Item 21700 Subject C01</i> | <i>N†</i> | 1417 | 624 | 721 | 955 | 131 | 275 | 398 | 460 | 284 | 1107 | 272 | 627 | 299 | 172 | 279 | 18 |
| D08: To what extent did any high school teacher or counselor help you get this job? | | | | | | | | | | | | | | | | | |
| 1. Not at all | 83.7 | 83.3 | 84.7 | 86.3 | 77.6 | 82.1 | 85.1 | 83.6 | 83.6 | 85.4 | 79.6 | 86.8 | 86.4 | 77.6 | 80.7 | 59.8 | |
| 2. A little | 2.8 | 2.7 | 2.8 | 2.3 | 5.2 | 3.4 | 3.1 | 2.1 | 3.1 | 2.2 | 3.7 | 2.1 | 2.8 | 3.0 | 4.1 | 13.2 | |
| 3. Some extent | 6.0 | 5.8 | 5.7 | 5.2 | 6.8 | 6.0 | 4.6 | 7.0 | 6.3 | 5.2 | 7.9 | 4.0 | 5.9 | 7.5 | 7.3 | 21.1 | |
| 4. Considerable extent | 3.0 | 3.2 | 2.7 | 2.4 | 4.4 | 2.6 | 2.5 | 4.0 | 2.3 | 2.6 | 3.7 | 2.9 | 2.0 | 6.5 | 1.7 | - | |
| 5. A great extent | 4.5 | 4.9 | 4.1 | 3.9 | 6.0 | 6.0 | 4.8 | 3.3 | 4.7 | 4.5 | 5.1 | 4.2 | 2.9 | 5.3 | 6.1 | 5.9 | |
| <i>Item 21710 Subject C01, M02</i> | <i>N†</i> | 1413 | 625 | 716 | 956 | 128 | 272 | 398 | 458 | 286 | 1100 | 275 | 624 | 298 | 173 | 279 | 18 |
| D09: Is (was) this job part of a work-study program? | | | | | | | | | | | | | | | | | |
| 1. Yes | 11.6 | 10.2 | 12.3 | 9.7 | 23.2 | 6.6 | 9.2 | 16.7 | 11.2 | 9.9 | 17.2 | 10.5 | 11.4 | 9.0 | 14.6 | 7.8 | |
| 2. No | 88.4 | 89.8 | 87.7 | 90.3 | 76.8 | 93.4 | 90.8 | 83.3 | 88.8 | 90.1 | 82.8 | 89.5 | 88.6 | 91.0 | 85.4 | 92.2 | |
| <i>Item 21720 Subject C01</i> | <i>N†</i> | 1406 | 614 | 720 | 950 | 128 | 273 | 391 | 460 | 282 | 1098 | 272 | 626 | 295 | 172 | 277 | 15 |
| D10: People have different opinions about world problems. How much to you agree or disagree with each of the following statements? | | | | | | | | | | | | | | | | | |
| D10A: I feel that I can do very little to change the way the world is today | | | | | | | | | | | | | | | | | |
| 1. Disagree | 13.7 | 13.4 | 13.1 | 12.4 | 23.2 | 10.9 | 11.2 | 16.5 | 14.6 | 14.2 | 11.4 | 16.1 | 11.3 | 10.0 | 11.7 | 4.2 | |
| 2. Mostly disagree | 21.3 | 19.6 | 23.1 | 22.9 | 19.4 | 20.6 | 23.7 | 20.8 | 19.5 | 22.2 | 17.1 | 25.2 | 16.6 | 20.2 | 17.5 | 23.7 | |
| 3. Neither | 27.8 | 25.5 | 29.6 | 27.6 | 24.1 | 30.5 | 30.5 | 24.5 | 27.2 | 27.6 | 28.2 | 26.8 | 33.1 | 22.9 | 27.6 | 22.3 | |
| 4. Mostly agree | 25.0 | 26.7 | 24.3 | 25.9 | 21.9 | 23.4 | 23.8 | 25.8 | 26.7 | 25.3 | 24.3 | 23.9 | 24.9 | 33.0 | 22.0 | 40.1 | |
| 5. Agree | 12.3 | 14.8 | 10.0 | 11.3 | 11.3 | 14.5 | 10.8 | 12.5 | 12.0 | 10.6 | 19.1 | 7.9 | 14.1 | 13.9 | 21.2 | 9.7 | |
| <i>Item 10920 Subject I02, J</i> | <i>N</i> | 1907 | 845 | 979 | 1241 | 179 | 336 | 510 | 639 | 422 | 1494 | 367 | 912 | 374 | 230 | 346 | 22 |

†=excludes respondents for whom question was inappropriate.

| QUESTIONNAIRE FORM 4 2002 | TOTAL | SEX | | RACE | | REGION | | | | COLLEGE PLANS? | | ILLICIT DRUG USE: LIFETIME | | | | |
|---|---------------|-------------|--------------|--------------|-------------|-------------|-------------|-------------|-------------|-------------------|-------------|----------------------------|------------------------|--------------|---------------|--------------------|
| | | M | F | White | Black | NE | NC | S | W | Yes | No | None | Mari- juana Only | Few Pills | More Pills | Any Her- oin |
| <i>N (Weighted No. of Cases):</i> <i>% of Weighted Total:</i> | 2227 100.0 | 959 43.1 | 1101 49.4 | 1347 60.5 | 239 10.7 | 436 19.6 | 557 25.0 | 747 33.5 | 488 21.9 | 1646 73.9 | 408 18.3 | 1023 46.0 | 443 19.9 | 263 11.8 | 389 17.5 | 23 1.0 |
| D10B: It does little good to clean up air and water pollution because this society will not last long enough for it to matter | | | | | | | | | | | | | | | | |
| 1. Disagree | 30.8 | 31.3 | 31.1 | 32.7 | 31.1 | 29.3 | 29.6 | 34.0 | 28.8 | 32.7 | 24.1 | 36.2 | 27.3 | 29.5 | 24.1 | - |
| 2. Mostly disagree | 27.4 | 25.0 | 29.9 | 30.2 | 15.0 | 23.4 | 29.0 | 27.5 | 28.5 | 29.4 | 21.1 | 27.5 | 28.7 | 26.4 | 26.6 | 38.3 |
| 3. Neither | 23.6 | 24.6 | 22.0 | 22.9 | 25.8 | 26.1 | 27.0 | 20.9 | 21.6 | 21.2 | 31.4 | 21.3 | 28.1 | 17.5 | 26.9 | 32.7 |
| 4. Mostly agree | 12.6 | 12.5 | 12.8 | 10.2 | 20.8 | 15.0 | 10.1 | 12.5 | 14.0 | 11.9 | 15.2 | 10.5 | 11.5 | 17.3 | 16.7 | 14.0 |
| 5. Agree | 5.5 | 6.6 | 4.3 | 3.9 | 7.3 | 6.3 | 4.4 | 5.1 | 7.1 | 4.9 | 8.2 | 4.5 | 4.3 | 9.2 | 5.7 | 15.1 |
| <i>Item 10930 Subject F05, J</i> | <i>N 1895</i> | <i>839</i> | <i>975</i> | <i>1231</i> | <i>179</i> | <i>333</i> | <i>509</i> | <i>632</i> | <i>420</i> | <i>1487</i> | <i>363</i> | <i>906</i> | <i>373</i> | <i>227</i> | <i>345</i> | <i>21</i> |
| D10C: When things get tough enough, we'll put our minds to it and find a technological solution | | | | | | | | | | | | | | | | |
| 1. Disagree | 7.2 | 8.0 | 5.9 | 5.5 | 12.5 | 6.6 | 4.9 | 8.8 | 7.9 | 6.0 | 11.5 | 8.8 | 5.5 | 4.2 | 6.8 | 3.2 |
| 2. Mostly disagree | 8.2 | 9.8 | 6.4 | 8.5 | 3.9 | 9.4 | 8.4 | 6.1 | 10.0 | 7.9 | 9.0 | 8.4 | 6.6 | 10.2 | 7.3 | 15.3 |
| 3. Neither | 28.8 | 23.4 | 32.7 | 27.5 | 33.7 | 33.7 | 28.6 | 26.3 | 28.8 | 27.0 | 35.1 | 26.9 | 33.0 | 25.3 | 32.8 | 20.2 |
| 4. Mostly agree | 40.9 | 41.3 | 42.1 | 43.5 | 36.7 | 35.1 | 44.7 | 41.9 | 39.5 | 43.4 | 31.6 | 40.6 | 43.4 | 41.6 | 39.6 | 38.0 |
| 5. Agree | 15.0 | 17.4 | 12.9 | 15.0 | 13.1 | 15.1 | 13.4 | 16.9 | 13.8 | 15.7 | 12.8 | 15.3 | 11.6 | 18.8 | 13.5 | 23.4 |
| <i>Item 10940 Subject I01, J</i> | <i>N 1884</i> | <i>840</i> | <i>964</i> | <i>1227</i> | <i>177</i> | <i>328</i> | <i>505</i> | <i>632</i> | <i>418</i> | <i>1478</i> | <i>363</i> | <i>902</i> | <i>369</i> | <i>225</i> | <i>344</i> | <i>21</i> |
| D10D: When I think about all the terrible things that have been happening, it is hard for me to hold out much hope for the world | | | | | | | | | | | | | | | | |
| 1. Disagree | 17.8 | 18.8 | 16.4 | 17.8 | 26.1 | 17.2 | 15.3 | 21.6 | 15.5 | 18.7 | 14.2 | 20.1 | 17.8 | 11.3 | 15.7 | 16.4 |
| 2. Mostly disagree | 26.7 | 26.1 | 28.2 | 29.5 | 19.1 | 22.8 | 30.5 | 25.9 | 26.3 | 28.7 | 19.6 | 30.4 | 23.2 | 22.4 | 25.9 | 11.0 |
| 3. Neither | 32.5 | 31.0 | 33.3 | 33.4 | 26.4 | 33.8 | 34.2 | 32.3 | 29.6 | 30.6 | 38.9 | 27.1 | 38.9 | 38.1 | 36.3 | 35.8 |
| 4. Mostly agree | 16.9 | 17.0 | 16.6 | 14.9 | 19.2 | 19.1 | 14.8 | 15.7 | 19.7 | 16.8 | 18.1 | 17.3 | 13.9 | 21.1 | 14.4 | 22.3 |
| 5. Agree | 6.1 | 7.1 | 5.5 | 4.4 | 9.2 | 7.1 | 5.2 | 4.5 | 8.9 | 5.3 | 9.3 | 5.2 | 6.1 | 7.1 | 7.7 | 14.5 |
| <i>Item 10950 Subject J</i> | <i>N 1869</i> | <i>830</i> | <i>961</i> | <i>1226</i> | <i>170</i> | <i>328</i> | <i>503</i> | <i>623</i> | <i>416</i> | <i>1470</i> | <i>356</i> | <i>895</i> | <i>370</i> | <i>221</i> | <i>339</i> | <i>21</i> |
| D10E: I often wonder if there is any real purpose to my life in light of the world situation | | | | | | | | | | | | | | | | |
| 1. Disagree | 30.1 | 30.5 | 30.0 | 32.7 | 29.8 | 28.3 | 29.4 | 31.6 | 30.0 | 31.8 | 24.5 | 35.9 | 27.8 | 24.8 | 23.0 | 18.1 |
| 2. Mostly disagree | 18.2 | 19.0 | 18.0 | 20.3 | 14.2 | 16.7 | 23.0 | 18.8 | 12.5 | 19.6 | 13.2 | 18.4 | 17.7 | 21.8 | 15.8 | 36.0 |
| 3. Neither | 31.6 | 31.5 | 30.7 | 29.9 | 27.5 | 34.5 | 31.6 | 28.1 | 34.6 | 29.1 | 38.7 | 29.1 | 36.3 | 28.0 | 34.8 | 30.8 |
| 4. Mostly agree | 12.4 | 11.4 | 13.0 | 11.4 | 17.1 | 13.3 | 10.3 | 12.5 | 14.3 | 12.2 | 14.2 | 9.9 | 11.1 | 17.8 | 16.2 | 2.8 |
| 5. Agree | 7.8 | 7.6 | 8.2 | 5.7 | 11.4 | 7.2 | 5.8 | 9.1 | 8.6 | 7.3 | 9.4 | 6.7 | 7.1 | 7.6 | 10.2 | 12.2 |
| <i>Item 10960 Subject J</i> | <i>N 1867</i> | <i>828</i> | <i>961</i> | <i>1226</i> | <i>177</i> | <i>325</i> | <i>503</i> | <i>627</i> | <i>412</i> | <i>1467</i> | <i>357</i> | <i>896</i> | <i>371</i> | <i>220</i> | <i>335</i> | <i>21</i> |
| D10F: My guess is that this country will be caught up in a major world upheaval in the next 10 years | | | | | | | | | | | | | | | | |
| 1. Disagree | 11.2 | 12.0 | 10.1 | 12.1 | 13.8 | 9.1 | 11.4 | 12.2 | 11.1 | 11.8 | 9.0 | 12.5 | 10.4 | 11.5 | 9.1 | 12.0 |
| 2. Mostly disagree | 15.2 | 16.4 | 15.0 | 16.8 | 15.2 | 13.8 | 17.8 | 14.8 | 13.8 | 15.3 | 14.4 | 17.5 | 15.8 | 15.2 | 8.2 | 21.0 |
| 3. Neither | 38.6 | 35.0 | 41.4 | 34.8 | 42.2 | 40.2 | 40.0 | 37.4 | 37.5 | 37.2 | 42.6 | 37.5 | 44.3 | 31.6 | 40.3 | 24.2 |
| 4. Mostly agree | 23.2 | 24.5 | 22.7 | 25.1 | 18.0 | 24.0 | 21.7 | 23.1 | 24.5 | 24.7 | 18.8 | 22.5 | 21.5 | 26.6 | 26.1 | 8.9 |
| 5. Agree | 11.8 | 12.2 | 10.9 | 11.1 | 10.7 | 13.0 | 9.1 | 12.4 | 13.1 | 11.0 | 15.1 | 10.0 | 8.0 | 15.0 | 16.3 | 33.9 |
| <i>Item 10970 Subject J</i> | <i>N 1866</i> | <i>828</i> | <i>959</i> | <i>1224</i> | <i>177</i> | <i>326</i> | <i>503</i> | <i>627</i> | <i>410</i> | <i>1466</i> | <i>357</i> | <i>893</i> | <i>369</i> | <i>222</i> | <i>338</i> | <i>21</i> |
| D10G: Nuclear or biological annihilation will probably be the fate of all mankind, within my lifetime | | | | | | | | | | | | | | | | |
| 1. Disagree | 25.6 | 27.7 | 24.2 | 29.1 | 23.3 | 23.1 | 28.5 | 26.2 | 23.3 | 27.4 | 20.0 | 30.1 | 24.1 | 24.1 | 18.1 | 24.1 |
| 2. Mostly disagree | 18.0 | 19.7 | 17.1 | 19.3 | 14.9 | 17.6 | 18.7 | 18.0 | 17.6 | 18.8 | 16.4 | 18.4 | 17.8 | 21.6 | 16.0 | 13.2 |
| 3. Neither | 37.4 | 31.5 | 42.1 | 35.6 | 46.0 | 40.8 | 37.2 | 38.3 | 33.6 | 35.6 | 43.5 | 35.2 | 42.1 | 28.4 | 42.5 | 26.8 |
| 4. Mostly agree | 12.9 | 14.4 | 11.2 | 10.8 | 9.6 | 13.0 | 10.4 | 11.3 | 18.3 | 12.7 | 12.8 | 12.5 | 9.5 | 15.4 | 15.8 | 11.2 |
| 5. Agree | 6.1 | 6.8 | 5.4 | 5.2 | 6.2 | 5.4 | 5.2 | 6.3 | 7.2 | 5.5 | 7.3 | 3.8 | 6.4 | 10.5 | 7.6 | 24.7 |
| <i>Item 10980 Subject J</i> | <i>N 1871</i> | <i>834</i> | <i>960</i> | <i>1225</i> | <i>176</i> | <i>327</i> | <i>501</i> | <i>626</i> | <i>417</i> | <i>1468</i> | <i>359</i> | <i>894</i> | <i>371</i> | <i>224</i> | <i>338</i> | <i>21</i> |
| D10H: The human race has come through tough times before, and will do so again | | | | | | | | | | | | | | | | |
| 1. Disagree | 4.5 | 5.8 | 2.9 | 3.3 | 8.1 | 3.7 | 4.3 | 4.0 | 6.3 | 4.1 | 5.6 | 4.8 | 3.8 | 4.1 | 4.9 | 7.5 |
| 2. Mostly disagree | 5.6 | 7.1 | 4.0 | 4.4 | 5.0 | 4.7 | 5.0 | 5.7 | 6.8 | 4.7 | 9.2 | 5.3 | 3.4 | 7.6 | 6.2 | 10.4 |
| 3. Neither | 27.7 | 25.2 | 29.0 | 24.9 | 30.9 | 35.8 | 24.1 | 26.3 | 28.0 | 25.7 | 34.0 | 26.4 | 33.5 | 19.4 | 31.0 | 15.9 |
| 4. Mostly agree | 36.1 | 35.9 | 37.5 | 38.6 | 30.2 | 30.9 | 38.5 | 35.9 | 37.3 | 38.6 | 27.7 | 37.4 | 33.9 | 39.5 | 32.6 | 44.3 |
| 5. Agree | 26.1 | 26.0 | 26.6 | 28.8 | 25.7 | 24.9 | 28.1 | 28.1 | 21.6 | 26.9 | 23.4 | 26.1 | 25.3 | 29.4 | 25.2 | 21.9 |
| <i>Item 10990 Subject J</i> | <i>N 1869</i> | <i>829</i> | <i>961</i> | <i>1224</i> | <i>175</i> | <i>326</i> | <i>503</i> | <i>624</i> | <i>417</i> | <i>1469</i> | <i>357</i> | <i>894</i> | <i>369</i> | <i>224</i> | <i>338</i> | <i>21</i> |

| QUESTIONNAIRE FORM 4 2002 | TOTAL | SEX | | RACE | | REGION | | | | COLLEGE PLANS? | | ILLICIT DRUG USE: LIFETIME | | | | |
|--|---------------|------|------|-------|-------|--------|------|------|------|-------------------|------|----------------------------|------------------------|--------------|---------------|--------------------|
| | | M | F | White | Black | NE | NC | S | W | Yes | No | None | Mari- juana Only | Few Pills | More Pills | Any Her- oin |
| <i>N (Weighted No. of Cases):</i> | 2227 | 959 | 1101 | 1347 | 239 | 436 | 557 | 747 | 488 | 1646 | 408 | 1023 | 443 | 263 | 389 | 23 |
| <i>% of Weighted Total:</i> | 100.0 | 43.1 | 49.4 | 60.5 | 10.7 | 19.6 | 25.0 | 33.5 | 21.9 | 73.9 | 18.3 | 46.0 | 19.9 | 11.8 | 17.5 | 1.0 |
| The next questions are about alcohol use—this time asking separately about beer, wine, wine coolers, and hard liquor. | | | | | | | | | | | | | | | | |
| D11: On how many occasions (if any) have you had beer to drink . . . | | | | | | | | | | | | | | | | |
| D11A: . . . in your lifetime? | | | | | | | | | | | | | | | | |
| 1. 0 occasions | 26.9 | 25.2 | 29.2 | 23.9 | 53.3 | 20.9 | 25.8 | 29.4 | 29.5 | 27.5 | 23.9 | 49.7 | 9.7 | 8.3 | 3.6 | 6.0 |
| 2. 1-2 | 12.6 | 9.2 | 15.1 | 11.7 | 21.6 | 12.4 | 12.5 | 14.6 | 9.8 | 13.6 | 9.6 | 16.0 | 14.0 | 11.6 | 4.3 | 11.0 |
| 3. 3-5 | 10.3 | 11.5 | 10.0 | 10.2 | 6.8 | 9.3 | 10.0 | 10.4 | 11.3 | 10.5 | 9.9 | 10.2 | 12.8 | 11.1 | 7.9 | - |
| 4. 6-9 | 8.5 | 7.2 | 9.4 | 8.6 | 3.1 | 10.4 | 6.6 | 9.9 | 7.1 | 8.4 | 8.7 | 7.4 | 11.4 | 6.0 | 10.4 | - |
| 5. 10-19 | 9.0 | 7.9 | 9.8 | 9.7 | 3.8 | 10.7 | 10.0 | 6.6 | 10.3 | 8.8 | 9.9 | 6.2 | 12.3 | 16.0 | 7.3 | 17.4 |
| 6. 20-39 | 10.2 | 10.0 | 10.3 | 10.6 | 3.1 | 8.7 | 11.4 | 10.5 | 9.6 | 10.6 | 9.0 | 4.0 | 16.6 | 15.0 | 15.7 | 12.4 |
| 7. 40 or more | 22.4 | 29.0 | 16.3 | 25.4 | 8.3 | 27.6 | 23.7 | 18.6 | 22.5 | 20.5 | 29.0 | 6.4 | 23.1 | 32.2 | 50.8 | 53.2 |
| <i>Item 11000 Subject A01a</i> | <i>N</i> 1745 | 766 | 903 | 1151 | 158 | 305 | 470 | 585 | 385 | 1364 | 340 | 805 | 348 | 220 | 336 | 20 |
| D11B: . . . during the last 12 months? | | | | | | | | | | | | | | | | |
| 1. 0 occasions | 40.7 | 37.1 | 44.7 | 36.3 | 71.8 | 33.5 | 37.0 | 46.0 | 43.1 | 41.4 | 38.2 | 65.0 | 25.3 | 21.2 | 13.9 | 6.0 |
| 2. 1-2 | 14.2 | 12.0 | 16.0 | 14.9 | 7.9 | 16.1 | 14.1 | 14.2 | 12.9 | 15.1 | 11.2 | 14.2 | 15.3 | 15.6 | 12.2 | 11.0 |
| 3. 3-5 | 8.2 | 7.1 | 8.9 | 8.0 | 8.3 | 10.0 | 7.4 | 8.0 | 7.9 | 8.3 | 7.1 | 7.7 | 12.5 | 8.8 | 5.3 | - |
| 4. 6-9 | 8.2 | 8.2 | 8.3 | 8.7 | 1.3 | 6.3 | 10.0 | 6.8 | 9.7 | 7.9 | 10.3 | 5.3 | 13.1 | 9.1 | 9.7 | - |
| 5. 10-19 | 10.4 | 11.7 | 9.1 | 11.0 | 5.0 | 9.2 | 12.6 | 9.0 | 10.7 | 10.5 | 9.4 | 3.5 | 15.1 | 14.3 | 17.3 | 34.8 |
| 6. 20-39 | 7.9 | 9.0 | 7.0 | 9.1 | 3.6 | 10.0 | 8.0 | 7.4 | 6.9 | 6.9 | 12.2 | 2.0 | 8.5 | 14.0 | 15.8 | 27.7 |
| 7. 40 or more | 10.4 | 15.0 | 5.9 | 12.1 | 2.1 | 14.9 | 11.0 | 8.7 | 8.8 | 9.9 | 11.5 | 2.3 | 10.1 | 17.0 | 25.8 | 20.5 |
| <i>Item 11010 Subject A01b</i> | <i>N</i> 1727 | 756 | 894 | 1140 | 158 | 305 | 467 | 578 | 378 | 1348 | 339 | 797 | 345 | 218 | 331 | 20 |
| D11C: . . . during the last 30 days? | | | | | | | | | | | | | | | | |
| 1. 0 occasions | 60.3 | 55.7 | 65.6 | 56.5 | 84.7 | 56.6 | 57.1 | 64.9 | 60.3 | 62.1 | 54.3 | 82.3 | 49.6 | 40.8 | 34.4 | 10.8 |
| 2. 1-2 | 13.0 | 11.1 | 14.5 | 14.3 | 4.9 | 14.1 | 13.5 | 12.2 | 12.7 | 13.6 | 10.2 | 9.9 | 18.5 | 17.8 | 11.4 | 23.6 |
| 3. 3-5 | 10.4 | 12.0 | 9.1 | 11.2 | 3.0 | 8.9 | 12.4 | 7.9 | 12.8 | 9.9 | 11.8 | 3.9 | 13.1 | 16.1 | 18.2 | 17.5 |
| 4. 6-9 | 7.5 | 10.1 | 5.0 | 8.2 | 4.7 | 9.7 | 8.3 | 6.9 | 5.5 | 7.0 | 9.6 | 2.2 | 9.1 | 7.8 | 17.4 | 21.4 |
| 5. 10-19 | 6.0 | 6.7 | 4.4 | 6.8 | 1.0 | 7.3 | 6.5 | 5.4 | 5.2 | 5.0 | 9.3 | 1.1 | 7.0 | 9.6 | 13.6 | 8.6 |
| 6. 20-39 | 1.5 | 2.2 | 0.7 | 1.7 | - | 2.8 | 1.3 | 1.6 | 0.2 | 1.2 | 2.8 | 0.2 | 0.8 | 3.8 | 3.6 | 4.2 |
| 7. 40 or more | 1.5 | 2.2 | 0.7 | 1.3 | 1.7 | 0.7 | 0.9 | 1.1 | 3.4 | 1.3 | 1.9 | 0.4 | 1.8 | 4.1 | 1.3 | 14.0 |
| <i>Item 11020 Subject A01c</i> | <i>N</i> 1724 | 754 | 891 | 1138 | 157 | 303 | 466 | 575 | 380 | 1345 | 338 | 796 | 345 | 218 | 329 | 20 |
| D12: Think back over the LAST TWO WEEKS. How many times have you had five or more 12-ounce cans of beer (or the equivalent) in a row? | | | | | | | | | | | | | | | | |
| 1. None | 73.9 | 66.3 | 81.8 | 71.8 | 92.8 | 71.4 | 71.1 | 77.6 | 73.7 | 77.1 | 63.0 | 92.5 | 69.6 | 57.6 | 46.8 | 40.6 |
| 2. Once | 6.9 | 7.3 | 6.5 | 7.1 | 0.6 | 7.4 | 8.0 | 5.7 | 6.9 | 6.3 | 9.2 | 2.6 | 10.0 | 10.0 | 12.2 | 8.3 |
| 3. Twice | 6.4 | 7.8 | 5.3 | 7.6 | 0.6 | 7.9 | 6.4 | 5.4 | 6.7 | 5.2 | 11.2 | 2.7 | 6.6 | 8.5 | 12.7 | 11.5 |
| 4. Three to five times | 7.9 | 11.8 | 3.8 | 8.8 | 4.2 | 6.9 | 9.0 | 7.7 | 7.6 | 7.7 | 8.4 | 1.6 | 9.5 | 11.9 | 17.6 | 23.6 |
| 5. Six to nine times | 2.8 | 4.0 | 1.1 | 2.6 | - | 3.9 | 3.3 | 2.1 | 2.3 | 2.4 | 3.7 | 0.1 | 1.5 | 6.0 | 7.7 | 8.3 |
| 6. Ten or more times | 2.1 | 2.7 | 1.5 | 2.1 | 1.9 | 2.5 | 2.3 | 1.4 | 2.8 | 1.3 | 4.5 | 0.5 | 2.7 | 5.9 | 2.9 | 7.7 |
| <i>Item 11030 Subject A01d</i> | <i>N</i> 1704 | 741 | 886 | 1126 | 156 | 298 | 458 | 572 | 376 | 1337 | 329 | 791 | 339 | 214 | 325 | 20 |
| D13: On how many occasions (if any) have you had wine cooler(s) to drink . . . | | | | | | | | | | | | | | | | |
| D13A: . . . in your lifetime? | | | | | | | | | | | | | | | | |
| 1. 0 occasions | 34.6 | 42.1 | 28.9 | 33.1 | 47.0 | 37.3 | 34.8 | 30.7 | 38.2 | 34.9 | 32.0 | 53.7 | 22.2 | 22.2 | 11.4 | 7.1 |
| 2. 1-2 | 16.5 | 16.6 | 16.5 | 16.6 | 17.0 | 13.9 | 14.6 | 18.3 | 17.9 | 17.2 | 14.0 | 16.7 | 19.9 | 18.0 | 11.3 | 27.9 |
| 3. 3-5 | 13.7 | 14.2 | 13.0 | 14.8 | 13.8 | 14.4 | 11.7 | 16.7 | 11.0 | 14.1 | 12.2 | 11.6 | 16.8 | 11.7 | 17.1 | 5.0 |
| 4. 6-9 | 11.5 | 10.7 | 12.4 | 10.8 | 9.2 | 10.8 | 12.9 | 10.7 | 11.5 | 11.4 | 12.1 | 8.2 | 16.6 | 13.2 | 13.0 | 18.7 |
| 5. 10-19 | 11.5 | 7.7 | 14.3 | 13.0 | 6.6 | 10.0 | 13.9 | 11.6 | 9.3 | 10.7 | 15.1 | 5.7 | 12.7 | 14.2 | 22.3 | 15.6 |
| 6. 20-39 | 7.1 | 4.4 | 9.3 | 6.5 | 4.9 | 7.0 | 6.7 | 7.3 | 7.5 | 7.3 | 6.7 | 2.6 | 8.5 | 13.9 | 11.9 | 6.5 |
| 7. 40 or more | 5.2 | 4.3 | 5.7 | 5.2 | 1.5 | 6.5 | 5.4 | 4.7 | 4.6 | 4.3 | 7.9 | 1.5 | 3.2 | 6.9 | 13.1 | 19.2 |
| <i>Item 22620 Subject A01a</i> | <i>N</i> 1748 | 769 | 899 | 1160 | 156 | 300 | 473 | 589 | 386 | 1363 | 343 | 806 | 349 | 218 | 342 | 20 |

DESCRIPTIVE RESULTS: 2002

183

| QUESTIONNAIRE FORM 4 2002 | TOTAL | SEX | | RACE | | REGION | | | | COLLEGE PLANS? | | ILLICIT DRUG USE: LIFETIME | | | | |
|--|---------------|------|------|-------|-------|--------|------|------|------|-------------------|------|----------------------------|------------------------|--------------|---------------|--------------------|
| | | M | F | White | Black | NE | NC | S | W | Yes | No | None | Mari- juana Only | Few Pills | More Pills | Any Her- oin |
| <i>N (Weighted No. of Cases):</i> | 2227 | 959 | 1101 | 1347 | 239 | 436 | 557 | 747 | 488 | 1646 | 408 | 1023 | 443 | 263 | 389 | 23 |
| <i>% of Weighted Total:</i> | 100.0 | 43.1 | 49.4 | 60.5 | 10.7 | 19.6 | 25.0 | 33.5 | 21.9 | 73.9 | 18.3 | 46.0 | 19.9 | 11.8 | 17.5 | 1.0 |
| D13B: . . . during the last 12 months? | | | | | | | | | | | | | | | | |
| 1. 0 occasions | 54.7 | 62.9 | 48.5 | 52.9 | 69.2 | 56.1 | 52.8 | 52.4 | 59.7 | 53.6 | 57.7 | 70.6 | 44.8 | 44.7 | 36.4 | 13.9 |
| 2. 1-2 | 18.0 | 18.8 | 17.2 | 18.7 | 10.8 | 14.9 | 17.4 | 19.5 | 18.7 | 18.8 | 15.0 | 14.4 | 26.6 | 15.4 | 18.8 | 26.1 |
| 3. 3-5 | 12.3 | 7.8 | 16.3 | 12.3 | 13.7 | 12.4 | 11.9 | 13.5 | 10.7 | 12.7 | 11.0 | 8.4 | 13.0 | 18.0 | 16.9 | 14.5 |
| 4. 6-9 | 6.5 | 4.0 | 8.0 | 6.7 | 2.7 | 7.6 | 7.3 | 6.2 | 5.1 | 6.6 | 6.4 | 3.3 | 6.8 | 6.6 | 13.7 | 7.5 |
| 5. 10-19 | 5.8 | 4.4 | 6.9 | 6.5 | 3.3 | 5.4 | 7.5 | 6.2 | 3.3 | 5.8 | 5.8 | 2.5 | 6.9 | 7.5 | 9.6 | 18.8 |
| 6. 20-39 | 1.3 | 1.1 | 1.5 | 1.4 | - | 0.8 | 1.6 | 1.2 | 1.3 | 1.1 | 2.0 | 0.6 | 0.9 | 3.8 | 1.5 | 5.0 |
| 7. 40 or more | 1.5 | 1.0 | 1.6 | 1.5 | 0.3 | 2.8 | 1.4 | 1.2 | 1.3 | 1.4 | 2.1 | 0.2 | 1.0 | 4.1 | 3.1 | 14.2 |
| <i>Item 22630 Subject A01b</i> | <i>N</i> 1737 | 768 | 889 | 1156 | 155 | 299 | 468 | 590 | 381 | 1356 | 340 | 804 | 344 | 216 | 340 | 20 |
| D13C: . . . during the last 30 days? | | | | | | | | | | | | | | | | |
| 1. 0 occasions | 80.7 | 88.0 | 75.8 | 79.7 | 87.3 | 82.2 | 79.1 | 79.4 | 83.4 | 81.2 | 78.2 | 88.0 | 81.1 | 71.4 | 71.8 | 52.7 |
| 2. 1-2 | 12.3 | 7.9 | 15.6 | 13.4 | 7.8 | 11.4 | 13.2 | 13.3 | 10.6 | 12.3 | 13.3 | 9.0 | 12.4 | 17.6 | 16.5 | 21.9 |
| 3. 3-5 | 3.7 | 2.2 | 4.8 | 4.0 | 3.5 | 3.1 | 4.6 | 3.9 | 2.8 | 3.9 | 3.5 | 1.6 | 3.3 | 5.7 | 7.0 | - |
| 4. 6-9 | 1.6 | 0.9 | 2.0 | 1.4 | 0.6 | 1.4 | 1.7 | 2.1 | 1.1 | 1.5 | 2.4 | 0.8 | 1.4 | 2.3 | 2.6 | 11.3 |
| 5. 10-19 | 0.5 | 0.2 | 0.9 | 0.8 | - | 0.9 | 1.1 | 0.3 | - | 0.3 | 1.6 | 0.4 | 0.3 | 0.8 | 0.9 | 4.4 |
| 6. 20-39 | 0.2 | - | 0.4 | 0.3 | - | - | - | 0.5 | 0.2 | 0.3 | - | 0.2 | 0.3 | 0.7 | - | - |
| 7. 40 or more | 0.8 | 0.7 | 0.4 | 0.4 | 0.8 | 1.0 | 0.3 | 0.6 | 1.8 | 0.5 | 0.9 | - | 1.4 | 1.6 | 1.3 | 9.7 |
| <i>Item 22640 Subject A01c</i> | <i>N</i> 1735 | 764 | 888 | 1150 | 157 | 300 | 468 | 585 | 382 | 1350 | 338 | 798 | 346 | 218 | 339 | 20 |
| D14: Think back over the LAST TWO WEEKS. How many times have you had five or more 12-ounce bottles of wine cooler (or the equivalent) in a row? | | | | | | | | | | | | | | | | |
| 1. None | 90.0 | 92.8 | 88.6 | 89.3 | 95.4 | 90.2 | 88.0 | 90.5 | 91.6 | 90.8 | 86.3 | 94.4 | 89.8 | 81.1 | 87.4 | 71.3 |
| 2. Once | 4.2 | 2.7 | 4.9 | 4.6 | 2.1 | 3.9 | 5.3 | 4.1 | 3.0 | 4.2 | 4.7 | 2.8 | 4.0 | 8.8 | 4.6 | 6.5 |
| 3. Twice | 2.9 | 2.1 | 3.4 | 3.3 | 1.7 | 2.3 | 3.6 | 3.4 | 1.9 | 2.6 | 4.7 | 1.8 | 4.1 | 4.0 | 2.6 | 2.1 |
| 4. Three to five times | 1.6 | 1.3 | 1.9 | 1.8 | - | 1.7 | 1.8 | 1.3 | 1.8 | 1.6 | 1.7 | 0.7 | 0.5 | 3.8 | 3.4 | 5.3 |
| 5. Six to nine times | 0.4 | 0.2 | 0.7 | 0.6 | - | 1.0 | 0.5 | 0.2 | 0.3 | 0.3 | 1.2 | 0.2 | 0.5 | 0.6 | 0.6 | 4.6 |
| 6. Ten or more times | 0.9 | 0.9 | 0.6 | 0.5 | 0.8 | 0.8 | 0.8 | 0.6 | 1.3 | 0.5 | 1.4 | 0.2 | 1.0 | 1.7 | 1.4 | 10.1 |
| <i>Item 22650 Subject A01d</i> | <i>N</i> 1688 | 734 | 874 | 1126 | 152 | 289 | 455 | 580 | 364 | 1328 | 318 | 793 | 337 | 204 | 322 | 19 |
| D15: On how many occasions (if any) have you had wine to drink, not counting wine coolers . . . | | | | | | | | | | | | | | | | |
| D15A: . . . in your lifetime? | | | | | | | | | | | | | | | | |
| 1. 0 occasions | 43.4 | 44.8 | 42.6 | 40.7 | 62.8 | 36.5 | 41.5 | 44.8 | 48.8 | 42.3 | 47.2 | 61.5 | 32.0 | 32.3 | 21.4 | 9.1 |
| 2. 1-2 | 19.1 | 17.5 | 20.7 | 18.7 | 21.4 | 21.0 | 19.3 | 17.9 | 19.4 | 19.4 | 19.4 | 15.8 | 24.0 | 22.4 | 18.6 | 25.6 |
| 3. 3-5 | 14.6 | 13.7 | 15.4 | 15.8 | 8.1 | 13.7 | 15.7 | 15.9 | 11.8 | 15.4 | 10.4 | 11.6 | 17.7 | 13.0 | 18.6 | 26.6 |
| 4. 6-9 | 9.8 | 10.2 | 9.2 | 10.6 | 3.0 | 9.2 | 11.8 | 10.1 | 7.3 | 10.0 | 10.1 | 6.3 | 9.3 | 13.3 | 16.9 | - |
| 5. 10-19 | 5.4 | 4.7 | 5.5 | 5.9 | 3.8 | 7.7 | 5.8 | 4.6 | 4.6 | 5.6 | 5.1 | 2.1 | 9.8 | 6.8 | 8.0 | 6.3 |
| 6. 20-39 | 3.6 | 4.6 | 2.9 | 4.3 | - | 5.1 | 2.0 | 4.1 | 3.8 | 3.5 | 4.7 | 1.5 | 2.1 | 4.3 | 8.9 | 22.7 |
| 7. 40 or more | 4.1 | 4.5 | 3.8 | 3.9 | 1.0 | 6.9 | 3.9 | 2.6 | 4.4 | 3.9 | 3.1 | 1.2 | 5.1 | 7.8 | 7.4 | 9.7 |
| <i>Item 11040 Subject A01a</i> | <i>N</i> 1727 | 756 | 892 | 1146 | 154 | 293 | 465 | 588 | 381 | 1355 | 332 | 797 | 348 | 209 | 338 | 20 |
| D15B: . . . during the last 12 months? | | | | | | | | | | | | | | | | |
| 1. 0 occasions | 61.7 | 61.6 | 61.6 | 59.1 | 76.2 | 53.4 | 61.2 | 62.8 | 67.1 | 60.5 | 67.3 | 77.4 | 54.0 | 51.1 | 40.2 | 39.7 |
| 2. 1-2 | 20.1 | 20.2 | 21.0 | 20.7 | 16.9 | 22.6 | 20.6 | 20.2 | 17.5 | 20.2 | 19.2 | 13.9 | 25.8 | 23.9 | 26.5 | 23.2 |
| 3. 3-5 | 8.4 | 7.2 | 9.1 | 9.3 | 2.9 | 9.5 | 9.4 | 7.8 | 6.9 | 9.1 | 6.2 | 5.2 | 6.9 | 9.5 | 16.2 | 9.8 |
| 4. 6-9 | 4.7 | 5.3 | 3.7 | 5.5 | 1.2 | 7.3 | 4.4 | 4.0 | 4.2 | 5.3 | 2.1 | 2.1 | 6.9 | 5.6 | 8.5 | - |
| 5. 10-19 | 2.7 | 3.7 | 2.0 | 3.2 | 2.4 | 3.2 | 2.9 | 3.3 | 1.4 | 2.8 | 2.9 | 0.9 | 3.5 | 3.3 | 6.1 | 5.3 |
| 6. 20-39 | 1.3 | 1.0 | 1.6 | 1.6 | - | 2.1 | 0.8 | 1.3 | 1.3 | 1.3 | 1.1 | 0.3 | 1.3 | 5.1 | 0.7 | 16.9 |
| 7. 40 or more | 1.0 | 1.0 | 0.9 | 0.6 | 0.3 | 1.8 | 0.6 | 0.7 | 1.6 | 0.8 | 1.3 | 0.2 | 1.7 | 1.6 | 1.9 | 5.2 |
| <i>Item 11050 Subject A01b</i> | <i>N</i> 1710 | 747 | 884 | 1135 | 154 | 291 | 461 | 577 | 380 | 1339 | 331 | 788 | 346 | 208 | 334 | 20 |
| D15C: . . . during the last 30 days? | | | | | | | | | | | | | | | | |
| 1. 0 occasions | 86.6 | 86.8 | 86.8 | 85.2 | 93.1 | 82.7 | 85.1 | 87.3 | 90.2 | 86.3 | 88.4 | 93.0 | 84.0 | 81.0 | 78.8 | 61.6 |
| 2. 1-2 | 8.6 | 8.6 | 8.4 | 9.7 | 3.3 | 9.4 | 10.0 | 9.3 | 5.0 | 9.2 | 6.6 | 5.2 | 8.9 | 10.8 | 13.9 | 23.3 |
| 3. 3-5 | 2.9 | 3.1 | 2.6 | 3.6 | 0.8 | 5.2 | 3.1 | 1.8 | 2.7 | 3.0 | 2.1 | 1.3 | 4.8 | 4.1 | 4.3 | 3.3 |
| 4. 6-9 | 0.8 | 0.2 | 1.3 | 0.7 | 2.0 | 0.6 | 1.0 | 0.7 | 0.8 | 0.7 | 1.3 | 0.3 | 0.5 | 1.4 | 1.7 | 2.0 |
| 5. 10-19 | 0.3 | 0.4 | 0.3 | 0.4 | - | 1.0 | 0.7 | - | - | 0.2 | 0.9 | - | 0.9 | 0.5 | 0.6 | - |
| 6. 20-39 | 0.4 | 0.5 | 0.3 | 0.4 | - | 0.3 | - | 0.5 | 0.7 | 0.3 | 0.8 | 0.2 | 0.8 | 0.7 | - | 4.5 |
| 7. 40 or more | 0.4 | 0.4 | 0.2 | 0.1 | 0.8 | 0.8 | 0.2 | 0.3 | 0.6 | 0.4 | - | * | 0.1 | 1.7 | 0.7 | 5.2 |
| <i>Item 11060 Subject A01c</i> | <i>N</i> 1712 | 749 | 883 | 1135 | 155 | 292 | 461 | 577 | 382 | 1340 | 331 | 788 | 346 | 210 | 335 | 20 |

*=less than .05 percent.

| QUESTIONNAIRE FORM 4 2002 | TOTAL | SEX | | RACE | | REGION | | | | COLLEGE PLANS? | | ILLICIT DRUG USE: LIFETIME | | | | |
|--|---------------|------|------|-------|-------|--------|------|------|------|-------------------|------|----------------------------|------------------------|--------------|---------------|--------------------|
| | | M | F | White | Black | NE | NC | S | W | Yes | No | None | Mari- juana Only | Few Pills | More Pills | Any Her- oin |
| <i>N (Weighted No. of Cases):</i> | 2227 | 959 | 1101 | 1347 | 239 | 436 | 557 | 747 | 488 | 1646 | 408 | 1023 | 443 | 263 | 389 | 23 |
| <i>% of Weighted Total:</i> | 100.0 | 43.1 | 49.4 | 60.5 | 10.7 | 19.6 | 25.0 | 33.5 | 21.9 | 73.9 | 18.3 | 46.0 | 19.9 | 11.8 | 17.5 | 1.0 |
| D16: Think back over the LAST TWO WEEKS. How many times have you had five or more 4-ounce glasses of wine in a row (or the equivalent, which is about three-fourths of a bottle)? | | | | | | | | | | | | | | | | |
| 1. None | 95.3 | 95.4 | 95.9 | 95.3 | 96.9 | 94.7 | 95.4 | 96.1 | 94.2 | 95.9 | 93.6 | 98.7 | 94.6 | 93.2 | 89.6 | 81.2 |
| 2. Once | 1.9 | 2.0 | 1.7 | 2.3 | 1.4 | 2.2 | 2.4 | 1.5 | 1.5 | 1.5 | 3.4 | 0.5 | 2.2 | 2.7 | 3.8 | 8.6 |
| 3. Twice | 1.4 | 1.3 | 1.2 | 1.3 | 0.9 | 1.6 | 1.3 | 0.9 | 1.9 | 1.2 | 2.1 | 0.6 | 0.3 | 1.6 | 4.4 | - |
| 4. Three to five times | 0.9 | 0.7 | 0.9 | 0.8 | - | 0.6 | 0.6 | 1.0 | 1.2 | 1.0 | - | 0.2 | 2.4 | 0.8 | 1.0 | - |
| 5. Six to nine times | 0.1 | - | - | - | - | - | 0.2 | - | - | 0.1 | - | - | - | - | - | 5.4 |
| 6. Ten or more times | 0.6 | 0.7 | 0.4 | 0.3 | 0.8 | 0.8 | - | 0.5 | 1.3 | 0.3 | 0.9 | - | 0.6 | 1.8 | 1.1 | 4.7 |
| <i>Item 11070 Subject A01d</i> | <i>N</i> 1676 | 721 | 876 | 1112 | 153 | 285 | 446 | 577 | 368 | 1319 | 314 | 786 | 336 | 198 | 323 | 19 |
| These next questions are about hard liquor. (Hard liquor includes whiskey, Scotch, bourbon, gin, vodka, rum, etc., or mixed drinks made with liquor.) | | | | | | | | | | | | | | | | |
| D17: On how many occasions (if any) have you had liquor to drink . . . | | | | | | | | | | | | | | | | |
| D17A: . . . in your lifetime? | | | | | | | | | | | | | | | | |
| 1. 0 occasions | 27.8 | 27.0 | 28.9 | 25.2 | 47.4 | 21.5 | 26.1 | 30.6 | 30.5 | 28.1 | 26.1 | 50.4 | 10.1 | 13.2 | 3.9 | 6.0 |
| 2. 1-2 | 11.4 | 10.4 | 12.0 | 10.1 | 14.4 | 9.4 | 11.3 | 12.3 | 11.6 | 11.7 | 9.8 | 16.2 | 10.5 | 6.0 | 3.8 | 6.2 |
| 3. 3-5 | 11.2 | 11.3 | 11.0 | 11.2 | 9.2 | 12.6 | 9.5 | 11.7 | 11.4 | 12.4 | 6.9 | 12.2 | 13.4 | 12.7 | 6.2 | 4.7 |
| 4. 6-9 | 11.1 | 9.6 | 12.7 | 11.6 | 13.6 | 13.2 | 11.4 | 11.1 | 9.2 | 10.8 | 12.9 | 7.5 | 19.8 | 13.6 | 10.4 | - |
| 5. 10-19 | 12.2 | 11.3 | 12.8 | 13.3 | 4.1 | 12.6 | 12.9 | 11.2 | 12.8 | 12.2 | 12.8 | 7.8 | 16.7 | 16.7 | 15.4 | 14.4 |
| 6. 20-39 | 11.0 | 10.9 | 11.0 | 12.0 | 6.1 | 13.3 | 11.6 | 10.2 | 9.8 | 10.7 | 12.6 | 3.0 | 14.1 | 18.5 | 20.9 | 28.3 |
| 7. 40 or more | 15.2 | 19.5 | 11.5 | 16.5 | 5.4 | 17.3 | 17.2 | 13.0 | 14.7 | 14.1 | 18.8 | 2.8 | 15.4 | 19.3 | 39.4 | 40.2 |
| <i>Item 11080 Subject A01a</i> | <i>N</i> 1732 | 758 | 892 | 1147 | 155 | 299 | 470 | 586 | 377 | 1352 | 340 | 796 | 347 | 215 | 339 | 20 |
| D17B: . . . during the last 12 months? | | | | | | | | | | | | | | | | |
| 1. 0 occasions | 39.6 | 39.1 | 40.5 | 36.4 | 58.1 | 31.4 | 36.2 | 43.3 | 44.5 | 39.7 | 37.1 | 64.4 | 23.7 | 21.9 | 11.0 | 6.0 |
| 2. 1-2 | 15.8 | 13.3 | 17.7 | 15.4 | 15.0 | 19.4 | 15.5 | 15.2 | 14.4 | 16.3 | 14.9 | 16.1 | 18.6 | 17.4 | 11.7 | 11.0 |
| 3. 3-5 | 12.6 | 12.3 | 13.2 | 12.3 | 13.8 | 14.2 | 11.9 | 11.7 | 13.5 | 13.0 | 11.7 | 8.9 | 17.8 | 18.7 | 12.7 | 8.1 |
| 4. 6-9 | 10.0 | 10.2 | 9.0 | 11.2 | 4.1 | 8.3 | 10.7 | 11.0 | 8.8 | 9.3 | 13.4 | 4.9 | 12.8 | 12.5 | 16.3 | 14.5 |
| 5. 10-19 | 10.0 | 10.5 | 10.2 | 12.0 | 3.8 | 10.3 | 12.6 | 9.6 | 7.2 | 10.2 | 9.2 | 3.2 | 16.9 | 11.1 | 18.5 | 17.4 |
| 6. 20-39 | 6.2 | 7.8 | 5.3 | 7.0 | 3.4 | 7.3 | 8.0 | 4.8 | 5.2 | 6.0 | 7.4 | 1.6 | 5.5 | 10.0 | 14.1 | 25.9 |
| 7. 40 or more | 5.9 | 6.8 | 4.2 | 5.8 | 2.0 | 9.1 | 5.2 | 4.4 | 6.3 | 5.5 | 6.4 | 0.9 | 4.8 | 8.4 | 15.8 | 17.1 |
| <i>Item 11090 Subject A01b</i> | <i>N</i> 1716 | 751 | 883 | 1137 | 155 | 297 | 467 | 580 | 372 | 1341 | 335 | 791 | 339 | 214 | 336 | 20 |
| D17C: . . . during the last 30 days? | | | | | | | | | | | | | | | | |
| 1. 0 occasions | 64.0 | 62.1 | 66.2 | 60.9 | 78.2 | 58.6 | 60.4 | 67.1 | 68.2 | 65.8 | 57.5 | 84.4 | 57.2 | 46.9 | 38.3 | 10.8 |
| 2. 1-2 | 16.8 | 17.2 | 16.4 | 18.9 | 11.0 | 18.7 | 18.1 | 16.5 | 14.0 | 16.5 | 19.2 | 9.8 | 19.6 | 27.9 | 22.2 | 26.7 |
| 3. 3-5 | 8.5 | 9.2 | 8.2 | 9.8 | 4.0 | 7.5 | 9.4 | 8.9 | 7.6 | 7.8 | 10.0 | 3.6 | 10.5 | 9.7 | 16.0 | 18.9 |
| 4. 6-9 | 4.7 | 4.6 | 4.1 | 5.0 | 2.8 | 7.3 | 6.9 | 2.8 | 2.6 | 4.5 | 6.0 | 1.0 | 5.9 | 6.8 | 11.0 | 5.0 |
| 5. 10-19 | 3.6 | 4.3 | 3.3 | 3.5 | 2.2 | 5.0 | 3.2 | 3.2 | 3.8 | 3.5 | 4.3 | 0.7 | 4.1 | 1.9 | 10.2 | 24.7 |
| 6. 20-39 | 1.2 | 1.5 | 1.1 | 1.2 | 0.4 | 1.3 | 0.9 | 0.9 | 1.8 | 1.0 | 1.9 | 0.2 | 1.1 | 4.4 | 1.1 | 8.7 |
| 7. 40 or more | 1.2 | 1.1 | 0.7 | 0.6 | 1.3 | 1.5 | 1.1 | 0.6 | 1.9 | 0.9 | 1.1 | 0.3 | 1.6 | 2.4 | 1.2 | 5.2 |
| <i>Item 11100 Subject A01c</i> | <i>N</i> 1718 | 755 | 880 | 1135 | 155 | 297 | 466 | 576 | 378 | 1336 | 338 | 792 | 337 | 216 | 336 | 20 |
| D18: Think back over the LAST TWO WEEKS. How many times have you had five or more mixed drinks or shot glasses of hard liquor in a row? | | | | | | | | | | | | | | | | |
| 1. None | 74.4 | 72.8 | 76.4 | 72.6 | 86.4 | 72.2 | 71.9 | 75.7 | 77.3 | 76.3 | 68.1 | 91.5 | 71.9 | 61.3 | 48.0 | 15.8 |
| 2. Once | 9.6 | 9.5 | 9.5 | 11.2 | 2.7 | 10.2 | 10.7 | 11.7 | 4.7 | 9.6 | 10.4 | 4.7 | 11.7 | 15.0 | 14.8 | 18.6 |
| 3. Twice | 7.0 | 7.1 | 7.0 | 8.0 | 5.8 | 7.0 | 8.6 | 7.0 | 5.3 | 6.0 | 10.8 | 2.2 | 6.9 | 8.4 | 17.4 | 22.0 |
| 4. Three to five times | 5.2 | 5.7 | 4.7 | 5.4 | 1.7 | 6.3 | 4.1 | 3.7 | 8.0 | 4.8 | 6.6 | 1.2 | 4.0 | 9.2 | 13.0 | 22.0 |
| 5. Six to nine times | 1.9 | 2.3 | 1.1 | 1.3 | 2.6 | 1.2 | 3.3 | 1.2 | 1.6 | 1.9 | 0.8 | 0.3 | 3.1 | 0.9 | 4.3 | 17.2 |
| 6. Ten or more times | 1.9 | 2.6 | 1.4 | 1.5 | 0.8 | 3.0 | 1.5 | 0.8 | 3.1 | 1.4 | 3.2 | 0.2 | 2.5 | 5.2 | 2.6 | 4.4 |
| <i>Item 11110 Subject A01d</i> | <i>N</i> 1648 | 717 | 856 | 1098 | 149 | 279 | 445 | 564 | 360 | 1298 | 313 | 777 | 325 | 194 | 316 | 20 |

DESCRIPTIVE RESULTS: 2002

185

| QUESTIONNAIRE FORM 4 2002 | TOTAL | SEX | | RACE | | REGION | | | | COLLEGE PLANS? | | ILLICIT DRUG USE: LIFETIME | | | | | |
|--|----------|-------------|------------|------------|-------------|------------|------------|------------|------------|-------------------|-------------|----------------------------|------------------------|--------------|---------------|--------------------|-----------|
| | | M | F | White | Black | NE | NC | S | W | Yes | No | None | Mari- juana Only | Few Pills | More Pills | Any Her- oin | |
| <i>N (Weighted No. of Cases):</i> | 2227 | 959 | 1101 | 1347 | 239 | 436 | 557 | 747 | 488 | 1646 | 408 | 1023 | 443 | 263 | 389 | 23 | |
| <i>% of Weighted Total:</i> | 100.0 | 43.1 | 49.4 | 60.5 | 10.7 | 19.6 | 25.0 | 33.5 | 21.9 | 73.9 | 18.3 | 46.0 | 19.9 | 11.8 | 17.5 | 1.0 | |
| D19: The next questions are on another topic. Do you know about how much an ounce of marijuana would cost in your area? | | | | | | | | | | | | | | | | | |
| 88. Don't know | 63.7 | 53.7 | 73.3 | 64.5 | 65.6 | 55.8 | 66.9 | 67.2 | 60.3 | 65.8 | 56.5 | 87.4 | 50.7 | 45.9 | 30.1 | 4.6 | |
| 01. Less than \$50 | 9.2 | 10.3 | 7.7 | 7.5 | 9.9 | 9.2 | 5.8 | 11.2 | 10.3 | 9.6 | 6.9 | 5.3 | 15.8 | 9.5 | 12.5 | 9.0 | |
| 02. \$50-\$99 | 10.8 | 13.2 | 8.6 | 11.1 | 11.5 | 12.0 | 7.1 | 13.4 | 10.5 | 10.0 | 14.1 | 3.6 | 15.1 | 13.8 | 22.4 | 33.3 | |
| 03. \$100-\$149 | 6.9 | 9.9 | 4.1 | 7.3 | 5.8 | 8.0 | 9.9 | 5.6 | 4.5 | 6.3 | 8.0 | 2.0 | 8.8 | 15.2 | 11.7 | 10.2 | |
| 04. \$150-\$199 | 3.4 | 4.3 | 2.8 | 3.8 | 3.0 | 4.4 | 6.3 | 1.4 | 2.3 | 3.1 | 5.1 | 0.7 | 5.0 | 4.5 | 8.3 | 3.9 | |
| 05. \$200-\$249 | 2.1 | 3.1 | 1.4 | 2.4 | 1.1 | 4.6 | 1.6 | 0.5 | 3.2 | 2.2 | 1.8 | 0.5 | 2.2 | 3.4 | 4.2 | 23.6 | |
| 06. \$250-\$299 | 1.3 | 2.1 | 0.5 | 1.5 | 0.2 | 1.9 | 0.3 | - | 3.9 | 1.2 | 2.0 | 0.3 | 0.7 | 3.2 | 3.4 | 1.1 | |
| 07. \$300-\$399 | 1.4 | 1.6 | 1.1 | 1.3 | 0.2 | 2.8 | 1.0 | 0.2 | 2.6 | 0.9 | 3.3 | - | 0.7 | 2.4 | 5.0 | 4.8 | |
| 08. \$400-\$499 | 0.5 | 0.7 | 0.2 | 0.3 | - | 0.4 | 0.9 | - | 0.8 | 0.5 | 0.6 | * | 0.7 | 0.8 | 1.1 | 5.1 | |
| 09. \$500 or more | 0.7 | 1.1 | 0.1 | 0.3 | 2.6 | 0.7 | 0.3 | 0.5 | 1.5 | 0.5 | 1.6 | 0.2 | 0.4 | 1.4 | 1.4 | 4.4 | |
| <i>Item 20506 Subject A01m</i> | <i>N</i> | <i>1876</i> | <i>820</i> | <i>967</i> | <i>1228</i> | <i>177</i> | <i>318</i> | <i>505</i> | <i>640</i> | <i>413</i> | <i>1475</i> | <i>353</i> | <i>895</i> | <i>373</i> | <i>221</i> | <i>340</i> | <i>21</i> |
| D20: During the past 12 months, how often have you seen people selling illegal drugs in your neighborhood? | | | | | | | | | | | | | | | | | |
| 1. Never | 57.0 | 54.0 | 60.9 | 60.6 | 40.8 | 48.5 | 61.0 | 56.2 | 59.9 | 58.6 | 49.5 | 73.3 | 48.1 | 48.1 | 34.2 | 12.1 | |
| 2. A few times a year | 15.7 | 16.3 | 14.7 | 15.9 | 16.6 | 16.4 | 15.5 | 16.6 | 13.9 | 16.7 | 11.8 | 15.5 | 18.3 | 12.5 | 14.9 | 23.7 | |
| 3. Once or twice a month | 8.7 | 8.7 | 8.1 | 8.6 | 10.5 | 11.1 | 9.2 | 8.5 | 6.6 | 8.2 | 11.7 | 4.1 | 13.8 | 14.8 | 11.4 | - | |
| 4. At least once a week | 8.9 | 9.8 | 8.5 | 7.6 | 9.5 | 9.4 | 6.2 | 9.5 | 11.0 | 8.2 | 11.7 | 4.0 | 9.9 | 9.8 | 18.5 | 28.8 | |
| 5. Almost every day | 9.7 | 11.2 | 7.8 | 7.3 | 22.6 | 14.6 | 8.1 | 9.2 | 8.6 | 8.3 | 15.4 | 3.0 | 9.9 | 14.7 | 21.0 | 35.4 | |
| <i>Item 30880 Subject A03a</i> | <i>N</i> | <i>1874</i> | <i>821</i> | <i>964</i> | <i>1229</i> | <i>175</i> | <i>318</i> | <i>504</i> | <i>637</i> | <i>415</i> | <i>1474</i> | <i>354</i> | <i>890</i> | <i>374</i> | <i>220</i> | <i>343</i> | <i>21</i> |
| These next questions ask for your opinions about the military services in the United States. | | | | | | | | | | | | | | | | | |
| E01: To what extent do you think the following opportunities are available to people who work in the military services? | | | | | | | | | | | | | | | | | |
| E01A: A chance to get ahead | | | | | | | | | | | | | | | | | |
| 1. To a very little extent | 8.3 | 10.3 | 5.9 | 6.9 | 11.7 | 7.1 | 8.8 | 7.9 | 9.0 | 7.3 | 11.9 | 7.5 | 7.9 | 8.4 | 9.1 | 7.5 | |
| 2. To a little extent | 9.4 | 9.8 | 9.2 | 10.4 | 5.7 | 9.8 | 9.5 | 8.8 | 9.8 | 9.8 | 8.1 | 10.7 | 10.5 | 4.7 | 5.9 | 23.9 | |
| 3. To some extent | 39.1 | 39.7 | 39.1 | 41.0 | 27.9 | 38.5 | 41.2 | 36.6 | 40.8 | 39.9 | 37.1 | 38.8 | 38.3 | 44.8 | 38.3 | 45.8 | |
| 4. To a great extent | 25.9 | 25.3 | 26.9 | 25.8 | 26.7 | 24.5 | 27.3 | 25.9 | 25.2 | 27.2 | 20.9 | 28.3 | 24.3 | 23.9 | 24.1 | 17.7 | |
| 5. To a very great extent | 17.3 | 14.8 | 18.9 | 15.8 | 27.9 | 20.1 | 13.1 | 20.7 | 15.2 | 15.7 | 22.0 | 14.7 | 19.1 | 18.3 | 22.6 | 5.1 | |
| <i>Item 11120 Subject L04</i> | <i>N</i> | <i>1823</i> | <i>811</i> | <i>931</i> | <i>1194</i> | <i>175</i> | <i>301</i> | <i>499</i> | <i>622</i> | <i>401</i> | <i>1435</i> | <i>343</i> | <i>869</i> | <i>366</i> | <i>210</i> | <i>332</i> | <i>21</i> |
| E01B: A chance to get more education | | | | | | | | | | | | | | | | | |
| 1. To a very little extent | 6.0 | 7.2 | 4.7 | 4.7 | 8.3 | 6.1 | 5.9 | 5.5 | 6.9 | 5.2 | 8.6 | 6.0 | 5.1 | 5.3 | 6.8 | 7.5 | |
| 2. To a little extent | 7.3 | 6.7 | 7.5 | 6.9 | 8.5 | 7.2 | 7.2 | 5.1 | 11.1 | 7.5 | 7.7 | 8.4 | 6.4 | 7.6 | 4.9 | 6.1 | |
| 3. To some extent | 29.8 | 31.3 | 29.2 | 30.6 | 22.0 | 31.6 | 29.3 | 29.0 | 30.3 | 29.9 | 28.9 | 30.4 | 31.5 | 27.6 | 27.8 | 32.4 | |
| 4. To a great extent | 32.9 | 33.9 | 32.5 | 35.2 | 24.9 | 30.2 | 37.3 | 32.0 | 31.2 | 34.2 | 28.6 | 34.2 | 30.8 | 34.2 | 31.8 | 44.1 | |
| 5. To a very great extent | 23.9 | 21.0 | 26.0 | 22.6 | 36.3 | 24.8 | 20.3 | 28.4 | 20.6 | 23.2 | 26.3 | 21.0 | 26.1 | 25.3 | 28.7 | 9.9 | |
| <i>Item 11130 Subject B10, L04</i> | <i>N</i> | <i>1823</i> | <i>810</i> | <i>931</i> | <i>1195</i> | <i>174</i> | <i>302</i> | <i>499</i> | <i>620</i> | <i>401</i> | <i>1435</i> | <i>343</i> | <i>869</i> | <i>365</i> | <i>210</i> | <i>332</i> | <i>21</i> |
| E01C: A chance to advance to a more responsible position | | | | | | | | | | | | | | | | | |
| 1. To a very little extent | 6.0 | 7.1 | 4.1 | 4.6 | 5.6 | 7.7 | 5.3 | 5.4 | 6.4 | 5.2 | 8.4 | 6.6 | 3.7 | 5.4 | 5.9 | 3.2 | |
| 2. To a little extent | 6.3 | 6.3 | 6.3 | 7.0 | 4.8 | 5.7 | 6.5 | 4.8 | 8.8 | 6.0 | 7.9 | 7.2 | 7.7 | 5.2 | 2.4 | 23.8 | |
| 3. To some extent | 28.3 | 31.7 | 26.0 | 29.0 | 19.4 | 28.1 | 28.3 | 26.8 | 31.1 | 28.9 | 25.9 | 27.9 | 29.4 | 28.8 | 28.6 | 31.0 | |
| 4. To a great extent | 34.5 | 34.4 | 35.1 | 36.2 | 32.0 | 35.1 | 37.3 | 33.6 | 32.0 | 35.9 | 29.4 | 37.6 | 29.8 | 34.4 | 33.3 | 27.5 | |
| 5. To a very great extent | 24.9 | 20.4 | 28.5 | 23.2 | 38.2 | 23.4 | 22.6 | 29.5 | 21.7 | 24.0 | 28.4 | 20.7 | 29.4 | 26.1 | 29.9 | 14.5 | |
| <i>Item 11140 Subject L04</i> | <i>N</i> | <i>1822</i> | <i>811</i> | <i>929</i> | <i>1193</i> | <i>175</i> | <i>301</i> | <i>498</i> | <i>622</i> | <i>401</i> | <i>1433</i> | <i>344</i> | <i>869</i> | <i>365</i> | <i>210</i> | <i>331</i> | <i>20</i> |
| E01D: A chance to have a personally more fulfilling job | | | | | | | | | | | | | | | | | |
| 1. To a very little extent | 8.2 | 9.3 | 6.0 | 6.8 | 7.8 | 7.0 | 7.9 | 7.6 | 10.3 | 7.1 | 12.1 | 8.9 | 6.7 | 7.0 | 7.0 | 19.9 | |
| 2. To a little extent | 9.1 | 10.3 | 8.0 | 10.4 | 5.9 | 8.2 | 8.9 | 8.7 | 10.5 | 9.8 | 6.9 | 9.8 | 9.8 | 3.0 | 10.4 | 4.2 | |
| 3. To some extent | 34.2 | 33.8 | 35.6 | 35.3 | 27.7 | 35.4 | 34.8 | 32.5 | 35.0 | 35.6 | 28.7 | 36.2 | 34.8 | 36.0 | 28.1 | 47.4 | |
| 4. To a great extent | 29.0 | 29.6 | 29.1 | 29.6 | 26.7 | 30.8 | 31.2 | 28.0 | 26.3 | 29.3 | 28.0 | 29.9 | 25.8 | 31.1 | 29.5 | 11.1 | |
| 5. To a very great extent | 19.7 | 17.0 | 21.4 | 17.9 | 31.9 | 18.6 | 17.2 | 23.2 | 17.9 | 18.2 | 24.3 | 15.2 | 22.9 | 22.8 | 24.9 | 17.4 | |
| <i>Item 11150 Subject C05, L04</i> | <i>N</i> | <i>1815</i> | <i>804</i> | <i>929</i> | <i>1187</i> | <i>175</i> | <i>301</i> | <i>497</i> | <i>618</i> | <i>399</i> | <i>1428</i> | <i>342</i> | <i>869</i> | <i>361</i> | <i>210</i> | <i>329</i> | <i>20</i> |

*=less than .05 percent.

| QUESTIONNAIRE FORM 4 2002 | TOTAL | SEX | | RACE | | REGION | | | | COLLEGE PLANS? | | ILLICIT DRUG USE: LIFETIME | | | | |
|---|---------------|------|------|-------|-------|--------|------|------|------|-------------------|------|----------------------------|------------------------|--------------|---------------|--------------------|
| | | M | F | White | Black | NE | NC | S | W | Yes | No | None | Mari- juana Only | Few Pills | More Pills | Any Her- oin |
| <i>N (Weighted No. of Cases):</i> | 2227 | 959 | 1101 | 1347 | 239 | 436 | 557 | 747 | 488 | 1646 | 408 | 1023 | 443 | 263 | 389 | 23 |
| <i>% of Weighted Total:</i> | 100.0 | 43.1 | 49.4 | 60.5 | 10.7 | 19.6 | 25.0 | 33.5 | 21.9 | 73.9 | 18.3 | 46.0 | 19.9 | 11.8 | 17.5 | 1.0 |
| E01E: A chance to get their ideas heard | | | | | | | | | | | | | | | | |
| 1. To a very little extent | 14.7 | 18.3 | 10.8 | 14.7 | 12.4 | 14.8 | 14.5 | 14.6 | 14.9 | 14.7 | 15.0 | 15.8 | 11.3 | 14.6 | 14.2 | 15.5 |
| 2. To a little extent | 17.5 | 21.4 | 15.1 | 19.4 | 10.0 | 16.5 | 16.1 | 18.9 | 17.9 | 19.1 | 13.0 | 16.1 | 22.7 | 10.9 | 19.7 | 40.9 |
| 3. To some extent | 35.2 | 32.4 | 37.8 | 36.4 | 28.8 | 38.8 | 34.7 | 32.7 | 36.9 | 35.2 | 34.3 | 38.3 | 33.2 | 36.1 | 31.0 | 20.7 |
| 4. To a great extent | 18.8 | 15.8 | 22.1 | 17.9 | 23.0 | 15.7 | 22.9 | 18.0 | 17.4 | 18.3 | 20.3 | 18.7 | 16.8 | 22.6 | 18.5 | 13.4 |
| 5. To a very great extent | 13.8 | 12.2 | 14.2 | 11.5 | 25.9 | 14.2 | 11.8 | 15.8 | 12.9 | 12.7 | 17.4 | 11.1 | 16.0 | 15.8 | 16.7 | 9.6 |
| <i>Item 11160 Subject L04</i> | <i>N</i> 1808 | 803 | 925 | 1183 | 175 | 301 | 495 | 618 | 395 | 1424 | 342 | 869 | 361 | 208 | 325 | 20 |
| E02: To what extent is it likely that a person in the military can get things changed and set right if treated unjustly by a superior? | | | | | | | | | | | | | | | | |
| 1. To a very little extent | 17.2 | 19.3 | 14.8 | 16.2 | 16.8 | 19.5 | 15.4 | 16.8 | 18.5 | 17.1 | 17.7 | 17.4 | 15.5 | 17.5 | 16.5 | 31.6 |
| 2. To a little extent | 22.3 | 22.0 | 23.0 | 24.2 | 10.0 | 19.7 | 24.8 | 21.3 | 22.8 | 24.7 | 14.5 | 23.5 | 20.6 | 21.2 | 23.6 | 18.2 |
| 3. To some extent | 40.2 | 39.9 | 41.1 | 40.7 | 36.9 | 40.4 | 38.1 | 40.8 | 41.5 | 40.0 | 39.9 | 41.4 | 43.1 | 34.7 | 39.9 | 33.6 |
| 4. To a great extent | 13.3 | 11.4 | 15.0 | 11.9 | 25.1 | 11.7 | 14.6 | 14.5 | 10.8 | 12.8 | 15.3 | 13.0 | 13.1 | 16.6 | 11.5 | 8.7 |
| 5. To a very great extent | 7.0 | 7.4 | 6.1 | 7.0 | 11.2 | 8.7 | 7.1 | 6.5 | 6.5 | 5.4 | 12.6 | 4.7 | 7.7 | 10.1 | 8.6 | 7.9 |
| <i>Item 11170 Subject L04</i> | <i>N</i> 1800 | 800 | 919 | 1178 | 174 | 297 | 495 | 609 | 399 | 1416 | 342 | 856 | 363 | 209 | 326 | 21 |
| E03: To what extent do you think there is any discrimination against women who are in the armed services? | | | | | | | | | | | | | | | | |
| 1. To a very little extent | 12.3 | 16.4 | 8.5 | 11.6 | 11.8 | 13.5 | 13.0 | 12.2 | 10.7 | 10.9 | 18.1 | 13.0 | 12.0 | 6.1 | 13.0 | 24.2 |
| 2. To a little extent | 18.1 | 20.5 | 16.0 | 20.3 | 8.1 | 12.9 | 22.3 | 16.5 | 19.4 | 18.0 | 19.0 | 19.2 | 17.1 | 22.7 | 14.8 | 8.6 |
| 3. To some extent | 41.9 | 40.1 | 43.9 | 42.4 | 41.1 | 42.2 | 37.3 | 43.7 | 44.4 | 41.7 | 42.3 | 43.6 | 41.2 | 43.4 | 39.2 | 25.5 |
| 4. To a great extent | 17.7 | 14.6 | 20.3 | 17.4 | 23.2 | 21.7 | 18.0 | 17.4 | 14.7 | 19.6 | 10.1 | 16.7 | 19.3 | 16.0 | 17.4 | 29.3 |
| 5. To a very great extent | 10.0 | 8.4 | 11.4 | 8.3 | 15.7 | 9.7 | 9.4 | 10.2 | 10.8 | 9.8 | 10.3 | 7.4 | 10.4 | 11.8 | 15.7 | 12.4 |
| <i>Item 11180 Subject D06, L04</i> | <i>N</i> 1803 | 804 | 919 | 1182 | 172 | 296 | 496 | 609 | 402 | 1418 | 342 | 859 | 363 | 209 | 326 | 20 |
| E04: To what extent do you think there is any discrimination against African American people who are in the armed services? | | | | | | | | | | | | | | | | |
| 1. To a very little extent | 25.3 | 33.0 | 17.8 | 26.4 | 20.0 | 25.1 | 25.3 | 28.3 | 21.0 | 24.1 | 29.1 | 24.8 | 23.1 | 23.3 | 28.4 | 21.5 |
| 2. To a little extent | 23.0 | 25.1 | 21.8 | 24.9 | 14.5 | 20.9 | 25.2 | 19.8 | 26.9 | 24.1 | 21.0 | 26.4 | 23.9 | 23.4 | 14.8 | 9.1 |
| 3. To some extent | 36.7 | 29.9 | 42.8 | 35.2 | 36.8 | 36.7 | 33.5 | 37.6 | 39.3 | 37.2 | 33.9 | 34.9 | 38.8 | 37.5 | 39.4 | 41.8 |
| 4. To a great extent | 9.0 | 7.2 | 11.0 | 8.4 | 13.8 | 12.3 | 10.5 | 6.7 | 8.1 | 9.2 | 8.0 | 9.1 | 7.7 | 9.7 | 9.4 | 14.3 |
| 5. To a very great extent | 5.9 | 4.8 | 6.7 | 5.2 | 14.9 | 5.0 | 5.6 | 7.5 | 4.6 | 5.5 | 7.9 | 4.8 | 6.5 | 6.1 | 8.0 | 13.3 |
| <i>Item 11190 Subject L04, N02</i> | <i>N</i> 1803 | 804 | 917 | 1180 | 174 | 295 | 495 | 611 | 401 | 1418 | 343 | 859 | 364 | 206 | 327 | 20 |
| E05: If YOU felt that it was necessary for the U.S. to fight in some future war, how likely is it that you would volunteer for military service in that war? | | | | | | | | | | | | | | | | |
| 1. I'm sure that I would volunteer | 14.2 | 19.6 | 9.7 | 13.5 | 14.2 | 17.0 | 12.2 | 13.8 | 15.1 | 13.3 | 15.8 | 13.3 | 11.9 | 12.5 | 18.1 | 20.8 |
| 2. I would very likely volunteer | 3.6 | 4.5 | 2.2 | 3.6 | 3.5 | 2.3 | 3.9 | 3.6 | 4.2 | 3.7 | 3.4 | 3.7 | 1.4 | 4.5 | 5.3 | 6.2 |
| 3. I would probably volunteer | 13.1 | 18.5 | 8.1 | 13.2 | 10.1 | 12.5 | 9.6 | 15.3 | 14.4 | 13.2 | 13.0 | 11.0 | 15.7 | 15.8 | 13.4 | 8.1 |
| 4. I would probably NOT volunteer | 16.1 | 18.2 | 13.7 | 15.9 | 11.1 | 14.7 | 15.0 | 15.5 | 19.5 | 15.7 | 17.6 | 17.1 | 14.9 | 16.3 | 16.0 | 4.2 |
| 5. I would very likely NOT volunteer | 11.8 | 10.7 | 12.9 | 14.5 | 6.5 | 13.0 | 16.0 | 11.1 | 6.9 | 13.5 | 5.9 | 12.0 | 14.7 | 11.5 | 8.7 | 18.2 |
| 6. I would definitely NOT volunteer | 24.2 | 16.6 | 31.5 | 23.3 | 37.4 | 23.1 | 27.9 | 24.3 | 20.6 | 23.9 | 26.5 | 24.8 | 27.4 | 22.2 | 21.5 | 30.4 |
| 7. In my opinion, there is no such thing as a "necessary" war | 16.9 | 11.9 | 21.9 | 16.0 | 17.1 | 17.4 | 15.4 | 16.4 | 19.3 | 16.7 | 17.7 | 18.2 | 14.1 | 17.2 | 17.0 | 12.1 |
| <i>Item 11220 Subject L03</i> | <i>N</i> 1824 | 810 | 933 | 1207 | 171 | 302 | 501 | 620 | 401 | 1433 | 346 | 862 | 370 | 211 | 335 | 20 |
| E06: How do you think your CLOSE FRIENDS feel (or would feel) about YOU doing each of the following things? | | | | | | | | | | | | | | | | |
| E06A: Smoking one or more packs of cigarettes per day | | | | | | | | | | | | | | | | |
| 1. Not disapprove | 24.3 | 29.0 | 19.3 | 24.1 | 17.2 | 23.8 | 26.1 | 25.5 | 20.7 | 21.5 | 33.1 | 17.2 | 21.4 | 30.4 | 39.9 | 59.1 |
| 2. Disapprove | 32.1 | 31.3 | 32.7 | 33.0 | 31.2 | 28.2 | 33.9 | 33.1 | 31.3 | 32.9 | 29.8 | 27.1 | 37.9 | 38.3 | 35.7 | 23.7 |
| 3. Strongly disapprove | 43.6 | 39.7 | 48.0 | 42.9 | 51.6 | 48.0 | 40.0 | 41.5 | 48.0 | 45.6 | 37.1 | 55.7 | 40.7 | 31.3 | 24.4 | 17.2 |
| <i>Item 11470 Subject A12b</i> | <i>N</i> 1836 | 811 | 941 | 1211 | 171 | 300 | 501 | 625 | 410 | 1447 | 345 | 868 | 371 | 215 | 336 | 21 |

| QUESTIONNAIRE FORM 4 2002 | TOTAL | SEX | | RACE | | REGION | | | | COLLEGE PLANS? | | ILLICIT DRUG USE: LIFETIME | | | | |
|---|---------------|------------|------------|-------------|------------|------------|------------|------------|------------|-------------------|------------|----------------------------|------------------------|--------------|---------------|--------------------|
| | | M | F | White | Black | NE | NC | S | W | Yes | No | None | Mari- juana Only | Few Pills | More Pills | Any Her- oin |
| <i>N (Weighted No. of Cases):</i> | 2227 | 959 | 1101 | 1347 | 239 | 436 | 557 | 747 | 488 | 1646 | 408 | 1023 | 443 | 263 | 389 | 23 |
| <i>% of Weighted Total:</i> | 100.0 | 43.1 | 49.4 | 60.5 | 10.7 | 19.6 | 25.0 | 33.5 | 21.9 | 73.9 | 18.3 | 46.0 | 19.9 | 11.8 | 17.5 | 1.0 |
| E06B: Trying marijuana (pot, weed) once or twice | | | | | | | | | | | | | | | | |
| 1. Not disapprove | 45.9 | 51.3 | 39.9 | 45.2 | 45.5 | 52.1 | 44.1 | 42.6 | 48.5 | 44.5 | 48.6 | 22.5 | 64.2 | 67.7 | 70.7 | 57.0 |
| 2. Disapprove | 20.5 | 18.7 | 22.4 | 20.4 | 27.5 | 22.0 | 20.8 | 21.7 | 17.3 | 21.6 | 18.0 | 25.2 | 18.6 | 15.9 | 12.6 | 30.4 |
| 3. Strongly disapprove | 33.6 | 30.0 | 37.8 | 34.4 | 27.0 | 25.9 | 35.0 | 35.7 | 34.1 | 33.9 | 33.4 | 52.3 | 17.3 | 16.4 | 16.7 | 12.5 |
| <i>Item 11480 Subject A12b</i> | <i>N 1835</i> | <i>808</i> | <i>941</i> | <i>1207</i> | <i>172</i> | <i>298</i> | <i>501</i> | <i>627</i> | <i>408</i> | <i>1445</i> | <i>346</i> | <i>866</i> | <i>370</i> | <i>215</i> | <i>336</i> | <i>21</i> |
| E06C: Smoking marijuana occasionally | | | | | | | | | | | | | | | | |
| 1. Not disapprove | 39.7 | 44.7 | 34.0 | 38.2 | 36.5 | 47.1 | 36.2 | 35.4 | 45.0 | 38.5 | 41.6 | 16.3 | 57.3 | 58.2 | 66.3 | 64.3 |
| 2. Disapprove | 21.7 | 20.1 | 23.1 | 21.6 | 31.8 | 19.5 | 23.0 | 24.3 | 17.7 | 21.8 | 22.2 | 23.4 | 20.9 | 24.3 | 16.5 | 26.1 |
| 3. Strongly disapprove | 38.6 | 35.2 | 42.9 | 40.2 | 31.6 | 33.4 | 40.8 | 40.3 | 37.3 | 39.7 | 36.2 | 60.3 | 21.8 | 17.6 | 17.2 | 9.7 |
| <i>Item 11490 Subject A12b</i> | <i>N 1833</i> | <i>806</i> | <i>941</i> | <i>1207</i> | <i>170</i> | <i>297</i> | <i>500</i> | <i>623</i> | <i>412</i> | <i>1443</i> | <i>343</i> | <i>865</i> | <i>369</i> | <i>215</i> | <i>337</i> | <i>21</i> |
| E06D: Smoking marijuana regularly | | | | | | | | | | | | | | | | |
| 1. Not disapprove | 24.7 | 30.1 | 18.0 | 22.1 | 27.5 | 29.2 | 21.8 | 22.2 | 28.8 | 22.8 | 28.9 | 11.3 | 27.7 | 34.0 | 47.9 | 43.0 |
| 2. Disapprove | 25.2 | 23.9 | 26.5 | 24.0 | 31.9 | 26.6 | 24.1 | 25.1 | 25.7 | 25.5 | 26.1 | 19.7 | 36.0 | 35.3 | 20.2 | 32.5 |
| 3. Strongly disapprove | 50.1 | 46.0 | 55.4 | 53.9 | 40.6 | 44.1 | 54.1 | 52.7 | 45.5 | 51.7 | 45.1 | 68.9 | 36.2 | 30.7 | 31.9 | 24.5 |
| <i>Item 11500 Subject A12b</i> | <i>N 1834</i> | <i>806</i> | <i>941</i> | <i>1207</i> | <i>169</i> | <i>297</i> | <i>500</i> | <i>627</i> | <i>410</i> | <i>1446</i> | <i>341</i> | <i>864</i> | <i>370</i> | <i>215</i> | <i>338</i> | <i>21</i> |
| E06E: Trying LSD once or twice | | | | | | | | | | | | | | | | |
| 1. Not disapprove | 15.1 | 19.4 | 10.9 | 14.5 | 8.6 | 20.1 | 12.8 | 14.4 | 15.5 | 14.1 | 18.0 | 9.4 | 8.9 | 17.7 | 32.8 | 50.3 |
| 2. Disapprove | 20.1 | 18.1 | 21.1 | 19.5 | 27.0 | 20.6 | 20.3 | 20.9 | 18.1 | 20.1 | 21.5 | 17.7 | 20.2 | 26.6 | 22.1 | 28.0 |
| 3. Strongly disapprove | 64.8 | 62.5 | 67.9 | 66.0 | 64.4 | 59.3 | 66.9 | 64.7 | 66.4 | 65.9 | 60.4 | 72.9 | 71.0 | 55.7 | 45.0 | 21.7 |
| <i>Item 11510 Subject A12b</i> | <i>N 1830</i> | <i>807</i> | <i>938</i> | <i>1206</i> | <i>169</i> | <i>296</i> | <i>501</i> | <i>623</i> | <i>410</i> | <i>1441</i> | <i>344</i> | <i>867</i> | <i>369</i> | <i>212</i> | <i>337</i> | <i>21</i> |
| E06F: Trying an amphetamine (upper, pep pill, bennie, speed) once or twice | | | | | | | | | | | | | | | | |
| 1. Not disapprove | 16.7 | 18.9 | 14.6 | 17.2 | 9.4 | 19.0 | 14.9 | 17.1 | 16.5 | 15.1 | 22.1 | 10.8 | 8.7 | 20.7 | 36.3 | 49.2 |
| 2. Disapprove | 21.8 | 20.3 | 22.4 | 21.6 | 23.9 | 24.9 | 22.7 | 21.0 | 19.6 | 22.6 | 20.1 | 18.9 | 26.0 | 25.0 | 22.9 | 21.5 |
| 3. Strongly disapprove | 61.5 | 60.8 | 63.1 | 61.2 | 66.7 | 56.1 | 62.3 | 62.0 | 63.9 | 62.3 | 57.9 | 70.4 | 65.3 | 54.3 | 40.8 | 29.4 |
| <i>Item 11520 Subject A12b</i> | <i>N 1830</i> | <i>806</i> | <i>938</i> | <i>1207</i> | <i>170</i> | <i>297</i> | <i>501</i> | <i>625</i> | <i>408</i> | <i>1441</i> | <i>345</i> | <i>866</i> | <i>369</i> | <i>211</i> | <i>337</i> | <i>21</i> |
| E06G: Trying cocaine once or twice | | | | | | | | | | | | | | | | |
| 1. Not disapprove | 10.9 | 12.0 | 9.5 | 10.6 | 8.0 | 11.0 | 10.9 | 10.6 | 11.3 | 10.2 | 12.9 | 7.8 | 5.7 | 12.2 | 22.0 | 44.3 |
| 2. Disapprove | 17.6 | 17.6 | 17.8 | 16.2 | 21.6 | 21.1 | 15.6 | 18.6 | 16.0 | 17.7 | 17.7 | 16.5 | 14.6 | 19.0 | 22.6 | 27.2 |
| 3. Strongly disapprove | 71.5 | 70.4 | 72.7 | 73.2 | 70.4 | 67.9 | 73.5 | 70.9 | 72.7 | 72.1 | 69.4 | 75.6 | 79.7 | 68.8 | 55.4 | 28.6 |
| <i>Item 11525 Subject A12b</i> | <i>N 1828</i> | <i>806</i> | <i>937</i> | <i>1205</i> | <i>171</i> | <i>297</i> | <i>501</i> | <i>623</i> | <i>406</i> | <i>1439</i> | <i>344</i> | <i>865</i> | <i>368</i> | <i>211</i> | <i>337</i> | <i>21</i> |
| E06H: Taking cocaine occasionally | | | | | | | | | | | | | | | | |
| 1. Not disapprove | 7.8 | 9.6 | 5.3 | 6.8 | 6.9 | 8.5 | 7.3 | 7.0 | 9.0 | 6.8 | 10.8 | 6.7 | 3.2 | 8.9 | 13.6 | 30.3 |
| 2. Disapprove | 16.4 | 15.9 | 17.2 | 15.1 | 22.8 | 16.9 | 16.0 | 17.5 | 14.7 | 16.5 | 16.4 | 14.9 | 14.3 | 17.2 | 21.9 | 24.2 |
| 3. Strongly disapprove | 75.9 | 74.4 | 77.5 | 78.1 | 70.3 | 74.6 | 76.7 | 75.5 | 76.4 | 76.7 | 72.8 | 78.5 | 82.4 | 73.9 | 64.5 | 45.5 |
| <i>Item 11526 Subject A12b</i> | <i>N 1820</i> | <i>803</i> | <i>933</i> | <i>1204</i> | <i>170</i> | <i>296</i> | <i>499</i> | <i>620</i> | <i>405</i> | <i>1434</i> | <i>344</i> | <i>866</i> | <i>367</i> | <i>206</i> | <i>335</i> | <i>21</i> |
| E06I: Taking one or two drinks nearly every day | | | | | | | | | | | | | | | | |
| 1. Not disapprove | 28.4 | 34.7 | 21.2 | 28.5 | 26.0 | 31.4 | 26.5 | 28.2 | 29.2 | 25.8 | 36.9 | 18.7 | 24.4 | 38.5 | 50.1 | 56.7 |
| 2. Disapprove | 30.8 | 29.3 | 32.8 | 32.0 | 28.4 | 28.9 | 34.2 | 31.0 | 27.6 | 31.7 | 27.7 | 27.7 | 38.0 | 37.3 | 27.2 | 31.0 |
| 3. Strongly disapprove | 40.8 | 36.0 | 46.0 | 39.5 | 45.7 | 39.7 | 39.4 | 40.8 | 43.2 | 42.4 | 35.4 | 53.6 | 37.7 | 24.2 | 22.7 | 12.3 |
| <i>Item 11530 Subject A12b</i> | <i>N 1828</i> | <i>806</i> | <i>938</i> | <i>1207</i> | <i>170</i> | <i>297</i> | <i>500</i> | <i>623</i> | <i>408</i> | <i>1440</i> | <i>344</i> | <i>866</i> | <i>368</i> | <i>213</i> | <i>336</i> | <i>21</i> |
| E06J: Taking four or five drinks nearly every day | | | | | | | | | | | | | | | | |
| 1. Not disapprove | 19.9 | 26.4 | 12.6 | 18.7 | 17.9 | 21.3 | 17.1 | 20.4 | 21.7 | 17.6 | 26.1 | 12.0 | 20.0 | 26.5 | 35.6 | 15.5 |
| 2. Disapprove | 23.6 | 23.2 | 24.5 | 23.6 | 26.7 | 23.0 | 27.7 | 22.1 | 21.2 | 22.9 | 27.1 | 21.2 | 24.1 | 25.9 | 26.9 | 41.5 |
| 3. Strongly disapprove | 56.5 | 50.3 | 62.9 | 57.7 | 55.4 | 55.7 | 55.2 | 57.5 | 57.1 | 59.5 | 46.8 | 66.8 | 55.8 | 47.6 | 37.5 | 43.0 |
| <i>Item 11540 Subject A12b</i> | <i>N 1821</i> | <i>803</i> | <i>935</i> | <i>1204</i> | <i>170</i> | <i>296</i> | <i>499</i> | <i>622</i> | <i>403</i> | <i>1437</i> | <i>341</i> | <i>865</i> | <i>367</i> | <i>209</i> | <i>335</i> | <i>21</i> |
| E06K: Having five or more drinks once or twice each weekend | | | | | | | | | | | | | | | | |
| 1. Not disapprove | 44.4 | 50.3 | 38.8 | 47.8 | 27.1 | 49.9 | 48.7 | 41.9 | 38.8 | 42.9 | 49.3 | 26.7 | 52.3 | 62.2 | 68.3 | 66.3 |
| 2. Disapprove | 20.7 | 18.4 | 22.8 | 18.1 | 35.3 | 19.6 | 19.8 | 21.9 | 20.9 | 20.8 | 20.7 | 24.1 | 20.1 | 18.8 | 14.3 | 16.8 |
| 3. Strongly disapprove | 34.9 | 31.3 | 38.4 | 34.1 | 37.7 | 30.5 | 31.5 | 36.2 | 40.3 | 36.3 | 30.0 | 49.2 | 27.6 | 19.0 | 17.4 | 16.9 |
| <i>Item 11550 Subject A12b</i> | <i>N 1821</i> | <i>804</i> | <i>934</i> | <i>1203</i> | <i>169</i> | <i>297</i> | <i>498</i> | <i>623</i> | <i>403</i> | <i>1435</i> | <i>342</i> | <i>861</i> | <i>368</i> | <i>210</i> | <i>336</i> | <i>21</i> |

| QUESTIONNAIRE FORM 4 2002 | TOTAL | SEX | | RACE | | REGION | | | | COLLEGE PLANS? | | ILLICIT DRUG USE: LIFETIME | | | | |
|--|---------------|------------|------------|-------------|------------|------------|------------|------------|------------|-------------------|------------|----------------------------|------------------------|--------------|---------------|--------------------|
| | | M | F | White | Black | NE | NC | S | W | Yes | No | None | Mari- juana Only | Few Pills | More Pills | Any Her- oin |
| <i>N (Weighted No. of Cases):</i> | 2227 | 959 | 1101 | 1347 | 239 | 436 | 557 | 747 | 488 | 1646 | 408 | 1023 | 443 | 263 | 389 | 23 |
| <i>% of Weighted Total:</i> | 100.0 | 43.1 | 49.4 | 60.5 | 10.7 | 19.6 | 25.0 | 33.5 | 21.9 | 73.9 | 18.3 | 46.0 | 19.9 | 11.8 | 17.5 | 1.0 |
| E06L: Driving a car after having 1-2 drinks | | | | | | | | | | | | | | | | |
| 1. Not disapprove | 22.0 | 26.3 | 16.7 | 21.8 | 17.3 | 22.8 | 25.1 | 20.9 | 19.2 | 20.8 | 25.1 | 12.9 | 22.8 | 32.0 | 36.9 | 31.1 |
| 2. Disapprove | 25.3 | 27.7 | 24.2 | 25.8 | 32.1 | 27.9 | 21.5 | 26.8 | 25.5 | 25.1 | 27.1 | 20.8 | 31.9 | 27.8 | 27.2 | 38.1 |
| 3. Strongly disapprove | 52.8 | 46.0 | 59.0 | 52.5 | 50.6 | 49.2 | 53.3 | 52.3 | 55.3 | 54.1 | 47.8 | 66.3 | 45.3 | 40.2 | 35.9 | 30.9 |
| <i>Item 11551 Subject A12b</i> | <i>N 1821</i> | <i>803</i> | <i>934</i> | <i>1204</i> | <i>168</i> | <i>295</i> | <i>497</i> | <i>622</i> | <i>406</i> | <i>1433</i> | <i>343</i> | <i>863</i> | <i>366</i> | <i>211</i> | <i>335</i> | <i>21</i> |
| E06M: Driving a car after having 5 or more drinks | | | | | | | | | | | | | | | | |
| 1. Not disapprove | 7.6 | 10.0 | 4.6 | 6.1 | 6.1 | 7.0 | 8.0 | 7.6 | 7.6 | 6.2 | 12.2 | 6.1 | 4.9 | 15.1 | 9.4 | 9.5 |
| 2. Disapprove | 16.8 | 18.6 | 15.1 | 15.9 | 23.6 | 15.4 | 16.8 | 17.9 | 16.2 | 16.1 | 18.2 | 13.7 | 15.7 | 16.0 | 24.4 | 40.6 |
| 3. Strongly disapprove | 75.6 | 71.4 | 80.3 | 78.0 | 70.3 | 77.7 | 75.3 | 74.5 | 76.2 | 77.7 | 69.6 | 80.1 | 79.4 | 68.9 | 66.2 | 49.9 |
| <i>Item 11552 Subject A12b</i> | <i>N 1822</i> | <i>803</i> | <i>935</i> | <i>1204</i> | <i>169</i> | <i>295</i> | <i>497</i> | <i>624</i> | <i>405</i> | <i>1435</i> | <i>342</i> | <i>862</i> | <i>367</i> | <i>212</i> | <i>336</i> | <i>21</i> |
| E07: These days, how many people in the following groups would you guess use illicit drugs (like marijuana, cocaine, etc.) occasionally or regularly? | | | | | | | | | | | | | | | | |
| E07A: Professional athletes | | | | | | | | | | | | | | | | |
| 1. 0% to 10% | 13.1 | 12.9 | 13.7 | 12.0 | 13.7 | 11.7 | 9.9 | 13.5 | 17.4 | 13.5 | 10.3 | 14.2 | 13.0 | 11.7 | 12.2 | - |
| 2. 11% to 30% | 21.3 | 22.7 | 19.9 | 23.7 | 16.5 | 25.9 | 21.5 | 21.2 | 18.0 | 21.4 | 21.9 | 24.1 | 21.6 | 14.6 | 18.2 | 29.3 |
| 3. 31% to 50% | 24.4 | 25.0 | 23.9 | 25.8 | 19.1 | 27.8 | 29.6 | 21.5 | 20.1 | 24.8 | 24.5 | 24.4 | 23.9 | 19.8 | 28.6 | 20.0 |
| 4. 51% to 70% | 18.0 | 18.5 | 18.0 | 18.1 | 17.0 | 15.5 | 19.5 | 17.9 | 18.0 | 18.2 | 15.5 | 15.8 | 18.9 | 27.2 | 17.1 | 24.6 |
| 5. 71% to 90% | 7.0 | 7.5 | 6.6 | 7.5 | 6.4 | 5.8 | 6.7 | 8.9 | 5.0 | 6.9 | 7.1 | 5.1 | 7.8 | 10.3 | 7.5 | 4.3 |
| 6. 91% to 100% | 4.2 | 4.8 | 3.5 | 2.6 | 7.0 | 2.5 | 2.6 | 4.6 | 6.7 | 3.3 | 7.6 | 2.2 | 4.5 | 6.7 | 6.2 | 16.7 |
| 8. Have no idea | 12.1 | 8.6 | 14.3 | 10.3 | 20.3 | 10.9 | 10.3 | 12.4 | 14.8 | 11.9 | 13.0 | 14.2 | 10.4 | 9.7 | 10.2 | 5.1 |
| <i>Item 22380 Subject A17a</i> | <i>N 1806</i> | <i>797</i> | <i>928</i> | <i>1193</i> | <i>170</i> | <i>291</i> | <i>497</i> | <i>617</i> | <i>401</i> | <i>1424</i> | <i>340</i> | <i>857</i> | <i>359</i> | <i>211</i> | <i>332</i> | <i>21</i> |
| E07B: Rock music performers | | | | | | | | | | | | | | | | |
| 1. 0% to 10% | 2.3 | 2.1 | 2.5 | 1.3 | 5.5 | 2.1 | 2.2 | 2.2 | 2.7 | 1.9 | 3.6 | 3.0 | 1.1 | 2.1 | 1.4 | - |
| 2. 11% to 30% | 4.3 | 3.7 | 4.8 | 3.7 | 5.1 | 4.4 | 3.1 | 3.7 | 6.7 | 4.6 | 3.2 | 4.7 | 5.0 | 4.0 | 2.8 | 4.1 |
| 3. 31% to 50% | 11.9 | 10.8 | 13.1 | 12.6 | 9.4 | 11.9 | 10.3 | 14.5 | 9.6 | 11.9 | 12.6 | 14.3 | 11.8 | 8.4 | 7.4 | 12.0 |
| 4. 51% to 70% | 23.6 | 26.5 | 21.1 | 25.6 | 15.2 | 21.5 | 23.5 | 21.5 | 28.2 | 24.0 | 22.0 | 26.1 | 24.1 | 16.9 | 20.6 | 27.7 |
| 5. 71% to 90% | 30.0 | 30.0 | 30.2 | 31.9 | 28.8 | 35.0 | 35.3 | 28.7 | 21.9 | 31.9 | 21.3 | 27.4 | 31.9 | 35.3 | 34.6 | 9.1 |
| 6. 91% to 100% | 18.7 | 19.4 | 18.2 | 17.0 | 21.4 | 17.1 | 17.1 | 19.4 | 20.9 | 16.6 | 27.7 | 13.2 | 18.4 | 24.3 | 27.0 | 42.1 |
| 8. Have no idea | 9.3 | 7.5 | 10.0 | 7.8 | 14.6 | 8.0 | 8.4 | 10.0 | 10.0 | 9.2 | 9.6 | 11.2 | 7.6 | 9.1 | 6.1 | 5.1 |
| <i>Item 22390 Subject A17a</i> | <i>N 1806</i> | <i>798</i> | <i>928</i> | <i>1193</i> | <i>168</i> | <i>292</i> | <i>497</i> | <i>615</i> | <i>402</i> | <i>1424</i> | <i>339</i> | <i>857</i> | <i>360</i> | <i>211</i> | <i>331</i> | <i>21</i> |
| E07C: Actors and actresses | | | | | | | | | | | | | | | | |
| 1. 0% to 10% | 6.2 | 7.2 | 5.3 | 5.1 | 8.1 | 6.4 | 6.1 | 5.9 | 6.6 | 6.0 | 5.6 | 7.1 | 5.1 | 5.4 | 5.2 | - |
| 2. 11% to 30% | 16.1 | 15.8 | 16.9 | 18.1 | 11.8 | 16.6 | 16.8 | 15.1 | 16.3 | 17.1 | 13.3 | 20.7 | 14.6 | 8.7 | 11.2 | 16.2 |
| 3. 31% to 50% | 20.8 | 21.0 | 19.9 | 21.6 | 18.8 | 22.0 | 22.6 | 21.5 | 16.9 | 21.1 | 20.0 | 22.9 | 22.5 | 13.9 | 17.3 | 28.8 |
| 4. 51% to 70% | 21.3 | 21.2 | 21.9 | 22.6 | 19.8 | 25.0 | 20.8 | 20.3 | 20.9 | 21.7 | 19.5 | 19.5 | 20.8 | 31.2 | 21.6 | 11.2 |
| 5. 71% to 90% | 15.6 | 15.7 | 16.2 | 16.6 | 11.8 | 12.0 | 16.9 | 15.8 | 16.4 | 16.2 | 13.6 | 11.6 | 17.8 | 13.8 | 25.7 | 15.6 |
| 6. 91% to 100% | 7.9 | 9.3 | 6.5 | 6.2 | 9.0 | 7.3 | 6.2 | 8.3 | 9.9 | 6.6 | 13.3 | 4.1 | 9.0 | 11.9 | 11.7 | 23.2 |
| 8. Have no idea | 12.0 | 9.8 | 13.3 | 9.8 | 20.7 | 10.7 | 10.5 | 13.2 | 13.1 | 11.2 | 14.8 | 14.0 | 10.2 | 15.1 | 7.2 | 5.1 |
| <i>Item 22400 Subject A17a</i> | <i>N 1803</i> | <i>795</i> | <i>929</i> | <i>1192</i> | <i>168</i> | <i>292</i> | <i>496</i> | <i>615</i> | <i>400</i> | <i>1423</i> | <i>337</i> | <i>854</i> | <i>361</i> | <i>211</i> | <i>331</i> | <i>21</i> |
| E08: How many people in the following groups would you guess strongly disapprove of such illicit drug use? | | | | | | | | | | | | | | | | |
| E08A: Professional athletes | | | | | | | | | | | | | | | | |
| 1. 0% to 10% | 10.9 | 11.2 | 10.4 | 8.4 | 13.6 | 9.6 | 7.0 | 13.0 | 13.2 | 9.7 | 13.7 | 9.6 | 9.5 | 14.0 | 12.8 | 19.3 |
| 2. 11% to 30% | 23.3 | 22.8 | 24.0 | 24.3 | 15.1 | 25.8 | 25.8 | 20.4 | 22.8 | 24.5 | 19.9 | 21.2 | 26.2 | 27.3 | 22.7 | 20.2 |
| 3. 31% to 50% | 20.6 | 20.8 | 20.5 | 22.6 | 18.2 | 20.3 | 22.9 | 21.6 | 16.7 | 21.0 | 20.7 | 21.1 | 18.0 | 22.4 | 20.8 | 25.0 |
| 4. 51% to 70% | 13.6 | 14.9 | 12.4 | 14.8 | 14.3 | 12.8 | 15.3 | 14.0 | 11.3 | 13.4 | 14.2 | 14.8 | 12.8 | 11.5 | 13.0 | 9.2 |
| 5. 71% to 90% | 9.2 | 11.4 | 7.4 | 10.6 | 6.3 | 12.1 | 8.9 | 7.6 | 9.7 | 9.9 | 6.1 | 10.3 | 11.4 | 5.9 | 6.4 | 14.5 |
| 6. 91% to 100% | 5.7 | 6.0 | 5.7 | 5.2 | 7.1 | 6.9 | 5.4 | 5.5 | 5.4 | 5.8 | 6.0 | 5.1 | 5.9 | 6.6 | 6.6 | 4.8 |
| 8. Have no idea | 16.8 | 12.9 | 19.6 | 14.1 | 25.4 | 12.4 | 14.7 | 17.9 | 20.8 | 15.8 | 19.4 | 18.0 | 16.1 | 12.3 | 17.8 | 7.0 |
| <i>Item 22420 Subject A17b</i> | <i>N 1799</i> | <i>791</i> | <i>927</i> | <i>1189</i> | <i>166</i> | <i>289</i> | <i>495</i> | <i>618</i> | <i>398</i> | <i>1420</i> | <i>336</i> | <i>852</i> | <i>357</i> | <i>212</i> | <i>333</i> | <i>21</i> |

| QUESTIONNAIRE FORM 4 2002 | TOTAL | SEX | | RACE | | REGION | | | | COLLEGE PLANS? | | ILLICIT DRUG USE: LIFETIME | | | | |
|---|----------|-------------|------------|------------|-------------|------------|------------|------------|------------|-------------------|------------|----------------------------|------------------------|--------------|---------------|--------------------|
| | | M | F | White | Black | NE | NC | S | W | Yes | No | None | Mari- juana Only | Few Pills | More Pills | Any Her- oin |
| <i>N (Weighted No. of Cases):</i> | 2227 | 959 | 1101 | 1347 | 239 | 436 | 557 | 747 | 488 | 1646 | 408 | 1023 | 443 | 263 | 389 | 23 |
| <i>% of Weighted Total:</i> | 100.0 | 43.1 | 49.4 | 60.5 | 10.7 | 19.6 | 25.0 | 33.5 | 21.9 | 73.9 | 18.3 | 46.0 | 19.9 | 11.8 | 17.5 | 1.0 |
| E08B: Rock music performers | | | | | | | | | | | | | | | | |
| 1. 0% to 10% | 26.5 | 28.6 | 25.3 | 25.8 | 24.2 | 25.9 | 25.8 | 26.7 | 27.5 | 26.7 | 25.2 | 25.2 | 23.7 | 28.9 | 29.7 | 40.4 |
| 2. 11% to 30% | 29.3 | 30.6 | 28.4 | 32.0 | 20.0 | 32.3 | 27.5 | 30.1 | 28.0 | 31.4 | 22.0 | 28.1 | 32.8 | 28.5 | 30.4 | 29.7 |
| 3. 31% to 50% | 16.1 | 15.8 | 16.5 | 18.2 | 16.3 | 15.9 | 20.8 | 15.0 | 12.3 | 16.3 | 16.4 | 17.6 | 15.9 | 16.6 | 12.5 | 12.0 |
| 4. 51% to 70% | 7.4 | 7.3 | 6.9 | 7.6 | 7.1 | 8.3 | 7.2 | 7.1 | 7.3 | 7.2 | 8.5 | 7.6 | 7.5 | 6.1 | 7.4 | - |
| 5. 71% to 90% | 2.9 | 3.3 | 2.6 | 2.8 | 3.4 | 3.6 | 2.8 | 2.6 | 2.9 | 2.5 | 3.7 | 3.0 | 3.2 | 3.0 | 2.0 | 6.1 |
| 6. 91% to 100% | 1.6 | 1.3 | 1.9 | 0.7 | 3.8 | 2.4 | 2.1 | 1.2 | 1.0 | 1.1 | 3.8 | 0.9 | 1.9 | 1.8 | 2.1 | 4.8 |
| 8. Have no idea | 16.3 | 13.2 | 18.5 | 12.9 | 25.2 | 11.5 | 13.9 | 17.4 | 20.8 | 14.9 | 20.4 | 17.6 | 14.9 | 15.1 | 15.8 | 7.0 |
| <i>Item 22430 Subject A17b</i> | <i>N</i> | <i>1805</i> | <i>797</i> | <i>925</i> | <i>1192</i> | <i>288</i> | <i>496</i> | <i>620</i> | <i>401</i> | <i>1420</i> | <i>340</i> | <i>853</i> | <i>361</i> | <i>212</i> | <i>331</i> | <i>21</i> |
| E08C: Actors and actresses | | | | | | | | | | | | | | | | |
| 1. 0% to 10% | 12.8 | 14.1 | 12.0 | 11.5 | 12.9 | 11.5 | 10.5 | 15.9 | 11.8 | 11.9 | 15.0 | 10.8 | 14.0 | 12.7 | 14.6 | 21.9 |
| 2. 11% to 30% | 25.3 | 23.5 | 26.2 | 27.7 | 12.4 | 24.8 | 27.3 | 22.4 | 27.5 | 26.7 | 21.9 | 23.4 | 25.0 | 27.6 | 29.3 | 31.3 |
| 3. 31% to 50% | 21.7 | 22.2 | 22.0 | 23.9 | 20.3 | 25.6 | 22.5 | 21.4 | 18.3 | 22.3 | 18.6 | 23.1 | 19.8 | 20.1 | 22.4 | 20.6 |
| 4. 51% to 70% | 11.1 | 13.0 | 9.4 | 10.9 | 13.7 | 10.2 | 11.1 | 12.0 | 10.1 | 11.6 | 9.4 | 11.3 | 12.5 | 11.9 | 8.5 | 2.3 |
| 5. 71% to 90% | 8.0 | 9.9 | 6.3 | 8.8 | 7.7 | 10.9 | 8.8 | 6.1 | 7.7 | 8.0 | 8.3 | 9.3 | 7.0 | 6.5 | 6.2 | 5.5 |
| 6. 91% to 100% | 3.5 | 3.5 | 3.5 | 2.8 | 6.3 | 4.3 | 4.2 | 2.6 | 3.5 | 3.1 | 5.4 | 3.1 | 5.0 | 4.4 | 2.5 | 5.5 |
| 8. Have no idea | 17.7 | 13.8 | 20.5 | 14.4 | 26.7 | 12.6 | 15.6 | 19.5 | 21.1 | 16.4 | 21.4 | 19.0 | 16.7 | 17.0 | 16.4 | 13.0 |
| <i>Item 22440 Subject A17b</i> | <i>N</i> | <i>1792</i> | <i>794</i> | <i>919</i> | <i>1182</i> | <i>286</i> | <i>496</i> | <i>614</i> | <i>397</i> | <i>1411</i> | <i>336</i> | <i>848</i> | <i>359</i> | <i>211</i> | <i>331</i> | <i>18</i> |
| E08D: People your age (in general) | | | | | | | | | | | | | | | | |
| 1. 0% to 10% | 17.1 | 16.8 | 16.9 | 14.3 | 20.0 | 19.6 | 14.0 | 16.5 | 20.0 | 16.9 | 17.0 | 13.2 | 17.1 | 23.1 | 23.2 | 6.2 |
| 2. 11% to 30% | 20.5 | 19.9 | 20.9 | 21.7 | 12.9 | 20.7 | 21.5 | 21.3 | 17.8 | 20.1 | 22.2 | 17.1 | 19.5 | 26.4 | 25.8 | 25.4 |
| 3. 31% to 50% | 24.2 | 24.5 | 24.9 | 27.1 | 23.5 | 21.7 | 27.7 | 24.4 | 21.2 | 25.9 | 18.7 | 25.1 | 27.2 | 17.1 | 24.1 | 29.7 |
| 4. 51% to 70% | 16.4 | 17.7 | 15.4 | 17.5 | 14.6 | 18.5 | 16.4 | 17.1 | 14.0 | 17.5 | 11.6 | 20.0 | 17.0 | 9.0 | 11.9 | 18.6 |
| 5. 71% to 90% | 6.5 | 7.4 | 5.8 | 7.3 | 5.8 | 5.9 | 7.4 | 5.9 | 6.8 | 6.6 | 6.9 | 8.1 | 4.3 | 8.7 | 3.5 | 10.2 |
| 6. 91% to 100% | 2.7 | 2.6 | 2.6 | 1.7 | 6.2 | 3.9 | 2.9 | 2.8 | 1.3 | 2.0 | 5.5 | 2.7 | 3.7 | 1.1 | 1.2 | 4.8 |
| 8. Have no idea | 12.6 | 11.0 | 13.5 | 10.4 | 17.1 | 9.7 | 10.1 | 12.0 | 18.9 | 10.9 | 17.9 | 13.9 | 11.2 | 14.6 | 10.3 | 5.1 |
| <i>Item 22450 Subject A12b, A17b</i> | <i>N</i> | <i>1798</i> | <i>796</i> | <i>924</i> | <i>1190</i> | <i>288</i> | <i>496</i> | <i>614</i> | <i>401</i> | <i>1415</i> | <i>338</i> | <i>852</i> | <i>360</i> | <i>212</i> | <i>328</i> | <i>21</i> |
| E09: The next questions ask about anti-drug commercials or "spots" that are intended to discourage drug use. In recent months, about how often have you seen such anti-drug commercials on TV, or heard them on the radio? | | | | | | | | | | | | | | | | |
| 1. Not at all | 8.6 | 9.8 | 7.0 | 5.8 | 12.3 | 6.4 | 6.4 | 8.1 | 13.7 | 7.5 | 11.8 | 9.7 | 7.9 | 6.0 | 7.7 | 1.1 |
| 2. Less than once a month | 6.5 | 6.5 | 6.2 | 5.8 | 10.1 | 6.4 | 5.2 | 7.2 | 7.3 | 5.8 | 9.3 | 6.6 | 7.2 | 5.9 | 6.0 | 15.3 |
| 3. 1-3 times per month | 19.1 | 20.5 | 17.7 | 20.5 | 15.6 | 22.4 | 15.5 | 21.6 | 17.1 | 19.2 | 19.2 | 17.1 | 20.4 | 20.7 | 21.4 | 21.3 |
| 4. 1-3 times per week | 27.5 | 27.9 | 27.6 | 28.8 | 22.3 | 28.4 | 29.6 | 28.9 | 22.0 | 27.9 | 24.8 | 26.0 | 29.7 | 27.5 | 29.9 | 12.4 |
| 5. Daily or almost daily | 26.9 | 25.2 | 29.2 | 27.5 | 24.8 | 29.6 | 29.4 | 23.1 | 27.8 | 28.3 | 23.1 | 26.4 | 27.8 | 28.8 | 25.9 | 42.0 |
| 6. More than once a day | 11.4 | 10.1 | 12.3 | 11.6 | 15.0 | 6.9 | 13.9 | 11.1 | 12.1 | 11.3 | 11.8 | 14.2 | 6.9 | 11.1 | 9.0 | 7.9 |
| <i>Item 22460 Subject A10b</i> | <i>N</i> | <i>1783</i> | <i>782</i> | <i>919</i> | <i>1182</i> | <i>283</i> | <i>489</i> | <i>615</i> | <i>396</i> | <i>1408</i> | <i>331</i> | <i>848</i> | <i>354</i> | <i>207</i> | <i>331</i> | <i>20</i> |
| E10: To what extent do you think such commercials have . . . | | | | | | | | | | | | | | | | |
| E10A: . . . made people your age less favorable toward drugs | | | | | | | | | | | | | | | | |
| 1. Not at all | 33.4 | 37.5 | 29.9 | 33.0 | 35.9 | 34.5 | 34.6 | 34.5 | 29.4 | 29.9 | 46.0 | 28.9 | 32.4 | 37.1 | 43.8 | 43.6 |
| 2. To a little extent | 32.0 | 29.3 | 34.2 | 35.5 | 22.2 | 33.3 | 31.9 | 31.6 | 31.8 | 34.2 | 24.8 | 31.9 | 33.5 | 32.1 | 31.5 | 17.2 |
| 3. To some extent | 27.3 | 25.0 | 29.9 | 26.1 | 28.6 | 26.9 | 26.1 | 27.1 | 29.5 | 28.2 | 23.3 | 31.0 | 28.0 | 22.5 | 19.1 | 31.3 |
| 4. To a great extent | 4.5 | 4.7 | 4.3 | 4.0 | 8.0 | 3.6 | 4.9 | 3.7 | 5.5 | 5.0 | 2.5 | 6.0 | 3.4 | 4.1 | 2.2 | 2.8 |
| 5. To a very great extent | 2.8 | 3.5 | 1.7 | 1.4 | 5.3 | 1.7 | 2.4 | 3.1 | 3.8 | 2.7 | 3.4 | 2.1 | 2.7 | 4.2 | 3.5 | 5.1 |
| <i>Item 22470 Subject A10b</i> | <i>N</i> | <i>1779</i> | <i>784</i> | <i>916</i> | <i>1175</i> | <i>281</i> | <i>491</i> | <i>613</i> | <i>394</i> | <i>1407</i> | <i>329</i> | <i>844</i> | <i>353</i> | <i>202</i> | <i>332</i> | <i>21</i> |
| E10B: . . . made you less favorable toward drugs | | | | | | | | | | | | | | | | |
| 1. Not at all | 35.7 | 41.7 | 30.6 | 36.3 | 31.6 | 36.0 | 37.9 | 32.7 | 37.2 | 32.1 | 48.2 | 28.5 | 35.1 | 41.4 | 50.8 | 32.2 |
| 2. To a little extent | 23.1 | 22.0 | 23.4 | 25.4 | 15.0 | 25.2 | 17.7 | 26.8 | 22.4 | 24.0 | 20.1 | 20.1 | 25.7 | 26.1 | 24.9 | 41.3 |
| 3. To some extent | 21.8 | 20.1 | 23.6 | 20.8 | 21.9 | 21.2 | 22.3 | 23.4 | 19.0 | 23.3 | 15.3 | 23.9 | 24.5 | 19.0 | 15.7 | 12.8 |
| 4. To a great extent | 9.0 | 7.7 | 10.2 | 9.6 | 9.8 | 10.7 | 13.5 | 6.2 | 6.4 | 9.5 | 7.4 | 12.4 | 8.4 | 4.8 | 4.6 | - |
| 5. To a very great extent | 10.5 | 8.5 | 12.2 | 7.9 | 21.6 | 7.0 | 8.6 | 10.8 | 15.0 | 11.0 | 9.0 | 15.0 | 6.3 | 8.8 | 3.9 | 13.8 |
| <i>Item 22480 Subject A10b</i> | <i>N</i> | <i>1773</i> | <i>786</i> | <i>910</i> | <i>1175</i> | <i>281</i> | <i>490</i> | <i>611</i> | <i>391</i> | <i>1403</i> | <i>328</i> | <i>843</i> | <i>354</i> | <i>199</i> | <i>332</i> | <i>21</i> |

MONITORING THE FUTURE

| QUESTIONNAIRE FORM 4 2002 | TOTAL | SEX | | RACE | | REGION | | | | COLLEGE PLANS? | | ILLICIT DRUG USE: LIFETIME | | | | |
|---|---------------|------------|------------|-------------|------------|------------|------------|------------|------------|-------------------|------------|----------------------------|------------------------|--------------|---------------|--------------------|
| | | M | F | White | Black | NE | NC | S | W | Yes | No | None | Mari- juana Only | Few Pills | More Pills | Any Her- oin |
| <i>N (Weighted No. of Cases):</i> | 2227 | 959 | 1101 | 1347 | 239 | 436 | 557 | 747 | 488 | 1646 | 408 | 1023 | 443 | 263 | 389 | 23 |
| <i>% of Weighted Total:</i> | 100.0 | 43.1 | 49.4 | 60.5 | 10.7 | 19.6 | 25.0 | 33.5 | 21.9 | 73.9 | 18.3 | 46.0 | 19.9 | 11.8 | 17.5 | 1.0 |
| E10C: . . . made you less likely to use drugs | | | | | | | | | | | | | | | | |
| 1. Not at all | 38.2 | 43.6 | 34.1 | 39.3 | 30.6 | 40.4 | 40.7 | 35.0 | 38.6 | 35.2 | 48.9 | 31.3 | 39.3 | 38.9 | 54.0 | 49.0 |
| 2. To a little extent | 20.7 | 19.9 | 20.9 | 22.7 | 11.9 | 21.9 | 15.9 | 23.8 | 21.0 | 22.1 | 15.7 | 17.8 | 24.0 | 21.9 | 23.2 | 28.3 |
| 3. To some extent | 20.4 | 18.7 | 22.3 | 20.6 | 20.5 | 19.4 | 22.5 | 20.7 | 18.2 | 21.6 | 15.6 | 22.0 | 21.5 | 23.1 | 14.2 | 6.0 |
| 4. To a great extent | 8.3 | 8.1 | 8.4 | 8.2 | 9.0 | 9.7 | 9.8 | 7.0 | 7.4 | 8.3 | 8.6 | 10.7 | 7.3 | 6.8 | 4.2 | 11.5 |
| 5. To a very great extent | 12.3 | 9.7 | 14.3 | 9.3 | 28.0 | 8.6 | 11.0 | 13.6 | 14.8 | 12.8 | 11.2 | 18.3 | 7.9 | 9.4 | 4.3 | 5.1 |
| <i>Item 22490 Subject A10b</i> | <i>N 1770</i> | <i>782</i> | <i>912</i> | <i>1172</i> | <i>164</i> | <i>280</i> | <i>488</i> | <i>610</i> | <i>392</i> | <i>1400</i> | <i>328</i> | <i>840</i> | <i>352</i> | <i>202</i> | <i>331</i> | <i>21</i> |
| E10D: . . . overstated the dangers or risks of drug use | | | | | | | | | | | | | | | | |
| 1. Not at all | 40.5 | 39.8 | 41.4 | 42.9 | 39.9 | 35.9 | 43.2 | 41.3 | 39.4 | 38.8 | 47.1 | 44.9 | 38.4 | 34.6 | 35.4 | 24.3 |
| 2. To a little extent | 20.6 | 19.8 | 21.2 | 22.0 | 14.7 | 22.3 | 20.4 | 20.5 | 19.8 | 21.4 | 17.2 | 18.6 | 22.2 | 25.0 | 21.5 | 37.7 |
| 3. To some extent | 22.9 | 21.6 | 23.9 | 22.7 | 21.2 | 24.4 | 22.8 | 22.9 | 21.9 | 24.2 | 17.8 | 21.5 | 24.0 | 23.0 | 25.3 | 25.3 |
| 4. To a great extent | 7.7 | 9.1 | 6.7 | 6.2 | 7.8 | 8.1 | 7.1 | 7.3 | 8.5 | 7.8 | 7.4 | 6.6 | 7.3 | 10.1 | 9.2 | - |
| 5. To a very great extent | 8.3 | 9.7 | 6.9 | 6.1 | 16.4 | 9.3 | 6.4 | 8.0 | 10.4 | 7.7 | 10.5 | 8.4 | 8.2 | 7.3 | 8.6 | 12.6 |
| <i>Item 22500 Subject A10b</i> | <i>N 1769</i> | <i>783</i> | <i>911</i> | <i>1169</i> | <i>166</i> | <i>278</i> | <i>488</i> | <i>609</i> | <i>393</i> | <i>1400</i> | <i>327</i> | <i>842</i> | <i>350</i> | <i>203</i> | <i>329</i> | <i>21</i> |
| E11: In recent months, about how often have you seen anti-drug ads on billboards or in magazines or newspapers | | | | | | | | | | | | | | | | |
| 1. Not at all | 12.3 | 14.5 | 9.1 | 10.0 | 12.8 | 12.2 | 11.4 | 11.2 | 15.1 | 11.0 | 15.6 | 12.5 | 11.4 | 5.6 | 14.4 | 17.1 |
| 2. Less than once a month | 18.7 | 18.5 | 18.6 | 19.8 | 19.7 | 19.2 | 17.1 | 21.1 | 16.5 | 18.6 | 18.8 | 17.1 | 25.3 | 17.2 | 17.9 | 11.0 |
| 3. 1-3 times per month | 29.8 | 29.2 | 31.6 | 31.6 | 25.9 | 34.8 | 29.2 | 30.7 | 25.3 | 30.2 | 29.6 | 30.4 | 32.0 | 28.7 | 28.2 | 19.4 |
| 4. 1-3 times per week | 22.4 | 23.2 | 21.8 | 23.4 | 17.6 | 19.9 | 26.4 | 21.3 | 21.2 | 23.5 | 18.3 | 21.3 | 18.9 | 27.7 | 24.6 | 43.8 |
| 5. Daily or almost daily | 12.1 | 9.5 | 14.4 | 11.8 | 11.1 | 10.0 | 11.5 | 11.1 | 15.7 | 12.4 | 11.3 | 13.1 | 10.1 | 13.0 | 12.3 | 4.3 |
| 6. More than once a day | 4.7 | 5.1 | 4.5 | 3.5 | 12.9 | 3.8 | 4.4 | 4.6 | 6.1 | 4.3 | 6.4 | 5.7 | 2.3 | 7.8 | 2.6 | 4.4 |
| <i>Item 30890 Subject A10b</i> | <i>N 1793</i> | <i>791</i> | <i>914</i> | <i>1181</i> | <i>168</i> | <i>286</i> | <i>494</i> | <i>617</i> | <i>396</i> | <i>1416</i> | <i>334</i> | <i>847</i> | <i>356</i> | <i>209</i> | <i>331</i> | <i>21</i> |

| QUESTIONNAIRE FORM 5 2002 | TOTAL | SEX | | RACE | | REGION | | | | COLLEGE PLANS? | | ILLICIT DRUG USE: LIFETIME | | | | |
|---|---------------|------|------|-------|-------|--------|------|------|------|-------------------|------|----------------------------|------------------------|--------------|---------------|--------------------|
| | | M | F | White | Black | NE | NC | S | W | Yes | No | None | Mari- juana Only | Few Pills | More Pills | Any Her- oin |
| <i>N (Weighted No. of Cases):</i> | 2267 | 1025 | 1118 | 1409 | 244 | 440 | 567 | 766 | 495 | 1679 | 443 | 1015 | 501 | 231 | 395 | 40 |
| <i>% of Weighted Total:</i> | 100.0 | 45.2 | 49.3 | 62.2 | 10.8 | 19.4 | 25.0 | 33.8 | 21.8 | 74.1 | 19.6 | 44.8 | 22.1 | 10.2 | 17.4 | 1.7 |
| A01: Taking all things together, how would you say things are these days—would you say you're very happy, pretty happy, or not too happy these days? | | | | | | | | | | | | | | | | |
| 3. Very happy | 22.2 | 24.2 | 20.8 | 24.8 | 16.8 | 21.7 | 19.6 | 24.5 | 22.2 | 23.7 | 17.3 | 26.1 | 19.6 | 14.1 | 21.9 | 16.2 |
| 2. Pretty happy | 64.0 | 61.9 | 66.1 | 65.1 | 62.0 | 63.1 | 68.7 | 61.6 | 63.0 | 65.0 | 60.5 | 63.1 | 69.0 | 70.8 | 57.9 | 58.2 |
| 1. Not too happy | 13.8 | 13.9 | 13.0 | 10.1 | 21.3 | 15.2 | 11.6 | 13.9 | 14.8 | 11.3 | 22.2 | 10.8 | 11.4 | 15.1 | 20.2 | 25.6 |
| <i>Item 1190 Subject P01, Q01</i> | <i>N</i> 2251 | 1022 | 1115 | 1407 | 243 | 435 | 566 | 762 | 488 | 1673 | 443 | 1012 | 499 | 229 | 395 | 40 |
| A02: Some people think a lot about the social problems of the nation and the world, and about how they might be solved. Others spend little time thinking about these issues. How much do you think about such things? | | | | | | | | | | | | | | | | |
| 1. Never | 3.1 | 3.4 | 2.6 | 3.0 | 3.8 | 4.0 | 2.1 | 2.4 | 4.4 | 2.0 | 6.0 | 2.5 | 3.3 | 4.0 | 2.9 | 6.3 |
| 2. Seldom | 19.2 | 22.3 | 15.9 | 20.4 | 18.4 | 19.8 | 20.1 | 17.4 | 20.6 | 18.1 | 24.8 | 17.6 | 18.8 | 21.5 | 24.4 | 14.4 |
| 3. Sometimes | 53.9 | 50.7 | 57.4 | 52.0 | 56.9 | 51.6 | 54.6 | 54.9 | 53.6 | 54.3 | 52.4 | 54.9 | 53.4 | 56.3 | 51.0 | 50.1 |
| 4. Quite often | 20.1 | 19.9 | 20.3 | 21.0 | 15.8 | 21.3 | 18.0 | 21.9 | 18.7 | 21.9 | 13.4 | 21.5 | 20.4 | 16.9 | 17.2 | 21.0 |
| 5. A great deal | 3.7 | 3.7 | 3.8 | 3.6 | 5.1 | 3.3 | 5.3 | 3.4 | 2.7 | 3.7 | 3.3 | 3.6 | 4.0 | 1.4 | 4.5 | 8.2 |
| <i>Item 6880 Subject J, Q08</i> | <i>N</i> 2254 | 1023 | 1117 | 1408 | 244 | 438 | 567 | 763 | 488 | 1676 | 443 | 1014 | 500 | 229 | 395 | 40 |
| A03: Of all the problems facing the nation today, how often do you worry about each of the following? | | | | | | | | | | | | | | | | |
| A03A: Chance of nuclear war | | | | | | | | | | | | | | | | |
| 1. Never | 26.9 | 28.1 | 25.2 | 26.9 | 26.7 | 28.4 | 28.2 | 25.7 | 25.9 | 25.3 | 30.9 | 26.5 | 22.5 | 22.6 | 31.4 | 45.4 |
| 2. Seldom | 37.2 | 40.8 | 34.6 | 40.3 | 32.7 | 34.0 | 38.2 | 39.2 | 35.9 | 39.9 | 30.1 | 39.2 | 39.5 | 40.0 | 31.7 | 18.4 |
| 3. Sometimes | 29.0 | 25.3 | 32.7 | 28.0 | 27.7 | 29.7 | 29.3 | 28.1 | 29.6 | 28.8 | 29.8 | 27.1 | 32.4 | 30.0 | 30.4 | 24.9 |
| 4. Often | 6.9 | 5.7 | 7.5 | 4.8 | 12.9 | 7.9 | 4.4 | 7.1 | 8.6 | 5.9 | 9.2 | 7.2 | 5.5 | 7.3 | 6.5 | 11.3 |
| <i>Item 11660 Subject J</i> | <i>N</i> 2254 | 1022 | 1117 | 1408 | 243 | 437 | 567 | 763 | 488 | 1678 | 440 | 1012 | 501 | 231 | 395 | 40 |
| A03B: Population growth | | | | | | | | | | | | | | | | |
| 1. Never | 36.2 | 37.4 | 35.0 | 36.3 | 38.9 | 39.9 | 36.7 | 36.9 | 31.2 | 35.6 | 37.9 | 35.3 | 34.3 | 36.1 | 41.2 | 43.0 |
| 2. Seldom | 35.5 | 33.9 | 36.7 | 36.4 | 34.1 | 37.1 | 37.8 | 34.5 | 33.1 | 35.6 | 37.1 | 37.6 | 36.8 | 33.7 | 30.5 | 32.0 |
| 3. Sometimes | 20.1 | 19.6 | 21.2 | 19.5 | 20.2 | 16.1 | 19.2 | 20.5 | 24.0 | 20.6 | 17.3 | 19.1 | 23.1 | 21.5 | 17.5 | 16.3 |
| 4. Often | 8.2 | 9.0 | 7.0 | 7.9 | 6.8 | 6.8 | 6.3 | 8.2 | 11.7 | 8.2 | 7.7 | 8.0 | 5.8 | 8.8 | 10.8 | 8.7 |
| <i>Item 11670 Subject E01, J</i> | <i>N</i> 2252 | 1022 | 1115 | 1406 | 243 | 436 | 566 | 762 | 489 | 1677 | 441 | 1012 | 501 | 229 | 393 | 40 |
| A03C: Crime and violence | | | | | | | | | | | | | | | | |
| 1. Never | 4.1 | 6.7 | 1.6 | 4.3 | 4.9 | 5.6 | 4.7 | 3.2 | 3.6 | 2.4 | 9.9 | 4.1 | 2.7 | 2.6 | 6.1 | 10.4 |
| 2. Seldom | 20.3 | 26.8 | 15.3 | 22.3 | 14.2 | 23.6 | 20.3 | 17.6 | 21.7 | 20.8 | 21.1 | 18.8 | 20.3 | 19.7 | 24.3 | 26.1 |
| 3. Sometimes | 43.6 | 43.8 | 43.5 | 46.4 | 34.1 | 44.4 | 46.4 | 41.4 | 43.0 | 44.2 | 40.7 | 47.1 | 40.3 | 42.0 | 41.6 | 37.0 |
| 4. Often | 31.9 | 22.7 | 39.6 | 27.0 | 46.7 | 26.4 | 28.6 | 37.8 | 31.6 | 32.7 | 28.3 | 30.0 | 36.7 | 35.8 | 28.1 | 26.5 |
| <i>Item 11680 Subject J</i> | <i>N</i> 2252 | 1021 | 1115 | 1407 | 241 | 436 | 565 | 762 | 489 | 1676 | 441 | 1012 | 500 | 231 | 392 | 40 |
| A03D: Pollution | | | | | | | | | | | | | | | | |
| 1. Never | 17.4 | 19.2 | 15.4 | 16.6 | 25.1 | 23.8 | 14.1 | 16.9 | 16.5 | 15.5 | 23.1 | 15.6 | 16.8 | 16.1 | 20.9 | 37.4 |
| 2. Seldom | 38.3 | 39.1 | 38.2 | 39.3 | 40.9 | 39.0 | 41.5 | 37.6 | 35.2 | 38.2 | 39.9 | 38.8 | 42.4 | 37.9 | 34.9 | 26.9 |
| 3. Sometimes | 31.5 | 29.9 | 33.6 | 31.7 | 27.6 | 25.6 | 31.6 | 32.6 | 35.1 | 32.6 | 28.9 | 33.5 | 28.6 | 29.3 | 32.5 | 27.8 |
| 4. Often | 12.7 | 11.9 | 12.9 | 12.4 | 6.5 | 11.6 | 12.8 | 12.9 | 13.2 | 13.7 | 8.1 | 12.1 | 12.3 | 16.7 | 11.7 | 7.9 |
| <i>Item 11690 Subject F04, J</i> | <i>N</i> 2252 | 1022 | 1115 | 1408 | 242 | 435 | 566 | 762 | 489 | 1677 | 441 | 1011 | 501 | 231 | 393 | 40 |
| A03E: Energy shortages | | | | | | | | | | | | | | | | |
| 1. Never | 39.6 | 37.3 | 42.1 | 42.0 | 39.3 | 46.4 | 44.6 | 39.6 | 27.9 | 38.4 | 43.7 | 36.4 | 40.7 | 39.8 | 46.4 | 49.2 |
| 2. Seldom | 37.8 | 38.3 | 37.5 | 38.0 | 29.9 | 33.8 | 35.7 | 38.8 | 42.2 | 39.0 | 34.3 | 40.8 | 38.3 | 37.0 | 30.3 | 39.2 |
| 3. Sometimes | 17.3 | 18.8 | 15.4 | 15.8 | 17.3 | 16.1 | 15.0 | 14.8 | 24.9 | 16.9 | 17.7 | 16.8 | 16.7 | 17.4 | 18.6 | 7.5 |
| 4. Often | 5.3 | 5.5 | 5.1 | 4.2 | 13.5 | 3.7 | 4.6 | 6.8 | 5.0 | 5.7 | 4.3 | 6.0 | 4.4 | 5.9 | 4.7 | 4.1 |
| <i>Item 11700 Subject F05, J</i> | <i>N</i> 2251 | 1023 | 1114 | 1406 | 242 | 436 | 565 | 759 | 491 | 1675 | 441 | 1011 | 500 | 231 | 392 | 40 |
| A03F: Race relations | | | | | | | | | | | | | | | | |
| 1. Never | 24.6 | 27.8 | 21.7 | 26.2 | 16.1 | 26.5 | 22.5 | 23.7 | 26.7 | 21.6 | 35.0 | 24.4 | 21.2 | 22.9 | 27.9 | 46.9 |
| 2. Seldom | 28.5 | 31.1 | 25.9 | 32.5 | 16.6 | 28.4 | 31.6 | 27.5 | 26.5 | 28.5 | 26.7 | 28.8 | 30.7 | 23.2 | 28.6 | 12.3 |
| 3. Sometimes | 28.5 | 25.2 | 31.5 | 26.4 | 39.0 | 30.3 | 27.4 | 28.6 | 28.0 | 30.7 | 21.5 | 28.6 | 25.1 | 37.2 | 28.3 | 20.9 |
| 4. Often | 18.4 | 15.9 | 20.8 | 14.8 | 28.3 | 14.8 | 18.4 | 20.1 | 18.8 | 19.2 | 16.8 | 18.2 | 23.0 | 16.7 | 15.2 | 19.9 |
| <i>Item 11710 Subject J, N02</i> | <i>N</i> 2252 | 1020 | 1116 | 1405 | 243 | 436 | 566 | 761 | 489 | 1675 | 441 | 1013 | 501 | 231 | 391 | 40 |

MONITORING THE FUTURE

| QUESTIONNAIRE FORM 5 2002 | TOTAL | SEX | | RACE | | REGION | | | | COLLEGE PLANS? | | ILLICIT DRUG USE: LIFETIME | | | | |
|--|---------------|------|------|-------|-------|--------|------|------|------|-------------------|------|----------------------------|------------------------|--------------|---------------|--------------------|
| | | M | F | White | Black | NE | NC | S | W | Yes | No | None | Mari- juana Only | Few Pills | More Pills | Any Her- oin |
| <i>N (Weighted No. of Cases):</i> | 2267 | 1025 | 1118 | 1409 | 244 | 440 | 567 | 766 | 495 | 1679 | 443 | 1015 | 501 | 231 | 395 | 40 |
| <i>% of Weighted Total:</i> | 100.0 | 45.2 | 49.3 | 62.2 | 10.8 | 19.4 | 25.0 | 33.8 | 21.8 | 74.1 | 19.6 | 44.8 | 22.1 | 10.2 | 17.4 | 1.7 |
| A03G: Hunger and poverty | | | | | | | | | | | | | | | | |
| 1. Never | 14.8 | 22.2 | 8.0 | 16.5 | 16.1 | 17.6 | 15.9 | 14.3 | 12.0 | 12.6 | 24.0 | 12.6 | 14.5 | 14.0 | 20.2 | 24.2 |
| 2. Seldom | 35.5 | 42.0 | 30.2 | 39.1 | 25.5 | 35.3 | 38.7 | 34.7 | 33.4 | 35.6 | 34.8 | 35.1 | 36.3 | 31.0 | 37.8 | 38.0 |
| 3. Sometimes | 36.3 | 29.0 | 43.4 | 34.2 | 33.8 | 35.2 | 35.3 | 34.2 | 41.5 | 37.7 | 32.2 | 37.7 | 37.5 | 44.3 | 29.1 | 24.9 |
| 4. Often | 13.4 | 6.8 | 18.5 | 10.2 | 24.5 | 11.9 | 10.1 | 16.9 | 13.2 | 14.1 | 9.0 | 14.6 | 11.7 | 10.7 | 13.0 | 12.8 |
| <i>Item 11720 Subject F03, J</i> | <i>N</i> 2244 | 1014 | 1115 | 1400 | 242 | 434 | 563 | 761 | 486 | 1669 | 441 | 1010 | 501 | 226 | 393 | 40 |
| A03H: Using open land for housing or industry | | | | | | | | | | | | | | | | |
| 1. Never | 42.4 | 40.5 | 44.1 | 40.1 | 41.0 | 45.3 | 39.0 | 43.3 | 42.2 | 41.8 | 45.2 | 43.6 | 39.3 | 41.1 | 44.4 | 52.6 |
| 2. Seldom | 29.2 | 28.3 | 30.2 | 29.8 | 32.0 | 25.8 | 30.2 | 30.5 | 28.8 | 29.8 | 27.5 | 29.8 | 30.9 | 29.9 | 26.3 | 18.2 |
| 3. Sometimes | 19.2 | 22.2 | 16.0 | 20.2 | 19.0 | 21.8 | 20.9 | 17.8 | 17.1 | 18.6 | 19.5 | 19.3 | 19.6 | 17.6 | 18.1 | 15.5 |
| 4. Often | 9.3 | 8.9 | 9.8 | 9.9 | 8.1 | 7.1 | 9.9 | 8.4 | 11.9 | 9.9 | 7.8 | 7.3 | 10.2 | 11.5 | 11.3 | 13.8 |
| <i>Item 11730 Subject F05, J</i> | <i>N</i> 2252 | 1020 | 1116 | 1407 | 243 | 436 | 564 | 763 | 488 | 1677 | 440 | 1011 | 500 | 231 | 392 | 40 |
| A03I: Urban decay | | | | | | | | | | | | | | | | |
| 1. Never | 53.0 | 49.8 | 56.6 | 54.6 | 51.1 | 51.1 | 53.1 | 52.4 | 55.4 | 51.9 | 57.2 | 53.1 | 51.6 | 48.2 | 57.7 | 60.5 |
| 2. Seldom | 31.4 | 31.9 | 31.0 | 31.8 | 29.3 | 32.4 | 30.4 | 32.4 | 29.9 | 32.3 | 30.0 | 31.8 | 33.8 | 34.1 | 26.6 | 18.4 |
| 3. Sometimes | 12.2 | 14.0 | 9.8 | 10.6 | 14.6 | 13.7 | 12.2 | 11.6 | 11.8 | 12.3 | 10.6 | 11.8 | 12.1 | 12.4 | 12.6 | 11.1 |
| 4. Often | 3.4 | 4.3 | 2.5 | 2.9 | 4.9 | 2.8 | 4.3 | 3.5 | 2.9 | 3.6 | 2.2 | 3.3 | 2.5 | 5.4 | 3.1 | 10.0 |
| <i>Item 11740 Subject J</i> | <i>N</i> 2242 | 1020 | 1107 | 1399 | 241 | 434 | 562 | 762 | 485 | 1671 | 438 | 1007 | 495 | 231 | 392 | 40 |
| A03J: Economic problems | | | | | | | | | | | | | | | | |
| 1. Never | 18.7 | 18.4 | 18.3 | 19.3 | 19.6 | 22.3 | 16.4 | 17.0 | 20.8 | 15.3 | 30.2 | 18.7 | 17.5 | 17.0 | 19.9 | 34.8 |
| 2. Seldom | 34.4 | 34.3 | 35.0 | 35.6 | 31.7 | 35.3 | 36.6 | 35.6 | 29.1 | 34.8 | 35.4 | 32.7 | 34.1 | 36.1 | 37.4 | 32.7 |
| 3. Sometimes | 34.7 | 34.5 | 35.4 | 34.6 | 35.3 | 31.6 | 34.9 | 34.5 | 37.4 | 36.9 | 26.0 | 35.7 | 37.3 | 35.4 | 30.0 | 18.8 |
| 4. Often | 12.3 | 12.8 | 11.3 | 10.5 | 13.4 | 10.8 | 12.0 | 12.9 | 12.8 | 13.0 | 8.4 | 12.9 | 11.2 | 11.6 | 12.7 | 13.7 |
| <i>Item 11750 Subject J</i> | <i>N</i> 2251 | 1020 | 1116 | 1406 | 241 | 436 | 565 | 761 | 489 | 1677 | 440 | 1009 | 501 | 231 | 393 | 40 |
| A03K: Drug abuse | | | | | | | | | | | | | | | | |
| 1. Never | 17.2 | 24.0 | 9.9 | 17.3 | 23.4 | 22.7 | 15.0 | 14.7 | 18.6 | 14.4 | 24.9 | 17.2 | 13.3 | 15.4 | 20.2 | 19.0 |
| 2. Seldom | 25.9 | 30.0 | 22.7 | 26.7 | 18.7 | 27.9 | 26.9 | 24.9 | 24.4 | 26.8 | 24.0 | 27.3 | 26.3 | 25.6 | 23.4 | 17.9 |
| 3. Sometimes | 33.8 | 30.3 | 38.1 | 35.1 | 31.5 | 31.3 | 35.2 | 33.9 | 34.3 | 35.4 | 30.1 | 32.7 | 39.3 | 37.8 | 30.1 | 29.7 |
| 4. Often | 23.1 | 15.7 | 29.2 | 20.9 | 26.4 | 18.0 | 22.9 | 26.5 | 22.6 | 23.4 | 21.0 | 22.8 | 21.1 | 21.1 | 26.3 | 33.4 |
| <i>Item 11760 Subject J</i> | <i>N</i> 2253 | 1022 | 1116 | 1406 | 243 | 436 | 566 | 762 | 489 | 1677 | 441 | 1012 | 501 | 231 | 392 | 40 |
| A04: How well do you think your experiences and training (at home, school, work, etc.) have prepared you to be a good . . . | | | | | | | | | | | | | | | | |
| A04A: . . . husband or wife? | | | | | | | | | | | | | | | | |
| 1. Poorly | 3.4 | 3.7 | 3.0 | 2.5 | 6.2 | 2.1 | 4.3 | 4.6 | 1.8 | 2.7 | 6.0 | 3.7 | 2.9 | 2.0 | 4.0 | 3.0 |
| 2. Not so well | 5.0 | 6.0 | 4.0 | 4.0 | 3.7 | 5.4 | 4.7 | 2.4 | 9.0 | 4.8 | 5.5 | 4.6 | 4.5 | 7.2 | 4.9 | 3.8 |
| 3. Fairly well | 19.0 | 21.5 | 16.8 | 19.4 | 17.9 | 19.6 | 23.0 | 15.3 | 19.7 | 17.3 | 26.3 | 16.5 | 21.3 | 14.7 | 24.0 | 29.8 |
| 4. Well | 41.2 | 39.6 | 42.3 | 42.3 | 36.4 | 39.1 | 38.7 | 41.7 | 45.3 | 42.4 | 35.6 | 40.4 | 42.0 | 49.1 | 39.3 | 30.6 |
| 5. Very well | 31.3 | 29.3 | 33.9 | 31.8 | 35.8 | 33.9 | 29.2 | 36.0 | 24.2 | 32.8 | 26.6 | 34.7 | 29.2 | 27.0 | 27.9 | 32.8 |
| <i>Item 11770 Subject D01</i> | <i>N</i> 2217 | 1003 | 1105 | 1394 | 237 | 429 | 559 | 752 | 477 | 1658 | 434 | 996 | 493 | 225 | 390 | 40 |
| A04B: . . . parent? | | | | | | | | | | | | | | | | |
| 1. Poorly | 3.1 | 3.6 | 2.4 | 2.8 | 1.9 | 2.0 | 4.8 | 2.4 | 3.1 | 2.1 | 6.7 | 2.4 | 2.9 | 4.0 | 3.5 | 7.7 |
| 2. Not so well | 5.3 | 7.1 | 3.7 | 5.1 | 3.1 | 6.4 | 5.7 | 2.3 | 8.6 | 5.2 | 5.8 | 5.6 | 4.8 | 6.7 | 4.7 | 0.6 |
| 3. Fairly well | 18.6 | 22.6 | 14.8 | 19.2 | 16.9 | 18.3 | 21.2 | 17.9 | 17.1 | 17.4 | 23.1 | 18.3 | 17.1 | 18.7 | 20.3 | 32.0 |
| 4. Well | 37.2 | 37.0 | 37.2 | 39.6 | 28.1 | 36.7 | 37.8 | 37.0 | 37.3 | 38.7 | 31.8 | 34.9 | 38.6 | 39.9 | 40.6 | 27.7 |
| 5. Very well | 35.7 | 29.6 | 41.9 | 33.3 | 50.1 | 36.5 | 30.5 | 40.4 | 33.8 | 36.6 | 32.7 | 38.8 | 36.7 | 30.6 | 31.0 | 32.1 |
| <i>Item 11780 Subject D02</i> | <i>N</i> 2226 | 1007 | 1107 | 1397 | 241 | 432 | 563 | 752 | 478 | 1665 | 433 | 998 | 500 | 227 | 388 | 40 |
| A04C: . . . worker on a job? | | | | | | | | | | | | | | | | |
| 1. Poorly | 1.3 | 1.6 | 0.9 | 1.0 | 1.7 | 2.1 | 1.3 | 1.1 | 0.7 | 0.9 | 2.3 | 1.5 | 1.0 | 0.5 | 0.4 | 1.5 |
| 2. Not so well | 3.1 | 3.8 | 2.3 | 2.5 | 1.4 | 2.7 | 3.9 | 1.3 | 5.4 | 2.5 | 5.3 | 2.0 | 2.1 | 5.2 | 6.0 | 0.6 |
| 3. Fairly well | 13.3 | 15.1 | 11.4 | 12.3 | 14.9 | 13.8 | 13.4 | 11.0 | 16.4 | 12.5 | 14.6 | 13.8 | 15.3 | 8.0 | 12.4 | 12.6 |
| 4. Well | 35.3 | 33.4 | 37.3 | 36.9 | 34.7 | 33.0 | 37.3 | 36.1 | 34.1 | 36.6 | 32.3 | 34.2 | 35.4 | 39.3 | 35.8 | 35.8 |
| 5. Very well | 47.0 | 46.1 | 48.2 | 47.3 | 47.3 | 48.5 | 44.1 | 50.5 | 43.5 | 47.5 | 45.5 | 48.5 | 46.2 | 47.0 | 45.5 | 49.5 |
| <i>Item 11790 Subject C01</i> | <i>N</i> 2242 | 1017 | 1114 | 1404 | 242 | 436 | 564 | 756 | 485 | 1674 | 438 | 1012 | 499 | 229 | 390 | 40 |

| QUESTIONNAIRE FORM 5 2002 | TOTAL | SEX | | RACE | | REGION | | | | COLLEGE PLANS? | | ILLICIT DRUG USE: LIFETIME | | | | | |
|--|----------|------|------|-------|-------|--------|------|------|------|-------------------|------|----------------------------|------------------------|--------------|---------------|--------------------|----|
| | | M | F | White | Black | NE | NC | S | W | Yes | No | None | Mari- juana Only | Few Pills | More Pills | Any Her- oin | |
| <i>N (Weighted No. of Cases):</i> | 2267 | 1025 | 1118 | 1409 | 244 | 440 | 567 | 766 | 495 | 1679 | 443 | 1015 | 501 | 231 | 395 | 40 | |
| <i>% of Weighted Total:</i> | 100.0 | 45.2 | 49.3 | 62.2 | 10.8 | 19.4 | 25.0 | 33.8 | 21.8 | 74.1 | 19.6 | 44.8 | 22.1 | 10.2 | 17.4 | 1.7 | |
| A05: Apart from the particular kind of work you want to do, how would you rate each of the following settings as a place to work? | | | | | | | | | | | | | | | | | |
| A05A: Working in a large corporation | | | | | | | | | | | | | | | | | |
| 1. Not at all acceptable | 6.5 | 7.3 | 5.5 | 7.0 | 3.5 | 7.9 | 6.4 | 5.6 | 6.9 | 4.7 | 12.2 | 5.5 | 3.8 | 12.8 | 8.9 | 12.5 | |
| 2. Somewhat acceptable | 20.8 | 19.4 | 22.2 | 22.3 | 14.3 | 20.5 | 20.9 | 18.5 | 24.3 | 20.0 | 24.7 | 22.4 | 18.8 | 19.8 | 21.1 | 9.1 | |
| 3. Acceptable | 50.8 | 51.9 | 50.0 | 50.3 | 53.4 | 54.3 | 50.4 | 50.3 | 48.9 | 51.7 | 46.6 | 50.0 | 52.6 | 50.5 | 49.6 | 53.8 | |
| 4. Desirable | 21.9 | 21.4 | 22.4 | 20.4 | 28.7 | 17.3 | 22.3 | 25.6 | 19.8 | 23.6 | 16.5 | 22.1 | 24.8 | 16.8 | 20.4 | 24.5 | |
| <i>Item 11800 Subject C05</i> | <i>N</i> | 2236 | 1019 | 1107 | 1401 | 241 | 432 | 561 | 754 | 488 | 1667 | 440 | 1006 | 499 | 231 | 391 | 40 |
| A05B: Working in a small business | | | | | | | | | | | | | | | | | |
| 1. Not at all acceptable | 4.3 | 5.2 | 3.4 | 3.0 | 9.2 | 3.0 | 4.1 | 4.6 | 5.5 | 3.8 | 6.0 | 3.4 | 5.0 | 4.7 | 3.9 | 13.3 | |
| 2. Somewhat acceptable | 24.8 | 25.7 | 22.9 | 20.5 | 31.4 | 24.2 | 21.8 | 23.5 | 30.5 | 23.1 | 28.2 | 24.0 | 20.8 | 24.6 | 29.4 | 15.2 | |
| 3. Acceptable | 55.9 | 54.3 | 58.2 | 59.8 | 50.0 | 58.7 | 55.5 | 57.3 | 51.8 | 57.8 | 50.3 | 58.1 | 57.5 | 55.8 | 51.5 | 59.9 | |
| 4. Desirable | 15.0 | 14.8 | 15.5 | 16.7 | 9.4 | 14.1 | 18.5 | 14.5 | 12.3 | 15.3 | 15.5 | 14.5 | 16.7 | 15.0 | 15.1 | 11.6 | |
| <i>Item 11810 Subject C05</i> | <i>N</i> | 2236 | 1015 | 1112 | 1401 | 240 | 433 | 560 | 754 | 488 | 1668 | 440 | 1003 | 500 | 231 | 393 | 40 |
| A05C: Working in a government agency | | | | | | | | | | | | | | | | | |
| 1. Not at all acceptable | 16.6 | 15.8 | 17.2 | 17.0 | 16.7 | 18.3 | 17.2 | 15.2 | 16.6 | 14.3 | 26.7 | 15.2 | 14.2 | 21.0 | 19.9 | 17.4 | |
| 2. Somewhat acceptable | 27.9 | 26.5 | 29.6 | 29.8 | 22.8 | 24.5 | 32.1 | 28.8 | 24.8 | 28.7 | 25.7 | 28.7 | 29.5 | 27.7 | 25.0 | 19.7 | |
| 3. Acceptable | 36.4 | 38.5 | 34.9 | 36.6 | 34.8 | 38.1 | 33.9 | 37.8 | 35.6 | 38.0 | 30.2 | 37.1 | 38.1 | 34.2 | 33.4 | 52.4 | |
| 4. Desirable | 19.0 | 19.2 | 18.3 | 16.7 | 25.8 | 19.0 | 16.7 | 18.2 | 23.0 | 19.1 | 17.4 | 19.1 | 18.3 | 17.1 | 21.7 | 10.6 | |
| <i>Item 11820 Subject C05, H05</i> | <i>N</i> | 2236 | 1018 | 1110 | 1402 | 241 | 432 | 561 | 757 | 487 | 1671 | 438 | 1005 | 500 | 231 | 392 | 40 |
| A05D: Working in the military service | | | | | | | | | | | | | | | | | |
| 1. Not at all acceptable | 42.1 | 35.8 | 47.7 | 42.0 | 47.8 | 40.8 | 45.3 | 41.4 | 40.7 | 42.4 | 43.7 | 41.7 | 41.6 | 47.7 | 43.5 | 32.8 | |
| 2. Somewhat acceptable | 29.6 | 31.0 | 28.4 | 29.7 | 28.9 | 27.4 | 28.3 | 31.2 | 30.7 | 30.8 | 23.9 | 32.3 | 28.9 | 24.5 | 27.2 | 18.9 | |
| 3. Acceptable | 18.3 | 19.9 | 17.2 | 19.1 | 11.5 | 21.7 | 17.9 | 17.2 | 17.5 | 18.4 | 16.9 | 17.6 | 17.7 | 16.1 | 18.0 | 40.2 | |
| 4. Desirable | 9.9 | 13.3 | 6.6 | 9.2 | 11.8 | 10.1 | 8.5 | 10.1 | 11.0 | 8.5 | 15.5 | 8.4 | 11.8 | 11.7 | 11.3 | 8.1 | |
| <i>Item 11830 Subject C05, L04</i> | <i>N</i> | 2237 | 1019 | 1109 | 1402 | 241 | 431 | 560 | 758 | 488 | 1670 | 440 | 1006 | 500 | 231 | 392 | 40 |
| A05E: Working in a school or university | | | | | | | | | | | | | | | | | |
| 1. Not at all acceptable | 20.8 | 24.9 | 17.0 | 20.5 | 25.3 | 20.7 | 18.5 | 23.6 | 19.2 | 17.5 | 34.9 | 18.5 | 17.7 | 20.9 | 29.6 | 28.8 | |
| 2. Somewhat acceptable | 30.2 | 35.0 | 25.7 | 29.2 | 30.6 | 28.8 | 28.0 | 31.4 | 32.4 | 29.6 | 31.0 | 29.2 | 31.8 | 32.8 | 29.7 | 27.3 | |
| 3. Acceptable | 33.4 | 31.2 | 35.5 | 33.3 | 33.6 | 33.0 | 36.6 | 29.2 | 36.7 | 34.9 | 26.5 | 33.1 | 38.4 | 31.3 | 28.5 | 40.3 | |
| 4. Desirable | 15.5 | 9.0 | 21.7 | 17.0 | 10.6 | 17.5 | 17.0 | 15.8 | 11.7 | 17.9 | 7.6 | 19.2 | 12.1 | 15.0 | 12.2 | 3.7 | |
| <i>Item 11840 Subject B10, C05</i> | <i>N</i> | 2234 | 1015 | 1110 | 1399 | 240 | 432 | 559 | 755 | 488 | 1667 | 440 | 1005 | 498 | 231 | 391 | 40 |
| A05F: Working in a police department or police agency | | | | | | | | | | | | | | | | | |
| 1. Not at all acceptable | 30.1 | 29.8 | 31.0 | 27.0 | 46.1 | 28.0 | 28.8 | 34.8 | 26.3 | 28.7 | 37.8 | 30.2 | 27.5 | 30.7 | 33.9 | 33.1 | |
| 2. Somewhat acceptable | 31.6 | 31.3 | 32.3 | 33.6 | 26.0 | 33.5 | 30.9 | 31.8 | 30.5 | 32.8 | 27.7 | 32.6 | 34.0 | 27.9 | 30.2 | 17.1 | |
| 3. Acceptable | 26.4 | 25.9 | 26.8 | 29.2 | 15.6 | 26.2 | 28.3 | 23.9 | 28.4 | 27.2 | 22.1 | 26.2 | 26.5 | 27.7 | 24.7 | 33.7 | |
| 4. Desirable | 11.8 | 13.1 | 9.9 | 10.3 | 12.3 | 12.4 | 12.0 | 9.5 | 14.7 | 11.4 | 12.4 | 10.9 | 12.0 | 13.8 | 11.2 | 16.1 | |
| <i>Item 11850 Subject C05</i> | <i>N</i> | 2237 | 1018 | 1110 | 1403 | 241 | 431 | 560 | 758 | 487 | 1673 | 437 | 1007 | 500 | 229 | 393 | 40 |
| A05G: Working in a social service organization | | | | | | | | | | | | | | | | | |
| 1. Not at all acceptable | 27.5 | 38.1 | 17.6 | 27.7 | 25.6 | 31.2 | 25.8 | 26.8 | 27.0 | 26.2 | 35.1 | 24.8 | 29.8 | 25.9 | 34.9 | 14.9 | |
| 2. Somewhat acceptable | 32.5 | 37.2 | 29.0 | 33.5 | 29.6 | 33.7 | 30.0 | 34.4 | 31.3 | 32.3 | 33.2 | 32.3 | 35.2 | 35.8 | 29.9 | 30.3 | |
| 3. Acceptable | 28.5 | 21.5 | 34.4 | 27.0 | 32.5 | 25.3 | 28.4 | 28.8 | 31.0 | 28.7 | 24.3 | 30.1 | 26.6 | 27.3 | 21.9 | 44.2 | |
| 4. Desirable | 11.5 | 3.3 | 19.0 | 11.8 | 12.3 | 9.8 | 15.7 | 10.0 | 10.6 | 12.8 | 7.4 | 12.8 | 8.4 | 11.0 | 13.4 | 10.6 | |
| <i>Item 11860 Subject C05, O01</i> | <i>N</i> | 2232 | 1018 | 1107 | 1401 | 238 | 432 | 558 | 754 | 488 | 1668 | 438 | 1003 | 500 | 230 | 392 | 40 |
| A05H: Working with a small group of partners | | | | | | | | | | | | | | | | | |
| 1. Not at all acceptable | 10.2 | 11.2 | 8.9 | 9.2 | 11.4 | 13.7 | 7.9 | 8.3 | 12.5 | 8.3 | 16.3 | 8.7 | 10.6 | 13.8 | 10.3 | 22.4 | |
| 2. Somewhat acceptable | 28.6 | 31.1 | 25.5 | 28.3 | 29.1 | 27.9 | 28.6 | 29.4 | 28.1 | 26.8 | 34.2 | 28.3 | 30.8 | 20.8 | 30.7 | 13.7 | |
| 3. Acceptable | 44.7 | 43.2 | 46.7 | 43.2 | 48.5 | 44.0 | 44.8 | 44.7 | 45.0 | 47.2 | 34.3 | 46.2 | 42.8 | 47.9 | 40.0 | 53.2 | |
| 4. Desirable | 16.5 | 14.5 | 18.9 | 19.2 | 11.0 | 14.5 | 18.6 | 17.6 | 14.3 | 17.8 | 15.1 | 16.8 | 15.9 | 17.6 | 19.0 | 10.7 | |
| <i>Item 11870 Subject C05</i> | <i>N</i> | 2238 | 1018 | 1111 | 1403 | 241 | 433 | 559 | 757 | 488 | 1671 | 438 | 1006 | 500 | 231 | 391 | 40 |

| QUESTIONNAIRE FORM 5 2002 | TOTAL | SEX | | RACE | | REGION | | | | COLLEGE PLANS? | | ILLICIT DRUG USE: LIFETIME | | | | |
|---|---------------|------|------|-------|-------|--------|------|------|------|-------------------|------|----------------------------|------------------------|--------------|---------------|--------------------|
| | | M | F | White | Black | NE | NC | S | W | Yes | No | None | Mari- juana Only | Few Pills | More Pills | Any Her- oin |
| <i>N (Weighted No. of Cases):</i> | 2267 | 1025 | 1118 | 1409 | 244 | 440 | 567 | 766 | 495 | 1679 | 443 | 1015 | 501 | 231 | 395 | 40 |
| <i>% of Weighted Total:</i> | 100.0 | 45.2 | 49.3 | 62.2 | 10.8 | 19.4 | 25.0 | 33.8 | 21.8 | 74.1 | 19.6 | 44.8 | 22.1 | 10.2 | 17.4 | 1.7 |
| A05I: Working on your own (self-employed) | | | | | | | | | | | | | | | | |
| 1. Not at all acceptable | 10.5 | 9.8 | 10.6 | 9.0 | 8.6 | 9.5 | 8.8 | 9.7 | 14.7 | 10.2 | 9.9 | 9.6 | 10.2 | 14.7 | 10.1 | 22.2 |
| 2. Somewhat acceptable | 19.3 | 16.1 | 21.7 | 19.0 | 15.0 | 16.1 | 18.3 | 20.3 | 21.7 | 19.8 | 17.8 | 21.3 | 18.0 | 19.2 | 16.9 | 8.2 |
| 3. Acceptable | 32.7 | 33.8 | 32.3 | 34.2 | 27.0 | 36.0 | 35.2 | 31.6 | 28.5 | 32.8 | 32.4 | 33.8 | 32.3 | 31.1 | 30.0 | 31.8 |
| 4. Desirable | 37.5 | 40.3 | 35.4 | 37.7 | 49.5 | 38.4 | 37.8 | 38.4 | 35.1 | 37.2 | 40.0 | 35.3 | 39.4 | 35.0 | 43.0 | 37.8 |
| <i>Item 11880 Subject C05</i> | <i>N</i> 2239 | 1020 | 1110 | 1402 | 242 | 433 | 559 | 757 | 490 | 1671 | 440 | 1008 | 500 | 231 | 391 | 40 |
| A06: If you were to get enough money to live as comfortably as you'd like for the rest of your life, would you want to work? | | | | | | | | | | | | | | | | |
| 1. I would want to work | 74.3 | 69.1 | 80.0 | 74.3 | 74.7 | 74.2 | 73.9 | 75.6 | 72.7 | 75.1 | 72.4 | 78.0 | 73.2 | 76.7 | 66.2 | 76.1 |
| 2. I would not want to work | 25.7 | 30.9 | 20.0 | 25.7 | 25.3 | 25.8 | 26.1 | 24.4 | 27.3 | 24.9 | 27.6 | 22.0 | 26.8 | 23.3 | 33.8 | 23.9 |
| <i>Item 8100 Subject C06</i> | <i>N</i> 2224 | 1009 | 1106 | 1400 | 239 | 427 | 562 | 757 | 478 | 1662 | 436 | 1005 | 492 | 226 | 391 | 39 |
| A07: The next questions are about race relations. How much have you gotten to know people of other races . . . | | | | | | | | | | | | | | | | |
| A07A: In school? | | | | | | | | | | | | | | | | |
| 1. Not at all | 8.7 | 9.1 | 8.3 | 10.1 | 10.4 | 8.3 | 12.2 | 9.9 | 3.1 | 8.3 | 10.9 | 9.2 | 9.3 | 10.1 | 6.2 | 7.7 |
| 2. A little | 21.4 | 21.6 | 21.7 | 25.2 | 18.6 | 23.0 | 28.4 | 21.7 | 11.6 | 20.5 | 25.4 | 21.3 | 22.2 | 17.2 | 21.3 | 30.9 |
| 3. Some | 25.0 | 25.2 | 24.6 | 27.0 | 19.1 | 25.9 | 23.7 | 24.8 | 26.1 | 25.0 | 26.0 | 26.2 | 25.0 | 23.3 | 25.4 | 27.3 |
| 4. A lot | 42.8 | 42.1 | 43.3 | 35.5 | 49.9 | 41.1 | 32.4 | 41.8 | 58.1 | 44.2 | 36.3 | 40.2 | 42.4 | 46.6 | 46.4 | 34.2 |
| 8. Does not apply to me | 2.0 | 2.0 | 2.0 | 2.3 | 2.0 | 1.7 | 3.4 | 1.8 | 1.1 | 2.1 | 1.4 | 3.0 | 1.1 | 2.8 | 0.7 | - |
| <i>Item 11890 Subject B03, N03</i> | <i>N</i> 2242 | 1018 | 1112 | 1402 | 242 | 436 | 564 | 758 | 484 | 1672 | 438 | 1009 | 501 | 228 | 391 | 40 |
| A07B: In your neighborhood? | | | | | | | | | | | | | | | | |
| 1. Not at all | 31.5 | 31.3 | 31.5 | 36.6 | 27.9 | 28.3 | 37.0 | 34.5 | 23.6 | 31.2 | 33.2 | 32.2 | 31.0 | 27.0 | 36.3 | 18.8 |
| 2. A little | 25.6 | 24.9 | 26.8 | 26.3 | 25.0 | 26.2 | 25.3 | 25.9 | 25.1 | 26.4 | 25.0 | 27.0 | 24.4 | 25.9 | 24.1 | 30.0 |
| 3. Some | 20.0 | 22.8 | 17.6 | 17.9 | 17.1 | 20.7 | 14.4 | 18.6 | 28.0 | 19.8 | 20.1 | 17.7 | 20.7 | 25.3 | 21.4 | 20.8 |
| 4. A lot | 15.1 | 14.3 | 15.5 | 9.5 | 25.4 | 19.6 | 9.5 | 14.2 | 19.2 | 14.9 | 13.8 | 13.9 | 16.6 | 15.0 | 13.4 | 21.8 |
| 8. Does not apply to me | 7.7 | 6.7 | 8.6 | 9.8 | 4.7 | 5.3 | 13.7 | 6.9 | 4.1 | 7.7 | 7.9 | 9.4 | 7.3 | 6.8 | 4.9 | 8.5 |
| <i>Item 11900 Subject N03</i> | <i>N</i> 2241 | 1018 | 1110 | 1403 | 238 | 436 | 563 | 755 | 487 | 1672 | 436 | 1006 | 501 | 228 | 392 | 40 |
| A07C: In church? | | | | | | | | | | | | | | | | |
| 1. Not at all | 31.5 | 35.4 | 28.4 | 35.6 | 28.2 | 38.1 | 36.9 | 29.5 | 22.2 | 30.6 | 37.0 | 27.6 | 36.3 | 35.0 | 33.5 | 39.1 |
| 2. A little | 20.9 | 19.6 | 21.8 | 21.6 | 17.4 | 17.7 | 20.3 | 23.0 | 21.0 | 21.2 | 19.3 | 21.0 | 21.0 | 19.9 | 21.1 | 18.8 |
| 3. Some | 15.2 | 14.7 | 14.7 | 13.0 | 19.1 | 10.4 | 10.3 | 18.9 | 19.3 | 15.0 | 13.5 | 17.1 | 13.1 | 11.4 | 14.2 | 12.3 |
| 4. A lot | 11.0 | 9.2 | 12.9 | 8.0 | 18.7 | 10.3 | 6.8 | 13.4 | 12.9 | 11.5 | 8.5 | 13.8 | 8.5 | 8.0 | 7.9 | 17.9 |
| 8. Does not apply to me | 21.5 | 21.2 | 22.2 | 21.9 | 16.6 | 23.5 | 25.8 | 15.2 | 24.5 | 21.8 | 21.7 | 20.4 | 21.1 | 25.7 | 23.3 | 11.8 |
| <i>Item 11910 Subject G, N03</i> | <i>N</i> 2233 | 1011 | 1111 | 1396 | 240 | 434 | 561 | 753 | 485 | 1666 | 436 | 1005 | 500 | 228 | 391 | 37 |
| A07D: On sports teams? | | | | | | | | | | | | | | | | |
| 1. Not at all | 17.8 | 14.8 | 20.4 | 19.9 | 13.7 | 19.4 | 22.1 | 17.6 | 11.7 | 16.0 | 24.2 | 16.6 | 17.6 | 22.7 | 17.4 | 21.5 |
| 2. A little | 15.8 | 17.7 | 14.4 | 18.0 | 10.5 | 17.9 | 15.7 | 16.1 | 13.4 | 16.6 | 14.1 | 16.5 | 15.9 | 11.2 | 16.6 | 20.9 |
| 3. Some | 18.7 | 22.1 | 15.1 | 18.3 | 18.8 | 14.9 | 20.7 | 18.4 | 20.2 | 18.7 | 17.6 | 17.0 | 21.8 | 18.3 | 17.9 | 20.8 |
| 4. A lot | 26.6 | 30.8 | 22.8 | 24.4 | 34.5 | 27.8 | 18.8 | 28.3 | 31.7 | 28.3 | 20.3 | 26.3 | 28.4 | 24.3 | 26.9 | 22.3 |
| 8. Does not apply to me | 21.1 | 14.5 | 27.3 | 19.3 | 22.5 | 20.0 | 22.6 | 19.6 | 23.0 | 20.4 | 23.8 | 23.5 | 16.3 | 23.5 | 21.3 | 14.5 |
| <i>Item 11920 Subject N03</i> | <i>N</i> 2235 | 1014 | 1110 | 1402 | 240 | 431 | 562 | 757 | 485 | 1666 | 438 | 1003 | 501 | 228 | 392 | 40 |
| A07E: In clubs? | | | | | | | | | | | | | | | | |
| 1. Not at all | 21.5 | 24.0 | 19.3 | 25.9 | 16.8 | 24.7 | 26.1 | 20.7 | 14.5 | 19.6 | 28.8 | 18.5 | 22.0 | 25.5 | 26.1 | 21.1 |
| 2. A little | 19.1 | 18.2 | 20.5 | 20.6 | 14.6 | 18.0 | 20.2 | 20.1 | 17.4 | 20.4 | 14.7 | 21.6 | 16.7 | 17.8 | 17.0 | 17.9 |
| 3. Some | 19.4 | 17.4 | 20.8 | 17.9 | 22.1 | 15.1 | 17.2 | 23.4 | 19.7 | 20.9 | 14.2 | 21.9 | 21.0 | 13.9 | 13.3 | 30.2 |
| 4. A lot | 19.3 | 16.8 | 21.8 | 15.5 | 25.9 | 20.9 | 13.9 | 20.0 | 23.2 | 19.6 | 16.7 | 19.2 | 17.7 | 19.7 | 20.3 | 18.6 |
| 8. Does not apply to me | 20.6 | 23.5 | 17.5 | 20.1 | 20.6 | 21.4 | 22.5 | 15.8 | 25.2 | 19.5 | 25.6 | 18.8 | 22.6 | 23.1 | 23.3 | 12.2 |
| <i>Item 11930 Subject N03</i> | <i>N</i> 2241 | 1018 | 1113 | 1403 | 240 | 434 | 563 | 757 | 486 | 1673 | 438 | 1009 | 501 | 228 | 392 | 40 |
| A07F: On a job? | | | | | | | | | | | | | | | | |
| 1. Not at all | 14.3 | 14.9 | 14.1 | 18.7 | 9.7 | 15.8 | 18.2 | 14.4 | 8.4 | 13.3 | 19.8 | 15.1 | 16.8 | 12.0 | 10.8 | 17.1 |
| 2. A little | 16.0 | 16.6 | 15.8 | 17.6 | 12.5 | 17.8 | 18.4 | 15.8 | 11.7 | 16.9 | 13.1 | 15.7 | 15.0 | 15.0 | 19.7 | 7.9 |
| 3. Some | 22.4 | 22.9 | 21.7 | 23.5 | 21.5 | 22.6 | 24.0 | 20.6 | 23.0 | 21.7 | 25.6 | 18.0 | 27.9 | 22.5 | 24.0 | 40.5 |
| 4. A lot | 34.3 | 34.4 | 33.9 | 29.3 | 42.5 | 35.1 | 27.8 | 36.0 | 38.5 | 34.6 | 31.8 | 32.9 | 31.0 | 40.2 | 38.8 | 27.1 |
| 8. Does not apply to me | 13.0 | 11.2 | 14.5 | 10.9 | 13.8 | 8.7 | 11.5 | 13.2 | 18.4 | 13.5 | 9.6 | 18.2 | 9.3 | 10.3 | 6.7 | 7.5 |
| <i>Item 11940 Subject C01, N03</i> | <i>N</i> 2242 | 1018 | 1113 | 1403 | 240 | 434 | 563 | 758 | 486 | 1672 | 438 | 1009 | 501 | 228 | 392 | 40 |

DESCRIPTIVE RESULTS: 2002

195

| QUESTIONNAIRE FORM 5 2002 | TOTAL | SEX | | RACE | | REGION | | | | COLLEGE PLANS? | | ILLICIT DRUG USE: LIFETIME | | | | |
|--|----------------|------|------|-------|-------|--------|------|------|------|-------------------|------|----------------------------|------------------------|--------------|---------------|--------------------|
| | | M | F | White | Black | NE | NC | S | W | Yes | No | None | Mari- juana Only | Few Pills | More Pills | Any Her- oin |
| <i>N (Weighted No. of Cases):</i> | 2267 | 1025 | 1118 | 1409 | 244 | 440 | 567 | 766 | 495 | 1679 | 443 | 1015 | 501 | 231 | 395 | 40 |
| <i>% of Weighted Total:</i> | 100.0 | 45.2 | 49.3 | 62.2 | 10.8 | 19.4 | 25.0 | 33.8 | 21.8 | 74.1 | 19.6 | 44.8 | 22.1 | 10.2 | 17.4 | 1.7 |
| A08: Thinking about the country as a whole, would you say relations between white people and black people have been getting better, getting worse, or staying pretty much the same? | | | | | | | | | | | | | | | | |
| 1. Better | 23.4 | 25.8 | 21.4 | 22.9 | 20.4 | 25.6 | 19.2 | 22.4 | 27.6 | 23.8 | 21.3 | 25.7 | 21.8 | 17.1 | 22.6 | 24.5 |
| 2. A little better | 45.8 | 42.7 | 48.6 | 46.0 | 43.7 | 44.7 | 50.6 | 45.5 | 41.7 | 46.9 | 43.2 | 45.3 | 47.7 | 50.0 | 43.3 | 39.5 |
| 3. Same | 24.8 | 24.4 | 24.8 | 23.9 | 30.7 | 24.5 | 23.1 | 24.9 | 26.7 | 23.8 | 26.8 | 23.9 | 25.4 | 24.9 | 25.5 | 23.0 |
| 4. A little worse | 3.6 | 4.1 | 3.3 | 4.3 | 3.7 | 4.1 | 3.5 | 4.2 | 2.5 | 3.7 | 3.3 | 3.4 | 3.2 | 5.5 | 4.2 | 3.7 |
| 5. Worse | 2.5 | 3.0 | 1.9 | 2.9 | 1.5 | 1.1 | 3.6 | 3.0 | 1.5 | 1.8 | 5.5 | 1.7 | 1.9 | 2.5 | 4.5 | 9.3 |
| <i>Item 11950 Subject N02</i> | <i>N</i> 2231 | 1017 | 1107 | 1402 | 238 | 432 | 563 | 753 | 483 | 1670 | 435 | 1005 | 498 | 226 | 393 | 38 |
| The next questions are about driving. | | | | | | | | | | | | | | | | |
| A09: Do you have a driver's license? | | | | | | | | | | | | | | | | |
| 1. Yes | 82.7 | 87.6 | 78.9 | 90.5 | 57.4 | 70.5 | 91.1 | 85.6 | 78.8 | 84.8 | 77.0 | 79.3 | 86.0 | 82.4 | 87.5 | 93.2 |
| 2. No, but I soon will—GO TO Q.A13 | 14.0 | 9.9 | 17.2 | 7.7 | 32.8 | 23.5 | 7.8 | 11.3 | 17.1 | 12.9 | 16.0 | 16.8 | 11.9 | 12.5 | 9.8 | 6.8 |
| 3. No—GO TO Q.A13 | 3.3 | 2.5 | 4.0 | 1.8 | 9.8 | 6.0 | 1.0 | 3.1 | 4.1 | 2.4 | 7.0 | 3.9 | 2.1 | 5.1 | 2.7 | - |
| <i>Item 11960 Subject F07</i> | <i>N</i> 2134 | 973 | 1066 | 1379 | 219 | 411 | 542 | 731 | 450 | 1623 | 396 | 955 | 479 | 220 | 380 | 37 |
| A10: Do you own a car? | | | | | | | | | | | | | | | | |
| 1. Yes | 78.3 | 81.4 | 75.2 | 82.3 | 64.4 | 70.6 | 79.0 | 81.6 | 77.7 | 77.4 | 84.3 | 73.5 | 82.6 | 80.1 | 83.3 | 86.0 |
| 2. No, but I expect to own one in another year or two | 15.9 | 13.9 | 18.1 | 12.2 | 31.7 | 22.2 | 14.8 | 14.2 | 15.1 | 16.1 | 12.5 | 18.9 | 12.5 | 14.7 | 13.9 | 6.8 |
| 3. No | 5.8 | 4.7 | 6.7 | 5.5 | 3.9 | 7.2 | 6.2 | 4.2 | 7.1 | 6.5 | 3.3 | 7.6 | 4.9 | 5.2 | 2.8 | 7.2 |
| <i>Item 11970 Subject F07</i> | <i>N†</i> 1769 | 856 | 842 | 1247 | 129 | 290 | 494 | 630 | 356 | 1381 | 305 | 762 | 411 | 181 | 332 | 35 |
| A11: Are you able to use someone else's car when you want to? | | | | | | | | | | | | | | | | |
| 1. Yes, whenever I wish | 31.3 | 28.8 | 33.1 | 31.9 | 30.0 | 25.1 | 32.2 | 34.7 | 29.1 | 32.8 | 24.8 | 32.9 | 31.4 | 30.7 | 27.0 | 36.3 |
| 2. Yes, most of the time | 40.4 | 42.5 | 39.1 | 40.8 | 32.2 | 46.2 | 37.9 | 39.3 | 41.1 | 39.3 | 46.5 | 40.3 | 38.3 | 39.5 | 44.3 | 37.8 |
| 3. Sometimes | 20.2 | 19.9 | 20.6 | 19.7 | 25.7 | 18.4 | 22.2 | 20.2 | 19.0 | 20.1 | 20.7 | 19.2 | 20.2 | 21.6 | 23.0 | 11.8 |
| 4. Rarely | 6.1 | 6.3 | 5.9 | 5.8 | 9.4 | 7.4 | 6.0 | 4.5 | 7.9 | 5.8 | 6.7 | 5.1 | 8.3 | 5.6 | 4.8 | 14.1 |
| 5. Never | 2.0 | 2.6 | 1.2 | 1.7 | 2.6 | 2.9 | 1.7 | 1.4 | 2.8 | 1.9 | 1.4 | 2.5 | 1.8 | 2.5 | 0.9 | - |
| <i>Item 11980 Subject F07</i> | <i>N†</i> 1767 | 854 | 842 | 1246 | 129 | 289 | 494 | 628 | 356 | 1378 | 305 | 761 | 411 | 181 | 331 | 35 |
| A12: Do you make an effort to cut down on driving, in order to save gasoline? | | | | | | | | | | | | | | | | |
| 1. Not at all | 24.6 | 29.8 | 19.0 | 24.6 | 26.4 | 31.4 | 24.8 | 21.5 | 24.2 | 24.1 | 27.5 | 20.7 | 25.6 | 20.9 | 32.4 | 38.1 |
| 2. Not very much | 35.1 | 34.0 | 36.7 | 35.6 | 33.3 | 33.6 | 37.5 | 35.5 | 32.2 | 35.8 | 32.0 | 39.5 | 32.6 | 30.6 | 31.3 | 19.0 |
| 3. Yes, to some extent | 31.9 | 28.9 | 34.7 | 32.2 | 33.0 | 28.5 | 28.9 | 35.7 | 32.3 | 32.3 | 29.6 | 30.9 | 36.7 | 37.7 | 26.1 | 35.5 |
| 4. Yes, quite a bit | 6.4 | 5.3 | 7.8 | 6.4 | 6.3 | 4.4 | 7.1 | 6.1 | 7.7 | 5.9 | 9.4 | 6.4 | 3.8 | 8.5 | 9.0 | 7.4 |
| 8. Don't know | 2.0 | 2.0 | 1.7 | 1.2 | 0.9 | 2.0 | 1.7 | 1.2 | 3.6 | 1.8 | 1.6 | 2.6 | 1.4 | 2.2 | 1.2 | - |
| <i>Item 11990 Subject F07</i> | <i>N†</i> 1767 | 855 | 842 | 1246 | 129 | 287 | 494 | 630 | 357 | 1380 | 305 | 761 | 411 | 181 | 332 | 35 |
| A13: Do you make an effort to cut down on the amount of electricity you use, in order to save energy? | | | | | | | | | | | | | | | | |
| 1. Not at all | 14.7 | 18.1 | 11.6 | 15.9 | 11.2 | 19.4 | 17.2 | 13.4 | 9.7 | 14.4 | 16.7 | 12.6 | 17.1 | 14.9 | 17.4 | 20.0 |
| 2. Not very much | 32.0 | 35.1 | 29.2 | 35.0 | 25.1 | 29.3 | 37.6 | 30.5 | 30.2 | 32.7 | 28.0 | 31.1 | 30.2 | 39.5 | 32.6 | 32.6 |
| 3. Yes, to some extent | 39.3 | 35.8 | 43.3 | 38.8 | 43.7 | 38.8 | 35.6 | 40.2 | 42.5 | 40.6 | 36.4 | 41.6 | 41.9 | 32.3 | 35.0 | 33.3 |
| 4. Yes, quite a bit | 11.1 | 8.9 | 12.5 | 7.7 | 16.8 | 8.3 | 5.8 | 13.0 | 16.5 | 10.0 | 14.4 | 11.8 | 8.3 | 9.3 | 12.1 | 12.6 |
| 8. Don't know | 2.9 | 2.2 | 3.4 | 2.7 | 3.2 | 4.1 | 3.8 | 2.8 | 1.1 | 2.3 | 4.4 | 2.9 | 2.5 | 4.1 | 2.8 | 1.5 |
| <i>Item 12000 Subject F05</i> | <i>N</i> 2242 | 1019 | 1112 | 1405 | 239 | 436 | 562 | 757 | 488 | 1671 | 441 | 1009 | 500 | 228 | 393 | 40 |
| A14: In the house or apartment where you live, is an effort made to reduce heat during the winter, in order to save energy? | | | | | | | | | | | | | | | | |
| 1. Not at all | 13.9 | 16.1 | 11.6 | 13.5 | 18.2 | 16.6 | 15.7 | 13.0 | 10.8 | 12.7 | 17.8 | 12.2 | 17.5 | 11.7 | 14.4 | 14.2 |
| 2. Not very much | 26.5 | 27.0 | 26.3 | 26.6 | 28.1 | 26.8 | 25.2 | 26.4 | 27.9 | 25.6 | 29.4 | 25.0 | 26.6 | 24.0 | 29.5 | 38.4 |
| 3. Yes, to some extent | 37.5 | 40.1 | 35.7 | 40.2 | 30.5 | 37.4 | 37.9 | 37.9 | 36.3 | 39.0 | 32.2 | 38.8 | 36.1 | 38.2 | 37.5 | 33.4 |
| 4. Yes, quite a bit | 16.0 | 12.3 | 18.8 | 15.0 | 16.0 | 12.8 | 15.6 | 16.1 | 18.9 | 17.2 | 11.9 | 16.6 | 13.9 | 20.8 | 15.0 | 6.5 |
| 8. Don't know | 6.2 | 4.5 | 7.5 | 4.8 | 7.2 | 6.4 | 5.6 | 6.5 | 6.1 | 5.4 | 8.7 | 7.4 | 5.8 | 5.2 | 3.6 | 7.5 |
| <i>Item 12010 Subject F05</i> | <i>N</i> 2241 | 1020 | 1112 | 1405 | 240 | 434 | 563 | 756 | 488 | 1673 | 441 | 1009 | 501 | 228 | 393 | 40 |

†=excludes respondents for whom question was inappropriate.

| QUESTIONNAIRE FORM 5 2002 | TOTAL | SEX | | RACE | | REGION | | | | COLLEGE PLANS? | | ILLICIT DRUG USE: LIFETIME | | | | |
|---|---------------|------|------|-------|-------|--------|------|------|------|-------------------|------|----------------------------|------------------------|--------------|---------------|--------------------|
| | | M | F | White | Black | NE | NC | S | W | Yes | No | None | Mari- juana Only | Few Pills | More Pills | Any Her- oin |
| <i>N (Weighted No. of Cases):</i> | 2267 | 1025 | 1118 | 1409 | 244 | 440 | 567 | 766 | 495 | 1679 | 443 | 1015 | 501 | 231 | 395 | 40 |
| <i>% of Weighted Total:</i> | 100.0 | 45.2 | 49.3 | 62.2 | 10.8 | 19.4 | 25.0 | 33.8 | 21.8 | 74.1 | 19.6 | 44.8 | 22.1 | 10.2 | 17.4 | 1.7 |
| A15: How do you feel about each of the following? | | | | | | | | | | | | | | | | |
| A15A: How much do you enjoy shopping for things like clothes, tapes and discs, sporting goods, and books? | | | | | | | | | | | | | | | | |
| 1. Not at all | 2.2 | 4.2 | 0.3 | 2.5 | 0.7 | 1.7 | 2.0 | 2.6 | 2.4 | 2.1 | 3.1 | 1.9 | 2.9 | 3.9 | 1.3 | 3.3 |
| 2. Not very much | 12.2 | 17.4 | 7.1 | 13.0 | 5.5 | 13.5 | 11.0 | 9.9 | 15.9 | 10.4 | 17.9 | 11.4 | 13.8 | 7.6 | 11.9 | 20.0 |
| 3. Pretty much | 31.8 | 42.6 | 22.3 | 33.7 | 21.5 | 34.5 | 31.4 | 32.3 | 29.0 | 31.9 | 31.4 | 33.3 | 31.7 | 34.2 | 29.4 | 20.4 |
| 4. Very much | 53.8 | 35.8 | 70.3 | 50.7 | 72.2 | 50.2 | 55.6 | 55.2 | 52.8 | 55.6 | 47.6 | 53.4 | 51.7 | 54.3 | 57.4 | 56.3 |
| <i>Item 12020 Subject F01</i> | <i>N</i> 2242 | 1020 | 1113 | 1405 | 240 | 435 | 563 | 755 | 488 | 1673 | 441 | 1010 | 501 | 228 | 392 | 40 |
| A15B: How much do you care about having the latest fashion in your clothes, tapes and discs, leisure activities, and so on? | | | | | | | | | | | | | | | | |
| 1. Not at all | 14.2 | 18.8 | 10.0 | 16.1 | 4.2 | 15.5 | 15.7 | 10.9 | 16.4 | 12.7 | 20.3 | 14.6 | 13.0 | 14.9 | 14.0 | 17.4 |
| 2. Not very much | 34.2 | 36.9 | 31.8 | 34.9 | 28.2 | 36.8 | 33.3 | 34.3 | 32.5 | 33.4 | 36.8 | 36.1 | 35.1 | 33.5 | 28.1 | 31.1 |
| 3. Pretty much | 32.3 | 30.5 | 34.8 | 33.4 | 34.8 | 32.1 | 31.8 | 33.0 | 31.9 | 33.8 | 28.1 | 33.6 | 30.8 | 32.8 | 33.7 | 24.4 |
| 4. Very much | 19.4 | 13.9 | 23.5 | 15.6 | 32.9 | 15.5 | 19.1 | 21.8 | 19.2 | 20.1 | 14.8 | 15.7 | 21.2 | 18.8 | 24.2 | 27.1 |
| <i>Item 12030 Subject F01</i> | <i>N</i> 2239 | 1019 | 1113 | 1403 | 241 | 435 | 562 | 757 | 485 | 1670 | 441 | 1008 | 501 | 226 | 393 | 39 |
| A15C: How much do you care about whether your family has most of the things your friends and neighbors have? | | | | | | | | | | | | | | | | |
| 1. Not at all | 32.2 | 31.9 | 32.5 | 30.2 | 39.9 | 30.0 | 30.5 | 33.2 | 34.4 | 29.3 | 41.2 | 32.8 | 32.4 | 29.4 | 30.1 | 53.7 |
| 2. Not very much | 47.9 | 46.7 | 49.2 | 50.5 | 39.5 | 53.2 | 46.3 | 47.4 | 45.6 | 49.6 | 44.1 | 47.2 | 48.5 | 51.6 | 48.5 | 28.7 |
| 3. Pretty much | 14.9 | 16.4 | 13.5 | 15.1 | 14.2 | 12.0 | 18.1 | 14.1 | 15.0 | 16.1 | 9.5 | 15.3 | 13.4 | 16.7 | 15.0 | 7.7 |
| 4. Very much | 5.1 | 5.0 | 4.8 | 4.2 | 6.4 | 4.7 | 5.0 | 5.3 | 5.1 | 5.0 | 5.3 | 4.6 | 5.6 | 2.3 | 6.4 | 9.9 |
| <i>Item 12040 Subject F01</i> | <i>N</i> 2226 | 1015 | 1106 | 1394 | 240 | 432 | 560 | 751 | 483 | 1662 | 437 | 1006 | 497 | 226 | 388 | 39 |
| A16: When you are older, do you expect to own more possessions than your parents do now, or about the same, or less? | | | | | | | | | | | | | | | | |
| I expect to own . . . | | | | | | | | | | | | | | | | |
| 1. Much less than my parents | 1.9 | 3.1 | 0.9 | 2.3 | 1.5 | 1.5 | 2.4 | 1.1 | 3.1 | 1.8 | 2.9 | 2.2 | 1.3 | 0.7 | 2.7 | 4.1 |
| 2. Somewhat less than my parents | 6.7 | 6.7 | 6.6 | 6.9 | 3.6 | 5.8 | 7.0 | 5.6 | 9.0 | 6.1 | 9.6 | 6.8 | 6.4 | 9.1 | 5.2 | 8.7 |
| 3. About as much as my parents | 29.6 | 24.5 | 34.6 | 33.8 | 13.9 | 33.4 | 27.8 | 29.3 | 28.7 | 29.1 | 31.9 | 29.2 | 28.9 | 29.4 | 30.5 | 29.2 |
| 4. Somewhat more than my parents | 39.1 | 39.5 | 39.7 | 39.6 | 41.1 | 37.2 | 39.8 | 42.3 | 35.2 | 38.4 | 42.4 | 40.6 | 36.5 | 39.0 | 39.5 | 39.1 |
| 5. Much more than my parents | 22.6 | 26.2 | 18.2 | 17.4 | 39.8 | 22.2 | 22.9 | 21.7 | 24.0 | 24.5 | 13.3 | 21.1 | 26.9 | 21.8 | 22.1 | 18.9 |
| <i>Item 12050 Subject F01</i> | <i>N</i> 2222 | 1009 | 1109 | 1399 | 238 | 433 | 557 | 748 | 484 | 1665 | 435 | 1003 | 497 | 228 | 388 | 40 |
| A17: Compared with your parents, what is the smallest amount that you could be content or satisfied to own? | | | | | | | | | | | | | | | | |
| The least I could be content to own is . . . | | | | | | | | | | | | | | | | |
| 1. Much less than my parents | 11.4 | 13.1 | 10.2 | 13.4 | 6.2 | 12.4 | 11.3 | 9.1 | 14.0 | 11.4 | 11.9 | 12.2 | 8.9 | 10.2 | 13.7 | 7.9 |
| 2. Somewhat less than my parents | 24.7 | 23.6 | 26.0 | 27.9 | 16.4 | 26.7 | 24.1 | 25.1 | 23.2 | 25.3 | 24.7 | 25.7 | 21.4 | 30.9 | 23.9 | 19.1 |
| 3. About as much as my parents | 41.0 | 39.6 | 42.9 | 42.1 | 38.9 | 39.2 | 45.7 | 42.2 | 35.4 | 40.6 | 43.1 | 40.6 | 44.0 | 33.8 | 42.7 | 42.8 |
| 4. Somewhat more than my parents | 17.3 | 17.1 | 17.0 | 13.0 | 25.0 | 16.1 | 14.3 | 17.8 | 21.0 | 16.9 | 16.4 | 16.4 | 17.9 | 21.2 | 15.1 | 20.1 |
| 5. Much more than my parents | 5.6 | 6.7 | 3.9 | 3.5 | 13.5 | 5.7 | 4.6 | 5.7 | 6.4 | 5.8 | 3.9 | 5.0 | 7.8 | 3.9 | 4.5 | 10.1 |
| <i>Item 12060 Subject F01</i> | <i>N</i> 2206 | 1003 | 1101 | 1392 | 234 | 428 | 555 | 741 | 482 | 1658 | 431 | 995 | 493 | 228 | 389 | 37 |
| A18: These next questions ask your opinions about a number of different topics. How much do you agree or disagree with each statement below? | | | | | | | | | | | | | | | | |
| A18A: We ought to worry about our own country and let the rest of the world take care of itself | | | | | | | | | | | | | | | | |
| 1. Disagree | 20.0 | 16.9 | 22.5 | 17.3 | 21.2 | 18.9 | 20.4 | 19.8 | 20.9 | 20.3 | 19.8 | 20.2 | 18.2 | 26.0 | 18.0 | 20.4 |
| 2. Mostly disagree | 27.7 | 26.7 | 28.8 | 29.7 | 21.2 | 25.9 | 28.1 | 27.1 | 29.9 | 31.5 | 14.9 | 29.7 | 29.6 | 25.7 | 21.8 | 21.1 |
| 3. Neither | 18.9 | 19.0 | 19.4 | 18.3 | 20.8 | 21.0 | 20.8 | 17.6 | 16.8 | 17.9 | 21.6 | 18.7 | 21.1 | 14.3 | 18.4 | 27.2 |
| 4. Mostly agree | 23.3 | 26.3 | 20.3 | 24.3 | 21.8 | 25.0 | 19.3 | 25.1 | 23.3 | 22.4 | 26.0 | 23.3 | 22.0 | 23.5 | 25.9 | 13.5 |
| 5. Agree | 10.1 | 11.1 | 9.0 | 10.4 | 15.0 | 9.1 | 11.4 | 10.4 | 9.0 | 7.9 | 17.7 | 8.1 | 9.1 | 10.5 | 15.9 | 17.8 |
| <i>Item 12070 Subject O03</i> | <i>N</i> 2229 | 1018 | 1109 | 1402 | 238 | 431 | 559 | 750 | 488 | 1669 | 440 | 1007 | 498 | 228 | 392 | 39 |

DESCRIPTIVE RESULTS: 2002

197

| QUESTIONNAIRE FORM 5 2002 | TOTAL | SEX | | RACE | | REGION | | | | COLLEGE PLANS? | | ILLICIT DRUG USE: LIFETIME | | | | |
|---|---------------|------|------|-------|-------|--------|------|------|------|-------------------|------|----------------------------|------------------------|--------------|---------------|--------------------|
| | | M | F | White | Black | NE | NC | S | W | Yes | No | None | Mari- juana Only | Few Pills | More Pills | Any Her- oin |
| <i>N (Weighted No. of Cases):</i> | 2267 | 1025 | 1118 | 1409 | 244 | 440 | 567 | 766 | 495 | 1679 | 443 | 1015 | 501 | 231 | 395 | 40 |
| <i>% of Weighted Total:</i> | 100.0 | 45.2 | 49.3 | 62.2 | 10.8 | 19.4 | 25.0 | 33.8 | 21.8 | 74.1 | 19.6 | 44.8 | 22.1 | 10.2 | 17.4 | 1.7 |
| A18B: It would be better if we all felt more like citizens of the world than of any particular country | | | | | | | | | | | | | | | | |
| 1. Disagree | 13.5 | 16.3 | 11.3 | 15.1 | 12.6 | 10.7 | 16.3 | 13.1 | 13.3 | 13.0 | 16.5 | 12.9 | 12.6 | 13.5 | 17.4 | 11.0 |
| 2. Mostly disagree | 13.4 | 17.4 | 10.4 | 15.8 | 9.3 | 14.2 | 13.6 | 13.2 | 13.0 | 13.6 | 13.3 | 11.8 | 14.6 | 14.4 | 15.7 | 13.5 |
| 3. Neither | 27.5 | 24.0 | 30.0 | 28.2 | 25.3 | 26.2 | 26.1 | 28.1 | 29.3 | 27.9 | 24.3 | 25.8 | 30.6 | 29.7 | 25.1 | 29.5 |
| 4. Mostly agree | 25.4 | 25.1 | 26.1 | 24.9 | 22.7 | 27.8 | 25.7 | 24.7 | 24.1 | 26.0 | 23.4 | 27.1 | 23.7 | 26.3 | 23.1 | 27.0 |
| 5. Agree | 20.1 | 17.3 | 22.2 | 16.0 | 30.1 | 21.2 | 18.2 | 20.9 | 20.3 | 19.5 | 22.4 | 22.4 | 18.4 | 16.2 | 18.7 | 19.0 |
| <i>Item 12080 Subject O03</i> | <i>N</i> 2216 | 1011 | 1103 | 1398 | 235 | 428 | 557 | 744 | 488 | 1666 | 431 | 1000 | 498 | 227 | 389 | 39 |
| A18C: I find it hard to be sympathetic toward starving people in foreign lands, when there is so much trouble in our own country | | | | | | | | | | | | | | | | |
| 1. Disagree | 35.0 | 24.8 | 44.3 | 33.0 | 41.4 | 34.9 | 36.2 | 35.5 | 32.9 | 37.2 | 28.1 | 37.0 | 34.1 | 36.5 | 32.5 | 23.4 |
| 2. Mostly disagree | 23.4 | 22.3 | 24.1 | 25.0 | 14.9 | 22.0 | 26.9 | 19.0 | 27.5 | 25.0 | 18.4 | 23.3 | 25.6 | 22.3 | 21.1 | 16.1 |
| 3. Neither | 19.2 | 26.3 | 13.3 | 19.7 | 16.5 | 20.9 | 16.0 | 20.3 | 19.7 | 17.9 | 22.5 | 19.8 | 17.5 | 17.1 | 21.2 | 22.9 |
| 4. Mostly agree | 14.0 | 17.0 | 11.2 | 15.4 | 13.2 | 12.4 | 15.1 | 15.6 | 11.8 | 12.8 | 18.8 | 13.5 | 14.8 | 16.4 | 12.2 | 16.4 |
| 5. Agree | 8.4 | 9.6 | 7.2 | 6.8 | 14.1 | 9.8 | 5.8 | 9.7 | 8.1 | 7.1 | 12.1 | 6.4 | 8.0 | 7.7 | 13.1 | 21.2 |
| <i>Item 12090 Subject F03, O03</i> | <i>N</i> 2221 | 1014 | 1108 | 1398 | 239 | 429 | 559 | 747 | 486 | 1668 | 435 | 1005 | 496 | 228 | 392 | 39 |
| A18D: Maybe some minority groups do get unfair treatment, but that's no business of mine | | | | | | | | | | | | | | | | |
| 1. Disagree | 40.8 | 33.9 | 47.5 | 35.7 | 49.6 | 42.9 | 38.0 | 39.4 | 44.1 | 45.2 | 26.6 | 45.5 | 40.1 | 37.5 | 32.7 | 44.1 |
| 2. Mostly disagree | 24.9 | 24.0 | 26.0 | 27.8 | 17.2 | 21.7 | 26.9 | 21.7 | 30.3 | 25.1 | 22.7 | 24.1 | 23.9 | 27.5 | 25.7 | 24.1 |
| 3. Neither | 18.4 | 20.7 | 16.2 | 19.9 | 15.1 | 20.1 | 19.7 | 19.7 | 13.6 | 16.5 | 25.0 | 17.4 | 18.4 | 19.9 | 19.5 | 22.1 |
| 4. Mostly agree | 8.9 | 12.4 | 5.4 | 10.2 | 8.3 | 8.6 | 8.5 | 12.0 | 5.0 | 7.4 | 14.5 | 7.5 | 9.0 | 10.6 | 12.4 | 1.6 |
| 5. Agree | 7.0 | 9.0 | 4.9 | 6.4 | 9.9 | 6.6 | 6.8 | 7.3 | 7.0 | 5.7 | 11.3 | 5.5 | 8.5 | 4.5 | 9.7 | 8.1 |
| <i>Item 12100 Subject N02, O03</i> | <i>N</i> 2218 | 1015 | 1105 | 1400 | 236 | 426 | 559 | 745 | 488 | 1664 | 438 | 1002 | 498 | 227 | 392 | 39 |
| A18E: I get very upset when I see other people treated unfairly | | | | | | | | | | | | | | | | |
| 1. Disagree | 3.4 | 4.0 | 2.4 | 3.4 | 4.8 | 6.8 | 2.3 | 2.4 | 3.1 | 2.7 | 5.5 | 4.3 | 1.4 | 2.8 | 2.9 | 5.9 |
| 2. Mostly disagree | 5.5 | 7.8 | 3.2 | 5.7 | 4.1 | 6.1 | 5.2 | 5.0 | 6.1 | 5.0 | 6.4 | 4.4 | 7.2 | 3.4 | 5.9 | 10.8 |
| 3. Neither | 8.6 | 13.0 | 4.3 | 10.3 | 4.1 | 9.5 | 9.0 | 8.6 | 7.2 | 7.2 | 14.0 | 7.0 | 8.4 | 8.1 | 12.6 | 10.2 |
| 4. Mostly agree | 35.2 | 41.7 | 30.0 | 38.0 | 34.2 | 37.0 | 39.0 | 30.9 | 35.8 | 35.7 | 36.0 | 33.4 | 39.0 | 42.9 | 35.0 | 13.0 |
| 5. Agree | 47.3 | 33.4 | 60.2 | 42.6 | 52.8 | 40.5 | 44.5 | 53.0 | 47.8 | 49.5 | 38.2 | 50.9 | 44.0 | 42.8 | 43.6 | 60.1 |
| <i>Item 12110 Subject O03</i> | <i>N</i> 2218 | 1014 | 1106 | 1399 | 237 | 427 | 556 | 748 | 487 | 1665 | 436 | 1004 | 494 | 228 | 392 | 39 |
| A18F: I would agree to a good plan to make a better life for the poor, even if it cost me money | | | | | | | | | | | | | | | | |
| 1. Disagree | 8.0 | 11.4 | 4.6 | 8.1 | 9.0 | 8.9 | 8.5 | 7.0 | 8.3 | 6.4 | 14.5 | 6.6 | 7.8 | 10.8 | 9.6 | 11.4 |
| 2. Mostly disagree | 12.6 | 16.7 | 9.1 | 15.0 | 7.4 | 13.2 | 12.1 | 12.2 | 13.4 | 12.1 | 14.0 | 11.7 | 12.9 | 15.6 | 14.0 | 6.3 |
| 3. Neither | 25.4 | 27.1 | 23.4 | 26.1 | 24.6 | 24.7 | 29.5 | 25.5 | 21.1 | 25.3 | 26.2 | 22.8 | 28.0 | 25.6 | 26.9 | 26.2 |
| 4. Mostly agree | 34.5 | 31.1 | 38.4 | 34.3 | 35.2 | 31.4 | 33.2 | 35.8 | 36.7 | 36.7 | 25.9 | 36.7 | 33.5 | 33.6 | 33.3 | 23.5 |
| 5. Agree | 19.5 | 13.7 | 24.6 | 16.6 | 23.9 | 21.8 | 16.6 | 19.6 | 20.5 | 19.5 | 19.4 | 22.1 | 17.8 | 14.5 | 16.2 | 32.5 |
| <i>Item 12120 Subject O03</i> | <i>N</i> 2211 | 1010 | 1103 | 1393 | 236 | 428 | 557 | 744 | 482 | 1660 | 435 | 1001 | 492 | 227 | 393 | 39 |
| A18G: It's not really my problem if others are in trouble and need help | | | | | | | | | | | | | | | | |
| 1. Disagree | 36.8 | 27.0 | 46.4 | 35.2 | 32.9 | 37.0 | 36.3 | 37.1 | 37.0 | 39.6 | 28.0 | 40.4 | 33.3 | 33.8 | 32.5 | 42.2 |
| 2. Mostly disagree | 35.4 | 36.2 | 34.6 | 38.2 | 32.3 | 34.2 | 37.4 | 36.0 | 33.0 | 36.4 | 31.2 | 37.6 | 35.5 | 30.5 | 34.8 | 31.5 |
| 3. Neither | 16.1 | 21.4 | 11.5 | 16.1 | 18.0 | 15.3 | 15.7 | 15.8 | 17.5 | 14.0 | 23.9 | 13.1 | 16.4 | 18.1 | 22.0 | 11.1 |
| 4. Mostly agree | 8.2 | 10.7 | 5.4 | 7.7 | 9.1 | 9.2 | 8.0 | 7.6 | 8.5 | 7.3 | 10.8 | 6.3 | 10.3 | 14.2 | 7.3 | 3.1 |
| 5. Agree | 3.5 | 4.7 | 2.1 | 2.8 | 7.8 | 4.4 | 2.6 | 3.5 | 4.0 | 2.7 | 6.1 | 2.7 | 4.5 | 3.4 | 3.4 | 12.0 |
| <i>Item 12130 Subject O03</i> | <i>N</i> 2208 | 1011 | 1099 | 1391 | 239 | 425 | 559 | 742 | 482 | 1662 | 431 | 998 | 496 | 228 | 390 | 39 |

| QUESTIONNAIRE FORM 5 2002 | TOTAL | SEX | | RACE | | REGION | | | | COLLEGE PLANS? | | ILLICIT DRUG USE: LIFETIME | | | | |
|--|---------------|-------------|-------------|-------------|------------|------------|------------|------------|------------|-------------------|------------|----------------------------|------------------------|--------------|---------------|--------------------|
| | | M | F | White | Black | NE | NC | S | W | Yes | No | None | Mari- juana Only | Few Pills | More Pills | Any Her- oin |
| <i>N (Weighted No. of Cases):</i> | 2267 | 1025 | 1118 | 1409 | 244 | 440 | 567 | 766 | 495 | 1679 | 443 | 1015 | 501 | 231 | 395 | 40 |
| <i>% of Weighted Total:</i> | 100.0 | 45.2 | 49.3 | 62.2 | 10.8 | 19.4 | 25.0 | 33.8 | 21.8 | 74.1 | 19.6 | 44.8 | 22.1 | 10.2 | 17.4 | 1.7 |
| A18H: Americans could change their eating habits to provide more food for the hungry people in other parts of the world, and at the same time be healthier themselves | | | | | | | | | | | | | | | | |
| 1. Disagree | 11.2 | 15.5 | 7.7 | 12.3 | 12.2 | 11.3 | 12.5 | 10.1 | 11.6 | 9.9 | 16.3 | 10.5 | 10.8 | 10.5 | 14.2 | 20.0 |
| 2. Mostly disagree | 10.6 | 13.8 | 8.1 | 11.5 | 7.8 | 11.0 | 9.3 | 11.5 | 10.3 | 9.8 | 13.8 | 8.3 | 9.9 | 16.2 | 14.6 | 7.0 |
| 3. Neither | 20.5 | 22.4 | 18.4 | 20.1 | 24.6 | 16.9 | 22.3 | 23.0 | 17.9 | 19.8 | 23.3 | 19.8 | 22.2 | 20.4 | 18.2 | 19.9 |
| 4. Mostly agree | 29.9 | 28.6 | 31.1 | 29.8 | 27.3 | 28.7 | 28.6 | 28.9 | 33.8 | 31.5 | 23.1 | 30.3 | 33.0 | 28.8 | 28.0 | 17.8 |
| 5. Agree | 27.8 | 19.8 | 34.8 | 26.3 | 28.2 | 32.2 | 27.3 | 26.5 | 26.5 | 28.9 | 23.5 | 31.1 | 24.1 | 24.1 | 25.0 | 35.3 |
| <i>Item 12140 Subject F03, O03</i> | <i>N</i> 2220 | <i>1016</i> | <i>1106</i> | <i>1400</i> | <i>237</i> | <i>427</i> | <i>560</i> | <i>746</i> | <i>487</i> | <i>1667</i> | <i>438</i> | <i>1006</i> | <i>496</i> | <i>228</i> | <i>393</i> | <i>39</i> |
| A18I: My family and I often buy things we really don't need; we could get along with much less (NOTE: This question was omitted in the questionnaires administered in California, beginning in 1997, due to state requirements.) | | | | | | | | | | | | | | | | |
| 1. Disagree | 11.7 | 13.0 | 10.2 | 9.1 | 21.0 | 14.3 | 9.2 | 11.9 | 12.6 | 9.6 | 18.3 | 10.7 | 12.6 | 12.1 | 11.9 | 16.9 |
| 2. Mostly disagree | 16.8 | 18.4 | 15.4 | 17.1 | 17.5 | 17.2 | 17.5 | 15.5 | 18.0 | 16.7 | 18.2 | 18.1 | 16.4 | 11.8 | 17.8 | 17.8 |
| 3. Neither | 21.4 | 24.2 | 18.8 | 21.0 | 20.7 | 22.4 | 20.8 | 20.5 | 23.5 | 20.7 | 23.3 | 21.4 | 22.1 | 18.7 | 20.8 | 16.1 |
| 4. Mostly agree | 30.3 | 29.1 | 32.4 | 31.5 | 22.4 | 28.3 | 30.3 | 31.4 | 30.3 | 32.6 | 22.3 | 31.5 | 29.0 | 34.2 | 29.4 | 15.7 |
| 5. Agree | 19.8 | 15.3 | 23.2 | 21.2 | 18.4 | 17.7 | 22.2 | 20.8 | 15.6 | 20.4 | 18.0 | 18.4 | 19.9 | 23.2 | 20.0 | 33.6 |
| <i>Item 10060 Subject F01</i> | <i>N</i> 2002 | <i>912</i> | <i>1005</i> | <i>1349</i> | <i>226</i> | <i>425</i> | <i>558</i> | <i>746</i> | <i>274</i> | <i>1491</i> | <i>406</i> | <i>897</i> | <i>444</i> | <i>202</i> | <i>369</i> | <i>38</i> |
| A18J: Most people will have fuller and happier lives if they choose legal marriage rather than staying single, or just living with someone (NOTE: This question was omitted in the questionnaires administered in California, beginning in 1997, due to state requirements.) | | | | | | | | | | | | | | | | |
| 1. Disagree | 20.2 | 17.2 | 23.2 | 20.3 | 24.4 | 21.6 | 21.8 | 18.9 | 18.5 | 20.0 | 22.3 | 16.3 | 21.6 | 25.5 | 22.8 | 33.1 |
| 2. Mostly disagree | 13.0 | 11.4 | 14.5 | 13.6 | 7.1 | 14.9 | 14.9 | 9.2 | 16.5 | 12.4 | 14.3 | 11.1 | 15.2 | 17.2 | 14.1 | 11.0 |
| 3. Neither | 32.1 | 30.1 | 33.7 | 29.6 | 39.2 | 32.0 | 32.2 | 31.2 | 34.7 | 31.0 | 34.8 | 32.8 | 33.4 | 29.6 | 29.3 | 33.8 |
| 4. Mostly agree | 17.2 | 21.7 | 13.4 | 18.3 | 11.4 | 18.5 | 13.8 | 20.9 | 12.4 | 18.1 | 14.2 | 17.3 | 19.2 | 14.7 | 17.5 | 6.8 |
| 5. Agree | 17.4 | 19.6 | 15.1 | 18.3 | 17.9 | 13.0 | 17.4 | 19.7 | 17.8 | 18.5 | 14.4 | 22.5 | 10.6 | 13.0 | 16.3 | 15.3 |
| <i>Item 12150 Subject D03</i> | <i>N</i> 2007 | <i>915</i> | <i>1008</i> | <i>1350</i> | <i>227</i> | <i>429</i> | <i>559</i> | <i>746</i> | <i>274</i> | <i>1496</i> | <i>405</i> | <i>904</i> | <i>444</i> | <i>202</i> | <i>369</i> | <i>38</i> |
| A18K: Parents should encourage just as much independence in their daughters as in their sons | | | | | | | | | | | | | | | | |
| 1. Disagree | 4.6 | 7.5 | 1.6 | 3.4 | 4.0 | 6.7 | 3.9 | 3.9 | 4.8 | 4.2 | 6.4 | 4.6 | 4.1 | 3.4 | 3.9 | 15.6 |
| 2. Mostly disagree | 5.2 | 8.7 | 1.9 | 5.0 | 7.0 | 5.7 | 2.9 | 5.2 | 7.5 | 4.6 | 6.8 | 4.6 | 4.8 | 6.6 | 6.0 | 6.1 |
| 3. Neither | 12.4 | 18.6 | 6.9 | 12.5 | 9.5 | 14.4 | 11.8 | 11.1 | 13.2 | 10.7 | 16.9 | 11.9 | 13.3 | 8.4 | 14.4 | 10.5 |
| 4. Mostly agree | 22.3 | 27.8 | 16.9 | 23.2 | 16.8 | 22.3 | 21.7 | 23.8 | 20.8 | 21.8 | 24.6 | 22.3 | 25.5 | 19.8 | 21.5 | 12.7 |
| 5. Agree | 55.4 | 37.3 | 72.7 | 56.0 | 62.7 | 50.9 | 59.7 | 56.0 | 53.7 | 58.7 | 45.3 | 56.5 | 52.3 | 61.8 | 54.3 | 55.1 |
| <i>Item 12160 Subject D05</i> | <i>N</i> 2214 | <i>1012</i> | <i>1107</i> | <i>1399</i> | <i>236</i> | <i>428</i> | <i>558</i> | <i>745</i> | <i>482</i> | <i>1665</i> | <i>438</i> | <i>1005</i> | <i>494</i> | <i>228</i> | <i>393</i> | <i>39</i> |
| A18L: Being a mother and raising children is one of the most fulfilling experiences a woman can have | | | | | | | | | | | | | | | | |
| 1. Disagree | 5.3 | 4.8 | 5.4 | 5.3 | 3.6 | 6.0 | 5.2 | 5.1 | 5.1 | 4.9 | 6.7 | 4.9 | 4.7 | 6.7 | 5.1 | 13.5 |
| 2. Mostly disagree | 5.5 | 5.8 | 5.0 | 5.0 | 3.0 | 5.4 | 4.6 | 4.1 | 8.6 | 5.0 | 7.2 | 4.8 | 5.4 | 7.4 | 5.5 | 5.3 |
| 3. Neither | 28.8 | 44.6 | 15.1 | 32.9 | 18.6 | 35.8 | 30.7 | 24.9 | 26.4 | 28.8 | 28.6 | 28.5 | 28.4 | 26.2 | 32.6 | 30.2 |
| 4. Mostly agree | 26.2 | 22.5 | 29.7 | 25.6 | 23.4 | 23.0 | 25.5 | 27.7 | 27.4 | 28.0 | 19.6 | 26.7 | 25.0 | 27.2 | 27.6 | 8.7 |
| 5. Agree | 34.3 | 22.2 | 44.8 | 31.2 | 51.3 | 29.8 | 34.0 | 38.3 | 32.5 | 33.4 | 37.9 | 35.0 | 36.5 | 32.5 | 29.3 | 42.4 |
| <i>Item 12170 Subject D05</i> | <i>N</i> 2198 | <i>1000</i> | <i>1106</i> | <i>1389</i> | <i>236</i> | <i>426</i> | <i>553</i> | <i>738</i> | <i>480</i> | <i>1657</i> | <i>431</i> | <i>995</i> | <i>496</i> | <i>227</i> | <i>387</i> | <i>39</i> |
| A18M: Most fathers should spend more time with their children than they do now | | | | | | | | | | | | | | | | |
| 1. Disagree | 1.6 | 2.2 | 1.0 | 1.1 | 3.5 | 3.3 | 1.6 | 1.3 | 0.3 | 1.1 | 3.5 | 2.1 | 0.6 | 0.1 | 1.3 | 6.7 |
| 2. Mostly disagree | 3.3 | 4.2 | 2.4 | 4.2 | 1.7 | 4.4 | 4.6 | 1.2 | 4.0 | 2.4 | 6.3 | 1.9 | 3.1 | 6.8 | 3.8 | 1.8 |
| 3. Neither | 17.9 | 18.6 | 17.7 | 20.0 | 11.6 | 22.0 | 20.7 | 14.3 | 16.7 | 17.7 | 18.0 | 18.0 | 18.4 | 11.7 | 21.6 | 11.2 |
| 4. Mostly agree | 33.9 | 37.5 | 30.6 | 35.5 | 21.2 | 33.3 | 32.9 | 32.6 | 37.5 | 35.8 | 27.3 | 35.8 | 32.3 | 39.7 | 30.3 | 25.7 |
| 5. Agree | 43.3 | 37.4 | 48.2 | 39.2 | 61.9 | 37.0 | 40.1 | 50.5 | 41.4 | 43.0 | 44.9 | 42.1 | 45.5 | 41.6 | 43.0 | 54.6 |
| <i>Item 12180 Subject D05</i> | <i>N</i> 2212 | <i>1011</i> | <i>1107</i> | <i>1396</i> | <i>237</i> | <i>428</i> | <i>558</i> | <i>744</i> | <i>482</i> | <i>1667</i> | <i>434</i> | <i>1001</i> | <i>497</i> | <i>227</i> | <i>393</i> | <i>39</i> |

DESCRIPTIVE RESULTS: 2002

199

| QUESTIONNAIRE FORM 5 2002 | TOTAL | SEX | | RACE | | REGION | | | | COLLEGE PLANS? | | ILLICIT DRUG USE: LIFETIME | | | | | |
|---|----------|-------------|-------------|-------------|-------------|------------|------------|------------|------------|-------------------|-------------|----------------------------|------------------------|--------------|---------------|--------------------|-----------|
| | | M | F | White | Black | NE | NC | S | W | Yes | No | None | Mari- juana Only | Few Pills | More Pills | Any Her- oin | |
| <i>N (Weighted No. of Cases):</i> | 2267 | 1025 | 1118 | 1409 | 244 | 440 | 567 | 766 | 495 | 1679 | 443 | 1015 | 501 | 231 | 395 | 40 | |
| <i>% of Weighted Total:</i> | 100.0 | 45.2 | 49.3 | 62.2 | 10.8 | 19.4 | 25.0 | 33.8 | 21.8 | 74.1 | 19.6 | 44.8 | 22.1 | 10.2 | 17.4 | 1.7 | |
| A18N: The husband should make all the important decisions in the family (NOTE: This question was omitted in the questionnaires administered in California, beginning in 1997, due to state requirements.) | | | | | | | | | | | | | | | | | |
| 1. Disagree | 46.0 | 24.8 | 65.9 | 45.7 | 49.4 | 49.0 | 49.5 | 43.9 | 39.6 | 47.5 | 41.2 | 43.8 | 48.4 | 53.2 | 44.8 | 52.2 | |
| 2. Mostly disagree | 20.6 | 24.4 | 17.7 | 22.0 | 14.8 | 17.6 | 22.4 | 21.4 | 19.7 | 21.5 | 18.6 | 23.4 | 16.9 | 18.2 | 22.2 | 2.3 | |
| 3. Neither | 17.7 | 26.5 | 9.0 | 17.0 | 20.4 | 19.6 | 15.0 | 16.8 | 22.7 | 16.5 | 21.0 | 16.2 | 22.1 | 13.7 | 16.8 | 29.9 | |
| 4. Mostly agree | 9.5 | 14.3 | 5.1 | 9.1 | 9.9 | 7.2 | 7.2 | 10.9 | 14.2 | 9.3 | 9.0 | 10.1 | 7.3 | 8.6 | 9.9 | 3.7 | |
| 5. Agree | 6.2 | 10.0 | 2.4 | 6.3 | 5.5 | 6.7 | 5.9 | 7.0 | 3.8 | 5.2 | 10.1 | 6.5 | 5.3 | 6.3 | 6.3 | 11.9 | |
| <i>Item 12190 Subject D05</i> | <i>N</i> | <i>2007</i> | <i>915</i> | <i>1008</i> | <i>1352</i> | <i>225</i> | <i>430</i> | <i>559</i> | <i>746</i> | <i>273</i> | <i>1496</i> | <i>405</i> | <i>904</i> | <i>444</i> | <i>202</i> | <i>368</i> | <i>38</i> |
| A19: Some people think about what's going on in government very often, and others are not that interested. How much of an interest do you take in government and current events? | | | | | | | | | | | | | | | | | |
| 1. No interest at all | 8.0 | 8.1 | 7.6 | 7.9 | 8.1 | 10.2 | 8.8 | 6.0 | 8.0 | 6.3 | 13.6 | 7.5 | 9.0 | 9.4 | 7.6 | 9.2 | |
| 2. Very little interest | 20.1 | 17.4 | 22.4 | 19.6 | 21.5 | 19.2 | 22.0 | 18.6 | 20.8 | 18.9 | 24.9 | 18.7 | 21.9 | 20.5 | 21.0 | 11.5 | |
| 3. Some interest | 50.5 | 48.7 | 52.6 | 50.0 | 54.7 | 50.3 | 49.1 | 53.0 | 48.4 | 51.3 | 46.4 | 51.8 | 49.0 | 53.4 | 46.5 | 46.5 | |
| 4. A lot of interest | 15.3 | 17.3 | 13.5 | 15.7 | 11.5 | 14.9 | 12.1 | 17.4 | 16.1 | 16.6 | 11.9 | 16.7 | 13.5 | 14.3 | 15.3 | 21.5 | |
| 5. A very great interest | 6.3 | 8.5 | 3.9 | 6.8 | 4.3 | 5.4 | 8.1 | 5.0 | 6.7 | 6.9 | 3.3 | 5.3 | 6.6 | 2.4 | 9.7 | 11.3 | |
| <i>Item 6330 Subject H01, Q08</i> | <i>N</i> | <i>2206</i> | <i>1012</i> | <i>1106</i> | <i>1399</i> | <i>236</i> | <i>429</i> | <i>559</i> | <i>738</i> | <i>480</i> | <i>1664</i> | <i>432</i> | <i>1000</i> | <i>494</i> | <i>228</i> | <i>393</i> | <i>39</i> |
| A20: If you have at least an average income in the future, how likely is it that you will contribute money to the following organizations? If you have already contributed, mark the last circle only. | | | | | | | | | | | | | | | | | |
| Are you likely to contribute to . . . | | | | | | | | | | | | | | | | | |
| A20A: The United Fund or other community charities? | | | | | | | | | | | | | | | | | |
| 1. Definitely not | 7.9 | 11.8 | 4.0 | 7.8 | 4.1 | 10.7 | 7.9 | 6.0 | 8.4 | 5.6 | 16.4 | 6.3 | 7.7 | 9.0 | 10.0 | 17.1 | |
| 2. Probably not | 16.7 | 22.4 | 11.7 | 18.4 | 15.9 | 20.0 | 17.4 | 13.9 | 17.2 | 16.6 | 17.7 | 15.0 | 17.1 | 20.1 | 18.7 | 6.7 | |
| 3. Don't know | 45.5 | 41.2 | 50.5 | 47.3 | 44.3 | 40.8 | 47.3 | 48.6 | 43.0 | 45.6 | 46.4 | 44.2 | 46.9 | 48.3 | 48.9 | 47.1 | |
| 4. Probably will | 21.1 | 17.6 | 24.0 | 18.8 | 23.5 | 21.8 | 17.1 | 21.5 | 24.5 | 22.8 | 13.1 | 23.2 | 21.8 | 13.7 | 16.9 | 23.6 | |
| 5. Definitely will | 3.3 | 2.5 | 3.5 | 2.1 | 7.4 | 2.6 | 2.6 | 4.9 | 2.2 | 3.3 | 2.3 | 4.6 | 2.6 | 2.7 | 1.1 | 1.0 | |
| 6. Already have | 5.5 | 4.5 | 6.3 | 5.6 | 4.7 | 4.1 | 7.7 | 5.2 | 4.6 | 6.1 | 4.1 | 6.7 | 3.9 | 6.2 | 4.4 | 4.5 | |
| <i>Item 12200 Subject O02</i> | <i>N</i> | <i>2209</i> | <i>1011</i> | <i>1108</i> | <i>1397</i> | <i>237</i> | <i>426</i> | <i>558</i> | <i>743</i> | <i>482</i> | <i>1664</i> | <i>438</i> | <i>1002</i> | <i>496</i> | <i>228</i> | <i>392</i> | <i>39</i> |
| A20B: International relief organizations (CARE, UNICEF, etc.)? | | | | | | | | | | | | | | | | | |
| 1. Definitely not | 7.6 | 11.1 | 4.2 | 7.6 | 6.5 | 9.5 | 7.9 | 6.7 | 7.1 | 5.8 | 14.1 | 6.0 | 7.3 | 10.2 | 10.5 | 11.3 | |
| 2. Probably not | 17.7 | 23.3 | 12.5 | 19.4 | 11.7 | 20.5 | 18.1 | 14.5 | 19.4 | 17.1 | 20.1 | 15.4 | 18.6 | 18.7 | 22.7 | 9.8 | |
| 3. Don't know | 42.4 | 39.7 | 45.2 | 45.5 | 43.1 | 36.8 | 45.7 | 45.0 | 39.6 | 42.1 | 44.6 | 42.5 | 45.1 | 43.6 | 39.9 | 40.1 | |
| 4. Probably will | 23.0 | 19.9 | 26.3 | 21.0 | 26.0 | 24.3 | 20.6 | 22.0 | 26.2 | 25.0 | 15.9 | 25.5 | 20.8 | 21.1 | 18.4 | 27.0 | |
| 5. Definitely will | 4.9 | 2.7 | 6.6 | 2.9 | 7.0 | 3.7 | 4.5 | 5.4 | 5.6 | 4.9 | 3.8 | 5.6 | 4.5 | 4.0 | 3.8 | 4.4 | |
| 6. Already have | 4.3 | 3.4 | 5.2 | 3.5 | 5.8 | 5.2 | 3.2 | 6.2 | 2.1 | 5.0 | 1.5 | 5.0 | 3.6 | 2.4 | 4.8 | 7.3 | |
| <i>Item 12210 Subject O02</i> | <i>N</i> | <i>2209</i> | <i>1012</i> | <i>1107</i> | <i>1398</i> | <i>236</i> | <i>428</i> | <i>558</i> | <i>741</i> | <i>482</i> | <i>1664</i> | <i>438</i> | <i>1004</i> | <i>496</i> | <i>228</i> | <i>392</i> | <i>39</i> |
| A20C: Minority group organizations (NAACP, SCLC, etc.)? | | | | | | | | | | | | | | | | | |
| 1. Definitely not | 14.9 | 22.3 | 8.0 | 18.6 | 3.9 | 15.4 | 17.5 | 15.8 | 10.1 | 13.2 | 22.6 | 14.0 | 12.6 | 16.0 | 20.1 | 12.7 | |
| 2. Probably not | 21.6 | 24.6 | 19.5 | 26.1 | 8.9 | 20.1 | 24.0 | 20.2 | 22.2 | 23.3 | 17.8 | 19.8 | 22.1 | 26.3 | 24.4 | 10.2 | |
| 3. Don't know | 40.1 | 35.1 | 44.8 | 43.7 | 29.2 | 40.1 | 40.9 | 37.1 | 43.9 | 39.1 | 43.2 | 39.8 | 40.7 | 45.9 | 38.5 | 29.5 | |
| 4. Probably will | 16.0 | 12.4 | 19.1 | 9.6 | 30.8 | 16.7 | 13.7 | 16.7 | 16.9 | 16.7 | 11.5 | 16.6 | 18.2 | 8.4 | 13.0 | 38.7 | |
| 5. Definitely will | 6.0 | 4.4 | 7.3 | 2.0 | 21.7 | 6.1 | 2.6 | 8.6 | 5.7 | 6.2 | 4.6 | 8.5 | 5.1 | 2.4 | 3.1 | 1.5 | |
| 6. Already have | 1.4 | 1.1 | 1.5 | 0.1 | 5.7 | 1.6 | 1.2 | 1.5 | 1.2 | 1.6 | 0.2 | 1.3 | 1.3 | 0.9 | 0.8 | 7.3 | |
| <i>Item 12220 Subject N02, O02</i> | <i>N</i> | <i>2205</i> | <i>1010</i> | <i>1105</i> | <i>1396</i> | <i>237</i> | <i>427</i> | <i>556</i> | <i>741</i> | <i>481</i> | <i>1661</i> | <i>438</i> | <i>1000</i> | <i>496</i> | <i>227</i> | <i>392</i> | <i>39</i> |

MONITORING THE FUTURE

| QUESTIONNAIRE FORM 5 2002 | TOTAL | SEX | | RACE | | REGION | | | | COLLEGE PLANS? | | ILLICIT DRUG USE: LIFETIME | | | | |
|---|---------------|-------------|-------------|-------------|------------|------------|------------|------------|------------|-------------------|------------|----------------------------|------------------------|--------------|---------------|--------------------|
| | | M | F | White | Black | NE | NC | S | W | Yes | No | None | Mari- juana Only | Few Pills | More Pills | Any Her- oin |
| <i>N (Weighted No. of Cases):</i> | 2267 | 1025 | 1118 | 1409 | 244 | 440 | 567 | 766 | 495 | 1679 | 443 | 1015 | 501 | 231 | 395 | 40 |
| <i>% of Weighted Total:</i> | 100.0 | 45.2 | 49.3 | 62.2 | 10.8 | 19.4 | 25.0 | 33.8 | 21.8 | 74.1 | 19.6 | 44.8 | 22.1 | 10.2 | 17.4 | 1.7 |
| A20D: Church or religious organizations? | | | | | | | | | | | | | | | | |
| 1. Definitely not | 10.5 | 14.3 | 7.1 | 12.2 | 3.5 | 12.0 | 12.8 | 6.5 | 12.7 | 9.7 | 14.1 | 8.5 | 10.6 | 14.5 | 13.6 | 13.5 |
| 2. Probably not | 10.0 | 9.4 | 10.6 | 10.1 | 3.8 | 11.7 | 9.8 | 6.1 | 14.9 | 10.1 | 9.8 | 7.5 | 11.6 | 12.6 | 13.7 | 5.3 |
| 3. Don't know | 16.0 | 16.4 | 16.2 | 15.5 | 13.0 | 23.1 | 14.0 | 13.1 | 16.6 | 14.0 | 22.6 | 14.3 | 13.7 | 18.8 | 22.2 | 12.0 |
| 4. Probably will | 24.6 | 25.0 | 23.6 | 22.8 | 31.8 | 22.5 | 24.8 | 24.7 | 25.9 | 24.2 | 25.2 | 23.4 | 30.2 | 22.0 | 20.7 | 27.1 |
| 5. Definitely will | 14.5 | 12.8 | 16.4 | 14.5 | 22.4 | 11.0 | 14.9 | 18.7 | 10.9 | 15.5 | 10.0 | 17.9 | 14.7 | 11.1 | 8.1 | 5.0 |
| 6. Already have | 24.3 | 22.1 | 26.2 | 24.9 | 25.5 | 19.6 | 23.7 | 31.0 | 19.0 | 26.4 | 18.2 | 28.4 | 19.2 | 20.9 | 21.8 | 37.0 |
| <i>Item 12230 Subject G, O02</i> | <i>N</i> 2208 | <i>1010</i> | <i>1107</i> | <i>1397</i> | <i>237</i> | <i>425</i> | <i>558</i> | <i>742</i> | <i>483</i> | <i>1665</i> | <i>438</i> | <i>1003</i> | <i>494</i> | <i>228</i> | <i>392</i> | <i>39</i> |
| A20E: Political parties or organizations? | | | | | | | | | | | | | | | | |
| 1. Definitely not | 22.6 | 25.7 | 19.5 | 22.5 | 21.6 | 28.8 | 23.7 | 18.7 | 21.9 | 21.4 | 26.6 | 21.8 | 21.5 | 24.6 | 25.7 | 8.7 |
| 2. Probably not | 27.6 | 25.9 | 29.6 | 27.9 | 28.6 | 25.2 | 30.6 | 25.0 | 29.9 | 28.7 | 23.9 | 27.5 | 30.5 | 26.1 | 26.0 | 23.4 |
| 3. Don't know | 36.3 | 33.4 | 39.8 | 37.1 | 34.1 | 32.0 | 33.8 | 40.9 | 36.1 | 35.6 | 39.8 | 37.3 | 34.8 | 35.2 | 36.2 | 43.8 |
| 4. Probably will | 9.2 | 8.8 | 8.8 | 8.3 | 12.1 | 10.4 | 6.7 | 11.4 | 7.8 | 9.8 | 7.0 | 9.8 | 9.4 | 9.9 | 6.6 | 13.7 |
| 5. Definitely will | 2.7 | 3.8 | 1.7 | 3.2 | 2.0 | 2.6 | 3.4 | 2.4 | 2.3 | 2.6 | 2.7 | 2.5 | 2.6 | 0.6 | 4.4 | 3.0 |
| 6. Already have | 1.6 | 2.3 | 0.6 | 1.1 | 1.5 | 0.9 | 1.8 | 1.5 | 1.9 | 1.9 | - | 1.1 | 1.1 | 3.6 | 1.0 | 7.3 |
| <i>Item 12240 Subject H05, O02</i> | <i>N</i> 2197 | <i>1009</i> | <i>1100</i> | <i>1394</i> | <i>231</i> | <i>426</i> | <i>557</i> | <i>736</i> | <i>479</i> | <i>1653</i> | <i>437</i> | <i>994</i> | <i>495</i> | <i>227</i> | <i>392</i> | <i>39</i> |
| A20F: Citizen lobbies (Common Cause, Public Citizen, etc.)? | | | | | | | | | | | | | | | | |
| 1. Definitely not | 13.9 | 18.0 | 10.0 | 14.0 | 11.8 | 15.6 | 15.5 | 11.0 | 14.7 | 12.8 | 19.1 | 12.4 | 14.8 | 16.9 | 13.7 | 21.6 |
| 2. Probably not | 24.9 | 26.9 | 24.2 | 26.7 | 22.6 | 23.7 | 27.1 | 24.8 | 23.8 | 25.2 | 26.7 | 22.0 | 28.0 | 23.1 | 30.8 | 17.7 |
| 3. Don't know | 46.8 | 41.7 | 52.3 | 48.1 | 42.0 | 47.1 | 46.5 | 46.2 | 47.7 | 47.2 | 42.9 | 50.2 | 46.2 | 46.0 | 41.0 | 39.8 |
| 4. Probably will | 10.8 | 9.6 | 10.8 | 8.7 | 16.2 | 10.6 | 7.9 | 12.8 | 11.3 | 11.2 | 8.2 | 12.1 | 8.7 | 9.2 | 10.5 | 12.0 |
| 5. Definitely will | 2.6 | 2.5 | 2.2 | 2.0 | 5.1 | 2.5 | 1.9 | 3.3 | 2.3 | 2.5 | 2.2 | 2.2 | 2.0 | 3.7 | 2.8 | - |
| 6. Already have | 1.1 | 1.3 | 0.5 | 0.5 | 2.3 | 0.6 | 1.0 | 2.0 | 0.2 | 1.0 | 0.8 | 1.0 | 0.3 | 1.1 | 1.3 | 8.8 |
| <i>Item 12250 Subject H05, I02, O02</i> | <i>N</i> 2198 | <i>1003</i> | <i>1104</i> | <i>1395</i> | <i>231</i> | <i>426</i> | <i>556</i> | <i>737</i> | <i>479</i> | <i>1659</i> | <i>433</i> | <i>998</i> | <i>492</i> | <i>226</i> | <i>391</i> | <i>39</i> |
| A20G: Charities to help fight diseases (Cancer, Heart Disease, etc.)? | | | | | | | | | | | | | | | | |
| 1. Definitely not | 4.3 | 6.6 | 1.8 | 3.8 | 2.8 | 6.5 | 3.6 | 3.6 | 4.1 | 3.1 | 8.3 | 4.0 | 4.2 | 4.5 | 4.0 | 8.1 |
| 2. Probably not | 6.1 | 10.3 | 2.4 | 5.7 | 5.9 | 6.2 | 7.1 | 4.0 | 7.9 | 5.2 | 9.6 | 5.9 | 4.7 | 5.6 | 8.1 | 1.5 |
| 3. Don't know | 16.6 | 20.1 | 13.0 | 18.1 | 15.5 | 18.5 | 15.9 | 15.2 | 17.8 | 14.8 | 23.2 | 16.7 | 15.5 | 18.6 | 16.5 | 17.1 |
| 4. Probably will | 36.4 | 37.0 | 36.7 | 38.2 | 32.1 | 34.1 | 37.4 | 35.8 | 38.4 | 37.5 | 31.1 | 37.5 | 38.2 | 35.9 | 33.5 | 37.9 |
| 5. Definitely will | 25.3 | 17.9 | 31.7 | 23.2 | 29.0 | 24.8 | 23.0 | 27.9 | 24.4 | 27.2 | 18.2 | 26.5 | 23.1 | 22.6 | 26.8 | 19.9 |
| 6. Already have | 11.3 | 8.0 | 14.4 | 11.0 | 14.6 | 9.9 | 12.9 | 13.5 | 7.5 | 12.1 | 9.6 | 9.4 | 14.3 | 12.7 | 11.1 | 15.5 |
| <i>Item 12260 Subject O02</i> | <i>N</i> 2209 | <i>1012</i> | <i>1106</i> | <i>1398</i> | <i>235</i> | <i>427</i> | <i>558</i> | <i>741</i> | <i>483</i> | <i>1665</i> | <i>437</i> | <i>1004</i> | <i>497</i> | <i>226</i> | <i>392</i> | <i>39</i> |
| A20H: Organizations concerned with population problems (Planned Parenthood, ZPG, etc.)? | | | | | | | | | | | | | | | | |
| 1. Definitely not | 13.6 | 18.6 | 8.7 | 16.0 | 7.8 | 18.1 | 15.9 | 11.1 | 10.9 | 12.5 | 17.4 | 14.1 | 11.1 | 16.3 | 13.9 | 21.9 |
| 2. Probably not | 20.0 | 25.0 | 16.1 | 22.2 | 15.2 | 18.8 | 19.9 | 20.3 | 20.7 | 21.1 | 17.2 | 18.4 | 21.9 | 18.4 | 23.2 | 8.8 |
| 3. Don't know | 42.0 | 39.2 | 44.9 | 42.3 | 41.1 | 42.3 | 41.3 | 44.4 | 38.8 | 41.9 | 42.5 | 44.3 | 42.2 | 44.4 | 35.6 | 29.9 |
| 4. Probably will | 16.5 | 12.4 | 19.4 | 14.1 | 22.1 | 13.0 | 15.7 | 16.2 | 20.9 | 16.3 | 16.8 | 16.7 | 16.4 | 12.7 | 18.3 | 13.7 |
| 5. Definitely will | 6.3 | 3.6 | 8.8 | 4.2 | 10.9 | 6.5 | 4.6 | 6.1 | 8.3 | 6.2 | 5.6 | 6.0 | 6.1 | 6.4 | 6.6 | 14.0 |
| 6. Already have | 1.7 | 1.2 | 2.0 | 1.2 | 2.8 | 1.3 | 2.8 | 2.0 | 0.4 | 2.0 | 0.4 | 0.6 | 2.3 | 1.7 | 2.5 | 11.7 |
| <i>Item 12270 Subject E01, O02</i> | <i>N</i> 2207 | <i>1012</i> | <i>1104</i> | <i>1397</i> | <i>235</i> | <i>427</i> | <i>556</i> | <i>741</i> | <i>483</i> | <i>1663</i> | <i>438</i> | <i>1001</i> | <i>497</i> | <i>228</i> | <i>392</i> | <i>39</i> |
| A20I: Organizations concerned with environmental problems (Sierra Club, Friends of Earth, etc.)? | | | | | | | | | | | | | | | | |
| 1. Definitely not | 10.6 | 15.3 | 5.9 | 11.7 | 11.2 | 15.7 | 10.1 | 9.0 | 9.0 | 9.6 | 14.0 | 10.3 | 8.9 | 11.9 | 12.7 | 15.0 |
| 2. Probably not | 17.3 | 18.3 | 16.3 | 17.0 | 17.2 | 15.4 | 17.3 | 15.9 | 21.1 | 18.2 | 15.5 | 16.9 | 18.0 | 15.7 | 19.2 | 4.6 |
| 3. Don't know | 39.8 | 34.9 | 44.9 | 40.4 | 45.9 | 37.7 | 37.8 | 43.3 | 38.7 | 38.5 | 45.5 | 42.3 | 42.1 | 38.8 | 33.3 | 35.0 |
| 4. Probably will | 20.5 | 21.2 | 20.0 | 19.9 | 14.6 | 19.9 | 21.7 | 20.6 | 19.5 | 21.7 | 16.5 | 21.1 | 18.4 | 19.6 | 20.6 | 24.9 |
| 5. Definitely will | 8.6 | 7.3 | 9.7 | 7.9 | 7.0 | 8.1 | 9.6 | 7.5 | 9.6 | 8.7 | 6.5 | 7.0 | 8.0 | 12.3 | 11.2 | 3.8 |
| 6. Already have | 3.3 | 3.0 | 3.3 | 3.1 | 4.0 | 3.2 | 3.5 | 3.8 | 2.2 | 3.4 | 2.0 | 2.3 | 4.5 | 1.8 | 3.0 | 16.7 |
| <i>Item 12280 Subject F04, O02</i> | <i>N</i> 2210 | <i>1013</i> | <i>1106</i> | <i>1399</i> | <i>235</i> | <i>427</i> | <i>558</i> | <i>742</i> | <i>483</i> | <i>1665</i> | <i>438</i> | <i>1003</i> | <i>497</i> | <i>228</i> | <i>393</i> | <i>39</i> |

| QUESTIONNAIRE FORM 5 2002 | TOTAL | SEX | | RACE | | REGION | | | | COLLEGE PLANS? | | ILLICIT DRUG USE: LIFETIME | | | | |
|---|---------------|------|------|-------|-------|--------|------|------|------|-------------------|------|----------------------------|------------------------|--------------|---------------|--------------------|
| | | M | F | White | Black | NE | NC | S | W | Yes | No | None | Mari- juana Only | Few Pills | More Pills | Any Her- oin |
| <i>N (Weighted No. of Cases):</i> | 2267 | 1025 | 1118 | 1409 | 244 | 440 | 567 | 766 | 495 | 1679 | 443 | 1015 | 501 | 231 | 395 | 40 |
| <i>% of Weighted Total:</i> | 100.0 | 45.2 | 49.3 | 62.2 | 10.8 | 19.4 | 25.0 | 33.8 | 21.8 | 74.1 | 19.6 | 44.8 | 22.1 | 10.2 | 17.4 | 1.7 |
| Now we have a different kind of question. | | | | | | | | | | | | | | | | |
| A21: How satisfied are you with your life as a whole these days? | | | | | | | | | | | | | | | | |
| 1. Completely dissatisfied | 2.6 | 2.7 | 2.3 | 2.0 | 3.2 | 3.0 | 1.9 | 2.5 | 3.2 | 2.4 | 3.3 | 1.6 | 2.6 | 2.0 | 5.5 | 4.5 |
| 2. Quite dissatisfied | 6.1 | 7.1 | 5.2 | 6.8 | 6.6 | 7.0 | 6.2 | 5.9 | 5.3 | 5.9 | 7.2 | 4.2 | 6.3 | 9.6 | 7.4 | 15.9 |
| 3. Somewhat dissatisfied | 7.0 | 7.4 | 6.1 | 6.1 | 7.1 | 7.1 | 4.8 | 6.2 | 10.9 | 6.4 | 8.2 | 6.5 | 6.3 | 10.1 | 6.4 | 4.6 |
| 4. Neither, or mixed feelings | 14.1 | 15.5 | 13.0 | 12.9 | 17.6 | 16.4 | 15.6 | 12.1 | 13.6 | 12.4 | 20.3 | 13.5 | 12.4 | 14.3 | 16.9 | 21.0 |
| 5. Somewhat satisfied | 21.7 | 20.3 | 22.9 | 21.1 | 20.1 | 25.5 | 21.0 | 18.5 | 24.1 | 21.9 | 20.5 | 20.5 | 23.4 | 22.4 | 23.3 | 10.0 |
| 6. Quite satisfied | 39.4 | 38.7 | 40.9 | 43.5 | 30.4 | 33.2 | 43.4 | 43.0 | 34.8 | 42.6 | 30.3 | 43.3 | 39.2 | 39.1 | 32.5 | 30.3 |
| 7. Completely satisfied | 9.0 | 8.2 | 9.6 | 7.7 | 15.0 | 7.9 | 7.0 | 11.8 | 8.1 | 8.4 | 10.2 | 10.4 | 9.8 | 2.4 | 8.0 | 13.7 |
| <i>Item 6840 Subject P01, Q01</i> | <i>N</i> 2216 | 1020 | 1107 | 1404 | 239 | 428 | 561 | 746 | 480 | 1666 | 441 | 1008 | 500 | 230 | 392 | 36 |
| A22: These questions are about whether you think women are discriminated against in each of the following areas. | | | | | | | | | | | | | | | | |
| To what extent are women discriminated against . . . | | | | | | | | | | | | | | | | |
| A22A: In getting a college education? | | | | | | | | | | | | | | | | |
| 1. Not at all | 41.2 | 49.2 | 34.5 | 42.6 | 40.3 | 41.3 | 39.4 | 43.5 | 39.8 | 41.4 | 41.6 | 38.6 | 40.5 | 39.2 | 50.7 | 46.6 |
| 2. Very little | 30.0 | 23.6 | 36.1 | 33.3 | 18.5 | 29.0 | 31.6 | 28.2 | 31.8 | 32.3 | 23.4 | 31.8 | 28.9 | 32.3 | 26.8 | 21.7 |
| 3. Some | 14.3 | 11.5 | 17.0 | 13.2 | 19.0 | 16.5 | 15.6 | 13.7 | 11.9 | 14.7 | 13.2 | 14.9 | 15.7 | 15.8 | 9.8 | 19.8 |
| 4. A good deal | 2.5 | 1.2 | 3.2 | 1.7 | 3.5 | 1.8 | 1.6 | 2.7 | 3.7 | 2.3 | 2.9 | 2.9 | 2.3 | 2.6 | 1.4 | 1.9 |
| 5. A great deal | 1.5 | 1.6 | 1.4 | 0.7 | 3.4 | 2.4 | 0.7 | 1.7 | 1.5 | 1.1 | 3.0 | 1.4 | 1.2 | 1.0 | 1.6 | 0.6 |
| 8. Don't know | 10.4 | 12.9 | 7.8 | 8.5 | 15.4 | 9.1 | 11.1 | 10.2 | 11.3 | 8.3 | 15.9 | 10.4 | 11.3 | 9.2 | 9.7 | 9.4 |
| <i>Item 12290 Subject D06</i> | <i>N</i> 2210 | 1015 | 1108 | 1396 | 241 | 427 | 560 | 741 | 482 | 1661 | 440 | 1003 | 499 | 229 | 394 | 37 |
| A22B: In gaining positions of leadership over men and women? | | | | | | | | | | | | | | | | |
| 1. Not at all | 8.4 | 12.1 | 4.8 | 7.9 | 7.6 | 8.0 | 7.2 | 8.2 | 10.3 | 7.4 | 11.1 | 8.9 | 4.5 | 7.2 | 11.5 | 17.1 |
| 2. Very little | 15.3 | 19.4 | 11.6 | 18.1 | 8.8 | 12.8 | 14.5 | 17.7 | 14.9 | 16.1 | 12.6 | 16.3 | 13.9 | 16.9 | 13.1 | 25.8 |
| 3. Some | 34.8 | 34.4 | 35.8 | 35.0 | 30.7 | 35.5 | 39.1 | 30.8 | 35.6 | 36.5 | 29.7 | 34.1 | 36.1 | 36.4 | 34.0 | 30.9 |
| 4. A good deal | 23.9 | 18.0 | 29.4 | 23.2 | 27.6 | 28.0 | 20.1 | 25.3 | 22.3 | 24.7 | 22.1 | 23.7 | 27.1 | 22.8 | 23.1 | 11.8 |
| 5. A great deal | 10.3 | 6.4 | 13.5 | 9.1 | 18.2 | 9.5 | 11.7 | 11.2 | 7.8 | 10.2 | 10.6 | 9.4 | 10.8 | 10.7 | 11.2 | 8.5 |
| 8. Don't know | 7.4 | 9.7 | 4.9 | 6.6 | 7.1 | 6.1 | 7.4 | 6.9 | 9.1 | 5.2 | 13.9 | 7.7 | 7.7 | 5.9 | 7.0 | 5.9 |
| <i>Item 12300 Subject D06</i> | <i>N</i> 2211 | 1013 | 1109 | 1396 | 241 | 428 | 561 | 740 | 482 | 1660 | 441 | 1003 | 499 | 229 | 394 | 37 |
| A22C: In obtaining executive positions in business? | | | | | | | | | | | | | | | | |
| 1. Not at all | 12.2 | 15.8 | 8.8 | 12.4 | 11.6 | 8.7 | 10.1 | 13.8 | 15.1 | 10.8 | 17.1 | 11.5 | 10.8 | 8.6 | 17.9 | 20.2 |
| 2. Very little | 17.1 | 21.1 | 13.7 | 18.9 | 10.5 | 16.9 | 17.3 | 16.2 | 18.5 | 17.2 | 16.4 | 15.6 | 17.1 | 19.9 | 17.7 | 27.4 |
| 3. Some | 32.3 | 28.8 | 36.0 | 33.5 | 27.9 | 32.9 | 35.5 | 30.1 | 31.5 | 33.5 | 29.5 | 33.2 | 32.7 | 33.7 | 31.3 | 16.6 |
| 4. A good deal | 20.9 | 18.0 | 23.1 | 19.0 | 24.9 | 24.2 | 21.1 | 20.7 | 18.0 | 22.2 | 15.8 | 22.1 | 21.5 | 20.4 | 17.4 | 15.8 |
| 5. A great deal | 8.0 | 4.8 | 10.9 | 7.4 | 14.5 | 9.0 | 6.7 | 9.0 | 7.1 | 8.6 | 6.3 | 7.6 | 8.2 | 8.6 | 8.0 | 9.3 |
| 8. Don't know | 9.5 | 11.4 | 7.5 | 8.7 | 10.6 | 8.3 | 9.3 | 10.2 | 9.7 | 7.6 | 14.9 | 10.0 | 9.8 | 8.8 | 7.6 | 10.6 |
| <i>Item 12310 Subject D06</i> | <i>N</i> 2208 | 1013 | 1106 | 1394 | 241 | 428 | 559 | 740 | 481 | 1659 | 438 | 1000 | 499 | 229 | 394 | 37 |
| A22D: In obtaining top jobs in the professions? | | | | | | | | | | | | | | | | |
| 1. Not at all | 15.0 | 18.7 | 11.6 | 15.3 | 13.6 | 12.8 | 12.2 | 17.8 | 15.9 | 13.3 | 20.9 | 13.2 | 13.8 | 14.3 | 21.5 | 20.6 |
| 2. Very little | 20.0 | 23.0 | 18.1 | 21.6 | 15.9 | 17.8 | 21.1 | 19.3 | 21.8 | 20.5 | 18.7 | 19.1 | 18.9 | 22.8 | 21.7 | 30.5 |
| 3. Some | 28.8 | 25.6 | 32.3 | 29.5 | 23.8 | 32.6 | 27.9 | 27.4 | 28.7 | 31.3 | 21.3 | 30.3 | 30.7 | 28.9 | 23.2 | 26.7 |
| 4. A good deal | 18.2 | 15.9 | 19.8 | 17.2 | 18.4 | 20.6 | 21.5 | 15.9 | 16.0 | 18.7 | 15.9 | 18.0 | 20.1 | 21.0 | 16.0 | 3.5 |
| 5. A great deal | 8.1 | 4.2 | 11.4 | 7.3 | 16.1 | 8.2 | 6.9 | 10.1 | 6.5 | 8.3 | 7.6 | 8.6 | 7.6 | 5.8 | 9.0 | 8.1 |
| 8. Don't know | 9.8 | 12.6 | 6.8 | 9.1 | 12.1 | 7.9 | 10.5 | 9.6 | 11.0 | 7.9 | 15.5 | 10.8 | 9.0 | 7.3 | 8.5 | 10.6 |
| <i>Item 12320 Subject D06</i> | <i>N</i> 2208 | 1015 | 1107 | 1395 | 241 | 428 | 560 | 740 | 480 | 1658 | 440 | 1002 | 499 | 227 | 394 | 37 |
| A22E: In getting skilled labor jobs? | | | | | | | | | | | | | | | | |
| 1. Not at all | 15.5 | 21.1 | 10.4 | 15.9 | 10.8 | 11.7 | 17.4 | 15.8 | 16.3 | 14.8 | 18.4 | 16.2 | 13.5 | 12.0 | 19.2 | 15.9 |
| 2. Very little | 20.6 | 20.6 | 20.7 | 22.4 | 17.9 | 18.1 | 16.1 | 24.3 | 22.2 | 21.5 | 18.3 | 21.2 | 16.9 | 20.3 | 21.4 | 28.2 |
| 3. Some | 27.7 | 24.8 | 31.0 | 28.0 | 22.8 | 33.8 | 29.4 | 22.0 | 28.9 | 29.6 | 20.9 | 27.4 | 29.4 | 32.2 | 23.9 | 37.7 |
| 4. A good deal | 15.4 | 13.0 | 17.1 | 14.9 | 17.2 | 14.9 | 16.7 | 14.4 | 15.8 | 14.9 | 17.2 | 13.4 | 18.8 | 18.7 | 15.0 | 7.6 |
| 5. A great deal | 8.2 | 6.6 | 9.5 | 7.1 | 17.1 | 9.1 | 7.7 | 9.7 | 5.5 | 8.0 | 8.8 | 7.9 | 8.3 | 6.8 | 10.2 | 3.6 |
| 8. Don't know | 12.7 | 13.9 | 11.3 | 11.7 | 14.2 | 12.4 | 12.6 | 13.7 | 11.3 | 11.2 | 16.4 | 13.9 | 13.1 | 10.0 | 10.3 | 7.1 |
| <i>Item 12330 Subject D06</i> | <i>N</i> 2205 | 1015 | 1104 | 1395 | 241 | 426 | 560 | 739 | 480 | 1656 | 438 | 1000 | 499 | 226 | 394 | 37 |

| QUESTIONNAIRE FORM 5 2002 | TOTAL | SEX | | RACE | | REGION | | | | COLLEGE PLANS? | | ILLICIT DRUG USE: LIFETIME | | | | | |
|---|----------|-------------|-------------|-------------|-------------|------------|------------|------------|------------|-------------------|-------------|----------------------------|------------------------|--------------|---------------|--------------------|-----------|
| | | M | F | White | Black | NE | NC | S | W | Yes | No | None | Mari- juana Only | Few Pills | More Pills | Any Her- oin | |
| <i>N (Weighted No. of Cases):</i> | 2267 | 1025 | 1118 | 1409 | 244 | 440 | 567 | 766 | 495 | 1679 | 443 | 1015 | 501 | 231 | 395 | 40 | |
| <i>% of Weighted Total:</i> | 100.0 | 45.2 | 49.3 | 62.2 | 10.8 | 19.4 | 25.0 | 33.8 | 21.8 | 74.1 | 19.6 | 44.8 | 22.1 | 10.2 | 17.4 | 1.7 | |
| A22F: In getting elected to political office? | | | | | | | | | | | | | | | | | |
| 1. Not at all | 8.6 | 13.3 | 4.3 | 8.4 | 10.1 | 6.2 | 7.3 | 10.5 | 9.2 | 7.4 | 12.5 | 8.6 | 7.4 | 6.6 | 11.1 | 13.2 | |
| 2. Very little | 13.4 | 18.0 | 9.1 | 14.6 | 8.8 | 12.1 | 13.6 | 13.9 | 13.6 | 13.6 | 11.9 | 13.1 | 14.2 | 11.6 | 14.6 | 19.0 | |
| 3. Some | 23.4 | 23.5 | 23.8 | 24.0 | 20.4 | 28.9 | 22.3 | 23.5 | 19.5 | 24.0 | 21.6 | 21.6 | 22.7 | 27.0 | 25.0 | 38.3 | |
| 4. A good deal | 25.1 | 20.4 | 29.2 | 24.8 | 24.4 | 24.4 | 26.9 | 21.1 | 29.9 | 27.0 | 19.0 | 27.8 | 23.1 | 26.2 | 21.0 | 8.9 | |
| 5. A great deal | 20.5 | 12.4 | 27.8 | 19.7 | 27.2 | 21.1 | 21.6 | 21.1 | 17.9 | 20.8 | 20.5 | 20.2 | 21.6 | 22.6 | 19.4 | 16.7 | |
| 8. Don't know | 9.0 | 12.3 | 5.8 | 8.6 | 9.3 | 7.3 | 8.2 | 9.9 | 10.0 | 7.1 | 14.4 | 8.7 | 11.0 | 5.9 | 8.9 | 4.0 | |
| <i>Item 12340 Subject D06, H02</i> | <i>N</i> | <i>2205</i> | <i>1015</i> | <i>1104</i> | <i>1394</i> | <i>240</i> | <i>426</i> | <i>559</i> | <i>740</i> | <i>480</i> | <i>1658</i> | <i>438</i> | <i>1001</i> | <i>499</i> | <i>227</i> | <i>392</i> | <i>37</i> |
| A22G: In getting equal pay for equal work? | | | | | | | | | | | | | | | | | |
| 1. Not at all | 20.1 | 27.6 | 13.8 | 21.9 | 16.3 | 19.7 | 19.4 | 22.3 | 18.0 | 19.4 | 22.9 | 18.3 | 18.7 | 17.3 | 26.7 | 32.9 | |
| 2. Very little | 18.3 | 20.3 | 16.5 | 20.3 | 17.3 | 17.9 | 17.5 | 19.3 | 18.0 | 20.0 | 12.3 | 17.1 | 17.7 | 22.7 | 19.5 | 24.0 | |
| 3. Some | 23.8 | 21.8 | 25.5 | 23.6 | 17.8 | 24.9 | 24.4 | 19.2 | 29.2 | 24.6 | 20.5 | 25.4 | 23.4 | 23.5 | 20.8 | 16.1 | |
| 4. A good deal | 16.6 | 12.1 | 20.8 | 15.9 | 17.8 | 17.9 | 19.1 | 16.0 | 13.3 | 16.7 | 16.8 | 17.2 | 17.9 | 16.8 | 13.8 | 10.2 | |
| 5. A great deal | 11.6 | 6.8 | 15.9 | 9.3 | 19.4 | 12.9 | 10.1 | 13.1 | 10.1 | 12.1 | 10.5 | 11.9 | 12.8 | 12.5 | 9.6 | 7.8 | |
| 8. Don't know | 9.6 | 11.4 | 7.6 | 8.9 | 11.4 | 6.7 | 9.4 | 10.2 | 11.4 | 7.1 | 17.0 | 10.0 | 9.5 | 7.1 | 9.5 | 9.0 | |
| <i>Item 12350 Subject D06</i> | <i>N</i> | <i>2203</i> | <i>1013</i> | <i>1104</i> | <i>1393</i> | <i>241</i> | <i>424</i> | <i>560</i> | <i>740</i> | <i>480</i> | <i>1655</i> | <i>438</i> | <i>999</i> | <i>499</i> | <i>227</i> | <i>392</i> | <i>37</i> |
| A23: The next questions ask for your opinions on the effects of using certain drugs and other substances. First, how much do you think people risk harming themselves (physically or in other ways), if they . . . | | | | | | | | | | | | | | | | | |
| A23A: Smoke one or more packs of cigarettes per day | | | | | | | | | | | | | | | | | |
| 1. No risk | 2.8 | 3.7 | 1.6 | 2.1 | 4.8 | 3.8 | 2.9 | 2.4 | 2.5 | 1.1 | 6.6 | 3.4 | 1.3 | 0.5 | 2.3 | 17.9 | |
| 2. Slight risk | 3.7 | 4.4 | 3.0 | 3.9 | 2.6 | 5.3 | 3.3 | 3.8 | 2.4 | 3.1 | 5.4 | 3.4 | 2.8 | 2.5 | 6.0 | 3.7 | |
| 3. Moderate risk | 16.7 | 19.5 | 14.2 | 18.1 | 12.4 | 16.4 | 18.3 | 16.6 | 15.4 | 15.3 | 22.7 | 13.4 | 17.6 | 16.0 | 24.4 | 24.0 | |
| 4. Great risk | 74.2 | 68.5 | 79.9 | 73.8 | 75.6 | 72.0 | 71.6 | 75.6 | 77.3 | 78.4 | 61.1 | 76.4 | 76.5 | 79.4 | 66.5 | 53.2 | |
| 5. Can't say, drug unfamiliar | 2.6 | 3.9 | 1.2 | 2.1 | 4.7 | 2.5 | 3.9 | 1.6 | 2.4 | 2.0 | 4.2 | 3.5 | 1.8 | 1.6 | 0.8 | 1.3 | |
| <i>Item 12360 Subject A14a</i> | <i>N</i> | <i>2213</i> | <i>1016</i> | <i>1110</i> | <i>1406</i> | <i>239</i> | <i>428</i> | <i>562</i> | <i>744</i> | <i>479</i> | <i>1663</i> | <i>442</i> | <i>1005</i> | <i>499</i> | <i>228</i> | <i>394</i> | <i>38</i> |
| A23B: Try marijuana (pot, weed) once or twice | | | | | | | | | | | | | | | | | |
| 1. No risk | 38.1 | 45.5 | 31.9 | 40.9 | 26.9 | 45.6 | 38.0 | 32.6 | 40.2 | 36.8 | 43.3 | 16.7 | 49.5 | 54.2 | 69.0 | 63.5 | |
| 2. Slight risk | 29.1 | 24.8 | 33.4 | 31.5 | 29.0 | 25.2 | 31.5 | 31.1 | 26.4 | 31.1 | 23.7 | 32.0 | 34.6 | 25.1 | 18.2 | 25.2 | |
| 3. Moderate risk | 13.2 | 10.8 | 15.3 | 12.2 | 11.0 | 13.0 | 12.4 | 12.3 | 15.5 | 13.1 | 13.9 | 19.8 | 9.3 | 7.2 | 5.5 | - | |
| 4. Great risk | 16.1 | 14.1 | 17.1 | 12.5 | 26.7 | 12.4 | 12.9 | 21.5 | 14.6 | 16.1 | 14.6 | 26.2 | 5.3 | 11.5 | 6.0 | 8.8 | |
| 5. Can't say, drug unfamiliar | 3.6 | 4.8 | 2.4 | 2.9 | 6.4 | 3.7 | 5.2 | 2.4 | 3.2 | 2.9 | 4.5 | 5.3 | 1.2 | 2.0 | 1.2 | 2.6 | |
| <i>Item 12370 Subject A14a</i> | <i>N</i> | <i>2214</i> | <i>1016</i> | <i>1109</i> | <i>1406</i> | <i>239</i> | <i>427</i> | <i>563</i> | <i>743</i> | <i>481</i> | <i>1664</i> | <i>442</i> | <i>1006</i> | <i>499</i> | <i>230</i> | <i>394</i> | <i>38</i> |
| A23C: Smoke marijuana occasionally | | | | | | | | | | | | | | | | | |
| 1. No risk | 15.9 | 21.8 | 10.5 | 16.9 | 10.9 | 20.4 | 16.7 | 13.0 | 15.6 | 14.1 | 22.5 | 4.5 | 18.0 | 25.6 | 35.5 | 31.7 | |
| 2. Slight risk | 27.0 | 30.8 | 23.9 | 30.2 | 20.1 | 31.2 | 26.1 | 24.3 | 28.6 | 26.9 | 27.2 | 15.0 | 35.7 | 36.3 | 40.2 | 40.5 | |
| 3. Moderate risk | 30.4 | 23.8 | 36.4 | 30.1 | 33.9 | 27.9 | 32.8 | 31.2 | 28.5 | 32.6 | 23.8 | 37.5 | 34.3 | 18.5 | 17.7 | 15.3 | |
| 4. Great risk | 23.2 | 18.9 | 26.9 | 19.9 | 29.7 | 17.3 | 19.1 | 29.2 | 23.9 | 23.5 | 22.0 | 37.9 | 10.6 | 17.5 | 5.4 | 8.9 | |
| 5. Can't say, drug unfamiliar | 3.5 | 4.6 | 2.3 | 2.9 | 5.4 | 3.2 | 5.4 | 2.3 | 3.4 | 2.9 | 4.5 | 5.1 | 1.4 | 2.0 | 1.2 | 3.6 | |
| <i>Item 12380 Subject A14a</i> | <i>N</i> | <i>2213</i> | <i>1017</i> | <i>1108</i> | <i>1405</i> | <i>239</i> | <i>428</i> | <i>562</i> | <i>743</i> | <i>480</i> | <i>1664</i> | <i>442</i> | <i>1007</i> | <i>499</i> | <i>229</i> | <i>394</i> | <i>37</i> |
| A23D: Smoke marijuana regularly | | | | | | | | | | | | | | | | | |
| 1. No risk | 6.8 | 9.5 | 4.0 | 6.1 | 8.6 | 7.2 | 6.6 | 6.4 | 7.4 | 4.6 | 13.8 | 2.9 | 5.9 | 13.0 | 12.2 | 26.9 | |
| 2. Slight risk | 13.7 | 18.1 | 9.6 | 15.3 | 6.7 | 19.5 | 12.4 | 11.8 | 13.1 | 13.2 | 15.4 | 4.2 | 17.0 | 18.5 | 31.0 | 17.4 | |
| 3. Moderate risk | 22.7 | 26.2 | 19.9 | 24.1 | 20.5 | 27.6 | 20.4 | 19.2 | 26.5 | 23.4 | 20.7 | 13.4 | 32.2 | 27.7 | 30.6 | 34.3 | |
| 4. Great risk | 53.0 | 41.3 | 64.0 | 51.5 | 58.3 | 41.8 | 55.5 | 59.9 | 49.5 | 55.9 | 45.5 | 73.9 | 43.6 | 38.9 | 24.8 | 18.9 | |
| 5. Can't say, drug unfamiliar | 3.7 | 4.8 | 2.5 | 3.1 | 5.8 | 3.9 | 5.1 | 2.7 | 3.5 | 3.0 | 4.7 | 5.5 | 1.3 | 2.0 | 1.4 | 2.6 | |
| <i>Item 12390 Subject A14a</i> | <i>N</i> | <i>2210</i> | <i>1016</i> | <i>1107</i> | <i>1405</i> | <i>237</i> | <i>427</i> | <i>562</i> | <i>741</i> | <i>479</i> | <i>1663</i> | <i>440</i> | <i>1003</i> | <i>499</i> | <i>229</i> | <i>394</i> | <i>38</i> |
| A23E: Try LSD once or twice | | | | | | | | | | | | | | | | | |
| 1. No risk | 6.3 | 7.6 | 4.9 | 6.8 | 4.4 | 8.8 | 7.7 | 5.2 | 4.0 | 5.0 | 9.9 | 3.2 | 3.6 | 8.3 | 14.4 | 27.1 | |
| 2. Slight risk | 17.1 | 19.8 | 14.7 | 18.9 | 14.2 | 16.5 | 17.9 | 18.1 | 15.2 | 17.8 | 15.2 | 13.2 | 17.8 | 16.7 | 25.3 | 35.1 | |
| 3. Moderate risk | 26.1 | 23.6 | 28.8 | 27.4 | 14.1 | 27.8 | 28.2 | 19.7 | 31.9 | 27.3 | 23.4 | 23.9 | 28.5 | 29.7 | 28.8 | 12.6 | |
| 4. Great risk | 36.7 | 35.7 | 37.6 | 36.7 | 39.2 | 31.7 | 33.9 | 43.0 | 34.7 | 37.0 | 35.6 | 43.0 | 35.6 | 34.7 | 25.4 | 17.2 | |
| 5. Can't say, drug unfamiliar | 13.8 | 13.2 | 14.1 | 10.2 | 28.2 | 15.2 | 12.3 | 14.0 | 14.1 | 13.0 | 15.8 | 16.7 | 14.6 | 10.6 | 6.1 | 8.1 | |
| <i>Item 12400 Subject A14a</i> | <i>N</i> | <i>2210</i> | <i>1014</i> | <i>1108</i> | <i>1404</i> | <i>236</i> | <i>428</i> | <i>562</i> | <i>742</i> | <i>479</i> | <i>1663</i> | <i>441</i> | <i>1001</i> | <i>500</i> | <i>230</i> | <i>394</i> | <i>38</i> |

DESCRIPTIVE RESULTS: 2002

203

| QUESTIONNAIRE FORM 5 2002 | TOTAL | SEX | | RACE | | REGION | | | | COLLEGE PLANS? | | ILLICIT DRUG USE: LIFETIME | | | | | |
|---|----------|-------------|-------------|-------------|-------------|------------|------------|------------|------------|-------------------|-------------|----------------------------|------------------------|--------------|---------------|--------------------|-----------|
| | | M | F | White | Black | NE | NC | S | W | Yes | No | None | Mari- juana Only | Few Pills | More Pills | Any Her- oin | |
| <i>N (Weighted No. of Cases):</i> | 2267 | 1025 | 1118 | 1409 | 244 | 440 | 567 | 766 | 495 | 1679 | 443 | 1015 | 501 | 231 | 395 | 40 | |
| <i>% of Weighted Total:</i> | 100.0 | 45.2 | 49.3 | 62.2 | 10.8 | 19.4 | 25.0 | 33.8 | 21.8 | 74.1 | 19.6 | 44.8 | 22.1 | 10.2 | 17.4 | 1.7 | |
| A23F: Take LSD regularly | | | | | | | | | | | | | | | | | |
| 1. No risk | 2.5 | 3.3 | 1.4 | 1.8 | 5.5 | 2.2 | 2.6 | 3.0 | 2.0 | 1.2 | 5.8 | 2.4 | 1.6 | 0.8 | 3.1 | 13.9 | |
| 2. Slight risk | 2.3 | 2.7 | 2.1 | 1.9 | 3.5 | 3.2 | 2.2 | 2.3 | 1.9 | 2.1 | 3.6 | 1.3 | 1.6 | 2.4 | 5.0 | 13.5 | |
| 3. Moderate risk | 7.7 | 10.3 | 5.1 | 8.9 | 3.1 | 10.3 | 6.9 | 7.1 | 7.4 | 7.4 | 8.4 | 5.1 | 6.8 | 9.5 | 14.7 | 12.0 | |
| 4. Great risk | 73.9 | 70.6 | 77.8 | 77.8 | 59.9 | 69.8 | 76.4 | 74.1 | 74.3 | 76.7 | 66.2 | 74.5 | 75.9 | 77.8 | 71.5 | 52.6 | |
| 5. Can't say, drug unfamiliar | 13.5 | 13.0 | 13.6 | 9.6 | 28.0 | 14.5 | 11.9 | 13.5 | 14.4 | 12.4 | 16.0 | 16.6 | 14.1 | 9.5 | 5.7 | 8.1 | |
| <i>Item 12410 Subject A14a</i> | <i>N</i> | <i>2209</i> | <i>1013</i> | <i>1109</i> | <i>1404</i> | <i>236</i> | <i>428</i> | <i>563</i> | <i>739</i> | <i>479</i> | <i>1662</i> | <i>441</i> | <i>1002</i> | <i>500</i> | <i>230</i> | <i>393</i> | <i>38</i> |
| A23G: Try heroin once or twice | | | | | | | | | | | | | | | | | |
| 1. No risk | 3.1 | 3.0 | 2.9 | 2.3 | 5.5 | 2.9 | 3.2 | 3.9 | 2.2 | 2.1 | 5.6 | 3.1 | 2.7 | 1.6 | 3.0 | 14.6 | |
| 2. Slight risk | 10.7 | 9.3 | 12.5 | 10.8 | 13.8 | 11.2 | 10.9 | 11.5 | 8.8 | 11.1 | 9.5 | 11.4 | 7.7 | 13.3 | 10.5 | 20.7 | |
| 3. Moderate risk | 23.6 | 21.6 | 24.8 | 23.1 | 21.1 | 23.2 | 24.6 | 18.9 | 29.8 | 23.9 | 21.3 | 24.4 | 23.3 | 22.1 | 24.3 | 15.1 | |
| 4. Great risk | 56.0 | 58.2 | 54.7 | 57.8 | 49.3 | 57.1 | 53.1 | 59.1 | 53.7 | 57.1 | 55.0 | 53.1 | 61.7 | 57.0 | 58.6 | 43.2 | |
| 5. Can't say, drug unfamiliar | 6.6 | 7.9 | 5.1 | 6.0 | 10.3 | 5.5 | 8.2 | 6.6 | 5.6 | 5.7 | 8.7 | 7.9 | 4.7 | 5.9 | 3.6 | 6.4 | |
| <i>Item 12420 Subject A14a</i> | <i>N</i> | <i>2208</i> | <i>1013</i> | <i>1108</i> | <i>1404</i> | <i>237</i> | <i>428</i> | <i>562</i> | <i>740</i> | <i>478</i> | <i>1662</i> | <i>439</i> | <i>1002</i> | <i>500</i> | <i>230</i> | <i>393</i> | <i>37</i> |
| A23H: Take heroin occasionally | | | | | | | | | | | | | | | | | |
| 1. No risk | 2.2 | 2.8 | 1.4 | 1.4 | 5.3 | 2.7 | 1.8 | 2.5 | 1.8 | 1.1 | 4.5 | 2.6 | 1.6 | 0.8 | 1.6 | 9.9 | |
| 2. Slight risk | 1.8 | 1.7 | 1.7 | 1.1 | 3.4 | 2.2 | 0.8 | 2.2 | 1.8 | 1.3 | 3.2 | 1.6 | 0.1 | 1.4 | 2.1 | 20.4 | |
| 3. Moderate risk | 12.6 | 10.9 | 13.9 | 12.8 | 14.0 | 13.9 | 15.4 | 10.9 | 11.0 | 12.6 | 12.3 | 14.6 | 11.8 | 11.8 | 9.0 | 12.8 | |
| 4. Great risk | 76.6 | 76.5 | 77.7 | 78.7 | 66.2 | 75.6 | 73.5 | 77.6 | 79.5 | 79.1 | 70.5 | 73.1 | 81.2 | 80.1 | 83.7 | 48.7 | |
| 5. Can't say, drug unfamiliar | 6.8 | 8.1 | 5.4 | 6.1 | 11.1 | 5.6 | 8.4 | 6.9 | 6.0 | 5.8 | 9.5 | 8.1 | 5.3 | 5.9 | 3.6 | 8.1 | |
| <i>Item 12430 Subject A14a</i> | <i>N</i> | <i>2212</i> | <i>1014</i> | <i>1110</i> | <i>1405</i> | <i>237</i> | <i>428</i> | <i>563</i> | <i>741</i> | <i>479</i> | <i>1665</i> | <i>440</i> | <i>1005</i> | <i>500</i> | <i>230</i> | <i>393</i> | <i>37</i> |
| A23I: Take heroin regularly | | | | | | | | | | | | | | | | | |
| 1. No risk | 2.1 | 2.7 | 1.4 | 1.3 | 5.3 | 2.0 | 1.9 | 2.6 | 1.8 | 1.1 | 4.5 | 2.4 | 1.4 | 0.8 | 1.4 | 13.1 | |
| 2. Slight risk | 0.7 | 0.8 | 0.5 | 0.5 | 1.6 | 1.8 | 0.2 | 0.3 | 1.0 | 0.4 | 1.5 | 0.4 | 0.4 | 1.3 | 0.9 | 5.7 | |
| 3. Moderate risk | 2.1 | 1.9 | 2.1 | 1.2 | 3.2 | 2.1 | 1.6 | 2.3 | 2.4 | 1.7 | 3.1 | 2.0 | 1.4 | 1.4 | 2.6 | 11.1 | |
| 4. Great risk | 88.4 | 86.6 | 91.0 | 91.4 | 78.6 | 88.8 | 88.9 | 88.0 | 88.3 | 91.3 | 81.5 | 87.3 | 91.3 | 91.5 | 91.7 | 67.6 | |
| 5. Can't say, drug unfamiliar | 6.6 | 8.0 | 5.1 | 5.7 | 11.3 | 5.4 | 7.4 | 6.9 | 6.5 | 5.6 | 9.4 | 7.9 | 5.4 | 5.0 | 3.6 | 2.6 | |
| <i>Item 12440 Subject A14a</i> | <i>N</i> | <i>2207</i> | <i>1014</i> | <i>1109</i> | <i>1404</i> | <i>236</i> | <i>427</i> | <i>561</i> | <i>739</i> | <i>479</i> | <i>1661</i> | <i>439</i> | <i>1004</i> | <i>497</i> | <i>230</i> | <i>393</i> | <i>38</i> |
| A23J: Try barbiturates (downers, goofballs, reds, yellows, etc.) once or twice | | | | | | | | | | | | | | | | | |
| 1. No risk | 6.7 | 8.7 | 4.9 | 6.9 | 5.8 | 7.1 | 6.2 | 7.8 | 5.3 | 5.9 | 8.4 | 3.3 | 5.0 | 4.3 | 16.1 | 31.1 | |
| 2. Slight risk | 15.0 | 15.0 | 15.1 | 18.1 | 6.4 | 15.6 | 16.7 | 14.9 | 12.5 | 15.4 | 14.6 | 9.6 | 11.7 | 21.0 | 29.1 | 26.9 | |
| 3. Moderate risk | 20.7 | 19.6 | 21.8 | 22.0 | 14.6 | 19.7 | 23.8 | 19.0 | 20.4 | 22.3 | 15.7 | 21.1 | 19.4 | 23.5 | 20.2 | 20.1 | |
| 4. Great risk | 26.2 | 28.3 | 24.1 | 24.3 | 29.0 | 27.2 | 21.8 | 29.2 | 25.8 | 25.5 | 29.4 | 30.5 | 29.4 | 19.4 | 16.7 | 11.3 | |
| 5. Can't say, drug unfamiliar | 31.5 | 28.5 | 34.1 | 28.7 | 44.2 | 30.4 | 31.6 | 29.1 | 35.9 | 30.9 | 31.8 | 35.5 | 34.5 | 31.7 | 17.9 | 10.6 | |
| <i>Item 12450 Subject A14a</i> | <i>N</i> | <i>2203</i> | <i>1010</i> | <i>1107</i> | <i>1403</i> | <i>235</i> | <i>424</i> | <i>560</i> | <i>741</i> | <i>477</i> | <i>1661</i> | <i>436</i> | <i>998</i> | <i>498</i> | <i>230</i> | <i>394</i> | <i>38</i> |
| A23K: Take barbiturates regularly | | | | | | | | | | | | | | | | | |
| 1. No risk | 2.7 | 3.5 | 1.7 | 2.0 | 5.2 | 2.5 | 2.4 | 2.8 | 3.1 | 1.5 | 5.4 | 2.5 | 1.6 | 1.9 | 3.6 | 13.1 | |
| 2. Slight risk | 3.1 | 4.0 | 2.4 | 3.4 | 2.0 | 4.1 | 2.7 | 3.8 | 1.7 | 2.8 | 4.3 | 0.8 | 2.3 | 2.5 | 9.3 | 19.0 | |
| 3. Moderate risk | 13.2 | 15.8 | 10.5 | 15.4 | 7.0 | 14.2 | 14.7 | 11.7 | 12.8 | 13.6 | 11.3 | 9.2 | 8.6 | 21.4 | 23.7 | 20.9 | |
| 4. Great risk | 49.3 | 48.1 | 50.9 | 50.3 | 41.2 | 48.3 | 49.0 | 51.9 | 46.5 | 51.2 | 45.9 | 51.6 | 52.4 | 42.5 | 45.8 | 40.0 | |
| 5. Can't say, drug unfamiliar | 31.7 | 28.5 | 34.4 | 28.9 | 44.6 | 30.8 | 31.2 | 29.9 | 36.0 | 30.9 | 33.1 | 35.9 | 35.0 | 31.7 | 17.6 | 7.0 | |
| <i>Item 12460 Subject A14a</i> | <i>N</i> | <i>2198</i> | <i>1009</i> | <i>1104</i> | <i>1401</i> | <i>233</i> | <i>426</i> | <i>559</i> | <i>740</i> | <i>474</i> | <i>1655</i> | <i>440</i> | <i>998</i> | <i>496</i> | <i>229</i> | <i>393</i> | <i>37</i> |
| A23L: Try amphetamines (uppers, pep pills, bennies, speed) once or twice | | | | | | | | | | | | | | | | | |
| 1. No risk | 8.0 | 9.6 | 6.5 | 8.9 | 5.4 | 9.3 | 9.8 | 8.1 | 4.7 | 6.5 | 12.6 | 3.9 | 5.6 | 11.0 | 18.8 | 13.6 | |
| 2. Slight risk | 18.2 | 19.8 | 17.3 | 20.8 | 10.9 | 19.3 | 18.9 | 18.3 | 16.3 | 18.7 | 17.1 | 12.9 | 17.0 | 19.1 | 31.3 | 44.8 | |
| 3. Moderate risk | 26.2 | 22.9 | 29.4 | 28.4 | 19.9 | 26.9 | 30.0 | 22.0 | 27.7 | 27.7 | 21.5 | 27.2 | 28.0 | 27.3 | 23.3 | 11.7 | |
| 4. Great risk | 34.4 | 34.2 | 34.9 | 31.7 | 41.1 | 32.1 | 28.1 | 38.3 | 37.9 | 34.4 | 35.7 | 40.6 | 36.3 | 30.6 | 19.9 | 25.6 | |
| 5. Can't say, drug unfamiliar | 13.2 | 13.5 | 12.0 | 10.2 | 22.7 | 12.4 | 13.3 | 13.4 | 13.4 | 12.6 | 13.2 | 15.5 | 13.0 | 11.9 | 6.6 | 4.4 | |
| <i>Item 12470 Subject A14a</i> | <i>N</i> | <i>2205</i> | <i>1013</i> | <i>1108</i> | <i>1402</i> | <i>237</i> | <i>426</i> | <i>560</i> | <i>742</i> | <i>478</i> | <i>1659</i> | <i>441</i> | <i>1002</i> | <i>499</i> | <i>230</i> | <i>393</i> | <i>37</i> |
| A23M: Take amphetamines regularly | | | | | | | | | | | | | | | | | |
| 1. No risk | 2.8 | 3.5 | 1.8 | 2.2 | 4.9 | 3.0 | 2.6 | 2.9 | 2.8 | 1.7 | 5.3 | 2.5 | 1.7 | 0.8 | 4.6 | 13.3 | |
| 2. Slight risk | 3.9 | 4.6 | 3.2 | 4.2 | 1.9 | 4.2 | 6.6 | 2.8 | 2.4 | 3.0 | 6.9 | 1.4 | 2.5 | 4.0 | 11.9 | 6.8 | |
| 3. Moderate risk | 13.8 | 16.4 | 11.2 | 15.9 | 7.6 | 17.1 | 13.5 | 13.9 | 11.0 | 13.6 | 14.1 | 9.0 | 12.6 | 21.5 | 21.8 | 27.1 | |
| 4. Great risk | 64.8 | 61.2 | 69.5 | 66.6 | 61.5 | 61.7 | 62.5 | 66.2 | 67.9 | 67.4 | 59.2 | 69.9 | 68.2 | 61.2 | 54.0 | 43.7 | |
| 5. Can't say, drug unfamiliar | 14.7 | 14.4 | 14.3 | 11.1 | 24.1 | 14.0 | 14.9 | 14.2 | 16.0 | 14.2 | 14.6 | 17.1 | 15.0 | 12.5 | 7.7 | 9.1 | |
| <i>Item 12480 Subject A14a</i> | <i>N</i> | <i>2205</i> | <i>1013</i> | <i>1108</i> | <i>1405</i> | <i>234</i> | <i>426</i> | <i>561</i> | <i>741</i> | <i>477</i> | <i>1659</i> | <i>441</i> | <i>1001</i> | <i>498</i> | <i>230</i> | <i>394</i> | <i>37</i> |

| QUESTIONNAIRE FORM 5 2002 | TOTAL | SEX | | RACE | | REGION | | | | COLLEGE PLANS? | | ILLICIT DRUG USE: LIFETIME | | | | |
|--|---------------|------|------|-------|-------|--------|------|------|------|-------------------|------|----------------------------|------------------------|--------------|---------------|--------------------|
| | | M | F | White | Black | NE | NC | S | W | Yes | No | None | Mari- juana Only | Few Pills | More Pills | Any Her- oin |
| <i>N (Weighted No. of Cases):</i> | 2267 | 1025 | 1118 | 1409 | 244 | 440 | 567 | 766 | 495 | 1679 | 443 | 1015 | 501 | 231 | 395 | 40 |
| <i>% of Weighted Total:</i> | 100.0 | 45.2 | 49.3 | 62.2 | 10.8 | 19.4 | 25.0 | 33.8 | 21.8 | 74.1 | 19.6 | 44.8 | 22.1 | 10.2 | 17.4 | 1.7 |
| A23N: Try cocaine once or twice | | | | | | | | | | | | | | | | |
| 1. No risk | 5.6 | 6.5 | 4.8 | 5.5 | 4.6 | 6.9 | 6.3 | 5.6 | 3.7 | 3.7 | 11.5 | 3.3 | 3.4 | 1.6 | 13.7 | 33.5 |
| 2. Slight risk | 13.6 | 12.9 | 14.1 | 14.6 | 11.5 | 14.3 | 14.9 | 13.0 | 12.3 | 13.6 | 13.1 | 9.4 | 12.3 | 18.1 | 21.9 | 30.9 |
| 3. Moderate risk | 23.9 | 25.2 | 23.2 | 24.8 | 17.5 | 26.3 | 23.8 | 20.6 | 27.2 | 25.0 | 21.3 | 25.8 | 20.5 | 29.5 | 22.7 | 12.5 |
| 4. Great risk | 51.1 | 48.1 | 53.8 | 49.9 | 59.1 | 48.0 | 47.7 | 55.5 | 51.3 | 52.6 | 46.6 | 54.7 | 59.1 | 47.6 | 38.7 | 15.9 |
| 5. Can't say, drug unfamiliar | 5.7 | 7.2 | 4.2 | 5.2 | 7.3 | 4.5 | 7.3 | 5.4 | 5.6 | 5.2 | 7.5 | 6.8 | 4.8 | 3.2 | 2.9 | 7.2 |
| <i>Item 12490 Subject A14a</i> | <i>N</i> 2206 | 1013 | 1107 | 1402 | 236 | 427 | 559 | 740 | 479 | 1661 | 440 | 1003 | 499 | 229 | 393 | 38 |
| A23O: Take cocaine regularly | | | | | | | | | | | | | | | | |
| 1. No risk | 2.7 | 3.2 | 2.0 | 1.9 | 4.7 | 2.5 | 3.2 | 2.8 | 2.2 | 1.3 | 5.8 | 2.6 | 1.4 | 0.8 | 3.8 | 16.6 |
| 2. Slight risk | 1.7 | 2.5 | 1.0 | 1.4 | 3.4 | 1.8 | 0.5 | 2.1 | 2.3 | 0.9 | 4.3 | 0.8 | 1.0 | 1.1 | 4.9 | 4.4 |
| 3. Moderate risk | 5.5 | 6.3 | 4.8 | 5.8 | 3.7 | 7.6 | 5.0 | 5.2 | 4.9 | 5.2 | 6.2 | 3.8 | 3.0 | 7.3 | 9.7 | 26.0 |
| 4. Great risk | 84.5 | 80.9 | 88.3 | 85.9 | 81.1 | 83.8 | 84.4 | 84.5 | 85.1 | 87.6 | 76.3 | 86.0 | 89.8 | 86.9 | 79.2 | 50.4 |
| 5. Can't say, drug unfamiliar | 5.6 | 7.1 | 4.0 | 5.0 | 7.1 | 4.3 | 6.9 | 5.4 | 5.5 | 5.0 | 7.4 | 6.7 | 4.7 | 3.8 | 2.4 | 2.6 |
| <i>Item 12500 Subject A14a</i> | <i>N</i> 2201 | 1013 | 1106 | 1405 | 235 | 427 | 560 | 741 | 474 | 1657 | 441 | 1004 | 497 | 228 | 392 | 38 |
| A23P: Try one or two drinks of an alcoholic beverage (beer, wine, liquor) | | | | | | | | | | | | | | | | |
| 1. No risk | 49.6 | 57.5 | 42.8 | 55.0 | 28.2 | 54.3 | 55.4 | 45.3 | 45.3 | 50.0 | 48.0 | 34.3 | 56.9 | 63.2 | 72.9 | 56.2 |
| 2. Slight risk | 32.1 | 26.4 | 37.4 | 31.4 | 36.6 | 30.1 | 28.1 | 33.4 | 36.8 | 33.9 | 26.9 | 39.2 | 31.3 | 26.9 | 19.7 | 29.7 |
| 3. Moderate risk | 8.3 | 5.6 | 10.7 | 7.1 | 13.5 | 7.0 | 6.4 | 9.4 | 10.0 | 7.6 | 10.3 | 11.1 | 6.0 | 5.3 | 5.1 | - |
| 4. Great risk | 7.6 | 7.4 | 7.9 | 4.9 | 17.3 | 6.4 | 7.1 | 9.9 | 5.8 | 6.7 | 11.5 | 12.0 | 4.9 | 3.1 | 2.2 | 11.5 |
| 5. Can't say, drug unfamiliar | 2.3 | 3.0 | 1.3 | 1.6 | 4.4 | 2.2 | 2.9 | 1.9 | 2.1 | 1.7 | 3.4 | 3.4 | 0.9 | 1.5 | 0.1 | 2.6 |
| <i>Item 12510 Subject A14a</i> | <i>N</i> 2204 | 1013 | 1106 | 1404 | 234 | 427 | 561 | 739 | 477 | 1662 | 438 | 999 | 500 | 230 | 394 | 37 |
| A23Q: Take one or two drinks nearly every day | | | | | | | | | | | | | | | | |
| 1. No risk | 12.8 | 19.2 | 6.5 | 14.4 | 8.9 | 15.0 | 14.9 | 11.0 | 10.9 | 10.6 | 18.1 | 7.2 | 13.7 | 16.4 | 22.8 | 19.6 |
| 2. Slight risk | 27.5 | 33.2 | 23.3 | 29.5 | 20.7 | 28.7 | 28.1 | 24.9 | 29.6 | 27.0 | 30.1 | 21.3 | 32.6 | 33.2 | 34.2 | 28.5 |
| 3. Moderate risk | 36.3 | 29.9 | 42.8 | 36.8 | 31.9 | 34.3 | 36.0 | 37.7 | 36.4 | 38.7 | 28.2 | 39.8 | 36.5 | 35.3 | 28.8 | 28.6 |
| 4. Great risk | 21.0 | 14.6 | 25.8 | 17.6 | 34.6 | 19.5 | 18.3 | 24.1 | 20.5 | 21.8 | 19.6 | 28.1 | 16.2 | 13.8 | 13.8 | 17.1 |
| 5. Can't say, drug unfamiliar | 2.5 | 3.1 | 1.6 | 1.7 | 4.0 | 2.4 | 2.7 | 2.2 | 2.7 | 1.9 | 4.0 | 3.6 | 1.0 | 1.3 | 0.4 | 6.2 |
| <i>Item 12520 Subject A14a</i> | <i>N</i> 2206 | 1016 | 1109 | 1405 | 236 | 426 | 562 | 741 | 477 | 1663 | 441 | 1005 | 500 | 228 | 392 | 38 |
| A23R: Take four or five drinks nearly every day | | | | | | | | | | | | | | | | |
| 1. No risk | 5.1 | 7.0 | 3.0 | 4.2 | 5.9 | 5.2 | 6.1 | 4.4 | 4.9 | 3.2 | 9.6 | 3.3 | 4.7 | 3.2 | 8.9 | 22.1 |
| 2. Slight risk | 8.8 | 13.4 | 4.2 | 10.3 | 4.7 | 8.7 | 10.2 | 7.6 | 9.0 | 8.0 | 10.4 | 4.3 | 10.0 | 13.9 | 15.2 | 11.8 |
| 3. Moderate risk | 24.7 | 29.2 | 21.1 | 27.1 | 20.7 | 26.8 | 25.5 | 24.3 | 22.6 | 23.9 | 27.2 | 20.8 | 28.1 | 28.0 | 29.6 | 21.6 |
| 4. Great risk | 58.8 | 47.1 | 69.7 | 56.4 | 64.7 | 56.8 | 55.5 | 61.4 | 60.3 | 62.8 | 48.3 | 67.7 | 55.6 | 53.6 | 46.3 | 42.0 |
| 5. Can't say, drug unfamiliar | 2.7 | 3.3 | 1.9 | 2.0 | 4.0 | 2.5 | 2.7 | 2.3 | 3.3 | 2.1 | 4.5 | 3.9 | 1.6 | 1.2 | - | 2.6 |
| <i>Item 12530 Subject A14a</i> | <i>N</i> 2208 | 1016 | 1109 | 1405 | 236 | 427 | 562 | 740 | 479 | 1664 | 441 | 1003 | 500 | 230 | 393 | 38 |
| A23S: Have five or more drinks once or twice each weekend | | | | | | | | | | | | | | | | |
| 1. No risk | 10.3 | 13.9 | 6.4 | 10.8 | 7.2 | 13.0 | 11.1 | 9.2 | 8.7 | 8.4 | 14.7 | 4.6 | 10.9 | 12.8 | 21.3 | 31.1 |
| 2. Slight risk | 17.9 | 21.3 | 14.9 | 19.5 | 13.4 | 18.0 | 19.6 | 16.2 | 18.5 | 17.1 | 21.0 | 9.2 | 23.6 | 27.7 | 27.3 | 19.6 |
| 3. Moderate risk | 27.0 | 28.7 | 25.5 | 28.3 | 21.5 | 27.1 | 26.7 | 25.0 | 30.3 | 26.7 | 27.9 | 26.9 | 29.1 | 25.8 | 24.2 | 28.8 |
| 4. Great risk | 42.2 | 33.1 | 51.1 | 39.6 | 53.4 | 39.4 | 39.9 | 47.5 | 39.1 | 45.8 | 32.0 | 55.1 | 35.1 | 32.5 | 27.2 | 18.0 |
| 5. Can't say, drug unfamiliar | 2.7 | 3.0 | 2.1 | 1.9 | 4.6 | 2.6 | 2.7 | 2.2 | 3.4 | 2.0 | 4.4 | 4.2 | 1.3 | 1.2 | - | 2.6 |
| <i>Item 12540 Subject A14a</i> | <i>N</i> 2209 | 1014 | 1110 | 1406 | 237 | 426 | 562 | 742 | 479 | 1664 | 441 | 1003 | 500 | 230 | 394 | 37 |
| A23T: Take cocaine occasionally | | | | | | | | | | | | | | | | |
| 1. No risk | 3.0 | 3.8 | 1.9 | 2.3 | 5.1 | 3.9 | 2.2 | 3.4 | 2.5 | 1.6 | 5.8 | 2.8 | 1.9 | 2.2 | 4.6 | 7.7 |
| 2. Slight risk | 4.9 | 5.5 | 4.3 | 5.3 | 4.2 | 5.3 | 6.4 | 4.2 | 3.8 | 4.6 | 5.7 | 3.4 | 2.8 | 4.6 | 8.4 | 31.4 |
| 3. Moderate risk | 18.1 | 19.0 | 17.1 | 20.5 | 12.9 | 19.6 | 17.2 | 17.8 | 18.5 | 18.9 | 16.4 | 16.6 | 15.1 | 22.3 | 23.8 | 18.9 |
| 4. Great risk | 68.3 | 64.4 | 72.5 | 66.6 | 71.1 | 66.8 | 67.1 | 69.2 | 69.7 | 70.0 | 64.0 | 70.0 | 75.9 | 67.0 | 60.3 | 39.5 |
| 5. Can't say, drug unfamiliar | 5.7 | 7.2 | 4.1 | 5.3 | 6.7 | 4.5 | 7.1 | 5.4 | 5.5 | 4.8 | 8.1 | 7.1 | 4.4 | 3.8 | 2.8 | 2.6 |
| <i>Item 12495 Subject A14a</i> | <i>N</i> 2204 | 1012 | 1107 | 1402 | 236 | 426 | 560 | 739 | 479 | 1660 | 440 | 1001 | 499 | 230 | 392 | 38 |

| QUESTIONNAIRE FORM 5 2002 | TOTAL | SEX | | RACE | | REGION | | | | COLLEGE PLANS? | | ILLCIT DRUG USE: LIFETIME | | | | |
|--|---------------|------|------|-------|-------|--------|------|------|------|-------------------|------|---------------------------|------------------------|--------------|---------------|--------------------|
| | | M | F | White | Black | NE | NC | S | W | Yes | No | None | Mari- juana Only | Few Pills | More Pills | Any Her- oin |
| <i>N (Weighted No. of Cases):</i> | 2267 | 1025 | 1118 | 1409 | 244 | 440 | 567 | 766 | 495 | 1679 | 443 | 1015 | 501 | 231 | 395 | 40 |
| <i>% of Weighted Total:</i> | 100.0 | 45.2 | 49.3 | 62.2 | 10.8 | 19.4 | 25.0 | 33.8 | 21.8 | 74.1 | 19.6 | 44.8 | 22.1 | 10.2 | 17.4 | 1.7 |
| A23U: Use smokeless tobacco regularly (chewing tobacco, plug, dipping tobacco, snuff) | | | | | | | | | | | | | | | | |
| 1. No risk | 4.3 | 5.0 | 3.4 | 3.7 | 8.1 | 4.5 | 3.4 | 5.1 | 4.0 | 2.6 | 9.1 | 3.4 | 4.3 | 1.0 | 7.3 | 15.1 |
| 2. Slight risk | 15.0 | 18.0 | 12.6 | 16.3 | 10.6 | 15.8 | 18.2 | 13.1 | 13.7 | 14.8 | 16.8 | 10.8 | 18.2 | 19.7 | 19.6 | 12.6 |
| 3. Moderate risk | 33.7 | 36.8 | 30.7 | 37.0 | 23.5 | 34.2 | 35.3 | 32.9 | 32.5 | 34.4 | 31.8 | 31.2 | 34.9 | 36.7 | 37.5 | 36.9 |
| 4. Great risk | 42.6 | 35.5 | 49.7 | 40.1 | 49.1 | 39.8 | 38.4 | 45.6 | 45.1 | 44.8 | 36.0 | 48.9 | 39.5 | 40.5 | 34.6 | 29.2 |
| 5. Can't say, drug unfamiliar | 4.4 | 4.7 | 3.6 | 2.9 | 8.7 | 5.7 | 4.6 | 3.3 | 4.8 | 3.3 | 6.3 | 5.8 | 3.1 | 2.1 | 1.0 | 6.2 |
| <i>Item 12365 Subject A14a</i> | <i>N</i> 2207 | 1015 | 1108 | 1404 | 236 | 427 | 560 | 741 | 479 | 1665 | 439 | 1005 | 498 | 230 | 393 | 38 |
| This section asks for your views and feelings about a number of different things. | | | | | | | | | | | | | | | | |
| D01: Do you agree or disagree with each of the following? | | | | | | | | | | | | | | | | |
| D01A: I take a positive attitude toward myself | | | | | | | | | | | | | | | | |
| 1. Disagree | 3.6 | 3.8 | 2.8 | 3.1 | 3.9 | 5.7 | 2.4 | 2.9 | 4.4 | 3.1 | 5.7 | 3.3 | 2.5 | 4.9 | 3.5 | 10.1 |
| 2. Mostly disagree | 6.9 | 6.5 | 7.4 | 8.2 | 2.3 | 12.3 | 6.7 | 4.8 | 6.2 | 6.5 | 8.0 | 5.0 | 6.9 | 10.6 | 8.6 | 5.4 |
| 3. Neither | 11.0 | 11.7 | 10.5 | 10.9 | 5.8 | 10.5 | 10.5 | 9.2 | 15.0 | 10.6 | 12.7 | 11.6 | 9.8 | 6.8 | 13.4 | 10.5 |
| 4. Mostly agree | 42.0 | 37.9 | 45.4 | 44.9 | 29.0 | 38.7 | 49.7 | 39.3 | 39.9 | 42.2 | 41.9 | 37.1 | 46.3 | 55.7 | 42.6 | 35.7 |
| 5. Agree | 36.4 | 40.1 | 34.0 | 32.9 | 59.1 | 32.9 | 30.7 | 43.8 | 34.5 | 37.6 | 31.8 | 43.0 | 34.5 | 22.1 | 31.9 | 38.3 |
| <i>Item 12550 Subject Q01</i> | <i>N</i> 2089 | 959 | 1074 | 1363 | 214 | 372 | 544 | 720 | 452 | 1633 | 432 | 944 | 474 | 226 | 373 | 38 |
| D01B: Good luck is more important than hard work for success | | | | | | | | | | | | | | | | |
| 1. Disagree | 34.5 | 31.7 | 37.6 | 34.8 | 35.7 | 31.5 | 34.6 | 36.7 | 33.4 | 35.4 | 31.5 | 37.3 | 32.8 | 34.1 | 29.0 | 44.5 |
| 2. Mostly disagree | 34.5 | 32.4 | 36.4 | 38.2 | 24.4 | 34.8 | 39.1 | 33.6 | 30.3 | 37.1 | 26.1 | 35.8 | 34.4 | 34.8 | 36.0 | 11.7 |
| 3. Neither | 20.4 | 23.2 | 17.9 | 19.2 | 21.6 | 23.1 | 15.6 | 20.8 | 23.4 | 18.8 | 24.8 | 18.8 | 20.2 | 22.1 | 23.4 | 25.1 |
| 4. Mostly agree | 7.1 | 9.1 | 5.2 | 5.9 | 8.5 | 7.5 | 6.7 | 5.9 | 9.3 | 5.8 | 12.0 | 4.6 | 8.7 | 7.0 | 9.5 | 11.1 |
| 5. Agree | 3.4 | 3.7 | 2.8 | 1.8 | 9.9 | 3.0 | 4.0 | 3.0 | 3.6 | 2.8 | 5.6 | 3.5 | 4.0 | 1.9 | 2.1 | 7.6 |
| <i>Item 12560 Subject Q02</i> | <i>N</i> 2087 | 959 | 1073 | 1364 | 212 | 370 | 544 | 720 | 453 | 1633 | 431 | 942 | 475 | 226 | 373 | 38 |
| D01C: I feel I am a person of worth, on an equal plane with others | | | | | | | | | | | | | | | | |
| 1. Disagree | 3.3 | 3.5 | 2.7 | 3.2 | 1.2 | 6.2 | 2.2 | 2.0 | 4.1 | 2.8 | 5.0 | 2.5 | 2.0 | 2.8 | 5.4 | 13.6 |
| 2. Mostly disagree | 5.2 | 5.5 | 4.9 | 5.9 | 4.3 | 6.4 | 4.8 | 3.7 | 7.1 | 4.2 | 9.0 | 4.2 | 6.1 | 5.2 | 6.6 | 3.5 |
| 3. Neither | 11.1 | 12.0 | 9.8 | 10.8 | 11.0 | 10.7 | 10.6 | 11.2 | 11.9 | 9.8 | 15.3 | 11.6 | 9.1 | 10.0 | 13.4 | 9.5 |
| 4. Mostly agree | 40.5 | 40.6 | 40.6 | 43.2 | 31.1 | 38.2 | 45.2 | 38.5 | 40.1 | 41.3 | 38.2 | 38.2 | 42.4 | 51.3 | 39.6 | 29.2 |
| 5. Agree | 39.9 | 38.4 | 42.0 | 36.8 | 52.4 | 38.4 | 37.2 | 44.6 | 36.8 | 41.9 | 32.5 | 43.6 | 40.4 | 30.6 | 35.0 | 44.1 |
| <i>Item 12570 Subject Q01</i> | <i>N</i> 2080 | 954 | 1071 | 1360 | 209 | 369 | 543 | 716 | 451 | 1626 | 430 | 938 | 475 | 226 | 372 | 38 |
| D01D: I am able to do things as well as most other people | | | | | | | | | | | | | | | | |
| 1. Disagree | 1.7 | 2.4 | 0.8 | 1.4 | 0.8 | 2.4 | 1.3 | 0.8 | 3.0 | 1.1 | 4.0 | 1.5 | 0.8 | 1.9 | 1.7 | 4.5 |
| 2. Mostly disagree | 3.6 | 3.0 | 4.0 | 3.9 | 2.9 | 7.4 | 2.4 | 3.4 | 2.2 | 3.0 | 6.2 | 2.5 | 3.6 | 5.5 | 4.2 | - |
| 3. Neither | 7.0 | 8.2 | 5.7 | 7.2 | 6.9 | 8.2 | 8.3 | 4.8 | 8.0 | 5.9 | 10.5 | 6.5 | 7.4 | 6.5 | 8.0 | 5.9 |
| 4. Mostly agree | 41.4 | 39.8 | 42.8 | 44.1 | 31.2 | 37.4 | 47.0 | 40.1 | 40.1 | 41.9 | 40.6 | 40.5 | 41.3 | 45.8 | 42.1 | 42.6 |
| 5. Agree | 46.2 | 46.6 | 46.6 | 43.5 | 58.2 | 44.6 | 40.9 | 50.9 | 46.6 | 48.2 | 38.7 | 49.0 | 47.0 | 40.3 | 43.9 | 47.0 |
| <i>Item 12580 Subject Q01</i> | <i>N</i> 2083 | 957 | 1071 | 1363 | 209 | 369 | 544 | 719 | 451 | 1628 | 431 | 939 | 475 | 226 | 373 | 38 |
| D01E: Every time I try to get ahead, something or somebody stops me | | | | | | | | | | | | | | | | |
| 1. Disagree | 16.6 | 15.1 | 18.3 | 15.5 | 20.1 | 18.2 | 15.4 | 16.1 | 17.6 | 16.5 | 16.4 | 19.5 | 15.5 | 13.0 | 12.5 | 29.3 |
| 2. Mostly disagree | 32.7 | 32.8 | 32.7 | 36.6 | 20.1 | 28.5 | 36.4 | 31.4 | 33.6 | 36.2 | 20.1 | 33.7 | 32.8 | 34.4 | 29.9 | 17.2 |
| 3. Neither | 25.9 | 26.6 | 25.4 | 26.6 | 18.7 | 29.0 | 25.4 | 25.0 | 25.4 | 24.5 | 30.6 | 22.8 | 28.9 | 29.1 | 27.2 | 32.4 |
| 4. Mostly agree | 17.2 | 17.7 | 16.5 | 16.2 | 23.3 | 17.9 | 15.0 | 19.3 | 15.9 | 17.0 | 18.5 | 16.6 | 15.8 | 18.4 | 20.1 | 9.5 |
| 5. Agree | 7.6 | 7.9 | 7.1 | 5.1 | 17.7 | 6.5 | 7.8 | 8.2 | 7.4 | 5.8 | 14.4 | 7.3 | 7.0 | 5.1 | 10.3 | 11.5 |
| <i>Item 12590 Subject Q02</i> | <i>N</i> 2081 | 955 | 1070 | 1361 | 208 | 368 | 544 | 717 | 451 | 1626 | 431 | 939 | 474 | 226 | 372 | 38 |

| QUESTIONNAIRE FORM 5 2002 | TOTAL | SEX | | RACE | | REGION | | | | COLLEGE PLANS? | | ILLICIT DRUG USE: LIFETIME | | | | |
|--|---------------|------|------|-------|-------|--------|------|------|------|-------------------|------|----------------------------|------------------------|--------------|---------------|--------------------|
| | | M | F | White | Black | NE | NC | S | W | Yes | No | None | Mari- juana Only | Few Pills | More Pills | Any Her- oin |
| <i>N (Weighted No. of Cases):</i> | 2267 | 1025 | 1118 | 1409 | 244 | 440 | 567 | 766 | 495 | 1679 | 443 | 1015 | 501 | 231 | 395 | 40 |
| <i>% of Weighted Total:</i> | 100.0 | 45.2 | 49.3 | 62.2 | 10.8 | 19.4 | 25.0 | 33.8 | 21.8 | 74.1 | 19.6 | 44.8 | 22.1 | 10.2 | 17.4 | 1.7 |
| D01F: Planning only makes a person unhappy since plans hardly ever work out anyway | | | | | | | | | | | | | | | | |
| 1. Disagree | 27.1 | 22.3 | 31.0 | 26.0 | 32.0 | 26.5 | 27.4 | 27.9 | 25.8 | 28.1 | 22.4 | 33.0 | 24.9 | 21.4 | 19.1 | 21.6 |
| 2. Mostly disagree | 30.0 | 29.5 | 31.4 | 32.5 | 19.2 | 31.7 | 31.9 | 28.8 | 28.3 | 32.8 | 20.2 | 31.9 | 30.9 | 30.6 | 27.5 | 9.7 |
| 3. Neither | 20.4 | 23.3 | 18.0 | 21.4 | 16.3 | 19.8 | 21.6 | 18.8 | 22.1 | 19.5 | 23.5 | 18.6 | 19.0 | 25.3 | 23.1 | 24.4 |
| 4. Mostly agree | 14.0 | 15.2 | 12.5 | 13.4 | 12.4 | 15.6 | 11.8 | 14.7 | 13.9 | 12.4 | 20.2 | 9.5 | 14.8 | 16.1 | 20.8 | 17.9 |
| 5. Agree | 8.5 | 9.7 | 7.2 | 6.8 | 20.2 | 6.4 | 7.2 | 9.8 | 9.8 | 7.1 | 13.7 | 7.0 | 10.4 | 6.6 | 9.6 | 26.3 |
| <i>Item 12600 Subject Q02</i> | <i>N</i> 2078 | 956 | 1067 | 1362 | 208 | 367 | 544 | 717 | 449 | 1625 | 430 | 937 | 474 | 226 | 373 | 38 |
| D01G: People who accept their condition in life are happier than those who try to change things | | | | | | | | | | | | | | | | |
| 1. Disagree | 15.5 | 16.7 | 14.5 | 14.7 | 15.7 | 18.9 | 16.8 | 13.3 | 14.8 | 16.7 | 10.9 | 18.5 | 13.8 | 12.0 | 11.8 | 21.7 |
| 2. Mostly disagree | 22.4 | 22.8 | 21.9 | 23.6 | 21.8 | 22.4 | 22.3 | 24.1 | 19.8 | 24.6 | 15.3 | 22.2 | 21.9 | 23.6 | 22.5 | 10.6 |
| 3. Neither | 24.1 | 25.2 | 23.7 | 23.7 | 22.7 | 24.8 | 20.4 | 24.9 | 26.6 | 23.8 | 23.9 | 26.6 | 23.1 | 22.7 | 21.4 | 20.3 |
| 4. Mostly agree | 22.3 | 22.0 | 22.5 | 24.0 | 14.6 | 20.3 | 26.0 | 20.0 | 23.3 | 21.7 | 25.3 | 19.5 | 22.8 | 27.8 | 26.7 | 20.3 |
| 5. Agree | 15.6 | 13.3 | 17.3 | 13.9 | 25.1 | 13.7 | 14.5 | 17.6 | 15.4 | 13.2 | 24.6 | 13.2 | 18.5 | 13.8 | 17.6 | 27.0 |
| <i>Item 12610 Subject Q02</i> | <i>N</i> 2070 | 950 | 1065 | 1355 | 208 | 368 | 542 | 716 | 443 | 1617 | 429 | 935 | 470 | 226 | 370 | 38 |
| D01H: On the whole, I'm satisfied with myself | | | | | | | | | | | | | | | | |
| 1. Disagree | 4.0 | 4.6 | 3.2 | 3.3 | 5.1 | 7.0 | 3.0 | 2.6 | 5.0 | 3.4 | 6.1 | 3.7 | 3.5 | 1.7 | 5.1 | 6.1 |
| 2. Mostly disagree | 6.4 | 6.3 | 6.0 | 6.7 | 5.3 | 8.9 | 6.1 | 5.4 | 6.4 | 6.0 | 8.1 | 4.6 | 7.2 | 12.3 | 6.8 | 1.9 |
| 3. Neither | 10.1 | 11.3 | 9.3 | 9.6 | 4.1 | 10.5 | 9.8 | 7.8 | 13.8 | 8.4 | 16.2 | 9.0 | 8.7 | 11.2 | 13.9 | 8.7 |
| 4. Mostly agree | 39.2 | 38.0 | 40.3 | 40.3 | 29.1 | 38.1 | 42.1 | 36.9 | 40.3 | 40.7 | 34.2 | 37.1 | 42.4 | 44.2 | 37.3 | 34.4 |
| 5. Agree | 40.3 | 39.8 | 41.2 | 40.1 | 56.3 | 35.5 | 39.0 | 47.3 | 34.6 | 41.4 | 35.4 | 45.6 | 38.2 | 30.6 | 36.9 | 48.9 |
| <i>Item 12620 Subject P01, Q01</i> | <i>N</i> 2072 | 950 | 1066 | 1355 | 208 | 368 | 542 | 716 | 445 | 1619 | 430 | 937 | 470 | 226 | 369 | 38 |
| D01I: People like me don't have much of a chance to be successful in life | | | | | | | | | | | | | | | | |
| 1. Disagree | 57.9 | 51.7 | 63.6 | 56.3 | 64.9 | 54.1 | 57.2 | 61.1 | 56.5 | 61.5 | 43.7 | 62.7 | 56.6 | 45.5 | 55.9 | 57.5 |
| 2. Mostly disagree | 23.7 | 25.7 | 21.9 | 26.2 | 12.5 | 23.9 | 25.8 | 22.3 | 23.0 | 24.4 | 21.1 | 21.0 | 26.0 | 37.1 | 21.1 | 10.3 |
| 3. Neither | 11.0 | 12.7 | 9.5 | 10.4 | 13.3 | 11.4 | 10.4 | 11.3 | 11.0 | 8.6 | 20.3 | 10.0 | 11.1 | 7.4 | 14.0 | 19.9 |
| 4. Mostly agree | 4.5 | 6.0 | 3.1 | 5.0 | 3.6 | 7.8 | 3.1 | 2.9 | 6.2 | 3.4 | 8.8 | 3.5 | 3.3 | 8.4 | 5.9 | 4.5 |
| 5. Agree | 2.9 | 4.1 | 1.8 | 2.1 | 5.7 | 2.8 | 3.5 | 2.4 | 3.2 | 2.1 | 6.1 | 2.8 | 3.0 | 1.7 | 3.0 | 7.8 |
| <i>Item 12630 Subject Q02</i> | <i>N</i> 2065 | 948 | 1061 | 1354 | 208 | 366 | 540 | 712 | 446 | 1617 | 425 | 933 | 472 | 224 | 366 | 37 |
| D01J: When I make plans, I am almost certain that I can make them work | | | | | | | | | | | | | | | | |
| 1. Disagree | 2.7 | 3.7 | 1.5 | 2.2 | 3.5 | 3.3 | 2.4 | 2.3 | 3.1 | 1.6 | 6.8 | 2.0 | 2.5 | 1.7 | 3.0 | 11.5 |
| 2. Mostly disagree | 5.8 | 6.7 | 5.1 | 5.8 | 8.3 | 9.2 | 5.7 | 4.7 | 4.9 | 5.8 | 6.0 | 3.8 | 9.2 | 6.6 | 5.6 | 5.6 |
| 3. Neither | 17.5 | 19.1 | 15.7 | 18.8 | 13.6 | 20.2 | 18.3 | 16.1 | 16.4 | 15.7 | 24.3 | 15.6 | 16.7 | 15.4 | 23.0 | 32.1 |
| 4. Mostly agree | 45.7 | 42.1 | 49.1 | 47.8 | 38.7 | 42.3 | 48.0 | 45.6 | 45.7 | 47.4 | 38.0 | 46.6 | 43.0 | 54.0 | 45.9 | 17.8 |
| 5. Agree | 28.4 | 28.3 | 28.7 | 25.5 | 35.9 | 25.0 | 25.6 | 31.3 | 29.9 | 29.4 | 24.9 | 32.0 | 28.7 | 22.2 | 22.5 | 33.1 |
| <i>Item 12640 Subject Q02</i> | <i>N</i> 2071 | 951 | 1064 | 1356 | 208 | 368 | 542 | 715 | 446 | 1619 | 428 | 935 | 473 | 226 | 368 | 38 |
| D01K: A lot of times I feel lonely | | | | | | | | | | | | | | | | |
| 1. Disagree | 24.1 | 25.2 | 23.2 | 23.0 | 33.8 | 23.6 | 23.3 | 26.3 | 22.0 | 23.1 | 27.7 | 26.6 | 23.6 | 18.2 | 22.2 | 29.4 |
| 2. Mostly disagree | 30.0 | 29.7 | 30.5 | 33.8 | 19.8 | 25.7 | 33.0 | 32.0 | 26.7 | 31.3 | 25.0 | 30.4 | 30.4 | 32.5 | 26.4 | 30.7 |
| 3. Neither | 18.9 | 19.5 | 18.4 | 18.3 | 11.7 | 18.1 | 18.4 | 15.5 | 25.5 | 18.8 | 19.4 | 17.9 | 17.7 | 21.2 | 21.3 | 21.9 |
| 4. Mostly agree | 17.9 | 16.6 | 18.5 | 16.6 | 19.7 | 22.3 | 17.2 | 16.1 | 17.8 | 17.9 | 17.8 | 15.9 | 20.3 | 22.2 | 18.8 | 3.4 |
| 5. Agree | 9.2 | 9.1 | 9.4 | 8.3 | 15.0 | 10.3 | 8.1 | 10.1 | 7.9 | 9.0 | 10.1 | 9.1 | 8.0 | 5.8 | 11.4 | 14.6 |
| <i>Item 12650 Subject Q03</i> | <i>N</i> 2041 | 932 | 1055 | 1340 | 206 | 359 | 538 | 707 | 437 | 1596 | 421 | 917 | 467 | 224 | 363 | 38 |
| D01L: I feel I do not have much to be proud of | | | | | | | | | | | | | | | | |
| 1. Disagree | 45.4 | 43.9 | 47.2 | 44.9 | 53.8 | 44.6 | 42.4 | 50.3 | 41.8 | 46.6 | 39.8 | 51.3 | 46.6 | 35.1 | 37.8 | 32.4 |
| 2. Mostly disagree | 29.2 | 27.7 | 30.7 | 31.0 | 20.0 | 24.6 | 34.1 | 29.0 | 27.3 | 31.4 | 22.3 | 27.1 | 29.9 | 35.3 | 30.7 | 25.7 |
| 3. Neither | 10.7 | 12.0 | 9.3 | 11.2 | 7.2 | 11.6 | 10.2 | 9.0 | 13.5 | 9.5 | 15.2 | 10.1 | 9.7 | 9.8 | 13.1 | 17.5 |
| 4. Mostly agree | 9.7 | 10.0 | 9.1 | 9.0 | 13.4 | 12.7 | 8.4 | 8.8 | 10.5 | 9.1 | 11.8 | 7.1 | 9.3 | 15.9 | 12.8 | 9.5 |
| 5. Agree | 4.9 | 6.4 | 3.7 | 3.8 | 5.7 | 6.5 | 4.9 | 2.9 | 6.9 | 3.4 | 10.8 | 4.5 | 4.5 | 3.9 | 5.7 | 15.0 |
| <i>Item 12660 Subject Q01</i> | <i>N</i> 2034 | 929 | 1050 | 1335 | 204 | 356 | 536 | 704 | 437 | 1589 | 421 | 915 | 466 | 223 | 361 | 38 |

DESCRIPTIVE RESULTS: 2002

207

| QUESTIONNAIRE FORM 5 2002 | TOTAL | SEX | | RACE | | REGION | | | | COLLEGE PLANS? | | ILLICIT DRUG USE: LIFETIME | | | | | |
|---|----------|-------------|------------|-------------|-------------|------------|------------|------------|------------|-------------------|-------------|----------------------------|------------------------|--------------|---------------|--------------------|-----------|
| | | M | F | White | Black | NE | NC | S | W | Yes | No | None | Mari- juana Only | Few Pills | More Pills | Any Her- oin | |
| <i>N (Weighted No. of Cases):</i> | 2267 | 1025 | 1118 | 1409 | 244 | 440 | 567 | 766 | 495 | 1679 | 443 | 1015 | 501 | 231 | 395 | 40 | |
| <i>% of Weighted Total:</i> | 100.0 | 45.2 | 49.3 | 62.2 | 10.8 | 19.4 | 25.0 | 33.8 | 21.8 | 74.1 | 19.6 | 44.8 | 22.1 | 10.2 | 17.4 | 1.7 | |
| D01M: There is always someone I can turn to if I need help | | | | | | | | | | | | | | | | | |
| 1. Disagree | 3.7 | 4.9 | 2.6 | 2.5 | 4.6 | 3.6 | 2.4 | 3.8 | 5.2 | 2.6 | 7.7 | 3.8 | 2.1 | 3.9 | 4.7 | 7.4 | |
| 2. Mostly disagree | 4.2 | 5.4 | 3.4 | 4.4 | 4.8 | 7.3 | 4.5 | 2.9 | 3.7 | 3.5 | 7.3 | 2.9 | 4.4 | 5.7 | 5.9 | 2.5 | |
| 3. Neither | 7.3 | 9.7 | 5.2 | 6.9 | 8.1 | 8.7 | 8.4 | 6.4 | 6.2 | 6.8 | 9.0 | 7.5 | 5.0 | 5.2 | 9.0 | 16.3 | |
| 4. Mostly agree | 27.9 | 29.8 | 25.9 | 28.5 | 21.5 | 29.6 | 29.3 | 23.8 | 31.3 | 29.0 | 24.3 | 24.1 | 31.6 | 34.2 | 30.1 | 17.6 | |
| 5. Agree | 56.9 | 50.3 | 62.9 | 57.6 | 61.0 | 50.7 | 55.4 | 63.2 | 53.6 | 58.1 | 51.7 | 61.7 | 56.9 | 51.0 | 50.4 | 56.1 | |
| <i>Item 12670 Subject Q03</i> | <i>N</i> | <i>2026</i> | <i>926</i> | <i>1046</i> | <i>1334</i> | <i>200</i> | <i>354</i> | <i>537</i> | <i>700</i> | <i>435</i> | <i>1589</i> | <i>414</i> | <i>909</i> | <i>466</i> | <i>223</i> | <i>361</i> | <i>38</i> |
| D01N: Sometimes I think that I am no good at all | | | | | | | | | | | | | | | | | |
| 1. Disagree | 39.5 | 42.3 | 37.1 | 36.8 | 50.5 | 36.4 | 34.8 | 45.1 | 38.8 | 39.9 | 37.2 | 44.0 | 39.1 | 32.6 | 33.0 | 49.7 | |
| 2. Mostly disagree | 24.1 | 22.8 | 25.1 | 27.0 | 15.5 | 21.0 | 27.8 | 23.9 | 22.2 | 24.8 | 21.7 | 22.1 | 28.5 | 25.8 | 21.6 | 16.7 | |
| 3. Neither | 15.0 | 17.0 | 13.3 | 15.6 | 7.9 | 16.6 | 16.9 | 13.0 | 14.7 | 14.6 | 16.7 | 16.5 | 11.3 | 13.3 | 18.0 | 12.5 | |
| 4. Mostly agree | 13.6 | 10.4 | 16.4 | 13.8 | 12.6 | 17.4 | 15.1 | 10.8 | 13.1 | 13.7 | 13.2 | 10.3 | 12.5 | 21.1 | 19.2 | 8.5 | |
| 5. Agree | 7.8 | 7.5 | 8.1 | 6.7 | 13.5 | 8.6 | 5.4 | 7.2 | 11.2 | 7.0 | 11.1 | 7.2 | 8.5 | 7.2 | 8.2 | 12.6 | |
| <i>Item 12680 Subject Q01</i> | <i>N</i> | <i>2023</i> | <i>923</i> | <i>1045</i> | <i>1331</i> | <i>202</i> | <i>352</i> | <i>534</i> | <i>703</i> | <i>435</i> | <i>1584</i> | <i>415</i> | <i>909</i> | <i>465</i> | <i>221</i> | <i>360</i> | <i>37</i> |
| D01O: I often feel left out of things | | | | | | | | | | | | | | | | | |
| 1. Disagree | 24.7 | 26.7 | 22.7 | 22.4 | 34.5 | 23.9 | 21.2 | 27.1 | 25.7 | 23.5 | 28.7 | 25.1 | 26.2 | 19.1 | 25.6 | 27.3 | |
| 2. Mostly disagree | 26.1 | 26.5 | 26.0 | 28.7 | 17.3 | 23.0 | 28.6 | 24.6 | 27.9 | 28.9 | 16.0 | 27.3 | 26.3 | 27.4 | 22.1 | 31.4 | |
| 3. Neither | 19.1 | 19.9 | 18.8 | 19.6 | 12.9 | 18.6 | 20.0 | 18.8 | 18.8 | 18.3 | 21.5 | 17.7 | 19.1 | 17.9 | 21.7 | 19.5 | |
| 4. Mostly agree | 21.3 | 19.3 | 22.6 | 21.6 | 20.2 | 26.0 | 21.7 | 20.6 | 17.9 | 21.5 | 21.2 | 20.1 | 21.3 | 25.5 | 22.3 | 13.5 | |
| 5. Agree | 8.9 | 7.6 | 9.9 | 7.7 | 15.1 | 8.6 | 8.5 | 8.8 | 9.6 | 7.8 | 12.7 | 9.7 | 7.1 | 10.1 | 8.4 | 8.3 | |
| <i>Item 12690 Subject Q03</i> | <i>N</i> | <i>2018</i> | <i>922</i> | <i>1041</i> | <i>1329</i> | <i>199</i> | <i>353</i> | <i>532</i> | <i>698</i> | <i>435</i> | <i>1578</i> | <i>417</i> | <i>905</i> | <i>464</i> | <i>221</i> | <i>360</i> | <i>37</i> |
| D01P: I believe a person is master of his/her own fate | | | | | | | | | | | | | | | | | |
| 1. Disagree | 6.3 | 5.8 | 6.5 | 6.1 | 6.5 | 8.1 | 4.3 | 7.6 | 5.3 | 5.1 | 10.8 | 6.2 | 4.9 | 6.5 | 8.2 | 7.0 | |
| 2. Mostly disagree | 5.6 | 6.2 | 5.4 | 6.0 | 6.4 | 6.0 | 5.9 | 6.6 | 3.3 | 4.9 | 7.8 | 4.7 | 6.4 | 3.3 | 7.2 | 6.7 | |
| 3. Neither | 19.5 | 15.8 | 22.8 | 19.5 | 15.9 | 18.9 | 21.6 | 17.5 | 20.7 | 18.6 | 22.1 | 19.4 | 18.2 | 18.9 | 21.7 | 19.5 | |
| 4. Mostly agree | 32.1 | 33.7 | 30.4 | 35.0 | 25.6 | 36.3 | 31.3 | 30.0 | 32.8 | 34.4 | 24.3 | 31.7 | 33.4 | 38.5 | 30.2 | 11.9 | |
| 5. Agree | 36.5 | 38.6 | 34.9 | 33.4 | 45.6 | 30.7 | 36.9 | 38.4 | 37.8 | 37.0 | 35.0 | 38.1 | 37.2 | 32.8 | 32.7 | 55.0 | |
| <i>Item 12700 Subject Q02</i> | <i>N</i> | <i>2029</i> | <i>927</i> | <i>1048</i> | <i>1334</i> | <i>203</i> | <i>354</i> | <i>535</i> | <i>706</i> | <i>435</i> | <i>1588</i> | <i>418</i> | <i>914</i> | <i>465</i> | <i>221</i> | <i>361</i> | <i>37</i> |
| D01Q: There is usually someone I can talk to, if I need to | | | | | | | | | | | | | | | | | |
| 1. Disagree | 2.7 | 3.9 | 1.6 | 2.1 | 2.9 | 4.3 | 1.6 | 2.4 | 3.3 | 1.9 | 5.8 | 2.8 | 1.7 | 2.8 | 2.2 | 8.9 | |
| 2. Mostly disagree | 3.7 | 5.1 | 2.6 | 3.4 | 4.3 | 5.7 | 2.8 | 3.1 | 4.0 | 3.0 | 6.3 | 2.5 | 3.2 | 5.4 | 5.9 | 3.5 | |
| 3. Neither | 7.3 | 9.7 | 5.3 | 7.3 | 7.3 | 7.5 | 8.7 | 6.0 | 7.4 | 6.4 | 10.6 | 6.6 | 6.3 | 7.3 | 8.8 | 11.2 | |
| 4. Mostly agree | 27.4 | 28.8 | 25.6 | 26.4 | 26.4 | 29.0 | 27.3 | 24.9 | 30.5 | 29.3 | 21.1 | 25.4 | 32.0 | 28.3 | 26.6 | 20.5 | |
| 5. Agree | 58.9 | 52.4 | 65.0 | 60.7 | 59.1 | 53.5 | 59.7 | 63.6 | 54.7 | 59.4 | 56.1 | 62.8 | 56.8 | 56.2 | 56.5 | 56.0 | |
| <i>Item 12710 Subject Q03</i> | <i>N</i> | <i>2023</i> | <i>921</i> | <i>1047</i> | <i>1330</i> | <i>203</i> | <i>352</i> | <i>534</i> | <i>704</i> | <i>433</i> | <i>1583</i> | <i>416</i> | <i>911</i> | <i>466</i> | <i>221</i> | <i>357</i> | <i>37</i> |
| D01R: I feel that I can't do anything right | | | | | | | | | | | | | | | | | |
| 1. Disagree | 45.6 | 45.7 | 45.3 | 45.3 | 55.0 | 42.6 | 43.5 | 49.0 | 45.2 | 48.1 | 36.4 | 51.9 | 46.1 | 40.9 | 33.6 | 36.8 | |
| 2. Mostly disagree | 26.8 | 24.7 | 28.8 | 28.3 | 17.3 | 24.5 | 30.5 | 27.5 | 22.9 | 28.0 | 22.3 | 23.7 | 25.4 | 31.1 | 33.5 | 26.6 | |
| 3. Neither | 14.3 | 14.0 | 14.6 | 14.4 | 13.5 | 17.9 | 15.1 | 12.6 | 13.1 | 13.3 | 18.4 | 13.9 | 13.6 | 10.0 | 19.2 | 16.9 | |
| 4. Mostly agree | 8.3 | 9.4 | 7.5 | 8.0 | 9.6 | 10.5 | 5.9 | 6.7 | 12.3 | 6.9 | 13.2 | 6.5 | 10.4 | 13.0 | 7.6 | 3.9 | |
| 5. Agree | 5.0 | 6.2 | 3.8 | 4.0 | 4.7 | 4.5 | 5.1 | 4.1 | 6.5 | 3.7 | 9.7 | 4.1 | 4.5 | 5.0 | 6.1 | 15.8 | |
| <i>Item 12720 Subject Q01</i> | <i>N</i> | <i>2017</i> | <i>922</i> | <i>1040</i> | <i>1328</i> | <i>200</i> | <i>349</i> | <i>533</i> | <i>703</i> | <i>432</i> | <i>1578</i> | <i>415</i> | <i>909</i> | <i>464</i> | <i>221</i> | <i>359</i> | <i>34</i> |
| D01S: I often wish I had more good friends | | | | | | | | | | | | | | | | | |
| 1. Disagree | 22.7 | 23.2 | 21.9 | 21.2 | 29.0 | 20.0 | 19.2 | 24.0 | 26.9 | 23.1 | 21.0 | 24.6 | 20.2 | 18.1 | 21.6 | 31.5 | |
| 2. Mostly disagree | 15.1 | 17.0 | 13.6 | 17.1 | 9.8 | 18.0 | 15.9 | 13.5 | 14.3 | 15.0 | 15.9 | 13.0 | 19.2 | 17.8 | 14.8 | 12.0 | |
| 3. Neither | 18.0 | 20.5 | 15.9 | 17.8 | 15.5 | 20.3 | 19.2 | 15.2 | 19.4 | 16.8 | 22.7 | 19.4 | 17.8 | 12.4 | 17.9 | 25.3 | |
| 4. Mostly agree | 25.2 | 23.1 | 27.0 | 27.4 | 18.2 | 22.8 | 26.6 | 28.4 | 20.4 | 26.3 | 20.6 | 22.9 | 26.6 | 33.1 | 25.9 | 18.7 | |
| 5. Agree | 19.0 | 16.2 | 21.6 | 16.6 | 27.4 | 18.9 | 19.2 | 19.0 | 19.0 | 18.9 | 19.8 | 20.2 | 16.2 | 18.6 | 19.8 | 12.5 | |
| <i>Item 12730 Subject Q03</i> | <i>N</i> | <i>2018</i> | <i>920</i> | <i>1044</i> | <i>1323</i> | <i>202</i> | <i>348</i> | <i>530</i> | <i>704</i> | <i>435</i> | <i>1581</i> | <i>414</i> | <i>910</i> | <i>464</i> | <i>220</i> | <i>357</i> | <i>37</i> |

| QUESTIONNAIRE FORM 5 2002 | TOTAL | SEX | | RACE | | REGION | | | | COLLEGE PLANS? | | ILLICIT DRUG USE: LIFETIME | | | | |
|---|---------------|------------|-------------|-------------|------------|------------|------------|------------|------------|-------------------|------------|----------------------------|------------------------|--------------|---------------|--------------------|
| | | M | F | White | Black | NE | NC | S | W | Yes | No | None | Mari- juana Only | Few Pills | More Pills | Any Her- oin |
| <i>N (Weighted No. of Cases):</i> | 2267 | 1025 | 1118 | 1409 | 244 | 440 | 567 | 766 | 495 | 1679 | 443 | 1015 | 501 | 231 | 395 | 40 |
| <i>% of Weighted Total:</i> | 100.0 | 45.2 | 49.3 | 62.2 | 10.8 | 19.4 | 25.0 | 33.8 | 21.8 | 74.1 | 19.6 | 44.8 | 22.1 | 10.2 | 17.4 | 1.7 |
| D01T: Planning ahead makes things turn out better | | | | | | | | | | | | | | | | |
| 1. Disagree | 3.6 | 3.2 | 3.7 | 2.9 | 5.4 | 2.4 | 4.4 | 4.4 | 2.4 | 2.9 | 6.5 | 2.6 | 3.6 | 1.1 | 5.6 | 27.3 |
| 2. Mostly disagree | 6.9 | 8.1 | 5.9 | 6.7 | 5.8 | 9.7 | 6.2 | 6.0 | 7.1 | 6.0 | 10.3 | 5.2 | 6.9 | 9.9 | 7.3 | 14.2 |
| 3. Neither | 24.2 | 24.0 | 25.0 | 24.2 | 17.4 | 27.4 | 25.6 | 19.2 | 28.1 | 23.4 | 28.0 | 23.7 | 21.7 | 22.4 | 28.6 | 32.4 |
| 4. Mostly agree | 38.2 | 37.8 | 38.9 | 41.4 | 33.6 | 35.9 | 40.8 | 39.6 | 34.7 | 41.4 | 26.1 | 37.9 | 40.4 | 40.2 | 40.1 | 7.0 |
| 5. Agree | 27.0 | 27.0 | 26.5 | 24.8 | 37.8 | 24.6 | 22.9 | 30.8 | 27.8 | 26.3 | 29.1 | 30.6 | 27.5 | 26.4 | 18.5 | 19.1 |
| <i>Item 12740 Subject Q02</i> | <i>N 2020</i> | <i>920</i> | <i>1046</i> | <i>1328</i> | <i>202</i> | <i>349</i> | <i>532</i> | <i>704</i> | <i>435</i> | <i>1583</i> | <i>414</i> | <i>912</i> | <i>464</i> | <i>220</i> | <i>359</i> | <i>36</i> |
| D01U: I feel that my life is not very useful | | | | | | | | | | | | | | | | |
| 1. Disagree | 51.4 | 47.5 | 55.3 | 50.7 | 59.8 | 49.9 | 48.1 | 56.2 | 49.0 | 53.8 | 42.0 | 56.9 | 52.6 | 41.1 | 44.9 | 48.4 |
| 2. Mostly disagree | 24.3 | 26.7 | 22.1 | 27.8 | 15.7 | 25.8 | 28.3 | 21.7 | 22.4 | 25.5 | 20.4 | 23.0 | 25.9 | 34.0 | 21.3 | 10.9 |
| 3. Neither | 14.4 | 15.1 | 13.7 | 14.1 | 10.5 | 13.5 | 15.5 | 12.4 | 17.2 | 11.9 | 23.6 | 12.1 | 13.1 | 13.4 | 21.4 | 24.2 |
| 4. Mostly agree | 6.3 | 7.0 | 5.7 | 4.5 | 9.1 | 6.1 | 4.2 | 6.8 | 8.3 | 5.8 | 8.5 | 4.5 | 5.1 | 8.7 | 9.2 | 11.5 |
| 5. Agree | 3.5 | 3.8 | 3.2 | 2.9 | 4.8 | 4.7 | 3.9 | 2.9 | 3.1 | 3.0 | 5.5 | 3.5 | 3.3 | 2.8 | 3.2 | 4.9 |
| <i>Item 12750 Subject Q01</i> | <i>N 2019</i> | <i>920</i> | <i>1045</i> | <i>1326</i> | <i>201</i> | <i>348</i> | <i>534</i> | <i>702</i> | <i>435</i> | <i>1583</i> | <i>413</i> | <i>911</i> | <i>462</i> | <i>221</i> | <i>359</i> | <i>37</i> |
| D01V: I usually have a few friends around that I can get together with | | | | | | | | | | | | | | | | |
| 1. Disagree | 5.2 | 5.8 | 4.9 | 4.8 | 9.5 | 6.9 | 4.9 | 5.7 | 3.5 | 5.1 | 5.9 | 5.7 | 5.0 | 3.3 | 4.9 | 11.5 |
| 2. Mostly disagree | 5.8 | 5.7 | 6.1 | 5.6 | 4.7 | 6.7 | 4.6 | 5.3 | 7.3 | 5.5 | 6.8 | 5.6 | 5.7 | 5.4 | 5.4 | 6.2 |
| 3. Neither | 9.7 | 10.4 | 8.6 | 8.9 | 10.1 | 11.5 | 8.5 | 8.9 | 10.7 | 8.3 | 14.7 | 11.1 | 7.5 | 6.5 | 9.2 | 17.9 |
| 4. Mostly agree | 34.4 | 35.6 | 33.4 | 36.6 | 27.0 | 34.0 | 37.7 | 33.0 | 32.7 | 35.0 | 33.3 | 32.3 | 35.4 | 39.8 | 37.5 | 20.3 |
| 5. Agree | 45.0 | 42.6 | 47.0 | 44.2 | 48.7 | 40.9 | 44.3 | 47.1 | 45.8 | 46.1 | 39.3 | 45.3 | 46.4 | 45.0 | 43.1 | 44.1 |
| <i>Item 12760 Subject Q03</i> | <i>N 2014</i> | <i>919</i> | <i>1041</i> | <i>1326</i> | <i>202</i> | <i>347</i> | <i>533</i> | <i>704</i> | <i>430</i> | <i>1579</i> | <i>411</i> | <i>910</i> | <i>459</i> | <i>220</i> | <i>358</i> | <i>37</i> |
| D01W: I am eager to leave home and live on my own—independent from my parents | | | | | | | | | | | | | | | | |
| 1. Disagree | 7.8 | 7.8 | 7.3 | 7.1 | 8.3 | 9.2 | 7.2 | 6.9 | 8.7 | 7.1 | 9.7 | 9.0 | 6.4 | 7.9 | 6.3 | 9.8 |
| 2. Mostly disagree | 9.9 | 9.9 | 10.1 | 9.8 | 4.8 | 8.5 | 9.7 | 9.9 | 11.0 | 9.7 | 10.5 | 12.3 | 7.4 | 9.7 | 6.7 | 17.7 |
| 3. Neither | 18.6 | 22.0 | 15.4 | 18.4 | 14.8 | 22.0 | 16.9 | 17.7 | 19.5 | 17.8 | 21.9 | 20.9 | 17.3 | 13.6 | 16.7 | 20.5 |
| 4. Mostly agree | 28.1 | 28.4 | 27.9 | 29.7 | 26.3 | 24.3 | 27.5 | 29.2 | 30.2 | 29.7 | 22.2 | 25.6 | 32.4 | 31.5 | 28.2 | 11.5 |
| 5. Agree | 35.7 | 32.0 | 39.2 | 35.0 | 45.9 | 36.1 | 38.7 | 36.4 | 30.5 | 35.5 | 35.6 | 32.3 | 36.4 | 37.3 | 42.1 | 40.4 |
| <i>Item 13950 Subject I03, Q01</i> | <i>N 2016</i> | <i>918</i> | <i>1043</i> | <i>1324</i> | <i>202</i> | <i>347</i> | <i>532</i> | <i>703</i> | <i>433</i> | <i>1580</i> | <i>413</i> | <i>911</i> | <i>460</i> | <i>219</i> | <i>357</i> | <i>37</i> |
| D01X: I feel hesitant about taking a full-time job and becoming part of the "adult world" | | | | | | | | | | | | | | | | |
| 1. Disagree | 28.1 | 28.7 | 27.2 | 26.2 | 40.3 | 26.1 | 24.9 | 31.9 | 27.2 | 26.6 | 33.4 | 27.2 | 25.0 | 21.9 | 36.9 | 41.8 |
| 2. Mostly disagree | 18.9 | 20.5 | 17.5 | 20.4 | 18.4 | 22.8 | 19.4 | 18.7 | 15.5 | 19.6 | 15.9 | 17.8 | 22.1 | 17.9 | 17.4 | 11.8 |
| 3. Neither | 18.1 | 17.9 | 18.7 | 17.7 | 14.7 | 19.3 | 17.2 | 16.3 | 21.1 | 18.1 | 18.4 | 21.2 | 18.2 | 17.5 | 11.1 | 10.9 |
| 4. Mostly agree | 21.7 | 19.3 | 23.4 | 22.1 | 18.4 | 17.9 | 24.1 | 21.6 | 21.7 | 23.4 | 15.1 | 21.8 | 21.1 | 32.9 | 16.8 | 14.0 |
| 5. Agree | 13.3 | 13.6 | 13.3 | 13.5 | 8.2 | 13.9 | 14.3 | 11.4 | 14.6 | 12.2 | 17.2 | 12.0 | 13.6 | 9.9 | 17.8 | 21.5 |
| <i>Item 13960 Subject I03, Q01</i> | <i>N 2010</i> | <i>911</i> | <i>1044</i> | <i>1323</i> | <i>202</i> | <i>345</i> | <i>528</i> | <i>704</i> | <i>433</i> | <i>1578</i> | <i>408</i> | <i>909</i> | <i>459</i> | <i>219</i> | <i>355</i> | <i>37</i> |
| The next two questions ask your views about different lifestyles that have been in the news lately. | | | | | | | | | | | | | | | | |
| D02: A man and a woman who live together without being married are . . . | | | | | | | | | | | | | | | | |
| (NOTE: This question was omitted in the questionnaires administered in California, beginning in 1997, due to state requirements.) | | | | | | | | | | | | | | | | |
| 1. Experimenting with a worthwhile alternative lifestyle | 16.8 | 18.6 | 14.9 | 16.3 | 18.5 | 16.1 | 18.7 | 15.6 | 17.0 | 16.8 | 17.5 | 12.2 | 20.8 | 14.3 | 24.1 | 20.1 |
| 2. Doing their own thing and not affecting anyone else | 56.3 | 57.0 | 56.6 | 58.3 | 46.2 | 60.2 | 58.6 | 52.7 | 56.6 | 56.7 | 53.8 | 49.1 | 61.5 | 66.8 | 62.8 | 57.4 |
| 3. Living in a way that could be destructive to society | 5.4 | 5.8 | 4.7 | 5.2 | 7.0 | 5.3 | 4.9 | 6.3 | 3.8 | 5.5 | 5.2 | 7.1 | 2.2 | 5.4 | 3.6 | 6.1 |
| 4. Violating a basic principle of human morality | 11.2 | 7.4 | 14.3 | 11.5 | 12.1 | 7.2 | 8.1 | 14.6 | 13.9 | 11.8 | 8.7 | 18.3 | 6.3 | 6.0 | 4.0 | 8.3 |
| 8. None of the above | 10.3 | 11.2 | 9.5 | 8.7 | 16.1 | 11.2 | 9.8 | 10.8 | 8.7 | 9.1 | 14.8 | 13.4 | 9.2 | 7.6 | 5.6 | 8.1 |
| <i>Item 12770 Subject D03</i> | <i>N 1798</i> | <i>811</i> | <i>941</i> | <i>1260</i> | <i>193</i> | <i>338</i> | <i>525</i> | <i>699</i> | <i>237</i> | <i>1405</i> | <i>371</i> | <i>808</i> | <i>403</i> | <i>192</i> | <i>331</i> | <i>36</i> |

| QUESTIONNAIRE FORM 5 2002 | TOTAL | SEX | | RACE | | REGION | | | | COLLEGE PLANS? | | ILLICIT DRUG USE: LIFETIME | | | | |
|---|----------------|------|------|-------|-------|--------|------|------|------|-------------------|------|----------------------------|------------------------|--------------|---------------|--------------------|
| | | M | F | White | Black | NE | NC | S | W | Yes | No | None | Mari- juana Only | Few Pills | More Pills | Any Her- oin |
| <i>N (Weighted No. of Cases):</i> | 2267 | 1025 | 1118 | 1409 | 244 | 440 | 567 | 766 | 495 | 1679 | 443 | 1015 | 501 | 231 | 395 | 40 |
| <i>% of Weighted Total:</i> | 100.0 | 45.2 | 49.3 | 62.2 | 10.8 | 19.4 | 25.0 | 33.8 | 21.8 | 74.1 | 19.6 | 44.8 | 22.1 | 10.2 | 17.4 | 1.7 |
| D03: A man and a woman who decide to have and raise a child out of wedlock are . . . (NOTE: This question was omitted in the questionnaires administered in California, beginning in 1997, due to state requirements.) | | | | | | | | | | | | | | | | |
| 1. Experimenting with a worthwhile alternative lifestyle | 9.1 | 9.5 | 8.7 | 8.5 | 12.7 | 11.3 | 9.5 | 8.2 | 8.0 | 8.6 | 11.3 | 6.1 | 10.3 | 7.9 | 12.8 | 25.7 |
| 2. Doing their own thing and not affecting anyone else | 44.0 | 42.5 | 45.4 | 43.7 | 43.2 | 47.1 | 45.3 | 40.5 | 46.9 | 43.3 | 46.4 | 35.0 | 51.8 | 54.3 | 49.5 | 50.4 |
| 3. Living in a way that could be destructive to society | 12.7 | 14.4 | 10.9 | 12.4 | 12.3 | 10.0 | 13.7 | 13.5 | 11.8 | 13.4 | 10.1 | 12.1 | 12.1 | 15.5 | 13.5 | 9.8 |
| 4. Violating a basic principle of human morality | 18.5 | 17.5 | 19.6 | 20.7 | 11.6 | 12.5 | 16.1 | 22.7 | 19.8 | 20.9 | 9.8 | 28.5 | 11.8 | 10.6 | 9.6 | 6.4 |
| 8. None of the above | 15.7 | 16.1 | 15.4 | 14.6 | 20.2 | 19.0 | 15.3 | 15.2 | 13.6 | 13.8 | 22.3 | 18.4 | 14.1 | 11.8 | 14.6 | 7.7 |
| <i>Item 12775 Subject D03</i> | <i>N</i> 1779 | 800 | 933 | 1251 | 193 | 333 | 521 | 689 | 237 | 1392 | 365 | 797 | 402 | 191 | 327 | 34 |
| D04: These next questions ask how you feel about your present financial situation and your future financial situation. | | | | | | | | | | | | | | | | |
| D04A: I feel that I have enough money to get along pretty well | | | | | | | | | | | | | | | | |
| 1. Never | 10.4 | 11.6 | 9.0 | 8.7 | 16.4 | 12.7 | 10.3 | 9.3 | 10.6 | 8.3 | 17.3 | 11.0 | 8.1 | 9.7 | 9.8 | 21.2 |
| 2. Seldom | 17.5 | 18.0 | 16.8 | 15.9 | 11.3 | 16.0 | 18.7 | 13.8 | 23.3 | 17.8 | 16.9 | 15.9 | 19.1 | 19.9 | 16.9 | 17.5 |
| 3. Sometimes | 33.8 | 30.1 | 37.5 | 34.2 | 40.7 | 34.8 | 32.6 | 33.5 | 34.9 | 32.8 | 37.5 | 32.7 | 37.6 | 33.6 | 33.5 | 30.7 |
| 4. Often | 24.1 | 24.8 | 23.6 | 26.8 | 14.7 | 23.8 | 25.3 | 25.6 | 20.4 | 25.8 | 18.0 | 25.8 | 21.9 | 25.9 | 24.1 | 7.6 |
| 5. Always | 14.2 | 15.4 | 13.2 | 14.5 | 16.9 | 12.6 | 13.1 | 17.8 | 10.8 | 15.3 | 10.3 | 14.5 | 13.3 | 11.0 | 15.7 | 23.0 |
| <i>Item 12990 Subject C02</i> | <i>N</i> 1971 | 897 | 1023 | 1300 | 196 | 333 | 519 | 692 | 427 | 1549 | 402 | 889 | 446 | 216 | 353 | 37 |
| D04B: I get very concerned about how I am going to be able to pay my next bills | | | | | | | | | | | | | | | | |
| 1. Never | 33.6 | 34.0 | 33.0 | 33.5 | 38.6 | 33.9 | 33.1 | 35.3 | 31.4 | 35.6 | 26.5 | 37.5 | 34.0 | 27.2 | 29.9 | 29.7 |
| 2. Seldom | 24.9 | 27.7 | 22.4 | 27.4 | 18.7 | 23.0 | 22.3 | 27.8 | 24.9 | 25.2 | 23.8 | 25.5 | 25.6 | 26.3 | 23.2 | 15.8 |
| 3. Sometimes | 23.3 | 22.3 | 24.6 | 21.8 | 21.7 | 24.2 | 23.1 | 20.7 | 27.2 | 22.3 | 27.1 | 21.8 | 22.8 | 27.7 | 24.8 | 25.7 |
| 4. Often | 12.2 | 10.4 | 13.8 | 12.5 | 11.9 | 14.4 | 13.9 | 10.5 | 11.1 | 11.9 | 12.8 | 10.7 | 11.9 | 15.7 | 12.2 | 18.1 |
| 5. Always | 5.9 | 5.7 | 6.3 | 4.8 | 9.1 | 4.5 | 7.6 | 5.6 | 5.4 | 5.0 | 9.7 | 4.5 | 5.7 | 3.2 | 9.9 | 10.8 |
| <i>Item 13000 Subject C02</i> | <i>N</i> 1953 | 892 | 1013 | 1290 | 195 | 331 | 515 | 684 | 424 | 1539 | 396 | 880 | 441 | 214 | 351 | 37 |
| D04C: I worry whether I will have any job at all in a few months | | | | | | | | | | | | | | | | |
| 1. Never | 48.6 | 50.1 | 48.6 | 51.2 | 44.5 | 50.2 | 47.0 | 52.9 | 42.3 | 50.7 | 40.7 | 52.1 | 48.9 | 43.6 | 43.6 | 52.1 |
| 2. Seldom | 23.1 | 22.0 | 22.6 | 24.8 | 15.4 | 19.6 | 25.8 | 23.1 | 22.7 | 23.5 | 22.2 | 22.0 | 24.3 | 24.9 | 23.2 | 23.0 |
| 3. Sometimes | 15.3 | 15.4 | 15.6 | 13.7 | 16.3 | 17.1 | 16.2 | 11.6 | 19.0 | 13.7 | 20.3 | 12.8 | 17.1 | 16.6 | 18.0 | 13.5 |
| 4. Often | 7.9 | 8.0 | 8.0 | 7.1 | 13.3 | 9.1 | 6.0 | 7.2 | 10.4 | 7.6 | 9.2 | 7.0 | 6.9 | 10.1 | 10.3 | 4.1 |
| 5. Always | 5.0 | 4.5 | 5.2 | 3.2 | 10.5 | 4.0 | 5.1 | 5.1 | 5.7 | 4.4 | 7.6 | 6.1 | 2.8 | 4.8 | 4.9 | 7.2 |
| <i>Item 13010 Subject C02</i> | <i>N</i> 1948 | 886 | 1013 | 1285 | 193 | 329 | 513 | 681 | 426 | 1533 | 396 | 876 | 440 | 215 | 350 | 37 |
| D04D: I feel sure that I could go out and get a new job (with decent pay) whenever I want one | | | | | | | | | | | | | | | | |
| 1. Never | 9.1 | 10.0 | 8.2 | 6.4 | 12.9 | 11.6 | 6.0 | 9.0 | 11.3 | 7.4 | 16.1 | 10.3 | 7.7 | 7.6 | 7.5 | 23.2 |
| 2. Seldom | 15.4 | 15.4 | 15.2 | 14.2 | 16.6 | 16.3 | 12.7 | 15.0 | 18.5 | 14.3 | 19.0 | 15.1 | 16.0 | 22.0 | 11.7 | 4.4 |
| 3. Sometimes | 29.1 | 26.0 | 32.6 | 30.0 | 24.4 | 28.4 | 31.6 | 27.1 | 30.0 | 29.5 | 27.1 | 25.9 | 30.5 | 30.9 | 35.2 | 27.5 |
| 4. Often | 28.3 | 27.3 | 28.6 | 31.4 | 22.9 | 24.9 | 32.3 | 27.1 | 27.9 | 29.3 | 24.9 | 29.3 | 26.7 | 26.8 | 27.6 | 32.1 |
| 5. Always | 18.0 | 21.3 | 15.4 | 18.0 | 23.2 | 18.7 | 17.3 | 21.8 | 12.3 | 19.4 | 13.0 | 19.5 | 19.1 | 12.7 | 17.9 | 12.8 |
| <i>Item 13020 Subject C02</i> | <i>N</i> 1946 | 885 | 1012 | 1286 | 194 | 329 | 514 | 681 | 422 | 1533 | 392 | 870 | 442 | 217 | 351 | 37 |
| FOR THOSE WHO HAVE A JOB: | | | | | | | | | | | | | | | | |
| D04E: I feel sure that I can keep working steadily with my present employer as long as I want to | | | | | | | | | | | | | | | | |
| 1. Never | 5.9 | 7.3 | 4.2 | 4.0 | 10.9 | 4.9 | 5.3 | 5.4 | 8.3 | 3.6 | 14.2 | 5.1 | 7.1 | 6.6 | 4.6 | 7.3 |
| 2. Seldom | 4.5 | 5.2 | 4.0 | 3.9 | 6.0 | 4.1 | 6.0 | 2.6 | 5.8 | 4.3 | 5.2 | 3.3 | 5.6 | 4.0 | 4.6 | 3.7 |
| 3. Sometimes | 12.0 | 14.8 | 9.4 | 11.7 | 10.8 | 16.3 | 9.5 | 10.7 | 14.3 | 10.7 | 16.4 | 10.1 | 11.9 | 11.4 | 16.5 | 12.6 |
| 4. Often | 25.9 | 22.9 | 28.4 | 26.8 | 22.3 | 20.0 | 27.0 | 27.6 | 26.5 | 27.5 | 20.3 | 26.8 | 25.8 | 34.5 | 19.3 | 23.0 |
| 5. Always | 51.8 | 49.8 | 54.0 | 53.6 | 50.0 | 54.7 | 52.2 | 53.8 | 45.2 | 54.0 | 43.9 | 54.6 | 49.7 | 43.4 | 54.9 | 53.4 |
| <i>Item 13030 Subject C02</i> | <i>N†</i> 1353 | 629 | 688 | 928 | 123 | 237 | 387 | 456 | 273 | 1053 | 293 | 587 | 312 | 164 | 239 | 29 |

†=excludes respondents for whom question was inappropriate.

| QUESTIONNAIRE FORM 5 2002 | TOTAL | SEX | | RACE | | REGION | | | | COLLEGE PLANS? | | ILLICIT DRUG USE: LIFETIME | | | | | |
|--|-----------|------|------|-------|-------|--------|------|------|------|-------------------|------|----------------------------|------------------------|--------------|---------------|--------------------|----|
| | | M | F | White | Black | NE | NC | S | W | Yes | No | None | Mari- juana Only | Few Pills | More Pills | Any Her- oin | |
| <i>N (Weighted No. of Cases):</i> | 2267 | 1025 | 1118 | 1409 | 244 | 440 | 567 | 766 | 495 | 1679 | 443 | 1015 | 501 | 231 | 395 | 40 | |
| <i>% of Weighted Total:</i> | 100.0 | 45.2 | 49.3 | 62.2 | 10.8 | 19.4 | 25.0 | 33.8 | 21.8 | 74.1 | 19.6 | 44.8 | 22.1 | 10.2 | 17.4 | 1.7 | |
| D04F: I worry about getting fired or laid-off from my job | | | | | | | | | | | | | | | | | |
| 1. Never | 63.8 | 59.8 | 68.1 | 66.2 | 61.1 | 60.6 | 63.1 | 67.7 | 60.9 | 64.7 | 60.3 | 65.0 | 62.9 | 65.1 | 62.6 | 78.9 | |
| 2. Seldom | 21.2 | 24.7 | 17.4 | 22.5 | 14.4 | 20.6 | 23.2 | 19.3 | 22.2 | 21.3 | 21.3 | 21.4 | 23.3 | 19.4 | 18.6 | 9.2 | |
| 3. Sometimes | 8.7 | 7.6 | 9.5 | 6.6 | 14.5 | 11.0 | 6.4 | 7.9 | 11.4 | 8.2 | 10.0 | 7.5 | 9.4 | 11.0 | 10.4 | 6.1 | |
| 4. Often | 3.4 | 4.5 | 2.5 | 2.5 | 5.3 | 4.9 | 3.8 | 2.7 | 2.6 | 3.0 | 4.8 | 2.7 | 2.3 | 3.2 | 6.3 | 5.7 | |
| 5. Always | 2.9 | 3.4 | 2.5 | 2.2 | 4.8 | 2.9 | 3.4 | 2.4 | 2.8 | 2.7 | 3.5 | 3.4 | 2.1 | 1.3 | 2.1 | | |
| <i>Item 13040 Subject C02</i> | <i>N†</i> | 1353 | 630 | 687 | 930 | 123 | 238 | 388 | 457 | 270 | 1053 | 293 | 588 | 311 | 163 | 240 | 29 |
| D05: Please think about all the money you earned during the past year, including last summer. | | | | | | | | | | | | | | | | | |
| About how much of your past year's earnings have gone into: | | | | | | | | | | | | | | | | | |
| D05A: Savings for your future education | | | | | | | | | | | | | | | | | |
| 1. None | 48.1 | 47.5 | 47.1 | 46.1 | 44.6 | 46.1 | 42.3 | 48.7 | 56.1 | 42.9 | 68.4 | 40.0 | 52.2 | 46.6 | 64.4 | 58.6 | |
| 2. A little (1-20%) | 23.3 | 24.5 | 23.0 | 25.7 | 19.7 | 21.1 | 23.4 | 26.5 | 19.8 | 25.9 | 13.3 | 26.6 | 20.9 | 31.4 | 15.5 | 8.5 | |
| 3. Some (21-40%) | 12.4 | 12.6 | 12.3 | 12.8 | 12.7 | 11.6 | 17.3 | 10.7 | 9.5 | 14.0 | 5.6 | 15.1 | 11.1 | 9.8 | 7.7 | 19.6 | |
| 4. About half (41-60%) | 7.1 | 6.7 | 7.7 | 6.6 | 9.7 | 11.1 | 7.3 | 5.7 | 6.0 | 7.7 | 4.4 | 7.2 | 9.1 | 5.6 | 4.8 | 3.7 | |
| 5. Most (61-80%) | 4.6 | 4.6 | 4.8 | 4.9 | 5.2 | 4.8 | 6.1 | 3.0 | 5.2 | 4.9 | 3.5 | 6.1 | 3.5 | 2.8 | 3.6 | 3.9 | |
| 6. Almost all (81-99%) | 2.7 | 2.2 | 3.2 | 2.3 | 4.7 | 2.4 | 2.3 | 3.8 | 1.5 | 3.1 | 1.1 | 3.1 | 2.8 | 2.0 | 1.7 | - | |
| 7. All | 1.9 | 1.9 | 1.9 | 1.5 | 3.4 | 2.9 | 1.3 | 1.8 | 1.9 | 1.4 | 3.7 | 1.9 | 0.4 | 1.8 | 2.3 | 5.7 | |
| <i>Item 20830 Subject C02</i> | <i>N</i> | 1845 | 837 | 958 | 1239 | 178 | 308 | 496 | 654 | 387 | 1460 | 369 | 831 | 420 | 204 | 331 | 32 |
| D05B: Savings or payments for a car or car expenses | | | | | | | | | | | | | | | | | |
| 1. None | 39.1 | 34.6 | 42.8 | 34.4 | 57.3 | 39.5 | 35.1 | 39.7 | 43.0 | 38.5 | 41.6 | 43.9 | 39.4 | 33.3 | 32.3 | 20.1 | |
| 2. A little (1-20%) | 17.8 | 17.4 | 18.0 | 19.2 | 9.0 | 17.5 | 19.3 | 18.5 | 14.9 | 19.3 | 12.0 | 19.7 | 15.5 | 21.2 | 13.3 | 30.7 | |
| 3. Some (21-40%) | 15.2 | 17.4 | 13.4 | 17.4 | 10.7 | 12.3 | 18.6 | 14.5 | 14.5 | 15.4 | 15.1 | 12.6 | 17.6 | 16.0 | 18.7 | 19.0 | |
| 4. About half (41-60%) | 12.2 | 13.5 | 11.4 | 13.1 | 8.1 | 13.9 | 12.0 | 10.6 | 13.9 | 11.6 | 14.5 | 9.7 | 14.7 | 10.7 | 16.5 | 13.8 | |
| 5. Most (61-80%) | 7.9 | 9.6 | 6.6 | 9.2 | 7.7 | 9.9 | 8.0 | 9.1 | 4.4 | 8.0 | 7.5 | 7.1 | 6.3 | 12.8 | 8.1 | 6.2 | |
| 6. Almost all (81-99%) | 5.3 | 5.3 | 5.1 | 5.2 | 1.6 | 3.6 | 5.0 | 5.2 | 7.0 | 5.1 | 5.5 | 4.9 | 5.5 | 1.7 | 7.6 | 4.7 | |
| 7. All | 2.4 | 2.2 | 2.7 | 1.6 | 5.7 | 3.3 | 2.0 | 2.4 | 2.3 | 2.0 | 3.9 | 2.0 | 1.0 | 4.3 | 3.5 | 5.4 | |
| <i>Item 20840 Subject C02</i> | <i>N</i> | 1845 | 839 | 956 | 1237 | 178 | 307 | 496 | 653 | 389 | 1457 | 371 | 831 | 419 | 203 | 333 | 34 |
| D05C: Other savings for long-range purposes | | | | | | | | | | | | | | | | | |
| 1. None | 42.3 | 40.9 | 42.8 | 38.4 | 50.7 | 44.8 | 37.1 | 41.9 | 47.7 | 40.0 | 51.8 | 39.1 | 46.9 | 39.7 | 46.8 | 48.6 | |
| 2. A little (1-20%) | 26.4 | 27.6 | 25.5 | 28.9 | 13.0 | 24.1 | 24.6 | 28.4 | 27.0 | 28.6 | 17.5 | 27.5 | 23.8 | 31.4 | 25.7 | 13.6 | |
| 3. Some (21-40%) | 14.2 | 14.9 | 13.7 | 15.2 | 14.4 | 12.0 | 20.5 | 14.0 | 8.3 | 14.2 | 13.9 | 14.9 | 15.4 | 10.8 | 11.7 | 20.8 | |
| 4. About half (41-60%) | 7.8 | 7.5 | 8.1 | 7.5 | 11.0 | 7.0 | 9.7 | 7.1 | 7.1 | 7.6 | 8.2 | 8.6 | 8.1 | 8.3 | 4.4 | 12.6 | |
| 5. Most (61-80%) | 4.2 | 4.1 | 4.4 | 4.7 | 3.0 | 5.8 | 3.1 | 3.6 | 5.2 | 4.3 | 4.0 | 4.4 | 2.3 | 4.6 | 5.6 | 3.7 | |
| 6. Almost all (81-99%) | 2.6 | 2.5 | 2.8 | 2.9 | 2.1 | 3.2 | 2.4 | 2.1 | 3.2 | 2.7 | 2.0 | 2.9 | 1.4 | 2.8 | 2.7 | 0.7 | |
| 7. All | 2.5 | 2.5 | 2.7 | 2.4 | 5.8 | 3.2 | 2.5 | 2.8 | 1.5 | 2.5 | 2.6 | 2.6 | 2.0 | 2.5 | 3.1 | - | |
| <i>Item 20850 Subject C02</i> | <i>N</i> | 1837 | 836 | 951 | 1236 | 177 | 303 | 497 | 653 | 385 | 1452 | 369 | 829 | 417 | 203 | 327 | 34 |
| D05D: Spending on your own needs and activities—things such as clothing, stereo, TV, tapes and discs, other possessions, movies, eating out, other recreation, hobbies, gifts for others, and other personal expenses | | | | | | | | | | | | | | | | | |
| 1. None | 6.4 | 6.9 | 5.7 | 4.5 | 10.4 | 7.9 | 4.8 | 5.6 | 8.8 | 4.7 | 13.7 | 7.7 | 5.2 | 3.0 | 5.7 | 6.4 | |
| 2. A little (1-20%) | 18.6 | 19.4 | 18.2 | 20.6 | 5.6 | 17.7 | 19.9 | 17.6 | 19.3 | 18.9 | 17.0 | 20.2 | 17.7 | 17.2 | 17.1 | 16.3 | |
| 3. Some (21-40%) | 18.5 | 18.5 | 18.5 | 19.5 | 18.3 | 20.7 | 19.6 | 17.2 | 17.6 | 18.9 | 16.8 | 21.5 | 18.7 | 20.2 | 10.4 | 6.7 | |
| 4. About half (41-60%) | 18.9 | 20.9 | 17.4 | 18.7 | 18.1 | 17.0 | 18.4 | 18.5 | 21.6 | 18.4 | 21.1 | 16.9 | 22.5 | 18.6 | 18.9 | 29.3 | |
| 5. Most (61-80%) | 17.5 | 18.6 | 16.9 | 19.0 | 15.7 | 17.4 | 17.0 | 19.8 | 14.3 | 17.9 | 15.5 | 14.6 | 17.0 | 19.9 | 24.7 | 17.5 | |
| 6. Almost all (81-99%) | 12.6 | 9.2 | 15.6 | 11.7 | 15.4 | 11.4 | 12.4 | 13.1 | 13.0 | 13.6 | 9.2 | 11.6 | 13.0 | 15.6 | 13.4 | 13.4 | |
| 7. All | 7.5 | 6.6 | 7.6 | 6.0 | 16.4 | 7.9 | 7.8 | 8.2 | 5.5 | 7.6 | 6.8 | 7.5 | 5.9 | 5.6 | 9.7 | 10.4 | |
| <i>Item 20860 Subject C02</i> | <i>N</i> | 1839 | 836 | 953 | 1235 | 177 | 305 | 497 | 650 | 387 | 1452 | 370 | 825 | 419 | 203 | 331 | 34 |

†=excludes respondents for whom question was inappropriate.

| QUESTIONNAIRE FORM 5 2002 | TOTAL | SEX | | RACE | | REGION | | | | COLLEGE PLANS? | | ILLICIT DRUG USE: LIFETIME | | | | |
|--|---------------|------|------|-------|-------|--------|------|------|------|-------------------|------|----------------------------|------------------------|--------------|---------------|--------------------|
| | | M | F | White | Black | NE | NC | S | W | Yes | No | None | Mari- juana Only | Few Pills | More Pills | Any Her- oin |
| <i>N (Weighted No. of Cases):</i> | 2267 | 1025 | 1118 | 1409 | 244 | 440 | 567 | 766 | 495 | 1679 | 443 | 1015 | 501 | 231 | 395 | 40 |
| <i>% of Weighted Total:</i> | 100.0 | 45.2 | 49.3 | 62.2 | 10.8 | 19.4 | 25.0 | 33.8 | 21.8 | 74.1 | 19.6 | 44.8 | 22.1 | 10.2 | 17.4 | 1.7 |
| D05E: Helping to pay family living expenses (groceries, housing, etc.) | | | | | | | | | | | | | | | | |
| 1. None | 51.1 | 50.9 | 51.8 | 57.5 | 31.4 | 53.5 | 54.1 | 48.3 | 50.1 | 53.5 | 41.5 | 53.7 | 48.3 | 54.3 | 49.2 | 38.8 |
| 2. A little (1-20%) | 25.9 | 27.8 | 23.6 | 24.8 | 23.6 | 25.1 | 25.2 | 25.6 | 27.9 | 25.4 | 27.6 | 24.6 | 29.0 | 28.2 | 24.9 | 11.9 |
| 3. Some (21-40%) | 11.4 | 11.1 | 11.4 | 9.8 | 14.5 | 9.9 | 12.5 | 13.1 | 8.0 | 11.2 | 12.2 | 9.6 | 12.2 | 7.9 | 14.5 | 31.0 |
| 4. About half (41-60%) | 4.7 | 5.0 | 4.7 | 3.6 | 9.9 | 6.4 | 3.3 | 4.7 | 5.4 | 4.2 | 6.9 | 5.1 | 4.3 | 5.6 | 3.7 | 8.2 |
| 5. Most (61-80%) | 2.7 | 1.9 | 3.3 | 1.4 | 10.7 | 2.0 | 1.9 | 3.9 | 2.3 | 2.4 | 3.5 | 3.4 | 1.8 | 1.3 | 2.9 | - |
| 6. Almost all (81-99%) | 2.0 | 1.0 | 2.9 | 1.4 | 4.1 | 0.8 | 1.0 | 2.1 | 4.0 | 1.8 | 2.8 | 1.4 | 2.8 | 1.6 | 2.2 | 1.2 |
| 7. All | 2.3 | 2.3 | 2.3 | 1.6 | 5.8 | 2.4 | 2.0 | 2.3 | 2.4 | 1.5 | 5.4 | 2.2 | 1.7 | 1.1 | 2.7 | 8.9 |
| <i>Item 20870 Subject C02</i> | <i>N</i> 1835 | 834 | 951 | 1233 | 177 | 303 | 497 | 648 | 387 | 1449 | 369 | 824 | 419 | 203 | 332 | 31 |
| The next questions ask about characteristics which some people associate with the use of particular drugs. We want to know what you think. | | | | | | | | | | | | | | | | |
| E01: Do YOU think that people who smoke marijuana several times a week tend to be . . . | | | | | | | | | | | | | | | | |
| E01A: . . . more creative than average | | | | | | | | | | | | | | | | |
| 1. No | 53.5 | 48.0 | 58.1 | 56.2 | 48.7 | 45.0 | 58.1 | 51.8 | 57.0 | 53.7 | 53.7 | 63.8 | 52.8 | 52.1 | 34.7 | 33.2 |
| 2. Yes | 24.6 | 31.1 | 18.6 | 23.4 | 20.9 | 28.6 | 23.4 | 23.5 | 24.8 | 23.0 | 30.3 | 11.3 | 25.7 | 30.6 | 46.2 | 62.8 |
| 3. Not sure, no opinion | 21.9 | 21.0 | 23.3 | 20.3 | 30.3 | 26.4 | 18.5 | 24.7 | 18.2 | 23.4 | 16.0 | 24.9 | 21.5 | 17.3 | 19.0 | 4.0 |
| <i>Item 13060 Subject A11c</i> | <i>N</i> 1933 | 873 | 1008 | 1280 | 189 | 318 | 513 | 680 | 422 | 1529 | 382 | 865 | 440 | 213 | 351 | 35 |
| E01B: . . . less sensible than average | | | | | | | | | | | | | | | | |
| 1. No | 29.4 | 34.6 | 24.4 | 28.9 | 29.2 | 32.6 | 29.9 | 27.9 | 28.8 | 27.5 | 36.7 | 19.4 | 31.6 | 37.6 | 43.6 | 61.4 |
| 2. Yes | 46.9 | 42.0 | 51.7 | 50.9 | 37.8 | 42.9 | 48.2 | 46.4 | 49.2 | 49.1 | 39.2 | 51.9 | 45.5 | 46.4 | 38.0 | 32.6 |
| 3. Not sure, no opinion | 23.7 | 23.4 | 24.0 | 20.2 | 33.0 | 24.5 | 22.0 | 25.7 | 22.1 | 23.4 | 24.2 | 28.6 | 22.9 | 16.0 | 18.4 | 6.1 |
| <i>Item 13070 Subject A11c</i> | <i>N</i> 1935 | 872 | 1011 | 1283 | 189 | 317 | 515 | 682 | 421 | 1531 | 383 | 869 | 439 | 212 | 352 | 35 |
| E01C: . . . more interesting people than average | | | | | | | | | | | | | | | | |
| 1. No | 54.8 | 48.9 | 60.3 | 58.7 | 38.8 | 47.8 | 58.5 | 53.6 | 57.4 | 55.5 | 53.0 | 63.1 | 56.2 | 49.9 | 40.5 | 37.8 |
| 2. Yes | 24.8 | 29.4 | 20.0 | 23.2 | 29.7 | 25.4 | 24.2 | 23.7 | 26.7 | 23.1 | 30.5 | 13.9 | 25.5 | 33.4 | 39.4 | 58.8 |
| 3. Not sure, no opinion | 20.4 | 21.8 | 19.7 | 18.1 | 31.5 | 26.8 | 17.3 | 22.7 | 15.9 | 21.4 | 16.5 | 23.0 | 18.4 | 16.7 | 20.1 | 3.3 |
| <i>Item 13080 Subject A11c</i> | <i>N</i> 1928 | 869 | 1006 | 1278 | 189 | 313 | 514 | 679 | 422 | 1527 | 380 | 863 | 435 | 214 | 352 | 36 |
| E01D: . . . less hard-working than average | | | | | | | | | | | | | | | | |
| 1. No | 27.0 | 27.8 | 25.5 | 26.2 | 24.6 | 29.3 | 28.0 | 23.5 | 29.7 | 25.3 | 33.7 | 19.7 | 26.9 | 33.7 | 38.1 | 51.2 |
| 2. Yes | 55.7 | 53.8 | 57.7 | 59.7 | 47.4 | 52.2 | 57.3 | 57.1 | 53.9 | 56.8 | 51.6 | 56.5 | 60.1 | 57.1 | 49.0 | 47.8 |
| 3. Not sure, no opinion | 17.3 | 18.5 | 16.8 | 14.1 | 28.0 | 18.5 | 14.7 | 19.4 | 16.3 | 17.8 | 14.7 | 23.7 | 13.0 | 9.2 | 12.8 | 1.1 |
| <i>Item 13090 Subject A11c</i> | <i>N</i> 1923 | 865 | 1005 | 1275 | 188 | 313 | 513 | 675 | 423 | 1525 | 378 | 862 | 432 | 214 | 352 | 36 |
| E01E: . . . more independent than average | | | | | | | | | | | | | | | | |
| 1. No | 52.2 | 45.3 | 57.4 | 54.8 | 44.8 | 48.1 | 57.8 | 50.4 | 51.1 | 52.0 | 53.3 | 55.7 | 54.1 | 54.4 | 43.4 | 30.6 |
| 2. Yes | 24.1 | 30.2 | 18.8 | 24.3 | 20.8 | 26.7 | 22.5 | 23.4 | 25.2 | 23.4 | 26.9 | 16.1 | 23.7 | 28.2 | 36.8 | 66.7 |
| 3. Not sure, no opinion | 23.7 | 24.5 | 23.7 | 20.9 | 34.4 | 25.2 | 19.7 | 26.2 | 23.7 | 24.5 | 19.8 | 28.2 | 22.2 | 17.4 | 19.7 | 2.7 |
| <i>Item 13100 Subject A11c</i> | <i>N</i> 1923 | 867 | 1003 | 1275 | 189 | 311 | 514 | 678 | 420 | 1522 | 380 | 858 | 435 | 214 | 352 | 35 |
| E01F: . . . more emotionally unstable than average | | | | | | | | | | | | | | | | |
| 1. No | 30.1 | 36.3 | 24.5 | 33.0 | 21.6 | 40.2 | 29.7 | 26.2 | 29.2 | 28.6 | 35.5 | 17.8 | 35.9 | 40.2 | 44.1 | 57.2 |
| 2. Yes | 48.4 | 40.7 | 55.1 | 48.5 | 49.4 | 37.4 | 50.9 | 51.9 | 48.0 | 49.7 | 44.4 | 56.8 | 43.4 | 43.6 | 39.3 | 40.1 |
| 3. Not sure, no opinion | 21.5 | 23.0 | 20.4 | 18.5 | 29.0 | 22.3 | 19.4 | 21.9 | 22.8 | 21.6 | 20.1 | 25.5 | 20.7 | 16.2 | 16.7 | 2.7 |
| <i>Item 13110 Subject A11c</i> | <i>N</i> 1920 | 866 | 1006 | 1278 | 186 | 312 | 513 | 679 | 417 | 1523 | 378 | 862 | 432 | 212 | 352 | 36 |
| E01G: . . . more concerned about other people than average | | | | | | | | | | | | | | | | |
| 1. No | 62.9 | 59.0 | 65.6 | 66.7 | 49.4 | 62.8 | 64.2 | 61.6 | 63.5 | 63.8 | 60.2 | 65.4 | 61.5 | 64.7 | 60.8 | 58.9 |
| 2. Yes | 13.3 | 16.3 | 10.6 | 13.1 | 15.1 | 13.2 | 13.9 | 13.0 | 13.1 | 12.2 | 17.3 | 5.0 | 17.2 | 19.9 | 20.0 | 36.1 |
| 3. Not sure, no opinion | 23.8 | 24.7 | 23.9 | 20.1 | 35.6 | 23.9 | 21.9 | 25.4 | 23.4 | 24.0 | 22.5 | 29.5 | 21.3 | 15.4 | 19.1 | 5.0 |
| <i>Item 13120 Subject A11c</i> | <i>N</i> 1923 | 868 | 1004 | 1277 | 188 | 310 | 514 | 678 | 421 | 1526 | 378 | 860 | 434 | 214 | 352 | 36 |

| QUESTIONNAIRE FORM 5 2002 | TOTAL | SEX | | RACE | | REGION | | | | COLLEGE PLANS? | | ILLICIT DRUG USE: LIFETIME | | | | |
|--|---------------|------------|-------------|-------------|------------|------------|------------|------------|------------|-------------------|------------|----------------------------|------------------------|--------------|---------------|--------------------|
| | | M | F | White | Black | NE | NC | S | W | Yes | No | None | Mari- juana Only | Few Pills | More Pills | Any Her- oin |
| <i>N (Weighted No. of Cases):</i> | 2267 | 1025 | 1118 | 1409 | 244 | 440 | 567 | 766 | 495 | 1679 | 443 | 1015 | 501 | 231 | 395 | 40 |
| <i>% of Weighted Total:</i> | 100.0 | 45.2 | 49.3 | 62.2 | 10.8 | 19.4 | 25.0 | 33.8 | 21.8 | 74.1 | 19.6 | 44.8 | 22.1 | 10.2 | 17.4 | 1.7 |
| E01H: . . . more weak-willed than average | | | | | | | | | | | | | | | | |
| 1. No | 32.2 | 38.5 | 25.8 | 33.6 | 29.3 | 38.0 | 34.7 | 28.1 | 31.6 | 30.8 | 38.2 | 19.4 | 39.0 | 42.5 | 46.5 | 58.1 |
| 2. Yes | 44.6 | 37.3 | 51.2 | 46.1 | 39.6 | 38.5 | 44.5 | 46.7 | 45.9 | 45.4 | 42.2 | 51.4 | 40.6 | 40.8 | 36.9 | 31.3 |
| 3. Not sure, no opinion | 23.2 | 24.2 | 23.1 | 20.3 | 31.1 | 23.5 | 20.8 | 25.2 | 22.5 | 23.9 | 19.6 | 29.2 | 20.4 | 16.7 | 16.7 | 10.6 |
| <i>Item 13130 Subject A11c</i> | <i>N 1920</i> | <i>866</i> | <i>1006</i> | <i>1276</i> | <i>188</i> | <i>312</i> | <i>513</i> | <i>678</i> | <i>418</i> | <i>1523</i> | <i>379</i> | <i>861</i> | <i>433</i> | <i>211</i> | <i>352</i> | <i>36</i> |
| E01I: . . . more criminal than average | | | | | | | | | | | | | | | | |
| 1. No | 33.8 | 37.7 | 29.3 | 35.3 | 25.7 | 39.4 | 33.6 | 31.0 | 34.6 | 32.5 | 38.7 | 18.7 | 41.3 | 45.0 | 53.1 | 59.0 |
| 2. Yes | 45.6 | 42.1 | 49.2 | 48.3 | 44.1 | 38.5 | 49.2 | 48.5 | 41.8 | 46.0 | 45.2 | 54.8 | 43.0 | 39.9 | 30.7 | 41.0 |
| 3. Not sure, no opinion | 20.5 | 20.2 | 21.5 | 16.5 | 30.2 | 22.0 | 17.2 | 20.5 | 23.6 | 21.5 | 16.1 | 26.5 | 15.7 | 15.1 | 16.1 | - |
| <i>Item 13140 Subject A11c</i> | <i>N 1923</i> | <i>867</i> | <i>1006</i> | <i>1276</i> | <i>188</i> | <i>312</i> | <i>513</i> | <i>678</i> | <i>420</i> | <i>1524</i> | <i>380</i> | <i>862</i> | <i>433</i> | <i>214</i> | <i>352</i> | <i>36</i> |
| The next questions are similar, but ask about illegal drugs other than marijuana—like psychedelics, barbiturates, narcotics, and amphetamines. | | | | | | | | | | | | | | | | |
| E02: Do YOU think that people who use illegal drugs (other than marijuana) several times a week tend to be . . . | | | | | | | | | | | | | | | | |
| E02A: . . . more creative than average | | | | | | | | | | | | | | | | |
| 1. No | 60.2 | 56.1 | 63.6 | 62.4 | 51.3 | 58.0 | 62.5 | 58.3 | 62.0 | 61.1 | 56.8 | 64.1 | 61.5 | 65.1 | 50.3 | 29.3 |
| 2. Yes | 11.2 | 13.8 | 8.8 | 10.2 | 11.7 | 11.4 | 10.4 | 11.7 | 11.2 | 10.3 | 14.5 | 5.7 | 8.2 | 10.5 | 21.6 | 65.1 |
| 3. Not sure, no opinion | 28.6 | 30.1 | 27.6 | 27.4 | 37.0 | 30.6 | 27.1 | 30.0 | 26.8 | 28.5 | 28.8 | 30.2 | 30.3 | 24.4 | 28.1 | 5.6 |
| <i>Item 13330 Subject A11c</i> | <i>N 1901</i> | <i>859</i> | <i>994</i> | <i>1265</i> | <i>184</i> | <i>305</i> | <i>506</i> | <i>670</i> | <i>419</i> | <i>1504</i> | <i>376</i> | <i>852</i> | <i>425</i> | <i>213</i> | <i>347</i> | <i>36</i> |
| E02B: . . . less sensible than average | | | | | | | | | | | | | | | | |
| 1. No | 18.8 | 22.3 | 15.9 | 17.8 | 19.3 | 17.7 | 19.3 | 18.2 | 20.2 | 16.2 | 28.9 | 16.7 | 18.4 | 22.0 | 21.0 | 35.1 |
| 2. Yes | 54.6 | 48.2 | 59.9 | 58.2 | 45.0 | 56.3 | 54.5 | 54.4 | 53.7 | 57.6 | 42.9 | 55.7 | 53.4 | 53.1 | 53.6 | 61.5 |
| 3. Not sure, no opinion | 26.6 | 29.5 | 24.1 | 23.9 | 35.7 | 26.0 | 26.2 | 27.4 | 26.1 | 26.2 | 28.2 | 27.6 | 28.2 | 24.8 | 25.3 | 3.4 |
| <i>Item 13340 Subject A11c</i> | <i>N 1899</i> | <i>858</i> | <i>992</i> | <i>1262</i> | <i>184</i> | <i>303</i> | <i>506</i> | <i>671</i> | <i>420</i> | <i>1501</i> | <i>377</i> | <i>853</i> | <i>425</i> | <i>213</i> | <i>346</i> | <i>35</i> |
| E02C: . . . more interesting people than average | | | | | | | | | | | | | | | | |
| 1. No | 60.2 | 54.9 | 64.8 | 62.9 | 46.9 | 60.2 | 60.1 | 59.7 | 61.0 | 61.8 | 54.6 | 63.7 | 61.7 | 59.1 | 55.4 | 37.6 |
| 2. Yes | 12.2 | 14.5 | 9.7 | 11.4 | 14.1 | 12.2 | 11.9 | 11.3 | 14.0 | 10.5 | 18.1 | 8.1 | 9.0 | 15.1 | 18.1 | 58.0 |
| 3. Not sure, no opinion | 27.6 | 30.6 | 25.5 | 25.6 | 39.1 | 27.7 | 28.0 | 29.0 | 25.0 | 27.7 | 27.2 | 28.2 | 29.2 | 25.9 | 26.5 | 4.4 |
| <i>Item 13350 Subject A11c</i> | <i>N 1899</i> | <i>857</i> | <i>993</i> | <i>1262</i> | <i>184</i> | <i>305</i> | <i>505</i> | <i>669</i> | <i>420</i> | <i>1501</i> | <i>376</i> | <i>853</i> | <i>425</i> | <i>213</i> | <i>345</i> | <i>36</i> |
| E02D: . . . less hard-working than average | | | | | | | | | | | | | | | | |
| 1. No | 16.0 | 18.6 | 13.5 | 15.5 | 20.5 | 14.9 | 17.0 | 15.9 | 15.7 | 14.2 | 22.9 | 13.6 | 14.5 | 18.3 | 19.9 | 30.7 |
| 2. Yes | 57.5 | 51.8 | 62.6 | 60.3 | 44.2 | 57.5 | 57.0 | 56.5 | 59.9 | 59.1 | 51.5 | 57.6 | 58.5 | 59.5 | 56.3 | 59.4 |
| 3. Not sure, no opinion | 26.5 | 29.6 | 23.9 | 24.1 | 35.3 | 27.6 | 26.0 | 27.5 | 24.4 | 26.7 | 25.6 | 28.8 | 27.0 | 22.2 | 23.8 | 9.9 |
| <i>Item 13360 Subject A11c</i> | <i>N 1901</i> | <i>859</i> | <i>993</i> | <i>1265</i> | <i>183</i> | <i>306</i> | <i>506</i> | <i>671</i> | <i>419</i> | <i>1504</i> | <i>376</i> | <i>852</i> | <i>427</i> | <i>213</i> | <i>346</i> | <i>36</i> |
| E02E: . . . more independent than average | | | | | | | | | | | | | | | | |
| 1. No | 55.0 | 47.9 | 60.6 | 56.0 | 53.9 | 53.6 | 55.8 | 55.3 | 54.6 | 55.0 | 55.1 | 56.9 | 55.5 | 54.9 | 51.9 | 45.2 |
| 2. Yes | 15.5 | 19.3 | 12.5 | 16.4 | 8.3 | 15.7 | 14.3 | 13.9 | 19.5 | 15.7 | 15.3 | 11.8 | 15.3 | 19.1 | 19.2 | 47.8 |
| 3. Not sure, no opinion | 29.5 | 32.8 | 26.9 | 27.6 | 37.8 | 30.6 | 29.8 | 30.9 | 25.9 | 29.4 | 29.6 | 31.4 | 29.2 | 26.1 | 28.9 | 7.1 |
| <i>Item 13370 Subject A11c</i> | <i>N 1903</i> | <i>861</i> | <i>993</i> | <i>1265</i> | <i>185</i> | <i>306</i> | <i>506</i> | <i>672</i> | <i>420</i> | <i>1505</i> | <i>376</i> | <i>852</i> | <i>427</i> | <i>213</i> | <i>346</i> | <i>36</i> |
| E02F: . . . more emotionally unstable than average | | | | | | | | | | | | | | | | |
| 1. No | 15.7 | 18.5 | 13.1 | 15.1 | 18.1 | 18.0 | 17.9 | 12.4 | 16.9 | 13.7 | 23.5 | 13.8 | 17.6 | 12.3 | 19.4 | 28.0 |
| 2. Yes | 58.2 | 50.7 | 64.9 | 61.4 | 45.3 | 54.8 | 55.2 | 61.5 | 59.1 | 60.9 | 48.3 | 59.8 | 54.8 | 63.5 | 55.1 | 72.0 |
| 3. Not sure, no opinion | 26.0 | 30.8 | 22.0 | 23.4 | 36.5 | 27.3 | 26.9 | 26.1 | 24.0 | 25.4 | 28.2 | 26.4 | 27.6 | 24.2 | 25.5 | - |
| <i>Item 13380 Subject A11c</i> | <i>N 1903</i> | <i>860</i> | <i>994</i> | <i>1265</i> | <i>185</i> | <i>306</i> | <i>506</i> | <i>675</i> | <i>417</i> | <i>1505</i> | <i>376</i> | <i>854</i> | <i>426</i> | <i>213</i> | <i>346</i> | <i>35</i> |
| E02G: . . . more concerned about other people than average | | | | | | | | | | | | | | | | |
| 1. No | 62.3 | 58.4 | 65.5 | 65.7 | 50.2 | 62.1 | 62.0 | 62.3 | 63.0 | 64.1 | 55.3 | 64.2 | 61.1 | 64.3 | 61.2 | 56.2 |
| 2. Yes | 7.7 | 7.6 | 7.6 | 6.9 | 9.4 | 8.3 | 6.8 | 7.1 | 9.3 | 6.2 | 13.9 | 4.4 | 9.2 | 6.3 | 10.0 | 35.6 |
| 3. Not sure, no opinion | 30.0 | 34.1 | 26.9 | 27.4 | 40.4 | 29.6 | 31.2 | 30.6 | 27.7 | 29.8 | 30.8 | 31.3 | 29.8 | 29.4 | 28.8 | 8.3 |
| <i>Item 13390 Subject A11c</i> | <i>N 1897</i> | <i>858</i> | <i>991</i> | <i>1262</i> | <i>183</i> | <i>303</i> | <i>504</i> | <i>670</i> | <i>420</i> | <i>1500</i> | <i>377</i> | <i>849</i> | <i>425</i> | <i>212</i> | <i>346</i> | <i>36</i> |

| QUESTIONNAIRE FORM 5 2002 | TOTAL | SEX | | RACE | | REGION | | | | COLLEGE PLANS? | | ILLICIT DRUG USE: LIFETIME | | | | |
|--|---------------|------------|-------------|-------------|------------|------------|------------|------------|------------|-------------------|------------|----------------------------|------------------------|--------------|---------------|--------------------|
| | | M | F | White | Black | NE | NC | S | W | Yes | No | None | Mari- juana Only | Few Pills | More Pills | Any Her- oin |
| <i>N (Weighted No. of Cases):</i> | 2267 | 1025 | 1118 | 1409 | 244 | 440 | 567 | 766 | 495 | 1679 | 443 | 1015 | 501 | 231 | 395 | 40 |
| <i>% of Weighted Total:</i> | 100.0 | 45.2 | 49.3 | 62.2 | 10.8 | 19.4 | 25.0 | 33.8 | 21.8 | 74.1 | 19.6 | 44.8 | 22.1 | 10.2 | 17.4 | 1.7 |
| E02H: . . . more weak-willed than average | | | | | | | | | | | | | | | | |
| 1. No | 17.0 | 18.8 | 15.2 | 17.2 | 14.6 | 20.5 | 20.1 | 14.9 | 14.2 | 15.4 | 23.6 | 14.0 | 18.5 | 15.2 | 21.1 | 46.8 |
| 2. Yes | 54.4 | 49.4 | 58.7 | 56.3 | 47.8 | 52.0 | 51.8 | 54.7 | 58.9 | 56.2 | 47.6 | 56.5 | 51.0 | 57.7 | 53.4 | 45.8 |
| 3. Not sure, no opinion | 28.6 | 31.7 | 26.1 | 26.5 | 37.5 | 27.5 | 28.0 | 30.5 | 26.9 | 28.4 | 28.8 | 29.6 | 30.5 | 27.2 | 25.5 | 7.3 |
| <i>Item 13400 Subject A11c</i> | <i>N 1901</i> | <i>861</i> | <i>991</i> | <i>1265</i> | <i>185</i> | <i>303</i> | <i>506</i> | <i>672</i> | <i>420</i> | <i>1503</i> | <i>377</i> | <i>850</i> | <i>427</i> | <i>213</i> | <i>346</i> | <i>36</i> |
| E02I: . . . more criminal than average | | | | | | | | | | | | | | | | |
| 1. No | 15.6 | 16.0 | 14.6 | 15.3 | 15.2 | 16.9 | 15.5 | 15.8 | 14.1 | 14.2 | 20.8 | 12.1 | 15.1 | 17.0 | 22.4 | 27.6 |
| 2. Yes | 57.0 | 54.0 | 59.8 | 60.2 | 47.9 | 52.6 | 57.6 | 57.3 | 58.7 | 58.2 | 52.0 | 59.8 | 56.7 | 58.5 | 50.2 | 60.8 |
| 3. Not sure, no opinion | 27.5 | 30.0 | 25.6 | 24.5 | 37.0 | 30.5 | 26.8 | 26.9 | 27.2 | 27.6 | 27.2 | 28.1 | 28.2 | 24.5 | 27.4 | 11.6 |
| <i>Item 13410 Subject A11c</i> | <i>N 1898</i> | <i>859</i> | <i>991</i> | <i>1264</i> | <i>184</i> | <i>301</i> | <i>506</i> | <i>672</i> | <i>419</i> | <i>1501</i> | <i>376</i> | <i>851</i> | <i>426</i> | <i>213</i> | <i>346</i> | <i>34</i> |
| The next few questions ask how YOU view cigarette smoking. | | | | | | | | | | | | | | | | |
| E03: In my opinion, when a guy my age is smoking a cigarette, it makes him look . . . | | | | | | | | | | | | | | | | |
| E03A: Cool, calm, in-control | | | | | | | | | | | | | | | | |
| 1. Disagree | 64.6 | 61.4 | 67.5 | 64.8 | 67.5 | 63.0 | 58.3 | 68.8 | 66.6 | 67.1 | 54.7 | 80.7 | 54.6 | 54.4 | 48.2 | 37.0 |
| 2. Mostly disagree | 9.5 | 9.6 | 9.2 | 9.1 | 6.1 | 11.0 | 11.8 | 7.3 | 9.1 | 9.7 | 8.5 | 7.0 | 13.1 | 13.9 | 8.8 | 7.7 |
| 3. Neither | 20.4 | 23.8 | 17.6 | 21.2 | 18.6 | 19.5 | 23.7 | 19.6 | 18.0 | 18.1 | 29.5 | 10.1 | 25.1 | 22.6 | 33.8 | 46.2 |
| 4. Mostly agree | 3.5 | 2.8 | 3.8 | 3.5 | 2.2 | 2.9 | 4.6 | 2.5 | 4.2 | 3.2 | 4.6 | 1.2 | 3.1 | 7.9 | 7.1 | 3.8 |
| 5. Agree | 2.1 | 2.3 | 1.9 | 1.5 | 5.6 | 3.5 | 1.5 | 1.8 | 2.1 | 2.0 | 2.6 | 1.0 | 4.0 | 1.1 | 2.2 | 5.3 |
| <i>Item 20880 Subject A11c</i> | <i>N 1897</i> | <i>850</i> | <i>1000</i> | <i>1265</i> | <i>182</i> | <i>304</i> | <i>509</i> | <i>668</i> | <i>416</i> | <i>1500</i> | <i>378</i> | <i>854</i> | <i>430</i> | <i>211</i> | <i>341</i> | <i>35</i> |
| E03B: Insecure | | | | | | | | | | | | | | | | |
| 1. Disagree | 18.9 | 21.6 | 16.2 | 19.0 | 19.2 | 22.6 | 19.5 | 17.6 | 17.4 | 16.8 | 27.2 | 13.5 | 19.5 | 26.3 | 25.9 | 17.9 |
| 2. Mostly disagree | 6.9 | 7.1 | 6.8 | 7.4 | 4.7 | 10.7 | 7.3 | 5.0 | 6.8 | 6.7 | 7.9 | 4.9 | 8.5 | 10.9 | 7.3 | 9.5 |
| 3. Neither | 34.0 | 33.7 | 34.4 | 32.6 | 36.5 | 32.6 | 35.1 | 34.6 | 32.8 | 33.1 | 37.6 | 27.9 | 38.4 | 37.5 | 38.9 | 47.4 |
| 4. Mostly agree | 18.3 | 18.8 | 18.3 | 19.9 | 11.1 | 15.0 | 20.7 | 16.2 | 21.2 | 20.1 | 11.8 | 22.3 | 16.1 | 17.0 | 14.0 | 7.1 |
| 5. Agree | 21.9 | 18.8 | 24.2 | 21.1 | 28.6 | 19.1 | 17.4 | 26.7 | 21.9 | 23.4 | 15.5 | 31.3 | 17.5 | 8.4 | 13.9 | 18.1 |
| <i>Item 20890 Subject A11c</i> | <i>N 1890</i> | <i>847</i> | <i>996</i> | <i>1266</i> | <i>180</i> | <i>303</i> | <i>509</i> | <i>666</i> | <i>412</i> | <i>1498</i> | <i>373</i> | <i>849</i> | <i>431</i> | <i>211</i> | <i>341</i> | <i>34</i> |
| E03C: Rugged, tough, independent | | | | | | | | | | | | | | | | |
| 1. Disagree | 55.9 | 54.7 | 56.7 | 55.5 | 56.0 | 61.0 | 48.5 | 56.5 | 60.2 | 58.1 | 46.5 | 68.8 | 50.5 | 45.1 | 40.5 | 40.5 |
| 2. Mostly disagree | 9.4 | 11.2 | 7.9 | 10.3 | 6.3 | 8.4 | 13.0 | 8.6 | 6.7 | 9.6 | 8.9 | 8.4 | 9.7 | 13.2 | 9.5 | 5.3 |
| 3. Neither | 25.2 | 27.4 | 23.8 | 24.8 | 27.1 | 23.3 | 27.4 | 25.0 | 24.3 | 23.6 | 31.9 | 16.8 | 30.3 | 28.3 | 34.9 | 44.6 |
| 4. Mostly agree | 5.8 | 3.3 | 7.5 | 5.6 | 3.2 | 4.0 | 7.6 | 5.8 | 4.9 | 5.5 | 7.0 | 3.9 | 5.4 | 7.4 | 9.5 | 8.0 |
| 5. Agree | 3.8 | 3.4 | 4.1 | 3.8 | 7.5 | 3.3 | 3.4 | 4.1 | 3.9 | 3.3 | 5.7 | 2.1 | 4.0 | 6.1 | 5.7 | 1.6 |
| <i>Item 20900 Subject A11c</i> | <i>N 1889</i> | <i>845</i> | <i>996</i> | <i>1263</i> | <i>179</i> | <i>301</i> | <i>509</i> | <i>666</i> | <i>413</i> | <i>1499</i> | <i>371</i> | <i>848</i> | <i>430</i> | <i>210</i> | <i>341</i> | <i>35</i> |
| E03D: Conforming | | | | | | | | | | | | | | | | |
| 1. Disagree | 35.7 | 35.9 | 35.2 | 32.0 | 49.6 | 41.7 | 30.2 | 36.5 | 37.0 | 35.6 | 36.8 | 41.6 | 32.5 | 36.2 | 27.9 | 24.5 |
| 2. Mostly disagree | 7.4 | 8.9 | 5.9 | 8.2 | 4.9 | 7.1 | 8.8 | 6.7 | 6.9 | 7.5 | 6.7 | 6.4 | 8.7 | 5.6 | 7.5 | 10.4 |
| 3. Neither | 35.7 | 34.4 | 37.3 | 36.1 | 31.2 | 30.0 | 39.2 | 35.1 | 36.4 | 33.3 | 45.5 | 26.4 | 40.7 | 38.7 | 48.1 | 52.5 |
| 4. Mostly agree | 11.8 | 12.1 | 11.6 | 12.6 | 6.5 | 11.5 | 12.4 | 12.7 | 9.9 | 13.5 | 5.3 | 13.1 | 10.8 | 14.0 | 10.2 | 5.5 |
| 5. Agree | 9.4 | 8.7 | 10.1 | 11.1 | 7.8 | 9.7 | 9.4 | 9.0 | 9.8 | 10.2 | 5.6 | 12.5 | 7.3 | 5.4 | 6.3 | 7.1 |
| <i>Item 20910 Subject A11c</i> | <i>N 1878</i> | <i>845</i> | <i>986</i> | <i>1253</i> | <i>180</i> | <i>297</i> | <i>505</i> | <i>661</i> | <i>415</i> | <i>1487</i> | <i>372</i> | <i>839</i> | <i>428</i> | <i>211</i> | <i>339</i> | <i>35</i> |
| E03E: Mature, sophisticated | | | | | | | | | | | | | | | | |
| 1. Disagree | 62.7 | 58.3 | 66.1 | 63.2 | 64.2 | 63.3 | 59.4 | 64.8 | 62.9 | 64.9 | 54.2 | 77.6 | 56.8 | 54.9 | 44.1 | 36.5 |
| 2. Mostly disagree | 9.3 | 10.8 | 8.4 | 9.5 | 5.7 | 10.9 | 9.8 | 8.6 | 8.5 | 10.0 | 6.8 | 7.7 | 9.8 | 14.4 | 9.9 | 3.5 |
| 3. Neither | 24.1 | 26.5 | 22.3 | 23.6 | 24.4 | 21.0 | 27.0 | 23.0 | 24.5 | 21.5 | 33.9 | 12.9 | 30.7 | 26.3 | 38.3 | 55.4 |
| 4. Mostly agree | 2.5 | 2.6 | 2.2 | 2.6 | 2.3 | 2.2 | 2.9 | 2.8 | 1.7 | 2.2 | 3.6 | 1.2 | 1.5 | 2.9 | 5.7 | 3.9 |
| 5. Agree | 1.5 | 1.9 | 1.0 | 1.0 | 3.4 | 2.6 | 0.9 | 0.8 | 2.4 | 1.4 | 1.5 | 0.7 | 1.2 | 1.4 | 2.0 | 0.7 |
| <i>Item 20920 Subject A11c</i> | <i>N 1882</i> | <i>845</i> | <i>989</i> | <i>1256</i> | <i>179</i> | <i>299</i> | <i>507</i> | <i>663</i> | <i>413</i> | <i>1493</i> | <i>370</i> | <i>843</i> | <i>427</i> | <i>212</i> | <i>338</i> | <i>35</i> |
| E03F: Like he's TRYING to appear mature and sophisticated | | | | | | | | | | | | | | | | |
| 1. Disagree | 16.6 | 18.2 | 14.5 | 14.1 | 27.3 | 20.1 | 15.2 | 15.7 | 17.4 | 14.9 | 23.2 | 15.4 | 18.8 | 17.6 | 16.8 | 10.6 |
| 2. Mostly disagree | 4.9 | 6.2 | 3.6 | 4.5 | 6.7 | 4.0 | 6.6 | 4.0 | 4.8 | 4.8 | 5.5 | 3.0 | 7.3 | 7.0 | 4.4 | 8.9 |
| 3. Neither | 24.8 | 27.0 | 23.4 | 25.5 | 17.8 | 26.5 | 25.7 | 23.2 | 25.0 | 23.4 | 30.7 | 15.6 | 31.2 | 23.0 | 36.7 | 53.6 |
| 4. Mostly agree | 22.2 | 21.9 | 22.6 | 23.3 | 17.9 | 17.4 | 22.2 | 23.8 | 23.2 | 23.9 | 15.7 | 23.9 | 20.7 | 24.5 | 20.5 | 8.0 |
| 5. Agree | 31.5 | 26.6 | 35.9 | 32.6 | 30.4 | 32.0 | 30.3 | 33.3 | 29.6 | 33.1 | 24.9 | 42.1 | 22.0 | 27.8 | 21.7 | 19.0 |
| <i>Item 20930 Subject A11c</i> | <i>N 1881</i> | <i>848</i> | <i>985</i> | <i>1255</i> | <i>180</i> | <i>299</i> | <i>506</i> | <i>662</i> | <i>413</i> | <i>1491</i> | <i>371</i> | <i>842</i> | <i>428</i> | <i>211</i> | <i>338</i> | <i>35</i> |

| QUESTIONNAIRE FORM 5 2002 | TOTAL | SEX | | RACE | | REGION | | | | COLLEGE PLANS? | | ILLICIT DRUG USE: LIFETIME | | | | | |
|---|----------|-------------|------------|------------|-------------|------------|------------|------------|------------|-------------------|-------------|----------------------------|------------------------|--------------|---------------|--------------------|-----------|
| | | M | F | White | Black | NE | NC | S | W | Yes | No | None | Mari- juana Only | Few Pills | More Pills | Any Her- oin | |
| <i>N (Weighted No. of Cases):</i> | 2267 | 1025 | 1118 | 1409 | 244 | 440 | 567 | 766 | 495 | 1679 | 443 | 1015 | 501 | 231 | 395 | 40 | |
| <i>% of Weighted Total:</i> | 100.0 | 45.2 | 49.3 | 62.2 | 10.8 | 19.4 | 25.0 | 33.8 | 21.8 | 74.1 | 19.6 | 44.8 | 22.1 | 10.2 | 17.4 | 1.7 | |
| E04: In my opinion, when a girl my age is smoking a cigarette, it makes her look . . . | | | | | | | | | | | | | | | | | |
| E04A: Cool, calm, in-control | | | | | | | | | | | | | | | | | |
| 1. Disagree | 69.0 | 67.2 | 70.7 | 68.2 | 70.5 | 68.2 | 62.7 | 71.8 | 72.5 | 72.3 | 56.7 | 84.3 | 59.8 | 61.9 | 54.1 | 27.9 | |
| 2. Mostly disagree | 6.5 | 6.8 | 6.3 | 6.8 | 4.7 | 7.3 | 8.7 | 5.1 | 5.7 | 6.6 | 6.0 | 4.2 | 9.3 | 10.0 | 6.4 | 4.9 | |
| 3. Neither | 19.9 | 21.6 | 18.4 | 20.4 | 18.9 | 17.0 | 24.0 | 19.5 | 17.4 | 17.0 | 30.6 | 9.8 | 25.0 | 19.4 | 33.5 | 57.9 | |
| 4. Mostly agree | 3.2 | 3.1 | 3.0 | 3.6 | 2.1 | 4.7 | 3.8 | 2.4 | 2.6 | 2.8 | 4.6 | 1.2 | 3.1 | 7.9 | 4.3 | 8.6 | |
| 5. Agree | 1.4 | 1.3 | 1.6 | 1.1 | 3.7 | 2.8 | 0.7 | 1.2 | 1.7 | 1.3 | 2.1 | 0.6 | 2.9 | 0.7 | 1.7 | 0.6 | |
| <i>Item 20940 Subject A11c</i> | <i>N</i> | <i>1880</i> | <i>843</i> | <i>988</i> | <i>1255</i> | <i>179</i> | <i>297</i> | <i>506</i> | <i>664</i> | <i>412</i> | <i>1488</i> | <i>370</i> | <i>842</i> | <i>427</i> | <i>212</i> | <i>336</i> | <i>35</i> |
| E04B: Insecure | | | | | | | | | | | | | | | | | |
| 1. Disagree | 19.0 | 20.7 | 16.9 | 17.2 | 26.6 | 24.0 | 17.8 | 17.4 | 19.4 | 17.5 | 24.8 | 17.4 | 19.3 | 24.4 | 19.6 | 8.4 | |
| 2. Mostly disagree | 5.1 | 5.4 | 4.8 | 5.6 | 1.3 | 8.4 | 5.8 | 3.2 | 5.1 | 5.0 | 5.4 | 3.9 | 6.2 | 4.3 | 6.6 | 11.6 | |
| 3. Neither | 29.2 | 30.2 | 28.5 | 29.4 | 27.1 | 26.0 | 32.4 | 29.2 | 27.6 | 27.0 | 37.8 | 20.2 | 37.2 | 26.9 | 38.7 | 58.8 | |
| 4. Mostly agree | 15.2 | 14.9 | 16.0 | 16.6 | 7.0 | 13.8 | 16.3 | 14.0 | 16.9 | 16.6 | 10.3 | 14.8 | 12.9 | 27.3 | 13.6 | 2.5 | |
| 5. Agree | 31.4 | 28.8 | 33.7 | 31.2 | 38.0 | 27.8 | 27.7 | 36.1 | 31.0 | 33.9 | 21.7 | 43.7 | 24.4 | 17.1 | 21.5 | 18.7 | |
| <i>Item 20950 Subject A11c</i> | <i>N</i> | <i>1877</i> | <i>842</i> | <i>986</i> | <i>1254</i> | <i>178</i> | <i>297</i> | <i>506</i> | <i>662</i> | <i>412</i> | <i>1486</i> | <i>369</i> | <i>842</i> | <i>426</i> | <i>212</i> | <i>335</i> | <i>35</i> |
| E04C: Independent and liberated | | | | | | | | | | | | | | | | | |
| 1. Disagree | 59.2 | 58.1 | 60.1 | 57.8 | 66.7 | 60.3 | 51.1 | 62.6 | 62.9 | 61.4 | 50.9 | 73.1 | 51.5 | 51.5 | 44.2 | 27.9 | |
| 2. Mostly disagree | 9.4 | 9.5 | 9.7 | 10.4 | 5.6 | 9.8 | 12.4 | 7.9 | 8.1 | 9.8 | 7.9 | 9.2 | 9.9 | 13.8 | 7.4 | 1.1 | |
| 3. Neither | 23.5 | 25.6 | 21.5 | 23.9 | 22.6 | 21.9 | 27.3 | 22.4 | 21.7 | 21.0 | 33.4 | 13.3 | 30.8 | 24.4 | 35.2 | 58.8 | |
| 4. Mostly agree | 4.7 | 4.0 | 5.3 | 5.3 | 1.1 | 4.5 | 6.2 | 4.7 | 3.1 | 4.8 | 4.2 | 2.8 | 3.6 | 7.3 | 8.1 | 10.6 | |
| 5. Agree | 3.1 | 2.8 | 3.5 | 2.6 | 4.1 | 3.4 | 2.9 | 2.4 | 4.3 | 3.0 | 3.6 | 1.7 | 4.1 | 3.0 | 5.2 | 1.6 | |
| <i>Item 20960 Subject A11c</i> | <i>N</i> | <i>1872</i> | <i>839</i> | <i>986</i> | <i>1251</i> | <i>176</i> | <i>296</i> | <i>505</i> | <i>661</i> | <i>411</i> | <i>1481</i> | <i>369</i> | <i>842</i> | <i>423</i> | <i>211</i> | <i>335</i> | <i>35</i> |
| E04D: Conforming | | | | | | | | | | | | | | | | | |
| 1. Disagree | 38.8 | 40.7 | 36.8 | 35.7 | 56.6 | 40.8 | 33.2 | 41.8 | 39.2 | 38.2 | 41.7 | 42.5 | 36.0 | 40.1 | 35.5 | 18.4 | |
| 2. Mostly disagree | 6.8 | 7.4 | 6.4 | 6.9 | 5.2 | 8.7 | 7.5 | 6.0 | 5.9 | 6.6 | 7.6 | 6.1 | 7.0 | 6.3 | 8.0 | 5.6 | |
| 3. Neither | 32.4 | 30.6 | 33.9 | 32.4 | 30.1 | 27.3 | 36.1 | 31.3 | 33.4 | 30.6 | 39.5 | 24.6 | 39.9 | 30.1 | 40.1 | 62.4 | |
| 4. Mostly agree | 10.1 | 11.0 | 9.6 | 11.2 | 1.7 | 9.5 | 10.6 | 10.0 | 10.2 | 11.4 | 5.6 | 10.1 | 9.3 | 15.0 | 8.9 | 9.7 | |
| 5. Agree | 11.9 | 10.3 | 13.2 | 13.8 | 6.4 | 13.8 | 12.6 | 10.8 | 11.2 | 13.3 | 5.6 | 16.7 | 7.9 | 8.5 | 7.5 | 3.9 | |
| <i>Item 20970 Subject A11c</i> | <i>N</i> | <i>1865</i> | <i>838</i> | <i>980</i> | <i>1248</i> | <i>179</i> | <i>295</i> | <i>501</i> | <i>661</i> | <i>409</i> | <i>1477</i> | <i>366</i> | <i>835</i> | <i>424</i> | <i>211</i> | <i>335</i> | <i>33</i> |
| E04E: Mature, sophisticated | | | | | | | | | | | | | | | | | |
| 1. Disagree | 65.7 | 63.0 | 68.0 | 66.1 | 66.5 | 66.8 | 61.6 | 67.5 | 67.3 | 68.2 | 56.1 | 79.7 | 59.1 | 60.8 | 48.8 | 30.7 | |
| 2. Mostly disagree | 8.7 | 10.2 | 7.8 | 9.0 | 5.9 | 8.3 | 10.6 | 7.9 | 8.1 | 9.1 | 7.2 | 6.3 | 8.2 | 14.2 | 10.8 | 9.8 | |
| 3. Neither | 21.8 | 23.5 | 20.3 | 21.3 | 23.2 | 19.7 | 24.8 | 21.0 | 21.2 | 19.3 | 31.7 | 11.8 | 29.9 | 20.1 | 34.3 | 51.2 | |
| 4. Mostly agree | 2.1 | 1.5 | 2.3 | 2.2 | 2.2 | 2.0 | 2.5 | 2.3 | 1.1 | 1.8 | 3.0 | 1.2 | 1.7 | 2.6 | 3.6 | 7.6 | |
| 5. Agree | 1.6 | 1.8 | 1.6 | 1.4 | 2.3 | 3.1 | 0.6 | 1.3 | 2.4 | 1.6 | 2.1 | 1.0 | 1.1 | 2.3 | 2.5 | 0.7 | |
| <i>Item 20980 Subject A11c</i> | <i>N</i> | <i>1862</i> | <i>838</i> | <i>979</i> | <i>1246</i> | <i>177</i> | <i>296</i> | <i>500</i> | <i>660</i> | <i>406</i> | <i>1476</i> | <i>365</i> | <i>837</i> | <i>424</i> | <i>208</i> | <i>333</i> | <i>33</i> |
| E04F: Like she's TRYING to appear mature and sophisticated | | | | | | | | | | | | | | | | | |
| 1. Disagree | 16.9 | 16.4 | 16.6 | 15.0 | 26.7 | 21.1 | 15.7 | 15.9 | 16.7 | 14.9 | 24.9 | 16.8 | 18.6 | 18.0 | 14.9 | 3.6 | |
| 2. Mostly disagree | 4.4 | 5.3 | 3.3 | 4.4 | 5.8 | 5.6 | 5.0 | 3.5 | 4.2 | 4.4 | 3.7 | 2.9 | 5.1 | 6.9 | 4.7 | 7.6 | |
| 3. Neither | 22.5 | 26.2 | 19.3 | 21.9 | 20.2 | 20.6 | 24.8 | 21.5 | 22.6 | 20.5 | 29.9 | 13.2 | 29.2 | 21.0 | 32.5 | 63.4 | |
| 4. Mostly agree | 18.9 | 18.3 | 19.6 | 20.9 | 10.1 | 16.0 | 21.6 | 16.9 | 21.1 | 20.5 | 13.4 | 20.4 | 18.9 | 17.1 | 18.0 | 4.3 | |
| 5. Agree | 37.4 | 33.8 | 41.1 | 37.8 | 37.2 | 36.7 | 32.9 | 42.2 | 35.5 | 39.7 | 28.2 | 46.7 | 28.1 | 37.1 | 29.9 | 21.1 | |
| <i>Item 20990 Subject A11c</i> | <i>N</i> | <i>1856</i> | <i>837</i> | <i>974</i> | <i>1241</i> | <i>177</i> | <i>294</i> | <i>497</i> | <i>659</i> | <i>406</i> | <i>1473</i> | <i>362</i> | <i>833</i> | <i>422</i> | <i>205</i> | <i>335</i> | <i>33</i> |
| E05: Do you agree or disagree . . . | | | | | | | | | | | | | | | | | |
| E05A: Smokers know how to enjoy life more than non-smokers | | | | | | | | | | | | | | | | | |
| 1. Disagree | 72.4 | 68.2 | 75.8 | 71.9 | 70.9 | 69.6 | 70.5 | 72.2 | 77.3 | 75.4 | 60.4 | 82.5 | 69.7 | 66.1 | 60.0 | 34.3 | |
| 2. Mostly disagree | 8.8 | 9.1 | 8.5 | 9.7 | 7.0 | 13.2 | 11.2 | 7.0 | 5.6 | 9.2 | 7.7 | 6.2 | 11.2 | 8.4 | 11.0 | 14.7 | |
| 3. Neither | 14.7 | 17.5 | 12.6 | 14.8 | 16.1 | 11.9 | 14.1 | 17.1 | 13.4 | 12.2 | 24.5 | 8.7 | 15.2 | 20.3 | 24.5 | 30.6 | |
| 4. Mostly agree | 2.4 | 2.9 | 2.0 | 2.2 | 5.0 | 0.3 | 2.7 | 3.1 | 2.3 | 1.8 | 4.5 | 1.1 | 3.2 | 3.5 | 2.3 | 12.2 | |
| 5. Agree | 1.7 | 2.3 | 1.1 | 1.4 | 1.0 | 5.1 | 1.5 | 0.5 | 1.5 | 1.4 | 2.9 | 1.5 | 0.7 | 1.7 | 2.3 | 8.1 | |
| <i>Item 21000 Subject A11c</i> | <i>N</i> | <i>1867</i> | <i>841</i> | <i>980</i> | <i>1247</i> | <i>179</i> | <i>296</i> | <i>499</i> | <i>662</i> | <i>411</i> | <i>1481</i> | <i>366</i> | <i>834</i> | <i>423</i> | <i>212</i> | <i>337</i> | <i>33</i> |

DESCRIPTIVE RESULTS: 2002

215

| QUESTIONNAIRE FORM 5 2002 | TOTAL | SEX | | RACE | | REGION | | | | COLLEGE PLANS? | | ILLICIT DRUG USE: LIFETIME | | | | | |
|---|----------|-------------|------------|------------|-------------|------------|------------|------------|------------|-------------------|-------------|----------------------------|------------------------|--------------|---------------|--------------------|-----------|
| | | M | F | White | Black | NE | NC | S | W | Yes | No | None | Mari- juana Only | Few Pills | More Pills | Any Her- oin | |
| <i>N (Weighted No. of Cases):</i> | 2267 | 1025 | 1118 | 1409 | 244 | 440 | 567 | 766 | 495 | 1679 | 443 | 1015 | 501 | 231 | 395 | 40 | |
| <i>% of Weighted Total:</i> | 100.0 | 45.2 | 49.3 | 62.2 | 10.8 | 19.4 | 25.0 | 33.8 | 21.8 | 74.1 | 19.6 | 44.8 | 22.1 | 10.2 | 17.4 | 1.7 | |
| E05B: I prefer to date people who don't smoke | | | | | | | | | | | | | | | | | |
| 1. Disagree | 6.8 | 8.0 | 5.4 | 6.7 | 8.6 | 10.1 | 7.3 | 4.3 | 8.0 | 5.7 | 10.5 | 5.3 | 5.8 | 7.4 | 10.1 | 9.1 | |
| 2. Mostly disagree | 4.0 | 3.8 | 4.2 | 4.2 | 3.3 | 3.5 | 5.7 | 3.5 | 3.1 | 2.9 | 8.8 | 1.0 | 7.7 | 2.4 | 5.7 | 21.5 | |
| 3. Neither | 16.9 | 15.3 | 18.0 | 17.2 | 17.2 | 14.1 | 19.4 | 18.8 | 12.9 | 15.9 | 20.9 | 8.3 | 17.7 | 21.6 | 30.3 | 54.2 | |
| 4. Mostly agree | 11.3 | 10.9 | 11.8 | 12.2 | 4.9 | 10.9 | 13.0 | 10.4 | 11.1 | 11.2 | 11.8 | 7.0 | 14.4 | 22.0 | 11.4 | 5.1 | |
| 5. Agree | 60.9 | 61.9 | 60.6 | 59.7 | 66.1 | 61.3 | 54.7 | 63.0 | 64.9 | 64.2 | 48.1 | 78.3 | 54.5 | 46.5 | 42.5 | 10.1 | |
| <i>Item 21010 Subject A11c</i> | <i>N</i> | <i>1858</i> | <i>840</i> | <i>974</i> | <i>1244</i> | <i>176</i> | <i>294</i> | <i>499</i> | <i>659</i> | <i>407</i> | <i>1475</i> | <i>363</i> | <i>835</i> | <i>418</i> | <i>208</i> | <i>337</i> | <i>32</i> |
| E05C: The harmful effects of cigarettes have been exaggerated | | | | | | | | | | | | | | | | | |
| 1. Disagree | 53.8 | 51.4 | 55.5 | 54.7 | 51.2 | 59.1 | 50.2 | 55.0 | 52.6 | 56.1 | 45.7 | 64.9 | 47.1 | 46.2 | 44.0 | 26.4 | |
| 2. Mostly disagree | 16.5 | 17.4 | 16.0 | 16.8 | 11.7 | 15.2 | 16.5 | 17.8 | 15.3 | 17.5 | 12.6 | 13.9 | 19.3 | 15.3 | 18.2 | 28.9 | |
| 3. Neither | 17.0 | 17.6 | 17.0 | 16.9 | 13.2 | 13.6 | 21.3 | 13.9 | 19.1 | 15.1 | 23.7 | 11.7 | 17.8 | 22.6 | 23.7 | 28.1 | |
| 4. Mostly agree | 7.1 | 8.0 | 6.0 | 7.3 | 7.2 | 5.8 | 7.7 | 6.5 | 8.1 | 6.7 | 7.9 | 3.9 | 9.1 | 12.2 | 8.9 | 10.6 | |
| 5. Agree | 5.6 | 5.6 | 5.5 | 4.2 | 16.7 | 6.3 | 4.4 | 6.8 | 4.9 | 4.6 | 10.0 | 5.7 | 6.8 | 3.7 | 5.1 | 6.0 | |
| <i>Item 21020 Subject A11c</i> | <i>N</i> | <i>1856</i> | <i>836</i> | <i>973</i> | <i>1243</i> | <i>174</i> | <i>294</i> | <i>498</i> | <i>657</i> | <i>407</i> | <i>1472</i> | <i>363</i> | <i>831</i> | <i>416</i> | <i>211</i> | <i>337</i> | <i>33</i> |
| E05D: I think that becoming a smoker reflects poor judgment | | | | | | | | | | | | | | | | | |
| 1. Disagree | 9.8 | 11.0 | 8.1 | 8.8 | 17.4 | 12.0 | 10.5 | 9.5 | 7.8 | 8.2 | 15.8 | 7.4 | 8.5 | 10.6 | 14.7 | 22.6 | |
| 2. Mostly disagree | 9.7 | 10.5 | 9.1 | 9.8 | 5.8 | 10.8 | 13.7 | 7.3 | 7.9 | 9.8 | 9.3 | 5.5 | 12.7 | 10.4 | 14.9 | 23.9 | |
| 3. Neither | 20.7 | 20.0 | 21.8 | 19.6 | 21.4 | 19.9 | 19.4 | 21.0 | 22.2 | 18.6 | 29.0 | 15.6 | 23.9 | 19.9 | 27.2 | 33.3 | |
| 4. Mostly agree | 18.5 | 19.1 | 18.2 | 18.3 | 13.5 | 17.7 | 18.4 | 18.0 | 20.0 | 18.8 | 17.6 | 15.6 | 20.8 | 28.6 | 18.6 | 4.9 | |
| 5. Agree | 41.3 | 39.4 | 42.8 | 43.5 | 41.9 | 39.6 | 38.0 | 44.2 | 41.9 | 44.6 | 28.4 | 55.9 | 34.1 | 30.6 | 24.6 | 15.2 | |
| <i>Item 21030 Subject A11c</i> | <i>N</i> | <i>1854</i> | <i>836</i> | <i>971</i> | <i>1241</i> | <i>175</i> | <i>293</i> | <i>499</i> | <i>656</i> | <i>406</i> | <i>1469</i> | <i>363</i> | <i>831</i> | <i>415</i> | <i>212</i> | <i>337</i> | <i>31</i> |
| E05E: I personally don't mind being around people who are smoking | | | | | | | | | | | | | | | | | |
| 1. Disagree | 35.1 | 32.4 | 36.9 | 34.2 | 45.7 | 32.5 | 30.7 | 38.1 | 37.7 | 36.3 | 29.9 | 52.8 | 25.0 | 15.3 | 19.2 | 8.0 | |
| 2. Mostly disagree | 13.7 | 13.3 | 14.3 | 13.2 | 9.1 | 15.1 | 11.5 | 13.1 | 16.5 | 15.5 | 7.3 | 15.9 | 13.9 | 17.7 | 5.9 | 9.9 | |
| 3. Neither | 16.1 | 18.8 | 14.0 | 14.9 | 20.4 | 13.5 | 16.5 | 15.3 | 18.9 | 15.1 | 20.4 | 12.7 | 19.1 | 19.7 | 17.6 | 38.4 | |
| 4. Mostly agree | 18.5 | 18.8 | 18.9 | 19.2 | 15.3 | 19.8 | 22.4 | 17.3 | 14.9 | 19.2 | 15.5 | 12.2 | 23.2 | 21.2 | 26.0 | 19.3 | |
| 5. Agree | 16.5 | 16.6 | 16.0 | 18.5 | 9.4 | 19.1 | 19.0 | 16.2 | 12.0 | 13.9 | 26.9 | 6.3 | 18.8 | 26.0 | 31.4 | 24.4 | |
| <i>Item 21040 Subject A11c</i> | <i>N</i> | <i>1856</i> | <i>838</i> | <i>972</i> | <i>1244</i> | <i>176</i> | <i>293</i> | <i>500</i> | <i>658</i> | <i>406</i> | <i>1473</i> | <i>363</i> | <i>834</i> | <i>418</i> | <i>211</i> | <i>337</i> | <i>30</i> |
| E05F: Smoking is a dirty habit | | | | | | | | | | | | | | | | | |
| 1. Disagree | 7.7 | 9.5 | 5.2 | 7.1 | 10.0 | 11.2 | 6.7 | 7.1 | 7.4 | 6.4 | 13.0 | 7.7 | 6.5 | 8.0 | 7.5 | 7.3 | |
| 2. Mostly disagree | 4.7 | 6.0 | 3.7 | 4.2 | 5.8 | 5.9 | 6.2 | 3.7 | 3.5 | 4.2 | 6.4 | 2.5 | 7.6 | 3.0 | 6.9 | 12.4 | |
| 3. Neither | 13.1 | 15.5 | 11.0 | 12.8 | 14.6 | 11.6 | 13.3 | 13.4 | 13.3 | 11.9 | 16.6 | 7.8 | 14.3 | 13.7 | 20.3 | 35.2 | |
| 4. Mostly agree | 15.9 | 17.0 | 15.2 | 16.2 | 10.2 | 16.5 | 17.5 | 14.9 | 15.0 | 16.3 | 14.8 | 11.0 | 17.6 | 24.5 | 20.9 | 15.0 | |
| 5. Agree | 58.6 | 52.0 | 64.9 | 59.7 | 59.5 | 54.7 | 56.2 | 60.9 | 60.8 | 61.1 | 49.2 | 71.0 | 54.0 | 50.8 | 44.3 | 30.1 | |
| <i>Item 21050 Subject A11c</i> | <i>N</i> | <i>1850</i> | <i>834</i> | <i>970</i> | <i>1238</i> | <i>176</i> | <i>293</i> | <i>497</i> | <i>655</i> | <i>405</i> | <i>1469</i> | <i>361</i> | <i>829</i> | <i>417</i> | <i>212</i> | <i>336</i> | <i>29</i> |
| E05G: I strongly dislike being near people who are smoking | | | | | | | | | | | | | | | | | |
| 1. Disagree | 19.8 | 20.0 | 18.8 | 20.5 | 16.8 | 19.2 | 22.9 | 19.2 | 17.5 | 17.2 | 30.6 | 11.0 | 21.0 | 26.3 | 31.3 | 41.4 | |
| 2. Mostly disagree | 12.9 | 15.1 | 11.2 | 13.1 | 6.5 | 14.1 | 14.6 | 12.4 | 11.0 | 13.5 | 10.4 | 8.5 | 17.1 | 13.1 | 18.6 | 16.5 | |
| 3. Neither | 19.8 | 22.4 | 17.6 | 19.4 | 20.3 | 20.1 | 20.2 | 19.5 | 19.6 | 18.9 | 22.7 | 15.7 | 21.4 | 23.0 | 25.2 | 31.5 | |
| 4. Mostly agree | 14.0 | 12.9 | 15.1 | 14.1 | 12.4 | 13.9 | 15.2 | 12.8 | 14.5 | 15.3 | 9.0 | 15.3 | 14.4 | 19.6 | 8.9 | - | |
| 5. Agree | 33.4 | 29.6 | 37.2 | 32.8 | 44.1 | 32.7 | 27.2 | 36.1 | 37.4 | 35.0 | 27.4 | 49.5 | 26.1 | 18.0 | 15.9 | 10.6 | |
| <i>Item 21055 Subject A11c</i> | <i>N</i> | <i>1854</i> | <i>838</i> | <i>969</i> | <i>1241</i> | <i>176</i> | <i>293</i> | <i>496</i> | <i>658</i> | <i>407</i> | <i>1475</i> | <i>359</i> | <i>832</i> | <i>414</i> | <i>211</i> | <i>336</i> | <i>33</i> |
| Lately there has been some attention paid to certain drugs, including "crack" (cocaine in chunks or rocks). | | | | | | | | | | | | | | | | | |
| E06: On how many occasions (if any) have you used "crack" cocaine? | | | | | | | | | | | | | | | | | |
| E06A: . . . in your lifetime? | | | | | | | | | | | | | | | | | |
| 1. 0 occasions | 95.1 | 94.6 | 95.9 | 96.1 | 98.1 | 95.6 | 95.0 | 96.2 | 93.3 | 96.4 | 90.6 | 100.0 | 100.0 | 93.2 | 85.3 | 36.1 | |
| 2. 1-2 | 2.2 | 2.4 | 1.8 | 1.8 | 1.2 | 0.7 | 1.7 | 2.0 | 4.4 | 2.0 | 3.2 | - | - | 5.7 | 5.6 | 23.1 | |
| 3. 3-5 | 0.6 | 0.6 | 0.6 | 0.5 | - | 0.5 | 0.6 | 0.4 | 1.0 | 0.3 | 1.5 | - | - | 1.1 | 1.5 | 13.1 | |
| 4. 6-9 | 0.7 | 0.8 | 0.6 | 0.7 | - | 1.1 | 1.4 | 0.3 | 0.2 | 0.2 | 2.6 | - | - | - | 3.6 | 4.3 | |
| 5. 10-19 | 0.3 | 0.3 | 0.1 | 0.1 | - | 0.4 | 0.3 | 0.1 | 0.4 | 0.2 | 0.2 | - | - | - | 0.8 | 2.1 | |
| 6. 20-39 occasions | 0.4 | 0.6 | 0.2 | 0.3 | 0.7 | 1.0 | 0.4 | 0.4 | - | 0.3 | 0.9 | - | - | - | 1.7 | 5.9 | |
| 7. 40 or more | 0.7 | 0.7 | 0.7 | 0.4 | - | 0.6 | 0.7 | 0.6 | 0.7 | 0.6 | 1.0 | - | - | - | 1.5 | 15.4 | |
| <i>Item 22260 Subject A01a</i> | <i>N</i> | <i>1841</i> | <i>827</i> | <i>965</i> | <i>1235</i> | <i>177</i> | <i>289</i> | <i>498</i> | <i>651</i> | <i>402</i> | <i>1463</i> | <i>358</i> | <i>837</i> | <i>413</i> | <i>209</i> | <i>332</i> | <i>28</i> |

MONITORING THE FUTURE

| QUESTIONNAIRE FORM 5 2002 | TOTAL | SEX | | RACE | | REGION | | | | COLLEGE PLANS? | | ILLICIT DRUG USE: LIFETIME | | | | |
|--|---------------|------|------|-------|-------|--------|------|------|------|-------------------|------|----------------------------|------------------------|--------------|---------------|--------------------|
| | | M | F | White | Black | NE | NC | S | W | Yes | No | None | Mari- juana Only | Few Pills | More Pills | Any Her- oin |
| <i>N (Weighted No. of Cases):</i> | 2267 | 1025 | 1118 | 1409 | 244 | 440 | 567 | 766 | 495 | 1679 | 443 | 1015 | 501 | 231 | 395 | 40 |
| <i>% of Weighted Total:</i> | 100.0 | 45.2 | 49.3 | 62.2 | 10.8 | 19.4 | 25.0 | 33.8 | 21.8 | 74.1 | 19.6 | 44.8 | 22.1 | 10.2 | 17.4 | 1.7 |
| E06B: . . . during the last 12 months? | | | | | | | | | | | | | | | | |
| 1. 0 occasions | 97.3 | 96.8 | 98.1 | 97.8 | 98.5 | 97.7 | 97.4 | 97.4 | 96.8 | 97.9 | 95.3 | 100.0 | 100.0 | 96.9 | 92.7 | 61.9 |
| 2. 1-2 | 1.0 | 1.2 | 0.5 | 0.8 | 0.8 | 0.2 | 0.8 | 1.2 | 1.4 | 0.9 | 1.1 | - | - | 2.2 | 2.0 | 10.8 |
| 3. 3-5 | 0.4 | 0.4 | 0.3 | 0.2 | 0.7 | 0.4 | - | 0.2 | 1.3 | 0.1 | 1.3 | - | - | 0.9 | 0.9 | 4.2 |
| 4. 6-9 | 0.5 | 0.8 | 0.3 | 0.6 | - | 1.1 | 1.1 | 0.1 | - | 0.1 | 2.0 | - | - | - | 2.2 | 6.2 |
| 5. 10-19 | 0.3 | 0.3 | 0.3 | 0.3 | - | 0.3 | 0.4 | 0.1 | 0.5 | 0.4 | - | - | - | - | 0.8 | 3.4 |
| 6. 20-39 | 0.4 | 0.4 | 0.5 | 0.3 | - | - | 0.4 | 1.0 | - | 0.5 | 0.1 | - | - | - | 1.5 | 11.8 |
| 7. 40 or more | 0.1 | 0.2 | - | - | - | 0.3 | - | 0.1 | - | 0.1 | 0.1 | - | - | - | - | 1.7 |
| <i>Item 22270 Subject A01b</i> | <i>N</i> 1840 | 827 | 964 | 1233 | 177 | 289 | 497 | 651 | 402 | 1463 | 356 | 835 | 414 | 209 | 332 | 28 |
| E06C: . . . during the last 30 days? | | | | | | | | | | | | | | | | |
| 1. 0 occasions | 98.6 | 98.5 | 98.9 | 99.0 | 99.2 | 98.5 | 98.8 | 98.3 | 99.1 | 98.8 | 98.4 | 100.0 | 100.0 | 100.0 | 96.2 | 77.8 |
| 2. 1-2 | 0.4 | 0.5 | 0.2 | 0.3 | 0.8 | 0.3 | 0.3 | 0.6 | 0.4 | 0.4 | 0.1 | - | - | - | 1.0 | 5.0 |
| 3. 3-5 | 0.3 | 0.6 | * | 0.3 | - | 0.8 | 0.1 | 0.4 | - | 0.2 | 0.8 | - | - | - | 1.3 | 5.4 |
| 4. 6-9 | 0.3 | 0.1 | 0.4 | 0.2 | - | - | 0.6 | - | 0.5 | 0.2 | 0.6 | - | - | - | 0.9 | - |
| 5. 10-19 | 0.3 | 0.1 | 0.4 | 0.2 | - | - | 0.2 | 0.6 | - | 0.3 | - | - | - | - | 0.7 | 10.1 |
| 6. 20-39 | - | - | - | - | - | - | - | - | - | - | - | - | - | - | - | - |
| 7. 40 or more | 0.1 | 0.2 | - | - | - | 0.3 | - | 0.1 | - | 0.1 | 0.1 | - | - | - | - | 1.7 |
| <i>Item 22280 Subject A01c</i> | <i>N</i> 1839 | 827 | 964 | 1233 | 177 | 289 | 497 | 651 | 402 | 1463 | 356 | 835 | 413 | 209 | 332 | 28 |
| E07: During the last 12 months, on how many occasions (if any) have you . . . | | | | | | | | | | | | | | | | |
| E07A: . . . taken ketamine ("special K," "super K") | | | | | | | | | | | | | | | | |
| 1. 0 occasions | 97.8 | 97.1 | 98.4 | 97.9 | 98.5 | 96.6 | 97.8 | 98.0 | 98.4 | 98.3 | 96.2 | 100.0 | 100.0 | 98.4 | 94.6 | 62.1 |
| 2. 1-2 | 0.7 | 0.9 | 0.5 | 0.8 | - | 1.5 | 0.5 | 0.8 | 0.3 | 0.5 | 1.2 | - | - | 1.4 | 2.5 | 5.2 |
| 3. 3-5 | 0.7 | 0.8 | 0.7 | 0.9 | - | 1.1 | 0.5 | 0.7 | 0.6 | 0.6 | 1.1 | - | - | 0.2 | 1.7 | 9.7 |
| 4. 6-9 | 0.3 | 0.3 | 0.2 | 0.1 | 1.5 | 0.6 | 0.3 | 0.4 | - | 0.3 | 0.5 | - | - | - | 0.6 | 7.8 |
| 5. 10-19 | 0.1 | 0.1 | 0.2 | * | - | - | - | 0.1 | 0.5 | 0.1 | 0.1 | - | - | - | - | 1.5 |
| 6. 20-39 | 0.1 | 0.1 | - | 0.1 | - | 0.1 | - | 0.1 | - | - | 0.3 | - | - | - | 0.1 | 2.7 |
| 7. 40 or more | 0.3 | 0.7 | - | 0.2 | - | 0.1 | 0.9 | - | 0.3 | 0.3 | 0.6 | - | - | - | 0.7 | 11.0 |
| <i>Item 31060 Subject A01b</i> | <i>N</i> 1892 | 850 | 988 | 1262 | 181 | 299 | 506 | 667 | 419 | 1492 | 373 | 853 | 422 | 214 | 341 | 32 |
| E07B: . . . smoked bidis (or beedies) which are small brown cigarettes from India | | | | | | | | | | | | | | | | |
| 1. 0 occasions | 94.1 | 91.8 | 96.4 | 95.1 | 96.9 | 91.6 | 97.1 | 96.6 | 88.5 | 94.5 | 93.1 | 99.8 | 94.3 | 93.2 | 84.3 | 68.6 |
| 2. 1-2 | 2.5 | 3.3 | 1.9 | 2.4 | - | 3.2 | 1.3 | 1.9 | 4.4 | 2.4 | 2.9 | 0.1 | 2.7 | 3.4 | 7.5 | 5.6 |
| 3. 3-5 | 1.1 | 0.7 | 1.2 | 1.0 | 0.6 | 2.3 | 0.5 | 0.6 | 1.8 | 1.0 | 1.6 | * | 1.1 | 1.3 | 2.8 | 11.0 |
| 4. 6-9 | 1.0 | 1.9 | 0.2 | 0.7 | 1.7 | 0.8 | 0.4 | 0.7 | 2.4 | 0.9 | 1.2 | - | 1.2 | 0.4 | 2.9 | 3.7 |
| 5. 10-19 | 0.7 | 1.2 | 0.1 | 0.6 | - | 1.0 | 0.4 | - | 1.9 | 0.7 | 0.2 | - | - | - | 2.2 | 4.4 |
| 6. 20-39 | 0.1 | 0.3 | - | - | 0.8 | 0.4 | - | 0.2 | - | 0.2 | - | - | - | - | 0.3 | - |
| 7. 40 or more | 0.5 | 0.8 | 0.2 | 0.2 | - | 0.6 | 0.4 | - | 1.1 | 0.3 | 1.1 | - | 0.7 | 1.8 | - | 6.6 |
| <i>Item 31070 Subject A01b</i> | <i>N</i> 1882 | 844 | 986 | 1254 | 182 | 298 | 499 | 667 | 417 | 1486 | 371 | 852 | 415 | 214 | 340 | 32 |
| E07C: . . . smoked kreteks (clove cigarettes) | | | | | | | | | | | | | | | | |
| 1. 0 occasions | 91.0 | 88.5 | 93.3 | 90.8 | 97.3 | 88.0 | 91.8 | 93.5 | 88.2 | 91.5 | 89.3 | 98.8 | 92.8 | 86.1 | 78.1 | 47.9 |
| 2. 1-2 | 4.3 | 4.4 | 4.1 | 4.8 | 0.6 | 5.9 | 3.7 | 3.2 | 5.7 | 4.3 | 4.3 | 0.4 | 3.5 | 9.8 | 8.8 | 34.4 |
| 3. 3-5 | 1.5 | 1.7 | 1.1 | 1.5 | - | 1.9 | 1.1 | 0.9 | 2.5 | 1.5 | 1.3 | 0.3 | 1.1 | 1.4 | 4.5 | 1.5 |
| 4. 6-9 | 1.4 | 1.9 | 0.9 | 1.4 | 0.2 | 1.5 | 2.3 | 0.4 | 1.7 | 1.1 | 2.6 | - | 1.8 | 0.4 | 4.0 | 5.1 |
| 5. 10-19 | 0.8 | 1.7 | 0.1 | 0.4 | 1.0 | 1.5 | 0.1 | 0.9 | 1.1 | 0.9 | 0.4 | 0.2 | 0.5 | 1.8 | 2.2 | - |
| 6. 20-39 | 0.3 | 0.6 | 0.1 | 0.3 | 0.8 | 0.6 | 0.1 | 0.5 | 0.1 | 0.3 | 0.4 | * | 0.1 | 0.3 | 0.8 | 1.9 |
| 7. 40 or more | 0.7 | 1.2 | 0.4 | 0.8 | - | 0.6 | 0.9 | 0.7 | 0.7 | 0.5 | 1.7 | 0.2 | 0.3 | 0.2 | 1.7 | 9.2 |
| <i>Item 31150 Subject A01b</i> | <i>N</i> 1883 | 843 | 988 | 1257 | 182 | 298 | 501 | 669 | 416 | 1487 | 371 | 854 | 415 | 214 | 340 | 32 |
| E07D: . . . taken OxyContin (without a doctor's orders) | | | | | | | | | | | | | | | | |
| 1. 0 occasions | 96.4 | 95.3 | 97.4 | 96.4 | 98.1 | 94.8 | 96.7 | 96.4 | 97.5 | 97.0 | 94.2 | 100.0 | 100.0 | 99.8 | 86.1 | 61.9 |
| 2. 1-2 | 1.4 | 1.7 | 1.3 | 1.9 | - | 1.6 | 1.4 | 1.8 | 0.9 | 1.3 | 2.0 | - | - | 0.2 | 6.5 | 10.6 |
| 3. 3-5 | 1.1 | 1.6 | 0.6 | 0.8 | 0.8 | 1.6 | 0.7 | 1.1 | 0.9 | 0.8 | 2.0 | - | - | - | 4.0 | 8.1 |
| 4. 6-9 | 0.3 | 0.4 | 0.1 | 0.2 | - | 1.3 | - | 0.2 | - | 0.4 | - | - | - | - | 1.5 | 1.1 |
| 5. 10-19 | 0.3 | 0.6 | 0.1 | 0.3 | 0.4 | 0.2 | 0.6 | 0.1 | 0.3 | 0.2 | 0.8 | - | - | - | 1.2 | 4.9 |
| 6. 20-39 | 0.2 | 0.1 | 0.3 | 0.2 | - | - | - | 0.3 | 0.5 | 0.2 | 0.1 | - | - | - | 0.5 | 1.5 |
| 7. 40 or more | 0.3 | 0.4 | 0.2 | 0.1 | 0.7 | 0.4 | 0.6 | 0.1 | - | 0.1 | 0.9 | - | - | - | 0.3 | 11.9 |
| <i>Item 31310 Subject A01b</i> | <i>N</i> 1881 | 841 | 988 | 1256 | 179 | 298 | 500 | 666 | 417 | 1486 | 370 | 853 | 414 | 213 | 340 | 32 |

*less than .05 percent.

| QUESTIONNAIRE FORM 5 2002 | TOTAL | SEX | | RACE | | REGION | | | | COLLEGE PLANS? | | ILLICIT DRUG USE: LIFETIME | | | | |
|--|----------------|------|------|-------|-------|--------|------|------|------|-------------------|------|----------------------------|------------------------|--------------|---------------|--------------------|
| | | M | F | White | Black | NE | NC | S | W | Yes | No | None | Mari- juana Only | Few Pills | More Pills | Any Her- oin |
| <i>N (Weighted No. of Cases):</i> | 2267 | 1025 | 1118 | 1409 | 244 | 440 | 567 | 766 | 495 | 1679 | 443 | 1015 | 501 | 231 | 395 | 40 |
| <i>% of Weighted Total:</i> | 100.0 | 45.2 | 49.3 | 62.2 | 10.8 | 19.4 | 25.0 | 33.8 | 21.8 | 74.1 | 19.6 | 44.8 | 22.1 | 10.2 | 17.4 | 1.7 |
| E07E: . . . taken Vicodin (without a doctor's orders) | | | | | | | | | | | | | | | | |
| 1. 0 occasions | 91.2 | 89.0 | 93.3 | 89.9 | 97.5 | 91.4 | 91.2 | 91.1 | 91.1 | 91.9 | 88.5 | 100.0 | 100.0 | 85.8 | 68.1 | 39.9 |
| 2. 1-2 | 3.8 | 3.5 | 3.8 | 4.6 | - | 4.8 | 3.4 | 4.4 | 2.6 | 4.0 | 2.9 | - | - | 9.8 | 13.6 | 13.3 |
| 3. 3-5 | 1.8 | 2.9 | 0.9 | 1.8 | 1.4 | 0.6 | 1.7 | 1.7 | 2.9 | 1.6 | 2.9 | - | - | 3.1 | 6.4 | 13.3 |
| 4. 6-9 | 1.5 | 1.8 | 1.1 | 1.7 | - | 2.8 | 1.4 | 1.1 | 1.2 | 1.2 | 2.2 | - | - | 0.8 | 5.7 | 10.9 |
| 5. 10-19 | 0.7 | 0.8 | 0.6 | 0.8 | 0.4 | - | 0.6 | 0.8 | 0.9 | 0.5 | 1.2 | - | - | 0.4 | 2.7 | 7.8 |
| 6. 20-39 | 0.4 | 0.6 | 0.3 | 0.4 | 0.7 | 0.4 | 0.7 | 0.5 | - | 0.3 | 1.1 | - | - | - | 1.1 | 8.2 |
| 7. 40 or more | 0.7 | 1.4 | - | 0.8 | - | - | 1.0 | 0.3 | 1.3 | 0.6 | 1.1 | - | - | - | 2.4 | 6.6 |
| <i>Item 31320 Subject A01b</i> | <i>N</i> 1883 | 843 | 987 | 1258 | 180 | 298 | 501 | 667 | 417 | 1487 | 370 | 853 | 415 | 214 | 340 | 32 |
| E08: Over the LAST 12 MONTHS, about how often have you gone to parties? | | | | | | | | | | | | | | | | |
| 1. Not at all—GO TO Q.E10 | 21.0 | 18.9 | 22.6 | 19.7 | 25.8 | 19.8 | 17.9 | 22.6 | 23.0 | 19.7 | 26.3 | 32.6 | 14.2 | 14.2 | 6.3 | 6.5 |
| 2. Once a month or less | 29.2 | 27.1 | 30.7 | 29.9 | 34.7 | 29.3 | 26.8 | 30.3 | 30.0 | 30.6 | 23.8 | 37.1 | 27.5 | 19.9 | 19.4 | 11.2 |
| 3. 2 or 3 times a month | 24.3 | 25.1 | 23.6 | 23.3 | 20.5 | 22.8 | 26.3 | 23.9 | 23.8 | 25.1 | 20.7 | 20.0 | 29.0 | 32.3 | 26.0 | 20.4 |
| 4. About once a week | 14.2 | 16.5 | 12.5 | 15.5 | 14.1 | 19.0 | 13.0 | 13.9 | 12.6 | 13.8 | 16.0 | 7.3 | 18.5 | 19.2 | 21.3 | 21.7 |
| 5. 2 or 3 times a week | 7.3 | 7.1 | 7.6 | 7.9 | 3.4 | 6.5 | 10.5 | 6.1 | 6.0 | 7.8 | 5.6 | 1.7 | 9.3 | 10.6 | 15.1 | 22.6 |
| 6. Over 3 times a week | 4.0 | 5.3 | 3.0 | 3.7 | 1.5 | 2.7 | 5.4 | 3.2 | 4.6 | 3.1 | 7.6 | 1.3 | 1.6 | 3.7 | 11.8 | 17.6 |
| <i>Item 21900 Subject C07</i> | <i>N</i> 1875 | 844 | 979 | 1254 | 177 | 291 | 502 | 665 | 417 | 1483 | 368 | 843 | 421 | 211 | 339 | 31 |
| E09: Now think about the parties you went to in the last 12 months. How often . . . | | | | | | | | | | | | | | | | |
| E09A: Were people over age 30 present at least some of the time? | | | | | | | | | | | | | | | | |
| 1. Never | 46.1 | 44.9 | 47.5 | 45.4 | 58.9 | 53.2 | 47.2 | 42.8 | 44.9 | 45.0 | 51.2 | 44.0 | 54.9 | 48.5 | 41.9 | 22.6 |
| 2. Seldom | 27.9 | 29.6 | 26.2 | 28.8 | 21.1 | 23.6 | 27.9 | 28.8 | 29.6 | 28.7 | 24.8 | 24.0 | 27.8 | 29.4 | 34.1 | 20.7 |
| 3. Sometimes | 14.5 | 15.9 | 12.9 | 15.5 | 11.9 | 14.0 | 14.1 | 15.4 | 13.7 | 14.7 | 12.9 | 14.5 | 10.9 | 12.7 | 18.6 | 24.1 |
| 4. Most times | 7.1 | 6.9 | 7.6 | 6.9 | 3.8 | 5.9 | 6.0 | 7.8 | 8.0 | 7.5 | 5.3 | 10.8 | 3.3 | 8.2 | 3.6 | 13.7 |
| 5. Always | 4.4 | 2.8 | 5.8 | 3.4 | 4.3 | 3.2 | 4.6 | 5.2 | 3.8 | 4.1 | 5.8 | 6.8 | 3.1 | 1.1 | 1.8 | 18.9 |
| <i>Item 21910 Subject C07, M02</i> | <i>N†</i> 1503 | 697 | 763 | 1020 | 138 | 239 | 422 | 517 | 326 | 1203 | 280 | 585 | 361 | 186 | 316 | 30 |
| E09B: Did someone get high on alcohol? | | | | | | | | | | | | | | | | |
| 1. Never | 13.1 | 13.1 | 12.8 | 11.8 | 20.3 | 12.3 | 12.7 | 13.9 | 13.1 | 12.9 | 14.7 | 25.6 | 6.4 | 5.1 | 2.9 | 1.3 |
| 2. Seldom | 6.1 | 5.9 | 6.4 | 5.0 | 9.6 | 6.8 | 5.7 | 5.0 | 8.0 | 6.1 | 6.8 | 9.7 | 3.5 | 4.6 | 2.1 | 4.4 |
| 3. Sometimes | 12.3 | 11.5 | 13.2 | 10.2 | 24.8 | 10.4 | 11.9 | 11.9 | 15.0 | 12.5 | 10.1 | 16.7 | 12.8 | 10.1 | 6.1 | 10.1 |
| 4. Most times | 23.3 | 22.1 | 24.8 | 22.7 | 18.6 | 21.0 | 23.7 | 24.5 | 22.6 | 25.0 | 16.3 | 20.9 | 28.1 | 21.6 | 23.8 | 24.1 |
| 5. Always | 45.1 | 47.4 | 42.9 | 50.3 | 26.7 | 49.6 | 46.1 | 44.8 | 41.3 | 43.5 | 52.0 | 27.2 | 49.2 | 58.6 | 65.1 | 60.2 |
| <i>Item 21920 Subject A02b, C07</i> | <i>N†</i> 1498 | 693 | 762 | 1020 | 137 | 239 | 421 | 515 | 324 | 1197 | 280 | 584 | 357 | 185 | 316 | 30 |
| E09C: Did most people get high on alcohol? | | | | | | | | | | | | | | | | |
| 1. Never | 16.0 | 15.6 | 15.8 | 13.3 | 24.2 | 16.2 | 15.4 | 15.8 | 16.9 | 16.0 | 17.1 | 30.8 | 7.4 | 8.0 | 4.0 | 7.2 |
| 2. Seldom | 9.5 | 10.5 | 8.9 | 8.1 | 24.2 | 9.7 | 8.5 | 9.2 | 10.9 | 9.5 | 8.6 | 14.9 | 6.9 | 7.9 | 3.4 | - |
| 3. Sometimes | 14.3 | 13.3 | 15.5 | 13.4 | 18.2 | 10.0 | 15.6 | 15.9 | 13.3 | 15.3 | 9.7 | 17.1 | 16.8 | 11.2 | 8.6 | 13.7 |
| 4. Most times | 27.9 | 27.9 | 27.9 | 29.5 | 13.6 | 25.4 | 27.8 | 29.6 | 27.1 | 28.9 | 23.2 | 20.0 | 33.4 | 32.5 | 34.4 | 24.1 |
| 5. Always | 32.3 | 32.7 | 31.8 | 35.8 | 19.8 | 38.8 | 32.6 | 29.5 | 31.9 | 30.3 | 41.5 | 17.3 | 35.5 | 40.5 | 49.7 | 55.0 |
| <i>Item 21930 Subject A02b, C07</i> | <i>N†</i> 1492 | 692 | 756 | 1013 | 137 | 237 | 420 | 513 | 322 | 1195 | 275 | 580 | 360 | 184 | 313 | 30 |
| E09D: Did you get high on alcohol? | | | | | | | | | | | | | | | | |
| 1. Never | 36.2 | 34.5 | 37.6 | 30.2 | 67.6 | 34.5 | 29.2 | 42.4 | 36.6 | 37.0 | 33.6 | 67.2 | 21.0 | 15.0 | 11.5 | 7.9 |
| 2. Seldom | 11.1 | 10.2 | 11.9 | 10.6 | 7.9 | 7.0 | 11.7 | 11.1 | 13.4 | 12.0 | 7.6 | 8.8 | 12.8 | 10.1 | 14.5 | 13.0 |
| 3. Sometimes | 20.2 | 16.5 | 23.6 | 21.2 | 13.9 | 13.9 | 23.5 | 18.2 | 24.0 | 20.9 | 18.3 | 14.2 | 31.9 | 23.8 | 16.0 | 12.3 |
| 4. Most times | 16.9 | 19.8 | 14.4 | 19.5 | 5.2 | 23.8 | 19.5 | 14.0 | 13.1 | 16.4 | 17.7 | 5.3 | 22.3 | 26.7 | 25.3 | 30.1 |
| 5. Always | 15.6 | 19.1 | 12.4 | 18.5 | 5.5 | 20.9 | 16.2 | 14.3 | 13.0 | 13.7 | 22.8 | 4.4 | 12.0 | 24.3 | 32.7 | 36.6 |
| <i>Item 21940 Subject A05c, C07</i> | <i>N†</i> 1496 | 694 | 760 | 1015 | 137 | 238 | 419 | 515 | 325 | 1198 | 277 | 582 | 359 | 184 | 316 | 30 |
| E09E: Did you feel pressure to drink alcohol? | | | | | | | | | | | | | | | | |
| 1. Never | 66.1 | 63.0 | 69.2 | 61.9 | 79.8 | 67.2 | 62.4 | 70.1 | 63.9 | 65.9 | 67.6 | 70.9 | 67.2 | 61.9 | 59.6 | 67.9 |
| 2. Seldom | 17.6 | 18.2 | 16.8 | 19.9 | 11.9 | 19.1 | 19.0 | 15.7 | 17.9 | 18.3 | 15.2 | 15.8 | 16.0 | 25.8 | 18.2 | 16.7 |
| 3. Sometimes | 9.0 | 9.7 | 8.7 | 10.2 | 5.9 | 8.6 | 10.7 | 8.0 | 8.7 | 8.9 | 9.0 | 9.3 | 8.1 | 4.8 | 13.0 | 3.9 |
| 4. Most times | 3.4 | 5.1 | 1.5 | 4.0 | 0.3 | 2.0 | 3.9 | 2.2 | 5.4 | 3.7 | 2.0 | 1.7 | 4.4 | 3.8 | 4.9 | - |
| 5. Always | 3.8 | 4.0 | 3.8 | 4.0 | 2.1 | 3.1 | 4.0 | 3.9 | 4.0 | 3.3 | 6.2 | 2.3 | 4.3 | 3.6 | 4.3 | 11.6 |
| <i>Item 21950 Subject A02b, C07</i> | <i>N†</i> 1492 | 692 | 758 | 1012 | 137 | 236 | 417 | 514 | 325 | 1194 | 277 | 582 | 356 | 184 | 316 | 30 |

†=excludes respondents for whom question was inappropriate.

| QUESTIONNAIRE FORM 5 2002 | TOTAL | SEX | | RACE | | REGION | | | | COLLEGE PLANS? | | ILLICIT DRUG USE: LIFETIME | | | | |
|---|-----------|------|------|-------|-------|--------|------|------|------|-------------------|------|----------------------------|------------------------|--------------|---------------|--------------------|
| | | M | F | White | Black | NE | NC | S | W | Yes | No | None | Mari- juana Only | Few Pills | More Pills | Any Her- oin |
| <i>N (Weighted No. of Cases):</i> | 2267 | 1025 | 1118 | 1409 | 244 | 440 | 567 | 766 | 495 | 1679 | 443 | 1015 | 501 | 231 | 395 | 40 |
| <i>% of Weighted Total:</i> | 100.0 | 45.2 | 49.3 | 62.2 | 10.8 | 19.4 | 25.0 | 33.8 | 21.8 | 74.1 | 19.6 | 44.8 | 22.1 | 10.2 | 17.4 | 1.7 |
| E09F: Did you feel pressure to drink enough to get high? | | | | | | | | | | | | | | | | |
| 1. Never | 73.3 | 71.0 | 75.2 | 69.2 | 81.7 | 70.7 | 70.7 | 78.0 | 70.9 | 73.0 | 75.2 | 79.3 | 72.1 | 68.0 | 66.6 | 82.2 |
| 2. Seldom | 13.5 | 13.6 | 13.1 | 16.9 | 6.1 | 13.9 | 15.8 | 11.4 | 13.5 | 14.5 | 9.5 | 10.9 | 13.2 | 21.0 | 15.8 | - |
| 3. Sometimes | 8.2 | 9.6 | 7.4 | 8.3 | 9.1 | 11.3 | 8.3 | 6.6 | 8.2 | 7.7 | 9.3 | 7.4 | 8.2 | 5.9 | 10.3 | 5.4 |
| 4. Most times | 1.9 | 2.3 | 1.5 | 1.8 | 1.0 | 2.7 | 1.1 | 1.2 | 3.4 | 2.1 | 0.8 | 0.8 | 3.5 | 1.4 | 2.4 | 0.8 |
| 5. Always | 3.2 | 3.6 | 2.8 | 3.7 | 2.1 | 1.3 | 4.2 | 2.8 | 4.0 | 2.7 | 5.2 | 1.6 | 2.9 | 3.6 | 4.8 | 11.6 |
| <i>Item 21960 Subject A02b, C07</i> | <i>N†</i> | 1492 | 692 | 757 | 1013 | 236 | 418 | 513 | 325 | 1193 | 278 | 580 | 359 | 184 | 316 | 30 |
| E09G: Did someone get high on marijuana? | | | | | | | | | | | | | | | | |
| 1. Never | 29.3 | 29.6 | 29.2 | 27.5 | 37.5 | 25.5 | 28.3 | 32.4 | 28.2 | 28.6 | 32.1 | 54.2 | 15.2 | 14.5 | 10.2 | 17.0 |
| 2. Seldom | 11.8 | 12.3 | 11.9 | 12.9 | 9.8 | 13.9 | 10.4 | 10.6 | 14.3 | 11.9 | 12.5 | 12.1 | 14.3 | 15.3 | 5.6 | 12.4 |
| 3. Sometimes | 18.6 | 17.0 | 20.1 | 18.6 | 22.1 | 15.2 | 21.0 | 20.4 | 15.3 | 19.6 | 15.6 | 17.3 | 23.3 | 20.0 | 16.3 | 10.0 |
| 4. Most times | 18.8 | 20.3 | 17.5 | 18.9 | 13.8 | 19.8 | 18.0 | 18.3 | 20.0 | 20.5 | 12.4 | 6.8 | 29.4 | 25.9 | 25.6 | 20.2 |
| 5. Always | 21.5 | 20.8 | 21.4 | 22.2 | 16.7 | 25.6 | 22.3 | 18.4 | 22.2 | 19.5 | 27.4 | 9.7 | 17.8 | 24.4 | 42.3 | 40.4 |
| <i>Item 21970 Subject A02b, C07</i> | <i>N†</i> | 1485 | 688 | 754 | 1012 | 235 | 412 | 513 | 325 | 1193 | 270 | 578 | 355 | 184 | 313 | 30 |
| E09H: Did most people get high on marijuana? | | | | | | | | | | | | | | | | |
| 1. Never | 36.9 | 37.0 | 37.6 | 36.1 | 43.7 | 34.3 | 34.1 | 40.4 | 36.9 | 36.7 | 38.5 | 62.9 | 22.9 | 25.0 | 13.6 | 22.4 |
| 2. Seldom | 19.2 | 19.9 | 18.3 | 20.6 | 11.9 | 17.3 | 22.9 | 20.0 | 14.6 | 20.2 | 16.2 | 17.0 | 25.4 | 25.6 | 14.7 | 2.4 |
| 3. Sometimes | 18.0 | 18.4 | 18.0 | 19.4 | 19.0 | 14.2 | 20.3 | 16.2 | 20.6 | 18.4 | 16.2 | 10.6 | 25.1 | 20.5 | 21.7 | 26.6 |
| 4. Most times | 12.9 | 12.9 | 12.8 | 11.9 | 13.2 | 17.5 | 10.1 | 10.9 | 16.2 | 13.3 | 10.4 | 3.6 | 17.0 | 16.2 | 23.8 | 17.3 |
| 5. Always | 13.0 | 11.8 | 13.4 | 12.0 | 12.3 | 16.6 | 12.6 | 12.5 | 11.8 | 11.4 | 18.6 | 5.8 | 9.7 | 12.7 | 26.2 | 31.4 |
| <i>Item 21980 Subject A02b, C07</i> | <i>N†</i> | 1487 | 689 | 754 | 1011 | 235 | 412 | 516 | 324 | 1194 | 272 | 577 | 359 | 184 | 312 | 30 |
| E09I: Did you get high on marijuana? | | | | | | | | | | | | | | | | |
| 1. Never | 65.8 | 62.5 | 68.8 | 62.9 | 81.3 | 62.9 | 63.3 | 68.4 | 67.1 | 68.0 | 58.6 | 100.0 | 51.8 | 46.4 | 37.4 | 19.8 |
| 2. Seldom | 11.4 | 10.5 | 12.7 | 12.8 | 4.7 | 9.7 | 14.2 | 10.2 | 11.0 | 11.6 | 11.2 | - | 26.6 | 14.4 | 11.5 | 29.8 |
| 3. Sometimes | 8.3 | 8.9 | 8.0 | 9.6 | 5.8 | 6.7 | 8.8 | 8.9 | 7.9 | 7.8 | 10.1 | - | 11.3 | 16.2 | 15.0 | 7.4 |
| 4. Most times | 6.3 | 8.0 | 4.6 | 6.3 | 4.2 | 9.4 | 4.4 | 5.7 | 7.3 | 6.5 | 5.3 | - | 6.7 | 13.7 | 12.7 | 13.5 |
| 5. Always | 8.2 | 10.1 | 5.9 | 8.4 | 4.0 | 11.2 | 9.4 | 6.8 | 6.7 | 6.2 | 14.7 | - | 3.6 | 9.3 | 23.3 | 29.4 |
| <i>Item 21990 Subject A05c, C07</i> | <i>N†</i> | 1494 | 692 | 759 | 1014 | 235 | 418 | 516 | 325 | 1195 | 278 | 579 | 358 | 184 | 317 | 30 |
| E09J: Did you feel pressure to use marijuana? | | | | | | | | | | | | | | | | |
| 1. Never | 83.2 | 80.6 | 85.7 | 82.6 | 88.4 | 84.8 | 80.7 | 86.6 | 79.8 | 83.9 | 80.7 | 93.2 | 78.6 | 81.5 | 73.3 | 84.9 |
| 2. Seldom | 9.5 | 10.8 | 8.3 | 10.1 | 6.4 | 9.8 | 9.8 | 7.5 | 12.3 | 9.5 | 9.9 | 4.0 | 12.7 | 12.6 | 14.5 | 5.5 |
| 3. Sometimes | 4.0 | 4.5 | 3.4 | 4.1 | 2.1 | 3.1 | 6.1 | 2.5 | 4.2 | 3.5 | 5.4 | 1.7 | 4.7 | 5.4 | 6.7 | 2.1 |
| 4. Most times | 1.6 | 2.7 | 0.6 | 1.7 | 0.3 | 2.4 | 0.9 | 2.0 | 1.4 | 1.8 | 1.1 | 0.7 | 3.3 | - | 2.3 | - |
| 5. Always | 1.7 | 1.5 | 1.9 | 1.6 | 2.8 | - | 2.5 | 1.4 | 2.3 | 1.3 | 2.9 | 0.4 | 0.7 | 0.5 | 3.2 | 7.5 |
| <i>Item 22000 Subject A02b, C07</i> | <i>N†</i> | 1486 | 684 | 759 | 1012 | 233 | 413 | 515 | 325 | 1192 | 273 | 580 | 358 | 183 | 313 | 28 |
| E09K: Did someone get high on other drugs? | | | | | | | | | | | | | | | | |
| 1. Never | 58.8 | 59.2 | 58.5 | 58.0 | 70.4 | 62.3 | 57.4 | 57.5 | 60.3 | 57.8 | 63.8 | 75.4 | 60.8 | 52.3 | 35.1 | 16.0 |
| 2. Seldom | 16.5 | 16.9 | 16.2 | 17.5 | 9.5 | 12.9 | 18.5 | 17.5 | 15.2 | 19.0 | 6.9 | 12.0 | 21.1 | 23.2 | 16.3 | 11.8 |
| 3. Sometimes | 14.2 | 14.6 | 13.9 | 15.0 | 11.0 | 12.4 | 15.1 | 13.6 | 15.3 | 13.9 | 14.8 | 7.4 | 13.1 | 16.7 | 24.5 | 26.9 |
| 4. Most times | 5.5 | 4.6 | 6.2 | 5.1 | 6.2 | 6.1 | 5.1 | 6.4 | 4.0 | 4.7 | 8.1 | 2.1 | 3.1 | 3.4 | 13.4 | 29.7 |
| 5. Always | 5.0 | 4.7 | 5.2 | 4.5 | 2.8 | 6.3 | 3.9 | 5.1 | 5.2 | 4.6 | 6.3 | 3.1 | 1.8 | 4.3 | 10.7 | 15.6 |
| <i>Item 22010 Subject A02b, C07</i> | <i>N†</i> | 1482 | 684 | 755 | 1008 | 232 | 411 | 514 | 325 | 1189 | 272 | 578 | 354 | 183 | 313 | 29 |
| E09L: Did most people get high on other drugs? | | | | | | | | | | | | | | | | |
| 1. Never | 65.4 | 66.2 | 65.3 | 66.7 | 72.4 | 68.3 | 65.4 | 65.3 | 63.5 | 65.8 | 64.6 | 81.4 | 69.3 | 58.2 | 42.1 | 15.1 |
| 2. Seldom | 17.8 | 18.2 | 17.7 | 18.9 | 10.7 | 15.1 | 19.5 | 18.0 | 17.4 | 18.3 | 15.7 | 9.0 | 18.4 | 29.9 | 25.6 | 23.8 |
| 3. Sometimes | 8.8 | 9.0 | 8.5 | 8.1 | 9.1 | 8.3 | 8.3 | 7.0 | 12.7 | 9.0 | 7.6 | 4.1 | 9.8 | 9.3 | 14.7 | 23.7 |
| 4. Most times | 4.2 | 3.2 | 4.7 | 3.5 | 4.6 | 5.8 | 3.9 | 5.5 | 1.3 | 3.5 | 7.1 | 2.5 | 2.1 | 0.7 | 9.6 | 23.0 |
| 5. Always | 3.8 | 3.4 | 3.8 | 2.8 | 3.1 | 2.6 | 2.8 | 4.3 | 5.1 | 3.5 | 5.1 | 3.0 | 0.4 | 1.9 | 8.0 | 14.4 |
| <i>Item 22020 Subject A02b, C07</i> | <i>N†</i> | 1483 | 685 | 756 | 1010 | 232 | 412 | 515 | 325 | 1190 | 272 | 577 | 356 | 183 | 313 | 29 |

†=excludes respondents for whom question was inappropriate.

DESCRIPTIVE RESULTS: 2002

219

| QUESTIONNAIRE FORM 5 2002 | TOTAL | SEX | | RACE | | REGION | | | | COLLEGE PLANS? | | ILLICIT DRUG USE: LIFETIME | | | | |
|---|-------|------|------|-------|-------|--------|------|------|------|-------------------|------|----------------------------|------------------------|--------------|---------------|--------------------|
| | | M | F | White | Black | NE | NC | S | W | Yes | No | None | Mari- juana Only | Few Pills | More Pills | Any Her- oin |
| <i>N (Weighted No. of Cases):</i> | 2267 | 1025 | 1118 | 1409 | 244 | 440 | 567 | 766 | 495 | 1679 | 443 | 1015 | 501 | 231 | 395 | 40 |
| <i>% of Weighted Total:</i> | 100.0 | 45.2 | 49.3 | 62.2 | 10.8 | 19.4 | 25.0 | 33.8 | 21.8 | 74.1 | 19.6 | 44.8 | 22.1 | 10.2 | 17.4 | 1.7 |
| E09M: Did you get high on other drugs? | | | | | | | | | | | | | | | | |
| 1. Never | 89.7 | 88.2 | 91.1 | 88.7 | 96.4 | 88.5 | 89.8 | 89.1 | 91.2 | 90.9 | 85.1 | 100.0 | 100.0 | 89.1 | 68.3 | 31.6 |
| 2. Seldom | 4.4 | 4.7 | 4.0 | 5.2 | 0.6 | 5.5 | 4.1 | 5.1 | 2.8 | 4.7 | 3.4 | - | - | 7.6 | 13.2 | 32.8 |
| 3. Sometimes | 2.7 | 3.0 | 2.6 | 3.2 | 1.6 | 3.7 | 2.4 | 2.7 | 2.6 | 2.3 | 4.7 | - | - | 1.7 | 9.3 | 16.5 |
| 4. Most times | 1.7 | 2.5 | 0.8 | 1.6 | 0.4 | 1.3 | 2.3 | 1.3 | 1.7 | 0.9 | 3.9 | - | - | 0.5 | 5.6 | 9.6 |
| 5. Always | 1.5 | 1.5 | 1.5 | 1.2 | 0.9 | 1.0 | 1.4 | 1.7 | 1.8 | 1.2 | 2.8 | - | - | 1.0 | 3.7 | 9.6 |
| <i>Item 22030 Subject A05c, C07</i> <i>N†</i> | 1482 | 686 | 754 | 1008 | 137 | 230 | 412 | 516 | 324 | 1187 | 273 | 576 | 356 | 183 | 313 | 29 |
| E09N: Did you feel pressure to use other drugs? | | | | | | | | | | | | | | | | |
| 1. Never | 92.2 | 90.7 | 94.1 | 92.7 | 93.4 | 93.1 | 90.3 | 93.1 | 92.4 | 92.9 | 90.3 | 96.7 | 92.8 | 94.4 | 84.2 | 89.1 |
| 2. Seldom | 3.4 | 4.3 | 2.4 | 3.9 | - | 3.5 | 3.8 | 3.0 | 3.7 | 3.7 | 2.8 | 1.1 | 3.6 | 3.4 | 7.8 | - |
| 3. Sometimes | 2.3 | 2.7 | 1.5 | 1.9 | 3.9 | - | 3.5 | 2.1 | 2.6 | 2.2 | 1.6 | 0.7 | 1.8 | 1.4 | 5.4 | 2.1 |
| 4. Most times | 1.0 | 1.3 | 0.8 | 0.6 | 1.8 | 2.5 | 0.6 | 1.1 | 0.1 | 0.7 | 1.9 | 0.7 | 0.8 | 0.8 | 1.9 | 1.4 |
| 5. Always | 1.1 | 1.0 | 1.3 | 0.8 | 0.9 | 0.8 | 1.8 | 0.6 | 1.2 | 0.5 | 3.4 | 0.8 | 1.0 | - | 0.8 | 7.5 |
| <i>Item 22040 Subject A02b, C07</i> <i>N†</i> | 1482 | 682 | 756 | 1010 | 138 | 232 | 410 | 516 | 323 | 1188 | 273 | 578 | 356 | 183 | 312 | 28 |
| E10: Now think about how you would LIKE parties to be. At the parties you go to, how often . . . | | | | | | | | | | | | | | | | |
| E10A: Would you like people over age 30 to be present at least some of the time? | | | | | | | | | | | | | | | | |
| 1. Never | 55.2 | 54.6 | 55.2 | 53.5 | 61.1 | 59.1 | 56.1 | 50.3 | 59.2 | 54.1 | 59.2 | 50.7 | 63.8 | 59.9 | 53.8 | 41.3 |
| 2. Seldom | 22.2 | 23.4 | 22.0 | 23.7 | 19.2 | 22.6 | 23.5 | 24.1 | 17.7 | 24.1 | 15.8 | 22.9 | 22.8 | 19.9 | 23.1 | 15.6 |
| 3. Sometimes | 15.6 | 16.4 | 14.7 | 15.8 | 9.8 | 13.9 | 14.6 | 15.9 | 17.3 | 15.2 | 15.9 | 17.4 | 9.3 | 17.3 | 17.0 | 21.4 |
| 4. Most times | 3.9 | 3.0 | 4.9 | 4.3 | 3.6 | 2.2 | 2.9 | 5.6 | 3.7 | 4.1 | 3.6 | 5.9 | 1.7 | 2.4 | 2.0 | 6.3 |
| 5. Always | 3.1 | 2.6 | 3.3 | 2.7 | 6.2 | 2.3 | 3.0 | 4.1 | 2.1 | 2.5 | 5.5 | 3.2 | 2.4 | 0.6 | 4.0 | 15.3 |
| <i>Item 22050 Subject C08, M02</i> <i>N</i> | 1835 | 830 | 951 | 1230 | 180 | 281 | 495 | 652 | 407 | 1452 | 357 | 829 | 406 | 208 | 329 | 32 |
| E10B: Would you like to get high on alcohol? | | | | | | | | | | | | | | | | |
| 1. Never | 42.6 | 39.9 | 45.1 | 37.4 | 71.8 | 38.9 | 36.4 | 50.4 | 40.4 | 43.1 | 40.7 | 68.8 | 28.5 | 20.0 | 12.9 | 2.7 |
| 2. Seldom | 14.3 | 12.5 | 15.8 | 13.4 | 9.1 | 10.4 | 12.4 | 14.6 | 18.7 | 15.0 | 12.1 | 11.8 | 19.4 | 12.4 | 14.4 | 24.6 |
| 3. Sometimes | 18.3 | 17.4 | 18.9 | 19.3 | 14.1 | 17.3 | 21.1 | 14.4 | 21.8 | 18.3 | 18.9 | 11.4 | 23.6 | 25.6 | 23.8 | 19.9 |
| 4. Most times | 13.2 | 13.5 | 13.2 | 16.6 | 1.8 | 17.7 | 16.6 | 11.4 | 8.9 | 13.7 | 11.4 | 5.3 | 19.8 | 23.9 | 18.5 | 19.9 |
| 5. Always | 11.6 | 16.7 | 6.9 | 13.3 | 3.2 | 15.7 | 13.5 | 9.1 | 10.2 | 9.9 | 16.9 | 2.8 | 8.7 | 18.1 | 30.5 | 32.9 |
| <i>Item 22060 Subject A05c, C08</i> <i>N</i> | 1829 | 821 | 953 | 1226 | 178 | 278 | 496 | 649 | 406 | 1449 | 354 | 826 | 405 | 208 | 329 | 31 |
| E10C: Would you like other people to get high on alcohol? | | | | | | | | | | | | | | | | |
| 1. Never | 40.6 | 36.8 | 43.9 | 35.4 | 70.2 | 37.5 | 34.5 | 48.3 | 38.0 | 41.2 | 38.9 | 64.0 | 28.3 | 20.9 | 14.1 | 8.0 |
| 2. Seldom | 14.5 | 13.3 | 15.6 | 14.4 | 10.9 | 13.0 | 13.3 | 15.0 | 16.0 | 14.7 | 13.5 | 15.0 | 15.5 | 11.1 | 13.6 | 12.1 |
| 3. Sometimes | 19.9 | 18.8 | 20.7 | 20.8 | 9.8 | 18.5 | 22.8 | 14.8 | 25.6 | 20.1 | 19.2 | 12.4 | 26.9 | 25.7 | 24.6 | 31.9 |
| 4. Most times | 13.3 | 14.2 | 12.9 | 16.2 | 4.9 | 15.0 | 16.6 | 12.4 | 9.6 | 13.8 | 11.5 | 5.6 | 19.8 | 22.9 | 19.1 | 16.5 |
| 5. Always | 11.7 | 16.9 | 7.0 | 13.2 | 4.2 | 16.1 | 12.9 | 9.4 | 10.9 | 10.2 | 17.0 | 3.0 | 9.5 | 19.4 | 28.6 | 31.5 |
| <i>Item 22070 Subject A11d, C08</i> <i>N</i> | 1821 | 822 | 945 | 1219 | 180 | 275 | 496 | 651 | 399 | 1444 | 352 | 825 | 401 | 205 | 328 | 32 |
| E10D: Would you like to use marijuana? | | | | | | | | | | | | | | | | |
| 1. Never | 68.6 | 63.7 | 72.8 | 66.9 | 78.5 | 59.6 | 69.0 | 72.8 | 67.4 | 70.0 | 64.0 | 96.0 | 57.3 | 47.3 | 33.8 | 19.3 |
| 2. Seldom | 10.0 | 9.4 | 10.9 | 10.6 | 6.3 | 11.4 | 9.9 | 8.1 | 12.2 | 10.1 | 9.7 | 1.8 | 18.4 | 15.1 | 16.9 | 10.6 |
| 3. Sometimes | 9.2 | 10.3 | 8.3 | 9.7 | 7.9 | 9.3 | 8.7 | 9.5 | 9.2 | 9.0 | 10.3 | 1.1 | 13.8 | 15.0 | 18.3 | 28.9 |
| 4. Most times | 5.5 | 6.7 | 4.6 | 5.8 | 3.3 | 10.7 | 5.0 | 3.9 | 5.2 | 5.5 | 5.7 | 0.4 | 7.6 | 9.8 | 12.4 | 14.5 |
| 5. Always | 6.7 | 9.9 | 3.3 | 7.0 | 4.0 | 8.9 | 7.4 | 5.6 | 6.2 | 5.5 | 10.2 | 0.7 | 3.0 | 12.8 | 18.6 | 26.6 |
| <i>Item 22080 Subject A05c, C08</i> <i>N</i> | 1827 | 823 | 949 | 1222 | 179 | 276 | 495 | 651 | 405 | 1451 | 351 | 827 | 403 | 208 | 329 | 31 |
| E10E: Would you like other people to use marijuana? | | | | | | | | | | | | | | | | |
| 1. Never | 64.4 | 60.0 | 68.7 | 64.0 | 77.5 | 58.0 | 64.1 | 69.4 | 61.2 | 65.6 | 61.0 | 92.2 | 52.3 | 39.9 | 31.2 | 22.1 |
| 2. Seldom | 12.3 | 10.6 | 13.9 | 12.1 | 6.7 | 10.5 | 12.5 | 11.3 | 15.0 | 12.8 | 10.7 | 3.9 | 18.8 | 20.3 | 19.3 | 12.3 |
| 3. Sometimes | 12.0 | 14.0 | 10.1 | 12.2 | 9.3 | 14.1 | 12.0 | 10.9 | 12.5 | 11.6 | 14.1 | 2.4 | 19.0 | 20.5 | 21.3 | 25.0 |
| 4. Most times | 4.9 | 6.7 | 3.6 | 5.3 | 3.2 | 9.1 | 4.9 | 3.1 | 5.0 | 5.0 | 4.6 | 0.4 | 6.2 | 9.1 | 11.1 | 15.1 |
| 5. Always | 6.3 | 8.8 | 3.7 | 6.4 | 3.4 | 8.3 | 6.5 | 5.3 | 6.2 | 5.0 | 9.6 | 1.0 | 3.6 | 10.3 | 17.1 | 25.6 |
| <i>Item 22090 Subject A11d, C08</i> <i>N</i> | 1822 | 820 | 947 | 1219 | 180 | 276 | 495 | 650 | 401 | 1444 | 351 | 825 | 399 | 208 | 327 | 32 |

†=excludes respondents for whom question was inappropriate.

| QUESTIONNAIRE FORM 5 2002 | TOTAL | SEX | | RACE | | REGION | | | | COLLEGE PLANS? | | ILLICIT DRUG USE: LIFETIME | | | | |
|--|---------------|------|------|-------|-------|--------|------|------|------|-------------------|------|----------------------------|------------------------|--------------|---------------|--------------------|
| | | M | F | White | Black | NE | NC | S | W | Yes | No | None | Mari- juana Only | Few Pills | More Pills | Any Her- oin |
| <i>N (Weighted No. of Cases):</i> | 2267 | 1025 | 1118 | 1409 | 244 | 440 | 567 | 766 | 495 | 1679 | 443 | 1015 | 501 | 231 | 395 | 40 |
| <i>% of Weighted Total:</i> | 100.0 | 45.2 | 49.3 | 62.2 | 10.8 | 19.4 | 25.0 | 33.8 | 21.8 | 74.1 | 19.6 | 44.8 | 22.1 | 10.2 | 17.4 | 1.7 |
| E10F: Would you like to use other drugs? | | | | | | | | | | | | | | | | |
| 1. Never | 87.7 | 84.0 | 90.8 | 87.5 | 90.6 | 83.8 | 86.5 | 88.8 | 90.0 | 89.3 | 82.3 | 97.7 | 93.2 | 85.5 | 65.9 | 26.3 |
| 2. Seldom | 4.6 | 6.6 | 3.1 | 4.9 | 2.8 | 5.9 | 5.9 | 3.7 | 3.7 | 5.0 | 3.3 | 0.6 | 2.9 | 7.9 | 12.9 | 17.1 |
| 3. Sometimes | 3.8 | 5.1 | 2.9 | 4.1 | 3.7 | 5.0 | 3.1 | 4.0 | 3.8 | 3.3 | 5.7 | 0.8 | 2.6 | 3.4 | 11.2 | 20.1 |
| 4. Most times | 1.3 | 0.8 | 1.5 | 0.9 | 0.2 | 2.1 | 1.0 | 1.6 | 0.5 | 0.9 | 2.3 | - | 1.2 | 0.7 | 2.6 | 17.3 |
| 5. Always | 2.6 | 3.5 | 1.7 | 2.6 | 2.7 | 3.2 | 3.5 | 2.0 | 1.9 | 1.5 | 6.3 | 0.9 | 0.1 | 2.5 | 7.4 | 19.2 |
| <i>Item 22100 Subject A05c, C08</i> | <i>N</i> 1825 | 819 | 952 | 1222 | 177 | 276 | 496 | 651 | 402 | 1449 | 350 | 823 | 404 | 207 | 329 | 32 |
| E10G: Would you like other people to use other drugs? | | | | | | | | | | | | | | | | |
| 1. Never | 86.1 | 81.9 | 89.7 | 86.7 | 88.3 | 81.7 | 85.9 | 88.1 | 86.1 | 87.5 | 81.2 | 95.7 | 90.8 | 81.4 | 66.3 | 35.1 |
| 2. Seldom | 5.8 | 7.5 | 4.4 | 5.6 | 3.7 | 6.0 | 6.6 | 4.4 | 6.7 | 6.2 | 4.2 | 1.9 | 4.4 | 9.4 | 12.7 | 20.7 |
| 3. Sometimes | 4.9 | 6.2 | 3.9 | 4.9 | 5.1 | 7.5 | 3.8 | 5.0 | 4.3 | 4.1 | 8.0 | 1.4 | 4.0 | 5.9 | 12.2 | 19.1 |
| 4. Most times | 0.9 | 0.8 | 0.9 | 0.8 | - | 2.0 | 0.4 | 0.7 | 1.3 | 0.8 | 1.0 | 0.2 | 0.7 | 0.7 | 2.1 | 5.9 |
| 5. Always | 2.3 | 3.5 | 1.1 | 2.0 | 2.9 | 2.7 | 3.2 | 1.8 | 1.6 | 1.4 | 5.5 | 0.8 | 0.1 | 2.5 | 6.7 | 19.2 |
| <i>Item 22110 Subject A11d, C08</i> | <i>N</i> 1815 | 817 | 944 | 1217 | 178 | 276 | 491 | 647 | 401 | 1442 | 347 | 816 | 402 | 206 | 328 | 32 |
| E11: If you had ever used marijuana or hashish, do you think that you would have said so in this questionnaire? | | | | | | | | | | | | | | | | |
| 1. No | 8.6 | 9.4 | 7.9 | 6.9 | 22.2 | 8.4 | 9.4 | 8.3 | 8.4 | 6.3 | 17.7 | 12.8 | 4.4 | 5.0 | 4.9 | 4.7 |
| 2. Not sure | 6.0 | 6.4 | 5.7 | 5.8 | 9.4 | 7.8 | 5.2 | 6.6 | 4.8 | 6.3 | 4.9 | 8.8 | 5.0 | 2.8 | 2.5 | 1.5 |
| 3. Yes | 51.8 | 49.7 | 53.6 | 52.5 | 45.8 | 52.6 | 50.6 | 54.3 | 48.8 | 53.9 | 43.6 | 74.8 | 30.7 | 39.2 | 30.8 | 33.9 |
| 4. I did say so | 33.5 | 34.5 | 32.8 | 34.7 | 22.5 | 31.2 | 34.8 | 30.8 | 38.0 | 33.4 | 33.8 | 3.5 | 59.9 | 53.0 | 61.8 | 59.9 |
| <i>Item 20800 Subject A15a</i> | <i>N</i> 1832 | 821 | 954 | 1225 | 180 | 281 | 495 | 652 | 404 | 1448 | 356 | 824 | 404 | 206 | 333 | 32 |
| E12: If you had ever used amphetamines (without a doctor's orders), do you think that you would have said so in this questionnaire? | | | | | | | | | | | | | | | | |
| 1. No | 11.8 | 13.1 | 10.0 | 9.8 | 24.8 | 12.5 | 13.5 | 10.2 | 11.9 | 8.9 | 23.1 | 13.1 | 11.8 | 8.5 | 9.8 | 6.3 |
| 2. Not sure | 8.0 | 8.9 | 7.0 | 7.6 | 11.5 | 10.6 | 6.7 | 8.3 | 7.4 | 8.2 | 7.0 | 9.9 | 7.9 | 8.9 | 2.3 | 2.6 |
| 3. Yes | 67.6 | 65.6 | 70.8 | 70.7 | 55.9 | 63.8 | 68.1 | 69.7 | 66.2 | 70.5 | 57.3 | 73.3 | 71.9 | 70.0 | 54.1 | 27.7 |
| 4. I did say so | 12.6 | 12.4 | 12.1 | 11.9 | 7.8 | 13.1 | 11.8 | 11.9 | 14.4 | 12.4 | 12.6 | 3.7 | 8.4 | 12.6 | 33.7 | 63.4 |
| <i>Item 20810 Subject A15a</i> | <i>N</i> 1822 | 815 | 951 | 1217 | 182 | 278 | 494 | 652 | 399 | 1442 | 353 | 821 | 401 | 204 | 332 | 32 |
| E13: If you had ever used heroin, do you think that you would have said so in this questionnaire? | | | | | | | | | | | | | | | | |
| 1. No | 13.5 | 14.6 | 11.9 | 11.6 | 26.8 | 14.3 | 13.7 | 11.2 | 16.5 | 10.5 | 25.0 | 14.1 | 13.4 | 11.6 | 11.3 | 8.1 |
| 2. Not sure | 9.6 | 10.1 | 9.0 | 9.2 | 12.4 | 12.7 | 8.1 | 10.8 | 7.5 | 10.3 | 7.5 | 10.8 | 9.5 | 11.5 | 6.6 | 1.2 |
| 3. Yes | 70.5 | 68.6 | 73.7 | 74.3 | 53.5 | 66.4 | 71.7 | 72.5 | 68.8 | 73.5 | 59.3 | 71.6 | 70.0 | 74.0 | 72.7 | 35.6 |
| 4. I did say so | 6.3 | 6.6 | 5.4 | 4.9 | 7.2 | 6.6 | 6.6 | 5.5 | 7.1 | 5.7 | 8.3 | 3.5 | 7.0 | 2.9 | 9.4 | 55.2 |
| <i>Item 20820 Subject A15a</i> | <i>N</i> 1818 | 814 | 948 | 1214 | 179 | 277 | 492 | 649 | 399 | 1438 | 353 | 816 | 401 | 204 | 332 | 32 |

DESCRIPTIVE RESULTS: 2002

221

| QUESTIONNAIRE FORM 6 2002 | TOTAL | SEX | | RACE | | REGION | | | | COLLEGE PLANS? | | ILLICIT DRUG USE: LIFETIME | | | | |
|---|---------------|------|------|-------|-------|--------|------|------|------|-------------------|------|----------------------------|------------------------|--------------|---------------|--------------------|
| | | M | F | White | Black | NE | NC | S | W | Yes | No | None | Mari- juana Only | Few Pills | More Pills | Any Her- oin |
| <i>N (Weighted No. of Cases):</i> | 2276 | 990 | 1158 | 1417 | 261 | 445 | 574 | 757 | 499 | 1678 | 432 | 1035 | 553 | 205 | 368 | 42 |
| <i>% of Weighted Total:</i> | 100.0 | 43.5 | 50.9 | 62.3 | 11.5 | 19.6 | 25.2 | 33.3 | 21.9 | 73.7 | 19.0 | 45.5 | 24.3 | 9.0 | 16.2 | 1.9 |
| A01: How satisfied are you with your life as a whole these days? | | | | | | | | | | | | | | | | |
| 1. Completely dissatisfied | 1.7 | 2.2 | 1.2 | 1.3 | 2.5 | 1.5 | 2.2 | 1.6 | 1.4 | 1.3 | 2.5 | 2.0 | 0.6 | - | 2.3 | 6.0 |
| 2. Quite dissatisfied | 5.4 | 4.7 | 5.9 | 4.7 | 5.7 | 4.7 | 5.3 | 5.6 | 5.6 | 5.4 | 5.4 | 4.9 | 3.7 | 3.2 | 10.4 | 5.7 |
| 3. Somewhat dissatisfied | 7.6 | 7.8 | 7.0 | 7.5 | 6.8 | 7.8 | 9.1 | 5.4 | 9.0 | 7.2 | 8.1 | 7.0 | 6.3 | 4.7 | 11.0 | 6.2 |
| 4. Neither, or mixed feelings | 10.0 | 10.0 | 9.8 | 8.8 | 9.2 | 12.4 | 9.1 | 6.4 | 14.5 | 8.8 | 13.0 | 8.2 | 11.6 | 10.7 | 10.0 | 30.5 |
| 5. Somewhat satisfied | 24.7 | 24.5 | 24.7 | 21.8 | 29.2 | 26.2 | 22.6 | 25.0 | 25.6 | 24.8 | 24.2 | 20.5 | 28.7 | 33.7 | 27.3 | 15.9 |
| 6. Quite satisfied | 39.7 | 39.1 | 41.5 | 45.3 | 33.2 | 38.4 | 41.7 | 41.9 | 35.0 | 42.5 | 34.2 | 43.5 | 41.8 | 37.1 | 32.0 | 14.8 |
| 7. Completely satisfied | 10.9 | 11.6 | 10.0 | 10.6 | 13.4 | 8.9 | 9.9 | 14.2 | 8.8 | 10.1 | 12.7 | 13.9 | 7.3 | 10.7 | 7.0 | 20.9 |
| <i>Item 6840 Subject P01, Q01</i> | <i>N</i> 2189 | 957 | 1126 | 1375 | 247 | 431 | 546 | 738 | 473 | 1630 | 408 | 1006 | 534 | 199 | 350 | 41 |
| A02: The next questions ask about the kinds of things you might do. How often do you do each of the following? | | | | | | | | | | | | | | | | |
| A02A: Watch TV | | | | | | | | | | | | | | | | |
| 1. Never | 1.0 | 1.6 | 0.4 | 1.3 | 0.3 | 1.2 | 1.4 | 1.0 | 0.2 | 0.8 | 1.5 | 0.8 | 1.2 | - | 1.4 | 2.5 |
| 2. A few times a year | 2.0 | 1.9 | 1.6 | 1.8 | 1.9 | 2.0 | 1.9 | 1.3 | 3.0 | 1.2 | 3.1 | 1.8 | 1.3 | 1.0 | 3.0 | 5.3 |
| 3. Once or twice a month | 4.8 | 4.3 | 5.3 | 5.9 | 2.5 | 4.0 | 6.2 | 4.9 | 3.8 | 4.9 | 5.4 | 3.8 | 4.4 | 5.9 | 6.5 | 17.0 |
| 4. At least once a week | 26.6 | 20.8 | 31.8 | 26.6 | 14.7 | 27.4 | 26.2 | 23.6 | 31.0 | 26.3 | 28.4 | 24.6 | 27.4 | 33.0 | 26.3 | 37.8 |
| 5. Almost every day | 65.6 | 71.5 | 60.8 | 64.5 | 80.6 | 65.5 | 64.4 | 69.1 | 61.9 | 66.8 | 61.6 | 69.2 | 65.7 | 60.1 | 62.9 | 37.3 |
| <i>Item 5820 Subject C07</i> | <i>N</i> 2265 | 987 | 1158 | 1415 | 260 | 442 | 572 | 754 | 497 | 1677 | 432 | 1033 | 553 | 205 | 368 | 41 |
| A02B: Go to movies | | | | | | | | | | | | | | | | |
| 1. Never | 3.2 | 3.9 | 2.7 | 3.6 | 3.6 | 3.2 | 4.4 | 3.4 | 1.5 | 2.3 | 6.3 | 2.6 | 2.5 | 3.5 | 5.2 | 6.7 |
| 2. A few times a year | 32.3 | 30.3 | 33.6 | 31.5 | 35.6 | 37.6 | 31.0 | 30.8 | 31.1 | 30.2 | 38.0 | 32.5 | 29.0 | 28.0 | 37.0 | 37.1 |
| 3. Once or twice a month | 56.1 | 55.1 | 57.9 | 57.9 | 53.6 | 52.8 | 55.7 | 57.6 | 57.5 | 58.9 | 48.2 | 54.4 | 59.0 | 64.2 | 54.6 | 48.9 |
| 4. At least once a week | 8.0 | 10.3 | 5.7 | 6.6 | 7.3 | 6.2 | 8.6 | 8.1 | 9.0 | 8.3 | 7.3 | 10.0 | 9.1 | 4.2 | 3.0 | 6.8 |
| 5. Almost every day | 0.4 | 0.5 | 0.2 | 0.4 | - | 0.3 | 0.3 | 0.1 | 1.0 | 0.3 | 0.3 | 0.4 | 0.4 | - | 0.3 | 0.4 |
| <i>Item 5830 Subject C07</i> | <i>N</i> 2263 | 987 | 1155 | 1414 | 258 | 443 | 572 | 752 | 496 | 1674 | 432 | 1031 | 553 | 205 | 368 | 41 |
| A02C: Go to rock concerts | | | | | | | | | | | | | | | | |
| 1. Never | 53.5 | 52.4 | 53.1 | 43.5 | 80.9 | 51.2 | 47.5 | 56.9 | 57.5 | 51.5 | 57.0 | 62.5 | 54.1 | 42.2 | 34.0 | 36.4 |
| 2. A few times a year | 39.9 | 39.0 | 42.6 | 49.3 | 15.5 | 42.3 | 45.2 | 37.5 | 35.0 | 42.7 | 33.6 | 33.7 | 39.3 | 49.2 | 55.3 | 46.4 |
| 3. Once or twice a month | 4.9 | 6.6 | 3.2 | 5.9 | 1.3 | 5.5 | 5.0 | 4.2 | 5.5 | 4.7 | 6.0 | 3.0 | 4.7 | 6.9 | 9.3 | 8.3 |
| 4. At least once a week | 1.1 | 1.5 | 0.6 | 0.7 | 2.3 | 0.4 | 1.6 | 0.9 | 1.6 | 0.7 | 2.2 | 0.6 | 1.1 | 1.7 | 1.0 | 2.9 |
| 5. Almost every day | 0.5 | 0.5 | 0.5 | 0.6 | - | 0.6 | 0.7 | 0.5 | 0.4 | 0.4 | 1.2 | 0.3 | 0.8 | - | 0.5 | 6.1 |
| <i>Item 5845 Subject C07</i> | <i>N</i> 2259 | 985 | 1154 | 1411 | 258 | 443 | 569 | 753 | 494 | 1671 | 431 | 1031 | 550 | 204 | 368 | 41 |
| A02D: Ride around in a car (or motorcycle) just for fun | | | | | | | | | | | | | | | | |
| 1. Never | 9.5 | 10.1 | 9.0 | 9.1 | 11.3 | 11.1 | 7.8 | 9.5 | 9.8 | 10.3 | 6.0 | 14.0 | 6.9 | 5.3 | 3.9 | 2.6 |
| 2. A few times a year | 10.5 | 8.3 | 12.9 | 10.2 | 11.2 | 10.5 | 11.8 | 9.3 | 10.8 | 10.8 | 8.5 | 16.0 | 7.1 | 2.9 | 4.9 | 6.8 |
| 3. Once or twice a month | 14.3 | 13.8 | 15.0 | 15.9 | 9.5 | 13.9 | 14.7 | 14.3 | 14.3 | 14.9 | 12.7 | 14.7 | 14.2 | 16.6 | 13.8 | 7.5 |
| 4. At least once a week | 29.6 | 28.7 | 30.9 | 29.1 | 30.0 | 29.6 | 29.7 | 28.1 | 32.0 | 29.2 | 32.4 | 28.1 | 36.2 | 27.7 | 26.7 | 33.2 |
| 5. Almost every day | 36.1 | 39.1 | 32.3 | 35.7 | 38.0 | 34.9 | 35.9 | 38.8 | 33.1 | 34.8 | 40.4 | 27.1 | 35.6 | 47.5 | 50.8 | 49.8 |
| <i>Item 5850 Subject C07</i> | <i>N</i> 2265 | 988 | 1156 | 1414 | 260 | 443 | 572 | 755 | 495 | 1676 | 432 | 1034 | 552 | 205 | 367 | 41 |
| A02E: Participate in community affairs or volunteer work | | | | | | | | | | | | | | | | |
| 1. Never | 22.6 | 27.6 | 17.0 | 21.6 | 26.3 | 20.4 | 24.7 | 21.4 | 24.1 | 16.7 | 41.1 | 16.9 | 22.8 | 28.3 | 32.3 | 26.5 |
| 2. A few times a year | 44.3 | 43.6 | 45.7 | 46.5 | 35.2 | 49.4 | 40.8 | 43.0 | 45.8 | 46.4 | 36.7 | 41.9 | 50.3 | 43.9 | 43.8 | 47.9 |
| 3. Once or twice a month | 19.9 | 17.6 | 22.2 | 21.0 | 20.5 | 17.3 | 22.7 | 23.4 | 13.6 | 22.6 | 11.8 | 25.0 | 17.1 | 15.7 | 13.1 | 16.0 |
| 4. At least once a week | 10.3 | 9.0 | 12.1 | 9.1 | 11.9 | 8.7 | 10.0 | 9.1 | 14.1 | 11.1 | 9.6 | 13.3 | 7.6 | 9.1 | 7.6 | 7.1 |
| 5. Almost every day | 2.8 | 2.2 | 3.0 | 1.8 | 6.1 | 4.3 | 1.7 | 3.1 | 2.4 | 3.2 | 0.8 | 2.9 | 2.2 | 2.9 | 3.2 | 2.5 |
| <i>Item 5860 Subject C07, O02</i> | <i>N</i> 2262 | 988 | 1155 | 1413 | 259 | 442 | 571 | 754 | 496 | 1675 | 431 | 1032 | 552 | 205 | 368 | 41 |
| A02F: Actively participate in sports, athletics or exercising | | | | | | | | | | | | | | | | |
| 1. Never | 10.0 | 6.6 | 12.3 | 9.1 | 8.9 | 10.2 | 6.4 | 11.4 | 11.7 | 7.5 | 18.8 | 9.7 | 9.7 | 7.0 | 12.4 | 17.3 |
| 2. A few times a year | 11.8 | 10.2 | 13.1 | 10.3 | 16.9 | 9.0 | 14.7 | 12.2 | 10.4 | 10.9 | 15.3 | 12.3 | 8.8 | 13.0 | 14.2 | 17.5 |
| 3. Once or twice a month | 14.5 | 10.6 | 17.5 | 14.3 | 15.2 | 14.9 | 14.2 | 16.8 | 11.2 | 13.7 | 17.3 | 13.4 | 15.2 | 18.6 | 13.1 | 18.6 |
| 4. At least once a week | 23.4 | 24.0 | 23.6 | 24.1 | 16.7 | 23.9 | 24.2 | 21.8 | 24.5 | 24.5 | 21.8 | 23.4 | 24.0 | 24.6 | 22.7 | 20.2 |
| 5. Almost every day | 40.3 | 48.7 | 33.5 | 42.2 | 42.4 | 42.0 | 40.5 | 37.8 | 42.2 | 43.5 | 26.8 | 41.2 | 42.4 | 36.8 | 37.5 | 26.3 |
| <i>Item 5890 Subject C07, T02</i> | <i>N</i> 2261 | 987 | 1156 | 1414 | 260 | 440 | 572 | 752 | 496 | 1676 | 432 | 1033 | 553 | 205 | 368 | 41 |

| QUESTIONNAIRE FORM 6 2002 | TOTAL | SEX | | RACE | | REGION | | | | COLLEGE PLANS? | | ILLICIT DRUG USE: LIFETIME | | | | |
|---|---------------|------------|-------------|-------------|------------|------------|------------|------------|------------|-------------------|------------|----------------------------|------------------------|--------------|---------------|--------------------|
| | | M | F | White | Black | NE | NC | S | W | Yes | No | None | Mari- juana Only | Few Pills | More Pills | Any Her- oin |
| <i>N (Weighted No. of Cases):</i> | 2276 | 990 | 1158 | 1417 | 261 | 445 | 574 | 757 | 499 | 1678 | 432 | 1035 | 553 | 205 | 368 | 42 |
| <i>% of Weighted Total:</i> | 100.0 | 43.5 | 50.9 | 62.3 | 11.5 | 19.6 | 25.2 | 33.3 | 21.9 | 73.7 | 19.0 | 45.5 | 24.3 | 9.0 | 16.2 | 1.9 |
| A02G: Get together with friends informally | | | | | | | | | | | | | | | | |
| 1. Never | 1.4 | 1.4 | 1.2 | 1.2 | 1.5 | 1.0 | 0.9 | 1.7 | 1.9 | 1.0 | 1.5 | 1.5 | 1.5 | 0.3 | 1.1 | 5.2 |
| 2. A few times a year | 3.4 | 1.9 | 4.5 | 2.1 | 4.5 | 3.8 | 2.3 | 3.2 | 4.6 | 2.5 | 5.7 | 5.4 | 1.4 | 1.1 | 1.8 | 7.9 |
| 3. Once or twice a month | 12.3 | 10.8 | 12.9 | 9.6 | 17.7 | 11.1 | 10.6 | 12.1 | 15.7 | 11.6 | 13.9 | 15.7 | 9.5 | 8.8 | 7.5 | 5.8 |
| 4. At least once a week | 39.9 | 38.3 | 42.2 | 40.3 | 35.2 | 39.6 | 41.6 | 37.3 | 42.3 | 41.2 | 37.4 | 44.8 | 38.3 | 43.1 | 31.5 | 24.3 |
| 5. Almost every day | 42.9 | 47.6 | 39.2 | 46.8 | 41.0 | 44.5 | 44.7 | 45.6 | 35.4 | 43.7 | 41.4 | 32.6 | 49.3 | 46.7 | 58.2 | 56.9 |
| <i>Item 5920 Subject C07, M04</i> | <i>N</i> 2253 | <i>987</i> | <i>1149</i> | <i>1405</i> | <i>261</i> | <i>441</i> | <i>567</i> | <i>750</i> | <i>495</i> | <i>1671</i> | <i>429</i> | <i>1029</i> | <i>551</i> | <i>205</i> | <i>367</i> | <i>38</i> |
| A02H: Go shopping or window-shopping | | | | | | | | | | | | | | | | |
| 1. Never | 4.5 | 8.3 | 1.0 | 4.9 | 3.6 | 3.3 | 5.7 | 3.6 | 5.4 | 3.6 | 7.7 | 3.5 | 4.2 | 4.7 | 7.2 | 4.4 |
| 2. A few times a year | 14.9 | 25.9 | 5.6 | 16.8 | 7.9 | 16.3 | 11.4 | 16.1 | 15.7 | 13.6 | 19.4 | 16.0 | 12.1 | 9.9 | 19.6 | 12.4 |
| 3. Once or twice a month | 45.7 | 44.6 | 47.3 | 47.8 | 43.6 | 43.9 | 47.7 | 45.1 | 45.7 | 48.1 | 40.5 | 45.6 | 48.7 | 50.8 | 39.4 | 41.8 |
| 4. At least once a week | 30.2 | 18.9 | 39.5 | 27.3 | 37.3 | 32.2 | 30.7 | 30.3 | 27.7 | 30.3 | 26.9 | 30.9 | 30.3 | 28.3 | 27.9 | 37.1 |
| 5. Almost every day | 4.8 | 2.3 | 6.6 | 3.1 | 7.7 | 4.3 | 4.4 | 5.0 | 5.5 | 4.3 | 5.5 | 4.0 | 4.6 | 6.3 | 6.0 | 4.2 |
| <i>Item 5930 Subject C07, F01</i> | <i>N</i> 2257 | <i>986</i> | <i>1152</i> | <i>1412</i> | <i>255</i> | <i>442</i> | <i>570</i> | <i>749</i> | <i>496</i> | <i>1674</i> | <i>429</i> | <i>1028</i> | <i>552</i> | <i>205</i> | <i>368</i> | <i>41</i> |
| A02I: Spend at least an hour of leisure time alone | | | | | | | | | | | | | | | | |
| 1. Never | 6.7 | 8.1 | 5.0 | 5.6 | 7.8 | 4.7 | 7.3 | 7.6 | 6.5 | 6.1 | 7.9 | 5.9 | 5.2 | 6.8 | 9.3 | 13.5 |
| 2. A few times a year | 6.7 | 7.2 | 6.3 | 6.7 | 6.9 | 4.3 | 8.7 | 5.4 | 8.6 | 5.4 | 10.2 | 7.6 | 4.5 | 2.5 | 7.8 | 17.0 |
| 3. Once or twice a month | 13.0 | 10.9 | 14.7 | 13.2 | 12.2 | 13.5 | 12.6 | 11.7 | 15.0 | 12.5 | 14.7 | 13.1 | 14.1 | 12.5 | 10.9 | 14.2 |
| 4. At least once a week | 34.4 | 30.2 | 38.5 | 35.5 | 27.5 | 38.3 | 34.8 | 34.0 | 31.0 | 36.0 | 30.5 | 34.4 | 33.7 | 38.7 | 33.5 | 34.4 |
| 5. Almost every day | 39.2 | 43.7 | 35.5 | 39.0 | 45.7 | 39.2 | 36.7 | 41.2 | 38.9 | 40.0 | 36.7 | 39.0 | 42.6 | 39.5 | 38.5 | 20.9 |
| <i>Item 5940 Subject C07</i> | <i>N</i> 2256 | <i>983</i> | <i>1156</i> | <i>1412</i> | <i>257</i> | <i>440</i> | <i>570</i> | <i>750</i> | <i>496</i> | <i>1673</i> | <i>431</i> | <i>1028</i> | <i>552</i> | <i>204</i> | <i>368</i> | <i>41</i> |
| A02J: Read magazines | | | | | | | | | | | | | | | | |
| 1. Never | 6.7 | 7.8 | 5.1 | 6.8 | 3.8 | 7.7 | 7.0 | 6.8 | 5.1 | 6.0 | 6.9 | 6.0 | 6.2 | 9.3 | 7.0 | 10.4 |
| 2. A few times a year | 13.1 | 16.1 | 10.7 | 13.3 | 10.4 | 11.4 | 11.9 | 15.0 | 12.9 | 12.6 | 14.7 | 13.9 | 13.6 | 13.3 | 8.9 | 19.8 |
| 3. Once or twice a month | 36.0 | 30.8 | 40.8 | 38.9 | 25.1 | 35.9 | 39.0 | 34.5 | 34.7 | 37.6 | 33.5 | 38.0 | 32.5 | 35.1 | 39.1 | 34.1 |
| 4. At least once a week | 34.4 | 33.9 | 35.5 | 32.5 | 48.0 | 33.2 | 33.1 | 34.0 | 37.6 | 34.6 | 33.8 | 32.1 | 36.3 | 36.6 | 37.2 | 33.8 |
| 5. Almost every day | 9.9 | 11.4 | 7.9 | 8.6 | 12.8 | 11.7 | 9.0 | 9.6 | 9.5 | 9.3 | 11.2 | 10.0 | 11.3 | 5.7 | 7.8 | 1.9 |
| <i>Item 23070 Subject C07</i> | <i>N</i> 2253 | <i>983</i> | <i>1154</i> | <i>1413</i> | <i>255</i> | <i>439</i> | <i>568</i> | <i>751</i> | <i>495</i> | <i>1671</i> | <i>430</i> | <i>1030</i> | <i>549</i> | <i>203</i> | <i>367</i> | <i>41</i> |
| A02K: Read newspapers | | | | | | | | | | | | | | | | |
| 1. Never | 8.2 | 8.2 | 7.4 | 7.3 | 6.4 | 9.9 | 6.6 | 8.7 | 7.6 | 6.5 | 12.3 | 7.1 | 9.1 | 8.5 | 9.0 | 9.7 |
| 2. A few times a year | 16.7 | 15.7 | 17.5 | 17.0 | 8.4 | 10.8 | 17.9 | 17.5 | 19.2 | 16.6 | 17.0 | 15.0 | 18.4 | 18.5 | 18.3 | 18.5 |
| 3. Once or twice a month | 24.1 | 23.2 | 25.2 | 23.9 | 22.7 | 20.2 | 24.8 | 25.3 | 25.2 | 24.6 | 23.4 | 22.7 | 25.7 | 28.0 | 24.5 | 18.9 |
| 4. At least once a week | 31.4 | 29.3 | 33.8 | 30.7 | 38.3 | 30.9 | 27.7 | 35.0 | 30.5 | 31.5 | 31.1 | 35.6 | 26.9 | 26.4 | 29.6 | 40.2 |
| 5. Almost every day | 19.6 | 23.6 | 16.2 | 21.0 | 24.1 | 28.2 | 23.0 | 13.4 | 17.5 | 20.7 | 16.3 | 19.7 | 19.7 | 18.6 | 18.7 | 12.6 |
| <i>Item 23080 Subject C07</i> | <i>N</i> 2254 | <i>983</i> | <i>1155</i> | <i>1411</i> | <i>256</i> | <i>441</i> | <i>568</i> | <i>751</i> | <i>494</i> | <i>1672</i> | <i>430</i> | <i>1033</i> | <i>548</i> | <i>204</i> | <i>368</i> | <i>41</i> |
| A02L: Go to taverns, bars or nightclubs | | | | | | | | | | | | | | | | |
| 1. Never | 49.4 | 47.1 | 53.1 | 50.3 | 48.2 | 44.7 | 48.7 | 48.3 | 56.3 | 50.4 | 48.4 | 63.2 | 42.2 | 36.6 | 35.9 | 21.6 |
| 2. A few times a year | 22.8 | 24.6 | 21.0 | 24.3 | 18.9 | 29.1 | 20.9 | 23.6 | 18.2 | 23.3 | 22.2 | 21.1 | 24.3 | 26.0 | 22.4 | 26.2 |
| 3. Once or twice a month | 18.4 | 17.7 | 18.3 | 17.6 | 20.1 | 16.7 | 19.0 | 18.4 | 19.0 | 17.8 | 17.3 | 11.0 | 24.0 | 24.0 | 24.9 | 32.2 |
| 4. At least once a week | 7.4 | 7.3 | 7.0 | 5.8 | 10.0 | 8.0 | 7.7 | 8.4 | 4.8 | 6.8 | 8.8 | 3.7 | 7.7 | 10.7 | 13.0 | 12.0 |
| 5. Almost every day | 2.0 | 3.4 | 0.7 | 2.0 | 2.8 | 1.5 | 3.8 | 1.3 | 1.6 | 1.6 | 3.4 | 1.0 | 1.8 | 2.7 | 3.8 | 8.0 |
| <i>Item 5960 Subject C07</i> | <i>N</i> 2260 | <i>986</i> | <i>1156</i> | <i>1411</i> | <i>261</i> | <i>441</i> | <i>570</i> | <i>753</i> | <i>495</i> | <i>1675</i> | <i>431</i> | <i>1032</i> | <i>552</i> | <i>204</i> | <i>368</i> | <i>41</i> |
| A02M: Go to parties or other social affairs | | | | | | | | | | | | | | | | |
| 1. Never | 6.5 | 6.3 | 6.0 | 5.9 | 7.9 | 4.1 | 6.6 | 7.2 | 7.4 | 5.4 | 8.9 | 9.5 | 4.5 | 4.1 | 2.0 | 2.5 |
| 2. A few times a year | 22.6 | 21.4 | 24.5 | 20.7 | 29.7 | 24.7 | 14.9 | 24.9 | 25.9 | 23.7 | 20.9 | 31.8 | 16.9 | 11.9 | 13.9 | 12.7 |
| 3. Once or twice a month | 37.9 | 36.4 | 39.3 | 36.8 | 42.4 | 37.8 | 37.7 | 38.1 | 37.9 | 39.2 | 32.9 | 37.6 | 42.3 | 44.4 | 30.8 | 26.7 |
| 4. At least once a week | 29.0 | 30.4 | 27.7 | 33.1 | 16.6 | 30.3 | 35.3 | 26.7 | 24.1 | 29.1 | 29.0 | 19.3 | 33.3 | 37.7 | 44.5 | 35.7 |
| 5. Almost every day | 4.0 | 5.6 | 2.4 | 3.5 | 3.4 | 3.1 | 5.4 | 3.1 | 4.7 | 2.6 | 8.3 | 1.8 | 3.1 | 1.9 | 8.8 | 22.4 |
| <i>Item 5970 Subject C07</i> | <i>N</i> 2260 | <i>988</i> | <i>1157</i> | <i>1413</i> | <i>261</i> | <i>442</i> | <i>570</i> | <i>753</i> | <i>495</i> | <i>1676</i> | <i>431</i> | <i>1034</i> | <i>552</i> | <i>204</i> | <i>368</i> | <i>41</i> |
| A02N: Go to video arcades | | | | | | | | | | | | | | | | |
| 1. Never | 55.0 | 40.7 | 68.1 | 60.8 | 46.9 | 53.0 | 57.3 | 58.7 | 48.7 | 56.4 | 51.3 | 56.2 | 54.2 | 57.4 | 53.3 | 50.4 |
| 2. A few times a year | 30.0 | 38.1 | 23.2 | 29.1 | 31.3 | 31.7 | 29.1 | 27.9 | 32.9 | 30.1 | 30.3 | 28.2 | 31.9 | 29.6 | 34.7 | 18.9 |
| 3. Once or twice a month | 12.0 | 16.8 | 7.1 | 8.6 | 17.9 | 11.9 | 10.0 | 11.1 | 15.9 | 10.8 | 15.0 | 11.4 | 11.7 | 13.0 | 10.2 | 25.4 |
| 4. At least once a week | 2.2 | 3.4 | 1.2 | 1.1 | 3.5 | 2.7 | 2.7 | 1.8 | 1.7 | 2.2 | 1.7 | 3.5 | 1.6 | - | 0.9 | 2.7 |
| 5. Almost every day | 0.7 | 1.1 | 0.4 | 0.5 | 0.5 | 0.8 | 0.9 | 0.5 | 0.8 | 0.5 | 1.7 | 0.7 | 0.6 | - | 1.0 | 2.6 |
| <i>Item 29620 Subject C07</i> | <i>N</i> 2259 | <i>987</i> | <i>1154</i> | <i>1411</i> | <i>261</i> | <i>441</i> | <i>568</i> | <i>755</i> | <i>495</i> | <i>1674</i> | <i>431</i> | <i>1031</i> | <i>552</i> | <i>204</i> | <i>368</i> | <i>41</i> |

DESCRIPTIVE RESULTS: 2002

223

| QUESTIONNAIRE FORM 6 2002 | TOTAL | SEX | | RACE | | REGION | | | | COLLEGE PLANS? | | ILLICIT DRUG USE: LIFETIME | | | | |
|---|---------------|------|------|-------|-------|--------|------|------|------|-------------------|------|----------------------------|------------------------|--------------|---------------|--------------------|
| | | M | F | White | Black | NE | NC | S | W | Yes | No | None | Mari- juana Only | Few Pills | More Pills | Any Her- oin |
| <i>N (Weighted No. of Cases):</i> | 2276 | 990 | 1158 | 1417 | 261 | 445 | 574 | 757 | 499 | 1678 | 432 | 1035 | 553 | 205 | 368 | 42 |
| <i>% of Weighted Total:</i> | 100.0 | 43.5 | 50.9 | 62.3 | 11.5 | 19.6 | 25.2 | 33.3 | 21.9 | 73.7 | 19.0 | 45.5 | 24.3 | 9.0 | 16.2 | 1.9 |
| The next questions are about your experiences in school. | | | | | | | | | | | | | | | | |
| A03: How often do you feel that the school work you are assigned is meaningful and important? | | | | | | | | | | | | | | | | |
| 5. Almost always | 7.2 | 5.4 | 8.8 | 4.5 | 10.1 | 7.7 | 5.8 | 6.6 | 9.1 | 6.5 | 6.9 | 10.0 | 6.4 | 1.8 | 3.6 | 6.0 |
| 4. Often | 19.6 | 18.0 | 20.3 | 18.1 | 21.5 | 20.7 | 18.1 | 20.9 | 18.5 | 20.8 | 14.7 | 22.3 | 17.6 | 23.0 | 14.6 | 8.5 |
| 3. Sometimes | 45.2 | 41.6 | 48.3 | 46.3 | 50.7 | 44.1 | 47.1 | 45.5 | 43.8 | 46.2 | 44.3 | 45.7 | 49.0 | 46.8 | 39.3 | 27.1 |
| 2. Seldom | 24.1 | 29.4 | 20.5 | 27.3 | 15.0 | 21.5 | 24.4 | 24.0 | 26.1 | 23.3 | 28.4 | 19.7 | 22.6 | 26.5 | 34.5 | 50.9 |
| 1. Never | 3.9 | 5.6 | 2.1 | 3.9 | 2.7 | 6.0 | 4.6 | 3.1 | 2.5 | 3.2 | 5.7 | 2.3 | 4.3 | 2.0 | 8.0 | 7.5 |
| <i>Item 5700 Subject B01</i> | <i>N</i> 2183 | 948 | 1122 | 1374 | 253 | 430 | 545 | 736 | 472 | 1619 | 415 | 1011 | 531 | 202 | 345 | 41 |
| A04: How interesting are most of your courses to you? | | | | | | | | | | | | | | | | |
| 5. Very exciting and stimulating | 2.7 | 2.4 | 2.2 | 1.6 | 3.4 | 3.4 | 1.8 | 2.8 | 2.8 | 2.3 | 1.4 | 3.8 | 1.9 | 2.2 | 0.4 | - |
| 4. Quite interesting | 17.7 | 16.1 | 18.9 | 16.5 | 19.0 | 18.6 | 17.3 | 16.2 | 19.9 | 17.5 | 17.8 | 20.3 | 14.7 | 18.6 | 12.6 | 26.2 |
| 3. Fairly interesting | 46.7 | 43.3 | 50.6 | 45.3 | 52.1 | 44.7 | 46.4 | 47.1 | 48.1 | 49.0 | 42.2 | 49.0 | 48.4 | 45.1 | 44.0 | 26.0 |
| 2. Slightly dull | 24.2 | 26.1 | 22.6 | 26.8 | 18.4 | 24.9 | 24.3 | 25.9 | 20.9 | 24.8 | 22.9 | 21.9 | 28.1 | 22.8 | 26.1 | 28.6 |
| 1. Very dull | 8.7 | 12.1 | 5.7 | 9.8 | 7.1 | 8.5 | 10.1 | 8.1 | 8.3 | 6.4 | 15.7 | 5.0 | 6.9 | 11.3 | 16.9 | 19.1 |
| <i>Item 5710 Subject B01</i> | <i>N</i> 2255 | 980 | 1157 | 1412 | 257 | 441 | 569 | 751 | 494 | 1673 | 429 | 1031 | 553 | 203 | 365 | 41 |
| A05: How important do you think the things you are learning in school are going to be for your later life? | | | | | | | | | | | | | | | | |
| 5. Very important | 14.9 | 12.4 | 15.6 | 10.4 | 21.3 | 13.0 | 13.3 | 15.5 | 17.3 | 13.9 | 14.9 | 19.4 | 10.7 | 5.3 | 12.7 | 9.0 |
| 4. Quite important | 23.5 | 23.3 | 23.8 | 22.9 | 24.1 | 23.2 | 25.0 | 23.1 | 22.4 | 23.6 | 23.7 | 26.7 | 24.0 | 17.4 | 19.0 | 15.9 |
| 3. Fairly important | 35.5 | 35.6 | 36.5 | 38.3 | 34.0 | 36.3 | 35.9 | 37.0 | 31.9 | 38.6 | 26.1 | 33.1 | 39.3 | 39.8 | 36.2 | 35.1 |
| 2. Slightly important | 22.1 | 22.9 | 21.6 | 23.9 | 18.5 | 21.4 | 22.2 | 21.3 | 23.7 | 20.9 | 28.6 | 18.7 | 22.4 | 31.4 | 25.0 | 26.7 |
| 1. Not at all important | 4.1 | 5.8 | 2.5 | 4.5 | 2.2 | 6.0 | 3.6 | 3.1 | 4.7 | 2.9 | 6.8 | 2.1 | 3.7 | 6.0 | 7.0 | 13.2 |
| <i>Item 5720 Subject B01</i> | <i>N</i> 2252 | 977 | 1157 | 1414 | 258 | 440 | 569 | 749 | 493 | 1669 | 429 | 1034 | 550 | 200 | 364 | 41 |
| A06: Now thinking back over the past year in school, how often did you ... | | | | | | | | | | | | | | | | |
| A06A: Enjoy being in school? | | | | | | | | | | | | | | | | |
| 1. Never | 6.0 | 7.4 | 4.4 | 6.1 | 7.1 | 7.0 | 6.7 | 5.3 | 5.4 | 3.9 | 13.7 | 3.8 | 6.1 | 3.9 | 11.1 | 18.7 |
| 2. Seldom | 17.1 | 18.6 | 15.4 | 18.1 | 16.7 | 17.6 | 16.9 | 17.8 | 15.6 | 15.7 | 21.9 | 12.5 | 20.3 | 23.0 | 22.1 | 23.1 |
| 3. Sometimes | 42.1 | 41.5 | 42.8 | 42.0 | 44.8 | 40.6 | 40.0 | 46.0 | 39.9 | 44.5 | 34.2 | 41.7 | 43.2 | 38.9 | 42.2 | 39.6 |
| 4. Often | 25.4 | 23.6 | 27.8 | 25.3 | 20.7 | 26.4 | 25.4 | 22.2 | 29.3 | 25.8 | 24.7 | 29.0 | 25.0 | 22.9 | 19.8 | 9.5 |
| 5. Almost always | 9.4 | 8.8 | 9.6 | 8.5 | 10.6 | 8.4 | 11.0 | 8.7 | 9.7 | 10.0 | 5.5 | 13.0 | 5.4 | 11.2 | 4.7 | 9.1 |
| <i>Item 23090 Subject B01</i> | <i>N</i> 2263 | 987 | 1158 | 1415 | 260 | 442 | 571 | 755 | 496 | 1678 | 431 | 1034 | 553 | 205 | 368 | 41 |
| A06B: Hate being in school? | | | | | | | | | | | | | | | | |
| 1. Never | 6.0 | 6.7 | 5.2 | 4.1 | 8.5 | 7.4 | 5.6 | 5.1 | 6.5 | 5.5 | 5.7 | 8.4 | 4.7 | 3.0 | 2.5 | 4.6 |
| 2. Seldom | 24.0 | 23.4 | 25.3 | 25.2 | 21.6 | 25.0 | 24.5 | 21.5 | 26.4 | 26.4 | 17.1 | 29.5 | 19.0 | 28.1 | 17.2 | 18.4 |
| 3. Sometimes | 34.9 | 32.4 | 37.0 | 35.9 | 30.0 | 30.9 | 36.2 | 36.7 | 34.4 | 37.1 | 27.9 | 34.3 | 38.8 | 36.0 | 31.2 | 24.9 |
| 4. Often | 24.4 | 25.5 | 23.5 | 24.6 | 29.1 | 26.3 | 23.1 | 24.8 | 23.5 | 23.4 | 29.0 | 21.2 | 26.9 | 25.8 | 28.8 | 21.0 |
| 5. Almost always | 10.7 | 12.0 | 9.0 | 10.3 | 10.8 | 10.4 | 10.6 | 11.9 | 9.2 | 7.7 | 20.3 | 6.6 | 10.7 | 7.1 | 20.4 | 31.1 |
| <i>Item 23100 Subject B01</i> | <i>N</i> 2262 | 986 | 1158 | 1414 | 260 | 440 | 571 | 755 | 496 | 1678 | 431 | 1034 | 553 | 205 | 368 | 41 |
| A06C: Try to do your best work in school? | | | | | | | | | | | | | | | | |
| 1. Never | 1.0 | 1.7 | 0.2 | 1.1 | - | 1.3 | 2.0 | 0.6 | 0.5 | 0.8 | 1.8 | 0.8 | 0.9 | - | 2.3 | 0.4 |
| 2. Seldom | 6.9 | 11.5 | 3.2 | 7.9 | 3.0 | 5.9 | 8.8 | 6.5 | 6.4 | 6.0 | 10.3 | 5.5 | 7.2 | 11.0 | 7.8 | 18.3 |
| 3. Sometimes | 27.5 | 32.6 | 23.2 | 28.5 | 23.7 | 28.0 | 24.9 | 28.1 | 29.2 | 26.9 | 28.6 | 20.7 | 32.9 | 28.7 | 36.0 | 32.5 |
| 4. Often | 34.8 | 34.2 | 35.3 | 34.6 | 34.4 | 36.0 | 34.5 | 33.0 | 36.8 | 36.6 | 30.3 | 34.5 | 38.2 | 31.0 | 34.1 | 26.4 |
| 5. Almost always | 29.7 | 20.0 | 38.1 | 27.9 | 38.9 | 28.7 | 29.9 | 31.9 | 27.1 | 29.7 | 29.0 | 38.5 | 20.9 | 29.3 | 19.9 | 22.4 |
| <i>Item 23110 Subject B01</i> | <i>N</i> 2260 | 983 | 1158 | 1414 | 259 | 440 | 571 | 754 | 494 | 1677 | 429 | 1034 | 552 | 203 | 368 | 41 |
| A06D: Find the school work too hard to understand? | | | | | | | | | | | | | | | | |
| 1. Never | 15.8 | 21.1 | 12.3 | 16.9 | 19.0 | 13.4 | 16.1 | 16.1 | 17.3 | 17.4 | 12.2 | 14.7 | 18.4 | 17.8 | 13.7 | 28.8 |
| 2. Seldom | 41.2 | 40.4 | 43.3 | 45.2 | 34.7 | 41.0 | 42.3 | 40.7 | 40.9 | 45.1 | 28.0 | 43.2 | 41.0 | 44.4 | 37.8 | 27.9 |
| 3. Sometimes | 32.5 | 27.6 | 34.2 | 28.6 | 35.6 | 35.8 | 31.6 | 32.3 | 30.9 | 29.0 | 42.0 | 33.2 | 31.7 | 28.4 | 31.0 | 32.3 |
| 4. Often | 8.1 | 8.8 | 7.6 | 7.3 | 8.0 | 8.6 | 7.0 | 8.3 | 8.5 | 6.9 | 12.7 | 6.8 | 7.8 | 6.2 | 13.3 | 8.5 |
| 5. Almost always | 2.4 | 2.1 | 2.6 | 2.0 | 2.7 | 1.2 | 3.1 | 2.6 | 2.4 | 1.6 | 5.1 | 2.0 | 1.1 | 3.1 | 4.2 | 2.5 |
| <i>Item 23120 Subject B01</i> | <i>N</i> 2256 | 983 | 1155 | 1410 | 260 | 440 | 570 | 753 | 493 | 1673 | 431 | 1029 | 551 | 205 | 368 | 41 |

| QUESTIONNAIRE FORM 6 2002 | TOTAL | SEX | | RACE | | REGION | | | | COLLEGE PLANS? | | ILLICIT DRUG USE: LIFETIME | | | | |
|---|---------------|------------|-------------|-------------|------------|------------|------------|------------|------------|-------------------|------------|----------------------------|------------------------|--------------|---------------|--------------------|
| | | M | F | White | Black | NE | NC | S | W | Yes | No | None | Mari- juana Only | Few Pills | More Pills | Any Her- oin |
| <i>N (Weighted No. of Cases):</i> | 2276 | 990 | 1158 | 1417 | 261 | 445 | 574 | 757 | 499 | 1678 | 432 | 1035 | 553 | 205 | 368 | 42 |
| <i>% of Weighted Total:</i> | 100.0 | 43.5 | 50.9 | 62.3 | 11.5 | 19.6 | 25.2 | 33.3 | 21.9 | 73.7 | 19.0 | 45.5 | 24.3 | 9.0 | 16.2 | 1.9 |
| A06E: Fool around in class? | | | | | | | | | | | | | | | | |
| 1. Never | 9.4 | 5.3 | 12.5 | 6.6 | 14.6 | 10.7 | 6.7 | 10.4 | 9.8 | 8.7 | 8.8 | 13.5 | 6.1 | 9.3 | 2.8 | 5.9 |
| 2. Seldom | 26.3 | 20.0 | 31.9 | 23.9 | 28.5 | 25.9 | 28.1 | 26.2 | 24.6 | 27.6 | 21.1 | 31.6 | 24.8 | 15.7 | 19.5 | 18.5 |
| 3. Sometimes | 35.4 | 33.6 | 37.1 | 36.4 | 40.1 | 37.6 | 35.5 | 34.6 | 34.3 | 36.7 | 32.7 | 29.9 | 37.0 | 44.7 | 43.0 | 39.2 |
| 4. Often | 18.6 | 23.8 | 14.5 | 21.5 | 11.6 | 17.1 | 18.7 | 19.7 | 18.0 | 18.0 | 22.7 | 16.1 | 20.9 | 20.2 | 21.8 | 16.7 |
| 5. Almost always | 10.4 | 17.3 | 4.1 | 11.6 | 5.2 | 8.8 | 11.0 | 9.0 | 13.3 | 9.0 | 14.8 | 8.9 | 11.3 | 10.1 | 12.9 | 19.7 |
| <i>Item 23130 Subject B01</i> | <i>N</i> 2260 | <i>986</i> | <i>1158</i> | <i>1413</i> | <i>260</i> | <i>440</i> | <i>570</i> | <i>755</i> | <i>495</i> | <i>1677</i> | <i>430</i> | <i>1033</i> | <i>553</i> | <i>205</i> | <i>367</i> | <i>41</i> |
| A06F: Fail to complete or turn in your assignments? | | | | | | | | | | | | | | | | |
| 1. Never | 23.3 | 18.6 | 27.5 | 25.8 | 18.4 | 24.5 | 28.7 | 23.6 | 15.6 | 25.0 | 18.1 | 29.8 | 17.8 | 17.6 | 17.4 | 12.9 |
| 2. Seldom | 39.1 | 37.1 | 41.9 | 39.6 | 41.6 | 35.4 | 38.0 | 41.6 | 39.6 | 40.8 | 34.5 | 41.4 | 38.8 | 37.3 | 36.9 | 27.7 |
| 3. Sometimes | 25.8 | 29.0 | 22.3 | 23.3 | 27.8 | 28.9 | 21.7 | 23.3 | 31.6 | 24.0 | 30.5 | 20.0 | 31.8 | 31.8 | 27.8 | 37.2 |
| 4. Often | 9.8 | 12.2 | 7.5 | 9.6 | 10.1 | 8.5 | 9.6 | 9.8 | 11.4 | 8.9 | 13.5 | 6.8 | 10.3 | 12.5 | 15.3 | 18.5 |
| 5. Almost always | 2.0 | 3.1 | 0.7 | 1.7 | 2.0 | 2.7 | 2.0 | 1.6 | 1.8 | 1.3 | 3.4 | 1.9 | 1.3 | 0.8 | 2.6 | 3.8 |
| <i>Item 23140 Subject B01</i> | <i>N</i> 2259 | <i>982</i> | <i>1158</i> | <i>1411</i> | <i>259</i> | <i>440</i> | <i>571</i> | <i>753</i> | <i>495</i> | <i>1676</i> | <i>430</i> | <i>1032</i> | <i>553</i> | <i>204</i> | <i>367</i> | <i>40</i> |
| A06G: Get good grades (like As or Bs)? | | | | | | | | | | | | | | | | |
| 1. Never | 2.2 | 3.5 | 1.1 | 1.9 | 2.9 | 2.5 | 2.3 | 2.0 | 2.0 | 1.2 | 6.4 | 1.8 | 1.9 | 2.4 | 3.1 | 6.0 |
| 2. Seldom | 8.6 | 10.4 | 6.2 | 7.6 | 8.7 | 9.2 | 8.8 | 7.3 | 9.9 | 6.2 | 16.1 | 5.7 | 9.8 | 9.6 | 10.9 | 29.2 |
| 3. Sometimes | 22.7 | 25.6 | 18.8 | 18.6 | 31.6 | 21.5 | 19.0 | 24.2 | 25.5 | 19.7 | 29.9 | 16.7 | 28.0 | 26.6 | 25.9 | 17.3 |
| 4. Often | 26.0 | 27.3 | 25.3 | 23.3 | 31.9 | 29.6 | 24.0 | 24.7 | 26.8 | 26.8 | 23.1 | 25.5 | 26.6 | 28.0 | 27.5 | 17.9 |
| 5. Almost always | 40.5 | 33.2 | 48.6 | 48.6 | 24.9 | 37.0 | 45.9 | 41.7 | 35.8 | 46.1 | 24.5 | 50.3 | 33.8 | 33.4 | 32.5 | 29.6 |
| <i>Item 23150 Subject B01</i> | <i>N</i> 2258 | <i>982</i> | <i>1158</i> | <i>1413</i> | <i>258</i> | <i>439</i> | <i>570</i> | <i>752</i> | <i>496</i> | <i>1676</i> | <i>430</i> | <i>1033</i> | <i>550</i> | <i>205</i> | <i>368</i> | <i>40</i> |
| A06H: Get sent to the office, or have to stay after school, because you misbehaved? | | | | | | | | | | | | | | | | |
| 1. Never | 71.5 | 60.6 | 82.3 | 70.6 | 71.9 | 70.6 | 69.3 | 70.7 | 76.0 | 74.9 | 61.4 | 82.1 | 66.2 | 68.8 | 58.4 | 37.4 |
| 2. Seldom | 19.7 | 25.9 | 14.4 | 21.0 | 21.3 | 18.9 | 22.5 | 20.6 | 15.8 | 18.7 | 23.5 | 14.0 | 25.2 | 22.7 | 24.9 | 23.4 |
| 3. Sometimes | 5.9 | 8.6 | 2.6 | 5.9 | 3.2 | 8.0 | 5.6 | 5.6 | 4.6 | 4.3 | 8.8 | 2.6 | 5.5 | 6.0 | 11.4 | 25.4 |
| 4. Often | 1.9 | 2.9 | 0.5 | 1.5 | 2.0 | 0.9 | 1.6 | 2.3 | 2.7 | 1.3 | 4.0 | 0.4 | 2.0 | 2.4 | 3.2 | 11.2 |
| 5. Almost always | 1.0 | 2.0 | 0.3 | 1.0 | 1.6 | 1.6 | 1.0 | 0.9 | 0.9 | 0.8 | 2.2 | 0.9 | 1.1 | - | 2.0 | 2.7 |
| <i>Item 23160 Subject B01, B07</i> | <i>N</i> 2259 | <i>986</i> | <i>1158</i> | <i>1411</i> | <i>260</i> | <i>439</i> | <i>571</i> | <i>753</i> | <i>495</i> | <i>1676</i> | <i>430</i> | <i>1032</i> | <i>553</i> | <i>205</i> | <i>368</i> | <i>41</i> |
| A06I: Skip a day of school, or part of a day (without permission)? | | | | | | | | | | | | | | | | |
| 1. Never | 43.0 | 38.5 | 48.5 | 46.6 | 38.5 | 48.8 | 51.7 | 42.5 | 28.5 | 45.7 | 36.2 | 57.7 | 35.3 | 35.9 | 22.6 | 25.8 |
| 2. Seldom | 25.6 | 26.0 | 24.7 | 23.6 | 32.5 | 23.8 | 22.2 | 26.6 | 29.8 | 25.1 | 26.7 | 25.0 | 26.1 | 24.9 | 27.5 | 18.6 |
| 3. Sometimes | 19.1 | 21.5 | 16.9 | 17.7 | 19.7 | 19.1 | 17.0 | 17.7 | 23.8 | 19.5 | 15.5 | 11.7 | 26.5 | 20.5 | 24.3 | 28.7 |
| 4. Often | 9.3 | 10.4 | 7.8 | 9.5 | 6.9 | 7.2 | 6.3 | 10.6 | 13.0 | 7.8 | 14.3 | 4.1 | 8.6 | 13.4 | 21.3 | 19.7 |
| 5. Almost always | 2.9 | 3.6 | 2.2 | 2.6 | 2.4 | 1.2 | 2.8 | 2.7 | 4.9 | 1.9 | 7.3 | 1.6 | 3.5 | 5.3 | 4.3 | 7.3 |
| <i>Item 23170 Subject B01, B06</i> | <i>N</i> 2259 | <i>986</i> | <i>1156</i> | <i>1413</i> | <i>260</i> | <i>439</i> | <i>571</i> | <i>755</i> | <i>495</i> | <i>1676</i> | <i>430</i> | <i>1034</i> | <i>552</i> | <i>205</i> | <i>367</i> | <i>41</i> |
| A07: Now thinking back to the time when you were in fifth and sixth grade, how often did you . . . | | | | | | | | | | | | | | | | |
| A07A: Enjoy being in school? | | | | | | | | | | | | | | | | |
| 1. Never | 9.1 | 11.9 | 6.9 | 10.2 | 8.6 | 8.3 | 8.7 | 8.9 | 10.6 | 7.1 | 16.0 | 9.5 | 6.2 | 5.5 | 14.8 | 14.8 |
| 2. Seldom | 11.3 | 14.4 | 8.5 | 12.3 | 8.4 | 13.0 | 10.6 | 10.2 | 12.2 | 10.9 | 13.1 | 10.8 | 11.1 | 15.9 | 11.7 | 7.3 |
| 3. Sometimes | 23.1 | 26.4 | 19.3 | 25.5 | 15.0 | 23.6 | 25.8 | 22.3 | 20.9 | 23.5 | 23.4 | 24.0 | 22.4 | 23.6 | 17.0 | 34.2 |
| 4. Often | 31.8 | 28.3 | 36.3 | 33.0 | 27.3 | 31.6 | 32.4 | 32.1 | 31.0 | 32.6 | 30.6 | 29.5 | 36.2 | 35.5 | 33.4 | 22.1 |
| 5. Almost always | 24.7 | 19.0 | 29.1 | 18.9 | 40.7 | 23.5 | 22.5 | 26.5 | 25.3 | 26.0 | 16.9 | 26.2 | 24.1 | 19.4 | 23.1 | 21.6 |
| <i>Item 23270 Subject B01</i> | <i>N</i> 2256 | <i>986</i> | <i>1156</i> | <i>1412</i> | <i>260</i> | <i>436</i> | <i>573</i> | <i>751</i> | <i>496</i> | <i>1674</i> | <i>431</i> | <i>1031</i> | <i>553</i> | <i>204</i> | <i>368</i> | <i>42</i> |
| A07B: Hate being in school? | | | | | | | | | | | | | | | | |
| 1. Never | 17.3 | 12.4 | 21.0 | 13.3 | 26.9 | 19.1 | 16.5 | 17.4 | 16.3 | 17.8 | 13.4 | 19.0 | 16.6 | 16.9 | 13.3 | 15.6 |
| 2. Seldom | 32.5 | 27.3 | 37.6 | 33.3 | 32.8 | 29.0 | 34.4 | 32.7 | 33.1 | 32.9 | 34.0 | 32.7 | 35.0 | 31.1 | 31.6 | 28.3 |
| 3. Sometimes | 26.9 | 30.9 | 23.3 | 28.6 | 22.7 | 28.4 | 26.9 | 26.2 | 26.4 | 28.2 | 22.5 | 25.4 | 30.3 | 29.1 | 24.3 | 25.3 |
| 4. Often | 14.0 | 17.4 | 11.0 | 14.4 | 10.5 | 13.5 | 13.0 | 14.9 | 14.2 | 14.1 | 13.1 | 13.7 | 11.9 | 16.2 | 15.4 | 16.0 |
| 5. Almost always | 9.4 | 12.0 | 7.2 | 10.4 | 7.1 | 9.9 | 9.2 | 8.8 | 9.9 | 7.0 | 17.0 | 9.3 | 6.3 | 6.6 | 15.5 | 14.8 |
| <i>Item 23280 Subject B01</i> | <i>N</i> 2256 | <i>986</i> | <i>1156</i> | <i>1412</i> | <i>260</i> | <i>436</i> | <i>573</i> | <i>751</i> | <i>496</i> | <i>1674</i> | <i>431</i> | <i>1031</i> | <i>553</i> | <i>204</i> | <i>368</i> | <i>42</i> |

DESCRIPTIVE RESULTS: 2002

225

| QUESTIONNAIRE FORM 6 2002 | TOTAL | SEX | | RACE | | REGION | | | | COLLEGE PLANS? | | ILLICIT DRUG USE: LIFETIME | | | | |
|--|---------------|------|------|-------|-------|--------|------|------|------|-------------------|------|----------------------------|------------------------|--------------|---------------|--------------------|
| | | M | F | White | Black | NE | NC | S | W | Yes | No | None | Mari- juana Only | Few Pills | More Pills | Any Her- oin |
| <i>N (Weighted No. of Cases):</i> | 2276 | 990 | 1158 | 1417 | 261 | 445 | 574 | 757 | 499 | 1678 | 432 | 1035 | 553 | 205 | 368 | 42 |
| <i>% of Weighted Total:</i> | 100.0 | 43.5 | 50.9 | 62.3 | 11.5 | 19.6 | 25.2 | 33.3 | 21.9 | 73.7 | 19.0 | 45.5 | 24.3 | 9.0 | 16.2 | 1.9 |
| A07C: Try to do your best work in school? | | | | | | | | | | | | | | | | |
| 1. Never | 2.4 | 3.8 | 1.2 | 2.8 | 1.9 | 1.7 | 3.4 | 1.9 | 2.5 | 1.7 | 4.3 | 1.5 | 1.8 | 4.0 | 5.0 | 1.6 |
| 2. Seldom | 7.3 | 10.0 | 4.7 | 7.7 | 5.5 | 6.7 | 8.3 | 6.8 | 7.5 | 6.6 | 9.0 | 6.7 | 8.2 | 6.7 | 6.5 | 8.8 |
| 3. Sometimes | 19.6 | 22.0 | 17.2 | 20.7 | 18.0 | 17.6 | 21.0 | 19.0 | 20.8 | 17.2 | 28.9 | 18.7 | 21.2 | 19.2 | 19.9 | 24.0 |
| 4. Often | 31.8 | 32.6 | 31.6 | 32.3 | 29.3 | 34.1 | 32.5 | 30.7 | 30.5 | 32.9 | 29.3 | 28.5 | 36.3 | 32.3 | 32.7 | 36.1 |
| 5. Almost always | 38.9 | 31.6 | 45.3 | 36.5 | 45.4 | 40.0 | 34.9 | 41.6 | 38.7 | 41.6 | 28.6 | 44.6 | 32.5 | 37.7 | 35.8 | 29.5 |
| <i>Item 23290 Subject B01</i> | <i>N</i> 2241 | 973 | 1154 | 1405 | 254 | 434 | 571 | 750 | 486 | 1662 | 431 | 1023 | 551 | 204 | 365 | 42 |
| A07D: Find the school work too hard to understand? | | | | | | | | | | | | | | | | |
| 1. Never | 26.5 | 30.6 | 23.7 | 28.7 | 25.3 | 27.4 | 30.6 | 24.3 | 24.4 | 29.1 | 17.5 | 26.6 | 29.5 | 24.2 | 23.1 | 29.3 |
| 2. Seldom | 32.2 | 31.8 | 33.3 | 32.7 | 37.3 | 30.3 | 29.0 | 37.3 | 29.9 | 32.9 | 30.5 | 34.5 | 29.6 | 32.7 | 31.1 | 25.0 |
| 3. Sometimes | 27.7 | 24.7 | 29.1 | 25.0 | 24.8 | 30.9 | 28.1 | 23.5 | 30.7 | 25.7 | 32.6 | 26.3 | 28.7 | 26.0 | 30.5 | 33.3 |
| 4. Often | 10.6 | 10.1 | 10.8 | 10.9 | 9.8 | 10.1 | 9.2 | 11.7 | 11.0 | 10.1 | 13.4 | 9.7 | 9.9 | 14.0 | 11.5 | 7.7 |
| 5. Almost always | 3.0 | 2.9 | 3.1 | 2.9 | 2.9 | 1.2 | 3.1 | 3.1 | 4.1 | 2.2 | 6.0 | 2.9 | 2.3 | 3.2 | 3.8 | 4.7 |
| <i>Item 23300 Subject B01</i> | <i>N</i> 2252 | 983 | 1156 | 1411 | 257 | 435 | 573 | 749 | 496 | 1672 | 431 | 1029 | 553 | 204 | 367 | 42 |
| A07E: Fool around in class? | | | | | | | | | | | | | | | | |
| 1. Never | 21.4 | 13.1 | 28.4 | 18.8 | 25.8 | 23.5 | 19.2 | 22.2 | 20.8 | 22.4 | 15.7 | 27.4 | 17.5 | 17.4 | 12.9 | 17.6 |
| 2. Seldom | 25.4 | 22.4 | 28.4 | 27.3 | 20.4 | 27.4 | 26.2 | 23.2 | 26.1 | 26.6 | 22.8 | 30.5 | 20.0 | 20.4 | 22.0 | 18.6 |
| 3. Sometimes | 24.8 | 22.5 | 25.7 | 24.7 | 26.3 | 23.2 | 24.8 | 26.4 | 23.7 | 23.8 | 26.5 | 19.7 | 30.1 | 29.8 | 26.6 | 29.6 |
| 4. Often | 17.0 | 23.4 | 12.7 | 17.9 | 15.9 | 14.8 | 18.3 | 18.3 | 15.6 | 17.5 | 16.9 | 13.6 | 18.7 | 21.4 | 22.9 | 20.2 |
| 5. Almost always | 11.4 | 18.6 | 4.8 | 11.2 | 11.5 | 11.1 | 11.5 | 9.9 | 13.8 | 9.7 | 18.1 | 8.8 | 13.8 | 11.1 | 15.5 | 13.9 |
| <i>Item 23310 Subject B01</i> | <i>N</i> 2240 | 981 | 1146 | 1408 | 259 | 434 | 569 | 748 | 488 | 1667 | 426 | 1028 | 546 | 204 | 365 | 42 |
| A07F: Fail to complete or turn in your assignments? | | | | | | | | | | | | | | | | |
| 1. Never | 38.8 | 31.1 | 46.2 | 39.6 | 37.4 | 41.7 | 39.3 | 40.3 | 33.5 | 43.0 | 23.4 | 44.3 | 33.6 | 36.8 | 35.3 | 24.2 |
| 2. Seldom | 33.1 | 36.2 | 31.3 | 33.1 | 36.2 | 34.3 | 28.1 | 36.4 | 33.0 | 33.2 | 34.6 | 32.1 | 35.6 | 31.8 | 31.5 | 45.7 |
| 3. Sometimes | 16.7 | 17.5 | 15.4 | 15.8 | 17.9 | 15.0 | 21.1 | 13.3 | 18.4 | 13.9 | 26.6 | 14.4 | 18.2 | 20.6 | 17.9 | 14.8 |
| 4. Often | 8.1 | 10.5 | 5.6 | 8.8 | 3.6 | 6.8 | 7.7 | 7.4 | 10.7 | 7.3 | 11.2 | 5.4 | 10.4 | 7.3 | 12.5 | 14.0 |
| 5. Almost always | 3.2 | 4.8 | 1.6 | 2.8 | 4.8 | 2.3 | 3.8 | 2.5 | 4.4 | 2.6 | 4.3 | 3.7 | 2.2 | 3.4 | 2.7 | 1.4 |
| <i>Item 23320 Subject B01</i> | <i>N</i> 2251 | 986 | 1152 | 1412 | 260 | 434 | 573 | 751 | 494 | 1673 | 430 | 1029 | 553 | 204 | 365 | 42 |
| A07G: Get good grades (like As or Bs)? | | | | | | | | | | | | | | | | |
| 1. Never | 2.7 | 3.9 | 1.7 | 2.6 | 2.8 | 1.6 | 3.1 | 2.5 | 3.8 | 1.8 | 6.7 | 2.9 | 2.8 | 1.8 | 2.9 | 3.1 |
| 2. Seldom | 7.1 | 8.5 | 5.2 | 6.3 | 9.1 | 6.8 | 7.6 | 6.3 | 7.9 | 5.3 | 13.1 | 6.1 | 6.9 | 8.3 | 8.0 | 14.0 |
| 3. Sometimes | 15.8 | 16.8 | 14.5 | 15.4 | 14.8 | 13.6 | 16.6 | 13.5 | 20.3 | 13.1 | 24.6 | 13.0 | 17.5 | 14.3 | 20.5 | 21.7 |
| 4. Often | 23.9 | 24.6 | 22.4 | 21.9 | 26.6 | 26.6 | 24.1 | 21.4 | 25.0 | 23.8 | 22.9 | 22.5 | 27.2 | 26.5 | 19.6 | 28.9 |
| 5. Almost always | 50.4 | 46.2 | 56.2 | 53.8 | 46.7 | 51.4 | 48.6 | 56.2 | 43.0 | 56.1 | 32.7 | 55.5 | 45.5 | 49.2 | 49.0 | 32.3 |
| <i>Item 23330 Subject B01</i> | <i>N</i> 2245 | 981 | 1153 | 1408 | 260 | 429 | 572 | 750 | 494 | 1669 | 427 | 1024 | 552 | 203 | 367 | 42 |
| A07H: Get sent to the office, or have to stay after school, because you misbehaved? | | | | | | | | | | | | | | | | |
| 1. Never | 65.1 | 52.0 | 77.3 | 65.5 | 57.1 | 68.5 | 64.0 | 67.9 | 59.3 | 69.4 | 51.5 | 72.0 | 64.5 | 56.2 | 55.7 | 47.2 |
| 2. Seldom | 17.2 | 21.3 | 14.1 | 17.9 | 22.5 | 14.6 | 18.5 | 17.4 | 17.5 | 15.9 | 23.3 | 15.2 | 16.1 | 22.4 | 22.4 | 7.7 |
| 3. Sometimes | 10.8 | 15.7 | 6.0 | 10.3 | 11.5 | 9.4 | 11.8 | 8.6 | 14.0 | 9.4 | 13.9 | 7.4 | 11.5 | 17.4 | 12.5 | 32.2 |
| 4. Often | 4.4 | 7.5 | 1.5 | 4.3 | 5.0 | 4.5 | 3.6 | 4.8 | 4.6 | 3.9 | 6.8 | 3.8 | 4.7 | 3.6 | 5.6 | 6.8 |
| 5. Almost always | 2.5 | 3.6 | 1.2 | 1.9 | 3.9 | 3.0 | 2.1 | 1.3 | 4.5 | 1.4 | 4.5 | 1.6 | 3.2 | 0.5 | 3.8 | 6.1 |
| <i>Item 23340 Subject B01, B07</i> | <i>N</i> 2253 | 985 | 1156 | 1411 | 260 | 435 | 571 | 751 | 496 | 1673 | 431 | 1031 | 553 | 203 | 368 | 42 |
| A07I: Skip a day of school, or part of a day (without permission)? | | | | | | | | | | | | | | | | |
| 1. Never | 86.1 | 82.0 | 90.4 | 86.7 | 90.1 | 89.5 | 83.5 | 86.7 | 85.1 | 88.3 | 78.6 | 91.4 | 84.5 | 86.0 | 80.1 | 59.6 |
| 2. Seldom | 8.6 | 11.0 | 6.3 | 9.0 | 4.5 | 6.9 | 9.8 | 9.3 | 7.8 | 7.3 | 14.6 | 5.3 | 9.5 | 10.1 | 15.1 | 9.9 |
| 3. Sometimes | 3.1 | 4.8 | 1.3 | 2.5 | 3.4 | 2.2 | 3.4 | 3.0 | 4.0 | 2.9 | 3.6 | 2.1 | 3.1 | 2.7 | 3.1 | 15.9 |
| 4. Often | 1.3 | 1.4 | 1.1 | 1.4 | 0.5 | 0.6 | 2.7 | 0.8 | 1.2 | 1.0 | 1.5 | 0.7 | 1.7 | 1.2 | 1.2 | 9.4 |
| 5. Almost always | 0.9 | 0.9 | 0.8 | 0.5 | 1.5 | 0.8 | 0.6 | 0.3 | 2.0 | 0.4 | 1.7 | 0.6 | 1.1 | 0.1 | 0.5 | 5.3 |
| <i>Item 23350 Subject B01, B06</i> | <i>N</i> 2251 | 983 | 1156 | 1409 | 260 | 435 | 569 | 751 | 496 | 1674 | 428 | 1030 | 553 | 204 | 366 | 42 |

| QUESTIONNAIRE FORM 6 2002 | TOTAL | SEX | | RACE | | REGION | | | | COLLEGE PLANS? | | ILLCIT DRUG USE: LIFETIME | | | | | |
|---|----------|-------------|------------|-------------|-------------|------------|------------|------------|------------|-------------------|-------------|---------------------------|------------------------|--------------|---------------|--------------------|-----------|
| | | M | F | White | Black | NE | NC | S | W | Yes | No | None | Mari- juana Only | Few Pills | More Pills | Any Her- oin | |
| <i>N (Weighted No. of Cases):</i> | 2276 | 990 | 1158 | 1417 | 261 | 445 | 574 | 757 | 499 | 1678 | 432 | 1035 | 553 | 205 | 368 | 42 | |
| <i>% of Weighted Total:</i> | 100.0 | 43.5 | 50.9 | 62.3 | 11.5 | 19.6 | 25.2 | 33.3 | 21.9 | 73.7 | 19.0 | 45.5 | 24.3 | 9.0 | 16.2 | 1.9 | |
| A08: How often do your parents (or step-parents or guardians) do the following? | | | | | | | | | | | | | | | | | |
| A08A: Check on whether you have done your homework (NOTE: This question was omitted in the questionnaires administered in California, beginning in 1997, due to state requirements.) | | | | | | | | | | | | | | | | | |
| 1. Never | 37.5 | 34.9 | 40.1 | 38.5 | 32.9 | 39.7 | 40.6 | 36.5 | 30.5 | 37.6 | 39.4 | 31.1 | 41.7 | 42.6 | 44.7 | 57.5 | |
| 2. Rarely | 28.1 | 25.7 | 29.7 | 27.7 | 31.7 | 26.5 | 29.3 | 27.4 | 30.1 | 27.4 | 30.9 | 30.0 | 26.1 | 25.9 | 28.9 | 24.3 | |
| 3. Sometimes | 20.0 | 22.0 | 17.7 | 19.7 | 18.2 | 19.6 | 17.9 | 20.8 | 22.7 | 19.7 | 18.7 | 22.3 | 17.5 | 22.8 | 15.1 | 14.0 | |
| 4. Often | 14.4 | 17.4 | 12.5 | 14.1 | 17.1 | 14.3 | 12.2 | 15.4 | 16.7 | 15.3 | 11.0 | 16.7 | 14.6 | 8.7 | 11.3 | 4.2 | |
| <i>Item 25180 Subject M03</i> | <i>N</i> | <i>2035</i> | <i>877</i> | <i>1054</i> | <i>1365</i> | <i>231</i> | <i>437</i> | <i>570</i> | <i>750</i> | <i>279</i> | <i>1511</i> | <i>382</i> | <i>929</i> | <i>492</i> | <i>180</i> | <i>339</i> | <i>38</i> |
| A08B: Provide help with your homework when it's needed (NOTE: This question was omitted in the questionnaires administered in California, beginning in 1997, due to state requirements.) | | | | | | | | | | | | | | | | | |
| 1. Never | 20.0 | 21.9 | 17.7 | 18.0 | 21.4 | 22.7 | 21.9 | 18.4 | 16.2 | 19.6 | 20.9 | 17.7 | 22.1 | 22.0 | 19.9 | 37.4 | |
| 2. Rarely | 22.6 | 22.1 | 22.2 | 21.9 | 21.3 | 21.8 | 22.0 | 23.2 | 23.2 | 22.1 | 22.9 | 23.7 | 19.7 | 21.7 | 23.0 | 26.1 | |
| 3. Sometimes | 27.5 | 24.3 | 30.3 | 27.8 | 31.8 | 28.5 | 25.8 | 29.0 | 25.7 | 27.9 | 25.9 | 27.1 | 28.4 | 29.4 | 26.3 | 30.7 | |
| 4. Often | 29.9 | 31.8 | 29.8 | 32.4 | 25.4 | 27.1 | 30.3 | 29.4 | 34.9 | 30.4 | 30.4 | 31.4 | 29.8 | 26.9 | 30.8 | 5.8 | |
| <i>Item 25190 Subject M03</i> | <i>N</i> | <i>2036</i> | <i>877</i> | <i>1054</i> | <i>1364</i> | <i>234</i> | <i>435</i> | <i>570</i> | <i>752</i> | <i>279</i> | <i>1514</i> | <i>382</i> | <i>930</i> | <i>494</i> | <i>180</i> | <i>338</i> | <i>38</i> |
| A08C: Require you to do work or chores around the home (NOTE: This question was omitted in the questionnaires administered in California, beginning in 1997, due to state requirements.) | | | | | | | | | | | | | | | | | |
| 1. Never | 7.0 | 6.5 | 7.2 | 6.1 | 5.8 | 10.5 | 6.5 | 5.4 | 6.9 | 5.7 | 11.2 | 5.5 | 8.1 | 7.3 | 6.9 | 26.2 | |
| 2. Rarely | 15.0 | 13.9 | 16.3 | 16.7 | 7.8 | 17.0 | 16.8 | 11.4 | 18.1 | 15.2 | 15.2 | 13.9 | 13.8 | 15.4 | 20.0 | 20.2 | |
| 3. Sometimes | 27.3 | 31.1 | 23.4 | 29.1 | 19.2 | 28.4 | 28.1 | 27.6 | 23.1 | 27.4 | 28.1 | 24.8 | 29.2 | 34.2 | 28.4 | 25.6 | |
| 4. Often | 50.6 | 48.5 | 53.1 | 48.2 | 67.2 | 44.1 | 48.6 | 55.6 | 51.8 | 51.7 | 45.6 | 55.8 | 48.8 | 43.1 | 44.6 | 28.0 | |
| <i>Item 25200 Subject M03</i> | <i>N</i> | <i>2029</i> | <i>874</i> | <i>1050</i> | <i>1361</i> | <i>231</i> | <i>434</i> | <i>569</i> | <i>748</i> | <i>278</i> | <i>1506</i> | <i>382</i> | <i>924</i> | <i>494</i> | <i>179</i> | <i>338</i> | <i>38</i> |
| A08D: Limit the amount of time you can spend watching TV (NOTE: This question was omitted in the questionnaires administered in California, beginning in 1997, due to state requirements.) | | | | | | | | | | | | | | | | | |
| 1. Never | 67.8 | 65.8 | 69.7 | 67.8 | 70.2 | 69.0 | 70.1 | 68.7 | 58.7 | 67.4 | 71.7 | 59.0 | 76.6 | 73.4 | 75.8 | 78.1 | |
| 2. Rarely | 17.5 | 19.1 | 16.9 | 18.1 | 16.9 | 17.7 | 14.5 | 18.5 | 21.0 | 19.0 | 12.6 | 21.9 | 14.5 | 11.7 | 15.5 | 2.7 | |
| 3. Sometimes | 10.9 | 12.5 | 9.2 | 11.0 | 7.2 | 9.8 | 12.1 | 9.6 | 13.8 | 9.7 | 13.2 | 13.5 | 7.3 | 12.4 | 6.0 | 18.0 | |
| 4. Often | 3.7 | 2.7 | 4.2 | 3.1 | 5.6 | 3.5 | 3.3 | 3.2 | 6.4 | 3.9 | 2.5 | 5.5 | 1.5 | 2.4 | 2.6 | 1.3 | |
| <i>Item 25210 Subject M03</i> | <i>N</i> | <i>2034</i> | <i>878</i> | <i>1053</i> | <i>1364</i> | <i>233</i> | <i>435</i> | <i>569</i> | <i>751</i> | <i>279</i> | <i>1513</i> | <i>382</i> | <i>929</i> | <i>494</i> | <i>180</i> | <i>339</i> | <i>38</i> |
| A08E: Limit the amount of time you can go out with friends on school nights (NOTE: This question was omitted in the questionnaires administered in California, beginning in 1997, due to state requirements.) | | | | | | | | | | | | | | | | | |
| 1. Never | 26.2 | 29.9 | 22.7 | 25.4 | 26.4 | 31.6 | 25.0 | 23.5 | 27.3 | 24.7 | 31.8 | 25.2 | 27.3 | 23.9 | 27.3 | 39.5 | |
| 2. Rarely | 22.7 | 23.2 | 23.2 | 24.3 | 25.2 | 22.9 | 23.9 | 23.7 | 17.2 | 23.2 | 23.4 | 21.9 | 23.4 | 25.9 | 22.7 | 21.7 | |
| 3. Sometimes | 24.4 | 22.9 | 24.9 | 25.2 | 19.6 | 21.9 | 25.3 | 24.4 | 26.7 | 25.0 | 22.3 | 23.8 | 24.2 | 23.1 | 24.3 | 32.4 | |
| 4. Often | 26.7 | 24.0 | 29.2 | 25.0 | 28.8 | 23.6 | 25.7 | 28.5 | 28.8 | 27.0 | 22.5 | 29.1 | 25.1 | 27.1 | 25.8 | 6.3 | |
| <i>Item 25220 Subject M03</i> | <i>N</i> | <i>2032</i> | <i>878</i> | <i>1054</i> | <i>1365</i> | <i>234</i> | <i>436</i> | <i>568</i> | <i>749</i> | <i>279</i> | <i>1514</i> | <i>382</i> | <i>928</i> | <i>494</i> | <i>180</i> | <i>339</i> | <i>37</i> |
| A09: To what extent have you participated in the following school activities during this school year? | | | | | | | | | | | | | | | | | |
| A09A: School newspaper or yearbook | | | | | | | | | | | | | | | | | |
| 1. Not at all | 75.1 | 79.5 | 70.9 | 76.3 | 67.0 | 72.2 | 69.0 | 81.1 | 75.4 | 72.9 | 83.4 | 75.0 | 76.6 | 76.6 | 73.1 | 68.8 | |
| 2. Slight | 11.5 | 9.4 | 13.5 | 9.7 | 18.2 | 12.7 | 14.5 | 8.6 | 11.3 | 12.6 | 7.0 | 11.2 | 10.4 | 14.3 | 11.7 | 15.8 | |
| 3. Moderate | 4.1 | 4.6 | 3.4 | 4.3 | 4.8 | 5.3 | 6.1 | 2.1 | 4.0 | 4.2 | 3.4 | 4.5 | 3.5 | 2.0 | 5.2 | 4.3 | |
| 4. Considerable | 3.6 | 3.2 | 4.3 | 3.5 | 4.9 | 4.6 | 3.0 | 2.8 | 4.8 | 4.2 | 2.0 | 3.4 | 4.4 | 3.9 | 3.1 | 1.2 | |
| 5. Great extent | 5.7 | 3.3 | 7.8 | 6.2 | 5.2 | 5.1 | 7.4 | 5.4 | 4.5 | 6.1 | 4.2 | 5.9 | 5.1 | 3.2 | 6.9 | 9.9 | |
| <i>Item 22170 Subject B01, C07</i> | <i>N</i> | <i>2251</i> | <i>984</i> | <i>1156</i> | <i>1412</i> | <i>258</i> | <i>436</i> | <i>570</i> | <i>750</i> | <i>495</i> | <i>1676</i> | <i>429</i> | <i>1031</i> | <i>550</i> | <i>204</i> | <i>368</i> | <i>40</i> |

| QUESTIONNAIRE FORM 6 2002 | TOTAL | SEX | | RACE | | REGION | | | | COLLEGE PLANS? | | ILLICIT DRUG USE: LIFETIME | | | | |
|---|---------------|------------|-------------|-------------|------------|------------|------------|------------|------------|-------------------|------------|----------------------------|------------------------|--------------|---------------|--------------------|
| | | M | F | White | Black | NE | NC | S | W | Yes | No | None | Mari- juana Only | Few Pills | More Pills | Any Her- oin |
| <i>N (Weighted No. of Cases):</i> | 2276 | 990 | 1158 | 1417 | 261 | 445 | 574 | 757 | 499 | 1678 | 432 | 1035 | 553 | 205 | 368 | 42 |
| <i>% of Weighted Total:</i> | 100.0 | 43.5 | 50.9 | 62.3 | 11.5 | 19.6 | 25.2 | 33.3 | 21.9 | 73.7 | 19.0 | 45.5 | 24.3 | 9.0 | 16.2 | 1.9 |
| A09B: Music or other performing arts | | | | | | | | | | | | | | | | |
| 1. Not at all | 56.5 | 64.3 | 49.4 | 55.9 | 58.7 | 58.3 | 45.6 | 62.0 | 59.1 | 54.2 | 65.0 | 51.5 | 60.3 | 57.9 | 64.5 | 58.7 |
| 2. Slight | 8.4 | 6.9 | 9.9 | 8.4 | 8.8 | 5.6 | 10.7 | 6.4 | 11.3 | 8.4 | 8.0 | 8.3 | 7.9 | 7.1 | 8.7 | 17.3 |
| 3. Moderate | 8.4 | 6.8 | 9.3 | 7.4 | 8.8 | 10.3 | 10.9 | 7.4 | 5.2 | 8.2 | 9.2 | 7.5 | 10.4 | 8.2 | 6.8 | 13.6 |
| 4. Considerable | 8.0 | 7.7 | 8.3 | 7.7 | 8.4 | 6.5 | 9.7 | 6.2 | 10.3 | 8.0 | 7.2 | 8.2 | 9.2 | 4.9 | 7.6 | 2.1 |
| 5. Great extent | 18.7 | 14.2 | 23.1 | 20.6 | 15.3 | 19.3 | 23.1 | 18.0 | 14.2 | 21.3 | 10.6 | 24.5 | 12.3 | 21.9 | 12.3 | 8.3 |
| <i>Item 22180 Subject B01, C07</i> | <i>N</i> 2250 | <i>983</i> | <i>1155</i> | <i>1411</i> | <i>258</i> | <i>436</i> | <i>569</i> | <i>750</i> | <i>495</i> | <i>1675</i> | <i>429</i> | <i>1031</i> | <i>550</i> | <i>204</i> | <i>367</i> | <i>40</i> |
| A09C: Athletic teams | | | | | | | | | | | | | | | | |
| 1. Not at all | 46.1 | 41.3 | 49.8 | 43.2 | 52.2 | 37.9 | 40.9 | 56.9 | 42.9 | 42.3 | 58.5 | 47.9 | 41.3 | 48.6 | 45.4 | 60.0 |
| 2. Slight | 7.4 | 7.3 | 7.7 | 7.1 | 6.7 | 8.5 | 7.9 | 5.1 | 9.3 | 7.0 | 10.2 | 6.9 | 7.8 | 3.4 | 9.5 | 8.4 |
| 3. Moderate | 10.5 | 10.8 | 9.8 | 10.6 | 9.1 | 13.3 | 12.0 | 7.7 | 10.7 | 10.3 | 10.2 | 9.3 | 11.7 | 7.7 | 12.9 | 14.3 |
| 4. Considerable | 8.9 | 9.3 | 8.3 | 9.7 | 4.6 | 10.7 | 11.6 | 5.1 | 9.9 | 9.8 | 6.0 | 7.6 | 11.7 | 11.6 | 6.8 | 2.5 |
| 5. Great extent | 27.1 | 31.3 | 24.3 | 29.4 | 27.4 | 29.7 | 27.7 | 25.1 | 27.2 | 30.7 | 15.2 | 28.2 | 27.4 | 28.7 | 25.5 | 14.8 |
| <i>Item 22190 Subject B01, C07</i> | <i>N</i> 2245 | <i>980</i> | <i>1154</i> | <i>1409</i> | <i>258</i> | <i>435</i> | <i>568</i> | <i>748</i> | <i>494</i> | <i>1673</i> | <i>427</i> | <i>1028</i> | <i>550</i> | <i>204</i> | <i>367</i> | <i>40</i> |
| A09D: Academic clubs (e.g., science, math, language) | | | | | | | | | | | | | | | | |
| 1. Not at all | 65.8 | 68.7 | 63.7 | 65.1 | 74.9 | 67.5 | 64.4 | 68.8 | 61.5 | 62.7 | 76.5 | 61.4 | 69.7 | 68.9 | 72.1 | 57.8 |
| 2. Slight | 11.6 | 10.9 | 12.1 | 12.1 | 7.4 | 13.4 | 11.1 | 8.1 | 15.7 | 12.0 | 10.0 | 12.0 | 11.6 | 8.9 | 11.1 | 18.6 |
| 3. Moderate | 10.2 | 9.6 | 10.6 | 11.4 | 3.4 | 8.7 | 11.3 | 10.1 | 10.4 | 11.2 | 8.3 | 10.2 | 9.5 | 13.5 | 8.9 | 16.8 |
| 4. Considerable | 6.8 | 6.3 | 7.3 | 6.6 | 6.2 | 6.8 | 8.3 | 6.5 | 5.6 | 7.3 | 3.9 | 8.2 | 6.6 | 5.6 | 4.2 | - |
| 5. Great extent | 5.6 | 4.5 | 6.3 | 4.8 | 8.1 | 3.6 | 5.0 | 6.4 | 6.9 | 6.9 | 1.3 | 8.2 | 2.6 | 3.1 | 3.6 | 6.8 |
| <i>Item 23360 Subject B01, C07</i> | <i>N</i> 2243 | <i>981</i> | <i>1151</i> | <i>1405</i> | <i>258</i> | <i>435</i> | <i>570</i> | <i>744</i> | <i>494</i> | <i>1671</i> | <i>429</i> | <i>1025</i> | <i>550</i> | <i>204</i> | <i>368</i> | <i>40</i> |
| A09E: Student council or government | | | | | | | | | | | | | | | | |
| 1. Not at all | 75.6 | 81.0 | 70.6 | 75.4 | 76.2 | 74.2 | 75.1 | 77.5 | 74.6 | 72.2 | 87.8 | 75.7 | 73.8 | 80.4 | 74.6 | 85.7 |
| 2. Slight | 7.4 | 6.7 | 8.2 | 7.6 | 6.1 | 7.9 | 6.6 | 7.3 | 7.9 | 8.1 | 4.9 | 5.8 | 8.5 | 6.6 | 10.4 | 4.6 |
| 3. Moderate | 5.2 | 3.9 | 6.4 | 4.9 | 4.1 | 5.1 | 4.1 | 5.3 | 6.2 | 5.9 | 3.1 | 4.8 | 5.6 | 2.2 | 7.5 | 8.9 |
| 4. Considerable | 4.5 | 4.1 | 4.6 | 4.8 | 4.9 | 5.1 | 5.6 | 2.8 | 5.3 | 4.9 | 2.5 | 4.6 | 5.3 | 5.2 | 1.8 | - |
| 5. Great extent | 7.3 | 4.3 | 10.2 | 7.4 | 8.7 | 7.7 | 8.6 | 7.0 | 6.0 | 8.8 | 1.6 | 9.1 | 6.8 | 5.6 | 5.6 | 0.8 |
| <i>Item 23370 Subject B01, C07</i> | <i>N</i> 2241 | <i>978</i> | <i>1152</i> | <i>1404</i> | <i>256</i> | <i>435</i> | <i>569</i> | <i>744</i> | <i>493</i> | <i>1669</i> | <i>429</i> | <i>1025</i> | <i>549</i> | <i>204</i> | <i>368</i> | <i>40</i> |
| A09F: Other school clubs or activities | | | | | | | | | | | | | | | | |
| 1. Not at all | 34.0 | 41.9 | 26.1 | 32.3 | 36.3 | 35.1 | 34.7 | 31.6 | 35.7 | 28.5 | 53.1 | 26.6 | 37.6 | 40.3 | 41.6 | 46.5 |
| 2. Slight | 13.4 | 14.1 | 12.5 | 14.3 | 11.8 | 12.9 | 13.9 | 11.4 | 16.2 | 12.9 | 12.9 | 12.8 | 13.8 | 14.5 | 13.2 | 14.6 |
| 3. Moderate | 18.6 | 21.1 | 16.4 | 19.2 | 11.7 | 19.8 | 17.5 | 18.5 | 19.0 | 20.1 | 14.1 | 19.5 | 17.3 | 21.4 | 18.2 | 24.6 |
| 4. Considerable | 15.5 | 10.9 | 20.0 | 16.2 | 13.3 | 15.3 | 15.6 | 16.1 | 14.5 | 16.9 | 11.2 | 17.6 | 16.4 | 11.2 | 11.6 | 6.8 |
| 5. Great extent | 18.5 | 12.0 | 24.9 | 18.0 | 26.9 | 16.8 | 18.2 | 22.4 | 14.6 | 21.6 | 8.7 | 23.5 | 14.9 | 12.7 | 15.5 | 7.4 |
| <i>Item 22200 Subject B01, C07</i> | <i>N</i> 2245 | <i>983</i> | <i>1152</i> | <i>1409</i> | <i>255</i> | <i>436</i> | <i>569</i> | <i>744</i> | <i>495</i> | <i>1673</i> | <i>429</i> | <i>1026</i> | <i>550</i> | <i>204</i> | <i>368</i> | <i>39</i> |
| A10: Have you ever had to repeat a grade in school? | | | | | | | | | | | | | | | | |
| 1. No | 90.6 | 89.1 | 92.9 | 93.0 | 87.3 | 88.9 | 92.5 | 90.0 | 90.9 | 93.3 | 83.9 | 91.9 | 91.9 | 90.3 | 87.3 | 82.3 |
| 2. Yes, one time | 9.0 | 10.4 | 7.1 | 6.9 | 12.4 | 10.6 | 7.4 | 9.5 | 8.8 | 6.5 | 15.5 | 7.7 | 7.9 | 9.7 | 12.2 | 17.3 |
| 3. Yes, two or more times | 0.4 | 0.5 | 0.1 | 0.1 | 0.4 | 0.4 | 0.1 | 0.5 | 0.3 | 0.2 | 0.6 | 0.3 | 0.2 | - | 0.5 | 0.5 |
| <i>Item 23530 Subject B01</i> | <i>N</i> 2251 | <i>985</i> | <i>1155</i> | <i>1413</i> | <i>258</i> | <i>435</i> | <i>570</i> | <i>750</i> | <i>496</i> | <i>1676</i> | <i>429</i> | <i>1032</i> | <i>550</i> | <i>205</i> | <i>368</i> | <i>40</i> |
| A11: Did you ever attend summer school to make up for poor grades or to keep from being held back? | | | | | | | | | | | | | | | | |
| 1. No | 78.8 | 76.3 | 82.6 | 86.4 | 58.3 | 79.9 | 86.5 | 79.5 | 67.7 | 83.1 | 67.1 | 82.8 | 73.0 | 82.8 | 79.5 | 63.4 |
| 2. Yes, one summer | 14.7 | 14.9 | 13.7 | 10.5 | 28.5 | 12.2 | 9.8 | 15.9 | 20.7 | 11.9 | 22.5 | 12.8 | 17.7 | 12.0 | 12.9 | 21.8 |
| 3. Yes, two summers | 4.0 | 5.0 | 2.5 | 1.6 | 9.6 | 4.8 | 2.6 | 2.5 | 7.0 | 3.1 | 5.7 | 2.9 | 5.3 | 2.4 | 4.9 | 8.1 |
| 4. Yes, three or more summers | 2.6 | 3.8 | 1.2 | 1.5 | 3.6 | 3.0 | 1.1 | 2.2 | 4.5 | 1.9 | 4.8 | 1.6 | 4.0 | 2.7 | 2.6 | 6.8 |
| <i>Item 23540 Subject B01</i> | <i>N</i> 2250 | <i>986</i> | <i>1156</i> | <i>1415</i> | <i>258</i> | <i>437</i> | <i>570</i> | <i>747</i> | <i>496</i> | <i>1677</i> | <i>429</i> | <i>1032</i> | <i>550</i> | <i>205</i> | <i>368</i> | <i>40</i> |
| A12: Have you ever been suspended or expelled from school? | | | | | | | | | | | | | | | | |
| 1. No | 76.1 | 68.1 | 84.2 | 81.1 | 58.0 | 74.8 | 79.0 | 76.9 | 72.5 | 80.5 | 63.6 | 86.7 | 70.6 | 74.2 | 61.9 | 37.6 |
| 2. Yes, one time | 14.3 | 17.3 | 11.0 | 11.0 | 24.2 | 13.8 | 12.2 | 13.2 | 18.9 | 12.8 | 18.8 | 8.8 | 17.4 | 16.9 | 20.6 | 36.0 |
| 3. Yes, two or more times | 9.6 | 14.6 | 4.9 | 7.9 | 17.8 | 11.4 | 8.8 | 9.9 | 8.6 | 6.7 | 17.6 | 4.5 | 12.0 | 9.0 | 17.4 | 26.4 |
| <i>Item 25140 Subject B07</i> | <i>N</i> 2245 | <i>984</i> | <i>1153</i> | <i>1411</i> | <i>256</i> | <i>433</i> | <i>569</i> | <i>747</i> | <i>496</i> | <i>1674</i> | <i>427</i> | <i>1030</i> | <i>549</i> | <i>205</i> | <i>368</i> | <i>40</i> |

| QUESTIONNAIRE FORM 6 2002 | TOTAL | SEX | | RACE | | REGION | | | | COLLEGE PLANS? | | ILLICIT DRUG USE: LIFETIME | | | | |
|--|---------------|------------|-------------|-------------|------------|------------|------------|------------|------------|-------------------|------------|----------------------------|------------------------|--------------|---------------|--------------------|
| | | M | F | White | Black | NE | NC | S | W | Yes | No | None | Mari- juana Only | Few Pills | More Pills | Any Her- oin |
| <i>N (Weighted No. of Cases):</i> | 2276 | 990 | 1158 | 1417 | 261 | 445 | 574 | 757 | 499 | 1678 | 432 | 1035 | 553 | 205 | 368 | 42 |
| <i>% of Weighted Total:</i> | 100.0 | 43.5 | 50.9 | 62.3 | 11.5 | 19.6 | 25.2 | 33.3 | 21.9 | 73.7 | 19.0 | 45.5 | 24.3 | 9.0 | 16.2 | 1.9 |
| A13: During the LAST FOUR WEEKS, on how many days (if any) did you carry a gun to school? | | | | | | | | | | | | | | | | |
| 1. None | 97.9 | 97.1 | 99.4 | 98.4 | 97.3 | 98.8 | 98.4 | 98.5 | 95.7 | 98.6 | 97.4 | 98.8 | 98.3 | 98.1 | 98.2 | 81.5 |
| 2. One day | 0.3 | 0.4 | - | 0.2 | 0.9 | 0.1 | 0.1 | 0.1 | 1.0 | 0.3 | 0.6 | 0.2 | 0.6 | - | 0.3 | 2.7 |
| 3. Two days | 0.2 | - | 0.2 | - | 0.4 | - | - | 0.4 | 0.3 | 0.1 | - | 0.2 | 0.2 | - | - | - |
| 4. 3-5 days | 0.3 | 0.6 | 0.1 | 0.2 | - | - | 0.4 | 0.2 | 0.6 | 0.2 | 0.7 | 0.3 | 0.2 | - | 0.4 | 2.3 |
| 5. 6-9 days | 0.2 | 0.3 | 0.1 | 0.3 | - | 0.6 | 0.2 | - | 0.2 | 0.2 | 0.2 | 0.1 | - | 0.5 | 0.6 | 1.2 |
| 6. 10 or more days | 1.1 | 1.5 | 0.2 | 0.9 | 1.4 | 0.6 | 0.8 | 0.8 | 2.2 | 0.6 | 1.1 | 0.5 | 0.7 | 1.4 | 0.6 | 12.4 |
| <i>Item 29590 Subject B07, S01</i> | <i>N</i> 2252 | <i>987</i> | <i>1156</i> | <i>1416</i> | <i>258</i> | <i>436</i> | <i>571</i> | <i>748</i> | <i>496</i> | <i>1677</i> | <i>429</i> | <i>1032</i> | <i>550</i> | <i>205</i> | <i>367</i> | <i>41</i> |
| A14: During the past 12 months, has anyone made an offer at school to sell or give you an illegal drug (or actually sold or given you one at school)? | | | | | | | | | | | | | | | | |
| 1. No | 73.5 | 65.3 | 80.9 | 72.8 | 78.2 | 72.7 | 76.8 | 75.1 | 68.0 | 74.8 | 68.9 | 89.8 | 69.6 | 59.8 | 47.4 | 30.1 |
| 2. Yes | 26.5 | 34.7 | 19.1 | 27.2 | 21.8 | 27.3 | 23.2 | 24.9 | 32.0 | 25.2 | 31.1 | 10.2 | 30.4 | 40.2 | 52.6 | 69.9 |
| <i>Item 25820 Subject A03a</i> | <i>N</i> 2237 | <i>981</i> | <i>1154</i> | <i>1413</i> | <i>257</i> | <i>434</i> | <i>569</i> | <i>746</i> | <i>488</i> | <i>1672</i> | <i>424</i> | <i>1029</i> | <i>547</i> | <i>205</i> | <i>367</i> | <i>40</i> |
| A15: In your present school, how vigorous are the teachers and administrators in their attempts to prevent students from . . . | | | | | | | | | | | | | | | | |
| A15A: Smoking? | | | | | | | | | | | | | | | | |
| 1. Not at all | 13.2 | 14.5 | 11.3 | 12.1 | 15.2 | 10.5 | 16.7 | 11.4 | 14.4 | 12.3 | 14.4 | 11.6 | 13.6 | 11.1 | 14.6 | 39.3 |
| 2. Slightly | 18.0 | 19.9 | 16.7 | 19.4 | 14.2 | 15.2 | 17.0 | 19.3 | 19.7 | 18.1 | 18.9 | 16.6 | 16.4 | 23.6 | 22.3 | 22.9 |
| 3. Somewhat | 18.8 | 15.3 | 22.1 | 19.9 | 15.0 | 21.2 | 20.8 | 17.3 | 16.6 | 20.1 | 15.9 | 18.2 | 23.7 | 14.7 | 17.8 | 6.3 |
| 4. Fairly vigorous | 18.2 | 18.7 | 18.2 | 20.4 | 10.4 | 24.8 | 15.0 | 19.2 | 14.5 | 19.6 | 14.7 | 18.6 | 15.9 | 21.3 | 20.6 | 11.5 |
| 5. Very vigorous | 15.2 | 15.6 | 15.1 | 13.5 | 21.6 | 17.9 | 15.0 | 14.4 | 14.1 | 14.1 | 17.8 | 15.1 | 15.2 | 15.7 | 14.6 | 15.2 |
| 8. Don't know | 16.7 | 15.9 | 16.6 | 14.7 | 23.5 | 10.5 | 15.5 | 18.4 | 20.7 | 15.8 | 18.4 | 20.0 | 15.2 | 13.6 | 10.3 | 4.9 |
| <i>Item 23550 Subject A10a, B01</i> | <i>N</i> 2241 | <i>985</i> | <i>1154</i> | <i>1415</i> | <i>257</i> | <i>432</i> | <i>570</i> | <i>748</i> | <i>491</i> | <i>1672</i> | <i>426</i> | <i>1027</i> | <i>547</i> | <i>205</i> | <i>367</i> | <i>41</i> |
| A15B: Drinking? | | | | | | | | | | | | | | | | |
| 1. Not at all | 11.3 | 12.9 | 9.0 | 8.9 | 15.7 | 11.2 | 11.2 | 10.3 | 13.2 | 10.1 | 13.5 | 9.4 | 11.6 | 10.8 | 12.7 | 31.4 |
| 2. Slightly | 17.9 | 17.7 | 18.3 | 20.7 | 10.4 | 16.6 | 20.9 | 17.4 | 16.3 | 18.7 | 16.0 | 16.5 | 18.3 | 18.2 | 22.4 | 23.3 |
| 3. Somewhat | 15.4 | 14.8 | 16.2 | 17.8 | 9.9 | 14.0 | 17.9 | 15.0 | 14.5 | 16.9 | 11.4 | 16.1 | 15.2 | 14.2 | 15.3 | 9.4 |
| 4. Fairly vigorous | 15.7 | 16.9 | 15.5 | 16.7 | 10.3 | 21.0 | 13.0 | 14.4 | 16.2 | 16.8 | 13.8 | 16.7 | 15.1 | 16.1 | 16.5 | 4.2 |
| 5. Very vigorous | 20.3 | 18.7 | 21.8 | 19.1 | 23.2 | 23.1 | 19.2 | 20.8 | 18.5 | 18.6 | 25.8 | 18.5 | 22.1 | 24.0 | 20.5 | 25.5 |
| 8. Don't know | 19.3 | 19.0 | 19.2 | 16.8 | 30.6 | 14.1 | 17.7 | 22.1 | 21.4 | 18.9 | 19.4 | 22.8 | 17.6 | 16.7 | 12.6 | 6.3 |
| <i>Item 23560 Subject A10a, B01</i> | <i>N</i> 2238 | <i>984</i> | <i>1152</i> | <i>1412</i> | <i>257</i> | <i>431</i> | <i>571</i> | <i>745</i> | <i>491</i> | <i>1670</i> | <i>426</i> | <i>1025</i> | <i>547</i> | <i>205</i> | <i>367</i> | <i>41</i> |
| A15C: Drug use? | | | | | | | | | | | | | | | | |
| 1. Not at all | 9.7 | 11.1 | 7.6 | 7.4 | 14.7 | 8.7 | 9.6 | 8.6 | 12.3 | 8.4 | 11.6 | 8.3 | 8.8 | 9.0 | 11.4 | 30.2 |
| 2. Slightly | 13.8 | 13.0 | 14.3 | 15.6 | 9.8 | 12.7 | 14.4 | 14.9 | 12.4 | 14.2 | 12.6 | 12.6 | 14.0 | 13.0 | 18.4 | 15.8 |
| 3. Somewhat | 16.0 | 13.9 | 18.2 | 18.5 | 11.3 | 16.9 | 20.3 | 12.9 | 15.0 | 16.4 | 16.1 | 16.1 | 18.5 | 12.4 | 15.2 | 11.0 |
| 4. Fairly vigorous | 16.4 | 17.4 | 16.1 | 17.4 | 10.2 | 19.5 | 14.2 | 17.4 | 14.5 | 17.9 | 12.1 | 16.4 | 15.5 | 21.3 | 17.5 | 7.4 |
| 5. Very vigorous | 25.7 | 25.5 | 26.3 | 24.6 | 27.8 | 29.6 | 23.1 | 25.8 | 25.0 | 25.0 | 28.9 | 24.7 | 27.2 | 27.0 | 25.9 | 23.5 |
| 8. Don't know | 18.5 | 19.1 | 17.4 | 16.4 | 26.2 | 12.6 | 18.5 | 20.4 | 20.8 | 18.1 | 18.7 | 21.8 | 15.9 | 17.3 | 11.7 | 12.1 |
| <i>Item 23570 Subject A10a, B01</i> | <i>N</i> 2238 | <i>984</i> | <i>1152</i> | <i>1412</i> | <i>257</i> | <i>431</i> | <i>571</i> | <i>745</i> | <i>491</i> | <i>1670</i> | <i>426</i> | <i>1025</i> | <i>547</i> | <i>205</i> | <i>367</i> | <i>41</i> |
| A16: How severe do you think the consequences would be for a student in your school who gets caught . . . | | | | | | | | | | | | | | | | |
| A16A: Smoking? | | | | | | | | | | | | | | | | |
| 1. No consequences | 5.1 | 6.6 | 3.2 | 4.9 | 5.1 | 3.7 | 6.9 | 3.4 | 6.7 | 4.6 | 4.2 | 4.2 | 4.6 | 7.7 | 6.2 | 8.2 |
| 2. Mild | 30.3 | 31.8 | 29.2 | 32.5 | 25.3 | 35.6 | 36.4 | 26.8 | 23.9 | 30.6 | 32.4 | 27.5 | 32.2 | 33.4 | 33.1 | 42.7 |
| 3. Moderate | 36.7 | 36.7 | 38.3 | 40.2 | 25.7 | 38.1 | 34.5 | 39.2 | 34.2 | 38.7 | 32.5 | 37.6 | 37.0 | 35.9 | 37.3 | 30.1 |
| 4. Severe | 20.4 | 16.7 | 23.5 | 16.8 | 35.3 | 16.6 | 15.0 | 24.1 | 24.3 | 19.6 | 21.4 | 21.4 | 21.6 | 18.4 | 17.5 | 10.7 |
| 8. Don't know | 7.5 | 8.2 | 5.8 | 5.6 | 8.6 | 5.9 | 7.2 | 6.5 | 10.9 | 6.5 | 9.5 | 9.3 | 4.7 | 4.6 | 6.0 | 8.3 |
| <i>Item 23580 Subject A10a, B01</i> | <i>N</i> 2242 | <i>984</i> | <i>1152</i> | <i>1412</i> | <i>257</i> | <i>431</i> | <i>571</i> | <i>750</i> | <i>491</i> | <i>1672</i> | <i>425</i> | <i>1029</i> | <i>547</i> | <i>205</i> | <i>365</i> | <i>41</i> |
| A16B: Using (or possessing) alcohol? | | | | | | | | | | | | | | | | |
| 1. No consequences | 1.4 | 1.4 | 0.7 | 0.8 | 1.1 | 1.5 | 2.0 | 0.9 | 1.4 | 0.7 | 1.5 | 1.4 | 0.6 | 1.4 | 2.0 | 0.8 |
| 2. Mild | 7.1 | 6.5 | 7.5 | 6.7 | 7.1 | 7.0 | 8.4 | 6.3 | 6.9 | 7.3 | 6.3 | 7.7 | 6.1 | 4.9 | 6.4 | 19.6 |
| 3. Moderate | 29.0 | 31.8 | 27.7 | 31.8 | 22.2 | 28.5 | 32.5 | 27.6 | 27.7 | 30.2 | 30.7 | 27.1 | 30.1 | 33.9 | 31.5 | 31.3 |
| 4. Severe | 54.0 | 52.4 | 56.3 | 54.3 | 59.0 | 55.8 | 49.2 | 57.0 | 53.4 | 54.1 | 52.6 | 53.3 | 57.8 | 52.9 | 54.6 | 36.4 |
| 8. Don't know | 8.4 | 7.9 | 7.8 | 6.4 | 10.6 | 7.2 | 8.0 | 8.1 | 10.6 | 7.7 | 8.8 | 10.5 | 5.4 | 6.8 | 5.5 | 11.9 |
| <i>Item 23590 Subject A10a, B01</i> | <i>N</i> 2241 | <i>984</i> | <i>1151</i> | <i>1412</i> | <i>257</i> | <i>431</i> | <i>570</i> | <i>750</i> | <i>491</i> | <i>1671</i> | <i>425</i> | <i>1028</i> | <i>547</i> | <i>205</i> | <i>365</i> | <i>41</i> |

DESCRIPTIVE RESULTS: 2002

229

| QUESTIONNAIRE FORM 6 2002 | TOTAL | SEX | | RACE | | REGION | | | | COLLEGE PLANS? | | ILLCIT DRUG USE: LIFETIME | | | | | |
|--|----------|-------------|------------|-------------|-------------|------------|------------|------------|------------|-------------------|-------------|---------------------------|------------------------|--------------|---------------|--------------------|-----------|
| | | M | F | White | Black | NE | NC | S | W | Yes | No | None | Mari- juana Only | Few Pills | More Pills | Any Her- oin | |
| <i>N (Weighted No. of Cases):</i> | 2276 | 990 | 1158 | 1417 | 261 | 445 | 574 | 757 | 499 | 1678 | 432 | 1035 | 553 | 205 | 368 | 42 | |
| <i>% of Weighted Total:</i> | 100.0 | 43.5 | 50.9 | 62.3 | 11.5 | 19.6 | 25.2 | 33.3 | 21.9 | 73.7 | 19.0 | 45.5 | 24.3 | 9.0 | 16.2 | 1.9 | |
| A16C: Using (or possessing) an illegal drug? | | | | | | | | | | | | | | | | | |
| 1. No consequences | 1.2 | 1.3 | 0.4 | 0.5 | 0.5 | 1.4 | 1.6 | 0.8 | 1.5 | 0.3 | 2.2 | 1.5 | 0.5 | 0.2 | 1.6 | 4.8 | |
| 2. Mild | 2.6 | 1.8 | 3.1 | 2.6 | 3.2 | 3.2 | 3.3 | 1.6 | 2.7 | 2.2 | 3.8 | 2.6 | 2.1 | 2.9 | 2.2 | 8.7 | |
| 3. Moderate | 12.3 | 12.0 | 12.5 | 12.9 | 9.8 | 11.7 | 16.6 | 9.4 | 12.3 | 13.1 | 10.3 | 11.7 | 13.4 | 8.8 | 12.3 | 32.2 | |
| 4. Severe | 76.0 | 76.5 | 77.2 | 77.5 | 78.3 | 77.3 | 70.5 | 81.2 | 73.2 | 77.1 | 74.8 | 74.9 | 78.2 | 84.5 | 77.3 | 42.5 | |
| 8. Don't know | 7.9 | 8.3 | 6.8 | 6.5 | 8.2 | 6.3 | 8.1 | 7.1 | 10.3 | 7.4 | 9.0 | 9.4 | 5.8 | 3.6 | 6.6 | 11.9 | |
| <i>Item 23600 Subject A10a, B01</i> | <i>N</i> | <i>2241</i> | <i>984</i> | <i>1152</i> | <i>1412</i> | <i>257</i> | <i>431</i> | <i>571</i> | <i>749</i> | <i>491</i> | <i>1672</i> | <i>425</i> | <i>1029</i> | <i>547</i> | <i>205</i> | <i>365</i> | <i>41</i> |
| A17: The next questions ask for your opinions on the effects of using certain drugs and other substances. How much do you think people risk harming themselves (physically or in other ways), if they . . . | | | | | | | | | | | | | | | | | |
| A17A: Smoke one or more packs of cigarettes per day | | | | | | | | | | | | | | | | | |
| 1. No risk | 1.7 | 1.9 | 0.7 | 0.4 | 3.6 | 1.6 | 2.4 | 1.1 | 1.9 | 1.0 | 2.3 | 1.7 | 0.8 | - | 1.1 | 5.1 | |
| 2. Slight risk | 6.1 | 6.5 | 5.1 | 5.8 | 7.6 | 5.3 | 7.6 | 7.1 | 3.4 | 5.1 | 8.4 | 4.6 | 6.5 | 6.2 | 6.5 | 27.3 | |
| 3. Moderate risk | 23.5 | 25.5 | 21.9 | 25.7 | 16.1 | 23.7 | 24.1 | 24.6 | 21.1 | 21.6 | 33.0 | 22.0 | 25.6 | 21.0 | 25.3 | 28.8 | |
| 4. Great risk | 66.7 | 64.4 | 70.8 | 66.8 | 71.0 | 67.2 | 64.5 | 65.2 | 70.9 | 70.5 | 54.9 | 69.6 | 65.8 | 71.3 | 65.5 | 35.4 | |
| 5. Can't say, drug unfamiliar | 2.0 | 1.7 | 1.6 | 1.3 | 1.6 | 2.1 | 1.4 | 1.9 | 2.8 | 1.8 | 1.5 | 2.2 | 1.3 | 1.4 | 1.5 | 3.4 | |
| <i>Item 12360 Subject A14a</i> | <i>N</i> | <i>2239</i> | <i>985</i> | <i>1152</i> | <i>1414</i> | <i>256</i> | <i>433</i> | <i>571</i> | <i>747</i> | <i>489</i> | <i>1670</i> | <i>426</i> | <i>1027</i> | <i>547</i> | <i>205</i> | <i>367</i> | <i>41</i> |
| A17B: Try marijuana once or twice | | | | | | | | | | | | | | | | | |
| 1. No risk | 34.0 | 39.5 | 28.8 | 36.7 | 31.7 | 39.2 | 35.6 | 30.5 | 33.0 | 33.4 | 35.5 | 15.9 | 45.0 | 50.3 | 58.2 | 45.4 | |
| 2. Slight risk | 34.2 | 31.6 | 36.8 | 34.2 | 31.9 | 33.2 | 35.5 | 33.4 | 34.5 | 35.4 | 32.5 | 35.1 | 38.8 | 33.8 | 25.2 | 40.6 | |
| 3. Moderate risk | 15.0 | 13.3 | 17.0 | 15.4 | 15.9 | 13.0 | 13.4 | 17.6 | 14.8 | 15.0 | 14.8 | 21.2 | 10.2 | 9.4 | 9.7 | 2.7 | |
| 4. Great risk | 13.8 | 13.1 | 14.6 | 11.7 | 17.7 | 12.1 | 12.9 | 15.5 | 13.7 | 13.9 | 13.9 | 23.2 | 5.2 | 4.8 | 5.8 | 8.0 | |
| 5. Can't say, drug unfamiliar | 3.0 | 2.4 | 2.8 | 2.0 | 2.8 | 2.4 | 2.6 | 3.1 | 4.0 | 2.1 | 3.4 | 4.7 | 0.9 | 1.7 | 1.1 | 3.4 | |
| <i>Item 12370 Subject A14a</i> | <i>N</i> | <i>2238</i> | <i>981</i> | <i>1153</i> | <i>1412</i> | <i>256</i> | <i>430</i> | <i>570</i> | <i>749</i> | <i>489</i> | <i>1669</i> | <i>426</i> | <i>1028</i> | <i>546</i> | <i>203</i> | <i>367</i> | <i>41</i> |
| A17C: Smoke marijuana occasionally | | | | | | | | | | | | | | | | | |
| 1. No risk | 13.4 | 16.6 | 9.9 | 14.1 | 16.2 | 18.1 | 11.6 | 11.2 | 15.0 | 11.4 | 18.1 | 5.1 | 13.7 | 22.5 | 28.6 | 30.8 | |
| 2. Slight risk | 29.0 | 30.9 | 27.4 | 31.1 | 24.3 | 29.8 | 32.3 | 27.5 | 26.7 | 29.9 | 27.0 | 16.4 | 41.3 | 36.3 | 41.9 | 36.4 | |
| 3. Moderate risk | 31.8 | 28.9 | 35.6 | 33.0 | 25.7 | 30.3 | 32.5 | 33.2 | 30.4 | 34.0 | 27.6 | 38.7 | 31.4 | 26.6 | 17.2 | 19.0 | |
| 4. Great risk | 22.6 | 21.0 | 24.4 | 19.6 | 30.1 | 19.5 | 21.0 | 24.9 | 23.7 | 22.5 | 23.8 | 35.0 | 12.8 | 12.6 | 11.2 | 8.7 | |
| 5. Can't say, drug unfamiliar | 3.1 | 2.6 | 2.7 | 2.2 | 3.6 | 2.3 | 2.6 | 3.2 | 4.2 | 2.2 | 3.5 | 4.7 | 0.7 | 2.0 | 1.1 | 5.2 | |
| <i>Item 12380 Subject A14a</i> | <i>N</i> | <i>2242</i> | <i>985</i> | <i>1153</i> | <i>1415</i> | <i>256</i> | <i>433</i> | <i>571</i> | <i>749</i> | <i>489</i> | <i>1671</i> | <i>426</i> | <i>1028</i> | <i>547</i> | <i>205</i> | <i>367</i> | <i>41</i> |
| A17D: Smoke marijuana regularly | | | | | | | | | | | | | | | | | |
| 1. No risk | 6.4 | 7.6 | 4.1 | 5.5 | 11.6 | 8.4 | 6.3 | 5.2 | 6.4 | 4.6 | 9.2 | 3.2 | 4.4 | 8.3 | 14.6 | 13.5 | |
| 2. Slight risk | 12.7 | 16.3 | 9.4 | 13.8 | 9.4 | 15.0 | 12.1 | 12.9 | 11.1 | 11.6 | 15.8 | 4.5 | 17.4 | 19.7 | 22.2 | 38.5 | |
| 3. Moderate risk | 24.1 | 24.6 | 24.3 | 25.3 | 21.0 | 21.9 | 25.7 | 22.6 | 26.6 | 24.5 | 26.4 | 15.6 | 30.8 | 35.7 | 32.6 | 21.0 | |
| 4. Great risk | 53.8 | 49.1 | 59.7 | 53.4 | 55.2 | 52.3 | 53.1 | 56.4 | 52.3 | 57.1 | 45.4 | 72.3 | 46.4 | 34.6 | 29.4 | 21.7 | |
| 5. Can't say, drug unfamiliar | 3.0 | 2.3 | 2.6 | 2.0 | 2.7 | 2.4 | 2.9 | 2.9 | 3.7 | 2.2 | 3.2 | 4.4 | 1.0 | 1.7 | 1.1 | 5.2 | |
| <i>Item 12390 Subject A14a</i> | <i>N</i> | <i>2237</i> | <i>983</i> | <i>1152</i> | <i>1412</i> | <i>256</i> | <i>430</i> | <i>571</i> | <i>747</i> | <i>489</i> | <i>1668</i> | <i>426</i> | <i>1027</i> | <i>546</i> | <i>204</i> | <i>366</i> | <i>41</i> |
| A17E: Try cocaine once or twice | | | | | | | | | | | | | | | | | |
| 1. No risk | 5.4 | 6.4 | 3.3 | 4.5 | 4.0 | 5.4 | 5.8 | 4.5 | 6.2 | 4.2 | 8.4 | 3.3 | 3.4 | 4.4 | 9.8 | 23.9 | |
| 2. Slight risk | 15.4 | 16.0 | 15.0 | 15.1 | 13.8 | 14.7 | 15.3 | 14.1 | 18.3 | 14.6 | 17.8 | 14.7 | 9.4 | 19.0 | 22.2 | 40.7 | |
| 3. Moderate risk | 23.8 | 24.4 | 24.5 | 26.3 | 19.2 | 21.5 | 24.3 | 25.2 | 23.2 | 24.4 | 23.7 | 23.8 | 23.0 | 24.8 | 25.8 | 17.0 | |
| 4. Great risk | 50.0 | 47.9 | 52.7 | 49.8 | 57.3 | 53.7 | 47.8 | 51.3 | 47.3 | 52.7 | 43.7 | 52.1 | 58.8 | 49.2 | 39.3 | 13.2 | |
| 5. Can't say, drug unfamiliar | 5.4 | 5.3 | 4.5 | 4.3 | 5.7 | 4.6 | 6.8 | 5.0 | 5.0 | 4.1 | 6.4 | 6.2 | 5.4 | 2.6 | 2.9 | 5.2 | |
| <i>Item 12490 Subject A14a</i> | <i>N</i> | <i>2238</i> | <i>985</i> | <i>1151</i> | <i>1413</i> | <i>256</i> | <i>432</i> | <i>570</i> | <i>747</i> | <i>489</i> | <i>1670</i> | <i>425</i> | <i>1027</i> | <i>547</i> | <i>203</i> | <i>367</i> | <i>41</i> |
| A17F: Take one or two drinks nearly every day | | | | | | | | | | | | | | | | | |
| 1. No risk | 9.6 | 13.9 | 4.4 | 9.8 | 10.4 | 10.5 | 10.4 | 8.8 | 8.9 | 8.5 | 11.6 | 5.9 | 8.5 | 8.8 | 18.2 | 24.3 | |
| 2. Slight risk | 22.2 | 26.6 | 18.9 | 25.5 | 15.8 | 21.7 | 23.6 | 23.9 | 18.3 | 21.2 | 25.6 | 16.3 | 26.5 | 28.8 | 27.3 | 32.3 | |
| 3. Moderate risk | 32.8 | 31.0 | 34.8 | 34.0 | 32.4 | 35.7 | 32.4 | 31.7 | 32.3 | 33.0 | 36.9 | 32.1 | 35.5 | 37.6 | 30.0 | 24.7 | |
| 4. Great risk | 33.4 | 26.9 | 40.3 | 29.4 | 39.5 | 30.4 | 31.4 | 33.7 | 38.0 | 35.7 | 24.2 | 43.1 | 28.3 | 23.5 | 23.8 | 15.2 | |
| 5. Can't say, drug unfamiliar | 2.0 | 1.7 | 1.6 | 1.3 | 1.9 | 1.6 | 2.2 | 1.8 | 2.5 | 1.7 | 1.7 | 2.7 | 1.2 | 1.3 | 0.6 | 3.4 | |
| <i>Item 12520 Subject A14a</i> | <i>N</i> | <i>2239</i> | <i>985</i> | <i>1151</i> | <i>1415</i> | <i>256</i> | <i>433</i> | <i>570</i> | <i>748</i> | <i>488</i> | <i>1671</i> | <i>426</i> | <i>1028</i> | <i>547</i> | <i>205</i> | <i>367</i> | <i>41</i> |

| QUESTIONNAIRE FORM 6 2002 | TOTAL | SEX | | RACE | | REGION | | | | COLLEGE PLANS? | | ILLCIT DRUG USE: LIFETIME | | | | | |
|---|----------|------|------|-------|-------|--------|------|------|------|-------------------|------|---------------------------|------------------------|--------------|---------------|--------------------|----|
| | | M | F | White | Black | NE | NC | S | W | Yes | No | None | Mari- juana Only | Few Pills | More Pills | Any Her- oin | |
| <i>N (Weighted No. of Cases):</i> | 2276 | 990 | 1158 | 1417 | 261 | 445 | 574 | 757 | 499 | 1678 | 432 | 1035 | 553 | 205 | 368 | 42 | |
| <i>% of Weighted Total:</i> | 100.0 | 43.5 | 50.9 | 62.3 | 11.5 | 19.6 | 25.2 | 33.3 | 21.9 | 73.7 | 19.0 | 45.5 | 24.3 | 9.0 | 16.2 | 1.9 | |
| A17G: Take four or five drinks nearly every day | | | | | | | | | | | | | | | | | |
| 1. No risk | 3.9 | 6.0 | 1.2 | 2.9 | 6.0 | 2.9 | 5.0 | 3.7 | 3.9 | 2.8 | 7.0 | 2.2 | 3.5 | 1.2 | 7.8 | 7.9 | |
| 2. Slight risk | 6.8 | 9.0 | 4.6 | 7.9 | 3.7 | 6.3 | 7.3 | 7.4 | 5.5 | 5.9 | 8.7 | 4.0 | 6.9 | 8.7 | 10.6 | 27.5 | |
| 3. Moderate risk | 20.5 | 24.7 | 17.2 | 23.3 | 10.9 | 22.8 | 21.2 | 20.8 | 17.2 | 19.9 | 24.8 | 14.8 | 24.4 | 25.8 | 26.9 | 22.1 | |
| 4. Great risk | 66.8 | 58.9 | 75.2 | 64.5 | 76.5 | 66.4 | 64.0 | 66.3 | 71.5 | 69.9 | 57.7 | 76.6 | 64.0 | 63.0 | 54.1 | 37.2 | |
| 5. Can't say, drug unfamiliar | 2.0 | 1.4 | 1.8 | 1.4 | 3.0 | 1.5 | 2.5 | 1.9 | 2.0 | 1.5 | 1.8 | 2.4 | 1.1 | 1.3 | 0.6 | 5.2 | |
| <i>Item 12530 Subject A14a</i> | <i>N</i> | 2236 | 984 | 1150 | 1413 | 256 | 431 | 570 | 747 | 488 | 1671 | 425 | 1027 | 546 | 204 | 367 | 41 |
| A17H: Have five or more drinks once or twice each weekend | | | | | | | | | | | | | | | | | |
| 1. No risk | 8.4 | 11.1 | 4.9 | 8.0 | 9.7 | 7.8 | 9.7 | 8.1 | 7.9 | 7.3 | 9.6 | 3.9 | 8.4 | 8.0 | 18.3 | 20.1 | |
| 2. Slight risk | 15.7 | 18.3 | 13.6 | 19.3 | 6.5 | 19.2 | 19.5 | 12.8 | 12.8 | 15.2 | 17.3 | 9.9 | 17.9 | 20.6 | 25.5 | 29.5 | |
| 3. Moderate risk | 28.1 | 27.7 | 29.4 | 29.5 | 19.8 | 29.2 | 27.2 | 27.4 | 29.1 | 28.3 | 30.8 | 24.0 | 32.2 | 37.7 | 28.5 | 19.4 | |
| 4. Great risk | 45.7 | 41.3 | 50.4 | 41.9 | 60.2 | 41.7 | 41.6 | 49.4 | 48.2 | 47.5 | 40.6 | 59.8 | 39.7 | 32.1 | 27.3 | 25.7 | |
| 5. Can't say, drug unfamiliar | 2.1 | 1.6 | 1.7 | 1.3 | 3.7 | 2.1 | 1.9 | 2.3 | 2.0 | 1.7 | 1.8 | 2.4 | 1.9 | 1.7 | 0.5 | 5.2 | |
| <i>Item 12540 Subject A14a</i> | <i>N</i> | 2238 | 984 | 1151 | 1414 | 256 | 432 | 570 | 748 | 488 | 1671 | 426 | 1028 | 547 | 205 | 367 | 41 |
| A17I: Take steroids for body-building or improved athletic performance | | | | | | | | | | | | | | | | | |
| 1. No risk | 3.0 | 3.6 | 1.5 | 2.2 | 4.2 | 3.6 | 2.7 | 2.6 | 3.2 | 2.7 | 3.0 | 2.7 | 2.3 | 1.7 | 3.3 | 10.0 | |
| 2. Slight risk | 7.8 | 9.4 | 7.0 | 9.1 | 2.7 | 7.9 | 9.7 | 6.8 | 7.1 | 7.4 | 9.3 | 6.2 | 5.9 | 14.8 | 10.6 | 16.1 | |
| 3. Moderate risk | 25.4 | 25.9 | 25.4 | 27.1 | 17.4 | 25.2 | 22.9 | 25.1 | 28.8 | 25.4 | 27.5 | 23.7 | 25.7 | 30.9 | 27.1 | 24.7 | |
| 4. Great risk | 57.1 | 55.2 | 59.7 | 56.2 | 67.9 | 58.2 | 55.8 | 59.5 | 53.7 | 58.9 | 52.2 | 61.0 | 58.6 | 47.7 | 53.9 | 41.3 | |
| 5. Can't say, drug unfamiliar | 6.8 | 5.9 | 6.5 | 5.5 | 7.8 | 5.1 | 8.9 | 6.0 | 7.2 | 5.6 | 7.9 | 6.5 | 7.6 | 4.9 | 5.1 | 7.9 | |
| <i>Item 24510 Subject A14a</i> | <i>N</i> | 2235 | 983 | 1151 | 1412 | 256 | 430 | 570 | 748 | 487 | 1669 | 426 | 1027 | 547 | 203 | 367 | 41 |
| A17J: Take MDMA (ecstasy) once or twice | | | | | | | | | | | | | | | | | |
| 1. No risk | 4.8 | 6.0 | 2.9 | 3.9 | 5.0 | 6.0 | 5.7 | 3.1 | 5.2 | 4.1 | 6.2 | 2.8 | 4.5 | 6.6 | 7.9 | 10.0 | |
| 2. Slight risk | 11.7 | 13.9 | 9.8 | 12.3 | 9.7 | 12.1 | 11.9 | 10.1 | 13.5 | 10.8 | 15.1 | 6.7 | 9.0 | 18.8 | 21.5 | 54.1 | |
| 3. Moderate risk | 20.8 | 22.5 | 19.7 | 20.8 | 14.7 | 20.0 | 19.2 | 21.3 | 22.8 | 21.2 | 19.6 | 17.7 | 21.9 | 23.2 | 28.0 | 24.6 | |
| 4. Great risk | 52.2 | 46.2 | 58.8 | 53.0 | 63.1 | 54.7 | 50.5 | 55.2 | 47.4 | 54.6 | 48.5 | 60.0 | 54.6 | 44.6 | 37.2 | 6.0 | |
| 5. Can't say, drug unfamiliar | 10.5 | 11.4 | 8.7 | 10.0 | 7.5 | 7.2 | 12.7 | 10.3 | 11.1 | 9.3 | 10.6 | 12.8 | 9.9 | 6.9 | 5.3 | 5.2 | |
| <i>Item 23040 Subject A14a</i> | <i>N</i> | 2239 | 984 | 1152 | 1414 | 256 | 432 | 570 | 748 | 489 | 1671 | 426 | 1028 | 547 | 205 | 367 | 41 |
| A18: Individuals differ in whether or not they disapprove of people doing certain things. Do YOU disapprove of people (who are 18 or older) doing each of the following? | | | | | | | | | | | | | | | | | |
| A18A: Smoking one or more packs of cigarettes per day | | | | | | | | | | | | | | | | | |
| 1. Don't disapprove | 34.4 | 41.6 | 27.9 | 37.0 | 23.3 | 32.4 | 40.7 | 34.3 | 29.0 | 31.2 | 47.2 | 21.3 | 39.9 | 47.1 | 50.7 | 73.4 | |
| 2. Disapprove | 36.9 | 31.6 | 41.3 | 35.2 | 42.1 | 38.0 | 36.0 | 37.5 | 35.9 | 37.9 | 32.3 | 40.1 | 36.9 | 29.0 | 34.5 | 16.9 | |
| 3. Strongly disapprove | 28.7 | 26.8 | 30.8 | 27.8 | 34.6 | 29.6 | 23.3 | 28.2 | 35.1 | 30.9 | 20.5 | 38.6 | 23.3 | 23.9 | 14.8 | 9.7 | |
| <i>Item 8560 Subject A11a</i> | <i>N</i> | 2239 | 985 | 1152 | 1414 | 257 | 431 | 569 | 745 | 493 | 1673 | 427 | 1029 | 550 | 205 | 366 | 42 |
| A18B: Trying marijuana once or twice | | | | | | | | | | | | | | | | | |
| 1. Don't disapprove | 51.1 | 54.9 | 47.8 | 54.3 | 44.1 | 55.0 | 52.8 | 46.7 | 52.6 | 49.7 | 56.3 | 26.1 | 70.4 | 72.4 | 77.6 | 86.7 | |
| 2. Disapprove | 28.0 | 25.7 | 30.2 | 26.6 | 33.3 | 27.7 | 29.3 | 29.5 | 24.7 | 29.0 | 26.1 | 37.3 | 24.5 | 16.1 | 14.4 | 13.3 | |
| 3. Strongly disapprove | 20.8 | 19.4 | 21.9 | 19.1 | 22.6 | 17.3 | 18.0 | 23.8 | 22.8 | 21.2 | 17.5 | 36.6 | 5.1 | 11.6 | 8.0 | - | |
| <i>Item 8570 Subject A11a</i> | <i>N</i> | 2234 | 983 | 1151 | 1411 | 257 | 430 | 567 | 744 | 493 | 1672 | 424 | 1029 | 549 | 203 | 364 | 41 |
| A18C: Smoking marijuana occasionally | | | | | | | | | | | | | | | | | |
| 1. Don't disapprove | 38.5 | 44.5 | 33.3 | 40.5 | 36.1 | 41.6 | 41.9 | 34.5 | 38.1 | 35.8 | 47.4 | 14.6 | 51.7 | 57.4 | 69.3 | 81.8 | |
| 2. Disapprove | 30.7 | 27.6 | 33.6 | 29.9 | 32.5 | 32.6 | 28.8 | 31.5 | 29.9 | 32.1 | 27.5 | 34.0 | 35.2 | 27.0 | 19.9 | 10.1 | |
| 3. Strongly disapprove | 30.8 | 27.9 | 33.1 | 29.6 | 31.5 | 25.8 | 29.3 | 34.0 | 32.0 | 32.1 | 25.1 | 51.5 | 13.1 | 15.5 | 10.8 | 8.1 | |
| <i>Item 8580 Subject A11a</i> | <i>N</i> | 2233 | 982 | 1152 | 1412 | 254 | 430 | 568 | 744 | 491 | 1672 | 424 | 1026 | 548 | 205 | 366 | 41 |
| A18D: Smoking marijuana regularly | | | | | | | | | | | | | | | | | |
| 1. Don't disapprove | 24.1 | 32.4 | 16.0 | 24.2 | 25.5 | 26.4 | 27.0 | 21.9 | 22.2 | 20.9 | 33.9 | 8.6 | 28.9 | 37.4 | 46.7 | 66.2 | |
| 2. Disapprove | 28.6 | 25.0 | 31.6 | 27.1 | 31.4 | 29.0 | 25.3 | 27.7 | 33.4 | 28.8 | 29.0 | 22.9 | 36.9 | 28.9 | 32.6 | 23.5 | |
| 3. Strongly disapprove | 47.3 | 42.5 | 52.4 | 48.8 | 43.1 | 44.7 | 47.8 | 50.4 | 44.4 | 50.2 | 37.1 | 68.5 | 34.2 | 33.6 | 20.7 | 10.3 | |
| <i>Item 8590 Subject A11a</i> | <i>N</i> | 2234 | 982 | 1150 | 1409 | 255 | 429 | 569 | 744 | 492 | 1669 | 426 | 1027 | 549 | 205 | 366 | 42 |

DESCRIPTIVE RESULTS: 2002

231

| QUESTIONNAIRE FORM 6 2002 | TOTAL | SEX | | RACE | | REGION | | | | COLLEGE PLANS? | | ILLCIT DRUG USE: LIFETIME | | | | |
|---|---------------|------------|-------------|-------------|------------|------------|------------|------------|------------|-------------------|------------|---------------------------|------------------------|--------------|---------------|--------------------|
| | | M | F | White | Black | NE | NC | S | W | Yes | No | None | Mari- juana Only | Few Pills | More Pills | Any Her- oin |
| <i>N (Weighted No. of Cases):</i> | 2276 | 990 | 1158 | 1417 | 261 | 445 | 574 | 757 | 499 | 1678 | 432 | 1035 | 553 | 205 | 368 | 42 |
| <i>% of Weighted Total:</i> | 100.0 | 43.5 | 50.9 | 62.3 | 11.5 | 19.6 | 25.2 | 33.3 | 21.9 | 73.7 | 19.0 | 45.5 | 24.3 | 9.0 | 16.2 | 1.9 |
| A18E: Trying cocaine once or twice | | | | | | | | | | | | | | | | |
| 1. Don't disapprove | 12.7 | 15.7 | 9.2 | 12.7 | 8.5 | 14.4 | 14.0 | 11.2 | 12.1 | 11.2 | 15.1 | 7.7 | 9.6 | 8.8 | 26.5 | 65.2 |
| 2. Disapprove | 27.6 | 26.3 | 28.8 | 27.8 | 24.2 | 26.4 | 30.0 | 27.5 | 26.2 | 26.6 | 33.4 | 26.2 | 25.3 | 31.4 | 32.8 | 32.1 |
| 3. Strongly disapprove | 59.6 | 58.1 | 61.9 | 59.5 | 67.3 | 59.2 | 56.0 | 61.3 | 61.7 | 62.2 | 51.6 | 66.1 | 65.1 | 59.8 | 40.6 | 2.8 |
| <i>Item 8690 Subject A11a</i> | <i>N</i> 2228 | <i>981</i> | <i>1147</i> | <i>1407</i> | <i>257</i> | <i>429</i> | <i>565</i> | <i>741</i> | <i>492</i> | <i>1667</i> | <i>425</i> | <i>1024</i> | <i>549</i> | <i>204</i> | <i>363</i> | <i>41</i> |
| A18F: Taking one or two drinks nearly every day | | | | | | | | | | | | | | | | |
| 1. Don't disapprove | 32.6 | 40.7 | 25.2 | 37.0 | 24.1 | 34.4 | 37.6 | 30.7 | 28.0 | 29.7 | 42.1 | 21.4 | 34.1 | 40.7 | 52.3 | 74.0 |
| 2. Disapprove | 38.8 | 37.1 | 40.5 | 37.1 | 38.6 | 39.1 | 38.0 | 37.2 | 41.9 | 40.5 | 35.3 | 39.3 | 42.4 | 39.1 | 33.8 | 22.6 |
| 3. Strongly disapprove | 28.6 | 22.1 | 34.3 | 25.8 | 37.3 | 26.5 | 24.4 | 32.1 | 30.1 | 29.8 | 22.6 | 39.3 | 23.5 | 20.3 | 13.9 | 3.4 |
| <i>Item 8720 Subject A11a</i> | <i>N</i> 2233 | <i>983</i> | <i>1150</i> | <i>1410</i> | <i>256</i> | <i>429</i> | <i>568</i> | <i>742</i> | <i>495</i> | <i>1672</i> | <i>426</i> | <i>1027</i> | <i>550</i> | <i>205</i> | <i>365</i> | <i>41</i> |
| A18G: Taking four or five drinks nearly every day | | | | | | | | | | | | | | | | |
| 1. Don't disapprove | 15.9 | 23.2 | 8.7 | 16.9 | 14.6 | 14.7 | 20.2 | 16.1 | 11.5 | 13.6 | 21.9 | 8.8 | 17.7 | 16.5 | 26.6 | 47.2 |
| 2. Disapprove | 31.5 | 31.6 | 31.9 | 32.0 | 27.9 | 33.1 | 31.4 | 28.6 | 34.4 | 29.7 | 39.3 | 26.0 | 33.1 | 32.7 | 42.6 | 39.4 |
| 3. Strongly disapprove | 52.7 | 45.3 | 59.4 | 51.1 | 57.5 | 52.2 | 48.5 | 55.2 | 54.1 | 56.8 | 38.8 | 65.2 | 49.2 | 50.7 | 30.8 | 13.4 |
| <i>Item 8730 Subject A11a</i> | <i>N</i> 2234 | <i>984</i> | <i>1150</i> | <i>1410</i> | <i>257</i> | <i>429</i> | <i>568</i> | <i>744</i> | <i>494</i> | <i>1671</i> | <i>426</i> | <i>1027</i> | <i>550</i> | <i>204</i> | <i>365</i> | <i>41</i> |
| A18H: Having five or more drinks once or twice each weekend | | | | | | | | | | | | | | | | |
| 1. Don't disapprove | 35.7 | 41.2 | 31.0 | 41.1 | 19.2 | 37.0 | 43.1 | 33.3 | 29.7 | 33.8 | 41.2 | 22.1 | 39.1 | 46.9 | 58.8 | 68.5 |
| 2. Disapprove | 29.0 | 27.2 | 30.5 | 26.0 | 31.6 | 31.1 | 25.7 | 26.2 | 35.4 | 29.4 | 29.7 | 29.8 | 30.7 | 28.6 | 25.1 | 27.4 |
| 3. Strongly disapprove | 35.3 | 31.6 | 38.5 | 32.9 | 49.2 | 31.9 | 31.2 | 40.6 | 34.9 | 36.8 | 29.1 | 48.0 | 30.2 | 24.5 | 16.1 | 4.1 |
| <i>Item 8740 Subject A11a</i> | <i>N</i> 2231 | <i>985</i> | <i>1148</i> | <i>1410</i> | <i>256</i> | <i>429</i> | <i>567</i> | <i>742</i> | <i>494</i> | <i>1671</i> | <i>425</i> | <i>1028</i> | <i>550</i> | <i>204</i> | <i>364</i> | <i>41</i> |
| A18I: Taking steroids for body-building or improved athletic performance | | | | | | | | | | | | | | | | |
| 1. Don't disapprove | 13.2 | 19.2 | 7.3 | 12.3 | 11.2 | 13.6 | 13.1 | 11.8 | 15.1 | 12.2 | 14.8 | 11.0 | 10.6 | 13.6 | 20.2 | 39.4 |
| 2. Disapprove | 34.2 | 32.2 | 36.4 | 36.2 | 29.3 | 35.3 | 33.8 | 35.7 | 31.3 | 34.3 | 34.7 | 28.7 | 36.4 | 44.0 | 39.3 | 31.7 |
| 3. Strongly disapprove | 52.6 | 48.6 | 56.3 | 51.6 | 59.5 | 51.0 | 53.2 | 52.5 | 53.6 | 53.5 | 50.4 | 60.3 | 53.0 | 42.4 | 40.5 | 28.9 |
| <i>Item 24520 Subject A11a</i> | <i>N</i> 2232 | <i>985</i> | <i>1148</i> | <i>1408</i> | <i>256</i> | <i>428</i> | <i>568</i> | <i>742</i> | <i>494</i> | <i>1669</i> | <i>427</i> | <i>1027</i> | <i>548</i> | <i>205</i> | <i>364</i> | <i>42</i> |
| A18J: Trying heroin once or twice without using a needle | | | | | | | | | | | | | | | | |
| 1. Don't disapprove | 6.9 | 9.9 | 3.5 | 6.4 | 6.7 | 6.7 | 8.4 | 6.1 | 6.7 | 5.6 | 10.1 | 5.2 | 4.7 | 5.5 | 9.0 | 56.8 |
| 2. Disapprove | 18.2 | 18.1 | 18.6 | 17.9 | 19.1 | 17.7 | 20.6 | 17.3 | 17.2 | 18.0 | 19.3 | 18.6 | 15.7 | 13.4 | 20.3 | 29.9 |
| 3. Strongly disapprove | 74.9 | 72.0 | 78.0 | 75.6 | 74.1 | 75.6 | 71.1 | 76.6 | 76.1 | 76.4 | 70.6 | 76.2 | 79.6 | 81.1 | 70.7 | 13.3 |
| <i>Item 29690 Subject A11a</i> | <i>N</i> 2232 | <i>983</i> | <i>1150</i> | <i>1412</i> | <i>256</i> | <i>429</i> | <i>568</i> | <i>743</i> | <i>491</i> | <i>1673</i> | <i>427</i> | <i>1029</i> | <i>550</i> | <i>203</i> | <i>365</i> | <i>41</i> |
| A18K: Taking heroin occasionally without using a needle | | | | | | | | | | | | | | | | |
| 1. Don't disapprove | 5.6 | 8.1 | 2.6 | 4.7 | 6.2 | 5.8 | 7.5 | 4.0 | 5.9 | 4.6 | 7.0 | 4.9 | 5.0 | 2.2 | 6.1 | 40.7 |
| 2. Disapprove | 14.0 | 14.8 | 13.1 | 13.2 | 16.1 | 13.0 | 15.8 | 13.5 | 13.5 | 13.3 | 17.1 | 13.0 | 12.3 | 14.9 | 15.1 | 28.1 |
| 3. Strongly disapprove | 80.3 | 77.0 | 84.3 | 82.0 | 77.7 | 81.2 | 76.7 | 82.5 | 80.6 | 82.1 | 75.8 | 82.1 | 82.7 | 82.9 | 78.8 | 31.2 |
| <i>Item 29700 Subject A11a</i> | <i>N</i> 2233 | <i>983</i> | <i>1151</i> | <i>1412</i> | <i>256</i> | <i>429</i> | <i>569</i> | <i>743</i> | <i>492</i> | <i>1672</i> | <i>426</i> | <i>1028</i> | <i>550</i> | <i>205</i> | <i>365</i> | <i>41</i> |
| A18L: Taking MDMA (ecstasy) once or twice | | | | | | | | | | | | | | | | |
| 1. Don't disapprove | 16.4 | 21.0 | 11.5 | 16.4 | 12.9 | 16.2 | 18.8 | 15.1 | 15.9 | 14.9 | 20.1 | 8.2 | 14.7 | 22.7 | 31.8 | 78.8 |
| 2. Disapprove | 25.7 | 24.9 | 26.8 | 24.8 | 25.4 | 23.3 | 26.3 | 23.7 | 30.0 | 25.0 | 29.6 | 22.4 | 27.0 | 27.2 | 32.4 | 13.6 |
| 3. Strongly disapprove | 57.9 | 54.1 | 61.6 | 58.8 | 61.7 | 60.5 | 54.9 | 61.2 | 54.1 | 60.1 | 50.3 | 69.4 | 58.3 | 50.1 | 35.9 | 7.6 |
| <i>Item 29960 Subject A11a</i> | <i>N</i> 2233 | <i>983</i> | <i>1151</i> | <i>1409</i> | <i>256</i> | <i>429</i> | <i>569</i> | <i>741</i> | <i>494</i> | <i>1670</i> | <i>426</i> | <i>1028</i> | <i>550</i> | <i>205</i> | <i>363</i> | <i>42</i> |
| A19: How difficult do you think it would be for you to get each of the following types of drugs, if you wanted some? | | | | | | | | | | | | | | | | |

| QUESTIONNAIRE FORM 6 2002 | TOTAL | SEX | | RACE | | REGION | | | | COLLEGE PLANS? | | ILLICIT DRUG USE: LIFETIME | | | | | |
|--|----------|-------------|------------|-------------|-------------|------------|------------|------------|------------|-------------------|-------------|----------------------------|------------------------|--------------|---------------|--------------------|-----------|
| | | M | F | White | Black | NE | NC | S | W | Yes | No | None | Mari- juana Only | Few Pills | More Pills | Any Her- oin | |
| <i>N (Weighted No. of Cases):</i> | 2276 | 990 | 1158 | 1417 | 261 | 445 | 574 | 757 | 499 | 1678 | 432 | 1035 | 553 | 205 | 368 | 42 | |
| <i>% of Weighted Total:</i> | 100.0 | 43.5 | 50.9 | 62.3 | 11.5 | 19.6 | 25.2 | 33.3 | 21.9 | 73.7 | 19.0 | 45.5 | 24.3 | 9.0 | 16.2 | 1.9 | |
| A19A: Marijuana (pot, weed) | | | | | | | | | | | | | | | | | |
| 1. Probably impossible | 3.1 | 2.8 | 2.4 | 1.5 | 3.5 | 2.3 | 3.4 | 3.0 | 3.8 | 2.5 | 2.5 | 4.5 | 1.2 | 1.7 | 1.2 | 2.7 | |
| 2. Very difficult | 2.5 | 2.4 | 2.7 | 2.3 | 0.6 | 2.0 | 2.0 | 3.3 | 2.4 | 2.3 | 3.0 | 4.8 | 0.4 | 0.2 | 0.5 | - | |
| 3. Fairly difficult | 4.6 | 5.0 | 4.4 | 4.4 | 3.2 | 4.0 | 4.1 | 4.2 | 6.3 | 4.7 | 5.4 | 7.9 | 1.4 | 2.0 | 1.0 | 3.9 | |
| 4. Fairly easy | 22.0 | 20.6 | 23.7 | 23.1 | 19.9 | 22.1 | 23.1 | 20.5 | 22.7 | 22.5 | 21.6 | 31.9 | 14.9 | 15.5 | 10.7 | 10.0 | |
| 5. Very easy | 67.8 | 69.1 | 66.8 | 68.7 | 72.7 | 69.6 | 67.4 | 69.0 | 64.7 | 68.0 | 67.5 | 51.0 | 82.0 | 80.6 | 86.6 | 83.4 | |
| <i>Item 6750 Subject A03a</i> | <i>N</i> | <i>2231</i> | <i>983</i> | <i>1150</i> | <i>1411</i> | <i>257</i> | <i>429</i> | <i>567</i> | <i>743</i> | <i>492</i> | <i>1668</i> | <i>427</i> | <i>1026</i> | <i>545</i> | <i>205</i> | <i>367</i> | <i>41</i> |
| A19B: LSD | | | | | | | | | | | | | | | | | |
| 1. Probably impossible | 10.5 | 11.2 | 8.6 | 6.3 | 22.3 | 8.5 | 10.5 | 11.6 | 10.6 | 9.2 | 12.2 | 13.1 | 9.2 | 8.8 | 4.4 | 2.2 | |
| 2. Very difficult | 19.0 | 21.1 | 17.5 | 19.8 | 18.6 | 17.2 | 19.9 | 18.9 | 19.5 | 18.6 | 20.6 | 21.8 | 18.4 | 17.5 | 14.9 | 3.4 | |
| 3. Fairly difficult | 33.7 | 35.1 | 33.6 | 35.9 | 27.0 | 29.1 | 34.1 | 33.6 | 37.7 | 35.5 | 31.0 | 33.1 | 33.3 | 35.5 | 36.9 | 30.0 | |
| 4. Fairly easy | 24.8 | 20.1 | 28.7 | 27.6 | 15.5 | 31.5 | 24.8 | 23.4 | 20.8 | 25.8 | 23.9 | 21.9 | 25.8 | 25.4 | 30.7 | 40.6 | |
| 5. Very easy | 12.0 | 12.4 | 11.5 | 10.3 | 16.6 | 13.7 | 10.7 | 12.5 | 11.5 | 11.0 | 12.3 | 10.1 | 13.3 | 12.8 | 13.0 | 23.8 | |
| <i>Item 6760 Subject A03a</i> | <i>N</i> | <i>2198</i> | <i>973</i> | <i>1128</i> | <i>1401</i> | <i>247</i> | <i>426</i> | <i>564</i> | <i>723</i> | <i>484</i> | <i>1645</i> | <i>422</i> | <i>1007</i> | <i>537</i> | <i>204</i> | <i>365</i> | <i>40</i> |
| A19C: PCP (angel dust) | | | | | | | | | | | | | | | | | |
| 1. Probably impossible | 13.6 | 14.2 | 12.0 | 11.3 | 20.0 | 10.8 | 16.3 | 12.9 | 13.7 | 12.4 | 15.8 | 14.1 | 12.9 | 13.6 | 11.8 | 3.8 | |
| 2. Very difficult | 26.8 | 26.9 | 27.0 | 28.7 | 24.5 | 25.2 | 27.2 | 27.9 | 26.1 | 27.4 | 25.9 | 29.8 | 25.0 | 27.2 | 22.5 | 19.6 | |
| 3. Fairly difficult | 33.1 | 34.2 | 32.4 | 36.5 | 21.1 | 32.5 | 33.0 | 31.7 | 35.9 | 34.3 | 32.5 | 30.6 | 35.3 | 38.4 | 35.3 | 28.6 | |
| 4. Fairly easy | 16.5 | 13.7 | 19.7 | 16.3 | 16.4 | 19.1 | 17.9 | 14.9 | 15.2 | 17.2 | 14.1 | 16.2 | 16.8 | 11.7 | 20.1 | 30.0 | |
| 5. Very easy | 10.0 | 10.9 | 8.9 | 7.3 | 18.0 | 12.3 | 5.6 | 12.7 | 9.0 | 8.7 | 11.7 | 9.3 | 10.0 | 9.1 | 10.3 | 18.1 | |
| <i>Item 6771 Subject A03a</i> | <i>N</i> | <i>2204</i> | <i>978</i> | <i>1128</i> | <i>1398</i> | <i>255</i> | <i>424</i> | <i>564</i> | <i>732</i> | <i>484</i> | <i>1647</i> | <i>423</i> | <i>1006</i> | <i>542</i> | <i>203</i> | <i>366</i> | <i>40</i> |
| A19D: MDMA (ecstasy) | | | | | | | | | | | | | | | | | |
| 1. Probably impossible | 7.8 | 7.8 | 7.0 | 5.3 | 14.6 | 6.1 | 9.3 | 8.6 | 6.5 | 7.2 | 7.7 | 11.2 | 4.9 | 7.0 | 2.0 | 1.2 | |
| 2. Very difficult | 12.2 | 12.0 | 12.5 | 12.8 | 6.8 | 9.8 | 12.5 | 11.6 | 14.6 | 11.8 | 14.4 | 17.1 | 10.8 | 3.2 | 5.7 | 9.0 | |
| 3. Fairly difficult | 20.9 | 20.6 | 21.3 | 23.4 | 13.6 | 19.8 | 24.0 | 18.9 | 21.2 | 21.3 | 21.0 | 24.1 | 19.1 | 20.9 | 15.4 | 10.6 | |
| 4. Fairly easy | 31.3 | 31.1 | 32.3 | 34.6 | 28.8 | 34.9 | 31.4 | 31.4 | 27.9 | 32.8 | 27.5 | 27.0 | 32.8 | 36.6 | 41.0 | 29.1 | |
| 5. Very easy | 27.8 | 28.5 | 27.0 | 23.9 | 36.2 | 29.5 | 22.7 | 29.4 | 29.8 | 27.0 | 29.4 | 20.5 | 32.4 | 32.2 | 35.8 | 50.1 | |
| <i>Item 23050 Subject A03a</i> | <i>N</i> | <i>2210</i> | <i>980</i> | <i>1134</i> | <i>1402</i> | <i>257</i> | <i>426</i> | <i>565</i> | <i>733</i> | <i>487</i> | <i>1651</i> | <i>426</i> | <i>1011</i> | <i>545</i> | <i>204</i> | <i>364</i> | <i>40</i> |
| A19E: Crystal meth ("ice") | | | | | | | | | | | | | | | | | |
| 1. Probably impossible | 15.4 | 15.3 | 14.6 | 11.5 | 28.3 | 14.8 | 16.2 | 15.8 | 14.5 | 14.7 | 14.5 | 17.3 | 15.8 | 17.6 | 7.7 | - | |
| 2. Very difficult | 24.0 | 26.1 | 22.7 | 26.8 | 18.7 | 29.1 | 22.1 | 24.8 | 20.4 | 24.9 | 21.9 | 25.8 | 24.4 | 26.4 | 19.7 | 12.2 | |
| 3. Fairly difficult | 28.0 | 27.2 | 28.9 | 29.1 | 24.0 | 30.3 | 30.0 | 24.4 | 29.0 | 29.9 | 24.7 | 28.4 | 28.1 | 31.5 | 26.3 | 19.0 | |
| 4. Fairly easy | 19.4 | 15.8 | 23.0 | 20.5 | 15.1 | 15.3 | 21.7 | 19.4 | 20.2 | 19.4 | 21.2 | 18.2 | 19.8 | 14.8 | 23.6 | 32.9 | |
| 5. Very easy | 13.3 | 15.6 | 10.8 | 12.1 | 13.9 | 10.5 | 10.1 | 15.6 | 15.9 | 11.1 | 17.7 | 10.2 | 11.9 | 9.7 | 22.7 | 35.9 | |
| <i>Item 24410 Subject A03a</i> | <i>N</i> | <i>2190</i> | <i>966</i> | <i>1127</i> | <i>1392</i> | <i>248</i> | <i>425</i> | <i>560</i> | <i>721</i> | <i>484</i> | <i>1640</i> | <i>419</i> | <i>998</i> | <i>536</i> | <i>204</i> | <i>365</i> | <i>40</i> |
| A19F: Steroids | | | | | | | | | | | | | | | | | |
| 1. Probably impossible | 9.3 | 10.3 | 7.9 | 6.0 | 17.8 | 8.5 | 10.1 | 8.8 | 10.0 | 7.9 | 11.9 | 8.9 | 11.4 | 7.8 | 6.9 | 5.0 | |
| 2. Very difficult | 12.1 | 13.4 | 10.8 | 11.8 | 12.7 | 11.3 | 10.8 | 11.5 | 14.9 | 11.4 | 14.4 | 11.6 | 12.3 | 14.6 | 11.9 | 8.2 | |
| 3. Fairly difficult | 24.1 | 25.2 | 23.4 | 25.0 | 18.9 | 23.5 | 22.1 | 26.3 | 23.7 | 25.4 | 21.2 | 25.2 | 22.8 | 19.5 | 24.5 | 34.1 | |
| 4. Fairly easy | 27.2 | 25.1 | 29.8 | 29.7 | 20.3 | 33.0 | 29.7 | 23.5 | 24.9 | 28.7 | 25.0 | 29.1 | 25.3 | 26.5 | 26.9 | 30.0 | |
| 5. Very easy | 27.3 | 26.1 | 28.2 | 27.4 | 30.3 | 23.7 | 27.2 | 30.0 | 26.6 | 26.6 | 27.5 | 25.1 | 28.2 | 31.6 | 29.9 | 22.7 | |
| <i>Item 23060 Subject A03a</i> | <i>N</i> | <i>2209</i> | <i>977</i> | <i>1135</i> | <i>1402</i> | <i>253</i> | <i>425</i> | <i>562</i> | <i>735</i> | <i>487</i> | <i>1650</i> | <i>426</i> | <i>1012</i> | <i>543</i> | <i>204</i> | <i>363</i> | <i>40</i> |
| A19G: Alcohol | | | | | | | | | | | | | | | | | |
| 1. Probably impossible | 1.9 | 1.6 | 1.6 | 0.7 | 3.4 | 1.2 | 2.7 | 1.6 | 2.0 | 1.3 | 2.1 | 2.2 | 1.5 | 0.8 | 1.2 | - | |
| 2. Once or twice | 0.9 | 0.7 | 1.2 | 0.4 | 0.1 | 1.1 | 0.5 | 0.4 | 2.0 | 0.6 | 1.8 | 1.8 | 0.1 | - | - | 4.5 | |
| 3. Fairly difficult | 2.5 | 3.0 | 1.6 | 1.7 | 2.2 | 1.8 | 2.6 | 3.1 | 2.2 | 2.4 | 2.3 | 3.3 | 1.6 | 1.9 | 0.4 | 5.4 | |
| 4. Fairly easy | 10.0 | 11.1 | 9.2 | 9.8 | 11.4 | 9.0 | 9.2 | 9.1 | 13.0 | 10.2 | 10.1 | 12.9 | 9.6 | 4.8 | 5.7 | 4.8 | |
| 5. Very easy | 84.7 | 83.5 | 86.3 | 87.3 | 82.9 | 86.7 | 85.1 | 85.8 | 80.8 | 85.5 | 83.7 | 79.8 | 87.2 | 92.4 | 92.7 | 85.3 | |
| <i>Item 30950 Subject A03a</i> | <i>N</i> | <i>2229</i> | <i>984</i> | <i>1147</i> | <i>1412</i> | <i>257</i> | <i>428</i> | <i>567</i> | <i>743</i> | <i>490</i> | <i>1665</i> | <i>428</i> | <i>1023</i> | <i>546</i> | <i>205</i> | <i>368</i> | <i>41</i> |
| The following questions are about cigarette smoking. | | | | | | | | | | | | | | | | | |
| B01: Have you ever smoked cigarettes? | | | | | | | | | | | | | | | | | |
| 1. Never—GO TO Q.B13 | 44.0 | 44.1 | 44.2 | 39.1 | 58.3 | 45.9 | 37.6 | 43.5 | 50.7 | 48.4 | 28.1 | 70.9 | 24.6 | 24.5 | 13.9 | 5.2 | |
| 2. Once or twice | 21.4 | 22.1 | 20.6 | 19.8 | 25.6 | 21.3 | 18.8 | 19.7 | 27.1 | 20.2 | 25.1 | 19.1 | 27.0 | 25.1 | 17.8 | 12.1 | |
| 3. Occasionally but not regularly | 12.8 | 13.2 | 12.6 | 14.7 | 8.7 | 14.1 | 12.2 | 16.0 | 7.5 | 13.2 | 11.6 | 6.6 | 18.1 | 18.0 | 19.4 | 12.3 | |
| 4. Regularly in the past | 7.6 | 7.3 | 7.7 | 8.3 | 2.1 | 4.6 | 8.4 | 8.7 | 7.5 | 6.9 | 10.8 | 1.2 | 14.4 | 11.8 | 12.8 | 15.5 | |
| 5. Regularly now | 14.2 | 13.2 | 14.9 | 18.1 | 5.3 | 14.2 | 23.0 | 12.1 | 7.2 | 11.2 | 24.5 | 2.2 | 15.9 | 20.6 | 36.2 | 54.9 | |
| <i>Item 760 Subject A01a</i> | <i>N</i> | <i>2234</i> | <i>985</i> | <i>1151</i> | <i>1411</i> | <i>257</i> | <i>431</i> | <i>566</i> | <i>744</i> | <i>493</i> | <i>1673</i> | <i>424</i> | <i>1026</i> | <i>549</i> | <i>204</i> | <i>366</i> | <i>41</i> |

DESCRIPTIVE RESULTS: 2002

233

| QUESTIONNAIRE FORM 6 2002 | TOTAL | SEX | | RACE | | REGION | | | | COLLEGE PLANS? | | ILLICIT DRUG USE: LIFETIME | | | | |
|---|---------------|------|------|-------|-------|--------|------|------|-------|-------------------|------|----------------------------|------------------------|--------------|---------------|--------------------|
| | | M | F | White | Black | NE | NC | S | W | Yes | No | None | Mari- juana Only | Few Pills | More Pills | Any Her- oin |
| <i>N (Weighted No. of Cases):</i> | 2276 | 990 | 1158 | 1417 | 261 | 445 | 574 | 757 | 499 | 1678 | 432 | 1035 | 553 | 205 | 368 | 42 |
| <i>% of Weighted Total:</i> | 100.0 | 43.5 | 50.9 | 62.3 | 11.5 | 19.6 | 25.2 | 33.3 | 21.9 | 73.7 | 19.0 | 45.5 | 24.3 | 9.0 | 16.2 | 1.9 |
| B02: How frequently have you smoked cigarettes during the past 30 days? | | | | | | | | | | | | | | | | |
| 1. Not at all—incl. (1) in Q.B01--GO TO Q.B06 | 72.6 | 73.3 | 71.9 | 67.3 | 85.5 | 73.5 | 64.6 | 71.2 | 83.1 | 76.3 | 59.2 | 92.7 | 66.4 | 56.6 | 41.3 | 15.1 |
| 2. Less than one cigarette per day | 9.9 | 10.1 | 10.3 | 11.4 | 7.1 | 11.1 | 9.2 | 11.9 | 6.7 | 9.9 | 11.3 | 4.9 | 12.9 | 15.5 | 15.6 | 21.0 |
| 3. One to five cigarettes per day | 9.0 | 7.6 | 10.0 | 10.0 | 6.1 | 5.5 | 12.4 | 9.0 | 8.1 | 7.9 | 12.5 | 1.4 | 12.4 | 15.9 | 20.9 | 12.2 |
| 4. About one-half pack per day | 5.2 | 5.1 | 5.2 | 6.8 | 1.3 | 6.0 | 8.4 | 5.3 | 0.6 | 4.2 | 8.4 | 0.8 | 6.6 | 9.4 | 10.8 | 22.3 |
| 5. About one pack per day | 2.5 | 3.1 | 2.0 | 3.4 | - | 3.0 | 4.1 | 2.2 | 0.7 | 1.4 | 6.2 | 0.2 | 1.4 | 2.2 | 7.7 | 27.5 |
| 6. About one and one-half packs per day | 0.6 | 0.9 | 0.4 | 0.9 | - | 1.0 | 0.6 | 0.2 | 0.7 | 0.2 | 2.0 | 0.1 | - | 0.3 | 2.9 | 1.5 |
| 7. Two packs or more per day | 0.2 | 0.1 | 0.2 | 0.2 | - | - | 0.5 | 0.2 | - | 0.1 | 0.4 | - | 0.2 | - | 0.8 | 0.4 |
| <i>Item 780 Subject A01c</i> | <i>N</i> 2228 | 983 | 1147 | 1406 | 256 | 430 | 563 | 743 | 493 | 1669 | 422 | 1025 | 548 | 202 | 363 | 42 |
| B03: During the last 30 days, about how many times (if any) have you bought cigarettes . . . | | | | | | | | | | | | | | | | |
| B03A: . . . by having a friend or relative buy them for you? | | | | | | | | | | | | | | | | |
| 1. None | 62.6 | 69.2 | 57.5 | 64.1 | 63.8 | 69.0 | 61.6 | 61.6 | 58.8 | 62.9 | 60.7 | 59.3 | 65.5 | 57.7 | 65.7 | 46.6 |
| 2. 1 time | 12.5 | 10.6 | 14.4 | 12.4 | 11.7 | 9.7 | 10.3 | 15.9 | 12.8 | 11.8 | 12.6 | 24.1 | 14.4 | 10.1 | 7.0 | 18.0 |
| 3. 2 times | 10.1 | 7.4 | 12.7 | 9.5 | 7.2 | 6.8 | 11.8 | 7.5 | 17.0 | 10.9 | 9.8 | 6.5 | 8.8 | 11.9 | 10.6 | 14.0 |
| 4. 3-5 times | 7.7 | 7.6 | 7.5 | 6.6 | 17.3 | 8.2 | 7.6 | 8.5 | 5.6 | 8.0 | 7.9 | 7.5 | 7.6 | 10.0 | 7.8 | 5.1 |
| 5. 6-9 times | 1.5 | 1.1 | 1.3 | 1.2 | - | - | 0.4 | 2.2 | 4.6 | 1.5 | 1.8 | - | 0.9 | 3.3 | 1.7 | 2.4 |
| 6. 10 or more | 5.5 | 4.0 | 6.5 | 6.2 | - | 6.3 | 8.3 | 4.3 | 1.1 | 4.9 | 7.3 | 2.6 | 2.8 | 7.0 | 7.3 | 13.9 |
| <i>Item 29970 Subject A03b</i> | <i>N†</i> 595 | 256 | 315 | 446 | 37 | 112 | 190 | 209 | 83 | 385 | 171 | 74 | 182 | 87 | 202 | 35 |
| B03B: . . . on your own from vending machines? | | | | | | | | | | | | | | | | |
| 1. None | 93.0 | 90.6 | 96.9 | 93.2 | 100.0 | 92.0 | 94.9 | 91.1 | 94.9 | 94.3 | 91.3 | 90.7 | 92.7 | 98.5 | 92.9 | 94.3 |
| 2. 1 time | 4.0 | 6.4 | 2.4 | 5.3 | - | 4.9 | 3.0 | 4.7 | 3.6 | 3.6 | 6.0 | 4.4 | 5.4 | 1.3 | 4.8 | - |
| 3. 2 times | 1.1 | 1.3 | 0.3 | 0.8 | - | 1.4 | 1.2 | 1.4 | - | 0.9 | 0.4 | 3.0 | 0.5 | 0.2 | 0.1 | 1.4 |
| 4. 3-5 times | 0.7 | 0.4 | 0.4 | 0.5 | - | 0.5 | 0.4 | 0.8 | 1.5 | 0.5 | 0.5 | - | 0.2 | - | 1.3 | 1.2 |
| 5. 6-9 times | 0.4 | 0.3 | - | 0.2 | - | - | - | 1.0 | - | 0.3 | 0.5 | - | 0.7 | - | 0.4 | - |
| 6. 10 or more | 0.7 | 1.0 | - | 0.1 | - | 1.3 | 0.4 | 1.0 | - | 0.3 | 1.4 | 1.9 | 0.5 | - | 0.5 | 3.2 |
| <i>Item 29980 Subject A03b</i> | <i>N†</i> 593 | 256 | 314 | 445 | 37 | 112 | 190 | 208 | 83 | 384 | 171 | 74 | 181 | 87 | 202 | 35 |
| B03C: . . . through the mail? | | | | | | | | | | | | | | | | |
| 1. None | 97.7 | 98.3 | 98.7 | 98.4 | 100.0 | 97.5 | 96.7 | 97.8 | 100.0 | 97.9 | 98.3 | 98.6 | 98.2 | 100.0 | 97.1 | 92.5 |
| 2. 1 time | 1.1 | 1.3 | 0.7 | 0.9 | - | - | 2.3 | 1.1 | - | 1.0 | 1.1 | - | 0.6 | - | 2.0 | 4.4 |
| 3. 2 times | 0.5 | - | 0.6 | 0.4 | - | 2.5 | - | - | - | 0.5 | - | - | - | - | 1.0 | - |
| 4. 3-5 times | 0.4 | 0.4 | - | 0.2 | - | - | 0.6 | 0.6 | - | 0.6 | - | 1.4 | 0.7 | - | - | - |
| 5. 6-9 times | - | - | - | - | - | - | - | - | - | - | - | - | - | - | - | - |
| 6. 10 or more | 0.3 | - | - | - | - | - | 0.5 | 0.5 | - | - | 0.6 | - | 0.5 | - | - | 3.1 |
| <i>Item 29990 Subject A03b</i> | <i>N†</i> 591 | 256 | 311 | 442 | 37 | 110 | 189 | 209 | 83 | 382 | 170 | 74 | 181 | 87 | 200 | 36 |
| B03D: . . . in a store where you pick up the pack (or carton) and bring it to the check-out counter? | | | | | | | | | | | | | | | | |
| 1. None | 65.5 | 57.1 | 73.8 | 66.9 | 63.7 | 77.2 | 64.7 | 63.1 | 58.2 | 71.8 | 55.0 | 76.1 | 67.7 | 69.0 | 64.3 | 45.3 |
| 2. 1 time | 7.8 | 8.3 | 7.6 | 5.6 | 15.1 | 4.3 | 6.2 | 7.2 | 17.7 | 9.1 | 4.5 | 10.0 | 12.4 | 2.7 | 4.3 | 13.2 |
| 3. 2 times | 8.1 | 10.6 | 5.3 | 8.7 | 2.2 | 4.5 | 8.9 | 8.7 | 9.6 | 6.3 | 9.8 | 4.7 | 6.8 | 7.2 | 8.6 | 14.0 |
| 4. 3-5 times | 8.0 | 10.0 | 6.1 | 8.5 | 3.4 | 4.5 | 7.7 | 10.7 | 6.5 | 5.7 | 13.3 | 4.6 | 6.4 | 9.3 | 10.1 | 6.1 |
| 5. 6-9 times | 3.5 | 4.9 | 2.5 | 3.3 | 10.2 | 2.7 | 3.1 | 4.4 | 3.0 | 3.2 | 4.7 | 0.7 | 1.1 | 10.2 | 3.7 | 2.5 |
| 6. 10 or more | 7.1 | 9.0 | 4.7 | 7.1 | 5.4 | 6.9 | 9.4 | 6.0 | 5.1 | 3.9 | 12.8 | 4.0 | 5.5 | 1.6 | 8.9 | 18.8 |
| <i>Item 30000 Subject A03b</i> | <i>N†</i> 592 | 255 | 314 | 444 | 36 | 110 | 191 | 208 | 83 | 384 | 170 | 75 | 180 | 87 | 201 | 35 |
| B03E: . . . in a store where the clerk has to hand you the pack or carton? | | | | | | | | | | | | | | | | |
| 1. None | 32.6 | 26.2 | 37.8 | 30.1 | 46.8 | 33.2 | 28.2 | 32.4 | 42.9 | 38.3 | 23.4 | 53.3 | 34.5 | 45.3 | 22.0 | 12.8 |
| 2. 1 time | 14.3 | 15.6 | 13.1 | 13.3 | 9.2 | 12.0 | 9.7 | 16.8 | 21.5 | 14.7 | 12.8 | 23.0 | 13.8 | 13.8 | 11.9 | 16.4 |
| 3. 2 times | 8.0 | 9.7 | 6.0 | 6.8 | 12.2 | 10.1 | 9.2 | 6.8 | 5.1 | 9.0 | 5.7 | 1.4 | 11.0 | 9.2 | 6.4 | 7.8 |
| 4. 3-5 times | 17.0 | 15.5 | 18.8 | 19.6 | 11.2 | 12.0 | 18.3 | 17.9 | 18.5 | 14.2 | 21.2 | 13.2 | 18.6 | 12.5 | 18.9 | 20.3 |
| 5. 6-9 times | 8.5 | 9.7 | 8.2 | 9.1 | 17.6 | 6.4 | 12.4 | 8.6 | 1.9 | 7.7 | 11.9 | 1.2 | 9.5 | 11.0 | 9.8 | 5.1 |
| 6. 10 or more | 19.6 | 23.3 | 16.2 | 21.2 | 3.0 | 26.3 | 22.2 | 17.5 | 10.2 | 16.2 | 25.0 | 7.8 | 12.6 | 8.2 | 30.9 | 37.7 |
| <i>Item 30010 Subject A03b</i> | <i>N†</i> 601 | 261 | 316 | 453 | 37 | 112 | 195 | 212 | 82 | 388 | 171 | 74 | 181 | 87 | 209 | 36 |

†=excludes respondents for whom question was inappropriate.

| QUESTIONNAIRE FORM 6 2002 | TOTAL | SEX | | RACE | | REGION | | | | COLLEGE PLANS? | | ILLICIT DRUG USE: LIFETIME | | | | | |
|--|-----------|------|------|-------|-------|--------|------|------|-------|-------------------|------|----------------------------|------------------------|--------------|---------------|--------------------|----|
| | | M | F | White | Black | NE | NC | S | W | Yes | No | None | Mari- juana Only | Few Pills | More Pills | Any Her- oin | |
| <i>N (Weighted No. of Cases):</i> | 2276 | 990 | 1158 | 1417 | 261 | 445 | 574 | 757 | 499 | 1678 | 432 | 1035 | 553 | 205 | 368 | 42 | |
| <i>% of Weighted Total:</i> | 100.0 | 43.5 | 50.9 | 62.3 | 11.5 | 19.6 | 25.2 | 33.3 | 21.9 | 73.7 | 19.0 | 45.5 | 24.3 | 9.0 | 16.2 | 1.9 | |
| B03F: . . . bought them in some other way? | | | | | | | | | | | | | | | | | |
| 1. None | 84.2 | 80.5 | 88.3 | 86.9 | 79.3 | 85.7 | 81.2 | 85.5 | 85.9 | 86.1 | 81.4 | 92.0 | 84.3 | 87.4 | 84.6 | 59.5 | |
| 2. 1 time | 4.1 | 4.0 | 3.8 | 2.7 | 5.0 | 3.0 | 3.9 | 3.6 | 7.0 | 4.3 | 3.6 | 0.9 | 4.0 | 4.5 | 3.7 | 12.5 | |
| 3. 2 times | 3.5 | 5.2 | 2.0 | 2.8 | 11.3 | 3.7 | 3.4 | 2.9 | 5.0 | 3.0 | 4.2 | 1.2 | 4.6 | 1.8 | 2.9 | 8.2 | |
| 4. 3-5 times | 2.8 | 3.2 | 2.4 | 2.8 | 4.4 | 1.4 | 3.9 | 3.5 | 0.3 | 2.3 | 4.3 | 3.2 | 3.3 | 2.6 | 2.1 | 2.6 | |
| 5. 6-9 times | 1.0 | 1.1 | 1.0 | 0.5 | - | - | 2.9 | 0.2 | - | 0.9 | 1.4 | 1.9 | - | 2.4 | 0.5 | 3.7 | |
| 6. 10 or more | 4.4 | 6.0 | 2.6 | 4.5 | - | 6.2 | 4.7 | 4.3 | 1.8 | 3.4 | 5.1 | 0.8 | 3.7 | 1.3 | 6.2 | 13.5 | |
| <i>Item 31330 Subject A03b</i> | <i>N†</i> | 592 | 255 | 314 | 445 | 37 | 112 | 190 | 208 | 83 | 383 | 171 | 74 | 181 | 87 | 202 | 35 |
| B04: During the last 30 days, about how many times (if any) did YOU buy cigarettes for your own use . . . | | | | | | | | | | | | | | | | | |
| B04A: . . . at a big supermarket? | | | | | | | | | | | | | | | | | |
| 1. None | 74.2 | 71.9 | 77.2 | 72.8 | 94.6 | 79.2 | 71.7 | 74.1 | 73.6 | 80.7 | 60.8 | 88.6 | 80.2 | 84.8 | 65.4 | 50.1 | |
| 2. 1 time | 12.7 | 13.1 | 12.3 | 13.1 | 2.5 | 8.3 | 15.2 | 11.9 | 15.0 | 10.4 | 16.7 | 6.3 | 10.1 | 10.4 | 16.7 | 17.6 | |
| 3. 2 times | 4.8 | 8.0 | 2.5 | 5.6 | - | 4.7 | 4.9 | 5.8 | 1.9 | 3.6 | 7.7 | 1.9 | 1.8 | 2.8 | 6.9 | 12.7 | |
| 4. 3-5 times | 5.7 | 4.0 | 6.2 | 6.1 | 2.9 | 5.1 | 6.9 | 5.1 | 4.8 | 3.1 | 11.1 | 1.6 | 5.0 | - | 7.4 | 19.7 | |
| 5. 6-9 times | 0.5 | 0.3 | 0.7 | 0.7 | - | 0.6 | 0.4 | 0.8 | - | 0.2 | 1.4 | - | 0.4 | 1.0 | 0.7 | - | |
| 6. 10 or more | 2.1 | 2.7 | 1.0 | 1.7 | - | 2.2 | 0.9 | 2.2 | 4.7 | 1.9 | 2.4 | 1.6 | 2.5 | 1.0 | 2.9 | - | |
| <i>Item 30020 Subject A03b</i> | <i>N†</i> | 595 | 258 | 314 | 448 | 37 | 112 | 192 | 208 | 83 | 386 | 171 | 74 | 181 | 88 | 204 | 35 |
| B04B: . . . at a small grocery store? | | | | | | | | | | | | | | | | | |
| 1. None | 61.5 | 58.1 | 65.6 | 60.0 | 66.6 | 64.3 | 60.1 | 62.2 | 58.7 | 70.2 | 44.6 | 79.9 | 61.7 | 69.9 | 56.5 | 40.8 | |
| 2. 1 time | 12.6 | 9.7 | 15.2 | 13.0 | 8.0 | 11.6 | 11.7 | 12.9 | 15.3 | 11.9 | 14.4 | 6.2 | 15.6 | 14.9 | 7.7 | 22.7 | |
| 3. 2 times | 8.6 | 10.4 | 7.2 | 8.7 | 9.4 | 5.1 | 11.7 | 8.6 | 6.0 | 7.2 | 12.0 | 3.5 | 10.5 | 6.0 | 11.9 | - | |
| 4. 3-5 times | 8.4 | 9.1 | 6.4 | 8.9 | 3.8 | 5.7 | 7.6 | 8.2 | 14.2 | 3.8 | 16.5 | 5.0 | 5.5 | 2.9 | 12.1 | 14.6 | |
| 5. 6-9 times | 3.3 | 4.9 | 2.2 | 3.3 | 12.2 | 5.5 | 2.6 | 4.0 | - | 2.8 | 4.5 | 1.9 | 2.6 | 4.2 | 4.3 | 2.7 | |
| 6. 10 or more | 5.7 | 7.8 | 3.4 | 6.0 | - | 7.8 | 6.2 | 4.1 | 5.8 | 4.1 | 8.1 | 3.5 | 4.1 | 2.0 | 7.4 | 19.2 | |
| <i>Item 30030 Subject A03b</i> | <i>N†</i> | 596 | 258 | 314 | 448 | 37 | 112 | 192 | 210 | 83 | 386 | 171 | 74 | 181 | 88 | 204 | 36 |
| B04C: . . . at a drugstore? | | | | | | | | | | | | | | | | | |
| 1. None | 77.7 | 78.1 | 78.5 | 77.9 | 80.7 | 71.9 | 72.9 | 78.3 | 95.6 | 77.9 | 79.8 | 88.7 | 80.8 | 83.2 | 74.4 | 57.6 | |
| 2. 1 time | 7.9 | 8.9 | 7.7 | 7.3 | 13.9 | 6.3 | 8.2 | 10.6 | 2.6 | 9.4 | 5.6 | 8.8 | 4.7 | 5.4 | 10.0 | 13.2 | |
| 3. 2 times | 6.5 | 5.3 | 7.1 | 7.0 | 2.5 | 9.4 | 7.5 | 6.6 | - | 7.3 | 4.7 | - | 6.4 | 7.3 | 5.9 | 13.8 | |
| 4. 3-5 times | 4.8 | 4.8 | 3.8 | 4.6 | 2.9 | 5.8 | 8.1 | 2.7 | 0.7 | 3.5 | 6.0 | 0.5 | 3.1 | 3.1 | 6.5 | 13.6 | |
| 5. 6-9 times | 1.1 | 0.9 | 1.2 | 1.4 | - | 1.9 | 2.0 | 0.3 | - | 0.4 | 1.3 | - | 2.1 | - | 1.1 | 1.8 | |
| 6. 10 or more | 2.0 | 2.0 | 1.8 | 1.9 | - | 4.6 | 1.2 | 1.6 | 1.1 | 1.6 | 2.7 | 1.9 | 2.8 | 1.1 | 2.1 | - | |
| <i>Item 30040 Subject A03b</i> | <i>N†</i> | 595 | 258 | 314 | 447 | 37 | 112 | 192 | 208 | 83 | 386 | 171 | 74 | 181 | 87 | 204 | 36 |
| B04D: . . . at a convenience store (like a Hop-In or 7-11) or a gas station? | | | | | | | | | | | | | | | | | |
| 1. None | 29.9 | 25.6 | 34.3 | 28.0 | 39.4 | 33.6 | 23.1 | 27.4 | 47.0 | 35.6 | 20.4 | 59.3 | 32.0 | 32.6 | 19.6 | 19.9 | |
| 2. 1 time | 15.4 | 14.7 | 16.1 | 15.1 | 15.0 | 16.4 | 12.1 | 17.6 | 16.4 | 16.0 | 13.1 | 17.2 | 17.9 | 11.3 | 16.1 | 4.1 | |
| 3. 2 times | 12.0 | 12.2 | 12.2 | 12.0 | 6.4 | 4.8 | 14.3 | 13.0 | 13.5 | 11.2 | 13.6 | 1.8 | 14.1 | 19.1 | 10.4 | 18.0 | |
| 4. 3-5 times | 17.6 | 14.9 | 18.4 | 18.2 | 21.9 | 19.1 | 20.9 | 17.8 | 7.5 | 16.1 | 18.7 | 13.8 | 14.1 | 14.6 | 21.1 | 27.4 | |
| 5. 6-9 times | 8.0 | 9.9 | 6.6 | 8.4 | 12.2 | 9.6 | 7.4 | 9.4 | 4.0 | 6.5 | 11.8 | 2.9 | 10.3 | 11.1 | 7.1 | 2.3 | |
| 6. 10 or more | 17.1 | 22.8 | 12.5 | 18.4 | 5.1 | 16.5 | 22.2 | 14.8 | 11.5 | 14.5 | 22.4 | 5.1 | 11.6 | 11.2 | 25.6 | 28.1 | |
| <i>Item 30050 Subject A03b</i> | <i>N†</i> | 604 | 261 | 320 | 455 | 37 | 112 | 195 | 213 | 83 | 391 | 172 | 75 | 182 | 88 | 211 | 36 |
| B04E: . . . from a Web site? | | | | | | | | | | | | | | | | | |
| 1. None | 98.7 | 99.6 | 99.1 | 99.7 | 100.0 | 98.4 | 98.1 | 98.9 | 100.0 | 99.6 | 98.0 | 100.0 | 99.5 | 100.0 | 98.8 | 92.5 | |
| 2. 1 time | 0.7 | 0.4 | 0.7 | 0.2 | - | 0.9 | 1.2 | 0.5 | - | 0.3 | 2.0 | - | - | - | 1.2 | 3.1 | |
| 3. 2 times | 0.3 | - | 0.2 | 0.1 | - | - | 0.3 | 0.5 | - | 0.1 | - | - | - | - | - | 4.4 | |
| 4. 3-5 times | 0.1 | - | - | - | - | 0.8 | - | - | - | - | - | - | - | - | - | - | |
| 5. 6-9 times | - | - | - | - | - | - | - | - | - | - | - | - | - | - | - | - | |
| 6. 10 or more | 0.1 | - | - | - | - | - | 0.4 | - | - | - | - | - | 0.5 | - | - | - | |
| <i>Item 31340 Subject A03b</i> | <i>N†</i> | 592 | 257 | 314 | 447 | 37 | 112 | 192 | 207 | 82 | 385 | 171 | 74 | 181 | 88 | 203 | 36 |

†=excludes respondents for whom question was inappropriate.

DESCRIPTIVE RESULTS: 2002

235

| QUESTIONNAIRE FORM 6 2002 | TOTAL | SEX | | RACE | | REGION | | | | COLLEGE PLANS? | | ILLICIT DRUG USE: LIFETIME | | | | | |
|--|-----------|------|------|-------|-------|--------|------|------|------|-------------------|------|----------------------------|------------------------|--------------|---------------|--------------------|----|
| | | M | F | White | Black | NE | NC | S | W | Yes | No | None | Mari- juana Only | Few Pills | More Pills | Any Her- oin | |
| <i>N (Weighted No. of Cases):</i> | 2276 | 990 | 1158 | 1417 | 261 | 445 | 574 | 757 | 499 | 1678 | 432 | 1035 | 553 | 205 | 368 | 42 | |
| <i>% of Weighted Total:</i> | 100.0 | 43.5 | 50.9 | 62.3 | 11.5 | 19.6 | 25.2 | 33.3 | 21.9 | 73.7 | 19.0 | 45.5 | 24.3 | 9.0 | 16.2 | 1.9 | |
| B05: What brand of cigarettes do you usually smoke? (Brands are in alphabetical order. Mark only one) | | | | | | | | | | | | | | | | | |
| 01. Basic | 0.6 | - | 0.7 | 0.5 | - | - | 1.1 | 0.6 | - | 0.6 | - | - | 1.2 | - | - | 3.1 | |
| 02. Benson & Hedges | 0.1 | - | 0.2 | - | - | - | - | 0.4 | - | 0.2 | - | - | - | - | 0.4 | - | |
| 03. Black & Whites | 0.1 | 0.3 | - | - | - | - | - | - | 0.9 | 0.2 | - | - | 0.4 | - | - | - | |
| 04. Cambridge | - | - | - | - | - | - | - | - | - | - | - | - | - | - | - | - | |
| 05. Camel | 13.3 | 18.0 | 10.4 | 15.6 | 4.5 | 10.6 | 15.6 | 7.7 | 26.0 | 12.3 | 16.9 | 11.1 | 9.0 | 14.9 | 16.5 | 19.8 | |
| 06. Capri | 0.4 | 0.3 | 0.5 | - | - | - | 0.3 | 0.7 | - | 0.4 | 0.4 | - | 1.2 | - | - | - | |
| 07. Carlton | - | - | - | - | - | - | - | - | - | - | - | - | - | - | - | - | |
| 08. Doral | - | - | - | - | - | - | - | - | - | - | - | - | - | - | - | - | |
| 09. GPC | 0.2 | - | 0.3 | - | - | - | - | 0.5 | - | - | 0.6 | - | 0.6 | - | - | - | |
| 10. Kent | - | - | - | - | - | - | - | - | - | - | - | - | - | - | - | - | |
| 11. Kool | 0.2 | 0.4 | - | - | 2.9 | - | 0.5 | - | - | 0.3 | - | - | 0.6 | - | - | - | |
| 12. Marlboro | 59.7 | 49.4 | 68.7 | 65.8 | - | 47.3 | 64.3 | 65.1 | 50.3 | 61.9 | 57.1 | 66.8 | 54.7 | 61.0 | 62.9 | 53.6 | |
| 13. Merit | - | - | - | - | - | - | - | - | - | - | - | - | - | - | - | - | |
| 14. Misty | - | - | - | - | - | - | - | - | - | - | - | - | - | - | - | - | |
| 15. Monarch | 0.2 | - | - | - | - | - | - | 0.6 | - | - | 0.7 | - | - | - | - | 3.1 | |
| 16. More | - | - | - | - | - | - | - | - | - | - | - | - | - | - | - | - | |
| 17. Newport | 12.3 | 15.6 | 8.8 | 6.8 | 65.0 | 18.2 | 7.5 | 15.5 | 7.6 | 9.8 | 16.0 | 3.0 | 18.0 | 15.5 | 9.5 | 3.9 | |
| 18. Pall Mall | - | - | - | - | - | - | - | - | - | - | - | - | - | - | - | - | |
| 19. Parliament | 3.8 | 4.2 | 3.1 | 4.1 | 3.4 | 12.5 | 3.0 | 1.5 | - | 4.0 | 1.1 | 1.7 | 2.5 | 3.4 | 4.8 | 6.4 | |
| 20. Salem | - | - | - | - | - | - | - | - | - | - | - | - | - | - | - | - | |
| 21. Vantage | - | - | - | - | - | - | - | - | - | - | - | - | - | - | - | - | |
| 22. Viginia Slims | 0.6 | 0.4 | 0.8 | 0.5 | - | - | 1.0 | - | 2.1 | 1.0 | - | 1.5 | - | - | 1.3 | - | |
| 23. Winston | 0.8 | 1.9 | - | 0.9 | - | 1.2 | 0.4 | 1.2 | - | 0.7 | 1.2 | 3.5 | 1.1 | - | - | - | |
| 24. Other | 3.2 | 4.0 | 2.5 | 2.1 | 11.1 | 3.2 | 3.4 | 1.4 | 7.7 | 3.1 | 3.7 | 4.7 | 3.1 | - | 3.0 | 10.1 | |
| 25. No usual brand | 4.7 | 5.6 | 3.9 | 3.7 | 13.1 | 7.0 | 2.8 | 4.9 | 5.4 | 5.7 | 2.3 | 7.7 | 7.7 | 5.1 | 1.7 | - | |
| <i>Item 30065 Subject A01i</i> | <i>N†</i> | 559 | 232 | 306 | 424 | 32 | 101 | 186 | 198 | 74 | 363 | 159 | 70 | 171 | 83 | 193 | 35 |
| B06: The last time that you tried to buy cigarettes in a store or gas station, were you asked for proof of age? | | | | | | | | | | | | | | | | | |
| 1. I never tried to buy cigarettes at a store or gas station | 38.9 | 34.6 | 41.9 | 32.7 | 58.2 | 42.7 | 29.9 | 36.0 | 53.6 | 40.5 | 36.2 | 61.9 | 41.2 | 30.8 | 20.1 | 14.3 | |
| 2. No, they didn't ask me and they sold me the cigarettes | 24.5 | 27.9 | 22.3 | 25.4 | 23.8 | 23.2 | 31.8 | 23.7 | 16.1 | 25.8 | 23.1 | 12.9 | 28.0 | 30.9 | 26.7 | 30.4 | |
| 3. No, they didn't ask but they didn't sell me the cigarettes | 0.5 | 0.4 | 0.4 | 0.3 | - | 0.5 | 0.4 | 0.6 | 0.3 | 0.2 | 1.3 | - | 0.6 | - | 0.8 | 2.9 | |
| 4. Yes, I was asked for proof of age—GO TO Q.B06A | 36.1 | 37.1 | 35.4 | 41.5 | 18.0 | 33.6 | 37.8 | 39.7 | 30.0 | 33.4 | 39.3 | 25.1 | 30.2 | 38.3 | 52.4 | 52.4 | |
| <i>Item 30070 Subject A03b</i> | <i>N†</i> | 1221 | 541 | 628 | 845 | 104 | 228 | 347 | 411 | 235 | 839 | 303 | 298 | 410 | 150 | 308 | 38 |
| B06A: If yes, what happened? | | | | | | | | | | | | | | | | | |
| 1. I showed some ID and got the cigarettes | 92.0 | 94.5 | 89.1 | 93.0 | 86.3 | 91.6 | 92.8 | 92.1 | 90.8 | 91.8 | 91.0 | 94.0 | 94.6 | 83.2 | 93.4 | 82.5 | |
| 2. I showed some ID but they refused to sell me the cigarettes | 0.9 | 1.0 | 0.9 | 0.6 | 1.7 | 2.3 | 0.1 | 0.2 | 2.2 | 0.7 | 0.1 | 1.9 | 0.2 | - | 1.2 | 0.8 | |
| 3. I didn't show ID and they sold them to me anyway | 3.7 | 3.4 | 4.3 | 3.1 | 9.6 | 0.6 | 7.1 | 3.4 | 1.2 | 4.7 | 2.5 | 2.1 | 3.4 | 8.4 | 2.7 | 5.5 | |
| 4. I didn't show ID and they didn't sell me any cigarettes | 3.4 | 1.1 | 5.8 | 3.4 | 2.5 | 5.5 | - | 4.2 | 5.8 | 2.7 | 6.3 | 2.0 | 1.8 | 8.4 | 2.7 | 11.2 | |
| <i>Item 30080 Subject A03b</i> | <i>N†</i> | 445 | 201 | 223 | 352 | 19 | 77 | 132 | 164 | 72 | 282 | 120 | 75 | 124 | 58 | 162 | 22 |
| B07: Have you ever gone to a store and bought just one or a few cigarettes (fewer than the usual pack of 20)? | | | | | | | | | | | | | | | | | |
| 1. No, never | 89.6 | 85.1 | 93.9 | 92.7 | 71.6 | 92.8 | 92.9 | 89.0 | 82.6 | 89.4 | 90.5 | 93.3 | 87.6 | 91.8 | 88.5 | 85.1 | |
| 2. Yes, in the past 12 months | 8.9 | 12.3 | 5.4 | 6.5 | 22.0 | 5.7 | 6.3 | 9.3 | 15.0 | 8.6 | 8.8 | 5.0 | 9.8 | 8.0 | 11.0 | 14.9 | |
| 3. Yes, but not in the past 12 months | 1.5 | 2.6 | 0.7 | 0.8 | 6.4 | 1.5 | 0.7 | 1.7 | 2.4 | 2.0 | 0.7 | 1.8 | 2.6 | 0.2 | 0.6 | - | |
| <i>Item 30090 Subject A01i, A03b</i> | <i>N†</i> | 1218 | 541 | 625 | 844 | 102 | 227 | 348 | 409 | 235 | 838 | 302 | 299 | 409 | 149 | 306 | 38 |
| B08: Have you ever tried to stop smoking and found that you could not? | | | | | | | | | | | | | | | | | |
| 1. Yes | 17.4 | 17.6 | 17.3 | 19.2 | 13.0 | 21.6 | 22.3 | 15.0 | 9.9 | 15.1 | 24.3 | 7.7 | 14.2 | 21.1 | 27.1 | 35.9 | |
| 2. No | 82.6 | 82.4 | 82.7 | 80.8 | 87.0 | 78.4 | 77.7 | 85.0 | 90.1 | 84.9 | 75.7 | 92.3 | 85.8 | 78.9 | 72.9 | 64.1 | |
| <i>Item 01690 Subject A01i</i> | <i>N†</i> | 1192 | 525 | 617 | 838 | 92 | 225 | 345 | 396 | 225 | 832 | 285 | 281 | 409 | 143 | 306 | 37 |

†=excludes respondents for whom question was inappropriate.

| QUESTIONNAIRE FORM 6 2002 | TOTAL | SEX | | RACE | | REGION | | | | COLLEGE PLANS? | | ILLCIT DRUG USE: LIFETIME | | | | |
|---|----------------|------|------|-------|-------|--------|------|------|------|-------------------|------|---------------------------|------------------------|--------------|---------------|--------------------|
| | | M | F | White | Black | NE | NC | S | W | Yes | No | None | Mari- juana Only | Few Pills | More Pills | Any Her- oin |
| <i>N (Weighted No. of Cases):</i> | 2276 | 990 | 1158 | 1417 | 261 | 445 | 574 | 757 | 499 | 1678 | 432 | 1035 | 553 | 205 | 368 | 42 |
| <i>% of Weighted Total:</i> | 100.0 | 43.5 | 50.9 | 62.3 | 11.5 | 19.6 | 25.2 | 33.3 | 21.9 | 73.7 | 19.0 | 45.5 | 24.3 | 9.0 | 16.2 | 1.9 |
| B09: How many times, if any, have you tried to stop smoking? | | | | | | | | | | | | | | | | |
| 1. None | 57.4 | 58.5 | 56.0 | 57.0 | 56.9 | 59.7 | 54.1 | 54.4 | 65.7 | 60.9 | 49.0 | 72.2 | 56.2 | 55.1 | 47.3 | 49.1 |
| 2. Once | 19.2 | 19.6 | 18.8 | 18.7 | 18.4 | 17.0 | 20.1 | 21.5 | 16.1 | 18.9 | 19.0 | 18.5 | 23.3 | 14.3 | 18.0 | 8.5 |
| 3. Twice | 9.8 | 8.1 | 11.7 | 10.4 | 10.2 | 9.9 | 10.2 | 8.9 | 10.3 | 8.7 | 13.4 | 4.3 | 10.4 | 13.3 | 11.2 | 21.4 |
| 4. 3 to 5 times | 10.9 | 12.7 | 10.0 | 12.1 | 13.6 | 8.8 | 13.7 | 12.1 | 6.9 | 9.2 | 15.1 | 2.6 | 8.1 | 14.9 | 19.5 | 18.4 |
| 5. 6 to 9 times | 1.9 | 0.6 | 2.7 | 1.4 | - | 3.9 | 1.4 | 1.9 | 0.9 | 1.3 | 2.7 | 1.7 | 1.4 | 2.5 | 2.9 | - |
| 6. 10 or more times | 0.8 | 0.6 | 0.9 | 0.5 | 0.9 | 0.7 | 0.6 | 1.2 | 0.3 | 0.8 | 0.7 | 0.7 | 0.6 | - | 1.2 | 2.7 |
| <i>Item 01691 Subject A01i</i> | <i>N†</i> 1179 | 522 | 608 | 834 | 85 | 222 | 344 | 390 | 223 | 826 | 284 | 274 | 405 | 141 | 306 | 37 |
| B10: Do you want to stop smoking now? | | | | | | | | | | | | | | | | |
| 1. Yes | 19.3 | 19.9 | 19.1 | 21.2 | 18.3 | 15.1 | 27.0 | 18.4 | 13.8 | 16.5 | 28.3 | 8.1 | 16.6 | 22.1 | 31.2 | 29.9 |
| 2. No | 17.1 | 15.7 | 17.3 | 18.9 | 9.7 | 21.8 | 19.4 | 17.8 | 8.0 | 15.2 | 19.5 | 6.1 | 14.6 | 17.3 | 26.6 | 42.7 |
| 8. Don't smoke now | 63.5 | 64.3 | 63.6 | 59.9 | 72.0 | 63.2 | 53.5 | 63.8 | 78.2 | 68.3 | 52.1 | 85.8 | 68.8 | 60.6 | 42.2 | 27.4 |
| <i>Item 01700 Subject A01i</i> | <i>N†</i> 1199 | 532 | 615 | 838 | 90 | 228 | 342 | 397 | 232 | 833 | 294 | 281 | 409 | 148 | 307 | 38 |
| B11: Do you (or did you) worry that quitting smoking would make you gain weight? | | | | | | | | | | | | | | | | |
| 1. No, not at all | 84.0 | 92.8 | 76.2 | 81.9 | 95.3 | 78.8 | 81.0 | 85.1 | 91.8 | 85.6 | 79.9 | 91.6 | 87.2 | 83.3 | 74.8 | 65.8 |
| 2. Yes, a little | 7.9 | 5.0 | 10.8 | 9.0 | 1.3 | 10.3 | 9.1 | 7.6 | 4.1 | 8.1 | 7.7 | 3.8 | 7.6 | 7.9 | 11.7 | 13.3 |
| 3. Yes, some | 3.9 | 0.5 | 6.5 | 4.1 | - | 4.9 | 3.5 | 3.9 | 3.2 | 3.6 | 4.4 | 1.6 | 1.8 | 4.7 | 7.8 | 9.1 |
| 4. Yes, a lot | 4.3 | 1.6 | 6.4 | 4.9 | 3.4 | 6.1 | 6.4 | 3.4 | 0.8 | 2.7 | 8.0 | 3.0 | 3.4 | 4.2 | 5.6 | 11.8 |
| <i>Item 30100 Subject A06c</i> | <i>N†</i> 1183 | 525 | 610 | 831 | 91 | 220 | 342 | 397 | 224 | 822 | 288 | 279 | 404 | 142 | 306 | 37 |
| B12: Some people start to smoke because they think it will help them lose weight. Was losing weight one of the reasons you started to smoke? | | | | | | | | | | | | | | | | |
| 1. No, not at all | 92.7 | 96.2 | 90.2 | 92.4 | 95.8 | 94.7 | 93.1 | 91.0 | 93.3 | 93.3 | 90.0 | 91.5 | 94.5 | 94.3 | 91.5 | 87.3 |
| 2. Yes, a little | 4.8 | 2.8 | 6.3 | 4.8 | 3.9 | 1.9 | 4.6 | 5.7 | 6.2 | 4.5 | 6.7 | 5.5 | 3.5 | 4.8 | 6.0 | 3.4 |
| 3. Yes, some | 1.6 | 0.4 | 2.6 | 1.9 | - | 2.7 | 0.8 | 2.2 | 0.5 | 1.4 | 1.9 | 1.4 | 1.1 | 0.9 | 2.0 | 6.5 |
| 4. Yes, a lot | 0.9 | 0.6 | 0.9 | 1.0 | 0.4 | 0.7 | 1.5 | 1.2 | - | 0.8 | 1.4 | 1.7 | 0.9 | - | 0.5 | 2.9 |
| <i>Item 30110 Subject A06a</i> | <i>N†</i> 1170 | 519 | 603 | 827 | 85 | 215 | 340 | 393 | 221 | 815 | 283 | 274 | 401 | 138 | 303 | 38 |
| B13: If you have never smoked, do you think you will try smoking cigarettes sometime this year? | | | | | | | | | | | | | | | | |
| 1. I have already tried cigarettes | 39.3 | 37.0 | 41.0 | 44.1 | 27.7 | 37.7 | 44.7 | 41.9 | 30.6 | 36.3 | 50.0 | 19.3 | 54.0 | 56.5 | 64.9 | 87.1 |
| 2. I definitely will | 0.9 | 1.0 | 0.6 | 0.7 | 0.6 | 0.4 | 1.1 | 0.4 | 1.8 | 0.4 | 1.9 | 0.2 | 0.6 | 1.9 | 2.3 | 1.6 |
| 3. I probably will | 3.5 | 3.6 | 3.2 | 3.6 | 3.1 | 2.5 | 5.5 | 3.1 | 2.6 | 3.2 | 4.7 | 2.5 | 3.1 | 3.6 | 6.0 | 8.4 |
| 4. I probably will not | 9.3 | 10.1 | 8.5 | 8.7 | 9.0 | 8.5 | 9.4 | 7.4 | 12.7 | 9.4 | 9.1 | 10.8 | 7.9 | 10.8 | 6.3 | 2.0 |
| 5. I definitely will not | 47.1 | 48.3 | 46.8 | 42.8 | 59.5 | 51.0 | 39.3 | 47.3 | 52.3 | 50.7 | 34.3 | 67.3 | 34.4 | 27.2 | 20.5 | 0.9 |
| <i>Item 30120 Subject A04b</i> | <i>N</i> 2078 | 923 | 1068 | 1317 | 234 | 405 | 516 | 696 | 461 | 1570 | 394 | 1008 | 499 | 181 | 322 | 37 |
| B14: Do you think you will be smoking cigarettes five years from now? | | | | | | | | | | | | | | | | |
| 1. I definitely will | 1.4 | 2.3 | 0.3 | 1.0 | 0.7 | 0.9 | 2.1 | 0.9 | 1.7 | 0.8 | 3.1 | 0.5 | 0.8 | 0.6 | 4.0 | 5.1 |
| 2. I probably will | 10.5 | 9.6 | 11.2 | 11.1 | 7.9 | 9.1 | 14.7 | 9.5 | 8.3 | 7.6 | 20.2 | 3.0 | 12.3 | 15.0 | 22.8 | 43.2 |
| 3. I probably will not | 25.0 | 24.0 | 26.1 | 25.5 | 21.5 | 27.0 | 26.2 | 27.9 | 17.6 | 24.6 | 25.9 | 17.3 | 31.2 | 28.3 | 34.8 | 38.5 |
| 4. I definitely will not | 63.2 | 64.2 | 62.4 | 62.3 | 69.8 | 63.0 | 57.0 | 61.7 | 72.4 | 66.9 | 50.7 | 79.3 | 55.7 | 56.0 | 38.5 | 13.3 |
| <i>Item 01710 Subject A04a</i> | <i>N</i> 2212 | 976 | 1147 | 1404 | 252 | 427 | 560 | 736 | 488 | 1661 | 427 | 1031 | 549 | 200 | 361 | 41 |
| B15: How much do you agree or disagree with the following statements? | | | | | | | | | | | | | | | | |
| B15A: I will never get addicted to cigarettes | | | | | | | | | | | | | | | | |
| 1. Disagree | 26.4 | 28.0 | 25.5 | 27.2 | 26.7 | 31.4 | 27.3 | 25.6 | 22.4 | 24.7 | 31.6 | 24.6 | 22.9 | 30.5 | 32.8 | 46.2 |
| 2. Mostly disagree | 8.8 | 9.1 | 9.0 | 9.6 | 7.7 | 6.7 | 10.6 | 9.6 | 7.4 | 8.3 | 10.3 | 6.1 | 10.7 | 12.9 | 11.3 | 9.2 |
| 3. Neither | 8.2 | 7.1 | 9.2 | 8.7 | 7.1 | 5.9 | 10.9 | 9.1 | 5.5 | 7.9 | 10.4 | 4.3 | 11.2 | 12.1 | 11.3 | 22.2 |
| 4. Mostly agree | 8.3 | 7.2 | 9.2 | 9.4 | 3.8 | 9.8 | 8.6 | 9.0 | 5.7 | 8.3 | 8.6 | 6.5 | 10.7 | 8.2 | 10.8 | - |
| 5. Agree | 48.3 | 48.6 | 47.1 | 45.1 | 54.7 | 46.3 | 42.6 | 46.7 | 58.9 | 50.8 | 39.0 | 58.5 | 44.5 | 36.3 | 33.8 | 22.4 |
| <i>Item 30130 Subject A04a</i> | <i>N</i> 2209 | 972 | 1148 | 1399 | 254 | 425 | 562 | 735 | 487 | 1657 | 427 | 1027 | 551 | 200 | 361 | 41 |

†=excludes respondents for whom question was inappropriate.

| QUESTIONNAIRE FORM 6 2002 | TOTAL | SEX | | RACE | | REGION | | | | COLLEGE PLANS? | | ILLCIT DRUG USE: LIFETIME | | | | |
|--|---------------|------|------|-------|-------|--------|------|------|------|-------------------|------|---------------------------|------------------------|--------------|---------------|--------------------|
| | | M | F | White | Black | NE | NC | S | W | Yes | No | None | Mari- juana Only | Few Pills | More Pills | Any Her- oin |
| <i>N (Weighted No. of Cases):</i> | 2276 | 990 | 1158 | 1417 | 261 | 445 | 574 | 757 | 499 | 1678 | 432 | 1035 | 553 | 205 | 368 | 42 |
| <i>% of Weighted Total:</i> | 100.0 | 43.5 | 50.9 | 62.3 | 11.5 | 19.6 | 25.2 | 33.3 | 21.9 | 73.7 | 19.0 | 45.5 | 24.3 | 9.0 | 16.2 | 1.9 |
| B15B: I could smoke a pack a day for a year or more and still be able to quit if I wanted to | | | | | | | | | | | | | | | | |
| 1. Disagree | 56.3 | 54.9 | 57.7 | 55.6 | 58.4 | 58.9 | 53.8 | 53.9 | 60.7 | 56.8 | 54.1 | 59.1 | 51.6 | 56.8 | 56.1 | 45.4 |
| 2. Mostly disagree | 15.4 | 13.9 | 17.0 | 16.2 | 11.1 | 14.9 | 16.4 | 15.4 | 14.5 | 16.3 | 12.4 | 14.0 | 19.1 | 16.7 | 13.6 | 9.4 |
| 3. Neither | 11.1 | 10.8 | 11.2 | 11.9 | 9.8 | 9.9 | 13.1 | 12.3 | 8.1 | 11.1 | 11.2 | 11.4 | 11.6 | 11.2 | 10.4 | 8.1 |
| 4. Mostly agree | 6.4 | 7.2 | 5.6 | 7.2 | 4.7 | 5.1 | 7.9 | 7.6 | 3.9 | 5.7 | 8.3 | 4.9 | 7.6 | 6.1 | 7.5 | 22.7 |
| 5. Agree | 10.8 | 13.3 | 8.5 | 9.2 | 16.0 | 11.1 | 8.9 | 10.8 | 12.8 | 10.0 | 14.1 | 10.6 | 10.0 | 9.2 | 12.4 | 14.4 |
| <i>Item 30140 Subject A04a</i> | <i>N</i> 2200 | 970 | 1142 | 1397 | 249 | 422 | 561 | 733 | 485 | 1653 | 424 | 1024 | 548 | 200 | 359 | 42 |
| B15C: At my age, smoking is not too dangerous because you can always quit later | | | | | | | | | | | | | | | | |
| 1. Disagree | 73.3 | 70.9 | 76.0 | 72.7 | 76.5 | 74.6 | 73.3 | 70.1 | 76.8 | 73.8 | 70.1 | 81.5 | 70.7 | 66.9 | 62.8 | 40.1 |
| 2. Mostly disagree | 13.7 | 13.6 | 14.0 | 14.7 | 10.1 | 13.3 | 13.3 | 15.9 | 11.1 | 14.3 | 12.1 | 10.0 | 15.9 | 19.3 | 16.8 | 22.8 |
| 3. Neither | 6.0 | 7.0 | 5.1 | 6.3 | 5.4 | 7.0 | 7.1 | 6.5 | 3.0 | 5.6 | 8.5 | 4.1 | 7.6 | 7.2 | 7.4 | 16.8 |
| 4. Mostly agree | 2.7 | 3.2 | 2.1 | 3.1 | 2.1 | 3.2 | 2.6 | 3.5 | 1.3 | 2.6 | 3.4 | 1.4 | 2.9 | 3.0 | 5.3 | 9.7 |
| 5. Agree | 4.3 | 5.2 | 2.8 | 3.3 | 5.8 | 1.9 | 3.6 | 4.0 | 7.8 | 3.6 | 5.8 | 3.0 | 2.9 | 3.5 | 7.6 | 10.5 |
| <i>Item 30150 Subject A04a</i> | <i>N</i> 2202 | 972 | 1143 | 1396 | 252 | 423 | 560 | 735 | 484 | 1655 | 424 | 1026 | 549 | 200 | 359 | 41 |
| B16: Some tobacco companies make clothing, hats, bags, or other things with their brand on it. Do you have a piece of clothing, or other thing that has a tobacco brand name or logo on it? | | | | | | | | | | | | | | | | |
| 1. No | 85.7 | 82.3 | 88.7 | 83.9 | 95.5 | 86.0 | 83.1 | 84.9 | 89.7 | 87.6 | 78.7 | 90.9 | 83.1 | 83.8 | 79.8 | 43.2 |
| 2. Yes—GO TO Q.B16A | 14.3 | 17.7 | 11.3 | 16.1 | 4.5 | 14.0 | 16.9 | 15.1 | 10.3 | 12.4 | 21.3 | 9.1 | 16.9 | 16.2 | 20.2 | 56.8 |
| <i>Item 30160 Subject A18b</i> | <i>N</i> 2198 | 973 | 1141 | 1402 | 247 | 420 | 560 | 733 | 485 | 1659 | 422 | 1027 | 548 | 199 | 359 | 38 |
| B16A: What brand name is on it (or on them)? (Mark all that apply.) | | | | | | | | | | | | | | | | |
| A. Camel | 24.6 | 29.8 | 19.7 | 24.0 | 13.2 | 13.6 | 29.0 | 22.7 | 33.4 | 23.3 | 32.8 | 22.8 | 21.6 | 33.6 | 29.1 | 18.0 |
| B. Kool | 8.9 | 7.8 | 10.0 | 8.4 | 9.9 | 5.5 | 6.4 | 11.3 | 12.3 | 9.8 | 8.0 | 13.2 | 8.8 | 4.5 | 6.6 | 6.9 |
| C. Marlboro | 73.2 | 68.8 | 79.7 | 75.6 | 15.2 | 71.5 | 65.9 | 81.1 | 71.3 | 71.0 | 82.5 | 70.6 | 77.4 | 66.1 | 70.7 | 85.6 |
| D. Newport | 10.4 | 9.8 | 10.3 | 5.5 | 61.8 | 14.6 | 10.7 | 10.9 | 3.9 | 11.3 | 8.6 | 16.3 | 9.4 | 13.0 | 5.9 | 3.1 |
| E. Virginia Slims | 2.3 | 0.5 | 3.4 | 1.3 | 8.6 | 2.0 | 2.2 | 2.9 | 1.2 | 2.1 | 3.1 | 0.7 | 2.4 | 2.0 | 2.1 | 8.9 |
| F. Other | 18.6 | 26.6 | 6.3 | 18.9 | 9.1 | 8.0 | 20.0 | 22.1 | 21.0 | 17.3 | 16.8 | 18.7 | 6.1 | 23.0 | 30.3 | 23.1 |
| <i>Item 30170-30220 Subject A18b</i> | <i>N†</i> 317 | 174 | 129 | 225 | 12 | 60 | 96 | 111 | 50 | 205 | 91 | 92 | 93 | 34 | 72 | 24 |
| B17: Have you ever saved coupons from cigarettes (whether or not you bought them yourself)? | | | | | | | | | | | | | | | | |
| 1. No | 90.9 | 89.9 | 92.0 | 89.4 | 96.3 | 91.8 | 87.3 | 91.9 | 93.0 | 93.1 | 82.6 | 96.7 | 88.9 | 89.2 | 82.0 | 57.4 |
| 2. Yes—GO TO Q.B17A | 9.1 | 10.1 | 8.0 | 10.6 | 3.7 | 8.2 | 12.7 | 8.1 | 7.0 | 6.9 | 17.4 | 3.3 | 11.1 | 10.8 | 18.0 | 42.6 |
| <i>Item 30230 Subject A18c</i> | <i>N</i> 2200 | 973 | 1144 | 1403 | 248 | 416 | 562 | 735 | 487 | 1658 | 425 | 1025 | 547 | 200 | 361 | 40 |
| B17A: Are you currently saving coupons from cigarettes? | | | | | | | | | | | | | | | | |
| 1. No | 65.0 | 63.8 | 66.2 | 63.8 | 63.7 | 63.6 | 50.7 | 74.1 | 80.5 | 74.8 | 53.8 | 70.4 | 75.6 | 70.6 | 56.9 | 43.9 |
| 2. Yes | 35.0 | 36.2 | 33.8 | 36.2 | 36.3 | 36.4 | 49.3 | 25.9 | 19.5 | 25.2 | 46.2 | 29.6 | 24.4 | 29.4 | 43.1 | 56.1 |
| <i>Item 30240 Subject A18c</i> | <i>N†</i> 200 | 99 | 92 | 147 | 12 | 36 | 71 | 60 | 33 | 114 | 74 | 36 | 61 | 21 | 64 | 18 |
| B18: Has anyone from a tobacco company ever given you, or mailed you, a free sample of their cigarettes? | | | | | | | | | | | | | | | | |
| 1. No, never | 97.6 | 97.5 | 97.9 | 97.1 | 97.3 | 98.2 | 97.3 | 96.6 | 98.9 | 98.3 | 95.4 | 98.7 | 97.0 | 100.0 | 94.9 | 87.3 |
| 2. Yes, in the past 12 months | 1.7 | 2.0 | 1.4 | 2.3 | 1.2 | 1.3 | 2.0 | 2.6 | 0.6 | 1.0 | 4.2 | 1.0 | 2.0 | - | 3.9 | 9.3 |
| 3. Yes, but not in the past 12 months | 0.7 | 0.5 | 0.7 | 0.6 | 1.5 | 0.5 | 0.7 | 0.9 | 0.6 | 0.7 | 0.4 | 0.4 | 1.0 | - | 1.2 | 3.4 |
| <i>Item 30250 Subject A18d</i> | <i>N</i> 2204 | 974 | 1144 | 1407 | 250 | 423 | 563 | 734 | 484 | 1657 | 426 | 1026 | 548 | 200 | 362 | 41 |

†=excludes respondents for whom question was inappropriate.

| QUESTIONNAIRE FORM 6 2002 | TOTAL | SEX | | RACE | | REGION | | | | COLLEGE PLANS? | | ILLICIT DRUG USE: LIFETIME | | | | |
|--|---------------|------|------|-------|-------|--------|------|------|------|-------------------|------|----------------------------|------------------------|--------------|---------------|--------------------|
| | | M | F | White | Black | NE | NC | S | W | Yes | No | None | Mari- juana Only | Few Pills | More Pills | Any Her- oin |
| <i>N (Weighted No. of Cases):</i> | 2276 | 990 | 1158 | 1417 | 261 | 445 | 574 | 757 | 499 | 1678 | 432 | 1035 | 553 | 205 | 368 | 42 |
| <i>% of Weighted Total:</i> | 100.0 | 43.5 | 50.9 | 62.3 | 11.5 | 19.6 | 25.2 | 33.3 | 21.9 | 73.7 | 19.0 | 45.5 | 24.3 | 9.0 | 16.2 | 1.9 |
| B19: Have you ever taken or used smokeless tobacco (snuff, plug, dipping tobacco, chewing tobacco)? | | | | | | | | | | | | | | | | |
| 1. Never—GO TO Q.B21 | 81.7 | 69.8 | 92.0 | 75.8 | 98.1 | 85.7 | 77.4 | 79.1 | 87.2 | 84.7 | 71.4 | 92.8 | 77.8 | 77.3 | 62.0 | 54.2 |
| 2. Once or twice | 10.9 | 15.6 | 6.9 | 14.1 | 1.0 | 7.5 | 13.1 | 14.0 | 6.8 | 9.9 | 15.9 | 4.9 | 13.2 | 15.3 | 21.2 | 25.1 |
| 3. Occasionally but not regularly | 3.5 | 6.8 | 0.9 | 4.9 | 0.9 | 3.1 | 4.9 | 3.3 | 2.7 | 3.3 | 3.5 | 1.2 | 4.9 | 3.5 | 6.8 | 13.9 |
| 4. Regularly in the past | 1.6 | 3.1 | 0.2 | 2.1 | - | 1.3 | 2.2 | 1.1 | 2.0 | 0.7 | 5.4 | 0.3 | 1.1 | 0.4 | 6.2 | 4.1 |
| 5. Regularly now | 2.2 | 4.8 | - | 3.2 | - | 2.4 | 2.3 | 2.5 | 1.3 | 1.3 | 3.8 | 0.8 | 3.1 | 3.5 | 3.7 | 2.7 |
| <i>Item 22230 Subject A01a</i> | <i>N</i> 2206 | 975 | 1146 | 1404 | 249 | 422 | 561 | 737 | 486 | 1658 | 428 | 1030 | 548 | 202 | 359 | 42 |
| B20: How frequently have you taken smokeless tobacco during the past 30 days? | | | | | | | | | | | | | | | | |
| 1. Not at all—incl. (1) in Q.B19 | 93.5 | 87.8 | 98.8 | 91.3 | 99.0 | 94.7 | 92.2 | 92.1 | 96.1 | 95.2 | 89.2 | 97.9 | 91.6 | 91.2 | 87.8 | 79.7 |
| 2. Once or twice | 2.8 | 4.7 | 1.0 | 3.7 | 0.6 | 1.4 | 3.3 | 3.7 | 2.2 | 2.7 | 4.1 | 0.9 | 3.0 | 5.1 | 6.1 | 9.4 |
| 3. Once or twice per week | 0.7 | 1.3 | 0.1 | 0.8 | 0.4 | 0.4 | 1.4 | 0.7 | 0.1 | 0.4 | 1.3 | 0.3 | 1.6 | - | 0.3 | 4.1 |
| 4. Three to five times per week | 1.0 | 2.0 | 0.1 | 1.2 | - | 1.8 | 0.8 | 1.1 | 0.2 | 0.3 | 2.9 | 0.4 | 0.9 | 1.4 | 1.7 | 4.1 |
| 5. About once a day | 0.5 | 0.9 | - | 0.6 | - | 0.5 | 0.9 | 0.3 | 0.3 | 0.4 | 0.6 | 0.4 | 0.8 | - | 0.2 | - |
| 6. More than once a day | 1.5 | 3.4 | - | 2.3 | - | 1.1 | 1.4 | 2.1 | 1.0 | 1.0 | 1.8 | 0.2 | 2.0 | 2.4 | 3.9 | 2.7 |
| <i>Item 22240 Subject A01c</i> | <i>N</i> 2210 | 978 | 1147 | 1409 | 249 | 425 | 563 | 737 | 486 | 1661 | 429 | 1030 | 548 | 202 | 363 | 42 |
| D01: The next questions are about anti-smoking commercials or "spots" that are intended to discourage cigarette smoking. In recent months, about how often have you seen such anti-smoking commercials on TV, or heard them on the radio? | | | | | | | | | | | | | | | | |
| 1. Not at all | 7.4 | 8.8 | 6.0 | 6.1 | 10.3 | 5.5 | 7.8 | 7.7 | 8.4 | 6.3 | 11.5 | 7.7 | 7.2 | 4.3 | 7.1 | 5.1 |
| 2. Less than once a month | 5.5 | 4.2 | 6.4 | 5.3 | 5.5 | 7.1 | 3.9 | 6.3 | 4.9 | 5.3 | 5.8 | 6.8 | 4.9 | 1.6 | 5.0 | 4.1 |
| 3. 1-3 times per month | 15.5 | 14.6 | 16.2 | 16.6 | 13.1 | 17.8 | 15.0 | 15.7 | 14.0 | 16.6 | 11.9 | 14.9 | 16.2 | 15.8 | 15.4 | 22.2 |
| 4. 1-3 times per week | 28.4 | 26.9 | 30.0 | 31.7 | 20.1 | 31.5 | 27.5 | 28.1 | 27.5 | 28.2 | 28.8 | 30.6 | 27.6 | 31.3 | 24.2 | 14.9 |
| 5. Daily or almost daily | 31.6 | 33.1 | 30.7 | 30.3 | 33.8 | 27.7 | 31.7 | 32.4 | 33.8 | 32.1 | 30.0 | 29.5 | 33.6 | 32.2 | 36.7 | 25.3 |
| 6. More than once a day | 11.4 | 12.4 | 10.7 | 10.0 | 17.2 | 10.5 | 14.2 | 9.8 | 11.5 | 11.5 | 12.0 | 10.6 | 10.5 | 14.7 | 11.6 | 28.3 |
| <i>Item 30260 Subject A10b, A18a</i> | <i>N</i> 2095 | 926 | 1114 | 1373 | 233 | 388 | 549 | 710 | 448 | 1634 | 418 | 984 | 517 | 195 | 343 | 36 |
| D02: In recent months, about how often have you seen anti-smoking ads on billboards or in magazines and newspapers? | | | | | | | | | | | | | | | | |
| 1. Not at all | 11.9 | 13.3 | 10.1 | 10.2 | 17.5 | 9.9 | 13.7 | 12.2 | 10.8 | 10.0 | 18.7 | 12.8 | 12.6 | 7.2 | 9.6 | 6.5 |
| 2. Less than once a month | 16.9 | 16.8 | 16.7 | 18.8 | 9.5 | 16.2 | 16.0 | 17.2 | 18.0 | 17.6 | 12.8 | 18.4 | 16.2 | 17.0 | 13.4 | 20.3 |
| 3. 1-3 times per month | 29.3 | 28.4 | 30.6 | 31.1 | 25.4 | 29.9 | 25.8 | 31.6 | 29.5 | 31.5 | 22.4 | 29.1 | 28.6 | 30.1 | 31.4 | 26.1 |
| 4. 1-3 times per week | 23.5 | 24.5 | 22.9 | 23.0 | 21.1 | 25.4 | 24.1 | 22.4 | 23.0 | 23.7 | 23.5 | 21.9 | 23.9 | 25.6 | 26.2 | 35.0 |
| 5. Daily or almost daily | 14.5 | 12.0 | 16.7 | 13.7 | 21.7 | 14.8 | 16.9 | 12.1 | 15.2 | 13.6 | 17.4 | 13.8 | 15.7 | 15.7 | 15.0 | 6.6 |
| 6. More than once a day | 3.9 | 5.1 | 3.0 | 3.3 | 4.9 | 3.9 | 3.4 | 4.4 | 3.6 | 3.6 | 5.2 | 4.1 | 3.0 | 4.4 | 4.3 | 5.6 |
| <i>Item 30270 Subject A10b, A18a</i> | <i>N</i> 2090 | 926 | 1109 | 1368 | 230 | 387 | 544 | 709 | 449 | 1627 | 419 | 982 | 517 | 194 | 339 | 36 |
| D03: To what extent do you think such ads on TV, radio, billboards or in magazines and newspapers have . . . | | | | | | | | | | | | | | | | |
| D03A: . . . made you less favorable toward smoking cigarettes? | | | | | | | | | | | | | | | | |
| 1. Not at all | 32.8 | 37.7 | 28.2 | 33.3 | 33.1 | 32.5 | 38.2 | 30.3 | 30.3 | 30.1 | 43.5 | 28.9 | 33.0 | 41.4 | 35.1 | 50.9 |
| 2. To a little extent | 20.8 | 20.5 | 21.3 | 24.1 | 9.9 | 19.9 | 21.2 | 21.4 | 19.9 | 21.3 | 19.3 | 18.7 | 20.7 | 24.4 | 26.4 | 10.4 |
| 3. To some extent | 24.4 | 22.7 | 26.1 | 24.5 | 18.6 | 26.3 | 26.0 | 23.4 | 22.5 | 25.4 | 20.3 | 23.8 | 26.7 | 23.9 | 23.3 | 30.6 |
| 4. To a great extent | 10.4 | 8.1 | 12.0 | 9.4 | 13.9 | 11.6 | 7.1 | 10.8 | 12.8 | 11.5 | 6.0 | 12.9 | 8.8 | 6.0 | 8.3 | 5.1 |
| 5. To a very great extent | 11.6 | 11.0 | 12.4 | 8.7 | 24.6 | 9.7 | 7.6 | 14.0 | 14.6 | 11.7 | 10.9 | 15.6 | 10.7 | 4.4 | 7.0 | 3.0 |
| <i>Item 30280 Subject A10b, A11a, A18a</i> | <i>N</i> 2074 | 917 | 1106 | 1363 | 230 | 384 | 545 | 705 | 440 | 1617 | 414 | 977 | 514 | 194 | 332 | 36 |
| D03B: . . . made you less likely to smoke cigarettes? | | | | | | | | | | | | | | | | |
| 1. Not at all | 37.2 | 40.1 | 34.3 | 39.9 | 32.2 | 37.4 | 44.4 | 35.3 | 31.0 | 35.3 | 44.4 | 30.3 | 38.6 | 50.5 | 43.6 | 56.4 |
| 2. To a little extent | 18.8 | 19.2 | 18.5 | 21.3 | 10.4 | 16.8 | 20.9 | 18.2 | 18.9 | 18.8 | 18.5 | 17.3 | 17.9 | 16.9 | 25.7 | 22.8 |
| 3. To some extent | 20.0 | 19.4 | 20.9 | 19.4 | 16.7 | 20.4 | 18.0 | 20.6 | 21.2 | 21.1 | 16.0 | 21.3 | 21.0 | 19.9 | 16.0 | 17.2 |
| 4. To a great extent | 10.3 | 8.8 | 11.2 | 9.6 | 9.6 | 11.6 | 7.1 | 10.3 | 12.9 | 10.9 | 7.7 | 12.3 | 10.1 | 5.8 | 7.9 | - |
| 5. To a very great extent | 13.8 | 12.5 | 15.2 | 9.8 | 31.2 | 13.8 | 9.7 | 15.5 | 16.1 | 13.9 | 13.3 | 18.8 | 12.4 | 6.9 | 6.8 | 3.6 |
| <i>Item 30290 Subject A04a, A10b, A18a</i> | <i>N</i> 2068 | 916 | 1101 | 1361 | 227 | 380 | 543 | 702 | 442 | 1613 | 415 | 972 | 513 | 195 | 333 | 36 |

| QUESTIONNAIRE FORM 6 2002 | TOTAL | SEX | | RACE | | REGION | | | | COLLEGE PLANS? | | ILLICIT DRUG USE: LIFETIME | | | | |
|--|---------------|------|------|-------|-------|--------|------|------|------|-------------------|------|----------------------------|------------------------|--------------|---------------|--------------------|
| | | M | F | White | Black | NE | NC | S | W | Yes | No | None | Mari- juana Only | Few Pills | More Pills | Any Her- oin |
| <i>N (Weighted No. of Cases):</i> | 2276 | 990 | 1158 | 1417 | 261 | 445 | 574 | 757 | 499 | 1678 | 432 | 1035 | 553 | 205 | 368 | 42 |
| <i>% of Weighted Total:</i> | 100.0 | 43.5 | 50.9 | 62.3 | 11.5 | 19.6 | 25.2 | 33.3 | 21.9 | 73.7 | 19.0 | 45.5 | 24.3 | 9.0 | 16.2 | 1.9 |
| D03C: . . . overstated the dangers or risks of cigarette smoking? | | | | | | | | | | | | | | | | |
| 1. Not at all | 42.7 | 40.8 | 44.4 | 46.6 | 32.6 | 40.7 | 45.9 | 42.9 | 40.2 | 42.2 | 46.3 | 43.7 | 40.3 | 46.0 | 41.0 | 36.5 |
| 2. To a little extent | 17.2 | 18.2 | 16.1 | 18.8 | 13.4 | 19.6 | 16.9 | 15.8 | 17.9 | 17.2 | 17.8 | 17.1 | 18.1 | 16.7 | 16.2 | 23.2 |
| 3. To some extent | 18.8 | 18.6 | 19.4 | 19.7 | 13.8 | 18.6 | 20.9 | 17.0 | 19.4 | 19.4 | 15.3 | 17.4 | 19.5 | 20.0 | 21.8 | 19.9 |
| 4. To a great extent | 9.5 | 9.1 | 9.8 | 7.6 | 13.3 | 12.9 | 7.3 | 9.5 | 9.4 | 9.2 | 10.6 | 9.2 | 8.1 | 9.4 | 12.0 | 13.3 |
| 5. To a very great extent | 11.8 | 13.3 | 10.4 | 7.3 | 26.9 | 8.3 | 8.9 | 14.9 | 13.2 | 12.0 | 10.0 | 12.5 | 14.0 | 7.9 | 9.1 | 7.1 |
| <i>Item 30300 Subject A10b, A18a</i> | <i>N</i> 2063 | 913 | 1099 | 1360 | 227 | 377 | 543 | 703 | 440 | 1612 | 412 | 969 | 513 | 195 | 331 | 36 |
| D04: These days, how many people in the following groups would you guess are regular cigarette smokers? | | | | | | | | | | | | | | | | |
| D04A: Professional athletes | | | | | | | | | | | | | | | | |
| 1. 0% to 10% | 41.7 | 43.7 | 40.2 | 43.2 | 33.5 | 42.2 | 43.2 | 36.6 | 47.4 | 41.7 | 40.9 | 36.9 | 47.0 | 38.0 | 50.7 | 29.7 |
| 2. 11% to 30% | 23.7 | 25.7 | 22.5 | 25.0 | 21.9 | 23.2 | 25.4 | 23.8 | 21.9 | 24.5 | 21.2 | 23.8 | 23.4 | 27.8 | 21.6 | 31.0 |
| 3. 31% to 50% | 11.9 | 9.7 | 13.8 | 12.5 | 12.8 | 12.2 | 12.4 | 11.8 | 11.1 | 11.7 | 13.4 | 11.1 | 13.3 | 11.7 | 12.2 | 4.0 |
| 4. 51% to 70% | 5.8 | 6.8 | 5.0 | 5.9 | 6.0 | 5.2 | 6.9 | 6.9 | 3.4 | 6.1 | 4.6 | 6.9 | 3.6 | 6.5 | 4.8 | 18.5 |
| 5. 71% to 90% | 3.7 | 3.1 | 3.9 | 3.1 | 5.9 | 3.8 | 3.7 | 4.4 | 2.4 | 3.6 | 3.9 | 4.6 | 3.2 | 2.3 | 2.8 | 0.5 |
| 6. 91% to 100% | 1.3 | 1.2 | 1.2 | 0.8 | 3.2 | 1.5 | 1.2 | 2.0 | 0.4 | 1.2 | 2.2 | 2.1 | - | 1.1 | 0.7 | 6.7 |
| 8. Have no idea | 11.8 | 9.9 | 13.3 | 9.6 | 16.7 | 11.9 | 7.2 | 14.5 | 13.4 | 11.3 | 13.7 | 14.6 | 9.4 | 12.5 | 7.2 | 9.7 |
| <i>Item 30310 Subject A17a</i> | <i>N</i> 2048 | 910 | 1089 | 1346 | 225 | 377 | 544 | 689 | 438 | 1596 | 405 | 957 | 506 | 194 | 336 | 36 |
| D04B: Rock music performers | | | | | | | | | | | | | | | | |
| 1. 0% to 10% | 1.9 | 2.6 | 1.3 | 1.6 | 3.7 | 2.0 | 2.1 | 1.7 | 1.8 | 1.0 | 4.3 | 1.7 | 2.6 | 0.6 | 0.9 | 1.3 |
| 2. 11% to 30% | 6.0 | 4.8 | 7.1 | 5.2 | 6.8 | 3.9 | 7.6 | 5.2 | 7.3 | 6.2 | 6.3 | 4.8 | 6.8 | 6.0 | 8.5 | 8.2 |
| 3. 31% to 50% | 12.6 | 11.6 | 13.6 | 13.1 | 12.9 | 10.7 | 11.6 | 14.0 | 13.4 | 12.6 | 12.3 | 12.3 | 11.4 | 16.4 | 14.1 | 2.9 |
| 4. 51% to 70% | 22.2 | 22.5 | 21.9 | 24.7 | 15.7 | 25.7 | 23.6 | 19.2 | 22.1 | 21.1 | 24.6 | 22.6 | 25.1 | 15.5 | 22.4 | 14.9 |
| 5. 71% to 90% | 29.6 | 31.1 | 28.8 | 31.6 | 23.7 | 31.6 | 29.7 | 30.9 | 25.7 | 30.6 | 27.1 | 28.7 | 29.5 | 34.9 | 27.5 | 37.9 |
| 6. 91% to 100% | 20.2 | 19.1 | 20.7 | 17.9 | 23.7 | 20.3 | 20.2 | 19.7 | 21.1 | 21.4 | 16.0 | 20.8 | 19.4 | 17.4 | 21.2 | 32.0 |
| 8. Have no idea | 7.4 | 8.3 | 6.6 | 5.9 | 13.5 | 5.8 | 5.3 | 9.3 | 8.6 | 7.0 | 9.4 | 9.1 | 5.2 | 9.2 | 5.4 | 2.8 |
| <i>Item 30320 Subject A17a</i> | <i>N</i> 2047 | 910 | 1089 | 1350 | 225 | 377 | 543 | 689 | 438 | 1596 | 404 | 956 | 504 | 195 | 336 | 36 |
| D04C: Actors and actresses | | | | | | | | | | | | | | | | |
| 1. 0% to 10% | 2.6 | 3.6 | 1.5 | 2.0 | 4.5 | 1.4 | 2.4 | 2.7 | 3.6 | 2.1 | 3.8 | 2.0 | 4.4 | 0.4 | 1.8 | 1.3 |
| 2. 11% to 30% | 9.2 | 9.8 | 8.6 | 8.8 | 7.6 | 9.4 | 8.8 | 8.0 | 11.2 | 9.0 | 10.4 | 8.7 | 11.9 | 7.7 | 8.1 | 5.7 |
| 3. 31% to 50% | 21.4 | 24.2 | 19.3 | 23.1 | 15.7 | 19.6 | 22.8 | 21.8 | 20.6 | 20.9 | 23.5 | 19.8 | 23.0 | 23.2 | 25.0 | 1.0 |
| 4. 51% to 70% | 28.1 | 27.9 | 28.4 | 30.5 | 20.9 | 29.0 | 31.5 | 24.7 | 28.4 | 27.9 | 28.4 | 25.5 | 27.0 | 34.1 | 32.9 | 38.7 |
| 5. 71% to 90% | 20.2 | 16.8 | 22.9 | 20.8 | 19.4 | 22.5 | 20.1 | 20.4 | 18.0 | 21.9 | 13.5 | 23.0 | 19.1 | 15.2 | 17.3 | 21.3 |
| 6. 91% to 100% | 8.8 | 7.5 | 10.0 | 6.7 | 13.8 | 9.3 | 7.5 | 10.1 | 7.9 | 9.1 | 7.9 | 9.5 | 8.2 | 5.4 | 8.2 | 18.5 |
| 8. Have no idea | 9.8 | 10.2 | 9.3 | 8.1 | 18.0 | 8.8 | 6.8 | 12.3 | 10.4 | 9.0 | 12.5 | 11.4 | 6.5 | 14.1 | 6.8 | 13.5 |
| <i>Item 30330 Subject A17a</i> | <i>N</i> 2042 | 906 | 1089 | 1349 | 225 | 373 | 543 | 689 | 438 | 1594 | 402 | 953 | 504 | 195 | 336 | 36 |
| D04D: Students in your school | | | | | | | | | | | | | | | | |
| 1. 0% to 10% | 3.3 | 4.3 | 2.5 | 2.9 | 3.5 | 2.5 | 3.0 | 2.9 | 4.9 | 3.2 | 3.1 | 3.5 | 3.5 | 2.2 | 2.3 | 1.3 |
| 2. 11% to 30% | 14.6 | 16.8 | 12.9 | 14.8 | 15.4 | 11.8 | 13.1 | 15.5 | 17.2 | 15.4 | 11.2 | 17.8 | 14.1 | 16.4 | 6.5 | 0.9 |
| 3. 31% to 50% | 23.2 | 24.0 | 22.9 | 23.8 | 19.3 | 24.6 | 22.7 | 20.4 | 27.0 | 25.0 | 16.4 | 23.7 | 22.7 | 25.9 | 22.3 | 22.3 |
| 4. 51% to 70% | 28.0 | 28.0 | 28.0 | 29.7 | 20.1 | 28.9 | 27.8 | 29.9 | 24.2 | 27.7 | 29.9 | 25.1 | 26.6 | 28.4 | 37.0 | 30.3 |
| 5. 71% to 90% | 19.1 | 16.1 | 21.5 | 19.4 | 24.3 | 20.4 | 21.6 | 19.9 | 13.8 | 17.9 | 23.4 | 16.4 | 21.8 | 18.9 | 22.2 | 24.5 |
| 6. 91% to 100% | 6.6 | 4.7 | 7.9 | 5.9 | 9.3 | 7.5 | 8.5 | 5.9 | 4.5 | 5.8 | 9.3 | 6.5 | 7.8 | 5.0 | 5.1 | 17.9 |
| 8. Have no idea | 5.3 | 6.0 | 4.5 | 3.4 | 8.2 | 4.2 | 3.3 | 5.5 | 8.3 | 5.0 | 6.7 | 6.9 | 3.4 | 3.2 | 4.6 | 2.8 |
| <i>Item 30340 Subject A11d, A17a</i> | <i>N</i> 2045 | 907 | 1090 | 1349 | 225 | 373 | 543 | 690 | 440 | 1596 | 403 | 955 | 504 | 195 | 337 | 36 |
| D05: How many people in the following groups would you guess use illicit drugs (like marijuana, cocaine, etc.) occasionally or regularly? | | | | | | | | | | | | | | | | |
| D05A: Professional athletes | | | | | | | | | | | | | | | | |
| 1. 0% to 10% | 25.0 | 22.2 | 27.1 | 24.8 | 21.2 | 20.9 | 24.4 | 25.0 | 29.3 | 25.2 | 23.9 | 26.3 | 26.8 | 20.9 | 21.9 | 17.0 |
| 2. 11% to 30% | 26.2 | 29.0 | 24.4 | 27.9 | 19.8 | 28.6 | 27.3 | 25.1 | 24.4 | 27.5 | 19.9 | 25.4 | 28.1 | 27.2 | 27.1 | 17.2 |
| 3. 31% to 50% | 15.1 | 12.2 | 17.6 | 16.8 | 10.3 | 16.3 | 15.7 | 13.8 | 15.6 | 14.5 | 18.8 | 14.2 | 16.1 | 14.4 | 17.5 | 13.4 |
| 4. 51% to 70% | 10.8 | 11.5 | 10.2 | 10.5 | 15.3 | 8.9 | 14.3 | 11.3 | 7.3 | 10.9 | 10.3 | 9.3 | 9.9 | 9.8 | 15.0 | 24.1 |
| 5. 71% to 90% | 7.9 | 9.0 | 6.8 | 7.1 | 11.9 | 8.2 | 7.0 | 8.2 | 8.1 | 8.2 | 6.7 | 6.7 | 8.2 | 12.2 | 7.8 | 11.8 |
| 6. 91% to 100% | 3.2 | 3.5 | 2.5 | 2.7 | 5.2 | 4.7 | 3.1 | 2.6 | 3.1 | 2.7 | 5.1 | 2.9 | 3.0 | 2.9 | 4.4 | 6.8 |
| 8. Have no idea | 11.8 | 12.6 | 11.3 | 10.1 | 16.3 | 12.3 | 8.2 | 14.0 | 12.3 | 10.9 | 15.3 | 15.3 | 8.0 | 12.6 | 6.3 | 9.7 |
| <i>Item 22380 Subject A17a</i> | <i>N</i> 2056 | 912 | 1093 | 1354 | 225 | 377 | 545 | 692 | 441 | 1594 | 413 | 960 | 505 | 196 | 340 | 36 |

MONITORING THE FUTURE

| QUESTIONNAIRE FORM 6 2002 | TOTAL | SEX | | RACE | | REGION | | | | COLLEGE PLANS? | | ILLICIT DRUG USE: LIFETIME | | | | | |
|---|----------|-------------|------------|-------------|-------------|------------|------------|------------|------------|-------------------|-------------|----------------------------|------------------------|--------------|---------------|--------------------|-----------|
| | | M | F | White | Black | NE | NC | S | W | Yes | No | None | Mari- juana Only | Few Pills | More Pills | Any Her- oin | |
| <i>N (Weighted No. of Cases):</i> | 2276 | 990 | 1158 | 1417 | 261 | 445 | 574 | 757 | 499 | 1678 | 432 | 1035 | 553 | 205 | 368 | 42 | |
| <i>% of Weighted Total:</i> | 100.0 | 43.5 | 50.9 | 62.3 | 11.5 | 19.6 | 25.2 | 33.3 | 21.9 | 73.7 | 19.0 | 45.5 | 24.3 | 9.0 | 16.2 | 1.9 | |
| D05B: Rock music performers | | | | | | | | | | | | | | | | | |
| 1. 0% to 10% | 1.9 | 2.6 | 1.0 | 1.3 | 1.2 | 1.8 | 1.9 | 1.7 | 2.4 | 1.4 | 3.4 | 1.9 | 1.9 | 0.4 | 1.6 | 3.0 | |
| 2. 11% to 30% | 7.0 | 6.2 | 7.7 | 6.0 | 8.9 | 5.5 | 8.3 | 7.5 | 5.8 | 6.9 | 7.5 | 7.5 | 7.3 | 5.0 | 6.6 | 3.0 | |
| 3. 31% to 50% | 12.2 | 12.8 | 12.1 | 13.0 | 13.8 | 8.4 | 14.0 | 12.2 | 13.5 | 13.1 | 8.2 | 13.9 | 12.8 | 11.1 | 8.9 | 4.4 | |
| 4. 51% to 70% | 20.3 | 16.9 | 23.3 | 22.3 | 13.8 | 20.6 | 19.2 | 21.6 | 19.4 | 20.4 | 19.7 | 20.5 | 20.6 | 23.6 | 17.8 | 20.1 | |
| 5. 71% to 90% | 26.4 | 28.4 | 24.9 | 28.7 | 23.0 | 30.5 | 27.6 | 23.8 | 25.5 | 26.8 | 26.0 | 24.0 | 27.1 | 27.2 | 32.3 | 14.2 | |
| 6. 91% to 100% | 23.0 | 22.1 | 23.1 | 21.1 | 24.6 | 25.4 | 22.3 | 22.2 | 23.3 | 23.0 | 23.0 | 20.6 | 23.4 | 23.3 | 27.8 | 45.3 | |
| 8. Have no idea | 9.1 | 11.0 | 7.9 | 7.5 | 14.6 | 7.9 | 6.7 | 11.1 | 10.1 | 8.5 | 12.2 | 11.6 | 6.9 | 9.5 | 4.9 | 10.0 | |
| <i>Item 22390 Subject A17a</i> | <i>N</i> | <i>2046</i> | <i>907</i> | <i>1092</i> | <i>1352</i> | <i>225</i> | <i>375</i> | <i>542</i> | <i>692</i> | <i>438</i> | <i>1592</i> | <i>408</i> | <i>956</i> | <i>504</i> | <i>193</i> | <i>340</i> | <i>35</i> |
| D05C: Actors and actresses | | | | | | | | | | | | | | | | | |
| 1. 0% to 10% | 6.5 | 6.3 | 6.3 | 5.9 | 6.1 | 4.4 | 7.5 | 6.4 | 7.3 | 5.6 | 9.9 | 6.9 | 8.4 | 2.6 | 4.5 | 3.0 | |
| 2. 11% to 30% | 17.1 | 18.0 | 16.2 | 16.6 | 16.7 | 15.0 | 20.6 | 16.2 | 15.9 | 17.6 | 15.6 | 20.8 | 14.0 | 19.5 | 11.4 | 3.0 | |
| 3. 31% to 50% | 23.2 | 22.1 | 24.8 | 24.7 | 21.3 | 19.2 | 24.5 | 21.6 | 27.5 | 23.1 | 24.1 | 23.1 | 27.3 | 22.3 | 19.4 | 14.0 | |
| 4. 51% to 70% | 21.5 | 22.3 | 20.8 | 24.2 | 15.1 | 24.7 | 20.9 | 22.5 | 17.8 | 22.1 | 17.7 | 18.7 | 21.0 | 22.2 | 28.5 | 30.3 | |
| 5. 71% to 90% | 13.1 | 11.9 | 14.2 | 12.7 | 13.1 | 18.1 | 11.8 | 11.2 | 13.6 | 14.4 | 8.0 | 10.8 | 13.5 | 13.7 | 19.6 | 9.5 | |
| 6. 91% to 100% | 6.7 | 6.1 | 7.0 | 5.9 | 9.6 | 6.1 | 6.1 | 7.6 | 6.6 | 6.0 | 9.2 | 4.9 | 6.7 | 6.3 | 9.8 | 30.2 | |
| 8. Have no idea | 11.9 | 13.2 | 10.8 | 9.9 | 18.1 | 12.5 | 8.4 | 14.6 | 11.4 | 11.2 | 15.5 | 14.8 | 9.0 | 13.4 | 6.7 | 10.0 | |
| <i>Item 22400 Subject A17a</i> | <i>N</i> | <i>2044</i> | <i>906</i> | <i>1090</i> | <i>1351</i> | <i>224</i> | <i>373</i> | <i>541</i> | <i>691</i> | <i>438</i> | <i>1590</i> | <i>407</i> | <i>955</i> | <i>503</i> | <i>193</i> | <i>340</i> | <i>35</i> |
| D05D: Students in your school | | | | | | | | | | | | | | | | | |
| 1. 0% to 10% | 6.6 | 8.1 | 5.3 | 6.3 | 6.5 | 4.2 | 7.7 | 6.3 | 7.6 | 6.3 | 8.0 | 9.3 | 3.7 | 7.2 | 2.4 | 3.0 | |
| 2. 11% to 30% | 19.3 | 20.9 | 18.2 | 21.2 | 13.1 | 15.2 | 20.6 | 22.8 | 15.9 | 21.4 | 10.8 | 24.3 | 18.4 | 13.3 | 12.6 | 0.9 | |
| 3. 31% to 50% | 20.7 | 18.7 | 22.5 | 21.7 | 15.4 | 19.8 | 19.9 | 19.0 | 25.1 | 21.6 | 17.6 | 21.4 | 21.8 | 20.9 | 17.8 | 23.8 | |
| 4. 51% to 70% | 22.6 | 20.6 | 24.1 | 24.1 | 19.9 | 24.8 | 23.2 | 22.4 | 20.3 | 23.3 | 20.1 | 17.7 | 26.0 | 23.8 | 30.2 | 26.2 | |
| 5. 71% to 90% | 17.0 | 17.7 | 16.1 | 16.0 | 21.6 | 20.5 | 15.7 | 15.3 | 18.2 | 15.8 | 21.5 | 12.2 | 17.1 | 26.7 | 24.2 | 31.2 | |
| 6. 91% to 100% | 6.5 | 5.8 | 7.1 | 4.8 | 12.6 | 9.9 | 6.8 | 5.5 | 5.1 | 5.0 | 11.5 | 5.1 | 8.3 | 3.0 | 8.2 | 11.9 | |
| 8. Have no idea | 7.3 | 8.2 | 6.8 | 5.7 | 11.0 | 5.7 | 6.2 | 8.7 | 7.8 | 6.6 | 10.4 | 10.0 | 4.7 | 5.1 | 4.7 | 2.9 | |
| <i>Item 22405 Subject A11d, A17a</i> | <i>N</i> | <i>2043</i> | <i>904</i> | <i>1091</i> | <i>1349</i> | <i>225</i> | <i>372</i> | <i>542</i> | <i>690</i> | <i>439</i> | <i>1590</i> | <i>406</i> | <i>954</i> | <i>501</i> | <i>193</i> | <i>341</i> | <i>35</i> |
| D06: Think about the movie that you watched most recently in a theater. Did any of the characters in the movie smoke cigarettes? | | | | | | | | | | | | | | | | | |
| 1. No | 22.5 | 23.3 | 21.8 | 23.1 | 21.9 | 20.2 | 21.4 | 20.8 | 28.4 | 22.6 | 21.7 | 24.0 | 22.9 | 20.9 | 18.4 | 12.0 | |
| 2. Yes, some | 55.5 | 56.1 | 55.1 | 54.3 | 56.4 | 54.7 | 56.7 | 56.2 | 53.4 | 56.1 | 53.6 | 52.8 | 58.4 | 58.6 | 57.8 | 53.7 | |
| 3. Yes, a lot | 10.7 | 10.9 | 10.5 | 10.8 | 11.5 | 12.3 | 11.3 | 11.6 | 7.3 | 10.3 | 12.2 | 8.4 | 10.8 | 12.8 | 14.1 | 26.2 | |
| 4. Don't remember | 11.3 | 9.7 | 12.7 | 11.8 | 10.2 | 12.7 | 10.5 | 11.4 | 10.8 | 11.0 | 12.5 | 14.8 | 7.8 | 7.7 | 9.7 | 8.1 | |
| <i>Item 30360 Subject A02c, A10b, A18e</i> | <i>N</i> | <i>2036</i> | <i>902</i> | <i>1086</i> | <i>1344</i> | <i>222</i> | <i>372</i> | <i>537</i> | <i>686</i> | <i>441</i> | <i>1584</i> | <i>406</i> | <i>952</i> | <i>498</i> | <i>196</i> | <i>336</i> | <i>35</i> |
| D07: Think about the movie that you watched most recently on video or on TV. Did any of the characters in the movie smoke cigarettes? | | | | | | | | | | | | | | | | | |
| 1. No | 20.9 | 20.2 | 21.3 | 22.5 | 20.4 | 17.8 | 21.2 | 18.7 | 26.4 | 21.7 | 19.3 | 22.4 | 22.0 | 17.9 | 17.4 | 9.5 | |
| 2. Yes, some | 57.0 | 58.3 | 56.1 | 54.8 | 57.9 | 56.5 | 57.7 | 60.4 | 51.1 | 58.1 | 51.2 | 54.1 | 59.9 | 63.4 | 56.7 | 57.3 | |
| 3. Yes, a lot | 12.0 | 12.7 | 11.4 | 12.4 | 12.1 | 13.4 | 12.9 | 10.7 | 11.5 | 11.1 | 15.1 | 10.3 | 10.3 | 11.9 | 18.2 | 25.1 | |
| 4. Don't remember | 10.2 | 8.9 | 11.2 | 10.3 | 9.6 | 12.3 | 8.1 | 10.2 | 10.9 | 9.1 | 14.5 | 13.2 | 7.9 | 6.9 | 7.7 | 8.1 | |
| <i>Item 30370 Subject A02c, A10b, A18e</i> | <i>N</i> | <i>2039</i> | <i>898</i> | <i>1091</i> | <i>1343</i> | <i>224</i> | <i>370</i> | <i>542</i> | <i>687</i> | <i>439</i> | <i>1584</i> | <i>406</i> | <i>958</i> | <i>501</i> | <i>194</i> | <i>332</i> | <i>35</i> |
| D08: The next questions ask about anti-drug commercials or "spots" that are intended to discourage drug use. In recent months, about how often have you seen such anti-drug commercials on TV, or heard them on the radio? | | | | | | | | | | | | | | | | | |
| 1. Not at all | 10.7 | 13.0 | 8.6 | 9.5 | 12.7 | 10.5 | 10.4 | 10.8 | 11.3 | 9.3 | 16.0 | 11.8 | 11.7 | 6.4 | 7.3 | 6.3 | |
| 2. Less than once a month | 12.6 | 9.8 | 14.5 | 12.6 | 13.8 | 15.4 | 11.5 | 12.8 | 11.4 | 13.0 | 11.7 | 12.2 | 13.5 | 9.2 | 14.9 | 13.8 | |
| 3. 1-3 times per month | 26.2 | 25.1 | 27.6 | 27.0 | 19.8 | 29.6 | 26.2 | 26.8 | 22.4 | 28.1 | 19.6 | 25.5 | 26.8 | 31.6 | 25.2 | 23.2 | |
| 4. 1-3 times per week | 27.6 | 28.3 | 26.9 | 29.5 | 18.0 | 24.3 | 27.9 | 24.9 | 34.1 | 26.3 | 31.4 | 28.4 | 24.9 | 23.3 | 31.5 | 44.1 | |
| 5. Daily or almost daily | 18.0 | 18.4 | 18.0 | 17.4 | 27.7 | 17.1 | 18.3 | 19.5 | 16.2 | 18.5 | 16.1 | 17.6 | 18.3 | 23.6 | 16.9 | 6.7 | |
| 6. More than once a day | 4.8 | 5.4 | 4.5 | 4.1 | 7.9 | 3.2 | 5.7 | 5.2 | 4.7 | 4.8 | 5.1 | 4.6 | 4.8 | 5.8 | 4.2 | 6.0 | |
| <i>Item 22460 Subject A10b</i> | <i>N</i> | <i>2023</i> | <i>888</i> | <i>1085</i> | <i>1335</i> | <i>221</i> | <i>365</i> | <i>540</i> | <i>683</i> | <i>435</i> | <i>1572</i> | <i>402</i> | <i>952</i> | <i>496</i> | <i>191</i> | <i>331</i> | <i>34</i> |

DESCRIPTIVE RESULTS: 2002

241

| QUESTIONNAIRE FORM 6 2002 | TOTAL | SEX | | RACE | | REGION | | | | COLLEGE PLANS? | | ILLICIT DRUG USE: LIFETIME | | | | |
|---|---------------|------------|-------------|-------------|------------|------------|------------|------------|------------|-------------------|------------|----------------------------|------------------------|--------------|---------------|--------------------|
| | | M | F | White | Black | NE | NC | S | W | Yes | No | None | Mari- juana Only | Few Pills | More Pills | Any Her- oin |
| <i>N (Weighted No. of Cases):</i> | 2276 | 990 | 1158 | 1417 | 261 | 445 | 574 | 757 | 499 | 1678 | 432 | 1035 | 553 | 205 | 368 | 42 |
| <i>% of Weighted Total:</i> | 100.0 | 43.5 | 50.9 | 62.3 | 11.5 | 19.6 | 25.2 | 33.3 | 21.9 | 73.7 | 19.0 | 45.5 | 24.3 | 9.0 | 16.2 | 1.9 |
| D09: To what extent do you think such commercials have . . . | | | | | | | | | | | | | | | | |
| D09A: Made people your age less favorable toward drugs? | | | | | | | | | | | | | | | | |
| 1. Not at all | 27.4 | 31.5 | 24.0 | 28.2 | 27.2 | 26.5 | 31.3 | 27.2 | 23.7 | 25.1 | 36.7 | 22.9 | 28.1 | 31.7 | 34.0 | 48.5 |
| 2. To a little extent | 32.1 | 30.9 | 33.3 | 34.6 | 23.8 | 35.5 | 31.6 | 31.8 | 30.6 | 33.3 | 27.6 | 30.7 | 30.6 | 36.3 | 36.4 | 23.6 |
| 3. To some extent | 30.9 | 27.5 | 33.9 | 29.0 | 38.8 | 28.8 | 30.3 | 30.1 | 34.8 | 32.1 | 27.1 | 33.8 | 34.0 | 29.0 | 21.9 | 19.1 |
| 4. To a great extent | 5.5 | 5.6 | 5.2 | 5.3 | 4.0 | 5.7 | 4.3 | 6.0 | 5.9 | 5.4 | 5.4 | 7.1 | 3.8 | 1.2 | 6.1 | 5.5 |
| 5. To a very great extent | 4.0 | 4.6 | 3.6 | 2.9 | 6.2 | 3.5 | 2.5 | 4.9 | 5.0 | 4.1 | 3.2 | 5.6 | 3.5 | 1.9 | 1.6 | 3.3 |
| <i>Item 22470 Subject A10b</i> | <i>N 1987</i> | <i>870</i> | <i>1070</i> | <i>1315</i> | <i>215</i> | <i>356</i> | <i>536</i> | <i>668</i> | <i>428</i> | <i>1549</i> | <i>392</i> | <i>934</i> | <i>492</i> | <i>187</i> | <i>322</i> | <i>34</i> |
| D09B: Made you less favorable toward drugs? | | | | | | | | | | | | | | | | |
| 1. Not at all | 30.2 | 35.1 | 26.0 | 32.3 | 26.1 | 31.5 | 33.1 | 28.0 | 28.9 | 28.4 | 38.6 | 25.2 | 32.3 | 34.0 | 36.3 | 47.5 |
| 2. To a little extent | 24.4 | 26.0 | 23.5 | 26.7 | 12.3 | 23.6 | 23.9 | 25.9 | 23.6 | 25.4 | 20.7 | 20.8 | 25.2 | 32.6 | 28.7 | 30.9 |
| 3. To some extent | 22.7 | 20.2 | 24.6 | 22.8 | 21.2 | 23.4 | 24.5 | 22.1 | 20.8 | 23.8 | 19.3 | 25.4 | 20.4 | 23.5 | 18.7 | 21.1 |
| 4. To a great extent | 11.3 | 9.7 | 12.4 | 10.0 | 10.7 | 11.0 | 10.8 | 10.7 | 13.2 | 11.8 | 8.2 | 12.2 | 11.7 | 4.4 | 12.7 | - |
| 5. To a very great extent | 11.4 | 9.0 | 13.5 | 8.1 | 29.8 | 10.6 | 7.7 | 13.3 | 13.5 | 10.7 | 13.3 | 16.4 | 10.4 | 5.5 | 3.6 | 0.5 |
| <i>Item 22480 Subject A10b</i> | <i>N 1983</i> | <i>871</i> | <i>1066</i> | <i>1316</i> | <i>213</i> | <i>355</i> | <i>535</i> | <i>666</i> | <i>427</i> | <i>1549</i> | <i>390</i> | <i>929</i> | <i>491</i> | <i>187</i> | <i>323</i> | <i>34</i> |
| D09C: Made you less likely to use drugs? | | | | | | | | | | | | | | | | |
| 1. Not at all | 32.3 | 36.3 | 28.9 | 34.7 | 30.5 | 31.2 | 38.1 | 30.8 | 28.4 | 30.9 | 37.9 | 27.4 | 33.8 | 39.3 | 37.8 | 56.6 |
| 2. To a little extent | 22.3 | 25.2 | 20.1 | 24.1 | 12.4 | 22.9 | 19.1 | 23.5 | 23.9 | 22.8 | 22.1 | 18.5 | 22.4 | 28.7 | 28.8 | 15.1 |
| 3. To some extent | 21.9 | 18.1 | 24.9 | 22.2 | 18.1 | 21.8 | 26.2 | 19.3 | 20.6 | 22.6 | 18.7 | 23.3 | 21.4 | 21.6 | 19.7 | 19.6 |
| 4. To a great extent | 9.9 | 9.7 | 9.9 | 9.5 | 7.7 | 11.7 | 8.5 | 10.6 | 9.3 | 10.9 | 5.7 | 11.9 | 9.4 | 5.0 | 8.3 | 8.7 |
| 5. To a very great extent | 13.5 | 10.6 | 16.1 | 9.6 | 31.2 | 12.3 | 8.1 | 15.8 | 17.7 | 12.8 | 15.7 | 18.9 | 13.0 | 5.5 | 5.4 | - |
| <i>Item 22490 Subject A10b</i> | <i>N 1974</i> | <i>867</i> | <i>1060</i> | <i>1310</i> | <i>213</i> | <i>349</i> | <i>535</i> | <i>661</i> | <i>428</i> | <i>1544</i> | <i>388</i> | <i>926</i> | <i>487</i> | <i>187</i> | <i>321</i> | <i>34</i> |
| D09D: Overstated the dangers or risks of drug use? | | | | | | | | | | | | | | | | |
| 1. Not at all | 41.4 | 40.0 | 43.1 | 44.8 | 37.9 | 37.6 | 43.7 | 44.2 | 37.3 | 39.9 | 47.0 | 45.2 | 40.9 | 38.4 | 34.6 | 22.3 |
| 2. To a little extent | 19.0 | 18.2 | 19.8 | 20.1 | 12.2 | 19.6 | 21.2 | 16.1 | 20.4 | 20.4 | 14.6 | 17.6 | 22.1 | 17.1 | 19.7 | 19.9 |
| 3. To some extent | 21.6 | 22.3 | 20.7 | 22.1 | 15.4 | 23.8 | 22.7 | 19.0 | 22.3 | 21.8 | 20.5 | 20.0 | 18.2 | 24.8 | 27.6 | 38.3 |
| 4. To a great extent | 8.8 | 9.0 | 8.3 | 6.2 | 16.7 | 11.2 | 6.0 | 10.2 | 8.1 | 8.7 | 8.2 | 7.8 | 9.5 | 10.3 | 9.7 | 9.1 |
| 5. To a very great extent | 9.2 | 10.6 | 8.2 | 6.8 | 17.8 | 7.8 | 6.5 | 10.5 | 12.0 | 9.1 | 9.7 | 9.4 | 9.3 | 9.4 | 8.3 | 10.4 |
| <i>Item 22500 Subject A10b</i> | <i>N 1972</i> | <i>864</i> | <i>1060</i> | <i>1304</i> | <i>213</i> | <i>352</i> | <i>530</i> | <i>662</i> | <i>428</i> | <i>1542</i> | <i>389</i> | <i>924</i> | <i>490</i> | <i>184</i> | <i>320</i> | <i>35</i> |
| D10: How much do you agree or disagree with each of the following statements? | | | | | | | | | | | | | | | | |
| D10A: I take a positive attitude toward myself | | | | | | | | | | | | | | | | |
| 1. Disagree | 3.0 | 2.8 | 2.7 | 2.6 | 3.2 | 3.3 | 2.8 | 2.5 | 3.7 | 2.1 | 5.8 | 2.9 | 2.5 | 1.3 | 2.9 | 5.7 |
| 2. Mostly disagree | 7.8 | 7.8 | 8.0 | 8.5 | 4.2 | 9.0 | 9.0 | 7.3 | 6.3 | 7.8 | 7.5 | 6.2 | 7.0 | 9.0 | 12.4 | 6.6 |
| 3. Neither | 10.3 | 8.9 | 10.8 | 10.4 | 7.9 | 11.3 | 11.4 | 8.2 | 11.4 | 8.3 | 18.4 | 9.0 | 10.0 | 8.6 | 13.1 | 36.5 |
| 4. Mostly agree | 42.8 | 40.9 | 45.0 | 46.4 | 29.1 | 43.6 | 38.9 | 45.8 | 42.0 | 44.3 | 37.3 | 40.9 | 43.2 | 48.5 | 47.1 | 27.3 |
| 5. Agree | 36.1 | 39.6 | 33.6 | 32.0 | 55.5 | 32.8 | 37.9 | 36.2 | 36.6 | 37.6 | 31.1 | 40.9 | 37.3 | 32.7 | 24.6 | 24.0 |
| <i>Item 12550 Subject Q01</i> | <i>N 2006</i> | <i>877</i> | <i>1080</i> | <i>1331</i> | <i>215</i> | <i>360</i> | <i>537</i> | <i>677</i> | <i>432</i> | <i>1560</i> | <i>399</i> | <i>943</i> | <i>490</i> | <i>190</i> | <i>330</i> | <i>35</i> |
| D10B: Life often seems meaningless | | | | | | | | | | | | | | | | |
| 1. Disagree | 39.3 | 38.6 | 40.9 | 40.2 | 41.2 | 36.8 | 38.7 | 44.0 | 35.0 | 41.2 | 33.0 | 44.4 | 37.9 | 42.9 | 27.7 | 13.4 |
| 2. Mostly disagree | 29.9 | 27.1 | 32.2 | 30.3 | 27.8 | 29.3 | 31.8 | 28.5 | 30.4 | 30.0 | 27.5 | 29.7 | 30.7 | 29.1 | 32.2 | 22.9 |
| 3. Neither | 14.4 | 14.7 | 12.9 | 14.3 | 16.5 | 14.9 | 14.8 | 14.4 | 13.4 | 14.6 | 15.0 | 12.3 | 14.9 | 16.3 | 17.8 | 14.8 |
| 4. Mostly agree | 12.3 | 15.5 | 10.0 | 12.0 | 7.7 | 13.5 | 10.2 | 9.8 | 17.7 | 10.7 | 18.6 | 10.6 | 12.1 | 9.0 | 16.3 | 35.3 |
| 5. Agree | 4.1 | 4.1 | 4.1 | 3.2 | 6.7 | 5.6 | 4.5 | 3.3 | 3.5 | 3.6 | 5.9 | 3.0 | 4.4 | 2.8 | 6.1 | 13.5 |
| <i>Item 23700 Subject P01, Q01</i> | <i>N 2000</i> | <i>876</i> | <i>1078</i> | <i>1328</i> | <i>215</i> | <i>359</i> | <i>537</i> | <i>673</i> | <i>432</i> | <i>1559</i> | <i>397</i> | <i>938</i> | <i>489</i> | <i>190</i> | <i>330</i> | <i>34</i> |
| D10C: People should do their own thing, even if other people think it's strange | | | | | | | | | | | | | | | | |
| 1. Disagree | 2.2 | 2.7 | 1.7 | 2.0 | 0.6 | 0.6 | 2.1 | 1.9 | 3.9 | 1.2 | 5.7 | 2.0 | 2.5 | 0.3 | 2.1 | 3.0 |
| 2. Mostly disagree | 3.2 | 3.3 | 2.8 | 2.6 | 3.7 | 3.3 | 2.8 | 2.8 | 4.0 | 2.6 | 5.4 | 3.0 | 2.9 | 4.2 | 2.7 | 3.2 |
| 3. Neither | 9.5 | 11.1 | 7.9 | 8.7 | 5.9 | 9.1 | 8.2 | 10.2 | 10.3 | 9.1 | 10.9 | 10.0 | 9.2 | 10.0 | 7.8 | 11.1 |
| 4. Mostly agree | 38.6 | 37.5 | 40.0 | 42.7 | 23.3 | 38.8 | 37.2 | 38.5 | 40.2 | 41.6 | 26.9 | 40.5 | 38.8 | 35.9 | 37.1 | 21.3 |
| 5. Agree | 46.6 | 45.4 | 47.6 | 43.9 | 66.5 | 48.2 | 49.7 | 46.6 | 41.6 | 45.6 | 51.1 | 44.4 | 46.6 | 49.6 | 50.3 | 61.4 |
| <i>Item 7040 Subject Q08</i> | <i>N 1999</i> | <i>872</i> | <i>1078</i> | <i>1329</i> | <i>214</i> | <i>357</i> | <i>537</i> | <i>674</i> | <i>431</i> | <i>1556</i> | <i>397</i> | <i>935</i> | <i>490</i> | <i>188</i> | <i>332</i> | <i>35</i> |

| QUESTIONNAIRE FORM 6 2002 | TOTAL | SEX | | RACE | | REGION | | | | COLLEGE PLANS? | | ILLCIT DRUG USE: LIFETIME | | | | |
|--|---------------|------------|-------------|-------------|------------|------------|------------|------------|------------|-------------------|------------|---------------------------|------------------------|--------------|---------------|--------------------|
| | | M | F | White | Black | NE | NC | S | W | Yes | No | None | Mari- juana Only | Few Pills | More Pills | Any Her- oin |
| <i>N (Weighted No. of Cases):</i> | 2276 | 990 | 1158 | 1417 | 261 | 445 | 574 | 757 | 499 | 1678 | 432 | 1035 | 553 | 205 | 368 | 42 |
| <i>% of Weighted Total:</i> | 100.0 | 43.5 | 50.9 | 62.3 | 11.5 | 19.6 | 25.2 | 33.3 | 21.9 | 73.7 | 19.0 | 45.5 | 24.3 | 9.0 | 16.2 | 1.9 |
| D10D: I feel I do not have much to be proud of | | | | | | | | | | | | | | | | |
| 1. Disagree | 47.6 | 46.6 | 49.3 | 45.8 | 64.8 | 44.1 | 46.5 | 51.7 | 45.5 | 49.6 | 39.9 | 51.8 | 47.6 | 51.7 | 35.7 | 30.8 |
| 2. Mostly disagree | 26.7 | 25.6 | 27.6 | 29.5 | 12.8 | 24.5 | 27.4 | 27.7 | 26.2 | 28.1 | 20.8 | 25.8 | 27.1 | 27.2 | 30.3 | 18.6 |
| 3. Neither | 12.5 | 13.6 | 11.2 | 12.7 | 9.9 | 14.1 | 13.7 | 9.6 | 14.0 | 11.2 | 18.0 | 10.8 | 14.5 | 9.7 | 13.8 | 24.4 |
| 4. Mostly agree | 8.1 | 9.7 | 6.7 | 8.1 | 4.4 | 10.1 | 7.3 | 7.3 | 8.8 | 7.2 | 11.4 | 6.7 | 7.4 | 7.1 | 12.4 | 13.2 |
| 5. Agree | 5.1 | 4.5 | 5.2 | 4.0 | 8.0 | 7.2 | 5.1 | 3.7 | 5.5 | 3.9 | 9.9 | 4.8 | 3.5 | 4.3 | 7.9 | 13.1 |
| <i>Item 12660 Subject Q01</i> | <i>N 1983</i> | <i>869</i> | <i>1069</i> | <i>1322</i> | <i>210</i> | <i>355</i> | <i>534</i> | <i>663</i> | <i>431</i> | <i>1545</i> | <i>396</i> | <i>931</i> | <i>485</i> | <i>186</i> | <i>330</i> | <i>33</i> |
| D10E: I feel I am a person of worth, on an equal plane with others | | | | | | | | | | | | | | | | |
| 1. Disagree | 3.8 | 4.3 | 3.3 | 3.6 | 1.7 | 3.4 | 5.1 | 2.0 | 5.2 | 2.2 | 9.8 | 2.4 | 4.6 | 2.3 | 5.3 | 11.4 |
| 2. Mostly disagree | 5.4 | 6.1 | 4.9 | 6.1 | 4.0 | 6.8 | 6.5 | 4.6 | 4.2 | 4.6 | 9.0 | 4.0 | 4.9 | 5.8 | 8.0 | 10.3 |
| 3. Neither | 13.2 | 13.4 | 12.4 | 13.2 | 8.0 | 13.7 | 13.4 | 11.5 | 15.3 | 11.6 | 19.3 | 12.2 | 13.4 | 8.1 | 16.9 | 28.4 |
| 4. Mostly agree | 31.0 | 30.3 | 31.7 | 32.5 | 17.9 | 34.1 | 29.2 | 32.0 | 29.2 | 31.7 | 28.4 | 30.7 | 30.7 | 36.6 | 30.9 | 26.2 |
| 5. Agree | 46.6 | 45.9 | 47.7 | 44.7 | 68.5 | 42.1 | 45.8 | 49.9 | 46.2 | 49.8 | 33.5 | 50.7 | 46.4 | 47.2 | 38.8 | 23.8 |
| <i>Item 12570 Subject Q01</i> | <i>N 1989</i> | <i>867</i> | <i>1078</i> | <i>1325</i> | <i>214</i> | <i>355</i> | <i>534</i> | <i>670</i> | <i>430</i> | <i>1549</i> | <i>394</i> | <i>935</i> | <i>485</i> | <i>188</i> | <i>329</i> | <i>34</i> |
| D10F: I enjoy life as much as anyone | | | | | | | | | | | | | | | | |
| 1. Disagree | 3.9 | 4.0 | 3.6 | 3.2 | 3.7 | 4.0 | 3.8 | 2.9 | 5.3 | 2.4 | 9.5 | 4.1 | 4.1 | 1.0 | 3.7 | 0.5 |
| 2. Mostly disagree | 7.6 | 8.1 | 6.8 | 7.8 | 5.0 | 10.0 | 7.5 | 6.3 | 8.0 | 6.8 | 9.8 | 7.3 | 6.0 | 8.2 | 10.4 | 16.0 |
| 3. Neither | 12.1 | 12.8 | 11.4 | 12.4 | 7.9 | 11.5 | 14.3 | 9.0 | 14.9 | 11.3 | 16.2 | 10.3 | 13.0 | 9.4 | 14.8 | 26.1 |
| 4. Mostly agree | 34.7 | 32.9 | 36.7 | 36.5 | 28.5 | 36.0 | 29.3 | 37.6 | 35.7 | 36.5 | 27.2 | 33.7 | 35.5 | 34.7 | 37.4 | 28.2 |
| 5. Agree | 41.7 | 42.2 | 41.5 | 40.1 | 54.8 | 38.6 | 45.1 | 44.2 | 36.1 | 43.1 | 37.3 | 44.6 | 41.5 | 46.8 | 33.7 | 29.1 |
| <i>Item 23710 Subject P01, Q01</i> | <i>N 1996</i> | <i>870</i> | <i>1079</i> | <i>1327</i> | <i>214</i> | <i>355</i> | <i>535</i> | <i>675</i> | <i>430</i> | <i>1553</i> | <i>396</i> | <i>937</i> | <i>488</i> | <i>188</i> | <i>329</i> | <i>35</i> |
| D10G: I get a real kick out of doing things that are a little dangerous | | | | | | | | | | | | | | | | |
| 1. Disagree | 12.2 | 7.4 | 15.9 | 8.1 | 33.3 | 10.6 | 9.3 | 15.3 | 12.2 | 12.8 | 9.3 | 18.3 | 11.4 | 1.9 | 2.4 | 2.8 |
| 2. Mostly disagree | 16.0 | 11.6 | 19.8 | 16.9 | 16.9 | 17.8 | 16.1 | 15.3 | 15.4 | 16.9 | 12.2 | 18.9 | 14.9 | 14.1 | 11.6 | 1.4 |
| 3. Neither | 23.6 | 21.3 | 25.4 | 23.6 | 21.3 | 22.3 | 24.4 | 26.3 | 19.4 | 24.2 | 21.1 | 24.6 | 22.2 | 22.5 | 23.9 | 18.7 |
| 4. Mostly agree | 29.2 | 31.9 | 27.3 | 31.4 | 18.2 | 31.8 | 30.1 | 27.5 | 28.7 | 29.6 | 29.2 | 23.2 | 29.9 | 35.7 | 41.3 | 33.6 |
| 5. Agree | 19.1 | 27.7 | 11.7 | 20.0 | 10.4 | 17.5 | 20.0 | 15.7 | 24.4 | 16.5 | 28.2 | 15.0 | 21.6 | 25.8 | 20.8 | 43.4 |
| <i>Item 7050 Subject Q04</i> | <i>N 1994</i> | <i>869</i> | <i>1078</i> | <i>1327</i> | <i>213</i> | <i>354</i> | <i>534</i> | <i>674</i> | <i>432</i> | <i>1551</i> | <i>395</i> | <i>934</i> | <i>488</i> | <i>188</i> | <i>330</i> | <i>34</i> |
| D10H: Sometimes I think that I am no good at all | | | | | | | | | | | | | | | | |
| 1. Disagree | 40.1 | 39.2 | 41.2 | 39.1 | 54.4 | 37.7 | 39.4 | 43.9 | 36.7 | 41.4 | 34.4 | 44.7 | 39.9 | 35.2 | 31.2 | 32.5 |
| 2. Mostly disagree | 26.6 | 29.2 | 24.6 | 29.1 | 17.0 | 28.2 | 27.4 | 26.4 | 24.6 | 28.4 | 20.0 | 24.3 | 27.5 | 35.0 | 29.2 | 14.9 |
| 3. Neither | 15.4 | 15.9 | 14.7 | 14.6 | 14.9 | 14.1 | 15.0 | 13.8 | 19.2 | 13.6 | 22.0 | 13.3 | 14.9 | 15.0 | 19.3 | 36.5 |
| 4. Mostly agree | 12.0 | 9.9 | 13.7 | 12.5 | 4.8 | 12.8 | 13.9 | 10.6 | 11.3 | 12.2 | 11.1 | 11.4 | 12.8 | 11.9 | 12.8 | 7.9 |
| 5. Agree | 6.0 | 5.8 | 5.8 | 4.7 | 8.9 | 7.1 | 4.3 | 5.3 | 8.2 | 4.3 | 12.4 | 6.3 | 4.9 | 2.9 | 7.5 | 8.1 |
| <i>Item 12680 Subject Q01</i> | <i>N 1989</i> | <i>869</i> | <i>1073</i> | <i>1324</i> | <i>213</i> | <i>350</i> | <i>533</i> | <i>675</i> | <i>432</i> | <i>1549</i> | <i>394</i> | <i>935</i> | <i>486</i> | <i>187</i> | <i>328</i> | <i>34</i> |
| D10I: I am able to do things as well as most other people | | | | | | | | | | | | | | | | |
| 1. Disagree | 3.3 | 3.5 | 3.2 | 3.0 | 3.7 | 2.0 | 3.5 | 3.8 | 3.5 | 1.8 | 7.7 | 3.3 | 3.7 | 2.9 | 2.6 | - |
| 2. Mostly disagree | 4.4 | 4.3 | 4.2 | 4.3 | 5.1 | 6.3 | 2.5 | 4.1 | 5.7 | 3.7 | 6.5 | 2.7 | 4.7 | 6.3 | 6.6 | 6.1 |
| 3. Neither | 12.1 | 12.0 | 11.8 | 12.8 | 6.3 | 14.8 | 13.2 | 9.7 | 12.5 | 11.0 | 16.5 | 9.8 | 14.4 | 11.6 | 14.5 | 28.7 |
| 4. Mostly agree | 40.9 | 37.7 | 43.7 | 44.7 | 28.5 | 41.1 | 39.8 | 41.6 | 41.0 | 42.6 | 34.7 | 42.8 | 36.8 | 38.3 | 44.0 | 28.5 |
| 5. Agree | 39.2 | 42.5 | 37.2 | 35.2 | 56.4 | 35.9 | 41.0 | 40.8 | 37.3 | 40.9 | 34.6 | 41.4 | 40.4 | 40.9 | 32.3 | 36.8 |
| <i>Item 12580 Subject Q01</i> | <i>N 1985</i> | <i>865</i> | <i>1074</i> | <i>1320</i> | <i>213</i> | <i>348</i> | <i>533</i> | <i>674</i> | <i>430</i> | <i>1545</i> | <i>394</i> | <i>931</i> | <i>485</i> | <i>188</i> | <i>330</i> | <i>34</i> |
| D10J: The future often seems hopeless | | | | | | | | | | | | | | | | |
| 1. Disagree | 49.3 | 43.6 | 55.1 | 48.6 | 63.1 | 48.2 | 47.2 | 55.2 | 43.6 | 52.8 | 36.1 | 54.7 | 50.1 | 48.6 | 38.1 | 14.3 |
| 2. Mostly disagree | 24.1 | 26.0 | 22.2 | 27.3 | 12.5 | 24.7 | 27.9 | 21.3 | 23.4 | 24.4 | 22.7 | 23.4 | 24.7 | 24.5 | 24.1 | 40.1 |
| 3. Neither | 15.0 | 17.1 | 13.1 | 13.9 | 12.2 | 14.5 | 14.3 | 13.6 | 18.4 | 13.7 | 20.5 | 12.2 | 15.4 | 14.1 | 20.8 | 21.2 |
| 4. Mostly agree | 7.7 | 8.8 | 6.6 | 7.5 | 6.4 | 9.3 | 5.7 | 6.6 | 10.5 | 6.4 | 12.0 | 6.5 | 6.7 | 10.0 | 10.3 | 9.2 |
| 5. Agree | 3.9 | 4.5 | 3.0 | 2.6 | 5.8 | 3.3 | 4.8 | 3.3 | 4.2 | 2.8 | 8.6 | 3.2 | 3.1 | 2.9 | 6.7 | 15.3 |
| <i>Item 23720 Subject P01, Q01</i> | <i>N 1979</i> | <i>866</i> | <i>1068</i> | <i>1320</i> | <i>213</i> | <i>351</i> | <i>533</i> | <i>668</i> | <i>427</i> | <i>1540</i> | <i>393</i> | <i>927</i> | <i>484</i> | <i>187</i> | <i>328</i> | <i>34</i> |

| QUESTIONNAIRE FORM 6 2002 | TOTAL | SEX | | RACE | | REGION | | | | COLLEGE PLANS? | | ILLICIT DRUG USE: LIFETIME | | | | | |
|---|----------|-------------|------------|-------------|-------------|------------|------------|------------|------------|-------------------|-------------|----------------------------|------------------------|--------------|---------------|--------------------|-----------|
| | | M | F | White | Black | NE | NC | S | W | Yes | No | None | Mari- juana Only | Few Pills | More Pills | Any Her- oin | |
| <i>N (Weighted No. of Cases):</i> | 2276 | 990 | 1158 | 1417 | 261 | 445 | 574 | 757 | 499 | 1678 | 432 | 1035 | 553 | 205 | 368 | 42 | |
| <i>% of Weighted Total:</i> | 100.0 | 43.5 | 50.9 | 62.3 | 11.5 | 19.6 | 25.2 | 33.3 | 21.9 | 73.7 | 19.0 | 45.5 | 24.3 | 9.0 | 16.2 | 1.9 | |
| D10K: I like to test myself every now and then by doing something a little risky | | | | | | | | | | | | | | | | | |
| 1. Disagree | 17.6 | 10.2 | 23.9 | 14.1 | 37.3 | 17.7 | 16.4 | 19.4 | 16.1 | 17.9 | 14.8 | 22.9 | 18.3 | 8.8 | 7.3 | 3.7 | |
| 2. Mostly disagree | 14.6 | 12.9 | 16.2 | 16.0 | 11.1 | 18.4 | 12.1 | 15.1 | 13.9 | 16.1 | 9.9 | 15.9 | 14.0 | 14.2 | 13.7 | 0.9 | |
| 3. Neither | 22.9 | 22.0 | 23.2 | 23.0 | 21.6 | 21.4 | 23.9 | 21.8 | 24.4 | 22.7 | 23.0 | 22.5 | 23.0 | 23.4 | 24.3 | 20.2 | |
| 4. Mostly agree | 27.8 | 30.6 | 25.7 | 29.9 | 13.5 | 27.2 | 29.8 | 27.0 | 27.0 | 28.1 | 26.9 | 24.8 | 27.1 | 33.0 | 33.1 | 41.2 | |
| 5. Agree | 17.1 | 24.4 | 11.0 | 17.0 | 16.5 | 15.3 | 17.8 | 16.7 | 18.6 | 15.1 | 25.4 | 13.9 | 17.6 | 20.7 | 21.6 | 33.9 | |
| <i>Item 7060 Subject Q04</i> | <i>N</i> | <i>1980</i> | <i>865</i> | <i>1068</i> | <i>1317</i> | <i>213</i> | <i>349</i> | <i>534</i> | <i>667</i> | <i>430</i> | <i>1543</i> | <i>393</i> | <i>927</i> | <i>486</i> | <i>185</i> | <i>330</i> | <i>34</i> |
| D10L: I feel that I can't do anything right | | | | | | | | | | | | | | | | | |
| 1. Disagree | 47.3 | 46.0 | 49.1 | 47.0 | 60.4 | 42.2 | 49.1 | 49.4 | 45.8 | 49.0 | 41.4 | 50.1 | 49.3 | 50.0 | 38.6 | 17.8 | |
| 2. Mostly disagree | 24.7 | 24.9 | 24.2 | 26.1 | 16.2 | 28.5 | 21.8 | 24.5 | 25.3 | 26.6 | 16.6 | 24.9 | 24.8 | 23.7 | 25.7 | 23.5 | |
| 3. Neither | 17.1 | 18.5 | 15.7 | 17.2 | 9.9 | 16.0 | 19.1 | 15.5 | 18.1 | 15.8 | 21.4 | 14.3 | 16.2 | 18.2 | 23.7 | 32.8 | |
| 4. Mostly agree | 6.7 | 5.8 | 7.4 | 6.6 | 6.9 | 8.6 | 6.5 | 6.6 | 5.6 | 5.5 | 11.7 | 6.7 | 6.4 | 6.9 | 6.0 | 14.2 | |
| 5. Agree | 4.2 | 4.8 | 3.7 | 3.1 | 6.6 | 4.6 | 3.5 | 4.0 | 5.1 | 3.0 | 8.9 | 4.0 | 3.4 | 1.2 | 6.1 | 11.8 | |
| <i>Item 12720 Subject Q01</i> | <i>N</i> | <i>1974</i> | <i>861</i> | <i>1068</i> | <i>1313</i> | <i>213</i> | <i>350</i> | <i>529</i> | <i>667</i> | <i>429</i> | <i>1538</i> | <i>391</i> | <i>926</i> | <i>483</i> | <i>187</i> | <i>325</i> | <i>34</i> |
| D10M: On the whole, I'm satisfied with myself | | | | | | | | | | | | | | | | | |
| 1. Disagree | 3.6 | 3.6 | 3.6 | 3.0 | 2.8 | 3.3 | 2.9 | 2.4 | 6.6 | 2.4 | 7.5 | 3.3 | 2.8 | 1.0 | 5.7 | 3.3 | |
| 2. Mostly disagree | 6.6 | 6.3 | 6.9 | 6.4 | 6.6 | 8.8 | 7.1 | 5.9 | 5.2 | 5.8 | 9.1 | 6.2 | 5.3 | 5.8 | 8.9 | 10.4 | |
| 3. Neither | 12.8 | 13.7 | 11.6 | 12.4 | 9.5 | 12.9 | 13.5 | 10.5 | 15.6 | 11.5 | 18.2 | 11.4 | 12.4 | 8.7 | 16.8 | 35.0 | |
| 4. Mostly agree | 33.0 | 33.6 | 32.4 | 34.9 | 25.9 | 37.7 | 29.3 | 32.5 | 34.7 | 34.7 | 26.2 | 30.3 | 34.1 | 43.8 | 36.2 | 16.9 | |
| 5. Agree | 43.9 | 42.7 | 45.5 | 43.2 | 55.1 | 37.3 | 47.2 | 48.8 | 37.9 | 45.6 | 39.0 | 48.9 | 45.4 | 40.7 | 32.3 | 34.4 | |
| <i>Item 12620 Subject P01, Q01</i> | <i>N</i> | <i>1971</i> | <i>859</i> | <i>1066</i> | <i>1312</i> | <i>212</i> | <i>347</i> | <i>531</i> | <i>664</i> | <i>429</i> | <i>1536</i> | <i>392</i> | <i>924</i> | <i>484</i> | <i>186</i> | <i>325</i> | <i>34</i> |
| D10N: I feel that my life is not very useful | | | | | | | | | | | | | | | | | |
| 1. Disagree | 52.1 | 47.6 | 56.3 | 50.6 | 69.4 | 48.2 | 52.5 | 57.2 | 47.0 | 54.4 | 43.4 | 56.0 | 54.4 | 50.7 | 41.8 | 25.9 | |
| 2. Mostly disagree | 23.0 | 24.4 | 21.8 | 25.2 | 11.4 | 24.2 | 22.1 | 22.7 | 23.4 | 24.0 | 19.9 | 21.0 | 23.9 | 28.2 | 25.3 | 12.6 | |
| 3. Neither | 14.7 | 16.1 | 13.2 | 14.4 | 10.6 | 17.5 | 16.2 | 11.6 | 15.6 | 12.8 | 20.3 | 11.8 | 15.6 | 10.5 | 22.3 | 24.8 | |
| 4. Mostly agree | 5.9 | 7.2 | 4.8 | 5.8 | 4.5 | 5.8 | 5.3 | 4.5 | 8.7 | 5.5 | 7.9 | 6.8 | 3.3 | 7.3 | 4.6 | 24.1 | |
| 5. Agree | 4.3 | 4.6 | 3.9 | 4.0 | 4.1 | 4.3 | 3.9 | 4.0 | 5.2 | 3.3 | 8.5 | 4.5 | 2.8 | 3.3 | 6.0 | 12.6 | |
| <i>Item 12750 Subject Q01</i> | <i>N</i> | <i>1969</i> | <i>859</i> | <i>1065</i> | <i>1315</i> | <i>212</i> | <i>347</i> | <i>529</i> | <i>666</i> | <i>427</i> | <i>1535</i> | <i>388</i> | <i>922</i> | <i>483</i> | <i>185</i> | <i>327</i> | <i>34</i> |
| D10O: It feels good to be alive | | | | | | | | | | | | | | | | | |
| 1. Disagree | 2.3 | 3.3 | 1.4 | 1.7 | 3.2 | 3.0 | 1.5 | 1.5 | 3.8 | 1.6 | 5.3 | 2.0 | 1.9 | 0.2 | 3.5 | - | |
| 2. Mostly disagree | 3.5 | 4.4 | 2.7 | 3.3 | 3.2 | 2.8 | 4.2 | 2.3 | 5.1 | 2.0 | 8.9 | 3.5 | 2.9 | 2.8 | 3.0 | 12.5 | |
| 3. Neither | 11.0 | 12.3 | 9.6 | 11.5 | 4.6 | 12.8 | 12.8 | 8.7 | 11.0 | 9.9 | 15.7 | 8.4 | 11.6 | 6.4 | 18.1 | 27.2 | |
| 4. Mostly agree | 24.5 | 25.5 | 23.7 | 26.3 | 18.1 | 27.1 | 21.9 | 25.2 | 24.5 | 24.6 | 23.8 | 23.9 | 24.7 | 24.1 | 26.8 | 22.4 | |
| 5. Agree | 58.7 | 54.5 | 62.5 | 57.2 | 70.9 | 54.3 | 59.6 | 62.4 | 55.6 | 61.9 | 46.3 | 62.2 | 58.9 | 66.5 | 48.7 | 37.9 | |
| <i>Item 23730 Subject P01, Q01</i> | <i>N</i> | <i>1967</i> | <i>856</i> | <i>1065</i> | <i>1312</i> | <i>212</i> | <i>347</i> | <i>528</i> | <i>667</i> | <i>426</i> | <i>1532</i> | <i>390</i> | <i>924</i> | <i>481</i> | <i>182</i> | <i>326</i> | <i>34</i> |
| D10P: I would like to explore strange places | | | | | | | | | | | | | | | | | |
| 1. Disagree | 5.2 | 4.5 | 6.0 | 4.3 | 8.8 | 6.2 | 4.7 | 5.4 | 4.9 | 4.2 | 9.3 | 5.7 | 5.9 | 3.6 | 3.3 | - | |
| 2. Mostly disagree | 6.9 | 5.9 | 7.7 | 7.5 | 8.4 | 7.9 | 6.3 | 8.3 | 4.9 | 6.9 | 6.7 | 8.7 | 5.6 | 7.7 | 3.9 | - | |
| 3. Neither | 16.8 | 16.6 | 16.6 | 17.6 | 15.5 | 16.3 | 19.9 | 15.7 | 14.9 | 15.9 | 19.4 | 16.2 | 17.2 | 9.2 | 20.3 | 23.7 | |
| 4. Mostly agree | 28.5 | 26.9 | 29.9 | 29.6 | 22.2 | 30.6 | 26.1 | 29.3 | 28.4 | 30.5 | 22.5 | 29.7 | 28.8 | 25.8 | 27.0 | 30.2 | |
| 5. Agree | 42.6 | 46.1 | 39.9 | 41.0 | 45.0 | 39.0 | 43.0 | 41.4 | 46.8 | 42.5 | 42.1 | 39.7 | 42.5 | 53.8 | 45.5 | 46.1 | |
| <i>Item 31080 Subject Q04</i> | <i>N</i> | <i>1967</i> | <i>854</i> | <i>1067</i> | <i>1311</i> | <i>211</i> | <i>346</i> | <i>529</i> | <i>665</i> | <i>427</i> | <i>1530</i> | <i>391</i> | <i>924</i> | <i>480</i> | <i>182</i> | <i>328</i> | <i>34</i> |
| D10Q: I like to do frightening things | | | | | | | | | | | | | | | | | |
| 1. Disagree | 20.1 | 12.8 | 26.4 | 17.0 | 40.8 | 17.5 | 17.1 | 23.0 | 21.3 | 20.3 | 18.6 | 26.9 | 17.7 | 13.6 | 9.9 | - | |
| 2. Mostly disagree | 15.9 | 11.7 | 19.5 | 16.1 | 14.3 | 23.4 | 16.2 | 12.6 | 14.4 | 16.5 | 13.8 | 15.7 | 17.7 | 19.5 | 13.0 | 4.4 | |
| 3. Neither | 22.7 | 24.1 | 21.4 | 23.2 | 19.5 | 20.4 | 22.8 | 23.8 | 22.7 | 22.9 | 21.4 | 22.3 | 23.8 | 13.8 | 27.6 | 17.1 | |
| 4. Mostly agree | 24.5 | 27.6 | 22.2 | 27.6 | 10.8 | 23.8 | 23.9 | 24.6 | 25.8 | 25.1 | 22.7 | 21.4 | 23.5 | 31.2 | 29.8 | 41.0 | |
| 5. Agree | 16.8 | 23.8 | 10.5 | 16.2 | 14.7 | 14.8 | 20.0 | 16.0 | 15.8 | 15.2 | 23.5 | 13.7 | 17.3 | 21.9 | 19.7 | 37.4 | |
| <i>Item 31090 Subject Q04</i> | <i>N</i> | <i>1965</i> | <i>855</i> | <i>1063</i> | <i>1312</i> | <i>210</i> | <i>343</i> | <i>528</i> | <i>667</i> | <i>426</i> | <i>1531</i> | <i>388</i> | <i>921</i> | <i>483</i> | <i>181</i> | <i>327</i> | <i>34</i> |
| D10R: I like new and exciting experiences, even if I have to break the rules | | | | | | | | | | | | | | | | | |
| 1. Disagree | 14.0 | 9.6 | 17.9 | 10.3 | 25.6 | 10.8 | 10.6 | 17.3 | 15.9 | 13.6 | 15.1 | 20.1 | 12.0 | 5.4 | 5.2 | - | |
| 2. Mostly disagree | 15.5 | 12.1 | 18.1 | 16.9 | 14.2 | 18.3 | 16.4 | 13.8 | 14.8 | 16.4 | 12.6 | 20.6 | 14.2 | 8.4 | 9.4 | 1.4 | |
| 3. Neither | 21.0 | 20.3 | 21.3 | 21.3 | 20.2 | 20.5 | 22.4 | 22.7 | 17.1 | 21.1 | 18.9 | 22.2 | 20.6 | 23.7 | 17.5 | 12.4 | |
| 4. Mostly agree | 28.6 | 29.1 | 28.7 | 31.7 | 22.2 | 32.0 | 26.9 | 29.2 | 27.2 | 29.9 | 25.2 | 23.0 | 29.0 | 37.4 | 40.1 | 22.3 | |
| 5. Agree | 20.8 | 28.9 | 14.0 | 19.8 | 17.8 | 18.4 | 23.7 | 16.9 | 25.1 | 19.0 | 28.2 | 14.0 | 24.2 | 25.1 | 27.9 | 64.0 | |
| <i>Item 31100 Subject Q04</i> | <i>N</i> | <i>1965</i> | <i>854</i> | <i>1064</i> | <i>1311</i> | <i>210</i> | <i>344</i> | <i>529</i> | <i>665</i> | <i>426</i> | <i>1531</i> | <i>389</i> | <i>920</i> | <i>482</i> | <i>181</i> | <i>329</i> | <i>34</i> |

| QUESTIONNAIRE FORM 6 2002 | TOTAL | SEX | | RACE | | REGION | | | | COLLEGE PLANS? | | ILLICIT DRUG USE: LIFETIME | | | | | |
|---|----------|-------------|------------|-------------|-------------|------------|------------|------------|------------|-------------------|-------------|----------------------------|------------------------|--------------|---------------|--------------------|-----------|
| | | M | F | White | Black | NE | NC | S | W | Yes | No | None | Mari- juana Only | Few Pills | More Pills | Any Her- oin | |
| <i>N (Weighted No. of Cases):</i> | 2276 | 990 | 1158 | 1417 | 261 | 445 | 574 | 757 | 499 | 1678 | 432 | 1035 | 553 | 205 | 368 | 42 | |
| <i>% of Weighted Total:</i> | 100.0 | 43.5 | 50.9 | 62.3 | 11.5 | 19.6 | 25.2 | 33.3 | 21.9 | 73.7 | 19.0 | 45.5 | 24.3 | 9.0 | 16.2 | 1.9 | |
| D10S: I prefer friends who are exciting and unpredictable | | | | | | | | | | | | | | | | | |
| 1. Disagree | 7.1 | 6.2 | 7.7 | 5.0 | 13.9 | 5.8 | 5.8 | 8.5 | 7.5 | 6.6 | 7.9 | 9.2 | 6.3 | 2.9 | 3.6 | 2.8 | |
| 2. Mostly disagree | 9.0 | 8.3 | 9.7 | 9.2 | 7.6 | 9.1 | 9.6 | 7.8 | 10.1 | 9.3 | 8.4 | 11.4 | 7.3 | 7.1 | 6.1 | 3.0 | |
| 3. Neither | 26.9 | 27.0 | 26.1 | 27.0 | 22.8 | 29.1 | 26.4 | 26.5 | 26.1 | 27.7 | 23.4 | 30.2 | 28.4 | 26.2 | 17.9 | 12.4 | |
| 4. Mostly agree | 32.6 | 32.0 | 33.8 | 34.7 | 26.4 | 34.6 | 31.0 | 33.3 | 32.0 | 33.5 | 30.2 | 29.1 | 31.6 | 40.0 | 41.3 | 26.1 | |
| 5. Agree | 24.4 | 26.5 | 22.6 | 24.1 | 29.2 | 21.3 | 27.1 | 24.0 | 24.3 | 22.8 | 30.1 | 20.0 | 26.4 | 23.8 | 31.1 | 55.8 | |
| <i>Item 31110 Subject Q04</i> | <i>N</i> | <i>1963</i> | <i>850</i> | <i>1067</i> | <i>1310</i> | <i>211</i> | <i>343</i> | <i>531</i> | <i>664</i> | <i>425</i> | <i>1530</i> | <i>389</i> | <i>921</i> | <i>483</i> | <i>181</i> | <i>325</i> | <i>34</i> |
| The different questionnaire forms used in this study emphasize different topics. In the rest of this questionnaire, we ask more about your experiences and attitudes relating to alcohol and other drugs. | | | | | | | | | | | | | | | | | |
| D11: On how many occasions (if any) have you been drunk or very high from drinking alcoholic beverages? | | | | | | | | | | | | | | | | | |
| D11A: . . . in your lifetime? | | | | | | | | | | | | | | | | | |
| 1. 0 occasions | 36.9 | 37.0 | 36.9 | 32.4 | 61.3 | 30.4 | 30.7 | 42.6 | 40.9 | 38.0 | 33.3 | 63.2 | 16.8 | 14.8 | 7.8 | 3.1 | |
| 2. 1-2 | 13.7 | 11.3 | 15.4 | 11.3 | 15.7 | 16.7 | 12.7 | 11.2 | 16.5 | 13.4 | 14.5 | 16.1 | 16.8 | 10.2 | 5.7 | - | |
| 3. 3-5 | 9.4 | 7.5 | 11.0 | 9.3 | 6.6 | 8.0 | 6.6 | 11.5 | 10.6 | 9.3 | 9.7 | 6.9 | 12.5 | 14.8 | 9.2 | 6.8 | |
| 4. 6-9 | 7.0 | 7.3 | 6.5 | 7.9 | 4.4 | 5.6 | 8.2 | 7.7 | 5.7 | 6.9 | 7.6 | 4.8 | 9.0 | 11.1 | 8.2 | 9.1 | |
| 5. 10-19 | 8.8 | 8.9 | 8.5 | 10.2 | 4.3 | 13.0 | 9.3 | 6.5 | 8.4 | 9.3 | 7.1 | 3.6 | 14.6 | 12.7 | 12.8 | 13.5 | |
| 6. 20-39 | 9.6 | 8.4 | 10.8 | 11.3 | 3.9 | 10.6 | 11.7 | 9.3 | 6.8 | 9.8 | 9.3 | 2.7 | 13.9 | 17.7 | 17.6 | 8.3 | |
| 7. 40 or more | 14.5 | 19.6 | 10.9 | 17.8 | 3.7 | 15.8 | 20.8 | 11.2 | 11.0 | 13.3 | 18.4 | 2.7 | 16.3 | 18.6 | 38.6 | 59.2 | |
| <i>Item 25020 Subject A01a</i> | <i>N</i> | <i>1964</i> | <i>852</i> | <i>1064</i> | <i>1308</i> | <i>213</i> | <i>342</i> | <i>521</i> | <i>671</i> | <i>431</i> | <i>1524</i> | <i>390</i> | <i>929</i> | <i>479</i> | <i>181</i> | <i>323</i> | <i>34</i> |
| D11B: . . . during the last 12 months? | | | | | | | | | | | | | | | | | |
| 1. 0 occasions | 47.4 | 44.0 | 49.5 | 41.8 | 69.0 | 37.7 | 43.5 | 51.3 | 53.5 | 47.7 | 47.1 | 73.6 | 30.7 | 23.7 | 14.2 | 9.9 | |
| 2. 1-2 | 16.0 | 15.4 | 16.7 | 14.8 | 16.0 | 19.8 | 13.8 | 15.2 | 17.0 | 16.2 | 14.8 | 13.6 | 19.9 | 23.6 | 14.1 | 5.5 | |
| 3. 3-5 | 9.3 | 9.5 | 8.7 | 10.1 | 5.5 | 9.4 | 8.6 | 11.1 | 7.1 | 9.4 | 7.7 | 5.2 | 13.6 | 10.4 | 13.7 | 11.7 | |
| 4. 6-9 | 8.6 | 8.4 | 9.1 | 10.3 | 2.4 | 12.5 | 7.5 | 8.0 | 7.9 | 8.7 | 8.4 | 3.7 | 10.7 | 13.5 | 15.3 | 19.0 | |
| 5. 10-19 | 7.1 | 7.2 | 7.3 | 8.4 | 1.8 | 9.7 | 10.3 | 4.0 | 6.3 | 7.5 | 6.3 | 1.6 | 13.4 | 10.7 | 11.9 | 7.5 | |
| 6. 20-39 | 5.1 | 5.9 | 4.5 | 6.4 | 2.2 | 5.3 | 5.8 | 5.2 | 3.7 | 5.4 | 4.3 | 0.8 | 6.4 | 11.3 | 10.6 | 16.8 | |
| 7. 40 or more | 6.5 | 9.7 | 4.2 | 8.2 | 3.0 | 5.5 | 10.5 | 5.3 | 4.4 | 5.1 | 11.4 | 1.6 | 5.3 | 6.7 | 20.2 | 29.7 | |
| <i>Item 25030 Subject A01b</i> | <i>N</i> | <i>1951</i> | <i>843</i> | <i>1060</i> | <i>1300</i> | <i>213</i> | <i>339</i> | <i>513</i> | <i>669</i> | <i>429</i> | <i>1516</i> | <i>387</i> | <i>924</i> | <i>476</i> | <i>181</i> | <i>319</i> | <i>34</i> |
| D11C: . . . during the last 30 days? | | | | | | | | | | | | | | | | | |
| 1. 0 occasions | 66.5 | 61.0 | 70.3 | 61.7 | 83.4 | 65.1 | 60.7 | 68.9 | 70.8 | 67.7 | 63.2 | 87.2 | 55.2 | 56.9 | 35.2 | 16.8 | |
| 2. 1-2 | 16.1 | 18.2 | 14.7 | 17.5 | 6.3 | 14.9 | 13.7 | 16.8 | 18.7 | 15.9 | 15.2 | 8.1 | 23.6 | 19.0 | 24.2 | 27.7 | |
| 3. 3-5 | 6.7 | 6.5 | 6.8 | 7.6 | 5.5 | 8.0 | 10.1 | 5.1 | 4.0 | 7.0 | 6.0 | 2.7 | 9.1 | 8.5 | 13.6 | 9.1 | |
| 4. 6-9 | 5.5 | 6.4 | 5.0 | 6.9 | 0.4 | 6.9 | 7.9 | 4.1 | 3.9 | 5.1 | 6.7 | 1.0 | 6.7 | 8.3 | 13.5 | 20.3 | |
| 5. 10-19 | 3.6 | 5.3 | 2.5 | 4.6 | 2.4 | 2.2 | 5.6 | 4.2 | 1.6 | 3.5 | 4.5 | 0.4 | 3.8 | 7.3 | 8.7 | 22.3 | |
| 6. 20-39 | 0.7 | 1.1 | 0.4 | 1.0 | 0.4 | 1.6 | 1.0 | 0.5 | 0.1 | 0.6 | 1.5 | - | 1.1 | - | 2.8 | - | |
| 7. 40 or more | 0.8 | 1.4 | 0.3 | 0.7 | 1.4 | 1.3 | 1.0 | 0.4 | 0.8 | 0.3 | 2.9 | 0.5 | 0.5 | - | 2.1 | 3.8 | |
| <i>Item 25040 Subject A01c</i> | <i>N</i> | <i>1948</i> | <i>843</i> | <i>1056</i> | <i>1295</i> | <i>213</i> | <i>340</i> | <i>511</i> | <i>667</i> | <i>429</i> | <i>1510</i> | <i>387</i> | <i>924</i> | <i>474</i> | <i>181</i> | <i>316</i> | <i>33</i> |
| D12: Steroids, or anabolic steroids, are sometimes prescribed by doctors to promote healing from certain types of injuries. Some athletes, and others, have used them to try to increase muscle development. On how many occasions (if any) have you taken steroids on your own—that is, without a doctor telling you to take them . . . | | | | | | | | | | | | | | | | | |
| D12A: . . . in your lifetime? | | | | | | | | | | | | | | | | | |
| 1. 0 occasions | 97.7 | 95.9 | 99.3 | 97.9 | 99.6 | 98.5 | 97.4 | 98.8 | 95.9 | 98.5 | 96.1 | 100.0 | 100.0 | 97.0 | 91.1 | 72.6 | |
| 2. 1-2 | 0.4 | 0.9 | 0.1 | 0.4 | 0.4 | 0.3 | 0.7 | 0.3 | 0.4 | 0.4 | 0.7 | - | - | 1.1 | 1.5 | 2.8 | |
| 3. 3-5 | 0.6 | 0.9 | 0.3 | 0.6 | - | 0.5 | 0.5 | 0.1 | 1.7 | 0.3 | 1.2 | - | - | 0.4 | 2.4 | 11.8 | |
| 4. 6-9 | 0.4 | 0.6 | 0.2 | 0.3 | - | - | 0.5 | 0.3 | 0.5 | 0.3 | 0.4 | - | - | 0.4 | 1.5 | 4.0 | |
| 5. 10-19 | 0.3 | 0.7 | - | 0.4 | - | - | 0.7 | 0.4 | - | - | 0.9 | - | - | - | 1.4 | 3.9 | |
| 6. 20-39 | 0.1 | 0.3 | * | 0.2 | - | - | * | - | 0.5 | 0.2 | - | - | - | 0.6 | 0.3 | 1.0 | |
| 7. 40 or more | 0.5 | 0.8 | 0.1 | 0.2 | - | 0.8 | 0.2 | 0.2 | 1.0 | 0.3 | 0.8 | - | - | 0.6 | 1.7 | 3.8 | |
| <i>Item 22690 Subject A01a</i> | <i>N</i> | <i>1962</i> | <i>849</i> | <i>1065</i> | <i>1301</i> | <i>216</i> | <i>342</i> | <i>515</i> | <i>673</i> | <i>433</i> | <i>1521</i> | <i>390</i> | <i>927</i> | <i>479</i> | <i>180</i> | <i>321</i> | <i>33</i> |

DESCRIPTIVE RESULTS: 2002

245

| QUESTIONNAIRE FORM 6 2002 | TOTAL | SEX | | RACE | | REGION | | | | COLLEGE PLANS? | | ILLCIT DRUG USE: LIFETIME | | | | |
|--|---------------|------|-------|-------|-------|--------|------|------|------|-------------------|------|---------------------------|------------------------|--------------|---------------|--------------------|
| | | M | F | White | Black | NE | NC | S | W | Yes | No | None | Mari- juana Only | Few Pills | More Pills | Any Her- oin |
| <i>N (Weighted No. of Cases):</i> | 2276 | 990 | 1158 | 1417 | 261 | 445 | 574 | 757 | 499 | 1678 | 432 | 1035 | 553 | 205 | 368 | 42 |
| <i>% of Weighted Total:</i> | 100.0 | 43.5 | 50.9 | 62.3 | 11.5 | 19.6 | 25.2 | 33.3 | 21.9 | 73.7 | 19.0 | 45.5 | 24.3 | 9.0 | 16.2 | 1.9 |
| D12B: . . . during the last 12 months? | | | | | | | | | | | | | | | | |
| 1. 0 occasions | 98.6 | 97.7 | 99.5 | 98.8 | 100.0 | 99.1 | 98.2 | 99.4 | 97.6 | 99.1 | 97.6 | 100.0 | 100.0 | 98.4 | 94.2 | 85.5 |
| 2. 1-2 | 0.2 | 0.3 | 0.2 | 0.2 | - | 0.1 | 0.4 | 0.1 | 0.3 | 0.3 | 0.2 | - | - | - | 1.3 | - |
| 3. 3-5 | 0.3 | 0.5 | 0.1 | 0.2 | - | - | 0.6 | - | 0.7 | - | 0.8 | - | - | - | 1.4 | 5.6 |
| 4. 6-9 | 0.3 | 0.7 | 0.1 | 0.4 | - | - | 0.5 | 0.3 | 0.5 | 0.3 | 0.5 | - | - | 0.4 | 1.5 | 4.0 |
| 5. 10-19 | 0.1 | 0.1 | * | 0.1 | - | - | * | - | 0.3 | 0.1 | - | - | - | 0.6 | - | 1.0 |
| 6. 20-39 | 0.2 | 0.3 | 0.1 | 0.2 | - | 0.8 | 0.2 | - | - | 0.1 | 0.6 | - | - | 0.6 | 0.8 | 0.5 |
| 7. 40 or more | 0.2 | 0.3 | - | - | - | - | - | 0.2 | 0.7 | 0.2 | 0.3 | - | - | - | 0.9 | 3.3 |
| <i>Item 22700 Subject A01b</i> | <i>N</i> 1962 | 849 | 1065 | 1301 | 216 | 342 | 515 | 673 | 433 | 1521 | 390 | 927 | 479 | 180 | 321 | 33 |
| D12C: . . . during the last 30 days? | | | | | | | | | | | | | | | | |
| 1. 0 occasions | 99.1 | 98.4 | 99.8 | 99.3 | 100.0 | 99.5 | 99.1 | 99.7 | 97.8 | 99.5 | 98.3 | 100.0 | 100.0 | 98.4 | 96.7 | 89.4 |
| 2. 1-2 | 0.6 | 1.1 | 0.2 | 0.5 | - | 0.3 | 0.2 | - | 2.1 | 0.4 | 0.7 | - | - | 1.5 | 2.4 | 0.9 |
| 3. 3-5 | 0.2 | 0.4 | * | 0.2 | - | - | 0.6 | 0.1 | 0.1 | 0.1 | 0.7 | - | - | 0.1 | 0.8 | 5.8 |
| 4. 6-9 | * | * | - | * | - | - | * | - | - | - | * | - | - | - | - | 0.5 |
| 5. 10-19 | * | * | - | * | - | 0.1 | - | - | - | * | - | - | - | - | 0.1 | - |
| 6. 20-39 | - | - | - | - | - | - | - | - | - | - | - | - | - | - | - | - |
| 7. 40 or more | 0.1 | - | - | - | - | - | - | 0.2 | - | - | 0.3 | - | - | - | - | 3.3 |
| <i>Item 22710 Subject A01c</i> | <i>N</i> 1961 | 849 | 1065 | 1301 | 216 | 342 | 515 | 673 | 432 | 1521 | 389 | 927 | 479 | 180 | 321 | 33 |
| D13: What methods have you used for taking steroids on your own? (Mark all that apply.) | | | | | | | | | | | | | | | | |
| A. Injection | 0.4 | 0.6 | - | 0.4 | - | - | * | 0.9 | 0.3 | 0.2 | 0.3 | - | - | 0.7 | 1.2 | 8.2 |
| B. By mouth | 1.0 | 1.8 | 0.4 | 1.2 | - | 1.0 | 1.1 | 0.6 | 1.6 | 0.7 | 1.6 | - | - | 0.7 | 4.5 | 14.0 |
| C. Haven't used steroids | 98.7 | 97.7 | 99.6 | 98.6 | 100.0 | 99.0 | 98.9 | 98.7 | 98.2 | 99.2 | 98.2 | 100.0 | 100.0 | 98.8 | 94.7 | 78.8 |
| <i>Item 23790-23800 30940 Subject A05d N</i> | 1938 | 831 | 1059 | 1290 | 214 | 338 | 507 | 671 | 422 | 1507 | 380 | 926 | 476 | 177 | 310 | 31 |
| D14: On how many occasions (if any) have you taken any drugs by injection with a needle (like heroin, cocaine, amphetamines, or steroids) . . . | | | | | | | | | | | | | | | | |
| Do NOT include anything you took under a doctor's orders. | | | | | | | | | | | | | | | | |
| D14A: . . . in your lifetime? | | | | | | | | | | | | | | | | |
| 1. 0 occasions | 98.7 | 98.6 | 98.9 | 98.8 | 99.6 | 99.5 | 98.7 | 98.8 | 97.8 | 98.8 | 98.3 | 100.0 | 100.0 | 97.7 | 98.7 | 46.5 |
| 2. 1-2 | 0.8 | 0.6 | 0.9 | 0.6 | - | 0.5 | 0.6 | 0.6 | 1.6 | 0.8 | 0.7 | - | - | 1.6 | 0.4 | 34.5 |
| 3. 3-5 | 0.1 | * | 0.2 | 0.1 | 0.4 | - | 0.4 | - | - | 0.1 | 0.2 | - | - | 0.1 | 0.3 | 3.1 |
| 4. 6-9 | 0.2 | 0.3 | - | 0.2 | - | - | 0.2 | 0.3 | 0.1 | 0.1 | 0.3 | - | - | - | 0.5 | 4.9 |
| 5. 10-19 | * | * | - | - | - | - | - | - | 0.1 | * | - | - | - | - | - | 1.0 |
| 6. 20-39 | 0.1 | 0.2 | - | 0.1 | - | - | - | - | 0.5 | 0.1 | 0.2 | - | - | 0.5 | - | 2.9 |
| 7. 40 or more | 0.1 | 0.2 | - | 0.1 | - | - | 0.1 | 0.3 | - | 0.1 | 0.3 | - | - | - | 0.1 | 7.1 |
| <i>Item 25050 Subject A01a</i> | <i>N</i> 1947 | 843 | 1058 | 1292 | 216 | 338 | 509 | 673 | 428 | 1514 | 384 | 920 | 478 | 181 | 316 | 32 |
| D14B: . . . during the last 12 months? | | | | | | | | | | | | | | | | |
| 1. 0 occasions | 99.5 | 99.2 | 99.8 | 99.4 | 100.0 | 99.9 | 99.3 | 99.4 | 99.4 | 99.6 | 99.2 | 100.0 | 100.0 | 99.5 | 99.2 | 79.2 |
| 2. 1-2 | 0.1 | 0.1 | 0.2 | 0.2 | - | 0.1 | 0.4 | - | 0.1 | 0.2 | - | - | - | - | 0.1 | 7.5 |
| 3. 3-5 | * | 0.1 | - | * | - | - | * | 0.1 | - | * | 0.1 | - | - | - | 0.1 | 0.6 |
| 4. 6-9 | 0.2 | 0.3 | - | 0.2 | - | - | 0.1 | 0.2 | 0.3 | 0.1 | 0.4 | - | - | - | 0.4 | 5.7 |
| 5. 10-19 | 0.1 | 0.2 | - | 0.2 | - | - | - | 0.1 | 0.2 | 0.1 | - | - | - | 0.5 | - | 3.1 |
| 6. 20-39 | * | * | - | * | - | - | * | - | - | - | * | - | - | - | - | 0.6 |
| 7. 40 or more | 0.1 | * | - | * | - | - | 0.1 | 0.2 | - | * | 0.3 | - | - | - | 0.1 | 3.4 |
| <i>Item 25060 Subject A01b</i> | <i>N</i> 1949 | 843 | 1060 | 1294 | 216 | 338 | 509 | 674 | 428 | 1516 | 384 | 920 | 478 | 181 | 318 | 32 |
| D14C: . . . during the last 30 days? | | | | | | | | | | | | | | | | |
| 1. 0 occasions | 99.6 | 99.4 | 100.0 | 99.6 | 100.0 | 100.0 | 99.6 | 99.6 | 99.5 | 99.8 | 98.9 | 100.0 | 100.0 | 99.5 | 99.7 | 84.5 |
| 2. 1-2 | 0.1 | 0.3 | - | 0.2 | - | - | - | 0.1 | 0.5 | 0.1 | 0.4 | - | - | 0.5 | 0.1 | 2.8 |
| 3. 3-5 | * | * | - | - | - | - | - | - | 0.1 | * | - | - | - | - | - | 0.9 |
| 4. 6-9 | 0.1 | 0.1 | - | 0.1 | - | - | 0.1 | 0.1 | - | 0.1 | 0.2 | - | - | - | - | 5.3 |
| 5. 10-19 | 0.1 | 0.1 | - | 0.1 | - | - | 0.2 | - | - | - | 0.3 | - | - | - | - | 3.1 |
| 6. 20-39 | - | - | - | - | - | - | - | - | - | - | - | - | - | - | - | - |
| 7. 40 or more | 0.1 | * | - | * | - | - | 0.1 | 0.2 | - | * | 0.3 | - | - | - | 0.1 | 3.3 |
| <i>Item 25070 Subject A01c</i> | <i>N</i> 1950 | 844 | 1060 | 1295 | 216 | 338 | 510 | 674 | 428 | 1516 | 385 | 920 | 478 | 181 | 318 | 33 |

*=less than .05 percent.

| QUESTIONNAIRE FORM 6 2002 | TOTAL | SEX | | RACE | | REGION | | | | COLLEGE PLANS? | | ILLICIT DRUG USE: LIFETIME | | | | | |
|---|----------|-------------|------------|-------------|-------------|------------|------------|------------|------------|-------------------|-------------|----------------------------|------------------------|--------------|---------------|--------------------|-----------|
| | | M | F | White | Black | NE | NC | S | W | Yes | No | None | Mari- juana Only | Few Pills | More Pills | Any Her- oin | |
| <i>N (Weighted No. of Cases):</i> | 2276 | 990 | 1158 | 1417 | 261 | 445 | 574 | 757 | 499 | 1678 | 432 | 1035 | 553 | 205 | 368 | 42 | |
| <i>% of Weighted Total:</i> | 100.0 | 43.5 | 50.9 | 62.3 | 11.5 | 19.6 | 25.2 | 33.3 | 21.9 | 73.7 | 19.0 | 45.5 | 24.3 | 9.0 | 16.2 | 1.9 | |
| D15: When (if ever) did you FIRST inject any drug with a needle (without doctor's orders) | | | | | | | | | | | | | | | | | |
| 8. Never | 98.5 | 98.0 | 99.0 | 98.4 | 100.0 | 99.6 | 97.9 | 99.0 | 97.8 | 98.6 | 98.1 | 100.0 | 100.0 | 97.5 | 98.2 | 47.0 | |
| 1. Grade 6 or below | 0.1 | 0.1 | * | 0.1 | - | - | 0.2 | 0.2 | - | 0.1 | 0.3 | - | - | - | 0.1 | 5.2 | |
| 2. Grade 7 | 0.1 | 0.2 | - | 0.1 | - | - | 0.1 | - | 0.3 | * | 0.2 | - | - | - | 0.1 | 3.7 | |
| 3. Grade 8 | 0.2 | - | 0.3 | 0.3 | - | - | 0.2 | - | 0.6 | 0.2 | - | - | - | - | - | 10.4 | |
| 4. Grade 9 | 0.5 | 0.6 | 0.4 | 0.3 | - | 0.4 | * | 0.5 | 0.9 | 0.5 | 0.4 | - | - | 1.9 | - | 15.5 | |
| 5. Grade 10 | 0.2 | 0.3 | 0.1 | 0.3 | - | - | 0.3 | 0.3 | - | 0.1 | 0.5 | - | - | - | 0.4 | 7.4 | |
| 6. Grade 11 | 0.1 | - | 0.1 | 0.1 | - | - | 0.3 | - | - | 0.1 | - | - | - | - | - | 3.8 | |
| 7. Grade 12 | 0.4 | 0.8 | 0.1 | 0.4 | - | - | 1.1 | - | 0.4 | 0.4 | 0.4 | - | - | 0.6 | 1.2 | 7.2 | |
| <i>Item 25680 Subject A01g</i> | <i>N</i> | <i>1941</i> | <i>838</i> | <i>1057</i> | <i>1290</i> | <i>215</i> | <i>340</i> | <i>510</i> | <i>669</i> | <i>422</i> | <i>1512</i> | <i>381</i> | <i>916</i> | <i>475</i> | <i>182</i> | <i>312</i> | <i>34</i> |
| D16: When (if ever) did you FIRST do each of the following things? Don't count anything you took because a doctor told you to. | | | | | | | | | | | | | | | | | |
| D16A: Smoke your first cigarette | | | | | | | | | | | | | | | | | |
| 8. Never | 44.5 | 45.2 | 44.0 | 39.2 | 60.3 | 46.7 | 37.3 | 43.8 | 52.6 | 48.7 | 29.4 | 73.3 | 24.0 | 22.3 | 10.7 | - | |
| 1. Grade 6 or below | 12.7 | 12.9 | 12.6 | 13.9 | 7.2 | 8.8 | 19.5 | 11.3 | 9.9 | 11.2 | 19.4 | 5.6 | 17.3 | 16.1 | 21.1 | 34.4 | |
| 2. Grade 7 | 11.5 | 10.8 | 11.9 | 13.4 | 8.3 | 13.2 | 11.5 | 11.5 | 9.9 | 10.7 | 12.4 | 5.5 | 15.3 | 18.4 | 17.2 | 30.8 | |
| 3. Grade 8 | 10.1 | 9.8 | 10.5 | 12.5 | 5.4 | 10.8 | 9.7 | 12.9 | 5.7 | 9.3 | 13.3 | 4.3 | 11.9 | 14.4 | 22.1 | 14.2 | |
| 4. Grade 9 (Freshman) | 9.5 | 10.1 | 9.1 | 9.7 | 10.5 | 9.6 | 11.5 | 8.4 | 8.9 | 8.2 | 15.5 | 4.4 | 13.7 | 15.6 | 14.1 | 9.9 | |
| 5. Grade 10 (Sophomore) | 5.3 | 3.4 | 6.8 | 5.4 | 3.7 | 4.6 | 5.2 | 5.6 | 5.6 | 5.8 | 2.7 | 2.8 | 9.1 | 5.0 | 7.4 | 2.0 | |
| 6. Grade 11 (Junior) | 4.3 | 5.6 | 3.3 | 4.2 | 3.8 | 4.9 | 2.4 | 4.8 | 5.1 | 4.2 | 4.7 | 2.6 | 5.6 | 6.2 | 6.9 | - | |
| 7. Grade 12 (Senior) | 2.1 | 2.2 | 1.8 | 1.8 | 0.9 | 1.2 | 3.0 | 1.7 | 2.3 | 1.9 | 2.5 | 1.6 | 3.3 | 2.0 | 0.5 | 8.7 | |
| <i>Item 5575 Subject A01g</i> | <i>N</i> | <i>1854</i> | <i>794</i> | <i>1017</i> | <i>1248</i> | <i>198</i> | <i>319</i> | <i>490</i> | <i>647</i> | <i>399</i> | <i>1454</i> | <i>355</i> | <i>877</i> | <i>446</i> | <i>171</i> | <i>309</i> | <i>34</i> |
| D16B: Smoke cigarettes on a daily basis | | | | | | | | | | | | | | | | | |
| 8. Never | 74.4 | 76.3 | 73.0 | 68.8 | 89.4 | 77.6 | 62.3 | 74.4 | 86.9 | 77.6 | 62.6 | 95.5 | 66.2 | 61.0 | 39.8 | 13.5 | |
| 1. Grade 6 or below | 1.1 | 1.1 | 1.1 | 1.2 | 0.2 | 0.6 | 1.8 | 0.9 | 0.8 | 0.8 | 2.1 | 0.2 | 1.8 | 1.0 | 2.5 | 0.6 | |
| 2. Grade 7 | 1.7 | 1.6 | 1.7 | 2.2 | 1.1 | 2.0 | 2.6 | 1.7 | 0.4 | 1.8 | 1.6 | - | 3.0 | 2.1 | 4.7 | 1.0 | |
| 3. Grade 8 | 3.6 | 2.9 | 4.2 | 4.4 | 1.9 | 5.6 | 4.0 | 4.0 | 1.0 | 2.9 | 6.7 | 0.5 | 5.1 | 2.3 | 8.2 | 34.8 | |
| 4. Grade 9 (Freshman) | 5.9 | 5.3 | 6.4 | 7.2 | 2.4 | 5.8 | 10.0 | 5.2 | 2.2 | 5.2 | 9.5 | 0.8 | 6.6 | 11.6 | 15.0 | 15.1 | |
| 5. Grade 10 (Sophomore) | 5.2 | 5.3 | 5.2 | 6.4 | 0.2 | 3.8 | 7.7 | 4.9 | 4.0 | 4.6 | 6.4 | 0.9 | 5.7 | 8.5 | 12.9 | 21.1 | |
| 6. Grade 11 (Junior) | 5.3 | 5.6 | 5.3 | 6.6 | 2.6 | 4.0 | 6.6 | 6.4 | 3.1 | 4.6 | 8.9 | 1.3 | 6.2 | 11.1 | 12.4 | 8.3 | |
| 7. Grade 12 (Senior) | 2.7 | 1.9 | 3.2 | 3.3 | 2.2 | 0.7 | 5.1 | 2.6 | 1.5 | 2.7 | 2.2 | 0.7 | 5.4 | 2.5 | 4.4 | 5.5 | |
| <i>Item 5570 Subject A01g</i> | <i>N</i> | <i>1895</i> | <i>815</i> | <i>1036</i> | <i>1274</i> | <i>204</i> | <i>331</i> | <i>507</i> | <i>654</i> | <i>403</i> | <i>1480</i> | <i>368</i> | <i>902</i> | <i>456</i> | <i>174</i> | <i>315</i> | <i>31</i> |
| D16C: Try smokeless tobacco (snuff, plug or chewing tobacco) | | | | | | | | | | | | | | | | | |
| 8. Never | 82.0 | 70.4 | 91.4 | 76.9 | 97.6 | 86.7 | 79.0 | 79.2 | 86.4 | 85.1 | 71.2 | 92.7 | 78.3 | 75.8 | 62.9 | 54.0 | |
| 1. Grade 6 or below | 2.7 | 5.0 | 0.7 | 3.3 | 1.9 | 1.4 | 4.4 | 2.2 | 2.2 | 1.5 | 5.9 | 1.1 | 2.9 | 0.9 | 7.0 | 7.1 | |
| 2. Grade 7 | 1.5 | 2.6 | 0.5 | 2.0 | - | 0.2 | 2.0 | 1.8 | 1.3 | 1.2 | 2.7 | 0.5 | 1.8 | 3.2 | 2.3 | 6.0 | |
| 3. Grade 8 | 2.3 | 3.4 | 1.5 | 3.0 | - | 2.5 | 1.8 | 4.0 | 0.1 | 1.9 | 3.8 | 0.3 | 3.5 | 3.4 | 5.4 | 5.5 | |
| 4. Grade 9 (Freshman) | 3.7 | 6.0 | 2.0 | 4.6 | - | 3.1 | 4.4 | 3.1 | 4.3 | 3.3 | 5.7 | 1.4 | 3.6 | 6.5 | 7.6 | 13.7 | |
| 5. Grade 10 (Sophomore) | 3.3 | 5.1 | 1.7 | 4.9 | - | 1.8 | 4.4 | 3.5 | 2.9 | 3.3 | 3.7 | 1.0 | 4.9 | 5.2 | 6.0 | 9.3 | |
| 6. Grade 11 (Junior) | 2.4 | 4.1 | 1.1 | 3.0 | 0.4 | 2.1 | 2.5 | 3.0 | 1.6 | 2.0 | 3.7 | 1.3 | 3.0 | 1.6 | 5.5 | - | |
| 7. Grade 12 (Senior) | 2.1 | 3.4 | 1.0 | 2.4 | 0.1 | 2.1 | 1.5 | 3.1 | 1.2 | 1.8 | 3.3 | 1.6 | 1.8 | 3.4 | 3.2 | 4.5 | |
| <i>Item 5576 Subject A01g</i> | <i>N</i> | <i>1946</i> | <i>843</i> | <i>1056</i> | <i>1295</i> | <i>209</i> | <i>333</i> | <i>515</i> | <i>673</i> | <i>425</i> | <i>1511</i> | <i>385</i> | <i>913</i> | <i>477</i> | <i>179</i> | <i>323</i> | <i>31</i> |
| D17: In the future, do you think that you will . . . | | | | | | | | | | | | | | | | | |
| D17A: Smoke cigarettes? | | | | | | | | | | | | | | | | | |
| 1. Definitely will | 3.7 | 4.7 | 2.5 | 3.7 | 1.4 | 4.0 | 3.2 | 2.8 | 5.3 | 2.7 | 7.2 | 2.7 | 2.3 | 2.4 | 8.7 | 2.7 | |
| 2. Probably will | 9.7 | 7.4 | 11.5 | 10.4 | 5.5 | 8.6 | 14.2 | 8.9 | 6.3 | 7.6 | 17.7 | 2.4 | 9.1 | 17.4 | 19.9 | 77.2 | |
| 3. Don't know | 9.2 | 9.4 | 9.2 | 9.7 | 7.8 | 8.7 | 10.5 | 9.9 | 7.2 | 7.9 | 12.0 | 3.5 | 10.4 | 14.3 | 20.1 | 4.4 | |
| 4. Probably won't | 15.0 | 14.1 | 15.6 | 15.7 | 12.7 | 14.2 | 16.3 | 18.4 | 8.5 | 15.5 | 13.7 | 11.3 | 22.6 | 9.3 | 17.8 | 4.4 | |
| 5. Definitely won't | 62.4 | 64.4 | 61.2 | 60.4 | 72.7 | 64.6 | 55.8 | 60.0 | 72.7 | 66.3 | 49.3 | 80.1 | 55.6 | 56.6 | 33.4 | 11.3 | |
| <i>Item 24440 Subject A04a</i> | <i>N</i> | <i>1951</i> | <i>849</i> | <i>1053</i> | <i>1298</i> | <i>213</i> | <i>333</i> | <i>518</i> | <i>672</i> | <i>428</i> | <i>1514</i> | <i>388</i> | <i>916</i> | <i>476</i> | <i>181</i> | <i>323</i> | <i>34</i> |
| D17B: Drink alcoholic beverages? | | | | | | | | | | | | | | | | | |
| 1. Definitely will | 22.9 | 27.0 | 19.9 | 25.4 | 12.6 | 28.0 | 24.6 | 18.3 | 24.0 | 23.3 | 20.3 | 14.6 | 25.7 | 30.4 | 35.9 | 41.6 | |
| 2. Probably will | 37.6 | 32.4 | 42.0 | 38.4 | 26.6 | 39.1 | 41.0 | 34.9 | 36.6 | 37.3 | 39.4 | 30.8 | 41.1 | 48.4 | 45.4 | 43.0 | |
| 3. Don't know | 15.8 | 15.5 | 15.8 | 14.3 | 26.3 | 16.1 | 15.6 | 18.0 | 12.4 | 15.1 | 18.6 | 16.7 | 18.7 | 15.0 | 9.7 | 7.6 | |
| 4. Probably won't | 7.7 | 7.2 | 7.9 | 7.7 | 10.7 | 7.9 | 7.4 | 8.1 | 7.1 | 7.2 | 9.2 | 10.1 | 7.0 | 3.0 | 4.8 | 1.4 | |
| 5. Definitely won't | 16.1 | 17.9 | 14.3 | 14.2 | 23.8 | 9.0 | 11.4 | 20.7 | 19.9 | 17.1 | 12.4 | 27.9 | 7.5 | 3.1 | 4.3 | 6.3 | |
| <i>Item 24450 Subject A04a</i> | <i>N</i> | <i>1948</i> | <i>846</i> | <i>1054</i> | <i>1296</i> | <i>212</i> | <i>330</i> | <i>517</i> | <i>673</i> | <i>428</i> | <i>1512</i> | <i>387</i> | <i>914</i> | <i>475</i> | <i>181</i> | <i>324</i> | <i>34</i> |

* = less than .05 percent.

DESCRIPTIVE RESULTS: 2002

247

| QUESTIONNAIRE FORM 6 2002 | TOTAL | SEX | | RACE | | REGION | | | | COLLEGE PLANS? | | ILLICIT DRUG USE: LIFETIME | | | | |
|--|---------------|------|------|-------|-------|--------|------|------|------|-------------------|------|----------------------------|------------------------|--------------|---------------|--------------------|
| | | M | F | White | Black | NE | NC | S | W | Yes | No | None | Mari- juana Only | Few Pills | More Pills | Any Her- oin |
| <i>N (Weighted No. of Cases):</i> | 2276 | 990 | 1158 | 1417 | 261 | 445 | 574 | 757 | 499 | 1678 | 432 | 1035 | 553 | 205 | 368 | 42 |
| <i>% of Weighted Total:</i> | 100.0 | 43.5 | 50.9 | 62.3 | 11.5 | 19.6 | 25.2 | 33.3 | 21.9 | 73.7 | 19.0 | 45.5 | 24.3 | 9.0 | 16.2 | 1.9 |
| D17C: Try or use marijuana? | | | | | | | | | | | | | | | | |
| 1. Definitely will | 8.0 | 10.2 | 5.8 | 8.8 | 5.3 | 10.8 | 7.7 | 5.8 | 9.6 | 6.7 | 11.8 | 2.6 | 8.4 | 8.6 | 19.3 | 28.7 |
| 2. Probably will | 13.5 | 15.9 | 11.7 | 13.1 | 9.7 | 15.7 | 12.9 | 11.8 | 15.0 | 13.0 | 17.1 | 1.7 | 21.7 | 24.1 | 28.0 | 27.4 |
| 3. Don't know | 13.0 | 13.2 | 13.1 | 13.0 | 16.4 | 13.7 | 11.2 | 13.5 | 13.8 | 13.0 | 10.9 | 5.0 | 18.8 | 21.6 | 20.6 | 20.2 |
| 4. Probably won't | 12.7 | 13.0 | 12.4 | 13.5 | 8.7 | 11.5 | 15.5 | 11.8 | 11.7 | 12.7 | 13.6 | 12.2 | 18.7 | 12.1 | 5.0 | 8.7 |
| 5. Definitely won't | 52.8 | 47.7 | 56.9 | 51.6 | 59.9 | 48.3 | 52.7 | 57.0 | 49.8 | 54.6 | 46.5 | 78.4 | 32.4 | 33.6 | 27.0 | 15.0 |
| <i>Item 24460 Subject A04a</i> | <i>N</i> 1947 | 845 | 1054 | 1295 | 212 | 331 | 517 | 672 | 428 | 1510 | 387 | 914 | 474 | 181 | 322 | 34 |
| D17D: Try or use "crack" cocaine? | | | | | | | | | | | | | | | | |
| 1. Definitely will | 2.2 | 2.9 | 1.6 | 1.9 | 1.8 | 2.1 | 1.5 | 1.8 | 3.7 | 1.9 | 3.3 | 2.3 | 1.8 | 0.9 | 2.3 | 6.6 |
| 2. Probably will | 1.3 | 1.3 | 1.0 | 1.1 | - | 1.3 | 1.8 | 1.2 | 0.8 | 0.9 | 2.7 | 0.3 | 0.2 | 2.8 | 4.3 | 7.2 |
| 3. Don't know | 2.8 | 4.1 | 1.9 | 2.3 | 2.3 | 3.4 | 2.5 | 2.1 | 3.9 | 2.1 | 5.6 | 1.2 | 1.9 | 4.1 | 5.3 | 18.7 |
| 4. Probably won't | 4.7 | 5.4 | 3.9 | 5.3 | 1.1 | 6.4 | 6.9 | 2.9 | 3.8 | 4.1 | 6.7 | 2.8 | 2.6 | 3.7 | 11.4 | 25.4 |
| 5. Definitely won't | 88.9 | 86.3 | 91.6 | 89.4 | 94.8 | 86.8 | 87.2 | 92.0 | 87.8 | 91.0 | 81.7 | 93.3 | 93.5 | 88.4 | 76.8 | 42.1 |
| <i>Item 24470 Subject A04a</i> | <i>N</i> 1946 | 842 | 1055 | 1292 | 213 | 331 | 515 | 672 | 428 | 1512 | 384 | 913 | 473 | 181 | 325 | 34 |
| D17E: Try or use cocaine in powder form? | | | | | | | | | | | | | | | | |
| 1. Definitely will | 2.4 | 3.3 | 1.5 | 2.2 | 1.8 | 2.6 | 2.0 | 1.9 | 3.4 | 1.9 | 3.9 | 2.2 | 2.0 | 0.3 | 3.3 | 10.4 |
| 2. Probably will | 1.7 | 1.5 | 1.7 | 2.1 | - | 2.0 | 1.5 | 2.1 | 1.3 | 1.3 | 3.8 | 0.3 | * | 2.5 | 4.5 | 34.5 |
| 3. Don't know | 3.6 | 5.4 | 2.3 | 3.1 | 2.3 | 4.1 | 4.4 | 2.4 | 4.2 | 2.7 | 7.2 | 1.1 | 2.2 | 6.4 | 8.0 | 22.0 |
| 4. Probably won't | 4.7 | 5.3 | 4.1 | 5.6 | 1.1 | 6.2 | 7.8 | 2.7 | 2.9 | 4.6 | 4.7 | 2.7 | 2.3 | 3.9 | 14.1 | 4.2 |
| 5. Definitely won't | 87.6 | 84.5 | 90.3 | 87.1 | 94.8 | 85.1 | 84.3 | 90.9 | 88.3 | 89.5 | 80.4 | 93.7 | 93.5 | 86.8 | 70.2 | 28.9 |
| <i>Item 24480 Subject A04a</i> | <i>N</i> 1948 | 846 | 1054 | 1296 | 213 | 331 | 518 | 671 | 427 | 1513 | 386 | 912 | 476 | 181 | 324 | 34 |
| D17F: Try or use any other illegal drugs? | | | | | | | | | | | | | | | | |
| 1. Definitely will | 3.8 | 5.0 | 2.7 | 4.0 | 1.8 | 5.0 | 3.0 | 3.6 | 4.3 | 2.8 | 7.4 | 2.3 | 2.2 | 2.7 | 8.5 | 25.2 |
| 2. Probably will | 4.1 | 4.3 | 3.6 | 3.9 | 3.1 | 5.3 | 4.7 | 2.5 | 4.7 | 3.8 | 4.3 | 0.7 | 2.1 | 8.9 | 9.6 | 45.7 |
| 3. Don't know | 6.6 | 6.7 | 6.8 | 6.3 | 2.4 | 6.0 | 7.7 | 4.4 | 9.4 | 6.0 | 9.2 | 1.5 | 6.2 | 9.5 | 18.5 | 14.3 |
| 4. Probably won't | 5.4 | 6.5 | 4.3 | 6.3 | 0.7 | 5.6 | 8.7 | 4.2 | 2.9 | 5.2 | 6.3 | 3.6 | 4.8 | 5.2 | 11.7 | - |
| 5. Definitely won't | 80.1 | 77.5 | 82.6 | 79.5 | 92.0 | 78.0 | 75.9 | 85.2 | 78.7 | 82.2 | 72.7 | 91.9 | 84.7 | 73.7 | 51.8 | 14.8 |
| <i>Item 24490 Subject A04a</i> | <i>N</i> 1949 | 846 | 1054 | 1296 | 213 | 331 | 517 | 672 | 428 | 1514 | 384 | 914 | 476 | 181 | 323 | 34 |
| D18: How do you think your CLOSE FRIENDS feel (or would feel) about YOU doing each of the following things? | | | | | | | | | | | | | | | | |
| D18A: Smoking cigarettes occasionally | | | | | | | | | | | | | | | | |
| 1. Don't disapprove | 38.1 | 40.0 | 36.0 | 42.8 | 22.1 | 38.2 | 45.6 | 39.4 | 26.8 | 35.7 | 47.2 | 22.5 | 43.1 | 55.3 | 59.0 | 77.5 |
| 2. Disapprove | 32.4 | 31.5 | 33.4 | 32.2 | 34.9 | 33.0 | 30.1 | 31.0 | 37.0 | 32.9 | 29.7 | 34.4 | 34.6 | 27.0 | 29.5 | 17.5 |
| 3. Strongly disapprove | 29.5 | 28.5 | 30.6 | 25.0 | 42.9 | 28.9 | 24.3 | 29.6 | 36.2 | 31.4 | 23.1 | 43.1 | 22.3 | 17.7 | 11.5 | 5.0 |
| <i>Item 30380 Subject A12b</i> | <i>N</i> 1947 | 845 | 1054 | 1295 | 211 | 328 | 518 | 671 | 430 | 1511 | 387 | 912 | 473 | 182 | 325 | 34 |
| D18B: Smoking cigarettes every day | | | | | | | | | | | | | | | | |
| 1. Don't disapprove | 26.7 | 28.6 | 24.7 | 30.5 | 14.8 | 26.4 | 36.0 | 26.1 | 16.5 | 23.6 | 38.5 | 15.1 | 29.4 | 36.9 | 44.9 | 50.5 |
| 2. Disapprove | 28.6 | 28.9 | 28.0 | 28.2 | 33.7 | 29.4 | 26.6 | 32.2 | 25.0 | 29.0 | 25.1 | 26.9 | 31.0 | 30.4 | 28.6 | 44.5 |
| 3. Strongly disapprove | 44.7 | 42.5 | 47.3 | 41.3 | 51.6 | 44.2 | 37.4 | 41.7 | 58.5 | 47.5 | 36.4 | 58.0 | 39.6 | 32.7 | 26.5 | 5.0 |
| <i>Item 30390 Subject A12b</i> | <i>N</i> 1941 | 841 | 1053 | 1293 | 211 | 328 | 516 | 668 | 429 | 1511 | 382 | 910 | 472 | 181 | 325 | 34 |
| D18C: Smoking one or more packs of cigarettes per day | | | | | | | | | | | | | | | | |
| 1. Don't disapprove | 18.3 | 21.6 | 15.1 | 20.9 | 9.5 | 19.0 | 23.9 | 18.2 | 11.0 | 15.6 | 29.8 | 10.8 | 17.7 | 27.8 | 30.4 | 39.1 |
| 2. Disapprove | 27.8 | 28.4 | 27.3 | 28.4 | 28.9 | 27.8 | 31.9 | 26.8 | 24.6 | 27.1 | 28.1 | 23.3 | 34.0 | 25.8 | 32.5 | 37.2 |
| 3. Strongly disapprove | 53.9 | 50.1 | 57.6 | 50.6 | 61.6 | 53.2 | 44.2 | 55.0 | 64.4 | 57.2 | 42.2 | 65.9 | 48.3 | 46.3 | 37.1 | 23.7 |
| <i>Item 11470 Subject A12b</i> | <i>N</i> 1940 | 840 | 1052 | 1293 | 210 | 327 | 516 | 669 | 428 | 1508 | 383 | 908 | 473 | 181 | 323 | 34 |
| D18D: Using smokeless tobacco occasionally | | | | | | | | | | | | | | | | |
| 1. Don't disapprove | 20.9 | 31.1 | 12.3 | 24.6 | 8.0 | 19.0 | 25.6 | 20.4 | 17.4 | 18.6 | 29.6 | 13.3 | 22.8 | 32.1 | 30.2 | 27.7 |
| 2. Disapprove | 33.5 | 34.4 | 33.0 | 33.5 | 32.9 | 38.0 | 33.4 | 33.5 | 30.1 | 33.7 | 30.2 | 30.9 | 35.9 | 33.8 | 36.0 | 47.0 |
| 3. Strongly disapprove | 45.6 | 34.4 | 54.7 | 41.9 | 59.2 | 42.9 | 41.0 | 46.1 | 52.6 | 47.6 | 40.2 | 55.8 | 41.2 | 34.0 | 33.9 | 25.3 |
| <i>Item 30400 Subject A12b</i> | <i>N</i> 1938 | 841 | 1049 | 1294 | 210 | 327 | 517 | 668 | 426 | 1505 | 384 | 904 | 473 | 181 | 324 | 34 |

*=less than .05 percent.

| QUESTIONNAIRE FORM 6 2002 | TOTAL | SEX | | RACE | | REGION | | | | COLLEGE PLANS? | | ILLICIT DRUG USE: LIFETIME | | | | |
|--|---------------|------------|-------------|-------------|------------|------------|------------|------------|------------|-------------------|------------|----------------------------|------------------------|--------------|---------------|--------------------|
| | | M | F | White | Black | NE | NC | S | W | Yes | No | None | Mari- juana Only | Few Pills | More Pills | Any Her- oin |
| <i>N (Weighted No. of Cases):</i> | 2276 | 990 | 1158 | 1417 | 261 | 445 | 574 | 757 | 499 | 1678 | 432 | 1035 | 553 | 205 | 368 | 42 |
| <i>% of Weighted Total:</i> | 100.0 | 43.5 | 50.9 | 62.3 | 11.5 | 19.6 | 25.2 | 33.3 | 21.9 | 73.7 | 19.0 | 45.5 | 24.3 | 9.0 | 16.2 | 1.9 |
| D18E: Using smokeless tobacco every day | | | | | | | | | | | | | | | | |
| 1. Don't disapprove | 17.6 | 26.8 | 10.0 | 20.6 | 8.4 | 17.3 | 21.1 | 17.1 | 14.6 | 14.7 | 28.6 | 11.9 | 18.5 | 25.7 | 24.4 | 26.7 |
| 2. Disapprove | 29.1 | 31.6 | 27.0 | 28.9 | 31.3 | 30.5 | 30.4 | 30.4 | 24.2 | 29.7 | 24.2 | 25.3 | 33.2 | 30.3 | 33.0 | 29.8 |
| 3. Strongly disapprove | 53.3 | 41.6 | 63.0 | 50.5 | 60.3 | 52.2 | 48.4 | 52.5 | 61.2 | 55.6 | 47.3 | 62.8 | 48.2 | 44.0 | 42.5 | 43.5 |
| <i>Item 30410 Subject A12b</i> | <i>N 1938</i> | <i>839</i> | <i>1052</i> | <i>1292</i> | <i>211</i> | <i>327</i> | <i>516</i> | <i>668</i> | <i>426</i> | <i>1506</i> | <i>383</i> | <i>905</i> | <i>473</i> | <i>180</i> | <i>324</i> | <i>34</i> |
| D18F: Using smokeless tobacco several times per day | | | | | | | | | | | | | | | | |
| 1. Don't disapprove | 16.4 | 25.0 | 9.3 | 18.8 | 8.2 | 14.4 | 18.7 | 16.4 | 15.3 | 13.4 | 27.6 | 10.8 | 17.0 | 24.4 | 23.0 | 30.3 |
| 2. Disapprove | 25.9 | 29.4 | 22.8 | 26.1 | 25.5 | 28.8 | 28.8 | 25.3 | 21.1 | 26.0 | 24.1 | 22.6 | 31.3 | 23.7 | 28.5 | 27.6 |
| 3. Strongly disapprove | 57.7 | 45.6 | 67.9 | 55.2 | 66.3 | 56.8 | 52.5 | 58.3 | 63.6 | 60.6 | 48.3 | 66.7 | 51.7 | 52.0 | 48.4 | 42.1 |
| <i>Item 30420 Subject A12b</i> | <i>N 1934</i> | <i>840</i> | <i>1047</i> | <i>1291</i> | <i>211</i> | <i>324</i> | <i>515</i> | <i>670</i> | <i>425</i> | <i>1504</i> | <i>381</i> | <i>906</i> | <i>471</i> | <i>181</i> | <i>321</i> | <i>34</i> |
| D18G: Trying marijuana once or twice | | | | | | | | | | | | | | | | |
| 1. Don't disapprove | 42.5 | 46.1 | 39.5 | 44.3 | 36.4 | 48.7 | 45.7 | 36.6 | 43.2 | 41.7 | 45.5 | 20.7 | 54.6 | 67.4 | 67.6 | 70.7 |
| 2. Disapprove | 23.6 | 26.5 | 21.5 | 24.1 | 24.4 | 23.6 | 21.8 | 24.6 | 24.4 | 24.4 | 21.7 | 24.0 | 27.4 | 18.7 | 20.8 | 16.2 |
| 3. Strongly disapprove | 33.9 | 27.4 | 39.0 | 31.6 | 39.2 | 27.8 | 32.5 | 38.8 | 32.4 | 34.0 | 32.8 | 55.2 | 18.0 | 14.0 | 11.6 | 13.2 |
| <i>Item 11480 Subject A12b</i> | <i>N 1936</i> | <i>840</i> | <i>1049</i> | <i>1290</i> | <i>211</i> | <i>324</i> | <i>516</i> | <i>670</i> | <i>427</i> | <i>1507</i> | <i>381</i> | <i>905</i> | <i>472</i> | <i>181</i> | <i>323</i> | <i>34</i> |
| D18H: Smoking marijuana occasionally | | | | | | | | | | | | | | | | |
| 1. Don't disapprove | 32.9 | 37.8 | 28.9 | 34.7 | 28.4 | 40.5 | 35.8 | 27.5 | 32.0 | 30.7 | 40.3 | 13.7 | 39.4 | 52.1 | 61.1 | 66.1 |
| 2. Disapprove | 24.1 | 25.7 | 22.9 | 23.4 | 25.5 | 23.7 | 22.1 | 23.9 | 27.1 | 24.9 | 21.5 | 22.1 | 31.8 | 23.3 | 20.4 | 16.8 |
| 3. Strongly disapprove | 43.0 | 36.6 | 48.3 | 41.9 | 46.1 | 35.8 | 42.1 | 48.6 | 41.0 | 44.4 | 38.2 | 64.1 | 28.8 | 24.6 | 18.5 | 17.1 |
| <i>Item 11490 Subject A12b</i> | <i>N 1934</i> | <i>838</i> | <i>1049</i> | <i>1289</i> | <i>209</i> | <i>324</i> | <i>515</i> | <i>667</i> | <i>427</i> | <i>1504</i> | <i>381</i> | <i>908</i> | <i>469</i> | <i>180</i> | <i>322</i> | <i>34</i> |
| D18I: Smoking marijuana regularly | | | | | | | | | | | | | | | | |
| 1. Don't disapprove | 21.2 | 27.7 | 15.8 | 21.3 | 21.9 | 22.5 | 24.4 | 19.7 | 18.8 | 18.8 | 30.8 | 8.4 | 22.6 | 35.1 | 42.2 | 50.0 |
| 2. Disapprove | 24.7 | 25.1 | 24.5 | 24.4 | 26.0 | 31.2 | 23.5 | 21.6 | 25.9 | 24.5 | 24.7 | 19.6 | 32.3 | 28.4 | 26.4 | 27.4 |
| 3. Strongly disapprove | 54.1 | 47.2 | 59.7 | 54.3 | 52.1 | 46.3 | 52.1 | 58.6 | 55.3 | 56.7 | 44.5 | 72.0 | 45.0 | 36.5 | 31.5 | 22.6 |
| <i>Item 11500 Subject A12b</i> | <i>N 1930</i> | <i>834</i> | <i>1050</i> | <i>1286</i> | <i>210</i> | <i>322</i> | <i>514</i> | <i>668</i> | <i>426</i> | <i>1500</i> | <i>381</i> | <i>905</i> | <i>469</i> | <i>181</i> | <i>321</i> | <i>34</i> |
| D18J: Trying "crack" cocaine once or twice | | | | | | | | | | | | | | | | |
| 1. Don't disapprove | 6.9 | 9.3 | 4.3 | 6.0 | 2.9 | 6.7 | 8.1 | 5.5 | 8.0 | 5.4 | 12.5 | 3.9 | 5.7 | 8.4 | 12.8 | 21.1 |
| 2. Disapprove | 16.1 | 18.5 | 14.3 | 16.0 | 12.8 | 15.3 | 17.1 | 15.4 | 16.9 | 16.0 | 16.8 | 15.2 | 13.2 | 16.5 | 19.7 | 49.3 |
| 3. Strongly disapprove | 76.9 | 72.2 | 81.4 | 78.0 | 84.3 | 78.1 | 74.8 | 79.1 | 75.1 | 78.6 | 70.7 | 80.9 | 81.1 | 75.2 | 67.5 | 29.7 |
| <i>Item 23940 Subject A12b</i> | <i>N 1964</i> | <i>844</i> | <i>1063</i> | <i>1302</i> | <i>215</i> | <i>331</i> | <i>521</i> | <i>683</i> | <i>429</i> | <i>1520</i> | <i>387</i> | <i>920</i> | <i>473</i> | <i>184</i> | <i>330</i> | <i>35</i> |
| D18K: Taking "crack" cocaine occasionally | | | | | | | | | | | | | | | | |
| 1. Don't disapprove | 5.3 | 7.8 | 2.8 | 4.5 | 2.9 | 6.0 | 6.6 | 3.8 | 5.6 | 3.6 | 11.6 | 3.8 | 4.6 | 5.3 | 7.8 | 15.7 |
| 2. Disapprove | 13.8 | 15.4 | 12.3 | 13.2 | 11.2 | 13.0 | 14.5 | 13.5 | 14.1 | 13.9 | 13.7 | 12.4 | 9.9 | 15.9 | 19.9 | 35.7 |
| 3. Strongly disapprove | 80.9 | 76.8 | 84.9 | 82.3 | 85.9 | 80.9 | 78.9 | 82.7 | 80.4 | 82.5 | 74.6 | 83.9 | 85.5 | 78.7 | 72.3 | 48.6 |
| <i>Item 23950 Subject A12b</i> | <i>N 1962</i> | <i>843</i> | <i>1063</i> | <i>1301</i> | <i>215</i> | <i>331</i> | <i>521</i> | <i>681</i> | <i>429</i> | <i>1519</i> | <i>387</i> | <i>920</i> | <i>473</i> | <i>183</i> | <i>330</i> | <i>34</i> |
| D18L: Trying cocaine powder once or twice | | | | | | | | | | | | | | | | |
| 1. Don't disapprove | 7.7 | 10.3 | 5.3 | 7.0 | 3.5 | 7.6 | 9.3 | 5.9 | 8.8 | 6.3 | 13.7 | 4.1 | 4.7 | 9.0 | 15.0 | 55.6 |
| 2. Disapprove | 14.9 | 16.6 | 13.5 | 15.2 | 11.4 | 14.7 | 16.5 | 14.8 | 13.4 | 15.1 | 14.9 | 13.7 | 13.0 | 13.7 | 20.7 | 24.5 |
| 3. Strongly disapprove | 77.3 | 73.1 | 81.2 | 77.8 | 85.1 | 77.7 | 74.1 | 79.4 | 77.8 | 78.6 | 71.4 | 82.3 | 82.2 | 77.3 | 64.3 | 19.8 |
| <i>Item 23960 Subject A12b</i> | <i>N 1958</i> | <i>844</i> | <i>1061</i> | <i>1300</i> | <i>214</i> | <i>329</i> | <i>519</i> | <i>682</i> | <i>427</i> | <i>1519</i> | <i>385</i> | <i>918</i> | <i>473</i> | <i>182</i> | <i>329</i> | <i>34</i> |
| D18M: Taking cocaine powder occasionally | | | | | | | | | | | | | | | | |
| 1. Don't disapprove | 6.2 | 8.2 | 4.1 | 5.6 | 2.7 | 6.6 | 8.5 | 4.1 | 6.5 | 4.5 | 12.5 | 3.8 | 4.0 | 6.9 | 11.3 | 34.4 |
| 2. Disapprove | 13.5 | 14.9 | 12.4 | 13.1 | 10.6 | 13.1 | 14.2 | 13.3 | 13.4 | 13.5 | 14.2 | 12.3 | 9.6 | 14.1 | 21.2 | 22.6 |
| 3. Strongly disapprove | 80.2 | 77.0 | 83.6 | 81.3 | 86.7 | 80.2 | 77.3 | 82.6 | 80.1 | 82.0 | 73.2 | 83.9 | 86.4 | 79.0 | 67.5 | 43.0 |
| <i>Item 23970 Subject A12b</i> | <i>N 1948</i> | <i>835</i> | <i>1056</i> | <i>1292</i> | <i>211</i> | <i>327</i> | <i>518</i> | <i>676</i> | <i>427</i> | <i>1507</i> | <i>386</i> | <i>916</i> | <i>468</i> | <i>182</i> | <i>327</i> | <i>33</i> |
| D18N: Taking one or two drinks nearly every day | | | | | | | | | | | | | | | | |
| 1. Don't disapprove | 28.1 | 36.4 | 21.5 | 30.2 | 21.3 | 28.7 | 29.3 | 29.3 | 24.4 | 25.8 | 35.5 | 17.1 | 27.6 | 38.6 | 49.2 | 62.5 |
| 2. Disapprove | 30.2 | 27.2 | 33.1 | 30.9 | 29.4 | 30.3 | 33.0 | 29.2 | 28.2 | 31.0 | 27.0 | 27.7 | 32.5 | 31.9 | 33.1 | 23.4 |
| 3. Strongly disapprove | 41.7 | 36.4 | 45.4 | 38.9 | 49.3 | 41.0 | 37.6 | 41.5 | 47.5 | 43.1 | 37.5 | 55.2 | 39.9 | 29.6 | 17.7 | 14.1 |
| <i>Item 11530 Subject A12b</i> | <i>N 1953</i> | <i>839</i> | <i>1058</i> | <i>1295</i> | <i>214</i> | <i>331</i> | <i>518</i> | <i>677</i> | <i>427</i> | <i>1514</i> | <i>383</i> | <i>915</i> | <i>469</i> | <i>184</i> | <i>329</i> | <i>34</i> |

DESCRIPTIVE RESULTS: 2002

249

| QUESTIONNAIRE FORM 6 2002 | TOTAL | SEX | | RACE | | REGION | | | | COLLEGE PLANS? | | ILLICIT DRUG USE: LIFETIME | | | | |
|--|---------------|------------|-------------|-------------|------------|------------|------------|------------|------------|-------------------|------------|----------------------------|------------------------|--------------|---------------|--------------------|
| | | M | F | White | Black | NE | NC | S | W | Yes | No | None | Mari- juana Only | Few Pills | More Pills | Any Her- oin |
| <i>N (Weighted No. of Cases):</i> | 2276 | 990 | 1158 | 1417 | 261 | 445 | 574 | 757 | 499 | 1678 | 432 | 1035 | 553 | 205 | 368 | 42 |
| <i>% of Weighted Total:</i> | 100.0 | 43.5 | 50.9 | 62.3 | 11.5 | 19.6 | 25.2 | 33.3 | 21.9 | 73.7 | 19.0 | 45.5 | 24.3 | 9.0 | 16.2 | 1.9 |
| D18O: Taking four or five drinks nearly every day | | | | | | | | | | | | | | | | |
| 1. Don't disapprove | 16.1 | 23.1 | 10.3 | 17.1 | 10.6 | 14.5 | 18.9 | 16.2 | 13.8 | 13.9 | 24.8 | 9.5 | 16.1 | 19.5 | 29.5 | 28.9 |
| 2. Disapprove | 24.3 | 25.0 | 24.2 | 25.0 | 26.3 | 21.6 | 24.1 | 26.4 | 23.1 | 23.9 | 25.2 | 20.4 | 23.3 | 24.4 | 33.5 | 46.3 |
| 3. Strongly disapprove | 59.6 | 51.9 | 65.6 | 57.9 | 63.1 | 63.8 | 57.0 | 57.4 | 63.1 | 62.2 | 50.1 | 70.0 | 60.6 | 56.1 | 37.1 | 24.8 |
| <i>Item 11540 Subject A12b</i> | <i>N 1958</i> | <i>842</i> | <i>1059</i> | <i>1296</i> | <i>215</i> | <i>330</i> | <i>521</i> | <i>679</i> | <i>427</i> | <i>1516</i> | <i>385</i> | <i>919</i> | <i>471</i> | <i>183</i> | <i>329</i> | <i>34</i> |
| D18P: Having five or more drinks once or twice each weekend | | | | | | | | | | | | | | | | |
| 1. Don't disapprove | 37.4 | 41.9 | 34.4 | 43.2 | 16.9 | 40.1 | 44.0 | 35.0 | 31.3 | 36.6 | 40.4 | 24.7 | 38.7 | 51.3 | 61.3 | 54.2 |
| 2. Disapprove | 21.4 | 21.1 | 21.8 | 19.4 | 24.2 | 21.9 | 22.3 | 20.6 | 21.4 | 20.5 | 23.8 | 19.0 | 25.8 | 22.5 | 20.3 | 30.4 |
| 3. Strongly disapprove | 41.1 | 37.0 | 43.7 | 37.5 | 58.8 | 38.1 | 33.7 | 44.4 | 47.3 | 42.9 | 35.9 | 56.4 | 35.5 | 26.1 | 18.3 | 15.4 |
| <i>Item 11550 Subject A12b</i> | <i>N 1958</i> | <i>841</i> | <i>1061</i> | <i>1299</i> | <i>213</i> | <i>330</i> | <i>521</i> | <i>680</i> | <i>427</i> | <i>1516</i> | <i>386</i> | <i>917</i> | <i>473</i> | <i>184</i> | <i>329</i> | <i>34</i> |
| D18Q: Driving a car after having 1-2 drinks | | | | | | | | | | | | | | | | |
| 1. Don't disapprove | 19.6 | 26.3 | 14.3 | 20.4 | 12.3 | 17.9 | 24.0 | 18.2 | 17.8 | 18.1 | 23.7 | 10.4 | 18.9 | 26.1 | 39.1 | 50.6 |
| 2. Disapprove | 28.0 | 25.9 | 29.9 | 28.9 | 25.0 | 31.0 | 30.1 | 26.3 | 25.7 | 28.2 | 27.6 | 24.6 | 32.6 | 33.7 | 26.8 | 25.0 |
| 3. Strongly disapprove | 52.4 | 47.8 | 55.8 | 50.7 | 62.7 | 51.1 | 45.9 | 55.5 | 56.5 | 53.7 | 48.8 | 65.0 | 48.5 | 40.2 | 34.2 | 24.5 |
| <i>Item 11551 Subject A12b</i> | <i>N 1954</i> | <i>841</i> | <i>1057</i> | <i>1296</i> | <i>215</i> | <i>328</i> | <i>518</i> | <i>679</i> | <i>429</i> | <i>1513</i> | <i>385</i> | <i>915</i> | <i>471</i> | <i>184</i> | <i>329</i> | <i>34</i> |
| D18R: Driving a car after having 5 or more drinks | | | | | | | | | | | | | | | | |
| 1. Don't disapprove | 5.4 | 8.5 | 2.6 | 4.9 | 5.3 | 4.1 | 8.4 | 3.9 | 5.3 | 3.9 | 10.7 | 3.6 | 4.0 | 4.8 | 10.9 | 15.5 |
| 2. Disapprove | 15.8 | 20.1 | 12.6 | 15.8 | 14.8 | 15.2 | 16.3 | 17.0 | 13.6 | 14.9 | 18.6 | 12.9 | 11.4 | 15.8 | 28.3 | 21.8 |
| 3. Strongly disapprove | 78.8 | 71.4 | 84.8 | 79.3 | 80.0 | 80.8 | 75.2 | 79.1 | 81.1 | 81.2 | 70.8 | 83.5 | 84.6 | 79.4 | 60.9 | 62.8 |
| <i>Item 11552 Subject A12b</i> | <i>N 1952</i> | <i>844</i> | <i>1052</i> | <i>1300</i> | <i>213</i> | <i>329</i> | <i>517</i> | <i>680</i> | <i>426</i> | <i>1509</i> | <i>385</i> | <i>912</i> | <i>473</i> | <i>182</i> | <i>328</i> | <i>34</i> |
| D19: How many of your friends would you estimate . . . | | | | | | | | | | | | | | | | |
| D19A: Smoke cigarettes? | | | | | | | | | | | | | | | | |
| 1. None | 18.2 | 17.4 | 19.3 | 13.5 | 34.7 | 18.3 | 12.7 | 14.8 | 30.2 | 18.7 | 17.5 | 26.6 | 12.1 | 12.5 | 8.5 | - |
| 2. A few | 37.5 | 38.5 | 36.7 | 37.9 | 39.8 | 37.7 | 30.4 | 42.8 | 37.8 | 38.9 | 31.9 | 44.6 | 37.8 | 30.0 | 24.2 | 16.2 |
| 3. Some | 24.1 | 25.8 | 22.5 | 24.5 | 17.6 | 20.5 | 28.7 | 24.4 | 21.0 | 24.7 | 21.8 | 21.2 | 26.6 | 29.1 | 27.5 | 13.8 |
| 4. Most | 18.2 | 16.2 | 19.9 | 21.9 | 7.3 | 21.3 | 24.8 | 17.0 | 9.9 | 16.7 | 23.8 | 6.9 | 20.2 | 27.2 | 36.9 | 63.5 |
| 5. All | 1.9 | 2.1 | 1.5 | 2.1 | 0.7 | 2.2 | 3.4 | 1.1 | 1.1 | 0.9 | 5.0 | 0.6 | 3.3 | 1.1 | 2.9 | 6.5 |
| <i>Item 7070 Subject A02a</i> | <i>N 1959</i> | <i>843</i> | <i>1060</i> | <i>1297</i> | <i>215</i> | <i>329</i> | <i>518</i> | <i>681</i> | <i>431</i> | <i>1513</i> | <i>387</i> | <i>917</i> | <i>473</i> | <i>186</i> | <i>326</i> | <i>33</i> |
| D19B: Smoke marijuana or hashish? | | | | | | | | | | | | | | | | |
| 1. None | 23.6 | 21.0 | 25.8 | 21.5 | 32.4 | 19.7 | 23.5 | 24.8 | 25.0 | 23.3 | 25.0 | 39.4 | 9.7 | 13.6 | 8.0 | - |
| 2. A few | 32.9 | 33.0 | 33.1 | 34.1 | 27.6 | 27.2 | 30.0 | 37.2 | 34.0 | 35.3 | 25.9 | 36.3 | 37.7 | 30.1 | 19.6 | 24.0 |
| 3. Some | 24.3 | 24.4 | 24.3 | 25.3 | 19.5 | 27.5 | 25.1 | 23.3 | 22.2 | 24.3 | 23.4 | 17.0 | 34.0 | 27.0 | 29.4 | 18.5 |
| 4. Most | 16.1 | 18.4 | 14.3 | 16.7 | 17.6 | 19.9 | 18.2 | 12.4 | 16.6 | 14.5 | 21.0 | 6.1 | 16.6 | 23.4 | 35.1 | 48.6 |
| 5. All | 3.1 | 3.2 | 2.5 | 2.4 | 2.8 | 5.8 | 3.2 | 2.3 | 2.1 | 2.6 | 4.6 | 1.2 | 2.0 | 5.9 | 7.9 | 8.9 |
| <i>Item 7080 Subject A02a</i> | <i>N 1959</i> | <i>845</i> | <i>1057</i> | <i>1296</i> | <i>215</i> | <i>328</i> | <i>519</i> | <i>680</i> | <i>431</i> | <i>1510</i> | <i>389</i> | <i>915</i> | <i>473</i> | <i>186</i> | <i>327</i> | <i>34</i> |
| D19C: Take "crack" cocaine? | | | | | | | | | | | | | | | | |
| 1. None | 79.4 | 80.2 | 79.3 | 78.9 | 90.6 | 79.8 | 77.2 | 81.1 | 78.8 | 80.7 | 76.5 | 83.6 | 85.4 | 71.0 | 67.1 | 45.4 |
| 2. A few | 15.5 | 15.1 | 15.9 | 16.8 | 6.2 | 15.3 | 15.7 | 15.3 | 15.8 | 15.1 | 15.9 | 13.3 | 11.4 | 21.3 | 23.4 | 32.3 |
| 3. Some | 3.6 | 3.1 | 3.7 | 3.0 | 2.4 | 4.1 | 4.7 | 2.1 | 4.2 | 2.9 | 5.1 | 1.9 | 2.3 | 4.9 | 7.3 | 17.1 |
| 4. Most | 0.8 | 1.0 | 0.6 | 0.6 | 0.7 | 0.4 | 1.5 | 0.4 | 0.6 | 0.7 | 1.0 | 0.4 | 0.4 | 2.2 | 1.4 | 1.4 |
| 5. All | 0.8 | 0.6 | 0.5 | 0.7 | - | 0.4 | 1.0 | 1.0 | 0.6 | 0.6 | 1.5 | 0.8 | 0.5 | 0.5 | 1.0 | 3.8 |
| <i>Item 7151 Subject A02a</i> | <i>N 1947</i> | <i>840</i> | <i>1053</i> | <i>1291</i> | <i>215</i> | <i>323</i> | <i>516</i> | <i>679</i> | <i>429</i> | <i>1502</i> | <i>389</i> | <i>912</i> | <i>470</i> | <i>184</i> | <i>328</i> | <i>34</i> |
| D19D: Take cocaine in powder form? | | | | | | | | | | | | | | | | |
| 1. None | 77.6 | 75.7 | 80.0 | 76.1 | 92.9 | 77.6 | 73.6 | 79.4 | 79.4 | 79.2 | 72.3 | 86.0 | 82.4 | 70.6 | 56.2 | 25.9 |
| 2. A few | 17.3 | 18.7 | 15.6 | 18.8 | 5.2 | 17.5 | 19.3 | 16.4 | 16.0 | 16.6 | 19.4 | 11.0 | 14.6 | 26.0 | 31.7 | 47.2 |
| 3. Some | 3.3 | 3.4 | 3.3 | 3.3 | 1.4 | 3.8 | 4.1 | 2.3 | 3.3 | 2.8 | 4.5 | 1.7 | 2.3 | 1.7 | 7.5 | 17.6 |
| 4. Most | 1.0 | 1.5 | 0.5 | 0.9 | 0.5 | 0.5 | 1.9 | 0.7 | 0.7 | 0.7 | 2.0 | 0.5 | 0.2 | 1.7 | 2.6 | 5.6 |
| 5. All | 0.9 | 0.8 | 0.6 | 0.9 | - | 0.6 | 1.0 | 1.2 | 0.6 | 0.7 | 1.8 | 0.8 | 0.5 | - | 2.0 | 3.7 |
| <i>Item 23990 Subject A02a</i> | <i>N 1947</i> | <i>838</i> | <i>1053</i> | <i>1291</i> | <i>215</i> | <i>325</i> | <i>515</i> | <i>680</i> | <i>427</i> | <i>1503</i> | <i>388</i> | <i>912</i> | <i>471</i> | <i>180</i> | <i>327</i> | <i>35</i> |

MONITORING THE FUTURE

| QUESTIONNAIRE FORM 6 2002 | TOTAL | SEX | | RACE | | REGION | | | | COLLEGE PLANS? | | ILLICIT DRUG USE: LIFETIME | | | | | |
|--|----------|-------------|------------|-------------|-------------|------------|------------|------------|------------|-------------------|-------------|----------------------------|------------------------|--------------|---------------|--------------------|-----------|
| | | M | F | White | Black | NE | NC | S | W | Yes | No | None | Mari- juana Only | Few Pills | More Pills | Any Her- oin | |
| <i>N (Weighted No. of Cases):</i> | 2276 | 990 | 1158 | 1417 | 261 | 445 | 574 | 757 | 499 | 1678 | 432 | 1035 | 553 | 205 | 368 | 42 | |
| <i>% of Weighted Total:</i> | 100.0 | 43.5 | 50.9 | 62.3 | 11.5 | 19.6 | 25.2 | 33.3 | 21.9 | 73.7 | 19.0 | 45.5 | 24.3 | 9.0 | 16.2 | 1.9 | |
| D19E: Use inhalants (sniff glue, aerosols, laughing gas, etc.)? | | | | | | | | | | | | | | | | | |
| 1. None | 82.3 | 81.0 | 84.3 | 81.3 | 92.3 | 82.4 | 78.5 | 85.2 | 82.3 | 83.3 | 78.9 | 86.6 | 82.8 | 79.8 | 75.3 | 41.3 | |
| 2. A few | 13.5 | 14.1 | 12.5 | 14.8 | 5.7 | 13.2 | 16.1 | 11.1 | 14.4 | 13.2 | 14.7 | 10.2 | 14.4 | 15.8 | 18.0 | 43.1 | |
| 3. Some | 3.0 | 3.5 | 2.6 | 2.7 | 1.9 | 3.7 | 3.8 | 2.4 | 2.5 | 2.7 | 3.7 | 2.4 | 2.0 | 3.9 | 4.4 | 9.3 | |
| 4. Most | 0.2 | 0.5 | - | 0.4 | 0.1 | 0.2 | 0.7 | 0.1 | - | 0.1 | 0.9 | 0.1 | - | - | 1.0 | 2.5 | |
| 5. All | 0.9 | 0.8 | 0.6 | 0.8 | - | 0.6 | 0.9 | 1.1 | 0.8 | 0.7 | 1.7 | 0.8 | 0.8 | 0.5 | 1.2 | 3.8 | |
| <i>Item 7180 Subject A02a</i> | <i>N</i> | <i>1952</i> | <i>841</i> | <i>1055</i> | <i>1293</i> | <i>215</i> | <i>325</i> | <i>517</i> | <i>680</i> | <i>429</i> | <i>1505</i> | <i>389</i> | <i>913</i> | <i>471</i> | <i>183</i> | <i>328</i> | <i>34</i> |
| D19F: Take MDMA (ecstasy)? | | | | | | | | | | | | | | | | | |
| 1. None | 62.0 | 59.2 | 64.6 | 60.8 | 74.1 | 55.9 | 63.9 | 65.3 | 59.0 | 62.3 | 62.2 | 77.5 | 59.5 | 48.5 | 34.0 | 18.7 | |
| 2. A few | 25.8 | 28.1 | 24.1 | 28.2 | 17.7 | 27.2 | 27.2 | 24.3 | 25.7 | 26.9 | 20.8 | 17.3 | 29.5 | 37.2 | 39.8 | 25.7 | |
| 3. Some | 8.5 | 8.9 | 8.2 | 7.3 | 6.6 | 12.0 | 5.4 | 6.9 | 12.5 | 8.1 | 9.8 | 3.9 | 9.5 | 11.6 | 15.0 | 34.6 | |
| 4. Most | 2.3 | 2.4 | 2.3 | 2.6 | 1.4 | 4.0 | 2.1 | 2.3 | 1.4 | 1.7 | 4.7 | 0.5 | 1.0 | 2.2 | 7.9 | 17.2 | |
| 5. All | 1.3 | 1.4 | 0.9 | 1.1 | 0.1 | 1.0 | 1.4 | 1.3 | 1.5 | 1.1 | 2.4 | 0.8 | 0.6 | 0.5 | 3.2 | 3.8 | |
| <i>Item 23020 Subject A02a</i> | <i>N</i> | <i>1948</i> | <i>840</i> | <i>1053</i> | <i>1292</i> | <i>215</i> | <i>324</i> | <i>516</i> | <i>679</i> | <i>429</i> | <i>1502</i> | <i>388</i> | <i>910</i> | <i>471</i> | <i>183</i> | <i>328</i> | <i>34</i> |
| D19G: Take crystal meth ("ice")? | | | | | | | | | | | | | | | | | |
| 1. None | 82.5 | 81.1 | 84.1 | 82.2 | 93.8 | 87.0 | 80.0 | 84.2 | 79.2 | 84.0 | 78.3 | 88.4 | 86.2 | 81.5 | 66.2 | 34.7 | |
| 2. A few | 12.5 | 12.8 | 12.2 | 13.3 | 5.3 | 9.3 | 13.3 | 12.2 | 14.6 | 11.7 | 14.4 | 9.1 | 11.1 | 15.9 | 20.9 | 31.9 | |
| 3. Some | 3.0 | 3.4 | 2.5 | 2.9 | 0.7 | 3.0 | 4.6 | 1.4 | 3.6 | 2.9 | 3.0 | 1.7 | 1.8 | 2.1 | 7.2 | 20.8 | |
| 4. Most | 0.7 | 1.1 | 0.4 | 0.7 | 0.1 | 0.1 | 0.9 | 0.8 | 0.5 | 0.4 | 1.9 | * | 0.2 | - | 2.9 | 7.4 | |
| 5. All | 1.3 | 1.5 | 0.8 | 1.0 | - | 0.6 | 1.1 | 1.3 | 2.1 | 1.0 | 2.5 | 0.8 | 0.7 | 0.5 | 2.9 | 5.2 | |
| <i>Item 24500 Subject A02a</i> | <i>N</i> | <i>1947</i> | <i>840</i> | <i>1050</i> | <i>1292</i> | <i>214</i> | <i>325</i> | <i>514</i> | <i>678</i> | <i>429</i> | <i>1501</i> | <i>389</i> | <i>909</i> | <i>471</i> | <i>182</i> | <i>328</i> | <i>34</i> |
| D19H: Take steroids? | | | | | | | | | | | | | | | | | |
| 1. None | 78.4 | 76.0 | 80.7 | 76.3 | 91.7 | 75.2 | 79.4 | 77.4 | 81.2 | 78.2 | 79.8 | 79.4 | 82.3 | 78.2 | 70.7 | 66.9 | |
| 2. A few | 16.3 | 16.6 | 16.3 | 19.2 | 6.8 | 18.9 | 14.7 | 18.3 | 13.2 | 16.7 | 14.7 | 15.8 | 13.4 | 17.9 | 21.5 | 25.0 | |
| 3. Some | 3.8 | 5.3 | 2.4 | 3.3 | 1.4 | 5.3 | 3.9 | 3.2 | 3.3 | 3.8 | 2.8 | 3.5 | 3.5 | 3.4 | 5.3 | 4.2 | |
| 4. Most | 0.5 | 1.1 | - | 0.5 | 0.1 | 0.1 | 1.1 | - | 0.9 | 0.5 | 0.6 | 0.5 | 0.1 | - | 1.4 | - | |
| 5. All | 1.0 | 1.0 | 0.6 | 0.7 | - | 0.6 | 0.8 | 1.1 | 1.4 | 0.7 | 2.1 | 0.8 | 0.7 | 0.5 | 1.2 | 3.8 | |
| <i>Item 23030 Subject A02a</i> | <i>N</i> | <i>1946</i> | <i>840</i> | <i>1050</i> | <i>1292</i> | <i>215</i> | <i>325</i> | <i>513</i> | <i>680</i> | <i>428</i> | <i>1499</i> | <i>389</i> | <i>910</i> | <i>471</i> | <i>180</i> | <i>327</i> | <i>34</i> |
| Lately there has been some attention paid to certain drugs. | | | | | | | | | | | | | | | | | |
| D20: During the LAST 12 MONTHS, on how many occasions (if any) have you . . . | | | | | | | | | | | | | | | | | |
| D20A: . . . taken GHB ("liquid G," "grievous bodily harm") | | | | | | | | | | | | | | | | | |
| 1. 0 occasions | 98.9 | 98.5 | 99.2 | 98.7 | 100.0 | 99.4 | 98.1 | 98.9 | 99.6 | 98.9 | 98.7 | 100.0 | 100.0 | 99.4 | 95.7 | 82.5 | |
| 2. 1-2 | 0.5 | 0.7 | 0.4 | 0.7 | - | 0.6 | 0.3 | 1.0 | - | 0.6 | 0.3 | - | - | 0.6 | 2.2 | 6.3 | |
| 3. 3-5 | 0.2 | 0.3 | 0.2 | 0.3 | - | - | 0.7 | - | 0.2 | 0.1 | 0.6 | - | - | - | 0.4 | 9.2 | |
| 4. 6-9 | 0.2 | 0.3 | 0.2 | 0.2 | - | - | 0.9 | - | - | 0.2 | 0.4 | - | - | - | 1.3 | 1.5 | |
| 5. 10-19 | 0.1 | 0.1 | - | 0.1 | - | - | * | - | 0.2 | 0.1 | * | - | - | - | 0.3 | 0.6 | |
| 6. 20-39 | - | - | - | - | - | - | - | - | - | - | - | - | - | - | - | - | |
| 7. 40 or more | 0.1 | 0.1 | - | - | - | - | - | 0.2 | - | * | - | - | - | - | 0.2 | - | |
| <i>Item 31050 Subject A01b</i> | <i>N</i> | <i>1936</i> | <i>834</i> | <i>1049</i> | <i>1282</i> | <i>214</i> | <i>320</i> | <i>514</i> | <i>675</i> | <i>428</i> | <i>1495</i> | <i>385</i> | <i>908</i> | <i>471</i> | <i>183</i> | <i>322</i> | <i>32</i> |
| D20B: . . . taken ketamine ("special K," "super K") | | | | | | | | | | | | | | | | | |
| 1. 0 occasions | 98.0 | 97.2 | 98.7 | 97.4 | 100.0 | 97.0 | 96.9 | 98.7 | 99.0 | 98.2 | 97.0 | 100.0 | 100.0 | 98.4 | 92.3 | 67.9 | |
| 2. 1-2 | 1.4 | 2.2 | 0.9 | 2.0 | - | 2.0 | 2.3 | 1.0 | 0.8 | 1.3 | 2.1 | - | - | 1.4 | 6.1 | 17.4 | |
| 3. 3-5 | 0.3 | 0.2 | 0.3 | 0.4 | - | 0.5 | 0.5 | 0.1 | 0.2 | 0.2 | 0.3 | - | - | 0.2 | 0.6 | 8.2 | |
| 4. 6-9 | 0.1 | 0.3 | - | 0.1 | - | - | 0.3 | 0.1 | - | 0.1 | - | - | - | - | 0.7 | - | |
| 5. 10-19 | 0.1 | * | 0.1 | 0.1 | - | 0.3 | * | 0.2 | - | 0.1 | 0.3 | - | - | - | 0.3 | 3.8 | |
| 6. 20-39 | * | 0.1 | - | 0.1 | - | 0.3 | - | - | - | - | 0.2 | - | - | - | - | 2.7 | |
| 7. 40 or more | * | - | - | - | - | - | - | 0.1 | - | - | - | - | - | - | - | - | |
| <i>Item 31060 Subject A01b</i> | <i>N</i> | <i>1939</i> | <i>835</i> | <i>1049</i> | <i>1285</i> | <i>214</i> | <i>322</i> | <i>513</i> | <i>676</i> | <i>428</i> | <i>1497</i> | <i>386</i> | <i>907</i> | <i>470</i> | <i>183</i> | <i>325</i> | <i>33</i> |

DESCRIPTIVE RESULTS: 2002

251

| QUESTIONNAIRE FORM 6 2002 | TOTAL | SEX | | RACE | | REGION | | | | COLLEGE PLANS? | | ILLICIT DRUG USE: LIFETIME | | | | |
|--|---------------|------|------|-------|-------|--------|------|------|------|-------------------|------|----------------------------|------------------------|--------------|---------------|--------------------|
| | | M | F | White | Black | NE | NC | S | W | Yes | No | None | Mari- juana Only | Few Pills | More Pills | Any Her- oin |
| <i>N (Weighted No. of Cases):</i> | 2276 | 990 | 1158 | 1417 | 261 | 445 | 574 | 757 | 499 | 1678 | 432 | 1035 | 553 | 205 | 368 | 42 |
| <i>% of Weighted Total:</i> | 100.0 | 43.5 | 50.9 | 62.3 | 11.5 | 19.6 | 25.2 | 33.3 | 21.9 | 73.7 | 19.0 | 45.5 | 24.3 | 9.0 | 16.2 | 1.9 |
| D20C: . . . smoked bidis (or beedies) which are small brown cigarettes from India | | | | | | | | | | | | | | | | |
| 1. 0 occasions | 94.1 | 92.6 | 95.5 | 94.0 | 98.1 | 89.9 | 95.5 | 96.5 | 91.8 | 95.0 | 92.4 | 99.0 | 94.7 | 92.2 | 83.3 | 70.4 |
| 2. 1-2 | 2.7 | 3.4 | 2.0 | 2.8 | 0.2 | 5.1 | 1.8 | 1.7 | 3.4 | 2.4 | 3.6 | 0.2 | 3.4 | 4.5 | 6.6 | 14.6 |
| 3. 3-5 | 1.1 | 1.3 | 1.0 | 1.0 | 1.7 | 1.3 | 0.3 | 1.2 | 2.0 | 1.0 | 0.1 | 0.1 | 0.1 | 2.4 | 4.2 | 9.2 |
| 4. 6-9 | 0.9 | 1.1 | 0.8 | 1.1 | - | 2.4 | 1.0 | 0.1 | 1.1 | 0.9 | 1.2 | - | 1.1 | 0.6 | 2.8 | 2.5 |
| 5. 10-19 | 0.5 | 0.7 | 0.3 | 0.6 | - | 0.8 | 0.6 | 0.2 | 0.6 | 0.3 | 1.2 | 0.1 | 0.7 | - | 1.3 | 3.3 |
| 6. 20-39 | 0.3 | 0.4 | 0.3 | 0.4 | - | - | 0.6 | 0.2 | 0.4 | 0.2 | 0.8 | 0.1 | - | - | 1.7 | - |
| 7. 40 or more | 0.3 | 0.5 | * | 0.3 | - | 0.6 | 0.2 | 0.1 | 0.6 | 0.2 | 0.8 | 0.5 | - | 0.2 | 0.1 | - |
| <i>Item 31070 Subject A01b</i> | <i>N</i> 1941 | 836 | 1050 | 1284 | 214 | 324 | 513 | 675 | 428 | 1499 | 386 | 910 | 470 | 182 | 325 | 33 |
| D20D: . . . smoked kreteks (clove cigarettes) | | | | | | | | | | | | | | | | |
| 1. 0 occasions | 92.1 | 90.7 | 93.4 | 91.4 | 99.8 | 88.5 | 93.1 | 93.3 | 91.6 | 93.0 | 90.3 | 98.1 | 93.1 | 89.5 | 80.1 | 48.4 |
| 2. 1-2 | 3.9 | 4.3 | 3.5 | 4.3 | 0.2 | 6.3 | 4.2 | 3.1 | 2.8 | 3.7 | 4.4 | 1.0 | 4.5 | 6.8 | 8.1 | 18.9 |
| 3. 3-5 | 1.7 | 2.1 | 1.4 | 1.4 | - | 1.4 | 0.8 | 2.5 | 1.8 | 1.4 | 2.5 | 0.6 | 1.2 | 1.9 | 4.4 | 14.1 |
| 4. 6-9 | 0.9 | 0.9 | 0.9 | 0.9 | - | 1.7 | 0.8 | 0.5 | 1.3 | 1.1 | 0.2 | - | 0.6 | 0.2 | 3.2 | 7.0 |
| 5. 10-19 | 0.7 | 0.7 | 0.5 | 0.8 | - | 1.6 | 0.8 | 0.3 | 0.5 | 0.6 | 0.9 | 0.1 | 0.3 | 1.0 | 1.4 | 11.7 |
| 6. 20-39 | 0.4 | 0.8 | 0.1 | 0.6 | - | - | 0.1 | 0.2 | 1.4 | 0.1 | 0.8 | - | 0.1 | - | 2.2 | - |
| 7. 40 or more | 0.3 | 0.5 | 0.1 | 0.5 | - | 0.6 | 0.3 | 0.1 | 0.6 | 0.1 | 0.9 | 0.3 | 0.2 | 0.6 | 0.5 | - |
| <i>Item 31150 Subject A01b</i> | <i>N</i> 1928 | 834 | 1039 | 1277 | 212 | 323 | 513 | 666 | 426 | 1487 | 385 | 903 | 466 | 182 | 322 | 33 |
| D20E: . . . taken "andro" (androstenedione, non-prescription steroid) | | | | | | | | | | | | | | | | |
| 1. 0 occasions | 97.4 | 94.9 | 99.6 | 97.0 | 99.4 | 97.9 | 97.2 | 97.5 | 97.2 | 97.6 | 97.1 | 99.1 | 97.7 | 96.9 | 93.9 | 81.5 |
| 2. 1-2 | 0.5 | 1.0 | 0.2 | 0.5 | - | 0.2 | 0.6 | 0.4 | 0.8 | 0.6 | 0.4 | 0.1 | 0.7 | - | 1.3 | 5.3 |
| 3. 3-5 | 0.8 | 1.4 | 0.2 | 0.9 | 0.5 | 0.9 | 1.0 | 0.8 | 0.7 | 0.9 | - | 0.3 | 0.9 | 0.5 | 2.1 | 5.6 |
| 4. 6-9 | 0.5 | 1.1 | - | 0.7 | - | - | 0.8 | 0.4 | 0.7 | 0.5 | 0.5 | 0.1 | - | 1.6 | 1.4 | 2.8 |
| 5. 10-19 | 0.3 | 0.5 | - | 0.3 | 0.1 | 0.4 | 0.2 | 0.3 | 0.1 | 0.2 | 0.4 | - | 0.4 | 0.2 | 0.4 | 4.2 |
| 6. 20-39 | 0.1 | 0.2 | - | 0.1 | - | - | - | 0.2 | - | - | 0.3 | 0.1 | - | - | - | - |
| 7. 40 or more | 0.4 | 0.9 | - | 0.6 | - | 0.5 | 0.2 | 0.4 | 0.6 | 0.2 | 1.3 | 0.3 | 0.2 | 0.8 | 0.9 | 0.5 |
| <i>Item 31160 Subject A01b</i> | <i>N</i> 1940 | 836 | 1049 | 1285 | 214 | 323 | 513 | 676 | 428 | 1497 | 386 | 907 | 470 | 183 | 325 | 33 |
| D20F: . . . taken creatine (amino acid used to build muscle) | | | | | | | | | | | | | | | | |
| 1. 0 occasions | 91.4 | 82.6 | 98.5 | 90.3 | 97.8 | 90.5 | 92.9 | 91.2 | 90.4 | 91.4 | 91.2 | 95.5 | 91.5 | 86.5 | 85.1 | 72.2 |
| 2. 1-2 | 2.5 | 4.5 | 1.0 | 2.7 | 0.8 | 3.8 | 1.9 | 1.8 | 3.2 | 2.6 | 2.4 | 1.7 | 2.3 | 3.2 | 4.0 | 4.0 |
| 3. 3-5 | 1.3 | 2.5 | 0.4 | 1.4 | 0.7 | 1.6 | 0.9 | 1.3 | 1.5 | 1.2 | 1.9 | 0.4 | 1.1 | 3.5 | 1.9 | 10.3 |
| 4. 6-9 | 1.0 | 2.2 | * | 1.2 | 0.3 | 0.4 | 0.9 | 1.6 | 0.4 | 1.2 | 0.3 | 0.4 | 1.1 | 1.9 | 1.7 | 2.7 |
| 5. 10-19 | 1.0 | 2.2 | - | 1.1 | - | 1.0 | 1.1 | 0.8 | 1.1 | 1.1 | 0.6 | 0.3 | 1.3 | 1.1 | 2.1 | 6.3 |
| 6. 20-39 | 0.9 | 2.1 | - | 0.9 | 0.3 | 0.9 | 0.4 | 0.7 | 1.9 | 0.7 | 1.3 | 0.4 | 1.4 | 1.0 | 1.8 | - |
| 7. 40 or more | 2.0 | 4.0 | - | 2.3 | - | 1.7 | 1.8 | 2.5 | 1.4 | 1.9 | 2.3 | 1.2 | 1.4 | 2.9 | 3.5 | 4.5 |
| <i>Item 31170 Subject A01b</i> | <i>N</i> 1933 | 832 | 1047 | 1281 | 212 | 321 | 512 | 673 | 428 | 1497 | 381 | 906 | 468 | 183 | 322 | 33 |
| D20G: . . . taken ritalin (without a doctor's orders) | | | | | | | | | | | | | | | | |
| 1. 0 occasions | 96.1 | 95.0 | 97.2 | 94.8 | 100.0 | 95.4 | 94.2 | 96.4 | 98.3 | 97.0 | 93.3 | 100.0 | 100.0 | 95.8 | 83.3 | 55.9 |
| 2. 1-2 | 2.2 | 2.5 | 1.8 | 3.0 | - | 1.7 | 2.5 | 2.6 | 1.6 | 1.5 | 3.9 | - | - | 3.3 | 8.3 | 30.2 |
| 3. 3-5 | 0.7 | 0.8 | 0.5 | 0.8 | - | 1.1 | 1.1 | 0.4 | 0.1 | 0.7 | 0.7 | - | - | 0.8 | 3.2 | 2.7 |
| 4. 6-9 | 0.4 | 1.0 | 0.1 | 0.6 | - | 0.4 | 0.9 | 0.4 | - | 0.3 | 1.0 | - | - | 0.1 | 2.3 | 3.0 |
| 5. 10-19 | 0.4 | 0.5 | 0.2 | 0.5 | - | 0.6 | 0.8 | 0.2 | - | 0.3 | 0.9 | - | - | - | 1.5 | 7.2 |
| 6. 20-39 | 0.2 | 0.2 | 0.2 | 0.4 | - | 0.8 | 0.4 | - | - | 0.3 | 0.2 | - | - | - | 1.4 | - |
| 7. 40 or more | * | * | - | * | - | - | 0.1 | 0.1 | - | * | * | - | - | - | - | 1.1 |
| <i>Item 31180 Subject A01b</i> | <i>N</i> 1924 | 826 | 1044 | 1280 | 211 | 322 | 511 | 672 | 419 | 1490 | 378 | 905 | 466 | 179 | 320 | 33 |
| D20H: . . . taken OxyContin (without a doctor's orders) | | | | | | | | | | | | | | | | |
| 1. 0 occasions | 96.6 | 94.9 | 97.9 | 95.3 | 99.6 | 96.3 | 94.6 | 97.1 | 98.3 | 97.2 | 93.7 | 100.0 | 100.0 | 98.4 | 83.9 | 66.2 |
| 2. 1-2 | 1.7 | 2.5 | 1.1 | 2.4 | 0.4 | 2.1 | 3.2 | 1.3 | 0.4 | 1.7 | 2.3 | - | - | 1.3 | 9.2 | 5.2 |
| 3. 3-5 | 0.4 | 0.7 | 0.3 | 0.7 | - | 0.6 | 0.4 | 0.5 | 0.2 | 0.2 | 1.5 | - | - | - | 2.0 | 6.9 |
| 4. 6-9 | 0.8 | 1.2 | 0.6 | 1.1 | - | 0.6 | 0.9 | 0.8 | 1.0 | 0.6 | 1.9 | - | - | 0.3 | 3.6 | 11.9 |
| 5. 10-19 | 0.2 | 0.3 | 0.1 | 0.3 | - | 0.1 | 0.7 | 0.2 | - | 0.2 | 0.3 | - | - | - | 0.7 | 7.2 |
| 6. 20-39 | 0.1 | 0.2 | - | 0.1 | - | - | 0.3 | - | - | 0.1 | - | - | - | - | 0.5 | - |
| 7. 40 or more | 0.1 | 0.2 | - | 0.1 | - | 0.3 | - | 0.1 | - | * | 0.2 | - | - | - | 0.1 | 2.7 |
| <i>Item 31310 Subject A01b</i> | <i>N</i> 1931 | 831 | 1046 | 1278 | 212 | 320 | 511 | 673 | 428 | 1496 | 380 | 906 | 467 | 183 | 321 | 33 |

*=less than .05 percent.

MONITORING THE FUTURE

| QUESTIONNAIRE FORM 6 2002 | TOTAL | SEX | | RACE | | REGION | | | | COLLEGE PLANS? | | ILLICIT DRUG USE: LIFETIME | | | | | |
|--|----------|-------------|------------|-------------|-------------|------------|------------|------------|------------|-------------------|-------------|----------------------------|------------------------|--------------|---------------|--------------------|-----------|
| | | M | F | White | Black | NE | NC | S | W | Yes | No | None | Mari- juana Only | Few Pills | More Pills | Any Her- oin | |
| <i>N (Weighted No. of Cases):</i> | 2276 | 990 | 1158 | 1417 | 261 | 445 | 574 | 757 | 499 | 1678 | 432 | 1035 | 553 | 205 | 368 | 42 | |
| <i>% of Weighted Total:</i> | 100.0 | 43.5 | 50.9 | 62.3 | 11.5 | 19.6 | 25.2 | 33.3 | 21.9 | 73.7 | 19.0 | 45.5 | 24.3 | 9.0 | 16.2 | 1.9 | |
| D20I: . . . taken Vicodin (without a doctor's orders) | | | | | | | | | | | | | | | | | |
| 1. 0 occasions | 92.7 | 91.2 | 93.9 | 90.8 | 99.2 | 94.5 | 89.5 | 94.8 | 91.8 | 94.3 | 88.6 | 100.0 | 100.0 | 92.1 | 67.5 | 42.2 | |
| 2. 1-2 | 3.5 | 4.0 | 3.1 | 4.3 | 0.4 | 1.6 | 5.2 | 2.6 | 4.4 | 2.5 | 5.8 | - | - | 6.6 | 16.1 | 12.8 | |
| 3. 3-5 | 1.1 | 1.5 | 0.8 | 1.4 | 0.5 | 1.5 | 1.6 | 0.6 | 1.1 | 1.1 | 1.4 | - | - | 0.9 | 5.0 | 4.2 | |
| 4. 6-9 | 0.8 | 0.5 | 1.1 | 1.0 | - | 0.9 | 0.6 | 0.9 | 1.0 | 0.7 | 1.3 | - | - | 0.5 | 4.0 | 7.5 | |
| 5. 10-19 | 0.9 | 1.5 | 0.4 | 1.3 | - | 0.2 | 1.5 | 0.7 | 1.2 | 0.7 | 1.1 | - | - | - | 4.0 | 16.0 | |
| 6. 20-39 | 0.3 | 0.2 | 0.5 | 0.5 | - | 0.8 | 0.2 | 0.2 | 0.2 | 0.3 | 0.4 | - | - | - | 1.7 | 1.5 | |
| 7. 40 or more | 0.6 | 1.1 | 0.2 | 0.8 | - | 0.4 | 1.4 | 0.3 | 0.2 | 0.4 | 1.4 | - | - | - | 1.7 | 15.9 | |
| <i>Item 31320 Subject A01b</i> | <i>N</i> | <i>1930</i> | <i>831</i> | <i>1044</i> | <i>1276</i> | <i>213</i> | <i>319</i> | <i>510</i> | <i>673</i> | <i>428</i> | <i>1493</i> | <i>381</i> | <i>905</i> | <i>467</i> | <i>183</i> | <i>321</i> | <i>33</i> |
| D20J: . . . taken Rohypnol ("rophies," "roofies") | | | | | | | | | | | | | | | | | |
| 1. 0 occasions | 98.7 | 98.3 | 99.2 | 98.3 | 99.7 | 99.4 | 98.1 | 98.8 | 98.7 | 98.7 | 99.5 | 100.0 | 100.0 | 99.7 | 95.2 | 81.8 | |
| 2. 1-2 | 0.7 | 0.9 | 0.5 | 0.9 | - | 0.2 | 0.7 | 0.7 | 0.9 | 0.6 | - | - | - | - | 2.4 | 8.1 | |
| 3. 3-5 | 0.3 | 0.4 | 0.3 | 0.4 | 0.3 | 0.2 | 0.8 | 0.1 | 0.2 | 0.3 | 0.2 | - | - | - | 1.3 | 5.3 | |
| 4. 6-9 | 0.1 | 0.2 | 0.1 | 0.2 | - | 0.2 | - | 0.2 | 0.1 | 0.2 | - | - | - | 0.3 | 0.6 | - | |
| 5. 10-19 | 0.1 | - | * | * | - | - | 0.1 | 0.2 | - | * | 0.3 | - | - | - | - | 4.8 | |
| 6. 20-39 | 0.1 | 0.2 | - | 0.1 | - | - | 0.3 | - | - | 0.1 | - | - | - | - | 0.5 | - | |
| 7. 40 or more | * | - | - | - | - | - | - | 0.1 | - | - | - | - | - | - | - | - | |
| <i>Item 29785 Subject A01b</i> | <i>N</i> | <i>1934</i> | <i>832</i> | <i>1047</i> | <i>1282</i> | <i>212</i> | <i>322</i> | <i>512</i> | <i>673</i> | <i>427</i> | <i>1495</i> | <i>383</i> | <i>907</i> | <i>469</i> | <i>183</i> | <i>321</i> | <i>33</i> |

* = less than .05 percent.

Cross-Time Index of Questionnaire Items, 1976–2002

Introduction to the Indexing Conventions

Beginning with the 1982 volume, the cross-time index of question locations is organized first by subject area (see Table 4 for a complete listing). Within each subject area, questions are listed in numerical sequence according to item reference number, which is the unique numerical identifier assigned to each question in the study.

The Question Index may be used in two major ways:

1. **Locating a Question across Years.** Having located a question of interest in the Descriptive Results section, the reader may determine in what other years that same question has appeared by simply looking it up by subject area and item reference number. The index will show all years in which that item has appeared and also its location each year (by questionnaire form, section, and item number). All items will retain their unique reference numbers in future years as well and, thus, may be located in exactly the same way in subsequent volumes in this series. The 1975 index entries are not included in this volume but may be found in any volume prior to the 1997 volume.

Example: A reader interested in a particular item about the nation finding technological solutions to problems would note that it has been classified under subject area I01 ("Expectations concerning societal change") and that it has been assigned item reference number 10940. The index entry for item 10940 shows that this item has appeared in Section D of questionnaire Form 4 in all annual surveys in the series. Its question number was D03c in 1976–81 and D10c thereafter.

2. **Locating Questions by Subject Area.** Given an interest in some particular subject area, one can quickly scan the index to locate all questions dealing with that area. Table 4 lists all the subject areas into which items are classified, along with the alphanumeric code assigned to each area.

Example: A reader interested in items dealing with religion should first locate the relevant code in Table 4: Code G, "Religion." The second step is to scan that section of the item index, noting for every item its item reference number and page location in this volume. The reader may or may not find the abbreviated description of the item (given in the third column of the index and further described below) helpful in deciding whether to look up a particular item in the Descriptive Results section. Some of these descriptions are rather clear as to their meaning, but others are less so.

Definitions of Column Headings

The definitions of column headings, and the conventions used for the entries in each column, are given below under the number indicated in the following key.

① **Item Reference Number.** A unique identification number is assigned to each question for the duration of this research and reporting series. It appears below that question in the Descriptive Results section, as well as in this index and the indices of all other volumes in this series.

② **Page Location.** The second column of the Question Index gives the page number of the present volume on which a verbatim statement of the question may be found along with this year's descriptive results. For drug use questions

appearing in the combined Forms 1–6 section, the page number given for the Form 1 question is the location of the question in Form 1 only. The page number given for the Form 2–6 question is the location of the question in the combined Forms 1–6 section. Table 4 in the Introduction to this volume lists all drug use questions by the form(s) in which they appear.

③ **Item Description (Abbreviated).** This is a brief mnemonic description—up to 16 characters in length—that attempts to characterize the content of the question. Originally developed for question identification on OSIRIS computer files, it may in many cases allow one to determine the relevance of the question to one's own interest and thus reduce the number of irrelevant questions that must be looked up in the Descriptive Results section.

④ **Questionnaire Location by Year.** An entry is provided for every year in which an item appeared in one of the study's questionnaire forms. The six (or fewer) characters constituting the entry indicate the form in which the question appeared, the section of that form, and the question number. Take as an example the

questionnaire location 1A004A. This location code indicates that the question appeared in Form 1, Section A and was labeled as question 4a.

Form
Section
Question number
Subpart of question, if any

1A004A

Occasionally an entry will be followed by an asterisk (*). This indicates that there was a change (usually minor) in the wording of the question and/or the answer alternatives in that year.

⑤ **Subject Area.** Table 4 shows the subject content areas that have been distinguished here and gives the alphanumeric code assigned to each of them. Every question item in the index has been classified into (and listed under) one or more of the subject areas, and the index (beginning with the 1982 volume) has been organized by subject area.

[illegible]

Table 4
Subject Area Key
(Referenced by Letter in the Question Index)

| | |
|---|-----|
| A. Drugs. Drug use and related attitudes and beliefs, drug availability and exposure, surrounding conditions and social meaning of drug use. Views of significant others regarding drugs. | 262 |
| A01... Use of Various Licit and Illicit Drugs..... | 262 |
| A01a. - . . . in lifetime..... | 262 |
| A01b. - . . . in last 12 months..... | 264 |
| A01c. - . . . in last 30 days..... | 268 |
| A01d. -Quantity used | 270 |
| A01e. -How high? (How often?)..... | 272 |
| A01f. -How long high? | 272 |
| A01g. -Incidence of first use | 272 |
| A01h. -Use with other drugs | 274 |
| A01i. -Tried to stop | 276 |
| A01j. -Use on doctor's orders? | 276 |
| A01k. -Bad trip? | 276 |
| A01l. -Kinds of drugs | 276 |
| A01m. -Cost..... | 278 |
| A02. Exposure to Drug Use | 278 |
| A02a. -Friends' use | 278 |
| A02b. -Exposure to users | 280 |
| A02c. -Exposure through the media | 280 |
| A03. Availability of Drugs | 280 |
| A03a. -Availability | 280 |
| A03b. -Purchase | 282 |
| A04. Expected Future Use..... | 282 |
| A04a. -Expected future use among all respondents | 282 |
| A04b. -Expected future use among nonusers..... | 282 |
| A05. Conditions of Use | 282 |
| A05a. -Alone..... | 282 |
| A05b. -With others..... | 284 |
| A05c. -Settings of use (at school, at home, etc.)..... | 284 |
| A05d. -Mode of drug administration..... | 286 |
| A06. Reasons for Use, Abstinence, and Stopping..... | 286 |
| A06a. -Reasons for use..... | 286 |
| A06b. -Reasons for abstinence from or stopping drug use | 290 |
| A06c. -Worries about the consequences of quitting | 292 |
| A07. Drug Problems | 292 |
| A07a. -Driving, tickets, and accidents after use | 292 |
| A07b. -Other problems..... | 292 |
| A08a. Sources of Help, Treatment Regarding Drugs..... | 294 |
| A09. Others' Awareness of Use..... | 294 |
| A09a. -Parental awareness of use | 294 |
| A09b. -Others' awareness of use..... | 294 |
| A09c. -Police awareness of use | 294 |

Table 4 (continued)

| | |
|--|------------|
| A10. Drug Education and Communication..... | 294 |
| A10a. –In school..... | 294 |
| A10b. –In the mass media | 296 |
| A11. Own Attitudes Regarding Drugs and Drug Users..... | 296 |
| A11a. –Own attitudes about use by adults | 296 |
| A11b. –Own attitudes regarding drugs for own children | 298 |
| A11c. –Own perceptions of users | 298 |
| A11d. –Own attitudes about use by people of high school age | 298 |
| A12. Others' Attitudes Regarding Drugs and Drug Users | 300 |
| A12a. –Parents' attitudes regarding drugs | 300 |
| A12b. –Friends' and fellow students' attitudes regarding drugs | 300 |
| A12c. –Perception of drug users | 300 |
| A13. Legal Issues Regarding Drugs | 302 |
| A13a. –Preferred legality for adults | 302 |
| A13b. –Own response to legalization | 302 |
| A13c. –Knowledge of marijuana laws..... | 302 |
| A14. Risk of Drug Harm | 302 |
| A14a. –To self..... | 302 |
| A14b. –To others | 304 |
| A15a. Admitting Use in Questionnaire..... | 306 |
| A16a. Parent Groups | 306 |
| A17. Role Models in the Larger Environment | 306 |
| A17a. –Perceived use of drugs by role models | 306 |
| A17b. –Perceived attitudes toward drugs by role models..... | 306 |
| A18. Promotional Activities..... | 306 |
| A18a. –Advertising | 306 |
| A18b. –Logos | 306 |
| A18c. –Coupons | 306 |
| A18d. –Free samples..... | 306 |
| A18e. –Movies or television..... | 306 |
| B. Education..... | 306 |
| B01. High school: scholastic status, objectives, experiences | 306 |
| B02. Combining work and school: attitudes, experiences | 310 |
| B03. Interracial contact at school..... | 310 |
| B04. Student norms, misbehavior in class..... | 310 |
| B05. Counseling | 310 |
| B06. Absenteeism and truancy | 310 |
| B07. Delinquency, victimization, and feeling safe at school..... | 312 |
| B08. Competency testing | 312 |
| B09. Post-high school: status, plans, characteristics | 312 |
| B10. Attitudes regarding educational institutions..... | 314 |
| B11. High school: length of experiences..... | 314 |

Table 4 (continued)

| | |
|---|-----|
| C. Work and Leisure. | 316 |
| C01. Present or recent work experience..... | 316 |
| C02. Income sources; financial security..... | 316 |
| C03. Vocational plans, aspirations, expectations..... | 316 |
| C04. Preferences regarding job characteristics | 318 |
| C05. Desirability of different working arrangements and settings..... | 318 |
| C06. Work ethic/success orientation | 320 |
| C07. Leisure time: extent, activities..... | 320 |
| C08. Attitudes toward leisure time | 322 |
| C09. Computer use | 322 |
| D. Sex Roles and Family. | 322 |
| D01. Dating and marriage: status, attitudes, expectations..... | 322 |
| D02. Parenthood: status, attitudes, expectations | 322 |
| D03. Values surrounding marriage and family | 322 |
| D04. Preferences regarding marital/familial arrangements..... | 322 |
| D05. Sex role attitudes..... | 324 |
| D06. Opinions regarding gender discrimination..... | 324 |
| E. Population Concerns. | 324 |
| E01. Overpopulation..... | 324 |
| E02. Birth control..... | 326 |
| F. Conservation, Materialism, Equity, etc. | 326 |
| F01. Personal materialism..... | 326 |
| F02. Societal materialism and advertising..... | 326 |
| F03. Concern with world hunger and poverty | 326 |
| F04. Ecological concerns..... | 328 |
| F05. Concern with conservation of resources..... | 328 |
| F06. Preferences regarding dwelling type and urbanicity | 328 |
| F07. Driving and use of mass transit | 328 |
| G. Religion. Religious preferences, activities, views..... | 330 |

Table 4 (continued)

| | |
|--|-----|
| H. Politics. | 330 |
| H01. Political interest and preferences | 330 |
| H02. Attitudes toward governmental policies and practices | 330 |
| H03. Views about the role of citizens in government (see also I02) | 330 |
| H04. Confidence in government | 332 |
| H05. Voting, political activism | 332 |
| I. Social Change. | 332 |
| I01. Expectations concerning societal change | 332 |
| I02. Attitudes regarding activism | 332 |
| I03. Reactions to personal and social change | 334 |
| J. Social Problems. Interest and concerns. | 334 |
| K. Major Social Institutions. | 334 |
| K01. Trust (see also C05) | 334 |
| K02. Satisfaction with performance | 334 |
| K03. Preferred influence | 334 |
| L. Military. | 336 |
| L01. Plans for military service | 336 |
| L02. Attitudes toward a draft | 336 |
| L03. Views about the use of military force | 336 |
| L04. Attitudes toward the military as an institution and occupation | 336 |
| M. Interpersonal Relationships. | 338 |
| M01. Dating | 338 |
| M02. Cross-age relationships with adults outside the family (see also B05) | 338 |
| M03. Agreement/disagreement with parents | 338 |
| M04. Friendships (see also Q03) | 338 |
| M05. Community at large | 340 |
| N. Race Relations. | 340 |
| N01. Preferred interracial contact | 340 |
| N02. Attitudes toward discrimination | 340 |
| N03. Actual interracial contacts | 340 |

Table 4 (continued)

| | |
|--|-----|
| O. Concern for Others..... | 340 |
| O01. Attitudes regarding social service, charitable activism | 340 |
| O02. Involvement in community, altruistic activities | 340 |
| O03. Concern with the problems of others..... | 342 |
| P. Happiness. | 342 |
| P01. Happiness, satisfaction with life and self | 342 |
| P02. Satisfaction with specific life domains | 342 |
| Q. Other Personality Variables. | 342 |
| Q01. Attitudes about self, self-esteem | 342 |
| Q02. Locus of control..... | 344 |
| Q03. Loneliness | 344 |
| Q04. Risk taking | 344 |
| Q05. Trust in others | 344 |
| Q06. (Changed to subject areas T01-T04)..... | 352 |
| Q07. Importance placed on various life goals..... | 344 |
| Q08. Social, political, cultural orientation..... | 346 |
| Q09. Hostility..... | 346 |
| R. Background..... | 346 |
| R01. Age, sex, race, and marital status | 346 |
| R02. Family characteristics..... | 346 |
| R03. Living arrangements and household characteristics | 348 |
| S. Deviance and Victimization. | 350 |
| S01. Delinquent behaviors | 350 |
| S02. Driving violations and accidents | 350 |
| S03. Victimization experiences..... | 352 |
| T. Health | 352 |
| T01. Symptoms | 352 |
| T02. Habits | 354 |
| T03. Height and weight..... | 354 |
| T04. Medical treatment..... | 354 |

The Question Index begins on the following page.



| Item Ref. No. | Page Loc. in this Vol. | ITEM DESCRIPTION (ABBREVIATED) | QUESTIONNAIRE LOCATION BY YEAR (FORM, SECTION, AND QUESTION NUMBER) | | | | | | | | | | |
|---------------------|---------------------------------|--------------------------------------|---|------|------|------|------|------|------|------|------|------|------|
| | | | 1976 | 1977 | 1978 | 1979 | 1980 | 1981 | 1982 | 1983 | 1984 | 1985 | 1986 |
| | | | | | | | | | | | | | |

A01a: DRUGS. Number of uses in lifetime

| | | | | | | | | | | | | | |
|-------|----|------------------|--------|--------|--------|--------|--------|--------|---------|--------|--------|--------|--------|
| 00760 | 52 | EVR SMK CIG,REG | 1B001 | 1B001 | 1B001 | 1B001 | 1B001 | 1B001 | 1B001 | 1B001 | 1B001 | 1B001 | 1B001 |
| 00760 | 28 | EVR SMK CIG,REGL | 2B01 | 2B01 | 2B01 | 2B01 | 2B01 | 2B01 | 2B01 | 2B01 | 2B01 | 2B01 | 2B01 |
| 00760 | 28 | EVR SMK CIG,REGL | 3B01 | 3B01 | 3B01 | 3B01 | 3B01 | 3B01 | 3B01 | 3B01 | 3B01 | 3B01 | 3B01 |
| 00760 | 28 | EVR SMK CIG,REGL | 4B01 | 4B01 | 4B01 | 4B01 | 4B01 | 4B01 | 4B01 | 4B01 | 4B01 | 4B01 | 4B01 |
| 00760 | 28 | EVR SMK CIG,REGL | 5B01 | 5B01 | 5B01 | 5B01 | 5B01 | 5B01 | 5B01 | 5B01 | 5B01 | 5B01 | 5B01 |
| 00760 | 28 | EVR SMK CIG,REGL | | | | | | | | | | | |
| 00790 | 29 | EVER DRINK | 2B03 | 2B03 | 2B03 | 2B03 | 2B03 | 2B03 | 2B03 | 2B03 | 2B03 | 2B03 | 2B03 |
| 00790 | 29 | EVER DRINK | 3B03 | 3B03 | 3B03 | 3B03 | 3B03 | 3B03 | 3B03 | 3B03 | 3B03 | 3B03 | 3B03 |
| 00790 | 29 | EVER DRINK | 4B03 | 4B03 | 4B03 | 4B03 | 4B03 | 4B03 | 4B03 | 4B03 | 4B03 | 4B03 | 4B03 |
| 00790 | 29 | EVER DRINK | 5B03 | 5B03 | 5B03 | 5B03 | 5B03 | 5B03 | 5B03 | 5B03 | 5B03 | 5B03 | 5B03 |
| 00790 | 29 | EVER DRINK | | | | | | | | | | | |
| 00810 | 53 | #X DRNK/LIFETIME | 1B007A | 1B007A | 1B007A | 1B007A | 1B007A | 1B007A | 1B007A | 1B007A | 1B007A | 1B007A | 1B007A |
| 00810 | 29 | #X DRNK/LIFETIME | 2B04A | 2B04A | 2B04A | 2B04A | 2B04A | 2B04A | 2B04A | 2B04A | 2B04A | 2B04A | 2B04A |
| 00810 | 29 | #X DRNK/LIFETIME | 3B04A | 3B04A | 3B04A | 3B04A | 3B04A | 3B04A | 3B04A | 3B04A | 3B04A | 3B04A | 3B04A |
| 00810 | 29 | #X DRNK/LIFETIME | 4B04A | 4B04A | 4B04A | 4B04A | 4B04A | 4B04A | 4B04A | 4B04A | 4B04A | 4B04A | 4B04A |
| 00810 | 29 | #X DRNK/LIFETIME | 5B04A | 5B04A | 5B04A | 5B04A | 5B04A | 5B04A | 5B04A | 5B04A | 5B04A | 5B04A | 5B04A |
| 00810 | 29 | #X DRNK/LIFETIME | | | | | | | | | | | |
| 00860 | 30 | #XMJ+HS/LIFETIME | 2B07A | 2B07A | 2B07A | 2B07A | 2B07A | 2B07A | 2B07A | 2B07A | 2B07A | 2B07A | 2B07A |
| 00860 | 30 | #XMJ+HS/LIFETIME | 3B07A | 3B07A | 3B07A | 3B07A | 3B07A | 3B07A | 3B07A | 3B07A | 3B07A | 3B07A | 3B07A |
| 00860 | 30 | #XMJ+HS/LIFETIME | 4B07A | 4B07A | 4B07A | 4B07A | 4B07A | 4B07A | 4B07A | 4B07A | 4B07A | 4B07A | 4B07A |
| 00860 | 30 | #XMJ+HS/LIFETIME | 5B07A | 5B07A | 5B07A | 5B07A | 5B07A | 5B07A | 5B07A | 5B07A | 5B07A | 5B07A | 5B07A |
| 00860 | 30 | #XMJ+HS/LIFETIME | | | | | | | | | | | |
| 00890 | 63 | #X LSD/LIFETIME | 1B029A | 1B029A | 1B029A | 1B029A | 1B029A | 1B029A | 1B033A | 1B033A | 1B033A | 1B033A | 1B033A |
| 00890 | 31 | #X LSD/LIFETIME | 2B08A | 2B08A | 2B08A | 2B08A | 2B08A | 2B08A | 2B08A | 2B08A | 2B08A | 2B08A | 2B08A |
| 00890 | 31 | #X LSD/LIFETIME | 3B08A | 3B08A | 3B08A | 3B08A | 3B08A | 3B08A | 3B08A | 3B08A | 3B08A | 3B08A | 3B08A |
| 00890 | 31 | #X LSD/LIFETIME | 4B08A | 4B08A | 4B08A | 4B08A | 4B08A | 4B08A | 4B08A | 4B08A | 4B08A | 4B08A | 4B08A |
| 00890 | 31 | #X LSD/LIFETIME | 5B08A | 5B08A | 5B08A | 5B08A | 5B08A | 5B08A | 5B08A | 5B08A | 5B08A | 5B08A | 5B08A |
| 00890 | 31 | #X LSD/LIFETIME | | | | | | | | | | | |
| 00920 | 66 | #X PSYD/LIFETIME | 1B038A | 1B038A | 1B038A | 1B038A | 1B038A | 1B038A | 1B042A | 1B042A | 1B042A | 1B042A | 1B042A |
| 00920 | 32 | #X PSYD/LIFETIME | 2B09A | 2B09A | 2B09A | 2B09A | 2B09A | 2B09A | 2B09A | 2B09A | 2B09A | 2B09A | 2B09A |
| 00920 | 32 | #X PSYD/LIFETIME | 3B09A | 3B09A | 3B09A | 3B09A | 3B09A | 3B09A | 3B09A | 3B09A | 3B09A | 3B09A | 3B09A |
| 00920 | 32 | #X PSYD/LIFETIME | 4B09A | 4B09A | 4B09A | 4B09A | 4B09A | 4B09A | 4B09A | 4B09A | 4B09A | 4B09A | 4B09A |
| 00920 | 32 | #X PSYD/LIFETIME | 5B09A | 5B09A | 5B09A | 5B09A | 5B09A | 5B09A | 5B09A | 5B09A | 5B09A | 5B09A | 5B09A |
| 00920 | 32 | #X PSYD/LIFETIME | | | | | | | | | | | |
| 00950 | | #X COKE/LIFETIME | 1B076A | 1B076A | 1B076A | 1B076A | 1B076A | 1B076A | 1B083A | 1B083A | 1B083A | 1B083A | 1B083A |
| 00950 | 32 | #X COKE/LIFETIME | 2B10A | 2B10A | 2B10A | 2B10A | 2B10A | 2B10A | 2B10A | 2B10A | 2B10A | 2B10A | 2B10A |
| 00950 | | #X COKE/LIFETIME | 3B10A | 3B10A | 3B10A | 3B10A | 3B10A | 3B10A | 3B10A | 3B10A | 3B10A | 3B10A | 3B10A |
| 00950 | | #X COKE/LIFETIME | 4B10A | 4B10A | 4B10A | 4B10A | 4B10A | 4B10A | 4B10A | 4B10A | 4B10A | 4B10A | 4B10A |
| 00950 | 32 | #X COKE/LIFETIME | 5B10A | 5B10A | 5B10A | 5B10A | 5B10A | 5B10A | 5B10A | 5B10A | 5B10A | 5B10A | 5B10A |
| 00950 | | #X COKE/LIFETIME | | | | | | | | | | | |
| 00980 | 69 | #X AMPH/LIFETIME | 1B043A | 1B043A | 1B043A | 1B043A | 1B043A | 1B043A | 1B050A* | 1B050A | 1B050A | 1B050A | 1B050A |
| 00980 | 34 | #X AMPH/LIFETIME | 2B11A | 2B11A | 2B11A | 2B11A | 2B11A | 2B11A | 2B11A* | 2B11A | 2B11A | 2B11A | 2B11A |
| 00980 | 34 | #X AMPH/LIFETIME | 3B11A | 3B11A | 3B11A | 3B11A | 3B11A | 3B11A | 3B11A | 3B11A | 3B11A | 3B11A | 3B11A |
| 00980 | 34 | #X AMPH/LIFETIME | 4B11A | 4B11A | 4B11A | 4B11A | 4B11A | 4B11A | 4B11A* | 4B11A | 4B11A | 4B11A | 4B11A |
| 00980 | 34 | #X AMPH/LIFETIME | 5B11A | 5B11A | 5B11A | 5B11A | 5B11A | 5B11A | 5B11A | 5B11A | 5B11A | 5B11A | 5B11A |
| 00980 | 34 | #X AMPH/LIFETIME | | | | | | | | | | | |
| 01010 | 35 | #X QUAD/LIFETIME | 1B053A | 1B053A | 1B053A | 1B053A | 1B053A | 1B053A | 1B060A | 1B060A | 1B060A | 1B060A | 1B060A |
| 01010 | | #X QUAD/LIFETIME | 2B12A | 2B12A | 2B12A | 2B12A | 2B12A | 2B12A | 2B12A | 2B12A | 2B12A | 2B12A | 2B12A |
| 01010 | | #X QUAD/LIFETIME | 3B12A | 3B12A | 3B12A | 3B12A | 3B12A | 3B12A | 3B12A | 3B12A | 3B12A | 3B12A | 3B12A |
| 01010 | | #X QUAD/LIFETIME | 4B12A | 4B12A | 4B12A | 4B12A | 4B12A | 4B12A | 4B12A | 4B12A | 4B12A | 4B12A | 4B12A |
| 01010 | | #X QUAD/LIFETIME | 5B12A | 5B12A | 5B12A | 5B12A | 5B12A | 5B12A | 5B12A | 5B12A | 5B12A | 5B12A | 5B12A |
| 01010 | | #X QUAD/LIFETIME | | | | | | | | | | | |
| 01040 | 73 | #X BRBT/LIFETIME | 1B057A | 1B057A | 1B057A | 1B057A | 1B057A | 1B057A | 1B064A | 1B064A | 1B064A | 1B064A | 1B064A |
| 01040 | 36 | #X BRBT/LIFETIME | 2B13A | 2B13A | 2B13A | 2B13A | 2B13A | 2B13A | 2B13A | 2B13A | 2B13A | 2B13A | 2B13A |
| 01040 | 36 | #X BRBT/LIFETIME | 3B13A | 3B13A | 3B13A | 3B13A | 3B13A | 3B13A | 3B13A | 3B13A | 3B13A | 3B13A | 3B13A |
| 01040 | 36 | #X BRBT/LIFETIME | 4B13A | 4B13A | 4B13A | 4B13A | 4B13A | 4B13A | 4B13A | 4B13A | 4B13A | 4B13A | 4B13A |
| 01040 | 36 | #X BRBT/LIFETIME | 5B13A | 5B13A | 5B13A | 5B13A | 5B13A | 5B13A | 5B13A | 5B13A | 5B13A | 5B13A | 5B13A |
| 01040 | 36 | #X BRBT/LIFETIME | | | | | | | | | | | |
| 01070 | 74 | #X TRQL/LIFETIME | 1B067A | 1B067A | 1B067A | 1B067A | 1B067A | 1B067A | 1B074A | 1B074A | 1B074A | 1B074A | 1B074A |
| 01070 | 37 | #X TRQL/LIFETIME | 2B14A | 2B14A | 2B14A | 2B14A | 2B14A | 2B14A | 2B14A | 2B14A | 2B14A | 2B14A | 2B14A |
| 01070 | 37 | #X TRQL/LIFETIME | 3B14A | 3B14A | 3B14A | 3B14A | 3B14A | 3B14A | 3B14A | 3B14A | 3B14A | 3B14A | 3B14A |
| 01070 | 37 | #X TRQL/LIFETIME | 4B14A | 4B14A | 4B14A | 4B14A | 4B14A | 4B14A | 4B14A | 4B14A | 4B14A | 4B14A | 4B14A |
| 01070 | 37 | #X TRQL/LIFETIME | 5B14A | 5B14A | 5B14A | 5B14A | 5B14A | 5B14A | 5B14A | 5B14A | 5B14A | 5B14A | 5B14A |
| 01070 | 37 | #X TRQL/LIFETIME | | | | | | | | | | | |
| 01100 | 83 | #X "H"/LIFETIME | 1B085A | 1B085A | 1B085A | 1B085A | 1B085A | 1B085A | 1B092A | 1B092A | 1B092A | 1B092A | 1B092A |
| 01100 | | #X "H"/LIFETIME | 2B15A | 2B15A | 2B15A | 2B15A | 2B15A | 2B15A | 2B15A | 2B15A | 2B15A | 2B15A | 2B15A |
| 01100 | 37 | #X "H"/LIFETIME | 3B15A | 3B15A | 3B15A | 3B15A | 3B15A | 3B15A | 3B15A | 3B15A | 3B15A | 3B15A | 3B15A |
| 01100 | 37 | #X "H"/LIFETIME | 4B15A | 4B15A | 4B15A | 4B15A | 4B15A | 4B15A | 4B15A | 4B15A | 4B15A | 4B15A | 4B15A |
| 01100 | | #X "H"/LIFETIME | 5B15A | 5B15A | 5B15A | 5B15A | 5B15A | 5B15A | 5B15A | 5B15A | 5B15A | 5B15A | 5B15A |
| 01100 | | #X "H"/LIFETIME | | | | | | | | | | | |
| 01130 | 84 | #X NARC/LIFETIME | 1B095A | 1B095A | 1B095A | 1B095A | 1B095A | 1B095A | 1B094A | 1B094A | 1B094A | 1B094A | 1B094A |
| 01130 | 39 | #X NARC/LIFETIME | 2B16A | 2B16A | 2B16A | 2B16A | 2B16A | 2B16A | 2B16A | 2B16A | 2B16A | 2B16A | 2B16A |
| 01130 | 39 | #X NARC/LIFETIME | 3B16A | 3B16A | 3B16A | 3B16A | 3B16A | 3B16A | 3B16A | 3B16A | 3B16A | 3B16A | 3B16A |
| 01130 | 39 | #X NARC/LIFETIME | 4B16A | 4B16A | 4B16A | 4B16A | 4B16A | 4B16A | 4B16A | 4B16A | 4B16A | 4B16A | 4B16A |
| 01130 | 39 | #X NARC/LIFETIME | 5B16A | 5B16A | 5B16A | 5B16A | 5B16A | 5B16A | 5B16A | 5B16A | 5B16A | 5B16A | 5B16A |
| 01130 | 39 | #X NARC/LIFETIME | | | | | | | | | | | |
| 01160 | 40 | #X INHL/LIFETIME | 2B17A | 2B17A | 2B17A | 2B17A | 2B17A | 2B17A | 2B17A | 2B17A | 2B17A | 2B17A | 2B17A |
| 01160 | 40 | #X INHL/LIFETIME | 3B17A | 3B17A | 3B17A | 3B17A | 3B17A | 3B17A | 3B17A | 3B17A | 3B17A | 3B17A | 3B17A |

*item text changed from previous year

A01a: DRUGS. Number of uses in lifetime

*=item text changed from previous year

A01a: DRUGS. Number of uses in lifetime (continued)

A01b: DRUGS. Number of uses in last 12 months

[illegible]

A01a: DRUGS. Number of uses in lifetime (continued)

A01b: DRUGS. Number of uses in last 12 months

*=item text changed from previous year



| Item Ref. No. | Page Loc. in this Vol. | ITEM DESCRIPTION (ABBREVIATED) | QUESTIONNAIRE LOCATION BY YEAR (FORM, SECTION, AND QUESTION NUMBER) | | | | | | | | | | |
|---------------------|---------------------------------|--------------------------------------|---|------|------|------|------|------|------|------|------|------|------|
| | | | 1976 | 1977 | 1978 | 1979 | 1980 | 1981 | 1982 | 1983 | 1984 | 1985 | 1986 |
| | | | | | | | | | | | | | |

A01b: DRUGS. Number of uses in last 12 months (continued)


| | | | | | | | | | | | | | |
|-------|-----|------------------|--------|--------|--------|--------|--------|--------|---------|--------|--------|--------|--------|
| 00960 | | #X COKE/LAST12MO | | | | | | | | | | | |
| 00990 | 69 | #X AMPH/LAST12M | 1B043B | 1B043B | 1B043B | 1B043B | 1B043B | 1B043B | 1B050B* | 1B050B | 1B050B | 1B050B | 1B050B |
| 00990 | 34 | #X AMPH/LAST12MO | 2B11B | 2B11B | 2B11B | 2B11B | 2B11B | 2B11B | 2B11B* | 2B11B | 2B11B | 2B11B | 2B11B |
| 00990 | 34 | #X AMPH/LAST12MO | 3B11B | 3B11B | 3B11B | 3B11B | 3B11B | 3B11B | 3B11B | 3B11B | 3B11B* | 3B11B | 3B11B |
| 00990 | 34 | #X AMPH/LAST12MO | 4B11B | 4B11B | 4B11B | 4B11B | 4B11B | 4B11B | 4B11B* | 4B11B | 4B11B | 4B11B | 4B11B |
| 00990 | 34 | #X AMPH/LAST12MO | 5B11B | 5B11B | 5B11B | 5B11B | 5B11B | 5B11B | 5B11B | 5B11B | 5B11B* | 5B11B | 5B11B |
| 00990 | 34 | #X AMPH/LAST12MO | | | | | | | | | | | |
| 01020 | 36 | #X QUAD/LAST12M | 1B053B | 1B053B | 1B053B | 1B053B | 1B053B | 1B053B | 1B060B | 1B060B | 1B060B | 1B060B | 1B060B |
| 01020 | | #X QUAD/LAST12MO | 2B12B | 2B12B | 2B12B | 2B12B | 2B12B | 2B12B | 2B12B | 2B12B | 2B12B | 2B12B | 2B12B |
| 01020 | | #X QUAD/LAST12MO | 3B12B | 3B12B | 3B12B | 3B12B | 3B12B | 3B12B | 3B12B | 3B12B | 3B12B | 3B12B | 3B12B |
| 01020 | | #X QUAD/LAST12MO | 4B12B | 4B12B | 4B12B | 4B12B | 4B12B | 4B12B | 4B12B | 4B12B | 4B12B | 4B12B | 4B12B |
| 01020 | | #X QUAD/LAST12MO | 5B12B | 5B12B | 5B12B | 5B12B | 5B12B | 5B12B | 5B12B | 5B12B | 5B12B | 5B12B | 5B12B |
| 01020 | | #X QUAD/LAST12MO | | | | | | | | | | | |
| 01050 | 74 | #X BRBT/LAST12M | 1B057B | 1B057B | 1B057B | 1B057B | 1B057B | 1B057B | 1B064B | 1B064B | 1B064B | 1B064B | 1B064B |
| 01050 | 36 | #X BRBT/LAST12MO | 2B13B | 2B13B | 2B13B | 2B13B | 2B13B | 2B13B | 2B13B | 2B13B | 2B13B | 2B13B | 2B13B |
| 01050 | 36 | #X BRBT/LAST12MO | 3B13B | 3B13B | 3B13B | 3B13B | 3B13B | 3B13B | 3B13B | 3B13B | 3B13B | 3B13B | 3B13B |
| 01050 | 36 | #X BRBT/LAST12MO | 4B13B | 4B13B | 4B13B | 4B13B | 4B13B | 4B13B | 4B13B | 4B13B | 4B13B | 4B13B | 4B13B |
| 01050 | 36 | #X BRBT/LAST12MO | 5B13B | 5B13B | 5B13B | 5B13B | 5B13B | 5B13B | 5B13B | 5B13B | 5B13B | 5B13B | 5B13B |
| 01050 | 36 | #X BRBT/LAST12MO | | | | | | | | | | | |
| 01080 | 75 | #X TRQL/LAST12M | 1B067B | 1B067B | 1B067B | 1B067B | 1B067B | 1B067B | 1B074B | 1B074B | 1B074B | 1B074B | 1B074B |
| 01080 | 37 | #X TRQL/LAST12MO | 2B14B | 2B14B | 2B14B | 2B14B | 2B14B | 2B14B | 2B14B | 2B14B | 2B14B | 2B14B | 2B14B |
| 01080 | 37 | #X TRQL/LAST12MO | 3B14B | 3B14B | 3B14B | 3B14B | 3B14B | 3B14B | 3B14B | 3B14B | 3B14B | 3B14B | 3B14B |
| 01080 | 37 | #X TRQL/LAST12MO | 4B14B | 4B14B | 4B14B | 4B14B | 4B14B | 4B14B | 4B14B | 4B14B | 4B14B | 4B14B | 4B14B |
| 01080 | 37 | #X TRQL/LAST12MO | 5B14B | 5B14B | 5B14B | 5B14B | 5B14B | 5B14B | 5B14B | 5B14B | 5B14B | 5B14B | 5B14B |
| 01080 | 37 | #X TRQL/LAST12MO | | | | | | | | | | | |
| 01110 | 83 | #X "H"/LAST 12MO | 1B085B | 1B085B | 1B085B | 1B085B | 1B085B | 1B085B | 1B092B | 1B092B | 1B092B | 1B092B | 1B092B |
| 01110 | | #X "H"/LAST 12MO | 2B15B | 2B15B | 2B15B | 2B15B | 2B15B | 2B15B | 2B15B | 2B15B | 2B15B | 2B15B | 2B15B |
| 01110 | 37 | #X "H"/LAST 12MO | 3B15B | 3B15B | 3B15B | 3B15B | 3B15B | 3B15B | 3B15B | 3B15B | 3B15B | 3B15B | 3B15B |
| 01110 | 37 | #X "H"/LAST 12MO | 4B15B | 4B15B | 4B15B | 4B15B | 4B15B | 4B15B | 4B15B | 4B15B | 4B15B | 4B15B | 4B15B |
| 01110 | | #X "H"/LAST 12MO | 5B15B | 5B15B | 5B15B | 5B15B | 5B15B | 5B15B | 5B15B | 5B15B | 5B15B | 5B15B | 5B15B |
| 01110 | | #X "H"/LAST 12MO | | | | | | | | | | | |
| 01140 | 84 | #X NARC/LAST12M | 1B095B | 1B095B | 1B095B | 1B095B | 1B095B | 1B095B | 1B094B | 1B094B | 1B094B | 1B094B | 1B094B |
| 01140 | 39 | #X NARC/LAST12MO | 2B16B | 2B16B | 2B16B | 2B16B | 2B16B | 2B16B | 2B16B | 2B16B | 2B16B | 2B16B | 2B16B |
| 01140 | 39 | #X NARC/LAST12MO | 3B16B | 3B16B | 3B16B | 3B16B | 3B16B | 3B16B | 3B16B | 3B16B | 3B16B | 3B16B | 3B16B |
| 01140 | 39 | #X NARC/LAST12MO | 4B16B | 4B16B | 4B16B | 4B16B | 4B16B | 4B16B | 4B16B | 4B16B | 4B16B | 4B16B | 4B16B |
| 01140 | 39 | #X NARC/LAST12MO | 5B16B | 5B16B | 5B16B | 5B16B | 5B16B | 5B16B | 5B16B | 5B16B | 5B16B | 5B16B | 5B16B |
| 01140 | 39 | #X NARC/LAST12MO | | | | | | | | | | | |
| 01170 | 40 | #X INHL/LAST12MO | 2B17B | 2B17B | 2B17B | 2B17B | 2B17B | 2B17B | 2B17B | 2B17B | 2B17B | 2B17B | 2B17B |
| 01170 | 40 | #X INHL/LAST12MO | 3B17B | 3B17B | 3B17B | 3B17B | 3B17B | 3B17B | 3B17B | 3B17B | 3B17B | 3B17B | 3B17B |
| 01170 | 40 | #X INHL/LAST12MO | 4B17B | 4B17B | 4B17B | 4B17B | 4B17B | 4B17B | 4B17B | 4B17B | 4B17B | 4B17B | 4B17B |
| 01170 | 40 | #X INHL/LAST12MO | 5B17B | 5B17B | 5B17B | 5B17B | 5B17B | 5B17B | 5B17B | 5B17B | 5B17B | 5B17B | 5B17B |
| 01170 | | #X INHL/LAST12MO | | | | | | | | | | | |
| 01182 | 125 | #X PCP/LAST12MO | | | | 2E02B | 2E02B | 2E02B | 2E02B | 2E02B | 2E02B | 2E02B | 2E02B |
| 01185 | 125 | #X PPRS/LAST12MO | | | | 2E03B | 2E03B | 2E03B | 2E03B | 2E03B | 2E03B | 2E03B | 2E03B |
| 02050 | 58 | #X HASH/LAST12M | 1B018B | 1B018B | 1B018B | 1B018B | 1B018B | 1B018B | 1B018B | 1B018B | 1B018B | 1B018B | 1B018B |
| 02080 | 59 | #X MARJ/LAST12M | 1B019B | 1B019B | 1B019B | 1B019B | 1B019B | 1B019B | 1B019B | 1B019B | 1B019B | 1B019B | 1B019B |
| 08520 | | 12MO.#OCC PAINRF | 3A27A | 3A27A | 3A27A | 3A27A | 3A27A | 3A27A | 3A27A | 3A27A | 3A27A | 3A27A | 3A27A |
| 08530 | | 12MO.#OCC SLP PL | 3A27B | 3A27B | 3A27B | 3A27B | 3A27B | 3A27B | 3A27B | 3A27B | 3A27B | 3A27B | 3A27B |
| 08540 | | 12MO.#OCC AWK PL | 3A27C | 3A27C | 3A27C | 3A27C | 3A27C | 3A27C | 3A27C | 3A27C | 3A27C | 3A27C | 3A27C |
| 08550 | | 12MO.#OCC CALM P | 3A27D | 3A27D | 3A27D | 3A27D | 3A27D | 3A27D | 3A27D | 3A27D | 3A27D | 3A27D | 3A27D |
| 11010 | 182 | #X BEER/LAST12MO | 4D04B | 4D04B | 4D04B | 4D04B | 4D04B | 4D04B | 4D11B | 4D11B | 4D11B | 4D11B | 4D11B |
| 11050 | 183 | #X WINE/LAST12MO | 4D06B | 4D06B | 4D06B | 4D06B | 4D06B | 4D06B | 4D13B | 4D13B | 4D13B | 4D13B | 4D13B |
| 11090 | 184 | #X LIQR/LAST12MO | 4D08B | 4D08B | 4D08B | 4D08B | 4D08B | 4D08B | 4D15B | 4D15B | 4D15B | 4D15B | 4D15B |
| 21230 | 67 | #X DIETPILL/12M | | | | | | | 1B046B | 1B046B | 1B046B | 1B046B | 1B046B |
| 21260 | 67 | #X STA-AWAK/12M | | | | | | | 1B047B | 1B047B | 1B047B | 1B047B | 1B047B |
| 21290 | 68 | #X LOOKALIK/12M | | | | | | | 1B048B | 1B048B | 1B048B | 1B048B | 1B048B |
| 22270 | 79 | #X CRACK/LST12M | | | | | | | | | | | |
| 22270 | 33 | #X CRACK/LAST12M | | | | | | | | | | | |
| 22270 | 33 | #X CRACK/LAST12M | | | | | | | | | | | |
| 22270 | 33 | #X CRACK/LAST12M | | | | | | | | | | | |
| 22270 | 33 | #X CRACK/LAST12M | | | | | | | | | | | |
| 22270 | 33 | #X CRACK/LAST12M | | | | | | | | | | | |
| 22330 | 79 | #XOTH COKE/12MO | | | | | | | | | | | |
| 22330 | 33 | #XOTH COKE/12MO | | | | | | | | | | | |
| 22330 | 33 | #XOTH COKE/12MO | | | | | | | | | | | |
| 22330 | 33 | #XOTH COKE/12MO | | | | | | | | | | | |
| 22630 | 183 | #X WIN COOL/12MO | | | | | | | | | | | |
| 22670 | 41 | #X MDMA/LAST12MO | | | | | | | | | | | |
| 22670 | 41 | #X MDMA/LAST12MO | | | | | | | | | | | |
| 22700 | 40 | #X STRD/LAST12MO | | | | | | | | | | | |
| 22700 | 40 | #X STRD/LAST12MO | | | | | | | | | | | |
| 24390 | 35 | #X ICE/LAST12MO | | | | | | | | | | | |
| 24390 | 35 | #X ICE/LAST12MO | | | | | | | | | | | |
| 25030 | 29 | #XDRUNK/LAST12M | | | | | | | | | | | |
| 25030 | 29 | #XDRUNK/LAST12MO | | | | | | | | | | | |
| 25060 | 245 | #X INJECT/LST12M | | | | | | | | | | | |
| 29640 | 38 | #X H 12M USE NDL | | | | | | | | | | | |
| 29640 | 38 | #X H 12M USE NDL | | | | | | | | | | | |

* = item text changed from previous year

| Item Ref. No. | QUESTIONNAIRE LOCATION BY YEAR (FORM, SECTION, AND QUESTION NUMBER) | | | | | | | | | | | | | | | |
|---------------------|---|------|------|------|------|------|------|------|------|------|------|------|------|------|------|------|
| | 1987 | 1988 | 1989 | 1990 | 1991 | 1992 | 1993 | 1994 | 1995 | 1996 | 1997 | 1998 | 1999 | 2000 | 2001 | 2002 |
| | | | | | | | | | | | | | | | | |

A01b: DRUGS. Number of uses in last 12 months (continued)

| | | | | | | | | | | | | | | | | |
|-------|--------|--------|--------|--------|--------|--------|--------|--------|--------|--------|--------|--------|--------|--------|---------|---------|
| 00960 | | | 6B10B | | | | | | | | | | | | | |
| 00990 | 1B050B | 1B050B | 1B050B | 1B050B | 1B050B | 1B050B | 1B050B | 1B050B | 1B050B | 1B050B | 1B050B | 1B050B | 1B050B | 1B050B | 1B050B | 1B050B |
| 00990 | 2B11B | 2B11B | 2B11B | 2B11B | 2B11B | 2B11B | 2B11B | 2B11B | 2B11B | 2B11B | 2B11B | 2B11B | 2B11B | 2B11B | 2B11B | 2B11B |
| 00990 | 3B11B | 3B11B | 3B11B | 3B11B | 3B11B | 3B11B | 3B11B | 3B11B | 3B11B | 3B11B | 3B11B | 3B11B | 3B11B | 3B11B | 3B11B | 3B11B |
| 00990 | 4B11B | 4B11B | 4B11B | 4B11B | 4B11B | 4B11B | 4B11B | 4B11B | 4B11B | 4B11B | 4B11B | 4B11B | 4B11B | 4B11B | 4B11B | 4B11B |
| 00990 | 5B11B | 5B11B | 5B11B | 5B11B | 5B11B | 5B11B | 5B11B | 5B11B | 5B11B | 5B11B | 5B11B | 5B11B | 5B11B | 5B11B | 5B11B | 5B11B |
| 00990 | | | 6B11B | 6B10B | 6B10B | 6B10B | 6B10B | 6B10B | 6B10B | 6B10B | 6B10B | 6B10B | 6B28B | 6B28B | 6B28B | 6B28B |
| 01020 | 1B060B | 1B060B | 1B060B | 1B060B | 1B060B | 1B060B | 1B060B | 1B060B | 1B060B | 1B060B | 1B060B | 1B060B | 1B060B | 1B060B | 1B060B | 1B060B |
| 01020 | 2B12B | 2B12B | 2B12B | | | | | | | | | | | | | |
| 01020 | 3B12B | 3B12B | 3B12B | | | | | | | | | | | | | |
| 01020 | 4B12B | 4B12B | 4B12B | | | | | | | | | | | | | |
| 01020 | 5B12B | 5B12B | 5B12B | | | | | | | | | | | | | |
| 01050 | 1B064B | 1B064B | 1B064B | 1B062B | 1B062B | 1B062B | 1B062B | 1B062B | 1B062B | 1B062B | 1B062B | 1B062B | 1B062B | 1B062B | 1B062B | 1B062B |
| 01050 | 2B13B | 2B13B | 2B13B | 2B13B | 2B13B | 2B13B | 2B13B | 2B13B | 2B13B | 2B13B | 2B13B | 2B13B | 2B13B | 2B13B | 2B13B | 2B13B |
| 01050 | 3B13B | 3B13B | 3B13B | 3B13B | 3B13B | 3B13B | 3B13B | 3B13B | 3B13B | 3B13B | 3B13B | 3B13B | 3B13B | 3B13B | 3B13B | 3B13B |
| 01050 | 4B13B | 4B13B | 4B13B | 4B13B | 4B13B | 4B13B | 4B13B | 4B13B | 4B13B | 4B13B | 4B13B | 4B13B | 4B13B | 4B13B | 4B13B | 4B13B |
| 01050 | 5B13B | 5B13B | 5B13B | 5B13B | 5B13B | 5B13B | 5B13B | 5B13B | 5B13B | 5B13B | 5B13B | 5B13B | 5B13B | 5B13B | 5B13B | 5B13B |
| 01050 | | | 6B13B | 6B13B | 6B13B | 6B13B | 6B13B | 6B13B | 6B13B | 6B13B | 6B13B | 6B13B | 6B31B | 6B31B | 6B31B | 6B31B |
| 01080 | 1B074B | 1B074B | 1B074B | 1B065B | 1B065B | 1B065B | 1B065B | 1B065B | 1B065B | 1B065B | 1B065B | 1B065B | 1B065B | 1B065B | 1B065B* | 1B065B |
| 01080 | 2B14B | 2B14B | 2B14B | 2B14B | 2B14B | 2B14B | 2B14B | 2B14B | 2B14B | 2B14B | 2B14B | 2B14B | 2B14B | 2B14B | 2B14B | 2B14B* |
| 01080 | 3B14B | 3B14B | 3B14B | 3B14B | 3B14B | 3B14B | 3B14B | 3B14B | 3B14B | 3B14B | 3B14B | 3B14B | 3B14B | 3B14B | 3B14B* | 3B14B |
| 01080 | 4B14B | 4B14B | 4B14B | 4B14B | 4B14B | 4B14B | 4B14B | 4B14B | 4B14B | 4B14B | 4B14B | 4B14B | 4B14B | 4B14B | 4B14B | 4B14B* |
| 01080 | 5B14B | 5B14B | 5B14B | 5B14B | 5B14B | 5B14B | 5B14B | 5B14B | 5B14B | 5B14B | 5B14B | 5B14B | 5B14B | 5B14B | 5B14B* | 5B14B |
| 01080 | | | 6B14B | 6B14B | 6B14B | 6B14B | 6B14B | 6B14B | 6B14B | 6B14B | 6B14B | 6B32B | 6B32B | 6B32B | 6B32B* | 6B32B* |
| 01110 | 1B092B | 1B092B | 1B092B | 1B086B | 1B086B | 1B086B | 1B086B | 1B086B | 1B086B | 1B086B | 1B086B | 1B086B | 1B086B | 1B086B | 1B086B | 1B086B |
| 01110 | 2B15B | 2B15B | 2B15B | 2B15B | 2B15B | 2B15B | 2B15B | 2B15B | 2B15B | | | | | | | |
| 01110 | 3B15B | 3B15B | 3B15B | 3B15B | 3B15B | 3B15B | 3B15B | 3B15B | 3B15B | 3B15B | 3B15B | 3B15B | 3B15B | 3B15B | 3B15B | 3B15B |
| 01110 | 4B15B | 4B15B | 4B15B | 4B15B | 4B15B | 4B15B | 4B15B | 4B15B | 4B15B | 4B15B | 4B15B | 4B15B | 4B15B | 4B15B | 4B15B | 4B15B |
| 01110 | 5B15B | 5B15B | 5B15B | 5B15B | 5B15B | 5B15B | 5B15B | 5B15B | 5B15B | | | | | | | |
| 01110 | | | 6B15B | 6B15B | 6B15B | 6B15B | 6B15B | 6B15B | 6B15B | | | | | | | |
| 01140 | 1B094B | 1B094B | 1B094B | 1B088B | 1B088B | 1B088B | 1B088B | 1B088B | 1B088B | 1B088B | 1B088B | 1B088B | 1B088B | 1B088B | 1B088B | 1B088B* |
| 01140 | 2B16B | 2B16B | 2B16B | 2B16B | 2B16B | 2B16B | 2B16B | 2B16B | 2B16B | 2B17B | 2B17B | 2B17B | 2B17B | 2B17B | 2B17B | 2B17B* |
| 01140 | 3B16B | 3B16B | 3B16B | 3B16B | 3B16B | 3B16B | 3B16B | 3B16B | 3B16B | 3B16B | 3B16B | 3B16B | 3B16B | 3B16B | 3B16B | 3B16B |
| 01140 | 4B16B | 4B16B | 4B16B | 4B16B | 4B16B | 4B16B | 4B16B | 4B16B | 4B16B | 4B16B | 4B16B | 4B16B | 4B16B | 4B16B | 4B16B | 4B16B* |
| 01140 | 5B16B | 5B16B | 5B16B | 5B16B | 5B16B | 5B16B | 5B16B | 5B16B | 5B16B | 5B17B | 5B17B | 5B17B | 5B17B | 5B17B | 5B17B | 5B17B |
| 01140 | | | 6B16B | 6B16B | 6B16B | 6B16B | 6B16B | 6B16B | 6B16B | 6B17B | 6B17B | 6B35B | 6B35B | 6B35B | 6B35B | 6B35B |
| 01170 | 2B17B | 2B17B | 2B17B | 2B17B | 2B17B | 2B17B | 2B17B | 2B17B | 2B17B | 2B18B | 2B18B | 2B18B | 2B18B | 2B18B | 2B18B | 2B18B |
| 01170 | 3B17B | 3B17B | 3B17B | 3B17B | 3B17B | 3B17B | 3B17B | 3B17B | 3B17B | 3B17B | 3B17B | 3B17B | 3B17B | 3B17B | 3B17B | 3B17B |
| 01170 | 4B17B | 4B17B | 4B17B | 4B17B | 4B17B | 4B17B | 4B17B | 4B17B | 4B17B | 4B17B | 4B17B | 4B17B | 4B17B | 4B17B | 4B17B | 4B17B |
| 01170 | 5B17B | 5B17B | 5B17B | 5B17B | 5B17B | 5B17B | 5B17B | 5B17B | 5B17B | 5B18B | 5B18B | 5B18B | 5B18B | 5B18B | 5B18B | 5B18B |
| 01170 | | | 6B17B | 6B17B | 6B17B | 6B17B | 6B17B | 6B17B | 6B17B | 6B18B | 6B18B | 6B36B | 6B36B | 6B36B | 6B36B | 6B36B |
| 01182 | 2E04B* | 2E04B | 2E04B | 2E04B | 2E04B | 2E04B | 2E04B | 2E04B | 2E04B | 2E04B | 2E04B | 2E04B | 2E04B | 2E04B | 2E04B | 2E04B |
| 01185 | 2E05B* | 2E05B | 2E05B | 2E05B | 2E05B | 2E05B | 2E05B | 2E05B | 2E05B | 2E05B | 2E05B | 2E05B | 2E05B | 2E05B | 2E05B | 2E05B |
| 02050 | 1B018B | 1B018B | 1B018B | 1B018B | 1B018B | 1B018B | 1B018B | 1B018B | 1B018B | 1B018B | 1B018B | 1B018B | 1B018B | 1B018B | 1B018B | 1B018B |
| 02080 | 1B019B | 1B019B | 1B019B | 1B019B | 1B019B | 1B019B | 1B019B | 1B019B | 1B019B | 1B019B | 1B019B | 1B019B | 1B019B | 1B019B | 1B019B | 1B019B |
| 08520 | 3A27A | 3A27A | 3A27A | | | | | | | | | | | | | |
| 08530 | 3A27B | 3A27B | 3A27B | | | | | | | | | | | | | |
| 08540 | 3A27C | 3A27C | 3A27C | | | | | | | | | | | | | |
| 08550 | 3A27D | 3A27D | 3A27D | | | | | | | | | | | | | |
| 11010 | 4D11B | 4D11B | 4D11B | 4D11B | 4D11B | 4D11B | 4D11B | 4D11B | 4D11B | 4D11B | 4D11B | 4D11B | 4D11B | 4D11B | 4D11B | 4D11B |
| 11050 | 4D13B | 4D15B | 4D15B | 4D15B | 4D15B | 4D15B | 4D15B | 4D15B | 4D15B | 4D15B | 4D15B | 4D15B | 4D15B | 4D15B | 4D15B | 4D15B |
| 11090 | 4D15B | 4D17B | 4D17B | 4D17B | 4D17B | 4D17B | 4D17B | 4D17B | 4D17B | 4D17B | 4D17B | 4D17B | 4D17B | 4D17B | 4D17B | 4D17B |
| 21230 | 1B046B | 1B046B | 1B046B | 1B046B | 1B046B | 1B046B | 1B046B | 1B046B | 1B046B | 1B046B | 1B046B | 1B046B | 1B046B | 1B046B | 1B046B | 1B046B |
| 21260 | 1B047B | 1B047B | 1B047B | 1B047B | 1B047B | 1B047B | 1B047B | 1B047B | 1B047B | 1B047B | 1B047B | 1B047B | 1B047B | 1B047B | 1B047B | 1B047B |
| 21290 | 1B048B | 1B048B | 1B048B | 1B048B | 1B048B | 1B048B | 1B048B | 1B048B | 1B048B | 1B048B | 1B048B | 1B048B | 1B048B | 1B048B | 1B048B | 1B048B |
| 22270 | 1B084B | 1B084B | 1B084B | 1B075B | 1B075B | 1B075B | 1B075B | 1B075B | 1B075B | 1B075B | 1B075B | 1B075B | 1B075B | 1B075B | 1B075B | 1B075B |
| 22270 | 2E03B | 2E03B | 2E03B | 2E03B | 2E03B | 2E03B | 2E03B | 2E03B | 2E03B | 2E03B | 2E03B | 2E03B | 2E03B | 2E03B | 2E03B | 2E03B |
| 22270 | | | | 3B11B | 3B11B | 3B11B | 3B11B | 3B11B | 3B11B | 3B11B | 3B11B | 3B11B | 3B11B | 3B11B | 3B11B | 3B11B |
| 22270 | | | | 4B11B | 4B11B | 4B11B | 4B11B | 4B11B | 4B11B | 4B11B | 4B11B | 4B11B | 4B11B | 4B11B | 4B11B | 4B11B |
| 22270 | | | | 5E06B | 5E06B | 5E06B | 5E06B | 5E06B | 5E06B | 5E06B | 5E06B | 5E06B | 5E06B | 5E06B | 5E06B | 5E06B |
| 22270 | | | | 6B11B | 6B11B | 6B11B | 6B11B | 6B11B | 6B11B | 6B11B | 6B11B | 6B11B | 6B11B | 6B11B | 6B11B | 6B11B |
| 22330 | 1B085B | 1B085B | 1B085B | 1B076B | 1B076B | 1B076B | 1B076B | 1B076B | 1B076B | 1B076B | 1B076B | 1B076B | 1B076B | 1B076B | 1B076B | 1B076B |
| 22330 | | | | 3B12B | 3B12B | 3B12B | 3B12B | 3B12B | 3B12B | 3B12B | 3B12B | 3B12B | 3B12B | 3B12B | 3B12B | 3B12B |
| 22330 | | | | 4B12B | 4B12B | 4B12B | 4B12B | 4B12B | 4B12B | 4B12B | 4B12B | 4B12B | 4B12B | 4B12B | 4B12B | 4B12B |
| 22330 | | | | 6B12B | 6B12B | 6B12B | 6B12B | 6B12B | 6B12B | 6B12B | 6B12B | 6B30B | 6B30B | 6B30B | 6B30B | 6B30B |
| 22630 | | 4D13B | 4D13B | 4D13B | 4D13B | 4D13B | 4D13B | 4D13B | 4D13B | 4D13B | 4D13B | 4D13B | 4D13B | 4D13B | 4D13B | 4D13B |
| 22670 | | | | | | | | | | 3B18B | 3B18B | 3B18B | 3B18B | 3B18B | 3B18B | 3B18B |
| 22670 | | | | | | | | | | | | | | | | 4B18B |
| 22700 | | | | 2E06B | 2E06B | 2E06B | 2E06B | 2E06B | 2E06B | 2E06B | 2E06B | 2E06B | 2E06B | 2E06B | 2E06B | 2E06B |
| 22700 | | | 6D02B | 6D02B | 6D03B | 6D03B | 6D03B | 6D03B | 6D03B | 6D03B | 6D03B | 6D10B | 6D10B | 6D12B | 6D12B | 6D12B |
| 24390 | | | | 2B12B | 2B12B | 2B12B | 2B12B | 2B12B | 2B12B | 2B12B | 2B12B | 2B12B | 2B12B | 2B12B | 2B12B | 2B12B |
| 24390 | | | | 5B12B | 5B12B | 5B12B | 5B12B | 5B12B | 5B12B | 5B12B | 5B12B | 5B12B | 5B12B | 5B12B | 5B12B | 5B12B |
| 25030 | | | | | 1B016B | 1B016B | 1B016B | 1B016B | 1B016B | 1B016B | 1B016B | 1B016B | 1B016B | 1B016B | 1B016B | 1B016B |
| 25030 | | | | | 6D02B | 6D02B | | | | | | | | | | |



| Item Ref. No. | Page Loc. in this Vol. | ITEM DESCRIPTION (ABBREVIATED) | QUESTIONNAIRE LOCATION BY YEAR (FORM, SECTION, AND QUESTION NUMBER) | | | | | | | | | | |
|---------------------|---------------------------------|--------------------------------------|---|------|------|------|------|------|------|------|------|------|------|
| | | | 1976 | 1977 | 1978 | 1979 | 1980 | 1981 | 1982 | 1983 | 1984 | 1985 | 1986 |
| | | | | | | | | | | | | | |

A01b: DRUGS. Number of uses in last 12 months (continued)

| | | | | | | | | | | | | | |
|-------|-----|------------------|--|--|--|--|--|--|--|--|--|--|--|
| 29640 | 38 | #X H 12MO USE ND | | | | | | | | | | | |
| 29670 | 38 | #X H 12M W/O NDL | | | | | | | | | | | |
| 29670 | 38 | #X H 12M W/O NDL | | | | | | | | | | | |
| 29670 | 38 | #X H 12M W/O NDL | | | | | | | | | | | |
| 29780 | | #X ROHYPNOL/12MO | | | | | | | | | | | |
| 29785 | 151 | #X ROHYPNOL/12MO | | | | | | | | | | | |
| 29785 | 252 | #X ROHYPNOL/12MO | | | | | | | | | | | |
| 30810 | 34 | #X METHAMPH/12MO | | | | | | | | | | | |
| 30810 | 34 | #X METHAMPH/12MO | | | | | | | | | | | |
| 31050 | | #X GHB/LAST12MO | | | | | | | | | | | |
| 31050 | 250 | #X GHB/LAST12MO | | | | | | | | | | | |
| 31060 | 150 | #X KETAMINE/12M | | | | | | | | | | | |
| 31060 | 216 | #X KETAMINE/12M | | | | | | | | | | | |
| 31060 | 250 | #X KETAMINE/12M | | | | | | | | | | | |
| 31070 | | #X SMK BIDI/12M | | | | | | | | | | | |
| 31070 | 216 | #X SMK BIDI/12M | | | | | | | | | | | |
| 31070 | 251 | #X SMK BIDI/12M | | | | | | | | | | | |
| 31150 | 216 | #X SMK KRETK/12M | | | | | | | | | | | |
| 31150 | 251 | #X SMK KRETK/12M | | | | | | | | | | | |
| 31160 | 151 | #X ANDRO/12MO | | | | | | | | | | | |
| 31160 | 251 | #X ANDRO/12MO | | | | | | | | | | | |
| 31170 | 151 | #X CREATINE/12MO | | | | | | | | | | | |
| 31170 | 251 | #X CREATINE/12MO | | | | | | | | | | | |
| 31180 | 151 | #X RITALIN/12MO | | | | | | | | | | | |
| 31180 | 251 | #X RITALIN/12MO | | | | | | | | | | | |
| 31310 | 216 | #X OXYCONTN/12MO | | | | | | | | | | | |
| 31310 | 251 | #X OXYCONTN/12MO | | | | | | | | | | | |
| 31320 | 217 | #X VICODIN/12MO | | | | | | | | | | | |
| 31320 | 252 | #X VICODIN/12MO | | | | | | | | | | | |

A01c: DRUGS. Number of uses in last 30 days

| | | | | | | | | | | | | | |
|-------|----|------------------|--------|--------|--------|--------|--------|--------|---------|--------|--------|--------|--------|
| 00780 | 52 | #CIGS SMKD/30DA | 1B003 | 1B003 | 1B003 | 1B003 | 1B003 | 1B003 | 1B003 | 1B003 | 1B003 | 1B003 | 1B003 |
| 00780 | 28 | #CIGS SMKD/30DAY | 2B02 | 2B02 | 2B02 | 2B02 | 2B02 | 2B02 | 2B02 | 2B02 | 2B02 | 2B02 | 2B02 |
| 00780 | 28 | #CIGS SMKD/30DAY | 3B02 | 3B02 | 3B02 | 3B02 | 3B02 | 3B02 | 3B02 | 3B02 | 3B02 | 3B02 | 3B02 |
| 00780 | 28 | #CIGS SMKD/30DAY | 4B02 | 4B02 | 4B02 | 4B02 | 4B02 | 4B02 | 4B02 | 4B02 | 4B02 | 4B02 | 4B02 |
| 00780 | 28 | #CIGS SMKD/30DAY | 5B02 | 5B02 | 5B02 | 5B02 | 5B02 | 5B02 | 5B02 | 5B02 | 5B02 | 5B02 | 5B02 |
| 00780 | 28 | #CIGS SMKD/30DAY | | | | | | | | | | | |
| 00830 | 54 | #X DRNK/LAST30D | 1B007C | 1B007C | 1B007C | 1B007C | 1B007C | 1B007C | 1B007C | 1B007C | 1B007C | 1B007C | 1B007C |
| 00830 | 29 | #X DRNK/LAST30DA | 2B04C | 2B04C | 2B04C | 2B04C | 2B04C | 2B04C | 2B04C | 2B04C | 2B04C | 2B04C | 2B04C |
| 00830 | 29 | #X DRNK/LAST30DA | 3B04C | 3B04C | 3B04C | 3B04C | 3B04C | 3B04C | 3B04C | 3B04C | 3B04C | 3B04C | 3B04C |
| 00830 | 29 | #X DRNK/LAST30DA | 4B04C | 4B04C | 4B04C | 4B04C | 4B04C | 4B04C | 4B04C | 4B04C | 4B04C | 4B04C | 4B04C |
| 00830 | 29 | #X DRNK/LAST30DA | 5B04C | 5B04C | 5B04C | 5B04C | 5B04C | 5B04C | 5B04C | 5B04C | 5B04C | 5B04C | 5B04C |
| 00830 | 29 | #X DRNK/LAST30DA | | | | | | | | | | | |
| 00880 | 31 | #XMJ+HS/LAST30DA | 2B07C | 2B07C | 2B07C | 2B07C | 2B07C | 2B07C | 2B07C | 2B07C | 2B07C | 2B07C | 2B07C |
| 00880 | 31 | #XMJ+HS/LAST30DA | 3B07C | 3B07C | 3B07C | 3B07C | 3B07C | 3B07C | 3B07C | 3B07C | 3B07C | 3B07C | 3B07C |
| 00880 | 31 | #XMJ+HS/LAST30DA | 4B07C | 4B07C | 4B07C | 4B07C | 4B07C | 4B07C | 4B07C | 4B07C | 4B07C | 4B07C | 4B07C |
| 00880 | 31 | #XMJ+HS/LAST30DA | 5B07C | 5B07C | 5B07C | 5B07C | 5B07C | 5B07C | 5B07C | 5B07C | 5B07C | 5B07C | 5B07C |
| 00880 | 31 | #XMJ+HS/LAST30DA | | | | | | | | | | | |
| 00910 | 63 | #X LSD/LAST 30D | 1B029C | 1B029C | 1B029C | 1B029C | 1B029C | 1B029C | 1B033C | 1B033C | 1B033C | 1B033C | 1B033C |
| 00910 | 31 | #X LSD/LAST 30DA | 2B08C | 2B08C | 2B08C | 2B08C | 2B08C | 2B08C | 2B08C | 2B08C | 2B08C | 2B08C | 2B08C |
| 00910 | 31 | #X LSD/LAST 30DA | 3B08C | 3B08C | 3B08C | 3B08C | 3B08C | 3B08C | 3B08C | 3B08C | 3B08C | 3B08C | 3B08C |
| 00910 | 31 | #X LSD/LAST 30DA | 4B08C | 4B08C | 4B08C | 4B08C | 4B08C | 4B08C | 4B08C | 4B08C | 4B08C | 4B08C | 4B08C |
| 00910 | 31 | #X LSD/LAST 30DA | 5B08C | 5B08C | 5B08C | 5B08C | 5B08C | 5B08C | 5B08C | 5B08C | 5B08C | 5B08C | 5B08C |
| 00910 | 31 | #X LSD/LAST 30DA | | | | | | | | | | | |
| 00940 | 66 | #X PSYD/LAST30D | 1B038C | 1B038C | 1B038C | 1B038C | 1B038C | 1B038C | 1B042C | 1B042C | 1B042C | 1B042C | 1B042C |
| 00940 | 32 | #X PSYD/LAST30DA | 2B09C | 2B09C | 2B09C | 2B09C | 2B09C | 2B09C | 2B09C | 2B09C | 2B09C | 2B09C | 2B09C |
| 00940 | 32 | #X PSYD/LAST30DA | 3B09C | 3B09C | 3B09C | 3B09C | 3B09C | 3B09C | 3B09C | 3B09C | 3B09C | 3B09C | 3B09C |
| 00940 | 32 | #X PSYD/LAST30DA | 4B09C | 4B09C | 4B09C | 4B09C | 4B09C | 4B09C | 4B09C | 4B09C | 4B09C | 4B09C | 4B09C |
| 00940 | 32 | #X PSYD/LAST30DA | 5B09C | 5B09C | 5B09C | 5B09C | 5B09C | 5B09C | 5B09C | 5B09C | 5B09C | 5B09C | 5B09C |
| 00940 | 32 | #X PSYD/LAST30DA | | | | | | | | | | | |
| 00970 | | #X COKE/LAST30DA | 1B076C | 1B076C | 1B076C | 1B076C | 1B076C | 1B076C | 1B083C | 1B083C | 1B083C | 1B083C | 1B083C |
| 00970 | 32 | #X COKE/LAST30DA | 2B10C | 2B10C | 2B10C | 2B10C | 2B10C | 2B10C | 2B10C | 2B10C | 2B10C | 2B10C | 2B10C |
| 00970 | | #X COKE/LAST30DA | 3B10C | 3B10C | 3B10C | 3B10C | 3B10C | 3B10C | 3B10C | 3B10C | 3B10C | 3B10C | 3B10C |
| 00970 | | #X COKE/LAST30DA | 4B10C | 4B10C | 4B10C | 4B10C | 4B10C | 4B10C | 4B10C | 4B10C | 4B10C | 4B10C | 4B10C |
| 00970 | 32 | #X COKE/LAST30DA | 5B10C | 5B10C | 5B10C | 5B10C | 5B10C | 5B10C | 5B10C | 5B10C | 5B10C | 5B10C | 5B10C |
| 00970 | | #X COKE/LAST30DA | | | | | | | | | | | |
| 01000 | 69 | #X AMPH/LAST30D | 1B043C | 1B043C | 1B043C | 1B043C | 1B043C | 1B043C | 1B050C* | 1B050C | 1B050C | 1B050C | 1B050C |
| 01000 | 34 | #X AMPH/LAST30DA | 2B11C | 2B11C | 2B11C | 2B11C | 2B11C | 2B11C | 2B11C* | 2B11C | 2B11C | 2B11C | 2B11C |
| 01000 | 34 | #X AMPH/LAST30DA | 3B11C | 3B11C | 3B11C | 3B11C | 3B11C | 3B11C | 3B11C | 3B11C | 3B11C* | 3B11C | 3B11C |
| 01000 | 34 | #X AMPH/LAST30DA | 4B11C | 4B11C | 4B11C | 4B11C | 4B11C | 4B11C | 4B11C* | 4B11C | 4B11C | 4B11C | 4B11C |
| 01000 | 34 | #X AMPH/LAST30DA | 5B11C | 5B11C | 5B11C | 5B11C | 5B11C | 5B11C | 5B11C | 5B11C | 5B11C* | 5B11C | 5B11C |
| 01000 | 34 | #X AMPH/LAST30DA | | | | | | | | | | | |
| 01030 | 36 | #X QUAD/LAST30D | 1B053C | 1B053C | 1B053C | 1B053C | 1B053C | 1B053C | 1B060C | 1B060C | 1B060C | 1B060C | 1B060C |
| 01030 | | #X QUAD/LAST30DA | 2B12C | 2B12C | 2B12C | 2B12C | 2B12C | 2B12C | 2B12C | 2B12C | 2B12C | 2B12C | 2B12C |
| 01030 | | #X QUAD/LAST30DA | 3B12C | 3B12C | 3B12C | 3B12C | 3B12C | 3B12C | 3B12C | 3B12C | 3B12C | 3B12C | 3B12C |
| 01030 | | #X QUAD/LAST30DA | 4B12C | 4B12C | 4B12C | 4B12C | 4B12C | 4B12C | 4B12C | 4B12C | 4B12C | 4B12C | 4B12C |
| 01030 | | #X QUAD/LAST30DA | 5B12C | 5B12C | 5B12C | 5B12C | 5B12C | 5B12C | 5B12C | 5B12C | 5B12C | 5B12C | 5B12C |

* = item text changed from previous year

QUESTION INDEX 1976-2002

269

| Item Ref. No. | QUESTIONNAIRE LOCATION BY YEAR (FORM, SECTION, AND QUESTION NUMBER) | | | | | | | | | | | | | |
|---------------------|---|------|------|------|------|------|------|------|------|------|------|------|------|------|
| | 1987 | 1988 | 1989 | 1990 | 1991 | 1992 | 1993 | 1994 | 1995 | 1996 | 1997 | 1998 | 1999 | 2000 |
| | 2001 | 2002 | | | | | | | | | | | | |

A01b: DRUGS. Number of uses in last 12 months (continued)

| | | | | | | | | | | | | | | | |
|-------|--|--|--|--|--|--|--|--|-------|-------|-------|-------|-------|-------|-------|
| 29640 | | | | | | | | | 6B16B | 6B16B | 6B33B | 6B33B | 6B33B | 6B33B | 6B33B |
| 29670 | | | | | | | | | 2B16B | 2B16B | 2B16B | 2B16B | 2B16B | 2B16B | 2B16B |
| 29670 | | | | | | | | | 5B16B | 5B16B | 5B16B | 5B16B | 5B16B | 5B16B | 5B16B |
| 29670 | | | | | | | | | 6B17B | 6B17B | 6B34B | 6B34B | 6B34B | 6B34B | 6B34B |
| 29780 | | | | | | | | | 4B18B | 4B18B | 4B18B | 4B18B | 4B18B | 4B18B | 4B18B |
| 29785 | | | | | | | | | | | | | | | 3D05E |
| 29785 | | | | | | | | | | | | | | | 6D20J |
| 30810 | | | | | | | | | | | | 4B17B | 4B17B | 4B17B | 4B17B |
| 30810 | | | | | | | | | | | | 6B36B | 6B36B | 6B36B | 6B36B |
| 31050 | | | | | | | | | | | | 3D05A | 3D05A | 3D05A | 3D05A |
| 31050 | | | | | | | | | | | | 5E07A | 5E07A | 5E07A | 5E07A |
| 31060 | | | | | | | | | | | | 3D05B | 3D05B | 3D05B | 3D05B |
| 31060 | | | | | | | | | | | | 5E07B | 5E07B | 5E07B | 5E07B |
| 31060 | | | | | | | | | | | | 6D20B | 6D20B | 6D20B | 6D20B |
| 31070 | | | | | | | | | | | | 3D05C | 3D05C | 3D05C | 3D05C |
| 31070 | | | | | | | | | | | | 5E07C | 5E07C | 5E07C | 5E07C |
| 31070 | | | | | | | | | | | | 6D20C | 6D20C | 6D20C | 6D20C |
| 31150 | | | | | | | | | | | | 5E07D | 5E07D | 5E07D | 5E07D |
| 31150 | | | | | | | | | | | | 6D20D | 6D20D | 6D20D | 6D20D |
| 31160 | | | | | | | | | | | | | | 3D05C | 3D05C |
| 31160 | | | | | | | | | | | | | | 6D20E | 6D20E |
| 31170 | | | | | | | | | | | | | | 3D05D | 3D05D |
| 31170 | | | | | | | | | | | | | | 6D20F | 6D20F |
| 31180 | | | | | | | | | | | | | | 3D05E | 3D05E |
| 31180 | | | | | | | | | | | | | | 6D20G | 6D20G |
| 31310 | | | | | | | | | | | | | | | 5E07D |
| 31310 | | | | | | | | | | | | | | | 6D20H |
| 31320 | | | | | | | | | | | | | | | 5E07E |
| 31320 | | | | | | | | | | | | | | | 6D20I |

A01c: DRUGS. Number of uses in last 30 days


| | | | | | | | | | | | | | | | |
|-------|--------|--------|--------|--------|--------|--------|--------|---------|--------|--------|--------|--------|--------|---------|--------|
| 00780 | 1B002 | 1B002 | 1B002 | 1B002 | 1B002 | 1B002 | 1B002 | 1B002 | 1B002 | 1B002 | 1B002 | 1B002 | 1B002 | 1B002 | 1B002 |
| 00780 | 2B02 | 2B02 | 2B02 | 2B02 | 2B02 | 2B02 | 2B02 | 2B02 | 2B02 | 2B02 | 2B02 | 2B02 | 2B02 | 2B02 | 2B02 |
| 00780 | 3B02 | 3B02 | 3B02 | 3B02 | 3B02 | 3B02 | 3B02 | 3B02 | 3B02 | 3B02 | 3B02 | 3B02 | 3B02 | 3B02 | 3B02 |
| 00780 | 4B02 | 4B02 | 4B02 | 4B02 | 4B02 | 4B02 | 4B02 | 4B02 | 4B02 | 4B02 | 4B02 | 4B02 | 4B02 | 4B02 | 4B02 |
| 00780 | 5B02 | 5B02 | 5B02 | 5B02 | 5B02 | 5B02 | 5B02 | 5B02 | 5B02 | 5B02 | 5B02 | 5B02 | 5B02 | 5B02 | 5B02 |
| 00780 | | | 6B02 | 6B02 | 6B02 | 6B02B | 6B02B | 6B02B | 6B02B | 6B02B | 6B02 | 6B02 | 6B02 | 6B02 | 6B02 |
| 00830 | 1B007C | 1B007C | 1B007C | 1B007C | 1B007C | 1B007C | 1B007C | 1B007C* | 1B007C | 1B007C | 1B007C | 1B007C | 1B007C | 1B007C | 1B007C |
| 00830 | 2B04C | 2B04C | 2B04C | 2B04C | 2B04C | 2B04C | 2B04C* | 2B04C | 2B04C | 2B04C | 2B04C | 2B04C | 2B04C | 2B04C | 2B04C |
| 00830 | 3B04C | 3B04C | 3B04C | 3B04C | 3B04C | 3B04C | 3B04C | 3B04C* | 3B04C | 3B04C | 3B04C | 3B04C | 3B04C | 3B04C | 3B04C |
| 00830 | 4B04C | 4B04C | 4B04C | 4B04C | 4B04C | 4B04C | 4B04C | 4B04C* | 4B04C | 4B04C | 4B04C | 4B04C | 4B04C | 4B04C | 4B04C |
| 00830 | 5B04C | 5B04C | 5B04C | 5B04C | 5B04C | 5B04C | 5B04C* | 5B04C | 5B04C | 5B04C | 5B04C | 5B04C | 5B04C | 5B04C | 5B04C |
| 00830 | | | 6B04C | 6B04C | 6B04C | 6B04C | 6B04C* | 6B04C | 6B04C | 6B04C | 6B22C | 6B22C | 6B22C | 6B22C | 6B22C |
| 00880 | 2B07C | 2B07C | 2B07C | 2B07C | 2B07C | 2B07C | 2B07C | 2B07C | 2B07C | 2B07C | 2B07C | 2B07C | 2B07C | 2B07C | 2B07C |
| 00880 | 3B07C | 3B07C | 3B07C | 3B07C | 3B07C | 3B07C | 3B07C | 3B07C | 3B07C | 3B07C | 3B07C | 3B07C | 3B07C | 3B07C | 3B07C |
| 00880 | 4B07C | 4B07C | 4B07C | 4B07C | 4B07C | 4B07C | 4B07C | 4B07C | 4B07C | 4B07C | 4B07C | 4B07C | 4B07C | 4B07C | 4B07C |
| 00880 | 5B07C | 5B07C | 5B07C | 5B07C | 5B07C | 5B07C | 5B07C | 5B07C | 5B07C | 5B07C | 5B07C | 5B07C | 5B07C | 5B07C | 5B07C |
| 00880 | | | 6B07C | 6B07C | 6B07C | 6B07C | 6B07C | 6B07C | 6B07C | 6B07C | 6B25C | 6B25C | 6B25C | 6B25C | 6B25C |
| 00910 | 1B033C | 1B033C | 1B033C | 1B033C | 1B033C | 1B033C | 1B033C | 1B033C | 1B033C | 1B033C | 1B033C | 1B033C | 1B033C | 1B033C | 1B033C |
| 00910 | 2B08C | 2B08C | 2B08C | 2B08C | 2B08C | 2B08C | 2B08C | 2B08C | 2B08C | 2B08C | 2B08C | 2B08C | 2B08C | 2B08C | 2B08C |
| 00910 | 3B08C | 3B08C | 3B08C | 3B08C | 3B08C | 3B08C | 3B08C | 3B08C | 3B08C | 3B08C | 3B08C | 3B08C | 3B08C | 3B08C | 3B08C |
| 00910 | 4B08C | 4B08C | 4B08C | 4B08C | 4B08C | 4B08C | 4B08C | 4B08C | 4B08C | 4B08C | 4B08C | 4B08C | 4B08C | 4B08C | 4B08C |
| 00910 | 5B08C | 5B08C | 5B08C | 5B08C | 5B08C | 5B08C | 5B08C | 5B08C | 5B08C | 5B08C | 5B08C | 5B08C | 5B08C | 5B08C | 5B08C |
| 00910 | | | 6B08C | 6B08C | 6B08C | 6B08C | 6B08C | 6B08C | 6B08C | 6B08C | 6B26C | 6B26C | 6B26C | 6B26C | 6B26C |
| 00940 | 1B042C | 1B042C | 1B042C | 1B042C | 1B042C | 1B042C | 1B042C | 1B042C | 1B042C | 1B042C | 1B042C | 1B042C | 1B042C | 1B042C* | 1B042C |
| 00940 | 2B09C | 2B09C | 2B09C | 2B09C | 2B09C | 2B09C | 2B09C | 2B09C | 2B09C | 2B09C | 2B09C | 2B09C | 2B09C | 2B09C | 2B09C* |
| 00940 | 3B09C | 3B09C | 3B09C | 3B09C | 3B09C | 3B09C | 3B09C | 3B09C | 3B09C | 3B09C | 3B09C | 3B09C | 3B09C | 3B09C* | 3B09C |
| 00940 | 4B09C | 4B09C | 4B09C | 4B09C | 4B09C | 4B09C | 4B09C | 4B09C | 4B09C | 4B09C | 4B09C | 4B09C | 4B09C | 4B09C* | 4B09C* |
| 00940 | 5B09C | 5B09C | 5B09C | 5B09C | 5B09C | 5B09C | 5B09C | 5B09C | 5B09C | 5B09C | 5B09C | 5B09C | 5B09C | 5B09C* | 5B09C |
| 00940 | | | 6B09C | 6B09C | 6B09C | 6B09C | 6B09C | 6B09C | 6B09C | 6B09C | 6B27C | 6B27C | 6B27C | 6B27C | 6B27C* |
| 00970 | 2B10C | 2B10C | 2B10C | 2B10C | 2B10C | 2B10C | 2B10C | 2B10C | 2B10C | 2B10C | 2B10C | 2B10C | 2B10C | 2B10C | 2B10C |
| 00970 | 3B10C | 3B10C | 3B10C | | | | | | | | | | | | |
| 00970 | 4B10C | 4B10C | 4B10C | | | | | | | | | | | | |
| 00970 | 5B10C | 5B10C | 5B10C | 5B10C | 5B10C | 5B10C | 5B10C | 5B10C | 5B10C | 5B10C | 5B10C | 5B10C | 5B10C | 5B10C | 5B10C |
| 00970 | | | 6B10C | | | | | | | | | | | | |
| 01000 | 1B050C | 1B050C | 1B050C | 1B050C | 1B050C | 1B050C | 1B050C | 1B050C | 1B050C | 1B050C | 1B050C | 1B050C | 1B050C | 1B050C | 1B050C |
| 01000 | 2B11C | 2B11C | 2B11C | 2B11C | 2B11C | 2B11C | 2B11C | 2B11C | 2B11C | 2B11C | 2B11C | 2B11C | 2B11C | 2B11C | 2B11C |
| 01000 | 3B11C | 3B11C | 3B11C | 3B10C | 3B10C | 3B10C | 3B10C | 3B10C | 3B10C | 3B10C | 3B10C | 3B10C | 3B10C | 3B10C | 3B10C |
| 01000 | 4B11C | 4B11C | 4B11C | 4B10C | 4B10C | 4B10C | 4B10C | 4B10C | 4B10C | 4B10C | 4B10C | 4B10C | 4B10C | 4B10C | 4B10C |
| 01000 | 5B11C | 5B11C | 5B11C | 5B11C | 5B11C | 5B11C | 5B11C | 5B11C | 5B11C | 5B11C | 5B11C | 5B11C | 5B11C | 5B11C | 5B11C |
| 01000 | | | 6B11C | 6B10C | 6B10C | 6B10C | 6B10C | 6B10C | 6B10C | 6B10C | 6B10C | 6B28C | 6B28C | 6B28C | 6B28C |
| 01030 | 1B060C | 1B060C | 1B060C | 1B060C | 1B060C | 1B060C | 1B060C | 1B060C | 1B060C | 1B060C | 1B060C | 1B060C | 1B060C | 1B060C | 1B060C |
| 01030 | 2B12C | 2B12C | 2B12C | | | | | | | | | | | | |
| 01030 | 3B12C | 3B12C | 3B12C | | | | | | | | | | | | |
| 01030 | 4B12C | 4B12C | 4B12C | | | | | | | | | | | | |
| 01030 | 5B12C | 5B12C | 5B12C | | | | | | | | | | | | |

*=item text changed from previous year

A01c: DRUGS. Number of uses in last 30 days (continued)

A01d: DRUGS. Quantity used

[illegible]



| Item Ref. No. | Page Loc. in this Vol. | ITEM DESCRIPTION (ABBREVIATED) | QUESTIONNAIRE LOCATION BY YEAR (FORM, SECTION, AND QUESTION NUMBER) | | | | | | | | | | | |
|---------------------|---------------------------------|--------------------------------------|---|------|------|------|------|------|------|------|------|------|------|--|
| | | | 1976 | 1977 | 1978 | 1979 | 1980 | 1981 | 1982 | 1983 | 1984 | 1985 | 1986 | |
| | | | | | | | | | | | | | | |

A01d: DRUGS. Quantity used (continued)

| | | | | | | | | | | | | | |
|-------|-----|------------------|-------|-------|-------|-------|-------|-------|-------|-------|-------|-------|--------|
| 00850 | 30 | 5+DRK ROW/LST 2W | 4B06 | 4B06 | 4B06 | 4B06 | 4B06 | 4B06 | 4B06 | 4B06 | 4B06 | 4B06 | 4B06 |
| 00850 | 30 | 5+DRK ROW/LST 2W | 5B06 | 5B06 | 5B06 | 5B06 | 5B06 | 5B06 | 5B06 | 5B06 | 5B06 | 5B06 | 5B06 |
| 00850 | 30 | 5+DRK ROW/LST 2W | | | | | | | | | | | |
| 01990 | 57 | #X/2W,3-4 DR RW | 1B013 | 1B013 | 1B013 | 1B013 | 1B013 | 1B013 | 1B013 | 1B013 | 1B013 | 1B013 | 1B013 |
| 02000 | 57 | #X/2WK,2 DRK RW | 1B014 | 1B014 | 1B014 | 1B014 | 1B014 | 1B014 | 1B014 | 1B014 | 1B014 | 1B014 | 1B014A |
| 02010 | 57 | #X/2WK,JST 1DRK | 1B015 | 1B015 | 1B015 | 1B015 | 1B015 | 1B015 | 1B015 | 1B015 | 1B015 | 1B015 | 1B014B |
| 02360 | 61 | JOINT/DA LST MO | 1B025 | 1B025 | 1B025 | 1B025 | 1B025 | 1B025 | 1B025 | 1B025 | 1B025 | 1B025 | 1B025 |
| 02370 | 61 | OZS,MJ LST MO/6 | 1B026 | 1B026 | 1B026 | 1B026 | 1B026 | 1B026 | 1B026 | 1B026 | 1B026 | 1B026 | 1B026 |
| 11030 | 182 | 5+BR/LST2WK,10+X | 4D05 | 4D05 | 4D05 | 4D05 | 4D05 | 4D05 | 4D12 | 4D12 | 4D12 | 4D12 | 4D12 |
| 11070 | 184 | #X 20OZ+ WN/2 WK | 4D07 | 4D07 | 4D07 | 4D07 | 4D07 | 4D07 | 4D14 | 4D14 | 4D14 | 4D14 | 4D14 |
| 11110 | 184 | #X 5+LIQ/LST 2WK | 4D09 | 4D09 | 4D09 | 4D09 | 4D09 | 4D09 | 4D16 | 4D16 | 4D16 | 4D16 | 4D16 |
| 21100 | | #CANS COLA/DAY | | | | | | 5E10 | | | | | |
| 21110 | | #CUPS COFFEE/DAY | | | | | | 5E11 | | | | | |
| 21120 | | #CUPS TEA/DAY | | | | | | 5E12 | | | | | |
| 21130 | | #12OZ CAF DRK/DA | | | | | | | 5E08 | 5E08 | | | |
| 21140 | | #12OZ OTH DRK/DA | | | | | | | 5E09 | 5E09 | | | |
| 21150 | | #CUPS COFFEE/DA | | | | | | | 5E10 | 5E10 | | | |
| 21160 | | #CUPS OF TEA/DAY | | | | | | | 5E11 | 5E11 | | | |
| 21170 | | #CUPS DECAFF/DAY | | | | | | | 5E12 | 5E12 | | | |
| 22650 | 183 | 5+WINCOOL/LST2WK | | | | | | | | | | | |

A01e: DRUGS. How high? (How often?)

| | | | | | | | | | | | | | |
|-------|----|------------------|-------|-------|-------|-------|-------|-------|-------|-------|-------|-------|-------|
| 00840 | 30 | #X DRK ENF FL HI | 2B05 | 2B05 | 2B05 | 2B05 | 2B05 | 2B05 | 2B05 | 2B05 | 2B05 | 2B05 | 2B05 |
| 00840 | 30 | #X DRK ENF FL HI | 3B05 | 3B05 | 3B05 | 3B05 | 3B05 | 3B05 | 3B05 | 3B05 | 3B05 | 3B05 | 3B05 |
| 00840 | 30 | #X DRK ENF FL HI | 4B05 | 4B05 | 4B05 | 4B05 | 4B05 | 4B05 | 4B05 | 4B05 | 4B05 | 4B05 | 4B05 |
| 00840 | 30 | #X DRK ENF FL HI | 5B05 | 5B05 | 5B05 | 5B05 | 5B05 | 5B05 | 5B05 | 5B05 | 5B05 | 5B05 | 5B05 |
| 00840 | 30 | #X DRK ENF FL HI | | | | | | | | | | | |
| 01970 | 56 | #X DRK ENF FL H | 1B010 | 1B010 | 1B010 | 1B010 | 1B010 | 1B010 | 1B010 | 1B010 | 1B010 | 1B010 | 1B010 |
| 02340 | 61 | MJ/HSH,VRY HIGH | 1B023 | 1B023 | 1B023 | 1B023 | 1B023 | 1B023 | 1B023 | 1B023 | 1B023 | 1B023 | 1B023 |
| 02650 | 65 | LSD,GET VRY HI | 1B033 | 1B033 | 1B033 | 1B033 | 1B033 | 1B033 | 1B037 | 1B037 | 1B037 | 1B037 | 1B037 |
| 02700 | 66 | PSYD,GT VRY HI | 1B039 | 1B039 | 1B039 | 1B039 | 1B039 | 1B039 | 1B043 | 1B043 | 1B043 | 1B043 | 1B043 |
| 03100 | 72 | AMPH,GT VRY HI | 1B047 | 1B047 | 1B047 | 1B047 | 1B047 | 1B047 | 1B054 | 1B054 | 1B054 | 1B054 | 1B054 |
| 03260 | | QUAD GT VRY HI | 1B054 | 1B054 | 1B054 | 1B054 | 1B054 | 1B054 | 1B061 | 1B061 | 1B061 | 1B061 | 1B061 |
| 03590 | | BARB,GT VRY HI | 1B061 | 1B061 | 1B061 | 1B061 | 1B061 | 1B061 | 1B068 | 1B068 | 1B068 | 1B068 | 1B068 |
| 04050 | 78 | TRNQ,GT VRY HI | 1B071 | 1B071 | 1B071 | 1B071 | 1B071 | 1B071 | 1B078 | 1B078 | 1B078 | 1B078 | 1B078 |
| 04520 | 82 | COK,GET VRY HI | 1B080 | 1B080 | 1B080 | 1B080 | 1B080 | 1B080 | 1B087 | 1B087 | 1B087 | 1B087 | 1B087 |
| 04930 | | HER,GT VRY HI | 1B089 | 1B089 | 1B089 | 1B089 | 1B089 | 1B089 | | | | | |
| 05380 | 87 | NARC,GT VRY HI | 1B099 | 1B099 | 1B099 | 1B099 | 1B099 | 1B099 | 1B098 | 1B098 | 1B098 | 1B098 | 1B098 |


A01f: DRUGS. How long high?

| | | | | | | | | | | | | | |
|-------|----|-----------------|-------|-------|-------|-------|-------|-------|-------|-------|-------|-------|-------|
| 01980 | 56 | DRK AL,HI24+HR | 1B011 | 1B011 | 1B011 | 1B011 | 1B011 | 1B011 | 1B011 | 1B011 | 1B011 | 1B011 | 1B011 |
| 02350 | 61 | MJ/HSH,HI 24+HR | 1B024 | 1B024 | 1B024 | 1B024 | 1B024 | 1B024 | 1B024 | 1B024 | 1B024 | 1B024 | 1B024 |
| 02660 | 65 | LSD,HIGH 24+ HR | 1B034 | 1B034 | 1B034 | 1B034 | 1B034 | 1B034 | 1B038 | 1B038 | 1B038 | 1B038 | 1B038 |
| 02710 | 66 | PSYD,HI 24+ HRS | 1B040 | 1B040 | 1B040 | 1B040 | 1B040 | 1B040 | 1B044 | 1B044 | 1B044 | 1B044 | 1B044 |
| 03110 | 72 | AMPH,HI 24+ HRS | 1B048 | 1B048 | 1B048 | 1B048 | 1B048 | 1B048 | 1B055 | 1B055 | 1B055 | 1B055 | 1B055 |
| 03270 | | QUAD,HI 24+ HRS | 1B055 | 1B055 | 1B055 | 1B055 | 1B055 | 1B055 | 1B062 | 1B062 | 1B062 | 1B062 | 1B062 |
| 03600 | | BARB,HI 24+ HRS | 1B062 | 1B062 | 1B062 | 1B062 | 1B062 | 1B062 | 1B069 | 1B069 | 1B069 | 1B069 | 1B069 |
| 04060 | 78 | TRNQ,HI 24+ HRS | 1B072 | 1B072 | 1B072 | 1B072 | 1B072 | 1B072 | 1B079 | 1B079 | 1B079 | 1B079 | 1B079 |
| 04530 | 82 | COK,HIGH 24+ HR | 1B081 | 1B081 | 1B081 | 1B081 | 1B081 | 1B081 | 1B088 | 1B088 | 1B088 | 1B088 | 1B088 |
| 04940 | | HER,HI 24+ HRS | 1B090 | 1B090 | 1B090 | 1B090 | 1B090 | 1B090 | | | | | |
| 05390 | 88 | NARC,HI 24+ HRS | 1B100 | 1B100 | 1B100 | 1B100 | 1B100 | 1B100 | 1B099 | 1B099 | 1B099 | 1B099 | 1B099 |

A01g: DRUGS. Incidence of first use

| | | | | | | | | | | | | | |
|-------|-----|------------------------------|--------|--------|--------|--------|--------|--------|--------|--------|--------|--------|--------|
| 01680 | | SMK CIG DLY/12G | 1B002 | 1B002 | 1B002* | 1B002 | 1B002 | 1B002 | 1B002 | 1B002 | 1B002 | 1B002 | 1B002 |
| 01685 | | GR 1 ST SMOK O=N | | | | | | | | | | | 1B002 |
| 02015 | | GR 1 ST DRUNKO=N | | | | | | | | | | | 1B016 |
| 05570 | 89 | GR 1 ST SMOK DLY | 1B105A | 1B105A | 1B105A | 1B105A | 1B105A | 1B105A | 1B104A | 1B104A | 1B104A | 1B104A | 1B104A |
| 05570 | 160 | GR 1 ST SMOK DLY | | 3E12A | 3E12A | 3E12A | 3E12A | 3E12A | 3E10A | 3E10A | 3E10A | 3E10A | 3E10A |
| 05570 | 246 | GR 1 ST SMOK DLY | | | | | | | | | | | |
| 05575 | 91 | GR 1 ST SMOK EVR | | | | | | | | | | | 1B104M |
| 05575 | 162 | GR 1 ST SMOKE EVR | | | | | | | | | | | 3E10N |
| 05575 | 246 | GR 1 ST SMOK EVR | | | | | | | | | | | |
| 05576 | 162 | GR 1 ST SMOKELESS | | | | | | | | | | | 3E10O |
| 05576 | 246 | GR 1 ST SMOKELESS | | | | | | | | | | | |
| 05580 | 89 | GR 1 ST TRY ALC | 1B105B | 1B105B | 1B105B | 1B105B | 1B105B | 1B105B | 1B104B | 1B104B | 1B104B | 1B104B | 1B104B |
| 05580 | 160 | GR 1 ST TRY ALC | | 3E12B | 3E12B | 3E12B | 3E12B | 3E12B | 3E10B | 3E10B | 3E10B | 3E10B | 3E10B |
| 05580 | | GR 1 ST TRY ALC | | | | | | | | | | | |
| 05585 | 91 | GR 1 ST DRUNK | | | | | | | | | | | 1B104N |
| 05585 | 162 | GR 1 ST DRUNK | | | | | | | | | | | 3E10P |
| 05585 | | GR 1 ST DRUNK | | | | | | | | | | | |
| 05590 | 89 | GR 1 ST TRY MJ | 1B105C | 1B105C | 1B105C | 1B105C | 1B105C | 1B105C | 1B104C | 1B104C | 1B104C | 1B104C | 1B104C |
| 05590 | 160 | GR 1 ST TRY MJ | | 3E12C | 3E12C | 3E12C | 3E12C | 3E12C | 3E10C | 3E10C | 3E10C | 3E10C | 3E10C |
| 05590 | | GR 1 ST TRY MJ | | | | | | | | | | | |
| 05600 | 89 | GR 1 ST TRY LSD | 1B105D | 1B105D | 1B105D | 1B105D | 1B105D | 1B105D | 1B104D | 1B104D | 1B104D | 1B104D | 1B104D |
| 05600 | 160 | GR 1 ST TRY LSD | | 3E12D | 3E12D | 3E12D | 3E12D | 3E12D | 3E10D | 3E10D | 3E10D | 3E10D | 3E10D |
| 05600 | | GR 1 ST TRY LSD | | | | | | | | | | | |

*item text changed from previous year




| Item Ref. No. | Page Loc. in this Vol. | ITEM DESCRIPTION (ABBREVIATED) | QUESTIONNAIRE LOCATION BY YEAR (FORM, SECTION, AND QUESTION NUMBER) | | | | | | | | | | |
|---------------------|---------------------------------|--------------------------------------|---|------|------|------|------|------|------|------|------|------|------|
| | | | 1976 | 1977 | 1978 | 1979 | 1980 | 1981 | 1982 | 1983 | 1984 | 1985 | 1986 |
| | | | | | | | | | | | | | |

A01g: DRUGS. Incidence of first use (continued)

| | | | | | | | | | | | | | |
|-------|-----|------------------------------|--------|--------|--------|--------|--------|--------|--------|--------|--------|--------|--------|
| 05610 | 89 | GR 1 ST TRY PSY | 1B105E | 1B105E | 1B105E | 1B105E | 1B105E | 1B105E | 1B104E | 1B104E | 1B104E | 1B104E | 1B104E |
| 05610 | 160 | GR 1 ST TRY PSY | | 3E12E | 3E12E | 3E12E | 3E12E | 3E12E | 3E10E | 3E10E | 3E10E | 3E10E | 3E10E |
| 05610 | | GR 1 ST TRY PSY | | | | | | | | | | | |
| 05620 | 90 | GR 1 ST TRY AMP | 1B105F | 1B105F | 1B105F | 1B105F | 1B105F | 1B105F | 1B104F | 1B104F | 1B104F | 1B104F | 1B104F |
| 05620 | 161 | GR 1 ST TRY AMP | | 3E12F | 3E12F | 3E12F | 3E12F | 3E12F | 3E10F | 3E10F | 3E10F | 3E10F | 3E10F |
| 05620 | | GR 1 ST TRY AMP | | | | | | | | | | | |
| 05630 | 90 | GR 1 ST TRY QUA | 1B105G | 1B105G | 1B105G | 1B105G | 1B105G | 1B105G | 1B104G | 1B104G | 1B104G | 1B104G | 1B104G |
| 05630 | 161 | GR 1 ST TRY QUA | | 3E12G | 3E12G | 3E12G | 3E12G | 3E12G | 3E10G | 3E10G | 3E10G | 3E10G | 3E10G |
| 05630 | | GR 1 ST TRY QUA | | | | | | | | | | | |
| 05640 | 90 | GR 1 ST TRY BRB | 1B105H | 1B105H | 1B105H | 1B105H | 1B105H | 1B105H | 1B104H | 1B104H | 1B104H | 1B104H | 1B104H |
| 05640 | 161 | GR 1 ST TRY BRB | | 3E12H | 3E12H | 3E12H | 3E12H | 3E12H | 3E10H | 3E10H | 3E10H | 3E10H | 3E10H |
| 05640 | | GR 1 ST TRY BRB | | | | | | | | | | | |
| 05650 | 90 | GR 1 ST TRY TRN | 1B105I | 1B105I | 1B105I | 1B105I | 1B105I | 1B105I | 1B104I | 1B104I | 1B104I | 1B104I | 1B104I |
| 05650 | 161 | GR 1 ST TRY TRN | | 3E12I | 3E12I | 3E12I | 3E12I | 3E12I | 3E10I | 3E10I | 3E10I | 3E10I | 3E10I |
| 05650 | | GR 1 ST TRY TRN | | | | | | | | | | | |
| 05660 | 90 | GR 1 ST TRY COK | 1B105J | 1B105J | 1B105J | 1B105J | 1B105J | 1B105J | 1B104J | 1B104J | 1B104J | 1B104J | 1B104J |
| 05660 | 161 | GR 1 ST TRY COK | | 3E12J | 3E12J | 3E12J | 3E12J | 3E12J | 3E10J | 3E10J | 3E10J | 3E10J | 3E10J |
| 05661 | 91 | GR 1 ST TRY CRAC | | | | | | | | | | | |
| 05661 | 126 | GR 1 ST TRY CRACK | | | | | | | | | | | |
| 05661 | 162 | GR 1 ST TRY CRACK | | | | | | | | | | | |
| 05661 | | GR 1 ST TRY CRACK | | | | | | | | | | | |
| 05662 | 126 | GR 1 ST TR OT COK | | | | | | | | | | | |
| 05662 | | GR 1 ST TR OT COK | | | | | | | | | | | |
| 05670 | 90 | GR 1 ST TRY HER | 1B105K | 1B105K | 1B105K | 1B105K | 1B105K | 1B105K | 1B104K | 1B104K | 1B104K | 1B104K | 1B104K |
| 05670 | 161 | GR 1 ST TRY HER | | 3E12K | 3E12K | 3E12K | 3E12K | 3E12K | 3E10K | 3E10K | 3E10K | 3E10K | 3E10K |
| 05670 | | GR 1 ST TRY HER | | | | | | | | | | | |
| 05680 | 91 | GR 1 ST TRY NRC | 1B105L | 1B105L | 1B105L | 1B105L | 1B105L | 1B105L | 1B104L | 1B104L | 1B104L | 1B104L | 1B104L |
| 05680 | 162 | GR 1 ST TRY NRC | | 3E12L | 3E12L | 3E12L | 3E12L | 3E12L | 3E10L | 3E10L | 3E10L | 3E10L | 3E10L |
| 05680 | | GR 1 ST TRY NRC | | | | | | | | | | | |
| 05685 | 162 | GR 1 ST TRY INHAL | | | 3E12M | 3E12M | 3E12M | 3E12M | 3E10M | 3E10M | 3E10M | 3E10M | 3E10M |
| 05685 | | GR 1 ST TRY INHAL | | | | | | | | | | | |
| 05686 | 127 | GR 1 ST TRY PCP | | | | | 2E04A | 2E04A | 2E04A | 2E04A | 2E04A | 2E04A | 2E04A |
| 05687 | 127 | GR 1 ST TRY PPRS | | | | | 2E04B | 2E04B | 2E04B | 2E04B | 2E04B | 2E04B | 2E04B |
| 21190 | 62 | GR 1 ST DAILY MJ | | | | | | | 1B029 | 1B029 | 1B029 | 1B029 | 1B029 |
| 23810 | 127 | GR 1 ST TRY STRDS | | | | | | | | | | | |
| 23810 | | GR 1 ST TRY STRDS | | | | | | | | | | | |
| 24430 | 91 | GR 1 ST TRY ICE | | | | | | | | | | | |
| 24430 | 127 | GR 1 ST TRY ICE | | | | | | | | | | | |
| 25680 | 246 | GR 1 ST INJECT | | | | | | | | | | | |

A01h: DRUGS. Use with other drugs

| | | | | | | | | | | | | | |
|-------|----|-----------------|--------|--------|--------|--------|--------|--------|--------|--------|--------|--------|--------|
| 02200 | 60 | #X OVL MJ+ALC | 1B021 | 1B021 | 1B021 | 1B021 | 1B021 | 1B021 | 1B021 | 1B021 | 1B021 | 1B021 | 1B021 |
| 02500 | 64 | #X OVL LSD+ALC | 1B031A | 1B031A | 1B031A | 1B031A | 1B031A | 1B031A | 1B035A | 1B035A | 1B035A | 1B035A | 1B035A |
| 02510 | 64 | #X OVL LSD+MJ | 1B031B | 1B031B | 1B031B | 1B031B | 1B031B | 1B031B | 1B035B | 1B035B | 1B035B | 1B035B | 1B035B |
| 02900 | 71 | #X OVL AMPH+ALC | 1B045A | 1B045A | 1B045A | 1B045A | 1B045A | 1B045A | 1B052A | 1B052A | 1B052A | 1B052A | 1B052A |
| 02910 | 71 | #X OVL AMPH+MJ | 1B045B | 1B045B | 1B045B | 1B045B | 1B045B | 1B045B | 1B052B | 1B052B | 1B052B | 1B052B | 1B052B |
| 02920 | 71 | #X OVL AMPH+LSD | 1B045C | 1B045C | 1B045C | 1B045C | 1B045C | 1B045C | 1B052C | 1B052C | 1B052C | 1B052C | 1B052C |
| 02930 | 71 | #X OVL AMPH+PSY | 1B045D | 1B045D | 1B045D | 1B045D | 1B045D | 1B045D | 1B052D | 1B052D | 1B052D | 1B052D | 1B052D |
| 03390 | | #X OVL BARB+ALC | 1B059A | 1B059A | 1B059A | 1B059A | 1B059A | 1B059A | 1B066A | 1B066A | 1B066A | 1B066A | 1B066A |
| 03400 | | #X OVL BARB+MJ | 1B059B | 1B059B | 1B059B | 1B059B | 1B059B | 1B059B | 1B066B | 1B066B | 1B066B | 1B066B | 1B066B |
| 03410 | | #X OVL BARB+LSD | 1B059C | 1B059C | 1B059C | 1B059C | 1B059C | 1B059C | 1B066C | 1B066C | 1B066C | 1B066C | 1B066C |
| 03420 | | #X OVL BARB+PSY | 1B059D | 1B059D | 1B059D | 1B059D | 1B059D | 1B059D | 1B066D | 1B066D | 1B066D | 1B066D | 1B066D |
| 03430 | | #X OVL BARB+AMP | 1B059E | 1B059E | 1B059E | 1B059E | 1B059E | 1B059E | 1B066E | 1B066E | 1B066E | 1B066E | 1B066E |
| 03440 | | #X OVL BARB+QUA | 1B059F | 1B059F | 1B059F | 1B059F | 1B059F | 1B059F | 1B066F | 1B066F | 1B066F | 1B066F | 1B066F |
| 03840 | 76 | #X OVL TRQL+ALC | 1B069A | 1B069A | 1B069A | 1B069A | 1B069A | 1B069A | 1B076A | 1B076A | 1B076A | 1B076A | 1B076A |
| 03850 | 76 | #X OVL TRQL+MJ | 1B069B | 1B069B | 1B069B | 1B069B | 1B069B | 1B069B | 1B076B | 1B076B | 1B076B | 1B076B | 1B076B |
| 03860 | 77 | #X OVL TRQL+LSD | 1B069C | 1B069C | 1B069C | 1B069C | 1B069C | 1B069C | 1B076C | 1B076C | 1B076C | 1B076C | 1B076C |
| 03870 | 77 | #X OVL TRQL+PSY | 1B069D | 1B069D | 1B069D | 1B069D | 1B069D | 1B069D | 1B076D | 1B076D | 1B076D | 1B076D | 1B076D |
| 03880 | 77 | #X OVL TRQL+AMP | 1B069E | 1B069E | 1B069E | 1B069E | 1B069E | 1B069E | 1B076E | 1B076E | 1B076E | 1B076E | 1B076E |
| 03890 | 77 | #X OVL TRQL+QUA | 1B069F | 1B069F | 1B069F | 1B069F | 1B069F | 1B069F | 1B076F | 1B076F | 1B076F | 1B076F | 1B076F |
| 03900 | 77 | #X OVL TRQL+BRB | 1B069G | 1B069G | 1B069G | 1B069G | 1B069G | 1B069G | 1B076G | 1B076G | 1B076G | 1B076G | 1B076G |
| 04290 | 81 | #X OVL COKE+ALC | 1B078A | 1B078A | 1B078A | 1B078A | 1B078A | 1B078A | 1B085A | 1B085A | 1B085A | 1B085A | 1B085A |
| 04300 | 81 | #X OVL COKE+MJ | 1B078B | 1B078B | 1B078B | 1B078B | 1B078B | 1B078B | 1B085B | 1B085B | 1B085B | 1B085B | 1B085B |
| 04310 | 81 | #X OVL COKE+LSD | 1B078C | 1B078C | 1B078C | 1B078C | 1B078C | 1B078C | 1B085C | 1B085C | 1B085C | 1B085C | 1B085C |
| 04320 | 81 | #X OVL COKE+PSY | 1B078D | 1B078D | 1B078D | 1B078D | 1B078D | 1B078D | 1B085D | 1B085D | 1B085D | 1B085D | 1B085D |
| 04330 | 81 | #X OVL COKE+AMP | 1B078E | 1B078E | 1B078E | 1B078E | 1B078E | 1B078E | 1B085E | 1B085E | 1B085E | 1B085E | 1B085E |
| 04340 | 82 | #X OVL COKE+QUA | 1B078F | 1B078F | 1B078F | 1B078F | 1B078F | 1B078F | 1B085F | 1B085F | 1B085F | 1B085F | 1B085F |
| 04350 | 82 | #X OVL COKE+BRB | 1B078G | 1B078G | 1B078G | 1B078G | 1B078G | 1B078G | 1B085G | 1B085G | 1B085G | 1B085G | 1B085G |
| 04360 | 82 | #X OVL COKE+TRN | 1B078H | 1B078H | 1B078H | 1B078H | 1B078H | 1B078H | 1B085H | 1B085H | 1B085H | 1B085H | 1B085H |
| 04710 | | #X OVL HER +ALC | 1B087A | 1B087A | 1B087A | 1B087A | 1B087A | 1B087A | | | | | |
| 04720 | | #X OVL HER +MJ | 1B087B | 1B087B | 1B087B | 1B087B | 1B087B | 1B087B | | | | | |
| 04730 | | #X OVL HER +LSD | 1B087C | 1B087C | 1B087C | 1B087C | 1B087C | 1B087C | | | | | |
| 04740 | | #X OVL HER +PSY | 1B087D | 1B087D | 1B087D | 1B087D | 1B087D | 1B087D | | | | | |
| 04750 | | #X OVL HER +AMP | 1B087E | 1B087E | 1B087E | 1B087E | 1B087E | 1B087E | | | | | |
| 04760 | | #X OVL HER +QUA | 1B087F | 1B087F | 1B087F | 1B087F | 1B087F | 1B087F | | | | | |
| 04770 | | #X OVL HER +BRB | 1B087G | 1B087G | 1B087G | 1B087G | 1B087G | 1B087G | | | | | |
| 04780 | | #X OVL HER +TRN | 1B087H | 1B087H | 1B087H | 1B087H | 1B087H | 1B087H | | | | | |
| 04790 | | #X OVL HER +COK | 1B087I | 1B087I | 1B087I | 1B087I | 1B087I | 1B087I | | | | | |



| Item Ref. No. | Page Loc. in this Vol. | ITEM DESCRIPTION (ABBREVIATED) | QUESTIONNAIRE LOCATION BY YEAR (FORM, SECTION, AND QUESTION NUMBER) | | | | | | | | | | |
|---------------------|---------------------------------|--------------------------------------|---|------|------|------|------|------|------|------|------|------|------|
| | | | 1976 | 1977 | 1978 | 1979 | 1980 | 1981 | 1982 | 1983 | 1984 | 1985 | 1986 |
| | | | | | | | | | | | | | |

A01h: DRUGS. Use with other drugs (continued)

| | | | | | | | | | | | | | |
|-------|----|-----------------|--------|--------|--------|--------|--------|--------|--------|--------|--------|--------|--------|
| 05130 | 86 | #X OVL NARC+ALC | 1B097A | 1B097A | 1B097A | 1B097A | 1B097A | 1B097A | 1B096A | 1B096A | 1B096A | 1B096A | 1B096A |
| 05140 | 86 | #X OVL NARC+MJ | 1B097B | 1B097B | 1B097B | 1B097B | 1B097B | 1B097B | 1B096B | 1B096B | 1B096B | 1B096B | 1B096B |
| 05150 | 86 | #X OVL NARC+LSD | 1B097C | 1B097C | 1B097C | 1B097C | 1B097C | 1B097C | 1B096C | 1B096C | 1B096C | 1B096C | 1B096C |
| 05160 | 86 | #X OVL NARC+PSY | 1B097D | 1B097D | 1B097D | 1B097D | 1B097D | 1B097D | 1B096D | 1B096D | 1B096D | 1B096D | 1B096D |
| 05170 | 86 | #X OVL NARC+AMP | 1B097E | 1B097E | 1B097E | 1B097E | 1B097E | 1B097E | 1B096E | 1B096E | 1B096E | 1B096E | 1B096E |
| 05180 | 86 | #X OVL NARC+QUA | 1B097F | 1B097F | 1B097F | 1B097F | 1B097F | 1B097F | 1B096F | 1B096F | 1B096F | 1B096F | 1B096F |
| 05190 | 87 | #X OVL NARC+BRB | 1B097G | 1B097G | 1B097G | 1B097G | 1B097G | 1B097G | 1B096G | 1B096G | 1B096G | 1B096G | 1B096G |
| 05200 | 87 | #X OVL NARC+TRN | 1B097H | 1B097H | 1B097H | 1B097H | 1B097H | 1B097H | 1B096H | 1B096H | 1B096H | 1B096H | 1B096H |
| 05210 | 87 | #X OVL NARC+COK | 1B097I | 1B097I | 1B097I | 1B097I | 1B097I | 1B097I | 1B096I | 1B096I | 1B096I | 1B096I | 1B096I |
| 05220 | 87 | #X OVL NARC+HER | 1B097J | 1B097J | 1B097J | 1B097J | 1B097J | 1B097J | 1B096J | 1B096J | 1B096J | 1B096J | 1B096J |

A01i: DRUGS. Tried to stop

| | | | | | | | | | | | | | |
|-------|-----|------------------|-------|-------|-------|--------|-------|-------|-------|-------|-------|-------|-------|
| 01690 | 52 | *TRY STP SMK&FL | 1B004 | 1B004 | 1B004 | 1B004 | 1B004 | 1B004 | 1B004 | 1B004 | 1B004 | 1B004 | 1B004 |
| 01690 | 235 | *TRY STP SMK&FL | | | | | | | | | | | |
| 01691 | 52 | #X TRY STOP SMK | | | | | | | | | | | |
| 01691 | 236 | #X TRY STOP SMK | | | | | | | | | | | |
| 01700 | 52 | *WNT STP SMK NW | 1B005 | 1B005 | 1B005 | 1B005 | 1B005 | 1B005 | 1B005 | 1B005 | 1B005 | 1B005 | 1B005 |
| 01700 | 236 | *WNT STP SMK NW | | | | | | | | | | | |
| 02020 | 57 | *TRY STP ALC&FL | 1B016 | 1B016 | 1B016 | 1B016 | 1B016 | 1B016 | 1B016 | 1B016 | 1B016 | 1B016 | 1B015 |
| 02380 | 62 | *TRY STP MJ &FL | 1B027 | 1B027 | 1B027 | 1B027 | 1B027 | 1B027 | 1B027 | 1B027 | 1B027 | 1B027 | 1B027 |
| 02680 | 65 | *TRY STP LSD&FL | 1B036 | 1B036 | 1B036 | 1B036 | 1B036 | 1B036 | 1B040 | 1B040 | 1B040 | 1B040 | 1B040 |
| 03240 | 72 | *TRY STP AMP&FL | 1B051 | 1B051 | 1B051 | 1B051 | 1B051 | 1B051 | 1B058 | 1B058 | 1B058 | 1B058 | 1B058 |
| 03710 | | TRY STP BARB&FL | 1B064 | 1B064 | 1B064 | 1B064 | 1B064 | 1B064 | 1B071 | 1B071 | 1B071 | 1B071 | 1B071 |
| 04170 | 78 | *TRY STP TRQ&FL | 1B074 | 1B074 | 1B074 | 1B074 | 1B074 | 1B074 | 1B081 | 1B081 | 1B081 | 1B081 | 1B081 |
| 04540 | 83 | *TRY STP COK&FL | 1B082 | 1B082 | 1B082 | 1B082 | 1B082 | 1B082 | 1B089 | 1B089 | 1B089 | 1B089 | 1B089 |
| 04950 | | TRY STP HER& FL | 1B091 | 1B091 | 1B091 | 1B091 | 1B091 | 1B091 | | | | | |
| 05500 | 88 | TRY STP NARC&FL | 1B102 | 1B102 | 1B102 | 1B102 | 1B102 | 1B102 | 1B101 | 1B101 | 1B101 | 1B101 | 1B101 |
| 08910 | 151 | 12MO REDUCE ALCL | 3D03A | 3D03A | 3D03A | 3D03A | 3D03A | 3D03A | 3D03A | 3D03A | 3D03A | 3D03A | 3D03A |
| 08920 | 151 | 12MO REDUCE CIG | 3D03B | 3D03B | 3D03B | 3D03B | 3D03B | 3D03B | 3D03B | 3D03B | 3D03B | 3D03B | 3D03B |
| 08930 | 151 | 12MO REDUCE MARJ | 3D03C | 3D03C | 3D03C | 3D03C | 3D03C | 3D03C | 3D03C | 3D03C | 3D03C | 3D03C | 3D03C |
| 08940 | 152 | 12MO REDUCE PSYC | 3D03D | 3D03D | 3D03D | 3D03D | 3D03D | 3D03D | 3D03D | 3D03D | 3D03D | 3D03D | 3D03D |
| 08950 | 152 | 12MO REDUCE AMPH | 3D03E | 3D03E | 3D03E | 3D03E | 3D03E | 3D03E | 3D03E | 3D03E | 3D03E | 3D03E | 3D03E |
| 08960 | | 12MO REDUCE QUAL | 3D03F | 3D03F | 3D03F | | | | | | | | |
| 08970 | 152 | 12MO REDUCE B+Q | 3D03G | 3D03G | 3D03G | 3D03G* | 3D03G | 3D03G | 3D03G | 3D03G | 3D03G | 3D03G | 3D03G |
| 08980 | 152 | 12MO REDUCE COKE | 3D03H | 3D03H | 3D03H | 3D03H | 3D03H | 3D03H | 3D03H | 3D03H | 3D03H | 3D03H | 3D03H |
| 08990 | 152 | 12MO REDUCE HRN | 3D03I | 3D03I | 3D03I | 3D03I | 3D03I | 3D03I | 3D03I | 3D03I | 3D03I | 3D03I | 3D03I |
| 09000 | 152 | 12MO REDUCE NARC | 3D03J | 3D03J | 3D03J | 3D03J | 3D03J | 3D03J | 3D03J | 3D03J | 3D03J | 3D03J | 3D03J |
| 09005 | 152 | 12MO REDUCE TRQL | | | | 3D03F | 3D03F | 3D03F | 3D03F | 3D03F | 3D03F | 3D03F | 3D03F |

A01j: DRUGS. Use on doctor's orders?

| | | | | | | | | | | | | | |
|-------|----|-----------------|-------|-------|-------|-------|-------|-------|-------|-------|-------|-------|-------|
| 02790 | 69 | DR TOLD TK AMPH | 1B042 | 1B042 | 1B042 | 1B042 | 1B042 | 1B042 | 1B049 | 1B049 | 1B049 | 1B049 | 1B049 |
| 03280 | 73 | DR TOLD TK BARB | 1B056 | 1B056 | 1B056 | 1B056 | 1B056 | 1B056 | 1B063 | 1B063 | 1B063 | 1B063 | 1B063 |
| 03730 | 74 | DR TOLD TK TRNQ | 1B066 | 1B066 | 1B066 | 1B066 | 1B066 | 1B066 | 1B073 | 1B073 | 1B073 | 1B073 | 1B073 |
| 05020 | 84 | DR TOLD TK NARC | 1B094 | 1B094 | 1B094 | 1B094 | 1B094 | 1B094 | 1B093 | 1B093 | 1B093 | 1B093 | 1B093 |

A01k: DRUGS. Bad trip?

| | | | | | | | | | | | | | |
|-------|----|-----------------|-------|-------|-------|-------|-------|-------|-------|-------|-------|-------|-------|
| 02670 | 65 | 1+ BAD TRIP LSD | 1B035 | 1B035 | 1B035 | 1B035 | 1B035 | 1B035 | 1B039 | 1B039 | 1B039 | 1B039 | 1B039 |
|-------|----|-----------------|-------|-------|-------|-------|-------|-------|-------|-------|-------|-------|-------|

A01l: DRUGS. Kinds of drugs

| | | | | | | | | | | | | | |
|-------|----|-----------------|--------|--------|--------|--------|--------|--------|--------|--------|--------|--------|--------|
| 02720 | 66 | TKN YR,MESCALIN | 1B041A | 1B041A | 1B041A | 1B041A | 1B041A | 1B041A | 1B045A | 1B045A | 1B045A | 1B045A | 1B045A |
| 02730 | 66 | TKN YR,PEYOTE | 1B041B | 1B041B | 1B041B | 1B041B | 1B041B | 1B041B | 1B045B | 1B045B | 1B045B | 1B045B | 1B045B |
| 02740 | 66 | TKN YR,PSILOCYB | 1B041C | 1B041C | 1B041C | 1B041C | 1B041C | 1B041C | 1B045C | 1B045C | 1B045C | 1B045C | 1B045C |
| 02750 | 66 | TKN YR,PCP | 1B041D | 1B041D | 1B041D | 1B041D | 1B041D | 1B041D | 1B045D | 1B045D | 1B045D | 1B045D | 1B045D |
| 02760 | 66 | TKN YR,CNCT THC | 1B041E | 1B041E | 1B041E | 1B041E | 1B041E | 1B041E | 1B045E | 1B045E | 1B045E | 1B045E | 1B045E |
| 02770 | 66 | TKN YR,OTH PSYD | 1B041F | 1B041F | 1B041F | 1B041F | 1B041F | 1B041F | 1B045F | 1B045F | 1B045F | 1B045F | 1B045F |
| 02780 | 66 | TKN YR,DK NAME | 1B041G | 1B041G | 1B041G | 1B041G | 1B041G | 1B041G | 1B045G | 1B045G | 1B045G | 1B045G | 1B045G |
| 03120 | 72 | TKN YR,BENZDRIN | 1B049A | 1B049A | 1B049A | 1B049A | 1B049A | 1B049A | 1B056A | 1B056A | 1B056A | 1B056A | 1B056A |
| 03130 | 72 | TKN YR,DEXEDRIN | 1B049B | 1B049B | 1B049B | 1B049B | 1B049B | 1B049B | 1B056B | 1B056B | 1B056B | 1B056B | 1B056B |
| 03140 | 72 | TKN YR,METHDRIN | 1B049C | 1B049C | 1B049C | 1B049C | 1B049C | 1B049C | 1B056C | 1B056C | 1B056C | 1B056C | 1B056C |
| 03150 | 72 | TKN YR,RITALIN | 1B049D | 1B049D | 1B049D | 1B049D | 1B049D | 1B049D | 1B056D | 1B056D | 1B056D | 1B056D | 1B056D |
| 03160 | 72 | TKN YR,PRELUDIN | 1B049E | 1B049E | 1B049E | 1B049E | 1B049E | 1B049E | 1B056E | 1B056E | 1B056E | 1B056E | 1B056E |
| 03170 | 72 | TKN YR,DEXAMYL | 1B049F | 1B049F | 1B049F | 1B049F | 1B049F | 1B049F | 1B056F | 1B056F | 1B056F | 1B056F | 1B056F |
| 03180 | 72 | TKN YR,METHAMPH | 1B049G | 1B049G | 1B049G | 1B049G | 1B049G | 1B049G | 1B056G | 1B056G | 1B056G | 1B056G | 1B056G |
| 03185 | 72 | TKN YR,CRYSMETH | | | | | | | | | | | |
| 03190 | 72 | TKN YR,OTH AMPH | 1B049H | 1B049H | 1B049H | 1B049H | 1B049H | 1B049H | 1B056H | 1B056H | 1B056H | 1B056H | 1B056H |
| 03200 | 72 | TKN YR,DNT KN N | 1B049I | 1B049I | 1B049I | 1B049I | 1B049I | 1B049I | 1B056I | 1B056I | 1B056I | 1B056I | 1B056I |
| 03610 | | TKN YR,PHNOBARB | 1B063A | 1B063A | 1B063A | 1B063A | 1B063A | 1B063A | 1B070A | 1B070A | 1B070A | 1B070A | 1B070A |
| 03620 | | TKN YR,SECONAL | 1B063B | 1B063B | 1B063B | 1B063B | 1B063B | 1B063B | 1B070B | 1B070B | 1B070B | 1B070B | 1B070B |
| 03630 | | TKN YR,TUINAL | 1B063C | 1B063C | 1B063C | 1B063C | 1B063C | 1B063C | 1B070C | 1B070C | 1B070C | 1B070C | 1B070C |
| 03640 | | TKN YR,NEMBUTAL | 1B063D | 1B063D | 1B063D | 1B063D | 1B063D | 1B063D | 1B070D | 1B070D | 1B070D | 1B070D | 1B070D |
| 03650 | | TKN YR,LUMINAL | 1B063E | 1B063E | 1B063E | 1B063E | 1B063E | 1B063E | 1B070E | 1B070E | 1B070E | 1B070E | 1B070E |
| 03660 | | TKN YR,DESBUTAL | 1B063F | 1B063F | 1B063F | 1B063F | 1B063F | 1B063F | 1B070F | 1B070F | 1B070F | 1B070F | 1B070F |
| 03670 | | TKN YR,AMYTAL | 1B063G | 1B063G | 1B063G | 1B063G | 1B063G | 1B063G | 1B070G | 1B070G | 1B070G | 1B070G | 1B070G |
| 03680 | | TKN YR,ADRNOCAL | 1B063H | 1B063H | 1B063H | 1B063H | 1B063H | 1B063H | 1B070H | 1B070H | 1B070H | 1B070H | 1B070H |
| 03690 | | TKN YR,OTH BRBT | 1B063I | 1B063I | 1B063I | 1B063I | 1B063I | 1B063I | 1B070I | 1B070I | 1B070I | 1B070I | 1B070I |

A01I: DRUGS. Kinds of drugs (continued)A01m: DRUGS. CostA02a: DRUGS. Friends' use[illegible]

[illegible]

| Item Ref. No. | QUESTIONNAIRE LOCATION BY YEAR (FORM, SECTION, AND QUESTION NUMBER) | | | | | | | | | | | | | | | |
|---------------------|---|------|------|------|------|------|------|------|------|------|------|------|------|------|------|------|
| | 1987 | 1988 | 1989 | 1990 | 1991 | 1992 | 1993 | 1994 | 1995 | 1996 | 1997 | 1998 | 1999 | 2000 | 2001 | 2002 |
| | | | | | | | | | | | | | | | | |

A02a: DRUGS. Friends' use (continued)

| | | | | | | | | | | | | | | | | |
|-------|-------|-------|-------|--------|--------|--------|--------|--------|--------|--------|--------|--------|--------|--------|--------|--------|
| 07200 | | | | 1B101F | 1B101F | 1B101F | 1B101F | 1B101F | 1B101F | 1B101F | 1B101F | 1B101F | 1B101F | 1B101F | 1B101F | 1B101F |
| 07200 | 2D06N | 2D06N | 2D06N | 2D05N | 2D05N | 2D07N | 2D07N | 2D07N | 2D07N | 2D07N | 2D07N | 2D07N | 2D07N | 2D07N | 2D07N | 2D07N |
| 07200 | | | | 3E01F | 3E01F | 3E01F | 3E01F | 3E01F | 3E01F | 3E01F | 3E01F | 3E01F | 3E01F | 3E01F | 3E01F | 3E01F |
| 07200 | | | 6D13Q | 6D13R | 6D11R | 6D11R | 6D11R | 6D11R | 6D11R | 6D11R | 6D11R | 6D11R | 6D11R | 6D11R | 6D11R | 6D11R |
| 07201 | 2E01B | 2E01B | 2E01B | 2E01B | 2E01B | 2E01B | 2E01B | 2E01B | 2E01B | 2E01B | 2E01B | 2E01B | 2E01B | 2E01B | 2E01B | 2E01B |
| 07201 | | | 6D13D | 6D13D | 6D11D | 6D11D | 6D11D | 6D11D | 6D11D | 6D11D | 6D11D | 6D11D | 6D11D | 6D11D | 6D11D | 6D11D |
| 07202 | 2E01C | 2E01C | 2E01C | 2E01C | 2E01C | 2E01C | 2E01C | 2E01C | 2E01C | 2E01C | 2E01C | 2E01C | 2E01C | 2E01C | 2E01C | 2E01C |
| 07202 | | | 6D13O | | | | | | | | | | | | | |
| 23020 | | | | 6D13N | 6D11N | 6D11N | 6D11N | 6D11N | 6D11N | 6D11N | 6D11N | 6D18F | 6D18F | 6D19F | 6D19F | 6D19F |
| 23030 | | | | 6D13P | 6D11P | 6D11P | 6D11P | 6D11P | 6D11P | 6D11P | 6D11P | 6D18H | 6D18H | 6D19H | 6D19H | 6D19H |
| 23990 | | | | 1B101D | 1B101D | 1B101D | 1B101D | 1B101D | 1B101D | 1B101D | 1B101D | 1B101D | 1B101D | 1B101D | 1B101D | 1B101D |
| 23990 | | | 6D13K | 3E01D | 3E01D | 3E01D | 3E01D | 3E01D | 3E01D | 3E01D | 3E01D | 3E01D | 3E01D | 3E01D | 3E01D | 3E01D |
| 23990 | | | | 6D13J | 6D11J | 6D11J | 6D11J | 6D11J | 6D11J | 6D11J | 6D11J | 6D18D | 6D18D | 6D19D | 6D19D | 6D19D |
| 24500 | | | | 6D13O | 6D11O | 6D11O | 6D11O | 6D11O | 6D11O | 6D11O | 6D11O | 6D18G | 6D18G | 6D19G | 6D19G | 6D19G |

A02b: DRUGS. Exposure to users

| | | | | | | | | | | | | | | | | |
|-------|-------|-------|-------|-------|-------|-------|-------|-------|-------|-------|-------|-------|-------|-------|--------|--------|
| 08750 | | | | | | | | | | | | | | | | |
| 08760 | | | | | | | | | | | | | | | | |
| 08770 | | | | | | | | | | | | | | | | |
| 08780 | | | | | | | | | | | | | | | | |
| 08790 | | | | | | | | | | | | | | | | |
| 08800 | | | | | | | | | | | | | | | | |
| 08810 | | | | | | | | | | | | | | | | |
| 08820 | | | | | | | | | | | | | | | | |
| 08830 | | | | | | | | | | | | | | | | |
| 08835 | | | | | | | | | | | | | | | | |
| 08840 | | | | | | | | | | | | | | | | |
| 20590 | 3A29A | 3A29A | 3A29A | 3A28A | 3A28A | 3A28A | 3A28A | 3A28A | 3A28A | 3A28A | 3A28A | 3A28A | 3A28A | 3A28A | 3A28A | 3A28A |
| 20600 | 3A29B | 3A29B | 3A29B | 3A28B | 3A28B | 3A28B | 3A28B | 3A28B | 3A28B | 3A28B | 3A28B | 3A28B | 3A28B | 3A28B | 3A28B | 3A28B |
| 20610 | 3A29C | 3A29C | 3A29C | 3A28C | 3A28C | 3A28C | 3A28C | 3A28C | 3A28C | 3A28C | 3A28C | 3A28C | 3A28C | 3A28C | 3A28C* | 3A28C |
| 20620 | 3A29D | 3A29D | 3A29D | 3A28D | 3A28D | 3A28D | 3A28D | 3A28D | 3A28D | 3A28D | 3A28D | 3A28D | 3A28D | 3A28D | 3A28D | 3A28D |
| 20630 | 3A29E | 3A29E | 3A29E | 3A28E | 3A28E | 3A28E | 3A28E | 3A28E | 3A28E | 3A28E | 3A28E | 3A28E | 3A28E | 3A28E | 3A28E | 3A28E |
| 20640 | 3A29F | 3A29F | 3A29F | 3A28F | 3A28F | 3A28F | 3A28F | 3A28F | 3A28F | 3A28F | 3A28F | 3A28F | 3A28F | 3A28F | 3A28F | 3A28F |
| 20650 | 3A29G | 3A29G | 3A29G | 3A28G | 3A28G | 3A28G | 3A28G | 3A28G | 3A28G | 3A28G | 3A28G | 3A28G | 3A28G | 3A28G | 3A28G | 3A28G |
| 20660 | 3A29H | 3A29H | 3A29H | 3A28H | 3A28H | 3A28H | 3A28H | 3A28H | 3A28H | 3A28H | 3A28H | 3A28H | 3A28H | 3A28H | 3A28H | 3A28H |
| 20670 | 3A29I | 3A29I | 3A29I | 3A28I | 3A28I | 3A28I | 3A28I | 3A28I | 3A28I | 3A28I | 3A28I | 3A28I | 3A28I | 3A28I | 3A28I | 3A28I* |
| 20680 | 3A29J | 3A29J | 3A29J | 3A28J | 3A28J | 3A28J | 3A28J | 3A28J | 3A28J | 3A28J | 3A28J | 3A28J | 3A28J | 3A28J | 3A28J | 3A28J |
| 21920 | 5E08B | 5E08B | 5E08B | 5E09B | 5E09B | 5E09B | 5E09B | 5E09B | 5E09B | 5E09B | 5E09B | 5E09B | 5E09B | 5E09B | 5E09B | 5E09B |
| 21930 | 5E08C | 5E08C | 5E08C | 5E09C | 5E09C | 5E09C | 5E09C | 5E09C | 5E09C | 5E09C | 5E09C | 5E09C | 5E09C | 5E09C | 5E09C | 5E09C |
| 21950 | 5E08E | 5E08E | 5E08E | 5E09E | 5E09E | 5E09E | 5E09E | 5E09E | 5E09E | 5E09E | 5E09E | 5E09E | 5E09E | 5E09E | 5E09E | 5E09E |
| 21960 | 5E08F | 5E08F | 5E08F | 5E09F | 5E09F | 5E09F | 5E09F | 5E09F | 5E09F | 5E09F | 5E09F | 5E09F | 5E09F | 5E09F | 5E09F | 5E09F |
| 21970 | 5E08G | 5E08G | 5E08G | 5E09G | 5E09G | 5E09G | 5E09G | 5E09G | 5E09G | 5E09G | 5E09G | 5E09G | 5E09G | 5E09G | 5E09G | 5E09G |
| 21980 | 5E08H | 5E08H | 5E08H | 5E09H | 5E09H | 5E09H | 5E09H | 5E09H | 5E09H | 5E09H | 5E09H | 5E09H | 5E09H | 5E09H | 5E09H | 5E09H |
| 22000 | 5E08J | 5E08J | 5E08J | 5E09J | 5E09J | 5E09J | 5E09J | 5E09J | 5E09J | 5E09J | 5E09J | 5E09J | 5E09J | 5E09J | 5E09J | 5E09J |
| 22010 | 5E08K | 5E08K | 5E08K | 5E09K | 5E09K | 5E09K | 5E09K | 5E09K | 5E09K | 5E09K | 5E09K | 5E09K | 5E09K | 5E09K | 5E09K | 5E09K |
| 22020 | 5E08L | 5E08L | 5E08L | 5E09L | 5E09L | 5E09L | 5E09L | 5E09L | 5E09L | 5E09L | 5E09L | 5E09L | 5E09L | 5E09L | 5E09L | 5E09L |
| 22040 | 5E08N | 5E08N | 5E08N | 5E09N | 5E09N | 5E09N | 5E09N | 5E09N | 5E09N | 5E09N | 5E09N | 5E09N | 5E09N | 5E09N | 5E09N | 5E09N |

A02c: DRUGS. Exposure through the media

| | | | | | | | | | | | | | | | | |
|-------|--|--|--|--|--|--|--|--|--|--|--|------|------|------|------|------|
| 30360 | | | | | | | | | | | | 6D06 | 6D06 | 6D06 | 6D06 | 6D06 |
| 30370 | | | | | | | | | | | | 6D07 | 6D07 | 6D07 | 6D07 | 6D07 |

A03a: DRUGS. Availability

| | | | | | | | | | | | | | | | | |
|-------|-------|-------|-------|--------|--------|--------|--------|--------|--------|--------|--------|--------|--------|--------|--------|--------|
| 06750 | | | | 1A013A | 1A013A | 1A013A | 1A013A | 1A013A | 1A013A | 1A013A | 1A013A | 1A013A | 1A013A | 1A013A | 1A013A | 1A013A |
| 06750 | 2A21A | 2A21A | 2A21A | 2A21A | 2A21A | 2A21A | 2A21A | 2A21A | 2A21A | 2A21A | 2A21A | 2A21A | 2A21A | 2A21A | 2A21A | 2A21A |
| 06750 | | | | 3A30A | 3A30A | 3A30A | 3A30A | 3A30A | 3A30A | 3A30A | 3A30A | 3A30A | 3A30A | 3A30A | 3A30A | 3A30A |
| 06760 | 2A21B | 2A21B | 6A18A | 6A18A | 6A20A | 6A20A | 6A20A | 6A21A | 6A21A | 6A21A | 6A21A | 6A19A | 6A19A | 6A19A | 6A19A | 6A19A |
| 06760 | | | 2A21B | 2A21B | 2A21B | 2A21B | 2A21B | 2A21B | 2A21B | 2A21B | 2A21B | 2A21B | 2A21B | 2A21B | 2A21B | 2A21B |
| 06760 | | | 6A18B | 6A18B | 6A20B | 6A20B | 6A20B | 6A21B | 6A21B | 6A21B | 6A21B | 6A19B | 6A19B | 6A19B | 6A19B | 6A19B |
| 06770 | 2A21C | 2A21C | 2A21C | 2A21C | 2A21C | 2A21C | 2A21C | 2A21C | 2A21C | 2A21C | 2A21C | 2A21C | 2A21C | 2A21C | 2A21C* | 2A21C |
| 06771 | 2E07C | 2E07C | 2E07C | 2E07C | 2E09C | 2E09C | 2E09C | 2E09C | 2E09C | 2E09C | 2E09C | 2E09C | 2E09C | 2E09C | 2E09C | 2E09C |
| 06771 | | | 6A18C | 6A18C | 6A20C | 6A20C | 6A21C | 6A21C | 6A21C | 6A21C | 6A21C | 6A19C | 6A19C | 6A19C | 6A19C | 6A19C |
| 06780 | 2A21D | 2A21D | 2A21D | 2A21D | 2A21D | 2A21D | 2A21D | 2A21D | 2A21D | 2A21D | 2A21D | 2A21D | 2A21D | 2A21D | 2A21D | 2A21D |
| 06780 | | | 6A18E | 6A18E | 6A20E | 6A20E | 6A21E | 6A21E | 6A21E | 6A21E | 6A21E | 2A21E | 2A21E | 2A21E | 2A21E | 2A21E |
| 06790 | 2A21E | 2A21E | 2A21E | 2A21E | 2A21E | 2A21E | 2A21E | 2A21E | 2A21E | 2A21E | 2A21E | 2A21E | 2A21E | 2A21E | 2A21E | 2A21E |
| 06790 | | | 6A18F | 6A18F | 6A20F | 6A20F | 6A21F | 6A21F | 6A21F | 6A21F | 6A21F | 2A21F | 2A21F | 2A21F | 2A21F | 2A21F |
| 06800 | 2A21F | 2A21F | 2A21F | 2A21F | 2A21F | 2A21F | 2A21F | 2A21F | 2A21F | 2A21F | 2A21F | 2A21F | 2A21F | 2A21F | 2A21F* | 2A21F |
| 06800 | | | 6A18G | 6A18G | 6A20G | 6A20G | 6A21G | 6A21G | 6A21G | 6A21G | 6A21G | 2A21G | 2A21G | 2A21G | 2A21G | 2A21G |
| 06810 | 2A21G | 2A21G | 2A21G | 2A21G | 2A21G | 2A21G | 2A21G | 2A21G | 2A21G | 2A21G | 2A21G | 2A21G | 2A21G | 2A21G | 2A21G | 2A21G |
| 06811 | | | | 1A013B | 1A013B | 1A013B | 1A013B | 1A013B | 1A013B | 1A013B | 1A013B | 1A013B | 1A013B | 1A013B | 1A013B | 1A013B |
| 06811 | 2E07A | 2E07A | 2E07A | 2E07A | 2E09A | 2E09A | 2E09A | 2E09A | 2E09A | 2E09A | 2E09A | 2E09A | 2E09A | 2E09A | 2E09A | 2E09A |
| 06811 | | | | 3A30B | 3A30B | 3A30B | 3A30B | 3A30B | 3A30B | 3A30B | 3A30B | 3A30B | 3A30B | 3A30B | 3A30B | 3A30B |
| 06811 | | | 6A18H | 6A18H | 6A20H | 6A20H | 6A21H | 6A21H | 6A21H | 6A21H | 6A21H | 2A21H | 2A21H | 2A21H | 2A21H | 2A21H |
| 06812 | | | | 1A013C | 1A013C | 1A013C | 1A013C | 1A013C | 1A013C | 1A013C | 1A013C | 1A013C | 1A013C | 1A013C | 1A013C | 1A013C |
| 06812 | 2E07B | 2E07B | 2E07B | 2E07B | 2E09B | 2E09B | 2E09B | 2E09B | 2E09B | 2E09B | 2E09B | 2E09B | 2E09B | 2E09B | 2E09B | 2E09B |
| 06812 | | | | 3A30C | 3A30C | 3A30C | 3A30C | 3A30C | 3A30C | 3A30C | 3A30C | 3A30C | 3A30C | 3A30C | 3A30C | 3A30C |

*=item text changed from previous year



| Item Ref. No. | Page Loc. in this Vol. | ITEM DESCRIPTION (ABBREVIATED) | QUESTIONNAIRE LOCATION BY YEAR | | | | | | | | | | |
|---------------------|---------------------------------|--------------------------------------|--------------------------------------|------|------|------|------|------|------|------|------|------|------|
| | | | (FORM, SECTION, AND QUESTION NUMBER) | | | | | | | | | | |
| | | | 1976 | 1977 | 1978 | 1979 | 1980 | 1981 | 1982 | 1983 | 1984 | 1985 | 1986 |

A03a: DRUGS. Availability (continued)

| | | | | | | | | | | | | | |
|-------|-----|------------------|-------|-------|-------|-------|-------|-------|-------|-------|-------|-------|-------|
| 06812 | | EASY GT COK PWDR | | | | | | | | | | | |
| 06820 | 116 | EASY GT HEROIN | 2A21H | 2A21H | 2A21H | 2A21H | 2A21H | 2A21H | 2A21H | 2A21H | 2A21H | 2A21H | 2A21H |
| 06820 | | EASY GT HEROIN | | | | | | | | | | | |
| 06830 | 116 | EASY GT NARCOTIC | 2A21I | 2A21I | 2A21I | 2A21I | 2A21I | 2A21I | 2A21I | 2A21I | 2A21I | 2A21I | 2A21I |
| 06830 | | EASY GT NARCOTIC | | | | | | | | | | | |
| 22350 | 128 | EASY GT NITRITES | | | | | | | | | | | |
| 23050 | 232 | EASY GT MDMA | | | | | | | | | | | |
| 23060 | 128 | EASY GT STEROIDS | | | | | | | | | | | |
| 23060 | 232 | EASY GT STEROIDS | | | | | | | | | | | |
| 24410 | 128 | EASY GT ICE | | | | | | | | | | | |
| 24410 | 232 | EASY GT ICE | | | | | | | | | | | |
| 25820 | 228 | ILL DRG SOLD@SCH | | | | | | | | | | | |
| 30880 | 185 | DRG SL NBHD/12MO | | | | | | | | | | | |
| 30950 | 232 | EASY GT ALCOHOL | | | | | | | | | | | |

A03b: DRUGS. Purchase

| | | | | | | | | | | | | | |
|-------|-----|------------------|--|--|--|--|--|--|--|--|--|--|--|
| 23610 | | FRQ SELL DRUGS | | | | | | | | | | | |
| 29970 | 233 | CIG HOW BUY-FRND | | | | | | | | | | | |
| 29980 | 233 | CIG HOW BUY-VEND | | | | | | | | | | | |
| 29990 | 233 | CIG HOW BUY-MAIL | | | | | | | | | | | |
| 30000 | 233 | CIG HOW BUY-PKUP | | | | | | | | | | | |
| 30010 | 233 | CIG HOW BUY-CLRK | | | | | | | | | | | |
| 30020 | 234 | CIG WHERE-SUPMKT | | | | | | | | | | | |
| 30030 | 234 | CIG WHERE-SMLGRC | | | | | | | | | | | |
| 30040 | 234 | CIG WHERE-DRGSTR | | | | | | | | | | | |
| 30050 | 234 | CIG WHERE-CNVGAS | | | | | | | | | | | |
| 30070 | 235 | CIG PROOF OF AGE | | | | | | | | | | | |
| 30080 | 235 | CIG SHOW ID/SELL | | | | | | | | | | | |
| 30090 | 235 | CIG STORE BUY<20 | | | | | | | | | | | |
| 31330 | 234 | CIG HOW BUY-OTHR | | | | | | | | | | | |
| 31340 | 234 | CIG WHERE-WEB | | | | | | | | | | | |

A04a: DRUGS. Expected future use among all respondents

| | | | | | | | | | | | | | |
|-------|-----|------------------|-------|-------|-------|-------|-------|-------|-------|-------|-------|-------|-------|
| 01710 | 53 | NO SMK IN 5 YR | 1B006 | 1B006 | 1B006 | 1B006 | 1B006 | 1B006 | 1B006 | 1B006 | 1B006 | 1B006 | 1B006 |
| 01710 | 236 | NO SMK IN 5 YR | | | | | | | | | | | |
| 02030 | 58 | NO ALC IN 5 YR | 1B017 | 1B017 | 1B017 | 1B017 | 1B017 | 1B017 | 1B017 | 1B017 | 1B017 | 1B017 | 1B017 |
| 02390 | 62 | NO MJ/HSH IN 5YR | 1B028 | 1B028 | 1B028 | 1B028 | 1B028 | 1B028 | 1B032 | 1B032 | 1B032 | 1B032 | 1B032 |
| 02690 | 65 | NO LSD IN 5 YRS | 1B037 | 1B037 | 1B037 | 1B037 | 1B037 | 1B037 | 1B041 | 1B041 | 1B041 | 1B041 | 1B041 |
| 03250 | 72 | NO AMPH IN 5YR | 1B052 | 1B052 | 1B052 | 1B052 | 1B052 | 1B052 | 1B059 | 1B059 | 1B059 | 1B059 | 1B059 |
| 03720 | 74 | NO BARB IN 5YR | 1B065 | 1B065 | 1B065 | 1B065 | 1B065 | 1B065 | 1B072 | 1B072 | 1B072 | 1B072 | 1B072 |
| 04180 | 78 | NO TRNQ IN 5YR | 1B075 | 1B075 | 1B075 | 1B075 | 1B075 | 1B075 | 1B082 | 1B082 | 1B082 | 1B082 | 1B082 |
| 04600 | 83 | NO COKE IN 5YR | 1B084 | 1B084 | 1B084 | 1B084 | 1B084 | 1B084 | 1B091 | 1B091 | 1B091 | 1B091 | 1B091 |
| 05010 | | NO HER IN 5 YR | 1B093 | 1B093 | 1B093 | 1B093 | 1B093 | 1B093 | | | | | |
| 05560 | 88 | NO NARC IN 5YR | 1B104 | 1B104 | 1B104 | 1B104 | 1B104 | 1B104 | 1B103 | 1B103 | 1B103 | 1B103 | 1B103 |
| 09010 | 152 | NXT 12MOS USE MJ | | 3D04 | 3D04 | 3D04 | 3D04 | 3D04 | 3D04 | 3D04 | 3D04 | 3D04 | 3D04 |
| 23820 | | CIGS IN NXT 3MOS | | | | | | | | | | | |
| 23830 | | ALCOHOL NXT 3MOS | | | | | | | | | | | |
| 23840 | | MARIJ NEXT 3MOS | | | | | | | | | | | |
| 23850 | | CRACK NEXT 3MOS | | | | | | | | | | | |
| 23860 | | COK PWD NXT 3MOS | | | | | | | | | | | |
| 23870 | | OTH DRG NXT 3MOS | | | | | | | | | | | |
| 23880 | | STERIOD NXT 3MOS | | | | | | | | | | | |
| 24000 | | NXT 12M USE CRCK | | | | | | | | | | | |
| 24190 | | NXT 12M USE PWDR | | | | | | | | | | | |
| 24440 | 246 | FUTR SMOKE CIGS | | | | | | | | | | | |
| 24450 | 246 | FUTR DRINK ALCOL | | | | | | | | | | | |
| 24460 | 247 | FUTR TRY/USE MJ | | | | | | | | | | | |
| 24470 | 247 | FUTR TRY/USE CRK | | | | | | | | | | | |
| 24480 | 247 | FUTR TRY/US COKP | | | | | | | | | | | |
| 24490 | 247 | FUTR TR/U OTH DG | | | | | | | | | | | |
| 30130 | 236 | NEVER CIG ADDICT | | | | | | | | | | | |
| 30140 | 237 | QUIT CIG WN WANT | | | | | | | | | | | |
| 30150 | 237 | SMK -DANGER QUIT | | | | | | | | | | | |
| 30290 | 238 | ANTISMK ADS<LKLY | | | | | | | | | | | |

A04b: DRUGS. Expected future use among nonusers

| | | | | | | | | | | | | | |
|-------|-----|------------------|--|--|--|--|--|--|--|--|--|--|--|
| 30120 | 236 | START SMK THISYR | | | | | | | | | | | |
|-------|-----|------------------|--|--|--|--|--|--|--|--|--|--|--|

A05a: DRUGS. Conditions of use—Alone

| | | | | | | | | | | | | | |
|-------|----|-----------------|--------|--------|--------|--------|--------|--------|--------|--------|--------|--------|--------|
| 01720 | 54 | #X/YR ALC ALONE | 1B008A | 1B008A | 1B008A | 1B008A | 1B008A | 1B008A | 1B008A | 1B008A | 1B008A | 1B008A | 1B008A |
| 02100 | 59 | #X/YR MJ ALONE | 1B020A | 1B020A | 1B020A | 1B020A | 1B020A | 1B020A | 1B020A | 1B020A | 1B020A | 1B020A | 1B020A |
| 02400 | 63 | #X/YR LSD ALONE | 1B030A | 1B030A | 1B030A | 1B030A | 1B030A | 1B030A | 1B034A | 1B034A | 1B034A | 1B034A | 1B034A |
| 02800 | 69 | #X/YR AMPH ALNE | 1B044A | 1B044A | 1B044A | 1B044A | 1B044A | 1B044A | 1B051A | 1B051A | 1B051A | 1B051A | 1B051A |
| 03290 | | #X/YR BRBT ALNE | 1B058A | 1B058A | 1B058A | 1B058A | 1B058A | 1B058A | 1B065A | 1B065A | 1B065A | 1B065A | 1B065A |
| 03740 | 75 | #X/YR TRQL ALNE | 1B068A | 1B068A | 1B068A | 1B068A | 1B068A | 1B068A | 1B075A | 1B075A | 1B075A | 1B075A | 1B075A |

| Item Ref. No. | QUESTIONNAIRE LOCATION BY YEAR (FORM, SECTION, AND QUESTION NUMBER) | | | | | | | | | | | | | | | |
|---------------------|---|------|------|------|------|------|------|------|------|------|------|------|------|------|------|------|
| | 1987 | 1988 | 1989 | 1990 | 1991 | 1992 | 1993 | 1994 | 1995 | 1996 | 1997 | 1998 | 1999 | 2000 | 2001 | 2002 |
| | | | | | | | | | | | | | | | | |

A03a: DRUGS. Availability (continued)

| | | | | | | | | | | | | | | | | |
|-------|-------|-------|-------|-------|-------|-------|-------|-------|-------|-------|-------|-------|-------|-------|-------|--------|
| 06812 | | | 6A18I | 6A18I | 6A20I | 6A20I | 6A20I | 6A21I | 6A21I | 6A21I | | | | | | |
| 06820 | 2A21H | 2A21H | 2A21H | 2A21H | 2A21H | 2A21H | 2A21H | 2A21H | 2A21H | 2A21H | 2A21H | 2A21H | 2A21H | 2A21H | 2A21H | 2A21H |
| 06820 | | | 6A18J | 6A18J | 6A20J | 6A20J | 6A20J | 6A21J | 6A21J | 6A21J | | | | | | |
| 06830 | 2A21I | 2A21I | 2A21I | 2A21I | 2A21I | 2A21I | 2A21I | 2A21I | 2A21I | 2A21I | 2A21I | 2A21I | 2A21I | 2A21I | 2A21I | 2A21I* |
| 06830 | | | 6A18K | 6A18K | 6A20K | 6A20K | 6A20K | 6A21K | 6A21K | 6A21K | | | | | | |
| 22350 | 2E07D | 2E07D | 2E07D | 2E07D | 2E09D | 2E09D | 2E09D | 2E09D | 2E09D | 2E09D | 2E09D | 2E09D | 2E09D | 2E09D | 2E09D | 2E09D |
| 23050 | | | 6A18D | 6A18D | 6A20D | 6A20D | 6A20D | 6A21D | 6A21D | 6A21D | 6A19D | 6A19D | 6A19D | 6A19D | 6A19D | 6A19D |
| 23060 | | | | | 2E09F | 2E09F | 2E09F | 2E09F | 2E09F | 2E09F | 2E09F | 2E09F | 2E09F | 2E09F | 2E09F | 2E09F |
| 23060 | | | | | 6A18M | 6A20M | 6A20M | 6A21M | 6A21M | 6A21M | 6A19F | 6A19F | 6A19F | 6A19F | 6A19F | 6A19F |
| 24410 | | | | | 2E07E | 2E09E | 2E09E | 2E09E | 2E09E | 2E09E | 2E09E | 2E09E | 2E09E | 2E09E | 2E09E | 2E09E |
| 24410 | | | | 6A18L | 6A20L | 6A20L | 6A20L | 6A21L | 6A21L | 6A21L | 6A19E | 6A19E | 6A19E | 6A19E | 6A19E | 6A19E |
| 25820 | | | | | | 6A14 | 6A14 | 6A15 | 6A15 | 6A15 | 6A14 | 6A14 | 6A14 | 6A14 | 6A14 | 6A14 |
| 30880 | | | | | | | | | | | | | 6A14 | 6A14 | 6A14 | 6A14 |
| 30950 | | | | | | | | | | | | | 6A19G | 6A19G | 6A19G | 6A19G |

A03b: DRUGS. Purchase

| | | | | | | | | | | | | | | | | |
|-------|--|--|-------|-------|-------|-------|-------|-------|-------|-------|-------|-------|-------|-------|-------|-------|
| 23610 | | | 6A15P | 6A15P | 6A17P | 6A17P | 6A17P | 6A18P | 6A18P | 6A18P | | | | | | |
| 29970 | | | | | | | | | | | 6B03A | 6B03A | 6B03A | 6B03A | 6B03A | 6B03A |
| 29980 | | | | | | | | | | | 6B03B | 6B03B | 6B03B | 6B03B | 6B03B | 6B03B |
| 29990 | | | | | | | | | | | 6B03C | 6B03C | 6B03C | 6B03C | 6B03C | 6B03C |
| 30000 | | | | | | | | | | | 6B03D | 6B03D | 6B03D | 6B03D | 6B03D | 6B03D |
| 30010 | | | | | | | | | | | 6B03E | 6B03E | 6B03E | 6B03E | 6B03E | 6B03E |
| 30020 | | | | | | | | | | | 6B04A | 6B04A | 6B04A | 6B04A | 6B04A | 6B04A |
| 30030 | | | | | | | | | | | 6B04B | 6B04B | 6B04B | 6B04B | 6B04B | 6B04B |
| 30040 | | | | | | | | | | | 6B04C | 6B04C | 6B04C | 6B04C | 6B04C | 6B04C |
| 30050 | | | | | | | | | | | 6B04D | 6B04D | 6B04D | 6B04D | 6B04D | 6B04D |
| 30070 | | | | | | | | | | | 6B06 | 6B06 | 6B06 | 6B06 | 6B06 | 6B06 |
| 30080 | | | | | | | | | | | 6B06A | 6B06A | 6B06A | 6B06A | 6B06A | 6B06A |
| 30090 | | | | | | | | | | | 6B07 | 6B07 | 6B07 | 6B07 | 6B07 | 6B07 |
| 31330 | | | | | | | | | | | | | | | | |
| 31340 | | | | | | | | | | | | | | | | |

A04a: DRUGS. Expected future use among all respondents

| | | | | | | | | | | | | | | | | |
|-------|-------|-------|-------|-------|-------|-------|-------|-------|-------|-------|-------|-------|-------|-------|-------|-------|
| 01710 | 1B006 | 1B006 | 1B006 | 1B006 | 1B006 | 1B006 | 1B006 | 1B006 | 1B006 | 1B006 | 1B006 | 1B006 | 1B006 | 1B006 | 1B006 | 1B006 |
| 01710 | | | | | | | | | | | 6B14 | 6B14 | 6B14 | 6B14 | 6B14 | 6B14 |
| 02030 | 1B017 | 1B017 | 1B017 | 1B017 | 1B017 | 1B017 | 1B017 | 1B017 | 1B017 | 1B017 | 1B017 | 1B017 | 1B017 | 1B017 | 1B017 | 1B017 |
| 02390 | 1B032 | 1B032 | 1B032 | 1B032 | 1B032 | 1B032 | 1B032 | 1B032 | 1B032 | 1B032 | 1B032 | 1B032 | 1B032 | 1B032 | 1B032 | 1B032 |
| 02690 | 1B041 | 1B041 | 1B041 | 1B041 | 1B041 | 1B041 | 1B041 | 1B041 | 1B041 | 1B041 | 1B041 | 1B041 | 1B041 | 1B041 | 1B041 | 1B041 |
| 03250 | 1B059 | 1B059 | 1B059 | 1B059 | 1B059 | 1B059 | 1B059 | 1B059 | 1B059 | 1B059 | 1B059 | 1B059 | 1B059 | 1B059 | 1B059 | 1B059 |
| 03720 | 1B072 | 1B072 | 1B072 | 1B063 | 1B063 | 1B063 | 1B063 | 1B063 | 1B063 | 1B063 | 1B063 | 1B063 | 1B063 | 1B063 | 1B063 | 1B063 |
| 04180 | 1B082 | 1B082 | 1B082 | 1B073 | 1B073 | 1B073 | 1B073 | 1B073 | 1B073 | 1B073 | 1B073 | 1B073 | 1B073 | 1B073 | 1B073 | 1B073 |
| 04600 | 1B091 | 1B091 | 1B091 | 1B085 | 1B085 | 1B085 | 1B085 | 1B085 | 1B085 | 1B085 | 1B085 | 1B085 | 1B085 | 1B085 | 1B085 | 1B085 |
| 05010 | | | | | | | | | | | | | | | | |
| 05560 | 1B103 | 1B103 | 1B103 | 1B097 | 1B097 | 1B097 | 1B097 | 1B097 | 1B097 | 1B097 | 1B097 | 1B097 | 1B097 | 1B097 | 1B097 | 1B097 |
| 09010 | 3D04 | 3D04 | 3D04 | 3D04 | 3D04 | 3D07 | 3D07 | 3D07 | 3D07 | 3D07 | 3D07 | 3D07 | 3D07 | 3D07 | 3D07 | 3D07 |
| 23820 | | | 6D06A | | | | | | | | | | | | | |
| 23830 | | | 6D06B | | | | | | | | | | | | | |
| 23840 | | | 6D06C | | | | | | | | | | | | | |
| 23850 | | | 6D06D | | | | | | | | | | | | | |
| 23860 | | | 6D06E | | | | | | | | | | | | | |
| 23870 | | | 6D06F | | | | | | | | | | | | | |
| 23880 | | | 6D06G | | | | | | | | | | | | | |
| 24000 | | | 6D14 | 6D14 | 6D12 | 6D12 | 6D12 | 6D12 | 6D12 | 6D12 | | | | | | |
| 24190 | | | 6D16 | 6D16 | 6D14 | 6D14 | 6D14 | 6D14 | 6D14 | 6D14 | 6D19 | 6D19 | 6D20 | 6D20 | 6D17A | 6D17A |
| 24440 | | | 6D06A | 6D08A | 6D08A | 6D08A | 6D08A | 6D08A | 6D08A | 6D08A | 6D16A | 6D16A | 6D17A | 6D17A | 6D17A | 6D17A |
| 24450 | | | 6D06B | 6D08B | 6D08B | 6D08B | 6D08B | 6D08B | 6D08B | 6D08B | 6D16B | 6D16B | 6D17B | 6D17B | 6D17B | 6D17B |
| 24460 | | | 6D06C | 6D08C | 6D08C | 6D08C | 6D08C | 6D08C | 6D08C | 6D08C | 6D16C | 6D16C | 6D17C | 6D17C | 6D17C | 6D17C |
| 24470 | | | 6D06D | 6D08D | 6D08D | 6D08D | 6D08D | 6D08D | 6D08D | 6D08D | 6D16D | 6D16D | 6D17D | 6D17D | 6D17D | 6D17D |
| 24480 | | | 6D06E | 6D08E | 6D08E | 6D08E | 6D08E | 6D08E | 6D08E | 6D08E | 6D16E | 6D16E | 6D17E | 6D17E | 6D17E | 6D17E |
| 24490 | | | 6D06F | 6D08F | 6D08F | 6D08F | 6D08F | 6D08F | 6D08F | 6D08F | 6D16F | 6D16F | 6D17F | 6D17F | 6D17F | 6D17F |
| 30130 | | | | | | | | | | | 6B15A | 6B15A | 6B15A | 6B15A | 6B15A | 6B15A |
| 30140 | | | | | | | | | | | 6B15B | 6B15B | 6B15B | 6B15B | 6B15B | 6B15B |
| 30150 | | | | | | | | | | | 6B15C | 6B15C | 6B15C | 6B15C | 6B15C | 6B15C |
| 30290 | | | | | | | | | | | 6D03B | 6D03B | 6D03B | 6D03B | 6D03B | 6D03B |

A04b: DRUGS. Expected future use among nonusers

| | | | | | | | | | | | | | | | | |
|-------|--|--|--|--|--|--|--|--|--|--|------|------|------|------|------|------|
| 30120 | | | | | | | | | | | 6B13 | 6B13 | 6B13 | 6B13 | 6B13 | 6B13 |
|-------|--|--|--|--|--|--|--|--|--|--|------|------|------|------|------|------|

A05a: DRUGS. Conditions of use—Alone

| | | | | | | | | | | | | | | | | |
|-------|--------|--------|--------|--------|--------|--------|--------|--------|--------|--------|--------|--------|--------|--------|--------|--------|
| 01720 | 1B008A | 1B008A | 1B008A | 1B008A | 1B008A | 1B008A | 1B008A | 1B008A | 1B008A | 1B008A | 1B008A | 1B008A | 1B008A | 1B008A | 1B008A | 1B008A |
| 02100 | 1B020A | 1B020A | 1B020A | 1B020A | 1B020A | 1B020A | 1B020A | 1B020A | 1B020A | 1B020A | 1B020A | 1B020A | 1B020A | 1B020A | 1B020A | 1B020A |
| 02400 | 1B034A | 1B034A | 1B034A | 1B034A | 1B034A | 1B034A | 1B034A | 1B034A | 1B034A | 1B034A | 1B034A | 1B034A | 1B034A | 1B034A | 1B034A | 1B034A |
| 02800 | 1B051A | 1B051A | 1B051A | 1B051A | 1B051A | 1B051A | 1B051A | 1B051A | 1B051A | 1B051A | 1B051A | 1B051A | 1B051A | 1B051A | 1B051A | 1B051A |
| 03290 | 1B065A | 1B065A | 1B065A | | | | | | | | | | | | | |
| 03740 | 1B075A | 1B075A | 1B075A | 1B066A | 1B066A | 1B066A | 1B066A | 1B066A | 1B066A | 1B066A | 1B066A | 1B066A | 1B066A | 1B066A | 1B066A | 1B066A |

*=item text changed from previous year

A05a: DRUGS. Conditions of use—Alone (continued)

A05b: DRUGS. Conditions of use—With others

A05c: DRUGS. Settings of use (at school, at home, etc.)

[illegible]



| Item Ref. No. | Page Loc. in this Vol. | ITEM DESCRIPTION (ABBREVIATED) | QUESTIONNAIRE LOCATION BY YEAR (FORM, SECTION, AND QUESTION NUMBER) | | | | | | | | | | |
|---------------------|---------------------------------|--------------------------------------|---|------|------|------|------|------|------|------|------|------|------|
| | | | 1976 | 1977 | 1978 | 1979 | 1980 | 1981 | 1982 | 1983 | 1984 | 1985 | 1986 |
| | | | | | | | | | | | | | |

A05c: DRUGS. Settings of use (at school, at home, etc.) (continued)


| | | | | | | | | | | | | | |
|-------|-----|------------------|--------|--------|--------|--------|--------|--------|--------|--------|--------|--------|--------|
| 05100 | 85 | #X/YR NARC@SCHL | 1B096H | 1B096H | 1B096H | 1B096H | 1B096H | 1B096H | 1B095H | 1B095H | 1B095H | 1B095H | 1B095H |
| 05120 | 86 | #X/YR NARC @CAR | 1B096I | 1B096I | 1B096I | 1B096I | 1B096I | 1B096I | 1B095I | 1B095I | 1B095I | 1B095I | 1B095I |
| 21940 | 217 | PARTY-YOU HI ALC | | | | | | | | | 5E08D | 5E08D | 5E08D |
| 21990 | 218 | PARTY-YOU HI MJ | | | | | | | | | 5E08I | 5E08I | 5E08I |
| 22030 | 219 | PARTY-YOU HI OTD | | | | | | | | | 5E08M | 5E08M | 5E08M |
| 22060 | 219 | PRF PTY-U HI ALC | | | | | | | | | 5E09B | 5E09B | 5E09B |
| 22080 | 219 | PRF PTY-U USE MJ | | | | | | | | | 5E09D | 5E09D | 5E09D |
| 22100 | 220 | PR PTY-U USE OTD | | | | | | | | | 5E09F | 5E09F | 5E09F |
| 25690 | 116 | 4WKS ALC@SCHOOL | | | | | | | | | | | |
| 25700 | 117 | 4WKS MJ/OTD@SCHL | | | | | | | | | | | |
| 25710 | 117 | 4WKS TOBACCO@SCH | | | | | | | | | | | |
| 30910 | 55 | #X/YR ALC@PARK/B | | | | | | | | | | | |
| 30920 | 55 | #X/YR ALC@BAR/RT | | | | | | | | | | | |
| 30930 | 60 | #X/YR MJ@PARK/BH | | | | | | | | | | | |

A05d: DRUGS. Mode of drug administration

| | | | | | | | | | | | | | |
|-------|-----|------------------|--------|--------|--------|--------|--------|--------|--------|--------|--------|--------|--------|
| 03210 | 72 | MTHD AMPH-MOUTH | 1B050A | 1B050A | 1B050A | 1B050A | 1B050A | 1B050A | 1B057A | 1B057A | 1B057A | 1B057A | 1B057A |
| 03215 | 72 | MTHD AMPH-SMOKG | | | | | | | | | | | |
| 03220 | 72 | MTHD AMPH-INJCT | 1B050B | 1B050B | 1B050B | 1B050B | 1B050B | 1B050B | 1B057B | 1B057B | 1B057B | 1B057B | 1B057B |
| 03230 | 72 | MTHD AMPH-OTHER | 1B050C | 1B050C | 1B050C | 1B050C | 1B050C | 1B050C | 1B057C | 1B057C | 1B057C | 1B057C | 1B057C |
| 04550 | 83 | MTHD COKE SNORT | 1B083A | 1B083A | 1B083A | 1B083A | 1B083A | 1B083A | 1B090A | 1B090A | 1B090A | 1B090A | 1B090A |
| 04560 | 83 | MTHD COKE-SMOKE | 1B083B | 1B083B | 1B083B | 1B083B | 1B083B | 1B083B | 1B090B | 1B090B | 1B090B | 1B090B | 1B090B |
| 04570 | 83 | MTHD COKE-INJCT | 1B083C | 1B083C | 1B083C | 1B083C | 1B083C | 1B083C | 1B090C | 1B090C | 1B090C | 1B090C | 1B090C |
| 04575 | 83 | MTHD COKE-INHAL | | | | | | | | | | | |
| 04580 | 83 | MTHD COKE-MOUTH | 1B083D | 1B083D | 1B083D | 1B083D | 1B083D | 1B083D | 1B090D | 1B090D | 1B090D | 1B090D | 1B090D |
| 04590 | 83 | MTHD COKE-OTHER | 1B083E | 1B083E | 1B083E | 1B083E | 1B083E | 1B083E | 1B090E | 1B090E | 1B090E | 1B090E | 1B090E |
| 04960 | | METHD HRN SNORT | 1B092A | 1B092A | 1B092A | 1B092A | 1B092A | 1B092A | | | | | |
| 04970 | | METHD HRN-SMOKE | 1B092B | 1B092B | 1B092B | 1B092B | 1B092B | 1B092B | | | | | |
| 04980 | | METHD HRN-INJCT | 1B092C | 1B092C | 1B092C | 1B092C | 1B092C | 1B092C | | | | | |
| 04990 | | METHD HRN-MOUTH | 1B092D | 1B092D | 1B092D | 1B092D | 1B092D | 1B092D | | | | | |
| 05000 | | METHD HRN-OTHER | 1B092E | 1B092E | 1B092E | 1B092E | 1B092E | 1B092E | | | | | |
| 05510 | 88 | METH NARC SNORT | 1B103A | 1B103A | 1B103A | 1B103A | 1B103A | 1B103A | 1B102A | 1B102A | 1B102A | 1B102A | 1B102A |
| 05520 | 88 | METH NARC SMOKE | 1B103B | 1B103B | 1B103B | 1B103B | 1B103B | 1B103B | 1B102B | 1B102B | 1B102B | 1B102B | 1B102B |
| 05530 | 88 | METH NARC INJCT | 1B103C | 1B103C | 1B103C | 1B103C | 1B103C | 1B103C | 1B102C | 1B102C | 1B102C | 1B102C | 1B102C |
| 05540 | 88 | METH NARC MOUTH | 1B103D | 1B103D | 1B103D | 1B103D | 1B103D | 1B103D | 1B102D | 1B102D | 1B102D | 1B102D | 1B102D |
| 05550 | 88 | METH NARC OTHER | 1B103E | 1B103E | 1B103E | 1B103E | 1B103E | 1B103E | 1B102E | 1B102E | 1B102E | 1B102E | 1B102E |
| 23790 | 126 | MTHD STRD-INJECT | | | | | | | | | | | |
| 23790 | 245 | MTHD STRD-INJECT | | | | | | | | | | | |
| 23800 | 126 | MTHD STRD-MOUTH | | | | | | | | | | | |
| 23800 | 245 | MTHD STRD-MOUTH | | | | | | | | | | | |
| 30940 | 126 | HVNT USED STRDS | | | | | | | | | | | |
| 30940 | 245 | HVNT USED STRDS | | | | | | | | | | | |

A06a: DRUGS. Reasons for use

| | | | | | | | | | | | | | |
|-------|----|------------------|--------|--------|--------|--------|--------|--------|--------|--------|--------|--------|--------|
| 01820 | 56 | ALC EXPERIMENT | 1B009A | 1B009A | 1B009A | 1B009A | 1B009A | 1B009A | 1B009A | 1B009A | 1B009A | 1B009A | 1B009A |
| 01830 | 56 | ALC RELAX | 1B009B | 1B009B | 1B009B | 1B009B | 1B009B | 1B009B | 1B009B | 1B009B | 1B009B | 1B009B | 1B009B |
| 01840 | 56 | ALC GET HIGH | 1B009C | 1B009C | 1B009C | 1B009C | 1B009C | 1B009C | 1B009C | 1B009C | 1B009C | 1B009C | 1B009C |
| 01850 | 56 | ALC SEEK INSGHT | 1B009D | 1B009D | 1B009D | 1B009D | 1B009D | 1B009D | 1B009D | 1B009D | 1B009D | 1B009D | 1B009D |
| 01860 | 56 | ALC GD TM FRNDS | 1B009E | 1B009E | 1B009E | 1B009E | 1B009E | 1B009E | 1B009E | 1B009E | 1B009E | 1B009E | 1B009E |
| 01870 | 56 | ALC FIT IN GRP | 1B009F | 1B009F | 1B009F | 1B009F | 1B009F | 1B009F | 1B009F | 1B009F | 1B009F | 1B009F | 1B009F |
| 01880 | 56 | ALC GET AWY PRB | 1B009G | 1B009G | 1B009G | 1B009G | 1B009G | 1B009G | 1B009G | 1B009G | 1B009G | 1B009G | 1B009G |
| 01890 | 56 | ALC BOREDOM | 1B009H | 1B009H | 1B009H | 1B009H | 1B009H | 1B009H | 1B009H | 1B009H | 1B009H | 1B009H | 1B009H |
| 01900 | 56 | ALC ANGR&FRSTRN | 1B009I | 1B009I | 1B009I | 1B009I | 1B009I | 1B009I | 1B009I | 1B009I | 1B009I | 1B009I | 1B009I |
| 01910 | 56 | ALC GET THRU DAY | 1B009J | 1B009J | 1B009J | 1B009J | 1B009J | 1B009J | 1B009J | 1B009J | 1B009J | 1B009J | 1B009J |
| 01920 | 56 | ALC INCRS EF DR | 1B009K | 1B009K | 1B009K | 1B009K | 1B009K | 1B009K | 1B009K | 1B009K | 1B009K | 1B009K | 1B009K |
| 01930 | 56 | ALC DECRS EF DR | 1B009L | 1B009L | 1B009L | 1B009L | 1B009L | 1B009L | 1B009L | 1B009L | 1B009L | 1B009L | 1B009L |
| 01940 | 56 | ALC GET SLEEP | 1B009M | 1B009M | 1B009M | 1B009M | 1B009M | 1B009M | 1B009M | 1B009M | 1B009M | 1B009M | 1B009M |
| 01950 | 56 | ALC TASTES GOOD | 1B009N | 1B009N | 1B009N | 1B009N | 1B009N | 1B009N | 1B009N | 1B009N | 1B009N | 1B009N | 1B009N |
| 01960 | 56 | ALC I AM HOOKED | 1B009O | 1B009O | 1B009O | 1B009O | 1B009O | 1B009O | 1B009O | 1B009O | 1B009O | 1B009O | 1B009O |
| 02210 | 61 | MJ EXPERIMENT | 1B022A | 1B022A | 1B022A | 1B022A | 1B022A | 1B022A | 1B022A | 1B022A | 1B022A | 1B022A | 1B022A |
| 02220 | 61 | MJ RELAX | 1B022B | 1B022B | 1B022B | 1B022B | 1B022B | 1B022B | 1B022B | 1B022B | 1B022B | 1B022B | 1B022B |
| 02230 | 61 | MJ GET HIGH | 1B022C | 1B022C | 1B022C | 1B022C | 1B022C | 1B022C | 1B022C | 1B022C | 1B022C | 1B022C | 1B022C |
| 02240 | 61 | MJ SEEK INSIGHT | 1B022D | 1B022D | 1B022D | 1B022D | 1B022D | 1B022D | 1B022D | 1B022D | 1B022D | 1B022D | 1B022D |
| 02250 | 61 | MJ GD TM FRNDS | 1B022E | 1B022E | 1B022E | 1B022E | 1B022E | 1B022E | 1B022E | 1B022E | 1B022E | 1B022E | 1B022E |
| 02260 | 61 | MJ FIT IN GRP | 1B022F | 1B022F | 1B022F | 1B022F | 1B022F | 1B022F | 1B022F | 1B022F | 1B022F | 1B022F | 1B022F |
| 02270 | 61 | MJ GET AWY PRB | 1B022G | 1B022G | 1B022G | 1B022G | 1B022G | 1B022G | 1B022G | 1B022G | 1B022G | 1B022G | 1B022G |
| 02280 | 61 | MJ BOREDOM | 1B022H | 1B022H | 1B022H | 1B022H | 1B022H | 1B022H | 1B022H | 1B022H | 1B022H | 1B022H | 1B022H |
| 02290 | 61 | MJ ANGR&FRSTRN | 1B022I | 1B022I | 1B022I | 1B022I | 1B022I | 1B022I | 1B022I | 1B022I | 1B022I | 1B022I | 1B022I |
| 02300 | 61 | MJ GET THRU DAY | 1B022J | 1B022J | 1B022J | 1B022J | 1B022J | 1B022J | 1B022J | 1B022J | 1B022J | 1B022J | 1B022J |
| 02310 | 61 | MJ INCRS EF DRG | 1B022K | 1B022K | 1B022K | 1B022K | 1B022K | 1B022K | 1B022K | 1B022K | 1B022K | 1B022K | 1B022K |
| 02320 | 61 | MJ DECRS EF DRG | 1B022L | 1B022L | 1B022L | 1B022L | 1B022L | 1B022L | 1B022L | 1B022L | 1B022L | 1B022L | 1B022L |
| 02330 | 61 | MJ I AM HOOKED | 1B022M | 1B022M | 1B022M | 1B022M | 1B022M | 1B022M | 1B022M | 1B022M | 1B022M | 1B022M | 1B022M |
| 02520 | 65 | LSD EXPERIMENT | 1B032A | 1B032A | 1B032A | 1B032A | 1B032A | 1B032A | 1B036A | 1B036A | 1B036A | 1B036A | 1B036A |
| 02530 | 65 | LSD RELAX | 1B032B | 1B032B | 1B032B | 1B032B | 1B032B | 1B032B | 1B036B | 1B036B | 1B036B | 1B036B | 1B036B |
| 02540 | 65 | LSD GET HIGH | 1B032C | 1B032C | 1B032C | 1B032C | 1B032C | 1B032C | 1B036C | 1B036C | 1B036C | 1B036C | 1B036C |
| 02550 | 65 | LSD SEEK INSGHT | 1B032D | 1B032D | 1B032D | 1B032D | 1B032D | 1B032D | 1B036D | 1B036D | 1B036D | 1B036D | 1B036D |
| 02560 | 65 | LSD GD TM FRNDS | 1B032E | 1B032E | 1B032E | 1B032E | 1B032E | 1B032E | 1B036E | 1B036E | 1B036E | 1B036E | 1B036E |



| Item Ref. No. | Page Loc. in this Vol. | ITEM DESCRIPTION (ABBREVIATED) | QUESTIONNAIRE LOCATION BY YEAR | | | | | | | | | | |
|---------------------|---------------------------------|--------------------------------------|--------------------------------------|------|------|------|------|------|------|------|------|------|------|
| | | | (FORM, SECTION, AND QUESTION NUMBER) | | | | | | | | | | |
| | | | 1976 | 1977 | 1978 | 1979 | 1980 | 1981 | 1982 | 1983 | 1984 | 1985 | 1986 |

A06a: DRUGS. Reasons for use (continued)

| | | | | | | | | | | | | | |
|-------|-----|------------------|--------|--------|--------|--------|--------|--------|--------|--------|--------|--------|--------|
| 04890 | | HERIN GT THR DA | 1B088J | 1B088J | 1B088J | 1B088J | 1B088J | 1B088J | 1B088J | | | | |
| 04900 | | HERIN INC EF DG | 1B088K | 1B088K | 1B088K | 1B088K | 1B088K | 1B088K | 1B088K | | | | |
| 04910 | | HERIN DEC EF DG | 1B088L | 1B088L | 1B088L | 1B088L | 1B088L | 1B088L | 1B088L | | | | |
| 04920 | | HERIN I AM HOOK | 1B088M | 1B088M | 1B088M | 1B088M | 1B088M | 1B088M | 1B088M | | | | |
| 05230 | 87 | NARC EXPERIMENT | 1B098A | 1B098A | 1B098A | 1B098A | 1B098A | 1B098A | 1B097A | 1B097A | 1B097A | 1B097A | 1B097A |
| 05240 | 87 | NARC RELAX | 1B098B | 1B098B | 1B098B | 1B098B | 1B098B | 1B098B | 1B097B | 1B097B | 1B097B | 1B097B | 1B097B |
| 05250 | 87 | NARC GET HIGH | 1B098C | 1B098C | 1B098C | 1B098C | 1B098C | 1B098C | 1B097C | 1B097C | 1B097C | 1B097C | 1B097C |
| 05260 | 87 | NARC SK INSIGTS | 1B098D | 1B098D | 1B098D | 1B098D | 1B098D | 1B098D | 1B097D | 1B097D | 1B097D | 1B097D | 1B097D |
| 05270 | 87 | NARC GD TM FRND | 1B098E | 1B098E | 1B098E | 1B098E | 1B098E | 1B098E | 1B097E | 1B097E | 1B097E | 1B097E | 1B097E |
| 05280 | 87 | NARC FIT IN GRP | 1B098F | 1B098F | 1B098F | 1B098F | 1B098F | 1B098F | 1B097F | 1B097F | 1B097F | 1B097F | 1B097F |
| 05290 | 87 | NARC GT AWY PBM | 1B098G | 1B098G | 1B098G | 1B098G | 1B098G | 1B098G | 1B097G | 1B097G | 1B097G | 1B097G | 1B097G |
| 05300 | 87 | NARC BOREDOM | 1B098H | 1B098H | 1B098H | 1B098H | 1B098H | 1B098H | 1B097H | 1B097H | 1B097H | 1B097H | 1B097H |
| 05310 | 87 | NARC ANGR&FRSTN | 1B098I | 1B098I | 1B098I | 1B098I | 1B098I | 1B098I | 1B097I | 1B097I | 1B097I | 1B097I | 1B097I |
| 05320 | 87 | NARC GT THRU DA | 1B098J | 1B098J | 1B098J | 1B098J | 1B098J | 1B098J | 1B097J | 1B097J | 1B097J | 1B097J | 1B097J |
| 05330 | 87 | NARC INC EF DG | 1B098K | 1B098K | 1B098K | 1B098K | 1B098K | 1B098K | 1B097K | 1B097K | 1B097K | 1B097K | 1B097K |
| 05340 | 87 | NARC DEC EF DG | 1B098L | 1B098L | 1B098L | 1B098L | 1B098L | 1B098L | 1B097L | 1B097L | 1B097L | 1B097L | 1B097L |
| 05350 | 87 | NARC GET SLEEP | 1B098M | 1B098M | 1B098M | 1B098M | 1B098M | 1B098M | 1B097M | 1B097M | 1B097M | 1B097M | 1B097M |
| 05360 | 87 | NARC SBST HERIN | 1B098N | 1B098N | 1B098N | 1B098N | 1B098N | 1B098N | 1B097N | 1B097N | 1B097N | 1B097N | 1B097N |
| 05363 | 87 | NARC RLV PHYS P | 1B098O | 1B098O | 1B098O | 1B098O | 1B098O | 1B098O | 1B097O | 1B097O | 1B097O | 1B097O | 1B097O |
| 05366 | 87 | NARC RLV COUGHN | 1B098P | 1B098P | 1B098P | 1B098P | 1B098P | 1B098P | 1B097P | 1B097P | 1B097P | 1B097P | 1B097P |
| 05370 | 87 | NARC I AM HOOKD | 1B098Q | 1B098Q | 1B098Q | 1B098Q | 1B098Q | 1B098Q | 1B097Q | 1B097Q | 1B097Q | 1B097Q | 1B097Q |
| 23740 | | STRDS-RECOVR INJ | | | | | | | | | | | |
| 23750 | | STRDS-PREVT INJ | | | | | | | | | | | |
| 23760 | | STRDS-IMP PERFRM | | | | | | | | | | | |
| 23770 | | STRDS-IMP APPEAR | | | | | | | | | | | |
| 23780 | | STRDS-OTHER RSNS | | | | | | | | | | | |
| 30110 | 236 | START SMK LOSEWT | | | | | | | | | | | |

A06b: DRUGS. Reasons for abstinence from, or stopping drug use

| | | | | | | | | | | | | | |
|-------|-----|-------------------|-------|--------|-------|-------|-------|-------|-------|-------|-------|-------|-------|
| 09020 | 153 | CNCRN PSYCH DAMG | 3D04A | 3D04A* | 3D04A | 3D04A | 3D04A | 3D04A | 3D04A | 3D04A | 3D04A | 3D04A | 3D04A |
| 09030 | 153 | CNCRN PHYSCL DMG | 3D04B | 3D04B* | 3D04B | 3D04B | 3D04B | 3D04B | 3D04B | 3D04B | 3D04B | 3D04B | 3D04B |
| 09040 | 153 | CNCRN GT ARRESTD | 3D04C | 3D04C* | 3D04C | 3D04C | 3D04C | 3D04C | 3D04C | 3D04C | 3D04C | 3D04C | 3D04C |
| 09050 | 153 | CNCRN BECOM ADCT | 3D04D | 3D04D* | 3D04D | 3D04D | 3D04D | 3D04D | 3D04D | 3D04D | 3D04D | 3D04D | 3D04D |
| 09060 | 153 | AGST MY BELIEFS | 3D04E | 3D04E* | 3D04E | 3D04E | 3D04E | 3D04E | 3D04E | 3D04E | 3D04E | 3D04E | 3D04E |
| 09070 | 153 | CNCRN LEGY&AMBTN | 3D04F | 3D04F* | 3D04F | 3D04F | 3D04F | 3D04F | 3D04F | 3D04F | 3D04F | 3D04F | 3D04F |
| 09080 | 153 | CNCRN LOSS CNTRL | 3D04G | 3D04G* | 3D04G | 3D04G | 3D04G | 3D04G | 3D04G | 3D04G | 3D04G | 3D04G | 3D04G |
| 09090 | 153 | MJ ->STRNGR DRGS | 3D04H | 3D04H* | 3D04H | 3D04H | 3D04H | 3D04H | 3D04H | 3D04H | 3D04H | 3D04H | 3D04H |
| 09100 | 153 | MJ NOT ENJOYABLE | 3D04I | 3D04I* | 3D04I | 3D04I | 3D04I | 3D04I | 3D04I | 3D04I | 3D04I | 3D04I | 3D04I |
| 09110 | 153 | PRNTS DISAPPROVE | 3D04J | 3D04J* | 3D04J | 3D04J | 3D04J | 3D04J | 3D04J | 3D04J | 3D04J | 3D04J | 3D04J |
| 09120 | 153 | HS/WF DISAPPROVE | 3D04K | 3D04K* | 3D04K | 3D04K | 3D04K | 3D04K | 3D04K | 3D04K | 3D04K | 3D04K | 3D04K |
| 09130 | 153 | DONT LIKE USERS | 3D04L | 3D04L* | 3D04L | 3D04L | 3D04L | 3D04L | 3D04L | 3D04L | 3D04L | 3D04L | 3D04L |
| 09140 | 153 | FRNDS DNT USE IT | 3D04M | 3D04M* | 3D04M | 3D04M | 3D04M | 3D04M | 3D04M | 3D04M | 3D04M | 3D04M | 3D04M |
| 09150 | 153 | PSSBLY BAD TRIP | 3D04N | 3D04N* | 3D04N | 3D04N | 3D04N | 3D04N | 3D04N | 3D04N | 3D04N | 3D04N | 3D04N |
| 09160 | 153 | TOO EXPENSIVE | 3D04O | 3D04O* | 3D04O | 3D04O | 3D04O | 3D04O | 3D04O | 3D04O | 3D04O | 3D04O | 3D04O |
| 09170 | 153 | NOT AVAILABLE | | 3D04P | 3D04P | 3D04P | 3D04P | 3D04P | 3D04P | 3D04P | 3D04P | 3D04P | 3D04P |
| 09180 | 153 | NOT WNT GET HIGH | | 3D04Q | 3D04Q | 3D04Q | 3D04Q | 3D04Q | 3D04Q | 3D04Q | 3D04Q | 3D04Q | 3D04Q |
| 24010 | | CRK CRN PSYC DMG | | | | | | | | | | | |
| 24020 | | CRK CRN PHYS DMG | | | | | | | | | | | |
| 24030 | | CRK CRN GT ARSTD | | | | | | | | | | | |
| 24040 | | CRK CRN ADDICTN | | | | | | | | | | | |
| 24050 | | CRK AGST BELIEFS | | | | | | | | | | | |
| 24060 | | CRK CRN LEGY&AMB | | | | | | | | | | | |
| 24070 | | CRK CRN LSS CNL | | | | | | | | | | | |
| 24080 | | CRK ->STRNGR DRGS | | | | | | | | | | | |
| 24090 | | CRK NT ENJOYABLE | | | | | | | | | | | |
| 24100 | | CRK PRNTS DISAPR | | | | | | | | | | | |
| 24110 | | CRK HS/WF DISAPR | | | | | | | | | | | |
| 24120 | | CRK DISLIKE USRS | | | | | | | | | | | |
| 24130 | | CRK FRNDS DT USE | | | | | | | | | | | |
| 24140 | | CRK TOO EXPENSIV | | | | | | | | | | | |
| 24150 | | CRK NOT AVAILBLE | | | | | | | | | | | |
| 24160 | | CRK NT WNT GT HI | | | | | | | | | | | |
| 24170 | | CRK DEALRS DNGRS | | | | | | | | | | | |
| 24180 | | CRK SUPRT CRMNLS | | | | | | | | | | | |
| 24200 | | PWD CRN PSYC DMG | | | | | | | | | | | |
| 24210 | | PWD CRN PHYS DMG | | | | | | | | | | | |
| 24220 | | PWD CRN GT ARSTD | | | | | | | | | | | |
| 24230 | | PWD CRN ADDICTN | | | | | | | | | | | |
| 24240 | | PWD AGST BELIEFS | | | | | | | | | | | |
| 24250 | | PWD CRN LEGY&AMB | | | | | | | | | | | |
| 24260 | | PWD CRN LSS CNL | | | | | | | | | | | |
| 24270 | | PWD ->STRNGR DRGS | | | | | | | | | | | |
| 24280 | | PWD NT ENJOYABLE | | | | | | | | | | | |
| 24290 | | PWD PRNTS DISAPR | | | | | | | | | | | |
| 24300 | | PWD HS/WF DISAPR | | | | | | | | | | | |
| 24310 | | PWD DISLIKE USRS | | | | | | | | | | | |
| 24320 | | PWD FRNDS DT USE | | | | | | | | | | | |
| 24330 | | PWD TOO EXPENSIV | | | | | | | | | | | |

*item text changed from previous year

[illegible]

[illegible]

| Item Ref. No. | QUESTIONNAIRE LOCATION BY YEAR (FORM, SECTION, AND QUESTION NUMBER) | | | | | | | | | | | | | | | |
|---------------------|---|------|------|------|------|------|------|------|------|------|------|------|------|------|------|------|
| | 1987 | 1988 | 1989 | 1990 | 1991 | 1992 | 1993 | 1994 | 1995 | 1996 | 1997 | 1998 | 1999 | 2000 | 2001 | 2002 |
| | | | | | | | | | | | | | | | | |

A07b: DRUGS. Other problems (continued)

| | | | | | | | | | | | | | | | | |
|-------|-------|-------|-------|-------|-------|-------|-------|-------|-------|-------|--------|--------|--------|--------|--------|--------|
| 09400 | 3D05M | 3D05M | 3D05M | 3D05M | 3D05M | 3D09M | 3D09M | 3D09M | 3D09M | 3D09M | 3D09ME | 3D09ME | 3D09ME | 3D09ME | 3D09ME | 3D09ME |
| 09410 | 3D05M | 3D05M | 3D05M | 3D05M | 3D05M | 3D09M | 3D09M | 3D09M | 3D09M | 3D09M | 3D09MF | 3D09MF | 3D09MF | 3D09MF | 3D09MF | 3D09MF |
| 09420 | 3D05M | 3D05M | 3D05M | 3D05M | 3D05M | 3D09M | 3D09M | 3D09M | 3D09M | 3D09M | 3D09MG | 3D09MG | 3D09MG | 3D09MG | 3D09MG | 3D09MG |
| 09430 | 3D05M | 3D05M | 3D05M | 3D05M | 3D05M | 3D09M | 3D09M | 3D09M | 3D09M | 3D09M | 3D09MH | 3D09MH | 3D09MH | 3D09MH | 3D09MH | 3D09MH |
| 09440 | 3D05M | 3D05M | 3D05M | 3D05M | 3D05M | 3D09M | 3D09M | 3D09M | 3D09M | 3D09M | 3D09MI | 3D09MI | 3D09MI | 3D09MI | 3D09MI | 3D09MI |
| 09450 | 3D05M | 3D05M | 3D05M | 3D05M | 3D05M | 3D09M | 3D09M | 3D09M | 3D09M | 3D09M | 3D09MJ | 3D09MJ | 3D09MJ | 3D09MJ | 3D09MJ | 3D09MJ |
| 09460 | 3D05M | 3D05M | 3D05M | 3D05M | 3D05M | 3D09M | 3D09M | 3D09M | 3D09M | 3D09M | 3D09MK | 3D09MK | 3D09MK | 3D09MK | 3D09MK | 3D09MK |
| 09470 | 3D05M | 3D05M | 3D05M | 3D05M | 3D05M | 3D09M | 3D09M | 3D09M | 3D09M | 3D09M | 3D09ML | 3D09ML | 3D09ML | 3D09ML | 3D09ML | 3D09ML |
| 09480 | 3D05M | 3D05M | 3D05M | 3D05M | 3D05M | 3D09M | 3D09M | 3D09M | 3D09M | 3D09M | 3D09MM | 3D09MM | 3D09MM | 3D09MM | 3D09MM | 3D09MM |
| 09490 | 3D05M | 3D05M | 3D05M | 3D05M | 3D05M | 3D09M | 3D09M | 3D09M | 3D09M | 3D09M | 3D09MN | 3D09MN | 3D09MN | 3D09MN | 3D09MN | 3D09MN |
| 09500 | 3D05M | 3D05M | 3D05M | 3D05M | 3D05M | 3D09M | 3D09M | 3D09M | 3D09M | 3D09M | 3D09MO | 3D09MO | 3D09MO | 3D09MO | 3D09MO | 3D09MO |
| 09510 | 3D05M | 3D05M | 3D05M | 3D05M | 3D05M | 3D09M | 3D09M | 3D09M | 3D09M | 3D09M | 3D09MP | 3D09MP | 3D09MP | 3D09MP | 3D09MP | 3D09MP |
| 09520 | 3D05M | 3D05M | 3D05M | 3D05M | 3D05M | 3D09M | 3D09M | 3D09M | 3D09M | 3D09M | 3D09MQ | 3D09MQ | 3D09MQ | 3D09MQ | 3D09MQ | 3D09MQ |
| 09530 | 3D05O | 3D05O | 3D05O | 3D05O | 3D05O | 3D09O | 3D09O | 3D09O | 3D09O | 3D09O | 3D09OA | 3D09OA | 3D09OA | 3D09OA | 3D09OA | 3D09OA |
| 09540 | 3D05O | 3D05O | 3D05O | 3D05O | 3D05O | 3D09O | 3D09O | 3D09O | 3D09O | 3D09O | 3D09OB | 3D09OB | 3D09OB | 3D09OB | 3D09OB | 3D09OB |
| 09550 | 3D05O | 3D05O | 3D05O | 3D05O | 3D05O | 3D09O | 3D09O | 3D09O | 3D09O | 3D09O | 3D09OC | 3D09OC | 3D09OC | 3D09OC | 3D09OC | 3D09OC |
| 09560 | 3D05O | 3D05O | 3D05O | 3D05O | 3D05O | 3D09O | 3D09O | 3D09O | 3D09O | 3D09O | 3D09OD | 3D09OD | 3D09OD | 3D09OD | 3D09OD | 3D09OD |
| 09570 | 3D05O | 3D05O | 3D05O | 3D05O | 3D05O | 3D09O | 3D09O | 3D09O | 3D09O | 3D09O | 3D09OE | 3D09OE | 3D09OE | 3D09OE | 3D09OE | 3D09OE |
| 09580 | 3D05O | 3D05O | 3D05O | 3D05O | 3D05O | 3D09O | 3D09O | 3D09O | 3D09O | 3D09O | 3D09OF | 3D09OF | 3D09OF | 3D09OF | 3D09OF | 3D09OF |
| 09590 | 3D05O | 3D05O | 3D05O | 3D05O | 3D05O | 3D09O | 3D09O | 3D09O | 3D09O | 3D09O | 3D09OG | 3D09OG | 3D09OG | 3D09OG | 3D09OG | 3D09OG |
| 09600 | 3D05O | 3D05O | 3D05O | 3D05O | 3D05O | 3D09O | 3D09O | 3D09O | 3D09O | 3D09O | 3D09OH | 3D09OH | 3D09OH | 3D09OH | 3D09OH | 3D09OH |
| 09610 | 3D05O | 3D05O | 3D05O | 3D05O | 3D05O | 3D09O | 3D09O | 3D09O | 3D09O | 3D09O | 3D09OI | 3D09OI | 3D09OI | 3D09OI | 3D09OI | 3D09OI |
| 09620 | 3D05O | 3D05O | 3D05O | 3D05O | 3D05O | 3D09O | 3D09O | 3D09O | 3D09O | 3D09O | 3D09OJ | 3D09OJ | 3D09OJ | 3D09OJ | 3D09OJ | 3D09OJ |
| 09630 | 3D05O | 3D05O | 3D05O | 3D05O | 3D05O | 3D09O | 3D09O | 3D09O | 3D09O | 3D09O | 3D09OK | 3D09OK | 3D09OK | 3D09OK | 3D09OK | 3D09OK |
| 09640 | 3D05O | 3D05O | 3D05O | 3D05O | 3D05O | 3D09O | 3D09O | 3D09O | 3D09O | 3D09O | 3D09OL | 3D09OL | 3D09OL | 3D09OL | 3D09OL | 3D09OL |
| 09650 | 3D05O | 3D05O | 3D05O | 3D05O | 3D05O | 3D09O | 3D09O | 3D09O | 3D09O | 3D09O | 3D09OM | 3D09OM | 3D09OM | 3D09OM | 3D09OM | 3D09OM |
| 09660 | 3D05O | 3D05O | 3D05O | 3D05O | 3D05O | 3D09O | 3D09O | 3D09O | 3D09O | 3D09O | 3D09ON | 3D09ON | 3D09ON | 3D09ON | 3D09ON | 3D09ON |
| 09670 | 3D05O | 3D05O | 3D05O | 3D05O | 3D05O | 3D09O | 3D09O | 3D09O | 3D09O | 3D09O | 3D09OO | 3D09OO | 3D09OO | 3D09OO | 3D09OO | 3D09OO |
| 09680 | 3D05O | 3D05O | 3D05O | 3D05O | 3D05O | 3D09O | 3D09O | 3D09O | 3D09O | 3D09O | 3D09OP | 3D09OP | 3D09OP | 3D09OP | 3D09OP | 3D09OP |
| 09690 | 3D05O | 3D05O | 3D05O | 3D05O | 3D05O | 3D09O | 3D09O | 3D09O | 3D09O | 3D09O | 3D09OQ | 3D09OQ | 3D09OQ | 3D09OQ | 3D09OQ | 3D09OQ |

A08a: DRUGS. Sources of help, treatment

| | | | | | | | | | | | | | | | | |
|-------|-------|-------|-------|-------|-------|-------|-------|-------|-------|-------|-------|-------|-------|-------|-------|-------|
| 07540 | | | | | | | | | | | | | | | | |
| 07550 | | | | | | | | | | | | | | | | |
| 07560 | | | | | | | | | | | | | | | | |
| 07570 | | | | | | | | | | | | | | | | |
| 07580 | | | | | | | | | | | | | | | | |
| 07590 | | | | | | | | | | | | | | | | |
| 07600 | | | | | | | | | | | | | | | | |
| 07610 | | | | | | | | | | | | | | | | |
| 07620 | | | | | | | | | | | | | | | | |
| 22360 | 1B104 | 1B104 | 1B104 | 1B098 | 1B098 | 1B098 | 1B098 | 1B098 | 1B098 | 1B098 | 1B098 | 1B098 | 1B098 | 1B098 | 1B098 | 1B098 |
| 22370 | 1B105 | 1B105 | 1B105 | 1B099 | 1B099 | 1B099 | 1B099 | 1B099 | 1B099 | 1B099 | 1B099 | 1B099 | 1B099 | 1B099 | 1B099 | 1B099 |

A09a: DRUGS. Parental awareness of use

| | | | | | | | | | | | | | | | | |
|-------|------|------|------|------|------|------|------|------|------|------|--|--|--|--|--|--|
| 07510 | 2E08 | 2E08 | 2E08 | 2E08 | | | | | | | | | | | | |
| 07520 | 2E09 | 2E09 | 2E09 | 2E09 | | | | | | | | | | | | |
| 07530 | | | | | | | | | | | | | | | | |
| 23890 | | | 6D07 | 6D07 | 6D09 | 6D09 | 6D09 | 6D09 | 6D09 | 6D09 | | | | | | |

A09b: DRUGS. Others' awareness of use

| | | | | | | | | | | | | | | | | |
|-------|--|--|------|------|--|--|--|--|--|--|--|--|--|--|--|--|
| 23900 | | | 6D08 | 6D08 | | | | | | | | | | | | |
| 23910 | | | 6D09 | 6D09 | | | | | | | | | | | | |
| 23920 | | | 6D10 | 6D10 | | | | | | | | | | | | |

A09c: DRUGS. Police awareness of use

| | | | | | | | | | | | | | | | | |
|-------|--|--|------|------|--|--|--|--|--|--|--|--|--|--|--|--|
| 23930 | | | 6D11 | 6D11 | | | | | | | | | | | | |
|-------|--|--|------|------|--|--|--|--|--|--|--|--|--|--|--|--|

A10a: DRUGS. Education and communication in school

| | | | | | | | | | | | | | | | | |
|-------|-------|-------|-------|-------|-------|-------|-------|-------|-------|-------|-------|-------|-------|-------|-------|-------|
| 07690 | 2E16 | 2E16 | 2E16 | 2E16 | 2E16 | 2E16 | 2E16 | 2E16 | 2E16 | 2E16 | 2E16 | 2E16 | 2E16 | 2E16 | 2E16 | 2E16 |
| 07840 | 2E17 | 2E17 | 2E17 | 2E17 | 2E17 | 2E17 | 2E17 | 2E17 | 2E17 | 2E17 | 2E17 | 2E17 | 2E17 | 2E17 | 2E17 | 2E17 |
| 07850 | 2E18A | 2E18A | 2E18A | 2E18A | 2E18A | 2E18A | 2E18A | 2E18A | 2E18A | 2E18A | 2E18A | 2E18A | 2E18A | 2E18A | 2E18A | 2E18A |
| 07860 | 2E18B | 2E18B | 2E18B | 2E18B | 2E18B | 2E18B | 2E18B | 2E18B | 2E18B | 2E18B | 2E18B | 2E18B | 2E18B | 2E18B | 2E18B | 2E18B |
| 07870 | 2E18C | 2E18C | 2E18C | 2E18C | 2E18C | 2E18C | 2E18C | 2E18C | 2E18C | 2E18C | 2E18C | 2E18C | 2E18C | 2E18C | 2E18C | 2E18C |
| 07880 | 2E18D | 2E18D | 2E18D | 2E18D | 2E18D | 2E18D | 2E18D | 2E18D | 2E18D | 2E18D | 2E18D | 2E18D | 2E18D | 2E18D | 2E18D | 2E18D |
| 07890 | 2E19 | 2E19 | 2E19 | 2E19 | 2E19 | 2E19 | 2E19 | 2E19 | 2E19 | 2E19 | 2E19 | 2E19 | 2E19 | 2E19 | 2E19 | 2E19 |
| 23550 | | | 6A13A | 6A13A | 6A15A | 6A15A | 6A15A | 6A16A | 6A16A | 6A16A | 6A15A | 6A15A | 6A15A | 6A15A | 6A15A | 6A15A |
| 23560 | | | 6A13B | 6A13B | 6A15B | 6A15B | 6A15B | 6A16B | 6A16B | 6A16B | 6A15B | 6A15B | 6A15B | 6A15B | 6A15B | 6A15B |
| 23570 | | | 6A13C | 6A13C | 6A15C | 6A15C | 6A15C | 6A16C | 6A16C | 6A16C | 6A15C | 6A15C | 6A15C | 6A15C | 6A15C | 6A15C |
| 23580 | | | 6A14A | 6A14A | 6A16A | 6A16A | 6A16A | 6A17A | 6A17A | 6A17A | 6A16A | 6A16A | 6A16A | 6A16A | 6A16A | 6A16A |
| 23590 | | | 6A14B | 6A14B | 6A16B | 6A16B | 6A16B | 6A17B | 6A17B | 6A17B | 6A16B | 6A16B | 6A16B | 6A16B | 6A16B | 6A16B |
| 23600 | | | 6A14C | 6A14C | 6A16C | 6A16C | 6A16C | 6A17C | 6A17C | 6A17C | 6A16C | 6A16C | 6A16C | 6A16C | 6A16C | 6A16C |

A10b: DRUGS. Education and communication in the mass media

A11a: DRUGS. Own attitudes about use by adults

| | | | | | | | | | | | | | |
|-------|-----|--------------------|-------|-------|-------|-------|-------|-------|-------|-------|-------|-------|-------|
| 08560 | 100 | DAP SMK 1PCK CI | | | | | | | | | | | |
| 08560 | 128 | DAP SMK 1PCK CIG | | | | | | | | | | | |
| 08560 | 144 | DAP SMK 1PCK CIG | 3A28A | 3A28A | 3A28A | 3A28A | 3A28A | 3A28A | 3A28A | 3A28A | 3A28A | 3A28A | 3A28A |
| 08560 | 230 | DAP SMK 1PCK CIG | | | | | | | | | | | |
| 08570 | 100 | DAP TRY MRJ 1-2 | | | | | | | | | | | |
| 08570 | 128 | DAP TRY MRJ 1-2T | | | | | | | | | | | |
| 08570 | 144 | DAP TRY MRJ 1-2T | 3A28B | 3A28B | 3A28B | 3A28B | 3A28B | 3A28B | 3A28B | 3A28B | 3A28B | 3A28B | 3A28B |
| 08570 | 230 | DAP TRY MRJ 1-2T | | | | | | | | | | | |
| 08580 | 100 | DAP SMK MRJ OCC | | | | | | | | | | | |
| 08580 | 128 | DAP SMK MRJ OCCS | | | | | | | | | | | |
| 08580 | 144 | DAP SMK MRJ OCCS | 3A28C | 3A28C | 3A28C | 3A28C | 3A28C | 3A28C | 3A28C | 3A28C | 3A28C | 3A28C | 3A28C |
| 08580 | 230 | DAP SMK MRJ OCCS | | | | | | | | | | | |
| 08590 | 100 | DAP SMK MRJ REG | | | | | | | | | | | |
| 08590 | 129 | DAP SMK MRJ REGL | | | | | | | | | | | |
| 08590 | 144 | DAP SMK MRJ REGL | 3A28D | 3A28D | 3A28D | 3A28D | 3A28D | 3A28D | 3A28D | 3A28D | 3A28D | 3A28D | 3A28D |
| 08590 | 230 | DAP SMK MRJ REGL | | | | | | | | | | | |
| 08600 | 144 | DAP TRY LSD 1-2T | 3A28E | 3A28E | 3A28E | 3A28E | 3A28E | 3A28E | 3A28E | 3A28E | 3A28E | 3A28E | 3A28E |
| 08600 | | DAP TRY LSD 1-2T | | | | | | | | | | | |
| 08610 | 145 | DAP TKG LSD REGL | 3A28F | 3A28F | 3A28F | 3A28F | 3A28F | 3A28F | 3A28F | 3A28F | 3A28F | 3A28F | 3A28F |
| 08610 | | DAP TKG LSD REGL | | | | | | | | | | | |
| 08620 | 145 | DAP TRY HRN 1-2T | 3A28G | 3A28G | 3A28G | 3A28G | 3A28G | 3A28G | 3A28G | 3A28G | 3A28G | 3A28G | 3A28G |
| 08620 | | DAP TRY HRN 1-2T | | | | | | | | | | | |
| 08630 | 145 | DAP TKG HRN OCCS | 3A28H | 3A28H | 3A28H | 3A28H | 3A28H | 3A28H | 3A28H | 3A28H | 3A28H | 3A28H | 3A28H |
| 08630 | | DAP TKG HRN OCCS | | | | | | | | | | | |
| 08640 | 145 | DAP TKG HRN REGL | 3A28I | 3A28I | 3A28I | 3A28I | 3A28I | 3A28I | 3A28I | 3A28I | 3A28I | 3A28I | 3A28I |
| 08640 | | DAP TKG HRN REGL | | | | | | | | | | | |
| 08650 | 145 | DAP TRY BRB 1-2T | 3A28J | 3A28J | 3A28J | 3A28J | 3A28J | 3A28J | 3A28J | 3A28J | 3A28J | 3A28J | 3A28J |
| 08660 | 145 | DAP TKG BRB REGL | 3A28K | 3A28K | 3A28K | 3A28K | 3A28K | 3A28K | 3A28K | 3A28K | 3A28K | 3A28K | 3A28K |
| 08670 | 145 | DAP TRY AMP 1-2T | 3A28L | 3A28L | 3A28L | 3A28L | 3A28L | 3A28L | 3A28L | 3A28L | 3A28L | 3A28L | 3A28L |
| 08670 | | DAP TRY AMP 1-2T | | | | | | | | | | | |
| 08680 | 145 | DAP TKG AMP REGL | 3A28M | 3A28M | 3A28M | 3A28M | 3A28M | 3A28M | 3A28M | 3A28M | 3A28M | 3A28M | 3A28M |
| 08680 | | DAP TKG AMP REGL | | | | | | | | | | | |
| 08690 | 145 | DAP TRY COC 1-2T | 3A28N | 3A28N | 3A28N | 3A28N | 3A28N | 3A28N | 3A28N | 3A28N | 3A28N | 3A28N | 3A28N |
| 08690 | 231 | DAP TRY COC 1-2T | | | | | | | | | | | |
| 08700 | 145 | DAP TKG COC REGL | 3A28O | 3A28O | 3A28O | 3A28O | 3A28O | 3A28O | 3A28O | 3A28O | 3A28O | 3A28O | 3A28O |
| 08710 | 101 | DAP TRY DRK ALC | | | | | | | | | | | |
| 08710 | 129 | DAP TRY DRK ALCL | | | | | | | | | | | |
| 08710 | 146 | DAP TRY DRK ALCL | 3A28P | 3A28P | 3A28P | 3A28P | 3A28P | 3A28P | 3A28P | 3A28P | 3A28P | 3A28P | 3A28P |
| 08710 | | DAP TRY DRK ALCL</ | | | | | | | | | | | |

[illegible]



| Item Ref. No. | Page Loc. in this Vol. | ITEM DESCRIPTION (ABBREVIATED) | QUESTIONNAIRE LOCATION BY YEAR (FORM, SECTION, AND QUESTION NUMBER) | | | | | | | | | | |
|---------------------|---------------------------------|--------------------------------------|---|------|------|------|------|------|------|------|------|------|------|
| | | | 1976 | 1977 | 1978 | 1979 | 1980 | 1981 | 1982 | 1983 | 1984 | 1985 | 1986 |
| | | | | | | | | | | | | | |

A11d: DRUGS. Own attitudes about use by people of high school age (continued)

| | | | | | | | | | | | | | |
|-------|-----|-----------------|--|--|--|--|--|--|--|--|--|--|--|
| 30340 | 239 | CIG SMKRS-PEERS | | | | | | | | | | | |
|-------|-----|-----------------|--|--|--|--|--|--|--|--|--|--|--|

A12a: DRUGS. Parents' attitudes regarding drugs

| | | | | | | | | | | | | | |
|-------|--|------------------|-------|-------|-------|-------|--|--|--|--|--|--|--|
| 11380 | | PRNT DAP CIGS | 4E09A | 4E09A | 4E08A | 4E08A | | | | | | | |
| 11390 | | PRNT DAP TRY MRJ | 4E09B | 4E09B | 4E08B | 4E08B | | | | | | | |
| 11400 | | PRNT DAP MJ OCC | 4E09C | 4E09C | 4E08C | 4E08C | | | | | | | |
| 11410 | | PRNT DAP MJ REG | 4E09D | 4E09D | 4E08D | 4E08D | | | | | | | |
| 11420 | | PRNT DAP TRY LSD | 4E09E | 4E09E | 4E08E | 4E08E | | | | | | | |
| 11430 | | PRNT DAP TRY AMP | 4E09F | 4E09F | 4E08F | 4E08F | | | | | | | |
| 11440 | | PRNT DAP 1-2DR/D | 4E09G | 4E09G | 4E08G | 4E08G | | | | | | | |
| 11450 | | PRNT DAP 4-5DR/D | 4E09H | 4E09H | 4E08H | 4E08H | | | | | | | |
| 11460 | | PRNT DAP 5+DR/WE | 4E09I | 4E09I | 4E08I | 4E08I | | | | | | | |

A12b: DRUGS. Friends and fellow students' attitudes regarding drugs

| | | | | | | | | | | | | | |
|-------|-----|-------------------|-------|-------|-------|-------|-------|-------|-------|-------|-------|-------|-------|
| 11470 | 186 | FRD DAP CIGS | | 4E10A | | 4E09A | 4E08A | 4E08A | 4E08A | 4E08A | 4E08A | 4E08A | 4E08A |
| 11470 | 247 | FRD DAP CIGS | | | | | | | | | | | |
| 11480 | 187 | FRD DAP TRY MARJ | | 4E10B | | 4E09B | 4E08B | 4E08B | 4E08B | 4E08B | 4E08B | 4E08B | 4E08B |
| 11480 | 248 | FRD DAP TRY MARJ | | | | | | | | | | | |
| 11490 | 187 | FRD DAP MJ OCC | | 4E10C | | 4E09C | 4E08C | 4E08C | 4E08C | 4E08C | 4E08C | 4E08C | 4E08C |
| 11490 | 248 | FRD DAP MJ OCC | | | | | | | | | | | |
| 11500 | 187 | FRD DAP MJ REG | | 4E10D | | 4E09D | 4E08D | 4E08D | 4E08D | 4E08D | 4E08D | 4E08D | 4E08D |
| 11500 | 248 | FRD DAP MJ REG | | | | | | | | | | | |
| 11510 | 187 | FRD DAP TRY LSD | | 4E10E | | 4E09E | 4E08E | 4E08E | 4E08E | 4E08E | 4E08E | 4E08E | 4E08E |
| 11510 | | FRD DAP TRY LSD | | | | | | | | | | | |
| 11520 | 187 | FRD DAP TRY AMP | | 4E10F | | 4E09F | 4E08F | 4E08F | 4E08F | 4E08F | 4E08F | 4E08F | 4E08F |
| 11520 | | FRD DAP TRY AMP | | | | | | | | | | | |
| 11525 | 187 | FRD DAP TRY COKE | | | | | | | | | | | 4E08G |
| 11526 | 187 | FRD DAP COKE OCC | | | | | | | | | | | 4E08H |
| 11530 | 187 | FRD DAP 1-2DR/DA | | 4E10G | | 4E09G | 4E08G | 4E08G | 4E08G | 4E08G | 4E08G | 4E08G | 4E08I |
| 11530 | 248 | FRD DAP 1-2DR/DA | | | | | | | | | | | |
| 11540 | 187 | FRD DAP 4-5DR/DA | | 4E10H | | 4E09H | 4E08H | 4E08H | 4E08H | 4E08H | 4E08H | 4E08H | 4E08J |
| 11540 | 249 | FRD DAP 4-5DR/DA | | | | | | | | | | | |
| 11550 | 187 | FRD DAP 5+DR/WKD | | 4E10I | | 4E09I | 4E08I | 4E08I | 4E08I | 4E08I | 4E08I | 4E08I | 4E08K |
| 11550 | 249 | FRD DAP 5+DR/WKD | | | | | | | | | | | |
| 11551 | 188 | FRD DAP DRIV+2DR | | | | | | | | | 4E08J | 4E08J | 4E08L |
| 11551 | 249 | FRD DAP DRIV+2DR | | | | | | | | | | | |
| 11552 | 188 | FRD DAP DRIV+5DR | | | | | | | | | 4E08K | 4E08K | 4E08M |
| 11552 | 249 | FRD DAP DRIV+5DR | | | | | | | | | | | |
| 13650 | 157 | DRG USE+,MAJ STD | 5E06A | 5E07A | 5E07A | 5E05A | 5E07A | | 3E07A | 3E07A | 3E07A | 3E07A | 3E07A |
| 13660 | 157 | DRG USE+,MY FRND | 5E06B | 5E07B | 5E07B | 5E05B | 5E07B | | 3E07B | 3E07B | 3E07B | 3E07B | 3E07B |
| 22450 | 189 | DISAP USE-PEOPLE | | | | | | | | | | | |
| 23940 | 248 | FRD DAP TRY CRCK | | | | | | | | | | | |
| 23950 | 248 | FRD DAP CRCK OCC | | | | | | | | | | | |
| 23960 | 248 | FRD DAP TRY PWDR | | | | | | | | | | | |
| 23970 | 248 | FRD DAP PWDR OCC | | | | | | | | | | | |
| 30380 | 247 | FRND DAP CIG OCC | | | | | | | | | | | |
| 30390 | 247 | FRND DAP CIG DLY | | | | | | | | | | | |
| 30400 | 247 | FRND DAP SMK L OC | | | | | | | | | | | |
| 30410 | 248 | FRND DAP SMK L DL | | | | | | | | | | | |
| 30420 | 248 | FRND DAP SMK L D+ | | | | | | | | | | | |

A12c: DRUGS. Perception of drug users

| | | | | | | | | | | | | | |
|-------|--|------------------|-------|-------|-------|--|-------|-------|-------|-------|--|--|--|
| 12780 | | PSN TKG MJ/AMBT | 5D02A | | | | | | | | | | |
| 12790 | | PSN TKG MJ/-SOCL | 5D02B | | | | | | | | | | |
| 12800 | | PSN TKG MJ/CNFMG | 5D02C | | | | | | | | | | |
| 12810 | | PSN TKG MJ/CRMNL | 5D02D | | | | | | | | | | |
| 12820 | | PSN TKG MJ/-STBL | 5D02E | | | | | | | | | | |
| 12830 | | PSN TKG MJ/INTRS | 5D02F | | | | | | | | | | |
| 12840 | | PSN TKG MJ/RBLS | 5D02G | | | | | | | | | | |
| 12850 | | PSN TKG MJ/SNSBL | 5D02H | | | | | | | | | | |
| 12860 | | PSN TKG MJ/SX PR | 5D02I | | | | | | | | | | |
| 12870 | | PSN TKG MJ/WKWLD | 5D02J | | | | | | | | | | |
| 12890 | | PSN TKG DG/AMBT | 5D03A | | | | | | | | | | |
| 12900 | | PSN TKG DG/-SOCL | 5D03B | | | | | | | | | | |
| 12910 | | PSN TKG DG/CNFMG | 5D03C | | | | | | | | | | |
| 12920 | | PSN TKG DG/CRMNL | 5D03D | | | | | | | | | | |
| 12930 | | PSN TKG DG/-STBL | 5D03E | | | | | | | | | | |
| 12940 | | PSN TKG DG/INTRS | 5D03F | | | | | | | | | | |
| 12950 | | PSN TKG DG/RBLS | 5D03G | | | | | | | | | | |
| 12960 | | PSN TKG DG/SNSBL | 5D03H | | | | | | | | | | |
| 12970 | | PSN TKG DG/SX PR | 5D03I | | | | | | | | | | |
| 12980 | | PSN TKG DG/WKWLD | 5D03J | | | | | | | | | | |
| 13190 | | PPL/MJUSR>CREATV | | 5E02A | 5E02A | | 5E02A | 5E02A | 5E02A | 5E02A | | | |
| 13200 | | PPL/MJUSR<SENSBL | | 5E02B | 5E02B | | 5E02B | 5E02B | 5E02B | 5E02B | | | |
| 13210 | | PPL/MJUSR>INTRST | | 5E02C | 5E02C | | 5E02C | 5E02C | 5E02C | 5E02C | | | |
| 13220 | | PPL/MJUSR<HRDWKG | | 5E02D | 5E02D | | 5E02D | 5E02D | 5E02D | 5E02D | | | |

| Item Ref. No. | QUESTIONNAIRE LOCATION BY YEAR (FORM, SECTION, AND QUESTION NUMBER) | | | | | | | | | | | | | | | |
|---------------------|---|------|------|------|------|------|------|------|------|------|------|------|------|------|------|------|
| | 1987 | 1988 | 1989 | 1990 | 1991 | 1992 | 1993 | 1994 | 1995 | 1996 | 1997 | 1998 | 1999 | 2000 | 2001 | 2002 |
| | | | | | | | | | | | | | | | | |

A11d: DRUGS. Own attitudes about use by people of high school age (continued)

| | | | | | | | | | | | | | | | | | |
|-------|--|--|--|--|--|--|--|--|--|--|--|-------|--------|-------|-------|-------|-------|
| 30340 | | | | | | | | | | | | 6D04D | 6D04D* | 6D04D | 6D04D | 6D04D | 6D04D |
|-------|--|--|--|--|--|--|--|--|--|--|--|-------|--------|-------|-------|-------|-------|

A12a: DRUGS. Parents' attitudes regarding drugs

| | | | | | | | | | | | | | | | | | |
|-------|--|--|--|--|--|--|--|--|--|--|--|--|--|--|--|--|--|
| 11380 | | | | | | | | | | | | | | | | | |
| 11390 | | | | | | | | | | | | | | | | | |
| 11400 | | | | | | | | | | | | | | | | | |
| 11410 | | | | | | | | | | | | | | | | | |
| 11420 | | | | | | | | | | | | | | | | | |
| 11430 | | | | | | | | | | | | | | | | | |
| 11440 | | | | | | | | | | | | | | | | | |
| 11450 | | | | | | | | | | | | | | | | | |
| 11460 | | | | | | | | | | | | | | | | | |

A12b: DRUGS. Friends and fellow students' attitudes regarding drugs

| | | | | | | | | | | | | | | | | | |
|-------|-------|-------|-------|-------|-------|-------|-------|-------|-------|-------|-------|-------|-------|-------|-------|-------|-------|
| 11470 | 4E08A | 4E07A | 4E07A | 4E07A | 4E07A | 4E07A | 4E07A | 4E07A | 4E07A | 4E07A | 4E07A | 4E07A | 4E06A | 4E06A | 4E06A | 4E06A | 4E06A |
| 11470 | | | 6D12A | 6D12A | 6D10A | 6D10A | 6D10A | 6D10A | 6D10A | 6D10A | 6D10A | 6D17C | 6D17C | 6D18C | 6D18C | 6D18C | 6D18C |
| 11480 | 4E08B | 4E07B | 4E07B | 4E07B | 4E07B | 4E07B | 4E07B | 4E07B | 4E07B | 4E07B | 4E07B | 4E07B | 4E06B | 4E06B | 4E06B | 4E06B | 4E06B |
| 11480 | | | 6D12B | 6D12B | 6D10B | 6D10B | 6D10B | 6D10B | 6D10B | 6D10B | 6D10B | 6D17G | 6D17G | 6D18G | 6D18G | 6D18G | 6D18G |
| 11490 | 4E08C | 4E07C | 4E07C | 4E07C | 4E07C | 4E07C | 4E07C | 4E07C | 4E07C | 4E07C | 4E07C | 4E07C | 4E06C | 4E06C | 4E06C | 4E06C | 4E06C |
| 11490 | | | 6D12C | 6D12C | 6D10C | 6D10C | 6D10C | 6D10C | 6D10C | 6D10C | 6D10C | 6D17H | 6D17H | 6D18H | 6D18H | 6D18H | 6D18H |
| 11500 | 4E08D | 4E07D | 4E07D | 4E07D | 4E07D | 4E07D | 4E07D | 4E07D | 4E07D | 4E07D | 4E07D | 4E07D | 4E06D | 4E06D | 4E06D | 4E06D | 4E06D |
| 11500 | | | 6D12D | 6D12D | 6D10D | 6D10D | 6D10D | 6D10D | 6D10D | 6D10D | 6D10D | 6D17I | 6D17I | 6D18I | 6D18I | 6D18I | 6D18I |
| 11510 | 4E08E | 4E07E | 4E07E | 4E07E | 4E07E | 4E07E | 4E07E | 4E07E | 4E07E | 4E07E | 4E07E | 4E07E | 4E06E | 4E06E | 4E06E | 4E06E | 4E06E |
| 11510 | | | 6D12E | | | | | | | | | | | | | | |
| 11520 | 4E08F | 4E07F | 4E07F | 4E07F | 4E07F | 4E07F | 4E07F | 4E07F | 4E07F | 4E07F | 4E07F | 4E07F | 4E06F | 4E06F | 4E06F | 4E06F | 4E06F |
| 11520 | | | 6D12F | | | | | | | | | | | | | | |
| 11525 | 4E08G | 4E07G | 4E07G | 4E07G | 4E07G | 4E07G | 4E07G | 4E07G | 4E07G | 4E07G | 4E07G | 4E07G | 4E06G | 4E06G | 4E06G | 4E06G | 4E06G |
| 11526 | 4E08H | 4E07H | 4E07H | 4E07H | 4E07H | 4E07H | 4E07H | 4E07H | 4E07H | 4E07H | 4E07H | 4E07H | 4E06H | 4E06H | 4E06H | 4E06H | 4E06H |
| 11530 | 4E08I | 4E07I | 4E07I | 4E07I | 4E07I | 4E07I | 4E07I | 4E07I | 4E07I | 4E07I | 4E07I | 4E07I | 4E06I | 4E06I | 4E06I | 4E06I | 4E06I |
| 11530 | | | 6D12K | 6D12I | 6D10I | 6D10I | 6D10I | 6D10I | 6D10I | 6D10I | 6D10I | 6D17N | 6D17N | 6D18N | 6D18N | 6D18N | 6D18N |
| 11540 | 4E08J | 4E07J | 4E07J | 4E07J | 4E07J | 4E07J | 4E07J | 4E07J | 4E07J | 4E07J | 4E07J | 4E07J | 4E06J | 4E06J | 4E06J | 4E06J | 4E06J |
| 11540 | | | 6D12L | 6D12J | 6D10J | 6D10J | 6D10J | 6D10J | 6D10J | 6D10J | 6D10J | 6D17O | 6D17O | 6D18O | 6D18O | 6D18O | 6D18O |
| 11550 | 4E08K | 4E07K | 4E07K | 4E07K | 4E07K | 4E07K | 4E07K | 4E07K | 4E07K | 4E07K | 4E07K | 4E07K | 4E06K | 4E06K | 4E06K | 4E06K | 4E06K |
| 11550 | | | 6D12M | 6D12K | 6D10K | 6D10K | 6D10K | 6D10K | 6D10K | 6D10K | 6D10K | 6D17P | 6D17P | 6D18P | 6D18P | 6D18P | 6D18P |
| 11551 | 4E08L | 4E07L | 4E07L | 4E07L | 4E07L | 4E07L | 4E07L | 4E07L | 4E07L | 4E07L | 4E07L | 4E07L | 4E06L | 4E06L | 4E06L | 4E06L | 4E06L |
| 11551 | | | 6D12N | 6D12L | 6D10L | 6D10L | 6D10L | 6D10L | 6D10L | 6D10L | 6D10L | 6D17Q | 6D17Q | 6D18Q | 6D18Q | 6D18Q | 6D18Q |
| 11552 | 4E08M | 4E07M | 4E07M | 4E07M | 4E07M | 4E07M | 4E07M | 4E07M | 4E07M | 4E07M | 4E07M | 4E07M | 4E06M | 4E06M | 4E06M | 4E06M | 4E06M |
| 11552 | | | 6D12O | 6D12M | 6D10M | 6D10M | 6D10M | 6D10M | 6D10M | 6D10M | 6D10M | 6D17R | 6D17R | 6D18R | 6D18R | 6D18R | 6D18R |
| 13650 | 3E07A | 3E07A | 3E07A | 3E07A | 3E07A | 3E07A | 3E07A | 3E07A | 3E07A | 3E07A | 3E07A | 3E05A | 3E06A | 3E06A | 3E06A | 3E06A | 3E06A |
| 13660 | 3E07B | 3E07B | 3E07B | 3E07B | 3E07B | 3E07B | 3E07B | 3E07B | 3E07B | 3E07B | 3E07B | 3E05B | 3E06B | 3E06B | 3E06B | 3E06B | 3E06B |
| 22450 | 4E10D | 4E09D | 4E09D | 4E09D | 4E09D | 4E09D | 4E09D | 4E09D | 4E09D | 4E09D | 4E09D | 4E09D | 4E08D | 4E08D | 4E08D | 4E08D | 4E08D |
| 23940 | | | 6D12G | 6D12E | 6D10E | 6D10E | 6D10E | 6D10E | 6D10E | 6D10E | 6D10E | 6D17J | 6D17J | 6D18J | 6D18J | 6D18J | 6D18J |
| 23950 | | | 6D12H | 6D12F | 6D10F | 6D10F | 6D10F | 6D10F | 6D10F | 6D10F | 6D10F | 6D17K | 6D17K | 6D18K | 6D18K | 6D18K | 6D18K |
| 23960 | | | 6D12I | 6D12G | 6D10G | 6D10G | 6D10G | 6D10G | 6D10G | 6D10G | 6D10G | 6D17L | 6D17L | 6D18L | 6D18L | 6D18L | 6D18L |
| 23970 | | | 6D12J | 6D12H | 6D10H | 6D10H | 6D10H | 6D10H | 6D10H | 6D10H | 6D10H | 6D17M | 6D17M | 6D18M | 6D18M | 6D18M | 6D18M |
| 30380 | | | | | | | | | | | | 6D17A | 6D17A | 6D18A | 6D18A | 6D18A | 6D18A |
| 30390 | | | | | | | | | | | | 6D17B | 6D17B | 6D18B | 6D18B | 6D18B | 6D18B |
| 30400 | | | | | | | | | | | | 6D17D | 6D17D | 6D18D | 6D18D | 6D18D | 6D18D |
| 30410 | | | | | | | | | | | | 6D17E | 6D17E | 6D18E | 6D18E | 6D18E | 6D18E |
| 30420 | | | | | | | | | | | | 6D17F | 6D17F | 6D18F | 6D18F | 6D18F | 6D18F |

A12c: DRUGS. Perception of drug users

| | | | | | | | | | | | | | | | | | |
|-------|--|--|--|--|--|--|--|--|--|--|--|--|--|--|--|--|--|
| 12780 | | | | | | | | | | | | | | | | | |
| 12790 | | | | | | | | | | | | | | | | | |
| 12800 | | | | | | | | | | | | | | | | | |
| 12810 | | | | | | | | | | | | | | | | | |
| 12820 | | | | | | | | | | | | | | | | | |
| 12830 | | | | | | | | | | | | | | | | | |
| 12840 | | | | | | | | | | | | | | | | | |
| 12850 | | | | | | | | | | | | | | | | | |
| 12860 | | | | | | | | | | | | | | | | | |
| 12870 | | | | | | | | | | | | | | | | | |
| 12890 | | | | | | | | | | | | | | | | | |
| 12900 | | | | | | | | | | | | | | | | | |
| 12910 | | | | | | | | | | | | | | | | | |
| 12920 | | | | | | | | | | | | | | | | | |
| 12930 | | | | | | | | | | | | | | | | | |
| 12940 | | | | | | | | | | | | | | | | | |
| 12950 | | | | | | | | | | | | | | | | | |
| 12960 | | | | | | | | | | | | | | | | | |
| 12970 | | | | | | | | | | | | | | | | | |
| 12980 | | | | | | | | | | | | | | | | | |
| 13190 | | | | | | | | | | | | | | | | | |
| 13200 | | | | | | | | | | | | | | | | | |
| 13210 | | | | | | | | | | | | | | | | | |
| 13220 | | | | | | | | | | | | | | | | | |

[illegible]

[illegible]

| Item Ref. No. | QUESTIONNAIRE LOCATION BY YEAR (FORM, SECTION, AND QUESTION NUMBER) | | | | | | | | | | | | | | | |
|---------------------|---|------|------|------|------|------|------|------|------|------|------|------|------|------|------|------|
| | 1987 | 1988 | 1989 | 1990 | 1991 | 1992 | 1993 | 1994 | 1995 | 1996 | 1997 | 1998 | 1999 | 2000 | 2001 | 2002 |
| | | | | | | | | | | | | | | | | |

A15a: DRUGS. Admitting use in questionnaire

| | | | | | | | | | | | | | | | | |
|-------|------|------|------|------|------|------|------|------|------|------|------|------|------|------|------|------|
| 20800 | 5E10 | 5E10 | 5E10 | 5E11 | 5E11 | 5E11 | 5E11 | 5E11 | 5E11 | 5E11 | 5E11 | 5E11 | 5E11 | 5E11 | 5E11 | 5E11 |
| 20810 | 5E11 | 5E11 | 5E11 | 5E12 | 5E12 | 5E12 | 5E12 | 5E12 | 5E12 | 5E12 | 5E12 | 5E12 | 5E12 | 5E12 | 5E12 | 5E12 |
| 20820 | 5E12 | 5E12 | 5E12 | 5E13 | 5E13 | 5E13 | 5E13 | 5E13 | 5E13 | 5E13 | 5E13 | 5E13 | 5E13 | 5E13 | 5E13 | 5E13 |

A16a: DRUGS. Parent groups

| | | | | | | | | | | | | | | | | |
|-------|--|--|--|--|--|--|--|--|--|--|--|--|--|--|--|--|
| 21730 | | | | | | | | | | | | | | | | |
| 21740 | | | | | | | | | | | | | | | | |
| 21750 | | | | | | | | | | | | | | | | |
| 21760 | | | | | | | | | | | | | | | | |
| 21770 | | | | | | | | | | | | | | | | |
| 21780 | | | | | | | | | | | | | | | | |
| 21790 | | | | | | | | | | | | | | | | |

A17a: DRUGS. Perceived use of drugs by role models

| | | | | | | | | | | | | | | | | |
|-------|-------|-------|-------|-------|-------|-------|-------|-------|-------|-------|-------|-------|-------|-------|-------|-------|
| 22380 | 4E09A | 4E08A | 4E08A | 4E08A | 4E08A | 4E08A | 4E08A | 4E08A | 4E08A | 4E08A | 4E08A | 4E08A | 4E07A | 4E07A | 4E07A | 4E07A |
| 22380 | | | | | | | | | | | | | 6D05A | 6D05A | 6D05A | 6D05A |
| 22390 | 4E09B | 4E08B | 4E08B | 4E08B | 4E08B | 4E08B | 4E08B | 4E08B | 4E08B | 4E08B | 4E08B | 4E08B | 4E07B | 4E07B | 4E07B | 4E07B |
| 22390 | | | | | | | | | | | | | 6D05B | 6D05B | 6D05B | 6D05B |
| 22400 | 4E09C | 4E08C | 4E08C | 4E08C | 4E08C | 4E08C | 4E08C | 4E08C | 4E08C | 4E08C | 4E08C | 4E08C | 4E07C | 4E07C | 4E07C | 4E07C |
| 22400 | | | | | | | | | | | | | 6D05C | 6D05C | 6D05C | 6D05C |
| 22405 | | | | | | | | | | | | | 6D05D | 6D05D | 6D05D | 6D05D |
| 30310 | | | | | | | | | | | | | 6D04A | 6D04A | 6D04A | 6D04A |
| 30320 | | | | | | | | | | | | | 6D04B | 6D04B | 6D04B | 6D04B |
| 30330 | | | | | | | | | | | | | 6D04C | 6D04C | 6D04C | 6D04C |
| 30340 | | | | | | | | | | | | | 6D04D | 6D04D | 6D04D | 6D04D |

A17b: DRUGS. Perceived attitudes toward drugs by role models

| | | | | | | | | | | | | | | | | |
|-------|-------|-------|-------|-------|-------|-------|-------|-------|-------|-------|-------|-------|-------|-------|-------|-------|
| 22420 | 4E10A | 4E09A | 4E09A | 4E09A | 4E09A | 4E09A | 4E09A | 4E09A | 4E09A | 4E09A | 4E09A | 4E09A | 4E08A | 4E08A | 4E08A | 4E08A |
| 22430 | 4E10B | 4E09B | 4E09B | 4E09B | 4E09B | 4E09B | 4E09B | 4E09B | 4E09B | 4E09B | 4E09B | 4E09B | 4E08B | 4E08B | 4E08B | 4E08B |
| 22440 | 4E10C | 4E09C | 4E09C | 4E09C | 4E09C | 4E09C | 4E09C | 4E09C | 4E09C | 4E09C | 4E09C | 4E09C | 4E08C | 4E08C | 4E08C | 4E08C |
| 22450 | 4E10D | 4E09D | 4E09D | 4E09D | 4E09D | 4E09D | 4E09D | 4E09D | 4E09D | 4E09D | 4E09D | 4E09D | 4E08D | 4E08D | 4E08D | 4E08D |

A18a: DRUGS. Advertising

| | | | | | | | | | | | | | | | | |
|-------|--|--|--|--|--|--|--|--|--|--|-------|-------|-------|-------|-------|-------|
| 30260 | | | | | | | | | | | 6D01 | 6D01 | 6D01 | 6D01 | 6D01 | 6D01 |
| 30270 | | | | | | | | | | | 6D02 | 6D02 | 6D02 | 6D02 | 6D02 | 6D02 |
| 30280 | | | | | | | | | | | 6D03A | 6D03A | 6D03A | 6D03A | 6D03A | 6D03A |
| 30290 | | | | | | | | | | | 6D03B | 6D03B | 6D03B | 6D03B | 6D03B | 6D03B |
| 30300 | | | | | | | | | | | 6D03C | 6D03C | 6D03C | 6D03C | 6D03C | 6D03C |

A18b: DRUGS. Logos

| | | | | | | | | | | | | | | | | |
|-------|--|--|--|--|--|--|--|--|--|--|--------|--------|--------|--------|--------|--------|
| 30160 | | | | | | | | | | | 6B16 | 6B16 | 6B16 | 6B16 | 6B16 | 6B16 |
| 30170 | | | | | | | | | | | 6B16Aa | 6B16Aa | 6B16Aa | 6B16Aa | 6B16Aa | 6B16Aa |
| 30180 | | | | | | | | | | | 6B16Ab | 6B16Ab | 6B16Ab | 6B16Ab | 6B16Ab | 6B16Ab |
| 30190 | | | | | | | | | | | 6B16Ac | 6B16Ac | 6B16Ac | 6B16Ac | 6B16Ac | 6B16Ac |
| 30200 | | | | | | | | | | | 6B16Ad | 6B16Ad | 6B16Ad | 6B16Ad | 6B16Ad | 6B16Ad |
| 30210 | | | | | | | | | | | 6B16Ae | 6B16Ae | 6B16Ae | 6B16Ae | 6B16Ae | 6B16Ae |
| 30220 | | | | | | | | | | | 6B16Af | 6B16Af | 6B16Af | 6B16Af | 6B16Af | 6B16Af |

A18c: DRUGS. Coupons

| | | | | | | | | | | | | | | | | |
|-------|--|--|--|--|--|--|--|--|--|--|-------|-------|-------|-------|-------|-------|
| 30230 | | | | | | | | | | | 6B17 | 6B17 | 6B17 | 6B17 | 6B17 | 6B17 |
| 30240 | | | | | | | | | | | 6B17A | 6B17A | 6B17A | 6B17A | 6B17A | 6B17A |

A18d: DRUGS. Free samples

| | | | | | | | | | | | | | | | | |
|-------|--|--|--|--|--|--|--|--|--|--|------|------|------|------|------|------|
| 30250 | | | | | | | | | | | 6B18 | 6B18 | 6B18 | 6B18 | 6B18 | 6B18 |
|-------|--|--|--|--|--|--|--|--|--|--|------|------|------|------|------|------|

A18e: DRUGS. Movies or TV

| | | | | | | | | | | | | | | | | |
|-------|--|--|--|--|--|--|--|--|--|--|------|------|------|------|------|------|
| 30360 | | | | | | | | | | | 6D06 | 6D06 | 6D06 | 6D06 | 6D06 | 6D06 |
| 30370 | | | | | | | | | | | 6D07 | 6D07 | 6D07 | 6D07 | 6D07 | 6D07 |

B01: EDUCATION. High school: scholastic status, objectives, experiences


| | | | | | | | | | | | | | | | | |
|-------|------|------|------|------|-------|-------|-------|-------|-------|-------|-------|-------|-------|-------|-------|-------|
| 00390 | 1C14 | 1C14 | 1C14 | 1C14 | 1C14 | 1C014 | 1C014 | 1C014 | 1C014 | 1C014 | 1C014 | 1C014 | 1C014 | 1C014 | 1C014 | 1C014 |
| 00390 | 2C14 | 2C14 | 2C14 | 2C14 | 2C14 | 2C14 | 2C14 | 2C14 | 2C14 | 2C14 | 2C14 | 2C14 | 2C14 | 2C14 | 2C14 | 2C14 |
| 00390 | 3C14 | 3C14 | 3C14 | 3C14 | 3C14 | 3C14 | 3C14 | 3C14 | 3C14 | 3C14 | 3C14 | 3C14 | 3C14 | 3C14 | 3C14 | 3C14 |
| 00390 | 4C14 | 4C14 | 4C14 | 4C14 | 4C14 | 4C14 | 4C14 | 4C14 | 4C14 | 4C14 | 4C14 | 4C14 | 4C14 | 4C14 | 4C14 | 4C14 |
| 00390 | 5C14 | 5C14 | 5C14 | 5C14 | 5C14 | 5C14 | 5C14 | 5C14 | 5C14 | 5C14 | 5C14 | 5C14 | 5C14 | 5C14 | 5C14 | 5C14 |
| 00390 | | | 6C14 | 6C14 | 6C14 | 6C14 | 6C14 | 6C14 | 6C14 | 6C14 | 6C14 | 6C14 | 6C14 | 6C14 | 6C14 | 6C14 |
| 00400 | 1C15 | 1C15 | 1C15 | 1C15 | 1C015 | 1C015 | 1C015 | 1C015 | 1C015 | 1C015 | 1C015 | 1C015 | 1C015 | 1C015 | 1C015 | 1C015 |
| 00400 | 2C15 | 2C15 | 2C15 | 2C15 | 2C15 | 2C15 | 2C15 | 2C15 | 2C15 | 2C15 | 2C15 | 2C15 | 2C15 | 2C15 | 2C15 | 2C15 |
| 00400 | 3C15 | 3C15 | 3C15 | 3C15 | 3C15 | 3C15 | 3C15 | 3C15 | 3C15 | 3C15 | 3C15 | 3C15 | 3C15 | 3C15 | 3C15 | 3C15 |
| 00400 | 4C15 | 4C15 | 4C15 | 4C15 | 4C15 | 4C15 | 4C15 | 4C15 | 4C15 | 4C15 | 4C15 | 4C15 | 4C15 | 4C15 | 4C15 | 4C15 |
| 00400 | 5C15 | 5C15 | 5C15 | 5C15 | 5C15 | 5C15 | 5C15 | 5C15 | 5C15 | 5C15 | 5C15 | 5C15 | 5C15 | 5C15 | 5C15 | 5C15 |



| Item Ref. No. | Page Loc. in this Vol. | ITEM DESCRIPTION (ABBREVIATED) | QUESTIONNAIRE LOCATION | | | | | | | | | | |
|---------------------|---------------------------------|--------------------------------------|--------------------------------------|------|------|------|------|------|------|------|------|------|------|
| | | | BY YEAR | | | | | | | | | | |
| | | | (FORM, SECTION, AND QUESTION NUMBER) | | | | | | | | | | |
| | | | 1976 | 1977 | 1978 | 1979 | 1980 | 1981 | 1982 | 1983 | 1984 | 1985 | 1986 |

B01: EDUCATION. High school: scholastic status, objectives, experiences (continued)

| | | | | | | | | | | | | | |
|-------|-----|------------------|--------|--------|--------|--------|--------|--------|--------|--------|--------|--------|--------|
| 00400 | 23 | R'S HS PROGRAM | | | | | | | | | | | |
| 00410 | 23 | RT SF SCH AB>AV | 1C16 | 1C16 | 1C16 | 1C16 | 1C16 | 1C16 | 1C16 | 1C16 | 1C16 | 1C16 | 1C16 |
| 00410 | 23 | RT SF SCH AB>AVG | 2C16 | 2C16 | 2C16 | 2C16 | 2C16 | 2C16 | 2C16 | 2C16 | 2C16 | 2C16 | 2C16 |
| 00410 | 23 | RT SF SCH AB>AVG | 3C16 | 3C16 | 3C16 | 3C16 | 3C16 | 3C16 | 3C16 | 3C16 | 3C16 | 3C16 | 3C16 |
| 00410 | 23 | RT SF SCH AB>AVG | 4C16 | 4C16 | 4C16 | 4C16 | 4C16 | 4C16 | 4C16 | 4C16 | 4C16 | 4C16 | 4C16 |
| 00410 | 23 | RT SF SCH AB>AVG | 5C16 | 5C16 | 5C16 | 5C16 | 5C16 | 5C16 | 5C16 | 5C16 | 5C16 | 5C16 | 5C16 |
| 00410 | 23 | RT SF SCH AB>AVG | | | | | | | | | | | |
| 00420 | 23 | RT SF INTELL>AV | 1C17 | 1C17 | 1C17 | 1C17 | 1C17 | 1C17 | 1C17 | 1C17 | 1C17 | 1C17 | 1C17 |
| 00420 | 23 | RT SF INTELL>AVG | 2C17 | 2C17 | 2C17 | 2C17 | 2C17 | 2C17 | 2C17 | 2C17 | 2C17 | 2C17 | 2C17 |
| 00420 | 23 | RT SF INTELL>AVG | 3C17 | 3C17 | 3C17 | 3C17 | 3C17 | 3C17 | 3C17 | 3C17 | 3C17 | 3C17 | 3C17 |
| 00420 | 23 | RT SF INTELL>AVG | 4C17 | 4C17 | 4C17 | 4C17 | 4C17 | 4C17 | 4C17 | 4C17 | 4C17 | 4C17 | 4C17 |
| 00420 | 23 | RT SF INTELL>AVG | 5C17 | 5C17 | 5C17 | 5C17 | 5C17 | 5C17 | 5C17 | 5C17 | 5C17 | 5C17 | 5C17 |
| 00420 | 23 | RT SF INTELL>AVG | | | | | | | | | | | |
| 00470 | 24 | R HS GRADE/D=1 | 1C20 | 1C20 | 1C20 | 1C20 | 1C20 | 1C20 | 1C20 | 1C20 | 1C20 | 1C20 | 1C20 |
| 00470 | 24 | R HS GRADE/D=1 | 2C20 | 2C20 | 2C20 | 2C20 | 2C20 | 2C20 | 2C20 | 2C20 | 2C20 | 2C20 | 2C20 |
| 00470 | 24 | R HS GRADE/D=1 | 3C20 | 3C20 | 3C20 | 3C20 | 3C20 | 3C20 | 3C20 | 3C20 | 3C20 | 3C20 | 3C20 |
| 00470 | 24 | R HS GRADE/D=1 | 4C20 | 4C20 | 4C20 | 4C20 | 4C20 | 4C20 | 4C20 | 4C20 | 4C20 | 4C20 | 4C20 |
| 00470 | 24 | R HS GRADE/D=1 | 5C20 | 5C20 | 5C20 | 5C20 | 5C20 | 5C20 | 5C20 | 5C20 | 5C20 | 5C20 | 5C20 |
| 00470 | 24 | R HS GRADE/D=1 | | | | | | | | | | | |
| 01310 | 44 | SAT EDUC EXPRNC | 1A006E | 1A006E | 1A006E | 1A006E | 1A006E | 1A006E | 1A006E | 1A006E | 1A006E | 1A006E | 1A006E |
| 01660 | 49 | GO SCH ENJY XPR | 1A011I | 1A011I | 1A011I | 1A011I | 1A011I | 1A011I | 1A011I | 1A011I | 1A011I | 1A011I | 1A011I |
| 01670 | 49 | DO WL SC IMP/JB | 1A011J | 1A011J | 1A011J | 1A011J | 1A011J | 1A011J | 1A011J | 1A011J | 1A011J | 1A011J | 1A011J |
| 05700 | 92 | *SC WRK NVR MNG | 1D002 | 1D002 | 1D002 | 1D002 | 1D002 | 1D002 | 1D002 | 1D002 | 1D002 | 1D002 | 1D002 |
| 05700 | 223 | *SC WRK NVR MNG | | | | | | | | | | | |
| 05710 | 93 | *MST COUR V DUL | 1D003 | 1D003 | 1D003 | 1D003 | 1D003 | 1D003 | 1D003 | 1D003 | 1D003 | 1D003 | 1D003 |
| 05710 | 223 | *MST COUR V DUL | | | | | | | | | | | |
| 05720 | 93 | *LRN SCH NT IMP | 1D004 | 1D004 | 1D004 | 1D004 | 1D004 | 1D004 | 1D004 | 1D004 | 1D004 | 1D004 | 1D004 |
| 05720 | 223 | *LRN SCH NT IMP | | | | | | | | | | | |
| 07630 | 92 | R LIKES SCHOOL | 1D001 | 1D001 | 1D001 | 1D001 | 1D001 | 1D001 | 1D001 | 1D001 | 1D001 | 1D001 | 1D001 |
| 07630 | 130 | R LIKES SCHOOL | 2E02 | 2E06 | 2E06 | 2E08 | 2E09 | 2E09 | 2E12 | 2E12 | 2E12 | 2E12 | 2E12 |
| 07630 | | R LIKES SCHOOL | 3E08 | 3E07 | 3E07 | 3E07 | 3E07 | 3E07 | | | | | |
| 07630 | | R LIKES SCHOOL | 4E10 | | | | | | | | | | |
| 07630 | | R LIKES SCHOOL | 5E04 | 5E05 | 5E05 | 5E03 | 5E05 | | | | | | |
| 07640 | 130 | HRS/WK SPND HMWK | 2E03 | 2E07 | 2E07 | 2E09 | 2E10 | 2E10 | 2E13 | 2E13 | 2E13 | 2E13 | 2E13 |
| 09860 | | HAD SEX ED IN HS | 3E09 | 3E08 | 3E08 | 3E08 | 3E08 | 3E08 | 3E04 | 3E04 | 3E04 | 3E04 | 3E04 |
| 09870 | | STUDY BC IN HS | 3E10 | 3E09 | 3E09 | 3E09 | 3E09 | 3E09 | 3E05 | 3E05 | 3E05 | 3E05 | 3E05 |
| 22170 | 130 | SCH ACTV-PBLCTNS | | | | | | | | | | | 2E07A |
| 22170 | 226 | SCH ACTV-PBLCTNS | | | | | | | | | | | |
| 22180 | 131 | SCH ACTV-PRF ART | | | | | | | | | | | 2E07B |
| 22180 | 227 | SCH ACTV-PRF ART | | | | | | | | | | | |
| 22190 | 131 | SCH ACTV-ATHLTCS | | | | | | | | | | | 2E07C |
| 22190 | 227 | SCH ACTV-ATHLTCS | | | | | | | | | | | |
| 22200 | 131 | SCH ACTV-OTH ACT | | | | | | | | | | | 2E07D |
| 22200 | 227 | SCH ACTV-OTH ACT | | | | | | | | | | | |
| 23090 | 223 | LSTYR/ENJOY SCHL | | | | | | | | | | | |
| 23100 | 223 | LSTYR/HATE SCHL | | | | | | | | | | | |
| 23110 | 223 | LSTYR/DO BEST WK | | | | | | | | | | | |
| 23120 | 223 | LSTYR/SCH 2 HARD | | | | | | | | | | | |
| 23130 | 224 | LSTYR/FOOL ROUND | | | | | | | | | | | |
| 23140 | 224 | LSTYR/WK NT DONE | | | | | | | | | | | |
| 23150 | 224 | LSTYR/GT GD GRDS | | | | | | | | | | | |
| 23160 | 224 | LSTYR/U MISBEHAV | | | | | | | | | | | |
| 23170 | 224 | LSTYR/SKIP SCHL | | | | | | | | | | | |
| 23180 | | 8THGR/ENJOY SCHL | | | | | | | | | | | |
| 23190 | | 8THGR/HATE SCHL | | | | | | | | | | | |
| 23200 | | 8THGR/DO BEST WK | | | | | | | | | | | |
| 23210 | | 8THGR/SCH 2 HARD | | | | | | | | | | | |
| 23220 | | 8THGR/FOOL ROUND | | | | | | | | | | | |
| 23230 | | 8THGR/WK NT DONE | | | | | | | | | | | |
| 23240 | | 8THGR/GT GD GRDS | | | | | | | | | | | |
| 23250 | | 8THGR/U MISBEHAV | | | | | | | | | | | |
| 23260 | | 8THGR/SKIP SCHL | | | | | | | | | | | |
| 23270 | 224 | 5-6GR/ENJOY SCHL | | | | | | | | | | | |
| 23280 | 224 | 5-6GR/HATE SCHL | | | | | | | | | | | |
| 23290 | 225 | 5-6GR/DO BEST WK | | | | | | | | | | | |
| 23300 | 225 | 5-6GR/SCH 2 HARD | | | | | | | | | | | |
| 23310 | 225 | 5-6GR/FOOL ROUND | | | | | | | | | | | |
| 23320 | 225 | 5-6GR/WK NT DONE | | | | | | | | | | | |
| 23330 | 225 | 5-6GR/GT GD GRDS | | | | | | | | | | | |
| 23340 | 225 | 5-6GR/U MISBEHAV | | | | | | | | | | | |
| 23350 | 225 | 5-6GR/SKIP SCHL | | | | | | | | | | | |
| 23360 | 227 | SCH ATV-ACDMC CL | | | | | | | | | | | |
| 23370 | 227 | SCH ATV-STDN GVT | | | | | | | | | | | |
| 23530 | 227 | EVER HELD BACK | | | | | | | | | | | |
| 23540 | 227 | NEED SUMMER SCHL | | | | | | | | | | | |
| 23550 | 228 | TCHR PRVNT SMKNG | | | | | | | | | | | |
| 23560 | 228 | TCHR PRVNT DRNG | | | | | | | | | | | |
| 23570 | 228 | TCHR PRVNT DRUGS | | | | | | | | | | | |



| Item Ref. No. | Page Loc. in this Vol. | ITEM DESCRIPTION (ABBREVIATED) | QUESTIONNAIRE LOCATION BY YEAR (FORM, SECTION, AND QUESTION NUMBER) | | | | | | | | | | |
|---------------------|---------------------------------|--------------------------------------|---|------|------|------|------|------|------|------|------|------|------|
| | | | 1976 | 1977 | 1978 | 1979 | 1980 | 1981 | 1982 | 1983 | 1984 | 1985 | 1986 |
| | | | | | | | | | | | | | |

B01: EDUCATION. High school: scholastic status, objectives, experiences (continued)

| | | | | | | | | | | | | | |
|-------|-----|------------------|--|--|--|--|--|--|--|--|--|--|--|
| 23580 | 228 | CNSEQNC 4 SMOKNG | | | | | | | | | | | |
| 23590 | 228 | CNSEQNC 4 ALCOHL | | | | | | | | | | | |
| 23600 | 229 | CNSEQNC 4 DRUGS | | | | | | | | | | | |
| 29930 | 157 | #HR/W CMPUTR SCH | | | | | | | | | | | |

B02: EDUCATION. Combining work and school: attitudes, experiences

| | | | | | | | | | | | | | |
|-------|-----|-----------------|-------|-------|-------|-------|-------|-------|-------|-------|-------|-------|-------|
| 00590 | 25 | HRS/W WRK SCHYR | 1C23 | 1C23 | 1C23 | 1C23 | 1C23 | 1C23 | 1C23 | 1C23 | 1C23 | 1C23 | 1C23 |
| 00590 | 25 | HRS/W WRK SCHYR | 2C23 | 2C23 | 2C23 | 2C23 | 2C23 | 2C23 | 2C23 | 2C23 | 2C23 | 2C23 | 2C23 |
| 00590 | 25 | HRS/W WRK SCHYR | 3C23 | 3C23 | 3C23 | 3C23 | 3C23 | 3C23 | 3C23 | 3C23 | 3C23 | 3C23 | 3C23 |
| 00590 | 25 | HRS/W WRK SCHYR | 4C23 | 4C23 | 4C23 | 4C23 | 4C23 | 4C23 | 4C23 | 4C23 | 4C23 | 4C23 | 4C23 |
| 00590 | 25 | HRS/W WRK SCHYR | 5C23 | 5C23 | 5C23 | 5C23 | 5C23 | 5C23 | 5C23 | 5C23 | 5C23 | 5C23 | 5C23 |
| 00590 | 25 | HRS/W WRK SCHYR | | | | | | | | | | | |
| 05770 | 93 | R IN WK-STDY PG | 1D009 | 1D009 | 1D009 | 1D009 | 1D009 | 1D009 | 1D009 | 1D009 | 1D009 | 1D009 | 1D009 |
| 10260 | 168 | JOB IMPC LRNING | 4A08R | 4A08R | 4A08R | 4A08R | 4A08R | 4A08R | 4A08R | 4A08R | 4A08R | 4A08R | 4A08R |

B03: EDUCATION. Interracial contact at school

| | | | | | | | | | | | | | |
|-------|-----|------------------|-------|-------|-------|-------|-------|-------|-------|-------|-------|-------|-------|
| 08220 | 140 | DES AL CHL SM RC | 3A10A | 3A10A | 3A10A | 3A10A | 3A10A | 3A10A | 3A10A | 3A10A | 3A10A | 3A10A | 3A10A |
| 08230 | 140 | DES SM CHL OT RC | 3A10B | 3A10B | 3A10B | 3A10B | 3A10B | 3A10B | 3A10B | 3A10B | 3A10B | 3A10B | 3A10B |
| 08240 | 140 | DES MS CHL OT RC | 3A10C | 3A10C | 3A10C | 3A10C | 3A10C | 3A10C | 3A10C | 3A10C | 3A10C | 3A10C | 3A10C |
| 08270 | 140 | ELEMSCH AL OT RC | 3A13 | 3A13 | 3A13 | 3A13 | 3A13 | 3A13 | 3A13 | 3A13 | 3A13 | 3A13 | 3A13 |
| 08280 | 140 | HISCH AL OT RC | 3A14 | 3A14 | 3A14 | 3A14 | 3A14 | 3A14 | 3A14 | 3A14 | 3A14 | 3A14 | 3A14 |
| 11890 | 194 | RCL CNTCT SCHOOL | 5A07A | 5A07A | 5A07A | 5A07A | 5A07A | 5A07A | 5A07A | 5A07A | 5A07A | 5A07A | 5A07A |

B04: EDUCATION. Student norms, misbehavior in class

| | | | | | | | | | | | | | |
|-------|-----|------------------|-------|-------|-------|-------|-------|-------|-------|-------|-------|-------|-------|
| 05730 | 93 | LOT CMPTN GRADE | 1D005 | 1D005 | 1D005 | 1D005 | 1D005 | 1D005 | 1D005 | 1D005 | 1D005 | 1D005 | 1D005 |
| 05740 | 93 | STDTS DSLK CHTG | 1D006 | 1D006 | 1D006 | 1D006 | 1D006 | 1D006 | 1D006 | 1D006 | 1D006 | 1D006 | 1D006 |
| 05750 | 93 | ST -LK PROV TCH | 1D007 | 1D007 | 1D007 | 1D007 | 1D007 | 1D007 | 1D007 | 1D007 | 1D007 | 1D007 | 1D007 |
| 05760 | 93 | FRD NCG/TCH -LK | 1D008 | 1D008 | 1D008 | 1D008 | 1D008 | 1D008 | 1D008 | 1D008 | 1D008 | 1D008 | 1D008 |
| 13580 | 156 | STS SCH RT FAMLY | 5E05A | 5E06A | 5E06A | 5E04A | 5E06A | | 3E06A | 3E06A | 3E06A | 3E06A | 3E06A |
| 13590 | 156 | STS SCH LDS STU | 5E05B | 5E06B | 5E06B | 5E04B | 5E06B | | 3E06B | 3E06B | 3E06B | 3E06B | 3E06B |
| 13600 | 156 | STS SCH NIC CAR | 5E05C | 5E06C | 5E06C | 5E04C | 5E06C | | 3E06C | 3E06C | 3E06C | 3E06C | 3E06C |
| 13610 | 156 | STS SCH HI GRDE | 5E05D | 5E06D | 5E06D | 5E04D | 5E06D | | 3E06D | 3E06D | 3E06D | 3E06D | 3E06D |
| 13620 | 156 | STS SCH GD ATHLT | 5E05E | 5E06E | 5E06E | 5E04E | 5E06E | | 3E06E | 3E06E | 3E06E | 3E06E | 3E06E |
| 13630 | 156 | STS SCH INTLCTL | 5E05F | 5E06F | 5E06F | 5E04F | 5E06F | | 3E06F | 3E06F | 3E06F | 3E06F | 3E06F |
| 13640 | 157 | STS SCH PLN CLG | 5E05G | 5E06G | 5E06G | 5E04G | 5E06G | | 3E06G | 3E06G | 3E06G | 3E06G | 3E06G |
| 25730 | 117 | #X TCHR INTRUPT | | | | | | | | | | | |
| 25740 | 117 | #X MISBHVR INT U | | | | | | | | | | | |
| 25760 | 118 | SCHL RULES FAIR | | | | | | | | | | | |

B05: EDUCATION. Counseling

| | | | | | | | | | | | | | |
|-------|----|-----------------|-------|--------|-------|--------|--------|--------|--------|--------|--------|--------|--------|
| 05780 | 94 | #X/YR COUNS IND | 1D010 | 1D010 | 1D010 | 1D010 | 1D010 | 1D010 | 1D010 | 1D010 | 1D010 | 1D010 | 1D010 |
| 05790 | 94 | #X/YR COUNS GRP | 1D011 | 1D011 | 1D011 | 1D011 | 1D011 | 1D011 | 1D011 | 1D011 | 1D011 | 1D011 | 1D011 |
| 05800 | 94 | R LK C COUNS MR | 1D012 | 1D012 | 1D012 | 1D012 | 1D012 | 1D012 | 1D012 | 1D012 | 1D012 | 1D012 | 1D012 |
| 05810 | 94 | CSLNG VRY HLPFL | 1D013 | 1D013* | 1D013 | 1D013 | 1D013 | 1D013 | 1D013 | 1D013 | 1D013 | 1D013 | 1D013 |
| 05811 | 94 | CNSL COURSES | | | | 1D014A | 1D014A | 1D014A | 1D014A | 1D014A | 1D014A | 1D014A | 1D014A |
| 05812 | 94 | CNSL CL PROB | | | | 1D014B | 1D014B | 1D014B | 1D014B | 1D014B | 1D014B | 1D014B | 1D014B |
| 05813 | 95 | CNSL TRBL R IN | | | | 1D014C | 1D014C | 1D014C | 1D014C | 1D014C | 1D014C | 1D014C | 1D014C |
| 05814 | 95 | CNSL MILTRY PLN | | | | 1D014D | 1D014D | 1D014D | 1D014D | 1D014D | 1D014D | 1D014D | 1D014D |
| 05815 | 95 | CNSL EDUC PLANS | | | | 1D014E | 1D014E | 1D014E | 1D014E | 1D014E | 1D014E | 1D014E | 1D014E |
| 05816 | 95 | CNSL CAREER PLN | | | | 1D014F | 1D014F | 1D014F | 1D014F | 1D014F | 1D014F | 1D014F | 1D014F |
| 05817 | 95 | CNSL PRNL PROB | | | | 1D014G | 1D014G | 1D014G | 1D014G | 1D014G | 1D014G | 1D014G | 1D014G |

B06: EDUCATION. Absenteeism and truancy

| | | | | | | | | | | | | | |
|-------|----|------------------|-------|-------|-------|-------|-------|-------|-------|-------|-------|-------|-------|
| 00430 | 23 | #DA/4W SC MS IL | 1C18A | 1C18A | 1C18A | 1C18A | 1C18A | 1C18A | 1C18A | 1C18A | 1C18A | 1C18A | 1C18A |
| 00430 | 23 | #DA/4W SC MS ILL | 2C18A | 2C18A | 2C18A | 2C18A | 2C18A | 2C18A | 2C18A | 2C18A | 2C18A | 2C18A | 2C18A |
| 00430 | 23 | #DA/4W SC MS ILL | 3C18A | 3C18A | 3C18A | 3C18A | 3C18A | 3C18A | 3C18A | 3C18A | 3C18A | 3C18A | 3C18A |
| 00430 | 23 | #DA/4W SC MS ILL | 4C18A | 4C18A | 4C18A | 4C18A | 4C18A | 4C18A | 4C18A | 4C18A | 4C18A | 4C18A | 4C18A |
| 00430 | 23 | #DA/4W SC MS ILL | 5C18A | 5C18A | 5C18A | 5C18A | 5C18A | 5C18A | 5C18A | 5C18A | 5C18A | 5C18A | 5C18A |
| 00440 | 24 | #DA/4W SC MS CU | 1C18B | 1C18B | 1C18B | 1C18B | 1C18B | 1C18B | 1C18B | 1C18B | 1C18B | 1C18B | 1C18B |
| 00440 | 24 | #DA/4W SC MS CUT | 2C18B | 2C18B | 2C18B | 2C18B | 2C18B | 2C18B | 2C18B | 2C18B | 2C18B | 2C18B | 2C18B |
| 00440 | 24 | #DA/4W SC MS CUT | 3C18B | 3C18B | 3C18B | 3C18B | 3C18B | 3C18B | 3C18B | 3C18B | 3C18B | 3C18B | 3C18B |
| 00440 | 24 | #DA/4W SC MS CUT | 4C18B | 4C18B | 4C18B | 4C18B | 4C18B | 4C18B | 4C18B | 4C18B | 4C18B | 4C18B | 4C18B |
| 00440 | 24 | #DA/4W SC MS CUT | 5C18B | 5C18B | 5C18B | 5C18B | 5C18B | 5C18B | 5C18B | 5C18B | 5C18B | 5C18B | 5C18B |
| 00440 | 24 | #DA/4W SC MS CUT | | | | | | | | | | | |
| 00450 | 24 | #DA/4W SC MS OT | 1C18C | 1C18C | 1C18C | 1C18C | 1C18C | 1C18C | 1C18C | 1C18C | 1C18C | 1C18C | 1C18C |
| 00450 | 24 | #DA/4W SC MS OTH | 2C18C | 2C18C | 2C18C | 2C18C | 2C18C | 2C18C | 2C18C | 2C18C | 2C18C | 2C18C | 2C18C |
| 00450 | 24 | #DA/4W SC MS OTH | 3C18C | 3C18C | 3C18C | 3C18C | 3C18C | 3C18C | 3C18C | 3C18C | 3C18C | 3C18C | 3C18C |
| 00450 | 24 | #DA/4W SC MS OTH | 4C18C | 4C18C | 4C18C | 4C18C | 4C18C | 4C18C | 4C18C | 4C18C | 4C18C | 4C18C | 4C18C |
| 00450 | 24 | #DA/4W SC MS OTH | 5C18C | 5C18C | 5C18C | 5C18C | 5C18C | 5C18C | 5C18C | 5C18C | 5C18C | 5C18C | 5C18C |
| 00450 | 24 | #DA/4W SC MS OTH | | | | | | | | | | | |
| 00460 | 24 | #DA/4W SKP CLAS | 1C19 | 1C19 | 1C19 | 1C19 | 1C19 | 1C19 | 1C19 | 1C19 | 1C19 | 1C19 | 1C19 |
| 00460 | 24 | #DA/4W SKP CLASS | 2C19 | 2C19 | 2C19 | 2C19 | 2C19 | 2C19 | 2C19 | 2C19 | 2C19 | 2C19 | 2C19 |
| 00460 | 24 | #DA/4W SKP CLASS | 3C19 | 3C19 | 3C19 | 3C19 | 3C19 | 3C19 | 3C19 | 3C19 | 3C19 | 3C19 | 3C19 |

[illegible]

| Item Ref. No. | QUESTIONNAIRE LOCATION BY YEAR (FORM, SECTION, AND QUESTION NUMBER) | | | | | | | | | | | | | | | |
|---------------------|---|------|------|------|------|------|------|------|------|------|------|------|------|------|------|------|
| | 1987 | 1988 | 1989 | 1990 | 1991 | 1992 | 1993 | 1994 | 1995 | 1996 | 1997 | 1998 | 1999 | 2000 | 2001 | 2002 |
| | | | | | | | | | | | | | | | | |

B06: EDUCATION. Absenteeism and truancy (continued)

| | | | | | | | | | | | | | | | | |
|-------|------|------|-------|-------|-------|-------|--------|-------|-------|-------|-------|-------|-------|-------|-------|-------|
| 00460 | 4C19 | 4C19 | 4C19 | 4C19 | 4C19 | 4C19 | 4C19 | 4C19 | 4C19 | 4C19 | 4C19 | 4C19 | 4C19 | 4C19 | 4C19 | 4C19 |
| 00460 | 5C19 | 5C19 | 5C19 | 5C19 | 5C19 | 5C19 | 5C19 | 5C19 | 5C19 | 5C19 | 5C19 | 5C19 | 5C19 | 5C19 | 5C19 | 5C19 |
| 00460 | | | 6C19 | 6C19 | 6C19 | 6C19 | 6C19 | 6C19 | 6C19 | 6C19 | 6C19 | 6C19 | 6C19 | 6C19 | 6C19 | 6C19 |
| 23170 | | | 6A06I | 6A06I | 6A06I | 6A06I | 6A06I | 6A06I | 6A06I | 6A06I | 6A06I | 6A06I | 6A06I | 6A06I | 6A06I | 6A06I |
| 23260 | | | 6A07I | 6A07I | 6A07I | 6A07I | 6A07I | 6A07I | 6A07I | 6A07I | 6A07I | 6A07I | 6A07I | 6A07I | 6A07I | 6A07I |
| 23350 | | | 6A08I | 6A08I | 6A08I | 6A07I | 6A07I | 6A07I | 6A07I | 6A07I | 6A07I | 6A07I | 6A07I | 6A07I | 6A07I | 6A07I |
| 25750 | | | | | | 2D02C | 2D02C* | 2D02C | 2D02C | 2D02C | 2D02C | 2D02C | 2D02C | 2D02C | 2D02C | 2D02C |

B07: EDUCATION. Delinquency, victimization, and feeling safe at school

| | | | | | | | | | | | | | | | | |
|-------|-------|-------|-------|-------|-------|-------|-------|-------|-------|-------|-------|-------|-------|-------|-------|-------|
| 06540 | 2A19C | 2A19C | 2A19C | 2A19C | 2A19C | 2A19C | 2A19C | 2A19C | 2A19C | 2A19C | 2A19C | 2A19C | 2A19C | 2A19C | 2A19C | 2A19C |
| 06540 | | | 6A15C | 6A15C | 6A17C | 6A17C | 6A17C | 6A18C | 6A18C | 6A18C | 6A18C | 6A18C | 6A18C | 6A18C | 6A18C | 6A18C |
| 06650 | 2A19N | 2A19N | 2A19N | 2A19N | 2A19N | 2A19N | 2A19N | 2A19N | 2A19N | 2A19N | 2A19N | 2A19N | 2A19N | 2A19N | 2A19N | 2A19N |
| 06650 | | | 6A15N | 6A15N | 6A17N | 6A17N | 6A17N | 6A18N | 6A18N | 6A18N | 6A18N | 6A18N | 6A18N | 6A18N | 6A18N | 6A18N |
| 09871 | 3E08A | 3E08A | 3E08A | 3E08A | 3E08A | 3E08A | 3E08A | 3E08A | 3E08A | 3E08A | 3E07A | 3E08A | 3E08A | 3E08A | 3E08A | 3E08A |
| 09871 | | | | | | | | | | | | | | | | |
| 09872 | 3E08B | 3E08B | 3E08B | 3E08B | 3E08B | 3E08B | 3E08B | 3E08B | 3E08B | 3E08B | 3E07B | 3E08B | 3E08B | 3E08B | 3E08B | 3E08B |
| 09872 | | | | | | | | | | | | | | | | |
| 09872 | | | | | | | | | | | | | | | | |
| 09873 | 3E08C | 3E08C | 3E08C | 3E08C | 3E08C | 3E08C | 3E08C | 3E08C | 3E08C | 3E08C | 3E07C | 3E08C | 3E08C | 3E08C | 3E08C | 3E08C |
| 09873 | | | | | | | | | | | | | | | | |
| 09873 | | | | | | | | | | | | | | | | |
| 09874 | 3E08D | 3E08D | 3E08D | 3E08D | 3E08D | 3E08D | 3E08D | 3E08D | 3E08D | 3E08D | 3E07D | 3E08D | 3E08D | 3E08D | 3E08D | 3E08D |
| 09874 | | | | | | | | | | | | | | | | |
| 09874 | | | | | | | | | | | | | | | | |
| 09875 | 3E08E | 3E08E | 3E08E | 3E08E | 3E08E | 3E08E | 3E08E | 3E08E | 3E08E | 3E08E | 3E07E | 3E08E | 3E08E | 3E08E | 3E08E | 3E08E |
| 09875 | | | | | | | | | | | | | | | | |
| 09875 | | | | | | | | | | | | | | | | |
| 09876 | 3E08F | 3E08F | 3E08F | 3E08F | 3E08F | 3E08F | 3E08F | 3E08F | 3E08F | 3E08F | 3E07F | 3E08F | 3E08F | 3E08F | 3E08F | 3E08F |
| 09876 | | | | | | | | | | | | | | | | |
| 09876 | | | | | | | | | | | | | | | | |
| 09877 | 3E08G | 3E08G | 3E08G | 3E08G | 3E08G | 3E08G | 3E08G | 3E08G | 3E08G | 3E08G | 3E07G | 3E08G | 3E08G | 3E08G | 3E08G | 3E08G |
| 09877 | | | | | | | | | | | | | | | | |
| 09877 | | | | | | | | | | | | | | | | |
| 23160 | | | 6A06H | 6A06H | 6A06H | 6A06H | 6A06H | 6A06H | 6A06H | 6A06H | 6A06H | 6A06H | 6A06H | 6A06H | 6A06H | 6A06H |
| 23250 | | | 6A07H | 6A07H | 6A07H | 6A07H | 6A07H | 6A07H | 6A07H | 6A07H | 6A07H | 6A07H | 6A07H | 6A07H | 6A07H | 6A07H |
| 23340 | | | 6A08H | 6A08H | 6A08H | 6A08H | 6A08H | 6A08H | 6A08H | 6A08H | 6A08H | 6A08H | 6A08H | 6A08H | 6A08H | 6A08H |
| 25140 | | | | | | 6A13 | 6A13 | 6A13 | 6A13 | 6A13 | 6A12 | 6A12 | 6A12 | 6A12 | 6A12 | 6A12 |
| 25720 | | | | | | 2D01D | 2D01D | 2D01D | 2D01D | 2D01D | 2D01D | 2D01D | 2D01D | 2D01D | 2D01D | 2D01D |
| 25770 | | | | | | 3D02 | 3D02 | 3D02 | 3D02 | 3D02 | 3D02 | 3D02 | 3D02 | 3D02 | 3D02 | 3D02 |
| 25780 | | | | | | 3D03 | 3D03 | 3D03 | 3D03 | 3D03 | 3D03 | 3D03 | 3D03 | 3D03 | 3D03 | 3D03 |
| 25790 | | | | | | 3D04 | 3D04 | 3D04 | 3D04 | 3D04 | 3D04 | 3D04 | 3D04 | 3D04 | 3D04 | 3D04 |
| 29590 | | | | | | | | 6A14 | 6A14 | 6A14 | 6A14 | 6A13 | 6A13 | 6A13 | 6A13 | 6A13 |

B08: EDUCATION. Competency testing

| | | | | | | | | | | | | | | | | |
|-------|--|--|--|--|--|--|--|--|--|--|--|--|--|--|--|--|
| 07900 | | | | | | | | | | | | | | | | |
| 07900 | | | | | | | | | | | | | | | | |
| 07910 | | | | | | | | | | | | | | | | |
| 07910 | | | | | | | | | | | | | | | | |
| 07920 | | | | | | | | | | | | | | | | |
| 07920 | | | | | | | | | | | | | | | | |

B09: EDUCATION. Post high school: status, plans, characteristics

| | | | | | | | | | | | | | | | | |
|-------|-------|-------|-------|-------|--------|--------|--------|--------|--------|--------|--------|--------|--------|--------|--------|--------|
| 00480 | 1C21A | 1C21A | 1C21A | 1C21A | 1C021A | 1C021A | 1C021A | 1C021A | 1C021A | 1C021A | 1C021A | 1C021A | 1C021A | 1C021A | 1C021A | 1C021A |
| 00480 | 2C21A | 2C21A | 2C21A | 2C21A | 2C21A | 2C21A | 2C21A | 2C21A | 2C21A | 2C21A | 2C21A | 2C21A | 2C21A | 2C21A | 2C21A | 2C21A |
| 00480 | 3C21A | 3C21A | 3C21A | 3C21A | 3C21A | 3C21A | 3C21A | 3C21A | 3C21A | 3C21A | 3C21A | 3C21A | 3C21A | 3C21A | 3C21A | 3C21A |
| 00480 | 4C21A | 4C21A | 4C21A | 4C21A | 4C21A | 4C21A | 4C21A | 4C21A | 4C21A | 4C21A | 4C21A | 4C21A | 4C21A | 4C21A | 4C21A | 4C21A |
| 00480 | 5C21A | 5C21A | 5C21A | 5C21A | 5C21A | 5C21A | 5C21A | 5C21A | 5C21A | 5C21A | 5C21A | 5C21A | 5C21A | 5C21A | 5C21A | 5C21A |
| 00480 | | | 6C21A | 6C21A | 6C21A | 6C21A | 6C21A | 6C21A | 6C21A | 6C21A | 6C21A | 6C21A | 6C21A | 6C21A | 6C21A | 6C21A |
| 00490 | 1C21B | 1C21B | 1C21B | 1C21B | 1C021B | 1C021B | 1C021B | 1C021B | 1C021B | 1C021B | 1C021B | 1C021B | 1C021B | 1C021B | 1C021B | 1C021B |
| 00490 | 2C21B | 2C21B | 2C21B | 2C21B | 2C21B | 2C21B | 2C21B | 2C21B | 2C21B | 2C21B | 2C21B | 2C21B | 2C21B | 2C21B | 2C21B | 2C21B |
| 00490 | 3C21B | 3C21B | 3C21B | 3C21B | 3C21B | 3C21B | 3C21B | 3C21B | 3C21B | 3C21B | 3C21B | 3C21B | 3C21B | 3C21B | 3C21B | 3C21B |
| 00490 | 4C21B | 4C21B | 4C21B | 4C21B | 4C21B | 4C21B | 4C21B | 4C21B | 4C21B | 4C21B | 4C21B | 4C21B | 4C21B | 4C21B | 4C21B | 4C21B |
| 00490 | 5C21B | 5C21B | 5C21B | 5C21B | 5C21B | 5C21B | 5C21B | 5C21B | 5C21B | 5C21B | 5C21B | 5C21B | 5C21B | 5C21B | 5C21B | 5C21B |
| 00490 | | | 6C21B | 6C21B | 6C21B | 6C21B | 6C21B | 6C21B | 6C21B | 6C21B | 6C21B | 6C21B | 6C21B | 6C21B | 6C21B | 6C21B |
| 00500 | 1C21C | 1C21C | 1C21C | 1C21C | 1C021C | 1C021C | 1C021C | 1C021C | 1C021C | 1C021C | 1C021C | 1C021C | 1C021C | 1C021C | 1C021C | 1C021C |
| 00500 | 2C21C | 2C21C | 2C21C | 2C21C | 2C21C | 2C21C | 2C21C | 2C21C | 2C21C | 2C21C | 2C21C | 2C21C | 2C21C | 2C21C | 2C21C | 2C21C |
| 00500 | 3C21C | 3C21C | 3C21C | 3C21C | 3C21C | 3C21C | 3C21C | 3C21C | 3C21C | 3C21C | 3C21C | 3C21C | 3C21C | 3C21C | 3C21C | 3C21C |
| 00500 | 4C21C | 4C21C | 4C21C | 4C21C | 4C21C | 4C21C | 4C21C | 4C21C | 4C21C | 4C21C | 4C21C | 4C21C | 4C21C | 4C21C | 4C21C | 4C21C |
| 00500 | 5C21C | 5C21C | 5C21C | 5C21C | 5C21C | 5C21C | 5C21C | 5C21C | 5C21C | 5C21C | 5C21C | 5C21C | 5C21C | 5C21C | 5C21C | 5C21C |
| 00510 | 1C21D | 1C21D | 1C21D | 1C21D | 1C021D | 1C021D | 1C021D | 1C021D | 1C021D | 1C021D | 1C021D | 1C021D | 1C021D | 1C021D | 1C021D | 1C021D |
| 00510 | 2C21D | 2C21D | 2C21D | 2C21D | 2C21D | 2C21D | 2C21D | 2C21D | 2C21D | 2C21D | 2C21D | 2C21D | 2C21D | 2C21D | 2C21D | 2C21D |
| 00510 | 3C21D | 3C21D | 3C21D | 3C21D | 3C21D | 3C21D | 3C21D | 3C21D | 3C21D | 3C21D | 3C21D | 3C21D | 3C21D | 3C21D | 3C21D | 3C21D |
| 00510 | 4C21D | 4C21D | 4C21D | 4C21D | 4C21D | 4C21D | 4C21D | 4C21D | 4C21D | 4C21D | 4C21D | 4C21D | 4C21D | 4C21D | 4C21D | 4C21D |
| 00510 | 5C21D | 5C21D | 5C21D | 5C21D | 5C21D | 5C21D | 5C21D | 5C21D | 5C21D | 5C21D | 5C21D | 5C21D | 5C21D | 5C21D | 5C21D | 5C21D |


*=item text changed from previous year

B09: EDUCATION. Post high school: status, plans, characteristics (continued)

B10: EDUCATION. Attitudes regarding educational institutions

B11: EDUCATION. High school: length of experiences

[illegible]



| Item Ref. No. | Page Loc. in this Vol. | ITEM DESCRIPTION (ABBREVIATED) | QUESTIONNAIRE LOCATION | | | | | | | | | | |
|---------------------|---------------------------------|--------------------------------------|--------------------------------------|------|------|------|------|------|------|------|------|------|------|
| | | | BY YEAR | | | | | | | | | | |
| | | | (FORM, SECTION, AND QUESTION NUMBER) | | | | | | | | | | |
| | | | 1976 | 1977 | 1978 | 1979 | 1980 | 1981 | 1982 | 1983 | 1984 | 1985 | 1986 |

C01: WORK and LEISURE. Present or recent work experience

| | | | | | | | | | | | | | |
|-------|-----|-------------------|--------|--------|--------|--------|--------|--------|--------|--------|--------|--------|--------|
| 00590 | 25 | HRS/W WRK SCHYR | 1C23 | 1C23 | 1C23 | 1C23 | 1C23 | 1C23 | 1C23 | 1C23 | 1C23 | 1C23 | 1C23 |
| 00590 | 25 | HRS/W WRK SCHYR | 2C23 | 2C23 | 2C23 | 2C23 | 2C23 | 2C23 | 2C23 | 2C23 | 2C23 | 2C23 | 2C23 |
| 00590 | 25 | HRS/W WRK SCHYR | 3C23 | 3C23 | 3C23 | 3C23 | 3C23 | 3C23 | 3C23 | 3C23 | 3C23 | 3C23 | 3C23 |
| 00590 | 25 | HRS/W WRK SCHYR | 4C23 | 4C23 | 4C23 | 4C23 | 4C23 | 4C23 | 4C23 | 4C23 | 4C23 | 4C23 | 4C23 |
| 00590 | 25 | HRS/W WRK SCHYR | 5C23 | 5C23 | 5C23 | 5C23 | 5C23 | 5C23 | 5C23 | 5C23 | 5C23 | 5C23 | 5C23 |
| 00590 | 25 | HRS/W WRK SCHYR | | | | | | | | | | | |
| 01270 | 43 | SAT PRESENT JOB | 1A006A | 1A006A | 1A006A | 1A006A | 1A006A | 1A006A | 1A006A | 1A006A | 1A006A | 1A006A | 1A006A |
| 05770 | 93 | R IN WK-STDY PG | 1D009 | 1D009 | 1D009 | 1D009 | 1D009 | 1D009 | 1D009 | 1D009 | 1D009 | 1D009 | 1D009 |
| 06540 | 112 | FRQ FGT WRK/SCHL | 2A19C | 2A19C | 2A19C | 2A19C | 2A19C | 2A19C | 2A19C | 2A19C | 2A19C | 2A19C | 2A19C |
| 06540 | | FRQ FGT WRK/SCHL | | | | | | | | | | | |
| 06660 | 114 | FRQ DMG WK PRPTY | 2A19O | 2A19O | 2A19O | 2A19O | 2A19O | 2A19O | 2A19O | 2A19O | 2A19O | 2A19O | 2A19O |
| 06660 | | FRQ DMG WK PRPTY | | | | | | | | | | | |
| 10910 | 177 | CMP SATFD W/JOB | 4D02 | 4D02 | 4D02 | 4D02 | 4D02 | 4D02 | 4D02 | 4D02 | 4D02 | 4D02 | 4D02 |
| 11790 | 192 | XPRC MK R GD WKR | 5A04C | 5A04C | 5A04C | 5A04C | 5A04C | 5A04C | 5A04C | 5A04C | 5A04C | 5A04C | 5A04C |
| 11940 | 194 | RCL CNTCT JOB | 5A07F | 5A07F | 5A07F | 5A07F | 5A07F | 5A07F | 5A07F | 5A07F | 5A07F | 5A07F | 5A07F |
| 21530 | 177 | RCNT EMPLYMT EXP | | | | | | | 4D03A | 4D03A | 4D03A | 4D03A | 4D03A |
| 21540 | 178 | JOB-#HRS/WEEK | | | | | | | 4D03B | 4D03B | 4D03B | 4D03B | 4D03B |
| 21550 | 178 | JOB-SUPERVSR AGE | | | | | | | 4D04 | 4D04 | 4D04 | 4D04 | 4D04 |
| 21560 | 178 | JOB-#WKRS OWN AG | | | | | | | 4D05 | 4D05 | 4D05 | 4D05 | 4D05 |
| 21570 | 178 | JOB-USE BEST SKL | | | | | | | 4D06A | 4D06A | 4D06A | 4D06A | 4D06A |
| 21580 | 178 | JOB-TEACH SKILLS | | | | | | | 4D06B | 4D06B | 4D06B | 4D06B | 4D06B |
| 21590 | 178 | JOB-USE LRND SKL | | | | | | | 4D06C | 4D06C | 4D06C | 4D06C | 4D06C |
| 21600 | 179 | JOB-DIF SOC BKGD | | | | | | | 4D06D | 4D06D | 4D06D | 4D06D | 4D06D |
| 21610 | 179 | JOB-OVER AGE 30 | | | | | | | 4D06E | 4D06E | 4D06E | 4D06E | 4D06E |
| 21620 | 179 | JOB-->STRESS | | | | | | | 4D06F | 4D06F | 4D06F | 4D06F | 4D06F |
| 21630 | 179 | JOB-INTRFR W ED | | | | | | | 4D06G | 4D06G | 4D06G | 4D06G | 4D06G |
| 21640 | 179 | JOB-INTRFR W SOC | | | | | | | 4D06H | 4D06H | 4D06H | 4D06H | 4D06H |
| 21650 | 179 | JOB-INTRFR W FAM | | | | | | | 4D06I | 4D06I | 4D06I | 4D06I | 4D06I |
| 21660 | 179 | JOB-INTERESTING | | | | | | | 4D07A | 4D07A | 4D07A | 4D07A | 4D07A |
| 21670 | 180 | JOB-HAPPY FR LIF | | | | | | | 4D07B | 4D07B | 4D07B | 4D07B | 4D07B |
| 21680 | 180 | JOB-EXPCT FR LIF | | | | | | | 4D07C | 4D07C | 4D07C | 4D07C | 4D07C |
| 21690 | 180 | JOB-STEP STONE | | | | | | | 4D07D | 4D07D | 4D07D | 4D07D | 4D07D |
| 21700 | 180 | JOB-DO JST FOR \$ | | | | | | | 4D07E | 4D07E | 4D07E | 4D07E | 4D07E |
| 21710 | 180 | JOB-TCHR HELP GT | | | | | | | 4D08 | 4D08 | 4D08 | 4D08 | 4D08 |
| 21720 | 180 | JOB-WORK STUDY | | | | | | | 4D09 | 4D09 | 4D09 | 4D09 | 4D09 |
| 23520 | | YRS PRT-TIME JOB | | | | | | | | | | | |
| 25160 | 177 | KIND OF PAID JOB | | | | | | | | | | | |
| 29940 | 157 | #HR/W CMPUTR JOB | | | | | | | | | | | |


C02: WORK and LEISURE. Income sources; financial security

| | | | | | | | | | | | | | |
|-------|-----|--------------------|-------|-------|-------|-------|-------|-------|--------|-------|-------|-------|-------|
| 00600 | 25 | R\$/AVG WEEK JOB | 1C24A | 1C24A | 1C24A | 1C24A | 1C24A | 1C24A | 1C24A* | 1C24A | 1C24A | 1C24A | 1C24A |
| 00600 | 25 | R\$/AVG WEEK JOB | 2C24A | 2C24A | 2C24A | 2C24A | 2C24A | 2C24A | 2C24A* | 2C24A | 2C24A | 2C24A | 2C24A |
| 00600 | 25 | R\$/AVG WEEK JOB | 3C24A | 3C24A | 3C24A | 3C24A | 3C24A | 3C24A | 3C24A* | 3C24A | 3C24A | 3C24A | 3C24A |
| 00600 | 25 | R\$/AVG WEEK JOB | 4C24A | 4C24A | 4C24A | 4C24A | 4C24A | 4C24A | 4C24A* | 4C24A | 4C24A | 4C24A | 4C24A |
| 00600 | 25 | R\$/AVG WEEK JOB | 5C24A | 5C24A | 5C24A | 5C24A | 5C24A | 5C24A | 5C24A* | 5C24A | 5C24A | 5C24A | 5C24A |
| 00600 | 25 | R\$/AVG WEEK JOB | | | | | | | | | | | |
| 00610 | 26 | R\$/AVG WEEK OTH | 1C24B | 1C24B | 1C24B | 1C24B | 1C24B | 1C24B | 1C24B* | 1C24B | 1C24B | 1C24B | 1C24B |
| 00610 | 26 | R\$/AVG WEEK OTH | 2C24B | 2C24B | 2C24B | 2C24B | 2C24B | 2C24B | 2C24B* | 2C24B | 2C24B | 2C24B | 2C24B |
| 00610 | 26 | R\$/AVG WEEK OTH | 3C24B | 3C24B | 3C24B | 3C24B | 3C24B | 3C24B | 3C24B* | 3C24B | 3C24B | 3C24B | 3C24B |
| 00610 | 26 | R\$/AVG WEEK OTH | 4C24B | 4C24B | 4C24B | 4C24B | 4C24B | 4C24B | 4C24B* | 4C24B | 4C24B | 4C24B | 4C24B |
| 00610 | 26 | R\$/AVG WEEK OTH | 5C24B | 5C24B | 5C24B | 5C24B | 5C24B | 5C24B | 5C24B* | 5C24B | 5C24B | 5C24B | 5C24B |
| 00610 | 26 | R\$/AVG WEEK OTH | | | | | | | | | | | |
| 12990 | 209 | I HAVE ENOUGH \$ | | 5D04A | 5D04A | 5D04A | 5D04A | 5D02A | 5D04A | 5D04A | 5D04A | 5D04A | 5D04A |
| 13000 | 209 | I LACK \$ FR BILL | | 5D04B | 5D04B | 5D04B | 5D04B | 5D02B | 5D04B | 5D04B | 5D04B | 5D04B | 5D04B |
| 13010 | 209 | I WRY@-FINDG JOB | | 5D04C | 5D04C | 5D04C | 5D04C | 5D02C | 5D04C | 5D04C | 5D04C | 5D04C | 5D04C |
| 13020 | 209 | I CAN FIND JOB | | 5D04D | 5D04D | 5D04D | 5D04D | 5D02D | 5D04D | 5D04D | 5D04D | 5D04D | 5D04D |
| 13030 | 209 | I CAN KEEP MY JOB | | 5D04E | 5D04E | 5D04E | 5D04E | 5D02E | 5D04E | 5D04E | 5D04E | 5D04E | 5D04E |
| 13040 | 210 | I WRY@LOSS MYJOB | | 5D04F | 5D04F | 5D04F | 5D04F | 5D02F | 5D04F | 5D04F | 5D04F | 5D04F | 5D04F |
| 20830 | 210 | %%\$SAVE FUTR EDUC | | | | | | 5D03A | 5D05A | 5D05A | 5D05A | 5D05A | 5D05A |
| 20840 | 210 | %%\$SAVE/SPEND CAR | | | | | | 5D03B | 5D05B | 5D05B | 5D05B | 5D05B | 5D05B |
| 20850 | 210 | %%\$SAVE OTHER | | | | | | 5D03C | 5D05C | 5D05C | 5D05C | 5D05C | 5D05C |
| 20860 | 210 | %%\$SPEND ON SELF | | | | | | 5D03D | 5D05D | 5D05D | 5D05D | 5D05D | 5D05D |
| 20870 | 211 | %%\$SPEND HELP FAM | | | | | | 5D03E | 5D05E | 5D05E | 5D05E | 5D05E | 5D05E |

C03: WORK and LEISURE. Vocational plans, aspirations, expectations

| | | | | | | | | | | | | | |
|-------|----|-----------------|-------|-------|-------|-------|-------|-------|-------|-------|-------|-------|-------|
| 00480 | 24 | R WL DO VOC/TEC | 1C21A | 1C21A | 1C21A | 1C21A | 1C21A | 1C21A | 1C21A | 1C21A | 1C21A | 1C21A | 1C21A |
| 00480 | 24 | R WL DO VOC/TEC | 2C21A | 2C21A | 2C21A | 2C21A | 2C21A | 2C21A | 2C21A | 2C21A | 2C21A | 2C21A | 2C21A |
| 00480 | 24 | R WL DO VOC/TEC | 3C21A | 3C21A | 3C21A | 3C21A | 3C21A | 3C21A | 3C21A | 3C21A | 3C21A | 3C21A | 3C21A |
| 00480 | 24 | R WL DO VOC/TEC | 4C21A | 4C21A | 4C21A | 4C21A | 4C21A | 4C21A | 4C21A | 4C21A | 4C21A | 4C21A | 4C21A |
| 00480 | 24 | R WL DO VOC/TEC | 5C21A | 5C21A | 5C21A | 5C21A | 5C21A | 5C21A | 5C21A | 5C21A | 5C21A | 5C21A | 5C21A |
| 00480 | 24 | R WL DO VOC/TEC | | | | | | | | | | | |
| 00530 | 25 | R WNTDO VOC/TEC | 1C22A | 1C22A | 1C22A | 1C22A | 1C22A | 1C22A | 1C22A | 1C22A | 1C22A | 1C22A | 1C22A |
| 00530 | 25 | R WNTDO VOC/TEC | 2C22A | 2C22A | 2C22A | 2C22A | 2C22A | 2C22A | 2C22A | 2C22A | 2C22A | 2C22A | 2C22A |
| 00530 | 25 | R WNTDO VOC/TEC | 3C22A | 3C22A | 3C22A | 3C22A | 3C22A | 3C22A | 3C22A | 3C22A | 3C22A | 3C22A | 3C22A |
| 00530 | 25 | R WNTDO VOC/TEC | 4C22A | 4C22A | 4C22A | 4C22A | 4C22A | 4C22A | 4C22A | 4C22A | 4C22A | 4C22A | 4C22A |
| 00530 | 25 | R WNTDO VOC/TEC | 5C22A | 5C22A | 5C22A | 5C22A | 5C22A | 5C22A | 5C22A | 5C22A | 5C22A | 5C22A | 5C22A |
| 00530 | 25 | R WNTDO VOC/TEC | | | | | | | | | | | |

*item text changed from previous year



| Item Ref. No. | Page Loc. in this Vol. | ITEM DESCRIPTION (ABBREVIATED) | QUESTIONNAIRE LOCATION | | | | | | | | | | |
|---------------------|---------------------------------|--------------------------------------|--------------------------------------|------|------|------|------|------|------|------|------|------|------|
| | | | BY YEAR | | | | | | | | | | |
| | | | (FORM, SECTION, AND QUESTION NUMBER) | | | | | | | | | | |
| | | | 1976 | 1977 | 1978 | 1979 | 1980 | 1981 | 1982 | 1983 | 1984 | 1985 | 1986 |

C06: WORK AND LEISURE. Work ethic / success orientation

| | | | | | | | | | | | | | |
|-------|-----|-------------------|--------|--------|--------|--------|--------|--------|--------|--------|--------|--------|--------|
| 01410 | 45 | IMP B SUCCSS WK | 1A007A | 1A007A | 1A007A | 1A007A | 1A007A | 1A007A | 1A007A | 1A007A | 1A007A | 1A007A | 1A007A |
| 08060 | 137 | WRK=ONLY MK LVNG | 3A05B | 3A05B | 3A05B | 3A05B | 3A05B | 3A05B | 3A05B | 3A05B | 3A05B | 3A05B | 3A05B |
| 08070 | 137 | WRK CNTRL PRT LF | 3A05C | 3A05C | 3A05C | 3A05C | 3A05C | 3A05C | 3A05C | 3A05C | 3A05C | 3A05C | 3A05C |
| 08080 | 137 | OVTM 2DO BST JOB | 3A05D | 3A05D | 3A05D | 3A05D | 3A05D | 3A05D | 3A05D | 3A05D | 3A05D | 3A05D | 3A05D |
| 08100 | 138 | ENUF\$,NT WNT WRK | 3A06 | 3A06 | 3A06 | 3A06 | 3A06 | 3A06 | 3A06 | 3A06 | 3A06 | 3A06 | 3A06 |
| 08100 | 171 | ENUF\$,NT WNT WRK | 4A14 | 4A14 | 4A14 | 4A14 | 4A14 | 4A14 | 4A14 | 4A14 | 4A14 | 4A14 | 4A14 |
| 08100 | 194 | ENUF\$,NT WNT WRK | 5A06 | 5A06 | 5A06 | 5A06 | 5A06 | 5A06 | 5A06 | 5A06 | 5A06 | 5A06 | 5A06 |

C07: WORK AND LEISURE. Leisure time: extent, activities

| | | | | | | | | | | | | | |
|-------|-----|--------------------|-------|--------|-------|-------|-------|-------|-------|-------|-------|-------|-------|
| 00620 | 26 | #X/AV WK GO OUT | 1C25 | 1C25 | 1C25 | 1C25 | 1C25 | 1C25 | 1C25 | 1C25 | 1C25 | 1C25 | 1C25 |
| 00620 | 26 | #X/AV WK GO OUT | 2C25 | 2C25 | 2C25 | 2C25 | 2C25 | 2C25 | 2C25 | 2C25 | 2C25 | 2C25 | 2C25 |
| 00620 | 26 | #X/AV WK GO OUT | 3C25 | 3C25 | 3C25 | 3C25 | 3C25 | 3C25 | 3C25 | 3C25 | 3C25 | 3C25 | 3C25 |
| 00620 | 26 | #X/AV WK GO OUT | 4C25 | 4C25 | 4C25 | 4C25 | 4C25 | 4C25 | 4C25 | 4C25 | 4C25 | 4C25 | 4C25 |
| 00620 | 26 | #X/AV WK GO OUT | 5C25 | 5C25 | 5C25 | 5C25 | 5C25 | 5C25 | 5C25 | 5C25 | 5C25 | 5C25 | 5C25 |
| 00620 | 26 | #X/AV WK GO OUT | | | | | | | | | | | |
| 00630 | 26 | #X DATE 3+/WK | 1C26 | 1C26 | 1C26 | 1C26 | 1C26 | 1C26 | 1C26 | 1C26 | 1C26 | 1C26 | 1C26 |
| 00630 | 26 | #X DATE 3+/WK | 2C26 | 2C26 | 2C26 | 2C26 | 2C26 | 2C26 | 2C26 | 2C26 | 2C26 | 2C26 | 2C26 |
| 00630 | 26 | #X DATE 3+/WK | 3C26 | 3C26 | 3C26 | 3C26 | 3C26 | 3C26 | 3C26 | 3C26 | 3C26 | 3C26 | 3C26 |
| 00630 | 26 | #X DATE 3+/WK | 4C26 | 4C26 | 4C26 | 4C26 | 4C26 | 4C26 | 4C26 | 4C26 | 4C26 | 4C26 | 4C26 |
| 00630 | 26 | #X DATE 3+/WK | 5C26 | 5C26 | 5C26 | 5C26 | 5C26 | 5C26 | 5C26 | 5C26 | 5C26 | 5C26 | 5C26 |
| 00630 | 26 | #X DATE 3+/WK | | | | | | | | | | | |
| 05820 | 102 | DALY WATCH TV | 2A02A | 2A02A | 2A02A | 2A02A | 2A02A | 2A02A | 2A02A | 2A02A | 2A02A | 2A02A | 2A02A |
| 05820 | 221 | DALY WATCH TV | | | | | | | | | | | |
| 05830 | 102 | DALY GO TO MOVIE | 2A02B | 2A02B | 2A02B | 2A02B | 2A02B | 2A02B | 2A02B | 2A02B | 2A02B | 2A02B | 2A02B |
| 05830 | 221 | DALY GO TO MOVIE | | | | | | | | | | | |
| 05840 | | DALY ART, MSC, PLA | 2A02C | 2A02C | 2A02C | 2A02C | 2A02C | 2A02C | 2A02C | 2A02C | | | |
| 05845 | 102 | DALY ROCK CONCRT | | | | | | | | | 2A02C | 2A02C | 2A02C |
| 05845 | 221 | DALY ROCK CONCRT | | | | | | | | | | | |
| 05850 | 102 | DALY RIDE FORFUN | | 2A02D | 2A02D | 2A02D | 2A02D | 2A02D | 2A02D | 2A02D | 2A02D | 2A02D | 2A02D |
| 05850 | 221 | DALY RIDE FORFUN | | | | | | | | | | | |
| 05860 | 102 | DALY CMNTY AFFRS | 2A02E | 2A02E | 2A02E | 2A02E | 2A02E | 2A02E | 2A02E | 2A02E | 2A02E | 2A02E | 2A02E |
| 05860 | 221 | DALY CMNTY AFFRS | | | | | | | | | | | |
| 05870 | 102 | DALY PLA MSC, SNG | 2A02F | 2A02F | 2A02F | 2A02F | 2A02F | 2A02F | 2A02F | 2A02F | 2A02F | 2A02F | 2A02F |
| 05880 | 103 | DALY CREAT WRTNG | 2A02G | 2A02G | 2A02G | 2A02G | 2A02G | 2A02G | 2A02G | 2A02G | 2A02G | 2A02G | 2A02G |
| 05890 | 103 | DALY ACTV SPORTS | 2A02H | 2A02H | 2A02H | 2A02H | 2A02H | 2A02H | 2A02H | 2A02H | 2A02H | 2A02H | 2A02H |
| 05890 | 221 | DALY ACTV SPORTS | | | | | | | | | | | |
| 05900 | 103 | DALY ART/CRAFTS | 2A02I | 2A02I | 2A02I | 2A02I | 2A02I | 2A02I | 2A02I | 2A02I | 2A02I | 2A02I | 2A02I |
| 05910 | 103 | DALY WRK HSE, CAR | 2A02J | 2A02J | 2A02J | 2A02J | 2A02J | 2A02J | 2A02J | 2A02J | 2A02J | 2A02J | 2A02J |
| 05920 | 103 | DALY VIST W/FRDS | 2A02K | 2A02K | 2A02K | 2A02K | 2A02K | 2A02K | 2A02K | 2A02K | 2A02K | 2A02K | 2A02K |
| 05920 | 222 | DALY VIST W/FRDS | | | | | | | | | | | |
| 05930 | 103 | DALY GO SHOPPING | 2A02L | 2A02L | 2A02L | 2A02L | 2A02L | 2A02L | 2A02L | 2A02L | 2A02L | 2A02L | 2A02L |
| 05930 | 222 | DALY GO SHOPPING | | | | | | | | | | | |
| 05940 | 103 | DALY ALONE LEISR | 2A02M | 2A02M* | 2A02M | 2A02M | 2A02M | 2A02M | 2A02M | 2A02M | 2A02M | 2A02M | 2A02M |
| 05940 | 222 | DALY ALONE LEISR | | | | | | | | | | | |
| 05950 | 103 | DALY READ BK,MAG | 2A02N | 2A02N | 2A02N | 2A02N | 2A02N | 2A02N | 2A02N | 2A02N | 2A02N | 2A02N | 2A02N |
| 05960 | 104 | DALY GO TO BARS | 2A02O | 2A02O | 2A02O | 2A02O | 2A02O | 2A02O | 2A02O | 2A02O | 2A02O | 2A02O | 2A02O |
| 05960 | 222 | DALY GO TO BARS | | | | | | | | | | | |
| 05970 | 104 | DALY GO TO PARTY | 2A02P | 2A02P | 2A02P | 2A02P | 2A02P | 2A02P | 2A02P | 2A02P | 2A02P | 2A02P | 2A02P |
| 05970 | 222 | DALY GO TO PARTY | | | | | | | | | | | |
| 05980 | | DALY GO CHURCH | 2A02D | | | | | | | | | | |
| 10550 | 172 | #HRS TV/DAY/5+ | 4A16 | 4A16 | 4A16 | 4A16 | 4A16 | 4A16 | 4A16 | 4A16 | 4A16 | 4A16 | 4A16 |
| 10560 | 173 | #BKS LAST YR/10+ | 4A17 | 4A17 | 4A17 | 4A17 | 4A17 | 4A17 | 4A17 | 4A17 | 4A17 | 4A17 | 4A17 |
| 21900 | 217 | #X/LAST12M PARTY | | | | | | | | | 5E07 | 5E07 | 5E07 |
| 21910 | 217 | PARTY-PPL OVR 30 | | | | | | | | | 5E08A | 5E08A | 5E08A |
| 21920 | 217 | PARTY-ONE HI ALC | | | | | | | | | 5E08B | 5E08B | 5E08B |
| 21930 | 217 | PARTY-OTH HI ALC | | | | | | | | | 5E08C | 5E08C | 5E08C |
| 21940 | 217 | PARTY-YOU HI ALC | | | | | | | | | 5E08D | 5E08D | 5E08D |
| 21950 | 217 | PARTY-PRESS ALCL | | | | | | | | | 5E08E | 5E08E | 5E08E |
| 21960 | 218 | PARTY-PRS HI ALC | | | | | | | | | 5E08F | 5E08F | 5E08F |
| 21970 | 218 | PARTY-ONE HI MJ | | | | | | | | | 5E08G | 5E08G | 5E08G |
| 21980 | 218 | PARTY-OTH HI MJ | | | | | | | | | 5E08H | 5E08H | 5E08H |
| 21990 | 218 | PARTY-YOU HI MJ | | | | | | | | | 5E08I | 5E08I | 5E08I |
| 22000 | 218 | PARTY-PRESS MJ | | | | | | | | | 5E08J | 5E08J | 5E08J |
| 22010 | 218 | PARTY-ONE HI OTD | | | | | | | | | 5E08K | 5E08K | 5E08K |
| 22020 | 218 | PARTY-OTH HI OTD | | | | | | | | | 5E08L | 5E08L | 5E08L |
| 22030 | 219 | PARTY-YOU HI OTD | | | | | | | | | 5E08M | 5E08M | 5E08M |
| 22040 | 219 | PARTY-PRESS OTDG | | | | | | | | | 5E08N | 5E08N | 5E08N |
| 22170 | 130 | SCH ACTV-PBLCTNS | | | | | | | | | | | 2E07A |
| 22170 | 226 | SCH ACTV-PBLCTNS | | | | | | | | | | | |
| 22180 | 131 | SCH ACTV-PRF ART | | | | | | | | | | | 2E07B |
| 22180 | 227 | SCH ACTV-PRF ART | | | | | | | | | | | |
| 22190 | 131 | SCH ACTV-ATHLTCS | | | | | | | | | | | 2E07C |
| 22190 | 227 | SCH ACTV-ATHLTCS | | | | | | | | | | | |
| 22200 | 131 | SCH ACTV-OTH ACT | | | | | | | | | | | 2E07D |
| 22200 | 227 | SCH ACTV-OTH ACT | | | | | | | | | | | |
| 23070 | 222 | DALY READ MAGZNS | | | | | | | | | | | |
| 23080 | 222 | DALY READ NWSPPR | | | | | | | | | | | |
| 23360 | 227 | SCH ATV-ACDMC CL | | | | | | | | | | | |

*item text changed from previous year

[illegible]

D04: SEX ROLES and FAMILY. Preferences regarding marital/familial arrangements (continued)

D05: SEX ROLES and FAMILY. Sex role attitudes

D06: SEX ROLES and FAMILY. Opinions regarding gender discrimination

E01: POPULATION CONCERNS. Overpopulation

[illegible]

325

D04: SEX ROLES and FAMILY. Preferences regarding marital/familial arrangements (continued)

D05: SEX ROLES and FAMILY. Sex role attitudes

D06: SEX ROLES and FAMILY. Opinions regarding gender discrimination

E01: POPULATION CONCERNS. Overpopulation

[illegible]

[illegible]

E02: POPULATION CONCERNS. Birth control

F01: CONSERVATION, MATERIALISM, EQUITY, ETC. Personal materialism

F02: CONSERVATION, MATERIALISM, EQUITY, ETC. Societal materialism and advertising

F03: CONSERVATION, MATERIALISM, EQUITY, ETC. Concern with world hunger and poverty

*=item text changed from previous year

| | | | | | | | | | | | | | |
|-------|-----|------------------|-------|-------|-------|-------|-------|-------|-------|-------|-------|-------|-------|
| 00640 | 26 | DRIVE>200 MI/WK | 1C27 | 1C27 | 1C27 | 1C27 | 1C27 | 1C27 | 1C27 | 1C27 | 1C27 | 1C27 | 1C27 |
| 00640 | 26 | DRIVE>200 MI/WK | 2C27 | 2C27 | 2C27 | 2C27 | 2C27 | 2C27 | 2C27 | 2C27 | 2C27 | 2C27 | 2C27 |
| 00640 | 26 | DRIVE>200 MI/WK | 3C27 | 3C27 | 3C27 | 3C27 | 3C27 | 3C27 | 3C27 | 3C27 | 3C27 | 3C27 | 3C27 |
| 00640 | 26 | DRIVE>200 MI/WK | 4C27 | 4C27 | 4C27 | 4C27 | 4C27 | 4C27 | 4C27 | 4C27 | 4C27 | 4C27 | 4C27 |
| 00640 | 26 | DRIVE>200 MI/WK | 5C27 | 5C27 | 5C27 | 5C27 | 5C27 | 5C27 | 5C27 | 5C27 | 5C27 | 5C27 | 5C27 |
| 00640 | 26 | DRIVE>200 MI/WK | | | | | | | | | | | |
| 00650 | 26 | #X/12MO R TCKTD | 1C28 | 1C28 | 1C28 | 1C28 | 1C28 | 1C28 | 1C28 | 1C28 | 1C28 | 1C28 | 1C28 |
| 00650 | 26 | #X/12MO R TCKTD | 2C28 | 2C28 | 2C28 | 2C28 | 2C28 | 2C28 | 2C28 | 2C28 | 2C28 | 2C28 | 2C28 |
| 00650 | 26 | #X/12MO R TCKTD | 3C28 | 3C28 | 3C28 | 3C28 | 3C28 | 3C28 | 3C28 | 3C28 | 3C28 | 3C28 | 3C28 |
| 00650 | 26 | #X/12MO R TCKTD | 4C28 | 4C28 | 4C28 | 4C28 | 4C28 | 4C28 | 4C28 | 4C28 | 4C28 | 4C28 | 4C28 |
| 00650 | 26 | #X/12MO R TCKTD | 5C28 | 5C28 | 5C28 | 5C28 | 5C28 | 5C28 | 5C28 | 5C28 | 5C28 | 5C28 | 5C28 |
| 00650 | 26 | #X/12MO R TCKTD | | | | | | | | | | | |
| 00690 | 27 | #ACCIDNTS/12 MO | 1C30 | 1C30 | 1C30 | 1C30 | 1C30 | 1C30 | 1C30 | 1C30 | 1C30 | 1C30 | 1C30 |
| 00690 | 27 | #ACCIDNTS/12 MO | 2C30 | 2C30 | 2C30 | 2C30 | 2C30 | 2C30 | 2C30 | 2C30 | 2C30 | 2C30 | 2C30 |
| 00690 | 27 | #ACCIDNTS/12 MO | 3C30 | 3C30 | 3C30 | 3C30 | 3C30 | 3C30 | 3C30 | 3C30 | 3C30 | 3C30 | 3C30 |
| 00690 | 27 | #ACCIDNTS/12 MO | 4C30 | 4C30 | 4C30 | 4C30 | 4C30 | 4C30 | 4C30 | 4C30 | 4C30 | 4C30 | 4C30 |
| 00690 | 27 | #ACCIDNTS/12 MO | 5C30 | 5C30 | 5C30 | 5C30 | 5C30 | 5C30 | 5C30 | 5C30 | 5C30 | 5C30 | 5C30 |
| 00690 | 27 | #ACCIDNTS/12 MO | | | | | | | | | | | |
| 08030 | 137 | USE BYC/MAS TRAN | 3A04D | 3A04D | 3A04D | 3A04D | 3A04D | 3A04D | 3A04D | 3A04D | 3A04D | 3A04D | 3A04D |
| 11960 | 195 | DNT HV DRVR LCNS | 5A09 | 5A09 | 5A09 | 5A09 | 5A09 | 5A09 | 5A09 | 5A09 | 5A09 | 5A09 | 5A09 |
| 11970 | 195 | DONT OWN CAR | 5A10 | 5A10 | 5A10 | 5A10 | 5A10 | 5A10 | 5A10 | 5A10 | 5A10 | 5A10 | 5A10 |
| 11980 | 195 | NEVR USE OTHS CR | 5A11 | 5A11 | 5A11 | 5A11 | 5A11 | 5A11 | 5A11 | 5A11 | 5A11 | 5A11 | 5A11 |
| 11990 | 195 | R CUT DRIVING | 5A12 | 5A12 | 5A12 | 5A12 | 5A12 | 5A12 | 5A12 | 5A12 | 5A12 | 5A12 | 5A12 |
| 16430 | | SAT EVB CAR POOL | | | | | | | | | | | |
| 22210 | | USE SEATBLT-DRVR | | | 2E05A | | | | | | | | 2E22 |

I02: SOCIAL CHANGE. Attitudes regarding activism (continued)

I03: SOCIAL CHANGE. Reactions to personal and social change

J: SOCIAL PROBLEMS. Interest and concerns

K01: MAJOR SOCIAL INSTITUTIONS. Trust (See also C05)

K02: MAJOR SOCIAL INSTITUTIONS. Satisfaction with performance

K03: MAJOR SOCIAL INSTITUTIONS. Preferred influence

[illegible]



| Item Ref. No. | Page Loc. in this Vol. | ITEM DESCRIPTION (ABBREVIATED) | QUESTIONNAIRE LOCATION BY YEAR (FORM, SECTION, AND QUESTION NUMBER) | | | | | | | | | | |
|---------------------|---------------------------------|--------------------------------------|---|------|------|------|------|------|------|------|------|------|------|
| | | | 1976 | 1977 | 1978 | 1979 | 1980 | 1981 | 1982 | 1983 | 1984 | 1985 | 1986 |
| | | | | | | | | | | | | | |

K03: MAJOR SOCIAL INSTITUTIONS. Preferred influence (continued)

| | | | | | | | | | | | | | |
|-------|-----|------------------|-------|-------|-------|-------|-------|-------|-------|-------|-------|-------|-------|
| 10590 | 173 | >INFLC CHURCHES | 4A19C | 4A19C | 4A19C | 4A19C | 4A19C | 4A19C | 4A19C | 4A19C | 4A19C | 4A19C | 4A19C |
| 10600 | 173 | >INFLC NEWS MDIA | 4A19D | 4A19D | 4A19D | 4A19D | 4A19D | 4A19D | 4A19D | 4A19D | 4A19D | 4A19D | 4A19D |
| 10610 | 174 | >INFLC PRES&ADMN | 4A19E | 4A19E | 4A19E | 4A19E | 4A19E | 4A19E | 4A19E | 4A19E | 4A19E | 4A19E | 4A19E |
| 10620 | 174 | >INFLC CONGRESS | 4A19F | 4A19F | 4A19F | 4A19F | 4A19F | 4A19F | 4A19F | 4A19F | 4A19F | 4A19F | 4A19F |
| 10630 | 174 | >INFLC SUPRM CRT | 4A19G | 4A19G | 4A19G | 4A19G | 4A19G | 4A19G | 4A19G | 4A19G | 4A19G | 4A19G | 4A19G |
| 10640 | 174 | >INFLC JUSTC SYS | 4A19H | 4A19H | 4A19H | 4A19H | 4A19H | 4A19H | 4A19H | 4A19H | 4A19H | 4A19H | 4A19H |
| 10650 | 174 | >INFLC POLICE | 4A19I | 4A19I | 4A19I | 4A19I | 4A19I | 4A19I | 4A19I | 4A19I | 4A19I | 4A19I | 4A19I |
| 10660 | 174 | >INFLC MILITARY | 4A19J | 4A19J | 4A19J | 4A19J | 4A19J | 4A19J | 4A19J | 4A19J | 4A19J | 4A19J | 4A19J |

L01: MILITARY. Plans for military service

| | | | | | | | | | | | | | |
|-------|----|-----------------|-------|-------|-------|-------|-------|-------|-------|-------|-------|-------|-------|
| 00490 | 24 | R WL DO ARMD FC | 1C21B | 1C21B | 1C21B | 1C21B | 1C21B | 1C21B | 1C21B | 1C21B | 1C21B | 1C21B | 1C21B |
| 00490 | 24 | R WL DO ARMD FC | 2C21B | 2C21B | 2C21B | 2C21B | 2C21B | 2C21B | 2C21B | 2C21B | 2C21B | 2C21B | 2C21B |
| 00490 | 24 | R WL DO ARMD FC | 3C21B | 3C21B | 3C21B | 3C21B | 3C21B | 3C21B | 3C21B | 3C21B | 3C21B | 3C21B | 3C21B |
| 00490 | 24 | R WL DO ARMD FC | 4C21B | 4C21B | 4C21B | 4C21B | 4C21B | 4C21B | 4C21B | 4C21B | 4C21B | 4C21B | 4C21B |
| 00490 | 24 | R WL DO ARMD FC | 5C21B | 5C21B | 5C21B | 5C21B | 5C21B | 5C21B | 5C21B | 5C21B | 5C21B | 5C21B | 5C21B |
| 00490 | 24 | R WL DO ARMD FC | 1C22B | 1C22B | 1C22B | 1C22B | 1C22B | 1C22B | 1C22B | 1C22B | 1C22B | 1C22B | 1C22B |
| 00540 | 25 | R WNTDO ARMD FC | 2C22B | 2C22B | 2C22B | 2C22B | 2C22B | 2C22B | 2C22B | 2C22B | 2C22B | 2C22B | 2C22B |
| 00540 | 25 | R WNTDO ARMD FC | 3C22B | 3C22B | 3C22B | 3C22B | 3C22B | 3C22B | 3C22B | 3C22B | 3C22B | 3C22B | 3C22B |
| 00540 | 25 | R WNTDO ARMD FC | 4C22B | 4C22B | 4C22B | 4C22B | 4C22B | 4C22B | 4C22B | 4C22B | 4C22B | 4C22B | 4C22B |
| 00540 | 25 | R WNTDO ARMD FC | 5C22B | 5C22B | 5C22B | 5C22B | 5C22B | 5C22B | 5C22B | 5C22B | 5C22B | 5C22B | 5C22B |
| 00540 | 25 | R WNTDO ARMD FC | 1C32 | 1C32 | 1C32 | 1C32 | 1C32 | 1C32 | 1C32 | 1C32 | 1C32 | 1C32 | 1C32 |
| 00730 | 28 | R'S BRANCH SERV | 2C32 | 2C32 | 2C32 | 2C32 | 2C32 | 2C32 | 2C32 | 2C32 | 2C32 | 2C32 | 2C32 |
| 00730 | 28 | R'S BRANCH SERV | 3C32 | 3C32 | 3C32 | 3C32 | 3C32 | 3C32 | 3C32 | 3C32 | 3C32 | 3C32 | 3C32 |
| 00730 | 28 | R'S BRANCH SERV | 4C32 | 4C32 | 4C32 | 4C32 | 4C32 | 4C32 | 4C32 | 4C32 | 4C32 | 4C32 | 4C32 |
| 00730 | 28 | R'S BRANCH SERV | 5C32 | 5C32 | 5C32 | 5C32 | 5C32 | 5C32 | 5C32 | 5C32 | 5C32 | 5C32 | 5C32 |
| 00740 | 28 | R XPCTS B OFFCR | 1C33 | 1C33 | 1C33 | 1C33 | 1C33 | 1C33 | 1C33 | 1C33 | 1C33 | 1C33 | 1C33 |
| 00740 | 28 | R XPCTS B OFFCR | 2C33 | 2C33 | 2C33 | 2C33 | 2C33 | 2C33 | 2C33 | 2C33 | 2C33 | 2C33 | 2C33 |
| 00740 | 28 | R XPCTS B OFFCR | 3C33 | 3C33 | 3C33 | 3C33 | 3C33 | 3C33 | 3C33 | 3C33 | 3C33 | 3C33 | 3C33 |
| 00740 | 28 | R XPCTS B OFFCR | 4C33 | 4C33 | 4C33 | 4C33 | 4C33 | 4C33 | 4C33 | 4C33 | 4C33 | 4C33 | 4C33 |
| 00740 | 28 | R XPCTS B OFFCR | 5C33 | 5C33 | 5C33 | 5C33 | 5C33 | 5C33 | 5C33 | 5C33 | 5C33 | 5C33 | 5C33 |
| 00750 | 28 | R XPCTS MLTR CR | 1C34 | 1C34 | 1C34 | 1C34 | 1C34 | 1C34 | 1C34 | 1C34 | 1C34 | 1C34 | 1C34 |
| 00750 | 28 | R XPCTS MLTR CR | 2C34 | 2C34 | 2C34 | 2C34 | 2C34 | 2C34 | 2C34 | 2C34 | 2C34 | 2C34 | 2C34 |
| 00750 | 28 | R XPCTS MLTR CR | 3C34 | 3C34 | 3C34 | 3C34 | 3C34 | 3C34 | 3C34 | 3C34 | 3C34 | 3C34 | 3C34 |
| 00750 | 28 | R XPCTS MLTR CR | 4C34 | 4C34 | 4C34 | 4C34 | 4C34 | 4C34 | 4C34 | 4C34 | 4C34 | 4C34 | 4C34 |
| 00750 | 28 | R XPCTS MLTR CR | 5C34 | 5C34 | 5C34 | 5C34 | 5C34 | 5C34 | 5C34 | 5C34 | 5C34 | 5C34 | 5C34 |

L02: MILITARY. Attitudes toward a draft

| | | | | | | | | | | | | | |
|-------|-----|------------------|--|--|--|--|--|------|------|------|------|------|------|
| 21060 | 130 | FAVOR MLTY DRAFT | | | | | | 5E06 | 2E08 | 2E08 | 2E08 | 2E08 | 2E08 |
| 21070 | 130 | DRAFT INCL WOMEN | | | | | | 5E07 | 2E09 | 2E09 | 2E09 | 2E09 | 2E09 |

L03: MILITARY. Views about the use of military force

| | | | | | | | | | | | | | |
|-------|-----|-------------------|-------|-------|-------|-------|-------|-------|-------|-------|-------|-------|-------|
| 05690 | 111 | US GO WAR FR OTH | 2A18B | 2A18B | 2A18B | 2A18B | 2A18B | 2A18B | 2A18B | 2A18B | 2A18B | 2A18B | 2A18B |
| 06450 | 111 | US SHD DISARM | 2A18A | 2A18A | 2A18A | 2A18A | 2A18A | 2A18A | 2A18A | 2A18A | 2A18A | 2A18A | 2A18A |
| 06460 | 111 | US WAR PRCTCT ECN | 2A18C | 2A18C | 2A18C | 2A18C | 2A18C | 2A18C | 2A18C | 2A18C | 2A18C | 2A18C | 2A18C |
| 06470 | 111 | US ONLY WAR DFNS | 2A18D | 2A18D | 2A18D | 2A18D | 2A18D | 2A18D | 2A18D | 2A18D | 2A18D | 2A18D | 2A18D |
| 06480 | 111 | -US MIL PWR>USSR | 2A18E | 2A18E | 2A18E | 2A18E | 2A18E | 2A18E | 2A18E | 2A18E | 2A18E | 2A18E | 2A18E |
| 06490 | 111 | US NEED>PWR OTHS | 2A18F | 2A18F | 2A18F | 2A18F | 2A18F | 2A18F | 2A18F | 2A18F | 2A18F | 2A18F | 2A18F |
| 06500 | 112 | US FRN PLCY NRRW | 2A18G | 2A18G | 2A18G | 2A18G | 2A18G | 2A18G | 2A18G | 2A18G | 2A18G | 2A18G | 2A18G |
| 06510 | | SRVCMEN SHD OBEY | 2A18H | 2A18H | 2A18H | 2A18H | 2A18H | 2A18H | 2A18H | 2A18H | 2A18H | 2A18H | 2A18H |
| 11210 | | -MLTRY COUP U.S. | 4E06 | 4E06 | 4E06 | 4E06 | 4E06 | 4E06 | 4E06 | 4E06 | 4E06 | 4E06 | 4E06 |
| 11220 | 186 | NT VOL 4 NEC WAR | 4E07 | 4E07 | 4E06 | 4E06 | 4E06 | 4E06 | 4E06 | 4E06 | 4E06 | 4E06 | 4E06 |


L04: MILITARY. Attitudes toward the military as an institution and occupation

| | | | | | | | | | | | | | |
|-------|-----|-------------------|-------|-------|-------|-------|-------|-------|-------|-------|-------|-------|-------|
| 07000 | | DHNSTY MILITARY | 2D04L | 2D04L | 2D04L | 2D04L | 2D04L | 2D04L | 2D04L | 2D04L | 2D04L | 2D04L | 2D04L |
| 08490 | 144 | GD JB MILITARY | 3A24L | 3A24L | 3A24L | 3A24L | 3A24L | 3A24L | 3A24L | 3A24L | 3A24L | 3A24L | 3A24L |
| 08500 | 144 | MIL TOO MCH INFL | 3A25 | 3A25 | 3A25 | 3A25 | 3A25 | 3A25 | 3A25 | 3A25 | 3A25 | 3A25 | 3A25 |
| 08510 | 144 | US TOO MCH\$ MILT | 3A26 | 3A26 | 3A26 | 3A26 | 3A26 | 3A26 | 3A26 | 3A26 | 3A26 | 3A26 | 3A26 |
| 10660 | 174 | >INFLC MILITARY | 4A19J | 4A19J | 4A19J | 4A19J | 4A19J | 4A19J | 4A19J | 4A19J | 4A19J | 4A19J | 4A19J |
| 11120 | 185 | MLTRY GET AHEAD | 4E01A | 4E01A | 4E01A | 4E01A | 4E01A | 4E01A | 4E01A | 4E01A | 4E01A | 4E01A | 4E01A |
| 11130 | 185 | MLTRY MORE ED | 4E01B | 4E01B | 4E01B | 4E01B | 4E01B | 4E01B | 4E01B | 4E01B | 4E01B | 4E01B | 4E01B |
| 11140 | 185 | MLTRY ADVNC RESP | 4E01C | 4E01C | 4E01C | 4E01C | 4E01C | 4E01C | 4E01C | 4E01C | 4E01C | 4E01C | 4E01C |
| 11150 | 185 | MLTRY >FLFLG JB | 4E01D | 4E01D | 4E01D | 4E01D | 4E01D | 4E01D | 4E01D | 4E01D | 4E01D | 4E01D | 4E01D |
| 11160 | 186 | MLTRY IDEAS HERD | 4E01E | 4E01E | 4E01E | 4E01E | 4E01E | 4E01E | 4E01E | 4E01E | 4E01E | 4E01E | 4E01E |
| 11170 | 186 | EXTNT MLTRY JSTC | 4E02 | 4E02 | 4E02 | 4E02 | 4E02 | 4E02 | 4E02 | 4E02 | 4E02 | 4E02 | 4E02 |
| 11180 | 186 | MLTRY DSCRM WOMN | 4E03 | 4E03 | 4E03 | 4E03 | 4E03 | 4E03 | 4E03 | 4E03 | 4E03 | 4E03 | 4E03 |
| 11190 | 186 | MLTRY DSCRM BLKS | 4E04 | 4E04 | 4E04 | 4E04 | 4E04 | 4E04 | 4E04 | 4E04 | 4E04 | 4E04 | 4E04 |
| 11200 | | >FAIR MLTRY CVLN | 4E05 | 4E05 | 4E05 | 4E05 | 4E05 | 4E05 | 4E05 | 4E05 | 4E05 | 4E05 | 4E05 |
| 11830 | 193 | PLC WRK MLTY SVC | 5A05D | 5A05D | 5A05D | 5A05D | 5A05D | 5A05D | 5A05D | 5A05D | 5A05D | 5A05D | 5A05D |
| 21080 | | MLTRY PAY CLG GD | | | | | | 5E08 | 2E10 | 2E10 | 2E10 | 2E10 | 2E10 |
| 21090 | | R WD DO MLTY/CLG | | | | | | 5E09 | 2E11 | 2E11 | 2E11 | 2E11 | 2E11 |

[illegible]

[illegible]

[illegible]



| Item Ref. No. | Page Loc. in this Vol. | ITEM DESCRIPTION (ABBREVIATED) | QUESTIONNAIRE LOCATION BY YEAR (FORM, SECTION, AND QUESTION NUMBER) | | | | | | | | | | |
|---------------------|---------------------------------|--------------------------------------|---|------|------|------|------|------|------|------|------|------|------|
| | | | 1976 | 1977 | 1978 | 1979 | 1980 | 1981 | 1982 | 1983 | 1984 | 1985 | 1986 |
| | | | | | | | | | | | | | |

Q01: OTHER PERSONALITY VARIABLES. Attitudes about self, self-esteem (continued)

| | | | | | | | | | | | | | |
|-------|-----|------------------|-------|-------|-------|-------|-------|-------|-------|-------|-------|-------|-------|
| 12580 | 120 | DO WELL AS OTHRS | | | | | | | | | 2D05I | 2D05I | 2D05I |
| 12580 | 205 | DO WELL AS OTHRS | 5D01D | 5D01D | 5D01D | 5D01D | 5D01D | 5D01D | 5D01D | 5D01D | 5D01D | 5D01D | 5D01D |
| 12580 | 242 | DO WELL AS OTHRS | | | | | | | | | | | |
| 12620 | 120 | SATISFD W MYSELF | | | | | | | | | 2D05J | 2D05J | 2D05J |
| 12620 | 206 | SATISFD W MYSELF | 5D01H | 5D01H | 5D01H | 5D01H | 5D01H | 5D01H | 5D01H | 5D01H | 5D01H | 5D01H | 5D01H |
| 12620 | 243 | SATISFD W MYSELF | | | | | | | | | | | |
| 12660 | 120 | -MUCH TO B PROUD | | | | | | | | | 2D05K | 2D05K | 2D05K |
| 12660 | 206 | -MUCH TO B PROUD | | 5D01L | 5D01L | 5D01L | 5D01L | 5D01L | 5D01L | 5D01L | 5D01L | 5D01L | 5D01L |
| 12660 | 242 | -MUCH TO B PROUD | | | | | | | | | | | |
| 12680 | 120 | I AM NO GOOD | | | | | | | | | 2D05L | 2D05L | 2D05L |
| 12680 | 207 | I AM NO GOOD | | 5D01N | 5D01N | 5D01N | 5D01N | 5D01N | 5D01N | 5D01N | 5D01N | 5D01N | 5D01N |
| 12680 | 242 | I AM NO GOOD | | | | | | | | | | | |
| 12720 | 120 | I DO WRONG THING | | | | | | | | | 2D05M | 2D05M | 2D05M |
| 12720 | 207 | I DO WRONG THING | | 5D01R | 5D01R | 5D01R | 5D01R | 5D01R | 5D01R | 5D01R | 5D01R | 5D01R | 5D01R |
| 12720 | 243 | I DO WRONG THING | | | | | | | | | | | |
| 12750 | 120 | MY LIFE NT USEFL | | | | | | | | | 2D05N | 2D05N | 2D05N |
| 12750 | 208 | MY LIFE NT USEFL | | 5D01U | 5D01U | 5D01U | 5D01U | 5D01U | 5D01U | 5D01U | 5D01U | 5D01U | 5D01U |
| 12750 | 243 | MY LIFE NT USEFL | | | | | | | | | | | |
| 13950 | 208 | EAGR TO LEAV HOM | | | | | 5D01W | 5D01W | 5D01W | 5D01W | 5D01W | 5D01W | 5D01W |
| 13960 | 208 | HST PRT ADLT WL | | | | | 5D01X | 5D01X | 5D01X | 5D01X | 5D01X | 5D01X | 5D01X |
| 23700 | 241 | LIFE MEANINGLESS | | | | | | | | | | | |
| 23710 | 242 | I ENJOY LIFE | | | | | | | | | | | |
| 23720 | 242 | FUTURE HOPELESS | | | | | | | | | | | |
| 23730 | 243 | GOOD TO BE ALIVE | | | | | | | | | | | |

Q02: OTHER PERSONALITY VARIABLES. Locus of control

| | | | | | | | | | | | | | |
|-------|-----|------------------|--------|--------|--------|--------|--------|--------|--------|--------|--------|--------|--------|
| 01210 | 42 | ENJOY FAST PACE | 1A002B | 1A002B | 1A002B | 1A002B | 1A002B | 1A002B | 1A002B | 1A002B | 1A002B | 1A002B | 1A002B |
| 01220 | 42 | THG CHG 2 QUICK | 1A002C | 1A002C | 1A002C | 1A002C | 1A002C | 1A002C | 1A002C | 1A002C | 1A002C | 1A002C | 1A002C |
| 12560 | 205 | LUCK>IMP HRD WRK | 5D01B | 5D01B | 5D01B | 5D01B | 5D01B | 5D01B | 5D01B | 5D01B | 5D01B | 5D01B | 5D01B |
| 12590 | 205 | TRY GT AHD,STOPD | 5D01E | 5D01E | 5D01E | 5D01E | 5D01E | 5D01E | 5D01E | 5D01E | 5D01E | 5D01E | 5D01E |
| 12600 | 206 | PLNNG MKS UNHPPY | 5D01F | 5D01F | 5D01F | 5D01F | 5D01F | 5D01F | 5D01F | 5D01F | 5D01F | 5D01F | 5D01F |
| 12610 | 206 | ACPT LIFE->HAPPR | 5D01G | 5D01G | 5D01G | 5D01G | 5D01G | 5D01G | 5D01G | 5D01G | 5D01G | 5D01G | 5D01G |
| 12630 | 206 | PPL LK ME -CHANC | 5D01I | 5D01I | 5D01I | 5D01I | 5D01I | 5D01I | 5D01I | 5D01I | 5D01I | 5D01I | 5D01I |
| 12640 | 206 | MY PLANS DO WORK | | 5D01J | 5D01J | 5D01J | 5D01J | 5D01J | 5D01J | 5D01J | 5D01J | 5D01J | 5D01J |
| 12700 | 207 | PPL MASTER FATE | | 5D01P | 5D01P | 5D01P | 5D01P | 5D01P | 5D01P | 5D01P | 5D01P | 5D01P | 5D01P |
| 12740 | 208 | PLANS->BTR RSLTS | | 5D01T | 5D01T | 5D01T | 5D01T | 5D01T | 5D01T | 5D01T | 5D01T | 5D01T | 5D01T |

Q03: OTHER PERSONALITY VARIABLES. Loneliness

| | | | | | | | | | | | | | |
|-------|-----|------------------|--|-------|-------|-------|-------|-------|-------|-------|-------|-------|-------|
| 12650 | 206 | OFTN FEEL LONELY | | 5D01K | 5D01K | 5D01K | 5D01K | 5D01K | 5D01K | 5D01K | 5D01K | 5D01K | 5D01K |
| 12670 | 207 | ALWYS SM1 HELP R | | 5D01M | 5D01M | 5D01M | 5D01M | 5D01M | 5D01M | 5D01M | 5D01M | 5D01M | 5D01M |
| 12690 | 207 | OFTN FL LEFT OUT | | 5D01O | 5D01O | 5D01O | 5D01O | 5D01O | 5D01O | 5D01O | 5D01O | 5D01O | 5D01O |
| 12710 | 207 | USLY SM1 TALK TO | | 5D01Q | 5D01Q | 5D01Q | 5D01Q | 5D01Q | 5D01Q | 5D01Q | 5D01Q | 5D01Q | 5D01Q |
| 12730 | 207 | OFT WSH MOR FRND | | 5D01S | 5D01S | 5D01S | 5D01S | 5D01S | 5D01S | 5D01S | 5D01S | 5D01S | 5D01S |
| 12760 | 208 | USLY FRDS BE WTH | | 5D01V | 5D01V | 5D01V | 5D01V | 5D01V | 5D01V | 5D01V | 5D01V | 5D01V | 5D01V |

Q04: OTHER PERSONALITY VARIABLES. Risk taking

| | | | | | | | | | | | | | |
|-------|-----|------------------|-------|-------|-------|-------|-------|-------|-------|-------|-------|-------|-------|
| 07050 | 119 | KICK DO DANGR TH | 2D05E | 2D05E | 2D05E | 2D05E | 2D05E | 2D05E | 2D05E | 2D05E | 2D05E | 2D05E | 2D05E |
| 07050 | 242 | KICK DO DANGR TH | | | | | | | | | | | |
| 07060 | 119 | LIKE RISK SOME X | 2D05F | 2D05F | 2D05F | 2D05F | 2D05F | 2D05F | 2D05F | 2D05F | 2D05F | 2D05F | 2D05F |
| 07060 | 243 | LIKE RISK SOME X | | | | | | | | | | | |
| 31080 | 243 | LIK XPLOE STRANG | | | | | | | | | | | |
| 31090 | 243 | LIK DO FRIGHT TG | | | | | | | | | | | |
| 31100 | 243 | LIK EVN BRK RULE | | | | | | | | | | | |
| 31110 | 244 | PRF FRND EXCITNG | | | | | | | | | | | |


Q05: OTHER PERSONALITY VARIABLES. Trust in others

| | | | | | | | | | | | | | |
|-------|----|-----------------|-------|--------|-------|-------|-------|-------|-------|-------|-------|-------|-------|
| 01550 | 47 | PPL CAN B TRSTD | 1A008 | 1A008 | 1A008 | 1A008 | 1A008 | 1A008 | 1A008 | 1A008 | 1A008 | 1A008 | 1A008 |
| 01560 | 47 | PPL TRY B HLPFL | 1A009 | 1A009 | 1A009 | 1A009 | 1A009 | 1A009 | 1A009 | 1A009 | 1A009 | 1A009 | 1A009 |
| 01570 | 47 | PPL TRY BE FAIR | 1A010 | 1A010* | 1A010 | 1A010 | 1A010 | 1A010 | 1A010 | 1A010 | 1A010 | 1A010 | 1A010 |

Q07: OTHER PERSONALITY VARIABLES. Importance placed on various life goals

| | | | | | | | | | | | | | |
|-------|----|-----------------|--------|--------|--------|--------|--------|--------|--------|--------|--------|--------|--------|
| 01410 | 45 | IMP B SUCCSS WK | 1A007A | 1A007A | 1A007A | 1A007A | 1A007A | 1A007A | 1A007A | 1A007A | 1A007A | 1A007A | 1A007A |
| 01420 | 46 | IMP GD MRRG&FAM | 1A007B | 1A007B | 1A007B | 1A007B | 1A007B | 1A007B | 1A007B | 1A007B | 1A007B | 1A007B | 1A007B |
| 01430 | 46 | IMP LOTS OF \$ | 1A007C | 1A007C | 1A007C | 1A007C | 1A007C | 1A007C | 1A007C | 1A007C | 1A007C | 1A007C | 1A007C |
| 01440 | 46 | IMP TM RCRN&HBY | 1A007D | 1A007D | 1A007D | 1A007D | 1A007D | 1A007D | 1A007D | 1A007D | 1A007D | 1A007D | 1A007D |
| 01450 | 46 | IMP STRG FRDSHP | 1A007E | 1A007E | 1A007E | 1A007E | 1A007E | 1A007E | 1A007E | 1A007E | 1A007E | 1A007E | 1A007E |
| 01460 | 46 | IMP STEADY WORK | 1A007F | 1A007F | 1A007F | 1A007F | 1A007F | 1A007F | 1A007F | 1A007F | 1A007F | 1A007F | 1A007F |
| 01470 | 46 | IMP CNTRBTN SOC | 1A007G | 1A007G | 1A007G | 1A007G | 1A007G | 1A007G | 1A007G | 1A007G | 1A007G | 1A007G | 1A007G |
| 01480 | 46 | IMP LDR COMUNTY | 1A007H | 1A007H | 1A007H | 1A007H | 1A007H | 1A007H | 1A007H | 1A007H | 1A007H | 1A007H | 1A007H |
| 01490 | 46 | IMP CHLD BTR OP | 1A007I | 1A007I | 1A007I | 1A007I | 1A007I | 1A007I | 1A007I | 1A007I | 1A007I | 1A007I | 1A007I |
| 01500 | 47 | IMP LIV CLS PRN | 1A007J | 1A007J | 1A007J | 1A007J | 1A007J | 1A007J | 1A007J | 1A007J | 1A007J | 1A007J | 1A007J |
| 01510 | 47 | IMP GT AWY AREA | 1A007K | 1A007K | 1A007K | 1A007K | 1A007K | 1A007K | 1A007K | 1A007K | 1A007K | 1A007K | 1A007K |
| 01520 | 47 | IMP CRRCT INEQL | 1A007L | 1A007L | 1A007L | 1A007L | 1A007L | 1A007L | 1A007L | 1A007L | 1A007L | 1A007L | 1A007L |
| 01530 | 47 | IMP NEW XPRNCE | 1A007M | 1A007M | 1A007M | 1A007M | 1A007M | 1A007M | 1A007M | 1A007M | 1A007M | 1A007M | 1A007M |

*=item text changed from previous year



| Item Ref. No. | Page Loc. in this Vol. | ITEM DESCRIPTION (ABBREVIATED) | QUESTIONNAIRE LOCATION BY YEAR (FORM, SECTION, AND QUESTION NUMBER) | | | | | | | | | | |
|---------------------|---------------------------------|--------------------------------------|---|------|------|------|------|------|------|------|------|------|------|
| | | | 1976 | 1977 | 1978 | 1979 | 1980 | 1981 | 1982 | 1983 | 1984 | 1985 | 1986 |
| | | | | | | | | | | | | | |

Q07: OTHER PERSONALITY VARIABLES. Importance placed on various life goals (continued)

| | | | | | | | | | | | | | |
|-------|-----|------------------|--------|--------|--------|--------|--------|--------|--------|--------|--------|--------|--------|
| 01540 | 47 | IMP FND PRPS LF | 1A007N | 1A007N | 1A007N | 1A007N | 1A007N | 1A007N | 1A007N | 1A007N | 1A007N | 1A007N | 1A007N |
| 10450 | 171 | JOB OBSTC -WK HD | 4A13J | 4A13J | 4A13J | 4A13J | 4A13J | 4A13J | 4A13J | 4A13J | 4A13J | 4A13J | 4A13J |

Q08: OTHER PERSONALITY VARIABLES. Social, political, cultural orientation

| | | | | | | | | | | | | | |
|-------|-----|------------------|-------|-------|-------|-------|-------|-------|-------|-------|-------|-------|-------|
| 06330 | 109 | INTEREST IN GOVT | 2A11 | 2A11 | 2A11 | 2A11 | 2A11 | 2A11 | 2A11 | 2A11 | 2A11 | 2A11 | 2A11 |
| 06330 | | INTEREST IN GOVT | 3E01 | 3E01 | 3E01 | 3E01 | 3E01 | 3E01 | 3E01 | 3E01 | 3E01 | 3E01 | 3E01 |
| 06330 | 173 | INTEREST IN GOVT | 4A18 | 4A18 | 4A18 | 4A18 | 4A18 | 4A18 | 4A18 | 4A18 | 4A18 | 4A18 | 4A18 |
| 06330 | 199 | INTEREST IN GOVT | 5A19 | 5A19 | 5A19 | 5A19 | 5A19 | 5A19 | 5A19 | 5A19 | 5A19 | 5A19 | 5A19 |
| 06880 | | THK ABT SOC ISSU | 2D03 | 2D03 | 2D03 | 2D03 | 2D03 | 2D03 | 2D03 | 2D03 | 2D03 | 2D03 | 2D03 |
| 06880 | 135 | THK ABT SOC ISSU | 3A02 | 3A02 | 3A02 | 3A02 | 3A02 | 3A02 | 3A02 | 3A02 | 3A02 | 3A02 | 3A02 |
| 06880 | 163 | THK ABT SOC ISSU | 4A05 | 4A05 | 4A05 | 4A05 | 4A05 | 4A05 | 4A05 | 4A05 | 4A05 | 4A05 | 4A05 |
| 06880 | 191 | THK ABT SOC ISSU | 5A02 | 5A02 | 5A02 | 5A02 | 5A02 | 5A02 | 5A02 | 5A02 | 5A02 | 5A02 | 5A02 |
| 07010 | 118 | 2MCH COMPTN SCTY | 2D05A | 2D05A | 2D05A | 2D05A | 2D05A | 2D05A | 2D05A | 2D05A | 2D05A | 2D05A | 2D05A |
| 07020 | 119 | 2MANY YNG SLOPPY | 2D05B | 2D05B | 2D05B | 2D05B | 2D05B | 2D05B | 2D05B | 2D05B | 2D05B | 2D05B | 2D05B |
| 07030 | 119 | 2MUCH HARD ROCK | 2D05C | 2D05C | 2D05C | 2D05C | 2D05C | 2D05C | 2D05C | 2D05C | 2D05C | 2D05C | 2D05C |
| 07040 | 119 | SHD DO OWN THING | 2D05D | 2D05D | 2D05D | 2D05D | 2D05D | 2D05D | 2D05D | 2D05D | 2D05D | 2D05D | 2D05D |
| 07040 | 241 | SHD DO OWN THING | | | | | | | | | | | |
| 07630 | 92 | R LIKES SCHOOL | 1D001 | 1D001 | 1D001 | 1D001 | 1D001 | 1D001 | 1D001 | 1D001 | 1D001 | 1D001 | 1D001 |
| 07630 | 130 | R LIKES SCHOOL | 2E02 | 2E06 | 2E06 | 2E08 | 2E09 | 2E09 | 2E12 | 2E12 | 2E12 | 2E12 | 2E12 |
| 07630 | | R LIKES SCHOOL | 3E08 | 3E07 | 3E07 | 3E07 | 3E07 | 3E07 | | | | | |
| 07630 | | R LIKES SCHOOL | 4E10 | | | | | | | | | | |
| 07630 | | R LIKES SCHOOL | 5E04 | 5E05 | 5E05 | 5E03 | 5E05 | | | | | | |
| 10460 | 171 | JOB OBSTC -CONFM | 4A13K | 4A13K | 4A13K | 4A13K | 4A13K | 4A13K | 4A13K | 4A13K | 4A13K | 4A13K | 4A13K |
| 17570 | | PPL SHD CONFORM | | | | 5E02A | | | | | | | |
| 17580 | | PPL SHD LV HRMNY | | | | 5E02B | | | | | | | |
| 17590 | | PPL SHD B FRANK | | | | 5E02C | | | | | | | |
| 17600 | | PPL SHD THK FREE | | | | 5E02D | | | | | | | |
| 17610 | | PPL SHD B INDPNT | | | | 5E02E | | | | | | | |

Q09: OTHER PERSONALITY VARIABLES. Hostility

| | | | | | | | | | | | | | |
|-------|--|------------------|--|--|--|-------|-------|-------|-------|-------|-------|--|--|
| 19530 | | 3MO/DLY ARG PRNT | | | | 2E08A | 2E08A | 2E07A | 2E07A | 2E07A | 2E07A | | |
| 19540 | | 3MO/DLY ARG AUTH | | | | 2E08B | 2E08B | 2E07B | 2E07B | 2E07B | 2E07B | | |
| 19550 | | 3MO/DLY MAD | | | | 2E08C | 2E08C | 2E07C | 2E07C | 2E07C | 2E07C | | |
| 19560 | | 3MO/DLY MAD,SMH | | | | 2E08D | 2E08D | 2E07D | 2E07D | 2E07D | 2E07D | | |
| 19570 | | 3MO/DLY WANT FGT | | | | 2E08E | 2E08E | 2E07E | 2E07E | 2E07E | 2E07E | | |
| 19580 | | 3MO/DLY DID FGHT | | | | 2E08F | 2E08F | 2E07F | 2E07F | 2E07F | 2E07F | | |

R01: BACKGROUND. Age, sex, race, and marital status

| | | | | | | | | | | | | | |
|-------|-----|------------------|------|-------|-------|-------|-------|------|-------|------|-------|------|-------|
| 00010 | 20 | R'S BIRTH YEAR | 1C01 | 1C01* | 1C01* | 1C01* | 1C01* | 1C01 | 1C01* | 1C01 | 1C01* | 1C01 | 1C01* |
| 00010 | 20 | R'S BIRTH YEAR | 2C01 | 2C01* | 2C01* | 2C01* | 2C01* | 2C01 | 2C01* | 2C01 | 2C01* | 2C01 | 2C01* |
| 00010 | 20 | R'S BIRTH YEAR | 3C01 | 3C01* | 3C01* | 3C01* | 3C01* | 3C01 | 3C01* | 3C01 | 3C01* | 3C01 | 3C01* |
| 00010 | 20 | R'S BIRTH YEAR | 4C01 | 4C01* | 4C01* | 4C01* | 4C01* | 4C01 | 4C01* | 4C01 | 4C01* | 4C01 | 4C01* |
| 00010 | 20 | R'S BIRTH YEAR | 5C01 | 5C01* | 5C01* | 5C01* | 5C01* | 5C01 | 5C01* | 5C01 | 5C01* | 5C01 | 5C01* |
| 00010 | 20 | R'S BIRTH YEAR | | | | | | | | | | | |
| 00020 | 20 | R'S BIRTH MONTH | 1C02 | 1C02 | 1C02 | 1C02 | 1C02 | 1C02 | 1C02 | 1C02 | 1C02 | 1C02 | 1C02 |
| 00020 | 20 | R'S BIRTH MONTH | 2C02 | 2C02 | 2C02 | 2C02 | 2C02 | 2C02 | 2C02 | 2C02 | 2C02 | 2C02 | 2C02 |
| 00020 | 20 | R'S BIRTH MONTH | 3C02 | 3C02 | 3C02 | 3C02 | 3C02 | 3C02 | 3C02 | 3C02 | 3C02 | 3C02 | 3C02 |
| 00020 | 20 | R'S BIRTH MONTH | 4C02 | 4C02 | 4C02 | 4C02 | 4C02 | 4C02 | 4C02 | 4C02 | 4C02 | 4C02 | 4C02 |
| 00020 | 20 | R'S BIRTH MONTH | 5C02 | 5C02 | 5C02 | 5C02 | 5C02 | 5C02 | 5C02 | 5C02 | 5C02 | 5C02 | 5C02 |
| 00020 | 20 | R'S BIRTH MONTH | | | | | | | | | | | |
| 00030 | 20 | R'S SEX | 1C03 | 1C03 | 1C03 | 1C03 | 1C03 | 1C03 | 1C03 | 1C03 | 1C03 | 1C03 | 1C03 |
| 00030 | 20 | R'S SEX | 2C03 | 2C03 | 2C03 | 2C03 | 2C03 | 2C03 | 2C03 | 2C03 | 2C03 | 2C03 | 2C03 |
| 00030 | 20 | R'S SEX | 3C03 | 3C03 | 3C03 | 3C03 | 3C03 | 3C03 | 3C03 | 3C03 | 3C03 | 3C03 | 3C03 |
| 00030 | 20 | R'S SEX | 4C03 | 4C03 | 4C03 | 4C03 | 4C03 | 4C03 | 4C03 | 4C03 | 4C03 | 4C03 | 4C03 |
| 00030 | 20 | R'S SEX | 5C03 | 5C03 | 5C03 | 5C03 | 5C03 | 5C03 | 5C03 | 5C03 | 5C03 | 5C03 | 5C03 |
| 00030 | 20 | R'S SEX | | | | | | | | | | | |
| 00040 | 20 | R'S RACE | 1C04 | 1C04 | 1C04 | 1C04 | 1C04 | 1C04 | 1C04 | 1C04 | 1C04 | 1C04 | 1C04 |
| 00040 | 20 | R'S RACE | 2C04 | 2C04 | 2C04 | 2C04 | 2C04 | 2C04 | 2C04 | 2C04 | 2C04 | 2C04 | 2C04 |
| 00040 | 20 | R'S RACE | | | | | | | | | | | |
| 00040 | 20 | R'S RACE | 3C04 | 3C04 | 3C04 | 3C04 | 3C04 | 3C04 | 3C04 | 3C04 | 3C04 | 3C04 | 3C04 |
| 00040 | 20 | R'S RACE | 4C04 | 4C04 | 4C04 | 4C04 | 4C04 | 4C04 | 4C04 | 4C04 | 4C04 | 4C04 | 4C04 |
| 00040 | 20 | R'S RACE | 5C04 | 5C04 | 5C04 | 5C04 | 5C04 | 5C04 | 5C04 | 5C04 | 5C04 | 5C04 | 5C04 |
| 00040 | 20 | R'S RACE | | | | | | | | | | | |
| 00060 | 20 | R NOT MARRIED | 1C06 | 1C06 | 1C06 | 1C06 | 1C06 | 1C06 | 1C06 | 1C06 | 1C06 | 1C06 | 1C06 |
| 00060 | 20 | R NOT MARRIED | 2C06 | 2C06 | 2C06 | 2C06 | 2C06 | 2C06 | 2C06 | 2C06 | 2C06 | 2C06 | 2C06 |
| 00060 | 20 | R NOT MARRIED | 3C06 | 3C06 | 3C06 | 3C06 | 3C06 | 3C06 | 3C06 | 3C06 | 3C06 | 3C06 | 3C06 |
| 00060 | 20 | R NOT MARRIED | 4C06 | 4C06 | 4C06 | 4C06 | 4C06 | 4C06 | 4C06 | 4C06 | 4C06 | 4C06 | 4C06 |
| 00060 | 20 | R NOT MARRIED | 5C06 | 5C06 | 5C06 | 5C06 | 5C06 | 5C06 | 5C06 | 5C06 | 5C06 | 5C06 | 5C06 |
| 00060 | 20 | R NOT MARRIED | | | | | | | | | | | |
| 08320 | 141 | MARRD OR ENGAGED | 3A18 | 3A18 | 3A18 | 3A18 | 3A18 | 3A18 | 3A18 | 3A18 | 3A18 | 3A18 | 3A18 |

R02: BACKGROUND. Family characteristics

| | | | | | | | | | | | | | |
|-------|----|----------------|--|--|--|--|--|--|--|-------|-------|-------|--|
| 00075 | 21 | # OLDER BR/SIS | | | | | | | | 1C07A | 1C07A | 1C07A | |
| 00075 | 21 | # OLDER BR/SIS | | | | | | | | 2C07A | 2C07A | 2C07A | |
| 00075 | 21 | # OLDER BR/SIS | | | | | | | | 3C07A | 3C07A | 3C07A | |
| 00075 | 21 | # OLDER BR/SIS | | | | | | | | 4C07A | 4C07A | 4C07A | |

349

R02: BACKGROUND. Family characteristics (continued)

R03: BACKGROUND. Living arrangements and household characteristics

[illegible]

[illegible]

R03: BACKGROUND. Living arrangements and household characteristics (continued)

S01: DEVIANCE and VICTIMIZATION. Delinquent behaviors

S02: DEVIANCE and VICTIMIZATION. Driving violations and accidents

[illegible]



| Item Ref. No. | Page Loc. in this Vol. | ITEM DESCRIPTION (ABBREVIATED) | QUESTIONNAIRE LOCATION BY YEAR (FORM, SECTION, AND QUESTION NUMBER) | | | | | | | | | | | |
|---------------------|---------------------------------|--------------------------------------|---|------|------|------|------|------|------|------|------|------|------|--|
| | | | 1976 | 1977 | 1978 | 1979 | 1980 | 1981 | 1982 | 1983 | 1984 | 1985 | 1986 | |
| | | | | | | | | | | | | | | |

S02: DEVIANCE and VICTIMIZATION. Driving violations and accidents (continued)

| | | | | | | | | | | | | | |
|-------|----|------------------|-------|-------|-------|-------|-------|-------|-------|-------|-------|-------|-------|
| 00690 | 27 | #ACCDNTS/12 MO | 4C30 | 4C30 | 4C30 | 4C30 | 4C30 | 4C30 | 4C30 | 4C30 | 4C30 | 4C30 | 4C30 |
| 00690 | 27 | #ACCDNTS/12 MO | 5C30 | 5C30 | 5C30 | 5C30 | 5C30 | 5C30 | 5C30 | 5C30 | 5C30 | 5C30 | 5C30 |
| 00690 | 27 | #ACCDNTS/12 MO | | | | | | | | | | | |
| 00700 | 27 | #ACDTS AFT DRNK | 1C31A | 1C31A | 1C31A | 1C31A | 1C31A | 1C31A | 1C31A | 1C31A | 1C31A | 1C31A | 1C31A |
| 00700 | 27 | #ACDTS AFT DRNK | 2C31A | 2C31A | 2C31A | 2C31A | 2C31A | 2C31A | 2C31A | 2C31A | 2C31A | 2C31A | 2C31A |
| 00700 | 27 | #ACDTS AFT DRNK | 3C31A | 3C31A | 3C31A | 3C31A | 3C31A | 3C31A | 3C31A | 3C31A | 3C31A | 3C31A | 3C31A |
| 00700 | 27 | #ACDTS AFT DRNK | 4C31A | 4C31A | 4C31A | 4C31A | 4C31A | 4C31A | 4C31A | 4C31A | 4C31A | 4C31A | 4C31A |
| 00700 | 27 | #ACDTS AFT DRNK | 5C31A | 5C31A | 5C31A | 5C31A | 5C31A | 5C31A | 5C31A | 5C31A | 5C31A | 5C31A | 5C31A |
| 00700 | 27 | #ACDTS AFT DRNK | | | | | | | | | | | |
| 00710 | 27 | #ACDTS AFT MARJ | 1C31B | 1C31B | 1C31B | 1C31B | 1C31B | 1C31B | 1C31B | 1C31B | 1C31B | 1C31B | 1C31B |
| 00710 | 27 | #ACDTS AFT MARJ | 2C31B | 2C31B | 2C31B | 2C31B | 2C31B | 2C31B | 2C31B | 2C31B | 2C31B | 2C31B | 2C31B |
| 00710 | 27 | #ACDTS AFT MARJ | 3C31B | 3C31B | 3C31B | 3C31B | 3C31B | 3C31B | 3C31B | 3C31B | 3C31B | 3C31B | 3C31B |
| 00710 | 27 | #ACDTS AFT MARJ | 4C31B | 4C31B | 4C31B | 4C31B | 4C31B | 4C31B | 4C31B | 4C31B | 4C31B | 4C31B | 4C31B |
| 00710 | 27 | #ACDTS AFT MARJ | 5C31B | 5C31B | 5C31B | 5C31B | 5C31B | 5C31B | 5C31B | 5C31B | 5C31B | 5C31B | 5C31B |
| 00710 | 27 | #ACDTS AFT MARJ | | | | | | | | | | | |
| 00720 | 27 | #ACDTS AFT OTDG | 1C31C | 1C31C | 1C31C | 1C31C | 1C31C | 1C31C | 1C31C | 1C31C | 1C31C | 1C31C | 1C31C |
| 00720 | 27 | #ACDTS AFT OTDG | 2C31C | 2C31C | 2C31C | 2C31C | 2C31C | 2C31C | 2C31C | 2C31C | 2C31C | 2C31C | 2C31C |
| 00720 | 27 | #ACDTS AFT OTDG | 3C31C | 3C31C | 3C31C | 3C31C | 3C31C | 3C31C | 3C31C | 3C31C | 3C31C | 3C31C | 3C31C |
| 00720 | 27 | #ACDTS AFT OTDG | 4C31C | 4C31C | 4C31C | 4C31C | 4C31C | 4C31C | 4C31C | 4C31C | 4C31C | 4C31C | 4C31C |
| 00720 | 27 | #ACDTS AFT OTDG | 5C31C | 5C31C | 5C31C | 5C31C | 5C31C | 5C31C | 5C31C | 5C31C | 5C31C | 5C31C | 5C31C |
| 00720 | 27 | #ACDTS AFT OTDG | | | | | | | | | | | |
| 22210 | 28 | USE SEATBLT-DRVR | | | | | | | | | | | 2E22 |
| 22210 | 28 | USE SEATBLT-DRVR | | | | | | | | | | | |
| 22220 | 28 | USE SEATBLT-RIDR | | | | | | | | | | | 2E23 |
| 22220 | 28 | USE SEATBLT-RIDR | | | | | | | | | | | |

S03: DEVIANCE and VICTIMIZATION. Victimization experiences

| | | | | | | | | | | | | | |
|-------|-----|-------------------|-------|-------|-------|-------|-------|-------|-------|-------|-------|-------|-------|
| 06680 | 114 | SM1 ROB YRS <\$50 | 2A20A | 2A20A | 2A20A | 2A20A | 2A20A | 2A20A | 2A20A | 2A20A | 2A20A | 2A20A | 2A20A |
| 06690 | 114 | SM1 ROB YRS >\$50 | 2A20B | 2A20B | 2A20B | 2A20B | 2A20B | 2A20B | 2A20B | 2A20B | 2A20B | 2A20B | 2A20B |
| 06700 | 114 | SM1 DMG YR PRPTY | 2A20C | 2A20C | 2A20C | 2A20C | 2A20C | 2A20C | 2A20C | 2A20C | 2A20C | 2A20C | 2A20C |
| 06710 | 115 | SM1 INJR U W/WPN | 2A20D | 2A20D | 2A20D | 2A20D | 2A20D | 2A20D | 2A20D | 2A20D | 2A20D | 2A20D | 2A20D |
| 06720 | 115 | SM1 THRTN U W/WP | 2A20E | 2A20E | 2A20E | 2A20E | 2A20E | 2A20E | 2A20E | 2A20E | 2A20E | 2A20E | 2A20E |
| 06730 | 115 | SM1 INJR YU -WPN | 2A20F | 2A20F | 2A20F | 2A20F | 2A20F | 2A20F | 2A20F | 2A20F | 2A20F | 2A20F | 2A20F |
| 06740 | 115 | SM1 THRT U W/INJ | 2A20G | 2A20G | 2A20G | 2A20G | 2A20G | 2A20G | 2A20G | 2A20G | 2A20G | 2A20G | 2A20G |
| 09871 | 158 | SM1 SCL ROB <\$50 | | 3E10A | 3E10A | | | | 3E08A | 3E08A | 3E08A | 3E08A | 3E08A |
| 09871 | | SM1 SCL ROB <\$50 | 4E11A | | | 5E06A | 5E08A | 5E13A | | | | | |
| 09872 | 158 | SM1 SCL ROB >\$50 | | 3E10B | 3E10B | | | | 3E08B | 3E08B | 3E08B | 3E08B | 3E08B |
| 09872 | | SM1 SCL ROB >\$50 | 4E11B | | | 5E06B | 5E08B | 5E13B | | | | | |
| 09872 | 158 | SM1 SCL DMG PRTY | | 3E10C | 3E10C | | | | 3E08C | 3E08C | 3E08C | 3E08C | 3E08C |
| 09873 | | SM1 SCL DMG PRTY | 4E11C | | | | | | | | | | |
| 09873 | 158 | SM1 SCL DMG PRTY | | 3E10D | 3E10D | 5E06C | 5E08C | 5E13C | | | | | |
| 09874 | | SM1 SCL IN U W/W | 4E11D | | | 5E06D | 5E08D | 5E13D | 3E08D | 3E08D | 3E08D | 3E08D | 3E08D |
| 09874 | | SM1 SCL IN U W/W | | | | | | | | | | | |
| 09874 | 158 | SM1 SCL IN U W/W | | 3E10E | 3E10E | | | | 3E08E | 3E08E | 3E08E | 3E08E | 3E08E |
| 09875 | | SM1 SCL TH U W/W | 4E11E | | | | | | | | | | |
| 09875 | | SM1 SCL TH U W/W | | | | 5E06E | 5E08E | 5E13E | | | | | |
| 09876 | 159 | SM1 SCL IN U -WP | | 3E10F | 3E10F | | | | 3E08F | 3E08F | 3E08F | 3E08F | 3E08F |
| 09876 | | SM1 SCL IN U -WP | 4E11F | | | 5E06F | 5E08F | 5E13F | | | | | |
| 09876 | | SM1 SCL IN U -WP | | | | | | | | | | | |
| 09877 | 159 | SM1 SCL TH U W/I | | 3E10G | 3E10G | | | | 3E08G | 3E08G | 3E08G | 3E08G | 3E08G |
| 09877 | | SM1 SCL TH U W/I | 4E11G | | | 5E06G | 5E08G | 5E13G | | | | | |
| 09877 | | SM1 SCL TH U W/I | | | | | | | | | | | |

T01: HEALTH. Symptoms

| | | | | | | | | | | | | | |
|-------|----|------------------|-------|--------|-------|-------|-------|-------|--------|--------|--------|--------|--------|
| 08850 | | OFTN SHRTNS BRTH | 3D02A | 3D02A* | 3D02A | 3D02A | 3D02A | 3D02A | 3D02A | 3D02A | 3D02A | 3D02A | 3D02A |
| 08860 | | OFTN HEART BEATG | 3D02B | 3D02B* | 3D02B | 3D02B | 3D02B | 3D02B | 3D02B | 3D02B | 3D02B | 3D02B | 3D02B |
| 08870 | | OFTN SPLLS DZZNS | 3D02C | 3D02C* | 3D02C | 3D02C | 3D02C | 3D02C | 3D02C | 3D02C | 3D02C | 3D02C | 3D02C |
| 08880 | | OFTN HNDS TRMBLE | 3D02D | 3D02D* | 3D02D | 3D02D | 3D02D | 3D02D | 3D02D | 3D02D | 3D02D | 3D02D | 3D02D |
| 08890 | | OFTN HNDS SWEATG | 3D02E | 3D02E* | 3D02E | 3D02E | 3D02E | 3D02E | 3D02E | 3D02E | 3D02E | 3D02E | 3D02E |
| 08900 | | OFTN CDNT GT GNG | 3D02F | 3D02F* | 3D02F | 3D02F | 3D02F | 3D02F | 3D02F | 3D02F | 3D02F | 3D02F | 3D02F |
| 21310 | 95 | #DA HEADACHE | | | | | | | 1D015A | 1D015A | 1D015A | 1D015A | 1D015A |
| 21320 | 95 | #DA SORE THROAT | | | | | | | 1D015B | 1D015B | 1D015B | 1D015B | 1D015B |
| 21330 | 96 | #DA SINUS CONG | | | | | | | 1D015C | 1D015C | 1D015C | 1D015C | 1D015C |
| 21340 | 96 | #DA COUGHING | | | | | | | 1D015D | 1D015D | 1D015D | 1D015D | 1D015D |
| 21350 | 96 | #DA CHEST COLD | | | | | | | 1D015E | 1D015E | 1D015E | 1D015E | 1D015E |
| 21360 | 96 | #DA COUGH PHLM | | | | | | | 1D015F | 1D015F | 1D015F | 1D015F | 1D015F |
| 21370 | 96 | #DA SHORT BRTH | | | | | | | 1D015G | 1D015G | 1D015G | 1D015G | 1D015G |
| 21380 | 96 | #DA WHEEZING | | | | | | | 1D015H | 1D015H | 1D015H | 1D015H | 1D015H |
| 21390 | 97 | #DA TRBL REMEM | | | | | | | 1D015I | 1D015I | 1D015I | 1D015I | 1D015I |
| 21400 | 97 | #DA DFCT THINK | | | | | | | 1D015J | 1D015J | 1D015J | 1D015J | 1D015J |
| 21410 | 97 | #DA TRBL LEARN | | | | | | | 1D015K | 1D015K | 1D015K | 1D015K | 1D015K |
| 21420 | 97 | #DA TRBL SLEEP | | | | | | | 1D015L | 1D015L | 1D015L | 1D015L | 1D015L |
| 21430 | 97 | #DA TRBL START | | | | | | | 1D015M | 1D015M | 1D015M | 1D015M | 1D015M |
| 21440 | 97 | #DA STAY HOME | | | | | | | 1D015N | 1D015N | 1D015N | 1D015N | 1D015N |

*=item text changed from previous year

S02: DEVIANCE and VICTIMIZATION. Driving violations and accidents (continued)

S03: DEVIANCE and VICTIMIZATION. Victimization experiences

T01: HEALTH. Symptoms

[illegible]

[illegible]

| Item Ref. No. | QUESTIONNAIRE LOCATION BY YEAR (FORM, SECTION, AND QUESTION NUMBER) | | | | | | | | | | | | | | | |
|---------------------|---|------|------|------|------|------|------|------|------|------|------|------|------|------|------|------|
| | 1987 | 1988 | 1989 | 1990 | 1991 | 1992 | 1993 | 1994 | 1995 | 1996 | 1997 | 1998 | 1999 | 2000 | 2001 | 2002 |
| | | | | | | | | | | | | | | | | |

T01: HEALTH. Symptoms (continued)

| | | | | | | | | | | | | | | | | |
|-------|-------|-------|-------|-------|-------|-------|-------|-------|-------|-------|-------|-------|-------|-------|-------|-------|
| 21520 | 1D018 | 1D018 | 1D018 | 1D018 | 1D018 | 1D018 | 1D018 | 1D018 | 1D018 | 1D018 | 1D018 | 1D018 | 1D018 | 1D018 | 1D018 | 1D018 |
|-------|-------|-------|-------|-------|-------|-------|-------|-------|-------|-------|-------|-------|-------|-------|-------|-------|

T02: HEALTH. Habits

| | | | | | | | | | | | | | | | | |
|-------|-------|-------|-------|-------|-------|-------|-------|--------|-------|-------|-------|-------|-------|-------|-------|-------|
| 05890 | 2A02H | 2A02H | 2A02H | 2A02H | 2A02H | 2A02H | 2A02H | 2A02H | 2A02H | 2A02H | 2A02H | 2A02H | 2A02H | 2A02H | 2A02H | 2A02H |
| 05890 | | | 6A02F | 6A02F | 6A02F | 6A02F | 6A02F | 6A02F* | 6A02F | 6A02F | 6A02F | 6A02F | 6A02F | 6A02F | 6A02F | 6A02F |
| 20690 | | | | | | | | | | | | | | | | |
| 20700 | | | | | | | | | | | | | | | | |
| 20710 | | | | | | | | | | | | | | | | |
| 20720 | | | | | | | | | | | | | | | | |
| 20730 | | | | | | | | | | | | | | | | |
| 20740 | 2E22A | 2E22A | 2E22A | 2E22A | 2E22A | 2E22A | 2E22A | 2E22A | 2E22A | 2E22A | 2E22A | 2E22A | 2E22A | 2E22A | 2E22A | 2E22A |
| 20750 | 2E22B | 2E22B | 2E22B | 2E22B | 2E22B | 2E22B | 2E22B | 2E22B | 2E22B | 2E22B | 2E22B | 2E22B | 2E22B | 2E22B | 2E22B | 2E22B |
| 20760 | 2E22C | 2E22C | 2E22C | 2E22C | 2E22C | 2E22C | 2E22C | 2E22C | 2E22C | 2E22C | 2E22C | 2E22C | 2E22C | 2E22C | 2E22C | 2E22C |
| 20770 | 2E22D | 2E22D | 2E22D | 2E22D | 2E22D | 2E22D | 2E22D | 2E22D | 2E22D | 2E22D | 2E22D | 2E22D | 2E22D | 2E22D | 2E22D | 2E22D |
| 20780 | 2E22E | 2E22E | 2E22E | 2E22E | 2E22E | 2E22E | 2E22E | 2E22E | 2E22E | 2E22E | 2E22E | 2E22E | 2E22E | 2E22E | 2E22E | 2E22E |
| 20790 | 2E22F | 2E22F | 2E22F | 2E22F | 2E22F | 2E22F | 2E22F | 2E22F | 2E22F | 2E22F | 2E22F | 2E22F | 2E22F | 2E22F | 2E22F | 2E22F |
| 22210 | 2E23 | 2E23 | 2E23 | 2E23 | 2E23 | 2E23 | 2E23 | 2E23 | 2E23 | 2E23 | 2E23 | 2E23 | 2E23 | 2E23 | 2E23 | 2E23 |
| 22210 | | | 6C32 | 6C32 | 6C32 | 6C32 | 6C32 | 6C32 | 6C32 | 6C32 | 6C32 | 6C32 | 6C32 | 6C32 | 6C32 | 6C32 |
| 22220 | 2E24 | 2E24 | 2E24 | 2E24 | 2E24 | 2E24 | 2E24 | 2E24 | 2E24 | 2E24 | 2E24 | 2E24 | 2E24 | 2E24 | 2E24 | 2E24 |
| 22220 | | | 6C33 | 6C33 | 6C33 | 6C33 | 6C33 | 6C33 | 6C33 | 6C33 | 6C33 | 6C33 | 6C33 | 6C33 | 6C33 | 6C33 |

T03: HEALTH. Height and weight

| | | | | | | | | | | | | | | | | |
|-------|-------|-------|-------|-------|-------|-------|-------|-------|-------|-------|-------|-------|-------|-------|-------|-------|
| 22150 | 1D019 | 1D019 | 1D019 | 1D019 | 1D019 | 1D019 | 1D019 | 1D019 | 1D019 | 1D019 | 1D019 | 1D019 | 1D019 | 1D019 | 1D019 | 1D019 |
| 22160 | 1D020 | 1D020 | 1D020 | 1D020 | 1D020 | 1D020 | 1D020 | 1D020 | 1D020 | 1D020 | 1D020 | 1D020 | 1D020 | 1D020 | 1D020 | 1D020 |

T04: HEALTH. Medical treatment

| | | | | | | | | | | | | | | | | |
|-------|--------|--------|--------|--------|--------|--------|--------|--------|--------|--------|--------|--------|--------|--------|--------|--------|
| 21450 | 1D016A | 1D016A | 1D016A | 1D016A | 1D016A | 1D016A | 1D016A | 1D016A | 1D016A | 1D016A | 1D016A | 1D016A | 1D016A | 1D016A | 1D016A | 1D016A |
| 21460 | 1D016B | 1D016B | 1D016B | 1D016B | 1D016B | 1D016B | 1D016B | 1D016B | 1D016B | 1D016B | 1D016B | 1D016B | 1D016B | 1D016B | 1D016B | 1D016B |
| 21470 | 1D016C | 1D016C | 1D016C | 1D016C | 1D016C | 1D016C | 1D016C | 1D016C | 1D016C | 1D016C | 1D016C | 1D016C | 1D016C | 1D016C | 1D016C | 1D016C |
| 21480 | 1D016D | 1D016D | 1D016D | 1D016D | 1D016D | 1D016D | 1D016D | 1D016D | 1D016D | 1D016D | 1D016D | 1D016D | 1D016D | 1D016D | 1D016D | 1D016D |
| 21490 | 1D016E | 1D016E | 1D016E | 1D016E | 1D016E | 1D016E | 1D016E | 1D016E | 1D016E | 1D016E | 1D016E | 1D016E | 1D016E | 1D016E | 1D016E | 1D016E |
| 21500 | 1D017A | 1D017A | 1D017A | 1D017A | 1D017A | 1D017A | 1D017A | 1D017A | 1D017A | 1D017A | 1D017A | 1D017A | 1D017A | 1D017A | 1D017A | 1D017A |
| 21510 | 1D017B | 1D017B | 1D017B | 1D017B | 1D017B | 1D017B | 1D017B | 1D017B | 1D017B | 1D017B | 1D017B | 1D017B | 1D017B | 1D017B | 1D017B | 1D017B |
| 22360 | 1B104 | 1B104 | 1B104 | 1B098 | 1B098 | 1B098 | 1B098 | 1B098 | 1B098 | 1B098 | 1B098 | 1B098 | 1B098 | 1B098 | 1B098 | 1B098 |
| 22370 | 1B105 | 1B105 | 1B105 | 1B099 | 1B099 | 1B099 | 1B099 | 1B099 | 1B099 | 1B099 | 1B099 | 1B099 | 1B099 | 1B099 | 1B099 | 1B099 |

*=item text changed from previous year

Appendix A

Sampling Error Estimates and Tables*

All of the percentages reported in this volume are really *estimates* of the response percentages that would have been obtained if, instead of using a sample survey, we had asked all high schools throughout the United States to participate and in all schools that agreed to participate we had invited the whole senior class to fill out the questionnaires. The question naturally arises: How accurate are the present percentage estimates based on a limited number of schools and seniors? For any particular percentage resulting from a sample survey we cannot know exactly how much error has resulted from sampling, but we can make reasonably good estimates of “confidence intervals” – ranges within which the “true” population value is very likely to fall. The word “true” in this context is defined quite narrowly; it refers only to the value that would be found if we had set out to survey the total population—all high school seniors in the United States. Thus, this concept of “true” population value does *not* take account of biases that might occur due to refusals, distortion of responses, faulty question wording, and other factors. Each of these sources of possible error is discussed in the “Representativeness and Validity” section of the Introduction to this volume. The reader is urged to review this material and take it into account along with the sampling error estimates included in this appendix.

The estimation of confidence intervals in surveys involving complex samples can be a highly complicated combination of statistical science plus informed judgment. It is an area in which there is no single “right answer” or “best approach.” We suspect that many of those using this volume will not be especially interested in *how* we have chosen to solve the problems involved in estimating

confidence intervals, so long as we provide guidelines that can be applied in a fairly simple and straightforward manner. This appendix is designed to accomplish that. Appendix B provides a more extensive discussion of how we obtained the confidence intervals shown here, and it also provides guidelines for computing specific confidence intervals for a wider range of possible applications than can be covered in the tables provided in this appendix.

A very rough example of a confidence interval can be stated in these terms: for percentages based on the total sample (all five questionnaire forms), the “true” values are rarely more than 1.5 percent higher or lower than the percentage estimates reported in this volume. How rarely? The chances are much lower than 1 in 20. Indeed, many of the percentages reported for the total sample are accurate to within 1 percent.

Of course, most of the data reported here are based on items included only in one or another of the five questionnaire forms. Since such percentages are based on only one-fifth of the total sample, they are somewhat less accurate. The loss in accuracy is less than might be imagined, however, for reasons spelled out in Appendix B. For present purposes, it is enough to say that percentages based on 3,000 or more seniors responding to one questionnaire form are rarely (less than 1 in 20) farther than 2.4 percent away from the “true” value.

We have thus far provided two very rough illustrations of confidence intervals—a range of ± 1.5 percent for percentages based on the total sample and a range of ± 2.4 percent for percentages based on the number of seniors responding to one questionnaire form. While these two intervals

*Appendixes A and B, which discuss estimates of sampling errors and design effects, were written when there were five questionnaire forms used in each annual survey; a sixth form was added beginning in 1989. Because we believe that there would be very little change in estimates of sampling errors, or in design effects, we have not revised these appendixes to reflect the added form.

provide some notion of the overall range of accuracy of the sample, they fall short of our needs in a number of respects. We need to be able to assign confidence intervals for subgroups such as males, females, those who plan to complete college, and so forth, all of which involve smaller numbers of cases and, thus, some reduction in accuracy. We also need to take account of the fact that, other things being equal, confidence intervals grow smaller when one moves from the middle of the scale (percentages near 50 percent) to the extremes (e.g., 4 percent or 96 percent). Further, we need to provide guidelines for evaluating the difference between two percentages: for example, we may wish to know whether an increase in the percentage of daily marijuana users from one year to the next is large enough to be considered a statistically significant change.

Each of the requirements mentioned above is taken into account in the tables of confidence intervals that follow.

Confidence Intervals for Single Percentages

Table A-1 provides confidence intervals for single percentages that are reasonably good approximations for most *variables* and for most *subgroups* (as well as for the total sample). The table entries slightly underestimate the confidence intervals for regional subgroups and for blacks. These underestimates can be corrected reasonably well by multiplying the entries in Table A-1 by a factor of 1.1 for data based on a single form and by a factor of 1.33 for data based on all five forms. A more serious problem is that the table entries substantially underestimate the confidence intervals for certain variables that tend to be somewhat homogeneous within schools, as well as other factors likely to show clustering according to geographical area or socioeconomic level. A discussion of some of these variables is provided at the end of this appendix.

Table A-1 accommodates various numbers of cases (presented as different columns in the table) and various percentages (presented as different rows in the table). The table entries, when added to and subtracted from the observed percentage, establish the 95 percent confidence interval (calculated as 1.96 sampling errors). Thus, for example, to determine the accuracy of a result of 67.4 percent based on a sample of 1,632 cases, one should first look for the closest values in the table

(in this case, about 70 percent and a number of cases approximately equal to 1,500); next, determine the values to be added to and subtracted from the observed percentage (in this case, the values would be +2.8 percent and -2.9 percent); and then compute the confidence interval around the observed percentage of 67.4 percent (in this case, an interval ranging from 64.5 percent to 70.2 percent). This procedure yields an interval such that, for most variables, the chances are 95 in 100 that, if all high school seniors in the country had been asked to participate in the survey, the resulting percentage would fall within the interval.

Confidence Intervals for Differences between Two Percentages

Table A-2 provides confidence intervals for differences between certain percentages. Specifically, the table can be used for *comparisons* between males and females, between those who do and do not plan to complete four years of college, and between those falling into different categories of the five-level index of drug usage. The above comparisons are appropriate for data from any single year (e.g., male seniors in 1976 compared with female seniors in 1976 or the "marijuana only" seniors in 1977 compared with the "no illicit drugs" seniors in 1977). Table A-2 is also useful in assessing *one-year* trends for any of the above subgroups as well as for the total sample. For example, one may be interested in a confidence interval (or significance level) for the difference between the percentage of female seniors in 1977 who used marijuana and the percentage of female seniors in 1978 who did so. The values in Table A-2 are appropriate for confidence intervals across adjacent years (e.g., 1976 compared with 1977), provided the same subgroup (e.g., females) is being considered both years. The confidence intervals for comparisons across nonadjacent years (e.g., 1976 compared with 1978) are slightly larger.

With appropriate corrections, the entries in Table A-2 can be used for trends covering more than one year and for trends or comparisons involving regional subgroups and blacks. Each of these applications requires some upward adjustment of the table entries; guidelines for such adjustments are provided in the notes accompanying Table A-2.

For information on the derivation of Table A-2 and for guidelines to be used in computing confidence intervals not covered in that table, the

reader is referred to Appendix B.

In order to find the appropriate confidence interval in Table A-2, one must first locate that portion of the table that deals with percentage values closest to the two percentages being compared (for example, if one wished to compare a value of 28.1 percent with one of 35.4 percent, the " $p = 30$ percent or 70 percent" portion of the table would be closest). The next step is to locate the specific table entry that corresponds most closely to the numbers of cases involved in the two percentages being compared (e.g., if those numbers were 1,478 and 1,563 for 28.1 percent and 35.4 percent, the correct table entry would be 3.9 percent). That table entry, when added to and subtracted from the difference between the two percentages, yields the 95 percent confidence interval for the difference. (In the above illustration, that would be 7.3 percent \pm 3.9 percent, or an interval from 3.4 percent to 11.2 percent.) The chances are only 1 in 20 that the "true" difference between two percentages lies outside of this interval.

Another use of Table A-2 is to test whether a difference between two percentages is "statistically significant." If the table entry is smaller than the difference between the two percentages (as is true in the above illustration), then the difference is statistically significant at the 95 percent level (sometimes indicated as $p < .05$).

Some Cautions

The tables provided here are based on averages of large numbers of sampling errors computed across a wide range of the variables that appear in this volume, as well as across all of the subgroups for which data are reported here. We are confident that the values in the tables are reasonably accurate for most purposes, but we must repeat the caution that the tables slightly underestimate confidence intervals for the following groups and comparisons:

- Blacks
- Regions (Northeast, North Central, South, West)
- Comparisons among regions
- Comparisons across nonadjacent years
(e.g., 1976 vs. 1978)

A more important problem is that the tables substantially underestimate the confidence intervals for certain variables that, for various reasons, show greater than average homogeneity within schools. After an extensive, but by no means exhaustive,

sampling of the kinds of variables that might show such clustering by school, we can provide the following examples of the kinds of variables for which Tables A-1 and A-2 substantially underestimate the confidence intervals.

Variables Related to Educational Background and Aspirations. The questionnaire items dealing with father's education, mother's education, high school curriculum (college preparatory vs. all others), and plans for completing four years of college all show an appreciable amount of clustering by school. Accordingly, for such variables the confidence intervals provided in the tables should be doubled.

Other items dealing with plans for technical/vocational schooling, a two-year college program, or graduate/professional study also require adjustment. The confidence intervals in the tables should be multiplied by a factor of 1.5 in order to be applicable to these variables.

It seems clear that the common factor underlying these particular variables is the tendency for family socioeconomic level to be somewhat homogeneous within school districts—some schools serve wealthier populations than do others. That makes the form of sampling we use somewhat less efficient for measuring those variables (such as those listed above) that are closely associated with family socioeconomic level. Therefore, we urge the reader to treat with caution any variables that are likely to be strongly linked to socioeconomic factors. In the absence of more specific computations of sampling errors, a good rule of thumb for dealing with such variables would be to double the confidence intervals provided in Tables A-1 and A-2.

Variables Related to Geographic Location. Another category of variables that are somewhat homogeneous within schools and school districts consists of those things that reflect differences in region and/or urbanicity. An obvious example is a background question asking where the respondent grew up: the response category on a "farm" shows a very high degree of clustering within schools. One would have to more than double the confidence intervals in the tables to deal with such a measure. Similarly, high clustering was found for some responses about religious preference; for example, those whose preference is Baptist are located primarily in the South (and probably heavily in rural areas), whereas those whose preference is Jewish are located primarily in the

Northeast (especially in larger cities). The confidence intervals in Tables A-1 and A-2 should be multiplied by a factor as large as 3 in order to be applicable to such variables.

Other variables that show some greater than average homogeneity within schools include such ideologically related dimensions as frequency of attending religious services, importance of religion, and political preference. Still other variables showing high homogeneity, probably because of their association with urbanicity, include driving (percentage who do not drive at all), working (percentage with no job), and household composition (percentage with father not living in the home). For each of the variables mentioned in this paragraph, the confidence intervals in Tables A-1 and A-2 should be multiplied by a factor of about 1.5.

Variables Involving Use of Alcohol and Marijuana. Extensive work has been done to compute sampling errors and confidence intervals for the drug use measures included in this volume (see

Johnston, Bachman, and O'Malley, 1977, 1979, 1982; Johnston, O'Malley, and Bachman, 1984, especially Appendix B). Most drug use variables show sampling errors that lie within the range of those provided in Tables A-1 and A-2. Usage levels for alcohol and marijuana, however, show some degree of homogeneity within schools, thus requiring that the table levels be adjusted. For items dealing with alcohol use, the entries in Table A-1 should be multiplied by a factor of 1.6; for items dealing with marijuana use, the correction factor is 1.35.

As noted earlier, this appendix has presented guidelines for using the tables of confidence intervals provided herein. Those readers interested in learning more about the rationale underlying such tables, the procedures used to derive the particular tables presented here, and guidelines for further computations of confidence intervals may consult Appendix B of this volume.

Notes to Table A-1

Caution: The entries in this table systematically underestimate confidence intervals for regional subgroups and for blacks. In order to correct these underestimates, the table entries should be multiplied by a factor of 1.1 for data from a single form and by a factor of 1.33 for data based on five forms. Further cautions and corrections are required for some specific variables that relate educational background and aspirations, geographic

location, and the use of alcohol and marijuana (see discussion in the final sections of Appendix A).

The values in this table, when added to and subtracted from an observed percentage, establish the 95 percent confidence interval around that percentage, incorporating a design effect. Table values were calculated using the following formula (adapted from Hays, 1973, p. 379):

$$\text{lower limit} = p - \frac{2N'p + (1.96)^2 - 1.96 \sqrt{4N'p(1-p) + (1.96)^2}}{2[N' + (1.96)^2]}$$

$$\text{upper limit} = \frac{2N'p + (1.96)^2 + 1.96 \sqrt{4N'p(1-p) + (1.96)^2}}{2[N' + (1.96)^2]} - p$$

where p = the proportion, N' is the "effective N ," and $N' = N/(1.3 + 0.00015N)$.
(See Appendix B for a discussion of the concept of "effective N .")

Table A-1
Confidence Intervals (95% Level) around Percentage Values

| | | Number of Cases | | | | | | | | | | | | | | | | | |
|-----|---|-----------------|-----|-----|-----|-----|-----|-------|-------|-------|-------|-------|-------|-------|-------|-------|--------|--------|--------|
| | | 100 | 200 | 300 | 400 | 500 | 700 | 1,000 | 1,500 | 2,000 | 2,500 | 3,000 | 3,500 | 4,000 | 5,000 | 7,000 | 10,000 | 15,000 | 20,000 |
| 99% | + | 0.9 | 0.8 | 0.7 | 0.7 | 0.6 | 0.6 | 0.5 | 0.5 | 0.4 | 0.4 | 0.4 | 0.4 | 0.3 | 0.3 | 0.3 | 0.3 | 0.3 | 0.2 |
| | - | 5.6 | 3.2 | 2.4 | 1.9 | 1.7 | 1.3 | 1.1 | 0.8 | 0.7 | 0.6 | 0.6 | 0.6 | 0.5 | 0.5 | 0.4 | 0.4 | 0.3 | 0.3 |
| 97% | + | 2.1 | 1.8 | 1.6 | 1.4 | 1.3 | 1.2 | 1.0 | 0.9 | 0.8 | 0.8 | 0.7 | 0.7 | 0.6 | 0.6 | 0.6 | 0.5 | 0.5 | 0.5 |
| | - | 6.6 | 4.1 | 3.2 | 2.6 | 2.3 | 1.9 | 1.6 | 1.3 | 1.1 | 1.0 | 0.9 | 0.9 | 0.8 | 0.8 | 0.7 | 0.6 | 0.6 | 0.5 |
| 95% | + | 3.1 | 2.5 | 2.2 | 2.0 | 1.8 | 1.6 | 1.4 | 1.2 | 1.1 | 1.0 | 0.9 | 0.9 | 0.9 | 0.8 | 0.7 | 0.7 | 0.6 | 0.6 |
| | - | 7.4 | 4.7 | 3.7 | 3.1 | 2.7 | 2.3 | 1.9 | 1.5 | 1.4 | 1.2 | 1.1 | 1.1 | 1.0 | 0.9 | 0.8 | 0.8 | 0.7 | 0.7 |
| 90% | + | 4.9 | 3.8 | 3.3 | 2.9 | 2.7 | 2.3 | 2.0 | 1.7 | 1.5 | 1.4 | 1.3 | 1.3 | 1.2 | 1.1 | 1.0 | 0.9 | 0.9 | 0.8 |
| | - | 8.8 | 5.8 | 4.6 | 4.0 | 3.5 | 2.9 | 2.5 | 2.0 | 1.8 | 1.6 | 1.5 | 1.4 | 1.4 | 1.3 | 1.1 | 1.0 | 0.9 | 0.9 |
| 85% | + | 6.6 | 4.8 | 4.1 | 3.6 | 3.3 | 2.9 | 2.5 | 2.1 | 1.9 | 1.7 | 1.6 | 1.5 | 1.5 | 1.4 | 1.2 | 1.1 | 1.0 | 1.0 |
| | - | 9.7 | 6.6 | 5.3 | 4.5 | 4.0 | 3.4 | 2.9 | 2.4 | 2.1 | 1.9 | 1.8 | 1.7 | 1.6 | 1.5 | 1.3 | 1.2 | 1.1 | 1.1 |
| 80% | + | 7.4 | 5.6 | 4.7 | 4.2 | 3.8 | 3.3 | 2.8 | 2.4 | 2.1 | 2.0 | 1.8 | 1.7 | 1.7 | 1.5 | 1.4 | 1.3 | 1.2 | 1.1 |
| | - | 10.3 | 7.1 | 5.7 | 4.9 | 4.4 | 3.7 | 3.1 | 2.6 | 2.3 | 2.1 | 2.0 | 1.8 | 1.8 | 1.6 | 1.5 | 1.3 | 1.2 | 1.2 |
| 70% | + | 9.1 | 6.8 | 5.6 | 5.0 | 4.5 | 3.9 | 3.3 | 2.8 | 2.5 | 2.3 | 2.1 | 2.0 | 1.9 | 1.8 | 1.6 | 1.5 | 1.4 | 1.3 |
| | - | 11.1 | 7.7 | 6.3 | 5.5 | 4.9 | 4.2 | 3.5 | 2.9 | 2.6 | 2.4 | 2.2 | 2.1 | 2.0 | 1.8 | 1.7 | 1.5 | 1.4 | 1.3 |
| 50% | + | 11.0 | 7.9 | 6.5 | 5.7 | 5.1 | 4.4 | 3.7 | 3.1 | 2.8 | 2.5 | 2.4 | 2.2 | 2.1 | 2.0 | 1.8 | 1.6 | 1.5 | 1.4 |
| | - | 11.0 | 7.9 | 6.5 | 5.7 | 5.1 | 4.4 | 3.7 | 3.1 | 2.8 | 2.5 | 2.4 | 2.2 | 2.1 | 2.0 | 1.8 | 1.6 | 1.5 | 1.4 |
| 30% | + | 11.1 | 7.7 | 6.3 | 5.5 | 4.9 | 4.2 | 3.5 | 2.9 | 2.6 | 2.4 | 2.2 | 2.1 | 2.0 | 1.8 | 1.7 | 1.5 | 1.4 | 1.3 |
| | - | 9.1 | 6.8 | 5.6 | 5.0 | 4.5 | 3.9 | 3.3 | 2.8 | 2.5 | 2.3 | 2.1 | 2.0 | 1.9 | 1.8 | 1.6 | 1.5 | 1.4 | 1.3 |
| 20% | + | 10.3 | 7.1 | 5.7 | 4.9 | 4.4 | 3.7 | 3.1 | 2.6 | 2.3 | 2.1 | 2.0 | 1.8 | 1.8 | 1.6 | 1.5 | 1.3 | 1.2 | 1.2 |
| | - | 7.4 | 5.6 | 4.7 | 4.2 | 3.8 | 3.3 | 2.8 | 2.4 | 2.1 | 2.0 | 1.8 | 1.7 | 1.7 | 1.5 | 1.4 | 1.3 | 1.2 | 1.1 |
| 15% | + | 9.7 | 6.6 | 5.3 | 4.5 | 4.0 | 3.4 | 2.9 | 2.4 | 2.1 | 1.9 | 1.8 | 1.7 | 1.6 | 1.5 | 1.3 | 1.2 | 1.1 | 1.1 |
| | - | 6.3 | 4.8 | 4.1 | 3.6 | 3.3 | 2.9 | 2.5 | 2.1 | 1.9 | 1.7 | 1.6 | 1.5 | 1.5 | 1.4 | 1.2 | 1.1 | 1.0 | 1.0 |
| 10% | + | 8.8 | 5.8 | 4.6 | 4.0 | 3.5 | 2.9 | 2.5 | 2.0 | 1.8 | 1.6 | 1.5 | 1.4 | 1.4 | 1.3 | 1.1 | 1.0 | 0.9 | 0.9 |
| | - | 4.9 | 3.8 | 3.3 | 2.9 | 2.7 | 2.3 | 2.0 | 1.7 | 1.5 | 1.4 | 1.3 | 1.3 | 1.2 | 1.1 | 1.0 | 0.9 | 0.9 | 0.8 |
| 5% | + | 7.4 | 4.7 | 3.7 | 3.1 | 2.7 | 2.3 | 1.9 | 1.5 | 1.4 | 1.2 | 1.1 | 1.1 | 1.0 | 0.9 | 0.8 | 0.8 | 0.7 | 0.7 |
| | - | 3.1 | 2.5 | 2.2 | 2.0 | 1.8 | 1.6 | 1.4 | 1.2 | 1.1 | 1.0 | 0.9 | 0.9 | 0.9 | 0.8 | 0.7 | 0.7 | 0.6 | 0.6 |
| 3% | + | 6.6 | 4.1 | 3.2 | 2.6 | 2.3 | 1.9 | 1.6 | 1.3 | 1.1 | 1.0 | 0.9 | 0.9 | 0.8 | 0.8 | 0.7 | 0.6 | 0.6 | 0.5 |
| | - | 2.1 | 1.8 | 1.6 | 1.4 | 1.3 | 1.2 | 1.0 | 0.9 | 0.8 | 0.8 | 0.7 | 0.7 | 0.6 | 0.6 | 0.6 | 0.5 | 0.5 | 0.5 |
| 1% | + | 5.6 | 3.2 | 2.4 | 1.9 | 1.7 | 1.3 | 1.1 | 0.8 | 0.7 | 0.6 | 0.6 | 0.6 | 0.5 | 0.5 | 0.4 | 0.4 | 0.3 | 0.3 |
| | - | 0.9 | 0.8 | 0.7 | 0.7 | 0.6 | 0.6 | 0.5 | 0.5 | 0.4 | 0.4 | 0.4 | 0.4 | 0.3 | 0.3 | 0.3 | 0.3 | 0.3 | 0.2 |

Notes to Table A-2

The entries in this table (which appear on the next four pages) are appropriate for *comparisons* between (a) males and females, (b) those who do and do not plan four years of college, and (c) those falling into different categories of the five-level index of drug usage. The table entries are also appropriate for *one-year trends* for the total sample and any of the subgroups except region. Most other trends and subgroup comparisons require that the table entries be multiplied by an adjustment factor, given below.

Outline of Steps to Follow (see text of appendix for illustrations)

1. Locate the portion of the table with “*p*” values closest to the two percentages being compared.
2. Locate the specific entry closest to the weighted *N*s for the two percentages.
3. Multiply that entry by any necessary adjustment factor (see below).
4. That table value (or adjusted table value), when added to and subtracted from the difference between the two percentages, yields the 95 percent confidence interval for the difference.
5. Also, if the table value (or adjusted table value) is smaller than the difference between the two percentages, then the difference may be described as “statistically significant at the 95 percent level.”

| Adjustment Factors | Adjustment Factor (to be multiplied by table entry) |
|--|---|
| For comparisons between blacks and whites | |
| based on single-form data | * |
| based on five-form data | 1.25 |
| For comparisons between any two regions | |
| based on single-form data | 1.15 |
| based on five-form data | 1.50 |
| For one-year trends involving any region | |
| based on single-form data | * |
| based on five-form data | 1.25 |
| For trends over two or more years involving any region | |
| based on single-form data | * |
| based on five-form data | 1.35 |
| For trends over two or more years involving all other groups | |
| based on single-form data | * |
| based on five-form data | 1.15 |

*Indicates that no adjustment is necessary for category shown.

Note: The table entries were calculated using the following formula: $1.96 \sqrt{p(1-p) \frac{1}{N'_1} + \frac{1}{N'_2}}$

where $N'_1 = N_1/\text{DEFF}$, $N'_2 = N_2/\text{DEFF}$, and $\text{DEFF} = 1.3 + 0.000075 \left[\frac{N_1 N_2}{(N_1 + N_2)} \right]$

| | | $N_1 =$ | 100 | 200 | 300 | 400 | 500 | 700 | 1,000 | 1,500 | 2,000 | 3,000 | 4,000 | 5,000 | 7,000 | 10,000 | 15,000 | 20,000 |
|---------|--------|---------|---------|-----|-----|-----|-----|-----|-------|-------|-------|-------|-------|-------|-------------------|--------|--------|--------|
| $N_2 =$ | 100 | | 6.9 | | | | | | | | | | | | | | | |
| | 200 | | 6.0 | 4.9 | | | | | | | | | | | | | | |
| | 300 | | 5.6 | 4.5 | 4.0 | | | | | | | | | | | | | |
| | 400 | | 5.5 | 4.3 | 3.8 | 3.5 | | | | | | | | | | | | |
| | 500 | | 5.4 | 4.1 | 3.6 | 3.3 | 3.1 | | | | | | | | $p = 5\%$ or 95% | | | |
| | 700 | | 5.2 | 3.9 | 3.4 | 3.1 | 2.9 | 2.7 | | | | | | | | | | |
| | 1,000 | | 5.1 | 3.8 | 3.2 | 2.9 | 2.7 | 2.5 | 2.2 | | | | | | | | | |
| | 1,500 | | 5.1 | 3.7 | 3.1 | 2.8 | 2.6 | 2.3 | 2.1 | 1.9 | | | | | | | | |
| | 2,000 | | 5.0 | 3.6 | 3.1 | 2.7 | 2.5 | 2.2 | 2.0 | 1.7 | 1.6 | | | | | | | |
| | 3,000 | | 5.0 | 3.6 | 3.0 | 2.6 | 2.4 | 2.1 | 1.9 | 1.6 | 1.5 | 1.4 | | | | | | |
| | 4,000 | | 5.0 | 3.6 | 3.0 | 2.6 | 2.4 | 2.1 | 1.8 | 1.6 | 1.4 | 1.3 | 1.2 | | | | | |
| | 5,000 | | 4.9 | 3.6 | 2.9 | 2.6 | 2.3 | 2.0 | 1.8 | 1.5 | 1.4 | 1.2 | 1.2 | 1.1 | | | | |
| | 7,000 | | 4.9 | 3.5 | 2.9 | 2.6 | 2.3 | 2.0 | 1.7 | 1.5 | 1.3 | 1.2 | 1.1 | 1.0 | 1.0 | | | |
| | 10,000 | | 4.9 | 3.5 | 2.9 | 2.5 | 2.3 | 2.0 | 1.7 | 1.4 | 1.3 | 1.1 | 1.1 | 1.0 | 0.9 | 0.9 | | |
| | 15,000 | | 4.9 | 3.5 | 2.9 | 2.5 | 2.3 | 2.0 | 1.7 | 1.4 | 1.3 | 1.1 | 1.0 | 1.0 | 0.9 | 0.8 | 0.8 | |
| | 20,000 | | 4.9 | 3.5 | 2.9 | 2.5 | 2.3 | 1.9 | 1.7 | 1.4 | 1.3 | 1.1 | 1.0 | 0.9 | 0.9 | 0.8 | 0.7 | 0.7 |
| | | | | | | | | | | | | | | | | | | |
| | | | $N_1 =$ | 100 | 200 | 300 | 400 | 500 | 700 | 1,000 | 1,500 | 2,000 | 3,000 | 4,000 | 5,000 | 7,000 | 10,000 | 15,000 |
| $N_2 =$ | 100 | | 9.5 | | | | | | | | | | | | | | | |
| | 200 | | 8.2 | 6.7 | | | | | | | | | | | | | | |
| | 300 | | 7.8 | 6.2 | 5.5 | | | | | | | | | | | | | |
| | 400 | | 7.5 | 5.9 | 5.2 | 4.8 | | | | | | | | | | | | |
| | 500 | | 7.4 | 5.7 | 4.9 | 4.6 | 4.3 | | | | | | | | $p = 10\%$ or 90% | | | |
| | 700 | | 7.2 | 5.4 | 4.7 | 4.3 | 4.0 | 3.7 | | | | | | | | | | |
| | 1,000 | | 7.1 | 5.2 | 4.5 | 4.0 | 3.7 | 3.4 | 3.1 | | | | | | | | | |
| | 1,500 | | 7.0 | 5.1 | 4.3 | 3.8 | 3.5 | 3.2 | 2.8 | 2.6 | | | | | | | | |
| | 2,000 | | 6.9 | 5.0 | 4.2 | 3.7 | 3.4 | 3.0 | 2.7 | 2.4 | 2.2 | | | | | | | |
| | 3,000 | | 6.9 | 4.9 | 4.1 | 3.6 | 3.3 | 2.9 | 2.6 | 2.2 | 2.1 | 1.9 | | | | | | |
| | 4,000 | | 6.8 | 4.9 | 4.1 | 3.6 | 3.3 | 2.8 | 2.5 | 2.2 | 2.0 | 1.8 | 1.7 | | | | | |
| | 5,000 | | 6.8 | 4.9 | 4.0 | 3.6 | 3.2 | 2.8 | 2.4 | 2.1 | 1.9 | 1.7 | 1.6 | 1.5 | | | | |
| | 7,000 | | 6.8 | 4.9 | 4.0 | 3.5 | 3.2 | 2.8 | 2.4 | 2.0 | 1.8 | 1.6 | 1.5 | 1.4 | 1.3 | | | |
| | 10,000 | | 6.8 | 4.8 | 4.0 | 3.5 | 3.2 | 2.7 | 2.3 | 2.0 | 1.8 | 1.6 | 1.4 | 1.4 | 1.3 | 1.2 | | |
| | 15,000 | | 6.8 | 4.8 | 4.0 | 3.5 | 3.1 | 2.7 | 2.3 | 2.0 | 1.8 | 1.5 | 1.4 | 1.3 | 1.2 | 1.1 | 1.1 | |
| | 20,000 | | 6.8 | 4.8 | 4.0 | 3.5 | 3.1 | 2.7 | 2.3 | 1.9 | 1.7 | 1.5 | 1.4 | 1.3 | | | | |

Table A-2 (continued)

| | $N_1 =$ | 100 | 200 | 300 | 400 | 500 | 700 | 1,000 | 1,500 | 2,000 | 3,000 | 4,000 | 5,000 | 7,000 | 10,000 | 15,000 | 20,000 |
|---------|---------|------|-----|-----|-----|-----|-----|-------|-------|-------|-------|-------|-------|-------|--------|--------|--------|
| $N_2 =$ | 100 | 11.3 | | | | | | | | | | | | | | | |
| | 200 | 9.8 | 8.0 | | | | | | | | | | | | | | |
| | 300 | 9.3 | 7.3 | 6.6 | | | | | | | | | | | | | |
| | 400 | 9.0 | 7.0 | 6.2 | 5.7 | | | | | | | | | | | | |
| | 500 | 8.8 | 6.7 | 5.9 | 5.4 | 5.1 | | | | | | | | | | | |
| | 700 | 8.6 | 6.5 | 5.6 | 5.1 | 4.8 | 4.4 | | | | | | | | | | |
| | 1,000 | 8.4 | 6.2 | 5.3 | 4.8 | 4.5 | 4.0 | 3.7 | | | | | | | | | |
| | 1,500 | 8.3 | 6.1 | 5.1 | 4.6 | 4.2 | 3.8 | 3.4 | 3.0 | | | | | | | | |
| | 2,000 | 8.2 | 6.0 | 5.0 | 4.5 | 4.1 | 3.6 | 3.2 | 2.9 | 2.7 | | | | | | | |
| | 3,000 | 8.2 | 5.9 | 4.9 | 4.3 | 3.9 | 3.5 | 3.0 | 2.7 | 2.5 | 2.2 | | | | | | |
| | 4,000 | 8.1 | 5.8 | 4.9 | 4.3 | 3.9 | 3.4 | 2.9 | 2.6 | 2.3 | 2.1 | 2.0 | | | | | |
| | 5,000 | 8.1 | 5.8 | 4.8 | 4.2 | 3.8 | 3.3 | 2.9 | 2.5 | 2.3 | 2.0 | 1.9 | 1.8 | | | | |
| | 7,000 | 8.1 | 5.8 | 4.8 | 4.2 | 3.8 | 3.3 | 2.8 | 2.4 | 2.2 | 1.9 | 1.8 | 1.7 | 1.6 | | | |
| | 10,000 | 8.1 | 5.8 | 4.8 | 4.2 | 3.8 | 3.2 | 2.8 | 2.4 | 2.1 | 1.9 | 1.7 | 1.6 | 1.5 | 1.4 | | |
| | 15,000 | 8.1 | 5.7 | 4.7 | 4.1 | 3.7 | 3.2 | 2.7 | 2.3 | 2.1 | 1.8 | 1.7 | 1.6 | 1.4 | 1.3 | 1.3 | |
| | 20,000 | 8.0 | 5.7 | 4.7 | 4.1 | 3.7 | 3.2 | 2.7 | 2.3 | 2.1 | 1.8 | 1.6 | 1.5 | 1.4 | 1.3 | 1.2 | 1.2 |
| | | | | | | | | | | | | | | | | | |
| | $N_1 =$ | 100 | 200 | 300 | 400 | 500 | 700 | 1,000 | 1,500 | 2,000 | 3,000 | 4,000 | 5,000 | 7,000 | 10,000 | 15,000 | 20,000 |
| $N_2 =$ | 100 | 12.7 | | | | | | | | | | | | | | | |
| | 200 | 11.0 | 9.0 | | | | | | | | | | | | | | |
| | 300 | 10.4 | 8.2 | 7.4 | | | | | | | | | | | | | |
| | 400 | 10.0 | 7.8 | 6.9 | 6.4 | | | | | | | | | | | | |
| | 500 | 9.8 | 7.5 | 6.6 | 6.1 | 5.7 | | | | | | | | | | | |
| | 700 | 9.6 | 7.2 | 6.2 | 5.7 | 5.3 | 4.9 | | | | | | | | | | |
| | 1,000 | 9.4 | 7.0 | 6.0 | 5.4 | 5.0 | 4.5 | 4.1 | | | | | | | | | |
| | 1,500 | 9.3 | 6.8 | 5.7 | 5.1 | 4.7 | 4.2 | 3.8 | 3.4 | | | | | | | | |
| | 2,000 | 9.2 | 6.7 | 5.6 | 5.0 | 4.6 | 3.6 | 3.2 | 3.0 | 2.9 | | | | | | | |
| | 3,000 | 9.1 | 6.6 | 5.5 | 4.9 | 4.4 | 3.9 | 3.4 | 3.0 | 2.8 | 2.5 | | | | | | |
| | 4,000 | 9.1 | 6.5 | 5.4 | 4.8 | 4.3 | 3.8 | 3.3 | 2.9 | 2.6 | 2.4 | 2.2 | | | | | |
| | 5,000 | 9.1 | 6.5 | 5.4 | 4.7 | 4.3 | 3.7 | 3.2 | 2.8 | 2.6 | 2.3 | 2.1 | 2.0 | | | | |
| | 7,000 | 9.1 | 6.5 | 5.4 | 4.7 | 4.2 | 3.7 | 3.2 | 2.7 | 2.5 | 2.2 | 2.0 | 1.9 | 1.8 | | | |
| | 10,000 | 9.0 | 6.5 | 5.3 | 4.7 | 4.2 | 3.6 | 3.1 | 2.7 | 2.4 | 2.1 | 1.9 | 1.8 | 1.7 | 1.6 | | |
| | 15,000 | 9.0 | 6.4 | 5.3 | 4.6 | 4.2 | 3.6 | 3.1 | 2.6 | 2.3 | 2.0 | 1.9 | 1.7 | 1.6 | 1.5 | 1.4 | |
| | 20,000 | 9.0 | 6.4 | 5.3 | 4.6 | 4.2 | 3.6 | 3.1 | 2.6 | 2.3 | 2.0 | 1.8 | 1.7 | 1.6 | 1.5 | 1.4 | 1.3 |

Table A-2 (continued)

| | $N_1 =$ | 100 | 200 | 300 | 400 | 500 | 700 | 1,000 | 1,500 | 2,000 | 3,000 | 4,000 | 5,000 | 7,000 | 10,000 | 15,000 | 20,000 |
|---------|---------|------|------|-----|-----|-----|-----|-------|-------|-------|-------|-------|-----------------------------|-------|--------|--------|--------|
| $N_2 =$ | 100 | 14.5 | | | | | | | | | | | | | | | |
| | 200 | 12.6 | 10.3 | | | | | | | | | | | | | | |
| | 300 | 11.9 | 9.4 | 8.4 | | | | | | | | | | | | | |
| | 400 | 11.5 | 8.9 | 7.9 | 7.3 | | | | | | | | | | | | |
| | 500 | 11.3 | 8.6 | 7.6 | 7.0 | 6.6 | | | | | | | $p = 30\% \text{ or } 70\%$ | | | | |
| | 700 | 11.0 | 8.3 | 7.2 | 6.5 | 6.1 | 5.6 | | | | | | | | | | |
| | 1,000 | 10.8 | 8.0 | 6.8 | 6.2 | 5.7 | 5.2 | 4.7 | | | | | | | | | |
| | 1,500 | 10.6 | 7.8 | 6.6 | 5.9 | 5.4 | 4.8 | 4.3 | 3.9 | | | | | | | | |
| | 2,000 | 10.6 | 7.7 | 6.4 | 5.7 | 5.2 | 4.6 | 4.1 | 3.7 | 3.4 | | | | | | | |
| | 3,000 | 10.5 | 7.6 | 6.3 | 5.6 | 5.1 | 4.4 | 3.9 | 3.4 | 3.2 | 2.9 | | | | | | |
| | 4,000 | 10.4 | 7.5 | 6.2 | 5.5 | 5.0 | 4.3 | 3.8 | 3.3 | 3.0 | 2.7 | 2.5 | | | | | |
| | 5,000 | 10.4 | 7.5 | 6.2 | 5.4 | 4.9 | 4.3 | 3.7 | 3.2 | 2.9 | 2.6 | 2.4 | 2.3 | | | | |
| | 7,000 | 10.4 | 7.4 | 6.1 | 5.4 | 4.9 | 4.2 | 3.6 | 3.1 | 2.5 | 2.3 | 2.2 | 2.1 | 2.2 | | | |
| | 10,000 | 10.4 | 7.4 | 6.1 | 5.3 | 4.8 | 4.2 | 3.6 | 3.0 | 2.7 | 2.4 | 2.2 | 2.1 | 1.9 | 1.8 | | |
| | 15,000 | 10.3 | 7.4 | 6.1 | 5.3 | 4.8 | 4.1 | 3.5 | 3.0 | 2.7 | 2.3 | 2.1 | 2.0 | 1.8 | 1.7 | 1.6 | |
| | 20,000 | 10.3 | 7.4 | 6.1 | 5.3 | 4.8 | 4.1 | 3.5 | 3.0 | 2.6 | 2.3 | 2.1 | 2.0 | 1.8 | 1.7 | 1.6 | 1.5 |
| | | | | | | | | | | | | | | | | | |
| | $N_1 =$ | 100 | 200 | 300 | 400 | 500 | 700 | 1,000 | 1,500 | 2,000 | 3,000 | 4,000 | 5,000 | 7,000 | 10,000 | 15,000 | 20,000 |
| $N_2 =$ | 100 | 15.8 | | | | | | | | | | | | | | | |
| | 200 | 13.7 | 11.2 | | | | | | | | | | | | | | |
| | 300 | 13.0 | 10.3 | 9.2 | | | | | | | | | | | | | |
| | 400 | 12.6 | 9.8 | 8.6 | 8.0 | | | | | | | | | | | | |
| | 500 | 12.3 | 9.4 | 8.2 | 7.6 | 7.2 | | | | | | | $p = 35\% \text{ or } 65\%$ | | | | |
| | 700 | 12.0 | 9.0 | 7.8 | 7.1 | 6.7 | 6.1 | | | | | | | | | | |
| | 1,000 | 11.8 | 8.7 | 7.5 | 6.7 | 6.2 | 5.6 | 5.1 | | | | | | | | | |
| | 1,500 | 11.6 | 8.5 | 7.2 | 6.4 | 5.9 | 5.3 | 4.7 | 4.3 | | | | | | | | |
| | 2,000 | 11.5 | 8.4 | 7.0 | 6.2 | 5.7 | 5.1 | 4.5 | 4.0 | 3.7 | | | | | | | |
| | 3,000 | 11.4 | 8.2 | 6.9 | 6.1 | 5.5 | 4.8 | 4.3 | 3.7 | 3.4 | 3.1 | | | | | | |
| | 4,000 | 11.4 | 8.2 | 6.8 | 6.0 | 5.4 | 4.7 | 4.1 | 3.6 | 3.3 | 3.0 | 2.8 | | | | | |
| | 5,000 | 11.3 | 8.1 | 6.7 | 5.9 | 5.4 | 4.7 | 4.1 | 3.5 | 3.2 | 2.8 | 2.7 | 2.5 | | | | |
| | 7,000 | 11.3 | 8.1 | 6.7 | 5.9 | 5.3 | 4.6 | 4.0 | 3.4 | 3.1 | 2.7 | 2.5 | 2.4 | 2.2 | | | |
| | 10,000 | 11.3 | 8.1 | 6.7 | 5.8 | 5.3 | 4.5 | 3.9 | 3.3 | 3.0 | 2.6 | 2.4 | 2.3 | 2.1 | 2.0 | | |
| | 15,000 | 11.3 | 8.0 | 6.6 | 5.8 | 5.2 | 4.5 | 3.8 | 3.3 | 2.9 | 2.5 | 2.3 | 2.2 | 2.0 | 1.9 | 1.8 | |
| | 20,000 | 11.3 | 8.0 | 6.6 | 5.8 | 5.2 | 4.5 | 3.8 | 3.2 | 2.9 | 2.5 | 2.3 | 2.1 | 2.0 | 1.8 | 1.7 | 1.6 |

Appendix B

Procedures Used to Derive Design Effects and Sampling Errors*

Appendix A provided a very brief and relatively nontechnical explanation of sampling error estimates, accompanied by two tables of confidence intervals that can be used to ascertain the accuracy of most percentages reported in this volume. The present appendix is intended to provide some background concerning the strategy and rationale involved in computing these confidence intervals. It also offers guidance for those wishing to make sampling computations beyond those contained in Appendix A.

This appendix, like the first, is intended to be readable and usable by the nonstatistician. For that reason, we take the time to outline (albeit briefly) a number of relatively elementary factors involved in estimating confidence intervals.

Factors Influencing the Size of Confidence Intervals

The most straightforward types of samples, from a statistical standpoint at least, are simple random samples. In such samples the confidence limits for a proportion are influenced by the size of the sample or subgroups being considered and also by the size of the proportion. For example, the 95 percent confidence interval for a proportion p based on a simple random sample of N cases is approximated by: $p \pm 1.96 \sqrt{p(1-p)/N}$. In a complex probability sample such as the present one, there are a number of other factors that influence the size of confidence limits. This section lists all of the factors that have been taken into account in calculating confidence intervals for use with the data in this volume, beginning with the most simple factors and then proceeding to the more complex.

Number of Cases (N). Other things being equal, the larger a sample (or subgroup within a sample), the smaller or more precise will be the confidence interval for a percentage based on that sample. One of the factors determining the size of the confidence interval is $1/\sqrt{N}$. Thus, for example, if all other things were equal, a sample of 400 would have confidence intervals half as large (or twice as precise) as a sample of 100, because $1/\sqrt{400}$ is half as large as $1/\sqrt{100}$.

Size of Percentage. Other things being equal, percentage values around 50 percent have larger confidence intervals than higher or lower percentage values. This is because another of the factors determining the size of the confidence intervals is $\sqrt{p(1-p)}$, where p is a proportion ranging from 0 to 1.0 (or, to put it in percentage terms, the factor is $\sqrt{x\%(100-x\%)}$). Thus, for example, a proportion of either 0.1 or 0.9 (a percentage of either 10 percent or 90 percent) will have a confidence interval only three-fifths as large as the confidence interval around a proportion of 0.5 (or 50 percent), because $\sqrt{0.1(1-0.1)}$ is three-fifths as large as $\sqrt{0.5(1-0.5)}$.

Design Effects in Complex Samples. Under conditions of simple random sampling, a confidence interval can be determined solely on the basis of the number of cases and the percentage value involved. More complex samples such as the one used in the present study make use of stratification and clustering and often differential weighting of respondent scores, and these all influence sampling error. While stratification tends to heighten the precision of a sample, the effects of clustering and weighting reduce precision

*Appendixes A and B, which discuss estimates of sampling errors and design effects, were written when there were five questionnaire forms used in each annual survey; a sixth form was added beginning in 1989. Because we believe that there would be very little change in estimates of sampling errors, or in design effects, we have not revised these appendixes to reflect the added form.

(compared with a simple random sample of the same size). Therefore, it is not appropriate to apply the standard, simple random sampling formulas to such complex samples in order to obtain estimates of sampling errors, because they would almost always underestimate the actual sampling errors.

Methods exist for correcting for this underestimation, however. Kish (1965, p. 258) defines a correction term called the design effect (DEFF), where:

$$\text{DEFF} = \frac{\text{actual sampling variance}}{\text{expected sampling variance from a simple random sample with same number of elements}}$$

Thus, if the actual sampling variance in a complex sample is four times as large as the expected sampling variance from a simple random sample with the same number of cases, the DEFF is 4. Since confidence intervals are proportionate to the square root of variance, the confidence intervals for such a sample would be twice as large (because the square root of 4 is 2) as the confidence interval for a simple random sample with the same number of cases. A fairly simple and straightforward way of applying the concept of design effect may be to note that an increase in design effect has the same impact on precision as a reduction in the number of cases in a simple random sample. For example, a sample of 16,000 cases with a design effect of 4 would have the same degree of precision (the same size confidence intervals around various percentages) as a simple random sample of 4,000.

In principle, every different statistic resulting from a complex sample can have its own design effect, and different statistics in the same sample may have quite different design effects. However, it is not feasible to compute every design effect, nor would it be feasible to report every one. Thus, in practice, design effects are averaged across a number of statistics and these average values are used to determine the design effects for other statistics based on the sample. Sometimes a single design effect is applied to all statistics of a given type (e.g., percentages) for a given sample. In the present study, however, a rather extensive exploration of design effects revealed a number of systematic differences. These systematic differences have to do with the particular measures being examined, the subgroups involved, and the question of whether a trend over time is being

considered. The most consistent difference involves the number of cases in the group or subgroup for which the design effect is computed.

The Relationship between Subgroup Size and Design Effects. Kish et al. (1976) have observed that design effects tend to be smaller for subgroups than for total samples; moreover, the smaller the subgroup, the smaller the design effect is likely to be. The explanation for this widespread phenomenon is that the average number of cases in each sampling cluster is an important factor in determining the size of the design effect; and as subgroup size decreases, so does this average number of cases per cluster. This point is illustrated by several subgroups treated in the present volume—males, females, those planning four years of college, and those not planning four years of college. All (or virtually all) of the schools in the sample have both male and female students, as well as some students who plan four years of college and others who do not. Thus, each of these four subgroups is spread more or less evenly across the full number of clusters (schools). Since each of these subgroups includes roughly half of the total sample, the average number of cases per cluster is about half as large as for the total sample, and this leads to a smaller design effect than is found for the total sample. Other subgroups involving different patterns of drug use are also distributed more or less evenly across all clusters and thus are subject to the same phenomenon of smaller design effects because of the smaller number of cases per cluster.

One very important exception to the pattern of smaller design effects for subgroups involves the four geographic region subgroups presented in this volume. These subgroups do not cut across all clusters; instead, regions have been described as "segregated" subgroups, in contrast to the "cross-class" subgroups discussed above. For such segregated subgroups, the average number of cases per cluster is about the same as is found in the total sample, and thus the design effects are not lower than those for the total sample (Kish et al., 1976). Another subgroup that is in some respects similar to regional subgroups is the category of blacks. Black respondents are not found equally across high schools throughout the United States. There are, of course, regional differences in proportions of blacks, and these contribute substantially to this lack of equal distribution. In addition, there are patterns of segregation in housing that continue to be reflected in the unequal distribution of blacks in

high schools. The net effect of these several factors is that the black subgroup in our sample is "partially segregated" in a sampling sense as well as in the more usual usage of that word. For that reason, the design effects for blacks are somewhat larger than for other subgroups of approximately similar size.

Because the subgroups consisting of blacks and the four regional groups all have larger design effects than do other subgroups of the same size, it is necessary to adjust the confidence intervals for these subgroups as indicated in Appendix A. (At a later point in the present appendix we will say more about these adjustment factors.)

One other kind of "subgroup" must be noted in this discussion of the relationship between subgroup size and design effects. One-fifth of the total sample filled out each of the five separate questionnaire forms, and thus the respondents to each of these forms may be viewed as a "cross-class" subgroup of the total sample. The average cluster size for a single form is exactly 20 percent of the average cluster size for the total sample. That means, of course, that the single-form samples (which are the basis for the large majority of the data presented in this volume) are distinctly more "efficient" than the sample based on all five forms. Accordingly, single-form data have much smaller design effects (as displayed later in this appendix).

Design Effects for Comparisons between Subgroups. We noted above that a number of subgroups treated in this volume can be described as "cross-class" subgroups, meaning that members of the subgroup are distributed more or less evenly across sampling clusters. For these kinds of subgroups, it turns out that *comparisons* are relatively efficient, from a sampling standpoint. The technical explanation for this phenomenon is that there is a higher degree of covariance between such subgroup pairs than would be the case in a comparison of independent subgroups. Now let us offer a fairly nontechnical illustration to indicate why this is so. Suppose that a researcher interested in the use of marijuana during the senior year of high school obtained data from five high schools concerning female seniors' marijuana use and data from five other high schools concerning male seniors' marijuana use. Suppose that the percentage values for marijuana use during senior year were as follows:

Female seniors (five schools):

60%, 20%, 65%, 30%, 50%

Male seniors (five other schools):

40%, 80%, 25%, 70%, 60%

Even though there is a difference of 10 percentage points between males and females (if the five schools in each case are averaged), there is still so much variability among schools that one would not conclude with very much confidence that females in general are less likely than males to use marijuana during the senior year of high school. Suppose, on the other hand, that the researcher had obtained data from a total of only five schools and had obtained data concerning both male and female seniors in each school as follows:

| | Females | Males |
|----------|---------|-------|
| School A | 60% | 70% |
| School B | 20% | 25% |
| School C | 65% | 80% |
| School D | 30% | 40% |
| School E | 50% | 60% |

The same group of percentages, this time based on five pairings of males and females rather than independent observations, are much more strongly suggestive of systematic differences between the sexes.

A process analogous to that illustrated above is involved when "cross-class" subgroups are compared, and the increased accuracy or sampling efficiency is reflected in relatively small sampling errors and design effects.

Design Effects for Trends. Thus far this discussion of factors influencing design effects and confidence intervals has focused only on groups and subgroups within a single year. But one of the central purposes of the Monitoring the Future project is to monitor trends over time; indeed, the study procedures have been standardized across years insofar as possible in order to provide the opportunity for sensitive measurement of change. One of the factors designed to produce an added degree of consistency from one year to the next is the use of each school for two data collections, which means that for any two successive years half of the sample of schools is the same. This, plus the fact that the other half of the school sample in a given year is from the same primary sampling units as the half sample it replaced, means that there is a good deal of consistency in the sampling and clustering of the sample from one year to the next. As a result, when cross-year comparisons are made (say, between 1976 and 1977), the design effects are appreciably smaller (i.e., the efficiency is greater) than if completely independent samples of schools

had been drawn each year. In other words, the 1976 and 1977 samples are not independent; on the contrary, there is a considerable degree of covariance between them. A similar level of covariance occurs between any pair of adjacent-year samples (e.g., 1977 and 1978), because about half of the schools in both samples were the same. This covariance, or partial "matching," reduces the design effect for differences observed between adjacent years, compared to what they would have been with totally independent samples.

It follows from the discussion above that a trend over an interval greater than one year (e.g., a comparison between 1976 and 1978, which involves totally nonoverlapping school samples) is likely to have a design effect that is larger than that for a comparison between adjacent-year samples.

Variables with Unusually Large Design Effects. Kish et al. (1976) stress the importance of computing sampling errors for many kinds of variables, and they point out that they have found "very wide ranges in values of sampling errors (standard errors and design effects) between diverse variables within the same survey" (p. 21). Our own experience has been that, among most variables, the variation in sampling errors and design effects seems more random than consistent, and thus we are reasonably comfortable with the use of averaging procedures (described below) in order to derive a set of general purpose tables. There are some important exceptions to the above generalization, however. Variables that are likely to be grouped according to geographical area (region and/or urbanicity), as well as variables that may differ systematically from one school to another, show much higher than usual amounts of homogeneity within sample clusters. It follows necessarily that such variables also have much higher than usual design effects. The variables in the Monitoring the Future study that seem most likely to show such high design effects tend to be grouped into the questionnaire segment dealing with background factors and educational aspirations (Section C of all questionnaire forms). These variables were excluded from the process of computing overall design effects and the confidence intervals provided in Tables A-1 and A-2. Appendix A provides a further discussion of some of these variables and offers some suggestions for adjusting the confidence interval tables to deal with them.

Procedures Used in Deriving Design Effects and Tables of Confidence Intervals

Having taken some pains to review the several factors that can influence design effects and confidence intervals, it is now a fairly simple matter for us to summarize the steps followed to compute the tables of confidence intervals shown in Appendix A. We were heavily influenced in this effort by the work of Kish and his colleagues (Kish, 1965; Kish et al., 1976) in two ways. First, we followed their recommendation that sampling errors be computed and averaged across a goodly number of variables and subgroups. Second, we paid particular attention to their observation that design effects tend to be smaller for subgroups than for total samples (a point discussed earlier in this appendix).

Confidence Intervals for Single Percentages. Our procedure was to compute sampling errors and design effects for most of the variables that are common to all five forms (those in the C sections of all questionnaires and those in the B sections of Forms 2 through 5) and for every twentieth variable in the A, D, and E sections. (Form 1 was omitted because most of this form comprises drug-related items, and such items involve high proportions of missing data because respondents are instructed to skip over many questions that are not applicable to them.) Design effects were computed for each of the subgroups reported in this volume, as well as for the total sample. Design effects for each subgroup and for the total were averaged across variables for the C section material (all five forms), the B section material (drug use measures, all four forms), and the sampling of variables from the A, D, and E sections (single-form data). As noted earlier, the variables that showed unusually high levels of homogeneity within sample clusters were excluded from the C section variables when they were averaged. The 1977 data were used for this analysis. Later replication using 1976 data provided nearly identical values.

The averaging process consisted of taking a mean of the *square roots* of the design effects. Kish and his colleagues (1976) refer to the design effect as DEFF and to the square root of the design effect as DEFT; thus $\sqrt{\text{DEFF}} = \text{DEFT}$. We will find it useful to use this terminology in what follows. The rationale for computing means of DEFT rather than DEFF is that the former value is directly proportionate to the size of confidence intervals. A further reason for

doing so is that the values of DEFT approximate a normal distribution much more closely than do the values of DEFF, which are skewed upwards. (A comparison of mean DEFTs and median DEFTs showed them to be quite similar, something that certainly is not true of mean and median DEFFs.)

Bearing in mind that design effects tend to be smaller for subgroups than for total samples and bearing in mind also that confidence intervals are directly proportionate to DEFT and to \sqrt{N} , we plotted the mean DEFT values for the total sample and for all subgroups, in each case relating DEFT to \sqrt{N} . The results are shown in Figure B-1. Note that distinctions are made between "cross-class" and "segregated" subgroups and between mean DEFTs based on five forms and those based on single forms. (The \sqrt{N} values for the latter are, of course, much smaller.)*

Setting aside the "segregated" subgroups (regions and blacks) for the moment, it is clear that the rest of the mean DEFTs in Figure B-1 show a very clear and consistent pattern: the higher the value of \sqrt{N} , the higher the mean DEFT. It turns out that these mean DEFT values are very closely approximated by the function $\text{DEFT} = \sqrt{1.3 + 0.00015N}$, as shown by the solid line in the figure. (The function can also be stated as $\text{DEFF} = 1.3 + 0.00015N$.) The particular parameters in that function were derived empirically, but the basic function (i.e., $\text{DEFT} = \sqrt{a + bN}$) was adapted directly from the work of Kish et al. (1976).

Given the above function that fitted the mean DEFT values for the total sample and the "cross-class" subgroups, we returned to the problem of assigning DEFT values for the "segregated" subgroups. The simplest solution was to select two adjustment factors that could be multiplied by the confidence interval values in Table A-1. These adjustment factors are shown by the dashed lines in Figure B-1; they correspond to multiplying the "standard" DEFT (solid line) by a factor of 1.1 for single-form data and by a factor of 1.33 for five-form data. These adjustments, which were selected on empirical grounds, yield design effects for the "segregated" subgroups that are approximately equal to the design effects for the total sample (treating single-form and five-form data separately, of course). This is reassuring, since Kish et al. (1976) have reported that "segregated" subgroups can in general be expected to show design effects approximately equal to the design effects for the

total sample.

After the data in Figure B-1 were plotted and the form of the main function (indicated by the solid line) was determined, DEFT values for drug use measures (material in Section B of all forms) were checked. It was found that the DEFTs for only two drug categories, alcohol and marijuana, exceeded the values indicated by the function; accordingly, adjustment factors were developed for these two drugs (1.6 and 1.35, respectively).

Confidence Intervals for Differences between Two Percentages. Our procedure here was directly parallel to that followed in determining confidence intervals for single percentages. DEFT values for the differences between 1976 and 1977 percentages were computed using virtually the same set of items as used earlier. Also computed were mean DEFT values for comparisons in the same year between subgroups such as males and females, those who did and did not plan to complete four years of college, blacks and whites, pairings of regions, and pairings of drug use groups. It was found that, for any given level of N , the mean DEFT values for subgroup comparisons were quite similar to the mean DEFT values for one-year trends; accordingly, all of these mean DEFTs were included in Figure B-2, which plots mean DEFTs for differences between percentages. In this figure, as in Figure B-1, the strong relationship was evident between mean DEFTs and the numbers of cases in the two groups being compared. This relationship can be very closely approximated by the function $\text{DEFT} = \sqrt{1.3 + 0.000075N}$ (which can also be stated as $\text{DEFF} = 1.3 + 0.000075N$), where $N = 2N_1N_2/N_1 + N_2$.

It was expected on grounds of sampling theory that, as we found earlier, the function that fit most differences between percentages would not fit differences involving regions and differences involving blacks. In fact, the data indicated that some adjustment is necessary for black-white comparisons using data from all five forms and, also, for comparisons as well as trends involving any region. We have not tried to show those adjustments in Figure B-2, but the several values involved are shown in the guidelines to Table A-2.

It was also expected on the grounds of sampling theory that trends across an interval of two or more years would show somewhat higher values of DEFT than one-year trends. It turned out that this was true only for data from all five forms; data based on one form only did not show significantly

*The five-form data consisted of C section material, excluding those variables related to region, urbanicity, and/or socioeconomic level.

Figure B-1
Design Effects for Single Percentages

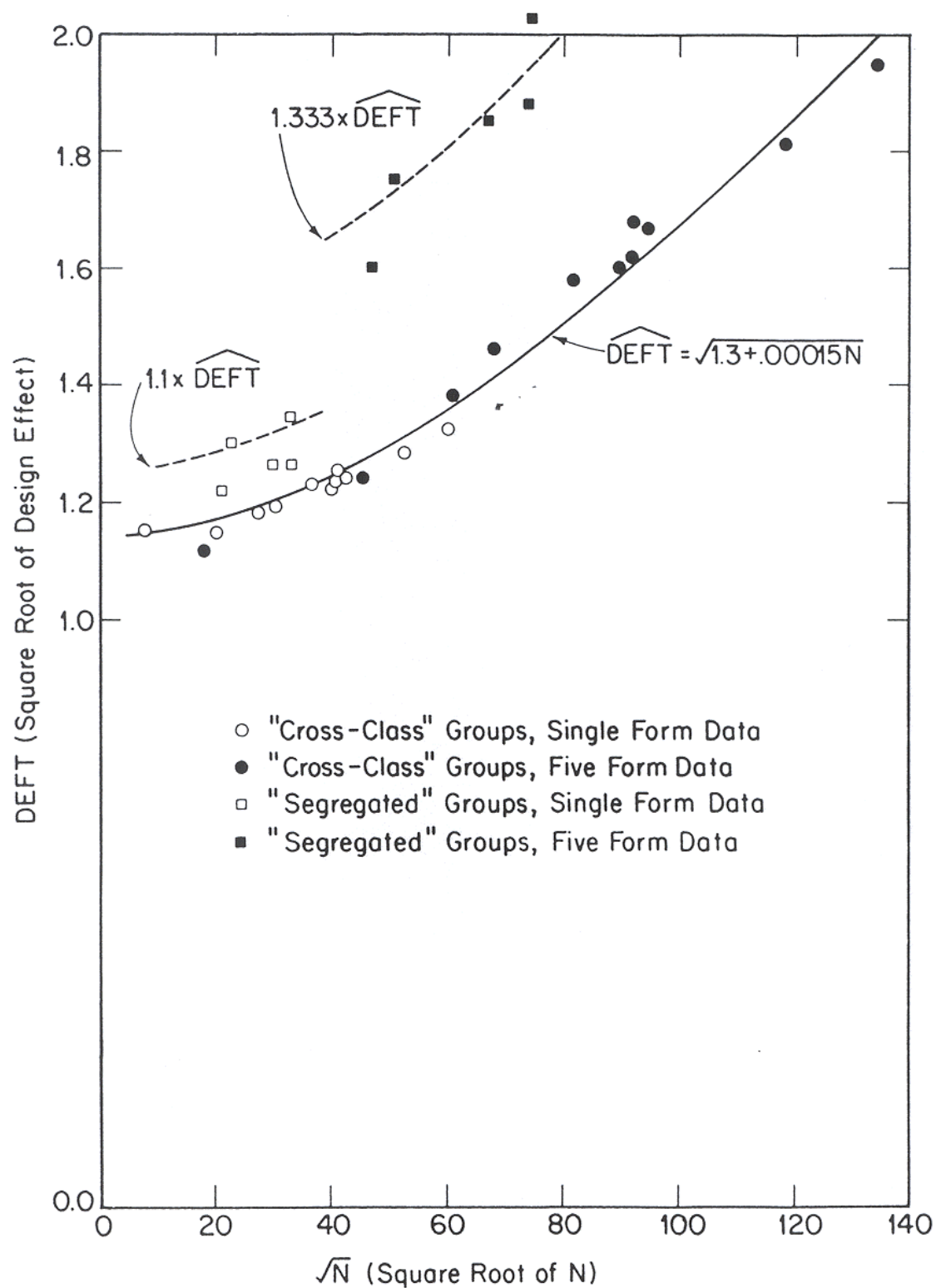
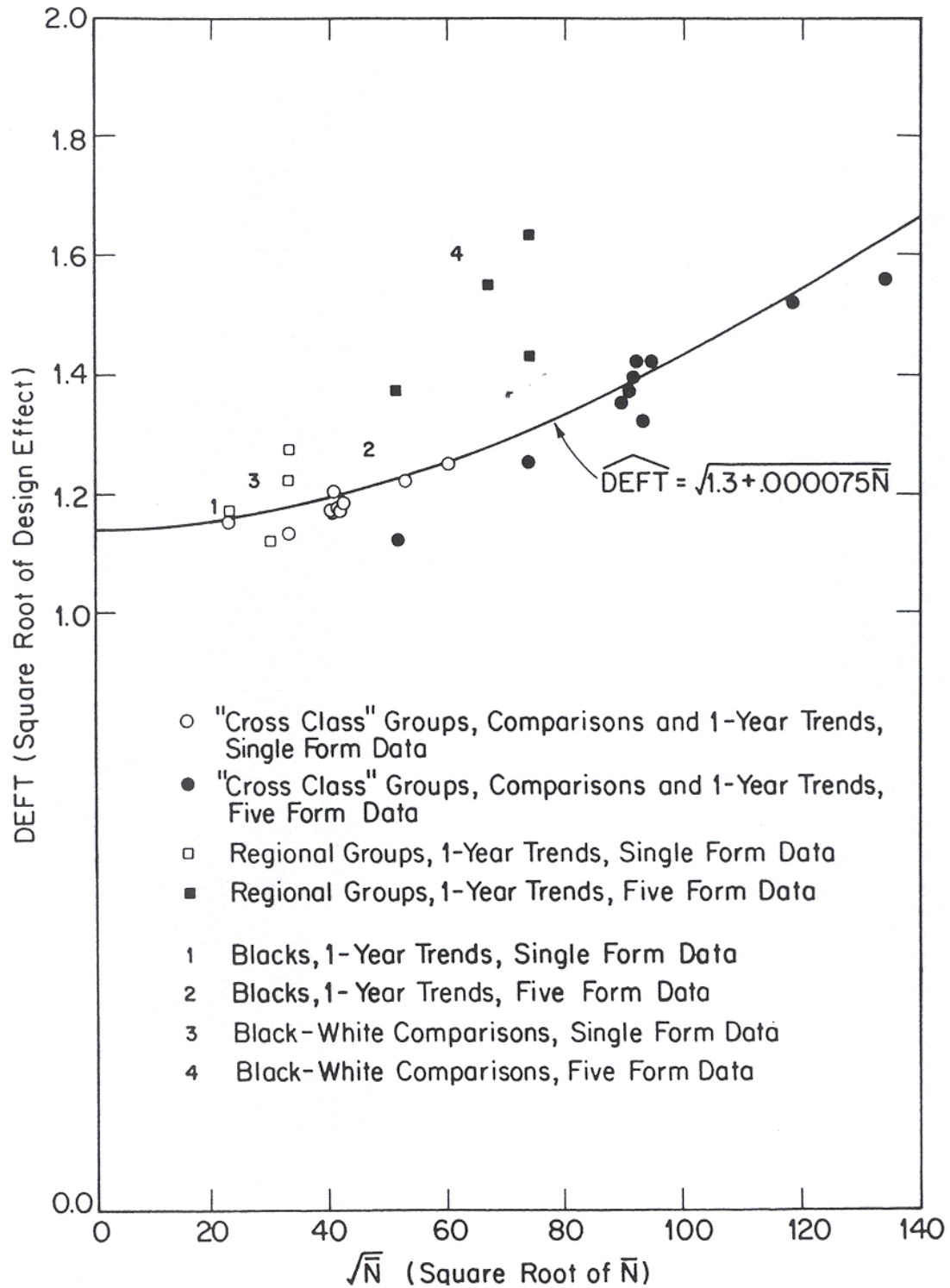


Figure B-2
Design Effects for Differences between Percentages



higher values. The adjustment factors for trends involving five forms over two or more years are shown in Table A-2.

Use of Weighted Numbers of Cases in Entering Confidence Interval Tables. We should mention in passing that the recommendations for using the tables in Appendix A indicated that *weighted N* values should be used. The computer program that generated our design effect statistics makes use of weights in calculating percentages and actual sampling variances. But in computing the DEFF ratio, defined as the actual sampling variance divided by the expected sampling variance from a simple random sample with the same number of elements, the program makes use of the *unweighted* numbers of cases to determine "the same number of elements." Since the mean weights used in the 1975, 1976, and 1977 data tables are slightly lower than 1.0, this means that when entering the tables in Appendix A with weighted data from those years, one is being very slightly "conservative" (slightly reduced risk of a Type 1 error; slightly increased risk of a Type 2 error). It is important to realize that if one took the trouble to make corrections for this "conservatism," the correction would rarely be as great as multiplying the Table A-1 and Table A-2 entries by a factor of about 0.95; and, in the large majority of cases, the correction would involve multiplying by a factor of about 0.98. We find such discrepancies to be trivially small, particularly when compared with what Kish et al. (1976, p. 12) describe as the "heroic simplifications" required in some of the steps leading to general purpose tables of design effects and confidence intervals.

Before the 1978 data tables were produced, we had come to realize the advantages in having weighted values that averaged 1.0; accordingly, beginning with the 1978 data, the weighted *N* values in the tables do approximate the actual numbers of cases quite closely. But it was impractical to redo the 1975 through 1977 data tables to incorporate this refinement. Another alternative would have been to employ slightly different versions of Tables A-1 and A-2, containing slightly different confidence intervals for each of those three years; however, we felt that such an approach could introduce confusion when cross-year comparisons were made. Thus, we opted for the solution that seems to us to be most simple and manageable, even though it involves the slight degree of "conservatism" noted above. For readers

who find this solution undesirable, we have included Table B-1, which presents weighted and unweighted *N*s for the various subgroups for each year. Table B-1 contains *N*s for all five forms (except for 1975, which shows *N*s for Forms 2 through 5). Thus, readers who wish to avoid the slight "conservatism" (and also to be more precise for subgroups in 1978 and later whose average weight is not exactly 1.0) may determine the unweighted *N*s. Some correction for missing data should be made in this case; this can be accomplished by calculating the percentage of missing data (using the weighted *N*s from the data table and the weighted *N* from Table B-1) and adjusting the unweighted *N* accordingly. These adjusted unweighted *N*s can then be used in Appendix A.

Further Applications of These Design Effects and Sampling Errors

One of the reasons for providing the above review of the factors influencing design effects and confidence intervals, and the procedures used in computing our confidence interval tables, is to provide sufficient background and data to permit the interested reader to go beyond the material provided in Appendix A. In this section we consider two specific extensions, the calculation of levels of "statistical significance" higher than 95 percent and the computation of means and their confidence intervals.

Calculating Confidence Intervals for Higher Levels of Statistical Significance. The entries contained in Tables A-1 and A-2 provide the 95 percent confidence level (also referred to as the .05 level of significance). These entries were computed by multiplying the standard error (square root of sample variance) by a factor of 1.96. The 99 percent confidence interval (.01 level of significance) uses a factor of 2.58 standard errors, and the 99.9 percent confidence interval (.001 level of significance) uses a factor of 3.29 standard errors. To convert the entries in Tables A-1 and A-2 to these higher levels, it is necessary only to multiply the entries by the appropriate constant shown below (keeping in mind that any other adjustments required in the tables must also be applied):

| Confidence Interval | Significance Level | Multiply Entries by the Following: |
|---------------------|--------------------|------------------------------------|
| 99.0% | .01 | 2.58/1.96 = 1.32 |
| 99.9% | .001 | 3.29/1.96 = 1.68 |

Table B-1
Sample Sizes (Unweighted and Weighted) in Subgroups by Year

| | Number of Cases | | | | | | | | | | | | | | |
|-----------------------|-----------------|---------------|---------------|---------------|---------------|---------------|---------------|---------------|---------------|---------------|---------------|---------------|---------------|---------------|--|
| | Class of 1975* | Class of 1976 | Class of 1977 | Class of 1978 | Class of 1979 | Class of 1980 | Class of 1981 | Class of 1982 | Class of 1983 | Class of 1984 | Class of 1985 | Class of 1986 | Class of 1987 | Class of 1988 | |
| | Unwtd Wtd | Unwtd Wtd | Unwtd Wtd | Unwtd Wtd | Unwtd Wtd | Unwtd Wtd | Unwtd Wtd | Unwtd Wtd | Unwtd Wtd | Unwtd Wtd | Unwtd Wtd | Unwtd Wtd | Unwtd Wtd | Unwtd Wtd | |
| Total Sample | 12627 12108 | 16678 15138 | 18436 15830 | 18924 18916 | 16662 16662 | 16524 16524 | 18267 18267 | 18348 18348 | 16947 16947 | 16499 16499 | 16502 16502 | 15713 15713 | 16843 16843 | 16795 16795 | |
| Sex: | | | | | | | | | | | | | | | |
| Male | 5799 5571 | 7999 7241 | 8449 7358 | 8603 8779 | 7889 7778 | 7935 7744 | 8775 8725 | 8979 8828 | 8106 8074 | 7653 7800 | 7620 7776 | 7231 7261 | 7843 7912 | 8039 7861 | |
| Female | 6371 6100 | 7924 7257 | 9188 7850 | 9416 9266 | 8139 8232 | 7874 8078 | 8752 8865 | 8610 8788 | 8160 8227 | 8144 8029 | 8287 8164 | 7843 7855 | 8373 8340 | 8170 8342 | |
| Race: | | | | | | | | | | | | | | | |
| White | ** ** | 12933 11796 | 13818 12240 | 14663 14847 | 13432 13299 | 12894 12846 | 13625 13985 | 13753 13887 | 12697 12806 | 12223 12337 | 12162 12291 | 11311 11713 | 12290 12478 | 12011 12051 | |
| Black | ** ** | 1806 1716 | 2500 1938 | 2205 2096 | 1617 1742 | 1939 2098 | 2495 2265 | 2203 2080 | 2191 2067 | 2281 2244 | 2195 1995 | 1901 1649 | 1760 1708 | 2156 2063 | |
| Region: | | | | | | | | | | | | | | | |
| Northeast | 3014 2695 | 4034 3570 | 4760 3959 | 4841 4607 | 3926 4016 | 4281 3877 | 4269 4290 | 4719 4741 | 4130 4056 | 3658 3387 | 3615 3878 | 3433 3720 | 3875 3611 | 3706 3348 | |
| North Central | 3951 3832 | 5098 4687 | 5697 4758 | 5576 5411 | 5385 4874 | 4340 4873 | 5069 5484 | 5223 5383 | 4245 4784 | 4018 4612 | 4612 4516 | 4392 4440 | 4664 4489 | 4892 4435 | |
| South | 3366 3857 | 4177 4597 | 4908 4820 | 5566 6292 | 4713 5055 | 4667 5049 | 5513 5600 | 5191 5551 | 5522 5434 | 5726 5568 | 5263 5028 | 4910 4855 | 5035 5431 | 4712 5753 | |
| West | 2296 1724 | 3369 2284 | 3071 2294 | 2941 2605 | 2638 2717 | 3236 2726 | 3416 2893 | 3215 2672 | 3050 2673 | 3097 2932 | 3012 3079 | 2978 2698 | 3269 3313 | 3485 3260 | |
| College Plans: | | | | | | | | | | | | | | | |
| Complete 4 years | ** ** | 7963 6994 | 8933 7407 | 9264 8844 | 8571 8203 | 9191 8658 | 10256 9878 | 9851 9360 | 9342 9062 | 9114 9103 | 9592 9448 | 9655 9291 | 10791 10465 | 11118 10774 | |
| None or under 4 years | ** ** | 7179 6877 | 7764 7048 | 7857 8413 | 6715 7063 | 5995 6578 | 6486 7008 | 6971 7507 | 6214 6555 | 6002 6124 | 5588 5770 | 4855 5277 | 4737 5135 | 4464 4822 | |
| Illicit Drug Use: | | | | | | | | | | | | | | | |
| None | 4329 4400 | 6532 6091 | 6672 5878 | 6400 6595 | 5426 5654 | 5322 5591 | 5954 6148 | 6157 6328 | 6001 6082 | 6124 6199 | 6401 6412 | 6491 6535 | 7035 7188 | 7411 7606 | |
| Marijuana only | 2044 1894 | 3950 3457 | 4955 4050 | 5354 5214 | 4756 4610 | 4480 4357 | 4313 4179 | 4127 4040 | 3657 3599 | 3585 3529 | 3541 3449 | 3228 3125 | 3569 3514 | 3688 3605 | |
| Few pills | 1163 1113 | 1942 1736 | 2173 1813 | 2329 2304 | 2171 2168 | 2150 2104 | 2297 2306 | 2449 2439 | 2308 2315 | 2198 2196 | 2228 2264 | 2147 2223 | 2138 2142 | 2131 2133 | |
| More pills | 2157 1989 | 3427 2987 | 3857 3266 | 3906 3885 | 3622 3543 | 3873 3760 | 4972 4925 | 4896 4839 | 4333 4306 | 3946 3936 | 3737 3802 | 3261 3264 | 3501 3410 | 3001 2896 | |
| Any heroin | 231 216 | 319 268 | 321 280 | 289 302 | 193 186 | 186 180 | 183 189 | 212 210 | 210 206 | 206 207 | 196 193 | 160 161 | 189 203 | 186 186 | |

NOTE: The sample sizes for questions on a single form are approximately one-fifth of the Ns given above for 1975–88 and one-sixth of the Ns given above for 1989 and later.

*The number of cases shown for 1975 is based on Forms 2 through 5 only, because the data from Form 1 are intentionally not included in tabulations based on drug and demographic items that appeared in all forms.

**Missing data problems were severe for race and college plans in 1975; accordingly, these data have been excluded from all tables in the 1975 report.

Table B-1 (cont.)
Sample Sizes (Unweighted and Weighted) in Subgroups by Year

| | Number of Cases | | | | | | | | | | | | | | |
|-----------------------|-----------------|---------------|---------------|---------------|---------------|---------------|---------------|---------------|---------------|---------------|---------------|---------------|---------------|---------------|--|
| | Class of 1989 | Class of 1990 | Class of 1991 | Class of 1992 | Class of 1993 | Class of 1994 | Class of 1995 | Class of 1996 | Class of 1997 | Class of 1998 | Class of 1999 | Class of 2000 | Class of 2001 | Class of 2002 | |
| | Unwtd Wtd | Unwtd Wtd | Unwtd Wtd | Unwtd Wtd | Unwtd Wtd | Unwtd Wtd | Unwtd Wtd | Unwtd Wtd | Unwtd Wtd | Unwtd Wtd | Unwtd Wtd | Unwtd Wtd | Unwtd Wtd | Unwtd Wtd | |
| Total Sample | 17142 17142 | 15676 15676 | 15483 15483 | 16251 16251 | 16763 16763 | 15929 15929 | 15876 15876 | 14823 14823 | 15963 15963 | 15780 15780 | 14056 14056 | 13286 13286 | 13304 13304 | 13544 13544 | |
| Sex: | | | | | | | | | | | | | | | |
| Male | 8387 8156 | 7799 7862 | 7625 7617 | 7428 7582 | 7484 7708 | 7015 7095 | 7211 7293 | 6687 6806 | 7215 7269 | 7105 7286 | 6410 6485 | 5901 5991 | 5911 5962 | 6029 5992 | |
| Female | 8223 8471 | 7280 7241 | 7233 7277 | 8114 8053 | 8459 8310 | 8104 8075 | 7935 7891 | 7334 7261 | 7781 7793 | 7798 7618 | 6901 6804 | 6477 6492 | 6499 6543 | 6560 6679 | |
| Race: | | | | | | | | | | | | | | | |
| White | 12235 12250 | 11191 11410 | 10222 10754 | 10721 11029 | 10985 11274 | 10473 10786 | 10744 11012 | 9133 9890 | 9434 10210 | 9781 10280 | 9180 9499 | 8123 8447 | 7780 8187 | 8320 8396 | |
| Black | 2074 2038 | 1567 1614 | 1951 1757 | 2527 2244 | 2249 2045 | 1789 1761 | 1771 1693 | 2221 1719 | 2420 2001 | 1947 1885 | 1793 1692 | 2027 1707 | 1815 1567 | 1490 1443 | |
| Region: | | | | | | | | | | | | | | | |
| Northeast | 3728 3305 | 3225 3358 | 3321 2862 | 3462 2887 | 3278 2848 | 3073 2807 | 3358 2881 | 4032 3122 | 3940 3405 | 3358 2952 | 3012 2572 | 3052 2616 | 3314 2591 | 3219 2641 | |
| North Central | 4352 4589 | 4125 4284 | 4184 4089 | 4711 4529 | 4667 4717 | 4002 4124 | 3476 4380 | 3132 3878 | 3639 4249 | 3535 3948 | 3352 3668 | 3359 3252 | 2751 3753 | 3511 3407 | |
| South | 5599 6255 | 4946 5262 | 4773 5330 | 5105 5787 | 4937 5902 | 5166 5861 | 6069 5593 | 5146 5345 | 5704 5469 | 5682 5928 | 5108 5108 | 4665 4687 | 4540 4300 | 4201 4534 | |
| West | 3463 2992 | 3380 2773 | 3205 3202 | 2973 3048 | 3881 3296 | 3688 3138 | 2973 3022 | 2513 2479 | 2680 2839 | 3205 2952 | 2584 2708 | 2210 2732 | 2699 2659 | 2613 2961 | |
| College Plans: | | | | | | | | | | | | | | | |
| Complete 4 years | 11357 11108 | 10461 10245 | 10524 10402 | 11445 11339 | 11832 11731 | 11460 11226 | 11605 11396 | 10740 10954 | 11347 11226 | 11499 11260 | 10550 10344 | 9753 9471 | 9775 9678 | 10077 9908 | |
| None or under 4 years | 4560 4889 | 4075 4332 | 3879 4089 | 3513 3813 | 3491 3780 | 3221 3542 | 3043 3351 | 2825 2746 | 3094 3342 | 2891 3157 | 2570 2848 | 2212 2654 | 2319 2563 | 2172 2492 | |
| Illicit Drug Use: | | | | | | | | | | | | | | | |
| None | 8195 8253 | 7916 8006 | 8443 8464 | 9393 9441 | 9272 9373 | 8260 8395 | 7890 7996 | 6996 7101 | 7121 7054 | 7008 7024 | 6196 6206 | 5965 5917 | 5988 5941 | 6102 6120 | |
| Marijuana only | 3458 3374 | 2975 2901 | 2724 2657 | 2578 2523 | 2834 2720 | 3001 2863 | 3329 3255 | 3402 3254 | 3868 3835 | 3865 3818 | 3555 3483 | 3284 3210 | 3204 3195 | 3177 3050 | |
| Few pills | 2071 2057 | 1857 1872 | 1714 1742 | 1698 1757 | 1776 1829 | 1734 1762 | 1731 1756 | 1564 1654 | 1711 1708 | 1693 1710 | 1461 1467 | 1277 1348 | 1369 1420 | 1356 1383 | |
| More pills | 2832 2889 | 2390 2380 | 2085 2128 | 1975 1974 | 2252 2281 | 2248 2259 | 2273 2247 | 2142 2149 | 2420 2532 | 2419 2443 | 2189 2252 | 1964 2056 | 2073 2121 | 2134 2238 | |
| Any heroin | 224 222 | 185 194 | 141 141 | 184 199 | 185 187 | 188 185 | 259 250 | 264 263 | 315 320 | 299 301 | 282 283 | 287 316 | 224 236 | 216 219 | |

NOTE: The sample sizes for questions on a single form are approximately one-fifth of the Ns given above for 1975–88 and one-sixth of the Ns given above for 1989 and later.

Computing Means and Their Confidence Intervals. Many of the questionnaire items included in this volume have ordinal response scales (e.g., agree, mostly agree, neither, mostly disagree, disagree), and it is often the case that a survey analyst will be willing to treat such scales as if they involved equal intervals. In such cases, means and standard deviations are more "efficient" in their use of information than are dichotomies that yield a single percentage or a pair of percentages (e.g., those who respond "agree" or "mostly agree" vs. all others). It is a relatively straightforward matter to compute means and standard deviations for the total sample or any of the subgroups treated in this volume. The problem, then, is to be able to specify confidence intervals for the means or for the differences between pairs of means. In the case of simple random samples, one needs only the means, standard deviations (or variances), and numbers of cases in order to compute confidence intervals. But in complex samples such as the present one, it is also necessary to take account of design effects. If an estimate of design effect is available, one of the simplest procedures to follow is to divide the actual numbers of cases by the design effect (thereby "depreciating" the actual number to its equivalent value in simple random sample terms) and then employ the standard statistical procedures that have been developed for application to simple random samples. Thus, for example, if the design effect (DEFF) for a sample of 18,000 were 4, then one could divide the 18,000 by 4 and the result, 4,500, could be entered as the value of " N " in statistical tables and formulas designed for use with simple random samples. To take another example, if one were comparing means based on two subgroups, each involving about 9,000 cases, and if the DEFF (for both subgroups) was 2, then one could compute the significance of the difference between the two means as if the N for each group were 4,500 (i.e., 9,000 divided by 2).

In short, the strategy involves dividing the actual number of cases by the appropriate DEFF in order to get a "simple random sampling equivalent N " or, more simply, an "effective N " for use in statistical procedures designed for random samples.

Design Effects for Use in Computing "Effective N s." In order to employ the strategy outlined

above, one must have estimates of design effects that are judged to be appropriate for one's purposes. In the case of means based on the percentages reported in this volume, we are confident (based on personal communications with Kish) that it is appropriate to use the same DEFF values as were used in developing Tables A-1 and A-2. For other, more complex statistics, we cannot make the same assertion, although it is generally the case that design effects for such statistics are not larger than those for means and percentages (Frankel, 1971; Kish and Frankel, 1970).

In Table B-2 we provide guidelines for computing DEFF values for single percentages (or means) and for differences between two percentages (or means). For reasons discussed elsewhere in this appendix, we must provide for different (and somewhat higher) DEFFs for "segregated" subgroups (regional subgroups and sometimes also blacks) and for trends over two or more years (in contrast to one-year trends). And in all instances, of course, the DEFF values are very much influenced by the average size of sampling clusters, which is always dependent on the number of cases (N). Accordingly, all of the design effect formulas in Table B-2 require computations that take account of N . (It should also be noted that the formulas in Table B-2 correspond exactly to the values of design effects and adjustment factors used in Tables A-1 and A-2 in Appendix A.)

A Concluding Note. In their very useful paper dealing with sampling errors for fertility surveys, Kish et al. (1976) commented that some of the methods they used "emerged after several false starts." They went on to say that the volume and diversity of the data they were dealing with "presented new challenges and opportunities." And they added, "Our methods are subject to further developments and modifications, and we invite participation and suggestions" (p. 10). Our own attempts to apply the methods of Kish and his colleagues to the data reported in this volume have been challenged by the diversity of the data, have involved several false starts, and, we hope, are subject to further developments and modifications. We invite readers to offer their suggestions, and we also encourage readers to inquire about further work that we and/or others may carry out during the coming months and years.

Table B-2
Guidelines for Computing Design Effects (DEFFs) for
Percentages and Means Derived from Monitoring the Future Samples

| Definitions | |
|--|----------------------------------|
| DEFF (design effect) = $\frac{\text{estimated sampling variance}}{\text{expected sampling variance from simple random sample with same number of elements}}$ | |
| N = number of respondents on whom a single percentage or mean is based | |
| $\bar{N} = 2N_1N_2/(N_1 + N_2)$, for use in comparisons of two percentages or means, based on two groups of sizes N_1 and N_2 | |
| Design Effect Formulas | |
| 1. For single percentages or means involving . . . | |
| a. Regional subgroups or blacks | |
| DEFF for single-form data | $(1.3 + 0.00015N)(1.21)$ |
| DEFF for five-form data | $(1.3 + 0.00015N)(1.78)$ |
| b. All other subgroups or total sample | |
| DEFF for single-form or five-form data | $1.3 + 0.00015N$ |
| 2. For comparisons between . . . | |
| a. Any two regions | |
| DEFF for single-form data | $(1.3 + 0.000075 \bar{N})(1.32)$ |
| DEFF for five-form data | $(1.3 + 0.000075 \bar{N})(2.25)$ |
| b. Blacks and whites | |
| DEFF for single-form data | $1.3 + 0.000075 \bar{N}$ |
| DEFF for five-form data | $(1.3 + 0.000075 \bar{N})(1.56)$ |
| c. Genders, college plans groups, or any two "drug use" subgroups | |
| DEFF for single-form or five-form data | $1.3 + 0.000075 \bar{N}$ |
| 3. For one-year trends involving . . . | |
| a. Any region | |
| DEFF for single-form data | $1.3 + 0.000075 \bar{N}$ |
| DEFF for five-form data | $(1.3 + 0.000075 \bar{N})(1.56)$ |
| b. All other subgroups or total sample | |
| DEFF for single-form or five-form data | $1.3 + 0.000075 \bar{N}$ |
| 4. For trends over two or more years involving . . . | |
| a. Any region | |
| DEFF for single-form data | $1.3 + 0.000075 \bar{N}$ |
| DEFF for five-form data | $(1.3 + 0.000075 \bar{N})(1.82)$ |
| b. All other subgroups or total sample | |
| DEFF for single-form data | $1.3 + 0.000075 \bar{N}$ |
| DEFF for five-form data | $(1.3 + 0.000075 \bar{N})(1.32)$ |

Appendix C

Questionnaire Covers, Instructions, and Sample Page



This questionnaire is part of a nationwide study of high school seniors, conducted each year by the University of Michigan's Institute for Social Research. The questions ask your opinions about a number of things--the way things are now and the way you think they ought to be in the future. In a sense, many of your answers on the questionnaire will count as "votes" on a wide range of important issues.

If this study is to be helpful, it is important that you answer each question as thoughtfully and frankly as possible. All your answers will be kept strictly confidential, and will never be seen by anyone who knows you.

This study is completely voluntary. If there is any question that you or your parents would find objectionable for any reason, just leave it blank.

In a few months, we would like to mail each of you a summary of the nationwide results from the study. Also, in about a year we would like to mail another questionnaire to some of you, asking how your plans have worked out and what's happening in your lives.

In order to include you in the mailings, we ask for your name and address on a special form at the end of this questionnaire. This form is to be torn out and handed in separately. Once the address form and the questionnaire have been separated, there is no way they can be matched again, except by using a special computer tap at the University of Michigan. The only purpose for that tape is to match a follow-up questionnaire with this one.

Other seniors have said that these questionnaires are very interesting and that they enjoy filling them out. We hope you will too. Be sure to read the instructions on the other side of this cover page before you begin to answer. Thank you very much for being an important part of this project.

INSTITUTE FOR SOCIAL RESEARCH
THE UNIVERSITY OF MICHIGAN
ANN ARBOR, MICHIGAN

INSTRUCTIONS

1. This is not a test, so there are no right or wrong answers; we would like you to work fairly quickly, so that you can finish.
2. All of the questions should be answered by marking one of the answer spaces. If you don't always find an answer that fits exactly, use the one that comes closest. If any question does not apply to you, or you are not sure of what it means, just leave it blank.
3. Your answers will be read automatically by a machine called an optical mark reader. Please follow these instructions carefully:
 - Use only the black lead pencil you have been given
 - Make heavy black marks inside the circles.
 - Erase cleanly any answer you wish to change.
 - Make no other markings or comments on the answer pages, since they interfere with the automatic reading. (If you want to add a comment about any question, please use the space provided below.)

These kinds of markings
will work: ● ● ●

These kinds of markings
will NOT work: ○ ● ○

(THIS SPACE FOR WRITTEN COMMENTS)

WHY YOUR NAME AND ADDRESS?

As we told you earlier, we'd like to send you a summary of the nationwide results of the present study, and in about a year we want to mail a shorter questionnaire to some of you. In order to include you in these follow-ups, we would like to have an address where information will be sure to reach you during the coming year.

HOW IS CONFIDENTIALITY PROTECTED?

- The information on this page will be used ONLY for mailing, and will always be kept separate from your answers. A special Grant of Confidentiality from the U.S. government protects all information gathered in the research project.
- The questionnaire and address pages will be collected separately, sealed immediately in separate envelopes, and sent to two different sites for processing.
- Once a questionnaire and address page have been separated, there is no way they can be matched, except by using a special computer tape at the University of Michigan. That tape contains the two DIFFERENT numbers that appear on the back of this questionnaire. These numbers will be used ONLY to match a follow-up questionnaire with this one.

Before filling out this address page, please separate it from the rest of the questionnaire by FOLDING ALONG THE PERFORATED LINE AND TEARING CAREFULLY.

Please PRINT your name and the address where you can most likely be reached during the coming year.

Mr. _____
Miss _____
Ms. FIRST NAME INITIAL LAST NAME
Mrs. _____
STREET _____
CITY _____
STATE _____
TELEPHONE NO. () - _____
AREA

In case we should have trouble getting mail to you, if you move, please PRINT the name and address of one other person (with a different address than your own) who will know where to reach you in the future. (Examples of such a person: aunt or uncle, older sister or brother, or close friend.)

Mr. _____
Miss _____
Ms. FIRST NAME INITIAL LAST NAME
Mrs. _____
STREET _____
CITY _____
STATE _____
TELEPHONE NO. () - _____
AREA

THANK YOU AGAIN FOR YOUR HELP

PART A

* BEFORE BEGINNING BE SURE YOU HAVE
READ THE INSTRUCTIONS ON THE COVER.

1. Taking all things together, how would you say things are these days—would you say you're very happy, pretty happy, or not too happy these days?

- ③ Very happy
② Pretty happy
① Not too happy

2. Some people think a lot about the social problems of the nation and the world, and about how they might be solved. Others spend little time thinking about these issues. How much do you think about such things?

- ① Never
② Seldom
③ Sometimes
④ Quite often
⑤ A great deal

3. Of all the problems facing the nation today, how often do you worry about each of the following? (Mark one circle for each line.)

- | | Never | Seldom | Sometimes | Often |
|--|-------|--------|-----------|-------|
| a. Chance of nuclear war | ① | ② | ③ | ④ |
| b. Population growth | ① | ② | ③ | ④ |
| c. Crime and violence | ① | ② | ③ | ④ |
| d. Pollution | ① | ② | ③ | ④ |
| e. Energy shortages | ① | ② | ③ | ④ |
| f. Race relations | ① | ② | ③ | ④ |
| g. Hunger and poverty | ① | ② | ③ | ④ |
| h. Using open land for housing or industry | ① | ② | ③ | ④ |
| i. Urban decay | ① | ② | ③ | ④ |
| j. Economic problems | ① | ② | ③ | ④ |
| k. Drug abuse | ① | ② | ③ | ④ |

4. How well do you think your experiences and training (at home, school, work, etc.) have prepared you to be a good...

- | | Poorly | Not So Well | Fairly Well | Well | Very Well |
|------------------------------|--------|-------------|-------------|------|-----------|
| a. ...husband or wife? | ① | ② | ③ | ④ | ⑤ |
| b. ...parent? | ① | ② | ③ | ④ | ⑤ |
| c. ...worker on a job? | ① | ② | ③ | ④ | ⑤ |

5. Apart from the particular kind of work you want to do, how would you rate each of the following settings as a place to work? (Mark one circle for each line.)

- | | Not At All Acceptable | Somewhat Acceptable | Acceptable | Desirable |
|--|-----------------------|---------------------|------------|-----------|
| a. Working in a large corporation | ① | ② | ③ | ④ |
| b. Working in a small business | ① | ② | ③ | ④ |
| c. Working in a government agency | ① | ② | ③ | ④ |
| d. Working in the military service | ① | ② | ③ | ④ |
| e. Working in a school or university | ① | ② | ③ | ④ |
| f. Working in a police department or police agency | ① | ② | ③ | ④ |
| g. Working in a social service organization | ① | ② | ③ | ④ |
| h. Working with a small group of partners | ① | ② | ③ | ④ |
| i. Working on your own (self-employed) | ① | ② | ③ | ④ |

6. If you were to get enough money to live as comfortably as you'd like for the rest of your life, would you want to work?

- ① I would want to work
② I would not want to work

References

- Adelson, J. (1970, January 18). What generation gap? *New York Times Magazine*, pp. 1-11.
- Adelson, J. (1979, February). Adolescence and the generation gap. *Psychology Today*, pp. 33-37.
- Bachman, J. G., & Johnston, L. D. (1978). *The Monitoring the Future project design and procedures* (Occasional Paper No. 1). Ann Arbor: Institute for Social Research, The University of Michigan.
- Bachman, J. G., Johnston, L. D., & O'Malley, P. M. (2001). *The Monitoring the Future project after 27 years: Design and procedures* (Occasional Paper No. 54). Ann Arbor: Institute for Social Research, The University of Michigan.
- Bachman, J. G., & O'Malley, P. M. (1981). When four months equal a year: Inconsistencies in students' reports of drug use. *Public Opinion Quarterly*, 45, 536-48.
- Bachman, J. G., & O'Malley, P. M. (1984). Yea-saying, nay-saying, and going to extremes: Are black-white differences in survey results due to response styles? *Public Opinion Quarterly*, 48, 409-27.
- Bachman, J. G., O'Malley, P. M., & Johnston, J. (1978). *Youth in transition: Vol. 6. Adolescence to adulthood – a study of change and stability in the lives of young men*. Ann Arbor: Institute for Social Research, The University of Michigan.
- Bachman, J. G., Wallace, J. M., Jr., O'Malley, P. M., Johnston, L. D., Kurth, C. L., & Neighbors, H. W. (1991). Racial/ethnic differences in smoking, drinking, and illicit drug use among American high school seniors, 1976-1989. *American Journal of Public Health*, 81, 372-77.
- Frankel, M. R. (1971). *Inference from survey samples: An empirical investigation*. Ann Arbor: Institute for Social Research, The University of Michigan.
- Hays, W. L. (1973). *Statistics for the social sciences* (2nd ed.). New York: Holt, Rinehart, & Winston.
- Johnston, L. D. (1973). *Drugs and American youth*. Ann Arbor: Institute for Social Research, The University of Michigan.
- Johnston, L. D., Bachman, J. G., & O'Malley, P. M. (1977). *Drug use among American high school students, 1975-1977*. Washington, D.C.: National Institute on Drug Abuse.
- Johnston, L. D., Bachman, J. G., & O'Malley, P. M. (1979). *Drugs and the class of 1978: Behaviors, attitudes, and recent national trends..* Washington, D.C.: National Institute on Drug Abuse.
- Johnston, L. D., Bachman, J. G., & O'Malley, P. M. (1982). *Student drug use in America, 1975-1981*. Washington, D.C.: National Institute on Drug Abuse.
- Johnston, L. D., O'Malley, P. M., & Bachman, J. G. (1984). *Drugs and American high school students, 1975-1983*. Washington, D.C.: National Institute on Drug Abuse.
- Johnston, L. D., O'Malley, P. M., & Bachman, J. G. (2003). *Demographic subgroup trends for various licit and illicit drugs, 1975-2002* (Occasional Paper No. 59). Retrieved from the University of Michigan, Institute for Social Research Web site: <http://www.monitoringthefuture.org/pubs/occpapers/occ59.pdf>
- Johnston, L. D., O'Malley, P. M., & Bachman, J. G. (2003). *National survey results on drug use from the Monitoring the Future study, 1975-2002: Vol. 1. Secondary school students*. Washington, D.C.: National Institute on Drug Abuse.
- Johnston, L. D., O'Malley, P. M., Schulenberg, J., & Bachman, J. G. (2001). *The aims and objectives of the Monitoring the Future study and progress toward fulfilling them as of 2001* (Occasional Paper No. 52). Ann Arbor: Institute for Social Research, The University of Michigan.
- Kish, L. (1965). *Survey sampling*. New York: John Wiley & Sons.
- Kish, L., & Frankel, M. R. (1970). Balanced repeated replication for standard errors. *Journal of the American Statistical Association*, 65, 1071-94.
- Kish, L., Groves, R. M., & Krotki, K. P. (1976). *Sampling errors for fertility surveys* (Occasional Papers Series

- No. 17). Voorburg, The Netherlands: International Statistical Institute.
- U.S. Bureau of the Census. (Various years). *Current population reports* (Series P-20, Educational Attainment in the United States). Washington, D.C.: U.S. Government Printing Office.
- Wallace, J. M., Jr., Bachman, J. G., O'Malley, P. M., Johnston, L. D., Schulenberg, J. E., & Cooper, S. M. (2002). Tobacco, alcohol, and illicit drug use: Racial and ethnic differences among U.S. high school seniors, 1976–2000. *Public Health Reports*, 117 (Supplement 1), S67–S75.
- Wallace, J. M., Jr., Bachman, J. G., O'Malley, P. M., Schulenberg, J. E., Cooper, S. M., & Johnston, L. D., (2003). Gender and racial/ethnic differences in smoking, drinking, and illicit drug use among American secondary school students, 1976–2000. *Addiction*, 98, 225–34.
- Wallace, J. M., Jr., Forman, T. A., Guthrie, B. J., Bachman, J. G., O'Malley, P. M., & Johnston, L. D., (1999). The epidemiology of tobacco, alcohol, and other drug use among African American youth. *Journal of Studies on Alcohol*, 60(6), 800–9.