



monitoring the future

**questionnaire responses from the
nation's high school seniors**

2003

Lloyd D. Johnston, Jerald G. Bachman, and
Patrick M. O'Malley

monitoring the future

**questionnaire responses from the
nation's high school seniors**

2003

Lloyd D. Johnston, Jerald G. Bachman, and
Patrick M. O'Malley

Survey Research Center • Institute for Social Research
The University of Michigan
Ann Arbor, Michigan

ISSN 0190-9185
ISBN 0-87944-408-8
Library of Congress Catalog Card Number 79-640937

Copyright 2005 by the University of Michigan,
All rights reserved

Published in 2005 by:
Institute for Social Research,
The University of Michigan, Ann Arbor, Michigan

6 5 4 3 2 1

Printed in the United States of America

Table of Contents

Preface	v
Purposes of This Series of Publications	v
A Guide for the Reader	vi
Availability of Archived Data	vii
Other Publications from the Study	vii
Acknowledgments	viii
Introduction	1
The Need for Social Indicators	2
Research Design and Procedures	2
Reasons for Focusing on High School Seniors	2
Sampling Procedures	3
School Recruiting Procedures	4
Advance Contact with Teachers and Students	4
Questionnaire Administrations	5
Procedures for Protecting Confidentiality	5
Content Areas and Questionnaire Design	5
Representativeness and Validity	9
School Participation	9
Student Participation	9
Validity of Self-Report Data	9
Accuracy of the Sample	10
Consistency and the Measurements of Trends	10
Caveats to the Users of the Data	10
Estimation of Sampling Errors	10
Subgroup Definitions	11
Missing Data Notes	11
Characterizing Heroin Users	11
Interpreting Racial Differences	12
A Note on the Questions about Amphetamine Use	14
A Note on the Questions about Alcohol Use	14
A Note on the Questions about the Use of Hallucinogens Other Than LSD and Tranquilizers	14
A Note on the Questions about the Use of Narcotics Other Than Heroin	15
Descriptive Results	17
Introduction to the Table Format and Conventions	17
Definitions of Column Headings	17
Table Contents	18
Questionnaire Forms 1 through 6	20
Section C (All Forms): Demographic Variables, Family Background, etc.	20
Section B (All Forms): Drug Use	28
Questionnaire Form 1	42
Section A	42

Section B (Detailed Drug Use)	52
Section D	92
Questionnaire Form 2	102
Section A	102
Section D	116
Section E	122
Questionnaire Form 3	135
Section A	135
Section D	150
Section E	153
Questionnaire Form 4	163
Section A	163
Section D	176
Section E	185
Questionnaire Form 5	191
Section A	191
Section D	205
Section E	211
Questionnaire Form 6	221
Section A	221
Section B	232
Section D	238
Cross-Time Index of Questionnaire Items, 1976-2003	253
Introduction to the Indexing Conventions	253
Definitions of Column Headings	253
Question Index	262
Appendices	357
Appendix A: Sampling Error Estimates and Tables	357
Appendix B: Procedures Used to Derive Design Effects and Sampling Errors	367
Appendix C: Questionnaire Covers, Instructions, and Sample Page	381
References	385
Tables	
Table 1: Sample Sizes and Student Response Rates	4
Table 2: Measurement Content Areas	6
Table 3: Prevalence of Drug Use Question Numbers by Questionnaire Form, 2003	7
Table 4: Subject Area Key	256
Table A-1: Confidence Intervals (95% Level) around Percentage Values	361
Table A-2: Confidence Intervals for Differences between Two Percentages (95% Confidence Level)	363
Table B-1: Sample Sizes (Unweighted and Weighted) in Subgroups by Year	375
Table B-2: Guidelines for Computing Design Effects (DEFFs) for Percentages and Means Derived from Monitoring the Future Samples	379
Figures	
Figure 1: Guide to Table Format	19
Figure 2: Guide to Cross-Time Index	255
Figure B-1: Design Effects for Single Percentages	372
Figure B-2: Design Effects for Differences Between Percentages	37

Preface

This volume is the latest in a series that presents descriptive statistical results from a national survey of young people entitled *Monitoring the Future: A Continuing Study of the Lifestyles and Values of Youth*. Each year, the study surveys a large sample of high school seniors, located in approximately 130 schools nationwide and drawn to be representative of all seniors in the coterminous United States.

The first four volumes in this series, dealing with the high school classes of 1975, 1976, 1977, and 1978, were published simultaneously early in 1980. Additional volumes appear on an annual basis. The most important contribution of this series is likely to be the opportunity it provides for the exploration of trends, a process that obviously involves the use of several different volumes. With that in mind, we have kept the format highly consistent from one volume to another, and we have developed an index (described below) that should facilitate the process of matching data across years. It should be noted that the volume presenting 1975 data is different from the others in several respects.*

Although we designed the volumes to fit together as a series, we also saw distinct advantages in having each volume able to stand alone—to be usable without reference to any of the others. For that reason, the introductory material on research design and questionnaire content, the instructions for accessing the data tables, and the appendices on sampling errors are all included in each volume. Thus, the small price we pay for making each volume self-contained is that much of the text portion is repeated each year.

Purposes of This Series of Publications

Monitoring the Future, which is conducted by the University of Michigan's Institute for Social Re-

search and receives its core funding from the National Institute on Drug Abuse, is an unusually comprehensive research project in several respects: surveys are conducted annually on an ongoing basis; the samples are large and nationally representative; and the subject matter is very broad, encompassing some 1,400 variables per year. Many people—scholars, policy makers, educators, and so on—will have an interest in the results.

The principal investigators are already writing for a number of these audiences and will continue to do so. Because of the limitations in our own time, interests, and expertise, however, there is an enormous amount of valuable information that may never be utilized if the initiative to digest and disseminate all of it must come from us alone. Further, since the project is in part a social indicator series, its value rests to a considerable degree on *timely* dissemination of the results. For these reasons, we wish to share the study's results with others in a number of fields on a rapid and regular basis. We have chosen to provide two major and complementary vehicles for doing this: (a) these annual reference volumes of descriptive results and (b) machine-readable data archives for direct analysis by others.

We believe that many potential users who would not mount the effort required to conduct computer analyses of archived data will be able to get most of what they want from these volumes of descriptive results. The user of any one of these volumes can estimate—usually with considerable accuracy—a wide variety of characteristics of the high school class described in that volume. To take just one example, the user of the 1994 volume can ascertain that 30.7 percent of seniors in the high school class of 1994 reported using marijuana at least once during the preceding year. Further, by utilizing

*The 1975 volume does not include comparison data for African American and white subgroups, nor does it include data for the subgroups who did and did not plan to complete four years of college. Also, somewhat fewer questionnaire items appear than in the other volumes. These restrictions are the result primarily of missing data problems that occurred only in the 1975 survey. In most respects, however, those seeking to compare different classes of high school seniors will find the 1975 data useful.

two or more of these volumes, the reader can describe recent trends in any such characteristic. To continue with the same example, the volume describing the high school class of 1975 indicates that 40.0 percent of these seniors reported marijuana use during the preceding year; and when that is combined with the data from the intervening years, the reader is able to discern a steady increase between 1975 and 1979 (50.8 percent of that class reported having used marijuana at least once in the preceding year) and a subsequent steady decrease, through 1992, to below the 1975 level. Between 1992 and 1997, there were increases in marijuana use; from 1998 to 2003, there was a slight decline. The figures for the years 1975 to 2003 are:

%	%	%	%
1975 40.0	1983 42.3	1991 23.9	1999 37.8
1976 44.5	1984 40.0	1992 21.9	2000 36.5
1977 47.6	1985 40.6	1993 26.0	2001 37.0
1978 50.2	1986 38.8	1994 30.7	2002 36.2
1979 50.8	1987 36.3	1995 34.7	2003 34.9
1980 48.8	1988 33.1	1996 35.8	
1981 46.1	1989 29.6	1997 38.5	
1982 44.3	1990 27.0	1998 37.5	

A similar examination of trends can be carried out for about 1,400 different variables dealing with a wide variety of subject areas (listed in Table 2 of the Introduction). A simple indexing system (described below) has been developed that makes it quite straightforward for the reader wishing to do trend analyses to locate the results for a given question for any year of the study. The index in the present volume lists the location of all items included in the surveys from 1976 onward, as well as most items included in 1975.

Analyses such as those illustrated above need not be limited to the total sample. The data provided in these volumes also permit examination of a variety of subgroups (e.g., males, females, those from different regions, and those with different levels of drug use experience).

We recognize that providing ready access to essentially undigested data carries certain risks, particularly the risk of mistaken interpretations based on inadequate controls, lack of awareness of sample limitations, etc. More than offsetting the risks, in our view, are the advantages of prompt and widespread dissemination of these nationally representative survey indicator data. Although we

are unable to eliminate the risks, we hope to reduce them by providing the reader with an extensive list of caveats presented at the end of the Introduction section. We ask all who use the data to read these caveats carefully and take them seriously.

A Guide for the Reader

This volume is divided into three main parts: (1) the introductory section, (2) the section giving the descriptive results from the current year's survey, and (3) the cross-time item reference index.

Introductory Section. The introduction contains a description of the study—its purposes, major content areas, design, field procedures, response rates, and methods of publication and data dissemination. Since most of this material remains unchanged from year to year, anyone having read another of the volumes may wish to skim this section. We do, however, suggest reviewing the caveats, located at the end of the introductory section, which deal with interpreting and extrapolating from these data.

Descriptive Results Section. In this section, all questions contained in this year's survey are presented along with percentagized frequency distributions of answers for the entire sample and for selected subgroups. The questions in this section are organized according to the number of the questionnaire form in which they were contained (Forms 1 through 5 in 1975–88 and Forms 1 through 6 in 1989 on) and according to the order in which the questions occurred. There is one important exception, however. A major segment of questions common to all forms of the questionnaire (dealing with drug use, background characteristics, and some other subjects) is presented only once, at the beginning of the Descriptive Results section, using the data from respondents on all forms. Table 3 (Prevalence of Drug Use Question Numbers by Questionnaire Form, 2003), in the Introduction to this volume, lists the form and question numbers of all prevalence of drug use questions appearing in the Descriptive Results section.

The first portion of the Descriptive Results section contains detailed definitions of all subgroups for whom data are presented. It also describes the statistical conventions used in generating the tables.

Cross-Time Index of Questionnaire Items. Beginning with the 1982 volume, this index is ordered by subject area. (It was ordered by item

reference number prior to 1982.) The index is intended to serve two purposes.

First, it should be useful in locating items dealing with a subject area of interest. The subject area key at the beginning of the cross-time item index shows the alphanumeric code assigned to various subject areas (e.g., "politics" or "work and leisure"). Having selected a subject area of interest, one can then go to that section of the index to locate all questions in any of the surveys that deal with that subject. (The procedure is slightly different in volumes prior to 1982, as described in those volumes.) To locate the results for any given question in this volume, simply look in column two of the item index for its page location.

The cross-time index can also be used to determine in which other years an item was used and where to locate it. If, in reviewing the Descriptive Results section, one locates an interesting item and would like to know in which of the other annual surveys of seniors it has appeared, it may be found in the cross-time index by the unique "item reference number" within the relevant subject area. The index will indicate all years in which that same item appeared and show the questionnaire form, section, and item number for each year. This information thus can be used to decide which other volumes in this series might be of relevance; and the same item may be readily located by its reference number in the index of any other volume prior to the 1982 volume and by its subject area and reference number in any volume from 1982 on.

Sampling Appendices. Appendix A is provided for those wishing to determine the confidence limits around a percentage estimate, to test the statistical significance of an observed difference between two groups, or to test the significance of a change from one year to another. It gives the necessary procedures and tables for such tests and provides the appropriate factors by which to correct for the fact that the study makes use of a multi-stage probability sample clustered in a limited number of schools (usually about 130). Appendix B provides further detail on sample design effects and the procedures that were used to derive the sampling error estimates.

Availability of Archived Data

As was mentioned earlier, this series of volumes

is complemented by an archiving of the raw data set for direct analysis by others not associated with the project. The present volumes should be a considerable help to those wishing to access the archived data since they provide a verbatim statement of items and answer categories and, also, because they include basic univariate and bivariate frequency distributions for all items, as well as the missing data rates. The cross-time index of items contained in each of these volumes also provides an efficient way to identify the relevant variables in various content areas, as well as to determine when they were measured and their questionnaire locations. In fact, we hope that the availability of this series will not only facilitate the use of the archived data but actually stimulate interest in their use.

The individual-level data that are summarized in this and previous volumes are available from:

The Substance Abuse and Mental Health Data Archive (SAMHDA)

The Inter-university Consortium for Political and Social Research (ICPSR)

Institute for Social Research

P.O. Box 1248

Ann Arbor, MI 48106-1248

The ICPSR archive makes individual-level data available to interested investigators for analysis. A few variables have been modified or deleted to ensure that the answers of an individual respondent cannot be located through pattern recognition (i.e., using various descriptor variables in combination to make a unique identification). The changed or deleted variables include month of birth, race, and the sampling weight, which adjusts for selection probability. To access the data, see the SAMHDA website at:

<http://www.ICPSR.umich.edu/SAMHDA>

Other Publications from the Study

A number of different forms of publications based on Monitoring the Future data have been developed or are being planned. One series of reports, dealing with trends in drug use and drug-related attitudes and beliefs, is being published by the National Institute on Drug Abuse. The first report in that series, *Drug Use among American High School Students, 1975-1977* (Johnston, Bachman, and O'Malley), was published in late 1977. Subsequent

*Single copies of these reports may be ordered without cost from the National Clearinghouse for Alcohol and Drug Information, P.O. Box 2345, Rockville, MD 20847-2345, 1-800-729-6686, e-mail info@health.org.

reports have been issued annually.* The most recent two-volume report in this series is *National Survey Results on Drug Use from the Monitoring the Future Study, 1975–2003* (Johnston, O'Malley, Bachman, and Schulenberg). As a supplement to the series, Occasional Paper No. 60 presents subgroup trends in substance use graphically. This is available online only. An occasional paper series has been launched by the project. It includes papers on design and methodological issues as well as special substantive analyses and early, and sometimes more detailed, drafts of articles planned for journal publication. Occasional Paper No. 54, "The Monitoring the Future Project after 27 Years: Design and Procedures" (Bachman, Johnston, and O'Malley, 2001), provides a detailed description of the study and its underlying rationale; Occasional Paper No. 52, "Aims and Objectives of the Monitoring the Future Study and Progress toward Fulfilling Them as of 2001" (Johnston, O'Malley, Schulenberg, and Bachman, 2001) provides a description of the study's objectives.

The present series of reference volumes is being published by the Institute for Social Research. A new volume will be added to this series each year.

To request particular papers, reprints, or periodic notification of publications available from the study, write to:

Monitoring the Future, Room 2311
Institute for Social Research
P.O. Box 1248
The University of Michigan
Ann Arbor, Michigan 48106-1248
www.monitoringthefuture.org

Acknowledgments

A great many people have contributed to the launching and development of this research effort.

We are indebted to a number of officials of the National Institute on Drug Abuse and the Special Action Office for Drug Abuse Prevention for their encouragement and advice at the outset—in particular, Richard Bucher, Robert DuPont, William Pollin, and Louise Richards.

Our colleagues at the Institute for Social Research and elsewhere, who shared their insights, and often their most cherished instrumentation, are too numerous to mention; but their contributions are greatly appreciated. To the former director of the Survey Research Center's Sampling Section, Irene Hess, and to her colleagues and her successor, Steven Heeringa, we owe a particular debt for the creativity of the sampling design for the study. The contributions of the SRC Field Section also have been very valuable.

Major contributions to the production of this particular volume were made by staff members Ginger Maggio, Jerome Hiniker, Jane Stanton, and Adam Burke.

The present and former members of the project staff (listed below) have, of course, contributed greatly to the building of this large and complex research series.

Finally, we would like to acknowledge the tens of thousands of high school seniors, their teachers, and their principals, whose cooperation and generous contributions of time make the Monitoring the Future project possible.

Lloyd D. Johnston
Jerald B. Bachman
Patrick M. O'Malley

Present and Former Members of the Project Staff

Donna Ando
Margaret Bailey
Dawn Bare
Ellen Berger
Stephen Berry
Mary Lou Bewley
Katherine Blatt
Mary Lea Bonucchi
Katheryn Boris
Patty Bradley
Jonathon Brenner
Philip Brenner
Marcy Breslow
Alison Bryant
Joyce Buchanan
Susan Burek
Adam Burke
Amy Corning
Elaine Cousino
William Cross
Mary Danneffel-
Mashruwala
Mary Lou Davis
Laura Decker
Mary Dempsy
William Diedrich
Robert Doljanac
Karen Donahue
Richard Erickson
Leslie Eveland
Halford Fairchild

Maureen Ferrell
Marjorie Fisher
Michael Fisher
Tyrone Forman
Alisa Foster
Randy Franzoi
Peter Freedman-Doan
Henry Freeman
Walter Gruhn
John Haeussler
Lana Harrison
Tanya Hart
James Hersey
A. Regula Herzog
Jerome Hiniker
Renee Hinkle-De Groot
Ann Impens
Jane Jibson
Pamela Kittel
Mark Krell
Zenon Kuzmyn
Karl Landis
Carol Larsen
Sally Lawson
Sharon Leech
W. Christopher Lenhardt
Margaret Libsch
Jeannette Lim
Ludmilla Litus
Jinyun Liu
A. Katheryn Loker

Regina Lombard
Mary Lutz
Elaine Maggio
Ginger Maggio
Oksana Malanchuk
Gloria Martinez
Wayne McCulloch
Timothy McDaniel
Joan McGraw
Alicia Merline
Patti Meyer
John Miller
Joy Miskowski
Caroline Mohai
Marion Morse
Jordana Muroff
Lisa Nagy
Jim Neveaux
Jeffrey Nicholls
Brian O'Keefe
Karl Palachuk
Kathleen Palmer
Dorothy Paulette
Susan Pauls
Timothy Perry
Crystal Pickett
Sharon Pietila
Joseph Pleck
Deborah Poinier
Judith Redmond
Barbara Renaud

Nicole Ridenour
Nancy Robinson
Willard Rodgers
Don Rubinstein
Susan Saavedra
Deborah Safron
Maria Sanchez
John Schulenberg
Amy Schulz
Victor Sellinger
Tina Smith
Jane Stanton
Scott Tarry
Ann Taylor
Richard Taylor
Lynda Tolen
Lorel Vidlund
Katherine Wadsworth
John Wallace
Chuck Westrin
Marla Weyher
Kris Wiggins
Deborah Willis
Sandra Wronski
Thelma Wurzelbacher
Sheri Wynn
Shelly Yee
Daniel Zahs

Introduction

The Monitoring the Future project is designed to explore changes in many important values, behaviors, and attitudes of contemporary American youth. Two general types of tasks may be distinguished. The first is to provide a systematic and accurate *description* of the youth population of interest in a given year and to quantify the direction and rate of the changes taking place among them over time. The second task, more analytic than descriptive, involves the *explanation* of the relationships and trends observed to exist.

The task of description may be subdivided into three parts: (1) the description of static conditions (which may be accomplished through a single cross-sectional study); (2) the description of cross-cohort or, in longer time-spans, generational changes (usually accomplished using repeated cross-sections of the same age groups); and (3) the description of changes with aging (usually accomplished by means of longitudinal studies). The Monitoring the Future project has the capacity to provide each of these three types of descriptions, since it incorporates all three types of research design into a single study. (This complex design, in which multiple cohorts are followed longitudinally, has been referred to as a cohort-sequential design.)

The content of this volume exemplifies the first of these types of description in that it contains cross-sectional data on a single high school class. When the data in this volume are used in combination with data from other such volumes in the series, the nature, direction, and rates of change from one cohort of seniors to another also may be described—the type of reporting that is often labeled as the social indicator approach. The third

class of description—dealing with the maturational changes that occur during the years after high school—is not dealt with in this series of volumes but is reported in other publications from the study.*

The accurate characterization of American young people and the description of important changes occurring among them is but one class of objectives for the study. The second class of objectives involves the development of a greater understanding of what causes these young people to be as they are and why the changes being documented are occurring. An explanation will be sought through both the analysis of change at the aggregate level and at the individual level. The results of these explorations will be disseminated via the various publications discussed in the Preface.

The merging of the social indicator approach and the analysis of relationships (particularly longitudinal relationships) into a single cohort-sequential design is, in our view, synergistic: the effectiveness of the two approaches combined is greater than if the two were undertaken separately. Because the present series of volumes deals with senior year data only, our remarks here focus primarily on the project's social indicator contributions—the accurate description of high school seniors and the documentation of trends over time. It is worth noting, however, that even the limited amount of bivariate data included in the present volumes will suggest promising directions for relational analyses, many of which can be carried out using the archived data tapes from the project.

*Panels of students from each graduating class are randomly selected and followed longitudinally by mail. Individuals are surveyed biennially through age 30 and then at five-year intervals. These data allow the characterization of the changes that occur during the early adult years and on into the 40s. In addition, the data allow the cross-sectional characterization each year of most Americans (excluding high-school dropouts) in those age groups and the changes occurring in those characteristics.

The Need for Social Indicators

The fundamental argument for developing social indicators is that there are considerable scientific and practical benefits derived from having accurate information about current social realities and the way those realities have been changing. For the scientific community, such indicators provide a rich set of information against which existing theory may be tested and from which new theory may be suggested. For the community at large, social indicators permit the "reality testing" of common perceptions and beliefs about the nation and its people. Past experience has demonstrated that widely held conceptions, which themselves may serve to create or exacerbate problems, can be most inaccurate. One example is the exaggerated popular conception of the size and nature of the "gap" between generations (see Adelson, 1970, 1979); another is the mistaken assumption that most young people condone the use of a variety of illegal drugs (Johnston, 1973; Johnston, O'Malley, and Bachman, 2004).

While deflating exaggerated perceptions, a continual monitoring of indicators on youth also can reveal the beginning of new problems and thus give rise to corrective efforts at a relatively early stage. For instance, most would view with concern the emergence of new types of drug use. Monitoring the Future documented and reported a sharp increase in regular marijuana use among high school seniors in the late 70s, and, as a result, more attention was paid to the issue by policy makers, the media, and the general public. The discovery of such trends may trigger more intense efforts to discover the causes, consequences, and (when appropriate) preventatives of such behaviors.

Although social indicators seldom translate directly into specific policy decisions, the availability of descriptive information can substantially enhance the decision-making capabilities of policy makers. These data provide considerable insight into the size and nature of problems, the rate of change occurring nationally and in subgroups, and, in some instances, information about related factors and even the likely impacts of major social interventions (such as changed drug laws or new incentives for recruitment into the military, to name but two). They also provide the possibility of feed-

back on the consequences of some social interventions as well as major historical events.

The particular topics included in our monitoring system are summarized later in this introduction and, of course, they are presented fully in the complete set of data tables. For present purposes, it is enough to indicate that the range of topics is very broad. This breadth is partly due to the wide interests of the principal investigators; but it also reflects our conviction that the concurrent examination of trends in a variety of areas is not only much more cost efficient but also more scientifically productive.

Research Design and Procedures*

The basic research design involves annual data collections from high school seniors during the spring of each year, beginning with the class of 1975. Each data collection takes place in approximately 130 public and private high schools selected to provide an accurate cross-section of high school seniors throughout the coterminous United States. The design also provides for the longitudinal study of a subsample from each class of participating seniors; but since the focus of this series of volumes is exclusively on the data collected annually from seniors, the follow-up procedures will not be discussed here.

Reasons for Focusing on High School Seniors.

There are several reasons for choosing the senior year of high school as an optimal point for monitoring the behaviors and attitudes of youth. One is that the completion of high school represents the end of an important developmental stage in this society, since it demarcates both the end of universal public education and, for many, the end of living in the parental home. Therefore, it is a logical point at which to take stock of the accumulated influences of these two environments on American youth.

Further, the completion of high school represents the jumping off point from which young people diverge into widely differing social environments, including college, business firms, military service, and homemaking. But these environmental transitions are not the only important changes that coincide with the end of high school. Most young men and women now reach the formal age of adulthood shortly before or after graduation; more

*A more extensive description of the research design and procedures may be found in Bachman and Johnston (1978), Bachman, Johnston, and O'Malley (2001), or Johnston, O'Malley, and Bachman (2004).

significantly, they begin to assume adult roles, including financial self-support, marriage, and parenthood.

Finally, there are some important practical advantages to building a system of data collections around samples of high school seniors. The last year of high school constitutes the final point at which a reasonably good national sample of an age-specific cohort can be drawn and studied economically. The need for systematically repeated, large-scale samples from which to make reliable estimates of change requires that considerable stress be laid on efficiency and feasibility; the present design meets those requirements.

One limitation in the design is that it does not include in the target population those young men and women who drop out of high school before graduation (or before the last few months of the senior year, to be more precise). This excludes a relatively small proportion of each age cohort—between 15 and 20 percent (U.S. Bureau of the Census, various years)—though not an unimportant segment, since we know that certain behaviors such as illicit drug use (Johnston, 1973) and delinquency (Bachman, O'Malley, and Johnston, 1978) tend to be higher than average in this group. However, the addition of a representative sample of dropouts would increase the cost of the present research enormously, because of their dispersion and generally higher level of resistance to being located and interviewed.

For the purposes of estimating characteristics of the entire age group, the omission of high school dropouts does introduce certain biases; however, their small proportion sets outer limits on the bias (Johnston, O'Malley, and Bachman, 2004, Appendix). For the purposes of estimating *changes* from one cohort of high school seniors to another, the omission of dropouts represents a problem only if different cohorts have considerably different proportions who drop out. We have no reason to expect dramatic changes in those rates for the foreseeable future, and recently published government statistics indicate a great deal of stability in dropout rates since 1970 (U.S. Bureau of the Census, various years).

Some may use our high school data to draw conclusions about changes for the entire age group. While we do not encourage such extrapolation, we

suspect that the conclusions reached often would be valid, since over 80 percent of the age group is in the surveyed segment of the population *and* we expect that changes among those not in school are very likely to parallel the changes among those who are.

Sampling Procedures. The procedure for securing a nationwide sample of high school seniors is a multi-stage one. Stage 1 is the selection of particular geographic areas, Stage 2 is the selection of one or more high schools in each area, and Stage 3 is the selection of seniors within each high school.

Stage 1: Geographic Areas. The geographic areas used in this study are the primary sampling units (PSUs) developed by the Sampling Section of the Survey Research Center for use in the center's nationwide interview studies. Because these same PSUs are used for personal interview studies by the Survey Research Center (SRC), local field representatives can be assigned to administer the data collections in practically all schools.

Stage 2: Schools. In the major metropolitan areas more than one high school is often included in the sampling design; in most other sampling areas a single high school is sampled. In all cases, the selections of high schools are made such that the probability of drawing a school is proportionate to the size of its senior class. The larger the senior class (according to recent records), the higher the selection probability assigned to the high school. When a sampled school is unwilling to participate, a replacement school as similar to it as possible is selected from the same geographic area.

Stage 3: Students. Within each selected school, up to about 400 seniors may be included in the data collection. In schools with fewer than 400 seniors, the usual procedure is to include all of them in the data collection. In larger schools, a subset of seniors is selected either by randomly sampling classrooms or by some other random method that is convenient for the school and judged to be unbiased. Sample weights are assigned to each respondent so as to take into account variations in the sizes of samples from one school to another, as well as (smaller) variations in selection probabilities occurring at the earlier stages of sampling.

The three-stage sampling procedure described above yielded the number of participating schools and students indicated in Table 1.

Table 1
Sample Sizes and Student Response Rates

Year	Number of:			Students*	Student Response Rate**
	Public Schools	Private Schools	Total Schools		
1975	111	14	125	15,791	78%
1976	108	15	123	16,678	77%
1977	108	16	124	18,436	79%
1978	111	20	131	18,924	83%
1979	111	20	131	16,662	82%
1980	107	20	127	16,524	82%
1981	109	19	128	18,267	81%
1982	116	21	137	18,348	83%
1983	112	22	134	16,947	84%
1984	117	17	134	16,499	83%
1985	115	17	132	16,502	84%
1986	113	16	129	15,713	83%
1987	117	18	135	16,843	84%
1988	113	19	132	16,795	83%
1989	111	22	133	17,142	86%
1990	114	23	137	15,676	86%
1991	117	19	136	15,483	83%
1992	120	18	138	16,251	84%
1993	121	18	139	16,763	84%
1994	119	20	139	15,929	84%
1995	120	24	144	15,876	84%
1996	118	21	139	14,824	83%
1997	125	21	146	15,963	83%
1998	124	20	144	15,780	82%
1999	124	19	143	14,056	83%
2000	116	18	134	13,286	83%
2001	117	17	134	13,304	82%
2002	102	18	120	13,544	83%
2003	103	19	122	15,200	83%

*Sample weights are assigned to each respondent to correct for unequal probabilities of selection that arise in the multi-stage sampling procedure.

**The student response rate is derived by dividing the attained sample by the target sample (both based on weighted number of cases). The target sample is based upon listings provided by schools. Since such listings may fail to take account of recent student attrition, the actual response rate may be slightly underestimated.

One other important feature of the base-year sampling procedures should be noted here. All schools (except for half of the initial 1975 sample) are asked to participate in two data collections, thereby permitting replacement of half of the total sample of schools each year. One motivation for requesting that schools participate for two years is administrative efficiency: it is a costly and time-consuming procedure to secure the cooperation of schools, and a two-year period of participation cuts down that effort substantially. Another important advantage is that whenever an appreciable shift in scores from one graduating class to the next is observed, it is possible to check whether the shift might be attributable to some differences in the newly sampled schools. This is done simply by repeating the analysis using only the 60 or so schools that participated both years. Thus far, the half-sample approach has worked quite well; and examination of drug prevalence of use data from the "matched half-samples" showed that the half-samples of repeat schools yielded drug prevalence of use trends that were virtually identical to trends based on all schools.

School Recruiting Procedures. Early during the fall semester, an initial contact is made with each sampled school. First, a letter is sent to the principal describing the study and requesting permission to survey seniors. The letter is followed by a telephone call from a project staff member, who attempts to deal with any questions or problems and (when necessary) makes arrangements to contact and seek permission from other school district officials. Basically the same procedures are followed for schools asked to participate for the second year.

Once the school's agreement to participate is obtained, arrangements are made by phone for administering the questionnaires. A specific date for the survey is mutually agreed upon and a local SRC representative is assigned to carry out the administration.

Advance Contact with Teachers and Students. The local SRC representative is instructed to visit the school two weeks ahead of the actual date of administration. This visit serves as an occasion to meet the teachers whose classes will be affected and to provide them with a brochure describing the study, a brief set of guidelines about the questionnaire administration, and a supply of flyers to be distributed to the students a week to 10 days

in advance of the questionnaire administration. The guidelines to the teachers include a suggested announcement to students at the time the flyers are distributed.

From the students' standpoint, the first information about the study usually consists of the teacher's announcement and the short descriptive flyer. In announcing the study, the teachers are asked to stress that the questionnaires used in the survey are not tests and that there are no right or wrong answers. The flyer tells students that they will be invited to participate in the study, points out that their participation is strictly voluntary, and stresses confidentiality (including a reference to the fact that the Monitoring the Future project has a special government grant of confidentiality that allows their answers to be protected). The flyer also serves as an informative document that the students can show to their parents.

Questionnaire Administrations. The questionnaire administration in each school is carried out by the local SRC representatives and their assistants, following standardized procedures detailed in a project instruction manual. The questionnaires are administered in classrooms during normal class periods whenever possible, although circumstances in some schools require the use of larger group administrations. Teachers are not asked to do anything more than introduce the SRC staff members and (in most cases) remain in the classroom to help guarantee an orderly atmosphere for the survey. Teachers are urged to avoid walking around the room, so that students may feel free to write their answers without fear of being observed.

The actual process of completing the questionnaire is quite straightforward. Respondents are given sharpened pencils and asked to use them because the questionnaires are designed for automatic scanning. Most respondents can finish within a 45-minute class period; for those who cannot, an effort is made to provide a few minutes of additional time.

Procedures for Protecting Confidentiality. In any study that relies on the voluntary reporting of drug use or other illegal acts, it is essential to develop procedures that guarantee the confidentiality of such reports. It is also desirable that these procedures be described adequately to respondents so that they are comfortable about providing honest answers.

We noted that the first information given to

students about the survey consists of a descriptive flyer stressing confidentiality and voluntary participation. This theme is repeated at the start of the questionnaire administration. Each participating student is instructed to read the message on the cover of the questionnaire, which stresses the importance and value of the study, notes that answers will be kept strictly confidential, states that the study is completely voluntary, and tells the student, "If there is any question you or your parents would find objectionable for any reason, just leave it blank." The instructions then point out that in a few months a summary of nationwide results will be mailed to all participants and also that a follow-up questionnaire will be sent to some students after a year. The cover message explains that these are the reasons for asking that name and address be written on a special form that will be removed from the questionnaire and handed in separately. The message also points out that the two different code numbers (one on the questionnaire and one on the tear-out form) cannot be matched except by a special computer file at the University of Michigan. (The content of the inside and outside of the standard questionnaire cover, including the tear-out form, may be found in Appendix C.)

Content Areas and Questionnaire Design

Drug use and related attitudes are the topics that receive the most extensive coverage in the Monitoring the Future project; but the questionnaires also deal with a wide range of other subject areas, including attitudes about government, social institutions, race relations, changing roles for women, educational aspirations, occupational aims, and marital and family plans, as well as a variety of background and demographic factors. (Table 2 provides an outline of the 20 general subject areas into which all items are categorized in the Question Index toward the end of this volume.) Given this breadth of content, the study is not presented to respondents as a "drug use study," nor do they tend to view it as such.

Because many questions are needed to cover all of these topic areas, much of the questionnaire content is divided into different questionnaire forms that are distributed to participants in an ordered sequence. (Five forms were used in 1975-88; a sixth form was added in 1989.) This sequence

Table 2
Measurement Content Areas
 (Abbreviated Version*)

-
-
- A. **Drugs.** Drug use and related attitudes and beliefs, drug availability and exposure, surrounding conditions and social meanings of drug use. Views of significant others regarding drugs.
 - B. **Education.** Educational lifestyle, values, experiences, and environments.
 - C. **Work and Leisure.** Vocational values, meaning of work and leisure, work and leisure activities, preferences regarding occupational characteristics and type of work setting.
 - D. **Sex Roles and Family.** Values, attitudes, and expectations about marriage, family structure, sex roles, and sex discrimination.
 - E. **Population Concerns.** Values and attitudes about overpopulation and birth control.
 - F. **Conservation, Materialism, Equity, etc.** Values, attitudes, and expectations related to conservation, pollution, materialism, equity, and the sharing of resources. Preferences regarding type of dwelling and urbanicity.
 - G. **Religion.** Religious preferences, activities, and views.
 - H. **Politics.** Political affiliation, activities, and views.
 - I. **Social Change.** Values, attitudes, and expectations about social change.
 - J. **Social Problems.** Concern with various social problems facing the nation and the world.
 - K. **Major Social Institutions.** Confidence in and commitment to various major social institutions (business, unions, branches of government, press, organized religion, military, etc.).
 - L. **Military.** Views about the armed services and the use of military force. Personal plans for military service.
 - M. **Interpersonal Relationships.** Qualitative and quantitative characteristics of cross-age and peer relationships. Interpersonal conflict.
 - N. **Race Relations.** Attitudes toward and experiences with other racial groups.
 - O. **Concern for Others.** Concern for others, voluntary and charitable activities.
 - P. **Happiness.** Happiness and life satisfaction, overall and in specific life domains.
 - Q. **Other Personality Variables.** Attitudes about self (including self-esteem), locus of control, loneliness, risk-taking, trust in others, importance placed on various life goals, counterculture orientation, hostility.
 - R. **Background.** Demographic and family background characteristics, living arrangements.
 - S. **Deviance and Victimization.** Delinquent behaviors, driving violations and accidents (including those under the influence of drugs), victimization experiences.
 - T. **Health.** Health habits, somatic symptoms, medical treatment.
-

*For a more detailed listing of measurement content areas, see Table 4.

Table 3
Prevalence of Drug Use Question Numbers by Questionnaire Form, 2003

Data for question numbers appearing in **boldface type** are published in this volume. Data for question numbers **not in boldface type** are not presented in this volume but, where appropriate, are included in the combined Forms 1–6 data. For marijuana, cocaine and heroin, the combined Forms 1–6 data comprise data from the general use question in some forms and component data in other forms. For example, the combined Forms 1–6 data for cocaine are a combination of data from the general cocaine use question in Forms 2 and 5 and data from the component crack and other forms of cocaine questions in Forms 1, 3, 4, and 6. Form 1 marijuana data and hashish data are combined to create the marijuana/hashish data for Form 1 and are then used with the general marijuana/hashish data in Forms 2–6 to create the combined Forms 1–6 data. Data on heroin use with and without a needle are combined to create the heroin data for Forms 2, 5, and 6 and are then used with the general heroin use questions in Forms 1, 3, and 4 to create the combined Forms 1–6 heroin data.

Questionnaire:	Question Numbers						
	Combined Forms 1-6	Form 1	Form 2	Form 3	Form 4	Form 5	Form 6
Cigarettes	B01-2	B001-2	B01-2	B01-2	B01-2	B01-2	B01-2
Smokeless Tobacco							B19-20
Bidis						E07b	D20c
Kreteks						E07c	D20d
Alcohol	B04a-c	B007a-c	B4a-c	B4a-c	B4a-c	B4a-c	B22a-c
Beer					D11-12		
Wine Coolers					D13-14		
Wine					D15-16		
Liquor					D17-18		
Flavored Alcoholic Beverages							D20k
Been Drunk	B04d-f	B016a-c					D11a-c
5+ Drinks in Last 2 Weeks	B06	B012	B06	B06	B06	B06	B24
Marijuana/Hashish (combined)	B07a-c		B07a-c	B07a-c	B07a-c	B07a-c	B25a-c
Hashish		B018a-c					
Marijuana		B019a-c					
LSD	B08a-c	B033a-c	B08a-c	B08a-c	B08a-c	B08a-c	B26a-c
Hallucinogens Other than LSD	B09a-c	B042a-c	B09a-c	B09a-c	B09a-c	B09a-c	B27a-c
Specific Hallucinogens Other than LSD ^a							
Mescaline		B045a					
Peyote		B045b					
"Shrooms" or Psilocybin		B045c					
PCP		B045d					
Concentrated THC		B045e					
PCP			E04a-c				
MDMA ("Ecstasy")	B19a-c			B18a-c	B18a-c		
Cocaine	B10a-c		B10a-c			B10a-c	
Crack	B10d-f	B075a-c	E03a-c	B11a-c	B11a-c	E06a-c	B29a-c
Other Cocaine	B10g-i	B076a-c		B12a-c	B12a-c		B30a-c
Amphetamines	B11a-c	B050a-c	B11a-c	B10a-c	B10a-c	B11a-c	B28a-c
Ritalin				D05d			D20g
Methamphetamine	B11d-f				B17a-c		B36a-c
Crystal Meth ("Ice")	B11g-i		B12a-c			B12a-c	
Specific Amphetamines ^b							
Benzedrine		B056a					
Dexedrine		B056b					
Methedrine		B056c					
Ritalin		B056d					

Table 3 (continued)

Questionnaire:	Question Numbers						
	Combined Forms 1-6	Form 1	Form 2	Form 3	Form 4	Form 5	Form 6
Preludin		B056e					
Dexamyl		B056f					
Methamphetamine		B056g					
Crystal Meth		B056h					
Quaaludes	B12a-c	B060a-c					
Barbiturates	B13a-c	B062a-c	B13a-c	B13a-c	B13a-c	B13a-c	B31a-c
Tranquilizers	B14a-c	B065a-c	B14a-c	B14a-c	B14a-c	B14a-c	B32a-c
Specific Tranquilizers ^c							
Librium		B071a					
Valium		B071b					
Xanax		B071c					
Equanil		B071d					
Meproamate		B071e					
Serax		B071f					
Atarax		B071g					
Tranxene		B071h					
Vistaril		B071i					
Rohypnol				D05e			D20j
GHB							D20a
Ketamine				D05a		E07a	D20b
Heroin	B15a-c	B086a-c		B15a-c	B15a-c		
Heroin with a Needle	B15d-f		B15a-c			B15a-c	B33a-c
Heroin without a Needle	B15g-i		B16a-c			B16a-c	B34a-c
Other Narcotics	B16a-f	B088a-c	B17a-c	B16a-c	B16a-c	B17a-c	B35a-c
OxyContin						E07d	D20h
Vicodin						E07e	D20i
Specific Other Narcotics ^d							
Methadone		B094a					
Opium		B094b					
Morphine		B094c					
Codeine		B094d					
Demerol		B094e					
Vicodin		B094f					
OxyContin		B094g					
Percocet		B094h					
Perdocan		B094i					
Dilaudid		B094j					
Inhalants	B17a-c		B18a-c	B17a-c		B18a-c	
Amyl and Butyl Nitrites			E05a-c				
Steroids	B18a-c		E06a-c				D12a-c
Androstenedione				D05b			D20e
Creatine				D05c			D20f
Diet Pills		B046a-c					
Stay-Awake Pills		B047a-c					
"Look-Alikes"		B048a-c					

^aAsked in a set after a branching question about any use of hallucinogens other than LSD.

^bAsked in a set after a branching question about any use of amphetamines.

^cAsked in a set after a branching question about any use of tranquilizers.

^dAsked in a set after a branching question about any use of narcotics other than heroin.

produces five or six virtually identical subsamples. About one-third of each questionnaire form consists of key or “core” variables that are common to all forms. All demographic variables and some measures of drug use are included in this “core” set of measures. This use of the full sample for drug and demographic measures provides a more accurate estimation on these dimensions and also makes it possible to link them statistically to all of the other measures that are included in a single form only.*

Representativeness and Validity

The samples for this study are intended to be representative of high school seniors throughout the 48 coterminous states. We have already discussed the fact that this definition of the sample excludes one important portion of the age cohort: those who have dropped out of high school before nearing the end of the senior year. But given the aim of representing high school seniors, it will now be useful to consider the extent to which the obtained samples of schools and students are likely to be representative of all seniors and the degree to which the data obtained are likely to be valid.

We can distinguish at least four ways in which survey data of this sort might fall short of being fully accurate. First, some sampled schools refuse to participate, which could introduce some bias. Second, the failure to obtain questionnaire data from 100 percent of the students sampled in participating schools would also introduce bias. Third, the answers provided by participating students are open to both conscious and unconscious distortions that could reduce validity. Finally, limitations in sample size and/or design could place limits on the accuracy of estimates. Each of these issues is treated extensively elsewhere (Johnston, O'Malley, and Bachman, 1984, especially Appendices A and B), so in this section we will present only the highlights of each of those discussions.

School Participation. As noted in the description of the sampling design, schools are invited to participate in the study for a two-year period. With very few exceptions, each school that has participated for one data collection has agreed to participate for a second. Thus far, an average of about 65 percent of the schools initially invited to participate have agreed to do so each year; for each school refusal, a similar school (in terms of size, geographic area, urbanicity, etc.) was recruited as a

replacement. The selection of replacement schools almost entirely removes problems of bias in region, urbanicity, and the like that might result from certain schools refusing to participate. Other potential biases are more subtle, however. For example, if it turned out that most schools with “drug problems” refused to participate, that could seriously bias the drug estimates derived from the sample. And if any other single factor were dominant in most refusals, that also might suggest a source of serious bias. In fact, however, the reasons for schools’ refusals to participate are varied and largely a function of happenstance events of the particular year. Thus, we feel fairly confident that school refusals have not seriously biased the surveys.

Student Participation. Completed questionnaires are obtained from three-fourths to four-fifths of all students sampled. The single most important reason that students are missed is that they are absent from class at the time of data collection, and in most cases it is not workable to schedule a special follow-up data collection for them. Students with fairly high rates of absenteeism also report above-average rates of drug use; therefore, there is some degree of bias introduced by missing the absentees. That bias could be largely corrected through the use of special weighting; however, this course was not chosen because the bias in estimates (for drug use, where the potential effect was hypothesized to be the largest) was determined to be quite small and because the necessary weighting procedures would have introduced undesirable complications.

In addition to absenteeism, student nonparticipation occurs because of schedule conflicts with school trips and other activities that tend to be more frequent than usual during the final months of the senior year. Of course, some students refuse to complete or turn in the questionnaire. However, the SRC representatives in the field estimate this proportion to be only about 1 percent.

Validity of Self-Report Data. Survey measures of delinquency and of drug use depend upon respondents reporting what are, in many cases, illegal acts. Thus, a critical question is whether such self-reports are likely to be valid.

Like most studies dealing with these areas, we have no direct, objective validation of the present measures; however, the considerable amount of inferential evidence that exists strongly suggests that the self-report questions produce largely valid

*These core variables are the first ones on which data are presented in the Descriptive Results section.

data. A number of factors have given us reasonable confidence about the validity of the responses to what are presumably among the most sensitive questions in the study: a low nonresponse on the drug questions; a large proportion admitting to some illicit drug use; the consistency of findings across several years of the present study; strong evidence of construct validity (based on relationships observed between variables); a close match between our data and the findings from other studies using other methods; and the findings from several methodological studies that have used objective validation methods.*

As for others of the measures, a few have a long and venerable history—as scholars of the relevant literatures will recognize—though some of these measures have been modified to fit the present questionnaire format. Many (probably most) questions, however, have been developed specifically for this project through a careful process of question writing, pilot testing, pretesting, and question revision or elimination. Some already have been included in other publications from the study, but many have not; therefore, there currently exists little *empirical* evidence of their validity and reliability. On the other hand, the fact that virtually all results presented in this volume are based on individual items, rather than indexes or abstract concepts, should make it easy for the reader to judge the degree to which each item has “face validity” and also the degree to which there is some evidence of construct validity in the bivariate results.

Accuracy of the Sample. A sample survey never can provide the same level of accuracy as would be obtained if the entire target population were to participate in the survey—in the case of the present study, about 2.5–4.0 million seniors per year. However, perfect accuracy of this sort would be extremely expensive and certainly not worthwhile considering the fact that a high level of accuracy can be provided by a carefully designed probability sample. The accuracy of the sample in this study is affected both by the size of the student sample and by the number of schools in which they are clustered. Appendix B presents a discussion of the ways in which this clustering and other aspects of the sampling design are taken into account in computing the precision or accuracy of the

samples. For the purposes of this introduction, it is sufficient to note that virtually all estimates based on the total sample have confidence intervals of ± 1.5 percentage points or smaller—sometimes considerably smaller. This means that, had we been able to invite all schools and all seniors in the 48 coterminous states to participate, the results from such a massive survey would be within an estimated 1.5 percentage points of our present sample findings at least 95 times out of 100. We consider this to be a quite high level of accuracy, one that permits the detection of fairly small trends from one year to the next.

Consistency and the Measurement of Trends.

One other point is worth noting in a discussion of the validity of our findings. The Monitoring the Future project is, by intention, a study designed to be sensitive to changes from one time to another. Accordingly, the measures and procedures have been standardized and applied consistently across each data collection. To the extent that any biases remain because of limits in school and/or student participation, and to the extent that there are distortions (lack of validity) in the responses of some students, it seems very likely that such problems will exist in much the same way from one year to the next. In other words, biases in the survey estimates should tend to be consistent from one year to another, which means that the measurement of *trends* should be affected very little by any such biases.

Caveats to Users of the Data

In attempting to understand and interpret the statistical results contained in this volume, the reader should keep in mind the several considerations discussed below.

Estimation of Sampling Errors. Appendix A provides figures that allow the reader to determine the 95 percent confidence interval around any observed percentage for both the total sample and the several subgroups for which statistics are given. Appendix A also provides tables and guidelines for testing the statistical significance of observed differences between subgroups (e.g., males vs. females) and the significance of year-to-year changes for the entire sample and for the various subgroups on any given variable. Estimates based on subgroups

*A more detailed discussion of the evidence for validity of the measures of illicit drug use may be found in Johnston et al. (2004). An analysis of inconsistencies in students' reports of monthly vs. yearly drug use is provided by Bachman and O'Malley (1981).

containing relatively few cases (e.g., those who have used heroin) will have substantially larger margins of error than those subgroups with large numbers of cases.

Subgroup Definitions. At the beginning of the Descriptive Results section there is a careful definition of each of the subgroups analyzed in this series of volumes. It is important for the reader to read these definitions so as not to be misled by the necessarily abbreviated descriptions given in the column headings of the data tables. For example, the column labeled “4-Year College Plans” includes data only for seniors who expect to graduate from a four-year college, which is only a subset of all who expect to receive some college training. To take another example, several column headings in the lifetime illicit drug use index use the term “pills”; however, these categories contain people who indicate that they used any of a number of drugs—including some that usually are not taken in pill form (e.g., cocaine and narcotics other than heroin).

Missing Data Notes. Each column of percentages for a given variable adds to 100 percent (with slight variations due to rounding), whether based on the entire sample or any one of the subgroups being described. Missing data were not included in computing these percentages, so it is up to the reader to determine whether an exceptional level of missing data exists on any given question. This can be done by comparing the weighted number of cases on which those percentages were based (given in *italics* under each percentage distribution) with the total number of weighted cases who took the questionnaire (given at the top of the same column). As would be expected, the missing data rate tends to rise modestly toward the end of each questionnaire. Occasionally there is an exceptional level of nonresponse for some other reason, the most common being that the respondent has been branched around a question or set of questions that are inappropriate for him or her. In this case, the percentages are based only on those for whom the question was appropriate *and* who answered. A footnote has been entered to help call attention to the fact that completing a particular question is contingent upon the answer on a prior question. Most such cases are contained in Form 1 of the questionnaire, which has several sets of detailed questions about drug use that are answered only by those respondents who have used a particular class of drug during the past year.

Characterizing Heroin Users. Because this project places a special emphasis on the study of drug use, one set of columns distinguishes respondents according to the extent to which they have been involved with illicit drugs. The five drug use categories are based on an index of seriousness of involvement. The index has Guttman-like properties—that is, anyone classified at a given level is also very likely to have exhibited any drug-using behaviors that are associated with the lower levels in the index.

The most extreme category in the index is defined in terms of the respondent’s ever having used heroin during his or her lifetime. However, any interpretations made about heroin users from these data must be tempered with extreme caution, not only because the small number of cases makes estimation in a given year relatively unreliable but also because the heroin users are probably the most selectively represented of all of the subgroups presented here. Heroin users—especially continuing users—are among those most likely to drop out of high school (Johnston, 1973). Therefore, we feel heroin users are particularly underrepresented in a sample of high school seniors. Furthermore, most of those included in the study report only very occasional heroin use. Frequent users—addicts, if you will—are not well represented in these data.

Given these problems with the representation of heroin users, the readers may wonder why it was decided to present them as a separate category of drug users. There are two reasons for doing so. First, because even occasional heroin use represents such an extreme point on the continuum of drug involvement, it seems preferable that the heroin users not be mixed in with the next highest category of use (the “more pills” category). It remains quite possible, of course, for anyone to *combine* any two or more categories in the drug use continuum (by computing means of percentages weighted by the number of cases in each category); therefore, those wishing to incorporate heroin users with the next category can do so whenever they wish. The second reason for keeping them separate is that we suspect the data based on high school seniors provide some indication of the characteristics that might be found among heavier heroin users who dropped out of school. Some variables in the study are strongly correlated with the drug use continuum, and the present heroin user category provides both an end point for that

continuum and an indication of the direction (further out on the continuum) in which heavier heroin users are likely to lie.

In sum, the reporting of separate percentages for heroin users among high school seniors permits greater clarity in analyzing other levels of drug use and provides data that may be suggestive about the larger population of young heroin users. But the particular data are clearly limited and should be interpreted with these cautions in mind.

Interpreting Racial Differences. Data are given for the two largest racial/ethnic subgroups in the population—those who identify themselves as white or Caucasian and those who identify themselves as black or African American. Data are not given for the other ethnic categories (American Indian or Native American Indian, Asian American, Mexican American or Chicano, Puerto Rican, Cuban American, or other Latin American) since each of these groups constitutes a small proportion of the sample in any given year, which means that their small *Ns* (in combination with their clustered groupings in a limited number of schools) would yield estimates that would be too unreliable. In fact, even African Americans—who constitute approximately 12 percent of each year's sample—are represented by only 230 to 425 respondents per year on any single questionnaire form. Further, because our sample is a stratified clustered sample, it yields less accuracy than would be yielded by a pure random sample of equal size (see Appendix B for details). Therefore, because of the limited number of cases, the margin of sampling error around any statistic describing African Americans is larger than for most other subgroups described in this volume.

There exists, however, a quick way to determine the replicability of any finding involving racial comparisons. Since most questions are repeated from year to year, one can readily establish the degree to which a finding is replicated by looking at the results for the same question in prior or subsequent years. Given the relatively small *Ns* for African Americans, the reader is urged to seek such replication before putting much faith in the reliability of any particular racial comparison.

There are factors in addition to unreliability, however, that could be misleading in the interpretation of racial differences. Given the social importance that has been placed on various racial differ-

ences reported in the social science literature, we would like to caution the reader to consider the various factors that could account for differences. These factors fall into three categories: differential representation in the sample, differential response tendencies, and the confounding of race with a number of other background and demographic characteristics.

Differential Representation. Census data characterizing American young people in the approximate age range of those in our sample show that somewhat lower proportions of African Americans than whites remain in school through the end of twelfth grade, though these differences have diminished appreciably in recent years. Therefore, a slightly different segment of the African American population than the white population resides in our target population of high school seniors. Further, our samples appear to under-represent slightly those African American males who, according to census figures, *are* in high school at the twelfth grade level. Identified African American males constitute about 6 percent of our sample, whereas census data suggest they should constitute about 7 percent. Therefore, it appears that we are losing more African American males from our target population than white males or females of either race. This may be due to generally poorer attendance rates on the part of some African American males and/or an unwillingness on the part of some to participate in data collections of this sort.

In sum, a smaller segment of the African American population than the white population of high school age is represented by the data contained here. Insofar as any characteristic is associated with being a school dropout or absentee, it is likely to be somewhat disproportionately underrepresented among African Americans in our sample.

Differential Response Tendencies. In examining our full range of variables, we have noted certain racial differences in response tendencies. First, the tendency to state agreement in response to agree-disagree questions is generally somewhat greater among African Americans than among whites. For example, African Americans tend to agree more with the positively worded items in our index of self-esteem, but they also tend to agree more with the negatively worded items. As it happens, that particular index has an equal number of positively and negatively worded items, so that any overall

“agreement bias” should be self-canceling when the index score is computed. Since all data in this volume are based on single items, however, group differences in agreement bias are likely to affect results on questions employing the agree–disagree format. Fortunately, most of our questions are not of that type.

We have also observed a somewhat greater than average tendency for African American respondents to select extreme answer categories on attitudinal scales. For example, even if the same proportion of African Americans as whites feel positively (or negatively) about some subject, fewer of the whites are likely to say they feel *very* positively (or *very* negatively). We do not have any ready explanations for these differences in response styles, but what seems important for our present purposes is that, in the process of interpreting racial differences, the reader should be aware that differences in response to particular questions may be related to these more general tendencies.

A somewhat separate issue in response tendency is a respondent’s willingness to answer particular questions. The missing data rate, which can be determined by dividing the number responding to a question by the number taking the questionnaire (given at the top of each page), may reflect willingness to answer particular questions. If a particular question or set of questions has a missing data rate higher than is true for the prior or subsequent questions, then presumably more respondents than usual were unwilling (or perhaps unable) to answer it. We have observed such an exaggerated missing data rate for African American males on the set of questions dealing with the respondent’s own use of illicit drugs. Clearly a respondent’s willingness to be candid on such questions depends on his or her trust of the research process and of the researchers themselves. We interpret the exaggerated missing data rates for African American males in these sections as possibly reflecting, at least in part, less trust. The reader is advised to check for exceptional levels of missing data when making comparisons on any variable in which candor is likely to be reduced by lower system trust. One bit of additional evidence related to trust in the research process is that higher proportions of African Americans than whites indicated that if they had used marijuana or heroin, they would not have been willing to report it in the survey.

Covariance with Other Factors. Some character-

istics such as race are highly confounded (correlated) with other variables—variables that may in fact explain some observed racial differences. Put another way, at the aggregate level we might observe a considerable racial difference on some characteristic, but once we control for some background characteristics such as socio-economic level or region of the country—that is, once we compare the African American respondents with whites who come from similar backgrounds—there may be no racial difference at all.

Race happens to be correlated with important background and demographic variables much more than some of the other variables dealt with here (such as the respondent’s sex). When we compare males and females in this sample, we know that observed differences between them are not likely to be explained by differences in their family backgrounds (such as the socioeconomic level of their families, the region of the country, or the size of the cities in which they grew up) because males and females on the average come from extremely similar backgrounds. A perusal of Section C of Questionnaire Forms 1 through 6, however, will illustrate that on the average the African American subgroup in this sample is quite different from the white subgroup in a number of such respects. A higher proportion of African Americans live in the South and a higher proportion grew up in families with the father and/or mother absent, and more had mothers who worked while they were growing up. A substantially higher proportion of African Americans are Baptists, and African Americans tend to attribute more importance to religion in their lives than do whites. A higher proportion of African American respondents have children, and, on the average, they are slightly older than the white sample. As was mentioned earlier, African American males are more under-represented in our sample than African American females.

We note these differences in demographic, background, and ascriptive characteristics because, in any attempt to understand *why* a racial difference exists, one would want to be able to examine the role of these covarying characteristics. It is not possible, given the amount of data contained in this volume, to “factor out” the contribution of most of these covarying characteristics when interpreting racial differences. Therefore, while the data here may provide a relatively accurate *description* of

racial differences (keeping in mind our earlier cautions about representativeness and response style), they do not by themselves yield a great deal by way of explanation.

However, since the full data sets now reside in an archive, described in the Preface, it is possible for the reader to conduct a more in-depth exploration of observed differences—or nondifferences, for that matter. We particularly encourage readers interested in racial comparisons to make further explorations of the data in order to determine the possible role of the other variables discussed here. Users of the data are also encouraged to contact the principal investigators for information on the most recent analyses of racial differences, some of which have been published.*

Given the long list of caveats about interpreting racial differences, one might ask why we chose to publish the statistics for racial subgroups at all. After considerable deliberation among ourselves as well as with colleagues more knowledgeable in the field of race relations, we concluded that the expected benefits of making these data available (along with this cautionary discussion) outweigh the potential costs of having them misused. Unfortunately, because African Americans constitute a relatively small proportion of the American population, they constitute too small a number in most surveys to be characterized separately. Because the sample sizes in the present survey are large in comparison to most, we have at least sufficient numbers of cases to consider publishing data on African Americans separately. Further, given the iterative nature of the series, we are also able to provide checks for the replication of findings on different samples each year. While there may be some risk that findings will be taken out of context or used carelessly in ways that might tend to increase racial misunderstandings, there is substantially greater risk that valuable information concerning the races (and relative to their well-being) would be lost if it were not included here.

A Note on the Questions about Amphetamine Use. Prior to the 1982 survey, we discovered that some respondents' answers to questions on amphetamine use erroneously included use of over-the-counter, stay-awake, and diet pills, as well as some "look-alike" pills. In the 1982 survey, we introduced some new questions on the use of

of amphetamines in order to make it clearer to the respondents that "look-alike" pills and over-the-counter products should be excluded. We also kept the old version of the questions in two questionnaire forms in the 1982 and 1983 surveys so that it would be possible to "splice" the trend lines resulting from the old and new questions. As a result of these changes, the reader who uses these volumes to examine trends in amphetamine use must be careful not to make inappropriate comparisons. The response distributions shown in the combined Forms 1-5 section (pages 28-29) from 1975 to 1981 contain the responses for Forms 1-5. For 1982 and 1983, that section contains two sets of responses. The first set is for Forms 1, 2, and 4 (with Form 1 double-weighted); these provide what we believe to be the best estimates of current amphetamine use and of trends from 1982 on. The second set of responses is based on Forms 3 and 5, the old versions of the questions; thus, these questions provide the best comparisons for looking at trends over time from 1975 to 1983 (although there is reason to be cautious about these trends because of the erroneous inclusion of nonamphetamines, as described above). Beginning in 1984, all forms use the new versions of the questions.

A Note on the Questions about Alcohol Use. In 1993, the question text was changed slightly in Forms 2, 5, and 6 to indicate that a "drink" meant "more than just a few sips." As a result of these changes, the reader who uses these volumes to examine trends in alcohol use must be careful not to make inappropriate comparisons. The response distributions shown in the combined forms section for 1975 to 1992 contain the responses for Forms 1-5 (through 1988) or 6 (beginning in 1989). For 1993, that section contains two sets of responses. The first set is for Forms 1, 3, and 4, the old versions of the questions; these questions provide the best comparisons for looking at trends over time from 1975 to 1993. The second set of responses is based on Forms 2, 5, and 6; these provide what we believe to be the best estimates of alcohol use and of trends from 1993 on. Beginning in 1994, all forms use the new versions of the questions.

A Note on the Questions about the Use of Hallucinogens Other Than LSD and Tranquilizers. In 2001, the questions on the use of hallucinogens other than LSD and tranquilizers

*An extended analysis and discussion of African American-white differences may be found in Bachman and O'Malley (1984), Bachman, Wallace, O'Malley, Johnston, Kurth, and Neighbors (1991), Wallace, Bachman, O'Malley, Johnston, Schulenberg, and Cooper (2002), Wallace, Bachman, O'Malley, Schulenberg, Cooper, and Johnston (2003), and Wallace, Forman, Guthrie, Bachman, O'Malley, and Johnston (1999).

were changed slightly in Forms 1, 3, and 5. For hallucinogens other than LSD, the term “other psychedelics” was replaced with “other hallucinogens” and “shrooms” was added to the list of examples. For the tranquilizer list of examples, Miltown was replaced with Xanax. In 2002, the questions in the remaining forms were also changed. The data presented in this volume contain the revised question text data for all forms.

Caution must be used when comparing data from 2001 to data from 2002 or when examining long-term trends. As with the revised alcohol questions, the set of old questions in the 2001 data (Forms 2, 4, and 6) are best used for the examination of trends over time from 1975 to 2001. The revised questions in 2001 (Forms 1, 3, and 5) and later are best used

for the examination of trends from 2001 on. Beginning in 2002, all forms used the revised questions.

A Note on the Questions about the Use of Narcotics Other Than Heroin. In 2002, the questions on the use of narcotics other than heroin were revised in Forms 1, 2, and 4. The list of examples of narcotics other than heroin was updated: Talwin, laudanum, and paregoric—all of which had negligible rates of use by 2001—were replaced with Vicodin, OxyContin, and Percocet (and Percodan and Dilaudid in Form 1 only). In 2003, the question text in the remaining forms was also changed. Again, caution must be used in the comparison of trend data involving these revised questions.

Descriptive Results

Introduction to the Table Format and Conventions

Univariate and selected bivariate percentage distributions are given in this section for all questions asked of this year's senior class. The definitions of column headings and the source of the standard content for each table are given below under the numbers indicated in Figure 1.

Definitions of Column Headings

① **Questionnaire Form.** The form from which all data on the page were derived is given here. When the designation "Forms 1-6" is used, it indicates that responses from students completing all six questionnaires (or, in some cases, two or more of the questionnaires) have been combined; accordingly, the numbers of respondents in each column are six times as large as for questions contained in a single form only.

② **Total Sample.** Univariate percentage distributions based on the total sample of respondents are given in this column.

③ **Sex.** Percentage distributions are given separately for males (M) and females (F). Respondents with missing data on the question asking the respondent's sex (question C03) are omitted from both groups.

④ **Race.** Percentage distributions are given separately for those describing themselves as "White or Caucasian" (W) and "Black or African American" (B) in answer to question C04. Comparable columns for the other racial or ethnic groups (Mexican American or Chicano, Puerto Rican, Asian American, American Indian or Native American Indian, etc.) are not shown because of the low number of cases in each group. *Note:* See the caveats regarding the interpretation of racial differences in the Introduction section of this volume.

⑤ **Region.** Percentage distributions are given separately for respondents living in each of four mutually exclusive regions of the country. The regional classifications are based on Census categories and are defined as follows:

Northeast (NE): Census classifications of New England and Middle Atlantic states; includes Maine, New Hampshire, Vermont, Massachusetts, Rhode Island, Connecticut, New York, New Jersey, and Pennsylvania.

North Central (NC): Census classifications of East North Central and West North Central states; includes Ohio, Indiana, Illinois, Michigan, Wisconsin, Minnesota, Iowa, Missouri, North Dakota, South Dakota, Nebraska, and Kansas.

South (S): Census classifications of South Atlantic, East South Central, and West South Central states; includes Delaware, Maryland, District of Columbia, Virginia, West Virginia, North Carolina, South Carolina, Georgia, Florida, Kentucky, Tennessee, Alabama, Mississippi, Arkansas, Louisiana, Oklahoma, and Texas.

West (W): Census classifications of Mountain and Pacific states; includes Montana, Idaho, Wyoming, Colorado, New Mexico, Arizona, Utah, Nevada, Washington, Oregon, and California.

⑥ **Four-Year College Plans.** Percentage distributions are given separately for (1) respondents who indicate that they "definitely will" or "probably will" graduate from a four-year college program and (2) those who say that they "definitely won't" or "probably won't" graduate from a four-year college program, based on responses to question C21d. Respondents not answering question C21d are omitted from both columns. (A number of those who do not expect to complete a four-year college program *do* expect to get some post-secondary education, as may be seen in the tables for questions C21a and C21c.)

⑦ **Illicit Drug Use: Lifetime.** Percentage distributions are given separately for five mutually exclusive subgroups differentiated by their degree of involvement with illicit drugs. Eligibility for each category is defined below.

None: This column contains data from those respondents who indicated that they had not used marijuana at any time and did not report use of any of the following illicit drugs in their lifetime: LSD, other psychedelics, cocaine, amphetamines, tranquilizers, methaqualone, barbiturates, heroin, or other narcotics.*

Marijuana Only: This column contains data from other respondents who indicated that they had used marijuana (or hashish) but had never used any of the other illicit drugs listed above.

Few Pills: This column contains data from those respondents who indicated having used one or more of the above listed drugs (other than marijuana) but who had not used any one class of them on three or more occasions *and* who had not used heroin at all.

More Pills: This column contains data from respondents who had used any of the above listed drugs (other than marijuana) on three or more occasions but who had never used heroin.

Any Heroin: This column contains data from those respondents who indicated having used heroin on one or more occasions in their lifetime.

⑧ **N (Weighted Number of Cases).** This row contains the number of students who turned in questionnaires in each of the categories indicated by the column headings. The number of cases is stated in terms of the weighted number of respondents rather than the actual number, since all percentages in the tables have been calculated using weighted cases. The actual number of respondents generally is about 15 percent higher than the weighted number for data collected in 1975, 1976, and 1977. (A comparison of weighted and unweighted numbers is provided in Table B-1 in Appendix B.) For data collected in 1978 or later, the actual number of respondents is roughly equal to the weighted number. Weighting is used to improve the accuracy of estimates by correcting for unequal probabilities of selection that arise in the multi-stage sampling of

selection that arise in the multi-stage sampling procedures.

⑨ **Percentage of Weighted Total.** This row indicates the percentage of the total number of respondents who fall into the category indicated by each column heading. Unlike all other percentages on the page, which can be summed vertically, these percentages sum horizontally. To the extent that the subcategories in a column (e.g., males and females) fail to sum to 100 percent, cases have been eliminated because of missing data on the variable in question (e.g., sex) or, in the case of race, because several subcategories have been omitted intentionally.

Table Contents

⑩ **Questions and Answers.** Each question along with its accompanying answer alternatives is presented verbatim. The alphanumeric prefix to the question indicates the section of the questionnaire in which it is located and its sequence within that section. So, for example, a prefix of B12c indicates that the item was question 12c in the B section of the questionnaire.

⑪ **Item Reference Number.** This is a unique identification number permanently assigned to each question. Any question may be located in the Question Index of the 1975-81 volumes by using this number and in the Question Index of all subsequent volumes by using this number in conjunction with the subject area code.

⑫ **Subject Area Code.** Every question has been classified into one or more subject areas; the alphanumeric code indicates the subject area (or areas) applicable to the question shown. The complete listing of subject areas is presented in Table 4 (at the beginning of the Question Index near the end of this volume). Starting with the 1982 volume, the Question Index is ordered first by subject area and then (within areas) by item reference number.

⑬ **Percentage Distribution.** Each column of numbers beside a question gives the percentage of each group (defined by the column heading) who chose each answer alternative, rounded to the nearest tenth of a percent. These figures add

*Inhalants (including the amyl and butyl nitrites) are not included in this list of illicit drugs because the relevant questions are not contained in all questionnaire forms or in all years of the study. Similarly, the use of PCP is counted only if it was reported under "other hallucinogens" use because specific questions about PCP are not included in all forms or years. This results in a few apparent inconsistencies in the tables relating the drug use index to specific questions about these drugs.

spondents may be determined by subtracting this weighted number answering from the weighted number taking the questionnaire, shown at the top of the same column. Nonresponse may be due to the subject not answering the question, even though it pertains to him or her, or to the subject skipping inappropriate questions as instructed on a prior item.

⑭ Number of Weighted Cases Answering (N). The number of students in the relevant group (defined by the column heading) who answered the question is given just below the percentage distribution. The number of nonre-

QUESTIONNAIRE FORM 1-6 1990		TOTAL	SEX		RACE		REGION				4YR COLLEGE PLANS		ILLCIT DRUG USE: LIFETIME					
			M	F	White	Black	NE	NC	S	W	Yes	No	None	Mari- juana Only	Few Pills	More Pills	Any Her- oin	
N (Weighted No. of Cases):		15676	7862	7241	11410	1614	3358	4284	5262	2773	10245	4332	8006	2901	1872	2380	194	
% of Weighted Total:		100.0	50.2	46.2	72.8	10.3	21.4	27.3	33.6	17.7	65.4	27.6	51.1	18.5	11.9	15.2	1.2	
These next questions ask for some back-ground information about yourself.																		
C01: In what year were you born?																		
1	Before 70	0.4	0.5	0.3	0.2	0.6	0.4	0.2	0.7	0.3	0.3	0.7	0.4	0.3	0.8	0.4	2.7	
2	1970	3.2	4.0	2.0	2.0	5.4	2.4	2.4	4.7	2.6	1.8	5.5	3.2	3.3	2.7	3.0	4.4	
3	1971	28.7	32.4	24.7	27.3	32.3	24.3	32.7	29.5	26.2	25.5	34.9	27.6	28.8	29.8	30.7	27.5	
4	1972	66.5	62.2	71.4	69.6	60.1	71.0	64.2	64.1	69.0	71.0	58.3	67.3	66.7	66.1	65.1	64.9	
5	1973	1.1	0.9	1.4	1.0	1.3	1.7	0.6	0.8	1.9	1.4	0.4	1.5	0.8	0.6	0.9	0.5	
6	1974	-	-	-	-	0.1	-	-	-	0.1	-	-	-	0.1	-	-	-	
7	1975	-	-	-	-	0.1	-	-	-	-	-	-	-	-	-	-	-	
8	After 1975	-	-	-	-	0.1	0.1	-	0.1	-	-	0.1	0.1	-	0.1	-	-	
Item 10 Subject R01		N 15360	7854	7239	11403	1614	3270	4230	5128	2732	10213	4309	7925	2869	1858	2347	191	
C02: In what month were you born?																		
01	January	8.3	8.4	8.1	8.2	7.8	7.8	8.8	8.3	8.0	8.1	8.3	8.3	7.7	8.3	9.3	6.9	
02	February	8.0	7.8	8.2	8.1	7.5	7.6	8.1	8.3	7.6	8.2	7.5	7.6	8.9	8.0	8.0	7.5	
03	March	8.3	8.2	8.6	8.7	7.8	8.5	8.7	8.0	8.0	8.4	8.1	8.4	8.8	8.3	7.6	5.0	
04	April	8.4	8.7	7.9	8.3	9.4	8.9	7.8	8.7	8.0	8.7	8.1	8.3	8.6	8.2	8.4	9.6	
05	May	8.3	8.3	8.3	8.1	8.4	8.7	8.3	7.9	8.5	8.1	8.7	8.0	8.6	8.8	8.7	7.8	
06	June	7.9	7.7	8.2	7.9	7.7	8.3	7.3	8.2	7.7	7.9	8.0	7.8	8.2	7.5	8.1	10.5	
07	July	8.6	8.6	8.6	8.7	8.1	9.1	8.5	8.1	9.3	8.5	9.1	8.5	8.9	8.8	8.2	12.6	
08	August	8.7	8.7	8.7	8.8	8.3	8.4	8.0	9.4	9.1	8.7	9.0	9.3	8.1	8.4	8.0	7.6	
09	September	8.3	8.1	8.9	8.2	9.4	7.9	8.9	7.8	8.9	8.3	8.3	8.8	7.6	8.7	7.7	5.0	
10	October	8.5	8.6	8.3	8.5	9.1	8.3	8.6	8.6	8.4	8.5	8.5	8.6	7.6	8.8	9.4	5.1	
11	November	8.1	8.3	7.5	8.1	7.9	8.1	8.1	8.1	8.0	8.4	7.2	8.2	8.7	6.9	7.6	8.6	
12	December	8.6	8.6	8.7	8.4	8.7	8.4	8.7	8.5	8.5	8.3	9.1	8.1	8.5	9.3	9.0	13.9	
Item 20 Subject R01		N 15343	7845	7237	11393	1612	3270	4226	5120	2727	10205	4301	7919	2865	1855	2340	191	
C03: What is your sex?																		
1	Male	52.1	100.0	-	52.8	45.8	53.6	51.6	51.3	52.2	51.0	52.8	50.0	54.8	52.5	53.8	65.5	
2	Female	47.9	-	100.0	47.2	54.2	46.4	48.4	48.7	47.8	49.0	47.2	50.0	45.2	47.5	46.2	34.5	
Item 30 Subject R01		N 15103	7862	7241	11246	1567	3229	4158	5031	2685	10081	4214	7803	2809	1832	2307	185	
C04: How do you describe yourself?																		
1	American Indian	1.4	1.5	1.3	-	-	1.5	1.4	1.1	2.0	0.9	2.7	1.2	1.1	1.8	2.3	2.4	
2	Black or Afro-American	10.6	9.2	11.9	-	100.0	5.4	3.4	22.9	4.8	9.5	11.2	13.8	10.2	6.3	2.8	3.3	
3	Mexican American or Chicano	5.7	5.7	5.8	-	-	0.2	2.6	9.7	9.6	4.8	7.7	5.9	5.7	6.1	4.5	4.9	
4	Puerto Rican or other Latin American	2.3	2.4	2.2	-	-	4.9	0.6	2.2	1.8	2.4	1.8	2.4	1.8	2.4	2.0	2.5	
5	Oriental or Asian American	2.8	3.0	2.6	-	-	2.0	1.1	1.1	9.8	3.6	0.8	4.0	1.6	1.4	1.3	2.8	
6	White or Caucasian	75.0	76.0	74.2	100.0	-	83.3	89.0	61.5	68.3	77.0	73.0	70.3	77.9	79.9	85.0	80.6	
7	Other	2.2	2.3	2.1	-	-	2.7	1.7	1.5	3.7	1.8	2.7	2.3	1.8	2.1	2.0	3.6	
Item 40 Subject R01		N 15223	7804	7166	11410	1614	3244	4200	5096	2683	10135	4279	7862	2840	1845	2318	189	
C05: Where did you grow up mostly?																		
1	On a farm	5.5	5.8	5.1	6.4	2.8	1.5	7.8	6.2	5.2	4.1	8.8	6.2	3.6	5.2	5.1	6.9	
2	In the country, not on a farm	-	-	-	14.8	19.3	11.1	13.9	20.8	9.7	11.8	22.0	16.0	11.8	14.9	14.4	10.3	
3	In a small town	-	-	-	-	-	45.2	30.8	30.2	19.2	30.9	33.7	31.2	31.7	31.6	33.7	26.1	
4	In a large town	-	-	-	-	-	-	-	-	-	-	-	-	-	-	-	-	
5	In a city	-	-	-	-	-	11.1	10.2	16.4	10.6	10.6	10.6	10.3	11.8	9.7	10.3	10.3	
6	In a city, not a farm	-	-	-	-	-	7.2	6.3	9.2	5.9	7.6	9.6	7.6	9.6	9.6	9.6	9.6	
7	In a city, not a farm	-	-	-	-	-	18.6	9.6	8.5	9.2	18.6	9.6	18.6	9.6	8.5	9.2	18.6	

MONITORING THE FUTURE

QUESTIONNAIRE FORM 1-6 2003	TOTAL	SEX		RACE		REGION				COLLEGE PLANS?		ILLCIT DRUG USE: LIFETIME				
		M	F	White	Black	NE	NC	S	W	Yes	No	None	Mari- juana Only	Few Pills	More Pills	Any Her- oin
<i>N (Weighted No. of Cases):</i> <i>% of Weighted Total:</i>	15200 100.0	6736 44.3	7554 49.7	9722 64.0	1739 11.4	3210 21.1	3687 24.3	5212 34.3	3092 20.3	11229 73.9	2856 18.8	7207 47.4	3456 22.7	1459 9.6	2379 15.7	224 1.5
These next questions ask for some background information about yourself.																
C01: In what year were you born?																
1. Before '82	0.1	0.1	0.1	*	0.3	0.2	0.1	0.1	0.1	0.1	0.3	0.1	0.1	0.1	0.2	0.4
2. 1982	0.2	0.2	0.1	0.1	0.7	0.2	0.1	0.3	0.1	0.1	0.3	0.2	0.2	0.1	*	-
3. 1983	2.1	2.8	1.4	1.4	3.2	2.4	1.7	2.5	1.4	1.7	3.4	2.1	1.8	1.9	2.2	2.7
4. 1984	33.5	38.2	28.9	36.0	28.6	30.6	39.8	32.4	30.5	32.6	36.9	32.2	33.1	35.6	36.6	33.0
5. 1985	63.1	57.5	68.4	61.8	65.3	65.7	56.7	63.7	66.9	64.6	57.5	64.2	64.2	61.0	59.8	62.0
6. 1986	1.0	1.0	1.0	0.7	1.4	0.9	1.5	0.8	0.8	0.9	1.3	1.1	0.5	1.4	1.1	1.4
7. 1987	*	-	0.1	-	0.3	-	*	0.1	-	0.1	-	*	0.1	-	-	-
8. After 1987	0.1	0.1	*	*	0.3	0.1	*	0.1	0.1	*	0.2	0.1	*	-	*	0.5
<i>Item 10 Subject R01</i>	<i>N</i> 14672	6724	7541	9713	1731	3094	3593	5011	2973	11166	2819	7103	3381	1435	2313	215
C02: In what month were you born?																
01. January	8.2	8.4	8.1	8.0	8.9	9.2	7.5	8.3	8.1	7.9	9.3	8.4	8.6	7.1	7.3	8.4
02. February	8.0	7.5	8.3	8.1	8.7	7.4	8.4	8.1	8.1	8.2	7.6	8.3	7.6	8.9	7.0	9.9
03. March	9.0	9.1	9.0	8.8	10.8	9.5	8.8	8.9	8.7	8.8	9.6	9.0	8.5	8.0	10.4	4.9
04. April	8.5	8.5	8.4	8.6	7.8	8.8	8.9	8.3	7.8	8.4	8.5	8.3	9.0	7.8	8.5	11.1
05. May	8.2	7.4	8.6	8.5	7.2	8.6	8.1	7.8	8.5	8.4	7.8	8.2	7.8	8.9	8.4	8.8
06. June	7.9	8.1	7.9	7.7	7.5	6.9	7.7	8.2	8.5	7.8	7.5	8.0	8.4	6.9	7.6	5.3
07. July	8.9	9.3	8.5	9.2	8.2	8.7	9.5	8.9	8.5	8.7	9.3	9.1	9.0	8.3	8.0	11.5
08. August	8.7	8.9	8.4	8.6	9.4	8.9	9.1	8.4	8.7	8.6	9.0	8.7	8.2	8.8	9.0	12.7
09. September	8.7	8.8	9.1	8.3	9.6	8.4	8.0	9.2	9.4	8.7	9.1	8.2	8.9	9.7	10.0	7.9
10. October	8.1	8.0	8.1	8.2	6.8	8.0	8.0	8.1	8.2	8.4	7.2	8.0	8.0	9.3	7.8	7.6
11. November	7.7	7.4	7.6	7.8	7.7	7.2	7.7	8.0	7.6	7.8	7.2	7.6	7.7	8.7	7.5	4.0
12. December	8.1	8.6	8.0	8.2	7.4	8.3	8.4	7.9	7.9	8.2	8.0	8.1	8.3	7.6	8.5	8.0
<i>Item 20 Subject R01</i>	<i>N</i> 14615	6687	7524	9678	1727	3089	3583	4977	2966	11133	2813	7086	3367	1431	2295	214
C03: What is your sex?																
1. Male	47.1	100.0	-	48.9	40.1	50.9	46.1	44.3	49.4	44.3	56.8	43.8	50.8	45.0	50.9	60.4
2. Female	52.9	-	100.0	51.1	59.9	49.1	53.9	55.7	50.6	55.7	43.2	56.2	49.2	55.0	49.1	39.6
<i>Item 30 Subject R01</i>	<i>N</i> 14290	6736	7554	9498	1678	3019	3497	4884	2890	10938	2709	6945	3307	1385	2250	203
C04: How do you describe yourself?																
2. Black or African American	12.1	10.2	13.6	-	100.0	6.5	10.8	21.8	3.0	12.6	9.2	14.0	16.6	4.1	3.7	8.5
3. Mexican American or Chicano	6.4	6.4	6.2	-	-	0.4	2.6	5.2	19.4	5.8	7.3	6.4	5.9	8.2	5.6	6.1
4. Cuban American	1.2	0.4	1.8	-	-	0.2	0.3	2.8	0.4	1.3	0.4	1.3	1.0	1.1	1.0	1.1
9. Puerto Rican	1.0	0.9	1.1	-	-	1.8	0.7	1.0	0.4	0.9	1.1	0.8	1.3	0.7	1.0	0.3
8. Other Latin American	2.5	2.3	2.5	-	-	4.3	0.9	1.9	3.6	2.5	1.9	2.9	2.2	3.4	1.3	-
5. Asian American	4.2	4.3	4.2	-	-	6.0	3.6	2.3	6.3	4.7	2.2	5.8	2.7	3.0	2.5	4.5
6. White (Caucasian)	67.6	70.5	65.7	100.0	-	75.0	77.2	60.8	59.7	67.4	72.7	64.1	65.2	74.8	79.4	69.8
1. American Indian (Native American Indian)	0.9	1.0	0.8	-	-	0.4	0.4	1.5	1.0	0.7	1.7	0.6	1.0	1.5	1.3	3.1
7. Other	4.1	4.0	4.1	-	-	5.3	3.4	2.7	6.1	4.1	3.5	4.0	4.1	3.3	4.3	6.6
<i>Item 40 Subject R01</i>	<i>N</i> 14376	6593	7389	9722	1739	3045	3531	4912	2888	10950	2772	6976	3310	1405	2259	206
C05: Where did you grow up mostly?																
1. On a farm	4.5	4.8	3.7	5.1	2.4	2.7	5.2	4.8	4.8	3.4	7.9	4.6	3.5	3.8	4.5	11.5
2. In the country, not on a farm	11.9	12.7	11.2	14.7	8.9	11.3	10.1	16.3	7.5	10.1	19.7	12.6	10.2	11.7	12.9	7.7
3. In a small city or town (under 50,000 people)	31.1	30.7	31.8	36.3	24.8	46.0	29.7	28.5	21.7	30.7	34.1	31.1	31.0	30.5	31.8	41.2
4. In a medium-sized city (50,000-100,000)	14.5	13.0	15.7	12.3	20.4	10.2	13.2	13.6	22.2	14.8	13.6	13.9	15.9	16.0	13.4	8.0
5. In a suburb of a medium-sized city	9.6	9.4	9.9	10.1	7.0	9.8	9.4	9.1	10.6	10.1	8.0	9.4	9.6	9.0	10.9	7.9
6. In a large city (100,000-500,000)	11.1	10.6	11.7	7.0	19.9	6.3	14.1	10.9	13.1	12.0	6.7	11.1	12.6	11.5	9.3	7.4
7. In a suburb of a large city	7.0	7.7	6.4	8.0	3.3	4.7	8.7	6.3	8.7	7.8	4.3	6.8	6.8	8.1	7.9	7.3
8. In a very large city (over 500,000)	6.1	6.2	6.1	2.6	10.8	5.5	5.8	6.9	5.8	6.5	4.0	6.6	6.5	5.1	4.7	3.9
9. In a suburb of a very large city	4.1	4.8	3.5	3.8	2.6	3.5	3.7	3.8	5.6	4.6	1.9	3.9	3.9	4.3	4.5	5.1
<i>Item 50 Subject R03</i>	<i>N</i> 13536	6224	6892	9082	1567	2879	3374	4590	2693	10399	2558	6556	3149	1344	2111	186
C06: What is your present marital status?																
1. Married	2.3	2.5	2.1	1.8	2.5	2.2	2.3	2.3	2.3	2.1	2.9	2.6	1.6	2.1	2.3	3.2
2. Engaged	5.2	3.8	6.4	5.0	6.1	4.0	5.2	6.5	4.3	4.0	9.5	4.0	5.5	5.3	7.7	12.8
3. Separated/divorced	1.1	1.2	1.0	0.7	1.8	0.9	1.2	1.0	1.4	1.0	1.5	0.8	1.2	0.7	1.4	6.1
4. Single	91.4	92.5	90.5	92.5	89.6	92.8	91.3	90.2	92.0	92.9	86.1	92.6	91.7	91.8	88.6	77.9
<i>Item 60 Subject D01, R01</i>	<i>N</i> 14577	6643	7481	9630	1715	3066	3585	4976	2950	11122	2803	7068	3355	1420	2310	213

*less than .05 percent.

DESCRIPTIVE RESULTS: 2003

21

QUESTIONNAIRE FORM 1-6 2003	TOTAL	SEX		RACE		REGION				COLLEGE PLANS?		ILLICIT DRUG USE: LIFETIME				
		M	F	White	Black	NE	NC	S	W	Yes	No	None	Mari- juana Only	Few Pills	More Pills	Any Her- oin
<i>N (Weighted No. of Cases):</i>	15200	6736	7554	9722	1739	3210	3687	5212	3092	11229	2856	7207	3456	1459	2379	224
<i>% of Weighted Total:</i>	100.0	44.3	49.7	64.0	11.4	21.1	24.3	34.3	20.3	73.9	18.8	47.4	22.7	9.6	15.7	1.5
C07: How many brothers and sisters do you have? (Include step-brothers and sisters and half-brothers and sisters.)																
C07A: Older brothers and sisters																
0. None	32.0	32.9	31.4	33.7	24.1	35.4	30.7	31.1	31.7	33.3	27.8	34.1	30.4	31.9	29.4	23.9
1. One	33.9	34.3	33.7	35.7	27.9	34.2	35.3	32.6	34.3	34.2	32.9	33.1	35.1	35.0	34.8	31.0
2. Two	17.6	17.6	17.6	17.1	19.7	17.1	18.4	17.8	17.1	17.4	19.0	17.5	17.5	17.0	17.7	25.9
3. Three	7.8	7.1	8.4	7.1	10.3	7.1	7.5	8.0	8.5	7.5	9.0	7.1	8.9	7.7	8.4	7.2
4. Four	3.7	3.5	4.0	3.1	6.3	3.1	3.2	4.6	3.3	3.3	4.9	3.6	3.3	4.0	4.1	3.5
5. Five	1.9	1.8	2.0	1.3	4.3	1.1	1.7	2.5	2.1	1.8	2.1	2.0	2.1	1.7	1.7	3.3
6. Six or more	3.0	2.9	3.0	1.9	7.4	2.0	3.1	3.4	3.1	2.6	4.3	2.7	2.7	2.6	3.9	5.1
<i>Item 75 Subject R02</i>	<i>N</i> 13879	6280	7169	9157	1646	2883	3452	4741	2802	10587	2692	6722	3190	1375	2195	205
C07B: Younger brothers and sisters																
0. None	32.9	33.1	32.9	35.2	30.1	32.4	33.9	33.5	31.4	33.1	33.9	32.1	33.5	33.2	33.9	39.9
1. One	35.7	36.8	34.8	37.2	29.1	38.9	34.4	34.8	35.6	36.6	31.8	36.7	34.2	37.3	34.5	34.0
2. Two	17.4	17.1	17.6	16.3	17.8	16.6	17.1	17.8	18.0	17.0	18.9	17.8	17.4	16.4	17.3	8.1
3. Three	7.3	6.7	7.8	6.3	9.9	7.3	7.6	6.6	8.1	7.4	6.8	7.2	7.5	7.1	7.5	6.4
4. Four	3.1	3.0	3.3	2.6	5.1	2.3	2.9	3.4	3.8	2.8	4.2	3.1	3.5	3.0	2.7	3.3
5. Five	1.5	1.2	1.6	1.2	2.5	1.4	1.6	1.5	1.4	1.4	1.6	1.4	1.4	1.4	1.9	1.6
6. Six or more	2.0	2.0	2.0	1.3	5.4	1.2	2.5	2.4	1.7	1.7	2.7	1.6	2.4	1.7	2.1	6.8
<i>Item 76 Subject R02</i>	<i>N</i> 13596	6153	7033	8992	1555	2859	3373	4588	2776	10452	2574	6626	3103	1339	2159	190
C07C: Which of the following people live in the same household with you? (Mark ALL that apply.)																
A. I live alone	0.9	1.0	0.7	0.5	1.9	0.7	0.5	1.1	1.2	0.6	2.1	0.6	0.9	0.9	1.2	4.2
B. Father (or male guardian)	74.8	76.2	74.0	80.7	45.2	77.7	76.3	69.9	78.4	75.9	72.4	78.5	72.3	74.5	69.6	64.9
C. Mother (or female guardian)	89.4	88.8	90.2	91.1	82.9	91.6	90.5	86.9	89.8	91.3	82.8	91.8	88.6	88.5	85.4	77.8
D. Brother(s) and/or sister(s)	66.3	65.3	67.6	66.9	55.2	70.8	67.1	62.1	67.9	68.3	59.6	69.9	65.0	65.4	60.2	52.8
E. Grandparent(s)	6.0	6.4	5.5	4.6	10.5	6.2	4.2	7.2	6.0	5.9	6.9	5.8	5.9	5.8	6.5	6.9
F. My husband/wife	0.7	0.6	0.8	0.5	0.7	0.6	0.6	1.0	0.5	0.5	1.4	0.6	0.5	0.5	0.9	4.6
G. My children	1.1	0.6	1.4	0.6	3.0	0.8	1.0	1.5	0.7	0.9	1.6	0.8	1.2	0.7	1.2	6.5
H. Other relative(s)	5.8	4.8	6.8	3.4	11.6	5.0	4.1	7.0	6.8	5.4	6.9	5.3	6.2	7.7	5.6	8.2
I. Non-relative(s)	4.2	3.2	5.0	4.4	3.1	4.0	3.5	4.2	5.3	3.6	6.1	2.8	4.2	5.4	7.4	8.7
<i>Item 80-160 Subject R03</i>	<i>N</i> 14598	6655	7499	9656	1711	3072	3577	4995	2954	11163	2815	7079	3369	1429	2306	215
The next three questions ask about your parents. If you were raised mostly by foster parents, step-parents, or others, answer for them. For example, if you have both a step-father and a natural father, answer for the one that was most important in raising you.																
C08: What is the highest level of schooling your father completed?																
1. Completed grade school or less	3.6	3.2	3.9	1.4	3.2	3.0	1.4	3.6	6.7	3.0	5.3	3.6	3.0	3.9	3.5	6.8
2. Some high school	10.2	9.8	10.2	8.6	11.2	8.2	8.1	12.8	10.3	8.2	17.3	9.1	10.1	8.9	13.4	12.2
3. Completed high school	28.7	28.4	29.0	30.1	35.7	31.5	30.3	30.1	21.8	26.7	36.2	27.5	30.4	27.6	30.8	28.5
4. Some college	16.9	16.5	17.1	18.5	14.1	14.8	18.0	15.9	19.5	17.8	13.8	16.2	17.4	19.9	17.4	17.6
5. Completed college	20.7	21.7	20.4	23.9	13.1	22.0	23.5	18.4	20.2	23.1	12.8	22.4	20.0	19.5	18.2	17.5
6. Graduate or professional school after college	12.7	13.2	12.4	13.8	5.8	14.1	12.6	10.9	14.3	15.1	3.7	13.5	11.6	14.9	10.8	9.6
7. Don't know, or does not apply	7.2	7.2	7.0	3.8	16.8	6.5	6.1	8.4	7.3	6.0	10.9	7.7	7.4	5.3	5.8	7.7
<i>Item 310 Subject R02</i>	<i>N</i> 14556	6621	7477	9650	1696	3052	3577	4989	2937	11154	2831	7071	3353	1422	2306	210
C09: What is the highest level of schooling your mother completed?																
1. Completed grade school or less	3.2	2.9	3.4	0.8	1.8	2.9	1.4	2.8	6.1	2.7	4.4	3.5	2.6	3.2	2.6	6.3
2. Some high school	8.2	7.6	8.4	6.4	9.2	6.5	6.9	9.6	9.2	6.6	13.9	7.3	7.8	8.5	10.6	9.9
3. Completed high school	28.4	28.1	28.9	29.9	30.5	31.2	29.0	29.9	22.4	26.2	37.3	29.0	28.9	27.7	26.8	27.4
4. Some college	20.7	20.1	21.4	21.5	23.3	18.1	20.0	20.3	24.8	21.6	17.6	19.3	21.1	22.1	23.8	21.7
5. Completed college	24.2	25.6	23.1	27.2	19.8	25.1	27.4	22.7	22.1	26.5	16.6	25.2	24.5	23.6	22.0	15.8
6. Graduate or professional school after college	11.2	11.3	11.3	12.0	9.1	12.1	11.7	10.4	11.1	13.2	3.8	11.3	11.3	11.0	10.9	14.5
7. Don't know, or does not apply	4.1	4.5	3.5	2.1	6.3	4.3	3.5	4.2	4.3	3.3	6.4	4.3	3.9	3.9	3.3	4.4
<i>Item 320 Subject R02</i>	<i>N</i> 14561	6626	7479	9646	1701	3052	3578	4991	2940	11171	2830	7069	3359	1424	2304	208

MONITORING THE FUTURE

QUESTIONNAIRE FORM 1-6 2003	TOTAL	SEX		RACE		REGION				COLLEGE PLANS?		ILLICIT DRUG USE: LIFETIME				
		M	F	White	Black	NE	NC	S	W	Yes	No	None	Mari- juana Only	Few Pills	More Pills	Any Her- oin
<i>N (Weighted No. of Cases):</i>	15200	6736	7554	9722	1739	3210	3687	5212	3092	11229	2856	7207	3456	1459	2379	224
<i>% of Weighted Total:</i>	100.0	44.3	49.7	64.0	11.4	21.1	24.3	34.3	20.3	73.9	18.8	47.4	22.7	9.6	15.7	1.5
C10: Did your mother have a paid job (half-time or more) during the time you were growing up?																
1. No	14.9	15.5	14.2	14.6	7.8	16.2	14.1	13.3	17.1	15.0	13.9	16.8	12.1	14.0	13.1	12.7
2. Yes, some of the time when I was growing up	19.5	19.0	20.0	20.6	12.1	20.1	18.1	19.0	21.2	19.5	19.3	19.9	17.8	19.8	20.6	21.0
3. Yes, most of the time	18.8	20.4	17.1	19.2	15.2	19.7	18.5	17.8	20.0	18.1	21.1	18.0	19.3	19.4	20.1	24.7
4. Yes, all or nearly all of the time	46.8	45.0	48.7	45.6	64.9	44.0	49.2	49.9	41.6	47.4	45.6	45.4	50.8	46.7	46.2	41.5
<i>Item 330 Subject R02</i>	<i>N 14524</i>	<i>6598</i>	<i>7475</i>	<i>9628</i>	<i>1696</i>	<i>3047</i>	<i>3568</i>	<i>4976</i>	<i>2933</i>	<i>11150</i>	<i>2826</i>	<i>7057</i>	<i>3346</i>	<i>1422</i>	<i>2295</i>	<i>209</i>
C11: How would you describe your political preference?																
1. Strongly Republican	10.6	13.1	8.3	13.4	3.0	7.8	10.4	12.2	10.8	10.8	9.8	12.7	8.4	9.8	7.7	8.7
2. Mildly Republican	12.3	13.4	11.4	15.2	2.4	9.9	14.4	13.0	11.3	13.0	9.9	13.0	11.5	13.2	10.7	10.7
3. Mildly Democrat	11.9	11.2	12.4	10.9	15.4	11.7	12.2	11.9	11.8	12.9	8.4	12.1	11.9	12.3	11.4	8.4
4. Strongly Democrat	10.5	9.8	11.0	6.5	35.2	9.0	9.5	14.1	7.1	11.4	7.2	10.8	11.3	10.0	8.9	5.1
5. Independent	8.7	9.7	7.8	9.2	5.6	11.1	7.4	7.4	10.0	8.7	8.7	7.4	7.4	8.9	13.6	18.0
6. No preference	16.3	18.1	14.9	16.6	9.9	18.1	17.4	14.5	15.9	15.4	19.7	15.3	17.1	15.3	18.5	18.4
7. Other	1.8	2.3	1.2	1.6	1.0	1.9	1.8	1.3	2.2	1.6	2.3	1.4	1.5	1.4	3.1	5.8
8. Don't know, haven't decided	28.0	22.4	33.1	26.6	27.6	30.6	26.9	25.6	30.9	26.4	34.1	27.3	30.8	29.1	26.1	24.9
<i>Item 340 Subject H01</i>	<i>N 13997</i>	<i>6362</i>	<i>7219</i>	<i>9420</i>	<i>1528</i>	<i>2974</i>	<i>3454</i>	<i>4742</i>	<i>2828</i>	<i>10842</i>	<i>2670</i>	<i>6815</i>	<i>3211</i>	<i>1381</i>	<i>2229</i>	<i>200</i>
C12: How would you describe your political beliefs?																
1. Very conservative	4.0	5.0	3.1	4.3	5.2	3.1	3.8	4.8	3.9	3.9	4.4	5.1	2.8	3.0	2.6	5.2
2. Conservative	12.0	13.0	11.1	13.7	8.4	9.4	11.3	14.4	11.3	12.8	8.9	14.5	10.2	10.1	8.6	5.0
3. Moderate	24.9	25.4	24.5	25.2	25.4	24.6	25.3	25.9	22.9	25.8	22.0	25.3	26.1	25.2	22.2	20.3
4. Liberal	14.3	14.2	14.5	14.0	12.7	15.4	14.9	12.5	15.5	15.4	9.9	12.9	15.0	16.7	16.6	12.2
5. Very liberal	4.4	4.1	4.6	4.4	4.1	4.9	4.6	3.6	4.8	4.8	2.7	3.5	4.0	5.9	5.9	11.9
6. Radical	2.5	4.0	1.1	2.5	1.8	3.0	2.3	2.2	3.0	2.3	3.3	1.5	1.7	2.6	5.5	14.5
8. None of the above, or don't know	37.9	34.3	41.2	35.9	42.4	39.5	37.9	36.6	38.6	35.0	48.8	37.2	40.1	36.5	38.5	30.9
<i>Item 350 Subject H01</i>	<i>N 14437</i>	<i>6575</i>	<i>7413</i>	<i>9593</i>	<i>1671</i>	<i>3032</i>	<i>3556</i>	<i>4931</i>	<i>2918</i>	<i>11120</i>	<i>2817</i>	<i>7005</i>	<i>3326</i>	<i>1416</i>	<i>2290</i>	<i>216</i>
C13: The next three questions are about religion.																
C13A: What is your religious preference? (NOTE: This question was omitted in the questionnaires administered in California, beginning in 1997, due to state requirements.)																
01. Baptist	19.7	18.5	20.5	16.8	49.5	7.5	11.7	37.0	7.6	19.1	22.1	21.5	19.0	15.9	17.5	13.8
02. Methodist	5.3	4.8	5.8	6.2	5.3	3.9	5.9	6.5	2.8	5.5	4.4	5.6	4.9	5.2	5.1	3.3
03. Lutheran	4.8	4.6	4.8	6.5	0.3	3.6	8.7	2.4	5.5	4.8	4.9	4.8	5.4	6.0	3.1	4.6
04. Presbyterian	2.5	2.6	2.4	3.0	0.8	2.5	2.6	2.2	3.0	2.7	2.0	2.7	2.4	2.4	2.4	1.4
05. Episcopal	1.5	1.6	1.5	1.6	2.1	2.0	0.9	1.9	0.9	1.7	0.8	1.8	1.4	1.4	0.8	3.3
06. United Church of Christ	1.1	1.1	1.1	1.1	1.7	1.8	1.4	0.6	0.5	1.1	1.0	0.9	1.3	1.2	0.9	1.8
07. Churches of Christ	4.6	4.5	4.4	4.2	7.0	2.8	5.9	3.9	6.9	4.3	5.3	4.5	4.6	5.2	4.4	1.9
08. Disciples of Christ	0.4	0.2	0.5	0.4	0.3	*	0.7	0.4	0.3	0.4	0.3	0.2	0.6	0.5	0.3	0.4
09. Other Protestant Christian	4.8	4.5	5.1	5.5	3.0	5.3	5.2	3.0	8.8	5.1	4.0	5.8	3.8	4.9	3.7	4.2
10. Roman Catholic	23.9	21.9	25.8	24.0	5.1	35.9	25.7	16.5	19.9	25.8	17.1	23.6	26.0	24.3	22.4	14.5
11. Eastern Orthodox	0.5	0.6	0.5	0.5	0.1	1.1	0.5	0.3	0.2	0.6	0.1	0.6	0.4	0.5	0.3	0.7
12. Latter Day Saints	0.9	1.0	0.7	1.0	0.1	0.3	0.4	0.5	3.9	1.0	0.5	1.2	0.6	0.8	0.4	0.2
13. Unitarian Universalist	0.1	0.1	0.2	0.2	*	0.2	0.1	0.1	0.1	0.1	0.1	0.2	0.1	-	*	0.4
14. Jewish	1.1	1.4	0.9	1.3	0.6	1.0	1.7	0.8	0.6	1.2	0.5	0.7	1.4	1.4	1.4	2.6
15. Muslim/Moslem	0.8	0.9	0.8	0.2	1.1	1.2	1.3	0.5	0.2	1.0	0.3	1.2	0.4	0.6	0.4	2.4
16. Buddhist	1.3	1.5	1.1	0.4	0.2	2.6	1.2	0.5	1.5	1.3	1.1	1.6	0.9	0.8	1.2	3.2
17. Other Religion	8.2	7.1	9.1	6.7	11.6	6.6	7.6	9.2	9.4	7.8	9.3	8.5	6.9	8.5	8.8	11.2
18. None	18.6	23.0	14.8	20.5	11.3	21.7	18.4	13.7	27.8	16.5	26.1	14.6	20.0	20.6	26.9	30.1
<i>Item 360 Subject G</i>	<i>N 13115</i>	<i>5901</i>	<i>6808</i>	<i>9060</i>	<i>1616</i>	<i>3001</i>	<i>3520</i>	<i>4915</i>	<i>1679</i>	<i>10091</i>	<i>2587</i>	<i>6393</i>	<i>3017</i>	<i>1272</i>	<i>2055</i>	<i>198</i>
C13B: How often do you attend religious services? (NOTE: This question was omitted in the questionnaires administered in California, beginning in 1997, due to state requirements.)																
1. Never	18.4	21.7	15.3	20.5	8.9	24.3	18.5	12.5	24.7	15.7	27.9	13.4	20.0	22.8	26.9	33.4
2. Rarely	33.6	35.1	32.5	33.6	31.4	37.0	34.2	30.9	34.2	33.0	35.9	28.6	38.3	36.0	41.8	30.6
3. Once or twice a month	15.9	14.2	17.3	15.8	14.5	14.7	18.4	15.6	13.8	16.3	14.0	15.7	17.5	15.8	14.8	13.2
4. About once a week or more	32.1	29.0	34.9	30.1	45.2	24.0	29.0	41.0	27.3	35.0	22.2	42.3	24.2	25.4	16.5	22.8
<i>Item 370 Subject G</i>	<i>N 13306</i>	<i>6007</i>	<i>6883</i>	<i>9169</i>	<i>1643</i>	<i>3045</i>	<i>3564</i>	<i>4980</i>	<i>1717</i>	<i>10219</i>	<i>2645</i>	<i>6478</i>	<i>3068</i>	<i>1292</i>	<i>2085</i>	<i>200</i>

*=less than .05 percent.

QUESTIONNAIRE FORM 1-6 2003	TOTAL	SEX		RACE		REGION				COLLEGE PLANS?		ILLICIT DRUG USE: LIFETIME				
		M	F	White	Black	NE	NC	S	W	Yes	No	None	Mari- juana Only	Few Pills	More Pills	Any Her- oin
<i>N (Weighted No. of Cases):</i>	15200	6736	7554	9722	1739	3210	3687	5212	3092	11229	2856	7207	3456	1459	2379	224
<i>% of Weighted Total:</i>	100.0	44.3	49.7	64.0	11.4	21.1	24.3	34.3	20.3	73.9	18.8	47.4	22.7	9.6	15.7	1.5
C13C: How important is religion in your life? (NOTE: This question was omitted in the questionnaires administered in California, beginning in 1997, due to state requirements.)																
1. Not important	17.5	22.6	12.8	20.4	5.4	25.6	17.7	10.5	22.6	15.6	24.2	13.2	18.3	19.1	27.1	35.7
2. A little important	24.3	25.6	23.4	26.5	12.9	29.2	25.3	19.6	27.0	23.5	27.6	19.5	28.5	30.5	29.0	21.9
3. Pretty important	27.8	26.4	29.1	27.6	25.6	26.3	29.6	28.8	23.5	28.3	25.8	27.8	29.3	26.7	27.2	22.7
4. Very important	30.5	25.4	34.7	25.5	56.0	18.9	27.4	41.1	26.9	32.6	22.4	39.5	23.9	23.7	16.7	19.7
<i>Item 380 Subject G</i>	<i>N 13300</i>	<i>6001</i>	<i>6882</i>	<i>9168</i>	<i>1642</i>	<i>3050</i>	<i>3564</i>	<i>4972</i>	<i>1714</i>	<i>10219</i>	<i>2639</i>	<i>6475</i>	<i>3059</i>	<i>1293</i>	<i>2083</i>	<i>201</i>
C14: When are you most likely to graduate from high school?																
1. By this June	97.6	96.6	98.5	98.3	96.8	97.8	97.3	98.0	97.1	98.6	93.9	98.5	97.5	97.9	96.3	88.0
2. July to January	1.6	2.1	1.1	1.1	2.1	1.4	1.5	1.4	2.2	1.0	3.6	1.0	1.7	1.6	2.6	5.3
3. After next January	-	-	-	-	-	-	-	-	-	-	-	-	-	-	-	-
6. Don't expect to graduate	0.8	1.3	0.3	0.6	1.1	0.8	1.1	0.6	0.6	0.4	2.4	0.5	0.7	0.5	1.2	6.7
<i>Item 390 Subject B01</i>	<i>N 14503</i>	<i>6581</i>	<i>7454</i>	<i>9622</i>	<i>1680</i>	<i>3055</i>	<i>3559</i>	<i>4975</i>	<i>2914</i>	<i>11209</i>	<i>2845</i>	<i>7054</i>	<i>3330</i>	<i>1421</i>	<i>2289</i>	<i>212</i>
C15: Which of the following best describes your present high school program?																
1. Academic or college prep	53.8	49.2	58.4	56.1	47.6	60.9	52.9	53.2	48.7	62.7	21.2	59.2	51.8	52.7	44.1	32.2
2. General	30.7	32.4	29.3	30.3	33.8	28.1	31.9	28.8	35.3	27.4	42.3	26.4	33.9	32.8	36.7	43.6
3. Vocational, technical, or commercial	7.0	9.6	4.6	7.3	8.3	4.7	7.5	9.4	4.9	3.6	20.5	5.9	6.8	7.0	10.9	10.1
4. Other, or don't know	8.4	8.8	7.7	6.3	10.3	6.4	7.6	8.7	11.1	6.2	16.0	8.6	7.5	7.4	8.3	14.1
<i>Item 400 Subject B01</i>	<i>N 14399</i>	<i>6552</i>	<i>7396</i>	<i>9558</i>	<i>1667</i>	<i>3020</i>	<i>3530</i>	<i>4943</i>	<i>2906</i>	<i>11157</i>	<i>2823</i>	<i>7013</i>	<i>3313</i>	<i>1406</i>	<i>2268</i>	<i>210</i>
C16: Compared with others your age throughout the country, how do you rate yourself on school ability?																
1. Far below average	1.3	1.8	0.7	0.9	2.0	1.7	0.9	1.3	1.3	0.7	3.2	1.1	1.2	1.2	1.4	3.4
2. Below average	1.7	2.0	1.4	1.4	2.0	1.7	1.5	1.5	2.4	1.1	4.1	1.4	1.7	1.3	2.5	8.2
3. Slightly below average	4.6	5.6	3.7	4.1	4.7	4.5	3.8	4.7	5.6	3.4	9.4	3.6	4.7	6.7	6.0	8.6
4. Average	34.4	31.8	36.2	32.3	41.0	32.9	32.2	37.7	33.3	29.6	52.6	30.8	38.2	32.7	39.8	36.9
5. Slightly above average	24.5	23.1	26.0	25.4	22.8	23.8	25.0	23.8	25.8	26.4	17.6	24.3	25.2	28.1	23.3	15.1
6. Above average	27.3	27.8	27.2	29.2	22.5	29.2	29.6	25.9	24.7	31.7	10.4	31.2	24.3	25.3	22.6	15.6
7. Far above average	6.2	7.8	4.7	6.7	5.0	6.2	7.0	5.2	6.8	7.1	2.6	7.7	4.7	4.7	4.3	12.2
<i>Item 410 Subject B01</i>	<i>N 14363</i>	<i>6523</i>	<i>7390</i>	<i>9551</i>	<i>1661</i>	<i>3018</i>	<i>3533</i>	<i>4924</i>	<i>2889</i>	<i>11150</i>	<i>2834</i>	<i>7001</i>	<i>3308</i>	<i>1405</i>	<i>2265</i>	<i>199</i>
C17: How intelligent do you think you are compared with others your age?																
1. Far below average	1.1	1.3	0.8	0.8	1.7	1.2	0.9	1.1	1.1	0.5	2.8	0.9	1.0	0.7	1.4	1.8
2. Below average	1.5	1.6	1.3	1.4	1.1	1.7	1.5	1.4	1.4	0.9	4.0	1.3	1.2	1.7	1.7	9.4
3. Slightly below average	3.9	3.7	3.9	3.6	3.0	4.0	3.7	3.5	4.6	2.9	7.2	3.0	4.0	5.0	5.4	3.2
4. Average	33.1	28.2	37.1	31.8	36.1	32.1	31.2	35.8	31.9	28.8	49.7	31.1	36.1	30.3	35.2	35.5
5. Slightly above average	24.5	23.2	26.2	24.8	22.5	25.3	23.9	23.5	26.3	26.5	17.4	23.9	25.4	27.4	25.3	14.0
6. Above average	28.2	31.3	25.7	30.0	27.1	28.3	29.8	27.9	26.7	31.8	14.9	31.2	25.6	27.7	24.4	21.9
7. Far above average	7.7	10.6	5.0	7.7	8.6	7.5	8.9	6.9	8.1	8.7	4.0	8.6	6.7	7.2	6.5	14.2
<i>Item 420 Subject B01</i>	<i>N 14396</i>	<i>6535</i>	<i>7407</i>	<i>9562</i>	<i>1666</i>	<i>3019</i>	<i>3540</i>	<i>4935</i>	<i>2903</i>	<i>11183</i>	<i>2834</i>	<i>7013</i>	<i>3315</i>	<i>1408</i>	<i>2274</i>	<i>200</i>
C18: During the LAST FOUR WEEKS, how many whole days of school have you missed . . .																
C18A: Because of illness																
1. None	58.5	64.1	53.9	59.1	59.7	58.8	59.2	58.8	56.7	59.7	54.0	63.9	57.4	52.3	48.6	51.7
2. 1 day	17.9	15.9	19.7	18.8	14.2	19.0	18.2	17.4	17.2	18.0	17.9	16.8	18.2	21.5	19.2	14.5
3. 2 days	11.1	9.7	12.3	10.7	10.9	10.9	10.6	11.2	11.7	10.9	12.4	9.5	11.6	11.6	15.2	9.9
4. 3 days	6.0	5.1	6.7	5.6	6.9	5.6	6.1	5.6	6.8	5.6	7.0	4.7	6.3	7.8	7.3	8.3
5. 4 to 5 days	3.9	3.0	4.6	3.6	4.9	3.4	3.4	4.1	4.8	3.5	5.1	3.2	3.7	4.3	5.9	9.3
6. 6 to 10 days	1.7	1.3	2.1	1.6	2.0	1.2	1.7	2.1	1.7	1.5	2.3	1.3	1.9	1.5	2.7	2.2
7. 11 or more	0.9	0.9	0.8	0.6	1.4	1.1	0.8	0.7	1.1	0.8	1.3	0.7	0.9	1.0	1.1	4.2
<i>Item 430 Subject B06</i>	<i>N 14192</i>	<i>6448</i>	<i>7294</i>	<i>9434</i>	<i>1644</i>	<i>2985</i>	<i>3500</i>	<i>4860</i>	<i>2847</i>	<i>11046</i>	<i>2795</i>	<i>6916</i>	<i>3260</i>	<i>1382</i>	<i>2244</i>	<i>204</i>

MONITORING THE FUTURE

QUESTIONNAIRE FORM 1-6 2003	TOTAL	SEX		RACE		REGION				COLLEGE PLANS?		ILLICIT DRUG USE: LIFETIME				
		M	F	White	Black	NE	NC	S	W	Yes	No	None	Mari- juana Only	Few Pills	More Pills	Any Her- oin
<i>N (Weighted No. of Cases):</i>	15200	6736	7554	9722	1739	3210	3687	5212	3092	11229	2856	7207	3456	1459	2379	224
<i>% of Weighted Total:</i>	100.0	44.3	49.7	64.0	11.4	21.1	24.3	34.3	20.3	73.9	18.8	47.4	22.7	9.6	15.7	1.5
C18B: Because you skipped or "cut"																
1. None	67.9	66.6	69.0	69.3	69.1	65.3	75.0	69.0	59.8	69.9	61.1	78.2	64.2	59.8	50.1	38.3
2. 1 day	13.3	12.6	14.2	13.0	13.4	13.9	10.5	13.8	15.2	13.0	14.4	10.7	15.3	17.7	15.4	16.3
3. 2 days	7.5	7.7	7.1	7.2	7.6	8.0	6.4	7.1	9.0	7.0	9.3	5.4	7.9	9.1	12.1	10.4
4. 3 days	4.6	5.0	4.2	4.4	3.7	5.0	3.6	4.5	5.6	4.2	6.0	2.7	4.9	6.3	7.9	12.0
5. 4 to 5 days	3.8	4.3	3.4	3.7	2.8	4.0	2.8	3.1	6.2	3.4	5.1	1.7	4.1	4.0	8.9	9.1
6. 6 to 10 days	1.6	2.0	1.3	1.5	1.3	2.1	0.9	1.6	2.2	1.5	2.2	0.8	1.9	2.0	3.1	6.9
7. 11 or more	1.3	1.7	0.9	0.9	2.1	1.7	0.8	1.0	2.0	1.1	1.8	0.6	1.7	1.2	2.5	7.1
<i>Item 440 Subject B06</i>	<i>N</i> 13969	6349	7186	9299	1621	2931	3448	4791	2799	10902	2729	6790	3225	1349	2221	204
C18C: For other reasons																
1. None	58.2	62.3	54.7	59.2	56.3	57.5	59.4	59.5	55.1	58.1	58.3	61.4	56.9	56.3	52.1	56.9
2. 1 day	20.0	18.0	21.8	20.5	19.2	20.9	20.4	18.9	20.2	20.3	18.3	19.2	20.4	22.7	20.7	14.4
3. 2 days	10.4	9.3	11.4	10.1	10.8	10.3	10.6	9.9	11.3	10.5	10.5	9.7	10.8	10.6	11.6	12.2
4. 3 days	5.1	4.3	5.8	4.6	6.3	4.7	4.4	5.4	6.1	5.1	5.2	4.6	5.1	4.7	6.3	5.2
5. 4 to 5 days	3.7	3.2	4.1	3.5	4.1	3.2	3.5	3.8	4.2	3.5	4.4	3.1	4.1	3.4	5.0	4.1
6. 6 to 10 days	1.5	1.5	1.4	1.4	1.3	1.7	1.1	1.6	1.7	1.4	1.9	1.2	1.3	1.2	2.6	3.3
7. 11 or more	1.1	1.4	0.8	0.7	1.9	1.9	0.6	0.9	1.4	1.0	1.4	0.7	1.4	1.1	1.6	3.9
<i>Item 450 Subject B06</i>	<i>N</i> 14073	6375	7270	9373	1620	2956	3471	4821	2826	10995	2745	6864	3239	1371	2215	203
C19: During the last four weeks, how often have you gone to school, but skipped a class when you weren't supposed to?																
1. Not at all	65.1	62.9	67.3	68.6	61.3	64.3	69.8	71.0	50.1	65.6	63.7	74.9	58.4	58.4	51.3	42.0
2. 1 or 2 times	19.9	20.1	20.0	18.4	21.1	18.9	17.6	17.0	28.6	19.8	20.1	16.4	23.2	23.8	23.3	24.5
3. 3-5 times	9.3	9.9	8.4	8.1	10.5	9.0	8.4	7.7	13.7	9.3	9.4	5.8	11.5	12.2	14.6	15.3
4. 6-10 times	3.3	3.9	2.7	3.0	3.9	4.6	2.0	2.4	5.1	3.2	3.5	1.6	3.9	3.0	6.4	12.5
5. 11-20 times	1.1	1.5	0.9	1.0	1.2	1.6	0.8	0.9	1.5	1.1	1.4	0.5	1.5	1.7	2.2	2.3
6. More than 20 times	1.2	1.7	0.7	0.9	2.0	1.7	1.4	0.9	0.9	1.0	2.0	0.7	1.5	0.9	2.1	3.4
<i>Item 460 Subject B06</i>	<i>N</i> 14414	6548	7413	9577	1672	3031	3543	4947	2893	11211	2844	7019	3310	1406	2278	208
C20: Which of the following best describes your average grade so far in high school?																
9. A (93-100)	17.0	13.2	20.8	19.6	10.4	18.3	18.4	17.2	13.8	19.9	6.5	23.7	11.9	11.6	9.1	8.1
8. A- (90-92)	17.1	14.8	19.6	18.4	11.6	16.7	18.2	17.5	15.4	19.1	9.6	19.0	15.6	18.6	13.6	8.7
7. B+ (87-89)	17.6	16.7	18.3	17.8	16.7	17.5	17.6	17.9	17.3	19.2	11.7	18.7	17.7	18.2	14.9	12.0
6. B (83-86)	17.6	18.1	17.0	17.5	18.3	19.2	16.5	16.9	18.4	17.3	18.4	15.6	19.8	18.7	20.1	16.2
5. B- (80-82)	12.2	13.8	10.6	10.6	16.3	12.6	10.8	12.5	12.8	11.4	14.8	10.2	13.7	13.1	14.2	15.1
4. C+ (77-79)	9.1	11.0	7.2	8.2	14.9	6.8	10.1	9.2	10.5	7.2	16.7	6.6	10.9	10.5	12.3	18.0
3. C (73-76)	5.5	7.2	3.8	4.6	7.0	4.6	4.9	5.3	7.3	3.9	11.4	3.8	6.3	5.4	8.8	8.8
2. C- (70-72)	2.6	3.3	1.9	2.3	3.0	2.3	2.3	2.7	3.1	1.5	6.8	1.6	2.8	3.1	4.9	5.6
1. D (69 or below)	1.3	2.0	0.7	0.9	1.9	1.9	1.1	1.0	1.4	0.5	4.2	0.8	1.4	0.8	2.1	7.6
<i>Item 470 Subject B01</i>	<i>N</i> 14369	6522	7392	9552	1659	3025	3530	4928	2886	11176	2841	6999	3298	1397	2271	208
C21: How likely is it that you will do each of the following things after high school?																
C21A: Attend a technical or vocational school																
1. Definitely won't	54.6	48.7	60.2	57.3	49.0	68.9	57.2	48.8	46.5	61.3	29.4	56.7	55.8	51.3	48.9	47.1
2. Probably won't	23.4	24.8	22.2	22.8	22.3	17.0	21.7	25.2	29.0	24.3	20.2	24.3	21.7	25.4	22.5	16.9
3. Probably will	14.4	17.7	11.0	12.1	20.0	8.8	12.9	17.1	17.3	10.0	30.9	12.5	14.7	14.8	18.1	24.0
4. Definitely will	7.7	8.8	6.6	7.8	8.7	5.4	8.2	8.9	7.2	4.4	19.5	6.5	7.8	8.5	10.4	12.1
<i>Item 480 Subject B09, C03</i>	<i>N</i> 13864	6249	7185	9244	1589	2891	3438	4769	2766	10926	2839	6774	3200	1349	2161	197
C21B: Serve in the armed forces																
1. Definitely won't	67.1	53.7	79.0	67.1	71.1	70.1	67.9	66.4	64.4	69.5	58.1	69.1	66.9	66.9	63.0	56.2
2. Probably won't	20.7	27.4	14.8	22.2	12.1	19.8	22.1	19.3	22.2	20.2	23.2	20.4	20.0	21.0	22.7	21.5
3. Probably will	7.4	11.1	4.1	6.0	10.4	6.1	6.0	8.4	8.8	6.4	11.0	6.0	7.9	7.8	9.6	15.7
4. Definitely will	4.8	7.8	2.1	4.7	6.4	4.0	4.0	5.9	4.6	3.9	7.7	4.5	5.3	4.3	4.8	6.6
<i>Item 490 Subject B09, L01</i>	<i>N</i> 13761	6192	7150	9213	1558	2871	3405	4730	2756	10898	2767	6745	3165	1337	2150	189

DESCRIPTIVE RESULTS: 2003

25

QUESTIONNAIRE FORM 1-6 2003	TOTAL	SEX		RACE		REGION				COLLEGE PLANS?		ILLICIT DRUG USE: LIFETIME				
		M	F	White	Black	NE	NC	S	W	Yes	No	None	Mari- juana Only	Few Pills	More Pills	Any Her- oin
<i>N (Weighted No. of Cases):</i> <i>% of Weighted Total:</i>	15200 100.0	6736 44.3	7554 49.7	9722 64.0	1739 11.4	3210 21.1	3687 24.3	5212 34.3	3092 20.3	11229 73.9	2856 18.8	7207 47.4	3456 22.7	1459 9.6	2379 15.7	224 1.5
C21C: Graduate from a two-year college program																
1. Definitely won't	39.5	37.5	41.7	42.2	33.3	51.6	43.4	35.5	28.8	44.2	22.8	42.4	39.1	35.6	34.3	35.4
2. Probably won't	20.3	22.5	18.4	20.8	19.7	18.5	21.7	20.9	19.2	20.5	19.9	20.5	20.4	20.2	19.4	20.7
3. Probably will	22.5	25.0	20.2	19.6	31.3	16.7	19.5	25.2	27.6	19.0	35.5	21.1	22.0	23.9	25.8	27.6
4. Definitely will	17.7	15.0	19.7	17.4	15.7	13.1	15.3	18.4	24.3	16.3	21.7	16.0	18.4	20.3	20.6	16.3
<i>Item 500 Subject B09</i>	<i>N 13868</i>	<i>6239</i>	<i>7200</i>	<i>9232</i>	<i>1597</i>	<i>2898</i>	<i>3421</i>	<i>4766</i>	<i>2782</i>	<i>10898</i>	<i>2837</i>	<i>6779</i>	<i>3200</i>	<i>1340</i>	<i>2172</i>	<i>194</i>
C21D: Graduate from college (four-year program)																
1. Definitely won't	9.8	11.6	7.7	10.4	7.4	9.4	9.3	10.2	10.1	-	48.3	7.7	9.5	10.6	14.6	20.4
2. Probably won't	10.5	12.5	8.4	11.1	8.2	7.6	10.8	10.9	12.4	-	51.7	8.5	11.2	12.4	14.2	14.1
3. Probably will	22.9	26.5	19.8	21.2	25.5	20.6	20.7	24.0	26.5	28.8	-	21.7	23.3	21.2	26.8	23.9
4. Definitely will	56.8	49.4	64.1	57.3	58.9	62.3	59.2	54.9	51.1	71.2	-	62.1	56.0	55.7	44.4	41.6
<i>Item 510 Subject B09</i>	<i>N 14085</i>	<i>6379</i>	<i>7267</i>	<i>9394</i>	<i>1630</i>	<i>2962</i>	<i>3488</i>	<i>4833</i>	<i>2802</i>	<i>11229</i>	<i>2856</i>	<i>6904</i>	<i>3243</i>	<i>1366</i>	<i>2189</i>	<i>201</i>
C21E: Attend graduate or professional school after college																
1. Definitely won't	18.4	21.6	15.1	19.6	16.8	18.2	18.4	18.9	17.9	9.4	53.5	15.2	18.5	18.8	25.9	32.1
2. Probably won't	28.3	32.4	24.8	30.9	22.5	26.0	28.6	28.4	30.2	26.8	34.8	26.8	30.0	29.5	30.6	23.9
3. Probably will	32.2	30.1	34.3	31.7	32.0	35.4	33.0	30.1	31.3	38.5	7.9	34.3	32.1	32.1	26.8	23.2
4. Definitely will	21.1	15.8	25.7	17.8	28.8	20.4	20.0	22.5	20.6	25.3	3.8	23.7	19.4	19.6	16.7	20.9
<i>Item 520 Subject B09</i>	<i>N 13887</i>	<i>6252</i>	<i>7200</i>	<i>9256</i>	<i>1602</i>	<i>2902</i>	<i>3436</i>	<i>4783</i>	<i>2766</i>	<i>10962</i>	<i>2838</i>	<i>6804</i>	<i>3201</i>	<i>1351</i>	<i>2159</i>	<i>193</i>
C22: Suppose you could do just what you'd like and nothing stood in your way. How many of the following things would you WANT to do? (Mark ALL that apply)																
A. Attend a technical or vocational school	16.2	20.0	12.6	15.6	18.4	11.6	14.8	18.4	19.1	10.2	39.8	14.2	15.6	16.8	22.2	24.5
B. Serve in the armed forces	14.2	19.9	9.1	14.3	12.2	13.1	13.3	14.8	15.5	12.8	19.7	12.4	14.7	16.4	17.5	15.9
C. Graduate from a two-year college program	24.8	22.2	26.7	23.4	25.7	18.2	21.3	26.5	33.1	20.4	41.6	22.9	25.5	25.7	28.3	29.5
D. Graduate from college (four-year program)	78.1	73.9	82.8	78.7	77.7	79.0	79.1	76.9	78.0	90.2	33.0	82.0	77.4	77.2	71.1	54.2
E. Attend graduate or professional school after college	54.1	46.9	61.1	53.5	51.1	55.2	54.6	52.5	55.1	62.7	21.7	57.5	51.9	55.7	48.7	36.0
F. None of the above	5.8	8.0	3.6	5.9	4.0	7.0	6.1	4.8	5.7	3.1	16.1	4.8	6.2	5.3	7.2	17.4
<i>Item 530-580 Subject B09, C03, L01</i>	<i>N 14161</i>	<i>6409</i>	<i>7309</i>	<i>9445</i>	<i>1635</i>	<i>2968</i>	<i>3473</i>	<i>4879</i>	<i>2842</i>	<i>11098</i>	<i>2816</i>	<i>6940</i>	<i>3248</i>	<i>1379</i>	<i>2215</i>	<i>199</i>
C23: On the average over the school year, how many hours per week do you work in a paid or unpaid job?																
1. None	28.2	29.8	26.7	23.5	39.2	24.9	23.7	31.1	32.0	28.3	27.1	31.0	27.3	22.7	23.5	23.7
2. 5 or less hours	9.1	9.0	9.5	9.9	6.8	9.7	9.1	8.7	9.3	9.9	6.2	10.7	7.6	9.2	6.5	9.3
3. 6 to 10 hours	9.6	8.7	10.7	10.6	7.2	10.6	10.0	8.6	9.9	10.5	6.3	10.6	9.9	10.9	6.4	4.7
4. 11 to 15 hours	11.9	11.0	12.7	13.5	7.7	14.2	14.3	9.8	10.3	12.5	10.2	12.4	12.1	9.5	12.1	9.4
5. 16 to 20 hours	14.8	14.5	15.1	16.1	12.1	16.5	16.4	13.2	14.0	14.8	15.3	13.2	15.8	18.1	17.2	13.7
6. 21 to 25 hours	11.6	11.1	11.8	12.2	10.4	11.6	12.5	11.6	10.4	11.3	12.6	10.1	12.4	14.0	13.5	11.5
7. 26 to 30 hours	7.3	7.8	6.9	7.3	7.1	6.3	7.3	8.0	7.0	6.5	10.5	6.0	7.7	8.3	9.9	9.0
8. More than 30 hours	7.4	8.3	6.5	6.8	9.3	6.2	6.7	8.9	7.1	6.2	11.8	6.1	7.1	7.4	10.7	18.7
<i>Item 590 Subject B02, C01</i>	<i>N 14215</i>	<i>6445</i>	<i>7323</i>	<i>9485</i>	<i>1632</i>	<i>2976</i>	<i>3488</i>	<i>4900</i>	<i>2851</i>	<i>11123</i>	<i>2830</i>	<i>6955</i>	<i>3257</i>	<i>1383</i>	<i>2228</i>	<i>204</i>
C24: During an average week, how much money do you get from . . .																
C24A: A job or other work																
1. None	31.4	31.7	31.4	26.8	41.0	27.4	27.2	34.3	35.8	32.1	28.6	34.9	29.7	26.7	26.3	26.7
2. \$1-5	1.1	1.2	0.9	1.1	1.1	0.9	0.9	1.3	1.0	0.9	1.7	1.0	1.1	0.7	1.0	2.5
3. \$6-10	3.2	2.5	3.6	3.0	3.9	3.0	3.9	2.6	3.5	3.2	2.7	3.5	2.7	3.1	2.7	4.3
4. \$11-20	3.2	3.1	3.4	3.6	2.1	3.2	3.3	2.9	3.7	3.1	3.7	3.7	2.8	2.9	2.9	1.5
5. \$21-35	4.0	3.2	4.8	4.4	2.9	3.8	4.6	4.1	3.6	4.3	3.2	4.5	4.0	4.2	2.7	1.3
6. \$36-50	5.9	4.5	7.3	7.0	3.7	7.0	6.9	5.2	4.9	6.4	4.2	6.3	5.7	7.6	4.7	2.9
7. \$51-75	9.8	8.5	10.9	11.5	6.7	9.6	11.8	9.0	8.9	10.3	8.3	10.1	9.6	9.2	9.6	12.9
8. \$76-125	20.5	20.8	20.4	21.9	16.6	22.9	20.6	20.2	18.5	20.7	20.2	19.1	21.6	22.7	22.7	14.9
9. \$126+	20.8	24.5	17.3	20.6	21.9	22.3	20.8	20.5	20.1	19.0	27.4	16.9	22.9	22.9	27.4	33.0
<i>Item 600 Subject C02</i>	<i>N 13933</i>	<i>6308</i>	<i>7192</i>	<i>9340</i>	<i>1580</i>	<i>2915</i>	<i>3444</i>	<i>4793</i>	<i>2781</i>	<i>10898</i>	<i>2787</i>	<i>6813</i>	<i>3188</i>	<i>1352</i>	<i>2203</i>	<i>196</i>

MONITORING THE FUTURE

QUESTIONNAIRE FORM 1-6 2003	TOTAL	SEX		RACE		REGION				COLLEGE PLANS?		ILLICIT DRUG USE: LIFETIME				
		M	F	White	Black	NE	NC	S	W	Yes	No	None	Mari- juana Only	Few Pills	More Pills	Any Her- oin
<i>N (Weighted No. of Cases):</i>	15200	6736	7554	9722	1739	3210	3687	5212	3092	11229	2856	7207	3456	1459	2379	224
<i>% of Weighted Total:</i>	100.0	44.3	49.7	64.0	11.4	21.1	24.3	34.3	20.3	73.9	18.8	47.4	22.7	9.6	15.7	1.5
C24B: Other sources (allowances, etc.)																
1. None	37.3	36.3	38.1	39.0	30.0	42.9	36.8	35.0	36.2	36.1	42.3	40.7	35.5	37.6	30.4	28.4
2. \$1-5	6.0	5.1	6.8	6.2	3.9	5.7	6.7	5.2	6.8	6.1	5.9	6.6	5.6	6.1	4.7	7.3
3. \$6-10	10.3	9.9	10.8	11.1	7.1	9.6	12.6	9.0	10.4	10.5	9.9	10.8	10.0	11.8	8.7	10.0
4. \$11-20	17.6	17.5	17.8	17.8	14.5	16.6	17.4	18.0	18.5	18.2	15.6	18.1	18.0	16.7	17.0	13.6
5. \$21-35	11.1	11.5	10.9	10.8	12.9	9.3	10.6	12.2	11.8	11.6	9.4	9.9	11.8	11.5	14.2	8.5
6. \$36-50	7.4	8.1	6.9	6.6	11.1	7.1	7.4	8.2	6.5	7.8	5.9	6.3	7.7	6.9	10.3	9.9
7. \$51-75	3.5	3.6	3.4	3.2	5.4	2.5	3.3	4.1	3.9	3.6	3.3	2.7	4.0	3.9	5.2	4.8
8. \$76-125	2.6	2.6	2.5	2.0	5.9	1.9	1.9	3.6	2.3	2.7	1.9	2.2	2.8	2.2	3.1	4.7
9. \$126+	4.0	5.3	2.8	3.1	9.2	4.3	3.3	4.6	3.6	3.5	5.7	2.7	4.7	3.3	6.4	12.8
<i>Item 610 Subject C02</i>	<i>N 13727</i>	<i>6198</i>	<i>7108</i>	<i>9193</i>	<i>1560</i>	<i>2848</i>	<i>3388</i>	<i>4739</i>	<i>2752</i>	<i>10783</i>	<i>2711</i>	<i>6699</i>	<i>3159</i>	<i>1329</i>	<i>2173</i>	<i>198</i>
C25: During a typical week, on how many evenings do you go out for fun and recreation?																
1. Less than one	10.8	9.6	11.5	8.3	18.8	11.1	7.9	12.6	10.8	9.9	13.6	13.9	8.1	9.6	5.9	5.9
2. One	13.5	11.8	14.9	12.1	15.9	11.6	11.8	14.5	15.8	13.3	14.1	16.3	11.4	13.2	8.8	7.4
3. Two	26.4	25.3	27.4	25.6	27.6	24.6	26.7	27.1	26.8	27.0	24.2	29.0	26.3	25.6	20.2	16.4
4. Three	24.0	23.4	24.8	25.2	19.5	23.1	25.3	23.3	24.5	25.2	20.0	22.8	25.2	27.0	24.4	21.9
5. Four or five	16.6	18.7	14.9	19.2	10.1	18.5	19.5	14.3	15.0	16.9	15.9	12.8	18.7	17.5	24.2	21.7
6. Six or seven	8.7	11.1	6.5	9.5	8.1	11.1	8.8	8.2	7.1	7.7	12.1	5.3	10.2	7.2	16.6	26.7
<i>Item 620 Subject C07, M01</i>	<i>N 14162</i>	<i>6412</i>	<i>7309</i>	<i>9460</i>	<i>1614</i>	<i>2968</i>	<i>3473</i>	<i>4879</i>	<i>2842</i>	<i>11090</i>	<i>2805</i>	<i>6932</i>	<i>3238</i>	<i>1377</i>	<i>2226</i>	<i>202</i>
C26: On the average, how often do you go out with a date (or your spouse, if you are married)?																
1. Never	25.3	26.0	24.8	21.8	31.8	25.2	23.5	24.2	29.5	24.8	27.0	31.9	19.0	21.0	16.8	22.0
2. Once a month or less	18.0	19.6	16.8	18.3	16.9	15.8	19.3	17.7	19.2	18.0	17.7	18.2	17.8	19.2	17.4	11.4
3. 2 or 3 times a month	15.4	15.3	15.3	15.5	18.7	14.5	15.3	16.3	14.8	15.8	13.9	13.1	16.8	19.4	17.8	17.9
4. Once a week	14.4	14.7	14.2	15.1	12.9	13.6	14.5	15.2	13.7	14.9	12.9	13.6	15.5	13.8	15.5	14.8
5. 2 or 3 times a week	16.5	15.3	17.4	17.6	12.6	17.4	16.7	17.0	14.2	16.8	15.6	15.2	19.2	16.1	17.1	13.1
6. Over 3 times a week	10.5	9.1	11.5	11.7	7.1	13.4	10.8	9.6	8.6	9.8	12.8	8.0	11.7	10.6	15.4	20.8
<i>Item 630 Subject C07, M01</i>	<i>N 14071</i>	<i>6352</i>	<i>7278</i>	<i>9411</i>	<i>1600</i>	<i>2938</i>	<i>3468</i>	<i>4846</i>	<i>2819</i>	<i>10980</i>	<i>2785</i>	<i>6873</i>	<i>3228</i>	<i>1371</i>	<i>2222</i>	<i>201</i>
C27: During an average week, how much do you usually drive a car, truck, or motorcycle?																
1. Not at all	16.0	13.9	17.6	9.9	29.1	21.7	11.1	14.0	19.7	15.2	18.6	18.4	14.0	13.4	12.1	18.2
2. 1 to 10 miles	8.1	7.4	8.9	5.6	14.9	9.0	7.4	8.1	8.2	7.9	9.3	9.0	7.8	7.3	6.3	6.3
3. 11 to 50 miles	23.0	20.0	25.8	23.1	24.2	24.7	25.1	21.5	21.3	24.2	18.8	25.1	22.5	23.0	18.2	14.2
4. 51 to 100 miles	22.6	24.3	21.5	25.6	15.3	20.9	26.0	21.6	22.2	23.6	19.3	21.7	23.9	24.9	23.5	15.9
5. 100 to 200 miles	17.2	19.1	15.6	20.4	8.8	15.0	17.1	19.1	16.3	17.5	16.0	15.4	18.0	18.8	20.6	21.9
6. More than 200 miles	13.0	15.3	10.8	15.3	7.6	8.7	13.2	15.8	12.4	11.6	18.0	10.4	13.7	12.7	19.2	23.5
<i>Item 640 Subject F07</i>	<i>N 14129</i>	<i>6398</i>	<i>7287</i>	<i>9452</i>	<i>1603</i>	<i>2954</i>	<i>3470</i>	<i>4874</i>	<i>2832</i>	<i>11022</i>	<i>2792</i>	<i>6898</i>	<i>3238</i>	<i>1377</i>	<i>2227</i>	<i>201</i>
C28: Within the LAST 12 MONTHS how many times, if any, have you received a ticket (OR been stopped and warned) for moving violations, such as speeding, running a stop light, or improper passing?																
0. None—GO TO Q.C30	71.0	65.9	75.4	67.3	80.4	74.6	67.3	71.2	71.5	71.6	68.4	78.7	66.6	64.9	58.5	56.9
1. Once	17.4	18.7	16.4	19.8	12.0	14.3	19.6	18.0	17.1	17.6	17.0	15.0	18.7	20.1	21.8	15.4
2. Twice	6.8	8.4	5.3	7.5	4.4	6.0	8.0	6.3	7.2	6.4	8.4	4.3	8.6	8.4	10.8	9.0
3. Three times	2.7	3.7	1.8	3.1	1.6	2.9	3.1	2.4	2.3	2.4	3.5	1.1	3.8	3.8	5.1	6.1
4. Four or more times	2.1	3.2	1.1	2.3	1.6	2.2	2.0	2.1	1.9	1.9	2.7	0.9	2.3	2.9	3.8	12.6
<i>Item 650 Subject F07, S02</i>	<i>N 13900</i>	<i>6253</i>	<i>7222</i>	<i>9341</i>	<i>1549</i>	<i>2896</i>	<i>3422</i>	<i>4785</i>	<i>2796</i>	<i>10905</i>	<i>2697</i>	<i>6856</i>	<i>3180</i>	<i>1351</i>	<i>2167</i>	<i>187</i>
C29: How many of these tickets or warnings occurred after you were . . .																
C29A: Drinking alcoholic beverages?																
0. None	94.0	92.0	96.4	93.5	95.3	94.3	93.2	93.6	95.6	94.6	91.6	98.6	95.1	94.4	87.1	71.6
1. One	4.8	6.3	3.2	5.4	4.2	4.7	5.9	5.1	3.1	4.5	6.4	1.3	4.0	4.8	10.6	18.7
2. Two	0.8	1.1	0.4	0.9	0.1	0.4	0.6	1.0	0.9	0.6	1.3	0.1	0.6	0.5	1.8	4.4
3. Three	0.1	0.1	0.1	0.1	-	-	0.1	*	0.3	0.1	0.1	-	0.1	0.2	0.1	0.8
4. Four or more	0.3	0.5	-	0.2	0.3	0.6	0.2	0.3	0.1	0.2	0.5	*	0.2	0.2	0.4	4.5
<i>Item 660 Subject A07a, S02</i>	<i>N† 3987</i>	<i>2102</i>	<i>1763</i>	<i>3032</i>	<i>299</i>	<i>724</i>	<i>1104</i>	<i>1369</i>	<i>790</i>	<i>3068</i>	<i>842</i>	<i>1466</i>	<i>1051</i>	<i>469</i>	<i>885</i>	<i>78</i>

†=excludes respondents for whom question was inappropriate. *=less than .05 percent.

DESCRIPTIVE RESULTS: 2003

27

QUESTIONNAIRE FORM 1-6 2003	TOTAL	SEX		RACE		REGION				COLLEGE PLANS?		ILLICIT DRUG USE: LIFETIME				
		M	F	White	Black	NE	NC	S	W	Yes	No	None	Mari- juana Only	Few Pills	More Pills	Any Her- oin
<i>N (Weighted No. of Cases):</i>	15200	6736	7554	9722	1739	3210	3687	5212	3092	11229	2856	7207	3456	1459	2379	224
<i>% of Weighted Total:</i>	100.0	44.3	49.7	64.0	11.4	21.1	24.3	34.3	20.3	73.9	18.8	47.4	22.7	9.6	15.7	1.5
C29B: Smoking marijuana or hashish?																
0. None	94.5	92.5	97.2	94.4	96.4	92.4	95.5	95.2	93.9	95.7	91.2	100.0	97.6	94.3	84.0	74.1
1. One	4.2	5.5	2.3	4.1	2.7	5.1	4.0	3.6	4.4	3.4	6.1	-	1.7	5.1	12.2	18.5
2. Two	0.8	1.1	0.4	0.9	0.3	1.9	0.2	0.4	1.0	0.4	1.9	-	0.5	0.2	2.5	1.2
3. Three	0.2	0.4	0.1	0.3	0.3	-	-	0.4	0.5	0.1	0.6	-	0.1	0.3	0.6	1.8
4. Four or more	0.3	0.5	*	0.2	0.3	0.6	0.3	0.3	0.3	0.3	0.3	-	0.1	0.2	0.8	4.4
<i>Item 670 Subject A07a, S02</i>	<i>N†</i> 3989	<i>2105</i>	<i>1761</i>	<i>3036</i>	<i>298</i>	<i>721</i>	<i>1101</i>	<i>1374</i>	<i>792</i>	<i>3069</i>	<i>839</i>	<i>1463</i>	<i>1048</i>	<i>472</i>	<i>888</i>	<i>80</i>
C29C: Using other illegal drugs?																
0. None	98.6	98.3	99.3	98.9	99.1	97.7	99.3	98.1	99.5	98.8	98.3	100.0	100.0	99.6	96.3	76.3
1. Once	0.9	0.9	0.7	0.8	0.6	1.2	0.4	1.4	0.4	0.7	1.2	-	-	0.2	2.9	11.7
2. Two	0.2	0.2	*	0.2	-	0.2	0.1	0.3	-	0.1	0.3	-	-	-	0.4	2.5
3. Three	*	*	-	*	-	-	-	*	-	*	-	-	-	-	-	0.8
4. Four or more	0.3	0.5	-	0.2	0.3	0.9	0.2	0.2	0.1	0.3	0.2	-	-	0.2	0.4	8.7
<i>Item 680 Subject A07a, S02</i>	<i>N†</i> 3972	<i>2086</i>	<i>1762</i>	<i>3019</i>	<i>295</i>	<i>722</i>	<i>1097</i>	<i>1366</i>	<i>787</i>	<i>3059</i>	<i>836</i>	<i>1463</i>	<i>1045</i>	<i>469</i>	<i>879</i>	<i>78</i>
C30: We are interested in any accidents which occurred while you were driving a car, truck, or motorcycle. ("Accidents" means a collision involving property damage or personal injury—not bumps or scratches in parking lots.)																
During the LAST 12 MONTHS, how many accidents have you had while you were driving (whether or not you were responsible)?																
0. None—GO TO Q.C32	75.8	75.5	76.2	73.3	83.9	75.2	73.8	75.0	80.4	75.7	75.8	80.8	73.7	71.6	67.3	60.0
1. One	18.4	18.4	18.4	20.2	11.9	18.4	19.7	19.3	15.3	18.6	18.0	15.5	19.9	21.9	23.0	22.9
2. Two	4.3	4.3	4.2	4.9	3.2	4.9	4.8	4.2	3.1	4.2	4.7	3.0	4.8	4.9	6.6	11.3
3. Three	1.0	1.3	0.8	1.1	0.6	1.1	1.0	1.2	0.8	1.1	0.7	0.6	1.0	1.2	2.2	3.6
4. Four or more	0.4	0.4	0.4	0.5	0.3	0.3	0.6	0.4	0.4	0.4	0.8	0.2	0.5	0.4	0.9	2.3
<i>Item 690 Subject F07, S02</i>	<i>N</i> 13816	<i>6224</i>	<i>7174</i>	<i>9286</i>	<i>1547</i>	<i>2876</i>	<i>3400</i>	<i>4769</i>	<i>2771</i>	<i>10830</i>	<i>2687</i>	<i>6818</i>	<i>3151</i>	<i>1343</i>	<i>2152</i>	<i>187</i>
C31: How many of these accidents occurred after you were . . .																
C31A: Drinking alcoholic beverages?																
0. None	96.4	94.7	98.1	96.3	97.1	96.0	95.4	96.7	97.6	96.9	94.8	99.3	96.1	95.5	93.3	83.0
1. One	2.8	3.9	1.8	3.2	1.4	3.0	4.2	2.1	2.0	2.4	3.8	0.6	3.0	4.3	5.4	7.4
2. Two	0.5	1.0	*	0.3	1.5	0.6	0.2	0.7	0.2	0.3	1.1	-	0.6	-	1.0	5.4
3. Three	0.1	0.3	-	0.1	-	0.3	-	0.2	0.1	0.2	-	-	0.2	-	0.3	0.8
4. Four or more	0.2	0.2	-	0.1	-	0.1	0.2	0.2	0.1	0.1	0.3	*	0.1	0.2	-	3.4
<i>Item 700 Subject A07a, S02</i>	<i>N†</i> 3331	<i>1515</i>	<i>1708</i>	<i>2472</i>	<i>246</i>	<i>709</i>	<i>893</i>	<i>1187</i>	<i>542</i>	<i>2615</i>	<i>654</i>	<i>1314</i>	<i>829</i>	<i>383</i>	<i>701</i>	<i>75</i>
C31B: Smoking marijuana or hashish?																
0. None	97.4	96.5	98.5	97.6	97.3	97.0	97.6	97.5	97.7	98.0	95.9	100.0	98.2	96.8	93.8	84.2
1. One	1.9	2.6	1.4	1.9	1.7	2.4	2.1	1.4	2.3	1.7	2.5	-	1.3	3.0	5.0	7.1
2. Two	0.3	0.6	0.1	0.2	1.1	0.4	0.2	0.5	-	0.2	1.0	-	0.5	-	0.5	4.5
3. Three	0.1	0.2	0.1	0.1	-	0.1	-	0.3	-	0.1	0.4	-	-	-	0.5	0.8
4. Four or more	0.2	0.2	-	0.1	-	0.1	0.1	0.4	0.1	0.1	0.3	-	-	0.2	0.2	3.4
<i>Item 710 Subject A07a, S02</i>	<i>N†</i> 3332	<i>1512</i>	<i>1714</i>	<i>2468</i>	<i>247</i>	<i>713</i>	<i>892</i>	<i>1186</i>	<i>541</i>	<i>2618</i>	<i>653</i>	<i>1316</i>	<i>828</i>	<i>381</i>	<i>700</i>	<i>75</i>
C31C: Using other illegal drugs?																
0. None	99.5	99.2	100.0	99.6	100.0	99.5	99.5	99.3	99.7	99.6	99.2	100.0	100.0	99.8	98.7	91.5
1. One	0.1	0.2	-	0.1	-	0.1	-	0.2	0.1	0.1	0.1	-	-	-	0.3	1.8
2. Two	0.1	0.3	-	0.2	-	0.1	0.2	0.1	0.1	*	0.5	-	-	-	0.6	-
3. Three	0.1	0.2	-	0.1	-	0.1	-	0.1	-	0.1	0.2	-	-	-	0.1	2.1
4. Four or more	0.2	0.1	-	0.1	-	0.1	0.3	0.2	0.1	0.2	0.1	-	-	0.2	0.1	4.6
<i>Item 720 Subject A07a, S02</i>	<i>N†</i> 3315	<i>1505</i>	<i>1706</i>	<i>2463</i>	<i>246</i>	<i>703</i>	<i>891</i>	<i>1183</i>	<i>537</i>	<i>2607</i>	<i>649</i>	<i>1310</i>	<i>826</i>	<i>381</i>	<i>695</i>	<i>73</i>
C32: (FORMS 1 AND 5 ONLY) If you have not entered military service, and do not expect to enter, GO TO PART D.																

*=less than .05 percent. 2

MONITORING THE FUTURE

QUESTIONNAIRE FORM 1-6 2003	TOTAL	SEX		RACE		REGION				COLLEGE PLANS?		ILLICIT DRUG USE: LIFETIME					
		M	F	White	Black	NE	NC	S	W	Yes	No	None	Mari- juana Only	Few Pills	More Pills	Any Her- oin	
<i>N (Weighted No. of Cases):</i>	15200	6736	7554	9722	1739	3210	3687	5212	3092	11229	2856	7207	3456	1459	2379	224	
<i>% of Weighted Total:</i>	100.0	44.3	49.7	64.0	11.4	21.1	24.3	34.3	20.3	73.9	18.8	47.4	22.7	9.6	15.7	1.5	
What is, or will be, your branch of service?																	
1. Army	26.4	25.8	26.6	27.6	26.3	24.2	26.9	26.7	26.6	24.9	32.1	25.5	30.3	28.1	23.6	7.9	
2. Navy	14.4	16.6	10.0	14.9	12.0	9.2	13.4	14.6	18.4	14.8	12.3	14.2	14.1	16.8	14.4	12.8	
3. Marine Corps	18.6	22.6	7.7	20.6	7.2	27.7	19.3	15.4	18.0	16.1	25.2	15.8	15.3	17.7	31.6	14.2	
4. Air Force	23.6	18.7	36.7	19.4	34.6	21.4	20.4	27.1	21.2	27.1	14.2	26.1	27.4	13.1	15.7	46.6	
5. Coast Guard	3.1	3.7	0.8	2.7	3.0	5.4	2.6	2.4	3.0	2.5	4.0	4.5	1.0	3.9	1.6	-	
6. Uncertain	14.0	12.5	18.2	14.8	16.9	12.1	17.3	13.8	12.8	14.7	12.2	13.9	11.9	20.5	13.1	18.5	
<i>Item 730 Subject L01</i>	<i>N†</i>	<i>586</i>	<i>412</i>	<i>147</i>	<i>335</i>	<i>103</i>	<i>90</i>	<i>111</i>	<i>250</i>	<i>134</i>	<i>394</i>	<i>166</i>	<i>260</i>	<i>131</i>	<i>62</i>	<i>103</i>	<i>11</i>
C33: (FORMS 1 AND 5 ONLY) Do you expect to be an officer?																	
1. No	18.1	18.5	17.0	16.5	23.3	14.2	18.3	20.3	16.7	14.4	26.3	16.8	22.9	14.1	15.0	34.9	
2. Uncertain	39.3	39.8	38.4	39.6	29.2	46.8	31.5	35.8	47.0	39.7	40.6	39.6	34.7	44.3	38.1	54.0	
3. Yes	42.6	41.6	44.6	43.8	47.4	39.0	50.2	43.9	36.3	45.9	33.1	43.6	42.5	41.6	46.9	11.1	
<i>Item 740 Subject L01</i>	<i>N†</i>	<i>604</i>	<i>423</i>	<i>152</i>	<i>345</i>	<i>108</i>	<i>94</i>	<i>111</i>	<i>261</i>	<i>138</i>	<i>410</i>	<i>166</i>	<i>265</i>	<i>138</i>	<i>63</i>	<i>109</i>	<i>11</i>
C34: (FORMS 1 AND 5 ONLY) Do you expect to have a career in the Armed Forces?																	
1. No	19.2	20.6	13.8	18.7	22.1	31.1	15.1	19.6	14.0	18.2	19.9	19.1	23.8	13.5	17.3	12.8	
2. Uncertain	44.6	45.1	44.4	45.5	38.0	40.5	54.8	39.1	49.9	47.2	39.3	45.0	37.3	56.1	46.0	59.3	
3. Yes	36.1	34.3	41.8	35.8	39.9	28.4	30.1	41.4	36.2	34.6	40.8	35.8	38.9	30.3	36.7	27.9	
<i>Item 750 Subject L01</i>	<i>N†</i>	<i>603</i>	<i>422</i>	<i>152</i>	<i>346</i>	<i>108</i>	<i>93</i>	<i>110</i>	<i>262</i>	<i>138</i>	<i>409</i>	<i>166</i>	<i>263</i>	<i>138</i>	<i>63</i>	<i>109</i>	<i>11</i>
C32: (FORM 6 ONLY) When you drive a car, how often do you wear a seatbelt?																	
1. Never	4.8	6.2	2.5	4.9	6.9	5.8	5.6	4.5	3.4	2.8	11.5	3.3	4.7	2.6	6.3	26.8	
2. Seldom	7.0	8.9	5.5	6.9	8.4	6.0	10.0	7.3	3.7	5.3	13.1	3.5	8.9	7.4	12.9	16.8	
3. Sometimes	8.3	10.0	6.9	8.0	12.6	9.6	10.4	8.7	3.4	7.7	10.3	6.7	8.6	9.0	11.0	12.8	
4. Often	11.7	11.9	11.9	11.9	13.4	12.1	12.1	12.7	9.0	12.1	10.0	8.8	13.2	14.3	17.7	4.4	
5. Always	63.6	59.6	67.4	66.0	51.0	60.5	59.8	63.3	72.2	67.4	51.1	72.1	60.1	63.4	49.0	35.3	
8. Does not apply	4.6	3.4	5.9	2.4	7.7	6.0	2.1	3.4	8.4	4.8	4.0	5.5	4.5	3.3	3.0	4.0	
<i>Item 22210 Subject F07, S02, T02</i>	<i>N</i>	<i>2394</i>	<i>1111</i>	<i>1220</i>	<i>1608</i>	<i>281</i>	<i>503</i>	<i>594</i>	<i>820</i>	<i>477</i>	<i>1877</i>	<i>469</i>	<i>1149</i>	<i>531</i>	<i>227</i>	<i>413</i>	<i>49</i>
C33: (FORM 6 ONLY) When you are riding in the front passenger seat of a car, how often do you wear a seatbelt?																	
1. Never	5.7	7.5	3.1	6.0	6.8	5.5	8.7	4.9	3.7	3.1	14.4	3.5	4.8	2.5	10.2	30.1	
2. Seldom	7.3	8.6	6.4	6.9	11.4	8.2	8.9	7.5	3.9	6.3	11.5	4.6	11.4	7.6	8.5	12.2	
3. Sometimes	10.0	11.9	8.5	8.8	16.9	10.3	13.7	9.5	5.9	9.7	10.7	8.8	11.9	8.5	11.8	15.0	
4. Often	16.3	15.4	17.4	17.0	13.2	17.9	17.5	16.3	13.0	17.3	12.3	14.2	14.9	19.3	22.6	16.3	
5. Always	60.6	56.4	64.4	61.2	51.5	58.1	51.1	61.6	73.2	63.3	51.0	68.6	56.8	62.1	46.8	26.4	
8. Does not apply	0.2	0.3	0.1	0.1	0.2	-	0.2	0.2	0.3	0.2	-	0.2	0.2	-	0.1	-	
<i>Item 22220 Subject F07, S02, T02</i>	<i>N</i>	<i>2395</i>	<i>1110</i>	<i>1223</i>	<i>1610</i>	<i>286</i>	<i>501</i>	<i>595</i>	<i>821</i>	<i>478</i>	<i>1876</i>	<i>468</i>	<i>1148</i>	<i>532</i>	<i>229</i>	<i>413</i>	<i>47</i>
The following questions are about CIGARETTE SMOKING.																	
B01: Have you ever smoked cigarettes?																	
1. Never—GO TO Q.B03	46.3	45.1	48.0	43.2	61.0	47.4	43.8	45.7	49.2	50.2	33.6	73.5	24.6	24.5	12.9	10.8	
2. Once or twice	23.1	23.4	22.9	21.6	27.7	22.0	22.9	23.5	23.8	22.9	23.2	17.8	34.9	29.4	18.9	12.0	
3. Occasionally but not regularly	12.1	12.6	11.8	13.3	6.1	11.7	12.7	11.7	12.4	12.2	12.1	5.0	18.7	17.9	20.1	12.8	
4. Regularly in the past	5.8	5.7	5.8	6.6	2.1	5.8	5.4	6.5	5.3	5.3	7.6	1.6	7.6	11.2	11.6	17.1	
5. Regularly now	12.7	13.2	11.6	15.3	3.0	13.2	15.3	12.6	9.3	9.4	23.5	2.1	14.2	17.0	36.4	47.2	
<i>Item 760 Subject A01a</i>	<i>N</i>	<i>14852</i>	<i>6646</i>	<i>7480</i>	<i>9645</i>	<i>1692</i>	<i>3146</i>	<i>3623</i>	<i>5073</i>	<i>3010</i>	<i>11121</i>	<i>2815</i>	<i>7146</i>	<i>3427</i>	<i>1447</i>	<i>2361</i>	<i>212</i>
B02: How frequently have you smoked cigarettes during the past 30 days?																	
1. Not at all—incl. (1) in Q.B01	75.6	73.8	77.9	71.8	91.0	75.0	72.8	75.8	79.3	79.3	63.8	93.2	69.5	65.4	42.1	31.3	
2. Less than one cigarette per day	8.6	9.2	8.2	9.6	3.9	8.6	9.1	8.0	8.9	8.6	8.3	3.6	13.0	11.5	15.2	10.7	
3. One to five cigarettes per day	7.5	7.4	7.4	8.3	3.6	7.7	8.1	7.3	6.8	6.6	10.7	1.9	10.3	12.9	16.0	14.4	
4. About one-half pack per day	4.8	5.4	4.1	6.0	0.8	5.2	5.6	4.9	3.4	3.3	9.7	0.8	4.3	6.0	15.9	17.5	
5. About one pack per day	2.5	2.9	1.9	3.1	0.5	2.8	3.0	2.9	0.9	1.6	4.9	0.3	1.9	2.9	8.3	17.9	
6. About one and one-half packs per day	0.5	0.6	0.4	0.6	-	0.5	0.4	0.6	0.3	0.3	1.2	0.1	0.4	0.6	1.3	3.8	
7. Two packs or more per day	0.5	0.7	0.3	0.5	0.3	0.2	1.0	0.5	0.3	0.2	1.4	0.1	0.6	0.6	1.1	4.4	
<i>Item 780 Subject A01c</i>	<i>N</i>	<i>14844</i>	<i>6640</i>	<i>7475</i>	<i>9641</i>	<i>1693</i>	<i>3142</i>	<i>3624</i>	<i>5072</i>	<i>3007</i>	<i>11111</i>	<i>2817</i>	<i>7145</i>	<i>3423</i>	<i>1444</i>	<i>2362</i>	<i>213</i>

†=excludes respondents for whom question was inappropriate.

DESCRIPTIVE RESULTS: 2003

29

QUESTIONNAIRE FORM 1-6 2003	TOTAL	SEX		RACE		REGION				COLLEGE PLANS?		ILLICIT DRUG USE: LIFETIME				
		M	F	White	Black	NE	NC	S	W	Yes	No	None	Mari- juana Only	Few Pills	More Pills	Any Her- oin
<i>N (Weighted No. of Cases):</i> <i>% of Weighted Total:</i>	15200 100.0	6736 44.3	7554 49.7	9722 64.0	1739 11.4	3210 21.1	3687 24.3	5212 34.3	3092 20.3	11229 73.9	2856 18.8	7207 47.4	3456 22.7	1459 9.6	2379 15.7	224 1.5
B03: Next we want to ask you about drinking alcoholic beverages, including beer, wine, wine coolers, and liquor.																
Have you ever had any beer, wine, wine coolers, or liquor to drink—more than just a few sips?																
1. No—GO TO Q.B07	23.9	23.4	24.1	20.8	34.5	20.9	22.5	26.6	24.2	25.4	17.6	43.1	6.6	7.1	3.1	4.2
2. Yes	76.1	76.6	75.9	79.2	65.5	79.1	77.5	73.4	75.8	74.6	82.4	56.9	93.4	92.9	96.9	95.8
<i>Item 790 Subject A01a</i>	<i>N 12119</i>	<i>5493</i>	<i>6157</i>	<i>7948</i>	<i>1377</i>	<i>2561</i>	<i>2968</i>	<i>4121</i>	<i>2469</i>	<i>9224</i>	<i>2327</i>	<i>5882</i>	<i>2776</i>	<i>1197</i>	<i>1975</i>	<i>189</i>
B04: On how many occasions have you had alcoholic beverages to drink—more than just a few sips . . .																
B04A: . . . in your lifetime?																
1. 0 occasions—incl. (1) in Q.B03	23.4	23.2	23.5	20.6	34.2	20.1	22.1	26.2	23.9	25.1	17.4	42.4	5.9	7.3	2.9	3.9
2. 1-2	8.3	7.0	9.7	7.6	12.3	7.8	8.3	8.5	8.5	8.4	8.5	12.5	5.2	6.3	1.8	1.6
3. 3-5	11.0	9.7	12.0	10.0	15.1	10.2	9.6	12.5	11.0	11.4	9.8	14.3	11.4	8.5	3.1	0.8
4. 6-9	9.6	8.1	11.0	9.2	11.4	9.2	8.9	10.0	10.0	9.8	9.4	9.4	12.6	11.4	5.3	4.5
5. 10-19	12.4	10.9	14.0	13.4	9.5	12.9	11.7	12.7	12.3	12.5	12.5	9.3	17.6	17.9	11.4	6.9
6. 20-39	11.1	11.3	11.2	12.3	7.6	12.2	10.9	10.6	11.1	11.0	11.7	5.4	17.8	14.9	16.8	10.5
7. 40 or more	24.1	29.8	18.6	27.0	9.9	27.4	28.5	19.5	23.2	21.8	30.6	6.8	29.5	33.7	58.7	71.8
<i>Item 810 Subject A01a</i>	<i>N 14417</i>	<i>6446</i>	<i>7322</i>	<i>9446</i>	<i>1615</i>	<i>3063</i>	<i>3518</i>	<i>4907</i>	<i>2929</i>	<i>10883</i>	<i>2703</i>	<i>7010</i>	<i>3344</i>	<i>1399</i>	<i>2308</i>	<i>207</i>
B04B: . . . during the last 12 months?																
1. 0 occasions—incl.(1) in Q.B03	29.9	29.0	30.7	26.2	44.6	25.4	28.2	33.9	29.9	31.5	23.8	50.9	11.4	13.1	5.3	6.9
2. 1-2	16.5	14.2	18.4	15.0	22.5	16.7	14.6	17.3	17.2	16.7	16.1	20.6	16.4	13.2	7.7	3.8
3. 3-5	13.9	11.6	16.1	14.1	14.1	14.0	12.8	14.6	13.7	14.1	13.5	12.0	18.9	18.0	10.0	8.3
4. 6-9	10.2	9.6	10.8	11.1	6.8	10.9	10.6	9.5	9.9	9.8	12.0	6.4	14.6	14.9	12.3	10.5
5. 10-19	12.5	13.2	12.0	14.2	6.5	13.9	13.5	11.2	12.2	12.4	13.0	5.6	18.1	18.2	21.9	16.5
6. 20-39	7.8	9.0	6.8	9.0	2.4	8.3	9.2	6.0	8.5	7.3	9.9	2.4	10.7	11.5	17.1	14.4
7. 40 or more	9.2	13.3	5.2	10.4	3.0	10.7	11.1	7.5	8.4	8.2	11.6	2.0	10.0	11.1	25.6	39.6
<i>Item 820 Subject A01b</i>	<i>N 14383</i>	<i>6423</i>	<i>7306</i>	<i>9426</i>	<i>1604</i>	<i>3060</i>	<i>3516</i>	<i>4889</i>	<i>2918</i>	<i>10868</i>	<i>2689</i>	<i>6978</i>	<i>3330</i>	<i>1406</i>	<i>2316</i>	<i>205</i>
B04C: . . . during the last 30 days?																
1. 0 occasions—incl. (1) in Q.B03	52.5	48.3	56.2	48.0	70.8	48.4	49.2	57.0	53.0	54.9	44.6	75.4	36.9	36.8	19.3	13.4
2. 1-2	20.5	19.3	22.0	21.6	16.9	22.1	19.7	19.8	20.8	20.3	21.5	15.6	27.6	25.5	21.9	21.1
3. 3-5	12.1	13.6	10.9	13.5	6.2	13.2	13.8	10.5	11.8	11.8	13.3	4.9	17.6	18.4	21.8	18.3
4. 6-9	7.2	8.5	5.7	8.2	3.3	8.1	8.7	5.7	7.0	6.5	9.5	2.2	9.2	10.4	16.7	19.4
5. 10-19	4.5	5.6	3.6	5.3	1.3	4.5	5.1	4.0	4.8	4.1	6.1	1.3	5.3	5.6	11.8	12.9
6. 20-39	1.4	1.9	0.9	1.6	0.8	1.5	1.6	1.3	1.3	1.2	2.2	0.3	1.5	1.5	4.0	5.1
7. 40 or more	1.8	2.8	0.6	1.8	0.7	2.2	1.8	1.8	1.3	1.2	2.8	0.4	1.9	1.9	4.5	9.8
<i>Item 830 Subject A01c</i>	<i>N 14367</i>	<i>6416</i>	<i>7300</i>	<i>9422</i>	<i>1605</i>	<i>3049</i>	<i>3511</i>	<i>4892</i>	<i>2914</i>	<i>10853</i>	<i>2689</i>	<i>6966</i>	<i>3334</i>	<i>1404</i>	<i>2310</i>	<i>207</i>
(FORMS 1 AND 6 ONLY) On how many occasions (if any) have you been drunk or very high from drinking alcoholic beverages?																
B04D: . . . in your lifetime?																
1. 0 occasions	41.9	39.9	43.6	36.2	70.5	37.3	38.0	47.0	42.7	44.5	33.9	69.1	18.0	15.2	8.9	12.3
2. 1-2	14.4	12.9	16.3	13.4	14.1	14.4	13.4	15.4	14.2	14.9	13.2	14.5	19.7	14.9	7.1	1.5
3. 3-5	8.9	7.3	10.3	9.6	4.7	8.1	9.3	8.8	9.3	8.6	10.0	6.1	13.7	14.0	7.6	11.0
4. 6-9	7.3	7.3	7.8	9.0	2.7	8.4	8.1	6.7	6.3	7.1	9.3	3.7	12.5	12.7	7.4	8.4
5. 10-19	7.6	8.4	6.5	8.7	1.9	9.0	8.4	6.3	7.4	7.1	9.0	2.7	10.8	14.5	13.7	10.7
6. 20-39	7.4	7.6	6.9	8.8	1.3	9.3	8.7	6.0	6.0	6.6	9.9	2.0	10.9	13.3	15.0	15.6
7. 40 or more	12.5	16.6	8.5	14.3	5.0	13.4	14.1	9.8	14.1	11.2	14.7	1.8	14.5	15.4	40.2	40.5
<i>Item 25020 Subject A01a</i>	<i>N 4487</i>	<i>1956</i>	<i>2313</i>	<i>2969</i>	<i>497</i>	<i>934</i>	<i>1070</i>	<i>1567</i>	<i>915</i>	<i>3421</i>	<i>800</i>	<i>2221</i>	<i>1035</i>	<i>428</i>	<i>680</i>	<i>62</i>
B04E: . . . during the last 12 months?																
1. 0 occasions	52.0	49.9	54.0	45.1	81.1	47.0	45.5	58.7	53.2	54.2	45.6	77.6	32.3	29.5	15.2	19.6
2. 1-2	15.1	13.2	17.2	16.2	9.1	16.1	16.6	13.7	15.1	15.0	16.4	12.3	19.9	21.9	12.7	15.2
3. 3-5	9.3	8.6	10.3	11.2	3.6	10.0	10.9	8.6	8.0	9.1	11.3	5.1	15.6	11.6	12.4	8.6
4. 6-9	7.1	7.7	6.1	8.1	0.9	8.8	7.5	5.9	7.1	6.7	7.9	2.2	10.9	13.7	12.8	12.5
5. 10-19	6.9	7.8	5.8	8.3	1.7	8.1	8.8	5.2	6.3	6.5	7.6	1.4	10.5	13.4	14.1	16.5
6. 20-39	4.6	5.0	4.0	5.4	0.9	3.9	6.5	3.2	5.2	4.0	5.7	0.9	4.9	5.2	15.3	10.5
7. 40 or more	5.0	7.8	2.4	5.8	2.6	6.1	4.3	4.7	5.1	4.6	5.5	0.6	5.9	4.7	17.4	17.0
<i>Item 25030 Subject A01b</i>	<i>N 4466</i>	<i>1948</i>	<i>2301</i>	<i>2951</i>	<i>496</i>	<i>927</i>	<i>1071</i>	<i>1561</i>	<i>906</i>	<i>3400</i>	<i>801</i>	<i>2217</i>	<i>1030</i>	<i>424</i>	<i>672</i>	<i>63</i>

MONITORING THE FUTURE

QUESTIONNAIRE FORM 1-6 2003	TOTAL	SEX		RACE		REGION				COLLEGE PLANS?		ILLCIT DRUG USE: LIFETIME				
		M	F	White	Black	NE	NC	S	W	Yes	No	None	Mari- juana Only	Few Pills	More Pills	Any Her- oin
<i>N (Weighted No. of Cases):</i>	15200	6736	7554	9722	1739	3210	3687	5212	3092	11229	2856	7207	3456	1459	2379	224
<i>% of Weighted Total:</i>	100.0	44.3	49.7	64.0	11.4	21.1	24.3	34.3	20.3	73.9	18.8	47.4	22.7	9.6	15.7	1.5
B04F: . . . during the last 30 days?																
1. 0 occasions	69.1	65.1	73.1	63.8	89.2	64.6	65.1	74.1	69.9	71.3	62.4	88.9	57.5	53.8	35.1	29.4
2. 1-2	15.2	14.7	15.4	18.0	5.6	18.3	16.6	12.8	14.2	14.8	18.0	7.9	22.5	24.1	20.8	33.1
3. 3-5	7.6	9.6	5.7	8.6	2.9	8.6	9.2	6.1	7.0	6.7	10.0	2.0	10.3	11.9	18.9	10.9
4. 6-9	3.9	4.9	3.1	4.7	0.4	4.1	5.3	3.1	3.5	3.8	3.6	0.7	4.7	5.6	10.8	13.0
5. 10-19	2.6	3.5	1.7	3.1	1.3	3.0	2.1	2.6	2.9	2.2	3.3	0.4	3.0	3.0	9.0	6.3
6. 20-39	0.7	0.7	0.7	0.8	0.1	0.4	1.1	0.5	0.8	0.5	1.1	*	1.1	0.6	2.3	1.0
7. 40 or more	0.9	1.6	0.3	1.0	0.5	1.0	0.5	0.7	1.7	0.7	1.5	0.1	0.9	1.1	3.1	6.4
<i>Item 25040 Subject A01c</i>	<i>N</i> 4462	1944	2299	2946	495	929	1068	1558	908	3399	796	2214	1030	424	671	62
B05: (FORMS 2-6 ONLY) On the occasions that you drink alcoholic beverages, how often do you drink enough to feel pretty high?																
1. On none of the occasions	24.2	20.5	27.6	19.6	46.7	23.9	20.5	28.7	22.0	25.4	19.9	45.9	15.0	13.5	6.9	2.0
2. On few of the occasions	24.4	21.1	27.3	22.5	26.3	21.2	22.9	26.2	26.5	24.1	25.2	26.5	28.0	24.9	16.0	16.3
3. On about half of the occasions	14.4	15.0	13.9	15.3	9.0	13.8	15.9	12.4	16.3	14.4	14.7	10.2	17.1	17.4	16.3	15.2
4. On most of the occasions	21.0	22.6	19.9	24.3	9.9	23.4	23.0	18.2	20.6	21.4	19.6	11.2	24.3	26.7	30.3	22.7
5. On nearly all of the occasions	16.0	20.7	11.4	18.4	8.1	17.7	17.7	14.5	14.6	14.7	20.7	6.1	15.5	17.5	30.5	43.7
<i>Item 840 Subject A01e</i>	<i>N†</i> 9236	4225	4680	6308	915	2030	2305	3027	1874	6892	1924	3356	2593	1110	1927	184
B06: Think back over the LAST TWO WEEKS. How many times have you had five or more drinks in a row? (A "drink" is a bottle of beer, a glass of wine, a wine cooler, a shot glass of liquor, or a mixed drink.)																
(NOTE: In four forms wine coolers were included in the question text.)																
1. None—incl. (1) in Q.B03	72.1	65.8	77.9	68.1	88.9	69.1	67.5	76.3	73.5	74.1	65.5	89.9	63.0	60.9	40.6	33.1
2. Once	10.1	11.1	9.2	11.3	4.8	12.2	10.5	8.7	9.7	9.7	11.4	5.6	14.1	13.4	15.7	12.6
3. Twice	7.3	8.9	6.1	8.4	3.4	8.6	8.7	5.8	6.9	7.0	8.4	2.3	11.0	12.9	13.8	13.9
4. Three to five times	7.2	9.4	5.0	8.6	1.7	7.0	9.4	6.0	6.7	6.5	9.5	1.6	8.4	8.5	20.5	21.1
5. Six to nine times	1.9	2.8	1.1	2.1	0.6	1.8	2.3	1.7	1.7	1.6	2.8	0.4	1.9	2.3	5.5	8.2
6. Ten or more times	1.5	2.2	0.8	1.6	0.5	1.2	1.7	1.5	1.5	1.1	2.5	0.3	1.6	2.0	3.9	11.1
<i>Item 850 Subject A01d</i>	<i>N</i> 14174	6286	7248	9315	1597	3008	3449	4845	2872	10727	2639	6930	3299	1383	2230	198
The next major section of this questionnaire deals with various other drugs. There is a lot of talk these days about this subject, but very little accurate information. Therefore, we still have a lot to learn about the actual experiences and attitudes of people your age.																
We hope that you can answer all questions; but if you find one which you feel you cannot answer honestly, we would prefer that you leave it blank.																
Remember that your answers will be kept strictly confidential; they are never connected with your name or your class.																
B07: On how many occasions (if any) have you used marijuana (weed, pot) or hashish (hash, hash oil) . . .																
B07A: . . . in your lifetime?																
1. 0 occasions	53.9	49.9	58.0	51.6	60.9	50.0	51.8	59.2	51.5	57.1	44.4	100.0	-	27.1	12.1	4.0
2. 1-2	9.5	9.1	9.9	8.7	12.8	8.2	10.2	9.6	9.8	9.3	10.2	-	31.8	12.0	4.9	2.8
3. 3-5	6.2	6.5	6.0	6.3	6.3	5.2	6.9	5.5	7.6	6.1	6.8	-	18.4	10.2	5.3	1.6
4. 6-9	4.5	4.3	4.7	4.7	4.4	5.1	4.4	3.9	4.9	4.4	4.9	-	12.5	7.8	4.2	5.4
5. 10-19	5.0	4.8	5.1	5.4	3.3	4.9	5.6	4.4	5.1	5.1	4.4	-	10.9	10.7	8.0	3.5
6. 20-39	4.7	4.9	4.6	5.4	2.6	6.0	4.9	3.4	5.2	4.5	5.3	-	9.8	8.7	9.2	4.7
7. 40 or more	16.3	20.5	11.7	17.8	9.6	20.6	16.1	14.0	15.9	13.5	24.1	-	16.6	23.5	56.3	78.1
<i>Item 860 Subject A01a</i>	<i>N</i> 14638	6569	7443	9566	1679	3093	3571	4999	2975	11057	2768	7207	3449	1431	2326	204

†=excludes respondents for whom question was inappropriate. *=less than .05 percent.

DESCRIPTIVE RESULTS: 2003

31

QUESTIONNAIRE FORM 1-6 2003	TOTAL	SEX		RACE		REGION				COLLEGE PLANS?		ILLCIT DRUG USE: LIFETIME				
		M	F	White	Black	NE	NC	S	W	Yes	No	None	Mari- juana Only	Few Pills	More Pills	Any Her- oin
<i>N (Weighted No. of Cases):</i>	15200	6736	7554	9722	1739	3210	3687	5212	3092	11229	2856	7207	3456	1459	2379	224
<i>% of Weighted Total:</i>	100.0	44.3	49.7	64.0	11.4	21.1	24.3	34.3	20.3	73.9	18.8	47.4	22.7	9.6	15.7	1.5
B07B: . . . during the last 12 months?																
1. 0 occasions	65.1	62.2	68.4	62.3	74.2	59.5	63.5	70.6	63.8	67.7	57.9	100.0	32.9	44.3	22.2	12.1
2. 1-2	9.1	8.1	10.0	9.5	8.6	8.2	10.5	8.0	10.4	9.1	9.5	-	26.0	13.7	9.8	8.8
3. 3-5	5.4	5.8	5.1	5.7	5.1	6.4	5.5	4.8	5.2	5.4	5.8	-	13.0	10.3	7.3	9.3
4. 6-9	3.7	3.9	3.7	4.1	1.7	4.3	3.9	2.6	4.9	3.7	3.9	-	8.0	7.1	7.0	4.2
5. 10-19	4.0	3.9	4.0	4.4	2.6	5.3	4.5	2.8	4.1	3.9	4.2	-	7.5	6.3	9.2	9.6
6. 20-39	3.8	3.9	3.6	4.2	2.8	4.6	4.4	3.2	3.2	3.2	6.0	-	5.4	7.0	10.9	7.0
7. 40 or more	8.8	12.1	5.2	9.7	5.0	11.8	7.8	8.0	8.4	7.1	12.7	-	7.1	11.4	33.7	49.0
<i>Item 870 Subject A01b</i>	<i>N 14607</i>	<i>6543</i>	<i>7436</i>	<i>9551</i>	<i>1670</i>	<i>3090</i>	<i>3567</i>	<i>4981</i>	<i>2969</i>	<i>11043</i>	<i>2760</i>	<i>7207</i>	<i>3424</i>	<i>1432</i>	<i>2317</i>	<i>204</i>
B07C: . . . during the last 30 days?																
1. 0 occasions	78.8	75.3	82.8	77.2	83.9	73.5	78.4	82.2	78.9	81.1	73.1	100.0	66.4	67.7	42.6	31.3
2. 1-2	6.7	7.0	6.7	7.2	6.0	7.2	7.8	5.5	7.2	6.9	6.0	-	15.6	12.5	10.8	9.2
3. 3-5	3.3	3.3	3.0	3.5	2.5	5.1	3.4	2.2	3.0	3.1	3.8	-	6.3	5.2	6.9	9.1
4. 6-9	2.5	2.9	2.1	2.7	1.7	3.2	2.4	1.8	2.8	2.1	3.4	-	3.9	3.8	6.6	8.1
5. 10-19	2.7	3.2	2.1	2.9	2.6	3.2	2.4	2.9	2.5	2.3	4.3	-	3.0	4.2	9.3	10.6
6. 20-39	2.3	3.0	1.6	2.5	0.8	2.6	1.9	2.2	2.4	2.0	2.8	-	2.1	3.7	8.2	9.5
7. 40 or more	3.7	5.3	1.8	4.0	2.6	5.1	3.8	3.2	3.2	2.5	6.6	-	2.7	2.9	15.5	22.1
<i>Item 880 Subject A01c</i>	<i>N 14612</i>	<i>6544</i>	<i>7438</i>	<i>9553</i>	<i>1669</i>	<i>3093</i>	<i>3568</i>	<i>4981</i>	<i>2970</i>	<i>11049</i>	<i>2760</i>	<i>7207</i>	<i>3422</i>	<i>1430</i>	<i>2320</i>	<i>205</i>
B08: On how many occasions, if any, have you used LSD ("acid") . . .																
B08A: . . . in your lifetime?																
1. 0 occasions	94.1	92.8	95.6	93.3	98.8	92.9	94.2	94.4	94.7	95.5	90.3	100.0	100.0	90.6	74.8	31.7
2. 1-2	3.3	3.8	2.6	3.8	0.3	3.9	3.4	2.9	3.0	2.7	4.9	-	-	9.4	12.8	22.1
3. 3-5	1.1	1.3	1.0	1.3	0.2	1.0	1.1	1.3	1.1	0.8	2.2	-	-	-	5.3	20.9
4. 6-9	0.5	0.7	0.3	0.6	0.2	0.7	0.5	0.6	0.5	0.4	0.9	-	-	-	2.7	7.7
5. 10-19	0.5	0.6	0.3	0.5	0.2	0.6	0.5	0.4	0.4	0.3	0.9	-	-	-	2.5	5.5
6. 20-39	0.2	0.4	0.1	0.2	0.1	0.6	0.1	0.2	0.2	0.2	0.4	-	-	-	0.8	6.5
7. 40 or more	0.3	0.3	0.2	0.3	0.2	0.4	0.2	0.2	0.2	0.2	0.5	-	-	-	1.1	5.6
<i>Item 890 Subject A01a</i>	<i>N 14701</i>	<i>6609</i>	<i>7469</i>	<i>9596</i>	<i>1692</i>	<i>3103</i>	<i>3591</i>	<i>5015</i>	<i>2992</i>	<i>11100</i>	<i>2805</i>	<i>7170</i>	<i>3430</i>	<i>1448</i>	<i>2337</i>	<i>211</i>
B08B: . . . during the last 12 months?																
1. 0 occasions	98.1	97.6	98.8	98.0	99.2	97.6	98.2	98.1	98.6	98.6	97.0	100.0	100.0	99.0	91.5	69.9
2. 1-2	1.2	1.4	0.8	1.4	0.3	1.6	1.2	1.1	0.7	0.8	2.1	-	-	1.0	5.2	16.8
3. 3-5	0.3	0.5	0.2	0.4	0.1	0.3	0.4	0.3	0.3	0.3	0.4	-	-	-	1.4	6.7
4. 6-9	0.2	0.2	0.1	0.2	-	0.2	0.1	0.3	0.2	0.1	0.3	-	-	-	1.1	2.0
5. 10-19	0.1	0.1	*	*	0.1	0.2	*	*	0.1	0.1	-	-	-	-	0.3	1.9
6. 20-39	0.1	0.1	0.1	*	0.1	*	*	*	0.1	*	0.1	-	-	-	0.3	0.7
7. 40 or more	0.1	0.1	-	*	0.1	0.1	0.1	0.1	*	0.1	0.1	-	-	-	0.2	2.0
<i>Item 900 Subject A01b</i>	<i>N 14706</i>	<i>6612</i>	<i>7469</i>	<i>9600</i>	<i>1692</i>	<i>3103</i>	<i>3593</i>	<i>5017</i>	<i>2992</i>	<i>11101</i>	<i>2806</i>	<i>7170</i>	<i>3434</i>	<i>1449</i>	<i>2337</i>	<i>211</i>
B08C: . . . during the last 30 days?																
1. 0 occasions	99.4	99.1	99.8	99.4	99.5	99.5	99.3	99.3	99.5	99.6	99.0	100.0	100.0	99.8	97.5	86.4
2. 1-2	0.4	0.5	0.2	0.4	*	0.3	0.4	0.5	0.1	0.2	0.7	-	-	0.2	1.5	8.1
3. 3-5	0.1	0.2	*	0.1	0.2	0.1	0.1	0.1	0.2	0.1	0.1	-	-	-	0.3	3.5
4. 6-9	0.1	0.1	*	*	0.1	-	0.1	0.1	0.1	*	0.1	-	-	-	0.4	0.8
5. 10-19	*	*	*	*	*	-	*	*	*	*	*	-	-	-	0.1	0.3
6. 20-39	-	-	-	-	-	-	-	-	-	-	-	-	-	-	-	-
7. 40 or more	*	0.1	-	*	0.1	0.1	0.1	*	*	*	0.1	-	-	-	0.2	1.0
<i>Item 910 Subject A01c</i>	<i>N 14703</i>	<i>6614</i>	<i>7469</i>	<i>9602</i>	<i>1693</i>	<i>3104</i>	<i>3596</i>	<i>5013</i>	<i>2991</i>	<i>11101</i>	<i>2805</i>	<i>7170</i>	<i>3434</i>	<i>1447</i>	<i>2333</i>	<i>211</i>
In 2001 the question text was changed in half of the questionnaire forms. "Other psychedelics" was changed to "other hallucinogens" and "shrooms" was added to the list of examples. In 2002, the remaining forms were changed. Data presented here are based on responses to the changed question version.																
B09: On how many occasions (if any) have you used hallucinogens other than LSD (like mescaline, peyote, "shrooms" or psilocybin, PCP) . . .																

*=less than .05 percent.

MONITORING THE FUTURE

QUESTIONNAIRE FORM 1-6 2003	TOTAL	SEX		RACE		REGION				COLLEGE PLANS?		ILLICIT DRUG USE: LIFETIME				
		M	F	White	Black	NE	NC	S	W	Yes	No	None	Mari- juana Only	Few Pills	More Pills	Any Her- oin
<i>N (Weighted No. of Cases):</i>	15200	6736	7554	9722	1739	3210	3687	5212	3092	11229	2856	7207	3456	1459	2379	224
<i>% of Weighted Total:</i>	100.0	44.3	49.7	64.0	11.4	21.1	24.3	34.3	20.3	73.9	18.8	47.4	22.7	9.6	15.7	1.5
B09A: . . . in your lifetime?																
1. 0 occasions	91.0	88.5	93.6	89.5	98.7	88.6	92.0	92.3	90.1	92.5	87.0	100.0	100.0	85.2	59.4	26.9
2. 1-2	4.7	5.4	4.0	5.5	0.6	5.6	4.3	4.0	5.5	4.3	5.7	-	-	14.8	18.6	19.0
3. 3-5	2.1	2.9	1.2	2.5	0.2	2.9	2.0	1.5	2.2	1.5	3.6	-	-	-	11.7	13.0
4. 6-9	1.1	1.6	0.6	1.2	0.2	1.4	1.1	1.0	0.8	0.8	1.9	-	-	-	5.0	17.8
5. 10-19	0.6	0.9	0.3	0.6	0.1	0.7	0.4	0.6	0.8	0.4	1.0	-	-	-	2.8	10.3
6. 20-39	0.2	0.3	0.1	0.2	*	0.4	0.1	0.2	*	0.1	0.4	-	-	-	0.9	3.5
7. 40 or more	0.4	0.5	0.2	0.4	0.2	0.4	0.2	0.5	0.5	0.3	0.5	-	-	-	1.5	9.4
<i>Item 920 Subject A01a</i>	<i>N 14678</i>	<i>6617</i>	<i>7462</i>	<i>9604</i>	<i>1687</i>	<i>3091</i>	<i>3588</i>	<i>5008</i>	<i>2991</i>	<i>11095</i>	<i>2806</i>	<i>7163</i>	<i>3413</i>	<i>1447</i>	<i>2335</i>	<i>216</i>
B09B: . . . during the last 12 months?																
1. 0 occasions	94.6	92.8	96.6	93.6	99.2	92.7	95.3	95.7	94.0	95.5	92.7	100.0	100.0	94.0	74.3	52.7
2. 1-2	3.5	4.4	2.6	4.2	0.4	4.8	3.3	2.6	4.0	3.0	4.4	-	-	6.0	16.6	18.6
3. 3-5	1.1	1.6	0.5	1.3	0.1	1.7	1.0	0.9	0.9	0.9	1.6	-	-	-	5.5	14.3
4. 6-9	0.4	0.7	0.1	0.4	0.2	0.3	0.3	0.4	0.7	0.3	0.7	-	-	-	2.0	8.0
5. 10-19	0.2	0.2	0.1	0.2	-	0.3	0.1	0.1	0.2	0.1	0.3	-	-	-	0.8	2.3
6. 20-39	0.1	0.1	*	0.1	*	0.1	0.1	0.1	0.1	0.1	0.2	-	-	-	0.5	1.0
7. 40 or more	0.1	0.2	*	0.1	0.1	0.1	*	0.2	0.1	0.1	0.1	-	-	-	0.3	3.1
<i>Item 930 Subject A01b</i>	<i>N 14670</i>	<i>6615</i>	<i>7460</i>	<i>9598</i>	<i>1687</i>	<i>3092</i>	<i>3587</i>	<i>5003</i>	<i>2988</i>	<i>11090</i>	<i>2805</i>	<i>7168</i>	<i>3413</i>	<i>1446</i>	<i>2326</i>	<i>214</i>
B09C: . . . during the last 30 days?																
1. 0 occasions	98.5	97.8	99.3	98.3	99.6	98.0	99.1	98.6	98.1	98.8	97.8	100.0	100.0	99.1	93.0	79.8
2. 1-2	1.1	1.6	0.5	1.4	0.1	1.4	0.6	1.0	1.3	0.9	1.7	-	-	0.9	5.1	10.9
3. 3-5	0.2	0.3	0.1	0.2	0.2	0.2	0.2	0.2	0.4	0.2	0.3	-	-	-	1.2	4.1
4. 6-9	0.1	0.1	0.1	0.1	-	0.1	*	0.1	0.1	0.1	*	-	-	-	0.3	2.1
5. 10-19	*	0.1	*	*	*	0.1	*	*	0.1	*	0.1	-	-	-	0.1	2.4
6. 20-39	*	*	*	0.1	-	0.1	-	*	-	*	0.1	-	-	-	0.2	-
7. 40 or more	*	*	-	*	0.1	0.1	*	*	*	*	-	-	-	-	0.2	0.7
<i>Item 940 Subject A01c</i>	<i>N 14671</i>	<i>6615</i>	<i>7459</i>	<i>9600</i>	<i>1686</i>	<i>3097</i>	<i>3586</i>	<i>5000</i>	<i>2988</i>	<i>11091</i>	<i>2805</i>	<i>7167</i>	<i>3415</i>	<i>1446</i>	<i>2326</i>	<i>213</i>
B10: On how many occasions (if any) have you used cocaine (sometimes called "coke", "crack", "rock") . . .																
B10A: . . . in your lifetime?																
1. 0 occasions	92.3	91.1	93.8	91.6	98.2	92.4	92.9	92.7	91.0	93.6	89.2	100.0	100.0	87.8	66.8	15.5
2. 1-2	3.2	3.4	2.9	3.4	0.7	3.4	3.3	2.5	3.8	2.7	4.3	-	-	11.7	11.1	17.3
3. 3-5	1.5	1.9	1.1	1.8	0.2	1.0	1.5	1.6	1.9	1.2	2.5	-	-	0.5	8.1	13.0
4. 6-9	0.6	0.8	0.5	0.7	0.1	0.7	0.5	0.6	0.7	0.5	0.9	-	-	-	3.1	10.1
5. 10-19	0.8	0.9	0.6	0.9	0.1	0.9	0.5	0.8	0.8	0.7	0.9	-	-	-	3.9	10.4
6. 20-39	0.5	0.7	0.3	0.5	0.2	0.6	0.4	0.5	0.5	0.5	0.4	-	-	-	2.1	12.1
7. 40 or more	1.1	1.2	0.8	1.0	0.5	1.1	0.8	1.2	1.3	0.8	1.7	-	-	-	5.0	21.6
<i>Item 950 Subject A01a</i>	<i>N 14588</i>	<i>6617</i>	<i>7440</i>	<i>9592</i>	<i>1690</i>	<i>3063</i>	<i>3571</i>	<i>4988</i>	<i>2966</i>	<i>11089</i>	<i>2777</i>	<i>7130</i>	<i>3372</i>	<i>1433</i>	<i>2310</i>	<i>208</i>
B10B: . . . during the last 12 months?																
1. 0 occasions	95.2	94.1	96.3	94.6	98.7	94.8	96.1	95.3	94.2	95.8	94.0	100.0	100.0	94.8	77.8	43.3
2. 1-2	2.1	2.4	1.8	2.4	0.5	2.3	1.7	1.7	2.9	1.9	2.5	-	-	5.1	9.0	10.7
3. 3-5	0.9	1.2	0.6	1.0	*	0.9	0.8	1.0	0.9	0.8	1.2	-	-	0.1	4.7	10.4
4. 6-9	0.5	0.6	0.4	0.6	-	0.6	0.5	0.6	0.4	0.4	0.8	-	-	-	2.4	10.5
5. 10-19	0.5	0.7	0.3	0.7	0.2	0.6	0.4	0.5	0.6	0.5	0.6	-	-	-	2.6	8.7
6. 20-39	0.3	0.4	0.2	0.3	0.1	0.2	0.1	0.4	0.5	0.3	0.4	-	-	-	1.5	6.5
7. 40 or more	0.5	0.5	0.3	0.4	0.5	0.6	0.4	0.5	0.4	0.4	0.5	-	-	-	2.1	9.9
<i>Item 960 Subject A01b</i>	<i>N 14585</i>	<i>6618</i>	<i>7438</i>	<i>9591</i>	<i>1690</i>	<i>3069</i>	<i>3569</i>	<i>4984</i>	<i>2963</i>	<i>11091</i>	<i>2779</i>	<i>7130</i>	<i>3378</i>	<i>1430</i>	<i>2302</i>	<i>210</i>
B10C: . . . during the last 30 days?																
1. 0 occasions	98.0	97.4	98.6	97.9	99.1	98.0	98.6	97.6	97.7	98.3	97.3	100.0	100.0	99.2	90.7	65.5
2. 1-2	1.0	1.4	0.6	1.1	0.2	1.2	0.6	1.2	0.9	0.8	1.2	-	-	0.8	5.0	8.3
3. 3-5	0.4	0.5	0.3	0.5	0.1	0.2	0.3	0.5	0.6	0.3	0.8	-	-	-	1.7	10.9
4. 6-9	0.2	0.2	0.2	0.2	0.1	0.2	0.2	0.3	0.2	0.2	0.4	-	-	-	1.1	5.0
5. 10-19	0.2	0.2	0.1	0.2	*	0.1	0.1	0.2	0.3	0.1	0.3	-	-	-	0.7	4.4
6. 20-39	0.1	0.2	0.1	*	0.4	0.1	0.1	0.1	0.2	0.1	*	-	-	-	0.6	2.1
7. 40 or more	0.1	0.1	*	0.1	0.1	0.1	*	0.1	0.1	0.1	0.1	-	-	-	0.3	3.9
<i>Item 970 Subject A01c</i>	<i>N 14580</i>	<i>6612</i>	<i>7438</i>	<i>9589</i>	<i>1690</i>	<i>3068</i>	<i>3567</i>	<i>4984</i>	<i>2962</i>	<i>11091</i>	<i>2776</i>	<i>7131</i>	<i>3376</i>	<i>1430</i>	<i>2300</i>	<i>209</i>
(Data is combined from Forms 1-6, question number and section may vary.) On how many occasions (if any) have you used "crack" (cocaine in chunk or rock form) . . .																

DESCRIPTIVE RESULTS: 2003

33

QUESTIONNAIRE FORM 1-6 2003	TOTAL	SEX		RACE		REGION				COLLEGE PLANS?		ILLICIT DRUG USE: LIFETIME				
		M	F	White	Black	NE	NC	S	W	Yes	No	None	Mari- juana Only	Few Pills	More Pills	Any Her- oin
<i>N (Weighted No. of Cases):</i>	15200	6736	7554	9722	1739	3210	3687	5212	3092	11229	2856	7207	3456	1459	2379	224
<i>% of Weighted Total:</i>	100.0	44.3	49.7	64.0	11.4	21.1	24.3	34.3	20.3	73.9	18.8	47.4	22.7	9.6	15.7	1.5
B10D: . . . in your lifetime?																
1. 0 occasions	96.5	96.5	96.7	96.4	98.5	96.7	96.6	96.8	95.4	97.1	94.9	100.0	100.0	95.9	85.7	42.8
2. 1-2	1.7	1.7	1.7	1.9	0.3	1.6	1.9	1.5	2.1	1.5	2.2	-	-	3.9	6.7	19.5
3. 3-5	0.6	0.6	0.6	0.6	0.2	0.5	0.5	0.5	0.8	0.4	1.0	-	-	-	2.4	13.8
4. 6-9	0.3	0.4	0.2	0.3	0.1	0.3	0.1	0.2	0.5	0.2	0.5	-	-	0.1	1.1	5.5
5. 10-19	0.3	0.2	0.3	0.3	-	0.2	0.3	0.3	0.3	0.2	0.6	-	-	-	1.4	5.5
6. 20-39	0.2	0.2	0.2	0.2	0.1	0.2	0.1	0.2	0.3	0.2	0.1	-	-	-	1.0	2.9
7. 40 or more	0.5	0.5	0.4	0.3	0.8	0.4	0.4	0.5	0.6	0.3	0.7	-	-	*	1.8	10.1
<i>Item 22260 Subject A01a</i>	<i>N 14112</i>	<i>6336</i>	<i>7274</i>	<i>9395</i>	<i>1604</i>	<i>2949</i>	<i>3443</i>	<i>4862</i>	<i>2858</i>	<i>10801</i>	<i>2681</i>	<i>6902</i>	<i>3242</i>	<i>1374</i>	<i>2243</i>	<i>204</i>
B10E: . . . during the last 12 months?																
1. 0 occasions	97.9	97.8	98.2	97.9	98.6	98.0	98.2	98.0	97.1	98.2	97.3	100.0	100.0	97.9	91.6	60.2
2. 1-2	1.1	1.1	1.0	1.1	0.4	1.0	1.2	0.9	1.3	0.9	1.4	-	-	1.9	4.1	18.0
3. 3-5	0.2	0.2	0.3	0.3	-	0.2	0.1	0.3	0.3	0.2	0.3	-	-	-	1.2	4.0
4. 6-9	0.2	0.4	0.1	0.2	0.1	0.2	0.1	0.1	0.6	0.2	0.4	-	-	0.1	1.0	3.4
5. 10-19	0.2	0.2	0.2	0.2	0.1	0.2	0.1	0.2	0.2	0.2	0.2	-	-	-	0.8	5.4
6. 20-39	0.1	0.1	0.1	0.1	0.2	0.1	0.1	0.1	0.2	0.1	0.1	-	-	-	0.5	2.7
7. 40 or more	0.3	0.3	0.1	0.2	0.6	0.3	0.2	0.2	0.3	0.2	0.3	-	-	*	0.7	6.5
<i>Item 22270 Subject A01b</i>	<i>N 14109</i>	<i>6334</i>	<i>7272</i>	<i>9389</i>	<i>1605</i>	<i>2954</i>	<i>3441</i>	<i>4859</i>	<i>2856</i>	<i>10804</i>	<i>2678</i>	<i>6902</i>	<i>3244</i>	<i>1375</i>	<i>2241</i>	<i>200</i>
B10F: . . . during the last 30 days?																
1. 0 occasions	99.1	99.0	99.3	99.2	98.9	99.2	99.5	99.0	98.8	99.3	99.0	100.0	100.0	99.5	96.7	79.1
2. 1-2	0.4	0.5	0.3	0.4	0.2	0.3	0.2	0.6	0.6	0.3	0.5	-	-	0.3	1.8	7.9
3. 3-5	0.1	0.1	0.2	0.2	0.2	0.2	0.1	0.1	0.2	0.1	0.2	-	-	-	0.5	4.7
4. 6-9	0.1	0.1	0.1	0.1	-	0.1	0.1	0.1	0.1	0.1	0.1	-	-	0.1	0.3	2.4
5. 10-19	0.1	0.1	0.1	*	0.3	*	0.1	0.1	0.1	0.1	0.1	-	-	-	0.3	1.8
6. 20-39	*	*	*	*	0.1	*	*	*	*	*	*	-	-	*	0.2	0.5
7. 40 or more	0.1	0.1	*	0.1	0.3	0.1	*	0.1	0.1	0.1	0.1	-	-	-	0.1	3.6
<i>Item 22280 Subject A01c</i>	<i>N 14104</i>	<i>6329</i>	<i>7272</i>	<i>9384</i>	<i>1604</i>	<i>2954</i>	<i>3439</i>	<i>4858</i>	<i>2852</i>	<i>10802</i>	<i>2675</i>	<i>6903</i>	<i>3244</i>	<i>1375</i>	<i>2235</i>	<i>200</i>
(FORMS 1, 3, 4, AND 6 ONLY) On how many occasions (if any) have you used cocaine in any other form . . .																
B10G: . . . in your lifetime?																
1. 0 occasions	93.3	91.7	95.1	92.6	98.5	92.4	94.2	93.7	92.4	94.3	90.8	100.0	100.0	90.5	70.5	21.3
2. 1-2	3.1	3.6	2.6	3.4	0.5	3.5	3.1	2.5	3.5	2.6	4.1	-	-	9.5	11.7	17.7
3. 3-5	0.9	1.2	0.6	1.1	0.1	0.5	0.7	1.1	1.4	0.7	1.6	-	-	-	5.1	8.5
4. 6-9	0.7	0.9	0.4	0.7	0.3	0.9	0.5	0.7	0.7	0.5	1.0	-	-	-	3.3	10.3
5. 10-19	0.6	0.8	0.5	0.8	0.2	0.8	0.4	0.6	0.7	0.6	0.7	-	-	-	3.3	7.4
6. 20-39	0.6	0.7	0.3	0.7	0.1	0.6	0.6	0.6	0.3	0.5	0.8	-	-	-	2.3	14.0
7. 40 or more	0.9	1.1	0.6	0.8	0.4	1.2	0.5	0.9	1.0	0.8	1.0	-	-	-	3.9	20.8
<i>Item 22320 Subject A01a</i>	<i>N 9694</i>	<i>4331</i>	<i>4960</i>	<i>6383</i>	<i>1126</i>	<i>2026</i>	<i>2372</i>	<i>3321</i>	<i>1976</i>	<i>7335</i>	<i>1858</i>	<i>4725</i>	<i>2210</i>	<i>968</i>	<i>1559</i>	<i>128</i>
B10H: . . . during the last 12 months?																
1. 0 occasions	95.8	94.6	97.1	95.3	98.8	94.7	96.8	95.9	95.3	96.2	95.2	100.0	100.0	96.3	80.3	46.5
2. 1-2	1.9	2.2	1.5	2.2	0.3	2.7	1.7	1.4	2.1	1.8	1.8	-	-	3.7	8.4	12.2
3. 3-5	0.6	1.0	0.3	0.7	-	0.6	0.4	0.8	0.6	0.5	1.1	-	-	-	3.3	8.2
4. 6-9	0.6	0.7	0.3	0.6	0.4	0.5	0.3	0.6	0.9	0.5	0.9	-	-	-	2.6	12.9
5. 10-19	0.5	0.7	0.3	0.6	0.1	0.5	0.4	0.5	0.5	0.4	0.5	-	-	-	2.2	7.8
6. 20-39	0.3	0.4	0.3	0.3	0.3	0.3	0.2	0.4	0.5	0.3	0.4	-	-	-	1.7	5.6
7. 40 or more	0.3	0.4	0.2	0.3	0.1	0.6	0.2	0.3	0.2	0.3	0.2	-	-	-	1.4	6.8
<i>Item 22330 Subject A01b</i>	<i>N 9695</i>	<i>4331</i>	<i>4961</i>	<i>6384</i>	<i>1126</i>	<i>2029</i>	<i>2373</i>	<i>3321</i>	<i>1973</i>	<i>7333</i>	<i>1860</i>	<i>4725</i>	<i>2213</i>	<i>965</i>	<i>1557</i>	<i>130</i>
B10I: . . . during the last 30 days?																
1. 0 occasions	98.2	97.6	98.9	98.2	99.0	97.9	98.6	98.1	98.3	98.6	97.7	100.0	100.0	99.4	91.8	69.9
2. 1-2	0.9	1.3	0.6	1.1	0.4	1.2	0.7	0.9	0.8	0.7	1.3	-	-	0.6	4.6	9.2
3. 3-5	0.3	0.4	0.2	0.3	0.2	0.1	0.3	0.3	0.5	0.2	0.3	-	-	-	1.2	9.2
4. 6-9	0.3	0.3	0.2	0.2	0.1	0.2	0.3	0.5	0.1	0.2	0.4	-	-	-	1.3	5.3
5. 10-19	0.1	0.2	0.1	0.1	0.3	0.1	0.1	0.2	0.1	0.1	0.2	-	-	-	0.5	2.9
6. 20-39	0.1	0.1	0.1	0.1	-	0.2	0.1	-	0.1	0.1	-	-	-	-	0.5	1.2
7. 40 or more	0.1	0.1	-	*	-	0.2	-	*	*	*	0.1	-	-	-	0.1	2.3
<i>Item 22340 Subject A01c</i>	<i>N 9694</i>	<i>4332</i>	<i>4961</i>	<i>6381</i>	<i>1126</i>	<i>2027</i>	<i>2375</i>	<i>3320</i>	<i>1973</i>	<i>7332</i>	<i>1859</i>	<i>4726</i>	<i>2212</i>	<i>965</i>	<i>1558</i>	<i>129</i>

*=less than .05 percent.

MONITORING THE FUTURE

QUESTIONNAIRE FORM 1-6 2003	TOTAL	SEX		RACE		REGION				COLLEGE PLANS?		ILLICIT DRUG USE: LIFETIME				
		M	F	White	Black	NE	NC	S	W	Yes	No	None	Mari- juana Only	Few Pills	More Pills	Any Her- oin
<i>N (Weighted No. of Cases):</i> <i>% of Weighted Total:</i>	15200 100.0	6736 44.3	7554 49.7	9722 64.0	1739 11.4	3210 21.1	3687 24.3	5212 34.3	3092 20.3	11229 73.9	2856 18.8	7207 47.4	3456 22.7	1459 9.6	2379 15.7	224 1.5
<p>B11: Amphetamines have been prescribed by doctors to help people lose weight or to give people more energy. They are sometimes called uppers, ups, speed, bennies, dexies, pep pills, and diet pills. Drugstores are not supposed to sell them without a prescription from a doctor. Amphetamines do NOT include any non-prescription drugs, such as over-the-counter diet pills (like Dexatrim) or stay-awake pills (like No-Doz), or any mail-order drugs.</p> <p>On how many occasions (if any) have you taken amphetamines on your own—that is, without a doctor telling you to take them . . .</p> <p>B11A: . . . in your lifetime?</p> <p>1. 0 occasions 2. 1-2 3. 3-5 4. 6-9 5. 10-19 6. 20-39 7. 40 or more</p> <p><i>Item 980 Subject A01a</i></p> <p>B11B: . . . during the last 12 months?</p> <p>1. 0 occasions 2. 1-2 3. 3-5 4. 6-9 5. 10-19 6. 20-39 7. 40 or more</p> <p><i>Item 990 Subject A01b</i></p> <p>B11C: . . . during the last 30 days?</p> <p>1. 0 occasions 2. 1-2 3. 3-5 4. 6-9 5. 10-19 6. 20-39 7. 40 or more</p> <p><i>Item 1000 Subject A01c</i></p> <p>(FORMS 4 AND 6 ONLY) On how many occasions (if any) have you used methamphetamine (meth, speed, crank, crystal meth) by any method . . .</p> <p>B11D: . . . in your lifetime?</p> <p>1. 0 occasions 2. 1-2 3. 3-5 4. 6-9 5. 10-19 6. 20-39 7. 40 or more</p> <p><i>Item 30800 Subject A01a</i></p> <p>B11E: . . . during the last 12 months?</p> <p>1. 0 occasions 2. 1-2 3. 3-5 4. 6-9 5. 10-19 6. 20-39 7. 40 or more</p> <p><i>Item 30810 Subject A01b</i></p>																
	85.6	85.9	85.7	83.4	95.4	86.7	84.8	85.7	85.3	87.5	79.5	100.0	100.0	66.3	37.1	26.0
	5.1	4.7	5.4	5.8	2.4	4.6	5.4	4.9	5.4	4.8	6.1	-	-	33.7	10.6	5.2
	2.6	2.7	2.6	3.0	0.8	2.8	2.7	2.5	2.7	2.3	3.8	-	-	-	15.5	10.9
	1.6	1.7	1.5	1.9	0.3	1.7	1.3	1.6	2.1	1.4	2.2	-	-	-	9.5	8.4
	1.7	1.6	1.8	2.1	0.5	1.8	2.2	1.7	1.2	1.3	3.2	-	-	-	10.0	10.1
	1.3	1.3	1.1	1.5	0.3	0.9	1.5	1.4	1.2	0.9	2.5	-	-	-	6.8	13.2
	2.1	2.2	1.8	2.2	0.3	1.6	2.1	2.3	2.2	1.8	2.7	-	-	-	10.5	26.0
	N 14622	6608	7437	9595	1687	3068	3586	4991	2977	11076	2793	7128	3393	1435	2333	211
	90.2	90.2	90.5	88.5	97.2	90.3	89.7	90.3	90.3	91.6	85.6	100.0	100.0	86.2	51.9	41.1
	3.9	3.7	4.1	4.6	1.3	4.1	4.2	3.7	3.7	3.5	4.9	-	-	13.8	15.1	10.4
	2.0	2.3	1.7	2.4	0.6	1.7	2.0	2.2	1.9	1.5	3.6	-	-	-	11.2	14.6
	1.3	1.3	1.3	1.6	0.6	1.6	1.8	0.9	1.3	1.0	2.6	-	-	-	7.3	11.7
	1.1	1.0	1.2	1.4	0.1	1.1	0.7	1.3	1.4	1.0	1.3	-	-	-	6.6	6.2
	0.7	0.7	0.7	0.7	0.2	0.5	0.9	0.8	0.8	0.6	1.2	-	-	-	4.0	6.4
	0.8	0.9	0.6	0.9	0.1	0.7	0.7	0.9	0.6	0.7	0.8	-	-	-	3.9	9.7
	N 14624	6609	7435	9596	1686	3072	3586	4992	2973	11080	2790	7129	3396	1438	2325	211
	95.1	95.3	95.2	94.4	98.3	95.2	95.1	95.0	94.9	95.8	92.7	100.0	100.0	96.8	74.1	63.7
	2.5	2.3	2.6	2.9	1.1	2.8	2.6	2.2	2.5	2.1	3.8	-	-	3.2	12.7	10.1
	0.9	1.1	0.6	1.1	0.3	0.9	0.8	1.0	1.1	0.7	1.7	-	-	-	4.9	11.2
	0.6	0.5	0.6	0.6	0.1	0.3	0.6	0.7	0.6	0.5	0.6	-	-	-	3.1	6.3
	0.5	0.4	0.5	0.5	0.1	0.3	0.3	0.8	0.3	0.4	0.7	-	-	-	2.8	2.5
	0.3	0.2	0.3	0.3	0.2	0.2	0.4	0.3	0.3	0.3	0.3	-	-	-	1.5	3.5
	0.2	0.2	0.1	0.1	-	0.2	0.1	0.1	0.2	0.1	0.2	-	-	-	0.8	2.8
	N 14615	6605	7434	9592	1686	3068	3588	4989	2971	11079	2786	7129	3395	1435	2320	212
	93.8	92.6	94.7	93.2	97.3	96.1	92.6	94.2	92.1	95.4	88.2	100.0	100.0	93.0	74.5	21.4
	2.5	3.0	2.1	2.8	0.5	1.4	3.0	2.3	3.4	1.9	5.0	-	-	7.0	9.7	11.2
	1.2	1.5	1.0	1.6	1.0	0.9	1.4	1.2	1.5	0.8	3.0	-	-	-	5.3	23.3
	0.7	1.0	0.5	0.8	0.1	0.4	1.5	0.3	0.8	0.6	0.9	-	-	-	3.7	6.0
	0.4	0.5	0.2	0.3	-	0.2	0.4	0.3	0.5	0.2	0.7	-	-	-	1.4	8.7
	0.5	0.7	0.4	0.5	0.5	0.9	0.3	0.6	0.3	0.4	0.6	-	-	-	1.5	18.2
	0.9	0.7	1.1	0.7	0.5	0.1	0.8	1.0	1.5	0.7	1.5	-	-	-	4.1	11.3
	N 4890	2250	2485	3232	587	1024	1215	1662	989	3725	975	2379	1060	502	829	72
	96.8	96.4	97.1	96.7	97.7	98.2	95.8	97.2	96.0	97.6	94.2	100.0	100.0	97.8	86.5	56.8
	1.1	1.2	1.0	1.3	0.1	0.5	1.4	1.0	1.7	0.9	2.0	-	-	2.2	3.8	15.8
	0.6	0.8	0.5	0.6	1.2	0.8	0.8	0.4	0.6	0.4	1.5	-	-	-	3.0	7.5
	0.5	0.7	0.4	0.6	0.3	0.1	1.1	0.3	0.6	0.4	0.7	-	-	-	2.8	4.3
	0.4	0.4	0.4	0.5	0.5	0.3	0.6	0.5	0.2	0.2	1.2	-	-	-	1.9	6.6
	0.2	0.2	0.3	0.2	0.3	0.1	0.1	0.3	0.3	0.2	0.2	-	-	-	0.9	3.9
	0.2	0.3	0.2	0.2	-	-	0.1	0.3	0.6	0.2	0.2	-	-	-	1.0	5.1
	N 4836	2219	2462	3200	580	1015	1205	1642	974	3678	969	2345	1048	499	823	74

QUESTIONNAIRE FORM 1-6 2003	TOTAL	SEX		RACE		REGION				COLLEGE PLANS?		ILLICIT DRUG USE: LIFETIME				
		M	F	White	Black	NE	NC	S	W	Yes	No	None	Mari- juana Only	Few Pills	More Pills	Any Her- oin
<i>N (Weighted No. of Cases):</i>	15200	6736	7554	9722	1739	3210	3687	5212	3092	11229	2856	7207	3456	1459	2379	224
<i>% of Weighted Total:</i>	100.0	44.3	49.7	64.0	11.4	21.1	24.3	34.3	20.3	73.9	18.8	47.4	22.7	9.6	15.7	1.5
B11F: . . . during the last 30 days?																
1. 0 occasions	98.3	98.2	98.3	98.4	97.7	99.4	97.7	98.2	98.1	98.8	97.0	100.0	100.0	99.7	93.0	66.9
2. 1-2	0.9	0.8	0.9	0.8	1.4	0.2	1.4	0.9	0.8	0.6	1.6	-	-	0.3	3.5	15.7
3. 3-5	0.3	0.5	0.1	0.2	0.6	0.2	0.1	0.4	0.2	0.3	0.2	-	-	-	1.0	5.6
4. 6-9	0.3	0.2	0.3	0.2	-	-	0.6	0.2	0.2	0.1	0.9	-	-	-	1.1	4.8
5. 10-19	0.1	0.1	0.1	0.2	-	0.2	0.1	0.1	0.1	0.1	0.2	-	-	-	0.2	5.4
6. 20-39	0.1	0.1	0.2	0.1	0.3	-	-	0.1	0.5	0.1	0.2	-	-	-	0.8	-
7. 40 or more	0.1	0.1	0.1	0.1	-	-	0.1	0.1	0.2	0.1	-	-	-	-	0.4	1.7
<i>Item 30820 Subject A01c</i>	<i>N</i> 4837	2221	2461	3199	580	1016	1205	1643	973	3680	969	2346	1050	499	823	73
(FORMS 2 AND 5 ONLY) On how many occasions (if any) have you smoked (or inhaled the fumes of) crystal meth ("ice") . . .																
B11G: . . . in your lifetime?																
1. 0 occasions	96.2	95.7	96.5	96.0	97.8	97.5	96.9	95.9	94.4	97.0	93.4	100.0	100.0	94.2	85.0	44.1
2. 1-2	2.0	1.9	2.1	2.2	0.7	1.4	1.8	2.2	2.4	1.4	3.5	-	-	5.8	7.4	18.0
3. 3-5	0.7	0.9	0.5	0.6	0.7	0.7	0.6	0.3	1.5	0.6	1.2	-	-	-	2.8	15.6
4. 6-9	0.3	0.4	0.2	0.2	0.6	0.1	0.2	0.4	0.4	0.3	0.2	-	-	-	1.2	5.5
5. 10-19	0.3	0.3	0.2	0.3	-	-	-	0.5	0.4	0.2	0.6	-	-	-	1.3	2.8
6. 20-39	0.1	0.1	*	0.1	-	0.1	0.2	*	0.1	0.1	0.1	-	-	-	0.3	2.7
7. 40 or more	0.5	0.5	0.5	0.6	0.2	0.3	0.4	0.6	0.8	0.4	1.0	-	-	-	2.0	11.4
<i>Item 24380 Subject A01a</i>	<i>N</i> 4926	2306	2504	3233	572	1045	1208	1669	1003	3780	929	2407	1167	468	756	88
B11H: . . . during the last 12 months?																
1. 0 occasions	98.0	97.5	98.5	98.0	99.3	98.7	99.0	97.8	96.6	98.2	97.4	100.0	100.0	99.1	91.5	66.5
2. 1-2	1.0	1.0	1.0	0.9	0.6	1.1	0.5	1.0	1.6	0.9	1.2	-	-	0.9	4.1	15.6
3. 3-5	0.3	0.6	0.1	0.3	0.2	0.1	0.1	0.4	0.7	0.3	0.5	-	-	-	1.7	3.2
4. 6-9	0.2	0.4	0.1	0.2	-	-	0.2	0.2	0.6	0.2	0.3	-	-	-	0.8	6.3
5. 10-19	0.1	0.1	0.2	0.2	-	*	0.1	0.2	0.1	0.2	0.1	-	-	-	0.7	1.3
6. 20-39	0.1	0.1	0.1	0.1	-	-	0.1	0.1	0.1	0.1	-	-	-	-	0.3	1.4
7. 40 or more	0.2	0.4	0.1	0.3	-	0.1	0.1	0.4	0.3	0.2	0.5	-	-	-	0.9	5.6
<i>Item 24390 Subject A01b</i>	<i>N</i> 4919	2303	2501	3230	572	1046	1206	1665	1001	3779	927	2407	1167	466	750	88
B11I: . . . during the last 30 days?																
1. 0 occasions	99.2	98.9	99.6	99.2	99.4	99.5	99.6	99.0	98.9	99.3	98.9	100.0	100.0	99.9	96.9	85.4
2. 1-2	0.4	0.7	0.1	0.3	0.6	0.5	0.1	0.5	0.3	0.4	0.4	-	-	0.1	1.6	6.1
3. 3-5	0.2	0.1	0.2	0.2	-	*	0.1	0.1	0.5	0.1	0.3	-	-	-	0.7	2.7
4. 6-9	0.1	0.1	0.1	0.1	-	-	0.2	0.1	0.1	0.1	-	-	-	-	0.2	2.6
5. 10-19	0.1	0.1	*	0.1	-	-	0.1	0.1	-	*	0.2	-	-	-	0.2	1.7
6. 20-39	0.1	0.1	*	0.1	-	-	-	0.2	0.1	0.1	0.2	-	-	-	0.4	1.4
7. 40 or more	-	-	-	-	-	-	-	-	-	-	-	-	-	-	-	-
<i>Item 24400 Subject A01c</i>	<i>N</i> 4921	2303	2503	3232	572	1046	1206	1666	1003	3779	929	2407	1167	466	752	88
The next questions are about QUAALUDES (Methaqualone).																
Quaaludes are sometimes called: soapers, quads, ludes.																
B12: (FORM 1 ONLY) On how many occasions (if any) have you taken quaaludes on your own—that is, without a doctor telling you to take them . . .																
B12A: . . . use in your lifetime?																
1. 0 occasions	99.0	98.6	99.6	99.0	100.0	99.0	99.4	98.3	99.5	99.5	97.8	100.0	100.0	99.3	95.2	70.2
2. 1-2	0.5	0.7	0.2	0.6	-	0.6	0.2	0.8	0.1	0.2	1.5	-	-	0.7	2.6	4.5
3. 3-5	0.3	0.4	*	0.3	-	-	0.3	0.7	-	0.1	0.5	-	-	-	1.6	9.6
4. 6-9	*	-	-	-	-	-	-	-	0.1	-	-	-	-	-	0.1	-
5. 10-19	*	-	-	-	-	-	-	-	0.1	-	-	-	-	-	-	2.5
6. 20-39	*	-	0.1	0.1	-	-	0.2	-	-	-	0.2	-	-	-	0.3	-
7. 40 or more	0.2	0.3	*	0.1	-	0.4	-	0.1	0.2	0.2	-	-	-	-	0.3	13.2
<i>Item 1010 Subject A01a</i>	<i>N</i> 2366	1007	1240	1565	258	489	572	812	493	1750	416	1167	580	227	339	23

MONITORING THE FUTURE

QUESTIONNAIRE FORM 1-6 2003	TOTAL	SEX		RACE		REGION				COLLEGE PLANS?		ILLICIT DRUG USE: LIFETIME					
		M	F	White	Black	NE	NC	S	W	Yes	No	None	Mari- juana Only	Few Pills	More Pills	Any Her- oin	
<i>N (Weighted No. of Cases):</i>	15200	6736	7554	9722	1739	3210	3687	5212	3092	11229	2856	7207	3456	1459	2379	224	
<i>% of Weighted Total:</i>	100.0	44.3	49.7	64.0	11.4	21.1	24.3	34.3	20.3	73.9	18.8	47.4	22.7	9.6	15.7	1.5	
B12B: . . . during the last 12 months?																	
1. 0 occasions	99.4	99.3	99.8	99.5	100.0	99.3	99.6	98.9	99.8	99.8	98.8	100.0	100.0	99.7	97.4	77.2	
2. 1-2	0.3	0.4	0.1	0.3	-	0.3	-	0.7	-	0.1	0.8	-	-	0.3	1.6	4.3	
3. 3-5	0.2	0.2	-	0.1	-	-	0.2	0.4	0.1	0.1	0.1	-	-	-	0.7	8.9	
4. 6-9	*	-	0.1	0.1	-	-	0.2	-	-	-	0.2	-	-	-	0.3	-	
5. 10-19	*	-	*	*	-	-	-	-	0.1	*	-	-	-	-	-	1.0	
6. 20-39	*	-	-	-	-	0.1	-	-	-	-	-	-	-	-	-	2.2	
7. 40 or more	0.1	0.1	-	-	-	0.3	-	-	-	0.1	-	-	-	-	-	6.4	
<i>Item 1020 Subject A01b</i>	<i>N</i>	2367	1007	1241	1566	258	489	572	813	493	1750	417	1167	580	227	339	24
B12C: . . . during the last 30 days?																	
1. 0 occasions	99.6	99.5	100.0	99.8	100.0	99.4	99.8	99.4	99.9	99.9	99.1	100.0	100.0	100.0	98.6	83.8	
2. 1-2	0.3	0.5	*	0.2	-	0.5	-	0.6	0.1	0.1	0.9	-	-	-	1.1	14.0	
3. 3-5	*	-	-	-	-	-	0.2	-	-	-	-	-	-	-	0.3	-	
4. 6-9	*	-	-	-	-	0.1	-	-	-	-	-	-	-	-	-	2.2	
5. 10-19	-	-	-	-	-	-	-	-	-	-	-	-	-	-	-	-	
6. 20-39	-	-	-	-	-	-	-	-	-	-	-	-	-	-	-	-	
7. 40 or more	-	-	-	-	-	-	-	-	-	-	-	-	-	-	-	-	
<i>Item 1030 Subject A01c</i>	<i>N</i>	2367	1007	1241	1566	258	489	572	813	493	1750	417	1167	580	227	339	24
B13: Barbiturates are sometimes prescribed by doctors to help people relax or get to sleep. They are sometimes called downs, downers, goofballs, yellows, reds, blues, rainbows. On how many occasions (if any) have you taken barbiturates on your own—that is, without a doctor telling you to take them . . .																	
B13A: . . . in your lifetime?																	
1. 0 occasions	91.2	90.2	92.1	89.8	96.9	92.4	93.0	89.4	90.7	92.3	86.9	100.0	100.0	85.0	59.7	34.8	
2. 1-2	3.3	3.5	3.1	3.7	1.2	3.3	2.6	3.4	3.8	2.9	4.6	-	-	15.0	10.0	13.4	
3. 3-5	1.7	1.7	1.6	1.9	0.9	1.5	1.1	2.0	1.9	1.4	2.5	-	-	-	9.9	6.9	
4. 6-9	0.9	0.9	1.0	1.1	0.2	0.7	0.7	1.4	0.7	1.0	0.9	-	-	-	5.4	6.6	
5. 10-19	1.1	1.3	0.9	1.4	0.2	0.9	1.1	1.3	1.0	0.9	1.8	-	-	-	5.9	10.0	
6. 20-39	0.7	0.7	0.6	0.7	0.2	0.3	0.6	0.8	0.9	0.5	1.3	-	-	-	3.4	7.4	
7. 40 or more	1.2	1.7	0.7	1.3	0.3	0.9	0.9	1.7	1.1	1.0	2.1	-	-	-	5.7	20.9	
<i>Item 1040 Subject A01a</i>	<i>N</i>	14645	6635	7472	9628	1699	3075	3588	5010	2972	11109	2802	7127	3394	1450	2308	222
B13B: . . . during the last 12 months?																	
1. 0 occasions	94.0	93.3	94.6	92.9	97.8	95.2	94.9	92.9	93.5	94.9	90.4	100.0	100.0	93.1	70.8	49.7	
2. 1-2	2.5	2.4	2.6	2.9	1.2	2.2	2.0	2.7	2.9	2.2	3.4	-	-	6.9	10.5	9.0	
3. 3-5	1.4	1.7	1.1	1.7	0.3	1.1	1.2	1.6	1.4	1.0	2.7	-	-	-	7.1	15.8	
4. 6-9	0.7	0.8	0.7	0.8	0.3	0.4	0.7	1.0	0.6	0.7	1.0	-	-	-	3.9	7.7	
5. 10-19	0.7	0.8	0.6	0.8	0.3	0.6	0.5	0.7	0.9	0.6	1.0	-	-	-	3.8	6.7	
6. 20-39	0.4	0.5	0.2	0.4	0.2	0.1	0.3	0.6	0.5	0.3	0.7	-	-	-	1.9	5.8	
7. 40 or more	0.4	0.5	0.3	0.5	-	0.4	0.4	0.5	0.2	0.3	0.8	-	-	-	2.0	5.4	
<i>Item 1050 Subject A01b</i>	<i>N</i>	14633	6632	7466	9619	1698	3074	3584	5005	2970	11106	2800	7127	3394	1447	2299	219
B13C: . . . during the last 30 days?																	
1. 0 occasions	97.1	96.8	97.5	96.8	99.0	97.6	97.5	96.5	97.2	97.7	95.1	100.0	100.0	98.1	85.9	69.1	
2. 1-2	1.5	1.6	1.3	1.7	0.5	1.2	1.5	1.6	1.5	1.3	2.4	-	-	1.9	7.1	12.8	
3. 3-5	0.5	0.7	0.5	0.6	0.3	0.7	0.2	0.7	0.6	0.4	1.0	-	-	-	2.8	6.1	
4. 6-9	0.4	0.4	0.4	0.5	0.1	0.2	0.4	0.6	0.4	0.4	0.5	-	-	-	2.0	7.6	
5. 10-19	0.2	0.3	0.1	0.2	0.1	0.1	0.2	0.3	0.2	0.2	0.2	-	-	-	1.0	3.2	
6. 20-39	0.1	0.1	0.1	0.1	-	0.1	0.1	0.2	0.1	*	0.5	-	-	-	0.8	0.3	
7. 40 or more	0.1	0.1	0.1	0.1	-	0.1	0.1	0.1	*	*	0.2	-	-	-	0.4	0.9	
<i>Item 1060 Subject A01c</i>	<i>N</i>	14629	6631	7465	9614	1699	3073	3587	5003	2966	11106	2797	7128	3394	1445	2296	220
In 2001 the question text was changed in half of the questionnaire forms. In the list of examples Miltown was replaced with Xanax. In 2002, the remaining forms were changed. Data presented here are based on responses to the changed question version.																	

* = less than .05 percent.

DESCRIPTIVE RESULTS: 2003

37

QUESTIONNAIRE FORM 1-6 2003	TOTAL	SEX		RACE		REGION				COLLEGE PLANS?		ILLICIT DRUG USE: LIFETIME				
		M	F	White	Black	NE	NC	S	W	Yes	No	None	Mari- juana Only	Few Pills	More Pills	Any Her- oin
<i>N (Weighted No. of Cases):</i>	15200	6736	7554	9722	1739	3210	3687	5212	3092	11229	2856	7207	3456	1459	2379	224
<i>% of Weighted Total:</i>	100.0	44.3	49.7	64.0	11.4	21.1	24.3	34.3	20.3	73.9	18.8	47.4	22.7	9.6	15.7	1.5
<p>B14: Tranquilizers are sometimes prescribed by doctors to calm people down, quiet their nerves, or relax their muscles. Librium, Valium, and Xanax are all tranquilizers. On how many occasions (if any) have you taken tranquilizers on your own—that is, without a doctor telling you to take them . . .</p> <p>B14A: . . . in your lifetime?</p> <p>1. 0 occasions</p> <p>2. 1-2</p> <p>3. 3-5</p> <p>4. 6-9</p> <p>5. 10-19</p> <p>6. 20-39</p> <p>7. 40 or more</p> <p><i>Item 1070 Subject A01a</i></p>																
	89.8	89.7	90.3	87.9	97.8	91.6	91.1	87.7	89.9	90.9	86.2	100.0	100.0	80.4	54.1	34.1
	4.2	3.8	4.4	4.8	1.1	4.0	4.2	4.2	4.5	4.0	4.7	-	-	19.6	13.3	10.3
	2.0	2.0	2.0	2.4	0.3	1.7	1.3	2.3	2.6	1.7	2.9	-	-	-	11.6	10.4
	1.1	1.1	1.0	1.4	0.2	0.7	1.1	1.3	0.8	1.0	1.4	-	-	-	6.0	7.3
	1.2	1.2	1.1	1.4	0.3	0.9	0.9	1.6	1.1	1.0	1.9	-	-	-	6.4	11.3
	0.7	0.6	0.6	0.7	0.2	0.5	0.7	0.8	0.5	0.5	1.1	-	-	-	3.5	7.1
	1.1	1.5	0.7	1.3	0.1	0.7	0.7	2.0	0.5	0.9	1.9	-	-	-	5.1	19.5
<i>N</i>	14648	6643	7473	9635	1697	3073	3590	5004	2981	11113	2803	7123	3396	1445	2317	222
<p>B14B: . . . during the last 12 months?</p> <p>1. 0 occasions</p> <p>2. 1-2</p> <p>3. 3-5</p> <p>4. 6-9</p> <p>5. 10-19</p> <p>6. 20-39</p> <p>7. 40 or more</p> <p><i>Item 1080 Subject A01b</i></p>																
	93.3	93.1	93.7	91.9	98.4	94.6	94.5	91.5	93.4	94.0	90.4	100.0	100.0	91.9	67.1	50.5
	3.3	3.0	3.4	3.9	0.9	3.0	2.8	3.4	3.8	3.0	4.4	-	-	8.1	14.6	10.3
	1.3	1.3	1.3	1.6	0.2	0.9	1.3	1.7	1.3	1.2	1.9	-	-	-	7.0	15.4
	0.7	0.8	0.6	0.9	0.2	0.5	0.5	1.0	0.6	0.5	1.2	-	-	-	4.0	5.1
	0.6	0.7	0.6	0.8	0.1	0.4	0.5	1.0	0.5	0.6	0.7	-	-	-	3.4	7.2
	0.4	0.6	0.1	0.4	0.2	0.3	0.2	0.6	0.3	0.3	0.6	-	-	-	2.1	3.7
	0.4	0.6	0.2	0.5	0.1	0.4	0.3	0.7	0.1	0.3	0.7	-	-	-	1.9	7.8
<i>N</i>	14637	6635	7471	9628	1697	3074	3591	4997	2975	11111	2799	7126	3397	1444	2307	219
<p>B14C: . . . during the last 30 days?</p> <p>1. 0 occasions</p> <p>2. 1-2</p> <p>3. 3-5</p> <p>4. 6-9</p> <p>5. 10-19</p> <p>6. 20-39</p> <p>7. 40 or more</p> <p><i>Item 1090 Subject A01c</i></p>																
	97.2	96.9	97.7	96.8	99.2	98.1	97.9	96.1	97.3	97.5	96.2	100.0	100.0	98.7	85.7	73.4
	1.5	1.4	1.4	1.8	0.4	0.9	1.2	1.9	1.6	1.4	1.8	-	-	1.3	7.8	6.6
	0.6	0.7	0.4	0.6	0.1	0.5	0.3	0.7	0.7	0.5	0.7	-	-	-	2.8	8.2
	0.3	0.5	0.2	0.5	0.2	0.2	0.3	0.4	0.3	0.3	0.7	-	-	-	1.8	4.2
	0.2	0.3	0.2	0.3	0.1	0.1	0.1	0.5	0.1	0.3	0.1	-	-	-	1.2	4.3
	0.1	0.1	0.1	0.1	-	0.1	0.1	0.1	-	*	0.2	-	-	-	0.3	1.8
	0.1	0.1	0.1	0.1	-	*	0.1	0.1	*	*	0.3	-	-	-	0.4	1.6
<i>N</i>	14636	6635	7470	9625	1697	3074	3591	4996	2975	11106	2799	7124	3397	1444	2305	219
<p>B15: On how many occasions (if any) have you used heroin . . .</p> <p>B15A: . . . in your lifetime?</p> <p>1. 0 occasions</p> <p>2. 1-2</p> <p>3. 3-5</p> <p>4. 6-9</p> <p>5. 10-19</p> <p>6. 20-39</p> <p>7. 40 or more</p> <p><i>Item 1100 Subject A01a</i></p>																
	98.5	98.2	98.9	98.5	99.0	98.5	98.5	98.3	98.7	98.8	97.5	100.0	100.0	100.0	100.0	-
	0.7	0.8	0.5	0.7	0.2	0.5	0.7	0.8	0.6	0.4	1.6	-	-	-	-	44.3
	0.3	0.3	0.3	0.3	0.2	0.4	0.2	0.3	0.4	0.3	0.4	-	-	-	-	20.8
	0.1	0.1	0.1	0.1	*	*	0.2	0.1	0.1	0.1	0.1	-	-	-	-	7.1
	0.1	0.1	0.1	0.1	0.1	0.1	0.1	0.2	0.1	0.1	0.1	-	-	-	-	7.1
	0.1	0.2	*	0.1	-	0.3	*	*	*	0.1	-	-	-	-	-	5.8
	0.2	0.3	0.1	0.2	0.5	0.2	0.2	0.4	0.1	0.2	0.3	-	-	-	-	14.8
<i>N</i>	14590	6624	7471	9616	1697	3067	3569	4986	2968	11096	2795	7104	3376	1438	2306	223
<p>B15B: . . . during the last 12 months?</p> <p>1. 0 occasions</p> <p>2. 1-2</p> <p>3. 3-5</p> <p>4. 6-9</p> <p>5. 10-19</p> <p>6. 20-39</p> <p>7. 40 or more</p> <p><i>Item 1110 Subject A01b</i></p>																
	99.3	99.2	99.5	99.3	99.3	99.2	99.4	99.0	99.5	99.4	99.1	100.0	100.0	100.0	100.0	50.6
	0.3	0.3	0.2	0.3	0.2	0.3	0.3	0.4	0.2	0.2	0.4	-	-	-	-	19.4
	0.1	0.1	0.2	0.1	*	0.1	0.1	0.2	0.1	0.1	0.1	-	-	-	-	9.4
	0.1	0.1	*	*	0.1	*	0.1	0.1	*	*	0.1	-	-	-	-	3.8
	0.1	0.1	*	0.1	0.1	0.2	0.1	*	*	0.1	0.1	-	-	-	-	5.6
	*	0.1	*	*	0.2	*	*	0.1	0.1	*	0.1	-	-	-	-	3.1
	0.1	0.2	0.1	0.1	0.1	0.1	0.1	0.2	0.1	0.1	0.1	-	-	-	-	8.1
<i>N</i>	14592	6624	7472	9616	1697	3068	3569	4987	2968	11098	2796	7105	3376	1439	2307	221

*=less than .05 percent.

MONITORING THE FUTURE

QUESTIONNAIRE FORM 1-6 2003	TOTAL	SEX		RACE		REGION				COLLEGE PLANS?		ILLICIT DRUG USE: LIFETIME				
		M	F	White	Black	NE	NC	S	W	Yes	No	None	Mari- juana Only	Few Pills	More Pills	Any Her- oin
<i>N (Weighted No. of Cases):</i>	15200	6736	7554	9722	1739	3210	3687	5212	3092	11229	2856	7207	3456	1459	2379	224
<i>% of Weighted Total:</i>	100.0	44.3	49.7	64.0	11.4	21.1	24.3	34.3	20.3	73.9	18.8	47.4	22.7	9.6	15.7	1.5
B15C: . . . during the last 30 days?																
1. 0 occasions	99.6	99.5	99.8	99.7	99.5	99.7	99.6	99.6	99.7	99.7	99.6	100.0	100.0	100.0	100.0	74.3
2. 1-2	0.1	0.1	0.1	0.1	0.1	0.1	0.1	0.1	0.1	0.1	0.1	-	-	-	-	7.7
3. 3-5	0.1	0.1	*	*	0.1	*	0.1	0.1	*	0.1	0.1	-	-	-	-	4.3
4. 6-9	0.1	0.1	*	*	0.1	*	0.1	0.1	0.1	0.1	*	-	-	-	-	4.3
5. 10-19	0.1	0.1	*	*	0.1	0.1	*	*	*	0.1	0.1	-	-	-	-	3.6
6. 20-39	*	*	*	*	0.1	*	-	*	-	*	*	-	-	-	-	1.1
7. 40 or more	0.1	0.1	*	0.1	*	*	0.1	0.1	0.1	0.1	*	-	-	-	-	4.7
<i>Item 1120 Subject A01c</i>	<i>N</i> 14590	6624	7473	9616	1696	3068	3570	4983	2969	11095	2795	7105	3376	1439	2307	218
B15: (FORMS 2, 5, AND 6 ONLY) On how many occasions (if any) have you taken heroin using a needle . . .																
B15D: . . . in your lifetime?																
1. 0 occasions	99.3	99.1	99.5	99.4	99.4	99.2	99.4	99.2	99.5	99.4	99.2	100.0	100.0	100.0	100.0	62.2
2. 1-2	0.3	0.3	0.3	0.3	0.1	0.3	0.3	0.2	0.4	0.2	0.4	-	-	-	-	15.9
3. 3-5	0.1	0.1	0.1	0.1	-	0.2	*	*	0.1	0.1	0.1	-	-	-	-	3.6
4. 6-9	0.1	0.1	*	*	*	*	0.1	0.1	*	0.1	0.1	-	-	-	-	3.4
5. 10-19	*	*	*	*	-	-	-	*	*	*	*	-	-	-	-	0.9
6. 20-39	0.1	0.2	*	0.1	-	0.3	*	*	-	0.1	-	-	-	-	-	4.3
7. 40 or more	0.2	0.3	0.1	0.1	0.5	0.1	0.1	0.4	0.1	0.1	0.1	-	-	-	-	9.7
<i>Item 29630 Subject A01a</i>	<i>N</i> 7393	3469	3748	4872	873	1560	1813	2515	1504	5690	1397	3583	1714	709	1182	139
B15E: . . . during the last 12 months?																
1. 0 occasions	99.6	99.4	99.7	99.7	99.5	99.4	99.7	99.4	99.8	99.6	99.6	100.0	100.0	100.0	100.0	76.6
2. 1-2	0.1	0.1	0.2	0.1	0.2	0.3	0.1	0.2	-	0.1	0.1	-	-	-	-	7.9
3. 3-5	0.1	0.1	*	*	-	-	0.1	*	0.1	0.1	*	-	-	-	-	2.9
4. 6-9	*	0.1	-	*	-	-	-	0.1	*	*	0.1	-	-	-	-	1.4
5. 10-19	0.1	0.2	*	0.1	0.2	0.3	*	0.1	*	0.1	0.1	-	-	-	-	6.1
6. 20-39	*	*	-	-	-	-	-	-	*	-	*	-	-	-	-	0.3
7. 40 or more	0.1	0.1	*	0.1	0.2	-	0.1	0.2	-	*	0.1	-	-	-	-	4.8
<i>Item 29640 Subject A01b</i>	<i>N</i> 7395	3470	3748	4873	873	1561	1812	2517	1504	5690	1399	3585	1714	709	1182	139
B15F: . . . during the last 30 days?																
1. 0 occasions	99.7	99.6	99.9	99.8	99.5	99.7	99.7	99.6	99.8	99.8	99.7	100.0	100.0	100.0	100.0	83.6
2. 1-2	0.1	*	0.1	*	0.2	*	0.1	0.1	-	*	0.1	-	-	-	-	3.2
3. 3-5	0.1	0.2	*	*	0.2	0.1	0.1	0.1	0.1	0.1	0.1	-	-	-	-	4.7
4. 6-9	*	0.1	-	0.1	-	-	0.1	*	*	*	-	-	-	-	-	2.2
5. 10-19	*	0.1	-	*	-	0.2	*	-	-	*	0.1	-	-	-	-	2.4
6. 20-39	*	-	*	-	0.1	-	-	*	-	*	-	-	-	-	-	0.9
7. 40 or more	0.1	0.1	*	0.1	0.1	-	*	0.1	-	*	-	-	-	-	-	2.9
<i>Item 29650 Subject A01c</i>	<i>N</i> 7394	3469	3749	4874	873	1561	1813	2516	1505	5691	1398	3586	1714	709	1182	138
B15: (FORMS 2, 5, AND 6 ONLY) On how many occasions (if any) have you taken heroin WITHOUT using a needle...																
B15G: ... in your lifetime?																
1. 0 occasions	98.2	97.9	98.6	98.2	98.7	98.8	98.1	97.7	98.7	98.7	96.9	100.0	100.0	100.0	100.0	8.5
2. 1-2	1.0	1.1	0.9	1.2	0.2	0.5	1.1	1.2	0.9	0.7	2.1	-	-	-	-	50.9
3. 3-5	0.3	0.4	0.3	0.2	0.3	0.5	0.4	0.2	0.3	0.3	0.4	-	-	-	-	16.9
4. 6-9	0.1	0.1	*	0.1	-	*	0.2	0.1	*	0.1	0.1	-	-	-	-	5.6
5. 10-19	0.1	0.1	0.1	0.1	0.2	0.1	0.1	0.2	-	0.1	0.1	-	-	-	-	5.8
6. 20-39	*	-	*	*	-	-	-	*	-	*	-	-	-	-	-	0.4
7. 40 or more	0.2	0.4	0.1	0.2	0.7	0.1	0.1	0.5	0.1	0.2	0.3	-	-	-	-	11.8
<i>Item 29660 Subject A01a</i>	<i>N</i> 7391	3468	3755	4881	873	1560	1813	2513	1504	5683	1411	3583	1709	707	1185	141
B15H: . . . during the last 12 months?																
1. 0 occasions	99.2	99.1	99.3	99.3	99.3	99.4	99.3	98.8	99.7	99.3	99.2	100.0	100.0	100.0	100.0	58.5
2. 1-2	0.4	0.5	0.4	0.4	0.3	0.5	0.3	0.6	0.1	0.4	0.4	-	-	-	-	22.7
3. 3-5	0.1	0.1	0.1	0.1	-	-	0.1	0.2	0.1	0.1	0.2	-	-	-	-	6.3
4. 6-9	*	0.1	-	*	-	*	0.1	-	*	*	*	-	-	-	-	1.8
5. 10-19	*	*	*	*	-	*	0.1	-	*	*	*	-	-	-	-	1.4
6. 20-39	0.1	0.1	*	*	0.4	-	-	0.2	-	0.1	*	-	-	-	-	3.5
7. 40 or more	0.1	0.2	*	0.1	0.1	0.1	0.1	0.2	-	0.1	0.1	-	-	-	-	5.8
<i>Item 29670 Subject A01b</i>	<i>N</i> 7388	3466	3755	4880	873	1560	1811	2513	1504	5683	1409	3584	1710	707	1185	138

* = less than .05 percent.

QUESTIONNAIRE FORM 1-6 2003	TOTAL	SEX		RACE		REGION				COLLEGE PLANS?		ILLICIT DRUG USE: LIFETIME				
		M	F	White	Black	NE	NC	S	W	Yes	No	None	Mari- juana Only	Few Pills	More Pills	Any Her- oin
<i>N (Weighted No. of Cases):</i>	15200	6736	7554	9722	1739	3210	3687	5212	3092	11229	2856	7207	3456	1459	2379	224
<i>% of Weighted Total:</i>	100.0	44.3	49.7	64.0	11.4	21.1	24.3	34.3	20.3	73.9	18.8	47.4	22.7	9.6	15.7	1.5
B15: . . . during the last 30 days?																
1. 0 occasions	99.6	99.4	99.7	99.6	99.5	99.7	99.6	99.4	99.8	99.6	99.5	100.0	100.0	100.0	100.0	76.8
2. 1-2	0.2	0.2	0.2	0.2	0.1	0.3	0.3	0.2	0.1	0.2	0.3	-	-	-	-	10.5
3. 3-5	0.1	0.1	0.1	*	0.1	-	0.1	0.2	0.1	0.1	0.1	-	-	-	-	4.7
4. 6-9	*	0.1	-	*	0.2	*	-	0.1	*	*	*	-	-	-	-	1.8
5. 10-19	*	*	-	*	0.1	-	-	0.1	-	-	*	-	-	-	-	0.9
6. 20-39	*	*	*	*	-	*	-	*	-	-	*	-	-	-	-	0.6
7. 40 or more	0.1	0.2	*	0.1	0.1	*	0.1	0.2	-	*	*	-	-	-	-	4.7
<i>Item 29680 Subject A01c</i>	<i>N</i> 7388	3465	3755	4880	873	1560	1811	2512	1504	5682	1409	3584	1709	707	1185	138
In 2002 the question text was changed in half of the questionnaire forms. In the list of examples Paregoric, Talwin, and Laudanum were replaced with Vicodin, OxyContin, Percocet, Percodan, and Dilaudid in Form 1 and with Vicodin, OxyContin, and Percocet in Forms 2 and 4. In 2003, the remaining forms were changed. Data presented here are based on responses to the changed question version.																
B16: There are a number of narcotics other than heroin, such as methadone, opium, morphine, codeine, demerol, Vicodin, OxyContin, and Percocet. These are sometimes prescribed by doctors.																
On how many occasions (if any) have you taken narcotics other than heroin on your own—that is, without a doctor telling you to take them . . .																
B16A: . . . in your lifetime?																
1. 0 occasions	86.8	85.5	88.3	84.4	96.3	87.1	86.8	87.9	84.8	88.0	82.7	100.0	100.0	71.2	42.2	18.8
2. 1-2	5.0	4.8	5.0	5.9	1.3	4.7	5.2	4.5	5.7	4.9	5.4	-	-	28.8	12.2	13.1
3. 3-5	2.6	2.8	2.3	3.1	0.8	2.8	2.5	2.3	2.8	2.4	3.0	-	-	-	15.4	9.0
4. 6-9	1.6	1.8	1.4	1.9	0.3	1.6	2.0	1.1	2.1	1.3	2.7	-	-	-	8.5	18.7
5. 10-19	1.7	2.1	1.3	2.0	0.5	1.9	1.3	1.7	1.9	1.5	2.5	-	-	-	9.5	12.9
6. 20-39	0.9	1.0	0.8	1.1	0.3	0.7	0.9	0.9	1.1	0.8	1.2	-	-	-	5.2	5.6
7. 40 or more	1.4	2.1	0.8	1.6	0.4	1.2	1.3	1.5	1.7	1.1	2.5	-	-	-	7.0	22.0
<i>Item 1130 Subject A01a</i>	<i>N</i> 14537	6624	7468	9616	1693	3053	3569	4957	2958	11082	2788	7092	3361	1428	2300	212
B16B: . . . during the last 12 months?																
1. 0 occasions	90.8	89.3	92.2	89.1	97.1	90.7	90.9	92.0	88.6	91.6	87.7	100.0	100.0	86.9	55.2	39.4
2. 1-2	3.9	4.2	3.6	4.7	1.1	3.8	4.1	3.3	5.0	3.8	4.6	-	-	13.1	15.2	16.0
3. 3-5	2.1	2.2	1.9	2.4	0.6	2.5	2.1	1.7	2.1	1.9	2.7	-	-	-	11.8	13.6
4. 6-9	1.2	1.5	1.0	1.5	0.3	1.2	1.1	1.1	1.5	1.1	1.5	-	-	-	7.1	6.4
5. 10-19	1.0	1.3	0.7	1.1	0.4	0.9	0.9	0.9	1.4	0.8	1.7	-	-	-	5.4	9.0
6. 20-39	0.5	0.7	0.3	0.6	0.4	0.4	0.3	0.6	0.8	0.4	1.0	-	-	-	2.6	6.5
7. 40 or more	0.6	0.8	0.3	0.6	*	0.6	0.6	0.5	0.6	0.5	0.8	-	-	-	2.7	9.2
<i>Item 1140 Subject A01b</i>	<i>N</i> 14536	6624	7463	9612	1692	3050	3570	4957	2959	11080	2785	7092	3365	1427	2294	213
B16C: . . . during the last 30 days?																
1. 0 occasions	95.9	94.6	97.1	95.1	98.5	96.1	96.1	96.1	95.0	96.5	93.7	100.0	100.0	97.4	79.2	59.4
2. 1-2	2.2	2.9	1.6	2.9	0.7	2.2	2.2	2.0	2.6	2.0	3.1	-	-	2.6	11.0	15.4
3. 3-5	0.8	1.0	0.7	0.8	0.5	0.8	0.5	0.9	1.2	0.7	1.2	-	-	-	4.4	8.9
4. 6-9	0.5	0.7	0.3	0.5	0.2	0.3	0.5	0.5	0.7	0.4	1.1	-	-	-	2.6	7.0
5. 10-19	0.4	0.5	0.2	0.4	0.1	0.5	0.3	0.4	0.3	0.3	0.8	-	-	-	1.9	7.0
6. 20-39	0.1	0.1	*	0.1	-	*	0.1	0.1	0.1	0.1	0.1	-	-	-	0.4	0.5
7. 40 or more	0.1	0.1	0.1	0.1	*	*	0.2	0.1	0.1	0.1	0.1	-	-	-	0.5	1.7
<i>Item 1150 Subject A01c</i>	<i>N</i> 14527	6622	7459	9606	1692	3048	3568	4953	2958	11075	2784	7092	3363	1427	2289	212
B17: (FORMS 2, 3 and 5 ONLY) On how many occasions (if any) have you sniffed glue, or breathed the contents of aerosol spray cans, or inhaled any other gases or sprays in order to get high . . .																

MONITORING THE FUTURE

QUESTIONNAIRE FORM 1-6 2003	TOTAL	SEX		RACE		REGION				COLLEGE PLANS?		ILLICIT DRUG USE: LIFETIME				
		M	F	White	Black	NE	NC	S	W	Yes	No	None	Mari- juana Only	Few Pills	More Pills	Any Her- oin
<i>N (Weighted No. of Cases):</i> <i>% of Weighted Total:</i>	15200 100.0	6736 44.3	7554 49.7	9722 64.0	1739 11.4	3210 21.1	3687 24.3	5212 34.3	3092 20.3	11229 73.9	2856 18.8	7207 47.4	3456 22.7	1459 9.6	2379 15.7	224 1.5
B17A: . . . in your lifetime?																
1. 0 occasions	88.8	87.2	90.3	87.5	94.7	88.3	88.4	89.0	89.6	90.1	84.1	96.3	91.4	82.1	69.3	47.7
2. 1-2	5.8	6.2	5.5	6.4	3.3	6.1	5.6	6.0	5.6	5.5	7.3	2.5	5.6	11.7	12.4	15.5
3. 3-5	2.1	2.5	1.9	2.5	0.5	1.5	2.7	2.1	2.2	2.0	2.9	0.5	1.4	3.2	7.1	9.7
4. 6-9	1.2	1.5	0.8	1.5	0.3	1.6	1.6	0.7	1.0	0.8	2.2	0.3	0.8	1.8	4.0	2.0
5. 10-19	1.1	1.4	0.8	1.2	0.5	1.5	1.0	1.0	1.1	0.9	2.2	0.3	0.5	0.4	4.2	10.7
6. 20-39	0.4	0.5	0.2	0.4	-	0.4	0.4	0.5	0.1	0.3	0.3	*	*	0.4	1.7	3.9
7. 40 or more	0.5	0.7	0.4	0.5	0.7	0.6	0.4	0.7	0.3	0.4	0.9	0.1	0.3	0.3	1.4	10.5
<i>Item 1160 Subject A01a</i>	<i>N 7324</i>	<i>3376</i>	<i>3747</i>	<i>4824</i>	<i>854</i>	<i>1552</i>	<i>1789</i>	<i>2496</i>	<i>1486</i>	<i>5610</i>	<i>1398</i>	<i>3556</i>	<i>1730</i>	<i>707</i>	<i>1145</i>	<i>117</i>
B17B: . . . during the last 12 months?																
1. 0 occasions	96.1	94.8	97.2	95.4	99.1	94.9	96.3	96.5	96.4	96.5	94.9	99.2	97.4	97.0	86.2	70.9
2. 1-2	1.9	2.5	1.5	2.4	0.1	3.0	1.5	1.7	1.8	2.0	1.6	0.5	1.7	1.6	6.1	10.6
3. 3-5	0.9	1.1	0.7	1.1	0.3	0.9	1.0	0.9	0.9	0.5	2.3	0.2	0.3	0.8	3.8	4.6
4. 6-9	0.6	0.9	0.4	0.7	-	0.8	0.5	0.6	0.7	0.5	0.8	0.1	0.3	0.2	2.5	7.0
5. 10-19	0.2	0.3	*	0.2	0.2	0.2	0.3	*	0.2	0.2	0.1	-	*	0.1	0.7	2.2
6. 20-39	0.1	0.1	0.1	0.1	0.1	0.1	0.2	0.1	0.1	0.1	0.1	*	*	0.2	0.3	1.9
7. 40 or more	0.2	0.3	0.1	0.2	0.1	0.1	0.2	0.3	-	0.1	0.2	*	0.2	0.1	0.4	2.8
<i>Item 1170 Subject A01b</i>	<i>N 7326</i>	<i>3378</i>	<i>3748</i>	<i>4825</i>	<i>854</i>	<i>1554</i>	<i>1789</i>	<i>2496</i>	<i>1487</i>	<i>5613</i>	<i>1398</i>	<i>3556</i>	<i>1731</i>	<i>710</i>	<i>1145</i>	<i>117</i>
B17C: . . . during the last 30 days?																
1. 0 occasions	98.5	98.0	99.0	98.3	99.3	97.3	98.9	98.7	98.8	98.7	98.1	99.6	99.2	99.0	95.1	85.6
2. 1-2	1.0	1.2	0.8	1.2	0.4	2.0	0.6	0.7	0.8	0.9	1.2	0.4	0.5	0.8	3.0	6.1
3. 3-5	0.2	0.3	0.1	0.2	0.1	0.2	0.2	0.3	0.3	0.2	0.4	-	0.1	0.1	0.9	3.3
4. 6-9	0.1	0.2	*	0.1	-	0.3	0.1	*	0.1	0.1	0.1	-	*	-	0.4	2.3
5. 10-19	*	*	*	*	0.1	-	*	*	*	*	-	-	*	-	-	1.2
6. 20-39	*	0.1	*	*	-	0.1	-	0.1	*	*	0.1	-	*	-	0.3	-
7. 40 or more	0.1	0.2	0.1	0.1	0.1	0.1	0.2	0.2	-	0.1	0.2	*	0.2	0.1	0.4	1.6
<i>Item 1180 Subject A01c</i>	<i>N 7325</i>	<i>3377</i>	<i>3748</i>	<i>4824</i>	<i>854</i>	<i>1554</i>	<i>1788</i>	<i>2496</i>	<i>1486</i>	<i>5611</i>	<i>1398</i>	<i>3556</i>	<i>1730</i>	<i>710</i>	<i>1145</i>	<i>117</i>
B18: (FORMS 2 AND 6 ONLY) Steroids, or anabolic steroids, are sometimes prescribed by doctors to promote healing from certain types of injuries. Some athletes, and others, have used them to try to increase muscle development. On how many occasions (if any) have you taken steroids on your own—that is, without a doctor telling you to take them . . .																
B18A: . . . in your lifetime?																
1. 0 occasions	97.5	96.2	98.7	97.3	99.1	97.4	98.5	97.1	97.0	97.9	96.0	100.0	100.0	97.1	89.8	70.4
2. 1-2	1.1	1.7	0.6	1.2	0.5	0.9	0.6	1.7	0.9	0.7	2.7	-	-	1.6	5.3	6.9
3. 3-5	0.2	0.4	0.1	0.3	-	0.4	0.1	0.2	0.4	0.2	0.4	-	-	0.5	0.9	1.6
4. 6-9	0.6	0.7	0.4	0.6	0.2	0.6	0.7	0.3	1.0	0.6	0.4	-	-	-	2.2	9.9
5. 10-19	0.3	0.5	0.1	0.3	0.1	0.2	0.1	0.3	0.6	0.3	0.3	-	-	0.7	1.0	3.1
6. 20-39	0.2	0.3	0.1	0.2	0.1	0.4	*	0.2	0.1	0.2	-	-	-	0.2	0.5	5.3
7. 40 or more	0.1	0.1	*	0.1	*	0.1	0.1	0.2	0.1	0.1	0.2	-	-	-	0.2	2.8
<i>Item 22690 Subject A01a</i>	<i>N 4446</i>	<i>2062</i>	<i>2275</i>	<i>3028</i>	<i>491</i>	<i>923</i>	<i>1087</i>	<i>1551</i>	<i>886</i>	<i>3510</i>	<i>829</i>	<i>2171</i>	<i>1038</i>	<i>412</i>	<i>700</i>	<i>83</i>
B18B: . . . during the last 12 months?																
1. 0 occasions	98.4	97.6	99.2	98.5	99.3	98.2	98.8	98.4	98.1	98.5	98.2	100.0	100.0	98.0	94.8	73.8
2. 1-2	0.6	0.8	0.4	0.5	0.4	0.5	0.6	0.6	0.5	0.5	1.1	-	-	1.3	2.0	5.0
3. 3-5	0.3	0.5	0.2	0.3	-	0.6	-	0.3	0.5	0.4	-	-	-	0.4	1.4	3.6
4. 6-9	0.3	0.6	0.1	0.4	0.2	0.2	0.4	0.4	0.3	0.2	0.4	-	-	0.3	0.5	9.2
5. 10-19	0.2	0.3	*	0.2	0.1	0.1	-	0.2	0.6	0.2	0.2	-	-	-	0.6	4.5
6. 20-39	0.1	0.2	0.1	0.1	0.1	0.3	0.1	0.1	*	0.1	*	-	-	-	0.6	1.6
7. 40 or more	0.1	0.1	-	0.1	-	0.1	-	0.2	*	0.1	0.1	-	-	-	0.1	2.4
<i>Item 22700 Subject A01b</i>	<i>N 4447</i>	<i>2062</i>	<i>2275</i>	<i>3031</i>	<i>491</i>	<i>923</i>	<i>1087</i>	<i>1551</i>	<i>886</i>	<i>3510</i>	<i>830</i>	<i>2171</i>	<i>1038</i>	<i>412</i>	<i>697</i>	<i>86</i>
B18C: . . . during the last 30 days?																
1. 0 occasions	99.1	98.7	99.6	99.2	99.4	98.9	99.3	99.2	99.0	99.1	99.1	100.0	100.0	98.9	98.0	79.1
2. 1-2	0.4	0.5	0.2	0.3	0.2	0.5	0.2	0.4	0.5	0.4	0.5	-	-	0.8	0.7	10.9
3. 3-5	0.1	0.2	-	*	0.2	0.1	0.2	0.1	0.1	0.1	0.1	-	-	-	0.6	1.0
4. 6-9	0.2	0.4	0.1	0.3	0.1	0.3	0.3	0.1	0.2	0.3	0.1	-	-	0.3	0.5	4.8
5. 10-19	0.1	0.1	*	0.1	0.1	0.1	-	0.1	*	*	0.1	-	-	-	0.2	1.7
6. 20-39	-	-	-	-	-	-	-	-	-	-	-	-	-	-	-	-
7. 40 or more	0.1	0.1	-	0.1	-	0.1	-	0.2	*	0.1	0.1	-	-	-	0.1	2.5
<i>Item 22710 Subject A01c</i>	<i>N 4445</i>	<i>2059</i>	<i>2276</i>	<i>3030</i>	<i>490</i>	<i>922</i>	<i>1088</i>	<i>1549</i>	<i>886</i>	<i>3512</i>	<i>829</i>	<i>2172</i>	<i>1039</i>	<i>412</i>	<i>697</i>	<i>83</i>

* = less than .05 percent.

DESCRIPTIVE RESULTS: 2003

41

QUESTIONNAIRE FORM 1-6 2003	TOTAL	SEX		RACE		REGION				COLLEGE PLANS?		ILLICIT DRUG USE: LIFETIME					
		M	F	White	Black	NE	NC	S	W	Yes	No	None	Mari- juana Only	Few Pills	More Pills	Any Her- oin	
<i>N (Weighted No. of Cases):</i>	15200	6736	7554	9722	1739	3210	3687	5212	3092	11229	2856	7207	3456	1459	2379	224	
<i>% of Weighted Total:</i>	100.0	44.3	49.7	64.0	11.4	21.1	24.3	34.3	20.3	73.9	18.8	47.4	22.7	9.6	15.7	1.5	
B19: (FORMS 3 AND 4 ONLY) On how many occasions (if any) have you used MDMA ("ecstasy"). . .																	
B19A: . . . in your lifetime?																	
1. 0 occasions	91.7	91.8	92.0	90.6	97.1	90.8	91.7	91.5	93.1	93.0	87.2	100.0	100.0	84.3	64.1	30.2	
2. 1-2	4.1	4.1	4.1	4.4	1.7	4.0	4.7	4.1	3.2	3.5	6.1	-	-	15.7	14.0	11.0	
3. 3-5	1.5	1.4	1.3	1.8	0.5	1.5	1.7	1.3	1.6	1.0	3.1	-	-	-	8.2	13.9	
4. 6-9	0.7	0.9	0.6	0.8	-	0.7	1.1	0.5	0.6	0.6	1.3	-	-	-	3.4	13.6	
5. 10-19	0.7	0.5	1.0	0.7	0.3	1.0	0.1	1.0	0.7	0.8	0.7	-	-	-	3.8	10.7	
6. 20-39	0.4	0.3	0.5	0.5	0.1	0.2	0.3	0.7	0.4	0.4	0.3	-	-	-	2.3	5.2	
7. 40 or more	0.9	1.0	0.6	1.1	0.3	1.8	0.4	1.0	0.4	0.7	1.3	-	-	-	4.2	15.5	
<i>Item 22660 Subject A01a</i>	<i>N</i>	<i>4843</i>	<i>2159</i>	<i>2478</i>	<i>3181</i>	<i>567</i>	<i>1017</i>	<i>1200</i>	<i>1651</i>	<i>975</i>	<i>3668</i>	<i>964</i>	<i>2353</i>	<i>1085</i>	<i>509</i>	<i>788</i>	<i>56</i>
B19B: . . . during the last 12 months?																	
1. 0 occasions	95.5	95.2	96.0	94.9	98.5	94.9	95.3	95.8	95.8	96.1	93.5	100.0	100.0	94.4	78.9	57.3	
2. 1-2	2.6	2.9	2.0	3.0	1.1	2.6	3.4	2.0	2.5	2.0	4.3	-	-	5.6	10.5	24.4	
3. 3-5	0.9	1.0	0.9	0.9	0.3	1.0	0.7	1.0	1.1	0.9	1.2	-	-	-	4.9	12.9	
4. 6-9	0.4	0.3	0.5	0.4	-	0.9	0.2	0.4	0.1	0.4	0.4	-	-	-	2.3	2.6	
5. 10-19	0.3	0.3	0.2	0.3	-	0.1	0.1	0.4	0.3	0.2	0.4	-	-	-	1.4	1.8	
6. 20-39	0.2	0.1	0.2	0.2	0.1	0.4	0.1	0.1	-	0.2	0.1	-	-	-	0.9	1.1	
7. 40 or more	0.2	0.2	0.2	0.2	-	0.2	0.1	0.3	0.1	0.2	0.1	-	-	-	1.1	-	
<i>Item 22670 Subject A01b</i>	<i>N</i>	<i>4846</i>	<i>2162</i>	<i>2478</i>	<i>3180</i>	<i>570</i>	<i>1018</i>	<i>1200</i>	<i>1654</i>	<i>974</i>	<i>3670</i>	<i>963</i>	<i>2356</i>	<i>1085</i>	<i>509</i>	<i>787</i>	<i>57</i>
B19C: . . . during the last 30 days?																	
1. 0 occasions	98.7	98.7	98.8	98.7	99.4	99.0	99.0	98.3	98.9	98.8	98.5	100.0	100.0	99.6	93.8	80.6	
2. 1-2	0.9	0.9	0.8	0.9	0.5	0.5	0.8	1.2	0.9	0.9	0.9	-	-	0.4	4.4	13.2	
3. 3-5	0.2	0.1	0.2	0.1	-	0.2	0.1	0.3	0.1	0.1	0.3	-	-	-	0.8	3.2	
4. 6-9	0.1	0.1	*	0.1	-	0.1	-	0.1	0.1	*	0.2	-	-	-	0.3	1.8	
5. 10-19	*	-	*	-	0.1	-	0.1	-	-	*	-	-	-	-	-	1.1	
6. 20-39	0.1	-	0.1	0.1	-	0.1	-	0.1	-	0.1	-	-	-	-	0.4	-	
7. 40 or more	*	0.1	*	*	-	0.1	0.1	*	-	*	-	-	-	-	0.3	-	
<i>Item 22680 Subject A01c</i>	<i>N</i>	<i>4845</i>	<i>2162</i>	<i>2477</i>	<i>3180</i>	<i>570</i>	<i>1017</i>	<i>1200</i>	<i>1654</i>	<i>974</i>	<i>3671</i>	<i>963</i>	<i>2356</i>	<i>1085</i>	<i>508</i>	<i>787</i>	<i>56</i>

MONITORING THE FUTURE

QUESTIONNAIRE FORM 1 2003	TOTAL	SEX		RACE		REGION				COLLEGE PLANS?		ILLICIT DRUG USE: LIFETIME				
		M	F	White	Black	NE	NC	S	W	Yes	No	None	Mari- juana Only	Few Pills	More Pills	Any Her- oin
<i>N (Weighted No. of Cases):</i>	2552	1049	1276	1607	273	538	607	883	524	1800	436	1200	629	235	364	24
<i>% of Weighted Total:</i>	100.0	41.1	50.0	63.0	10.7	21.1	23.8	34.6	20.5	70.6	17.1	47.0	24.6	9.2	14.3	0.9
A001: Taking all things together, how would you say things are these days—would you say you're very happy, pretty happy, or not too happy these days?																
3. Very happy	22.3	26.6	18.9	24.0	20.5	18.2	22.4	22.4	26.2	23.0	20.4	23.4	21.3	21.3	20.7	28.2
2. Pretty happy	64.1	60.6	67.8	65.3	63.2	64.3	65.6	65.4	59.9	64.7	64.9	65.8	63.4	61.2	63.7	47.8
1. Not too happy	13.6	12.8	13.3	10.6	16.2	17.5	12.0	12.2	13.9	12.3	14.7	10.8	15.3	17.5	15.6	24.1
<i>Item 1190 Subject P01, Q01</i>	<i>N</i> 2533	1044	1269	1600	271	535	604	872	521	1793	435	1195	622	235	362	24
A002: How much do you agree or disagree with each of the following statements?																
A002A: The nation needs much more long-range planning and coordination to be prepared for the future																
1. Disagree	1.9	2.2	1.5	1.5	2.8	1.6	2.0	2.3	1.5	1.8	2.2	1.4	2.1	2.6	2.0	9.4
2. Mostly disagree	6.7	7.1	6.6	7.7	3.6	6.0	6.6	5.7	9.1	6.7	6.2	6.8	6.7	9.1	5.0	-
3. Neither	23.0	25.7	20.2	24.3	13.9	23.3	24.5	21.8	23.1	22.7	20.9	22.3	22.3	22.0	24.1	34.9
4. Mostly agree	40.8	38.4	44.3	43.0	36.5	41.5	44.2	38.6	39.5	41.5	43.0	40.1	45.4	39.4	41.7	22.1
5. Agree	27.6	26.6	27.4	23.5	43.2	27.6	22.7	31.5	26.8	27.4	27.7	29.4	23.4	26.9	27.2	33.7
<i>Item 1200 Subject I01</i>	<i>N</i> 2523	1038	1265	1595	271	534	602	870	517	1788	434	1193	622	234	359	24
A002B: I enjoy the fast pace and changes of today's world																
1. Disagree	8.3	6.4	9.3	6.4	15.5	7.8	7.5	9.5	7.5	6.7	14.2	8.5	6.6	5.5	11.0	16.2
2. Mostly disagree	12.7	11.4	13.5	12.7	12.4	11.2	13.3	12.6	13.5	11.7	13.2	12.3	13.0	13.4	11.6	16.8
3. Neither	24.3	24.2	24.2	24.7	22.7	25.7	27.4	22.9	21.4	24.8	22.6	24.2	22.5	25.8	23.8	26.5
4. Mostly agree	37.8	38.3	38.5	39.9	30.1	38.4	36.3	37.6	39.4	39.9	34.9	37.5	40.7	41.4	35.3	25.3
5. Agree	17.0	19.7	14.6	16.2	19.2	16.8	15.5	17.4	18.2	16.9	15.1	17.5	17.2	13.9	18.4	15.2
<i>Item 1210 Subject I03, Q02</i>	<i>N</i> 2527	1041	1266	1596	271	536	604	869	518	1791	433	1192	623	235	362	24
A002C: Things change too quickly in today's world																
1. Disagree	11.7	12.6	11.3	11.7	15.5	11.9	9.0	12.5	13.3	12.8	7.5	12.8	10.3	11.2	11.5	15.2
2. Mostly disagree	22.5	25.0	22.4	25.6	14.4	20.3	23.5	21.3	25.3	24.2	19.7	23.2	22.7	25.3	21.9	12.9
3. Neither	26.9	26.2	27.2	28.2	20.0	31.5	29.6	23.8	24.4	27.5	24.9	25.2	28.6	30.9	26.3	28.6
4. Mostly agree	22.5	21.4	22.8	22.6	21.8	22.3	25.3	21.1	21.8	21.9	22.6	21.9	23.6	21.4	22.2	26.7
5. Agree	16.4	14.9	16.3	11.9	28.2	14.0	12.5	21.4	15.2	13.5	25.3	17.0	15.0	11.2	18.1	16.7
<i>Item 1220 Subject I03, Q02</i>	<i>N</i> 2518	1038	1261	1595	270	530	602	869	517	1784	434	1190	622	235	359	24
A002D: I think the times ahead for me will be tougher and less fun than things are now																
1. Disagree	17.3	17.3	17.9	19.4	15.8	16.8	15.9	17.2	19.6	16.2	21.5	15.9	17.1	21.9	20.5	14.0
2. Mostly disagree	22.0	21.0	23.6	23.0	17.6	20.9	23.0	22.1	21.7	24.5	14.6	22.8	21.2	25.8	19.5	29.5
3. Neither	18.9	20.2	17.1	19.8	13.4	19.1	21.3	16.7	19.6	19.2	16.4	19.2	19.3	15.7	17.0	14.4
4. Mostly agree	23.6	24.0	23.2	23.2	25.1	23.8	24.9	22.6	23.5	22.4	28.4	24.9	24.6	16.9	23.2	14.4
5. Agree	18.2	17.5	18.2	14.6	28.1	19.4	14.9	21.4	15.5	17.7	19.1	17.1	17.8	19.6	19.7	27.7
<i>Item 1230 Subject I01, J</i>	<i>N</i> 2526	1041	1264	1597	271	533	603	873	517	1789	433	1190	625	235	360	24
A003: Of all the time you spend with other people, about how much is spent with people over 30?																
1. Very little	21.6	21.0	21.3	18.7	29.1	20.8	24.7	19.6	22.1	21.2	20.6	17.3	25.4	24.0	23.6	18.9
2. Some	42.6	45.0	42.0	47.2	29.7	52.5	42.8	40.0	36.5	45.7	33.0	41.6	44.4	44.4	45.2	29.4
3. About half	26.5	25.4	27.2	26.7	26.7	19.6	25.9	28.9	30.3	24.6	33.1	29.9	22.6	25.3	23.9	34.8
4. Most	7.1	6.5	7.2	5.8	12.3	4.1	5.2	9.3	8.5	6.6	9.2	9.0	6.0	3.1	5.6	16.9
5. Nearly all	2.2	2.0	2.4	1.6	2.3	2.9	1.4	2.2	2.6	1.9	4.1	2.3	1.6	3.2	1.7	-
<i>Item 1240 Subject M02</i>	<i>N</i> 2540	1044	1275	1604	272	536	606	877	520	1797	436	1198	627	235	363	24

QUESTIONNAIRE FORM 1 2003	TOTAL	SEX		RACE		REGION				COLLEGE PLANS?		ILLICIT DRUG USE: LIFETIME				
		M	F	White	Black	NE	NC	S	W	Yes	No	None	Mari- juana Only	Few Pills	More Pills	Any Her- oin
<i>N (Weighted No. of Cases):</i>	2552	1049	1276	1607	273	538	607	883	524	1800	436	1200	629	235	364	24
<i>% of Weighted Total:</i>	100.0	41.1	50.0	63.0	10.7	21.1	23.8	34.6	20.5	70.6	17.1	47.0	24.6	9.2	14.3	0.9
A004: Would you like to spend more time, or less time, with people over 30 if you could?																
1. Much less time	6.2	6.1	5.2	4.9	7.1	7.2	6.0	5.8	5.9	4.6	9.3	5.2	5.7	4.9	7.6	6.7
2. Somewhat less time	10.6	11.5	9.0	9.3	15.7	9.3	10.8	11.1	10.9	10.6	11.5	10.2	12.0	12.1	10.2	9.7
3. About the same as now	66.6	65.7	68.4	70.5	60.0	67.7	69.6	65.2	64.2	66.9	65.3	67.4	66.2	67.2	65.4	68.6
4. Somewhat more time	14.5	13.8	16.0	13.6	13.5	14.7	12.3	15.1	15.7	16.1	10.2	15.2	13.8	14.3	15.1	11.3
5. Much more time	2.2	3.0	1.3	1.7	3.7	1.1	1.2	2.8	3.2	1.8	3.7	1.9	2.4	1.5	1.8	3.7
<i>Item 1250 Subject M02</i>	<i>N</i> 2538	1045	1272	1603	273	536	605	877	519	1798	436	1197	629	235	362	24
A005: Would you like to spend more time, or less time, working with or helping younger children?																
1. Much less time	7.4	11.3	3.4	7.7	5.3	7.9	7.1	6.5	8.8	5.5	9.9	5.1	8.8	5.5	12.6	7.0
2. Somewhat less time	6.0	8.6	3.3	5.3	4.8	6.0	6.0	6.9	4.4	4.9	8.4	5.8	5.0	9.0	5.7	10.6
3. About the same as now	33.6	41.5	27.7	37.1	27.5	36.3	37.0	32.4	29.0	33.9	32.9	34.8	33.3	30.2	35.3	15.5
4. Somewhat more time	34.7	29.6	39.4	34.7	37.7	33.4	36.2	33.8	35.9	36.5	32.8	33.3	36.8	36.7	33.9	45.0
5. Much more time	18.3	9.0	26.2	15.2	24.7	16.4	13.8	20.4	21.9	19.2	16.0	21.0	16.1	18.7	12.5	21.9
<i>Item 1260 Subject M02</i>	<i>N</i> 2538	1044	1274	1602	273	536	606	877	519	1797	436	1197	629	235	361	24
A006: The next questions ask how satisfied or dissatisfied you are with several aspects of your life. For each question, mark the circle that shows best how you feel. If you are neutral about something, or are just as satisfied as you are dissatisfied, mark the middle answer.																
How satisfied are you with . . .																
A006A: Your job? (If you have no job, leave blank)																
7. Completely satisfied	19.7	20.0	18.4	20.1	15.9	21.3	14.9	21.3	21.5	17.5	23.6	20.4	17.1	12.2	21.0	43.2
6.	20.8	22.3	21.6	24.7	11.3	24.4	22.3	16.5	21.6	21.0	25.6	24.1	18.4	22.9	17.6	10.7
5.	18.0	16.9	19.9	18.9	16.3	19.1	18.8	18.6	14.3	19.2	15.9	18.3	19.5	17.1	16.9	23.7
4. Neutral	21.6	21.6	20.2	18.0	38.3	15.2	25.0	24.5	19.7	22.6	17.7	19.1	25.0	23.6	20.6	5.4
3.	8.4	7.3	9.8	9.1	5.4	8.1	9.5	6.3	11.2	9.0	6.9	8.7	7.4	12.9	8.5	-
2.	5.1	5.1	4.5	4.0	3.4	6.2	4.2	4.2	6.7	5.2	3.5	4.4	6.3	4.0	5.7	3.6
1. Completely dissatisfied	6.4	6.9	5.6	5.3	9.3	5.8	5.4	8.6	4.9	5.5	6.8	4.9	6.2	7.3	9.8	13.4
<i>Item 1270 Subject C01, P02</i>	<i>N</i> 1693	690	845	1139	143	400	439	553	301	1162	308	762	424	169	258	17
A006B: The neighborhood where you live?																
7. Completely satisfied	30.7	30.7	30.2	32.9	25.4	26.8	30.8	34.2	28.9	30.6	33.1	32.4	31.1	26.0	27.2	40.2
6.	20.4	21.1	20.6	22.7	11.0	22.4	23.3	15.9	22.3	22.0	14.4	21.0	21.2	22.8	15.9	14.8
5.	13.7	14.0	13.3	13.3	15.1	15.3	11.7	14.2	13.8	14.3	13.0	12.8	14.0	15.6	15.3	6.7
4. Neutral	20.7	20.4	21.5	18.2	27.9	19.7	20.4	22.1	19.6	19.7	22.5	20.0	19.7	19.4	25.8	21.9
3.	6.6	5.8	7.1	6.4	7.9	5.3	7.5	6.5	6.9	6.6	7.6	6.5	6.0	8.7	7.1	9.2
2.	4.0	4.1	3.6	3.5	5.5	5.9	2.7	3.9	3.6	3.6	3.3	3.6	4.3	3.7	4.4	2.6
1. Completely dissatisfied	3.9	4.0	3.8	2.9	7.3	4.6	3.6	3.2	4.9	3.2	6.1	3.8	3.7	3.8	4.3	4.6
<i>Item 1280 Subject P02</i>	<i>N</i> 2538	1044	1274	1606	270	536	607	874	521	1795	436	1196	627	234	364	24
A006C: Your personal safety in your neighborhood, on your job, and in your school—safety from being attacked and injured in some way?																
7. Completely satisfied	33.8	38.4	30.6	38.1	27.4	34.3	32.0	35.2	33.3	34.8	33.8	33.1	35.4	33.9	35.6	32.3
6.	24.9	24.5	26.1	28.0	15.8	24.6	29.6	22.5	24.0	26.8	21.7	25.3	23.0	28.6	24.9	29.1
5.	13.4	12.9	14.3	13.5	12.5	16.5	12.5	12.6	12.5	13.7	14.1	13.5	16.1	8.1	11.2	12.8
4. Neutral	16.5	15.2	16.5	12.6	23.2	13.7	16.3	18.4	16.5	15.0	18.1	17.7	13.8	16.9	16.4	9.5
3.	6.2	4.2	7.5	4.4	11.9	6.4	4.5	6.1	8.1	5.3	5.8	6.0	6.1	6.4	7.3	5.3
2.	2.4	2.0	2.7	1.8	3.7	1.8	2.6	1.7	3.7	2.2	3.3	1.9	2.6	3.4	2.3	2.6
1. Completely dissatisfied	2.7	2.9	2.2	1.6	5.6	2.7	2.3	3.6	1.9	2.2	3.2	2.6	2.9	2.6	2.2	8.4
<i>Item 1290 Subject P02</i>	<i>N</i> 2540	1045	1276	1605	272	536	606	877	521	1797	436	1196	628	235	364	24

MONITORING THE FUTURE

QUESTIONNAIRE FORM 1 2003	TOTAL	SEX		RACE		REGION				COLLEGE PLANS?		ILLICIT DRUG USE: LIFETIME				
		M	F	White	Black	NE	NC	S	W	Yes	No	None	Mari- juana Only	Few Pills	More Pills	Any Her- oin
<i>N (Weighted No. of Cases):</i>	2552	1049	1276	1607	273	538	607	883	524	1800	436	1200	629	235	364	24
<i>% of Weighted Total:</i>	100.0	41.1	50.0	63.0	10.7	21.1	23.8	34.6	20.5	70.6	17.1	47.0	24.6	9.2	14.3	0.9
A006D: The safety of things you own from being stolen or destroyed in your neighborhood, on your job, and in your school?																
7. Completely satisfied	18.0	17.4	18.2	19.7	18.0	15.3	15.5	23.6	14.1	18.7	17.4	18.9	17.4	18.8	16.5	26.4
6.	21.7	21.8	22.1	24.8	14.3	21.0	29.0	17.3	21.1	23.7	18.2	21.6	20.0	26.2	22.4	25.7
5.	17.3	18.8	17.1	19.1	14.7	18.3	19.1	16.5	15.4	18.3	14.8	18.1	17.3	15.2	17.4	4.1
4. Neutral	20.4	20.2	19.4	16.6	27.7	19.7	18.5	22.4	19.8	18.1	24.9	19.9	20.7	15.3	19.6	33.7
3.	11.5	10.1	12.5	10.6	8.8	14.6	9.4	8.7	15.4	11.5	10.5	11.4	12.4	11.5	11.0	8.2
2.	5.2	5.1	5.4	4.9	4.9	4.1	3.9	4.7	8.7	4.8	6.4	4.0	6.5	6.5	6.5	2.0
1. Completely dissatisfied	6.0	6.6	5.3	4.3	11.6	7.0	4.5	6.7	5.6	5.0	7.7	6.0	5.8	6.5	6.6	-
<i>Item 1300 Subject P02</i>	<i>N 2532</i>	<i>1042</i>	<i>1271</i>	<i>1602</i>	<i>270</i>	<i>537</i>	<i>605</i>	<i>872</i>	<i>518</i>	<i>1791</i>	<i>434</i>	<i>1194</i>	<i>625</i>	<i>233</i>	<i>364</i>	<i>24</i>
A006E: Your educational experiences?																
7. Completely satisfied	16.6	15.5	17.2	15.1	27.5	12.0	14.9	21.3	15.5	17.0	15.1	17.9	17.1	12.4	13.5	8.1
6.	26.6	26.2	28.6	31.0	16.8	25.2	33.1	26.3	20.9	29.6	20.6	29.1	24.3	27.4	23.5	32.9
5.	23.4	23.0	23.5	24.0	19.9	26.5	22.9	19.8	26.6	23.9	22.5	22.6	25.5	24.5	23.4	5.5
4. Neutral	18.9	21.1	16.8	16.2	23.0	19.3	17.2	19.5	19.6	16.7	24.2	17.2	19.9	18.3	21.7	26.0
3.	7.2	6.8	7.1	7.5	4.8	6.6	6.6	6.1	10.5	6.6	7.8	6.6	7.2	7.6	8.4	10.7
2.	4.0	3.3	4.5	3.4	3.8	7.1	2.8	3.3	3.1	3.4	6.8	3.4	3.8	6.6	5.4	-
1. Completely dissatisfied	3.3	4.1	2.3	3.0	4.2	3.3	2.4	3.7	3.7	2.9	3.0	3.1	2.2	3.1	4.3	16.7
<i>Item 1310 Subject B01, P02</i>	<i>N 2520</i>	<i>1038</i>	<i>1265</i>	<i>1598</i>	<i>266</i>	<i>534</i>	<i>605</i>	<i>869</i>	<i>512</i>	<i>1784</i>	<i>430</i>	<i>1186</i>	<i>626</i>	<i>231</i>	<i>361</i>	<i>23</i>
A006F: Your friends and other people you spend time with?																
7. Completely satisfied	41.8	41.4	41.8	42.7	42.6	34.6	37.8	50.5	39.3	41.5	43.7	43.8	42.7	31.0	41.4	42.7
6.	30.4	30.5	31.2	32.8	24.1	36.2	35.0	24.0	29.8	31.8	27.4	29.2	28.6	40.5	32.9	19.9
5.	13.0	15.3	11.8	13.0	9.8	13.3	12.9	10.6	16.7	12.4	16.1	13.4	14.5	10.0	10.8	16.2
4. Neutral	9.3	8.3	9.2	6.6	18.5	8.5	9.1	10.5	8.1	9.0	7.9	8.5	9.1	10.0	8.9	15.5
3.	2.8	2.2	2.9	2.6	2.5	3.6	3.1	2.1	2.9	2.7	2.2	2.4	3.1	4.0	3.1	-
2.	1.8	1.6	2.1	1.7	1.5	2.6	1.1	1.8	1.8	1.9	1.4	2.0	1.4	3.3	1.1	5.6
1. Completely dissatisfied	0.9	0.8	1.0	0.7	0.9	1.2	1.0	0.5	1.4	0.7	1.3	0.6	0.7	1.2	1.8	-
<i>Item 1320 Subject M04, P02</i>	<i>N 2537</i>	<i>1042</i>	<i>1276</i>	<i>1603</i>	<i>272</i>	<i>537</i>	<i>606</i>	<i>874</i>	<i>520</i>	<i>1796</i>	<i>433</i>	<i>1196</i>	<i>625</i>	<i>235</i>	<i>364</i>	<i>24</i>
A006G: The way you get along with your parents?																
7. Completely satisfied	28.0	29.6	26.4	27.0	26.9	24.9	23.9	31.8	29.5	26.7	31.2	31.7	27.6	18.6	22.9	19.2
6.	25.0	27.0	23.9	26.5	20.4	29.6	28.3	19.8	24.9	25.7	24.3	25.7	24.1	30.9	20.4	17.2
5.	17.3	16.6	18.7	19.1	16.6	16.2	18.5	16.5	18.4	18.4	16.5	16.1	17.0	21.8	19.1	20.1
4. Neutral	15.1	15.4	14.0	12.8	22.8	16.1	13.3	16.4	13.8	14.8	13.1	13.9	15.1	14.0	19.0	23.6
3.	6.5	4.8	8.3	7.7	4.1	6.8	8.3	6.7	3.5	7.3	4.3	5.7	7.7	5.8	7.5	9.0
2.	4.3	3.5	4.6	3.5	3.9	4.0	3.7	4.4	5.0	4.0	5.2	3.6	5.3	5.2	3.9	4.8
1. Completely dissatisfied	4.0	3.1	4.1	3.5	5.2	2.5	4.0	4.3	4.9	3.1	5.5	3.3	3.2	3.8	7.1	6.0
<i>Item 1330 Subject M03, P02</i>	<i>N 2538</i>	<i>1045</i>	<i>1273</i>	<i>1605</i>	<i>270</i>	<i>537</i>	<i>606</i>	<i>874</i>	<i>521</i>	<i>1794</i>	<i>436</i>	<i>1196</i>	<i>628</i>	<i>235</i>	<i>363</i>	<i>24</i>
A006H: Yourself?																
7. Completely satisfied	30.0	34.5	24.7	26.5	49.3	23.1	26.8	36.9	29.4	27.5	38.3	33.3	31.5	18.1	23.3	16.8
6.	26.3	26.7	27.3	28.6	20.9	28.7	30.7	22.1	25.9	28.2	21.5	27.7	24.4	30.1	22.0	19.2
5.	16.4	16.6	17.3	17.8	10.3	18.9	16.7	14.0	17.4	17.7	12.4	15.0	17.2	21.7	20.1	12.5
4. Neutral	15.4	14.4	16.2	15.5	10.6	15.6	14.6	16.1	14.8	14.9	16.4	16.0	13.9	12.3	17.3	21.2
3.	5.9	3.3	7.7	6.4	3.6	6.2	6.1	5.6	6.2	6.0	5.6	3.9	7.3	9.4	8.6	9.3
2.	3.0	2.0	3.8	3.1	2.1	3.4	3.0	2.7	3.2	3.0	2.8	1.8	3.8	5.8	4.0	3.3
1. Completely dissatisfied	2.9	2.5	3.0	2.1	3.2	4.1	2.2	2.5	3.1	2.7	3.0	2.2	2.0	2.6	4.7	17.8
<i>Item 1340 Subject P01, Q01</i>	<i>N 2530</i>	<i>1045</i>	<i>1267</i>	<i>1602</i>	<i>269</i>	<i>535</i>	<i>603</i>	<i>871</i>	<i>521</i>	<i>1790</i>	<i>435</i>	<i>1188</i>	<i>627</i>	<i>235</i>	<i>363</i>	<i>24</i>
A006I: Your standard of living—the things you have like housing, car, furniture, recreation, and the like?																
7. Completely satisfied	33.0	33.3	32.8	35.0	32.7	29.8	31.8	36.2	32.0	33.2	38.0	36.9	29.1	31.1	31.0	27.0
6.	26.5	27.0	26.3	28.1	23.3	28.7	25.7	24.9	27.9	27.5	20.7	26.5	26.3	28.9	26.6	15.7
5.	17.0	16.2	18.3	18.3	12.9	20.6	19.0	13.6	16.4	16.6	19.3	14.9	18.2	15.2	21.3	24.9
4. Neutral	14.1	14.2	13.3	11.3	19.2	12.0	15.0	15.6	12.6	13.9	11.3	13.2	14.3	13.1	14.8	28.2
3.	5.3	5.3	5.6	4.6	5.5	5.5	5.3	4.8	6.1	5.2	6.3	5.7	6.0	5.2	3.3	-
2.	2.1	2.4	1.7	1.6	2.5	0.9	1.9	2.6	2.6	1.8	2.5	1.3	3.8	3.4	0.7	-
1. Completely dissatisfied	2.0	1.6	2.0	1.0	3.9	2.5	1.2	2.2	2.3	1.7	1.8	1.6	2.2	3.1	2.3	4.2
<i>Item 1350 Subject F01, P02</i>	<i>N 2536</i>	<i>1045</i>	<i>1272</i>	<i>1605</i>	<i>269</i>	<i>537</i>	<i>605</i>	<i>874</i>	<i>521</i>	<i>1794</i>	<i>435</i>	<i>1193</i>	<i>627</i>	<i>235</i>	<i>364</i>	<i>24</i>

DESCRIPTIVE RESULTS: 2003

45

QUESTIONNAIRE FORM 1 2003	TOTAL	SEX		RACE		REGION				COLLEGE PLANS?		ILLICIT DRUG USE: LIFETIME				
		M	F	White	Black	NE	NC	S	W	Yes	No	None	Mari- juana Only	Few Pills	More Pills	Any Her- oin
<i>N (Weighted No. of Cases):</i> <i>% of Weighted Total:</i>	2552 100.0	1049 41.1	1276 50.0	1607 63.0	273 10.7	538 21.1	607 23.8	883 34.6	524 20.5	1800 70.6	436 17.1	1200 47.0	629 24.6	235 9.2	364 14.3	24 0.9
A006J: The amount of time you have for doing things you want to do?																
7. Completely satisfied	13.0	13.1	12.3	12.3	17.4	10.8	12.1	14.1	14.2	11.8	16.4	13.3	12.7	13.9	11.3	11.0
6.	18.3	19.5	17.9	20.2	14.6	15.9	23.3	15.6	19.4	18.1	19.8	18.8	16.9	17.8	19.4	6.3
5.	19.5	24.8	16.6	21.4	17.0	21.8	19.8	17.1	20.5	20.9	16.9	19.2	20.5	21.4	19.1	10.4
4. Neutral	18.7	17.7	17.4	15.6	27.3	19.2	15.8	23.7	13.1	17.3	18.6	19.1	19.5	13.6	15.3	19.0
3.	15.9	12.7	19.1	17.3	10.3	18.8	16.0	13.3	17.3	17.7	11.6	16.0	15.1	18.0	18.1	23.5
2.	7.6	6.1	9.0	7.3	3.8	6.5	7.2	7.1	10.1	7.7	7.7	6.1	8.6	8.3	11.1	11.8
1. Completely dissatisfied	7.0	6.1	7.7	5.8	9.6	6.9	5.8	9.0	5.4	6.5	9.0	7.4	6.6	7.1	5.7	18.0
<i>Item 1360 Subject P02</i>	<i>N 2535</i>	<i>1044</i>	<i>1273</i>	<i>1602</i>	<i>272</i>	<i>536</i>	<i>604</i>	<i>876</i>	<i>520</i>	<i>1793</i>	<i>436</i>	<i>1195</i>	<i>628</i>	<i>235</i>	<i>361</i>	<i>24</i>
A006K: The way you spend your leisure time—recreation, relaxation, and so on?																
7. Completely satisfied	23.1	24.3	21.6	23.8	27.9	19.4	20.6	26.6	23.8	22.8	25.1	23.5	23.9	18.0	23.8	18.1
6.	23.7	25.5	23.4	27.3	14.9	25.7	25.7	22.6	21.4	23.6	27.4	23.9	22.9	26.5	24.3	21.2
5.	18.9	19.4	17.9	19.2	13.8	20.7	22.5	14.1	20.9	20.5	12.7	18.4	17.9	22.6	19.7	21.7
4. Neutral	18.8	17.6	18.8	15.8	27.3	17.4	16.7	22.2	16.9	17.9	18.7	18.0	19.7	17.9	18.4	18.2
3.	8.7	8.3	9.7	8.8	7.4	10.9	8.0	8.1	8.3	8.6	9.1	9.0	8.7	8.5	8.3	14.3
2.	3.7	2.7	4.9	3.2	2.7	4.0	3.7	3.0	4.8	3.8	3.8	3.5	4.5	3.6	3.8	-
1. Completely dissatisfied	3.1	2.1	3.8	2.0	5.8	2.1	2.7	3.4	3.9	2.8	3.2	3.6	2.4	2.9	1.7	6.4
<i>Item 1370 Subject C08, P02</i>	<i>N 2535</i>	<i>1045</i>	<i>1271</i>	<i>1604</i>	<i>269</i>	<i>535</i>	<i>605</i>	<i>874</i>	<i>521</i>	<i>1795</i>	<i>435</i>	<i>1195</i>	<i>626</i>	<i>235</i>	<i>364</i>	<i>24</i>
A006L: Your life as a whole these days?																
7. Completely satisfied	19.4	21.3	17.4	19.7	25.8	16.0	17.3	22.7	19.9	19.2	20.3	22.3	17.0	16.4	16.7	16.1
6.	28.1	29.4	29.2	31.9	23.2	26.6	35.8	24.0	27.6	30.6	23.6	29.6	29.0	26.4	26.7	3.6
5.	21.1	21.6	20.6	22.1	16.6	22.7	20.7	20.1	21.5	21.7	20.5	19.9	21.5	24.3	22.6	19.6
4. Neutral	19.0	17.8	18.8	15.7	22.5	20.4	15.6	22.4	16.1	16.6	22.6	17.3	19.7	17.5	21.2	29.5
3.	6.9	5.3	8.5	6.7	5.5	6.3	6.1	6.2	9.7	6.9	8.5	6.5	7.1	7.7	6.9	18.7
2.	3.2	2.3	3.6	2.3	2.5	5.3	3.1	2.5	2.2	3.3	1.7	2.6	4.4	3.2	2.3	12.4
1. Completely dissatisfied	2.2	2.3	1.8	1.6	3.9	2.7	1.2	2.1	2.9	1.6	2.7	1.8	1.3	4.3	3.6	-
<i>Item 1380 Subject P01</i>	<i>N 2530</i>	<i>1039</i>	<i>1271</i>	<i>1600</i>	<i>270</i>	<i>536</i>	<i>606</i>	<i>871</i>	<i>517</i>	<i>1793</i>	<i>432</i>	<i>1191</i>	<i>629</i>	<i>234</i>	<i>362</i>	<i>22</i>
A006M: The way our national government is operating?																
7. Completely satisfied	7.8	11.1	4.8	9.6	5.3	6.7	5.6	10.9	6.3	6.8	11.5	8.9	6.4	6.5	7.3	4.8
6.	10.5	14.2	7.9	12.7	2.3	11.1	9.3	10.2	12.0	11.5	8.1	11.2	10.0	11.2	10.1	-
5.	18.1	21.9	16.1	22.1	9.0	17.1	23.4	17.3	14.2	19.0	17.1	19.1	19.2	16.9	14.1	8.2
4. Neutral	32.2	26.3	36.6	31.0	33.4	32.3	31.8	34.3	29.2	31.0	34.9	31.8	32.2	28.3	34.0	41.2
3.	11.3	9.5	13.0	10.1	10.9	14.0	10.1	9.4	12.9	11.0	10.0	11.2	10.6	13.3	13.5	7.9
2.	8.3	7.1	8.9	7.2	11.7	8.5	9.3	5.9	10.8	8.8	7.0	6.4	8.9	14.0	9.0	10.9
1. Completely dissatisfied	11.9	9.8	12.8	7.4	27.5	10.4	10.4	12.1	14.7	11.8	11.3	11.4	12.7	9.8	11.9	26.9
<i>Item 1390 Subject H02, K02</i>	<i>N 2533</i>	<i>1040</i>	<i>1273</i>	<i>1602</i>	<i>271</i>	<i>535</i>	<i>603</i>	<i>873</i>	<i>521</i>	<i>1793</i>	<i>435</i>	<i>1191</i>	<i>627</i>	<i>235</i>	<i>364</i>	<i>24</i>
A006N: The amount of fun you are having?																
7. Completely satisfied	20.7	22.1	18.9	20.7	20.6	16.7	20.5	22.3	22.2	19.9	23.0	21.1	20.6	15.6	23.0	16.3
6.	26.1	27.2	25.5	28.9	19.2	25.8	27.5	25.4	26.1	27.1	23.9	26.8	24.1	27.2	26.3	20.3
5.	22.0	23.8	22.1	25.0	16.5	22.9	24.3	19.6	22.2	23.0	22.4	22.7	23.4	22.8	19.8	7.1
4. Neutral	15.5	14.2	16.7	12.3	26.1	16.5	13.4	17.2	14.0	14.9	15.4	16.2	14.2	11.9	14.8	21.8
3.	8.8	6.8	9.8	8.3	8.6	10.1	8.4	8.4	8.5	8.7	8.4	7.2	11.4	12.4	8.1	21.6
2.	3.6	2.7	4.2	2.9	2.5	4.5	3.6	2.2	5.0	3.7	3.9	3.0	3.1	6.2	4.6	6.4
1. Completely dissatisfied	3.3	3.2	2.8	1.9	6.5	3.4	2.3	4.7	2.0	2.7	2.9	3.0	3.2	3.8	3.2	6.4
<i>Item 1400 Subject P02, Q01</i>	<i>N 2541</i>	<i>1046</i>	<i>1275</i>	<i>1606</i>	<i>272</i>	<i>537</i>	<i>606</i>	<i>877</i>	<i>521</i>	<i>1797</i>	<i>436</i>	<i>1196</i>	<i>629</i>	<i>235</i>	<i>364</i>	<i>24</i>
A007: How important is each of the following to you in your life?																
A007A: Being successful in my line of work																
1. Not important	1.9	2.1	1.1	1.8	1.3	3.1	1.1	1.9	1.8	1.6	2.0	1.6	1.6	0.9	1.5	16.6
2. Somewhat important	7.1	7.5	6.1	7.3	5.9	7.8	8.0	7.2	5.0	7.0	6.4	7.1	5.3	9.8	6.7	7.4
3. Quite important	28.9	30.1	28.6	31.8	19.3	28.1	30.9	27.2	29.9	28.6	32.2	29.2	28.8	28.3	31.1	19.8
4. Extremely important	62.1	60.3	64.3	59.1	73.5	60.9	60.0	63.7	63.2	62.8	59.4	62.2	64.4	61.0	60.6	56.2
<i>Item 1410 Subject C06, Q07</i>	<i>N 2510</i>	<i>1033</i>	<i>1259</i>	<i>1592</i>	<i>266</i>	<i>527</i>	<i>603</i>	<i>863</i>	<i>517</i>	<i>1776</i>	<i>428</i>	<i>1187</i>	<i>613</i>	<i>233</i>	<i>360</i>	<i>24</i>

MONITORING THE FUTURE

QUESTIONNAIRE FORM 1 2003	TOTAL	SEX		RACE		REGION				COLLEGE PLANS?		ILLICIT DRUG USE: LIFETIME				
		M	F	White	Black	NE	NC	S	W	Yes	No	None	Mari- juana Only	Few Pills	More Pills	Any Her- oin
<i>N (Weighted No. of Cases):</i>	2552	1049	1276	1607	273	538	607	883	524	1800	436	1200	629	235	364	24
<i>% of Weighted Total:</i>	100.0	41.1	50.0	63.0	10.7	21.1	23.8	34.6	20.5	70.6	17.1	47.0	24.6	9.2	14.3	0.9
A007B: Having a good marriage and family life																
1. Not important	3.7	4.5	2.2	3.5	1.9	4.3	4.0	3.0	3.7	3.2	3.4	2.8	3.2	2.5	3.9	18.0
2. Somewhat important	5.7	7.0	3.7	4.7	6.9	7.9	5.1	6.1	3.7	4.8	6.4	5.2	4.0	5.8	8.6	16.7
3. Quite important	15.8	20.9	11.7	15.6	16.1	16.7	15.5	15.3	15.8	15.4	16.6	13.1	17.6	15.0	22.3	8.0
4. Extremely important	74.8	67.6	82.4	76.2	75.0	71.1	75.4	75.5	76.9	76.6	73.6	78.8	75.2	76.7	65.2	57.3
<i>Item 1420 Subject D03, Q07</i>	<i>N</i> 2508	1029	1263	1594	265	526	603	863	516	1778	427	1186	615	234	358	24
A007C: Having lots of money																
1. Not important	6.3	6.1	5.9	6.6	1.8	8.1	6.8	5.8	4.5	6.3	5.8	6.7	3.0	7.9	7.3	17.3
2. Somewhat important	31.6	25.6	36.8	36.6	15.0	31.6	33.6	29.1	33.5	33.4	31.8	35.2	27.3	32.9	28.2	21.7
3. Quite important	37.3	37.5	39.6	37.3	39.2	35.5	37.5	37.9	37.8	38.5	36.5	36.7	40.8	37.4	35.7	18.8
4. Extremely important	24.8	30.8	17.7	19.5	44.1	24.7	22.0	27.2	24.2	21.8	25.9	21.4	28.9	21.7	28.8	42.2
<i>Item 1430 Subject F01, Q07</i>	<i>N</i> 2506	1030	1261	1596	264	526	600	866	515	1779	425	1185	614	233	360	24
A007D: Having plenty of time for recreation and hobbies																
1. Not important	1.9	1.4	1.9	1.4	1.8	2.1	1.8	2.1	1.7	1.4	3.1	1.8	1.2	2.0	1.3	-
2. Somewhat important	20.4	14.5	25.4	19.2	25.5	21.0	20.6	21.3	17.8	19.7	24.0	20.5	20.1	17.2	20.6	19.4
3. Quite important	46.1	45.8	47.0	49.2	41.9	43.5	52.4	45.0	43.3	47.4	46.0	47.7	44.7	50.6	44.6	44.8
4. Extremely important	31.6	38.3	25.7	30.1	30.8	33.5	25.2	31.6	37.2	31.4	26.9	30.1	33.9	30.3	33.5	35.8
<i>Item 1440 Subject C08, Q07</i>	<i>N</i> 2511	1029	1264	1593	266	527	603	865	516	1778	427	1187	618	232	360	24
A007E: Having strong friendships																
1. Not important	1.8	1.6	0.9	0.9	3.1	2.5	2.3	1.4	1.4	1.3	1.4	1.3	1.3	1.0	2.5	12.3
2. Somewhat important	7.4	8.2	6.2	5.2	13.1	5.8	6.9	8.6	7.7	6.0	10.8	8.0	7.6	5.3	5.7	5.3
3. Quite important	26.5	28.6	24.7	27.0	27.1	29.1	29.1	24.3	24.7	25.8	31.5	25.1	28.2	29.4	27.3	20.4
4. Extremely important	64.2	61.6	68.2	66.9	56.7	62.6	61.8	65.7	66.2	66.8	56.2	65.6	62.8	64.3	64.6	62.1
<i>Item 1450 Subject M04, Q07</i>	<i>N</i> 2509	1030	1262	1594	266	528	601	865	514	1778	425	1186	616	233	359	24
A007F: Being able to find steady work																
1. Not important	1.6	1.9	0.7	1.6	0.4	3.3	1.2	1.1	1.1	1.3	1.1	1.3	0.7	1.4	1.4	6.9
2. Somewhat important	5.7	5.5	4.8	5.3	3.6	6.6	5.1	4.7	7.1	5.0	6.5	5.4	4.7	8.6	6.2	7.1
3. Quite important	27.4	28.3	27.0	28.6	21.6	29.3	29.4	24.9	27.4	28.2	26.3	28.2	27.1	26.5	26.2	33.1
4. Extremely important	65.4	64.3	67.5	64.5	74.5	60.8	64.4	69.4	64.4	65.5	66.1	65.1	67.6	63.5	66.3	52.9
<i>Item 1460 Subject C04, Q07</i>	<i>N</i> 2517	1032	1267	1596	266	529	603	868	516	1782	428	1190	618	234	360	24
A007G: Making a contribution to society																
1. Not important	8.0	11.8	3.8	7.7	3.5	11.2	8.7	6.2	7.1	5.6	14.0	5.1	11.4	4.7	10.5	27.8
2. Somewhat important	32.0	33.4	31.7	33.3	23.6	35.7	29.9	30.8	32.7	30.7	37.1	29.2	34.0	34.9	36.5	34.9
3. Quite important	38.3	35.3	40.5	38.9	41.5	31.9	41.5	39.1	39.7	39.4	37.3	40.3	37.5	37.6	36.0	22.9
4. Extremely important	21.7	19.5	24.0	20.0	31.4	21.2	19.9	23.9	20.5	24.3	11.6	25.3	17.2	22.8	17.0	14.4
<i>Item 1470 Subject O01, Q07</i>	<i>N</i> 2507	1028	1262	1591	265	528	602	862	515	1775	427	1184	614	234	360	24
A007H: Being a leader in my community																
1. Not important	22.8	25.7	19.8	24.4	11.5	26.8	22.2	21.6	21.1	18.8	34.5	19.0	24.2	27.2	27.7	29.2
2. Somewhat important	39.0	38.8	39.7	40.3	36.4	41.7	42.9	34.9	38.4	39.5	39.0	39.6	37.4	38.2	43.5	36.4
3. Quite important	24.5	21.1	27.2	23.3	27.3	19.3	23.5	27.3	26.4	26.7	18.0	25.5	25.6	25.8	19.5	21.4
4. Extremely important	13.8	14.4	13.3	12.0	24.7	12.1	11.4	16.2	14.1	15.0	8.6	15.9	12.8	8.8	9.4	13.0
<i>Item 1480 Subject M05, Q07</i>	<i>N</i> 2507	1032	1259	1589	266	528	603	863	513	1777	426	1185	617	232	357	24
A007I: Being able to give my children better opportunities than I've had																
1. Not important	3.4	4.6	2.0	3.8	0.3	4.0	3.7	2.6	3.7	3.2	2.9	3.6	2.2	2.1	2.8	21.4
2. Somewhat important	7.4	7.8	6.2	8.6	2.4	8.1	8.6	5.8	7.8	6.8	7.4	6.5	6.5	11.6	9.1	4.8
3. Quite important	25.3	26.1	25.2	29.5	14.5	30.1	29.9	21.0	22.5	25.5	25.0	25.7	23.3	28.4	26.6	16.7
4. Extremely important	63.9	61.5	66.5	58.1	82.8	57.8	57.8	70.6	66.1	64.4	64.7	64.2	67.9	57.9	61.5	57.2
<i>Item 1490 Subject Q07</i>	<i>N</i> 2500	1026	1260	1583	264	527	600	861	512	1771	425	1176	617	232	359	24

DESCRIPTIVE RESULTS: 2003

47

QUESTIONNAIRE FORM 1 2003	TOTAL	SEX		RACE		REGION				COLLEGE PLANS?		ILLICIT DRUG USE: LIFETIME				
		M	F	White	Black	NE	NC	S	W	Yes	No	None	Mari- juana Only	Few Pills	More Pills	Any Her- oin
<i>N (Weighted No. of Cases):</i>	2552	1049	1276	1607	273	538	607	883	524	1800	436	1200	629	235	364	24
<i>% of Weighted Total:</i>	100.0	41.1	50.0	63.0	10.7	21.1	23.8	34.6	20.5	70.6	17.1	47.0	24.6	9.2	14.3	0.9
A007J: Living close to parents and relatives																
1. Not important	16.7	18.7	14.3	16.2	20.4	19.0	14.6	17.6	15.5	16.3	16.2	14.4	16.2	16.9	21.0	58.8
2. Somewhat important	37.0	40.5	35.2	38.6	40.8	36.8	45.1	34.1	32.7	38.2	32.3	37.3	38.0	39.1	35.4	13.7
3. Quite important	28.4	26.0	31.0	29.9	21.5	28.8	25.7	27.9	32.0	28.5	32.1	28.9	27.7	28.4	29.6	19.3
4. Extremely important	17.8	14.8	19.5	15.3	17.3	15.4	14.6	20.4	19.8	17.0	19.4	19.4	18.2	15.6	14.0	8.1
<i>Item 1500 Subject M03, Q07</i>	<i>N 2508</i>	<i>1028</i>	<i>1264</i>	<i>1591</i>	<i>265</i>	<i>528</i>	<i>603</i>	<i>862</i>	<i>515</i>	<i>1779</i>	<i>426</i>	<i>1186</i>	<i>615</i>	<i>232</i>	<i>360</i>	<i>24</i>
A007K: Getting away from this area of the country																
1. Not important	47.2	49.2	47.4	51.8	31.1	47.1	46.0	47.9	47.8	47.3	52.3	50.2	47.4	50.2	38.8	35.1
2. Somewhat important	25.1	24.0	25.7	22.4	29.3	28.8	20.7	24.7	26.9	24.9	24.0	26.4	23.0	23.1	26.9	24.8
3. Quite important	13.9	13.1	14.1	13.3	15.7	9.6	19.0	13.0	13.9	14.5	11.5	12.5	15.4	14.7	14.5	13.2
4. Extremely important	13.8	13.6	12.8	12.4	23.8	14.4	14.3	14.3	11.5	13.2	12.2	11.0	14.2	12.1	19.8	26.9
<i>Item 1510 Subject Q07</i>	<i>N 2511</i>	<i>1031</i>	<i>1265</i>	<i>1593</i>	<i>265</i>	<i>527</i>	<i>603</i>	<i>864</i>	<i>516</i>	<i>1782</i>	<i>426</i>	<i>1188</i>	<i>616</i>	<i>233</i>	<i>358</i>	<i>24</i>
A007L: Working to correct social and economic inequalities																
1. Not important	22.5	25.7	19.9	25.2	11.5	26.6	22.0	20.8	21.7	21.0	29.2	19.4	25.0	26.4	24.1	37.0
2. Somewhat important	44.1	42.9	47.0	45.6	40.9	43.5	45.1	42.6	45.9	44.2	46.5	45.8	42.2	41.3	46.3	34.0
3. Quite important	23.3	22.6	23.9	21.6	27.7	20.3	20.7	26.7	24.0	24.3	19.5	23.9	23.7	23.3	21.5	20.0
4. Extremely important	10.1	8.9	9.3	7.5	20.0	9.7	12.2	9.8	8.4	10.6	4.8	10.9	9.0	9.1	8.2	9.0
<i>Item 1520 Subject N02, O01, Q07</i>	<i>N 2503</i>	<i>1029</i>	<i>1258</i>	<i>1590</i>	<i>264</i>	<i>525</i>	<i>603</i>	<i>863</i>	<i>511</i>	<i>1773</i>	<i>427</i>	<i>1181</i>	<i>618</i>	<i>233</i>	<i>358</i>	<i>24</i>
A007M: Discovering new ways to experience things																
1. Not important	7.8	9.4	6.5	8.6	6.6	8.9	7.7	7.9	6.8	7.3	10.9	8.2	8.7	7.9	3.7	7.3
2. Somewhat important	33.6	31.3	36.3	35.5	26.9	34.8	36.6	33.1	29.7	34.4	34.7	36.4	32.7	29.8	30.9	29.0
3. Quite important	36.9	38.5	37.3	36.4	37.7	36.6	35.9	35.4	41.0	37.4	35.8	35.6	35.5	43.8	42.3	40.1
4. Extremely important	21.6	20.8	19.9	19.5	28.8	19.6	19.7	23.7	22.5	20.9	18.6	19.8	23.1	18.5	23.2	23.6
<i>Item 1530 Subject Q07</i>	<i>N 2505</i>	<i>1028</i>	<i>1261</i>	<i>1591</i>	<i>265</i>	<i>527</i>	<i>602</i>	<i>861</i>	<i>515</i>	<i>1777</i>	<i>426</i>	<i>1182</i>	<i>617</i>	<i>233</i>	<i>360</i>	<i>24</i>
A007N: Finding purpose and meaning in my life																
1. Not important	4.3	6.8	2.0	4.6	2.8	5.2	5.3	3.7	3.3	4.3	4.1	4.1	3.9	3.5	4.7	17.4
2. Somewhat important	9.9	12.2	7.7	10.4	5.1	9.8	8.6	10.3	10.8	9.0	13.1	9.6	9.2	8.7	12.7	5.4
3. Quite important	29.1	30.5	27.1	30.9	19.7	32.6	31.0	26.4	27.7	28.2	31.0	27.1	28.7	34.1	32.2	31.3
4. Extremely important	56.7	50.5	63.1	54.1	72.4	52.4	55.1	59.6	58.2	58.5	51.7	59.2	58.2	53.8	50.4	45.9
<i>Item 1540 Subject Q07</i>	<i>N 2511</i>	<i>1031</i>	<i>1263</i>	<i>1594</i>	<i>265</i>	<i>528</i>	<i>602</i>	<i>865</i>	<i>515</i>	<i>1782</i>	<i>427</i>	<i>1187</i>	<i>618</i>	<i>234</i>	<i>359</i>	<i>23</i>
A008: Generally speaking, would you say that most people can be trusted or that you can't be too careful in dealing with people?																
3. Most people can be trusted	19.9	21.4	19.9	22.4	13.6	15.7	20.7	19.8	23.4	22.5	13.6	24.0	15.5	19.5	15.9	19.9
2. Don't know, undecided	29.4	33.8	26.9	30.7	20.1	33.0	32.2	26.3	27.6	30.3	28.1	30.6	32.4	20.8	26.0	17.9
1. Can't be too careful	50.7	44.8	53.2	46.9	66.3	51.4	47.1	53.8	49.0	47.2	58.3	45.4	52.1	59.7	58.1	62.3
<i>Item 1550 Subject Q05</i>	<i>N 2452</i>	<i>1007</i>	<i>1241</i>	<i>1571</i>	<i>254</i>	<i>510</i>	<i>594</i>	<i>841</i>	<i>507</i>	<i>1743</i>	<i>419</i>	<i>1169</i>	<i>599</i>	<i>229</i>	<i>353</i>	<i>20</i>
A009: Would you say that most of the time people try to be helpful or that they are mostly just looking out for themselves?																
3. Try to be helpful	23.1	23.3	24.1	24.6	25.9	21.7	24.9	22.7	23.1	24.1	22.1	27.3	20.1	17.9	18.4	17.7
2. Don't know, undecided	37.2	38.1	35.2	38.1	32.1	38.5	39.5	34.9	37.2	36.6	32.2	33.5	42.0	35.1	40.1	33.1
1. Just looking out for themselves	39.7	38.6	40.8	37.2	42.0	39.8	35.6	42.4	39.8	39.3	45.7	39.2	37.9	47.1	41.5	49.3
<i>Item 1560 Subject Q05</i>	<i>N 2507</i>	<i>1029</i>	<i>1266</i>	<i>1592</i>	<i>266</i>	<i>530</i>	<i>600</i>	<i>866</i>	<i>512</i>	<i>1779</i>	<i>428</i>	<i>1188</i>	<i>613</i>	<i>233</i>	<i>361</i>	<i>24</i>
A010: Do you think most people would try to take advantage of you if they got a chance or would they try to be fair?																
3. Would try to be fair	18.4	19.9	17.1	20.1	11.0	15.1	18.5	19.6	19.8	19.0	14.1	18.8	18.0	14.8	19.4	22.5
2. Don't know, undecided	37.3	36.6	37.7	40.4	25.0	42.0	40.6	33.9	34.2	38.5	33.9	39.5	38.4	36.1	29.1	26.5
1. Would try to take advantage of you	44.2	43.5	45.2	39.5	64.1	42.9	40.8	46.5	45.9	42.5	52.0	41.7	43.6	49.0	51.5	51.0
<i>Item 1570 Subject Q05</i>	<i>N 2504</i>	<i>1028</i>	<i>1262</i>	<i>1589</i>	<i>266</i>	<i>530</i>	<i>600</i>	<i>862</i>	<i>511</i>	<i>1774</i>	<i>428</i>	<i>1182</i>	<i>613</i>	<i>233</i>	<i>361</i>	<i>24</i>

MONITORING THE FUTURE

QUESTIONNAIRE FORM 1 2003	TOTAL	SEX		RACE		REGION				COLLEGE PLANS?		ILLICIT DRUG USE: LIFETIME				
		M	F	White	Black	NE	NC	S	W	Yes	No	None	Mari- juana Only	Few Pills	More Pills	Any Her- oin
<i>N (Weighted No. of Cases):</i>	2552	1049	1276	1607	273	538	607	883	524	1800	436	1200	629	235	364	24
<i>% of Weighted Total:</i>	100.0	41.1	50.0	63.0	10.7	21.1	23.8	34.6	20.5	70.6	17.1	47.0	24.6	9.2	14.3	0.9
A011: These next questions ask your opinions about a number of different topics. How much do you agree or disagree with each statement below?																
A011A: I feel that you can't be a good citizen unless you always obey the law																
1. Disagree	20.7	23.2	17.0	20.1	22.4	21.6	20.0	19.4	22.7	18.0	27.5	15.5	20.2	24.8	33.0	48.9
2. Mostly disagree	21.1	21.9	21.5	22.3	19.4	20.7	22.1	20.8	21.1	22.7	17.4	19.4	24.2	25.2	21.9	3.4
3. Neither	25.3	23.6	26.9	25.7	23.1	26.2	27.3	24.3	23.7	24.9	25.2	24.5	27.4	26.0	22.6	30.1
4. Mostly agree	25.5	23.9	27.4	26.2	23.4	24.9	24.8	26.2	25.7	27.2	21.3	31.8	20.4	20.8	17.6	10.7
5. Agree	7.4	7.3	7.3	5.7	11.7	6.6	5.8	9.3	6.9	7.2	8.6	8.7	7.8	3.2	4.9	6.8
<i>Item 1580 Subject H03</i>	<i>N</i> 2510	1031	1266	1596	265	528	602	868	512	1781	428	1188	616	233	359	24
A011B: I feel good citizens should go along with whatever the government does even if they disagree with it																
1. Disagree	37.3	33.5	40.1	35.8	47.0	41.0	34.3	36.7	37.9	36.3	37.5	33.0	38.1	41.4	47.4	60.2
2. Mostly disagree	25.8	24.3	28.0	27.2	19.9	28.2	29.1	22.4	25.3	27.8	22.0	27.4	25.2	28.3	22.6	14.0
3. Neither	20.5	22.4	18.4	19.6	17.7	19.3	22.6	19.7	20.6	19.6	22.6	20.8	21.6	17.8	16.2	23.2
4. Mostly agree	12.5	14.9	10.7	13.6	11.6	8.7	10.5	16.4	12.4	12.6	13.3	15.2	11.0	9.7	9.4	2.6
5. Agree	3.8	5.0	2.7	3.8	3.8	2.7	3.5	4.8	3.8	3.6	4.6	3.5	4.1	2.8	4.4	-
<i>Item 1590 Subject H03</i>	<i>N</i> 2509	1029	1265	1594	265	529	601	865	514	1781	427	1188	616	233	359	24
A011C: I feel good citizens try to change the government policies they disagree with																
1. Disagree	6.4	6.3	5.9	6.4	6.5	5.2	5.8	7.1	7.3	6.0	8.7	6.1	5.3	5.3	9.2	10.0
2. Mostly disagree	9.3	10.1	8.1	8.7	9.0	8.2	10.2	8.1	11.1	8.7	11.6	8.4	11.0	10.5	8.6	2.4
3. Neither	33.7	32.8	34.5	33.1	35.6	34.1	29.9	38.0	30.3	32.2	36.1	31.3	37.1	31.9	34.3	37.9
4. Mostly agree	30.3	31.2	30.9	31.5	27.5	31.4	34.1	27.1	30.0	31.6	28.3	32.9	28.2	30.7	28.2	26.3
5. Agree	20.4	19.5	20.6	20.2	21.3	21.1	20.0	19.7	21.3	21.5	15.3	21.3	18.4	21.7	19.7	23.4
<i>Item 1600 Subject H03</i>	<i>N</i> 2500	1026	1259	1591	265	525	601	861	513	1773	425	1183	614	233	358	24
A011D: The way people vote has a major impact on how things are run in this country																
1. Disagree	6.9	8.8	5.2	7.0	5.0	9.5	7.2	4.8	7.3	6.8	8.7	6.6	6.1	4.7	9.8	10.0
2. Mostly disagree	9.0	8.5	9.0	9.7	7.6	9.3	11.4	7.1	9.3	9.8	7.1	8.2	7.9	11.7	12.2	25.1
3. Neither	19.5	20.1	17.3	19.2	11.6	20.7	20.0	19.2	18.1	18.3	19.3	19.2	19.7	17.5	17.5	10.6
4. Mostly agree	33.7	33.9	34.5	36.4	28.7	34.1	36.4	30.5	35.4	35.2	28.0	33.5	35.8	37.5	31.5	36.4
5. Agree	30.9	28.7	34.0	27.7	47.1	26.4	25.0	38.4	29.9	29.8	36.9	32.6	30.6	28.6	29.1	18.0
<i>Item 1610 Subject H05, I02</i>	<i>N</i> 2508	1029	1263	1594	266	529	603	866	511	1778	426	1187	614	233	361	24
A011E: People who get together in citizen action groups to influence government policies can have a real effect																
1. Disagree	6.1	8.3	3.9	6.0	5.6	7.3	5.3	5.4	7.0	5.8	7.5	5.1	6.6	4.5	7.9	25.8
2. Mostly disagree	10.4	12.1	8.3	10.7	6.0	12.8	8.1	9.0	13.1	10.0	11.5	9.0	10.3	12.3	14.5	12.0
3. Neither	36.3	36.9	35.1	38.7	27.9	39.2	39.0	36.4	30.2	34.6	37.7	36.0	37.1	35.0	35.9	13.2
4. Mostly agree	31.4	29.9	34.3	31.9	31.5	28.8	33.4	29.3	35.4	33.8	26.8	33.0	30.6	35.0	27.4	31.0
5. Agree	15.7	12.9	18.4	12.6	29.0	11.9	14.3	19.9	14.3	15.8	16.6	16.9	15.5	13.3	14.3	18.1
<i>Item 1620 Subject H03, I02</i>	<i>N</i> 2493	1024	1255	1584	265	522	600	861	511	1770	422	1182	609	233	358	24
A011F: Despite its many faults, our system of doing things is still the best in the world																
1. Disagree	6.4	7.2	5.2	5.4	10.4	6.0	7.0	6.1	6.6	6.3	6.2	6.3	6.7	3.8	7.6	7.1
2. Mostly disagree	9.3	8.7	9.6	7.4	14.6	10.5	10.2	7.5	9.9	9.5	7.8	8.9	8.8	10.3	10.3	10.2
3. Neither	28.7	24.8	30.1	26.0	27.8	31.1	30.6	25.9	28.5	27.2	29.0	26.5	29.5	26.5	32.5	29.0
4. Mostly agree	29.9	27.4	33.2	31.8	28.3	25.3	29.3	33.1	29.8	31.1	28.6	31.1	27.8	32.8	29.8	32.5
5. Agree	25.8	32.0	21.8	29.4	18.9	27.1	22.9	27.4	25.2	25.9	28.4	27.2	27.2	26.6	19.8	21.3
<i>Item 1630 Subject H04</i>	<i>N</i> 2504	1027	1263	1593	265	528	602	862	512	1778	426	1188	613	232	360	24

QUESTIONNAIRE FORM 1 2003	TOTAL	SEX		RACE		REGION				COLLEGE PLANS?		ILLICIT DRUG USE: LIFETIME				
		M	F	White	Black	NE	NC	S	W	Yes	No	None	Mari- juana Only	Few Pills	More Pills	Any Her- oin
<i>N (Weighted No. of Cases):</i>	2552	1049	1276	1607	273	538	607	883	524	1800	436	1200	629	235	364	24
<i>% of Weighted Total:</i>	100.0	41.1	50.0	63.0	10.7	21.1	23.8	34.6	20.5	70.6	17.1	47.0	24.6	9.2	14.3	0.9
A011G: America needs growth to survive, and that is going to require some increase in pollution																
1. Disagree	27.9	27.9	28.1	28.2	28.0	30.4	28.3	25.5	29.1	29.1	24.3	25.9	29.2	31.4	32.4	23.7
2. Mostly disagree	21.3	21.4	23.0	22.9	15.7	23.4	20.5	20.9	20.9	24.4	15.2	21.6	21.1	26.2	20.8	12.3
3. Neither	30.8	27.9	33.5	29.7	33.6	28.4	31.0	32.8	29.7	29.0	34.4	32.7	29.0	27.5	28.9	22.3
4. Mostly agree	13.7	16.6	9.9	13.6	12.8	13.4	15.5	12.5	14.0	12.5	16.1	13.4	15.0	11.8	12.3	15.0
5. Agree	6.2	6.2	5.5	5.5	9.9	4.3	4.9	8.3	6.3	5.1	10.0	6.4	5.7	3.1	5.6	26.8
<i>Item 1640 Subject F04</i>	<i>N</i> 2491	1024	1253	1587	260	526	600	855	511	1764	426	1173	613	233	360	24
A011H: If we just leave things to God, they will turn out for the best																
1. Disagree	19.8	25.3	15.0	21.1	6.2	30.1	18.6	11.5	24.8	20.0	16.9	16.4	21.1	29.9	23.0	36.9
2. Mostly disagree	10.2	13.0	8.0	11.1	4.0	14.2	9.8	6.6	12.5	10.9	9.1	9.6	11.3	10.2	10.9	12.1
3. Neither	24.2	21.8	25.4	25.2	7.0	27.1	27.8	20.2	23.5	23.1	25.3	22.5	23.1	29.9	26.1	11.5
4. Mostly agree	17.8	15.9	19.3	17.6	20.9	14.0	20.8	17.3	18.8	18.1	16.0	18.0	17.9	18.0	17.6	13.8
5. Agree	28.0	23.9	32.2	25.1	61.9	14.6	22.9	44.3	20.4	27.8	32.7	33.5	26.6	11.9	22.4	25.7
<i>Item 1650 Subject I02</i>	<i>N</i> 2494	1027	1255	1590	265	528	597	859	510	1766	427	1175	615	233	359	24
A011I: Going to school has been an enjoyable experience for me																
1. Disagree	9.0	10.4	6.5	8.3	9.0	11.4	7.6	8.2	9.4	6.8	14.2	6.6	8.7	8.6	15.7	35.3
2. Mostly disagree	10.5	11.7	8.8	11.3	5.9	12.6	10.8	9.9	9.1	9.8	11.9	8.9	11.6	15.4	10.6	17.5
3. Neither	21.5	21.4	21.2	21.6	17.5	24.4	22.8	20.6	18.7	20.7	24.0	20.6	22.1	20.9	24.1	5.1
4. Mostly agree	38.3	38.4	39.5	40.4	37.4	36.8	41.0	38.1	36.9	40.2	35.2	39.8	40.0	38.0	33.1	18.5
5. Agree	20.7	18.1	24.0	18.2	30.2	14.8	17.8	23.3	25.9	22.6	14.7	24.2	17.6	17.0	16.5	23.6
<i>Item 1660 Subject B01</i>	<i>N</i> 2507	1031	1263	1596	266	529	601	864	513	1778	428	1188	614	233	361	23
A011J: Doing well in school is important for getting a good job																
1. Disagree	2.9	3.9	1.4	2.6	2.5	4.0	2.1	3.1	2.5	1.9	6.1	2.3	1.8	2.5	5.0	24.9
2. Mostly disagree	3.9	5.2	2.2	3.6	2.8	5.0	3.3	2.9	4.9	3.2	5.0	3.3	2.8	5.4	4.8	4.6
3. Neither	9.2	11.9	5.9	8.9	7.0	9.7	10.2	8.5	8.7	7.2	12.6	7.2	11.2	6.3	11.6	2.6
4. Mostly agree	29.3	32.1	27.8	30.9	23.7	31.1	30.1	27.2	30.0	29.9	29.7	28.2	31.5	33.2	28.7	16.6
5. Agree	54.7	46.9	62.7	54.0	64.0	50.1	54.3	58.3	53.9	57.8	46.6	59.0	52.7	52.6	49.9	51.3
<i>Item 1670 Subject B01</i>	<i>N</i> 2508	1031	1265	1596	266	528	601	864	514	1780	428	1189	615	233	360	24
A012: The next questions ask for your opinions on the effects of using certain drugs and other substances. How much do you think people risk harming themselves (physically or in other ways), if they . . .																
A012A: Smoke one or more packs of cigarettes per day																
1. No risk	3.0	3.5	1.5	2.1	4.8	3.5	2.3	3.7	2.0	2.2	2.6	2.4	2.8	1.0	3.5	5.4
2. Slight risk	3.8	3.2	3.5	3.6	3.2	3.3	4.0	4.7	2.6	2.8	6.7	2.4	3.2	5.6	5.9	13.8
3. Moderate risk	18.4	21.2	15.7	19.0	12.4	18.2	19.3	20.1	14.8	15.8	26.5	15.2	20.5	16.6	27.1	31.8
4. Great risk	71.2	67.8	76.9	73.1	72.4	73.2	71.8	65.7	77.6	76.3	58.4	75.4	70.6	75.2	62.2	49.0
5. Can't say, drug unfamiliar	3.6	4.4	2.5	2.1	7.2	1.8	2.6	5.9	2.9	3.0	5.9	4.6	3.0	1.6	1.3	-
<i>Item 12360 Subject A14a</i>	<i>N</i> 2511	1031	1264	1595	266	530	603	863	516	1780	428	1189	614	234	359	24
A012B: Try marijuana once or twice																
1. No risk	36.7	43.2	28.8	39.9	19.2	46.0	37.8	29.8	37.5	35.4	35.3	16.5	50.5	54.1	65.2	89.4
2. Slight risk	30.6	26.7	35.5	31.7	33.1	28.4	31.7	29.9	32.7	31.3	31.5	32.8	34.0	34.3	18.8	6.8
3. Moderate risk	13.3	11.9	15.3	13.2	15.2	10.6	14.8	14.6	12.3	14.7	9.8	19.6	8.2	5.3	6.7	3.8
4. Great risk	14.8	13.2	16.4	12.3	23.4	10.8	12.9	18.3	15.1	14.4	17.3	24.0	5.4	4.6	8.4	-
5. Can't say, drug unfamiliar	4.6	4.9	4.0	2.9	9.1	4.2	2.7	7.4	2.4	4.2	6.1	7.1	2.0	1.7	0.9	-
<i>Item 12370 Subject A14a</i>	<i>N</i> 2512	1033	1264	1595	267	529	603	864	516	1783	428	1188	618	234	358	24
A012C: Smoke marijuana occasionally																
1. No risk	15.3	17.6	10.8	14.8	11.3	20.0	14.3	13.7	14.4	12.6	18.4	4.3	19.9	20.1	35.5	57.7
2. Slight risk	28.2	30.4	26.7	32.3	16.9	36.8	26.7	24.3	27.9	28.6	24.5	18.3	38.1	46.0	37.1	29.8
3. Moderate risk	29.0	26.2	33.4	30.3	31.1	23.5	35.0	27.7	29.8	31.3	27.2	33.5	29.0	27.3	16.9	3.4
4. Great risk	22.7	20.9	24.7	19.6	31.2	15.2	20.9	27.2	24.9	23.2	23.1	36.5	11.1	4.8	9.4	9.1
5. Can't say, drug unfamiliar	4.8	4.9	4.4	2.9	9.4	4.5	3.2	7.1	3.0	4.3	6.8	7.4	1.8	1.7	1.2	-
<i>Item 12380 Subject A14a</i>	<i>N</i> 2512	1033	1266	1596	267	530	602	865	515	1784	427	1190	617	233	358	24

MONITORING THE FUTURE

QUESTIONNAIRE FORM 1 2003	TOTAL	SEX		RACE		REGION				COLLEGE PLANS?		ILLICIT DRUG USE: LIFETIME				
		M	F	White	Black	NE	NC	S	W	Yes	No	None	Mari- juana Only	Few Pills	More Pills	Any Her- oin
<i>N (Weighted No. of Cases):</i>	2552	1049	1276	1607	273	538	607	883	524	1800	436	1200	629	235	364	24
<i>% of Weighted Total:</i>	100.0	41.1	50.0	63.0	10.7	21.1	23.8	34.6	20.5	70.6	17.1	47.0	24.6	9.2	14.3	0.9
A012D: Smoke marijuana regularly																
1. No risk	8.0	9.2	4.8	7.3	8.8	8.4	8.0	9.4	5.3	5.4	12.7	2.7	8.0	8.4	20.6	34.1
2. Slight risk	11.8	13.5	9.2	11.9	8.3	16.8	8.1	10.8	12.6	10.6	12.4	4.4	17.2	16.0	23.7	33.9
3. Moderate risk	22.2	24.8	20.9	25.2	13.6	28.3	23.0	17.0	23.8	23.3	17.6	15.2	31.7	32.6	25.0	20.5
4. Great risk	53.1	47.4	60.8	52.4	60.4	42.2	57.6	55.3	55.3	56.5	50.1	70.3	41.1	40.6	29.6	11.5
5. Can't say, drug unfamiliar	4.9	5.1	4.3	3.1	9.0	4.3	3.3	7.5	3.0	4.1	7.2	7.4	1.9	2.3	1.2	-
<i>Item 12390 Subject A14a</i>	<i>N</i> 2504	1027	1261	1594	262	529	600	861	513	1776	425	1185	614	234	359	24
A012E: Try cocaine in powder form once or twice																
1. No risk	6.4	7.4	4.0	5.4	4.4	7.0	5.7	6.5	6.6	5.4	4.8	3.1	5.7	8.3	13.3	36.5
2. Slight risk	17.4	19.3	15.4	18.7	7.8	18.1	18.4	16.2	17.7	16.9	19.8	13.9	16.5	26.3	25.0	24.9
3. Moderate risk	24.5	23.7	25.9	26.2	18.4	27.0	25.5	19.5	29.3	24.9	23.8	24.1	23.1	30.6	26.0	20.3
4. Great risk	43.0	41.3	47.0	42.8	55.9	40.9	43.9	45.8	39.5	45.6	38.4	49.6	45.4	30.0	31.4	13.1
5. Can't say, drug unfamiliar	8.6	8.3	7.7	7.0	13.5	7.0	6.5	12.0	6.9	7.2	13.2	9.3	9.2	4.8	4.3	5.3
<i>Item 12501 Subject A14a</i>	<i>N</i> 2509	1032	1261	1595	266	526	602	866	515	1779	428	1187	617	233	359	24
A012F: Take cocaine powder occasionally																
1. No risk	3.4	4.4	1.7	2.5	4.8	4.1	3.2	3.1	3.3	2.5	3.5	2.4	2.0	3.1	5.5	22.9
2. Slight risk	4.6	5.3	3.0	4.4	2.5	4.5	4.5	5.3	3.7	3.5	6.3	1.7	4.1	6.1	12.6	14.5
3. Moderate risk	22.3	22.4	22.8	23.8	11.3	24.3	24.1	19.2	23.2	23.0	22.1	19.4	21.2	27.9	30.9	30.2
4. Great risk	61.1	59.4	64.8	62.2	67.8	59.9	61.7	60.3	62.7	64.0	54.2	67.1	63.3	58.4	45.9	27.1
5. Can't say, drug unfamiliar	8.7	8.6	7.7	7.1	13.6	7.2	6.5	12.1	7.1	7.0	13.9	9.2	9.4	4.5	5.1	5.3
<i>Item 12502 Subject A14a</i>	<i>N</i> 2507	1032	1261	1594	266	527	602	862	515	1779	428	1185	618	234	358	24
A012G: Take cocaine powder regularly																
1. No risk	3.0	3.7	1.6	2.0	4.4	3.3	2.8	3.2	2.6	2.4	2.8	2.3	2.2	2.9	4.1	10.6
2. Slight risk	1.0	1.1	0.4	0.5	1.2	0.7	0.8	1.6	0.4	0.6	1.0	0.6	0.4	0.3	2.6	5.4
3. Moderate risk	4.8	5.1	3.5	4.8	1.7	4.8	5.5	4.9	4.0	3.6	7.5	1.9	3.7	9.0	12.0	31.3
4. Great risk	82.4	81.3	87.0	85.6	79.5	84.0	84.0	78.7	85.3	86.3	75.3	85.8	84.4	83.5	75.7	52.7
5. Can't say, drug unfamiliar	8.8	8.8	7.6	7.1	13.1	7.2	6.8	11.7	7.6	7.1	13.4	9.3	9.3	4.4	5.6	-
<i>Item 12503 Subject A14a</i>	<i>N</i> 2505	1030	1261	1594	267	527	602	863	513	1779	427	1188	617	233	358	22
A012H: Try "crack" cocaine once or twice																
1. No risk	5.1	5.1	3.5	4.1	4.4	4.9	4.1	5.7	5.4	4.4	4.4	2.9	3.9	8.2	8.4	24.5
2. Slight risk	13.5	14.1	12.9	14.4	8.2	13.4	15.0	12.2	14.2	13.8	13.5	12.1	13.9	18.9	15.0	6.1
3. Moderate risk	21.6	21.1	23.4	23.2	14.3	27.0	23.4	15.7	23.7	21.9	21.8	20.8	18.6	27.9	24.7	33.6
4. Great risk	49.6	49.6	51.3	49.8	59.5	46.3	49.4	52.8	47.9	51.5	45.7	53.2	53.5	38.2	44.7	30.6
5. Can't say, drug unfamiliar	10.2	10.1	9.0	8.5	13.6	8.4	8.1	13.6	8.8	8.5	14.5	10.9	10.1	6.7	7.1	5.3
<i>Item 12504 Subject A14a</i>	<i>N</i> 2503	1029	1259	1591	266	526	603	861	514	1778	427	1182	617	233	359	24
A012I: Take "crack" cocaine occasionally																
1. No risk	2.9	3.7	1.3	2.1	3.8	3.0	2.9	3.2	2.3	2.2	3.7	2.2	1.9	2.8	3.8	10.1
2. Slight risk	2.4	2.1	2.0	1.9	2.0	2.2	2.5	2.5	2.5	2.2	1.9	1.3	1.6	3.9	4.9	18.5
3. Moderate risk	17.5	15.8	19.1	18.5	10.2	19.3	19.6	15.0	17.3	18.0	16.2	15.0	17.2	21.8	23.6	14.2
4. Great risk	67.0	68.1	68.7	68.7	70.9	67.1	66.9	65.8	69.1	69.1	63.5	70.6	68.9	65.0	60.9	52.0
5. Can't say, drug unfamiliar	10.2	10.3	8.9	8.8	13.2	8.4	8.1	13.6	8.8	8.6	14.7	10.9	10.4	6.5	6.8	5.3
<i>Item 12505 Subject A14a</i>	<i>N</i> 2510	1033	1261	1595	267	528	601	865	515	1781	428	1188	618	233	359	24
A012J: Take "crack" cocaine regularly																
1. No risk	2.9	3.6	1.3	2.1	3.7	3.4	2.6	3.2	2.3	2.2	3.6	2.3	2.2	2.6	3.4	10.1
2. Slight risk	1.1	1.1	0.7	0.6	1.4	0.8	1.4	1.3	0.7	0.6	1.3	0.5	0.6	2.3	3.0	2.4
3. Moderate risk	2.3	1.9	2.0	2.1	1.2	2.6	2.7	1.8	2.2	1.8	2.4	1.1	1.2	2.8	5.5	16.0
4. Great risk	83.5	83.0	87.1	86.5	80.8	84.8	85.1	80.3	85.5	86.9	77.8	85.4	85.4	85.9	80.6	66.2
5. Can't say, drug unfamiliar	10.3	10.3	9.0	8.6	12.9	8.4	8.3	13.3	9.3	8.5	14.9	10.7	10.7	6.4	7.4	5.3
<i>Item 12506 Subject A14a</i>	<i>N</i> 2500	1028	1259	1591	264	528	601	856	514	1774	425	1183	613	232	359	24
A012K: Try one or two drinks of an alcoholic beverage (beer, wine, liquor)																
1. No risk	48.3	52.0	44.3	53.2	27.9	55.6	51.8	41.3	48.5	47.2	50.8	32.9	59.3	66.8	69.3	72.9
2. Slight risk	32.1	28.9	36.1	33.2	32.3	30.3	30.9	33.5	32.9	33.6	28.7	40.3	26.3	26.7	21.6	16.7
3. Moderate risk	8.3	8.1	9.1	6.5	15.6	7.4	7.8	10.1	6.9	8.9	6.4	11.5	7.2	3.4	3.0	-
4. Great risk	8.4	8.2	8.3	5.9	16.8	4.5	7.1	10.9	9.8	7.8	11.0	11.2	5.8	3.1	5.9	3.3
5. Can't say, drug unfamiliar	2.8	2.8	2.2	1.2	7.4	2.2	2.3	4.2	1.8	2.5	3.1	4.0	1.4	-	0.3	7.1
<i>Item 12510 Subject A14a</i>	<i>N</i> 2509	1033	1262	1595	267	530	601	863	514	1780	426	1188	616	233	359	24

DESCRIPTIVE RESULTS: 2003

51

QUESTIONNAIRE FORM 1 2003	TOTAL	SEX		RACE		REGION				COLLEGE PLANS?		ILLICIT DRUG USE: LIFETIME				
		M	F	White	Black	NE	NC	S	W	Yes	No	None	Mari- juana Only	Few Pills	More Pills	Any Her- oin
<i>N (Weighted No. of Cases):</i>	2552	1049	1276	1607	273	538	607	883	524	1800	436	1200	629	235	364	24
<i>% of Weighted Total:</i>	100.0	41.1	50.0	63.0	10.7	21.1	23.8	34.6	20.5	70.6	17.1	47.0	24.6	9.2	14.3	0.9
A012L: Take one or two drinks nearly every day																
1. No risk	14.4	19.5	9.1	15.4	8.9	18.8	12.3	14.8	11.9	12.2	19.6	7.7	19.4	16.0	24.6	33.4
2. Slight risk	30.6	32.9	28.5	33.9	19.7	36.3	32.5	27.0	28.3	29.3	35.4	24.7	34.9	36.4	39.2	41.5
3. Moderate risk	32.0	28.5	35.8	32.8	30.4	29.6	33.9	30.2	35.1	34.5	25.6	36.3	28.1	38.3	23.6	15.3
4. Great risk	19.8	15.9	24.1	16.4	32.9	13.3	18.7	22.9	22.6	21.0	15.6	27.0	15.9	8.1	12.2	2.6
5. Can't say, drug unfamiliar	3.2	3.2	2.5	1.5	8.1	2.0	2.5	5.1	2.0	2.9	3.9	4.2	1.7	1.3	0.5	7.1
<i>Item 12520 Subject A14a</i>	<i>N</i> 2512	1033	1266	1597	267	530	602	864	516	1784	428	1190	618	234	358	24
A012M: Take four or five drinks nearly every day																
1. No risk	5.5	7.1	2.6	5.1	4.2	5.5	5.5	6.6	3.7	3.7	7.8	3.5	5.5	5.1	9.1	11.6
2. Slight risk	9.0	11.6	6.1	9.9	3.0	9.9	8.1	9.8	7.8	7.2	14.6	4.8	12.3	11.2	14.9	19.1
3. Moderate risk	24.8	27.2	23.5	27.7	16.1	30.2	28.1	20.5	22.4	24.3	28.2	20.2	31.1	26.0	30.9	41.7
4. Great risk	57.3	50.8	65.1	55.7	68.0	52.1	55.9	57.5	63.7	61.9	44.5	67.0	49.3	56.4	44.2	27.6
5. Can't say, drug unfamiliar	3.5	3.3	2.8	1.5	8.6	2.3	2.4	5.5	2.4	2.8	4.8	4.6	1.9	1.3	0.9	-
<i>Item 12530 Subject A14a</i>	<i>N</i> 2505	1030	1264	1592	267	527	602	861	514	1779	425	1188	615	234	356	22
A012N: Have five or more drinks once or twice each weekend																
1. No risk	10.6	13.8	6.0	10.4	8.0	12.2	12.1	9.9	8.2	8.6	13.0	5.6	12.6	12.0	18.4	28.1
2. Slight risk	16.5	18.7	14.4	19.0	4.1	19.3	17.8	13.7	16.7	16.3	16.7	9.9	22.4	19.6	25.6	26.5
3. Moderate risk	26.6	25.2	28.4	28.1	22.2	30.7	27.6	24.6	24.5	27.4	26.7	25.4	30.2	29.6	23.9	20.3
4. Great risk	43.1	38.9	48.5	40.9	57.3	35.7	40.3	46.5	48.1	44.6	40.6	54.8	33.0	36.8	31.1	25.0
5. Can't say, drug unfamiliar	3.3	3.3	2.7	1.6	8.4	2.2	2.3	5.3	2.5	3.2	3.0	4.3	1.8	1.8	1.0	-
<i>Item 12540 Subject A14a</i>	<i>N</i> 2504	1032	1262	1595	265	529	601	861	514	1780	427	1187	616	234	357	24
A012O: Try heroin once or twice without using a needle																
1. No risk	3.7	4.7	1.8	2.8	4.5	4.0	3.0	4.2	3.2	2.9	4.5	2.4	2.9	3.7	5.3	19.2
2. Slight risk	6.7	5.9	7.2	7.1	4.7	6.3	6.7	7.2	6.2	6.5	7.5	6.0	4.9	8.5	9.7	27.0
3. Moderate risk	17.1	17.1	17.3	18.4	8.9	21.0	19.4	12.5	18.0	17.8	14.4	14.5	17.7	27.0	17.8	16.5
4. Great risk	58.9	59.0	61.2	60.1	63.3	57.7	58.4	59.7	59.5	60.4	57.4	62.1	61.3	51.9	56.5	32.1
5. Can't say, drug unfamiliar	13.7	13.3	12.5	11.6	18.5	11.0	12.5	16.4	13.2	12.5	16.1	15.0	13.2	8.9	10.7	5.3
<i>Item 29600 Subject A14a</i>	<i>N</i> 2507	1032	1262	1594	267	528	603	863	514	1780	428	1189	615	234	357	24
A012P: Take heroin occasionally without using a needle																
1. No risk	3.3	4.3	1.6	2.5	4.8	3.6	2.9	3.9	2.5	2.5	4.2	2.4	2.3	3.1	4.0	16.8
2. Slight risk	1.4	1.8	1.0	1.1	1.1	2.1	2.1	0.6	1.2	1.1	1.6	0.5	1.2	2.8	3.5	6.4
3. Moderate risk	8.7	7.1	9.8	9.0	6.5	10.5	9.3	6.9	9.3	9.0	7.9	8.8	7.1	9.6	9.2	24.3
4. Great risk	73.0	73.8	75.1	76.0	69.9	73.1	73.0	72.6	73.9	75.0	70.0	73.6	76.0	75.5	72.7	47.3
5. Can't say, drug unfamiliar	13.5	13.0	12.5	11.4	17.7	10.7	12.7	16.1	13.1	12.2	16.3	14.8	13.4	8.9	10.6	5.3
<i>Item 29610 Subject A14a</i>	<i>N</i> 2508	1033	1262	1595	267	528	603	863	515	1780	427	1187	617	234	358	24
A013: How difficult do you think it would be for you to get each of the following types of drugs, if you wanted some?																
A013A: Marijuana																
1. Probably impossible	3.4	2.7	3.5	1.4	8.1	3.1	3.0	4.6	2.2	3.0	2.9	5.4	0.8	1.1	1.1	7.1
2. Very difficult	2.5	2.4	2.6	2.3	2.5	1.2	2.5	2.9	3.2	2.8	0.9	4.1	0.6	1.7	0.8	-
3. Fairly difficult	4.6	5.0	4.6	4.5	3.3	4.4	4.3	4.6	5.3	4.5	5.5	5.9	2.9	2.1	4.8	4.0
4. Fairly easy	24.1	23.1	26.3	25.1	18.4	21.1	25.9	23.9	25.5	25.6	23.3	33.1	19.0	18.1	9.3	9.1
5. Very easy	65.4	66.9	63.0	66.7	67.7	70.3	64.3	64.1	63.8	64.1	67.4	51.5	76.7	77.1	83.9	79.9
<i>Item 6750 Subject A03a</i>	<i>N</i> 2492	1025	1255	1590	262	527	598	857	510	1770	427	1177	617	232	357	24
A013B: "Crack" cocaine																
1. Probably impossible	9.8	10.3	9.5	7.4	18.0	7.8	7.7	12.5	9.7	8.5	13.7	11.6	9.6	6.9	5.2	7.3
2. Very difficult	15.6	18.7	13.7	16.5	12.9	18.5	13.9	15.6	14.8	17.7	9.6	17.2	15.3	13.6	13.3	8.8
3. Fairly difficult	31.1	31.7	31.2	34.0	17.9	31.5	37.1	26.5	31.5	32.7	27.1	31.6	35.7	32.1	23.9	20.6
4. Fairly easy	27.4	23.4	31.4	29.9	19.8	28.1	30.1	25.6	26.8	27.4	30.5	28.3	23.3	32.7	31.8	14.8
5. Very easy	16.0	15.9	14.1	12.2	31.5	14.1	11.1	19.8	17.2	13.7	19.1	11.3	16.1	14.7	25.8	48.5
<i>Item 6811 Subject A03a</i>	<i>N</i> 2485	1025	1250	1588	260	526	596	854	509	1766	427	1175	616	230	356	24

QUESTIONNAIRE FORM 1 2003	TOTAL	SEX		RACE		REGION				COLLEGE PLANS?		ILLICIT DRUG USE: LIFETIME				
		M	F	White	Black	NE	NC	S	W	Yes	No	None	Mari- juana Only	Few Pills	More Pills	Any Her- oin
<i>N (Weighted No. of Cases):</i> <i>% of Weighted Total:</i>	2552 100.0	1049 41.1	1276 50.0	1607 63.0	273 10.7	538 21.1	607 23.8	883 34.6	524 20.5	1800 70.6	436 17.1	1200 47.0	629 24.6	235 9.2	364 14.3	24 0.9
A013C: Cocaine powder																
1. Probably impossible	10.7	10.7	10.6	7.6	21.3	10.8	8.2	13.0	9.9	9.5	14.6	13.6	11.2	6.3	2.9	7.3
2. Very difficult	16.9	20.2	14.9	18.1	14.0	18.4	15.8	15.5	18.7	18.4	12.0	19.0	17.7	15.6	11.6	4.0
3. Fairly difficult	27.3	25.9	29.2	29.5	21.4	21.2	33.8	26.7	26.8	29.1	25.0	29.5	29.7	22.4	19.3	14.2
4. Fairly easy	27.6	24.9	30.8	30.3	17.5	31.3	29.4	24.4	27.1	28.6	27.3	26.5	26.1	37.2	31.6	12.2
5. Very easy	17.5	18.3	14.4	14.5	25.9	18.3	12.8	20.4	17.5	14.4	21.0	11.4	15.4	18.5	34.7	62.3
<i>Item 6812 Subject A03a</i>	<i>N</i> 2484	1025	1249	1589	258	527	596	852	509	1764	427	1176	613	230	357	24
The following questions are about CIGARETTE SMOKING.																
B001: Have you ever smoked cigarettes?																
1. Never—GO TO Q.B006	46.9	45.8	49.8	45.3	58.6	42.8	43.2	48.4	52.8	51.1	38.9	75.0	21.4	24.4	17.1	19.9
2. Once or twice	23.0	24.2	22.5	21.4	32.0	22.3	24.9	22.0	23.1	23.9	20.3	16.4	35.6	30.9	15.6	23.6
3. Occasionally but not regularly	10.8	12.0	10.1	11.8	5.7	11.8	10.9	10.8	9.9	10.9	11.2	4.8	16.7	18.1	17.8	-
4. Regularly in the past	6.0	5.7	5.7	7.3	1.0	6.6	6.5	5.8	5.0	4.5	9.0	2.2	6.6	12.5	12.3	12.9
5. Regularly now	13.4	12.2	11.8	14.2	2.7	16.5	14.6	13.0	9.1	9.6	20.6	1.5	19.7	14.2	37.2	43.6
<i>Item 760 Subject A01a</i>	<i>N</i> 2483	1022	1252	1590	260	529	597	851	505	1767	422	1171	614	232	356	24
B002: How frequently have you smoked cigarettes during the past 30 days?																
1. Not at all	53.3	53.1	58.0	52.2	80.3	47.2	56.2	52.6	58.3	59.5	44.8	72.2	57.5	57.7	26.9	33.1
2. Less than one cigarette per day	15.3	18.1	13.5	15.7	8.4	16.8	13.5	15.0	16.7	16.9	13.5	17.3	13.0	14.7	18.9	6.4
3. One to five cigarettes per day	14.1	12.1	15.0	13.7	7.4	15.9	13.8	12.5	15.4	11.8	18.8	6.3	15.1	17.1	18.5	14.5
4. About one-half pack per day	10.1	11.6	7.6	11.5	2.5	11.1	9.2	11.7	7.2	7.8	14.0	3.1	8.1	6.8	21.5	28.8
5. About one pack per day	5.4	3.7	4.2	5.2	0.4	7.8	5.5	5.8	1.6	2.5	6.7	0.5	4.4	3.6	11.3	5.0
6. About one and one-half packs per day	0.9	0.6	1.3	1.3	-	1.2	0.6	1.3	-	0.8	1.9	0.3	1.2	-	1.5	-
7. Two packs or more per day	0.8	0.8	0.4	0.4	0.9	-	1.2	1.0	0.9	0.7	0.3	0.3	0.5	-	1.3	12.2
<i>Item 780 Subject A01c</i>	<i>N†</i> 1318	553	628	870	107	302	339	438	238	864	258	291	483	174	295	19
B003: To be more precise, during the past 30 days about how many cigarettes have you smoked per day?																
01. None	52.8	52.3	57.9	51.6	81.7	47.5	55.6	52.3	56.8	59.2	44.0	73.1	56.6	56.4	26.9	33.1
02. Less than 1 per day	11.3	13.9	9.6	11.6	6.3	12.7	9.8	10.6	12.9	11.8	10.4	10.4	11.0	11.4	12.6	6.4
03. 1 to 2	7.1	6.8	7.7	6.7	4.5	7.3	6.4	6.2	9.2	7.6	6.6	6.5	6.1	9.9	8.6	3.7
04. 3 to 7	10.6	10.1	10.0	10.6	3.0	10.4	10.6	11.0	9.9	8.7	14.7	4.4	10.4	9.8	16.1	21.8
05. 8 to 12	6.5	7.6	4.9	7.2	1.5	9.7	5.5	5.4	5.6	5.2	8.8	3.9	5.2	4.5	12.0	15.1
06. 13 to 17	4.3	4.3	2.6	4.8	-	5.9	4.2	4.5	1.9	1.9	6.7	0.2	3.6	3.7	10.1	3.4
07. 18 to 22	2.1	1.2	2.4	2.4	-	2.4	1.7	2.9	0.8	1.6	2.4	-	2.0	1.3	4.3	5.0
08. 23 to 27	1.1	1.1	1.0	1.3	1.3	0.7	0.8	2.1	0.4	0.6	1.9	0.7	0.8	-	3.0	-
09. 28 to 32	0.2	0.2	0.2	0.3	-	-	0.3	0.1	0.5	0.2	0.4	-	0.4	-	0.3	-
10. 33 to 37	0.2	0.2	0.1	0.1	-	0.3	0.5	-	-	0.1	0.4	0.4	0.1	0.6	-	-
11. 38 or more	3.8	2.3	3.8	3.5	1.6	3.2	4.6	4.7	1.8	3.1	3.6	0.6	3.8	2.5	6.0	11.6
<i>Item 781 Subject A01d</i>	<i>N†</i> 1317	553	626	870	107	304	338	439	236	863	258	292	481	174	296	19
B004A: Have you ever tried to stop smoking and found that you could not?																
1. Yes	18.4	17.8	16.6	18.7	3.6	19.0	16.4	20.5	16.9	13.8	24.4	9.9	15.4	19.6	30.0	30.1
2. No	81.6	82.2	83.4	81.3	96.4	81.0	83.6	79.5	83.1	86.2	75.6	90.1	84.6	80.4	70.0	69.9
<i>Item 1690 Subject A01i</i>	<i>N†</i> 1283	537	613	857	101	299	331	421	233	838	252	275	472	173	292	19
B004B: How many times (if any) have you tried to stop smoking?																
1. None	58.4	57.8	61.5	58.2	76.8	61.0	61.9	53.3	59.4	63.0	51.4	70.8	61.0	56.7	44.0	54.3
2. Once	20.9	22.6	19.9	21.7	18.1	15.8	20.1	25.0	21.1	21.7	22.3	22.1	22.0	17.1	21.4	12.6
3. Twice	11.7	9.5	13.6	13.5	0.7	8.9	11.4	14.2	11.3	9.7	16.9	3.7	9.8	16.8	18.7	20.2
4. 3 to 5 times	7.1	8.0	4.1	5.7	2.7	11.9	5.9	5.2	6.4	4.0	8.6	2.8	5.7	5.5	13.2	12.8
5. 6 to 9 times	1.0	0.8	0.4	0.4	-	0.7	-	1.7	1.5	0.6	-	0.3	0.2	3.3	1.9	-
6. 10 or more times	0.8	1.3	0.4	0.4	1.6	1.8	0.8	0.5	0.3	0.9	0.9	0.2	1.3	0.6	0.8	-
<i>Item 1691 Subject A01i</i>	<i>N†</i> 1263	528	601	846	95	291	328	415	229	820	252	272	457	173	292	19
B004C: Do you want to stop smoking now?																
1. Yes	16.2	13.1	15.4	16.2	3.9	21.0	13.8	17.0	12.0	12.1	23.5	6.9	14.5	16.9	27.4	11.9
2. No	20.6	20.9	18.5	20.6	11.1	19.9	20.0	22.4	19.0	17.2	25.4	9.1	20.7	17.9	30.1	39.7
8. Don't smoke now	63.2	66.0	66.2	63.3	85.0	59.1	66.2	60.6	69.0	70.7	51.1	84.0	64.7	65.2	42.5	48.4
<i>Item 1700 Subject A01i</i>	<i>N†</i> 1294	541	618	853	107	294	333	433	234	854	247	284	479	172	288	19

†=excludes respondents for whom question was inappropriate.

QUESTIONNAIRE FORM 1 2003	TOTAL	SEX		RACE		REGION				COLLEGE PLANS?		ILLICIT DRUG USE: LIFETIME					
		M	F	White	Black	NE	NC	S	W	Yes	No	None	Mari- juana Only	Few Pills	More Pills	Any Her- oin	
<i>N (Weighted No. of Cases):</i>	2552	1049	1276	1607	273	538	607	883	524	1800	436	1200	629	235	364	24	
<i>% of Weighted Total:</i>	100.0	41.1	50.0	63.0	10.7	21.1	23.8	34.6	20.5	70.6	17.1	47.0	24.6	9.2	14.3	0.9	
B005: What brand of cigarettes do you usually smoke? (Brands are in alphabetical order. Mark only one)																	
01. Basic	0.1	0.2	-	0.1	0.5	-	0.2	0.1	-	0.1	-	-	0.1	-	-	-	
02. Benson & Hedges	0.2	0.4	-	-	-	-	-	0.2	1.0	0.3	-	-	-	1.3	-	-	
03. Black & Whites	0.1	0.2	-	0.1	-	-	-	0.3	-	0.1	-	-	-	-	0.4	-	
04. Cambridge	-	-	-	-	-	-	-	-	-	-	-	-	-	-	-	-	
05. Camel	8.0	10.4	5.8	10.1	1.1	7.0	9.0	5.5	12.4	7.3	9.7	3.4	7.3	9.1	12.1	3.6	
06. Capri	0.2	-	0.3	-	-	-	0.5	-	0.2	0.3	-	-	0.3	0.3	-	-	
07. Carlton	0.1	0.3	-	0.2	-	0.6	-	-	-	0.2	-	-	0.3	-	-	-	
08. Doral	0.1	0.3	-	0.2	-	-	0.3	0.2	-	0.1	0.3	-	-	0.4	0.3	-	
09. GPC	0.2	-	0.3	0.2	-	-	0.6	-	-	-	0.8	0.8	-	-	-	-	
10. Kent	0.3	-	0.7	-	-	0.6	-	0.5	-	0.3	0.7	-	0.5	-	0.6	-	
11. Kool	0.7	0.6	0.9	0.7	-	0.6	0.2	0.5	1.8	0.6	0.9	1.6	0.1	1.1	0.2	-	
12. Marlboro	44.0	41.7	46.5	48.1	10.0	39.2	43.6	50.3	38.7	40.1	56.3	37.4	39.3	57.2	53.6	36.7	
13. Merit	-	-	-	-	-	-	-	-	-	-	-	-	-	-	-	-	
14. Misty	0.2	0.4	-	0.2	-	-	0.6	-	-	-	0.8	-	0.4	-	-	-	
15. Monarch	0.1	-	0.2	0.1	-	-	0.4	-	-	-	0.5	-	-	-	0.4	-	
16. More	-	-	-	-	-	-	-	-	-	-	-	-	-	-	-	-	
17. Newport	11.8	7.7	12.7	6.8	40.4	15.0	8.4	15.4	6.1	10.8	10.1	7.9	15.0	8.1	7.9	43.8	
18. Pall Mall	0.8	0.3	0.5	0.5	1.0	0.3	1.7	0.8	-	-	2.0	-	0.8	-	0.3	-	
19. Parliament	2.8	2.7	2.5	3.0	-	4.8	1.6	0.9	5.6	3.3	0.3	0.2	1.9	1.5	6.1	8.7	
20. Salem	0.3	-	0.6	0.1	0.9	0.6	0.4	0.2	-	0.4	-	0.5	0.2	1.0	-	-	
21. Vantage	-	-	-	-	-	-	-	-	-	-	-	-	-	-	-	-	
22. Viginia Slims	0.9	-	1.8	0.5	6.2	0.8	0.2	1.6	0.7	1.2	0.2	3.0	0.3	0.5	0.4	-	
23. Winston	0.2	0.2	0.4	0.1	-	0.8	0.3	-	-	0.3	0.4	0.8	0.2	-	-	-	
24. Other	6.2	7.0	5.6	4.6	10.8	4.9	5.5	6.1	8.9	7.0	3.7	11.5	6.4	1.8	4.3	-	
25. No usual brand	22.8	27.6	21.1	24.3	29.1	24.9	26.7	17.5	24.7	27.7	13.4	33.1	26.8	17.9	13.4	7.2	
<i>Item 30065 Subject A01l</i>	<i>N†</i>	1076	442	521	731	81	239	286	361	190	708	213	218	407	140	255	17
B006: Do you think you will be smoking cigarettes five years from now?																	
1. I definitely will	1.1	1.6	0.3	1.0	0.6	0.7	1.6	0.9	1.1	1.0	1.2	0.2	1.5	0.9	1.8	7.1	
2. I probably will	10.2	9.0	9.9	10.3	3.7	10.5	9.9	11.0	9.0	6.9	18.6	3.1	14.7	10.8	23.3	32.2	
3. I probably will not	20.0	20.4	17.6	19.4	14.9	21.8	19.8	19.8	18.8	19.2	18.8	12.0	24.0	32.0	31.8	24.9	
4. I definitely will not	68.7	69.0	72.2	69.3	80.8	67.1	68.7	68.3	71.2	73.0	61.4	84.8	59.7	56.3	43.0	35.8	
<i>Item 1710 Subject A04a</i>	<i>N</i>	2516	1036	1266	1592	270	531	603	868	515	1785	433	1191	624	234	359	24
The different questionnaire forms used in this study tend to emphasize somewhat different topics. The next major section in this form deals with alcohol and various other drugs. There is a lot of talk these days about these subjects, but very little accurate information. Therefore, we still have a lot to learn about the actual experiences and attitudes of people your age.																	
We hope that you can answer all questions; but if you find one which you feel you cannot answer honestly, we would prefer that you leave it blank.																	
Remember that your answers will be strictly confidential. We never connect them with your name or your class.																	
The next questions are about ALCOHOLIC BEVERAGES, including beer, wine, wine coolers, and liquor.																	
B007: On how many occasions (if any) have you had alcohol to drink—more than just a few sips . . .																	
B007A: . . . in your lifetime?																	
1. 0 occasions	19.7	20.7	19.4	18.6	30.3	15.5	18.6	22.4	20.6	21.9	15.2	37.0	2.0	7.3	1.1	-	
2. 1-2	11.8	8.7	15.0	10.5	18.4	9.4	13.1	12.9	11.1	12.3	11.7	17.1	7.3	8.9	4.4	3.6	
3. 3-5	12.5	11.7	13.7	11.4	18.1	10.7	11.3	14.2	12.8	13.5	10.4	15.9	13.3	7.9	3.7	2.6	
4. 6-9	9.4	7.6	11.5	9.0	11.6	7.7	8.0	11.7	9.0	9.6	10.3	9.5	11.2	10.0	7.3	-	
5. 10-19	11.0	9.6	12.7	12.0	7.8	12.0	11.8	9.6	11.5	10.9	11.9	7.6	17.1	12.6	11.9	9.6	
6. 20-39	11.0	11.4	10.7	12.3	5.6	13.4	10.8	8.9	12.2	10.8	11.9	6.0	17.6	14.2	13.5	9.7	
7. 40 or more	24.6	30.3	17.0	26.2	8.2	31.2	26.3	20.3	22.9	20.9	28.5	6.9	31.4	39.2	58.1	74.5	
<i>Item 810 Subject A01a</i>	<i>N</i>	2449	1009	1242	1568	256	527	584	838	500	1755	412	1178	610	226	349	22

†=excludes respondents for whom question was inappropriate.

QUESTIONNAIRE FORM 1 2003	TOTAL	SEX		RACE		REGION				COLLEGE PLANS?		ILLICIT DRUG USE: LIFETIME				
		M	F	White	Black	NE	NC	S	W	Yes	No	None	Mari- juana Only	Few Pills	More Pills	Any Her- oin
<i>N (Weighted No. of Cases):</i>	2552	1049	1276	1607	273	538	607	883	524	1800	436	1200	629	235	364	24
<i>% of Weighted Total:</i>	100.0	41.1	50.0	63.0	10.7	21.1	23.8	34.6	20.5	70.6	17.1	47.0	24.6	9.2	14.3	0.9
B007B: . . . during the last 12 months?																
1. 0 occasions	29.8	28.8	31.7	27.6	48.5	23.1	26.5	36.2	29.8	31.9	26.6	50.8	9.0	15.4	6.1	12.3
2. 1-2	17.1	15.3	19.3	15.2	22.7	14.6	19.0	17.1	17.5	18.4	14.3	20.9	16.6	11.6	10.0	3.7
3. 3-5	13.0	9.6	16.1	13.0	13.4	12.8	11.9	14.7	11.9	13.0	14.3	10.9	18.1	14.5	10.7	12.7
4. 6-9	10.3	10.3	10.5	11.3	7.6	10.4	11.9	8.6	10.9	9.8	13.1	6.1	16.6	12.9	11.9	12.6
5. 10-19	13.1	14.8	11.7	15.2	5.1	17.3	12.9	9.9	14.1	12.6	14.0	6.1	19.2	21.8	19.6	24.2
6. 20-39	6.9	7.2	5.9	7.2	1.2	8.4	7.2	4.4	8.9	6.3	6.5	3.0	9.8	8.2	14.1	10.4
7. 40 or more	9.9	14.0	4.8	10.5	1.5	13.5	10.5	9.1	6.9	8.0	11.1	2.3	10.7	15.7	27.6	24.1
<i>Item 820 Subject A01b</i>	<i>N</i> 2443	1006	1241	1564	257	527	584	836	497	1755	413	1175	608	227	347	21
B007C: . . . during the last 30 days?																
1. 0 occasions	52.2	48.6	57.1	49.1	73.5	43.3	49.3	59.2	53.2	55.8	46.5	74.4	33.7	37.7	22.7	21.4
2. 1-2	20.1	19.1	22.0	21.0	16.1	22.3	21.4	17.6	20.6	20.2	22.2	16.0	28.1	20.7	19.8	29.4
3. 3-5	11.6	14.0	9.3	13.1	6.7	15.9	12.4	9.2	10.3	11.0	11.7	4.0	19.6	13.0	21.9	14.7
4. 6-9	7.8	8.1	6.6	8.1	1.4	10.2	9.6	5.7	6.8	6.8	9.2	2.8	9.3	17.0	16.1	22.2
5. 10-19	4.5	5.6	3.3	5.1	0.8	4.2	3.3	4.3	6.5	3.9	5.0	2.0	3.9	7.3	11.9	8.0
6. 20-39	1.4	1.5	0.9	1.5	0.4	1.0	2.1	1.3	1.1	1.1	1.2	0.6	2.4	0.8	2.2	4.4
7. 40 or more	2.3	3.1	0.8	2.0	1.2	3.1	1.8	2.7	1.5	1.2	4.3	0.2	3.1	3.6	5.4	-
<i>Item 830 Subject A01c</i>	<i>N</i> 2446	1007	1241	1564	260	524	584	840	497	1753	415	1174	611	229	348	21
IF YOU HAVE NOT HAD ANY BEER, WINE, WINE COOLERS, OR LIQUOR IN THE LAST TWELVE MONTHS, GO TO Q.B016.																
B008: When you used alcohol during the last year, how often did you use it in each of the following situations?																
B008A: When you were alone																
1. Not at all	77.4	71.2	85.6	79.5	82.0	76.2	80.6	76.0	77.1	81.8	68.5	83.6	78.9	78.8	66.5	40.6
2. A few of the times	16.9	20.1	12.0	15.6	12.7	17.8	15.7	16.7	17.7	14.6	20.0	12.7	16.3	16.6	23.2	36.6
3. Some of the times	4.1	6.4	1.9	3.5	4.8	4.6	2.4	5.8	3.3	2.7	8.7	2.1	3.5	4.5	8.3	9.2
4. Most of the times	0.8	1.2	0.2	0.7	0.5	0.5	0.6	0.9	1.2	0.4	1.2	1.0	0.5	-	1.2	5.2
5. Every time	0.8	1.1	0.3	0.7	-	1.0	0.8	0.7	0.7	0.6	1.6	0.6	0.8	-	0.8	8.5
<i>Item 1720 Subject A05a</i>	<i>N†</i> 1713	709	850	1131	134	399	432	532	349	1183	305	564	559	194	327	20
B008B: With just 1 or 2 other people																
1. Not at all	24.0	21.5	27.7	23.0	31.4	19.5	29.1	23.8	23.1	28.2	13.5	36.5	21.9	15.5	12.0	2.8
2. A few of the times	38.7	35.6	43.0	38.9	40.3	39.8	41.8	35.2	38.8	39.3	39.6	35.3	41.8	47.1	36.7	33.1
3. Some of the times	19.1	23.3	13.8	20.2	9.5	24.6	15.3	17.9	19.3	17.0	21.0	10.1	19.3	26.1	30.3	30.8
4. Most of the times	12.2	14.9	8.7	11.9	8.7	10.3	8.6	14.9	14.6	10.1	17.1	10.7	11.4	8.5	15.9	19.9
5. Every time	6.1	4.6	6.8	6.0	10.1	5.9	5.2	8.3	4.2	5.3	8.9	7.3	5.7	2.8	5.1	13.4
<i>Item 1730 Subject A05b</i>	<i>N†</i> 1702	707	844	1126	131	397	430	528	347	1175	305	562	551	194	328	20
B008C: At a party																
1. Not at all	14.5	12.0	17.5	13.0	31.3	13.6	11.1	19.2	12.5	15.4	15.2	24.6	12.1	7.6	4.9	16.2
2. A few of the times	17.3	16.4	18.8	17.1	21.1	12.5	17.3	18.7	20.5	18.0	16.2	21.8	14.6	16.6	15.0	18.5
3. Some of the times	14.3	14.7	13.5	13.2	11.5	9.0	14.8	15.5	17.6	13.4	16.3	13.7	12.9	15.5	15.9	17.1
4. Most of the times	34.0	34.8	34.3	37.1	20.7	43.0	34.9	28.7	30.8	34.0	34.7	25.1	37.3	40.3	43.6	20.4
5. Every time	20.0	22.1	15.9	19.7	15.4	21.9	21.9	17.9	18.6	19.1	17.6	14.8	23.1	20.1	20.6	27.8
<i>Item 1740 Subject A05c</i>	<i>N†</i> 1699	697	850	1120	133	395	426	529	348	1174	302	560	553	192	326	20
B008D: When your date or spouse was present																
1. Not at all	46.9	51.1	45.8	44.0	64.1	40.1	45.3	50.5	51.2	49.9	44.0	62.6	40.6	45.7	33.7	33.4
2. A few of the times	22.2	20.0	23.8	22.7	20.2	23.6	20.8	23.4	20.7	22.1	21.8	17.8	24.8	30.5	22.7	17.6
3. Some of the times	14.1	15.6	12.3	14.9	5.9	15.9	17.6	9.9	14.5	13.5	13.6	7.7	16.9	11.9	20.4	26.5
4. Most of the times	10.1	8.8	10.6	11.2	6.1	13.9	9.1	9.1	8.6	9.6	8.5	7.1	9.4	8.1	16.3	11.6
5. Every time	6.6	4.6	7.6	7.2	3.7	6.5	7.2	7.2	5.0	4.9	12.1	4.7	8.4	3.8	6.9	11.0
<i>Item 1750 Subject A05b</i>	<i>N†</i> 1686	693	841	1110	133	388	425	529	344	1162	302	548	558	190	323	19

†=excludes respondents for whom question was inappropriate.

DESCRIPTIVE RESULTS: 2003

55

QUESTIONNAIRE FORM 1 2003	TOTAL	SEX		RACE		REGION				COLLEGE PLANS?		ILLICIT DRUG USE: LIFETIME				
		M	F	White	Black	NE	NC	S	W	Yes	No	None	Mari- juana Only	Few Pills	More Pills	Any Her- oin
<i>N (Weighted No. of Cases):</i>	2552	1049	1276	1607	273	538	607	883	524	1800	436	1200	629	235	364	24
<i>% of Weighted Total:</i>	100.0	41.1	50.0	63.0	10.7	21.1	23.8	34.6	20.5	70.6	17.1	47.0	24.6	9.2	14.3	0.9
B008E: When people over age 30 were present																
1. Not at all	43.8	43.5	45.0	45.4	54.0	41.8	46.1	44.2	42.8	46.8	37.0	48.3	45.7	39.3	34.0	38.3
2. A few of the times	29.4	28.9	30.0	29.1	26.1	32.4	28.4	28.0	29.1	29.3	30.0	25.9	31.6	33.7	30.6	32.3
3. Some of the times	14.3	14.7	13.3	14.6	3.8	13.2	15.7	14.8	13.3	14.1	12.6	10.0	13.7	17.7	21.0	15.8
4. Most of the times	7.7	7.8	7.8	6.4	12.1	7.0	5.7	8.4	9.9	6.3	12.1	7.8	6.3	6.0	10.9	11.1
5. Every time	4.8	5.1	4.0	4.4	4.0	5.7	4.1	4.6	4.9	3.5	8.2	8.0	2.7	3.3	3.5	2.5
<i>Item 1760 Subject A05b</i>	<i>N†</i> 1703	705	846	1124	134	397	430	528	349	1174	306	562	558	191	326	19
B008F: During the daytime (before 4:00 p.m.)																
1. Not at all	66.7	56.5	77.9	67.9	77.1	59.7	74.4	67.0	64.7	71.3	61.7	80.7	66.8	65.4	46.0	32.6
2. A few of the times	22.6	28.3	16.3	22.6	16.7	28.8	17.0	20.7	25.4	20.7	24.0	12.2	23.9	26.8	34.1	37.8
3. Some of the times	7.8	10.9	4.1	7.0	4.8	8.8	6.6	8.9	6.5	6.2	7.5	5.1	5.3	6.4	16.3	29.6
4. Most of the times	1.3	2.3	0.7	1.3	-	1.9	0.9	1.6	0.8	0.7	3.5	1.2	1.0	1.3	2.4	-
5. Every time	1.5	2.0	1.0	1.2	1.4	0.8	1.1	1.7	2.6	1.1	3.4	0.8	3.0	-	1.2	-
<i>Item 1770 Subject A05c</i>	<i>N†</i> 1703	705	847	1124	134	394	431	529	348	1176	304	561	558	193	325	20
B008G: At your home (or apartment or dorm)																
1. Not at all	43.8	39.3	49.8	43.2	53.3	40.7	45.3	44.3	44.6	46.6	37.9	53.6	44.7	41.2	30.3	18.7
2. A few of the times	28.2	28.5	27.5	29.0	23.1	26.8	27.6	27.1	32.3	28.2	29.0	24.4	26.9	29.0	36.3	39.0
3. Some of the times	13.2	17.2	9.3	14.6	6.5	15.2	17.1	10.8	9.8	12.8	13.0	8.0	13.6	14.2	19.7	26.9
4. Most of the times	8.7	9.6	7.0	7.8	7.9	10.2	4.7	10.6	9.3	7.2	10.7	6.9	8.5	11.0	9.8	2.6
5. Every time	6.0	5.4	6.4	5.5	9.2	7.0	5.2	7.2	4.1	5.2	9.4	7.2	6.4	4.5	3.9	12.8
<i>Item 1780 Subject A05c</i>	<i>N†</i> 1707	705	849	1128	133	397	431	531	348	1178	305	563	558	193	326	20
B008H: At school																
1. Not at all	92.3	90.5	95.1	94.3	92.1	94.0	93.0	93.4	87.9	94.0	91.2	97.7	92.6	93.5	84.1	70.2
2. A few of the times	5.3	7.3	3.5	4.3	7.2	4.3	3.7	4.5	9.7	4.3	6.6	1.6	4.6	6.1	11.6	13.8
3. Some of the times	1.3	1.3	0.7	0.8	0.7	0.3	1.6	1.4	1.9	0.8	1.4	0.7	1.3	0.4	3.3	-
4. Most of the times	0.5	0.4	0.5	0.2	-	0.9	0.7	0.3	-	0.4	0.2	-	1.1	-	-	-
5. Every time	0.6	0.5	0.2	0.2	-	0.5	1.0	0.4	0.5	0.5	0.7	0.1	0.4	-	1.0	16.1
<i>Item 1790 Subject A05c</i>	<i>N†</i> 1705	705	850	1127	134	395	431	530	349	1178	305	563	558	193	325	20
B008I: In a car																
1. Not at all	69.0	67.7	72.0	68.6	76.6	70.9	63.7	69.2	72.9	73.0	64.6	83.0	69.7	62.4	50.5	59.3
2. A few of the times	18.2	18.1	18.0	18.8	16.7	16.4	21.6	17.2	17.4	17.1	17.9	12.0	18.7	25.2	24.7	8.5
3. Some of the times	9.3	11.0	7.5	9.7	3.3	9.0	10.3	10.0	7.6	7.4	12.9	3.5	8.9	8.4	19.1	20.5
4. Most of the times	2.5	2.3	1.7	2.0	2.0	3.7	2.0	2.5	1.6	1.7	2.7	1.1	1.8	3.3	3.9	3.2
5. Every time	1.0	0.9	0.9	0.8	1.4	-	2.4	1.1	0.5	0.7	1.9	0.4	1.0	0.7	1.8	8.5
<i>Item 1810 Subject A05c</i>	<i>N†</i> 1705	705	849	1126	134	396	431	529	349	1176	305	562	558	193	326	20
B008J: At a park or beach																
1. Not at all	68.3	64.8	73.7	68.4	82.1	60.6	76.1	65.4	71.5	72.6	63.5	82.8	66.7	66.5	48.7	54.2
2. A few of the times	17.1	16.9	16.3	17.6	10.3	22.2	13.1	17.3	16.0	14.4	22.1	10.6	20.2	19.6	23.3	5.7
3. Some of the times	9.7	12.3	7.6	10.1	5.2	11.5	7.7	10.7	8.6	9.3	8.3	4.0	9.2	11.3	18.9	23.0
4. Most of the times	3.4	4.3	2.1	3.0	2.3	3.5	2.0	4.6	3.1	2.9	4.1	1.7	3.1	1.7	7.1	8.2
5. Every time	1.5	1.7	0.3	0.9	-	2.2	1.0	2.0	0.8	0.7	2.0	0.9	0.9	0.9	2.0	8.8
<i>Item 30910 Subject A05c</i>	<i>N†</i> 1707	705	850	1126	134	396	431	530	350	1177	305	563	558	193	327	20
B008K: At a bar or restaurant																
1. Not at all	69.1	67.8	73.6	71.1	81.1	61.5	71.4	69.1	74.8	72.6	66.4	76.4	72.4	70.2	53.2	32.5
2. A few of the times	18.0	17.5	16.7	17.4	8.8	24.2	15.9	17.1	14.9	16.8	18.0	14.1	14.2	21.5	28.8	46.1
3. Some of the times	7.8	9.4	6.5	7.6	7.1	7.7	9.0	7.3	7.3	7.6	7.9	6.9	8.1	4.0	11.1	9.1
4. Most of the times	2.9	2.9	2.3	2.2	2.2	2.7	2.7	3.4	2.5	2.1	3.8	1.8	3.0	3.2	3.8	4.8
5. Every time	2.2	2.4	0.9	1.7	0.9	3.9	1.1	3.0	0.5	0.9	4.0	0.9	2.2	1.1	3.1	7.6
<i>Item 30920 Subject A05c</i>	<i>N†</i> 1706	704	850	1127	134	397	431	530	349	1177	305	564	557	193	327	20

†=excludes respondents for whom question was inappropriate.

QUESTIONNAIRE FORM 1 2003	TOTAL	SEX		RACE		REGION				COLLEGE PLANS?		ILLICIT DRUG USE: LIFETIME					
		M	F	White	Black	NE	NC	S	W	Yes	No	None	Mari- juana Only	Few Pills	More Pills	Any Her- oin	
<i>N (Weighted No. of Cases):</i>	2552	1049	1276	1607	273	538	607	883	524	1800	436	1200	629	235	364	24	
<i>% of Weighted Total:</i>	100.0	41.1	50.0	63.0	10.7	21.1	23.8	34.6	20.5	70.6	17.1	47.0	24.6	9.2	14.3	0.9	
B009: What have been the most important reasons for your drinking alcoholic beverages? (Mark all that apply.)																	
A. To experiment—to see what it's like	49.6	44.2	55.3	49.0	61.4	46.2	49.6	52.2	49.5	51.5	45.1	57.9	51.1	45.2	35.9	51.7	
B. To relax or relieve tension	45.0	48.7	41.8	47.4	26.3	51.0	41.9	46.1	40.6	43.3	51.8	31.4	47.5	49.5	59.3	68.8	
C. To feel good or get high	41.0	45.0	37.3	45.5	22.2	50.9	39.9	38.5	35.1	39.2	41.8	20.1	48.4	45.4	59.9	72.3	
D. To seek deeper insights and understanding	5.1	7.0	3.2	4.5	1.4	7.0	5.2	3.0	5.9	5.2	3.5	3.3	3.9	6.4	8.8	9.7	
E. To have a good time with my friends	73.6	73.5	73.7	78.3	51.8	80.0	74.0	69.9	71.3	74.3	67.2	61.8	77.3	84.2	80.9	82.9	
F. To fit in with a group I like	7.3	7.3	7.2	7.3	9.3	8.2	7.9	7.6	5.0	7.2	8.1	7.1	8.2	3.2	7.9	4.0	
G. To get away from my problems or troubles	22.7	21.2	23.0	23.6	14.7	25.0	22.8	23.6	18.8	21.2	27.7	12.9	25.5	22.5	34.1	40.4	
H. Because of boredom, nothing else to do	22.9	25.6	20.1	24.9	18.8	26.1	26.6	21.2	17.3	21.7	24.1	16.2	20.5	23.0	36.7	43.0	
I. Because of anger or frustration	15.3	13.9	15.3	15.1	12.4	15.0	15.3	17.1	12.8	12.5	23.2	9.5	14.9	16.6	24.5	21.7	
J. To get through the day	3.1	4.0	1.7	2.8	1.7	2.6	2.2	4.4	2.4	1.8	6.1	0.9	2.1	1.2	8.8	6.8	
K. To increase the effects of some other drug(s)	6.9	6.9	4.5	6.5	3.2	7.3	5.5	9.4	4.2	4.3	9.0	0.1	3.8	4.6	22.1	48.2	
L. To decrease (offset) the effects of some other drug(s)	1.0	0.8	0.4	0.8	-	1.1	0.5	1.6	0.7	0.4	1.4	0.3	0.1	0.5	3.4	5.7	
M. To get to sleep	6.1	8.3	4.0	6.8	2.1	4.6	4.5	8.6	6.1	4.2	13.9	4.8	3.8	8.0	10.5	7.3	
N. Because it tastes good	41.2	40.5	42.2	40.5	41.5	43.2	40.1	43.4	37.1	40.0	44.5	42.6	38.1	35.7	48.6	59.3	
O. Because I am "hooked"—I feel I have to drink	2.2	2.9	1.4	1.8	1.5	2.8	1.7	2.6	1.3	1.2	4.3	1.1	1.9	1.7	4.0	11.6	
<i>Item 1820-1960 Subject A06a</i>	<i>N†</i>	1672	694	834	1109	127	384	425	516	347	1161	300	543	551	195	323	20
B010: When you drink alcoholic beverages, how high do you usually get?																	
1. Not at all high	21.0	20.3	22.3	17.1	41.2	19.2	19.2	24.0	20.6	22.7	18.1	39.5	14.4	9.5	7.9	18.2	
2. A little high	28.6	24.7	32.5	27.5	31.0	22.7	29.0	30.1	32.4	30.8	23.6	31.2	29.6	24.1	23.6	22.4	
3. Moderately high	37.6	41.0	36.1	42.1	19.8	40.8	39.7	34.3	36.3	37.0	42.4	24.4	43.6	51.9	43.1	38.5	
4. Very high	12.8	14.0	9.0	13.3	8.1	17.3	12.2	11.7	10.6	9.5	16.0	4.8	12.4	14.5	25.4	21.0	
<i>Item 1970 Subject A01e</i>	<i>N†</i>	1691	705	844	1121	131	386	429	527	349	1173	302	562	556	194	321	20
B011: When you drink alcoholic beverages, how long do you usually stay high?																	
1. Usually don't get high	22.3	21.2	23.5	18.1	44.1	20.0	21.2	26.2	20.1	24.3	18.6	41.6	15.4	11.6	8.5	18.2	
2. One to two hours	32.7	29.8	37.0	33.4	26.4	27.8	31.5	34.0	37.4	35.6	26.9	34.7	34.5	27.9	28.8	20.8	
3. Three to six hours	39.1	41.4	35.4	42.8	22.7	45.2	42.4	33.8	36.3	35.6	45.4	20.7	42.9	53.1	55.6	37.1	
4. Seven to 24 hours	5.4	7.0	3.4	5.1	6.4	7.0	4.3	5.0	5.6	4.2	8.0	2.8	6.3	7.0	7.2	21.0	
5. More than 24 hours	0.6	0.6	0.6	0.6	0.4	-	0.6	1.0	0.6	0.3	1.1	0.3	0.9	0.3	-	2.8	
<i>Item 1980 Subject A01f</i>	<i>N†</i>	1681	695	844	1119	129	382	429	524	347	1163	303	554	552	194	323	20
The following questions ask about how much you have to drink on the occasions when you drink alcoholic beverages. For these questions, a "drink" means any of the following: a 12-ounce can (or bottle) of beer, a 4-ounce glass of wine, a 12-ounce bottle (or can) of wine cooler, a mixed drink or shot glass of liquor.																	
B012: Think back over the LAST TWO WEEKS. How many times have you had five or more drinks in a row?																	
1. None	62.0	52.7	73.1	58.2	88.2	57.0	58.4	67.1	64.1	66.4	55.9	80.8	59.2	52.6	40.6	42.9	
2. Once	14.5	16.8	11.3	16.7	3.9	17.7	13.6	11.7	16.2	12.5	18.1	10.1	15.8	17.9	18.2	15.3	
3. Twice	10.1	12.6	7.8	11.7	4.6	12.3	13.8	6.6	8.2	10.1	9.5	4.6	10.8	17.6	14.1	8.0	
4. 3 to 5 times	8.1	11.4	4.4	8.3	2.4	7.3	9.8	7.6	7.5	7.6	6.8	2.9	9.5	4.2	15.3	33.9	
5. 6 to 9 times	3.0	3.8	2.2	3.0	0.9	4.2	2.3	2.8	2.7	2.2	5.0	1.3	2.1	5.5	6.0	-	
6. 10 or more times	2.4	2.8	1.2	2.0	-	1.4	2.0	4.2	1.4	1.1	4.7	0.3	2.6	2.1	5.7	-	
<i>Item 850 Subject A01d</i>	<i>N†</i>	1675	687	844	1111	130	386	420	522	347	1163	296	556	548	193	319	20

†=excludes respondents for whom question was inappropriate.

DESCRIPTIVE RESULTS: 2003

57

QUESTIONNAIRE FORM 1 2003	TOTAL	SEX		RACE		REGION				COLLEGE PLANS?		ILLCIT DRUG USE: LIFETIME				
		M	F	White	Black	NE	NC	S	W	Yes	No	None	Mari- juana Only	Few Pills	More Pills	Any Her- oin
<i>N (Weighted No. of Cases):</i>	2552	1049	1276	1607	273	538	607	883	524	1800	436	1200	629	235	364	24
<i>% of Weighted Total:</i>	100.0	41.1	50.0	63.0	10.7	21.1	23.8	34.6	20.5	70.6	17.1	47.0	24.6	9.2	14.3	0.9
B013: During the last two weeks, how many times have you had 3 or 4 drinks in a row (but no more than that)?																
1. None	67.3	64.9	72.6	64.9	93.0	64.8	64.2	71.6	67.7	71.6	61.2	79.7	68.8	57.6	50.2	49.3
2. Once	17.7	17.8	16.4	19.8	3.6	20.6	19.1	14.7	17.1	16.4	18.7	13.5	15.2	23.0	25.8	31.4
3. Twice	7.3	9.0	5.5	8.0	1.3	7.7	9.6	5.6	6.7	7.2	5.3	3.7	8.7	8.1	9.8	10.1
4. 3 to 5 times	5.4	5.3	4.7	5.5	1.2	4.5	5.4	5.0	7.0	3.8	10.3	2.1	4.5	10.4	9.4	9.2
5. 6 to 9 times	1.1	1.6	0.3	1.0	-	1.5	1.0	1.3	0.4	0.6	1.7	0.5	0.9	0.8	2.7	-
6. 10 or more times	1.2	1.5	0.6	0.8	0.9	1.0	0.7	1.7	1.2	0.5	2.8	0.5	2.0	-	2.1	-
<i>Item 1990 Subject A01d</i>	<i>N†</i> 1680	695	842	1116	130	389	421	522	348	1166	299	561	545	194	321	18
B014A: During the last two weeks, how many times have you had two drinks in a row (but no more than that)?																
1. None	70.0	70.5	71.6	70.6	79.6	68.5	71.5	73.3	65.1	73.5	61.3	79.0	67.9	63.2	61.8	73.7
2. Once	15.9	13.7	18.0	16.1	12.0	15.7	16.3	14.3	18.3	15.5	19.8	13.0	15.8	20.9	18.9	14.7
3. Twice	7.6	9.6	5.9	8.2	5.0	10.9	6.8	4.9	8.9	6.7	10.4	5.2	9.4	8.4	7.7	2.4
4. 3 to 5 times	4.1	3.5	3.2	3.7	1.2	3.8	2.9	4.5	5.5	3.4	3.8	1.6	3.8	5.5	8.6	9.2
5. 6 to 9 times	0.8	0.8	0.7	0.6	0.7	0.2	0.9	1.2	0.7	0.3	2.1	0.3	0.9	0.7	1.3	-
6. 10 to 19 times	0.9	0.9	0.7	0.4	0.6	0.8	1.3	1.0	0.6	0.4	1.2	0.6	1.2	1.3	0.7	-
7. 20 or more times	0.6	0.9	-	0.4	0.9	0.3	0.4	0.9	0.9	0.3	1.3	0.2	1.0	-	1.0	-
<i>Item 2000 Subject A01d</i>	<i>N†</i> 1659	686	834	1104	129	384	416	515	344	1156	291	556	537	193	315	20
B014B: During the last two weeks, how many times have you had just one drink?																
1. None	69.8	69.2	72.4	71.5	77.0	68.6	71.3	72.4	65.3	72.6	69.0	77.6	66.5	68.4	63.8	68.8
2. Once	19.5	18.3	20.3	19.5	14.2	19.6	19.2	17.0	23.4	18.8	19.0	16.2	20.2	20.3	22.4	19.1
3. Twice	5.2	6.0	4.3	4.7	4.9	4.7	5.1	5.6	5.4	4.9	4.9	4.1	7.4	4.9	4.1	-
4. 3 to 5 times	3.5	3.6	2.4	2.8	2.3	4.5	2.6	3.7	3.2	2.4	4.8	1.2	3.2	5.6	6.3	6.4
5. 6 to 9 times	1.0	1.6	0.2	1.0	-	0.9	1.3	0.5	1.7	0.8	0.9	0.4	1.5	-	1.9	5.7
6. 10 to 19 times	0.3	0.2	0.4	0.1	0.6	1.0	0.3	-	0.1	0.3	-	0.3	0.2	0.8	0.4	-
7. 20 or more times	0.6	0.9	-	0.4	1.0	0.6	0.2	0.8	0.9	0.2	1.4	0.2	1.0	-	1.3	-
<i>Item 2010 Subject A01d</i>	<i>N†</i> 1637	680	817	1090	125	379	414	505	339	1139	286	546	529	188	316	20
B015: Have you ever tried to stop using alcoholic beverages and found that you couldn't stop?																
1. Yes	3.1	3.2	2.6	2.5	3.3	2.1	3.4	3.7	2.8	2.5	3.9	1.7	3.0	4.5	3.6	17.7
2. No	96.9	96.8	97.4	97.5	96.7	97.9	96.6	96.3	97.2	97.5	96.1	98.3	97.0	95.5	96.4	82.3
<i>Item 2020 Subject A01i</i>	<i>N†</i> 1685	703	839	1118	131	384	424	528	349	1174	298	562	552	188	324	20
B016: On how many occasions (if any) have you been drunk or very high from drinking alcoholic beverages?																
B016A: . . . in your lifetime?																
1. 0 occasions	43.3	40.5	46.0	37.8	71.6	37.0	41.6	47.3	45.1	46.3	36.6	69.2	17.0	17.2	10.4	17.0
2. 1-2	16.7	16.0	18.9	16.1	15.7	13.6	15.2	19.7	16.7	17.7	14.3	16.0	22.8	16.7	10.4	1.3
3. 3-5	10.1	8.3	11.7	11.3	5.9	9.4	11.1	9.7	10.7	9.7	11.7	6.1	17.2	15.6	8.7	14.0
4. 6-9	6.2	6.6	6.5	7.9	1.4	8.3	6.3	4.7	6.6	6.4	7.7	3.3	10.0	11.4	7.0	2.5
5. 10-19	7.6	7.6	6.8	8.8	1.9	8.4	8.7	6.1	8.1	6.7	9.8	2.4	11.3	14.7	16.0	3.7
6. 20-39	6.1	7.7	4.4	7.1	1.0	10.0	6.9	4.1	4.7	5.5	7.2	1.5	10.7	12.1	11.2	8.9
7. 40 or more	9.8	13.3	5.7	10.9	2.5	13.3	10.3	8.4	8.1	7.7	12.7	1.5	10.9	12.4	36.2	52.5
<i>Item 25020 Subject A01a</i>	<i>N</i> 2259	918	1181	1453	242	475	536	780	469	1665	369	1154	548	209	292	19
B016B: . . . during the last 12 months?																
1. 0 occasions	53.5	51.2	56.6	46.9	83.9	45.1	47.4	61.3	56.1	56.6	47.4	78.1	31.5	28.4	17.2	25.6
2. 1-2	16.5	14.0	19.1	17.7	9.6	16.9	19.3	14.1	16.9	16.3	18.2	12.3	22.5	26.3	14.7	16.7
3. 3-5	9.3	8.8	10.4	11.7	2.7	10.2	10.5	8.8	7.7	9.3	11.5	5.1	16.7	9.2	12.5	8.3
4. 6-9	7.0	8.1	5.1	7.7	0.9	9.7	7.1	5.0	7.3	6.2	8.2	1.7	10.6	16.4	14.3	12.5
5. 10-19	6.2	7.6	4.5	7.3	2.1	8.7	8.1	4.0	5.0	5.7	6.0	1.5	10.5	11.6	12.2	5.4
6. 20-39	3.6	4.5	2.4	3.8	0.5	3.4	4.2	2.6	4.8	3.1	2.6	0.8	3.7	4.3	14.0	5.8
7. 40 or more	4.0	5.9	1.9	4.8	0.3	6.0	3.4	4.2	2.1	2.9	6.0	0.5	4.5	3.8	15.1	25.7
<i>Item 25030 Subject A01b</i>	<i>N</i> 2246	914	1173	1442	242	472	536	775	464	1654	371	1151	546	205	289	20

†=excludes respondents for whom question was inappropriate.

MONITORING THE FUTURE

QUESTIONNAIRE FORM 1 2003	TOTAL	SEX		RACE		REGION				COLLEGE PLANS?		ILLICIT DRUG USE: LIFETIME				
		M	F	White	Black	NE	NC	S	W	Yes	No	None	Mari- juana Only	Few Pills	More Pills	Any Her- oin
<i>N (Weighted No. of Cases):</i> <i>% of Weighted Total:</i>	2552 100.0	1049 41.1	1276 50.0	1607 63.0	273 10.7	538 21.1	607 23.8	883 34.6	524 20.5	1800 70.6	436 17.1	1200 47.0	629 24.6	235 9.2	364 14.3	24 0.9
B016C: . . . during the last 30 days?																
1. 0 occasions	71.2	67.9	75.4	66.0	93.0	63.5	68.4	76.1	73.9	73.7	65.9	89.0	58.1	54.5	37.4	48.7
2. 1-2	15.2	13.8	15.8	18.8	3.6	20.8	17.1	11.5	13.5	15.1	17.7	7.7	23.1	24.9	24.8	12.7
3. 3-5	6.5	8.8	4.3	7.2	2.6	7.7	6.9	6.2	5.5	5.4	9.2	2.1	10.2	11.6	13.9	8.9
4. 6-9	3.6	4.7	2.6	4.2	-	4.0	4.6	2.9	3.2	3.4	2.2	0.7	3.5	5.2	12.5	15.8
5. 10-19	2.4	3.2	1.2	2.5	0.8	2.8	2.1	2.2	2.6	1.6	3.4	0.5	2.8	2.5	8.1	10.8
6. 20-39	0.4	0.5	0.3	0.6	-	0.5	0.4	0.7	-	0.4	0.1	-	1.0	0.8	0.9	-
7. 40 or more	0.7	1.1	0.3	0.8	-	0.8	0.5	0.5	1.3	0.4	1.5	-	1.3	0.5	2.4	2.9
<i>Item 25040 Subject A01c</i>	<i>N</i> 2246	913	1173	1441	241	473	534	774	465	1654	368	1150	546	205	289	19
B017: Do you think you will be drinking alcoholic beverages five years from now?																
1. I definitely will	20.7	25.0	16.2	23.5	8.3	29.1	22.3	13.6	22.1	20.4	19.9	11.0	29.4	22.0	33.4	37.7
2. I probably will	45.2	42.9	47.0	46.2	36.4	46.5	47.2	41.9	47.4	43.2	49.6	39.4	49.5	59.9	48.0	43.4
3. I probably will not	16.3	14.0	18.8	16.1	20.4	13.3	15.5	20.3	13.4	17.9	13.1	20.2	14.1	11.9	11.5	7.0
4. I definitely will not	17.8	18.1	18.0	14.2	35.0	11.1	15.0	24.2	17.1	18.5	17.4	29.4	7.0	6.2	7.2	12.0
<i>Item 2030 Subject A04a</i>	<i>N</i> 2493	1033	1265	1599	263	522	600	857	514	1787	431	1196	627	234	362	24
The next questions are about MARIJUANA and HASHISH.																
Marijuana is sometimes called: weed, pot, dope. Hashish is sometimes called: hash, hash oil.																
B018: On how many occasions (if any) have you used hashish . . .																
B018A: . . . in your lifetime?																
1. 0 occasions	89.6	87.1	94.0	89.8	97.5	84.0	92.0	91.4	89.4	92.8	87.3	100.0	90.5	85.9	61.2	19.9
2. 1-2	3.8	4.3	2.5	4.0	1.5	6.0	3.0	3.1	3.9	2.8	5.2	-	4.5	6.2	12.6	23.5
3. 3-5	2.1	2.8	0.9	1.8	-	2.7	1.4	2.2	2.2	1.7	1.5	-	1.9	1.9	8.4	17.1
4. 6-9	1.2	1.8	0.6	1.4	-	2.2	0.7	1.0	1.3	1.0	1.4	-	1.1	1.4	5.3	3.0
5. 10-19	1.3	1.8	0.9	1.5	0.3	2.2	1.1	0.8	1.5	0.8	1.3	-	0.6	1.7	6.0	13.9
6. 20-39	0.5	0.3	0.4	0.2	0.4	0.2	0.3	0.6	0.6	0.2	1.1	-	0.6	1.7	0.7	4.1
7. 40 or more	1.5	1.9	0.7	1.3	0.4	2.6	1.5	0.9	1.1	0.6	2.2	-	0.8	1.2	5.7	18.4
<i>Item 2040 Subject A01a</i>	<i>N</i> 2456	1016	1260	1582	263	514	590	846	507	1768	425	1200	624	229	355	23
B018B: . . . during the last 12 months?																
1. 0 occasions	93.3	92.1	96.2	93.6	98.9	89.2	94.7	94.8	93.3	95.2	93.7	100.0	94.6	91.4	74.4	47.6
2. 1-2	3.0	2.9	1.6	2.7	0.5	4.9	2.5	2.3	2.6	2.4	2.1	-	3.1	4.1	10.3	17.2
3. 3-5	1.1	1.7	0.4	1.0	-	1.7	0.7	1.0	1.1	1.1	0.7	-	0.8	0.4	5.0	15.0
4. 6-9	1.0	1.4	0.8	1.3	0.3	2.3	0.8	0.5	1.0	0.7	1.0	-	1.0	0.6	4.4	2.7
5. 10-19	0.4	0.3	0.3	0.4	-	0.3	0.5	0.2	0.8	0.2	0.3	-	0.1	0.8	1.8	4.1
6. 20-39	0.2	0.1	0.3	0.1	-	-	-	0.4	0.3	0.1	0.9	-	-	1.7	0.2	1.1
7. 40 or more	1.0	1.5	0.4	0.9	0.4	1.5	0.9	0.9	0.9	0.5	1.4	-	0.5	0.9	3.9	12.4
<i>Item 2050 Subject A01b</i>	<i>N</i> 2454	1016	1259	1582	263	514	589	844	507	1768	425	1200	624	229	354	23
B018C: . . . during the last 30 days?																
1. 0 occasions	96.4	95.6	98.2	96.8	98.9	94.0	97.0	97.5	96.2	97.9	96.4	100.0	96.4	95.9	88.1	69.1
2. 1-2	1.6	1.7	0.6	1.2	0.5	2.8	0.8	1.1	2.0	1.3	0.9	-	2.1	-	5.1	19.9
3. 3-5	0.8	1.1	0.5	0.9	-	1.9	1.1	0.1	0.5	0.4	0.3	-	0.7	0.6	3.1	4.1
4. 6-9	0.2	0.2	0.2	0.2	0.3	0.2	0.2	-	0.4	*	0.4	-	0.2	0.8	0.3	1.1
5. 10-19	0.1	0.3	-	0.1	-	0.1	0.2	0.1	0.2	*	0.4	-	-	0.7	0.5	-
6. 20-39	0.5	0.4	0.5	0.4	0.4	0.3	0.3	0.8	0.3	0.1	1.4	-	0.2	1.9	1.3	2.8
7. 40 or more	0.5	0.6	0.1	0.4	-	0.7	0.5	0.4	0.4	0.2	0.2	-	0.4	-	1.7	3.1
<i>Item 2060 Subject A01c</i>	<i>N</i> 2456	1018	1260	1584	263	515	589	844	508	1770	425	1200	626	229	354	23
B019: On how many occasions (if any) have you used marijuana . . .																
B019A: . . . in your lifetime?																
1. 0 occasions	53.9	50.3	59.2	53.4	57.4	47.4	52.8	59.0	53.0	58.4	46.6	100.0	-	27.1	16.2	2.4
2. 1-2	10.1	10.3	10.4	9.2	17.4	8.8	9.4	10.9	11.1	9.9	12.2	-	31.9	12.5	4.8	1.1
3. 3-5	5.8	5.9	5.7	5.7	4.8	5.4	6.2	4.8	7.1	6.0	5.9	-	15.7	8.3	5.0	2.0
4. 6-9	5.4	5.7	5.3	5.4	7.1	5.5	6.9	4.0	5.7	5.8	4.2	-	14.6	10.6	3.8	8.3
5. 10-19	4.1	4.2	4.0	4.4	2.2	5.5	4.7	3.2	3.4	3.7	4.2	-	7.8	9.5	7.0	4.4
6. 20-39	4.5	5.3	3.9	5.0	2.8	5.1	5.0	4.1	3.7	4.2	5.0	-	10.1	9.4	6.5	3.9
7. 40 or more	16.4	18.4	11.6	16.8	8.3	22.3	14.9	14.0	16.0	11.9	21.9	-	19.9	22.5	56.8	77.8
<i>Item 2070 Subject A01a</i>	<i>N</i> 2451	1017	1256	1580	262	517	588	842	504	1772	420	1200	627	226	356	23

*less than .05 percent.

QUESTIONNAIRE FORM 1 2003	TOTAL	SEX		RACE		REGION				COLLEGE PLANS?		ILLICIT DRUG USE: LIFETIME				
		M	F	White	Black	NE	NC	S	W	Yes	No	None	Mari- juana Only	Few Pills	More Pills	Any Her- oin
<i>N (Weighted No. of Cases):</i>	2552	1049	1276	1607	273	538	607	883	524	1800	436	1200	629	235	364	24
<i>% of Weighted Total:</i>	100.0	41.1	50.0	63.0	10.7	21.1	23.8	34.6	20.5	70.6	17.1	47.0	24.6	9.2	14.3	0.9
B019B: . . . during the last 12 months?																
1. 0 occasions	66.4	64.8	70.5	65.3	75.7	57.3	67.0	71.0	67.1	70.6	61.9	100.0	34.8	42.3	27.9	15.0
2. 1-2	8.1	7.6	8.5	7.8	7.5	8.5	8.4	7.4	8.4	7.8	8.9	-	22.9	12.1	6.9	2.1
3. 3-5	5.2	5.3	5.3	5.6	5.7	4.4	6.3	4.4	6.2	5.4	5.0	-	12.1	10.6	7.3	5.1
4. 6-9	3.1	2.9	3.1	3.3	2.2	5.3	3.6	1.7	2.5	3.0	2.9	-	6.9	5.9	4.5	4.4
5. 10-19	3.9	3.8	3.9	4.2	1.9	5.0	3.8	3.4	3.8	3.6	3.4	-	7.4	6.8	8.9	4.6
6. 20-39	3.9	4.2	3.3	4.1	1.8	4.2	3.8	4.1	3.3	3.0	6.2	-	6.3	11.6	7.5	8.5
7. 40 or more	9.5	11.4	5.4	9.7	5.1	15.3	7.2	8.0	8.7	6.6	11.7	-	9.5	10.8	37.0	60.3
<i>Item 2080 Subject A01b</i>	<i>N</i> 2443	1010	1254	1573	260	516	587	837	503	1764	419	1200	620	227	355	22
B019C: . . . during the last 30 days?																
1. 0 occasions	78.8	77.2	83.2	78.4	85.6	70.8	80.0	81.6	80.7	82.9	74.4	100.0	65.1	65.6	44.0	29.0
2. 1-2	5.9	5.6	6.0	5.6	5.2	6.5	6.0	4.9	6.7	5.6	4.9	-	13.7	9.6	9.3	4.4
3. 3-5	3.6	3.5	3.5	4.1	2.6	6.6	3.6	2.4	2.5	3.2	5.4	-	6.4	9.4	6.5	7.4
4. 6-9	1.8	1.7	1.4	1.7	1.3	2.4	1.9	1.4	1.7	1.4	2.0	-	3.4	1.0	4.9	11.0
5. 10-19	3.1	4.1	1.9	3.7	1.8	4.0	3.2	2.2	3.4	2.7	4.0	-	5.2	5.7	8.1	5.4
6. 20-39	2.8	3.8	1.7	2.7	1.5	2.9	1.5	3.7	2.8	2.0	3.9	-	3.3	6.5	8.7	10.3
7. 40 or more	4.1	4.0	2.3	3.8	2.2	6.8	3.8	3.8	2.2	2.2	5.3	-	2.9	2.2	18.6	32.5
<i>Item 2090 Subject A01c</i>	<i>N</i> 2446	1013	1255	1575	262	516	588	840	502	1767	419	1200	623	226	356	22
IF YOU HAVE NOT USED MARIJUANA OR HASHISH IN THE LAST TWELVE MONTHS, GO TO Q.B028.																
B020: When you used marijuana or hashish during the last year, how often did you use it in each of the following situations?																
B020A: When you were alone																
1. Not at all	60.3	52.1	75.3	64.3	64.7	57.6	65.9	55.2	64.8	69.6	51.3	-	74.0	66.9	38.7	21.0
2. A few of the times	21.0	27.9	13.1	20.0	16.0	19.3	21.3	24.2	17.9	18.2	26.8	-	16.3	21.1	27.5	34.5
3. Some of the times	14.4	14.8	9.8	12.6	8.7	19.1	9.9	13.6	14.8	9.0	16.7	-	7.2	11.0	26.7	29.1
4. Most of the times	2.0	2.4	1.0	1.5	7.4	2.4	0.3	4.1	0.2	1.9	2.3	-	1.9	0.3	2.8	6.5
5. Every time	2.3	2.8	0.8	1.7	3.2	1.5	2.6	2.9	2.2	1.3	2.9	-	0.6	0.7	4.3	8.9
<i>Item 2100 Subject A05a</i>	<i>N†</i> 818	353	371	543	65	215	195	243	165	517	157	-	399	129	256	19
B020B: With just 1 or 2 other people																
1. Not at all	8.1	8.0	9.0	7.3	14.4	7.6	8.2	9.6	6.5	9.9	3.5	-	12.7	3.9	2.8	2.5
2. A few of the times	27.9	24.9	32.6	27.5	30.0	21.2	29.6	28.0	34.6	29.1	31.0	-	37.0	27.0	16.7	10.0
3. Some of the times	21.0	21.2	21.8	22.7	12.6	23.4	20.9	20.4	18.8	20.5	23.2	-	15.4	28.7	26.1	30.3
4. Most of the times	31.7	36.1	25.1	32.6	21.6	38.8	30.6	26.7	31.0	30.2	30.3	-	23.0	37.0	42.0	30.6
5. Every time	11.3	9.7	11.4	9.9	21.4	9.0	10.7	15.4	9.1	10.3	11.9	-	11.9	3.4	12.4	26.6
<i>Item 2110 Subject A05b</i>	<i>N†</i> 821	355	371	545	65	215	196	244	166	518	159	-	400	130	256	19
B020C: At a party																
1. Not at all	19.7	19.4	22.1	17.7	43.3	10.7	21.9	26.2	19.5	20.9	20.1	-	26.9	19.2	8.7	10.5
2. A few of the times	25.8	25.4	28.5	26.9	22.8	23.1	27.0	25.8	27.9	27.9	27.6	-	28.7	25.5	21.3	39.0
3. Some of the times	20.8	20.0	21.3	22.8	7.3	25.4	20.2	16.7	21.5	20.5	21.0	-	18.4	21.8	25.8	12.5
4. Most of the times	20.0	22.6	16.4	21.0	9.7	26.8	18.8	16.0	18.5	19.4	18.2	-	15.9	22.2	25.4	15.0
5. Every time	13.7	12.6	11.7	11.6	16.9	14.1	12.2	15.4	12.5	11.2	13.1	-	10.2	11.3	18.8	22.8
<i>Item 2120 Subject A05c</i>	<i>N†</i> 816	351	371	544	64	215	194	241	166	516	157	-	396	129	256	19
B020D: When your date or spouse was present																
1. Not at all	47.5	56.2	42.7	46.6	55.4	37.0	52.7	49.5	52.1	50.6	46.8	-	59.0	46.0	33.7	18.0
2. A few of the times	22.6	21.6	23.2	22.6	18.5	30.1	19.4	16.8	25.3	23.1	20.8	-	22.9	26.4	21.6	9.1
3. Some of the times	10.7	9.9	9.8	10.3	9.3	14.4	7.9	10.1	10.3	8.9	9.4	-	7.3	11.1	14.4	30.8
4. Most of the times	10.5	6.6	13.8	12.2	5.7	10.6	7.7	13.7	8.8	11.1	8.5	-	4.2	7.5	21.0	17.1
5. Every time	8.7	5.7	10.5	8.3	11.1	7.9	12.3	9.8	3.6	6.4	14.6	-	6.5	9.0	9.4	25.0
<i>Item 2130 Subject A05b</i>	<i>N†</i> 819	353	371	543	65	214	196	243	166	517	157	-	400	129	255	19

†=excludes respondents for whom question was inappropriate.

MONITORING THE FUTURE

QUESTIONNAIRE FORM 1 2003	TOTAL	SEX		RACE		REGION				COLLEGE PLANS?		ILLICIT DRUG USE: LIFETIME				
		M	F	White	Black	NE	NC	S	W	Yes	No	None	Mari- juana Only	Few Pills	More Pills	Any Her- oin
<i>N (Weighted No. of Cases):</i>	2552	1049	1276	1607	273	538	607	883	524	1800	436	1200	629	235	364	24
<i>% of Weighted Total:</i>	100.0	41.1	50.0	63.0	10.7	21.1	23.8	34.6	20.5	70.6	17.1	47.0	24.6	9.2	14.3	0.9
B020E: When people over age 30 were present																
1. Not at all	62.2	61.2	68.7	63.5	70.4	63.7	63.3	57.9	65.5	69.4	52.1	-	72.2	66.6	47.5	16.4
2. A few of the times	18.9	21.9	14.7	19.7	13.0	18.1	16.6	18.7	22.7	16.9	21.2	-	14.8	18.0	26.4	22.2
3. Some of the times	10.9	10.4	9.0	9.9	10.3	10.5	10.4	13.3	8.7	8.6	11.6	-	6.0	9.7	17.3	39.6
4. Most of the times	5.2	3.4	5.9	4.3	2.1	4.9	6.0	7.0	2.0	3.7	8.8	-	5.4	4.0	5.2	8.0
5. Every time	2.8	3.1	1.7	2.7	4.1	2.8	3.8	3.0	1.2	1.4	6.3	-	1.6	1.6	3.6	13.8
<i>Item 2140 Subject A05b</i> <i>N†</i>	819	353	371	544	65	214	196	244	165	517	159	-	399	130	256	19
B020F: During the daytime (before 4:00 p.m.)																
1. Not at all	35.0	32.3	40.0	37.2	36.2	29.5	39.8	33.2	39.0	39.7	28.2	-	48.1	29.5	18.3	7.6
2. A few of the times	23.1	23.3	24.7	20.8	35.2	21.6	26.5	22.1	22.6	24.3	23.3	-	25.6	25.9	18.6	23.1
3. Some of the times	23.2	28.3	17.8	24.5	13.9	30.0	20.9	20.9	20.5	22.1	24.5	-	14.5	32.9	32.9	25.7
4. Most of the times	12.7	11.3	11.5	13.2	7.2	13.2	9.1	15.6	11.9	10.1	13.1	-	7.5	8.3	22.3	20.4
5. Every time	6.0	4.8	6.1	4.3	7.5	5.7	3.6	8.3	6.1	3.9	10.8	-	4.3	3.5	7.9	23.2
<i>Item 2150 Subject A05c</i> <i>N†</i>	815	353	368	541	64	215	195	240	166	514	158	-	399	129	253	19
B020G: At your home (or apartment or dorm)																
1. Not at all	48.6	44.4	57.7	51.3	55.6	45.7	52.2	45.2	53.0	54.4	41.5	-	61.4	49.0	30.7	13.7
2. A few of the times	19.7	24.0	16.4	18.3	15.4	22.9	16.9	19.9	18.7	19.8	18.9	-	16.5	24.3	23.7	11.6
3. Some of the times	14.5	16.7	10.3	13.5	13.0	15.4	14.3	14.1	13.9	12.4	16.6	-	9.8	14.5	21.5	29.8
4. Most of the times	11.0	10.0	10.0	11.9	8.1	11.2	10.4	12.0	10.0	9.7	11.0	-	9.0	7.0	15.0	25.1
5. Every time	6.3	4.8	5.7	4.9	7.9	4.8	6.2	8.9	4.4	3.6	12.0	-	3.3	5.3	9.1	19.9
<i>Item 2160 Subject A05c</i> <i>N†</i>	821	354	371	545	65	216	196	243	165	518	159	-	400	130	257	19
B020H: At school																
1. Not at all	79.8	77.6	85.6	81.9	86.6	77.9	87.4	81.1	71.5	84.3	81.1	-	89.2	80.3	67.6	49.5
2. A few of the times	10.7	12.6	7.7	10.4	6.4	12.4	7.7	9.5	13.6	8.9	8.7	-	5.1	14.9	16.9	19.3
3. Some of the times	4.7	5.5	4.2	4.8	3.4	3.4	2.5	4.8	9.0	4.5	3.5	-	2.4	4.9	8.4	8.3
4. Most of the times	2.6	2.7	1.2	1.8	1.1	5.2	0.7	1.4	3.0	1.2	4.0	-	2.0	-	4.3	8.0
5. Every time	2.2	1.5	1.4	1.1	2.5	1.0	1.7	3.1	2.9	1.1	2.7	-	1.2	-	2.8	15.0
<i>Item 2170 Subject A05c</i> <i>N†</i>	819	353	371	544	65	214	196	243	166	517	159	-	400	130	255	19
B020I: In a car																
1. Not at all	23.4	25.6	24.0	23.5	32.6	19.2	24.0	22.7	29.2	26.2	24.2	-	33.9	18.9	10.1	11.7
2. A few of the times	25.3	23.3	29.5	25.6	27.0	22.4	26.4	26.3	26.4	27.3	25.4	-	30.0	32.3	16.1	14.2
3. Some of the times	21.9	21.7	21.1	22.7	12.3	25.8	18.3	22.7	20.1	20.4	23.2	-	16.9	28.3	26.5	27.6
4. Most of the times	21.1	21.3	20.1	21.2	20.3	20.9	22.4	21.1	20.1	20.0	18.9	-	11.7	16.0	38.8	23.2
5. Every time	8.2	8.0	5.3	7.1	7.8	11.8	8.9	7.2	4.2	6.2	8.4	-	7.5	4.4	8.5	23.2
<i>Item 2190 Subject A05c</i> <i>N†</i>	821	356	371	545	65	215	198	243	166	518	159	-	400	130	257	19
B020J: At a park or beach																
1. Not at all	52.4	47.8	60.8	55.6	59.5	45.6	63.9	52.4	47.6	59.1	42.3	-	63.3	52.6	35.7	38.7
2. A few of the times	20.5	22.5	18.4	19.3	17.9	20.1	19.6	16.9	27.3	19.9	23.5	-	18.1	27.2	22.1	16.3
3. Some of the times	15.6	17.5	13.1	15.4	8.9	20.2	9.2	17.4	14.4	12.1	19.3	-	10.5	17.4	23.5	13.1
4. Most of the times	7.3	7.6	5.7	5.9	8.5	10.2	2.7	7.6	8.6	6.7	7.5	-	5.5	2.1	12.1	18.1
5. Every time	4.2	4.6	2.1	3.7	5.1	4.0	4.5	5.6	2.2	2.2	7.4	-	2.6	0.7	6.6	13.8
<i>Item 30930 Subject A05c</i> <i>N†</i>	820	355	371	545	65	215	196	243	166	518	159	-	400	130	256	19
B021: How many of the times when you used marijuana or hashish during the last year did you use it along with alcohol—that is, so that their effects overlapped?																
1. Not at all	32.8	30.9	38.0	29.7	54.3	26.2	30.4	43.1	29.2	36.0	33.4	-	43.0	32.6	17.0	11.8
2. A few of the times	29.3	29.7	30.2	33.2	22.9	29.5	36.3	21.9	31.3	31.2	23.4	-	30.9	33.4	26.7	9.8
3. Some of the times	22.1	22.7	19.6	21.6	11.5	26.1	18.5	22.5	20.5	18.7	23.5	-	15.1	19.4	33.7	32.0
4. Most of the times	11.6	12.7	9.0	11.8	5.3	15.1	9.6	8.7	13.4	10.0	15.2	-	7.3	13.7	16.3	29.5
5. Every time	4.3	4.0	3.1	3.8	6.0	3.0	5.2	3.7	5.6	4.1	4.4	-	3.6	0.8	6.2	16.9
<i>Item 2200 Subject A01h</i> <i>N†</i>	805	349	366	536	64	211	193	237	164	513	155	-	393	129	253	19

†=excludes respondents for whom question was inappropriate.

DESCRIPTIVE RESULTS: 2003

61

QUESTIONNAIRE FORM 1 2003	TOTAL	SEX		RACE		REGION				COLLEGE PLANS?		ILLICIT DRUG USE: LIFETIME					
		M	F	White	Black	NE	NC	S	W	Yes	No	None	Mari- juana Only	Few Pills	More Pills	Any Her- oin	
<i>N (Weighted No. of Cases):</i>	2552	1049	1276	1607	273	538	607	883	524	1800	436	1200	629	235	364	24	
<i>% of Weighted Total:</i>	100.0	41.1	50.0	63.0	10.7	21.1	23.8	34.6	20.5	70.6	17.1	47.0	24.6	9.2	14.3	0.9	
B022: What have been the most important reasons for your using marijuana or hashish? (Mark all that apply.)																	
A. To experiment—to see what it's like	61.1	59.8	67.0	63.3	60.4	62.3	59.9	64.6	56.0	63.0	62.6	-	68.8	62.8	48.9	55.9	
B. To relax or relieve tension	62.7	64.3	59.1	63.7	56.2	65.7	56.8	68.1	57.7	59.9	64.5	-	52.8	65.0	74.8	88.6	
C. To feel good or get high	73.2	73.7	73.7	76.2	55.7	78.5	70.6	72.6	70.0	72.9	73.8	-	64.2	76.8	84.9	76.1	
D. To seek deeper insights and understanding	16.9	21.7	10.2	16.7	5.6	19.0	12.0	17.6	18.8	15.5	16.3	-	10.9	17.5	24.2	24.5	
E. To have a good time with my friends	67.1	66.3	67.8	70.0	41.9	80.6	65.5	61.2	60.2	69.0	58.3	-	62.5	64.8	74.8	64.5	
F. To fit in with a group I like	7.4	8.6	6.4	7.4	6.9	8.7	5.4	8.1	7.1	7.9	6.9	-	8.9	6.0	5.9	-	
G. To get away from my problems or troubles	30.5	26.3	32.6	29.1	22.0	35.9	24.6	35.6	23.5	26.0	38.5	-	25.8	31.2	35.8	51.7	
H. Because of boredom, nothing else to do	33.2	35.0	28.5	33.1	24.3	47.8	23.7	31.9	27.6	30.3	30.6	-	23.8	34.0	45.4	43.7	
I. Because of anger or frustration	18.1	15.1	16.3	14.9	12.9	20.2	14.4	19.8	17.3	12.6	28.8	-	13.2	22.0	22.9	22.1	
J. To get through the day	13.6	13.0	10.1	12.6	6.0	16.2	5.3	17.9	13.8	10.0	19.2	-	7.1	14.8	21.8	20.5	
K. To increase the effects of some other drug(s)	13.9	12.6	12.1	14.0	1.9	18.2	10.2	15.3	10.6	11.2	14.3	-	7.7	5.6	25.4	34.3	
L. To decrease (offset) the effects of some other drugs(s)	2.9	2.7	1.7	2.5	-	3.9	2.8	2.2	2.9	2.0	4.5	-	1.0	2.2	5.3	14.3	
M. Because I am "hooked"—I have to have it	6.0	3.6	7.0	6.0	4.8	6.6	4.2	7.1	6.0	4.3	8.7	-	2.6	3.3	12.0	15.8	
<i>Item 2210-2330 Subject A06a</i>	<i>N†</i>	810	348	369	540	62	212	195	239	164	513	156	-	394	130	255	19
B023: When you use marijuana or hashish, how high do you usually get?																	
1. Not at all high	5.1	5.0	5.6	3.9	17.5	3.3	7.0	6.2	3.4	5.4	5.4	-	9.8	1.4	0.1	-	
2. A little high	17.7	14.9	20.4	15.1	22.5	15.9	21.3	16.0	17.9	19.0	13.7	-	21.9	19.1	11.4	-	
3. Moderately high	44.6	43.8	47.5	49.0	30.7	44.1	43.8	45.4	44.9	47.7	40.6	-	42.6	49.5	45.0	54.2	
4. Very high	32.7	36.3	26.5	31.9	29.3	36.7	27.9	32.4	33.7	27.9	40.2	-	25.8	30.0	43.5	45.8	
<i>Item 2340 Subject A01e</i>	<i>N†</i>	809	353	369	539	64	212	195	238	163	513	155	-	398	130	253	17
B024: When you use marijuana or hashish, how long do you usually stay high?																	
1. Usually don't get high	6.3	5.4	7.1	4.7	19.2	4.8	8.4	7.3	4.1	6.7	5.0	-	10.8	4.6	0.7	-	
2. One to two hours	51.2	48.4	54.4	51.0	43.9	53.6	50.7	49.2	51.6	52.7	44.8	-	52.3	50.5	51.4	37.6	
3. Three to six hours	37.2	41.8	32.9	39.5	25.9	38.3	35.1	38.0	37.0	36.6	41.4	-	33.0	40.4	39.6	62.4	
4. Seven to 24 hours	4.8	3.9	5.4	4.7	9.5	2.8	4.5	5.4	6.7	3.9	8.5	-	3.3	4.6	7.6	-	
5. More than 24 hours	0.5	0.5	0.3	0.1	1.5	0.5	1.3	-	0.6	0.1	0.3	-	0.6	-	0.8	-	
<i>Item 2350 Subject A01f</i>	<i>N†</i>	812	351	370	542	63	214	193	242	163	515	156	-	399	129	256	17
B025: During the LAST MONTH, about how many marijuana cigarettes (joints, reefers), or the equivalent, did you smoke a day, on the average? (If you shared them with other people, count only the amount YOU smoked.)																	
1. None	41.3	35.2	51.3	42.8	43.3	33.8	46.6	36.8	51.4	47.0	37.0	-	51.0	46.0	26.2	10.6	
2. Less than 1 a day	27.6	31.9	24.7	28.3	17.6	34.7	25.7	24.5	25.3	30.5	23.5	-	29.5	29.5	25.4	16.1	
3. 1 a day	8.0	10.2	6.8	9.0	7.4	7.3	7.1	9.8	7.4	8.0	9.0	-	6.0	9.9	10.0	9.9	
4. 2-3 a day	15.0	16.9	10.4	13.1	22.6	13.6	14.0	20.6	10.1	9.7	19.2	-	8.7	11.8	24.3	36.7	
5. 4-6 a day	4.7	4.3	3.7	4.6	3.2	6.9	2.5	5.1	4.0	2.6	8.8	-	2.8	1.5	8.0	19.5	
6. 7-10 a day	2.1	0.8	2.5	1.4	4.6	2.9	2.4	1.4	1.9	1.5	1.2	-	1.6	0.5	3.5	7.2	
7. 11 or more a day	1.2	0.8	0.7	0.7	1.1	0.8	1.9	1.8	-	0.7	1.3	-	0.5	0.8	2.6	-	
<i>Item 2360 Subject A01d</i>	<i>N†</i>	755	326	347	514	59	198	183	222	153	480	146	-	363	121	246	16
B026: Do you know how much marijuana you have used (in ounces) during the LAST MONTH?																	
8. Don't know	19.8	14.4	24.7	20.0	18.0	25.3	21.7	15.5	16.9	20.9	17.2	-	19.8	22.2	17.9	22.7	
1. None	34.5	31.0	42.8	35.1	39.6	26.0	40.3	33.4	40.2	39.7	30.5	-	43.8	40.2	20.2	-	
2. Less than ½ ounce	15.2	17.5	13.7	16.5	14.0	15.8	14.9	12.0	19.5	15.5	14.9	-	17.5	11.0	13.9	18.1	
3. About ½ ounce	6.7	11.1	2.5	5.2	5.6	6.8	3.4	6.4	10.8	6.8	6.0	-	4.9	10.5	7.2	17.5	
4. About 1 ounce	6.5	9.3	3.5	7.2	4.4	8.4	2.8	9.9	3.7	5.5	5.1	-	3.6	5.3	11.9	3.7	
5. About 2 ounces	6.5	8.5	4.0	7.2	1.6	6.8	6.4	8.6	2.9	5.7	6.9	-	2.7	4.9	12.7	12.8	
6. 3 to 5 ounces	6.5	4.4	4.6	5.7	1.6	7.5	5.3	8.1	4.3	4.0	8.7	-	3.6	2.5	11.4	25.2	
7. 6 or more ounces	4.3	3.8	4.2	3.0	15.3	3.4	5.2	6.1	1.7	1.8	10.7	-	4.1	3.5	4.8	-	
<i>Item 2370 Subject A01d</i>	<i>N†</i>	754	327	346	513	59	198	180	222	153	478	146	-	364	121	246	14

†=excludes respondents for whom question was inappropriate.

MONITORING THE FUTURE

QUESTIONNAIRE FORM 1 2003	TOTAL	SEX		RACE		REGION				COLLEGE PLANS?		ILLICIT DRUG USE: LIFETIME				
		M	F	White	Black	NE	NC	S	W	Yes	No	None	Mari- juana Only	Few Pills	More Pills	Any Her- oin
<i>N (Weighted No. of Cases):</i> <i>% of Weighted Total:</i>	2552 100.0	1049 41.1	1276 50.0	1607 63.0	273 10.7	538 21.1	607 23.8	883 34.6	524 20.5	1800 70.6	436 17.1	1200 47.0	629 24.6	235 9.2	364 14.3	24 0.9
B027: Have you ever tried to stop using marijuana or hashish and found that you couldn't stop?																
1. Yes	7.6	7.8	5.4	5.4	7.0	4.9	4.6	10.6	10.0	5.7	8.3	-	8.0	6.5	8.1	-
2. No	92.4	92.2	94.6	94.6	93.0	95.1	95.4	89.4	90.0	94.3	91.7	-	92.0	93.5	91.9	100.0
<i>Item 2380 Subject A01i</i> <i>N†</i>	808	350	369	540	64	212	193	240	163	515	155	-	397	130	255	19
B028: Thinking back over your whole life, has there ever been a period when you used marijuana or hashish on a daily, or almost daily, basis for at least a month?																
1. No—GO TO Q.B032	83.7	83.0	87.5	83.3	91.4	79.3	85.0	84.9	84.6	88.2	77.8	100.0	82.0	73.1	43.1	34.9
2. Yes	16.3	17.0	12.5	16.7	8.6	20.7	15.0	15.1	15.4	11.8	22.2	-	18.0	26.9	56.9	65.1
<i>Item 21180 Subject A01a</i> <i>N</i>	2417	1017	1240	1572	256	506	580	834	497	1753	418	1156	617	230	353	23
B029: How old were you when you first smoked marijuana or hashish that frequently?																
1. Grade 6 or earlier	8.8	9.6	5.0	7.4	10.4	4.2	15.1	9.3	6.5	4.9	11.9	-	8.5	4.4	9.7	12.6
2. Grade 7 or 8	28.5	24.1	33.8	26.5	32.2	27.2	27.7	31.7	25.9	27.8	32.7	-	19.9	21.3	35.3	45.8
3. Grade 9 (Freshman)	24.2	24.3	21.7	22.6	17.2	25.0	22.4	25.8	22.7	22.5	22.4	-	25.3	19.0	25.8	28.2
4. Grade 10 (Sophomore)	19.3	21.5	20.0	23.5	22.9	20.7	15.6	18.5	23.1	23.2	17.5	-	20.7	28.7	15.3	13.5
5. Grade 11 (Junior)	14.0	15.0	13.6	14.5	9.1	19.7	16.0	9.6	11.7	15.0	14.3	-	20.2	17.9	9.7	-
6. Grade 12 (Senior)	5.2	5.6	5.9	5.6	8.2	3.2	3.3	5.1	10.1	6.6	1.3	-	5.4	8.7	4.2	-
<i>Item 21190 Subject A01g</i> <i>N†</i>	439	193	171	282	29	114	100	142	83	230	102	-	134	67	214	16
B030: How recently did you use marijuana or hashish on a daily, or almost daily, basis for at least a month?																
1. During the past month	33.2	33.9	27.4	31.5	36.6	34.8	34.4	38.3	20.4	28.3	34.8	-	36.5	23.1	35.4	27.2
2. 2 months ago	7.5	8.6	7.8	7.4	12.5	6.9	4.8	9.4	8.2	10.2	4.7	-	7.7	6.8	7.5	5.8
3. 3 to 9 months ago	18.8	18.6	17.9	19.4	11.2	19.6	17.2	19.1	19.3	18.0	18.6	-	15.5	35.0	15.3	18.5
4. About 1 year ago	15.0	15.0	18.0	15.8	6.4	14.0	18.3	11.1	19.1	17.5	13.6	-	14.1	12.4	16.5	16.9
5. About 2 years ago	13.4	10.7	19.6	14.7	16.6	8.3	14.2	13.6	19.2	16.6	10.0	-	16.1	11.8	11.4	19.0
6. 3 or more years ago	12.1	13.3	9.3	11.2	16.6	16.3	11.2	8.5	13.8	9.3	18.3	-	10.0	11.0	13.9	12.7
<i>Item 21200 Subject A01a</i> <i>N†</i>	428	190	166	277	27	111	97	141	78	224	102	-	127	63	216	16
B031: Over your whole lifetime, during how many months have you used marijuana or hashish on a daily or near-daily basis?																
1. Less than 3 months	31.4	31.6	37.1	30.7	43.9	30.3	31.9	29.6	35.4	36.2	31.5	-	36.5	45.7	24.6	12.6
2. 3 to 9 months	20.1	22.8	22.1	24.4	16.1	14.5	19.4	22.4	24.9	23.6	19.7	-	25.0	23.2	18.2	3.9
3. About 1 year	12.0	12.6	10.7	11.9	9.3	7.8	14.2	15.2	9.7	11.1	13.5	-	18.3	15.3	8.1	6.3
4. About 1 and ½ years	6.7	4.6	8.3	6.9	-	4.2	9.4	6.0	8.4	6.3	6.2	-	2.5	6.6	8.6	12.0
5. About 2 years	13.1	14.3	11.8	13.3	10.1	20.3	11.5	10.1	10.3	11.2	11.4	-	7.3	4.1	19.1	9.6
6. About 3 to 5 years	13.0	10.0	7.2	9.5	11.0	17.9	11.9	12.4	8.4	7.9	15.4	-	8.0	5.1	15.8	50.0
7. 6 to 9 years	2.3	3.3	0.9	1.7	9.4	3.9	0.7	2.1	2.2	1.4	2.2	-	1.8	-	3.0	5.6
8. 10 or more years	1.4	0.9	1.9	1.4	-	1.2	1.0	2.2	0.9	2.2	-	-	0.6	-	2.5	-
<i>Item 21210 Subject A01a</i> <i>N†</i>	425	188	165	276	27	112	97	138	78	222	100	-	124	64	215	16
B032: Do you think you will be using marijuana or hashish five years from now?																
1. I definitely will	3.9	4.2	2.9	3.6	4.0	4.6	3.1	3.8	4.3	2.6	5.9	0.3	3.5	3.1	14.8	35.3
2. I probably will	10.6	12.4	8.4	11.0	8.3	15.7	8.1	10.3	9.0	8.6	13.2	0.5	16.2	19.5	28.5	23.0
3. I probably will not	20.1	21.1	18.1	19.7	16.1	22.1	21.7	15.2	24.5	20.4	16.8	8.5	34.9	30.1	25.3	25.7
4. I definitely will not	65.4	62.3	70.6	65.6	71.5	57.6	67.1	70.8	62.3	68.3	64.0	90.8	45.4	47.3	31.4	16.0
<i>Item 2390 Subject A04a</i> <i>N</i>	2438	1020	1253	1577	264	512	587	837	504	1765	423	1176	616	231	354	22
The next questions are about LSD, the hallucinogenic drug which is sometimes called "acid".																
B033: On how many occasions (if any) have you taken LSD . . .																

†=excludes respondents for whom question was inappropriate.

DESCRIPTIVE RESULTS: 2003

63

QUESTIONNAIRE FORM 1 2003	TOTAL	SEX		RACE		REGION				COLLEGE PLANS?		ILLICIT DRUG USE: LIFETIME				
		M	F	White	Black	NE	NC	S	W	Yes	No	None	Mari- juana Only	Few Pills	More Pills	Any Her- oin
<i>N (Weighted No. of Cases):</i> <i>% of Weighted Total:</i>	2552 100.0	1049 41.1	1276 50.0	1607 63.0	273 10.7	538 21.1	607 23.8	883 34.6	524 20.5	1800 70.6	436 17.1	1200 47.0	629 24.6	235 9.2	364 14.3	24 0.9
B033A: . . . in your lifetime?																
1. 0 occasions	93.6	92.9	95.3	93.4	99.5	90.8	95.1	93.6	94.5	95.6	92.4	100.0	100.0	81.3	71.9	36.4
2. 1-2	3.9	4.1	3.3	4.1	0.1	5.7	2.7	3.7	3.9	3.0	4.2	-	-	18.7	14.1	13.6
3. 3-5	0.7	0.5	0.5	0.7	-	0.8	0.7	0.9	0.3	0.4	1.1	-	-	-	3.3	25.0
4. 6-9	0.6	0.7	0.4	0.6	-	0.6	0.4	0.9	0.3	0.4	0.6	-	-	-	3.7	6.7
5. 10-19	0.6	0.8	0.2	0.5	0.4	1.2	0.6	0.4	0.3	0.2	0.8	-	-	-	3.7	4.0
6. 20-39	0.2	0.5	*	0.2	-	0.3	0.1	0.4	*	0.1	0.7	-	-	-	1.1	7.4
7. 40 or more	0.4	0.5	0.2	0.4	-	0.5	0.4	0.2	0.6	0.3	0.2	-	-	-	2.2	6.9
<i>Item 890 Subject A01a</i>	<i>N</i> 2411	1004	1243	1568	254	502	578	827	504	1752	418	1177	615	229	346	24
B033B: . . . during the last 12 months?																
1. 0 occasions	98.3	98.4	98.8	98.4	99.5	97.1	99.0	98.4	98.4	99.0	98.3	100.0	100.0	97.7	92.7	56.1
2. 1-2	0.8	0.4	0.9	0.9	0.1	2.1	0.6	0.2	0.7	0.5	0.6	-	-	2.3	3.0	16.9
3. 3-5	0.3	0.4	-	0.3	-	0.3	0.1	0.5	0.1	*	0.6	-	-	-	1.1	15.6
4. 6-9	0.4	0.3	0.2	0.4	-	0.1	-	0.7	0.4	0.2	0.5	-	-	-	2.2	4.0
5. 10-19	0.1	0.1	0.1	*	0.4	0.3	-	-	0.2	0.1	-	-	-	-	0.3	7.4
6. 20-39	*	*	-	*	-	-	-	0.1	-	-	-	-	-	-	0.1	-
7. 40 or more	0.1	0.2	-	0.1	-	-	0.2	-	0.1	0.1	-	-	-	-	0.5	-
<i>Item 900 Subject A01b</i>	<i>N</i> 2411	1005	1242	1568	254	503	578	827	504	1752	418	1177	615	229	346	24
B033C: . . . during the last 30 days?																
1. 0 occasions	99.3	99.2	99.8	99.5	99.6	99.5	99.7	98.9	99.5	99.7	98.9	100.0	100.0	99.8	97.1	76.9
2. 1-2	0.4	0.5	0.2	0.4	-	0.5	0.1	0.8	*	0.1	1.1	-	-	0.2	1.3	23.1
3. 3-5	0.1	0.1	0.1	-	0.4	-	-	-	0.3	*	-	-	-	-	0.5	-
4. 6-9	0.1	-	-	-	-	-	-	0.2	-	-	-	-	-	-	0.5	-
5. 10-19	*	*	-	*	-	-	-	0.1	-	-	-	-	-	-	0.1	-
6. 20-39	-	-	-	-	-	-	-	-	-	-	-	-	-	-	-	-
7. 40 or more	0.1	0.2	-	0.1	-	-	0.2	-	0.1	0.1	-	-	-	-	0.5	-
<i>Item 910 Subject A01c</i>	<i>N</i> 2412	1006	1242	1570	254	503	579	827	504	1754	418	1177	615	228	347	24
IF YOU HAVE NOT TAKEN LSD IN THE LAST TWELVE MONTHS, GO TO Q.B041.																
B034: When you used LSD during the last year, how often did you use it in each of the following situations?																
B034A: When you were alone																
1. Not at all	62.4	61.9	71.5	66.3	20.4	82.8	64.8	54.6	34.0	67.4	70.6	-	-	100.0	56.4	62.9
2. A few of the times	19.2	21.7	8.7	18.1	-	17.2	17.1	24.0	16.9	13.5	20.8	-	-	-	18.1	31.2
3. Some of the times	7.8	2.5	19.9	8.5	79.6	-	-	3.4	38.1	9.8	-	-	-	-	12.3	-
4. Most of the times	1.4	3.5	-	2.2	-	-	-	4.7	-	-	8.6	-	-	-	-	5.9
5. Every time	9.2	10.4	-	4.8	-	-	18.2	13.3	11.0	9.3	-	-	-	-	13.1	-
<i>Item 2400 Subject A05a</i>	<i>N†</i> 42	17	14	27	1	14	7	13	8	19	7	-	-	5	27	10
B034B: With just 1 or 2 other people																
1. Not at all	14.7	15.4	16.3	18.4	-	10.2	54.5	9.2	2.1	22.5	11.2	-	-	13.8	18.1	6.7
2. A few of the times	28.8	36.6	27.6	32.7	20.4	26.2	34.5	33.7	20.4	40.4	28.6	-	-	54.6	28.6	17.5
3. Some of the times	14.5	20.3	14.5	16.6	79.6	4.5	11.0	23.3	21.3	7.2	36.4	-	-	-	18.5	11.3
4. Most of the times	16.2	15.5	13.2	10.9	-	16.7	-	17.1	26.5	19.2	-	-	-	-	16.3	23.3
5. Every time	25.9	12.3	28.4	21.4	-	42.3	-	16.7	29.7	10.7	23.9	-	-	31.6	18.6	41.1
<i>Item 2410 Subject A05b</i>	<i>N†</i> 40	16	14	26	1	14	6	13	7	18	7	-	-	5	25	10
B034C: At a party																
1. Not at all	31.0	13.7	34.2	27.4	-	43.8	11.0	35.2	13.2	11.3	43.8	-	-	70.3	18.4	43.7
2. A few of the times	14.2	24.5	6.7	11.0	79.6	23.4	-	9.5	15.6	14.8	17.3	-	-	24.4	18.2	-
3. Some of the times	11.2	10.4	9.5	11.6	-	6.3	11.0	11.1	21.2	8.9	7.0	-	-	-	7.3	25.8
4. Most of the times	24.0	30.9	21.6	29.8	20.4	4.5	23.5	35.4	43.4	36.6	20.8	-	-	5.3	37.4	-
5. Every time	19.6	20.5	28.0	20.3	-	22.0	54.5	8.8	6.6	28.5	11.2	-	-	-	18.7	30.5
<i>Item 2420 Subject A05c</i>	<i>N†</i> 40	16	14	26	1	14	6	13	7	18	7	-	-	5	25	10
B034D: When your date or spouse was present																
1. Not at all	56.0	56.6	43.2	53.5	20.4	58.7	36.0	72.6	36.5	46.6	89.5	-	-	68.4	50.0	64.9
2. A few of the times	2.3	5.9	-	3.5	-	6.3	-	-	-	-	-	-	-	-	-	8.9
3. Some of the times	12.7	24.9	8.4	16.0	79.6	5.1	23.5	14.1	17.0	16.7	10.5	-	-	-	19.3	2.4
4. Most of the times	14.5	9.6	30.1	16.8	-	20.6	-	-	40.0	24.7	-	-	-	31.6	11.4	14.5
5. Every time	14.5	3.0	18.2	10.1	-	9.3	40.5	13.3	6.6	12.0	-	-	-	-	19.3	9.3
<i>Item 2430 Subject A05b</i>	<i>N†</i> 40	16	14	26	1	14	6	13	7	18	7	-	-	5	25	10

†=excludes respondents for whom question was inappropriate. *=less than .05 percent.

MONITORING THE FUTURE

QUESTIONNAIRE FORM 1 2003	TOTAL	SEX		RACE		REGION				COLLEGE PLANS?		ILLCIT DRUG USE: LIFETIME					
		M	F	White	Black	NE	NC	S	W	Yes	No	None	Mari- juana Only	Few Pills	More Pills	Any Her- oin	
<i>N (Weighted No. of Cases):</i>	2552	1049	1276	1607	273	538	607	883	524	1800	436	1200	629	235	364	24	
<i>% of Weighted Total:</i>	100.0	41.1	50.0	63.0	10.7	21.1	23.8	34.6	20.5	70.6	17.1	47.0	24.6	9.2	14.3	0.9	
B034E: When people over age 30 were present																	
1. Not at all	63.9	45.0	75.3	68.2	20.4	68.1	65.2	70.0	43.5	45.1	79.2	-	-	78.8	55.0	78.8	
2. A few of the times	13.8	25.1	6.7	11.4	79.6	17.0	11.3	11.4	13.5	13.9	20.8	-	-	21.2	18.1	-	
3. Some of the times	3.4	8.7	-	5.3	-	4.5	-	-	9.9	7.7	-	-	-	-	5.4	-	
4. Most of the times	12.7	9.6	13.2	7.3	-	10.4	-	13.3	26.5	19.2	-	-	-	-	14.3	14.5	
5. Every time	6.2	11.5	4.8	7.8	-	-	23.5	5.4	6.6	14.1	-	-	-	-	7.2	6.7	
<i>Item 2440 Subject A05b</i>	<i>N†</i>	40	16	14	26	1	14	6	13	7	18	7	-	-	5	25	10
B034F: During the daytime (before 4:00 p.m.)																	
1. Not at all	52.2	41.9	59.4	57.5	20.4	57.1	54.5	59.9	26.6	43.5	70.6	-	-	67.8	48.9	53.3	
2. A few of the times	16.0	10.2	20.7	13.9	-	16.7	22.0	12.0	17.0	19.5	8.6	-	-	32.2	10.0	23.4	
3. Some of the times	15.4	21.4	19.9	20.2	79.6	10.9	23.5	3.4	40.0	21.9	-	-	-	-	21.0	8.9	
4. Most of the times	5.5	14.1	-	2.7	-	10.4	-	-	9.9	12.5	-	-	-	-	2.8	14.5	
5. Every time	10.9	12.4	-	5.7	-	4.9	-	24.6	6.6	2.7	20.8	-	-	-	17.3	-	
<i>Item 2450 Subject A05c</i>	<i>N†</i>	40	16	14	26	1	14	6	13	7	18	7	-	-	5	25	10
B034G: At your home (or apartment or dorm)																	
1. Not at all	57.3	35.7	74.1	58.0	20.4	73.7	54.2	54.4	32.2	58.0	42.8	-	-	100.0	49.8	56.9	
2. A few of the times	17.2	25.7	12.8	18.9	79.6	-	45.8	19.6	24.8	12.4	38.1	-	-	-	21.7	13.8	
3. Some of the times	13.0	16.7	13.2	17.5	-	10.9	-	13.5	26.5	14.4	8.6	-	-	-	14.6	14.7	
4. Most of the times	9.6	14.1	-	2.7	-	10.4	-	12.5	9.9	12.5	-	-	-	-	9.3	14.5	
5. Every time	3.0	7.7	-	2.9	-	5.1	-	-	6.6	2.7	10.5	-	-	-	4.7	-	
<i>Item 2460 Subject A05c</i>	<i>N†</i>	41	16	14	26	1	14	6	14	7	18	7	-	-	5	26	10
B034H: At school																	
1. Not at all	66.4	59.0	66.2	71.6	20.4	74.7	54.5	71.5	50.0	52.9	79.2	-	-	67.8	61.8	77.1	
2. A few of the times	17.7	29.5	14.0	16.0	-	25.3	22.0	15.2	3.5	26.2	20.8	-	-	32.2	12.9	22.9	
3. Some of the times	11.4	-	19.9	7.3	79.6	-	-	13.3	40.0	10.7	-	-	-	-	18.2	-	
4. Most of the times	3.3	8.5	-	5.1	-	-	23.5	-	-	7.5	-	-	-	-	5.3	-	
5. Every time	1.2	3.0	-	-	-	-	-	-	6.6	2.7	-	-	-	-	1.9	-	
<i>Item 2470 Subject A05c</i>	<i>N†</i>	40	16	14	26	1	14	6	13	7	18	7	-	-	5	25	10
B034I: In a car																	
1. Not at all	50.3	43.4	61.6	59.5	-	55.7	73.1	46.3	23.1	42.6	67.1	-	-	73.5	43.0	58.6	
2. A few of the times	25.8	38.0	15.1	18.3	100.0	29.9	26.9	18.0	30.5	26.0	25.9	-	-	26.5	24.4	29.2	
3. Some of the times	13.4	15.9	19.8	20.4	-	9.4	-	10.7	39.8	28.9	-	-	-	-	20.0	2.4	
4. Most of the times	5.3	-	3.4	1.8	-	-	-	17.1	-	-	7.0	-	-	-	8.2	-	
5. Every time	5.3	2.7	-	-	-	4.9	-	7.9	6.6	2.4	-	-	-	-	4.4	9.8	
<i>Item 2490 Subject A05c</i>	<i>N†</i>	42	17	14	27	1	14	7	13	7	19	7	-	-	5	27	10
B035: How many of the times when you used LSD during the last year did you use it along with each of the following drugs—that is, so that their effects overlapped?																	
B035A: With alcohol																	
1. Not at all	50.4	51.9	57.8	58.4	20.4	53.1	28.0	53.3	63.0	38.1	87.9	-	-	82.9	47.0	44.6	
2. A few of the times	18.2	20.5	12.1	15.8	79.6	18.4	22.6	18.2	13.5	15.6	12.1	-	-	17.1	21.7	9.8	
3. Some of the times	9.7	8.5	18.2	14.8	-	10.2	31.2	-	3.5	20.7	-	-	-	-	14.3	2.4	
4. Most of the times	2.3	-	7.0	3.6	-	-	-	-	13.5	5.0	-	-	-	-	3.7	-	
5. Every time	19.3	19.1	5.0	7.5	-	18.3	18.2	28.5	6.6	20.6	-	-	-	-	13.3	43.2	
<i>Item 2500 Subject A01h</i>	<i>N†</i>	41	17	14	27	1	14	7	12	7	19	7	-	-	5	26	10
B035B: With marijuana																	
1. Not at all	33.0	43.4	24.5	34.6	20.4	39.7	13.9	42.6	18.7	17.0	84.4	-	-	57.4	34.3	19.2	
2. A few of the times	19.0	20.8	13.6	20.1	-	24.6	22.0	18.0	7.8	24.6	-	-	-	-	18.1	29.4	
3. Some of the times	10.4	10.6	13.2	7.8	-	11.5	40.5	-	3.5	21.0	-	-	-	-	9.7	16.9	
4. Most of the times	5.2	7.4	6.7	4.3	79.6	-	-	8.1	13.5	-	8.6	-	-	-	5.9	5.9	
5. Every time	32.4	17.7	41.9	33.1	-	24.1	23.5	31.3	56.5	37.4	7.0	-	-	42.6	32.0	28.7	
<i>Item 2510 Subject A01h</i>	<i>N†</i>	39	14	14	24	1	13	6	13	7	16	7	-	-	5	24	10

†=excludes respondents for whom question was inappropriate.

QUESTIONNAIRE FORM 1 2003	TOTAL	SEX		RACE		REGION				COLLEGE PLANS?		ILLICIT DRUG USE: LIFETIME					
		M	F	White	Black	NE	NC	S	W	Yes	No	None	Mari- juana Only	Few Pills	More Pills	Any Her- oin	
<i>N (Weighted No. of Cases):</i>	2552	1049	1276	1607	273	538	607	883	524	1800	436	1200	629	235	364	24	
<i>% of Weighted Total:</i>	100.0	41.1	50.0	63.0	10.7	21.1	23.8	34.6	20.5	70.6	17.1	47.0	24.6	9.2	14.3	0.9	
B036: What have been the most important reasons for your taking LSD? (Mark all that apply.)																	
A. To experiment—to see what it's like	82.4	82.7	84.0	92.0	20.4	71.9	89.0	91.7	79.9	81.3	89.5	-	-	100.0	81.9	74.6	
B. To relax or relieve tension	14.0	9.6	15.9	8.8	-	17.9	11.0	18.6	-	15.9	-	-	-	-	2.6	41.5	
C. To feel good or get high	53.7	42.7	68.8	56.5	-	57.3	51.3	50.7	54.3	63.1	15.6	-	-	42.6	39.0	90.2	
D. To seek deeper insights and understanding	30.4	53.2	11.8	33.0	-	36.8	-	45.8	13.3	30.0	46.8	-	-	-	29.0	43.0	
E. To have a good time with my friends	57.7	46.4	65.3	56.8	-	59.3	62.6	56.0	54.3	59.4	25.9	-	-	42.6	45.7	90.2	
F. To fit in with a group I like	3.5	-	4.8	2.7	-	-	-	10.2	-	3.9	-	-	-	-	-	6.7	
G. To get away from my problems or troubles	11.3	9.6	16.3	9.1	-	10.9	29.3	10.2	-	21.8	-	-	-	-	6.8	21.2	
H. Because of boredom, nothing else to do	29.3	37.4	22.6	33.3	-	29.6	11.0	32.4	37.5	22.5	39.3	-	-	-	26.4	44.6	
I. Because of anger or frustration	4.8	-	8.4	4.7	-	3.7	-	10.2	-	3.9	-	-	-	11.0	-	6.7	
J. To get through the day	1.7	-	-	-	-	-	-	5.1	-	-	-	-	-	-	-	-	
K. To increase the effects of some other drug(s)	27.1	15.4	42.3	21.5	79.6	10.9	40.3	21.8	57.9	40.1	-	-	-	-	24.8	40.0	
L. To decrease (offset) the effects of some other drug(s)	1.7	-	-	-	-	-	-	5.1	-	-	-	-	-	-	-	-	
M. Because I am "hooked"—I have to have it	1.7	-	-	-	-	-	-	5.1	-	-	-	-	-	-	-	-	
<i>Item 2520-2640 Subject A06a</i>	<i>N†</i>	40	16	14	26	1	14	6	14	7	18	7	-	-	5	24	10
B037: When you take LSD, how high do you usually get?																	
1. Not at all high	1.9	4.6	-	2.9	-	-	10.8	-	-	-	11.2	-	-	-	2.9	-	
2. A little high	12.7	10.3	21.0	13.9	-	16.3	22.6	10.0	-	20.8	11.3	-	-	48.8	11.3	-	
3. Moderately high	16.3	9.4	14.6	13.6	-	37.3	17.3	-	2.1	11.6	-	-	-	14.3	15.0	20.4	
4. Very high	69.2	75.7	64.4	69.7	100.0	46.4	49.3	90.0	97.9	67.6	77.5	-	-	36.9	70.7	79.6	
<i>Item 2650 Subject A01e</i>	<i>N†</i>	42	17	14	27	1	14	7	13	7	19	7	-	-	5	27	10
B038: When you take LSD, how long do you usually stay high?																	
1. Usually don't get high	2.0	5.0	-	3.0	-	-	13.9	-	-	-	11.2	-	-	-	3.1	-	
2. Two hours or less	9.3	12.4	12.6	10.7	-	6.8	11.0	15.4	2.1	13.9	18.3	-	-	41.5	4.4	6.7	
3. Three to six hours	31.9	14.8	25.3	22.1	20.4	54.6	11.3	25.0	14.8	10.5	10.5	-	-	47.4	22.8	46.9	
4. Seven to 24 hours	52.4	56.5	62.1	57.4	79.6	38.6	40.3	56.2	83.1	68.1	60.1	-	-	11.0	62.6	46.4	
5. More than 24 hours	4.4	11.3	-	6.8	-	-	23.5	3.4	-	7.5	-	-	-	-	7.0	-	
<i>Item 2660 Subject A01f</i>	<i>N†</i>	40	16	14	26	1	14	6	13	7	18	7	-	-	5	25	10
B039: Have you ever had a "bad trip" on LSD?																	
1. No	48.7	41.7	59.0	45.4	20.4	71.6	19.3	39.6	46.6	42.8	70.6	-	-	84.0	40.6	47.6	
2. Yes, once	38.4	50.6	12.8	34.9	79.6	25.0	39.9	60.4	26.9	31.9	29.4	-	-	3.6	40.6	52.4	
3. Yes, more than once	12.9	7.7	28.2	19.6	-	3.4	40.8	-	26.5	25.2	-	-	-	12.3	18.9	-	
<i>Item 2670 Subject A01k</i>	<i>N†</i>	42	17	14	27	1	15	7	12	7	19	7	-	-	4	26	10
B040: Have you ever tried to stop using LSD and found that you couldn't stop?																	
1. Yes	1.3	-	-	-	-	-	-	-	7.1	-	-	-	-	-	-	5.4	
2. No	98.7	100.0	100.0	100.0	100.0	100.0	100.0	100.0	92.9	100.0	100.0	-	-	100.0	100.0	94.6	
<i>Item 2680 Subject A01i</i>	<i>N†</i>	43	17	14	27	1	15	7	12	8	19	7	-	-	5	26	10
B041: Do you think you will be using LSD five years from now?																	
1. I definitely will	0.8	0.7	0.7	0.8	-	1.0	0.8	0.7	0.8	0.6	0.6	0.3	1.1	0.5	2.1	5.7	
2. I probably will	1.0	1.0	0.7	0.9	0.4	1.3	1.0	0.9	0.9	0.6	0.8	0.1	-	1.2	5.0	19.6	
3. I probably will not	7.1	7.4	5.9	6.9	2.6	6.9	6.6	6.5	8.8	7.1	5.6	3.3	6.5	13.7	15.5	31.3	
4. I definitely will not	91.1	90.9	92.7	91.5	97.1	90.9	91.6	91.9	89.5	91.7	93.0	96.3	92.5	84.7	77.4	43.4	
<i>Item 2690 Subject A04a</i>	<i>N</i>	2288	947	1206	1493	257	470	545	789	484	1681	397	1161	556	208	310	22
The next questions are about HALLUCINOGENS OTHER THAN LSD. This group would include the following drugs: Mescaline, Peyote, "Shrooms" or Psilocybin, PCP.																	

†=excludes respondents for whom question was inappropriate.

MONITORING THE FUTURE

QUESTIONNAIRE FORM 1 2003	TOTAL	SEX		RACE		REGION				COLLEGE PLANS?		ILLICIT DRUG USE: LIFETIME					
		M	F	White	Black	NE	NC	S	W	Yes	No	None	Mari- juana Only	Few Pills	More Pills	Any Her- oin	
<i>N (Weighted No. of Cases):</i>	2552	1049	1276	1607	273	538	607	883	524	1800	436	1200	629	235	364	24	
<i>% of Weighted Total:</i>	100.0	41.1	50.0	63.0	10.7	21.1	23.8	34.6	20.5	70.6	17.1	47.0	24.6	9.2	14.3	0.9	
B042: On how many occasions (if any) have you taken hallucinogens other than LSD . . .																	
B042A: . . . in your lifetime?																	
1. 0 occasions	91.6	89.3	94.9	90.6	99.6	87.1	93.7	92.1	92.7	94.1	88.9	100.0	100.0	83.3	56.9	34.9	
2. 1-2	4.2	5.2	2.9	4.8	-	5.2	3.5	4.0	4.4	3.3	4.8	-	-	16.7	17.3	9.4	
3. 3-5	2.3	3.4	0.9	2.6	-	5.6	1.3	1.6	1.0	1.4	3.2	-	-	-	15.0	9.4	
4. 6-9	0.7	0.7	0.7	0.9	-	1.0	0.5	0.7	0.8	0.5	1.6	-	-	-	4.2	11.6	
5. 10-19	0.5	0.6	0.2	0.4	0.4	0.3	0.3	0.7	0.6	0.2	0.2	-	-	-	2.7	11.8	
6. 20-39	0.3	0.3	0.1	0.4	-	0.3	0.3	0.5	-	0.1	1.1	-	-	-	1.6	7.8	
7. 40 or more	0.5	0.5	0.3	0.3	-	0.5	0.5	0.4	0.6	0.4	0.2	-	-	-	2.3	15.1	
<i>Item 920 Subject A01a</i>	<i>N</i> 2384	1004	1239	1563	253	496	573	817	498	1749	414	1171	597	228	345	22	
B042B: . . . during the last 12 months?																	
1. 0 occasions	94.7	93.3	96.9	94.2	99.6	91.2	96.4	95.7	94.7	96.3	93.6	100.0	100.0	90.7	73.3	42.6	
2. 1-2	3.5	4.9	2.0	4.1	-	6.5	2.3	2.6	3.6	2.5	4.0	-	-	9.3	17.0	20.8	
3. 3-5	1.1	1.2	0.8	1.2	-	1.5	0.8	0.9	1.1	0.8	1.4	-	-	-	6.6	12.7	
4. 6-9	0.4	0.4	0.3	0.4	0.4	0.2	0.2	0.5	0.6	0.2	0.4	-	-	-	1.9	11.1	
5. 10-19	0.1	*	*	*	-	-	0.1	0.1	*	*	-	-	-	-	-	0.1	6.2
6. 20-39	0.1	-	-	0.1	-	0.3	-	-	-	-	0.4	-	-	-	0.5	-	
7. 40 or more	0.2	0.2	0.1	0.1	-	0.3	0.2	0.2	-	0.1	0.2	-	-	-	0.7	6.7	
<i>Item 930 Subject A01b</i>	<i>N</i> 2382	1004	1238	1562	253	495	573	816	498	1748	414	1171	597	228	343	22	
B042C: . . . during the last 30 days?																	
1. 0 occasions	98.5	98.2	99.4	98.5	99.6	98.0	99.2	98.8	97.9	99.0	98.5	100.0	100.0	98.2	92.8	73.1	
2. 1-2	0.8	1.3	0.3	0.9	-	0.8	0.5	0.6	1.4	0.6	0.6	-	-	1.8	3.8	9.8	
3. 3-5	0.3	0.3	0.2	0.3	0.4	0.3	0.1	0.4	0.6	0.2	0.4	-	-	-	1.8	9.3	
4. 6-9	*	-	0.1	0.1	-	-	-	0.1	*	*	0.2	-	-	-	0.3	1.1	
5. 10-19	0.1	0.1	-	-	-	0.3	-	-	-	0.1	-	-	-	-	-	6.7	
6. 20-39	0.1	*	-	0.1	-	0.3	-	0.1	-	-	0.4	-	-	-	0.6	-	
7. 40 or more	0.1	-	-	-	-	0.3	0.2	-	-	0.1	-	-	-	-	0.7	-	
<i>Item 940 Subject A01c</i>	<i>N</i> 2385	1006	1238	1564	253	498	573	816	498	1749	414	1171	598	228	344	22	
IF YOU HAVE NOT TAKEN ANY HALLUCINOGENS OTHER THAN LSD IN THE LAST TWELVE MONTHS, GO TO Q.B046.																	
B043: When you take hallucinogens other than LSD, how high do you usually get?																	
1. Not at all high	0.9	0.9	1.5	0.6	-	-	-	3.3	-	0.9	2.2	-	-	-	1.3	-	
2. A little high	2.8	2.3	5.2	3.9	-	5.6	3.0	1.3	-	2.4	-	-	-	6.1	1.5	7.5	
3. Moderately high	25.2	20.0	28.8	24.6	-	23.3	17.1	20.2	41.7	18.8	35.3	-	-	21.4	22.8	52.0	
4. Very high	71.0	76.8	64.5	70.9	100.0	71.2	79.9	75.1	58.3	77.9	62.4	-	-	72.5	74.4	40.5	
<i>Item 2700 Subject A01e</i>	<i>N†</i> 129	69	40	94	1	46	20	36	26	67	27	-	-	21	94	13	
B044: When you take hallucinogens other than LSD, how long do you usually stay high?																	
1. Usually don't get high	2.1	0.9	2.8	1.2	-	-	4.6	4.7	-	2.4	2.2	-	-	-	2.8	-	
2. One to two hours	3.8	4.8	4.0	5.3	-	4.1	-	3.5	7.1	1.9	6.9	-	-	8.8	0.7	19.6	
3. Three to six hours	49.9	44.1	61.7	53.7	-	45.3	44.6	52.5	58.9	53.4	48.2	-	-	56.9	51.5	32.9	
4. Seven to 24 hours	42.0	46.3	31.5	36.9	100.0	50.6	50.9	31.8	34.0	38.1	42.6	-	-	34.4	42.1	47.5	
5. More than 24 hours	2.1	3.9	-	2.9	-	-	-	7.6	-	4.1	-	-	-	-	2.9	-	
<i>Item 2710 Subject A01f</i>	<i>N†</i> 131	71	40	94	1	46	22	36	26	67	27	-	-	21	95	13	
B045: What hallucinogens other than LSD have you taken during the last year? (Mark all that apply.)																	
A. Mescaline	9.1	6.8	9.4	7.0	-	5.6	15.1	6.0	14.0	12.3	5.1	-	-	9.0	6.3	30.6	
B. Peyote	10.3	11.6	3.1	8.0	-	6.4	4.6	17.9	11.0	12.0	9.4	-	-	6.1	9.2	26.1	
C. "Shrooms" or Psilocybin	85.5	88.3	81.2	85.4	100.0	83.7	92.5	74.5	97.4	87.5	79.3	-	-	78.1	85.5	96.0	
D. PCP	16.7	8.9	12.9	7.8	100.0	15.2	13.8	21.5	14.9	13.6	3.8	-	-	4.1	12.4	71.2	
E. Concentrated THC	16.9	15.0	15.9	15.4	100.0	9.2	14.9	24.9	20.2	15.2	17.8	-	-	9.6	17.8	24.3	
F. Other	28.7	25.3	36.7	30.0	-	41.2	25.0	18.9	24.6	31.0	28.3	-	-	20.2	29.4	40.2	
G. Don't know the names of some I have used	7.7	2.3	13.7	6.6	100.0	3.4	11.8	6.2	13.2	5.2	10.1	-	-	3.3	6.9	21.6	
<i>Item 2720-2780 Subject A01i</i>	<i>N†</i> 129	71	40	93	1	44	22	36	27	67	25	-	-	21	94	13	

†=excludes respondents for whom question was inappropriate. *=less than .05 percent.

DESCRIPTIVE RESULTS: 2003

67

QUESTIONNAIRE FORM 1 2003	TOTAL	SEX		RACE		REGION				COLLEGE PLANS?		ILLICIT DRUG USE: LIFETIME				
		M	F	White	Black	NE	NC	S	W	Yes	No	None	Mari- juana Only	Few Pills	More Pills	Any Her- oin
<i>N (Weighted No. of Cases):</i> <i>% of Weighted Total:</i>	2552 100.0	1049 41.1	1276 50.0	1607 63.0	273 10.7	538 21.1	607 23.8	883 34.6	524 20.5	1800 70.6	436 17.1	1200 47.0	629 24.6	235 9.2	364 14.3	24 0.9
The next questions are about some non-prescription drugs.																
B046: Some types of diet pills (also called appetite suppressants) can be sold legally without a doctor's prescription by drugstores, through the mail, etc. These "over-the-counter" drugs include Dexatrim, Dietac, and others. On how many occasions (if any) have you taken such non-prescription diet pills . . .																
B046A: . . . in your lifetime?																
1. 0 occasions	82.1	90.7	75.3	80.1	92.3	84.2	80.8	80.5	84.2	82.5	81.0	92.0	83.8	75.2	50.5	57.8
2. 1-2	5.1	2.7	7.3	5.7	3.7	4.5	4.6	5.8	5.1	5.4	5.0	2.8	5.8	8.8	8.5	22.3
3. 3-5	3.2	1.5	4.7	3.5	0.8	4.0	3.1	3.7	1.8	3.1	3.3	1.4	3.3	6.7	7.3	2.2
4. 6-9	1.6	0.8	2.2	1.7	0.4	1.0	2.5	1.6	1.3	1.7	1.6	1.0	1.2	2.2	4.2	1.0
5. 10-19	2.4	1.6	3.0	3.0	0.4	1.9	3.1	2.9	1.1	2.3	2.9	1.3	2.7	2.5	5.6	2.4
6. 20-39	1.7	0.6	2.4	1.5	0.8	1.3	1.9	1.5	2.3	1.7	0.6	0.5	1.1	0.3	7.8	4.3
7. 40 or more	3.8	2.1	5.1	4.4	1.6	3.1	4.1	4.0	4.1	3.4	5.6	1.0	2.1	4.3	16.0	10.0
<i>Item 21220 Subject A01a</i>	<i>N 2380</i>	<i>1002</i>	<i>1244</i>	<i>1566</i>	<i>259</i>	<i>497</i>	<i>573</i>	<i>812</i>	<i>498</i>	<i>1748</i>	<i>421</i>	<i>1160</i>	<i>599</i>	<i>225</i>	<i>343</i>	<i>24</i>
B046B: . . . during the last 12 months?																
1. 0 occasions	87.0	93.1	82.5	85.6	94.5	88.4	85.6	86.4	88.3	87.4	86.1	94.7	89.7	84.4	58.1	70.6
2. 1-2	4.0	2.5	5.3	4.8	2.2	5.5	3.8	4.2	2.5	4.3	3.4	2.0	4.0	4.8	10.2	12.8
3. 3-5	1.9	0.8	2.6	1.8	1.2	0.8	2.1	2.7	1.4	1.6	2.4	0.8	1.6	3.7	5.3	2.4
4. 6-9	1.6	0.7	2.3	1.5	0.4	1.5	1.2	2.3	0.8	1.5	1.5	1.0	0.8	1.2	5.3	-
5. 10-19	2.0	1.2	2.7	2.4	0.6	0.9	3.1	1.5	2.4	1.8	2.7	0.4	2.4	2.3	6.6	-
6. 20-39	1.8	0.6	2.5	1.8	0.9	0.4	2.3	1.7	2.6	1.7	1.4	0.5	1.2	2.5	6.6	4.3
7. 40 or more	1.7	1.1	2.0	2.1	0.3	2.4	1.9	1.0	1.9	1.6	2.5	0.6	0.3	1.1	7.9	10.0
<i>Item 21230 Subject A01b</i>	<i>N 2382</i>	<i>1003</i>	<i>1245</i>	<i>1567</i>	<i>260</i>	<i>498</i>	<i>574</i>	<i>813</i>	<i>497</i>	<i>1750</i>	<i>420</i>	<i>1161</i>	<i>601</i>	<i>225</i>	<i>343</i>	<i>24</i>
B046C: . . . during the last 30 days?																
1. 0 occasions	93.5	96.8	91.3	93.1	97.1	94.8	92.6	93.4	93.3	93.7	93.0	97.5	95.8	92.9	76.6	78.6
2. 1-2	1.9	0.9	2.7	2.1	1.2	1.7	1.2	2.7	1.7	2.1	1.6	0.9	2.3	2.5	3.9	10.1
3. 3-5	1.4	0.6	1.6	1.3	0.3	0.8	2.3	1.2	1.2	1.3	1.2	0.4	0.8	1.1	6.1	-
4. 6-9	0.9	0.4	1.5	0.9	-	0.8	1.2	0.4	1.7	0.9	1.2	0.4	0.5	1.9	3.0	-
5. 10-19	1.0	0.7	1.2	1.1	1.0	0.3	1.6	1.3	0.5	0.9	1.0	0.3	0.5	0.9	3.9	4.3
6. 20-39	1.0	0.4	1.3	1.2	0.5	1.5	1.0	0.8	1.0	0.9	1.9	0.4	0.1	0.6	5.0	4.0
7. 40 or more	0.3	0.2	0.3	0.3	-	0.1	0.2	0.2	0.7	0.3	0.2	0.1	-	0.1	1.5	3.0
<i>Item 21240 Subject A01c</i>	<i>N 2380</i>	<i>1002</i>	<i>1245</i>	<i>1565</i>	<i>260</i>	<i>497</i>	<i>574</i>	<i>813</i>	<i>497</i>	<i>1749</i>	<i>420</i>	<i>1161</i>	<i>599</i>	<i>225</i>	<i>343</i>	<i>24</i>
B047: Some stay-awake pills can be sold legally without a doctor's prescription by drugstores, through the mail, etc. These non-prescription or "over-the-counter" drugs include No-Doz, Vivarin, Wake, Caffedrine, and others.																
On how many occasions (if any) have you taken such non-prescription stay-awake pills . . .																
B047A: . . . in your lifetime?																
1. 0 occasions	80.2	83.9	77.7	76.6	95.3	83.7	77.4	80.1	79.9	81.5	75.4	93.2	80.2	65.2	47.9	44.0
2. 1-2	8.3	7.0	9.1	9.4	3.2	7.7	9.3	8.1	7.9	7.8	10.2	3.6	10.0	18.6	13.0	20.5
3. 3-5	4.5	4.3	4.9	5.9	0.7	3.1	6.4	4.1	4.5	4.6	5.7	2.2	5.2	8.9	8.9	-
4. 6-9	1.9	0.7	2.7	2.4	-	0.8	1.6	3.0	1.7	1.7	1.9	0.5	1.6	2.9	6.8	4.0
5. 10-19	2.2	1.8	2.7	2.6	0.5	3.0	2.6	1.6	2.1	2.2	2.2	0.4	2.1	2.8	8.0	9.0
6. 20-39	1.0	0.4	1.4	1.2	0.4	0.7	1.2	0.6	1.8	0.7	1.7	0.1	0.4	0.3	5.9	-
7. 40 or more	1.9	1.8	1.5	1.9	-	1.1	1.6	2.4	2.1	1.4	2.9	0.1	0.5	1.4	9.6	22.5
<i>Item 21250 Subject A01a</i>	<i>N 2393</i>	<i>1005</i>	<i>1255</i>	<i>1574</i>	<i>259</i>	<i>494</i>	<i>575</i>	<i>822</i>	<i>501</i>	<i>1757</i>	<i>424</i>	<i>1167</i>	<i>603</i>	<i>224</i>	<i>345</i>	<i>24</i>
B047B: . . . during the last 12 months?																
1. 0 occasions	87.5	90.7	85.7	85.5	97.4	89.1	87.1	88.4	85.1	88.1	85.7	96.5	90.0	79.0	60.3	55.0
2. 1-2	6.0	4.8	6.5	6.7	1.5	6.0	6.1	5.2	7.0	5.9	5.8	1.9	6.0	12.0	14.6	22.8
3. 3-5	2.4	1.9	2.9	3.0	0.8	1.4	3.5	2.1	2.7	2.2	3.8	1.1	2.3	5.3	5.3	4.0
4. 6-9	1.4	0.7	1.9	1.7	-	1.6	1.1	1.7	0.9	1.6	0.6	0.5	0.6	3.0	4.8	-
5. 10-19	1.2	0.4	1.8	1.5	0.4	1.1	0.7	0.7	2.6	0.9	1.9	-	0.8	-	6.5	5.3
6. 20-39	0.8	0.9	0.6	0.9	-	-	1.3	1.0	0.7	0.6	0.9	-	0.3	0.8	4.3	1.0
7. 40 or more	0.7	0.7	0.5	0.7	-	0.7	0.2	0.9	1.0	0.6	1.2	-	*	-	4.1	11.8
<i>Item 21260 Subject A01b</i>	<i>N 2393</i>	<i>1006</i>	<i>1254</i>	<i>1575</i>	<i>259</i>	<i>496</i>	<i>575</i>	<i>822</i>	<i>500</i>	<i>1757</i>	<i>424</i>	<i>1167</i>	<i>605</i>	<i>224</i>	<i>345</i>	<i>24</i>

*=less than .05 percent.

MONITORING THE FUTURE

QUESTIONNAIRE FORM 1 2003	TOTAL	SEX		RACE		REGION				COLLEGE PLANS?		ILLICIT DRUG USE: LIFETIME				
		M	F	White	Black	NE	NC	S	W	Yes	No	None	Mari- juana Only	Few Pills	More Pills	Any Her- oin
<i>N (Weighted No. of Cases):</i>	2552	1049	1276	1607	273	538	607	883	524	1800	436	1200	629	235	364	24
<i>% of Weighted Total:</i>	100.0	41.1	50.0	63.0	10.7	21.1	23.8	34.6	20.5	70.6	17.1	47.0	24.6	9.2	14.3	0.9
B047C: . . . during the last 30 days?																
1. 0 occasions	95.0	96.8	94.1	94.3	98.6	96.8	94.4	94.9	94.2	95.4	94.2	99.0	96.7	93.0	81.8	68.3
2. 1-2	2.8	1.7	3.2	3.1	1.0	2.1	3.8	2.9	2.0	2.6	2.5	0.8	2.8	5.4	6.5	15.9
3. 3-5	0.8	0.2	1.2	1.1	-	0.3	0.8	0.5	1.7	0.6	1.6	0.3	0.4	1.2	3.1	2.9
4. 6-9	0.7	0.6	0.7	0.7	-	0.3	0.5	0.7	1.2	0.8	0.4	-	0.1	0.4	3.4	11.8
5. 10-19	0.5	0.5	0.5	0.6	0.4	-	0.3	0.6	0.9	0.3	1.0	-	-	-	3.1	1.0
6. 20-39	0.1	0.2	-	-	-	0.4	-	0.1	-	0.1	-	-	-	-	0.8	-
7. 40 or more	0.2	0.1	0.3	0.3	-	0.1	0.2	0.3	-	0.1	0.4	-	-	-	1.2	-
<i>Item 21270 Subject A01c</i>	<i>N</i> 2393	1005	1254	1575	259	495	575	822	500	1756	424	1167	603	224	345	24
B048: In addition to non-prescription diet and stay-awake pills, there are other stimulants and pep pills which can be sold legally in most states without a prescription—usually by mail. These are sometimes called “fake pep pills,” “imitation speed,” or “look-alikes,” because they look like prescription amphetamines and sometimes have similar names. Other than the diet pills and stay-awake pills you have already told us about, on how many occasions (if any) have you taken other non-prescription stimulants or pep pills . . .																
B048A: . . . in your lifetime?																
1. 0 occasions	91.4	92.4	91.3	90.5	97.7	92.3	90.9	92.1	90.1	92.7	88.4	98.2	95.2	86.8	66.5	45.5
2. 1-2	3.4	3.2	3.4	3.8	2.3	3.9	4.2	2.4	3.4	3.4	3.2	1.3	2.9	9.0	7.2	14.7
3. 3-5	1.7	1.2	2.2	2.1	-	1.3	1.6	1.9	2.1	1.5	3.1	0.3	0.9	3.6	7.0	4.4
4. 6-9	1.3	1.1	1.3	1.4	-	1.0	1.2	1.4	1.6	0.9	2.7	-	0.6	0.3	7.9	-
5. 10-19	0.8	0.6	0.7	0.6	-	0.9	0.6	0.4	1.3	0.6	0.3	0.2	0.2	-	3.3	15.6
6. 20-39	0.6	0.6	0.5	0.7	-	-	0.9	0.9	0.5	0.4	1.1	-	0.1	0.4	3.8	-
7. 40 or more	0.8	0.8	0.7	0.8	-	0.6	0.7	0.9	1.1	0.6	1.2	-	0.1	-	4.3	19.8
<i>Item 21280 Subject A01a</i>	<i>N</i> 2387	1006	1249	1570	260	493	575	822	496	1759	419	1173	601	222	339	23
B048B: . . . during the last 12 months?																
1. 0 occasions	94.6	94.8	94.9	93.8	99.5	94.2	95.1	95.0	93.9	95.4	93.3	99.4	96.9	94.0	76.5	56.6
2. 1-2	2.5	2.3	2.7	3.2	0.5	4.3	2.2	2.0	2.0	2.4	3.0	0.5	2.6	4.8	7.4	14.5
3. 3-5	0.8	0.7	0.9	0.8	-	0.3	0.5	0.6	2.1	0.7	1.2	0.1	*	0.9	4.7	4.4
4. 6-9	0.7	0.9	0.6	0.6	-	0.5	0.5	0.6	1.3	0.6	0.7	-	0.3	-	4.5	-
5. 10-19	0.5	0.6	0.2	0.5	-	0.4	0.8	0.7	0.1	0.3	0.9	-	0.2	0.4	2.1	16.5
6. 20-39	0.5	0.5	0.4	0.5	-	0.1	0.5	0.6	0.4	0.4	0.5	-	-	-	3.0	3.8
7. 40 or more	0.3	0.2	0.3	0.4	-	0.2	0.3	0.4	0.3	0.2	0.4	-	-	-	1.8	4.1
<i>Item 21290 Subject A01b</i>	<i>N</i> 2387	1006	1249	1570	260	493	575	822	496	1759	419	1173	601	222	339	23
B048C: . . . during the last 30 days?																
1. 0 occasions	97.7	97.8	97.9	97.3	99.5	98.2	97.8	97.4	97.4	97.9	97.1	99.9	98.9	98.6	88.1	77.9
2. 1-2	1.1	1.0	1.0	1.3	0.5	1.1	0.8	0.9	1.6	1.0	1.3	-	1.0	1.0	4.8	5.3
3. 3-5	0.3	0.2	0.3	0.3	-	0.3	0.2	0.3	0.2	0.3	0.2	0.1	-	0.4	1.5	-
4. 6-9	0.5	0.6	0.2	0.5	-	0.1	0.5	0.6	0.4	0.4	0.5	-	0.1	-	2.3	10.1
5. 10-19	0.2	0.1	0.3	0.3	-	-	0.3	0.4	0.1	0.2	0.2	-	-	-	1.4	2.5
6. 20-39	0.2	0.1	0.2	0.3	-	0.2	0.3	0.3	-	0.1	0.6	-	-	-	1.2	4.1
7. 40 or more	0.1	0.1	-	0.1	-	-	-	0.1	0.3	0.1	-	-	-	-	0.7	-
<i>Item 21300 Subject A01c</i>	<i>N</i> 2387	1006	1249	1570	260	493	575	822	496	1759	419	1173	601	222	339	23
The next questions are about AMPHETAMINES, which doctors have prescribed to help people lose weight or to give people more energy. Drugstores are not supposed to sell them without a prescription from a doctor.																
Amphetamines are sometimes called: uppers, ups, speed, bennies, dexies, pep pills, diet pills, meth or crystal meth. They include the following drugs: Benzedrine, Dexedrine, Methedrine, Ritalin, Preludin, Dexamyl, Methamphetamine.																
IN YOUR ANSWERS ABOUT AMPHETAMINES, DO NOT INCLUDE ANY NON-PRESCRIPTION OR OVER-THE-COUNTER DRUGS.																

* = less than .05 percent.

QUESTIONNAIRE FORM 1 2003	TOTAL	SEX		RACE		REGION				COLLEGE PLANS?		ILLICIT DRUG USE: LIFETIME				
		M	F	White	Black	NE	NC	S	W	Yes	No	None	Mari- juana Only	Few Pills	More Pills	Any Her- oin
<i>N (Weighted No. of Cases):</i>	2552	1049	1276	1607	273	538	607	883	524	1800	436	1200	629	235	364	24
<i>% of Weighted Total:</i>	100.0	41.1	50.0	63.0	10.7	21.1	23.8	34.6	20.5	70.6	17.1	47.0	24.6	9.2	14.3	0.9
B049: Have you ever taken amphetamines because a doctor told you to use them?																
1. No	92.6	92.4	93.7	92.5	96.7	93.6	93.0	91.0	94.1	93.4	91.0	96.4	95.9	83.7	80.6	91.5
2. Yes, but I had already tried them on my own	1.8	2.1	1.2	1.7	0.3	1.3	1.6	3.0	0.5	1.2	3.2	-	0.3	5.5	7.7	2.2
3. Yes, and it was the first time I took any	5.6	5.5	5.2	5.8	3.0	5.1	5.5	6.0	5.5	5.4	5.8	3.6	3.8	10.7	11.6	6.4
<i>Item 2790 Subject A01j</i>	<i>N</i> 2400	1012	1250	1578	259	498	579	824	499	1759	424	1171	597	229	350	24
B050: On how many occasions (if any) have you taken amphetamines on your own—that is, without a doctor telling you to take them . . .																
B050A: . . . in your lifetime?																
1. 0 occasions	88.6	90.4	88.4	87.7	99.1	89.9	89.0	87.7	88.5	90.8	84.8	100.0	100.0	76.3	41.5	34.3
2. 1-2	3.9	3.8	4.0	4.7	-	3.5	4.9	3.8	3.5	3.2	5.5	-	-	23.7	11.6	2.6
3. 3-5	2.1	1.9	2.1	2.1	0.3	1.4	2.5	1.8	2.6	1.8	2.7	-	-	-	13.7	7.9
4. 6-9	1.0	1.0	0.9	1.0	-	1.0	0.6	1.3	1.2	0.6	2.0	-	-	-	6.6	8.1
5. 10-19	1.5	0.8	2.0	1.8	-	1.5	0.9	2.1	1.1	1.3	1.9	-	-	-	9.7	6.7
6. 20-39	0.9	0.5	0.9	0.9	0.2	1.0	0.5	1.4	0.7	0.8	1.0	-	-	-	5.2	19.3
7. 40 or more	1.9	1.6	1.8	1.7	0.4	1.7	1.7	1.8	2.4	1.5	2.1	-	-	-	11.6	21.1
<i>Item 980 Subject A01a</i>	<i>N</i> 2392	1014	1243	1579	257	496	578	818	500	1755	422	1171	595	225	348	24
B050B: . . . during the last 12 months?																
1. 0 occasions	92.4	94.2	92.2	91.9	99.1	92.0	93.8	91.8	92.1	93.9	90.8	100.0	100.0	90.3	56.6	51.5
2. 1-2	2.9	2.3	3.0	3.4	0.3	3.0	2.9	3.4	2.1	2.3	3.3	-	-	9.7	13.7	5.5
3. 3-5	1.6	1.5	1.6	1.7	-	1.9	0.9	1.1	2.8	1.4	2.3	-	-	-	10.7	3.8
4. 6-9	0.7	0.4	0.8	0.8	-	0.8	0.8	0.8	0.4	0.5	1.5	-	-	-	4.2	11.0
5. 10-19	0.9	0.7	0.9	0.8	0.4	0.9	0.3	1.1	1.0	0.8	0.8	-	-	-	5.6	6.6
6. 20-39	0.7	0.4	0.6	0.6	0.2	1.0	0.3	0.8	0.7	0.4	0.8	-	-	-	4.0	15.3
7. 40 or more	0.8	0.5	0.9	0.8	-	0.5	0.9	0.9	0.9	0.7	0.6	-	-	-	5.1	6.4
<i>Item 990 Subject A01b</i>	<i>N</i> 2388	1012	1241	1577	257	494	576	818	500	1754	420	1171	596	225	342	24
B050C: . . . during the last 30 days?																
1. 0 occasions	95.8	96.9	96.1	96.1	99.1	96.0	97.1	95.1	95.1	96.7	94.6	100.0	100.0	96.7	75.1	65.6
2. 1-2	2.1	1.8	2.0	2.2	0.3	3.0	1.5	1.7	2.4	1.7	2.9	-	-	3.3	11.6	9.4
3. 3-5	0.5	0.5	0.3	0.3	-	0.1	0.3	0.8	0.7	0.4	0.7	-	-	-	3.2	4.3
4. 6-9	0.8	0.3	0.7	0.5	0.4	0.3	0.2	1.3	1.0	0.5	0.6	-	-	-	4.5	11.0
5. 10-19	0.4	0.1	0.4	0.4	-	-	0.3	0.6	0.6	0.3	0.5	-	-	-	2.5	3.4
6. 20-39	0.3	0.1	0.5	0.5	0.2	0.1	0.6	0.4	-	0.3	0.6	-	-	-	2.3	-
7. 40 or more	0.2	0.2	0.1	0.1	-	0.5	-	0.1	0.3	0.1	0.2	-	-	-	0.9	6.4
<i>Item 1000 Subject A01c</i>	<i>N</i> 2388	1011	1241	1577	257	493	577	818	499	1753	421	1171	595	225	343	24
IF YOU HAVE NOT TAKEN AMPHETAMINES IN THE LAST TWELVE MONTHS, GO TO Q.B059.																
THE FOLLOWING QUESTIONS REFER ONLY TO TAKING AMPHETAMINES WITHOUT A DOCTOR'S ORDERS. IF YOU HAVE NOT DONE THIS IN THE LAST TWELVE MONTHS, GO TO Q.B059.																
B051: When you used amphetamines during the last year, how often did you use them in each of the following situations?																
B051A: When you were alone																
1. Not at all	43.7	50.8	40.2	46.2	51.2	54.2	51.0	45.6	24.9	46.1	33.3	-	-	56.0	43.3	22.7
2. A few of the times	20.7	21.7	16.5	19.2	-	17.1	14.8	22.3	26.0	18.5	26.6	-	-	19.1	21.0	21.5
3. Some of the times	14.4	20.6	10.8	14.1	-	13.5	23.9	6.6	20.5	15.3	12.7	-	-	5.3	14.9	25.4
4. Most of the times	8.3	2.8	11.2	6.7	30.0	4.0	7.9	12.3	5.9	5.8	10.4	-	-	-	9.0	15.5
5. Every time	12.9	4.0	21.2	13.8	18.8	11.2	2.5	13.2	22.7	14.2	17.0	-	-	19.6	11.9	15.0
<i>Item 2800 Subject A05a</i>	<i>N†</i> 173	54	93	120	3	35	33	66	39	99	38	-	-	19	142	11

†=excludes respondents for whom question was inappropriate.

MONITORING THE FUTURE

QUESTIONNAIRE FORM 1 2003	TOTAL	SEX		RACE		REGION				COLLEGE PLANS?		ILLICIT DRUG USE: LIFETIME					
		M	F	White	Black	NE	NC	S	W	Yes	No	None	Mari- juana Only	Few Pills	More Pills	Any Her- oin	
<i>N (Weighted No. of Cases):</i>	2552	1049	1276	1607	273	538	607	883	524	1800	436	1200	629	235	364	24	
<i>% of Weighted Total:</i>	100.0	41.1	50.0	63.0	10.7	21.1	23.8	34.6	20.5	70.6	17.1	47.0	24.6	9.2	14.3	0.9	
B051B: With just 1 or 2 other people																	
1. Not at all	25.0	21.1	30.2	26.8	70.0	32.2	10.3	25.3	29.9	29.6	21.0	-	-	43.1	23.9	-	
2. A few of the times	29.0	40.1	27.0	32.0	-	30.7	40.0	25.0	24.9	27.6	44.0	-	-	28.1	30.0	19.7	
3. Some of the times	17.2	16.2	11.0	14.6	-	14.1	19.0	22.5	9.5	10.3	21.9	-	-	16.5	17.2	19.7	
4. Most of the times	19.3	15.3	20.9	19.1	30.0	14.3	14.7	22.0	23.4	24.2	6.4	-	-	-	20.7	36.9	
5. Every time	9.5	7.4	11.0	7.4	-	8.6	16.0	5.2	12.3	8.2	6.7	-	-	12.3	8.2	23.8	
<i>Item 2810 Subject A05b</i>	<i>N†</i>	174	54	95	121	3	36	33	66	39	100	38	-	-	19	144	11
B051C: At a party																	
1. Not at all	55.9	52.8	64.1	57.1	70.0	54.5	59.6	52.4	59.9	61.7	64.2	-	-	75.8	55.2	26.3	
2. A few of the times	12.8	11.1	13.8	12.7	-	-	23.6	12.0	17.0	15.2	1.8	-	-	-	14.0	21.4	
3. Some of the times	10.1	10.4	4.8	8.4	-	11.4	-	15.2	9.2	4.0	14.8	-	-	-	10.6	22.1	
4. Most of the times	12.7	17.6	7.0	11.7	30.0	12.6	11.8	12.6	13.9	9.0	16.6	-	-	16.5	12.4	11.2	
5. Every time	8.4	8.1	10.3	10.0	-	21.4	5.0	7.8	-	10.1	2.5	-	-	7.7	7.8	19.0	
<i>Item 2820 Subject A05c</i>	<i>N†</i>	171	53	93	118	3	36	33	63	38	100	35	-	-	19	140	11
B051D: When your date or spouse was present																	
1. Not at all	63.3	72.2	59.6	62.3	70.0	68.1	72.3	54.3	66.4	66.8	57.8	-	-	79.8	64.0	20.3	
2. A few of the times	10.3	9.7	8.4	10.9	-	3.1	10.2	11.4	15.1	5.6	16.2	-	-	-	10.0	33.9	
3. Some of the times	11.1	8.7	12.5	12.6	-	16.2	7.5	12.6	6.8	12.5	7.1	-	-	-	12.4	14.8	
4. Most of the times	8.4	4.2	10.8	9.5	30.0	3.1	10.0	9.2	10.6	8.2	8.5	-	-	4.1	9.2	5.9	
5. Every time	6.9	5.2	8.8	4.7	-	9.5	-	12.4	1.0	6.9	10.4	-	-	16.1	4.4	25.1	
<i>Item 2830 Subject A05b</i>	<i>N†</i>	174	54	95	121	3	36	33	66	39	100	38	-	-	19	144	11
B051E: When people over age 30 were present																	
1. Not at all	64.6	64.8	66.2	67.6	29.6	80.5	65.8	59.8	56.7	72.2	50.5	-	-	75.0	62.7	68.7	
2. A few of the times	14.8	16.7	12.1	12.3	-	6.3	17.2	11.3	26.9	9.3	21.4	-	-	22.7	14.0	11.3	
3. Some of the times	10.7	7.8	12.0	12.6	-	9.0	8.7	15.1	6.1	8.9	16.9	-	-	-	13.0	-	
4. Most of the times	6.6	4.0	7.4	5.8	48.8	-	8.2	8.8	7.8	5.2	7.5	-	-	2.3	7.3	5.9	
5. Every time	3.3	6.7	2.3	1.6	21.6	4.2	-	5.0	2.6	4.3	3.8	-	-	-	3.0	14.2	
<i>Item 2840 Subject A05b</i>	<i>N†</i>	172	54	93	121	3	36	33	66	37	99	38	-	-	19	141	11
B051F: During the daytime (before 4:00 p.m.)																	
1. Not at all	36.3	38.5	37.9	39.4	51.2	48.0	38.4	31.9	31.4	36.8	32.9	-	-	41.8	35.9	25.7	
2. A few of the times	19.7	22.2	15.6	20.5	-	15.5	28.1	12.4	29.3	18.1	22.5	-	-	29.4	20.0	-	
3. Some of the times	16.0	10.2	17.0	16.2	-	6.9	20.1	18.4	16.7	16.1	13.8	-	-	2.3	18.2	13.0	
4. Most of the times	13.9	16.7	13.7	13.3	48.8	14.8	6.9	16.7	14.0	14.8	15.3	-	-	10.4	14.2	16.7	
5. Every time	14.1	12.4	15.8	10.6	-	14.9	6.5	20.6	8.6	14.3	15.5	-	-	16.1	11.6	44.6	
<i>Item 2850 Subject A05c</i>	<i>N†</i>	171	54	92	120	3	35	33	66	37	99	38	-	-	19	141	11
B051G: At your home (or apartment or dorm)																	
1. Not at all	36.0	46.7	31.9	35.8	29.6	46.7	45.1	28.0	32.0	37.6	33.2	-	-	35.2	36.4	25.6	
2. A few of the times	16.5	17.6	14.0	15.7	-	3.6	22.2	10.5	33.7	18.1	13.3	-	-	9.2	17.7	15.5	
3. Some of the times	16.7	17.2	16.2	19.7	30.0	12.5	18.9	20.1	12.8	14.8	23.7	-	-	-	20.3	-	
4. Most of the times	15.2	8.2	15.5	13.7	21.6	23.4	9.4	18.0	7.6	15.6	10.8	-	-	20.6	13.6	28.0	
5. Every time	15.7	10.3	22.4	15.1	18.8	13.8	4.4	23.3	13.9	13.9	19.0	-	-	35.0	12.0	31.0	
<i>Item 2860 Subject A05c</i>	<i>N†</i>	173	54	93	120	3	35	33	66	38	99	38	-	-	19	142	11
B051H: At school																	
1. Not at all	56.8	48.0	58.1	53.3	48.4	52.1	61.8	61.7	48.7	57.0	52.1	-	-	84.6	53.2	51.2	
2. A few of the times	18.4	19.7	22.0	22.8	-	20.6	15.8	13.6	27.0	17.0	28.5	-	-	5.0	21.6	2.3	
3. Some of the times	10.3	9.5	7.8	8.6	-	7.4	12.4	9.8	12.0	7.0	9.2	-	-	-	11.7	10.8	
4. Most of the times	9.3	17.9	6.8	11.6	51.6	15.6	2.8	10.3	7.4	12.2	7.9	-	-	10.4	9.9	-	
5. Every time	5.1	4.9	5.3	3.7	-	4.3	7.2	4.6	4.9	6.7	2.3	-	-	-	3.6	35.7	
<i>Item 2880 Subject A05c</i>	<i>N†</i>	173	54	93	120	3	35	33	66	39	99	38	-	-	19	142	11
B051I: In a car																	
1. Not at all	61.8	58.5	68.0	63.5	70.0	73.8	69.6	56.3	53.5	71.0	51.7	-	-	83.5	58.1	67.8	
2. A few of the times	17.0	20.9	16.2	20.5	-	9.8	22.6	14.8	22.1	13.8	29.8	-	-	-	19.8	10.8	
3. Some of the times	11.3	10.5	8.1	9.4	-	7.9	2.8	18.1	10.0	7.4	12.1	-	-	-	13.7	-	
4. Most of the times	7.6	4.7	6.2	5.4	30.0	4.2	5.0	8.6	10.9	5.8	4.0	-	-	16.5	6.4	7.2	
5. Every time	2.5	5.4	1.5	1.2	-	4.4	-	2.1	3.4	2.0	2.4	-	-	-	1.9	14.2	
<i>Item 2890 Subject A05c</i>	<i>N†</i>	171	52	94	119	3	34	33	66	38	98	38	-	-	19	141	11

†=excludes respondents for whom question was inappropriate.

DESCRIPTIVE RESULTS: 2003

71

QUESTIONNAIRE FORM 1 2003	TOTAL	SEX		RACE		REGION				COLLEGE PLANS?		ILLICIT DRUG USE: LIFETIME				
		M	F	White	Black	NE	NC	S	W	Yes	No	None	Mari- juana Only	Few Pills	More Pills	Any Her- oin
<i>N (Weighted No. of Cases):</i> <i>% of Weighted Total:</i>	2552 100.0	1049 41.1	1276 50.0	1607 63.0	273 10.7	538 21.1	607 23.8	883 34.6	524 20.5	1800 70.6	436 17.1	1200 47.0	629 24.6	235 9.2	364 14.3	24 0.9
B052: How many of the times when you used amphetamines during the last year did you use them along with each of the following drugs—that is, so that their effects overlapped?																
B052A: With alcohol																
1. Not at all	58.8	56.9	66.8	64.0	70.0	58.0	53.7	58.6	64.0	68.8	45.8	-	-	70.9	60.8	5.9
2. A few of the times	17.7	10.5	18.9	17.2	-	12.5	38.1	13.2	13.0	14.4	23.8	-	-	8.4	16.2	55.5
3. Some of the times	13.8	19.1	8.4	12.3	-	19.6	3.0	13.0	18.4	11.8	12.8	-	-	20.8	13.0	12.5
4. Most of the times	5.8	7.6	2.7	3.8	30.0	3.7	5.2	9.2	2.5	1.3	11.5	-	-	-	6.2	11.9
5. Every time	4.0	6.0	3.2	2.8	-	6.1	-	6.0	2.1	3.7	6.2	-	-	-	3.8	14.2
<i>Item 2900 Subject A01h</i>	<i>N†</i> 173	53	95	120	3	36	32	65	39	100	38	-	-	20	142	11
B052B: With marijuana																
1. Not at all	48.5	45.7	50.5	47.0	70.0	56.7	45.0	45.1	49.4	49.1	50.6	-	-	70.1	47.6	15.5
2. A few of the times	18.1	21.5	18.9	20.1	-	6.3	26.8	17.0	23.4	20.6	18.9	-	-	5.1	19.1	30.3
3. Some of the times	9.7	10.8	9.6	10.5	30.0	11.1	11.3	5.2	14.5	8.6	5.0	-	-	4.9	10.6	7.7
4. Most of the times	12.5	8.0	11.6	11.0	-	9.5	10.1	21.4	2.8	8.3	17.8	-	-	15.9	12.3	10.7
5. Every time	11.2	14.0	9.4	11.5	-	16.4	6.8	11.4	9.9	13.4	7.8	-	-	4.0	10.5	35.9
<i>Item 2910 Subject A01h</i>	<i>N†</i> 173	53	95	119	3	36	33	64	39	100	38	-	-	20	142	11
B052C: With LSD																
1. Not at all	96.9	97.1	96.6	98.1	70.0	94.7	100.0	100.0	91.2	96.3	100.0	-	-	100.0	97.5	83.5
2. A few of the times	1.9	-	3.1	1.6	30.0	1.1	-	-	7.5	1.9	-	-	-	-	2.4	-
3. Some of the times	0.1	-	0.3	0.2	-	-	-	-	0.6	0.3	-	-	-	-	-	2.3
4. Most of the times	-	-	-	-	-	-	-	-	-	-	-	-	-	-	-	-
5. Every time	1.0	2.9	-	-	-	4.2	-	-	0.6	1.5	-	-	-	-	0.2	14.2
<i>Item 2920 Subject A01h</i>	<i>N†</i> 168	51	92	116	3	36	31	63	38	98	35	-	-	19	137	11
B052D: With hallucinogens other than LSD																
1. Not at all	91.6	87.9	94.6	92.4	70.0	84.2	100.0	94.5	87.0	92.9	90.3	-	-	100.0	92.6	62.5
2. A few of the times	5.5	6.8	3.1	5.5	-	9.2	-	5.5	6.4	4.0	7.0	-	-	-	5.1	21.0
3. Some of the times	2.0	2.4	2.3	2.1	30.0	2.5	-	-	6.6	1.5	2.7	-	-	-	2.3	2.3
4. Most of the times	-	-	-	-	-	-	-	-	-	-	-	-	-	-	-	-
5. Every time	0.9	2.9	-	-	-	4.1	-	-	-	1.5	-	-	-	-	-	14.2
<i>Item 2930 Subject A01h</i>	<i>N†</i> 169	52	92	117	3	36	31	63	38	100	35	-	-	19	138	11
B053: What have been the most important reasons for your taking amphetamines without a doctor's orders? (Mark all that apply.)																
A. To experiment—to see what it's like	49.2	63.9	44.3	53.5	26.8	55.9	45.1	51.3	43.0	45.3	71.5	-	-	45.7	49.3	58.5
B. To relax or relieve tension	21.0	19.3	22.0	21.9	-	26.7	22.8	22.6	11.5	21.3	22.7	-	-	8.6	20.8	47.5
C. To feel good or get high	45.0	47.3	42.7	42.5	-	50.0	35.0	50.6	40.0	40.8	48.4	-	-	29.3	44.8	80.2
D. To seek deeper insights and understanding	8.2	14.6	4.8	7.9	-	3.1	3.1	11.4	12.2	6.8	14.7	-	-	-	9.4	7.2
E. To have a good time with my friends	32.5	28.3	32.4	32.5	-	42.4	27.0	36.2	21.8	31.2	30.0	-	-	29.7	31.8	49.9
F. To fit in with a group I like	2.0	-	2.5	2.0	-	1.4	2.4	3.3	-	0.9	3.9	-	-	-	1.6	11.4
G. To get away from my problems or troubles	12.5	7.6	15.7	8.4	26.8	8.8	14.6	11.0	16.5	12.3	15.6	-	-	-	11.7	46.2
H. Because of boredom, nothing else to do	22.6	23.7	22.0	19.6	-	27.2	20.4	20.1	24.4	22.3	25.0	-	-	12.8	23.6	28.4
I. Because of anger or frustration	5.6	-	7.3	4.5	-	7.9	-	8.4	3.8	2.9	8.9	-	-	5.1	4.2	26.3
J. To get through the day	17.0	17.6	13.7	13.1	-	17.7	14.4	12.5	26.3	12.9	16.4	-	-	8.9	16.8	36.1
K. To increase the effects of some other drug(s)	10.8	11.6	8.6	11.0	-	2.0	6.6	21.1	5.7	9.1	14.5	-	-	4.2	10.9	22.6
L. To decrease (offset) the effects of some other drug(s)	1.4	2.7	1.0	0.6	-	6.2	-	-	0.4	2.3	-	-	-	-	0.6	14.2
M. To stay awake	42.9	39.8	41.8	37.3	30.7	41.8	46.1	38.5	48.5	38.5	44.1	-	-	32.9	42.3	63.6
N. To get more energy	52.2	46.2	55.5	51.2	26.8	55.3	63.2	48.9	45.1	48.7	60.8	-	-	48.6	50.4	79.6
O. To help me lose weight	34.6	10.5	50.5	37.7	57.4	13.7	35.6	45.9	34.4	34.8	44.7	-	-	17.8	37.2	32.2
P. Because I am "hooked"—I feel I have to have them	7.1	5.1	7.5	3.9	42.6	11.4	1.8	6.2	9.3	5.2	2.5	-	-	-	5.1	47.7
<i>Item 2940-3090 Subject A06a</i>	<i>N†</i> 174	55	92	120	2	36	35	65	38	99	37	-	-	19	143	11

†=excludes respondents for whom question was inappropriate.

MONITORING THE FUTURE

QUESTIONNAIRE FORM 1 2003	TOTAL	SEX		RACE		REGION				COLLEGE PLANS?		ILLICIT DRUG USE: LIFETIME				
		M	F	White	Black	NE	NC	S	W	Yes	No	None	Mari- juana Only	Few Pills	More Pills	Any Her- oin
<i>N (Weighted No. of Cases):</i>	2552	1049	1276	1607	273	538	607	883	524	1800	436	1200	629	235	364	24
<i>% of Weighted Total:</i>	100.0	41.1	50.0	63.0	10.7	21.1	23.8	34.6	20.5	70.6	17.1	47.0	24.6	9.2	14.3	0.9
B054: When you take amphetamines, how high do you usually get?																
1. Not at all high	13.5	11.0	11.6	11.7	-	12.5	11.3	14.8	14.3	12.2	11.6	-	-	32.4	12.0	-
2. A little high	22.8	27.6	21.8	23.7	-	20.1	19.1	21.0	31.3	25.6	23.4	-	-	14.9	24.1	18.4
3. Moderately high	29.5	26.6	32.6	30.6	42.6	32.5	31.0	31.4	22.2	31.0	30.8	-	-	16.9	30.9	33.3
4. Very high	13.7	16.5	11.6	13.5	-	15.6	16.8	12.1	11.7	10.4	13.0	-	-	7.7	12.7	38.8
5. I don't take them to get high	20.5	18.3	22.4	20.5	57.4	19.3	21.7	20.6	20.4	20.8	21.3	-	-	28.2	20.3	9.5
<i>Item 3100 Subject A01e</i> <i>N†</i>	176	55	92	119	2	36	35	66	39	98	38	-	-	19	147	10
B055: When you take amphetamines, how long do you usually stay high?																
1. Usually don't get high	27.1	20.9	32.8	27.8	57.4	22.7	24.2	30.0	29.1	30.3	28.8	-	-	39.5	26.4	17.0
2. One to two hours	25.2	21.3	24.4	24.2	-	21.1	16.8	30.0	28.2	23.8	23.2	-	-	31.8	23.9	24.2
3. Three to six hours	24.1	27.7	21.7	25.2	42.6	25.9	42.6	19.9	13.5	27.4	18.1	-	-	3.8	27.3	19.6
4. Seven to 24 hours	18.5	24.9	15.0	18.4	-	28.3	13.4	15.3	19.3	13.6	27.2	-	-	24.9	16.4	39.2
5. More than 24 hours	5.0	5.2	6.1	4.4	-	2.1	3.1	4.8	9.9	4.9	2.7	-	-	-	6.1	-
<i>Item 3110 Subject A01f</i> <i>N†</i>	171	54	92	120	2	36	33	64	38	98	38	-	-	19	141	10
B056: What amphetamines have you taken during the last year without a doctor's orders? (Mark all that apply.)																
A. Benzedrine	2.3	1.3	2.6	0.9	-	2.0	-	1.2	6.1	2.4	-	-	-	-	2.7	-
B. Dexedrine	10.2	9.2	11.1	10.5	42.6	9.9	12.8	11.1	6.7	10.9	8.0	-	-	1.3	9.7	33.8
C. Methedrine	2.1	-	2.8	0.5	42.6	-	-	1.8	6.5	1.7	-	-	-	-	1.7	11.4
D. Ritalin (Methylphenidate)	32.0	38.9	24.3	28.2	-	47.3	25.3	24.1	36.9	34.2	20.8	-	-	4.1	32.8	73.8
E. Preludin	1.0	3.3	-	0.6	-	2.0	3.2	-	-	-	2.8	-	-	-	1.3	-
F. Dexamyl	0.8	1.3	0.7	0.6	-	4.0	-	-	-	0.7	-	-	-	-	1.0	-
G. Methamphetamine	26.9	26.9	26.7	23.9	26.8	23.3	37.4	28.4	18.7	26.8	27.4	-	-	16.1	24.5	81.5
H. Crystal meth	23.5	31.0	16.8	18.8	42.6	14.4	30.0	19.7	32.6	22.3	14.5	-	-	0.8	21.6	91.1
I. Other	44.1	38.3	46.5	45.9	30.7	35.7	44.0	52.1	38.2	42.4	45.0	-	-	34.7	45.4	48.2
J. Don't know the names of some amphetamines I have used	31.6	32.7	30.8	33.9	42.6	34.3	25.5	31.5	34.7	28.6	37.0	-	-	47.1	28.9	33.0
<i>Item 3120-3200 Subject A01i</i> <i>N†</i>	170	54	91	118	2	35	33	64	38	95	38	-	-	19	139	11
B057: What methods have you used for taking amphetamines during the last year? (Mark all that apply.)																
A. By mouth	85.1	77.2	89.1	85.7	100.0	91.1	83.0	84.5	82.3	88.0	78.7	-	-	83.1	85.2	94.1
B. Smoking	22.1	33.7	17.3	21.1	-	25.3	26.6	17.6	22.6	24.9	15.8	-	-	5.9	22.0	53.4
C. Injection	2.6	1.2	1.8	1.1	42.6	4.6	1.9	1.1	4.0	1.4	-	-	-	-	0.7	33.4
D. Other	26.0	20.8	26.6	26.8	-	34.5	27.2	22.3	23.3	26.0	24.1	-	-	16.1	25.4	44.8
<i>Item 3210-3230 Subject A05d</i> <i>N†</i>	172	53	93	118	2	36	33	65	39	97	38	-	-	19	141	11
B058: Have you ever tried to stop using amphetamines and found that you couldn't stop?																
1. Yes	10.3	10.8	10.2	7.7	-	9.6	4.9	12.1	12.5	9.4	8.8	-	-	-	9.8	36.9
2. No	89.7	89.2	89.8	92.3	100.0	90.4	95.1	87.9	87.5	90.6	91.2	-	-	100.0	90.2	63.1
<i>Item 3240 Subject A01i</i> <i>N†</i>	173	53	94	119	2	36	33	66	39	98	38	-	-	19	143	11
B059: Do you think you will be using amphetamines without a doctor's orders five years from now?																
1. I definitely will	0.6	0.6	0.3	0.6	-	1.2	0.3	0.4	0.8	0.4	1.1	*	0.7	1.5	1.7	4.7
2. I probably will	3.4	1.9	3.7	3.1	2.0	1.1	3.3	4.0	4.8	3.1	2.9	0.6	0.5	4.8	16.1	33.3
3. I probably will not	16.8	16.4	17.6	17.6	9.8	18.7	15.3	16.4	17.2	17.5	15.4	11.3	15.3	24.0	34.6	17.6
4. I definitely will not	79.2	81.1	78.3	78.7	88.2	79.0	81.1	79.2	77.2	79.0	80.5	88.0	83.5	69.6	47.7	44.4
<i>Item 3250 Subject A04a</i> <i>N</i>	2326	976	1225	1520	259	471	556	812	487	1720	406	1167	571	209	322	23
The next questions are about QUAALUDES (Methaqualone).																
Quaaludes are sometimes called: soapers, quads, ludes.																
B060: On how many occasions (if any) have you taken quaaludes on your own— that is, without a doctor telling you to take them . . .																

†=excludes respondents for whom question was inappropriate. *=less than .05 percent.

QUESTIONNAIRE FORM 1 2003	TOTAL	SEX		RACE		REGION				COLLEGE PLANS?		ILLICIT DRUG USE: LIFETIME					
		M	F	White	Black	NE	NC	S	W	Yes	No	None	Mari- juana Only	Few Pills	More Pills	Any Her- oin	
<i>N (Weighted No. of Cases):</i>	2552	1049	1276	1607	273	538	607	883	524	1800	436	1200	629	235	364	24	
<i>% of Weighted Total:</i>	100.0	41.1	50.0	63.0	10.7	21.1	23.8	34.6	20.5	70.6	17.1	47.0	24.6	9.2	14.3	0.9	
B060A: . . . in your lifetime?																	
1. 0 occasions	99.0	98.6	99.6	99.0	100.0	99.0	99.4	98.3	99.5	99.5	97.8	100.0	100.0	99.3	95.2	70.2	
2. 1-2	0.5	0.7	0.2	0.6	-	0.6	0.2	0.8	0.1	0.2	1.5	-	-	0.7	2.6	4.5	
3. 3-5	0.3	0.4	*	0.3	-	-	0.3	0.7	-	0.1	0.5	-	-	-	1.6	9.6	
4. 6-9	*	-	-	-	-	-	-	-	0.1	-	-	-	-	-	0.1	-	
5. 10-19	*	-	-	-	-	-	-	-	0.1	-	-	-	-	-	-	2.5	
6. 20-39	*	-	0.1	0.1	-	-	0.2	-	-	-	0.2	-	-	-	0.3	-	
7. 40 or more	0.2	0.3	*	0.1	-	0.4	-	0.1	0.2	0.2	-	-	-	-	0.3	13.2	
<i>Item 1010 Subject A01a</i>	<i>N</i>	2366	1007	1240	1565	258	489	572	812	493	1750	416	1167	580	227	339	23
B060B: . . . during the last 12 months?																	
1. 0 occasions	99.4	99.3	99.8	99.5	100.0	99.3	99.6	98.9	99.8	99.8	98.8	100.0	100.0	99.7	97.4	77.2	
2. 1-2	0.3	0.4	0.1	0.3	-	0.3	-	0.7	-	0.1	0.8	-	-	0.3	1.6	4.3	
3. 3-5	0.2	0.2	-	0.1	-	-	0.2	0.4	0.1	0.1	0.1	-	-	-	0.7	8.9	
4. 6-9	*	-	0.1	0.1	-	-	0.2	-	-	-	0.2	-	-	-	0.3	-	
5. 10-19	*	-	*	*	-	-	-	-	0.1	*	-	-	-	-	-	1.0	
6. 20-39	*	-	-	-	-	0.1	-	-	-	-	-	-	-	-	-	2.2	
7. 40 or more	0.1	0.1	-	-	-	0.3	-	-	-	0.1	-	-	-	-	-	6.4	
<i>Item 1020 Subject A01b</i>	<i>N</i>	2367	1007	1241	1566	258	489	572	813	493	1750	417	1167	580	227	339	24
B060C: . . . during the last 30 days?																	
1. 0 occasions	99.6	99.5	100.0	99.8	100.0	99.4	99.8	99.4	99.9	99.9	99.1	100.0	100.0	100.0	98.6	83.8	
2. 1-2	0.3	0.5	*	0.2	-	0.5	-	0.6	0.1	0.1	0.9	-	-	-	1.1	14.0	
3. 3-5	*	-	-	-	-	-	0.2	-	-	-	-	-	-	-	0.3	-	
4. 6-9	*	-	-	-	-	0.1	-	-	-	-	-	-	-	-	-	2.2	
5. 10-19	-	-	-	-	-	-	-	-	-	-	-	-	-	-	-	-	
6. 20-39	-	-	-	-	-	-	-	-	-	-	-	-	-	-	-	-	
7. 40 or more	-	-	-	-	-	-	-	-	-	-	-	-	-	-	-	-	
<i>Item 1030 Subject A01c</i>	<i>N</i>	2367	1007	1241	1566	258	489	572	813	493	1750	417	1167	580	227	339	24
The next questions are about BARBITURATES, which doctors sometimes prescribe to help people relax or get to sleep. Drugstores are not supposed to sell them without a prescription.																	
Barbiturates are sometimes called: downs, downers, goofballs, yellows, reds, blues, rainbows. They include the following drugs: Phenobarbital, Seconal, Tuinal, Nembutal, Luminal, Desbutal, Amytal.																	
B061: Have you ever taken barbiturates because a doctor told you to use them?																	
1. No	96.7	97.3	96.5	96.7	98.3	97.9	97.7	95.9	95.7	97.6	94.6	98.9	98.3	95.8	88.3	77.0	
2. Yes, but I had already tried them on my own	1.0	0.7	0.9	0.7	-	1.0	0.9	1.2	0.8	0.7	1.3	-	-	0.3	5.5	17.7	
3. Yes, and it was the first time I took any	2.3	2.0	2.6	2.6	1.7	1.1	1.4	2.9	3.5	1.7	4.1	1.1	1.7	3.9	6.2	5.3	
<i>Item 3280 Subject A01j</i>	<i>N</i>	2370	1005	1242	1570	256	491	578	811	491	1752	415	1161	585	227	344	24
B062: On how many occasions (if any) have you taken barbiturates on your own— that is, without a doctor telling you to take them . . .																	
B062A: . . . in your lifetime?																	
1. 0 occasions	96.0	96.6	95.9	95.9	99.5	96.2	97.8	94.5	96.2	96.5	96.0	100.0	100.0	92.4	80.6	49.3	
2. 1-2	1.6	1.3	1.9	1.8	-	1.3	0.8	2.2	1.7	1.5	1.2	-	-	7.6	5.5	5.5	
3. 3-5	0.9	0.8	0.7	0.9	0.5	1.4	0.3	1.3	0.3	0.6	1.8	-	-	-	5.2	11.3	
4. 6-9	0.3	*	0.5	0.4	-	0.2	-	0.6	0.4	0.3	0.3	-	-	-	2.0	5.1	
5. 10-19	0.2	0.1	0.2	0.2	-	0.1	0.3	0.2	-	0.1	-	-	-	-	0.9	4.0	
6. 20-39	0.4	0.2	0.4	0.4	-	0.2	0.4	0.4	0.6	0.4	0.1	-	-	-	2.0	12.3	
7. 40 or more	0.7	1.0	0.4	0.5	-	0.6	0.4	0.8	0.9	0.6	0.6	-	-	-	3.8	12.6	
<i>Item 1040 Subject A01a</i>	<i>N</i>	2368	1005	1241	1565	256	486	574	815	493	1751	419	1165	586	228	335	24

* = less than .05 percent.

MONITORING THE FUTURE

QUESTIONNAIRE FORM 1 2003	TOTAL	SEX		RACE		REGION				COLLEGE PLANS?		ILLICIT DRUG USE: LIFETIME				
		M	F	White	Black	NE	NC	S	W	Yes	No	None	Mari- juana Only	Few Pills	More Pills	Any Her- oin
<i>N (Weighted No. of Cases):</i>	2552	1049	1276	1607	273	538	607	883	524	1800	436	1200	629	235	364	24
<i>% of Weighted Total:</i>	100.0	41.1	50.0	63.0	10.7	21.1	23.8	34.6	20.5	70.6	17.1	47.0	24.6	9.2	14.3	0.9
B062B: . . . during the last 12 months?																
1. 0 occasions	97.3	97.4	97.6	97.1	99.5	97.3	98.2	96.4	97.5	97.7	97.1	100.0	100.0	97.0	86.1	52.3
2. 1-2	1.3	1.1	1.4	1.7	0.4	1.1	0.9	1.7	1.0	1.2	1.2	-	-	3.0	5.7	15.2
3. 3-5	0.5	0.4	0.4	0.5	0.1	0.8	-	0.7	0.4	0.3	1.0	-	-	-	3.1	4.3
4. 6-9	0.2	0.1	0.2	0.2	-	-	0.3	0.1	0.2	0.1	-	-	-	-	0.9	2.4
5. 10-19	0.3	0.4	0.1	0.2	-	0.2	0.3	0.4	0.2	0.3	0.1	-	-	-	1.6	8.8
6. 20-39	0.3	0.3	0.2	0.2	-	0.1	0.2	0.4	0.6	0.2	-	-	-	-	1.6	10.7
7. 40 or more	0.2	0.3	0.1	0.2	-	0.5	-	0.3	-	0.1	0.6	-	-	-	0.9	6.4
<i>Item 1050 Subject A01b</i>	<i>N</i> 2368	1005	1241	1565	256	486	574	815	493	1751	419	1165	586	228	335	24
B062C: . . . during the last 30 days?																
1. 0 occasions	98.7	98.7	98.9	98.9	99.5	98.9	98.9	98.4	98.9	99.0	98.6	100.0	100.0	99.3	93.3	72.3
2. 1-2	0.6	0.5	0.6	0.5	0.5	0.5	0.9	0.6	0.4	0.5	0.5	-	-	0.7	3.3	6.7
3. 3-5	0.2	0.4	0.1	0.2	-	-	-	0.5	0.3	0.1	0.6	-	-	-	1.4	1.0
4. 6-9	0.3	0.1	0.2	0.1	-	0.1	0.1	0.4	0.4	0.2	-	-	-	-	1.2	11.0
5. 10-19	0.2	0.3	0.1	0.2	-	0.3	0.1	0.2	0.1	0.1	0.3	-	-	-	0.6	9.0
6. 20-39	-	-	-	-	-	-	-	-	-	-	-	-	-	-	-	-
7. 40 or more	*	-	-	-	-	0.1	-	-	-	*	-	-	-	-	0.2	-
<i>Item 1060 Subject A01c</i>	<i>N</i> 2368	1005	1241	1565	256	486	574	815	493	1751	419	1165	586	228	335	24
B063: Do you think you will be using barbiturates without a doctor's prescription five years from now?																
1. I definitely will	0.8	1.0	0.3	0.8	0.3	0.5	0.4	0.7	1.6	0.5	1.8	0.2	0.9	-	2.8	2.2
2. I probably will	1.4	1.0	1.0	1.3	0.4	0.9	2.0	1.1	1.7	1.4	0.8	0.2	0.2	3.5	5.4	14.3
3. I probably will not	14.0	13.2	14.5	14.0	9.2	15.0	13.1	13.7	14.7	14.1	12.8	8.9	11.8	23.7	29.3	26.9
4. I definitely will not	83.8	84.7	84.1	83.9	90.1	83.6	84.6	84.5	82.0	84.0	84.6	90.7	87.1	72.7	62.5	56.6
<i>Item 3720 Subject A04a</i>	<i>N</i> 2355	994	1238	1558	253	478	575	814	488	1743	419	1159	586	224	334	24
The next questions are about TRANQUILIZERS, which doctors sometimes prescribe to calm people down, quiet their nerves, or relax their muscles.																
They include the following drugs: Librium, Valium, Xanax, Equanil, Meproamate, Serax, Atarax, Tranxene, Vistaril.																
B064: Have you ever taken tranquilizers because a doctor told you to use them?																
1. No	93.7	94.5	93.9	92.5	99.1	95.5	93.8	93.3	92.6	94.2	92.9	97.8	97.5	84.4	80.2	81.0
2. Yes, but I had already tried them on my own	1.3	1.2	1.1	1.2	-	0.7	1.0	1.7	1.4	0.9	2.0	-	0.1	2.2	5.8	17.0
3. Yes, and it was the first time I took any	5.0	4.3	5.1	6.3	0.9	3.8	5.3	5.0	5.9	4.9	5.1	2.2	2.3	13.4	14.0	2.0
<i>Item 3730 Subject A01j</i>	<i>N</i> 2368	1004	1241	1572	253	486	578	812	492	1747	420	1163	584	227	342	24
B065: On how many occasions (if any) have you taken tranquilizers on your own— that is, without a doctor telling you to take them . . .																
B065A: . . . in your lifetime?																
1. 0 occasions	91.8	93.2	91.8	90.7	99.2	93.2	92.2	90.0	92.9	92.9	91.4	100.0	100.0	79.4	60.6	44.4
2. 1-2	3.6	3.1	3.3	4.1	0.5	3.6	4.4	3.1	3.5	3.3	2.9	-	-	20.6	11.3	-
3. 3-5	1.6	1.1	2.0	1.9	-	1.8	0.9	1.8	2.2	1.3	2.2	-	-	-	10.3	14.8
4. 6-9	0.8	0.8	0.8	1.0	-	0.4	0.8	1.3	0.3	0.8	0.8	-	-	-	5.4	-
5. 10-19	0.5	0.3	0.5	0.4	-	0.2	0.4	0.9	*	0.4	0.4	-	-	-	2.4	11.5
6. 20-39	0.8	0.4	1.0	0.9	0.3	-	0.6	1.5	0.6	0.8	0.6	-	-	-	5.4	-
7. 40 or more	1.0	1.2	0.6	1.0	-	0.8	0.8	1.4	0.5	0.7	1.7	-	-	-	4.6	29.3
<i>Item 1070 Subject A01a</i>	<i>N</i> 2361	1008	1235	1569	252	483	574	810	493	1745	418	1157	587	226	339	24

* = less than .05 percent.

DESCRIPTIVE RESULTS: 2003

75

QUESTIONNAIRE FORM 1 2003	TOTAL	SEX		RACE		REGION				COLLEGE PLANS?		ILLICIT DRUG USE: LIFETIME				
		M	F	White	Black	NE	NC	S	W	Yes	No	None	Mari- juana Only	Few Pills	More Pills	Any Her- oin
<i>N (Weighted No. of Cases):</i>	2552	1049	1276	1607	273	538	607	883	524	1800	436	1200	629	235	364	24
<i>% of Weighted Total:</i>	100.0	41.1	50.0	63.0	10.7	21.1	23.8	34.6	20.5	70.6	17.1	47.0	24.6	9.2	14.3	0.9
B065B: . . . during the last 12 months?																
1. 0 occasions	95.1	95.7	95.2	94.4	99.7	95.9	96.9	93.4	95.1	96.0	93.7	100.0	100.0	93.0	73.7	57.3
2. 1-2	2.3	1.9	2.6	2.7	-	2.6	1.6	2.0	3.3	1.9	3.1	-	-	7.0	10.9	6.7
3. 3-5	0.8	0.3	1.0	1.0	-	0.7	0.2	1.0	1.1	0.8	0.2	-	-	-	4.6	9.4
4. 6-9	0.4	0.7	0.2	0.5	-	-	0.4	0.9	0.1	0.3	1.0	-	-	-	3.0	1.1
5. 10-19	0.5	0.2	0.6	0.6	-	-	0.4	1.2	-	0.4	0.6	-	-	-	3.1	6.8
6. 20-39	0.5	0.7	0.2	0.5	0.3	0.4	0.1	1.0	0.2	0.3	0.9	-	-	-	3.1	4.9
7. 40 or more	0.4	0.4	0.2	0.3	-	0.4	0.4	0.5	0.2	0.3	0.5	-	-	-	1.7	13.9
<i>Item 1080 Subject A01b</i>	<i>N</i> 2362	1007	1236	1568	252	484	574	810	493	1745	418	1158	587	226	341	23
B065C: . . . during the last 30 days?																
1. 0 occasions	97.7	98.1	97.9	97.4	99.7	98.8	98.3	95.9	98.9	98.3	96.7	100.0	100.0	97.8	87.3	74.4
2. 1-2	1.2	0.7	1.5	1.6	-	0.4	0.7	2.4	0.6	1.1	1.5	-	-	2.2	6.9	-
3. 3-5	0.5	0.6	0.4	0.5	0.3	0.4	0.7	0.5	0.3	0.4	0.9	-	-	-	3.2	2.7
4. 6-9	0.1	*	0.2	0.2	-	-	0.3	0.2	-	0.1	-	-	-	-	0.7	4.1
5. 10-19	0.3	0.3	0.1	0.2	-	-	-	0.7	0.1	0.1	0.5	-	-	-	1.1	10.0
6. 20-39	0.1	0.2	-	0.1	-	0.1	-	0.2	-	-	0.4	-	-	-	0.4	2.2
7. 40 or more	0.1	0.1	-	-	-	0.3	-	0.1	0.1	0.1	-	-	-	-	0.3	6.5
<i>Item 1090 Subject A01c</i>	<i>N</i> 2361	1006	1235	1567	252	484	574	809	493	1743	418	1158	587	226	339	23
IF YOU HAVE NOT TAKEN TRANQUILIZERS IN THE LAST TWELVE MONTHS, GO TO Q.B073.																
THE FOLLOWING QUESTIONS REFER ONLY TO TAKING TRANQUILIZERS WITHOUT A DOCTOR'S ORDERS. IF YOU HAVE NOT DONE THIS IN THE LAST TWELVE MONTHS, GO TO Q.B073.																
B066: When you used tranquilizers during the last year, how often did you use them in each of the following situations?																
B066A: When you were alone																
1. Not at all	50.2	51.1	50.4	54.3	100.0	54.5	40.4	49.8	55.4	42.2	68.0	-	-	79.6	47.8	41.1
2. A few of the times	21.2	15.8	24.2	19.9	-	10.8	43.9	19.1	17.3	27.8	6.1	-	-	16.3	22.9	13.2
3. Some of the times	13.3	16.8	8.3	11.0	-	15.9	-	19.5	6.1	8.1	22.0	-	-	-	15.7	5.8
4. Most of the times	7.8	10.7	6.6	7.7	-	15.0	13.2	2.7	9.0	10.8	-	-	-	-	4.8	39.9
5. Every time	7.5	5.6	10.5	7.1	-	3.8	2.5	8.9	12.1	11.1	3.8	-	-	4.1	8.8	-
<i>Item 3740 Subject A05a</i>	<i>N†</i> 108	39	56	83	1	20	17	51	19	64	24	-	-	9	87	10
B066B: With just 1 or 2 other people																
1. Not at all	23.3	26.1	24.9	25.7	-	23.9	19.4	19.6	36.0	31.2	9.9	-	-	27.3	25.0	-
2. A few of the times	35.0	43.9	32.8	37.0	100.0	39.3	52.1	32.5	21.9	36.1	38.7	-	-	28.8	38.4	14.3
3. Some of the times	8.8	7.9	9.3	8.6	-	3.6	10.6	9.0	11.9	6.8	14.4	-	-	-	8.9	16.6
4. Most of the times	18.2	18.8	13.9	15.4	-	10.2	14.3	21.8	20.2	17.8	15.4	-	-	-	18.8	30.1
5. Every time	14.7	3.1	19.2	13.3	-	23.0	3.6	17.1	9.9	8.0	21.6	-	-	43.9	9.0	39.0
<i>Item 3750 Subject A05b</i>	<i>N†</i> 108	39	56	83	1	20	17	51	19	64	24	-	-	9	87	10
B066C: At a party																
1. Not at all	46.1	35.2	53.9	44.3	100.0	43.1	51.5	42.7	53.4	49.8	33.2	-	-	88.3	39.7	59.3
2. A few of the times	22.6	31.1	18.3	23.4	-	21.4	41.2	22.8	6.5	19.3	38.8	-	-	-	26.5	11.2
3. Some of the times	12.2	9.5	9.0	9.3	-	9.5	3.6	18.4	6.1	8.3	9.6	-	-	11.7	10.9	24.1
4. Most of the times	9.2	6.9	12.0	11.4	-	14.9	3.7	6.9	14.7	9.1	12.2	-	-	-	11.4	-
5. Every time	9.9	17.2	6.9	11.6	-	11.2	-	9.2	19.2	13.5	6.1	-	-	-	11.6	5.4
<i>Item 3760 Subject A05c</i>	<i>N†</i> 108	38	56	82	1	20	17	51	19	63	24	-	-	9	88	10
B066D: When your date or spouse was present																
1. Not at all	61.4	66.1	59.2	61.0	100.0	67.2	65.8	54.0	70.8	57.2	71.6	-	-	79.7	59.7	56.0
2. A few of the times	11.9	16.7	7.2	10.4	-	3.3	24.7	15.3	-	13.1	8.9	-	-	7.2	13.1	6.0
3. Some of the times	12.1	9.4	15.7	15.1	-	10.0	9.6	15.0	9.0	15.2	9.6	-	-	-	14.0	7.8
4. Most of the times	8.7	7.8	9.1	8.0	-	10.2	-	8.0	17.0	6.7	9.8	-	-	-	8.5	19.3
5. Every time	5.9	-	8.8	5.6	-	9.4	-	7.6	3.1	7.8	-	-	-	13.1	4.6	10.9
<i>Item 3770 Subject A05b</i>	<i>N†</i> 108	39	56	83	1	20	17	51	19	64	24	-	-	9	87	10

†=excludes respondents for whom question was inappropriate. *=less than .05 percent.

MONITORING THE FUTURE

QUESTIONNAIRE FORM 1 2003	TOTAL	SEX		RACE		REGION				COLLEGE PLANS?		ILLICIT DRUG USE: LIFETIME				
		M	F	White	Black	NE	NC	S	W	Yes	No	None	Mari- juana Only	Few Pills	More Pills	Any Her- oin
<i>N (Weighted No. of Cases):</i>	2552	1049	1276	1607	273	538	607	883	524	1800	436	1200	629	235	364	24
<i>% of Weighted Total:</i>	100.0	41.1	50.0	63.0	10.7	21.1	23.8	34.6	20.5	70.6	17.1	47.0	24.6	9.2	14.3	0.9
B066E: When people over age 30 were present																
1. Not at all	60.2	58.7	62.2	60.3	100.0	65.5	64.8	50.5	76.3	66.7	45.8	-	-	68.0	59.9	52.7
2. A few of the times	21.8	19.8	21.9	20.7	-	20.7	17.4	29.6	6.1	18.8	23.7	-	-	11.7	23.7	16.7
3. Some of the times	10.1	8.9	9.8	10.8	-	2.6	10.6	12.9	9.8	6.7	19.3	-	-	-	11.8	4.9
4. Most of the times	4.6	12.7	-	4.1	-	7.6	3.6	3.0	6.5	5.3	6.2	-	-	-	2.5	25.7
5. Every time	3.4	-	6.1	4.1	-	3.6	3.6	4.0	1.3	2.4	5.1	-	-	20.4	2.1	-
<i>Item 3780 Subject A05b</i>	<i>N†</i>	<i>108</i>	<i>39</i>	<i>56</i>	<i>83</i>	<i>1</i>	<i>20</i>	<i>17</i>	<i>51</i>	<i>64</i>	<i>24</i>	<i>-</i>	<i>-</i>	<i>9</i>	<i>87</i>	<i>10</i>
B066F: During the daytime (before 4:00 p.m.)																
1. Not at all	41.8	32.5	50.6	44.1	-	28.1	61.3	38.4	47.2	42.1	41.3	-	-	52.9	41.9	26.6
2. A few of the times	35.6	43.4	28.2	35.3	-	40.9	31.7	36.3	32.1	37.8	25.8	-	-	28.0	36.3	39.3
3. Some of the times	11.6	9.6	12.8	11.1	100.0	8.5	7.0	11.3	19.5	10.5	15.6	-	-	-	12.5	14.8
4. Most of the times	5.6	14.5	0.7	5.4	-	9.5	-	8.0	-	4.7	12.2	-	-	-	5.1	14.4
5. Every time	5.5	-	7.7	4.0	-	13.1	-	6.0	1.3	4.9	5.1	-	-	19.1	4.2	4.9
<i>Item 3790 Subject A05c</i>	<i>N†</i>	<i>108</i>	<i>39</i>	<i>56</i>	<i>83</i>	<i>1</i>	<i>20</i>	<i>17</i>	<i>51</i>	<i>64</i>	<i>24</i>	<i>-</i>	<i>-</i>	<i>9</i>	<i>87</i>	<i>10</i>
B066G: At your home (or apartment or dorm)																
1. Not at all	31.6	39.3	29.7	32.7	100.0	48.6	20.7	24.0	45.1	37.2	25.2	-	-	42.8	31.4	16.8
2. A few of the times	26.5	26.1	24.4	24.1	-	35.0	47.4	21.2	14.1	24.3	25.1	-	-	39.1	25.6	24.6
3. Some of the times	12.5	9.4	12.9	11.9	-	-	10.9	15.5	17.8	12.8	9.8	-	-	-	12.9	22.2
4. Most of the times	10.4	17.7	6.5	12.4	-	-	9.8	14.7	9.4	9.1	18.1	-	-	-	12.6	-
5. Every time	19.0	7.4	26.5	18.9	-	16.4	11.2	24.6	13.6	16.6	21.7	-	-	18.1	17.5	36.3
<i>Item 3800 Subject A05c</i>	<i>N†</i>	<i>106</i>	<i>37</i>	<i>56</i>	<i>82</i>	<i>1</i>	<i>18</i>	<i>17</i>	<i>51</i>	<i>62</i>	<i>24</i>	<i>-</i>	<i>-</i>	<i>9</i>	<i>87</i>	<i>9</i>
B066H: At school																
1. Not at all	68.5	42.9	85.7	69.1	-	77.4	79.5	63.8	62.6	72.7	58.4	-	-	77.7	69.6	46.0
2. A few of the times	13.7	24.2	8.5	13.1	-	4.0	5.3	19.6	15.4	12.0	17.0	-	-	22.3	12.7	15.9
3. Some of the times	12.5	22.7	3.4	11.6	100.0	9.0	8.1	13.6	17.0	10.7	15.2	-	-	-	11.3	38.2
4. Most of the times	3.3	9.2	-	4.2	-	-	7.0	3.0	3.6	1.8	9.4	-	-	-	4.0	-
5. Every time	1.9	1.0	2.4	2.1	-	9.5	-	-	1.3	2.8	-	-	-	-	2.3	-
<i>Item 3810 Subject A05c</i>	<i>N†</i>	<i>105</i>	<i>37</i>	<i>56</i>	<i>83</i>	<i>1</i>	<i>18</i>	<i>17</i>	<i>50</i>	<i>62</i>	<i>24</i>	<i>-</i>	<i>-</i>	<i>9</i>	<i>86</i>	<i>9</i>
B066I: In a car																
1. Not at all	63.9	58.6	76.2	69.7	100.0	45.1	71.6	64.3	74.4	70.1	59.8	-	-	92.1	63.5	39.4
2. A few of the times	11.9	12.3	5.9	7.5	-	18.0	24.8	9.7	-	4.8	18.4	-	-	-	12.6	16.8
3. Some of the times	13.6	14.0	10.5	13.7	-	10.2	-	19.7	12.9	11.8	15.6	-	-	-	15.2	13.2
4. Most of the times	9.2	15.1	4.9	7.5	-	19.6	3.6	6.3	11.4	11.1	6.2	-	-	7.9	6.8	30.6
5. Every time	1.5	-	2.4	1.7	-	7.1	-	-	1.3	2.2	-	-	-	-	1.9	-
<i>Item 3830 Subject A05c</i>	<i>N†</i>	<i>107</i>	<i>38</i>	<i>56</i>	<i>82</i>	<i>1</i>	<i>19</i>	<i>17</i>	<i>51</i>	<i>63</i>	<i>24</i>	<i>-</i>	<i>-</i>	<i>9</i>	<i>87</i>	<i>10</i>
B067: How many of the times when you used tranquilizers during the last year did you use them along with each of the following drugs—that is, so that their effects overlapped?																
B067A: With alcohol																
1. Not at all	41.4	31.6	49.8	42.3	100.0	27.9	46.8	39.5	55.1	45.3	31.5	-	-	76.7	38.0	34.0
2. A few of the times	17.8	17.7	18.6	17.1	-	21.3	31.7	10.2	21.6	18.9	13.9	-	-	-	21.3	5.4
3. Some of the times	15.9	20.0	11.8	17.4	-	10.5	8.2	22.8	9.8	10.5	28.9	-	-	7.9	15.8	24.4
4. Most of the times	10.5	19.7	3.0	8.3	-	12.4	3.6	14.7	3.6	6.7	18.2	-	-	-	10.5	20.3
5. Every time	14.5	11.0	16.8	14.9	-	27.8	9.7	12.7	9.8	18.7	7.5	-	-	15.4	14.4	15.9
<i>Item 3840 Subject A01h</i>	<i>N†</i>	<i>108</i>	<i>39</i>	<i>56</i>	<i>83</i>	<i>1</i>	<i>20</i>	<i>17</i>	<i>51</i>	<i>64</i>	<i>24</i>	<i>-</i>	<i>-</i>	<i>9</i>	<i>87</i>	<i>10</i>
B067B: With marijuana																
1. Not at all	41.4	47.6	41.8	38.3	100.0	31.7	34.7	43.5	52.0	45.7	34.2	-	-	56.4	40.7	30.4
2. A few of the times	15.5	13.2	18.9	19.0	-	25.8	23.3	7.5	19.0	15.9	17.2	-	-	17.9	16.2	9.0
3. Some of the times	13.8	14.2	10.4	11.9	-	14.5	21.5	10.9	14.2	11.5	14.5	-	-	-	13.7	28.1
4. Most of the times	12.3	14.9	8.5	12.7	-	8.5	7.4	20.1	-	8.6	20.7	-	-	-	14.5	5.8
5. Every time	16.9	10.1	20.5	18.0	-	19.5	13.1	18.0	14.8	18.2	13.5	-	-	25.8	15.0	26.7
<i>Item 3850 Subject A01h</i>	<i>N†</i>	<i>107</i>	<i>39</i>	<i>56</i>	<i>83</i>	<i>1</i>	<i>20</i>	<i>17</i>	<i>51</i>	<i>64</i>	<i>24</i>	<i>-</i>	<i>-</i>	<i>9</i>	<i>87</i>	<i>10</i>

†=excludes respondents for whom question was inappropriate.

QUESTIONNAIRE FORM 1 2003	TOTAL	SEX		RACE		REGION				COLLEGE PLANS?		ILLICIT DRUG USE: LIFETIME					
		M	F	White	Black	NE	NC	S	W	Yes	No	None	Mari- juana Only	Few Pills	More Pills	Any Her- oin	
<i>N (Weighted No. of Cases):</i>	2552	1049	1276	1607	273	538	607	883	524	1800	436	1200	629	235	364	24	
<i>% of Weighted Total:</i>	100.0	41.1	50.0	63.0	10.7	21.1	23.8	34.6	20.5	70.6	17.1	47.0	24.6	9.2	14.3	0.9	
B067C: With LSD																	
1. Not at all	95.0	92.4	99.6	98.0	100.0	92.2	95.5	95.0	97.3	97.3	94.1	-	-	100.0	97.9	64.9	
2. A few of the times	3.1	3.6	-	1.7	-	-	4.5	5.0	-	-	5.9	-	-	-	1.8	17.5	
3. Some of the times	1.7	3.9	0.4	0.3	-	7.8	-	-	1.3	2.7	-	-	-	-	-	17.6	
4. Most of the times	-	-	-	-	-	-	-	-	-	-	-	-	-	-	-	-	
5. Every time	0.2	-	-	-	-	-	-	-	1.3	-	-	-	-	-	0.3	-	
<i>Item 3860 Subject A01h</i>	<i>N†</i>	106	38	55	82	1	19	17	51	18	64	24	-	-	9	86	10
B067D: With hallucinogens other than LSD																	
1. Not at all	93.9	94.4	95.0	95.8	100.0	89.8	96.4	97.2	87.0	93.2	97.4	-	-	100.0	96.6	66.5	
2. A few of the times	1.2	1.6	1.1	1.5	-	-	3.6	1.2	-	1.0	2.6	-	-	-	-	11.8	
3. Some of the times	2.5	4.0	2.2	1.5	-	7.6	-	-	6.6	4.3	-	-	-	-	1.1	16.7	
4. Most of the times	0.9	-	1.7	1.2	-	-	-	-	5.1	1.5	-	-	-	-	1.1	-	
5. Every time	1.5	-	-	-	-	2.6	-	1.6	1.3	-	-	-	-	-	1.2	4.9	
<i>Item 3870 Subject A01h</i>	<i>N†</i>	106	38	55	81	1	20	17	51	18	63	24	-	-	9	86	10
B067E: With amphetamines																	
1. Not at all	90.7	96.0	93.0	95.2	100.0	80.4	96.4	91.4	94.8	92.9	96.2	-	-	100.0	94.6	50.6	
2. A few of the times	4.3	-	4.1	2.8	-	9.5	3.6	4.0	-	2.2	3.8	-	-	-	1.9	27.8	
3. Some of the times	1.5	-	2.9	2.0	-	-	-	1.8	3.9	2.6	-	-	-	-	1.6	2.4	
4. Most of the times	1.3	-	-	-	-	-	-	2.8	-	-	-	-	-	-	1.6	-	
5. Every time	2.1	4.0	-	-	-	10.2	-	-	1.3	2.4	-	-	-	-	0.3	19.3	
<i>Item 3880 Subject A01h</i>	<i>N†</i>	106	38	55	81	1	20	17	50	18	63	24	-	-	9	85	10
B067F: With quaaludes																	
1. Not at all	96.9	96.0	99.6	99.7	100.0	89.8	100.0	98.4	97.3	97.2	100.0	-	-	100.0	98.8	78.3	
2. A few of the times	1.4	4.0	-	-	-	7.6	-	-	-	2.4	-	-	-	-	-	14.4	
3. Some of the times	0.2	-	0.4	0.3	-	-	-	-	1.3	0.4	-	-	-	-	-	2.4	
4. Most of the times	0.8	-	-	-	-	-	-	1.6	-	-	-	-	-	-	0.9	-	
5. Every time	0.7	-	-	-	-	2.6	-	-	1.3	-	-	-	-	-	0.3	4.9	
<i>Item 3890 Subject A01h</i>	<i>N†</i>	106	38	55	81	1	20	17	50	18	63	24	-	-	9	85	10
B067G: With barbiturates																	
1. Not at all	89.5	96.3	87.3	93.7	100.0	93.8	77.3	93.3	85.9	87.8	100.0	-	-	100.0	90.0	75.9	
2. A few of the times	6.2	1.4	7.4	5.1	-	-	22.7	4.9	0.8	6.2	-	-	-	-	5.6	16.8	
3. Some of the times	3.6	2.4	5.3	1.2	-	3.6	-	1.8	12.0	6.0	-	-	-	-	4.2	2.4	
4. Most of the times	-	-	-	-	-	-	-	-	-	-	-	-	-	-	-	-	
5. Every time	0.7	-	-	-	-	2.6	-	-	1.3	-	-	-	-	-	0.3	4.9	
<i>Item 3900 Subject A01h</i>	<i>N†</i>	106	38	55	81	1	20	17	50	18	64	22	-	-	9	85	10
B068: What have been the most important reasons for your taking tranquilizers without a doctor's orders? (Mark all that apply.)																	
A. To experiment—to see what it's like	49.5	60.9	42.8	50.1	-	67.8	11.0	52.4	59.6	44.6	63.8	-	-	67.5	48.4	43.3	
B. To relax or relieve tension	68.3	67.6	70.6	71.7	100.0	60.2	70.3	72.4	63.6	64.1	85.9	-	-	35.8	70.6	79.3	
C. To feel good or get high	56.1	72.4	43.0	56.1	-	63.5	42.2	57.5	57.9	49.3	75.1	-	-	4.1	60.2	69.1	
D. To seek deeper insights and understanding	9.1	13.4	8.3	10.7	-	11.1	-	11.1	10.2	8.8	13.2	-	-	11.7	9.1	7.8	
E. To have a good time with my friends	29.7	36.4	26.6	32.1	-	30.1	6.8	33.8	40.9	25.0	44.9	-	-	-	31.6	44.3	
F. To fit in with a group I like	3.0	1.3	3.4	2.9	-	1.9	-	5.4	-	1.4	6.5	-	-	-	3.7	-	
G. To get away from my problems or troubles	20.9	24.8	20.0	22.9	-	15.1	29.8	23.7	10.5	19.8	31.4	-	-	11.0	22.4	20.2	
H. Because of boredom, nothing else to do	18.6	32.4	6.0	19.5	-	16.1	1.1	26.7	15.5	11.0	34.2	-	-	-	20.6	20.2	
I. Because of anger or frustration	16.8	8.5	20.3	15.2	-	14.0	26.3	17.7	7.7	15.0	13.1	-	-	22.7	15.0	29.1	
J. To get through the day	9.3	13.2	7.4	9.2	-	15.1	12.7	8.7	1.4	10.1	6.5	-	-	11.0	8.7	14.4	
K. To increase the effects of some other drug(s)	21.8	29.8	16.8	25.1	-	14.5	9.3	30.7	16.9	23.0	22.0	-	-	-	25.8	10.8	
L. To decrease (offset) the effects of some other drug(s)	5.0	6.9	0.9	2.0	-	7.6	-	6.6	2.7	5.0	-	-	-	-	4.5	14.4	
M. To get to sleep	40.7	36.9	40.7	37.2	-	24.3	45.1	39.9	57.2	38.9	32.7	-	-	13.8	40.3	73.5	
N. To relieve physical pain	36.7	48.6	29.0	37.7	100.0	30.4	24.3	41.8	41.6	29.6	51.3	-	-	24.2	39.4	30.1	
O. Because I am "hooked"—I have to have them	2.8	1.4	3.0	2.7	-	2.6	9.2	-	4.6	3.5	-	-	-	-	2.2	10.3	
<i>Item 3910-4040 Subject A06a</i>	<i>N†</i>	106	39	54	81	1	20	18	51	17	64	23	-	-	9	86	10

†=excludes respondents for whom question was inappropriate.

MONITORING THE FUTURE

QUESTIONNAIRE FORM 1 2003	TOTAL	SEX		RACE		REGION				COLLEGE PLANS?		ILLICIT DRUG USE: LIFETIME					
		M	F	White	Black	NE	NC	S	W	Yes	No	None	Mari- juana Only	Few Pills	More Pills	Any Her- oin	
<i>N (Weighted No. of Cases):</i>	2552	1049	1276	1607	273	538	607	883	524	1800	436	1200	629	235	364	24	
<i>% of Weighted Total:</i>	100.0	41.1	50.0	63.0	10.7	21.1	23.8	34.6	20.5	70.6	17.1	47.0	24.6	9.2	14.3	0.9	
B069: When you take tranquilizers, how high do you usually get?																	
1. Not at all high	6.3	5.4	8.3	5.8	-	-	4.0	8.1	10.2	10.6	-	-	-	-	7.7	-	
2. A little high	23.6	23.8	24.8	25.2	-	41.6	26.4	10.1	37.1	29.2	13.0	-	-	45.7	21.1	27.8	
3. Moderately high	32.6	45.3	21.9	30.9	100.0	22.3	19.1	44.6	24.4	25.9	49.8	-	-	7.9	34.4	41.5	
4. Very high	21.6	21.9	21.8	23.2	-	18.6	33.4	21.9	13.2	25.1	17.5	-	-	11.2	22.9	21.5	
5. I don't take them to get high	15.9	3.5	23.2	14.9	-	17.5	17.0	15.3	15.0	9.3	19.6	-	-	35.2	14.0	9.3	
<i>Item 4050 Subject A01e</i>	<i>N†</i>	108	39	56	83	1	21	17	50	19	64	24	-	-	9	87	10
B070: When you take tranquilizers, how long do you usually stay high?																	
1. Usually don't get high	22.9	12.4	32.9	23.3	-	24.6	20.7	21.2	27.7	25.0	19.6	-	-	28.3	23.3	9.3	
2. One to two hours	26.8	30.1	28.2	28.6	-	34.4	11.3	25.7	35.1	33.9	16.5	-	-	53.6	25.4	16.7	
3. Three to six hours	38.6	43.8	32.1	37.1	100.0	41.0	54.3	35.0	31.6	35.1	49.2	-	-	11.2	39.4	58.9	
4. Seven to 24 hours	11.7	13.8	6.7	11.0	-	-	13.7	18.1	5.6	6.0	14.6	-	-	6.9	11.9	15.1	
5. More than 24 hours	-	-	-	-	-	-	-	-	-	-	-	-	-	-	-	-	
<i>Item 4060 Subject A01f</i>	<i>N†</i>	105	38	56	82	1	20	17	49	19	63	24	-	-	9	84	10
B071: What tranquilizers have you taken during the last year without a doctor's orders? (Mark all that apply.)																	
A. Librium	4.4	-	2.9	2.0	-	8.4	4.3	4.6	-	-	6.6	-	-	-	3.5	15.9	
B. Valium	63.2	64.3	60.8	63.5	-	71.8	64.1	67.8	41.4	64.8	64.6	-	-	26.3	67.4	65.3	
C. Xanax	59.4	84.5	40.4	59.4	-	56.5	53.1	64.0	55.5	54.7	68.2	-	-	26.1	62.5	75.6	
D. Equanil	0.9	-	-	-	-	-	-	1.9	-	-	-	-	-	-	-	9.0	
E. Meprobamate	1.0	-	-	-	-	2.6	-	-	2.9	-	-	-	-	-	-	10.3	
F. Serax	1.6	1.4	-	0.7	-	-	-	2.3	2.9	0.9	-	-	-	-	-	16.2	
G. Atarax	4.7	6.0	2.0	3.9	-	4.5	-	6.5	4.2	4.0	3.7	-	-	-	3.4	19.3	
H. Tranxene	0.5	-	-	-	-	2.6	-	-	-	-	-	-	-	-	-	4.9	
I. Vistaril	2.7	1.0	3.4	2.8	-	4.5	-	-	10.1	0.6	7.9	-	-	-	2.7	4.9	
J. Other	32.1	34.5	32.7	32.0	100.0	17.8	39.1	30.9	44.1	29.7	39.7	-	-	16.3	35.7	11.8	
K. Don't know the names of some tranquilizers I have used	22.5	14.9	28.0	22.0	-	27.5	29.6	19.6	18.7	19.0	23.0	-	-	38.5	17.6	50.2	
<i>Item 4070-4160 Subject A01i</i>	<i>N†</i>	105	39	56	83	1	20	17	49	19	64	24	-	-	9	85	10
B072: Have you ever tried to stop using tranquilizers and found that you couldn't stop?																	
1. Yes	4.3	6.0	2.9	2.7	-	2.6	9.9	-	11.5	3.5	7.1	-	-	17.1	1.9	10.3	
2. No	95.7	94.0	97.1	97.3	100.0	97.4	90.1	100.0	88.5	96.5	92.9	-	-	82.9	98.1	89.7	
<i>Item 4170 Subject A01i</i>	<i>N†</i>	107	41	56	83	1	20	17	49	21	64	26	-	-	11	85	10
B073: Do you think you will be using tranquilizers without a doctor's orders five years from now?																	
1. I definitely will	0.7	1.0	0.4	0.8	-	0.4	0.5	0.9	1.0	0.7	0.9	*	0.8	0.5	2.9	7.2	
2. I probably will	1.9	1.4	1.4	1.8	1.0	1.1	2.0	2.1	2.3	1.4	2.8	0.1	0.2	5.0	7.4	23.2	
3. I probably will not	16.3	15.7	16.8	16.2	8.7	17.1	15.0	15.7	18.1	16.6	13.0	10.7	13.2	28.4	34.0	21.4	
4. I definitely will not	81.0	81.9	81.4	81.2	90.3	81.4	82.5	81.3	78.5	81.3	83.4	89.2	85.8	66.1	55.7	48.2	
<i>Item 4180 Subject A04a</i>	<i>N</i>	2301	980	1213	1527	256	468	553	802	477	1716	405	1152	566	204	323	24
The next questions are about the use of different forms of cocaine, such as "crack," powder, freebase, or coca paste.																	
B074: Have you ever taken cocaine in "crack" form or in any other freebase form—that is, where you inhaled the fumes from smoking, heating, or burning it?																	
1. No—GO TO Q.B076	97.1	97.4	97.5	97.6	100.0	97.1	97.4	97.8	95.5	97.6	96.8	100.0	100.0	92.7	88.3	48.2	
2. Yes	2.9	2.6	2.5	2.4	-	2.9	2.6	2.2	4.5	2.4	3.2	-	-	7.3	11.7	51.8	
<i>Item 22250 Subject A01a</i>	<i>N</i>	2352	1007	1237	1570	257	486	570	812	484	1748	417	1153	582	224	337	24
B075: On how many occasions (if any) have you taken "crack" (cocaine in chunk or rock form) . . .																	

†=excludes respondents for whom question was inappropriate. *=less than .05 percent.

DESCRIPTIVE RESULTS: 2003

79

QUESTIONNAIRE FORM 1 2003	TOTAL	SEX		RACE		REGION				COLLEGE PLANS?		ILLICIT DRUG USE: LIFETIME				
		M	F	White	Black	NE	NC	S	W	Yes	No	None	Mari- juana Only	Few Pills	More Pills	Any Her- oin
<i>N (Weighted No. of Cases):</i>	2552	1049	1276	1607	273	538	607	883	524	1800	436	1200	629	235	364	24
<i>% of Weighted Total:</i>	100.0	41.1	50.0	63.0	10.7	21.1	23.8	34.6	20.5	70.6	17.1	47.0	24.6	9.2	14.3	0.9
B075A: . . . in your lifetime?																
1. 0 occasions—incl. (1) in Q.B074	97.5	97.9	97.8	98.0	100.0	97.4	97.4	98.1	96.6	98.1	97.8	100.0	100.0	95.2	89.2	50.7
2. 1-2	1.3	1.0	1.2	1.2	-	0.7	1.8	1.1	1.5	1.2	1.5	-	-	4.8	4.9	10.1
3. 3-5	0.4	0.2	0.5	0.3	-	0.4	-	0.4	0.8	0.3	0.5	-	-	-	1.5	15.2
4. 6-9	0.2	0.2	-	0.1	-	0.5	-	-	0.3	0.1	-	-	-	-	0.6	7.2
5. 10-19	0.2	0.2	0.2	0.1	-	0.6	-	0.2	0.1	0.1	0.2	-	-	-	0.8	11.4
6. 20-39	0.1	-	0.1	0.1	-	0.2	0.3	0.1	-	0.1	-	-	-	-	0.8	2.6
7. 40 or more	0.4	0.5	0.2	0.1	-	0.1	0.5	0.2	0.7	0.1	0.1	-	-	-	2.3	2.7
<i>Item 22260 Subject A01a</i>	<i>N</i> 2358	1010	1239	1572	257	488	573	812	485	1748	418	1153	582	225	342	24
B075B: . . . during the last 12 months?																
1. 0 occasions occasions—incl. (1) in Q.B074	98.5	98.5	99.1	99.0	100.0	97.8	99.1	99.1	97.8	98.9	99.3	100.0	100.0	97.5	93.7	68.3
2. 1-2	0.7	0.6	0.6	0.6	-	1.1	0.4	0.5	1.1	0.6	0.6	-	-	2.5	2.5	11.5
3. 3-5	0.2	0.2	0.1	0.1	-	0.3	-	0.1	0.5	0.2	-	-	-	-	1.1	4.1
4. 6-9	0.1	0.2	-	*	-	0.3	-	-	0.2	0.1	0.1	-	-	-	0.3	6.5
5. 10-19	0.2	-	0.1	0.1	-	0.1	0.3	0.1	0.1	0.1	-	-	-	-	0.6	6.8
6. 20-39	0.2	0.2	0.1	*	-	0.2	-	0.2	0.3	0.1	-	-	-	-	0.9	2.8
7. 40 or more	0.1	0.2	-	-	-	0.1	0.3	-	0.1	*	-	-	-	-	0.8	-
<i>Item 22270 Subject A01b</i>	<i>N</i> 2356	1010	1238	1571	257	488	572	811	485	1748	418	1153	582	225	341	23
B075C: . . . during the last 30 days?																
1. 0 occasions occasions—incl. (1) in Q.B074	99.5	99.5	99.8	99.7	100.0	98.7	99.8	99.6	99.8	99.6	100.0	100.0	100.0	100.0	97.4	86.6
2. 1-2	0.4	0.4	0.1	0.2	-	1.0	-	0.4	0.1	0.3	-	-	-	-	1.7	13.4
3. 3-5	*	-	0.1	*	-	0.1	-	-	-	-	-	-	-	-	0.2	-
4. 6-9	0.1	0.1	-	*	-	-	0.2	-	0.1	*	-	-	-	-	0.5	-
5. 10-19	-	-	-	-	-	-	-	-	-	-	-	-	-	-	-	-
6. 20-39	-	-	-	-	-	-	-	-	-	-	-	-	-	-	-	-
7. 40 or more	*	-	-	-	-	0.1	-	-	-	-	-	-	-	-	0.2	-
<i>Item 22280 Subject A01c</i>	<i>N</i> 2354	1008	1238	1571	257	488	571	811	485	1748	418	1153	582	225	339	23
B076: On how many occasions (if any) have you taken cocaine in any other form . . .																
B076A: . . . in your lifetime?																
1. 0 occasions	94.5	93.5	96.1	94.8	100.0	92.9	95.5	96.0	92.5	95.6	93.4	100.0	100.0	87.2	74.2	29.9
2. 1-2	2.6	3.1	1.8	2.4	-	3.4	1.9	1.5	4.2	2.0	3.7	-	-	12.8	9.2	5.9
3. 3-5	0.7	0.6	0.4	0.6	-	0.4	0.8	0.6	0.7	0.5	1.0	-	-	-	3.2	21.2
4. 6-9	0.3	0.5	0.3	0.4	-	0.4	0.4	0.3	0.3	0.3	0.3	-	-	-	2.2	3.1
5. 10-9	0.4	0.6	0.3	0.6	-	0.5	0.2	0.7	0.2	0.3	1.0	-	-	-	2.7	2.8
6. 20-39	0.6	0.8	0.3	0.5	-	1.0	0.6	0.5	0.3	0.5	0.3	-	-	-	3.7	6.7
7. 40 or more	1.0	0.9	0.8	0.7	-	1.4	0.6	0.4	1.9	0.8	0.5	-	-	-	4.7	30.3
<i>Item 22320 Subject A01a</i>	<i>N</i> 2325	997	1230	1550	253	476	563	798	488	1740	406	1162	567	217	329	22
B076B: . . . during the last 12 months?																
1. 0 occasions	96.4	95.7	97.6	96.5	100.0	94.3	97.9	97.3	95.2	97.2	96.5	100.0	100.0	94.8	81.1	57.9
2. 1-2	1.6	2.0	1.1	1.7	-	3.2	0.8	1.0	2.1	1.3	1.7	-	-	5.2	7.5	6.7
3. 3-5	0.6	0.6	0.4	0.5	-	0.2	0.6	0.7	0.6	0.3	1.0	-	-	-	3.4	7.4
4. 6-9	0.2	0.2	0.2	0.3	-	0.3	-	0.1	0.5	0.3	-	-	-	-	1.3	2.4
5. 10-19	0.5	0.7	0.2	0.5	-	0.9	0.3	0.3	0.6	0.3	0.3	-	-	-	2.7	11.5
6. 20-39	0.4	0.5	0.4	0.3	-	0.6	0.2	0.4	0.6	0.4	0.5	-	-	-	2.5	7.8
7. 40 or more	0.3	0.2	0.2	0.2	-	0.5	0.3	0.2	0.3	0.2	0.1	-	-	-	1.6	6.4
<i>Item 22330 Subject A01b</i>	<i>N</i> 2332	1000	1231	1554	253	479	563	801	488	1741	409	1162	569	217	331	24
B076C: . . . during the last 30 days?																
1. 0 occasions	98.3	98.2	98.8	98.5	100.0	97.8	98.5	98.6	98.1	98.6	98.8	100.0	100.0	99.7	90.2	74.5
2. 1-2	0.9	0.9	0.8	1.0	-	1.3	0.3	0.9	1.3	0.8	0.6	-	-	0.3	5.5	11.5
3. 3-5	0.1	0.1	-	0.1	-	-	0.3	-	0.1	0.1	-	-	-	-	0.5	2.6
4. 6-9	0.3	0.4	0.2	0.2	-	0.4	0.6	0.3	-	0.1	0.6	-	-	-	1.9	4.0
5. 10-19	0.1	-	*	*	-	-	-	0.2	0.1	*	-	-	-	-	0.5	1.0
6. 20-39	0.2	0.2	0.1	0.1	-	-	0.3	-	0.4	0.2	-	-	-	-	1.1	-
7. 40 or more	0.1	0.1	-	-	-	0.5	-	-	-	0.1	-	-	-	-	0.2	6.4
<i>Item 22340 Subject A01c</i>	<i>N</i> 2331	1001	1230	1553	253	477	565	801	488	1741	408	1162	569	217	330	24
IF YOU HAVE NOT TAKEN ANY COCAINE (POWDER, CRACK, FREEBASE, ETC.) IN THE LAST TWELVE MONTHS, GO TO Q.B085.																

*=less than .05 percent.

MONITORING THE FUTURE

QUESTIONNAIRE FORM 1 2003	TOTAL	SEX		RACE		REGION				COLLEGE PLANS?		ILLCIT DRUG USE: LIFETIME					
		M	F	White	Black	NE	NC	S	W	Yes	No	None	Mari- juana Only	Few Pills	More Pills	Any Her- oin	
<i>N (Weighted No. of Cases):</i>	2552	1049	1276	1607	273	538	607	883	524	1800	436	1200	629	235	364	24	
<i>% of Weighted Total:</i>	100.0	41.1	50.0	63.0	10.7	21.1	23.8	34.6	20.5	70.6	17.1	47.0	24.6	9.2	14.3	0.9	
B077: When you used cocaine during the last year, how often did you use it in each of the following situations?																	
B077A: When you were alone																	
1. Not at all	66.3	59.9	73.7	71.0	-	74.1	54.1	53.9	75.1	71.7	44.1	-	-	89.6	67.4	21.5	
2. A few of the times	21.5	20.6	19.1	18.9	-	20.4	35.6	23.4	13.6	16.6	28.1	-	-	10.4	18.4	60.1	
3. Some of the times	4.2	5.7	1.8	1.1	-	-	7.3	11.5	0.9	2.9	9.8	-	-	-	3.4	15.9	
4. Most of the times	4.2	4.9	5.4	6.6	-	-	3.0	11.2	3.4	2.6	18.0	-	-	-	5.5	2.5	
5. Every time	3.8	8.8	-	2.4	-	5.5	-	-	7.0	6.3	-	-	-	-	5.2	-	
<i>Item 4190 Subject A05a</i>	<i>N†</i>	89	38	35	58	-	25	15	22	28	53	13	-	-	14	64	10
B077B: With just 1 or 2 other people																	
1. Not at all	15.7	12.2	9.4	15.9	-	18.3	30.0	13.8	7.3	9.6	18.6	-	-	22.5	15.0	-	
2. A few of the times	27.0	37.1	19.6	26.2	-	23.4	27.9	25.6	31.2	30.0	32.9	-	-	32.5	28.9	9.5	
3. Some of the times	17.5	18.3	19.3	19.1	-	19.9	24.8	15.3	13.2	16.7	29.7	-	-	-	20.7	23.4	
4. Most of the times	17.1	18.0	14.6	11.4	-	9.2	7.3	28.9	20.4	17.5	1.9	-	-	-	18.6	33.4	
5. Every time	22.7	14.3	37.1	27.3	-	29.4	10.0	16.5	27.9	26.2	17.0	-	-	45.0	16.7	33.7	
<i>Item 4200 Subject A05b</i>	<i>N†</i>	92	41	35	59	-	27	15	22	28	55	13	-	-	14	66	10
B077C: At a party																	
1. Not at all	41.5	40.4	40.9	38.5	-	23.4	37.7	43.8	59.7	42.1	50.6	-	-	82.8	35.2	17.5	
2. A few of the times	15.5	14.1	17.2	12.8	-	6.6	16.6	25.0	16.4	14.6	16.2	-	-	-	16.3	34.2	
3. Some of the times	11.4	10.3	10.8	11.4	-	5.3	18.1	16.9	9.7	9.9	10.7	-	-	-	14.3	9.5	
4. Most of the times	13.2	12.0	18.5	16.7	-	22.0	21.0	-	11.1	15.9	13.8	-	-	-	16.4	12.2	
5. Every time	18.3	23.1	12.7	20.7	-	42.6	6.6	14.3	3.1	17.5	8.6	-	-	17.2	17.7	26.6	
<i>Item 4210 Subject A05c</i>	<i>N†</i>	92	42	35	60	-	28	14	22	28	55	13	-	-	14	67	10
B077D: When your date or spouse was present																	
1. Not at all	67.6	80.3	51.1	63.2	-	45.2	70.7	73.0	83.0	63.2	89.1	-	-	69.3	72.3	29.4	
2. A few of the times	11.4	7.2	15.5	10.8	-	14.0	12.1	12.7	7.6	12.7	10.9	-	-	10.1	9.6	27.3	
3. Some of the times	3.6	-	4.7	2.8	-	-	11.9	7.1	-	3.0	-	-	-	-	3.5	9.5	
4. Most of the times	7.4	3.6	15.1	11.5	-	15.6	-	-	9.3	11.1	-	-	-	-	9.9	2.5	
5. Every time	10.0	8.8	13.6	11.7	-	25.2	5.3	7.2	-	10.0	-	-	-	20.6	4.7	31.3	
<i>Item 4220 Subject A05b</i>	<i>N†</i>	92	41	35	59	-	27	14	23	28	55	13	-	-	14	66	10
B077E: When people over age 30 were present																	
1. Not at all	79.9	86.7	75.5	82.5	-	71.5	77.9	82.4	87.0	81.0	86.2	-	-	84.3	80.6	66.4	
2. A few of the times	6.7	3.9	4.8	3.3	-	10.4	7.1	2.2	6.6	1.0	7.1	-	-	6.5	6.1	12.0	
3. Some of the times	6.1	1.2	10.3	7.0	-	7.4	11.9	8.5	-	7.5	-	-	-	-	8.4	-	
4. Most of the times	1.7	1.1	3.0	1.1	-	-	3.1	2.9	1.7	2.8	-	-	-	-	1.4	6.4	
5. Every time	5.6	7.0	6.3	6.1	-	10.8	-	4.0	4.7	7.7	6.7	-	-	9.2	3.5	15.1	
<i>Item 4230 Subject A05b</i>	<i>N†</i>	91	41	35	59	-	27	14	22	28	55	13	-	-	14	66	10
B077F: During the daytime (before 4:00 p.m.)																	
1. Not at all	61.2	66.1	55.9	63.8	-	63.7	41.8	58.7	70.4	63.7	49.4	-	-	75.4	62.6	26.8	
2. A few of the times	11.8	6.1	10.2	6.5	-	9.4	21.0	16.3	6.1	6.8	7.1	-	-	5.8	11.9	21.5	
3. Some of the times	10.5	13.7	7.9	9.3	-	4.2	25.2	18.0	3.4	6.8	24.8	-	-	-	11.9	17.9	
4. Most of the times	9.1	10.4	11.4	11.7	-	5.2	12.1	7.0	13.1	10.6	18.7	-	-	-	9.8	18.7	
5. Every time	7.3	3.6	14.7	8.7	-	17.5	-	-	7.0	12.1	-	-	-	18.8	3.8	15.1	
<i>Item 4240 Subject A05c</i>	<i>N†</i>	91	41	35	59	-	27	14	22	28	55	13	-	-	14	66	10
B077G: At your home (or apartment or dorm)																	
1. Not at all	59.0	57.4	55.6	56.4	-	66.4	46.0	60.3	57.3	55.6	49.2	-	-	81.4	55.0	48.7	
2. A few of the times	13.9	11.5	16.2	13.0	-	9.4	25.2	8.8	16.6	13.6	7.1	-	-	4.8	16.3	12.0	
3. Some of the times	9.9	11.9	5.8	9.5	-	15.0	14.7	8.9	3.4	8.6	16.5	-	-	-	11.0	17.9	
4. Most of the times	12.0	12.3	16.8	16.3	-	3.6	7.6	22.0	14.0	13.4	27.2	-	-	-	15.6	6.3	
5. Every time	5.3	7.0	5.6	4.9	-	5.6	6.6	-	8.7	8.8	-	-	-	13.8	2.1	15.1	
<i>Item 4250 Subject A05c</i>	<i>N†</i>	92	41	35	59	-	27	14	23	28	55	13	-	-	14	66	10

†=excludes respondents for whom question was inappropriate.

DESCRIPTIVE RESULTS: 2003

81

QUESTIONNAIRE FORM 1 2003	TOTAL	SEX		RACE		REGION				COLLEGE PLANS?		ILLICIT DRUG USE: LIFETIME				
		M	F	White	Black	NE	NC	S	W	Yes	No	None	Mari- juana Only	Few Pills	More Pills	Any Her- oin
<i>N (Weighted No. of Cases):</i>	2552	1049	1276	1607	273	538	607	883	524	1800	436	1200	629	235	364	24
<i>% of Weighted Total:</i>	100.0	41.1	50.0	63.0	10.7	21.1	23.8	34.6	20.5	70.6	17.1	47.0	24.6	9.2	14.3	0.9
B077H: At school																
1. Not at all	86.9	88.3	83.1	87.2	-	86.6	70.4	100.0	85.1	85.8	85.2	-	-	100.0	89.6	48.6
2. A few of the times	4.6	1.7	9.9	7.1	-	3.6	16.4	-	3.4	5.9	-	-	-	-	3.6	18.5
3. Some of the times	1.4	2.1	1.0	1.7	-	-	4.5	-	2.2	1.8	1.9	-	-	-	0.9	6.3
4. Most of the times	4.4	1.9	5.9	4.1	-	4.2	8.8	-	5.9	2.1	13.0	-	-	-	4.4	11.5
5. Every time	2.7	6.0	-	-	-	5.6	-	-	3.4	4.5	-	-	-	-	1.5	15.1
<i>Item 4260 Subject A05c</i>	<i>N†</i>	<i>91</i>	<i>41</i>	<i>35</i>	<i>59</i>	<i>27</i>	<i>14</i>	<i>22</i>	<i>28</i>	<i>55</i>	<i>13</i>	<i>-</i>	<i>-</i>	<i>14</i>	<i>66</i>	<i>10</i>
B077I: In a car																
1. Not at all	63.4	53.5	73.3	67.4	-	74.4	46.8	55.0	68.2	67.0	56.2	-	-	100.0	55.5	57.3
2. A few of the times	11.3	16.7	5.8	8.5	-	9.7	25.5	6.5	9.4	8.6	7.9	-	-	-	13.9	11.5
3. Some of the times	13.4	14.6	7.6	11.5	-	15.9	7.1	26.8	3.6	9.0	17.1	-	-	-	14.2	31.3
4. Most of the times	12.0	15.2	13.3	12.6	-	-	20.7	11.7	18.8	15.4	18.7	-	-	-	16.4	-
5. Every time	-	-	-	-	-	-	-	-	-	-	-	-	-	-	-	-
<i>Item 4280 Subject A05c</i>	<i>N†</i>	<i>90</i>	<i>40</i>	<i>35</i>	<i>59</i>	<i>25</i>	<i>14</i>	<i>22</i>	<i>28</i>	<i>53</i>	<i>13</i>	<i>-</i>	<i>-</i>	<i>14</i>	<i>66</i>	<i>8</i>
B078: How many of the times when you used cocaine during the last year did you use it along with each of the following drugs—that is, so that their effects overlapped?																
B078A: With alcohol																
1. Not at all	46.6	49.5	48.4	50.7	-	32.9	42.0	45.7	64.4	45.9	50.8	-	-	70.7	42.3	34.1
2. A few of the times	21.3	18.2	23.6	14.4	-	17.7	17.6	28.6	21.3	20.9	17.5	-	-	17.3	22.6	20.9
3. Some of the times	7.1	3.5	6.6	4.5	-	4.7	19.8	9.1	1.5	3.2	16.1	-	-	-	6.2	23.5
4. Most of the times	12.0	16.5	8.0	15.0	-	15.5	8.8	12.2	9.7	15.8	8.3	-	-	-	15.7	6.4
5. Every time	13.1	12.2	13.5	15.5	-	29.2	11.9	4.3	3.1	14.2	7.2	-	-	12.0	13.2	15.1
<i>Item 4290 Subject A01h</i>	<i>N†</i>	<i>91</i>	<i>41</i>	<i>34</i>	<i>59</i>	<i>29</i>	<i>14</i>	<i>21</i>	<i>27</i>	<i>53</i>	<i>12</i>	<i>-</i>	<i>-</i>	<i>14</i>	<i>65</i>	<i>10</i>
B078B: With marijuana																
1. Not at all	38.8	37.9	34.5	33.7	-	39.8	34.9	24.5	50.6	40.4	23.6	-	-	49.0	38.0	21.7
2. A few of the times	18.9	24.5	15.8	18.8	-	15.7	12.8	23.5	21.8	19.4	39.4	-	-	25.5	19.3	9.5
3. Some of the times	8.6	8.3	8.3	8.4	-	5.2	16.7	18.1	0.9	6.3	4.5	-	-	-	8.3	24.4
4. Most of the times	11.2	9.8	10.5	11.9	-	9.1	3.1	24.0	7.4	9.0	21.7	-	-	-	12.7	17.9
5. Every time	22.5	19.4	30.9	27.1	-	30.2	32.6	9.9	19.4	24.9	10.8	-	-	25.5	21.7	26.5
<i>Item 4300 Subject A01h</i>	<i>N†</i>	<i>93</i>	<i>42</i>	<i>35</i>	<i>60</i>	<i>29</i>	<i>14</i>	<i>22</i>	<i>28</i>	<i>54</i>	<i>13</i>	<i>-</i>	<i>-</i>	<i>14</i>	<i>67</i>	<i>10</i>
B078C: With LSD																
1. Not at all	95.9	98.4	93.7	95.2	-	96.5	100.0	97.2	92.0	95.9	95.1	-	-	100.0	95.6	89.9
2. A few of the times	1.0	-	-	-	-	3.5	-	-	-	-	-	-	-	-	1.4	-
3. Some of the times	3.1	1.6	6.3	4.8	-	-	-	2.8	8.0	4.1	4.9	-	-	-	2.9	10.1
4. Most of the times	-	-	-	-	-	-	-	-	-	-	-	-	-	-	-	-
5. Every time	-	-	-	-	-	-	-	-	-	-	-	-	-	-	-	-
<i>Item 4310 Subject A01h</i>	<i>N†</i>	<i>88</i>	<i>39</i>	<i>34</i>	<i>58</i>	<i>26</i>	<i>14</i>	<i>22</i>	<i>27</i>	<i>52</i>	<i>12</i>	<i>-</i>	<i>-</i>	<i>14</i>	<i>65</i>	<i>8</i>
B078D: With hallucinogens other than LSD																
1. Not at all	93.7	95.2	91.9	94.4	-	91.3	92.4	100.0	91.6	91.3	100.0	-	-	100.0	95.0	76.1
2. A few of the times	1.7	-	1.8	1.1	-	3.3	4.5	-	-	1.2	-	-	-	-	1.4	6.3
3. Some of the times	2.4	-	6.3	3.8	-	-	-	-	8.4	4.0	-	-	-	-	2.9	2.5
4. Most of the times	0.5	1.1	-	0.8	-	-	3.1	-	-	0.8	-	-	-	-	0.7	-
5. Every time	1.7	3.7	-	-	-	5.4	-	-	-	2.8	-	-	-	-	-	15.1
<i>Item 4320 Subject A01h</i>	<i>N†</i>	<i>89</i>	<i>40</i>	<i>34</i>	<i>57</i>	<i>28</i>	<i>14</i>	<i>22</i>	<i>26</i>	<i>54</i>	<i>12</i>	<i>-</i>	<i>-</i>	<i>14</i>	<i>65</i>	<i>10</i>
B078E: With amphetamines																
1. Not at all	90.0	92.9	89.4	95.9	-	86.7	95.5	92.2	88.8	94.6	92.4	-	-	100.0	95.0	43.7
2. A few of the times	3.7	-	6.1	3.7	-	3.5	4.5	7.8	-	2.1	7.6	-	-	-	0.8	27.2
3. Some of the times	4.6	3.3	4.5	0.4	-	4.2	-	-	11.2	0.5	-	-	-	-	4.1	14.0
4. Most of the times	-	-	-	-	-	-	-	-	-	-	-	-	-	-	-	-
5. Every time	1.7	3.8	-	-	-	5.6	-	-	-	2.8	-	-	-	-	-	15.1
<i>Item 4330 Subject A01h</i>	<i>N†</i>	<i>88</i>	<i>40</i>	<i>34</i>	<i>56</i>	<i>27</i>	<i>14</i>	<i>21</i>	<i>26</i>	<i>53</i>	<i>12</i>	<i>-</i>	<i>-</i>	<i>14</i>	<i>63</i>	<i>10</i>

†=excludes respondents for whom question was inappropriate.

MONITORING THE FUTURE

QUESTIONNAIRE FORM 1 2003	TOTAL	SEX		RACE		REGION				COLLEGE PLANS?		ILLICIT DRUG USE: LIFETIME				
		M	F	White	Black	NE	NC	S	W	Yes	No	None	Mari- juana Only	Few Pills	More Pills	Any Her- oin
<i>N (Weighted No. of Cases):</i>	2552	1049	1276	1607	273	538	607	883	524	1800	436	1200	629	235	364	24
<i>% of Weighted Total:</i>	100.0	41.1	50.0	63.0	10.7	21.1	23.8	34.6	20.5	70.6	17.1	47.0	24.6	9.2	14.3	0.9
B078F: With quaaludes																
1. Not at all	97.0	96.2	99.3	99.6	-	91.3	100.0	100.0	99.0	96.7	100.0	-	-	100.0	98.6	82.4
2. A few of the times	1.0	-	-	-	-	3.3	-	-	-	-	-	-	-	-	1.4	-
3. Some of the times	0.3	-	0.7	0.4	-	-	-	-	1.0	0.5	-	-	-	-	-	2.5
4. Most of the times	-	-	-	-	-	-	-	-	-	-	-	-	-	-	-	-
5. Every time	1.7	3.8	-	-	-	5.4	-	-	-	2.8	-	-	-	-	-	15.1
<i>Item 4340 Subject A01h</i>	<i>N†</i>	88	40	34	56	28	14	21	26	53	12	-	-	14	64	10
B078G: With barbiturates																
1. Not at all	95.1	92.7	95.9	97.5	-	94.4	95.5	90.8	99.0	94.6	100.0	-	-	100.0	97.0	76.1
2. A few of the times	2.9	3.5	3.4	2.0	-	-	4.5	9.2	-	2.1	-	-	-	-	3.0	6.3
3. Some of the times	0.3	-	0.7	0.4	-	-	-	-	1.0	0.5	-	-	-	-	-	2.5
4. Most of the times	-	-	-	-	-	-	-	-	-	-	-	-	-	-	-	-
5. Every time	1.7	3.8	-	-	-	5.6	-	-	-	2.8	-	-	-	-	-	15.1
<i>Item 4350 Subject A01h</i>	<i>N†</i>	87	40	34	56	27	14	21	26	53	12	-	-	14	63	10
B078H: With tranquilizers																
1. Not at all	87.9	93.0	84.4	88.3	-	82.8	89.9	88.6	91.6	86.5	93.7	-	-	100.0	88.8	64.6
2. A few of the times	5.4	1.3	9.2	6.4	-	11.6	4.5	4.8	-	6.7	-	-	-	-	4.8	17.8
3. Some of the times	0.3	-	0.7	0.4	-	-	-	-	1.0	0.5	-	-	-	-	-	2.5
4. Most of the times	4.6	2.0	5.6	4.8	-	-	5.7	6.5	7.4	3.5	6.3	-	-	-	6.4	-
5. Every time	1.7	3.7	-	-	-	5.6	-	-	-	2.8	-	-	-	-	-	15.1
<i>Item 4360 Subject A01h</i>	<i>N†</i>	88	40	34	56	27	14	21	26	54	12	-	-	14	63	10
B079: What have been the most important reasons for your taking cocaine? (Mark all that apply.)																
A. To experiment—to see what it's like	73.5	67.2	83.6	76.0	-	74.7	53.9	68.9	84.5	74.8	74.0	-	-	88.3	72.5	61.0
B. To relax or relieve tension	18.4	18.2	20.6	18.5	-	5.3	31.0	39.1	9.7	17.5	26.3	-	-	5.4	20.6	20.3
C. To feel good or get high	64.5	64.0	64.4	67.1	-	78.6	79.7	62.1	45.6	63.5	54.4	-	-	31.7	65.4	100.0
D. To seek deeper insights and understanding	7.4	6.5	10.7	9.8	-	-	3.6	12.7	12.5	10.6	5.5	-	-	-	9.7	2.5
E. To have a good time with my friends	37.2	40.5	32.7	39.0	-	54.3	26.3	31.8	29.3	34.7	35.6	-	-	20.6	39.3	44.3
F. To fit in with a group I like	3.7	6.7	1.2	1.1	-	-	3.6	2.5	8.4	5.5	1.9	-	-	14.9	2.1	-
G. To get away from my problems or troubles	9.4	7.1	14.8	8.4	-	11.6	21.0	5.4	5.0	10.9	16.9	-	-	5.4	7.8	24.6
H. Because of boredom, nothing else to do	19.1	21.6	14.1	18.1	-	14.1	33.0	22.8	14.8	11.7	39.7	-	-	-	17.3	54.5
I. Because of anger or frustration	7.0	4.1	6.5	5.6	-	10.3	10.0	7.0	2.4	3.7	14.8	-	-	5.4	3.3	33.0
J. To get through the day	6.3	4.8	9.8	6.0	-	5.6	3.6	10.1	5.3	8.4	7.1	-	-	-	5.2	21.5
K. To increase the effects of some other drug(s)	6.8	7.1	8.4	8.1	-	15.5	8.7	-	2.7	7.0	8.9	-	-	-	5.3	25.5
L. To decrease (offset) the effects of some other drug(s)	3.9	7.2	1.2	2.5	-	11.2	3.6	-	-	6.3	-	-	-	-	3.0	15.1
M. To stay awake	28.1	20.5	35.4	23.3	-	23.9	39.7	35.7	21.3	18.9	39.8	-	-	-	27.1	70.6
N. To get more energy	29.8	25.0	34.3	27.6	-	26.1	36.1	42.0	21.3	23.3	37.9	-	-	-	28.4	76.8
O. Because I am "hooked"—I have to have it	4.7	7.1	3.2	2.1	-	-	3.6	2.5	11.6	7.6	-	-	-	-	6.3	-
<i>Item 4370-4510 Subject A06a</i>	<i>N†</i>	87	41	35	59	27	12	21	27	54	13	-	-	13	64	10
B080: When you take cocaine, how high do you usually get?																
1. Not at all high	8.8	10.5	4.1	3.5	-	-	20.1	-	18.6	11.2	5.9	-	-	24.7	6.9	-
2. A little high	13.3	13.5	15.3	17.4	-	9.0	-	12.9	24.3	13.9	27.7	-	-	36.0	10.7	-
3. Moderately high	44.1	50.4	43.0	48.6	-	52.9	59.9	45.1	26.7	47.4	44.7	-	-	16.3	47.9	55.0
4. Very high	32.1	24.5	34.1	29.7	-	38.1	19.9	39.8	26.2	25.3	21.7	-	-	17.8	33.0	45.0
5. I don't take it to get high	1.8	1.1	3.4	0.8	-	-	-	2.3	4.2	2.2	-	-	-	5.3	1.4	-
<i>Item 4520 Subject A01e</i>	<i>N†</i>	92	44	35	59	28	14	21	28	55	13	-	-	13	69	10
B081: When you take cocaine, how long do you usually stay high?																
1. Usually don't get high	9.2	9.2	6.6	3.7	-	-	17.3	2.5	19.9	12.0	3.7	-	-	24.7	7.3	-
2. One to two hours	41.8	50.8	33.1	45.0	-	41.4	37.8	47.1	40.2	43.1	48.5	-	-	26.7	43.5	52.0
3. Three to six hours	33.9	27.0	47.2	35.1	-	34.8	38.1	23.9	38.3	35.4	15.2	-	-	44.8	34.6	12.7
4. Seven to 24 hours	11.6	9.3	10.6	14.6	-	16.0	6.8	22.1	1.7	6.7	25.9	-	-	3.8	12.1	19.1
5. More than 24 hours	3.5	3.6	2.6	1.5	-	7.8	-	4.5	-	2.8	6.7	-	-	-	2.5	16.1
<i>Item 4530 Subject A01f</i>	<i>N†</i>	88	41	35	59	28	12	20	28	54	13	-	-	13	66	9

†=excludes respondents for whom question was inappropriate.

DESCRIPTIVE RESULTS: 2003

83

QUESTIONNAIRE FORM 1 2003	TOTAL	SEX		RACE		REGION				COLLEGE PLANS?		ILLICIT DRUG USE: LIFETIME					
		M	F	White	Black	NE	NC	S	W	Yes	No	None	Mari- juana Only	Few Pills	More Pills	Any Her- oin	
<i>N (Weighted No. of Cases):</i>	2552	1049	1276	1607	273	538	607	883	524	1800	436	1200	629	235	364	24	
<i>% of Weighted Total:</i>	100.0	41.1	50.0	63.0	10.7	21.1	23.8	34.6	20.5	70.6	17.1	47.0	24.6	9.2	14.3	0.9	
B082: Have you ever tried to stop using cocaine and found that you couldn't stop?																	
1. Yes	10.9	12.6	2.0	5.4	-	10.6	26.4	-	11.9	11.4	6.3	-	-	-	14.5	2.5	
2. No	89.1	87.4	98.0	94.6	-	89.4	73.6	100.0	88.1	88.6	93.7	-	-	100.0	85.5	97.5	
<i>Item 4540 Subject A01i</i>	<i>N†</i>	<i>88</i>	<i>42</i>	<i>34</i>	<i>59</i>	<i>-</i>	<i>28</i>	<i>12</i>	<i>19</i>	<i>28</i>	<i>55</i>	<i>12</i>	<i>-</i>	<i>-</i>	<i>13</i>	<i>65</i>	<i>10</i>
B083: What forms of cocaine have you used? (Mark all that apply.)																	
A. Cocaine powder	91.1	98.8	88.4	93.7	-	96.6	91.9	97.5	80.7	91.7	100.0	-	-	68.3	94.2	100.0	
B. "Crack" or "rock"	31.6	22.3	35.2	27.5	-	33.9	34.3	37.0	24.2	31.6	14.9	-	-	22.4	28.0	66.5	
C. "Freebase" or "base"	19.2	21.7	15.7	17.1	-	15.1	18.7	23.6	20.3	22.9	11.3	-	-	15.6	15.0	51.0	
D. Coca paste	3.8	3.3	5.6	5.5	-	5.2	13.6	-	0.9	6.1	-	-	-	-	4.8	2.5	
<i>Item 4531-4534 Subject A01l</i>	<i>N†</i>	<i>86</i>	<i>42</i>	<i>34</i>	<i>59</i>	<i>-</i>	<i>27</i>	<i>12</i>	<i>20</i>	<i>27</i>	<i>54</i>	<i>13</i>	<i>-</i>	<i>-</i>	<i>13</i>	<i>64</i>	<i>10</i>
B084: What methods have you used for taking cocaine? (Mark all that apply.)																	
A. Sniffing or "snorting"	84.4	91.6	76.9	84.8	-	82.5	91.9	94.4	75.7	78.7	100.0	-	-	53.1	88.6	100.0	
B. Smoking	44.2	36.1	52.6	44.6	-	40.1	62.9	45.8	38.8	51.3	27.4	-	-	40.7	37.7	90.3	
C. Injection	2.7	-	5.0	3.0	-	-	5.1	4.5	3.0	1.6	6.7	-	-	-	1.4	14.4	
D. Inhaling fumes	5.4	3.5	5.9	3.1	-	4.1	-	5.6	8.8	6.4	-	-	-	5.3	4.0	14.0	
E. By mouth	29.2	27.9	35.6	30.5	-	25.5	51.5	24.0	26.7	35.3	16.3	-	-	-	34.2	36.4	
F. Other	3.9	5.8	-	2.5	-	3.3	-	7.3	3.6	1.8	11.0	-	-	6.9	3.8	-	
<i>Item 4550-4590 Subject A05d</i>	<i>N†</i>	<i>87</i>	<i>42</i>	<i>35</i>	<i>59</i>	<i>-</i>	<i>28</i>	<i>12</i>	<i>20</i>	<i>27</i>	<i>55</i>	<i>13</i>	<i>-</i>	<i>-</i>	<i>13</i>	<i>64</i>	<i>10</i>
B085: Do you think you will be using cocaine five years from now?																	
1. I definitely will	0.5	0.8	0.1	0.3	-	0.4	0.5	0.2	0.9	0.3	0.8	*	0.6	0.5	1.4	5.4	
2. I probably will	0.9	1.1	0.5	0.9	-	1.6	0.6	0.8	0.9	0.8	0.9	0.2	0.1	1.0	2.9	29.8	
3. I probably will not	7.7	8.5	6.4	7.8	1.4	7.0	6.6	7.1	10.7	7.2	9.0	3.5	6.4	13.5	20.0	26.0	
4. I definitely will not	90.9	89.6	93.0	91.0	98.6	91.0	92.3	91.9	87.5	91.7	89.3	96.3	92.8	85.0	75.7	38.8	
<i>Item 4600 Subject A04a</i>	<i>N</i>	<i>2310</i>	<i>992</i>	<i>1229</i>	<i>1542</i>	<i>258</i>	<i>476</i>	<i>555</i>	<i>800</i>	<i>479</i>	<i>1739</i>	<i>403</i>	<i>1153</i>	<i>567</i>	<i>208</i>	<i>328</i>	<i>24</i>
The next questions are about HEROIN.																	
B086: On how many occasions (if any) have you taken heroin . . .																	
B086A: . . . in your lifetime?																	
1. 0 occasions	99.0	99.2	99.5	99.4	99.1	98.7	99.3	98.7	99.4	99.4	99.0	100.0	100.0	100.0	100.0	-	
2. 1-2	0.5	0.4	0.1	0.2	0.5	0.2	0.4	0.9	0.1	0.3	0.4	-	-	-	-	45.6	
3. 3-5	0.3	0.3	0.2	0.2	-	0.7	0.1	0.2	0.1	0.1	0.4	-	-	-	-	28.7	
4. 6-9	-	-	-	-	-	-	-	-	-	-	-	-	-	-	-	-	
5. 10-19	0.1	-	0.1	*	0.5	-	0.1	0.1	0.1	*	-	-	-	-	-	10.1	
6. 20-39	-	-	-	-	-	-	-	-	-	-	-	-	-	-	-	-	
7. 40 or more	0.2	0.1	0.1	0.2	-	0.3	-	0.1	0.3	0.1	0.2	-	-	-	-	15.7	
<i>Item 1100 Subject A01a</i>	<i>N</i>	<i>2305</i>	<i>992</i>	<i>1227</i>	<i>1551</i>	<i>251</i>	<i>474</i>	<i>557</i>	<i>793</i>	<i>481</i>	<i>1728</i>	<i>413</i>	<i>1145</i>	<i>567</i>	<i>218</i>	<i>326</i>	<i>23</i>
B086B: . . . during the last 12 months?																	
1. 0 occasions	99.4	99.6	99.7	99.7	99.1	99.2	99.8	99.2	99.6	99.6	99.6	100.0	100.0	100.0	100.0	39.5	
2. 1-2	0.4	0.3	0.1	0.2	0.5	0.5	0.2	0.6	-	0.2	0.1	-	-	-	-	37.5	
3. 3-5	0.1	0.1	*	0.1	-	-	-	-	0.3	*	-	-	-	-	-	6.0	
4. 6-9	*	-	-	-	0.5	-	-	0.1	-	-	-	-	-	-	-	4.9	
5. 10-19	-	-	-	-	-	-	-	-	-	-	-	-	-	-	-	-	
6. 20-39	*	-	-	-	-	0.1	-	-	-	-	-	-	-	-	-	2.2	
7. 40 or more	0.1	0.1	0.1	0.1	-	0.2	-	0.1	0.1	0.1	0.2	-	-	-	-	10.0	
<i>Item 1110 Subject A01b</i>	<i>N</i>	<i>2307</i>	<i>993</i>	<i>1228</i>	<i>1552</i>	<i>251</i>	<i>474</i>	<i>558</i>	<i>793</i>	<i>481</i>	<i>1729</i>	<i>414</i>	<i>1145</i>	<i>567</i>	<i>219</i>	<i>326</i>	<i>23</i>
B086C: . . . during the last 30 days?																	
1. 0 occasions	99.8	99.8	99.8	99.8	99.5	99.7	99.9	99.8	99.6	99.8	99.8	100.0	100.0	100.0	100.0	75.5	
2. 1-2	0.1	0.1	-	0.1	0.5	-	0.1	0.2	0.1	0.1	-	-	-	-	-	10.2	
3. 3-5	-	-	-	-	-	-	-	-	-	-	-	-	-	-	-	-	
4. 6-9	-	-	-	-	-	-	-	-	-	-	-	-	-	-	-	-	
5. 10-19	0.1	-	0.1	0.1	-	0.2	-	0.1	-	*	0.2	-	-	-	-	6.7	
6. 20-39	*	-	-	-	-	0.1	-	-	-	-	-	-	-	-	-	2.2	
7. 40 or more	0.1	0.1	*	*	-	-	-	-	0.3	*	-	-	-	-	-	5.4	
<i>Item 1120 Subject A01c</i>	<i>N</i>	<i>2308</i>	<i>994</i>	<i>1229</i>	<i>1554</i>	<i>251</i>	<i>476</i>	<i>558</i>	<i>793</i>	<i>481</i>	<i>1729</i>	<i>414</i>	<i>1145</i>	<i>567</i>	<i>219</i>	<i>327</i>	<i>24</i>

†=excludes respondents for whom question was inappropriate. *=less than .05 percent.

MONITORING THE FUTURE

QUESTIONNAIRE FORM 1 2003	TOTAL	SEX		RACE		REGION				COLLEGE PLANS?		ILLICIT DRUG USE: LIFETIME				
		M	F	White	Black	NE	NC	S	W	Yes	No	None	Mari- juana Only	Few Pills	More Pills	Any Her- oin
<i>N (Weighted No. of Cases):</i>	2552	1049	1276	1607	273	538	607	883	524	1800	436	1200	629	235	364	24
<i>% of Weighted Total:</i>	100.0	41.1	50.0	63.0	10.7	21.1	23.8	34.6	20.5	70.6	17.1	47.0	24.6	9.2	14.3	0.9
<p>The next questions are about NARCOTICS OTHER THAN HEROIN, which are sometimes prescribed by doctors. Drugstores are not supposed to sell them without a prescription. These include: Methadone, Codeine, OxyContin, Percodan, Opium, Demerol, Percocet, Dilaudid, Morphine, and Vicodin.</p> <p>B087: Have you ever taken any narcotics other than heroin because a doctor told you to use them?</p> <p>1. No</p> <p>2. Yes, but I had already tried them on my own</p> <p>3. Yes, and it was the first time I took any</p> <p><i>Item 5020 Subject A01j</i></p> <p>B088: On how many occasions (if any) have you taken narcotics other than heroin on your own—that is, without a doctor telling you to take them . . .</p> <p>B088A: . . . in your lifetime?</p> <p>1. 0 occasions</p> <p>2. 1-2</p> <p>3. 3-5</p> <p>4. 6-9</p> <p>5. 10-19</p> <p>6. 20-39</p> <p>7. 40 or more</p> <p><i>Item 1130 Subject A01a</i></p> <p>B088B: . . . during the last 12 months?</p> <p>1. 0 occasions</p> <p>2. 1-2</p> <p>3. 3-5</p> <p>4. 6-9</p> <p>5. 10-19</p> <p>6. 20-39</p> <p>7. 40 or more</p> <p><i>Item 1140 Subject A01b</i></p> <p>B088C: . . . during the last 30 days?</p> <p>1. 0 occasions</p> <p>2. 1-2</p> <p>3. 3-5</p> <p>4. 6-9</p> <p>5. 10-19</p> <p>6. 20-39</p> <p>7. 40 or more</p> <p><i>Item 1150 Subject A01c</i></p> <p>IF YOU HAVE NOT TAKEN NARCOTICS OTHER THAN HEROIN IN THE LAST TWELVE MONTHS, GO TO Q.B097.</p> <p>THE FOLLOWING QUESTIONS REFER ONLY TO TAKING NARCOTICS OTHER THAN HEROIN WITHOUT A DOCTOR'S ORDERS. IF YOU HAVE NOT DONE THIS IN THE LAST TWELVE MONTHS, GO TO Q.B097.</p> <p>B089: When you used narcotics other than heroin during the last year, how often did you use them in each of the following situations?</p>																
	82.5	82.8	83.0	78.2	95.0	83.6	84.1	82.5	79.5	82.7	81.5	90.4	87.3	59.6	62.3	68.0
	3.2	3.9	2.4	3.7	0.5	2.0	2.8	3.6	4.4	2.8	4.4	-	-	1.8	19.5	28.7
	14.3	13.3	14.7	18.1	4.5	14.4	13.1	13.9	16.1	14.6	14.0	9.6	12.7	38.7	18.3	3.3
	2309	988	1239	1562	247	475	563	791	480	1738	411	1150	567	217	328	21
	87.9	88.7	88.4	85.9	96.9	88.9	86.5	90.1	84.7	88.4	87.5	100.0	100.0	58.9	46.2	27.8
	5.2	3.8	5.8	6.3	1.7	4.7	7.0	3.4	6.4	5.3	4.3	-	-	41.1	8.4	11.2
	2.3	2.1	1.9	2.6	1.4	2.6	2.1	2.3	2.0	1.9	3.0	-	-	-	15.3	9.8
	1.8	2.0	1.7	2.3	-	2.2	1.6	0.7	3.4	1.9	1.4	-	-	-	12.3	7.2
	1.3	1.3	1.1	1.4	-	1.1	1.2	1.5	1.2	1.2	0.8	-	-	-	7.8	17.3
	0.7	0.8	0.7	0.9	-	-	0.5	1.0	1.3	0.6	1.3	-	-	-	5.1	-
	1.0	1.3	0.4	0.7	-	0.6	1.1	1.1	1.0	0.7	1.6	-	-	-	5.0	26.7
	2314	998	1232	1564	250	476	564	791	482	1738	418	1151	568	218	327	22
	92.6	92.0	93.8	91.4	98.2	92.1	93.7	93.8	89.7	93.0	92.1	100.0	100.0	87.0	60.1	38.9
	3.1	2.8	3.0	3.9	1.3	3.6	2.7	2.3	4.1	3.1	3.2	-	-	13.0	12.6	7.9
	1.5	1.7	1.1	1.7	0.5	2.2	1.2	1.3	1.4	1.3	1.2	-	-	-	9.2	19.6
	1.3	1.3	1.2	1.6	-	1.5	0.6	0.6	2.9	1.4	0.9	-	-	-	8.3	10.1
	0.7	0.8	0.5	0.7	-	*	0.9	0.6	1.1	0.6	0.6	-	-	-	4.5	2.8
	0.4	0.5	0.2	0.3	-	-	0.3	0.6	0.5	0.3	0.9	-	-	-	2.4	3.2
	0.6	0.9	0.2	0.4	-	0.5	0.6	0.7	0.3	0.3	1.2	-	-	-	2.9	17.5
	2312	998	1230	1563	248	474	565	790	482	1736	418	1151	570	217	324	22
	96.9	95.8	98.1	96.4	99.1	98.3	96.4	96.9	96.0	97.2	95.7	100.0	100.0	95.6	83.6	54.7
	1.8	2.4	1.4	2.4	0.5	1.2	2.2	1.5	2.7	2.0	1.6	-	-	4.4	9.3	13.9
	0.4	0.5	0.1	0.3	0.5	-	0.6	0.5	0.5	0.3	0.6	-	-	-	2.6	5.2
	0.4	0.7	0.1	0.5	-	-	0.1	0.6	0.8	0.3	0.8	-	-	-	2.4	5.6
	0.4	0.5	0.2	0.3	-	0.5	0.4	0.6	0.1	0.1	1.4	-	-	-	1.5	20.6
	*	-	-	-	-	-	0.1	-	-	-	-	-	-	-	0.2	-
	0.1	-	0.1	0.1	-	-	0.3	-	-	0.1	-	-	-	-	0.5	-
	2312	998	1230	1563	248	474	565	790	482	1736	418	1151	570	217	324	22

* = less than .05 percent.

DESCRIPTIVE RESULTS: 2003

85

QUESTIONNAIRE FORM 1 2003	TOTAL	SEX		RACE		REGION				COLLEGE PLANS?		ILLICIT DRUG USE: LIFETIME					
		M	F	White	Black	NE	NC	S	W	Yes	No	None	Mari- juana Only	Few Pills	More Pills	Any Her- oin	
<i>N (Weighted No. of Cases):</i>	2552	1049	1276	1607	273	538	607	883	524	1800	436	1200	629	235	364	24	
<i>% of Weighted Total:</i>	100.0	41.1	50.0	63.0	10.7	21.1	23.8	34.6	20.5	70.6	17.1	47.0	24.6	9.2	14.3	0.9	
B089A: When you were alone																	
1. Not at all	43.5	37.5	57.7	49.1	42.1	70.1	29.5	37.0	39.0	49.1	30.9	-	-	67.1	42.3	14.9	
2. A few of the times	31.2	40.3	22.7	28.2	20.5	17.2	42.5	23.6	40.9	34.1	22.3	-	-	22.4	33.1	26.8	
3. Some of the times	8.1	7.9	8.1	7.4	-	7.5	15.2	10.3	1.6	8.1	9.8	-	-	-	8.4	19.2	
4. Most of the times	12.2	12.3	8.0	10.2	37.4	2.7	12.8	24.8	7.5	6.0	26.2	-	-	6.0	11.8	27.1	
5. Every time	5.0	2.1	3.5	5.0	-	2.5	-	4.3	11.0	2.7	10.9	-	-	4.5	4.4	11.9	
<i>Item 5030 Subject A05a</i>	<i>N†</i>	159	77	69	124	3	36	32	43	47	111	32	-	-	22	125	12
B089B: With just 1 or 2 other people																	
1. Not at all	21.4	15.8	25.7	24.0	62.6	14.1	20.5	15.8	33.2	23.0	18.4	-	-	48.3	17.5	11.9	
2. A few of the times	34.0	34.4	33.7	32.4	-	42.0	40.0	31.6	25.6	29.4	41.8	-	-	19.9	37.3	26.4	
3. Some of the times	18.5	24.7	11.1	18.4	-	11.0	12.5	27.8	19.9	19.2	16.4	-	-	-	19.5	42.1	
4. Most of the times	13.3	11.2	15.4	12.8	37.4	10.9	21.1	9.9	13.0	14.1	14.7	-	-	-	15.5	15.1	
5. Every time	12.8	13.9	14.1	12.3	-	21.9	5.9	14.9	8.2	14.3	8.7	-	-	31.9	10.2	4.6	
<i>Item 5040 Subject A05b</i>	<i>N†</i>	157	74	70	124	3	37	31	43	46	110	33	-	-	22	123	12
B089C: At a party																	
1. Not at all	46.3	36.5	52.3	44.9	57.9	34.9	60.9	39.7	51.2	48.0	34.7	-	-	84.6	38.2	59.7	
2. A few of the times	20.2	22.2	20.4	19.6	42.1	31.3	19.4	10.4	21.5	19.4	21.1	-	-	11.8	22.1	14.5	
3. Some of the times	11.4	15.2	7.1	13.0	-	-	4.7	30.4	6.5	8.1	23.5	-	-	-	13.7	8.3	
4. Most of the times	16.3	21.4	11.8	16.0	-	28.1	6.2	12.9	17.3	18.8	11.6	-	-	3.6	18.9	12.3	
5. Every time	5.9	4.7	8.4	6.5	-	5.6	8.8	6.5	3.6	5.6	9.1	-	-	-	7.0	5.2	
<i>Item 5050 Subject A05c</i>	<i>N†</i>	155	72	69	123	3	35	31	43	46	107	33	-	-	22	122	11
B089D: When your date or spouse was present																	
1. Not at all	57.3	61.9	51.0	57.8	79.5	65.4	51.8	47.0	64.4	60.7	48.6	-	-	85.4	53.3	45.3	
2. A few of the times	9.4	6.7	11.7	10.5	-	5.3	18.9	10.2	5.3	7.4	17.8	-	-	5.9	9.7	12.8	
3. Some of the times	13.5	20.8	6.0	11.6	-	12.9	4.0	22.9	11.6	12.7	13.3	-	-	-	14.5	27.9	
4. Most of the times	12.0	8.4	18.2	12.2	-	9.6	9.0	9.2	18.7	11.3	11.7	-	-	4.4	14.2	4.6	
5. Every time	7.8	2.2	13.1	7.9	20.5	6.8	16.4	10.7	-	7.9	8.6	-	-	4.3	8.3	9.4	
<i>Item 5060 Subject A05b</i>	<i>N†</i>	156	74	69	123	3	36	32	43	46	108	33	-	-	23	121	12
B089E: When people over age 30 were present																	
1. Not at all	64.2	59.8	64.2	68.1	79.5	66.0	60.2	65.8	63.8	64.9	58.5	-	-	78.7	60.0	75.4	
2. A few of the times	19.8	22.6	18.7	17.1	20.5	14.9	23.2	16.2	25.0	20.5	18.9	-	-	8.0	23.2	10.3	
3. Some of the times	10.0	11.0	10.0	10.0	-	9.2	11.1	11.6	8.3	8.0	14.9	-	-	-	11.6	14.3	
4. Most of the times	2.7	3.9	2.2	3.5	-	-	5.4	3.3	2.5	1.7	7.8	-	-	-	3.5	-	
5. Every time	3.3	2.6	4.9	1.2	-	9.9	-	3.2	0.3	4.9	-	-	-	13.3	1.7	-	
<i>Item 5070 Subject A05b</i>	<i>N†</i>	162	76	69	125	3	38	31	46	47	110	33	-	-	24	125	12
B089F: During the daytime (before 4:00 p.m.)																	
1. Not at all	35.2	30.6	38.5	35.0	42.1	37.6	22.8	45.7	31.5	32.8	32.4	-	-	52.7	30.9	42.8	
2. A few of the times	40.1	37.9	42.3	41.1	57.9	47.8	52.4	21.8	43.7	42.0	41.8	-	-	31.6	43.0	28.3	
3. Some of the times	15.9	19.3	13.5	15.2	-	11.9	21.7	16.9	14.2	15.8	13.9	-	-	-	18.4	23.6	
4. Most of the times	5.1	6.7	3.1	5.1	-	-	3.2	8.3	7.3	3.9	11.9	-	-	3.3	6.0	-	
5. Every time	3.7	5.5	2.6	3.5	-	2.7	-	7.4	3.3	5.4	-	-	-	12.4	1.7	5.2	
<i>Item 5080 Subject A05c</i>	<i>N†</i>	162	76	69	125	3	37	32	46	47	110	34	-	-	26	124	12
B089G: At your home (or apartment or dorm)																	
1. Not at all	41.2	35.5	44.4	42.5	-	56.3	37.5	43.2	30.1	44.1	23.9	-	-	55.4	39.1	33.2	
2. A few of the times	24.9	31.2	21.3	24.3	79.5	23.1	32.8	17.4	28.1	24.5	33.5	-	-	26.5	24.8	22.3	
3. Some of the times	15.1	16.4	15.5	14.9	-	10.5	16.0	21.7	11.6	14.0	21.8	-	-	-	16.7	30.2	
4. Most of the times	8.1	10.9	3.8	8.6	-	-	4.1	13.7	11.7	6.2	10.6	-	-	-	9.6	9.2	
5. Every time	10.7	6.0	14.9	9.7	20.5	10.0	9.6	4.0	18.5	11.2	10.3	-	-	18.1	9.7	5.1	
<i>Item 5090 Subject A05c</i>	<i>N†</i>	163	77	69	125	3	37	32	46	47	110	34	-	-	25	125	12
B089H: At school																	
1. Not at all	59.4	44.5	74.8	63.6	42.1	70.6	62.6	56.3	51.4	59.4	54.7	-	-	89.8	55.0	41.1	
2. A few of the times	19.7	23.1	16.5	19.4	37.4	20.2	17.0	20.9	19.8	21.1	18.3	-	-	6.3	21.3	31.1	
3. Some of the times	11.3	15.4	7.0	10.3	-	4.1	12.6	12.1	15.4	9.3	15.2	-	-	-	12.4	23.5	
4. Most of the times	8.3	15.6	-	6.2	-	1.4	5.7	10.6	13.1	8.2	11.8	-	-	-	10.4	4.2	
5. Every time	1.3	1.4	1.7	0.4	20.5	3.7	2.1	-	0.3	2.0	-	-	-	3.9	1.0	-	
<i>Item 5100 Subject A05c</i>	<i>N†</i>	162	76	69	124	3	37	32	46	47	110	33	-	-	25	124	12

†=excludes respondents for whom question was inappropriate.

MONITORING THE FUTURE

QUESTIONNAIRE FORM 1 2003	TOTAL	SEX		RACE		REGION				COLLEGE PLANS?		ILLICIT DRUG USE: LIFETIME				
		M	F	White	Black	NE	NC	S	W	Yes	No	None	Mari- juana Only	Few Pills	More Pills	Any Her- oin
<i>N (Weighted No. of Cases):</i>	2552	1049	1276	1607	273	538	607	883	524	1800	436	1200	629	235	364	24
<i>% of Weighted Total:</i>	100.0	41.1	50.0	63.0	10.7	21.1	23.8	34.6	20.5	70.6	17.1	47.0	24.6	9.2	14.3	0.9
B089I: In a car																
1. Not at all	60.9	53.9	67.4	62.3	62.6	61.5	61.6	52.8	67.8	63.1	49.8	-	-	96.1	55.9	39.3
2. A few of the times	19.8	21.1	18.2	20.1	37.4	20.9	28.3	23.6	9.4	18.1	29.0	-	-	-	24.0	18.3
3. Some of the times	11.4	17.8	4.6	10.2	-	4.1	5.0	17.0	16.2	10.2	16.7	-	-	-	11.1	38.2
4. Most of the times	5.0	5.5	5.6	6.0	-	4.8	5.1	6.6	3.5	6.0	4.5	-	-	-	6.5	-
5. Every time	2.9	1.7	4.1	1.5	-	8.7	-	-	3.1	2.6	-	-	-	3.9	2.5	4.2
<i>Item 5120 Subject A05c</i>	<i>N†</i>	162	77	69	125	37	32	46	47	110	34	-	-	25	125	12
B090: How many of the times when you used narcotics other than heroin during the last year did you use them along with each of the following drugs—that is, so that their effects overlapped?																
B090A: With alcohol																
1. Not at all	51.4	47.9	55.6	53.4	20.5	46.8	57.9	46.4	55.7	60.5	21.2	-	-	81.3	48.1	23.1
2. A few of the times	22.9	23.2	22.9	22.8	79.5	20.6	18.1	25.6	25.2	17.2	42.8	-	-	13.5	25.0	20.8
3. Some of the times	11.0	10.4	9.4	11.6	-	12.8	17.9	13.8	2.4	10.1	9.3	-	-	-	11.1	33.3
4. Most of the times	7.7	8.7	7.5	5.9	-	11.0	-	7.9	9.9	7.2	11.2	-	-	3.2	9.3	-
5. Every time	7.0	9.8	4.6	6.4	-	8.7	6.1	6.2	6.8	4.9	15.6	-	-	2.0	6.5	22.8
<i>Item 5130 Subject A01h</i>	<i>N†</i>	159	76	68	124	37	30	46	47	109	33	-	-	24	124	11
B090B: With marijuana																
1. Not at all	43.9	50.3	37.7	39.7	20.5	31.3	40.6	43.9	55.9	45.9	29.3	-	-	67.1	40.8	28.1
2. A few of the times	17.7	12.0	19.7	18.1	79.5	19.4	31.8	5.5	19.0	15.2	24.3	-	-	20.4	17.3	16.3
3. Some of the times	9.8	7.9	12.2	10.8	-	11.7	5.0	9.6	11.4	10.7	7.8	-	-	-	11.0	16.7
4. Most of the times	11.3	15.1	8.8	12.1	-	8.8	14.9	16.6	6.1	9.6	21.1	-	-	3.3	13.4	5.4
5. Every time	17.3	14.7	21.7	19.3	-	28.8	7.7	24.4	7.6	18.5	17.5	-	-	9.2	17.4	33.5
<i>Item 5140 Subject A01h</i>	<i>N†</i>	157	74	68	122	37	29	44	47	109	31	-	-	24	122	11
B090C: With LSD																
1. Not at all	98.6	100.0	96.8	98.2	100.0	100.0	100.0	100.0	95.3	98.0	100.0	-	-	100.0	98.4	97.6
2. A few of the times	1.2	-	2.8	1.6	-	-	-	-	4.2	1.8	-	-	-	-	1.6	-
3. Some of the times	0.2	-	0.4	0.2	-	-	-	-	0.5	0.2	-	-	-	-	-	2.4
4. Most of the times	-	-	-	-	-	-	-	-	-	-	-	-	-	-	-	-
5. Every time	-	-	-	-	-	-	-	-	-	-	-	-	-	-	-	-
<i>Item 5150 Subject A01h</i>	<i>N†</i>	155	73	67	121	36	29	44	46	107	31	-	-	24	120	10
B090D: With hallucinogens other than LSD																
1. Not at all	94.6	98.2	92.9	95.0	100.0	96.1	96.8	94.7	91.7	95.5	92.7	-	-	100.0	94.1	87.2
2. A few of the times	3.9	0.8	6.7	4.2	-	2.5	-	5.3	6.2	2.6	7.3	-	-	-	4.5	5.7
3. Some of the times	1.3	1.0	0.4	0.8	-	-	3.2	-	2.1	1.8	-	-	-	-	1.4	2.3
4. Most of the times	-	-	-	-	-	-	-	-	-	-	-	-	-	-	-	-
5. Every time	0.3	-	-	-	-	1.4	-	-	-	-	-	-	-	-	-	4.8
<i>Item 5160 Subject A01h</i>	<i>N†</i>	157	74	67	122	37	31	44	46	108	32	-	-	25	121	11
B090E: With amphetamines																
1. Not at all	92.1	93.8	93.8	94.5	100.0	92.0	92.5	89.5	94.5	92.4	95.0	-	-	100.0	93.7	56.8
2. A few of the times	3.0	0.5	3.6	2.3	-	2.5	3.4	1.1	5.0	3.5	-	-	-	-	3.8	-
3. Some of the times	1.8	0.8	1.7	1.5	-	-	2.1	4.6	0.5	1.6	-	-	-	-	0.7	18.7
4. Most of the times	1.7	2.9	0.9	1.8	-	-	2.1	4.8	-	1.1	5.0	-	-	-	1.7	5.8
5. Every time	1.3	2.0	-	-	-	5.5	-	-	-	1.4	-	-	-	-	-	18.8
<i>Item 5170 Subject A01h</i>	<i>N†</i>	157	74	67	121	37	30	44	46	109	31	-	-	24	122	11
B090F: With quaaludes																
1. Not at all	98.0	98.0	99.6	98.6	100.0	96.1	100.0	96.6	99.5	99.8	95.2	-	-	100.0	98.0	92.5
2. A few of the times	1.5	2.0	-	1.2	-	2.5	-	3.4	-	-	4.8	-	-	-	2.0	-
3. Some of the times	0.2	-	0.4	0.2	-	-	-	-	0.5	0.2	-	-	-	-	-	2.5
4. Most of the times	-	-	-	-	-	-	-	-	-	-	-	-	-	-	-	-
5. Every time	0.3	-	-	-	-	1.4	-	-	-	-	-	-	-	-	-	5.1
<i>Item 5180 Subject A01h</i>	<i>N†</i>	157	74	67	122	37	31	44	46	108	32	-	-	25	122	10

†=excludes respondents for whom question was inappropriate.

QUESTIONNAIRE FORM 1 2003	TOTAL	SEX		RACE		REGION				COLLEGE PLANS?		ILLICIT DRUG USE: LIFETIME					
		M	F	White	Black	NE	NC	S	W	Yes	No	None	Mari- juana Only	Few Pills	More Pills	Any Her- oin	
<i>N (Weighted No. of Cases):</i>	2552	1049	1276	1607	273	538	607	883	524	1800	436	1200	629	235	364	24	
<i>% of Weighted Total:</i>	100.0	41.1	50.0	63.0	10.7	21.1	23.8	34.6	20.5	70.6	17.1	47.0	24.6	9.2	14.3	0.9	
B090G: With barbiturates																	
1. Not at all	96.5	98.0	96.2	96.7	100.0	96.1	94.5	95.4	99.1	97.8	95.2	-	-	100.0	96.1	92.9	
2. A few of the times	2.1	-	3.4	1.9	-	2.5	5.5	1.1	0.3	2.0	-	-	-	-	2.7	-	
3. Some of the times	1.1	2.0	0.4	1.4	-	-	-	3.4	0.5	0.2	4.8	-	-	-	1.3	2.3	
4. Most of the times	-	-	-	-	-	-	-	-	-	-	-	-	-	-	-	-	
5. Every time	0.3	-	-	-	-	1.4	-	-	-	-	-	-	-	-	-	4.8	
<i>Item 5190 Subject A01h</i>	<i>N†</i>	157	75	67	122	3	37	30	44	46	108	32	-	-	25	121	11
B090H: With tranquilizers																	
1. Not at all	92.1	94.5	91.2	91.8	100.0	93.2	91.9	87.1	96.3	92.9	93.0	-	-	100.0	92.4	72.9	
2. A few of the times	3.3	0.8	4.0	2.7	-	-	8.1	5.0	1.1	2.3	2.1	-	-	-	2.8	15.4	
3. Some of the times	3.3	4.0	3.4	4.3	-	5.4	-	5.8	1.3	3.4	5.0	-	-	-	4.1	2.2	
4. Most of the times	0.6	-	1.4	0.7	-	-	-	2.0	-	0.8	-	-	-	-	0.7	-	
5. Every time	0.7	0.8	-	0.5	-	1.4	-	-	1.2	0.5	-	-	-	-	-	9.5	
<i>Item 5200 Subject A01h</i>	<i>N†</i>	155	75	66	121	3	37	28	44	46	108	30	-	-	24	120	11
B090I: With cocaine																	
1. Not at all	93.6	95.4	92.7	94.4	100.0	87.6	89.0	97.3	97.9	93.4	92.9	-	-	100.0	94.0	73.6	
2. A few of the times	1.8	1.6	1.4	1.8	-	2.7	2.1	2.7	-	-	7.1	-	-	-	1.6	9.3	
3. Some of the times	3.0	1.0	5.9	3.8	-	5.6	5.5	-	2.1	4.3	-	-	-	-	3.6	2.4	
4. Most of the times	0.7	-	-	-	-	-	3.4	-	-	0.9	-	-	-	-	0.8	-	
5. Every time	1.0	2.0	-	-	-	4.2	-	-	-	1.4	-	-	-	-	-	14.7	
<i>Item 5210 Subject A01h</i>	<i>N†</i>	155	74	66	122	3	36	30	44	45	107	30	-	-	25	119	10
B090J: With heroin																	
1. Not at all	97.1	99.2	96.4	97.5	100.0	93.5	97.9	97.2	99.5	98.6	94.9	-	-	100.0	99.2	66.7	
2. A few of the times	2.4	0.8	3.3	2.3	-	5.1	2.1	2.8	-	1.2	5.1	-	-	-	0.8	26.2	
3. Some of the times	0.2	-	0.4	0.2	-	-	-	-	0.5	0.2	-	-	-	-	-	2.3	
4. Most of the times	-	-	-	-	-	-	-	-	-	-	-	-	-	-	-	-	
5. Every time	0.3	-	-	-	-	1.4	-	-	-	-	-	-	-	-	-	4.8	
<i>Item 5220 Subject A01h</i>	<i>N†</i>	156	74	67	121	3	37	29	44	46	108	31	-	-	24	121	11
B091: What have been the most important reasons for your using narcotics other than heroin without a doctor's orders? (Mark all that apply.)																	
A. To experiment—to see what it's like	51.4	52.4	55.3	57.5	42.1	66.4	46.6	59.2	36.1	54.5	51.6	-	-	30.2	56.6	36.8	
B. To relax or relieve tension	55.2	63.2	49.2	57.7	-	39.8	53.7	69.5	56.2	52.3	64.8	-	-	27.6	59.3	64.6	
C. To feel good or get high	61.9	65.0	59.8	62.2	37.4	67.5	55.6	67.6	56.7	63.4	52.5	-	-	16.8	67.3	89.8	
D. To seek deeper insights and understanding	9.3	13.9	4.3	9.2	-	14.3	6.5	11.7	5.2	10.1	10.9	-	-	4.7	10.0	10.6	
E. To have a good time with my friends	36.9	42.6	33.5	37.7	-	38.0	38.3	38.5	33.8	39.8	32.5	-	-	10.3	41.8	35.4	
F. To fit in with a group I like	2.4	3.5	-	2.2	-	-	11.8	-	-	2.5	3.0	-	-	4.7	2.2	-	
G. To get away from my problems or troubles	14.2	16.9	10.6	11.6	-	11.6	20.6	14.9	11.2	12.3	18.3	-	-	10.7	13.0	33.2	
H. Because of boredom, nothing else to do	20.0	22.2	17.3	20.2	-	19.0	27.9	21.5	14.3	17.6	27.5	-	-	9.0	22.3	15.9	
I. Because of anger or frustration	9.2	8.5	10.2	9.3	-	9.6	17.8	9.0	3.4	9.8	10.9	-	-	4.7	9.3	16.7	
J. To get through the day	11.8	18.5	2.5	9.4	-	6.6	15.2	12.9	12.7	9.8	19.7	-	-	10.2	11.0	23.8	
K. To increase the effects of some other drug(s)	17.1	13.3	22.0	18.8	-	28.4	11.9	18.9	10.0	20.2	10.2	-	-	4.7	18.3	27.8	
L. To decrease (offset) the effects of some other drug(s)	1.3	1.3	-	0.8	-	-	6.5	-	-	0.9	3.0	-	-	4.7	0.8	-	
M. To get to sleep	23.6	17.9	26.4	23.0	20.5	18.2	40.3	17.9	21.5	24.0	24.5	-	-	36.2	19.5	43.6	
N. As a substitute for heroin	4.0	3.6	3.6	3.0	-	6.6	7.3	3.1	0.5	4.3	4.6	-	-	-	0.8	45.9	
O. To relieve physical pain	46.5	49.7	43.7	47.8	20.5	33.1	45.2	49.0	55.9	49.5	40.4	-	-	61.2	43.1	54.7	
P. To control coughing	11.7	6.1	14.9	12.8	-	6.3	15.9	9.6	15.0	12.0	15.8	-	-	24.5	10.3	2.2	
Q. Because I am "hooked"—I have to have it	4.1	3.4	3.3	3.9	-	4.0	6.7	6.4	0.5	3.2	7.2	-	-	-	4.0	12.9	
<i>Item 5230-5370 Subject A06a</i>	<i>N†</i>	155	75	67	123	3	37	31	40	47	107	34	-	-	22	122	11
B092: When you take narcotics other than heroin, how high do you usually get?																	
1. Not at all high	4.6	2.9	2.1	5.0	-	-	6.2	2.2	9.1	2.6	13.3	-	-	10.3	4.0	-	
2. A little high	21.2	22.8	23.1	23.0	42.1	25.4	15.9	16.9	25.6	24.0	12.7	-	-	23.1	21.0	20.4	
3. Moderately high	40.3	42.8	35.8	41.4	-	33.1	41.9	52.8	33.5	36.4	44.6	-	-	21.2	43.8	40.1	
4. Very high	14.5	17.2	12.1	12.6	-	30.3	11.3	13.8	5.6	13.4	16.2	-	-	3.1	15.3	28.7	
5. I don't take them to get high	19.4	14.2	26.9	18.0	57.9	11.2	24.8	14.4	26.2	23.6	13.2	-	-	42.3	16.0	10.8	
<i>Item 5380 Subject A01e</i>	<i>N†</i>	158	79	67	124	3	35	33	42	47	108	34	-	-	22	124	11

†=excludes respondents for whom question was inappropriate.

MONITORING THE FUTURE

QUESTIONNAIRE FORM 1 2003	TOTAL	SEX		RACE		REGION				COLLEGE PLANS?		ILLICIT DRUG USE: LIFETIME				
		M	F	White	Black	NE	NC	S	W	Yes	No	None	Mari- juana Only	Few Pills	More Pills	Any Her- oin
<i>N (Weighted No. of Cases):</i>	2552	1049	1276	1607	273	538	607	883	524	1800	436	1200	629	235	364	24
<i>% of Weighted Total:</i>	100.0	41.1	50.0	63.0	10.7	21.1	23.8	34.6	20.5	70.6	17.1	47.0	24.6	9.2	14.3	0.9
B093: When you take narcotics other than heroin, how long do you usually stay high?																
1. Usually don't get high	17.6	16.2	18.2	17.4	32.7	2.8	24.2	15.3	26.2	16.3	23.9	-	-	43.4	13.3	13.3
2. One to two hours	34.4	34.6	36.4	35.3	67.3	36.2	29.0	31.5	39.1	39.4	22.4	-	-	29.2	36.7	17.6
3. Three to six hours	36.8	34.7	37.0	38.2	-	43.1	37.5	40.4	28.5	34.7	38.2	-	-	18.2	40.2	36.8
4. Seven to 24 hours	10.0	12.8	8.4	9.1	-	16.4	9.2	12.8	3.4	9.6	15.5	-	-	9.3	8.8	27.3
5. More than 24 hours	1.2	1.7	-	-	-	1.5	-	-	2.8	-	-	-	-	-	1.1	5.1
<i>Item 5390 Subject A01f</i> <i>N†</i>	156	78	67	123	2	35	33	40	47	107	34	-	-	22	123	10
B094: What narcotics other than heroin have you taken during the last year without a doctor's orders? (Mark all that apply.)																
A. Methadone	6.3	8.7	3.0	6.3	-	-	6.3	18.9	0.5	6.3	6.3	-	-	4.9	4.6	31.1
B. Opium	35.0	33.2	38.2	37.2	67.3	54.5	33.4	43.1	14.4	39.1	29.1	-	-	30.3	33.9	58.4
C. Morphine	26.5	22.6	25.0	25.8	-	12.3	22.9	45.8	23.5	22.8	37.5	-	-	-	26.2	84.8
D. Codeine	60.7	54.0	68.4	62.3	32.7	53.5	69.1	74.8	48.5	62.2	67.1	-	-	30.8	64.5	74.7
E. Demerol	13.6	15.2	8.8	14.0	-	6.0	16.2	27.1	6.3	9.3	21.5	-	-	4.9	14.2	24.3
F. Vicodin	60.8	64.0	58.6	66.8	-	49.0	78.5	43.8	71.9	62.1	64.4	-	-	58.4	61.0	62.9
G. OxyContin	29.6	33.5	24.9	28.3	-	27.7	23.9	47.7	19.6	28.7	28.8	-	-	14.8	30.8	44.1
H. Percocet	45.5	53.8	36.1	46.4	-	47.2	33.2	56.4	43.4	45.7	55.3	-	-	21.4	49.4	45.2
I. Percodan	10.7	12.2	6.3	9.2	-	9.8	12.6	14.1	7.0	7.5	20.3	-	-	4.9	10.3	26.8
J. Dilaudid	1.0	1.3	-	0.8	-	1.4	3.1	-	-	-	3.0	-	-	4.9	-	5.1
K. Other	25.8	29.5	16.6	20.7	-	25.5	22.3	33.1	22.1	23.1	34.3	-	-	-	27.3	59.7
L. Don't know the names of some I have used	5.9	3.1	6.9	5.6	-	-	12.2	7.0	5.0	5.6	3.0	-	-	4.9	4.3	27.7
<i>Item 5400-5490 Subject A01l</i> <i>N†</i>	156	79	67	125	2	36	33	40	47	107	34	-	-	21	125	10
B095: Have you ever tried to stop using narcotics other than heroin and found that you couldn't stop?																
1. Yes	9.3	9.0	7.3	7.8	-	9.1	8.7	10.4	8.8	5.2	13.7	-	-	-	10.1	19.1
2. No	90.7	91.0	92.7	92.2	100.0	90.9	91.3	89.6	91.2	94.8	86.3	-	-	100.0	89.9	80.9
<i>Item 5500 Subject A01i</i> <i>N†</i>	154	76	69	124	2	37	31	40	47	109	33	-	-	21	124	9
B096: What methods have you used for taking any of these narcotics other than heroin? (Mark all that apply.)																
A. Sniffing or "snorting"	28.6	29.7	28.3	27.5	-	32.6	32.6	37.8	15.2	24.7	41.9	-	-	-	31.0	63.8
B. Smoking	25.2	26.2	23.7	22.7	67.3	39.5	26.2	26.3	12.4	31.2	5.5	-	-	24.4	23.9	44.9
C. Injection	3.0	3.4	3.0	3.7	-	2.6	4.1	3.5	2.2	2.1	7.2	-	-	-	0.8	40.4
D. By mouth	91.3	93.2	90.8	92.7	32.7	89.2	92.3	88.5	94.8	90.1	94.7	-	-	80.0	94.1	79.6
E. Other	2.1	2.4	2.1	2.6	-	-	-	3.7	3.8	1.7	4.5	-	-	-	2.4	2.8
<i>Item 5510-5550 Subject A05d</i> <i>N†</i>	154	76	68	124	2	37	30	40	47	108	33	-	-	21	124	9
B097: Do you think you will be using any narcotics other than heroin without a doctor's orders five years from now?																
1. I definitely will	0.8	1.3	0.2	0.7	0.4	0.7	0.7	0.8	0.8	0.2	2.0	0.2	0.5	-	2.9	14.7
2. I probably will	2.2	2.1	2.1	2.7	0.4	2.2	2.5	1.5	3.2	1.8	3.3	0.5	0.2	2.7	10.7	20.5
3. I probably will not	12.7	13.3	11.9	13.3	4.3	16.6	9.2	9.6	17.8	12.6	11.5	5.4	10.6	25.3	33.5	30.3
4. I definitely will not	84.3	83.4	85.8	83.4	94.9	80.5	87.5	88.1	78.1	85.3	83.3	93.9	88.7	72.0	53.0	34.5
<i>Item 5560 Subject A04a</i> <i>N</i>	2329	1005	1246	1561	262	482	560	802	485	1751	423	1157	575	212	332	20
B098: Have you ever attended a treatment program for alcohol or drug abuse where you stayed overnight?																
1. No, never	99.1	98.5	99.6	99.1	99.3	98.9	99.2	99.0	99.3	99.3	98.4	99.8	99.2	99.3	96.9	89.8
2. Yes, but not in the past 12 months	0.5	0.7	0.3	0.4	0.7	0.5	0.1	0.8	0.6	0.4	0.5	0.1	0.5	0.2	1.8	7.0
3. Yes, sometime in the past 12 months	0.4	0.8	0.1	0.6	-	0.7	0.6	0.3	0.1	0.2	1.1	0.1	0.4	0.4	1.4	3.2
<i>Item 22360 Subject A08a, T04</i> <i>N</i>	2332	1002	1251	1569	260	487	562	799	483	1750	424	1152	576	218	333	20

†=excludes respondents for whom question was inappropriate.

DESCRIPTIVE RESULTS: 2003

89

QUESTIONNAIRE FORM 1 2003	TOTAL	SEX		RACE		REGION				COLLEGE PLANS?		ILLICIT DRUG USE: LIFETIME				
		M	F	White	Black	NE	NC	S	W	Yes	No	None	Mari- juana Only	Few Pills	More Pills	Any Her- oin
<i>N (Weighted No. of Cases):</i> <i>% of Weighted Total:</i>	2552 100.0	1049 41.1	1276 50.0	1607 63.0	273 10.7	538 21.1	607 23.8	883 34.6	524 20.5	1800 70.6	436 17.1	1200 47.0	629 24.6	235 9.2	364 14.3	24 0.9
B099: Have you ever received any other kind of professional counseling, treatment, or therapy because of your use of alcohol or drugs?																
1. No, never	96.4	95.9	96.6	96.2	99.3	97.0	95.6	97.6	94.6	96.6	96.4	99.3	97.4	95.9	85.4	80.7
2. Yes, but not in the past 12 months	1.9	1.9	2.0	2.1	0.3	1.7	2.1	1.6	2.1	1.8	1.6	0.3	1.3	1.9	7.9	13.0
3. Yes, sometime in the past 12 months	1.8	2.2	1.4	1.8	0.4	1.2	2.2	0.8	3.3	1.6	1.9	0.4	1.3	2.2	6.7	6.3
<i>Item 22370 Subject A08a, T04</i>	<i>N 2333</i>	<i>1004</i>	<i>1252</i>	<i>1572</i>	<i>259</i>	<i>484</i>	<i>566</i>	<i>797</i>	<i>485</i>	<i>1750</i>	<i>426</i>	<i>1148</i>	<i>582</i>	<i>218</i>	<i>332</i>	<i>20</i>
B100: When (if ever) did you FIRST do each of the following things? Don't count anything you took because a doctor told you to.																
B100A: Smoke cigarettes on a daily basis																
8. Never	76.5	76.7	76.6	73.2	93.7	73.1	75.4	76.3	81.8	80.8	63.1	94.6	65.7	66.7	38.5	43.6
1. Grade 6 or below	2.2	2.5	2.0	2.8	0.9	1.3	2.8	3.1	1.0	1.4	6.1	0.5	2.7	5.8	4.6	15.3
2. Grade 7	2.6	3.1	2.3	3.1	0.5	4.8	1.3	2.9	1.2	1.7	5.8	0.6	4.3	4.7	4.8	10.9
3. Grade 8	3.1	3.5	2.9	3.4	0.6	4.5	1.6	3.5	2.9	1.8	6.0	0.3	3.0	4.7	12.4	8.4
4. Grade 9 (Freshman)	4.9	4.6	5.1	6.1	1.9	4.6	5.0	5.9	3.5	4.2	7.7	1.1	5.8	4.1	17.4	18.3
5. Grade 10 (Sophomore)	4.5	4.7	3.7	4.8	-	6.0	6.7	2.4	3.7	3.7	6.2	1.0	8.3	3.1	10.7	3.6
6. Grade 11 (Junior)	3.8	3.0	4.5	4.1	1.8	3.7	4.0	3.6	3.9	4.1	3.1	1.1	5.9	6.0	8.5	-
7. Grade 12 (Senior)	2.4	1.9	2.8	2.5	0.7	2.0	3.1	2.3	2.0	2.3	2.1	0.8	4.3	5.0	3.1	-
<i>Item 5570 Subject A01g</i>	<i>N 2260</i>	<i>977</i>	<i>1205</i>	<i>1526</i>	<i>245</i>	<i>482</i>	<i>548</i>	<i>764</i>	<i>466</i>	<i>1700</i>	<i>406</i>	<i>1126</i>	<i>558</i>	<i>208</i>	<i>316</i>	<i>17</i>
B100B: Try an alcoholic beverage—more than just a few sips																
8. Never	20.7	21.0	20.2	19.0	31.5	16.8	18.7	24.2	21.2	22.2	16.3	39.7	1.5	7.2	1.2	-
1. Grade 6 or below	7.3	8.9	5.8	6.1	10.5	7.5	6.2	7.9	7.4	6.4	9.7	4.5	7.3	8.2	14.6	21.3
2. Grade 7	7.4	8.8	5.9	7.8	5.3	7.5	5.6	6.4	10.8	6.5	11.0	2.7	9.0	10.6	15.9	35.5
3. Grade 8	13.9	14.1	13.9	16.4	5.4	18.3	16.7	11.5	10.0	12.8	19.2	6.6	17.6	21.3	27.0	11.7
4. Grade 9 (Freshman)	19.2	20.0	18.4	18.8	14.5	21.4	19.9	16.1	21.2	18.7	19.6	11.2	29.4	23.1	25.5	26.4
5. Grade 10 (Sophomore)	13.5	11.2	15.6	14.5	8.7	12.8	12.8	14.1	14.3	14.6	8.9	12.2	16.8	15.7	10.6	3.7
6. Grade 11 (Junior)	11.9	11.0	12.7	11.6	16.6	12.0	13.7	11.9	9.7	12.2	9.8	14.6	13.9	9.1	2.8	1.5
7. Grade 12 (Senior)	6.2	4.9	7.3	5.7	7.6	3.7	6.4	7.9	5.4	6.6	5.4	8.5	4.4	4.6	2.5	-
<i>Item 5580 Subject A01g</i>	<i>N 2186</i>	<i>953</i>	<i>1174</i>	<i>1511</i>	<i>222</i>	<i>463</i>	<i>529</i>	<i>744</i>	<i>450</i>	<i>1660</i>	<i>385</i>	<i>1041</i>	<i>558</i>	<i>215</i>	<i>324</i>	<i>17</i>
B100C: Try marijuana or hashish																
8. Never	55.9	51.5	60.0	54.0	60.4	49.6	53.6	62.3	54.7	58.9	48.6	100.0	-	28.4	16.4	3.1
1. Grade 6 or below	1.8	2.6	1.2	1.7	2.9	1.5	1.3	2.3	2.0	1.4	2.8	-	2.9	1.7	6.0	13.4
2. Grade 7	4.0	4.0	4.0	4.5	2.4	4.8	3.2	4.1	4.1	3.1	8.2	-	4.6	7.9	13.8	27.9
3. Grade 8	6.1	7.2	5.1	6.5	4.1	7.8	6.3	5.6	5.1	5.6	7.0	-	10.8	7.3	18.4	20.5
4. Grade 9 (Freshman)	12.1	14.4	10.3	12.6	11.6	12.0	14.9	10.2	12.1	10.5	17.2	-	27.2	17.5	24.3	28.1
5. Grade 10 (Sophomore)	9.5	10.7	8.4	10.3	7.9	12.8	10.3	6.5	10.1	9.8	8.0	-	22.9	19.4	14.0	5.6
6. Grade 11 (Junior)	6.8	6.6	7.0	7.1	5.9	8.6	7.2	4.2	8.5	7.0	4.1	-	19.6	14.1	4.7	-
7. Grade 12 (Senior)	3.6	3.0	4.0	3.3	4.8	2.7	3.1	4.6	3.5	3.7	3.9	-	12.0	3.6	2.5	1.4
<i>Item 5590 Subject A01g</i>	<i>N 2285</i>	<i>986</i>	<i>1229</i>	<i>1550</i>	<i>247</i>	<i>479</i>	<i>562</i>	<i>770</i>	<i>473</i>	<i>1724</i>	<i>410</i>	<i>1143</i>	<i>550</i>	<i>212</i>	<i>330</i>	<i>18</i>
B100D: Try LSD																
8. Never	94.9	93.6	96.0	94.0	99.9	91.4	96.7	95.1	96.0	96.2	93.2	100.0	100.0	85.1	76.2	38.1
1. Grade 6 or below	0.1	0.1	*	0.1	-	-	0.1	0.1	-	0.1	-	-	-	-	0.5	-
2. Grade 7	0.3	0.5	0.2	0.3	-	0.7	*	0.5	0.1	0.2	0.7	-	-	1.0	0.9	17.5
3. Grade 8	0.2	0.2	0.2	0.2	-	0.5	-	0.2	-	0.1	0.2	-	-	-	1.1	-
4. Grade 9 (Freshman)	1.8	2.2	1.5	2.2	-	3.2	1.8	1.3	1.4	1.3	3.3	-	-	6.5	7.4	28.7
5. Grade 10 (Sophomore)	1.3	1.7	0.9	1.4	0.1	1.3	0.9	1.5	1.4	1.0	1.6	-	-	4.8	5.2	12.0
6. Grade 11 (Junior)	1.0	1.0	1.0	1.3	-	2.5	0.6	0.8	0.6	0.7	0.5	-	-	0.9	7.0	-
7. Grade 12 (Senior)	0.4	0.7	0.2	0.4	-	0.4	-	0.6	0.5	0.4	0.4	-	-	1.6	1.7	3.7
<i>Item 5600 Subject A01g</i>	<i>N 2316</i>	<i>1002</i>	<i>1246</i>	<i>1563</i>	<i>261</i>	<i>481</i>	<i>563</i>	<i>788</i>	<i>485</i>	<i>1744</i>	<i>422</i>	<i>1150</i>	<i>585</i>	<i>210</i>	<i>319</i>	<i>17</i>
B100E: Try a hallucinogen other than LSD																
8. Never	93.8	91.6	96.1	92.5	100.0	89.9	96.3	94.2	94.1	95.5	92.2	100.0	100.0	87.7	64.2	42.4
1. Grade 6 or below	*	0.1	-	0.1	-	-	-	0.1	-	*	-	-	-	-	0.3	-
2. Grade 7	0.2	0.2	0.1	0.1	-	0.1	-	0.3	0.3	-	0.4	-	-	-	1.1	3.0
3. Grade 8	0.4	0.4	0.4	0.4	-	0.5	0.2	0.3	0.5	0.2	0.7	-	-	-	1.6	21.2
4. Grade 9 (Freshman)	0.8	0.8	0.8	1.0	-	1.0	0.9	0.7	0.7	0.6	1.2	-	-	-	5.2	18.1
5. Grade 10 (Sophomore)	1.7	2.4	0.9	2.0	-	3.7	0.2	1.8	1.3	1.3	1.9	-	-	1.0	12.1	6.0
6. Grade 11 (Junior)	1.8	2.3	1.3	2.3	-	2.4	1.5	1.9	1.6	1.5	3.0	-	-	6.5	9.3	3.6
7. Grade 12 (Senior)	1.3	2.2	0.5	1.7	-	2.4	0.9	0.8	1.5	0.9	0.6	-	-	4.8	6.1	5.7
<i>Item 5610 Subject A01g</i>	<i>N 2294</i>	<i>991</i>	<i>1232</i>	<i>1539</i>	<i>263</i>	<i>475</i>	<i>551</i>	<i>786</i>	<i>481</i>	<i>1728</i>	<i>414</i>	<i>1149</i>	<i>586</i>	<i>207</i>	<i>297</i>	<i>17</i>

*=less than .05 percent.

MONITORING THE FUTURE

QUESTIONNAIRE FORM 1 2003	TOTAL	SEX		RACE		REGION				COLLEGE PLANS?		ILLICIT DRUG USE: LIFETIME				
		M	F	White	Black	NE	NC	S	W	Yes	No	None	Mari- juana Only	Few Pills	More Pills	Any Her- oin
<i>N (Weighted No. of Cases):</i>	2552	1049	1276	1607	273	538	607	883	524	1800	436	1200	629	235	364	24
<i>% of Weighted Total:</i>	100.0	41.1	50.0	63.0	10.7	21.1	23.8	34.6	20.5	70.6	17.1	47.0	24.6	9.2	14.3	0.9
B100F: Try amphetamines																
8. Never	93.3	94.5	92.5	92.3	99.5	92.5	93.5	93.0	94.5	94.1	90.4	100.0	100.0	90.4	53.2	40.0
1. Grade 6 or below	0.2	0.4	-	0.2	-	0.6	-	0.1	-	0.2	0.2	-	-	-	0.9	8.6
2. Grade 7	0.3	0.3	0.2	0.3	-	0.1	0.5	0.3	0.1	0.2	0.4	-	-	1.3	0.9	5.7
3. Grade 8	0.4	0.4	0.4	0.6	-	-	0.6	0.4	0.6	0.3	1.3	-	-	-	3.4	3.6
4. Grade 9 (Freshman)	1.7	1.4	2.0	1.9	0.3	1.7	1.4	2.3	0.9	1.4	3.2	-	-	2.7	11.1	19.7
5. Grade 10 (Sophomore)	1.8	1.5	2.0	1.9	-	2.1	2.0	1.6	1.7	1.7	1.5	-	-	1.5	13.7	13.2
6. Grade 11 (Junior)	1.3	0.6	1.8	1.5	-	2.4	1.3	0.7	1.2	1.1	1.8	-	-	2.8	8.5	9.3
7. Grade 12 (Senior)	1.1	0.9	1.0	1.3	0.2	0.6	0.7	1.7	1.0	1.0	1.3	-	-	1.2	8.3	-
<i>Item 5620 Subject A01g</i>	<i>N</i> 2223	966	1189	1486	261	465	544	757	456	1680	399	1148	582	179	258	17
B100G: Try quaaludes																
8. Never	99.3	98.9	99.7	99.3	100.0	99.6	99.4	98.9	99.7	99.5	98.7	100.0	100.0	99.5	97.0	70.5
1. Grade 6 or below	-	-	-	-	-	-	-	-	-	-	-	-	-	-	-	-
2. Grade 7	0.1	0.2	-	0.1	-	-	-	0.1	0.1	0.1	-	-	-	-	0.3	4.0
3. Grade 8	0.1	0.2	-	*	-	0.4	0.1	-	-	0.1	-	-	-	-	-	14.9
4. Grade 9 (Freshman)	0.2	0.3	0.1	0.2	-	-	0.2	0.3	0.2	0.1	0.6	-	-	0.5	0.9	1.4
5. Grade 10 (Sophomore)	0.2	0.1	0.1	0.2	-	-	0.3	0.3	-	0.1	0.4	-	-	-	1.2	-
6. Grade 11 (Junior)	0.1	0.1	0.1	0.1	-	-	-	0.3	-	-	0.4	-	-	-	0.1	9.2
7. Grade 12 (Senior)	0.1	0.1	-	0.1	-	-	-	0.2	-	0.1	-	-	-	-	0.4	-
<i>Item 5630 Subject A01g</i>	<i>N</i> 2310	1003	1240	1556	260	477	561	787	485	1748	416	1148	584	215	308	18
B100H: Try barbiturates																
8. Never	97.7	97.7	97.7	97.6	99.6	98.7	98.5	96.5	97.6	97.7	97.9	100.0	100.0	97.6	86.1	59.4
1. Grade 6 or below	0.1	0.1	0.1	*	-	-	-	-	0.3	0.1	-	-	-	-	0.6	-
2. Grade 7	0.2	0.1	0.2	0.2	-	-	-	0.2	0.5	0.2	-	-	-	-	1.3	-
3. Grade 8	0.3	0.5	0.2	0.4	-	0.4	0.4	0.5	-	0.3	0.7	-	-	-	1.6	18.5
4. Grade 9 (Freshman)	0.7	0.7	0.9	0.7	-	0.3	0.7	1.1	0.7	0.7	0.7	-	-	-	5.0	12.9
5. Grade 10 (Sophomore)	0.2	0.2	0.2	0.1	0.4	-	-	0.6	0.2	0.1	0.3	-	-	-	1.9	-
6. Grade 11 (Junior)	0.5	0.4	0.6	0.5	-	-	0.3	0.9	0.4	0.5	0.4	-	-	1.9	1.8	9.2
7. Grade 12 (Senior)	0.3	0.3	0.3	0.3	-	0.6	0.1	0.2	0.2	0.3	-	-	-	0.5	1.7	-
<i>Item 5640 Subject A01g</i>	<i>N</i> 2288	1000	1223	1537	262	466	559	782	481	1728	418	1149	583	205	296	18
B100I: Try tranquilizers																
8. Never	95.1	95.9	94.5	94.1	99.9	96.7	94.6	93.8	96.1	95.4	94.3	100.0	100.0	90.3	69.1	59.4
1. Grade 6 or below	0.2	0.2	0.1	0.2	0.1	0.2	-	0.2	0.3	0.1	0.3	-	-	0.1	0.8	6.8
2. Grade 7	0.2	0.3	0.1	0.2	-	0.1	0.2	0.3	0.1	0.1	0.4	-	-	-	1.2	4.5
3. Grade 8	0.5	0.6	0.5	0.6	-	0.3	1.1	0.4	0.2	0.5	0.6	-	-	-	3.2	17.4
4. Grade 9 (Freshman)	1.2	1.2	1.4	1.3	-	0.7	1.6	1.1	1.6	1.2	1.9	-	-	0.8	9.5	1.6
5. Grade 10 (Sophomore)	0.8	0.9	0.7	1.1	-	0.5	0.2	1.8	0.2	0.7	1.1	-	-	0.5	5.7	3.9
6. Grade 11 (Junior)	1.0	0.4	1.3	1.4	-	0.6	1.1	1.2	0.7	0.9	1.0	-	-	3.5	5.1	6.5
7. Grade 12 (Senior)	1.1	0.6	1.5	1.2	-	0.9	1.2	1.2	0.8	1.1	0.4	-	-	4.7	5.4	-
<i>Item 5650 Subject A01g</i>	<i>N</i> 2255	977	1217	1507	261	461	550	771	472	1709	408	1150	585	187	279	16
B100J: Try cocaine																
8. Never	94.7	93.7	95.6	94.6	100.0	93.4	95.6	96.0	92.6	95.3	93.9	100.0	100.0	88.9	72.1	27.8
1. Grade 6 or below	0.2	0.3	0.1	-	-	0.1	-	-	0.7	0.1	0.5	-	-	0.9	0.3	4.3
2. Grade 7	0.4	0.5	0.2	0.4	-	0.2	-	0.6	0.5	0.3	0.7	-	-	0.9	2.0	-
3. Grade 8	0.3	0.4	0.3	0.3	-	0.8	0.2	0.1	0.4	0.1	0.6	-	-	0.5	0.8	24.2
4. Grade 9 (Freshman)	0.7	0.8	0.7	0.7	-	0.2	1.0	0.9	0.7	0.6	1.3	-	-	0.9	3.8	16.3
5. Grade 10 (Sophomore)	1.0	1.2	0.8	1.1	-	0.5	1.5	0.9	1.1	0.7	1.7	-	-	1.2	6.0	12.1
6. Grade 11 (Junior)	1.3	1.3	1.2	1.3	-	2.5	1.1	0.4	1.7	1.4	0.5	-	-	3.0	7.2	1.5
7. Grade 12 (Senior)	1.5	1.8	1.1	1.6	-	2.4	0.6	1.1	2.3	1.5	0.9	-	-	3.6	7.8	13.9
<i>Item 5660 Subject A01g</i>	<i>N</i> 2306	994	1244	1552	260	477	563	786	480	1745	414	1150	582	206	313	16
B100K: Try heroin																
8. Never	99.3	99.4	99.5	99.4	99.6	99.0	99.3	99.4	99.6	99.5	99.3	100.0	100.0	100.0	100.0	-
1. Grade 6 or below	0.1	0.1	*	*	-	0.1	-	-	0.3	*	-	-	-	-	-	11.5
2. Grade 7	*	-	0.1	0.1	-	-	0.1	-	-	*	-	-	-	-	-	5.1
3. Grade 8	-	-	-	-	-	-	-	-	-	-	-	-	-	-	-	-
4. Grade 9 (Freshman)	0.1	0.1	0.1	0.1	0.4	-	0.1	0.2	0.1	0.1	-	-	-	-	-	17.4
5. Grade 10 (Sophomore)	0.2	0.4	0.2	0.2	-	0.7	-	0.2	0.1	0.1	0.6	-	-	-	-	37.0
6. Grade 11 (Junior)	0.2	0.1	0.1	0.1	-	0.2	0.4	0.1	-	0.1	0.1	-	-	-	-	24.9
7. Grade 12 (Senior)	*	-	0.1	*	-	-	-	0.1	-	*	-	-	-	-	-	4.1
<i>Item 5670 Subject A01g</i>	<i>N</i> 2316	1001	1247	1556	260	478	561	790	487	1746	421	1148	584	212	317	16

* = less than .05 percent.

DESCRIPTIVE RESULTS: 2003

91

QUESTIONNAIRE FORM 1 2003	TOTAL	SEX		RACE		REGION				COLLEGE PLANS?		ILLICIT DRUG USE: LIFETIME				
		M	F	White	Black	NE	NC	S	W	Yes	No	None	Mari- juana Only	Few Pills	More Pills	Any Her- oin
<i>N (Weighted No. of Cases):</i>	2552	1049	1276	1607	273	538	607	883	524	1800	436	1200	629	235	364	24
<i>% of Weighted Total:</i>	100.0	41.1	50.0	63.0	10.7	21.1	23.8	34.6	20.5	70.6	17.1	47.0	24.6	9.2	14.3	0.9
B100L: Try any narcotic other than heroin																
8. Never	91.1	91.3	91.5	89.4	98.2	90.8	91.5	92.5	88.8	91.5	91.1	100.0	100.0	73.6	51.1	37.2
1. Grade 6 or below	0.2	0.3	0.1	0.2	-	0.4	-	0.1	0.4	0.2	0.4	-	-	-	1.6	-
2. Grade 7	0.5	0.2	0.4	0.7	-	0.4	0.4	0.5	0.5	0.3	1.4	-	-	-	3.7	-
3. Grade 8	0.5	0.8	0.4	0.5	0.5	0.3	0.5	0.4	1.1	0.5	1.0	-	-	-	3.2	13.0
4. Grade 9 (Freshman)	2.0	1.5	2.2	2.2	0.4	0.9	2.1	2.3	2.4	1.7	2.8	-	-	4.7	11.9	9.2
5. Grade 10 (Sophomore)	2.2	1.8	2.4	2.6	-	2.3	2.9	1.4	2.6	2.3	1.4	-	-	4.0	13.3	19.5
6. Grade 11 (Junior)	2.0	2.4	1.7	2.4	0.4	3.7	1.1	1.9	1.6	2.0	1.5	-	-	10.7	8.8	12.8
7. Grade 12 (Senior)	1.4	1.8	1.2	1.9	0.5	1.2	1.5	0.9	2.5	1.6	0.4	-	-	6.9	6.5	8.2
<i>Item 5680 Subject A01g</i>	<i>N</i> 2236	977	1195	1495	256	464	538	773	461	1685	406	1143	579	164	297	16
B100M: Smoke your first cigarette																
8. Never	48.6	46.4	50.1	45.6	62.4	44.3	44.8	50.5	54.2	51.8	38.8	77.3	20.5	24.8	15.3	16.8
1. Grade 6 or below	12.5	14.0	11.1	13.3	7.2	13.8	11.8	12.9	11.2	10.3	20.2	4.6	15.1	20.8	28.2	38.9
2. Grade 7	9.3	9.7	9.2	9.7	8.2	12.3	10.2	8.6	6.4	8.5	13.1	3.4	14.7	13.9	16.7	17.9
3. Grade 8	10.1	10.9	9.4	11.5	6.3	10.7	11.4	10.6	7.2	9.5	11.7	4.7	16.9	9.9	17.8	9.9
4. Grade 9 (Freshman)	8.3	9.5	7.7	8.8	4.4	6.4	10.7	6.9	9.9	8.3	7.3	1.7	16.0	12.2	15.8	9.3
5. Grade 10 (Sophomore)	5.2	4.3	5.9	5.2	4.2	6.0	5.2	4.9	4.9	5.1	5.8	2.7	7.7	12.6	4.1	7.1
6. Grade 11 (Junior)	3.8	3.5	4.0	4.1	5.2	4.3	4.4	2.8	4.3	4.1	2.6	3.2	6.0	4.0	2.1	-
7. Grade 12 (Senior)	2.1	1.6	2.5	1.8	2.2	2.3	1.4	2.8	1.8	2.3	0.6	2.4	3.1	1.8	-	-
<i>Item 5575 Subject A01g</i>	<i>N</i> 2197	933	1202	1508	235	462	533	744	459	1666	396	1084	534	208	324	18
B100N: Drink enough to feel drunk or very high																
8. Never	42.0	39.7	43.5	35.7	73.1	36.1	38.7	46.9	44.1	44.6	34.7	70.9	14.2	16.1	8.5	17.2
1. Grade 6 or below	2.6	3.3	2.0	2.6	0.6	2.4	3.1	2.5	2.4	1.9	5.9	0.6	2.9	3.1	8.0	12.1
2. Grade 7	4.2	5.7	3.0	4.9	0.3	5.9	2.3	3.9	5.0	2.7	8.9	1.1	4.7	5.0	12.0	17.4
3. Grade 8	8.7	9.6	8.0	10.0	1.1	10.3	10.2	6.9	8.0	7.9	11.0	1.7	12.2	15.4	22.8	1.4
4. Grade 9 (Freshman)	14.7	18.2	11.6	16.4	6.7	15.4	19.7	10.7	14.6	14.2	13.9	5.1	24.7	22.8	24.7	26.1
5. Grade 10 (Sophomore)	13.1	11.5	14.5	14.6	7.4	14.9	10.8	13.2	13.8	13.3	12.7	7.4	19.3	25.2	13.4	16.2
6. Grade 11 (Junior)	9.6	8.5	10.8	10.6	5.3	10.2	9.5	9.5	9.1	9.6	9.1	7.8	15.6	10.6	5.7	4.1
7. Grade 12 (Senior)	5.2	3.5	6.7	5.3	5.6	4.8	5.7	6.4	3.1	5.8	3.8	5.3	6.5	1.7	5.0	5.5
<i>Item 5585 Subject A01g</i>	<i>N</i> 2162	923	1174	1490	231	460	527	724	451	1632	397	1063	525	211	316	18
B100O: Try "crack" cocaine, specifically																
8. Never	98.2	98.5	98.1	98.4	100.0	98.1	98.5	98.4	97.7	98.2	98.7	100.0	100.0	96.4	92.1	36.4
1. Grade 6 or below	0.1	*	0.1	-	-	0.1	-	-	0.2	0.1	-	-	-	-	0.3	-
2. Grade 7	0.2	0.2	0.2	0.2	-	0.4	-	0.3	0.1	0.1	0.3	-	-	0.9	0.5	10.1
3. Grade 8	*	-	0.1	0.1	-	0.2	-	-	-	-	0.2	-	-	-	-	6.9
4. Grade 9 (Freshman)	0.1	0.1	0.2	0.2	-	-	0.3	0.1	0.2	0.2	-	-	-	0.1	0.4	11.4
5. Grade 10 (Sophomore)	0.7	0.6	0.6	0.5	-	0.3	1.0	0.6	0.8	0.7	0.6	-	-	1.9	2.5	30.5
6. Grade 11 (Junior)	0.2	-	0.4	0.2	-	0.7	-	0.1	0.1	0.2	-	-	-	0.3	1.2	-
7. Grade 12 (Senior)	0.4	0.5	0.4	0.4	-	0.3	0.2	0.5	0.8	0.6	0.1	-	-	0.3	2.9	4.7
<i>Item 5661 Subject A01g</i>	<i>N</i> 2308	996	1248	1557	260	476	560	790	482	1748	416	1150	585	212	311	14
B100P: Try crystal meth ("ice")																
8. Never	97.6	97.1	98.0	97.7	99.6	98.4	98.0	97.3	96.7	98.1	96.7	100.0	100.0	97.5	86.9	56.0
1. Grade 6 or below	0.2	0.5	-	0.1	-	0.4	-	0.1	0.5	0.2	0.4	-	-	-	1.3	3.9
2. Grade 7	0.1	0.1	-	0.1	-	0.2	0.1	0.1	-	-	-	-	-	-	0.3	5.0
3. Grade 8	0.1	0.2	-	0.1	-	-	0.1	0.2	-	*	0.4	-	-	-	0.5	3.4
4. Grade 9 (Freshman)	0.5	-	0.9	0.4	0.4	-	0.4	0.6	1.1	0.2	1.4	-	-	1.4	2.1	14.8
5. Grade 10 (Sophomore)	0.6	1.0	0.3	0.4	-	0.3	0.8	0.4	0.8	0.5	0.6	-	-	0.3	3.3	8.2
6. Grade 11 (Junior)	0.4	0.2	0.5	0.5	-	0.4	0.1	0.5	0.3	0.3	0.2	-	-	0.1	2.2	5.3
7. Grade 12 (Senior)	0.6	0.8	0.3	0.6	-	0.3	0.5	0.8	0.5	0.6	0.4	-	-	0.7	3.3	3.5
<i>Item 24430 Subject A01g</i>	<i>N</i> 2336	1014	1254	1574	261	481	566	802	487	1763	426	1150	585	217	326	18
B101: How many of your friends would you estimate . . .																
B101A: Smoke cigarettes?																
1. None	15.9	12.9	17.9	12.9	31.3	12.8	13.5	16.1	21.4	16.6	12.4	22.4	11.2	9.6	5.0	3.1
2. A few	36.0	36.7	35.5	34.7	36.0	35.2	36.5	36.0	36.2	38.2	29.5	42.3	33.3	34.0	21.2	13.5
3. Some	29.1	31.4	28.0	31.6	19.5	31.4	31.9	27.3	26.4	29.0	31.5	26.7	32.3	34.7	30.2	28.6
4. Most	17.3	17.3	17.1	19.1	10.0	18.9	16.6	18.1	15.2	14.9	23.9	8.0	21.0	20.7	40.9	32.5
5. All	1.7	1.7	1.5	1.6	3.1	1.6	1.4	2.4	0.8	1.3	2.6	0.7	2.1	1.0	2.7	22.3
<i>Item 7070 Subject A02a</i>	<i>N</i> 2361	1035	1258	1594	264	491	573	809	488	1778	433	1157	591	216	337	18

*=less than .05 percent.

MONITORING THE FUTURE

QUESTIONNAIRE FORM 1 2003	TOTAL	SEX		RACE		REGION				COLLEGE PLANS?		ILLICIT DRUG USE: LIFETIME				
		M	F	White	Black	NE	NC	S	W	Yes	No	None	Mari- juana Only	Few Pills	More Pills	Any Her- oin
<i>N (Weighted No. of Cases):</i>	2552	1049	1276	1607	273	538	607	883	524	1800	436	1200	629	235	364	24
<i>% of Weighted Total:</i>	100.0	41.1	50.0	63.0	10.7	21.1	23.8	34.6	20.5	70.6	17.1	47.0	24.6	9.2	14.3	0.9
B101B: Smoke marijuana (pot, grass) or hashish?																
1. None	19.7	17.0	21.6	17.5	27.1	15.4	17.7	24.8	18.0	19.5	21.5	32.4	7.1	5.4	6.5	-
2. A few	30.2	29.5	30.8	30.7	23.7	27.3	34.1	31.7	26.2	32.1	25.0	37.5	25.4	27.3	17.1	15.4
3. Some	26.3	28.2	25.4	27.2	23.4	27.2	28.0	21.7	30.8	26.4	25.7	19.9	36.3	32.9	26.5	28.7
4. Most	20.9	21.9	19.7	21.9	20.5	26.5	17.5	19.4	21.9	19.5	23.7	9.7	27.3	31.2	41.8	36.0
5. All	2.9	3.4	2.5	2.8	5.3	3.6	2.7	2.4	3.2	2.4	4.2	0.6	3.9	3.2	8.1	19.9
<i>Item 7080 Subject A02a</i>	<i>N</i> 2356	1031	1257	1592	264	491	570	807	488	1775	433	1155	591	217	335	18
B101C: Take "crack" cocaine?																
1. None	77.9	78.8	76.9	77.1	89.5	80.1	79.5	80.0	70.3	78.9	75.6	81.7	81.0	74.9	63.5	16.0
2. A few	17.5	17.3	17.7	18.6	6.7	16.5	17.3	16.1	21.1	16.9	18.4	13.5	16.4	21.8	29.7	50.9
3. Some	3.5	2.8	4.3	3.6	1.5	2.9	2.7	2.6	6.7	3.2	4.6	3.2	2.6	3.3	5.5	23.1
4. Most	0.8	0.6	0.9	0.7	0.3	0.5	0.1	0.7	1.8	0.7	1.1	1.2	-	-	1.0	-
5. All	0.3	0.6	*	0.1	2.0	-	0.3	0.6	0.1	0.3	0.3	0.3	0.1	-	0.2	10.1
<i>Item 7151 Subject A02a</i>	<i>N</i> 2348	1026	1255	1588	262	488	570	803	488	1770	432	1152	590	217	332	18
B101D: Take cocaine powder?																
1. None	73.6	72.8	74.4	72.4	89.5	72.6	76.2	76.6	66.7	75.2	71.1	82.4	78.4	62.2	44.4	8.0
2. A few	20.4	21.7	19.2	21.3	6.5	20.2	18.6	18.8	25.2	19.3	21.9	12.8	18.2	33.8	41.9	41.4
3. Some	4.8	4.0	5.4	5.1	1.5	4.9	4.2	3.7	7.1	4.1	6.4	3.5	3.0	4.0	11.1	35.5
4. Most	0.6	0.3	0.8	0.6	0.3	0.8	0.7	0.3	0.8	0.7	0.2	0.4	0.1	-	2.1	3.9
5. All	0.7	1.2	0.2	0.6	2.2	1.5	0.3	0.7	0.2	0.6	0.4	0.9	0.3	-	0.4	11.2
<i>Item 23990 Subject A02a</i>	<i>N</i> 2330	1024	1239	1576	258	488	563	794	485	1758	426	1144	582	214	334	18
B101E: Drink alcoholic beverages (liquor, beer, wine)?																
1. None	6.8	6.7	6.5	4.4	15.7	6.2	5.5	9.1	5.1	5.8	9.5	10.5	3.2	2.3	1.8	-
2. A few	11.9	10.2	13.3	11.1	18.9	6.7	11.3	14.8	13.1	12.2	12.4	16.4	8.3	5.9	6.3	6.8
3. Some	21.0	21.3	21.0	19.7	20.2	19.7	18.7	22.9	21.9	21.6	17.9	27.1	18.0	9.5	12.8	13.5
4. Most	40.3	40.5	40.7	44.0	32.5	40.9	44.2	38.7	37.9	40.9	39.1	34.6	42.9	60.1	45.9	28.5
5. All	20.0	21.3	18.5	20.9	12.7	26.5	20.3	14.6	22.0	19.5	21.1	11.4	27.6	22.2	33.2	51.2
<i>Item 7190 Subject A02a</i>	<i>N</i> 2338	1026	1244	1577	261	491	567	798	482	1768	424	1146	583	215	335	18
B101F: Get drunk at least once a week?																
1. None	24.3	20.8	26.1	19.3	39.0	20.6	23.2	27.6	23.8	24.4	24.9	33.2	19.3	13.0	8.7	9.1
2. A few	27.9	27.4	29.0	30.1	25.1	24.2	26.2	31.1	28.3	28.4	26.1	30.2	24.0	32.7	23.8	22.2
3. Some	24.7	25.0	24.6	25.5	19.7	30.6	24.3	21.5	24.7	24.5	25.6	22.3	28.5	29.6	25.3	21.1
4. Most	17.1	19.0	16.1	18.7	11.5	16.5	20.4	14.1	18.8	17.2	16.8	11.4	21.5	19.4	27.9	7.7
5. All	6.0	7.8	4.1	6.3	4.8	8.1	5.8	5.8	4.4	5.5	6.6	2.8	6.7	5.3	14.2	39.9
<i>Item 7200 Subject A02a</i>	<i>N</i> 2354	1030	1258	1593	263	492	571	805	486	1776	431	1152	590	217	335	18
The next questions are about your experiences in school.																
D001: Some people like school very much. Others don't. How do you feel about going to school?																
5. I like school very much	7.8	8.0	7.3	5.8	14.1	5.7	7.1	8.9	8.6	7.8	5.6	8.7	8.0	4.8	4.2	3.6
4. I like school quite a lot	21.1	19.3	22.8	20.6	19.6	17.7	19.6	23.6	21.7	23.3	12.0	26.8	16.8	12.7	15.6	15.7
3. I like school some	47.2	47.5	47.6	48.6	44.3	48.4	51.5	43.3	47.8	47.5	47.6	47.5	47.1	55.0	42.8	8.8
2. I don't like school very much	17.0	15.9	17.5	18.3	14.6	18.8	15.1	17.9	15.6	16.3	20.5	12.6	19.5	20.2	26.2	23.6
1. I don't like school at all	7.0	9.3	4.7	6.7	7.4	9.4	6.7	6.2	6.3	5.1	14.2	4.4	8.7	7.3	11.2	48.3
<i>Item 7630 Subject B01, Q08</i>	<i>N</i> 2178	936	1181	1495	243	435	530	770	443	1719	401	1098	538	201	282	16
D002: How often do you feel that the school work you are assigned is meaningful and important?																
5. Almost always	6.6	6.3	6.6	4.5	15.4	2.9	7.3	8.0	6.9	6.4	6.7	7.6	7.2	3.9	2.2	9.6
4. Often	19.1	19.0	18.9	17.8	18.7	17.6	21.2	19.5	17.2	19.5	17.0	20.1	18.8	18.8	14.6	20.9
3. Sometimes	43.8	40.0	47.1	44.6	43.7	44.9	41.5	42.1	48.3	45.5	39.2	46.4	42.1	39.5	43.2	20.2
2. Seldom	24.9	26.1	24.3	27.2	18.4	28.1	24.0	25.1	22.4	24.4	26.7	22.1	25.1	33.2	30.2	27.8
1. Never	5.7	8.6	3.2	5.9	3.8	6.6	5.9	5.3	5.1	4.3	10.4	3.8	6.8	4.7	9.8	21.5
<i>Item 5700 Subject B01</i>	<i>N</i> 2164	927	1177	1489	243	432	526	767	439	1710	398	1095	534	198	279	16

* = less than .05 percent.

QUESTIONNAIRE FORM 1 2003	TOTAL	SEX		RACE		REGION				COLLEGE PLANS?		ILLICIT DRUG USE: LIFETIME				
		M	F	White	Black	NE	NC	S	W	Yes	No	None	Mari- juana Only	Few Pills	More Pills	Any Her- oin
<i>N (Weighted No. of Cases):</i>	2552	1049	1276	1607	273	538	607	883	524	1800	436	1200	629	235	364	24
<i>% of Weighted Total:</i>	100.0	41.1	50.0	63.0	10.7	21.1	23.8	34.6	20.5	70.6	17.1	47.0	24.6	9.2	14.3	0.9
D003: How interesting are most of your courses to you?																
5. Very exciting and stimulating	3.1	3.6	2.7	2.1	4.7	0.9	3.1	4.2	3.1	2.9	3.1	3.2	2.7	1.8	2.7	1.6
4. Quite interesting	22.0	22.5	21.5	20.6	22.5	21.7	25.5	18.6	23.9	22.8	18.5	25.8	18.8	18.5	15.2	18.8
3. Fairly interesting	44.6	38.7	49.2	45.4	47.2	42.6	47.6	45.5	41.3	46.1	39.2	46.9	46.3	40.3	38.5	19.1
2. Slightly dull	23.0	25.3	21.6	24.5	18.4	25.7	19.6	23.7	23.1	22.7	25.4	17.9	26.0	31.7	31.0	33.1
1. Very dull	7.4	9.9	5.0	7.4	7.1	9.1	4.2	8.0	8.5	5.6	13.8	6.2	6.3	7.6	12.6	27.4
<i>Item 5710 Subject B01</i>	<i>N</i> 2164	929	1177	1491	242	433	526	766	440	1710	399	1095	533	199	279	16
D004: How important do you think the things you are learning in school are going to be for your later life?																
5. Very important	12.8	11.9	12.9	9.5	25.9	6.9	12.9	17.1	10.7	13.0	10.9	13.9	12.2	10.4	8.3	9.7
4. Quite important	22.7	22.6	22.9	21.0	25.3	21.0	23.1	22.9	23.7	23.4	21.5	25.7	21.2	18.0	18.9	15.9
3. Fairly important	34.0	32.3	35.3	36.4	26.8	39.5	33.9	29.6	36.1	34.6	32.0	31.9	37.2	34.8	36.7	25.7
2. Slightly important	25.9	26.4	26.2	28.5	16.7	26.5	25.8	26.5	24.4	25.0	29.7	25.1	23.3	32.9	30.6	22.2
1. Not at all important	4.7	6.7	2.9	4.6	5.3	6.1	4.3	3.9	5.1	4.0	5.8	3.4	6.1	3.8	5.5	26.6
<i>Item 5720 Subject B01</i>	<i>N</i> 2158	925	1176	1486	240	429	526	764	440	1705	397	1093	528	197	281	16
D005: How much competition for grades is there among students at your school?																
1. None	8.9	10.7	7.1	7.9	12.6	8.6	7.5	9.2	10.5	7.3	15.5	8.1	9.7	7.8	9.8	26.3
2. A little	25.3	27.2	23.2	27.1	18.4	25.4	27.2	25.1	23.1	24.1	30.8	23.5	24.6	34.0	28.6	11.0
3. Some	34.4	35.4	34.3	35.5	32.4	37.9	31.7	32.7	36.9	34.0	36.8	33.8	36.7	31.5	35.8	15.0
4. Quite a bit	21.0	18.7	23.7	20.1	18.7	19.7	24.0	19.4	21.7	23.3	12.5	23.5	19.5	20.2	16.1	15.8
5. A great deal	10.4	7.9	11.8	9.3	17.8	8.3	9.6	13.5	7.9	11.4	4.5	11.1	9.4	6.4	9.7	31.8
<i>Item 5730 Subject B04</i>	<i>N</i> 2155	927	1170	1486	239	429	523	762	440	1703	398	1091	528	199	279	16
D006: How do you think most of the students in your classes would feel if you cheated on a test?																
1. They would like it very much	4.1	5.2	2.9	3.1	8.9	3.2	4.5	3.9	4.6	3.0	7.7	3.3	6.1	1.0	3.4	28.0
2. They would like it	3.0	4.1	1.9	2.9	2.4	3.8	2.0	3.1	3.3	2.8	4.0	2.3	3.5	3.9	4.1	-
3. They would not care	78.8	78.5	79.6	79.1	81.5	78.3	78.6	79.6	78.0	79.7	76.1	75.8	83.3	80.4	82.9	60.7
4. They would dislike it	10.3	9.2	10.9	10.8	5.9	9.1	12.1	9.4	11.1	11.1	6.6	13.6	4.7	13.7	6.8	1.6
5. They would dislike it very much	3.8	2.9	4.6	4.1	1.3	5.6	2.8	4.0	3.0	3.4	5.6	5.0	2.3	0.9	2.7	9.8
<i>Item 5740 Subject B04</i>	<i>N</i> 2152	924	1172	1486	238	428	522	762	441	1702	397	1091	526	198	279	16
D007: How do you think most of the students in your classes would feel if you intentionally did things to make your teachers angry?																
1. They would like it very much	4.0	5.3	2.8	3.5	5.4	3.7	3.2	4.3	4.7	3.0	7.0	3.0	5.2	1.8	6.2	17.0
2. They would like it	11.1	13.9	8.9	10.4	8.9	14.0	8.4	9.8	13.9	11.2	11.5	11.3	10.1	13.6	9.5	30.0
3. They would not care	49.7	50.2	49.5	47.0	58.3	46.2	51.1	51.5	48.3	49.1	51.0	47.9	52.2	39.5	59.3	43.2
4. They would dislike it	27.9	25.5	29.9	31.9	20.1	28.2	32.5	26.4	24.9	30.0	20.5	28.6	26.8	40.6	20.5	4.0
5. They would dislike it very much	7.3	5.1	8.9	7.3	7.2	7.9	4.8	8.1	8.2	6.7	10.0	9.2	5.7	4.5	4.6	5.8
<i>Item 5750 Subject B04</i>	<i>N</i> 2146	920	1168	1481	234	428	521	757	441	1696	393	1087	525	197	280	16
D008: How often do you find that your friends encourage you to do things which your teachers wouldn't like?																
1. Never	40.4	25.4	53.0	38.6	45.7	35.0	39.8	42.7	42.3	40.3	42.4	43.1	39.0	40.5	34.0	17.8
2. Seldom	33.0	35.4	31.1	34.5	29.2	34.4	36.9	31.6	29.5	34.1	27.8	34.2	32.9	35.5	27.2	35.6
3. Sometimes	18.3	26.1	12.0	18.2	18.0	20.6	15.8	17.6	20.1	17.8	20.3	16.3	19.3	17.3	23.9	29.6
4. Often	6.0	9.2	3.2	6.3	4.1	7.1	5.6	5.8	5.6	5.3	8.2	4.5	6.0	5.2	11.9	12.5
5. Almost always	2.4	3.9	0.8	2.4	3.0	2.8	1.9	2.3	2.6	2.5	1.4	1.8	2.7	1.6	3.1	4.6
<i>Item 5760 Subject B04</i>	<i>N</i> 2141	917	1166	1474	238	427	519	754	441	1694	393	1085	524	194	281	16
D009: Have you ever been in a work-study program—that is, a program where you work on a job as part of your schooling?																
1. No, not ever	82.4	82.8	83.0	82.9	76.3	89.7	78.9	82.7	79.0	83.8	77.9	86.2	83.8	77.3	71.6	60.8
2. Yes, for a half year or less	8.6	7.6	8.6	8.4	14.1	5.1	9.7	9.0	10.1	8.4	9.4	6.8	7.0	13.4	14.4	19.7
3. Yes, for about a year	6.5	7.2	5.7	6.6	6.9	4.0	9.3	5.3	7.5	5.4	10.2	5.6	7.2	6.5	7.3	9.1
4. Yes, for about two years	1.7	1.9	1.6	1.7	1.4	0.9	1.7	2.3	1.8	1.6	1.9	1.0	1.1	2.6	4.8	5.8
5. Yes, for more than two years	0.7	0.4	1.0	0.4	1.3	0.3	0.5	0.6	1.6	0.8	0.7	0.5	0.9	0.1	1.8	4.6
<i>Item 5770 Subject B02, C01</i>	<i>N</i> 2125	910	1161	1471	233	421	516	752	437	1683	392	1081	519	194	275	16

MONITORING THE FUTURE

QUESTIONNAIRE FORM 1 2003	TOTAL	SEX		RACE		REGION				COLLEGE PLANS?		ILLICIT DRUG USE: LIFETIME				
		M	F	White	Black	NE	NC	S	W	Yes	No	None	Mari- juana Only	Few Pills	More Pills	Any Her- oin
<i>N (Weighted No. of Cases):</i>	2552	1049	1276	1607	273	538	607	883	524	1800	436	1200	629	235	364	24
<i>% of Weighted Total:</i>	100.0	41.1	50.0	63.0	10.7	21.1	23.8	34.6	20.5	70.6	17.1	47.0	24.6	9.2	14.3	0.9
D010: How many times this school year have you seen a counselor individually?																
1. No times	28.6	32.6	25.8	32.3	22.2	38.2	27.5	29.3	19.7	25.6	41.3	29.0	29.4	27.0	28.7	21.6
2. 1 time	10.2	10.5	9.6	10.6	9.9	7.6	10.9	11.2	10.0	9.9	10.4	8.5	12.9	7.7	11.3	23.5
3. 2 times	17.2	17.7	16.8	17.4	13.6	15.1	16.9	16.4	20.8	17.0	17.8	16.6	18.1	17.2	15.3	20.4
4. 3 or 4 times	24.9	23.4	26.3	23.8	23.7	21.0	26.1	24.2	28.6	25.8	22.0	25.2	22.8	27.0	28.6	17.3
5. 5-7 times	10.3	7.9	11.9	9.4	11.5	9.3	10.9	9.8	11.5	12.0	4.4	10.0	10.8	13.3	9.2	-
6. 8-10 times	3.5	3.5	3.6	2.3	7.7	3.5	3.6	3.7	3.1	3.9	1.3	4.0	2.5	3.6	3.4	-
7. 11 or more times	5.2	4.4	6.0	4.1	11.4	5.3	4.2	5.3	6.3	5.8	2.8	6.7	3.5	4.1	3.6	17.2
<i>Item 5780 Subject B05</i>	<i>N 2128</i>	<i>909</i>	<i>1161</i>	<i>1468</i>	<i>233</i>	<i>422</i>	<i>516</i>	<i>753</i>	<i>437</i>	<i>1685</i>	<i>388</i>	<i>1081</i>	<i>517</i>	<i>195</i>	<i>279</i>	<i>16</i>
D011: How many times this school year have you seen a counselor as a part of a group of other students?																
1. No times	63.1	63.8	63.2	65.6	55.5	68.5	58.6	60.4	68.0	60.6	73.9	61.6	65.0	64.0	66.6	61.6
2. 1 time	11.8	11.0	12.7	11.7	10.7	7.4	14.7	12.4	11.6	12.7	8.9	11.6	13.6	10.3	11.7	6.1
3. 2 times	11.3	11.4	11.2	10.6	10.2	9.5	12.5	12.4	9.8	11.4	10.5	10.9	11.5	10.5	12.0	3.2
4. 3 or 4 times	7.8	8.7	6.8	6.4	13.7	8.2	8.1	9.0	5.0	8.5	4.2	9.7	5.9	7.2	3.9	13.5
5. 5-7 times	2.8	1.9	2.8	3.1	2.3	2.6	2.9	3.2	2.0	3.2	1.1	1.9	2.7	6.4	3.1	4.5
6. 8-10 times	1.4	1.3	1.3	1.3	3.6	1.7	1.2	1.5	1.1	1.6	0.7	1.8	0.6	0.7	1.0	-
7. 11 or more times	1.8	1.8	1.9	1.3	4.0	2.1	2.1	1.2	2.4	2.1	0.7	2.5	0.7	0.9	1.7	11.1
<i>Item 5790 Subject B05</i>	<i>N 2122</i>	<i>908</i>	<i>1159</i>	<i>1468</i>	<i>233</i>	<i>422</i>	<i>515</i>	<i>747</i>	<i>438</i>	<i>1682</i>	<i>390</i>	<i>1079</i>	<i>518</i>	<i>195</i>	<i>274</i>	<i>16</i>
D012: Would you have preferred to see a counselor more or less often than you have during the past year?																
5. Much more often	9.4	10.4	8.3	6.9	17.6	6.4	8.4	10.5	11.4	9.3	9.3	9.0	9.7	8.9	7.5	13.6
4. A little more often	20.9	18.6	22.5	19.1	23.7	18.6	19.2	23.2	21.1	20.7	19.3	20.8	21.2	22.8	18.5	9.3
3. About as often	48.0	47.2	49.2	51.8	35.6	48.4	50.6	45.8	48.3	51.1	36.1	50.0	47.4	49.9	44.4	12.1
2. A little less often	6.5	6.4	6.5	6.0	8.1	6.7	7.8	6.2	5.2	6.0	9.2	6.8	6.1	6.9	6.5	9.7
1. Much less often	15.3	17.4	13.6	16.2	15.0	20.0	14.0	14.3	14.1	12.9	26.2	13.4	15.6	11.5	23.0	55.3
<i>Item 5800 Subject B05</i>	<i>N 2086</i>	<i>896</i>	<i>1133</i>	<i>1442</i>	<i>233</i>	<i>411</i>	<i>510</i>	<i>733</i>	<i>431</i>	<i>1655</i>	<i>376</i>	<i>1058</i>	<i>509</i>	<i>191</i>	<i>273</i>	<i>14</i>
D013: How helpful have your sessions with a counselor been to you?																
5. Extremely helpful	11.7	10.5	11.8	8.6	27.2	5.6	12.0	15.5	10.8	11.8	10.4	13.9	10.9	7.3	5.8	15.0
4. Quite helpful	19.7	18.4	20.8	18.7	23.2	19.2	23.5	17.8	18.7	20.8	15.3	18.5	21.8	24.0	18.0	4.1
3. Somewhat helpful	18.9	19.4	18.4	18.0	17.5	20.6	17.3	17.8	21.1	20.3	13.0	19.1	17.2	20.1	20.5	4.5
2. A little helpful	16.9	16.2	17.6	17.1	8.3	17.1	16.2	16.0	18.8	16.4	19.0	16.2	18.8	21.5	14.1	5.8
1. Not at all helpful	11.9	12.4	11.4	12.5	9.2	11.5	12.5	10.2	14.5	11.5	13.7	10.2	11.9	9.2	18.6	51.7
8. Did not see a counselor this year	21.0	23.0	19.9	25.2	14.6	26.0	18.5	22.7	16.1	19.2	28.7	22.2	19.5	17.9	23.0	18.9
<i>Item 5810 Subject B05</i>	<i>N 2103</i>	<i>902</i>	<i>1146</i>	<i>1454</i>	<i>234</i>	<i>418</i>	<i>510</i>	<i>745</i>	<i>430</i>	<i>1669</i>	<i>382</i>	<i>1065</i>	<i>515</i>	<i>193</i>	<i>275</i>	<i>16</i>
D014: Would you have preferred more or less of each of the following types of counseling in the last year?																
D014A: Choosing what courses to take																
5. Much more	19.7	20.0	18.1	15.7	29.3	20.1	16.8	19.7	22.6	18.3	22.9	16.9	20.6	18.4	24.9	44.5
4. A little more	24.8	25.0	25.0	25.3	22.5	26.4	28.5	23.0	22.2	25.5	23.1	24.4	23.7	29.9	28.6	-
3. About right	46.4	44.4	49.1	49.7	37.5	44.0	47.1	47.3	46.2	48.5	39.6	49.4	45.2	45.9	40.0	39.2
2. A little less	2.2	2.0	2.3	2.3	2.4	1.8	1.1	2.6	3.2	1.8	3.4	2.2	2.9	2.1	1.3	3.7
1. Much less	6.9	8.6	5.6	6.9	8.2	7.7	6.4	7.5	5.9	5.9	10.9	7.2	7.5	3.7	5.1	12.6
<i>Item 5811 Subject B05</i>	<i>N 2067</i>	<i>879</i>	<i>1128</i>	<i>1434</i>	<i>227</i>	<i>410</i>	<i>502</i>	<i>729</i>	<i>426</i>	<i>1636</i>	<i>373</i>	<i>1056</i>	<i>503</i>	<i>187</i>	<i>266</i>	<i>15</i>
D014B: Discussing problems with course work																
5. Much more	10.9	9.6	10.4	6.9	23.8	8.7	10.5	11.9	12.0	10.6	9.9	9.3	14.5	7.1	10.6	24.3
4. A little more	18.5	16.6	19.6	16.7	23.5	18.2	18.7	18.4	18.9	18.6	18.0	16.4	17.3	27.2	22.4	15.0
3. About right	54.7	54.3	56.9	60.4	37.9	53.0	58.6	53.1	54.4	56.4	49.9	58.2	52.8	51.1	51.5	22.8
2. A little less	4.4	5.8	3.4	4.5	2.6	6.7	2.9	4.5	3.9	4.5	4.1	4.2	5.0	5.0	4.1	-
1. Much less	11.4	13.7	9.8	11.5	12.2	13.5	9.3	12.2	10.8	9.9	18.2	11.9	10.3	9.6	11.4	37.9
<i>Item 5812 Subject B05</i>	<i>N 2054</i>	<i>876</i>	<i>1119</i>	<i>1424</i>	<i>226</i>	<i>405</i>	<i>503</i>	<i>722</i>	<i>424</i>	<i>1623</i>	<i>374</i>	<i>1043</i>	<i>502</i>	<i>186</i>	<i>268</i>	<i>15</i>

DESCRIPTIVE RESULTS: 2003

95

QUESTIONNAIRE FORM 1 2003	TOTAL	SEX		RACE		REGION				COLLEGE PLANS?		ILLICIT DRUG USE: LIFETIME				
		M	F	White	Black	NE	NC	S	W	Yes	No	None	Mari- juana Only	Few Pills	More Pills	Any Her- oin
<i>N (Weighted No. of Cases):</i>	2552	1049	1276	1607	273	538	607	883	524	1800	436	1200	629	235	364	24
<i>% of Weighted Total:</i>	100.0	41.1	50.0	63.0	10.7	21.1	23.8	34.6	20.5	70.6	17.1	47.0	24.6	9.2	14.3	0.9
D014C: Discussing any trouble you've gotten into																
5. Much more	8.0	7.5	6.8	5.0	16.2	6.4	5.0	10.1	9.4	7.5	7.5	6.5	9.9	6.3	10.1	6.2
4. A little more	8.3	7.4	8.8	6.7	10.4	7.5	8.7	8.4	8.6	8.4	8.2	7.6	7.6	6.2	12.4	4.2
3. About right	59.9	57.9	63.2	66.7	42.7	58.2	66.7	57.6	57.5	62.8	50.5	63.6	58.8	61.0	53.6	26.8
2. A little less	4.6	5.7	4.0	4.1	4.5	4.4	3.6	4.8	5.6	4.6	4.2	3.3	5.9	6.6	5.5	1.6
1. Much less	19.1	21.5	17.2	17.6	26.2	23.5	16.1	19.1	18.8	16.7	29.5	19.0	17.8	19.8	18.3	61.2
<i>Item 5813 Subject B05</i>	<i>N 2026</i>	<i>863</i>	<i>1103</i>	<i>1405</i>	<i>223</i>	<i>392</i>	<i>498</i>	<i>714</i>	<i>422</i>	<i>1605</i>	<i>366</i>	<i>1030</i>	<i>492</i>	<i>185</i>	<i>266</i>	<i>15</i>
D014D: Discussing military plans																
5. Much more	6.0	6.7	3.8	4.4	10.0	5.9	4.0	8.2	4.5	5.5	5.7	4.2	7.5	8.0	7.2	6.7
4. A little more	6.5	8.8	4.9	6.0	8.2	6.1	7.6	5.9	6.5	6.7	6.4	5.5	9.1	5.1	7.0	-
3. About right	51.6	49.5	54.1	56.6	35.3	49.9	55.1	48.9	53.7	54.2	41.9	54.7	48.4	50.0	51.8	25.6
2. A little less	4.1	4.6	3.6	3.6	4.4	4.1	4.3	3.6	4.8	3.7	4.6	4.0	3.8	4.1	4.7	8.0
1. Much less	31.8	30.4	33.6	29.4	42.2	34.0	29.0	33.5	30.4	30.0	41.4	31.7	31.2	32.9	29.3	59.8
<i>Item 5814 Subject B05</i>	<i>N 2008</i>	<i>866</i>	<i>1082</i>	<i>1395</i>	<i>220</i>	<i>392</i>	<i>492</i>	<i>706</i>	<i>417</i>	<i>1583</i>	<i>368</i>	<i>1020</i>	<i>490</i>	<i>182</i>	<i>263</i>	<i>14</i>
D014E: Discussing education or training plans																
5. Much more	16.9	12.3	19.3	12.3	30.5	16.4	12.4	19.5	18.3	17.5	11.9	17.4	14.9	13.8	18.4	16.0
4. A little more	23.8	22.6	24.7	22.9	22.4	21.2	26.6	23.1	24.0	25.2	18.7	24.1	23.6	28.8	19.3	13.7
3. About right	45.8	49.2	44.3	51.1	34.3	43.1	48.6	44.7	47.1	46.3	45.2	46.8	46.1	42.6	48.7	20.7
2. A little less	3.3	4.1	2.9	3.0	2.2	5.0	3.5	2.3	3.4	2.8	5.5	2.8	4.6	4.4	2.2	-
1. Much less	10.2	11.8	8.8	10.7	10.7	14.4	9.0	10.3	7.2	8.2	18.6	8.9	10.8	10.5	11.4	49.6
<i>Item 5815 Subject B05</i>	<i>N 2048</i>	<i>868</i>	<i>1118</i>	<i>1421</i>	<i>223</i>	<i>406</i>	<i>501</i>	<i>718</i>	<i>423</i>	<i>1620</i>	<i>370</i>	<i>1053</i>	<i>493</i>	<i>186</i>	<i>265</i>	<i>14</i>
D014F: Discussing career plans or job choice																
5. Much more	21.6	18.1	23.4	16.8	37.3	19.5	19.0	23.4	23.8	22.5	15.7	21.6	22.0	19.3	22.5	16.0
4. A little more	28.1	26.7	29.7	27.9	23.1	27.6	30.6	28.3	25.3	29.7	23.7	27.6	27.5	32.7	30.1	1.7
3. About right	38.7	40.3	38.0	43.4	30.1	38.6	40.2	37.0	39.9	38.5	40.3	39.9	38.3	36.3	38.0	32.6
2. A little less	2.8	4.4	1.7	3.0	1.4	2.1	2.8	3.0	3.1	2.6	3.0	3.2	2.7	2.3	0.6	-
1. Much less	8.8	10.6	7.2	9.0	8.1	12.3	7.5	8.2	7.9	6.7	17.4	7.8	9.5	9.4	8.7	49.6
<i>Item 5816 Subject B05</i>	<i>N 2050</i>	<i>870</i>	<i>1120</i>	<i>1419</i>	<i>226</i>	<i>409</i>	<i>499</i>	<i>720</i>	<i>422</i>	<i>1620</i>	<i>373</i>	<i>1051</i>	<i>498</i>	<i>184</i>	<i>264</i>	<i>14</i>
D014G: Discussing personal problems																
5. Much more	8.7	7.0	8.6	6.3	17.5	7.6	6.7	10.6	8.9	8.6	7.4	6.7	10.0	9.4	11.8	6.4
4. A little more	9.8	7.9	11.4	9.2	8.4	8.7	10.6	10.0	9.4	10.1	8.6	8.4	11.5	8.7	12.6	4.7
3. About right	53.7	52.0	56.0	58.8	42.2	52.3	57.3	51.0	55.2	56.6	42.9	59.3	48.6	53.7	46.6	31.7
2. A little less	6.9	8.8	5.6	5.7	5.0	5.8	6.9	7.0	7.9	6.2	9.6	5.3	8.8	5.9	10.0	5.9
1. Much less	20.9	24.3	18.5	20.0	26.9	25.6	18.5	21.4	18.6	18.6	31.6	20.4	21.1	22.2	19.0	51.3
<i>Item 5817 Subject B05</i>	<i>N 2016</i>	<i>857</i>	<i>1100</i>	<i>1398</i>	<i>221</i>	<i>395</i>	<i>495</i>	<i>709</i>	<i>418</i>	<i>1598</i>	<i>364</i>	<i>1027</i>	<i>490</i>	<i>181</i>	<i>266</i>	<i>15</i>
D015: These next questions concern your health. During the LAST 30 DAYS, on how many days (if any) did you have the following problems or symptoms?																
D015A: Headache																
1. None	20.5	29.3	12.9	17.1	26.1	17.6	20.1	22.1	21.0	19.0	26.0	22.9	20.8	14.1	13.1	16.0
2. One day	16.7	21.9	12.5	16.4	17.4	14.0	15.8	17.4	19.0	17.4	13.6	18.9	16.9	12.7	10.7	12.3
3. Two days	19.3	18.2	20.5	18.6	20.6	20.3	20.0	18.4	19.0	19.6	17.2	18.8	21.6	19.1	18.0	4.2
4. 3 to 5 days	22.2	18.7	25.4	23.8	21.9	27.6	20.2	21.6	20.1	22.4	21.2	20.9	22.9	22.0	26.9	23.8
5. 6 to 9 days	10.2	6.1	13.4	11.2	7.4	9.3	10.5	10.0	10.9	10.7	8.2	9.5	8.5	12.7	14.1	6.4
6. 10 to 19 days	6.3	2.8	9.3	7.5	3.9	4.4	7.9	7.1	4.8	6.2	6.9	5.2	5.5	7.4	10.6	15.5
7. 20+ days	5.0	3.0	5.9	5.4	2.7	6.8	5.5	3.5	5.1	4.6	6.9	3.8	3.8	12.2	6.7	21.8
<i>Item 21310 Subject T01</i>	<i>N 2076</i>	<i>879</i>	<i>1136</i>	<i>1442</i>	<i>226</i>	<i>412</i>	<i>508</i>	<i>730</i>	<i>425</i>	<i>1643</i>	<i>377</i>	<i>1064</i>	<i>500</i>	<i>190</i>	<i>268</i>	<i>15</i>
D015B: Sore throat or hoarse voice																
1. None	37.9	42.5	33.8	32.4	55.8	36.3	28.2	43.5	41.6	36.5	43.2	43.9	36.1	25.4	26.8	20.8
2. One day	17.5	18.9	16.4	18.8	13.0	17.2	18.9	16.9	16.8	18.1	15.4	15.2	23.5	22.6	11.2	16.3
3. Two days	14.1	13.4	15.2	15.7	11.1	14.3	16.2	12.9	13.6	13.9	14.8	13.1	13.5	16.6	17.1	25.4
4. 3 to 5 days	17.9	15.9	19.1	19.0	10.5	19.2	22.3	15.5	15.6	18.6	15.1	16.8	16.1	19.4	24.7	21.1
5. 6 to 9 days	7.8	6.0	9.4	9.1	4.2	8.4	9.8	6.6	7.1	7.9	7.8	6.9	7.1	9.6	12.1	4.7
6. 10 to 19 days	3.6	2.8	4.5	3.9	4.8	3.6	3.8	4.0	2.9	4.0	1.9	3.4	2.6	5.1	5.4	4.8
7. 20+ days	1.1	0.6	1.6	1.2	0.5	0.9	0.8	0.7	2.5	1.0	1.9	0.7	1.1	1.2	2.7	6.9
<i>Item 21320 Subject T01</i>	<i>N 2070</i>	<i>873</i>	<i>1136</i>	<i>1438</i>	<i>223</i>	<i>411</i>	<i>505</i>	<i>731</i>	<i>423</i>	<i>1636</i>	<i>376</i>	<i>1061</i>	<i>499</i>	<i>189</i>	<i>266</i>	<i>15</i>

MONITORING THE FUTURE

QUESTIONNAIRE FORM 1 2003	TOTAL	SEX		RACE		REGION				COLLEGE PLANS?		ILLICIT DRUG USE: LIFETIME				
		M	F	White	Black	NE	NC	S	W	Yes	No	None	Mari- juana Only	Few Pills	More Pills	Any Her- oin
<i>N (Weighted No. of Cases):</i>	2552	1049	1276	1607	273	538	607	883	524	1800	436	1200	629	235	364	24
<i>% of Weighted Total:</i>	100.0	41.1	50.0	63.0	10.7	21.1	23.8	34.6	20.5	70.6	17.1	47.0	24.6	9.2	14.3	0.9
D015C: Trouble with sinus congestion, runny nose, or sneezing																
1. None	25.5	30.4	21.3	21.3	34.0	26.0	24.3	25.4	26.7	24.2	31.2	28.6	25.8	17.1	18.4	8.4
2. One day	10.8	12.0	9.1	10.7	8.8	10.9	8.2	9.7	15.9	11.3	8.4	10.2	11.7	18.4	5.7	6.2
3. Two days	14.1	13.5	14.8	15.1	10.4	14.8	13.0	15.6	11.9	13.6	17.1	12.9	15.1	16.4	15.0	6.4
4. 3 to 5 days	21.2	20.6	21.8	22.2	15.9	20.8	21.0	22.1	20.5	21.6	17.6	20.9	21.0	19.1	24.4	4.3
5. 6 to 9 days	13.8	11.4	16.3	14.9	13.7	13.9	15.8	13.3	12.3	14.1	13.8	13.4	12.8	13.7	18.5	24.9
6. 10 to 19 days	7.5	5.5	9.1	8.8	4.9	8.4	10.4	6.5	4.7	8.1	5.1	7.6	4.8	8.8	11.5	16.2
7. 20+ days	7.0	6.5	7.6	7.0	12.3	5.2	7.3	7.4	7.9	7.1	6.8	6.3	8.8	6.5	6.6	33.6
<i>Item 21330 Subject T01</i>	<i>N</i> 2073	875	1137	1440	226	412	506	731	424	1639	377	1063	499	190	267	15
D015D: Coughing spells																
1. None	55.5	57.6	53.2	52.8	61.2	56.4	51.8	55.4	59.0	54.9	58.1	58.9	57.7	51.2	41.0	20.8
2. One day	12.3	12.8	12.0	12.8	10.9	12.1	12.3	12.7	11.8	12.2	13.1	12.2	12.0	12.8	11.8	23.2
3. Two days	10.5	10.6	10.6	10.7	10.1	10.9	11.3	10.4	9.5	10.9	9.8	10.2	9.5	7.8	16.3	6.4
4. 3 to 5 days	11.3	10.5	11.9	11.8	9.2	11.1	11.3	10.8	12.5	11.5	8.2	11.9	8.3	12.7	14.2	11.4
5. 6 to 9 days	5.8	4.5	6.8	6.4	4.3	5.0	8.5	5.5	3.7	6.0	5.2	4.1	7.3	10.2	5.9	23.7
6. 10 to 19 days	2.7	1.8	3.5	3.4	1.5	2.9	3.7	2.6	1.4	2.7	2.7	1.3	2.3	4.2	7.4	5.3
7. 20+ days	2.0	2.1	2.0	2.0	2.9	1.7	1.2	2.7	2.1	1.8	2.8	1.4	2.8	1.2	3.4	9.1
<i>Item 21340 Subject T01</i>	<i>N</i> 2070	875	1135	1437	225	411	504	734	421	1636	378	1061	499	190	268	15
D015E: Chest colds																
1. None	71.9	74.3	69.7	70.2	69.9	74.1	68.7	71.2	75.1	71.6	73.2	77.0	73.7	64.6	56.8	48.5
2. One day	8.6	8.3	8.6	8.5	6.3	7.2	8.0	9.5	9.0	8.0	10.5	6.2	8.3	12.4	13.2	10.7
3. Two days	7.0	7.0	7.5	7.6	7.5	8.8	9.1	5.5	5.7	7.4	6.1	6.0	7.4	8.7	8.7	11.7
4. 3 to 5 days	7.0	5.7	8.1	7.4	9.3	6.5	7.7	8.0	5.0	7.2	6.1	6.7	4.8	7.7	12.4	4.7
5. 6 to 9 days	3.1	2.3	3.9	3.5	4.4	1.9	3.0	4.1	2.8	3.6	1.2	2.9	2.5	5.0	3.6	16.8
6. 10 to 19 days	1.5	1.3	1.6	1.6	2.4	0.9	2.6	0.7	1.9	1.5	1.2	0.7	1.7	1.6	3.7	7.6
7. 20+ days	0.8	1.1	0.7	1.1	0.2	0.6	0.9	1.1	0.5	0.6	1.7	0.5	1.6	-	1.6	-
<i>Item 21350 Subject T01</i>	<i>N</i> 2067	873	1135	1438	223	413	503	730	422	1636	376	1059	499	190	265	15
D015F: Coughing up phlegm or blood																
1. None	78.5	78.3	78.0	75.9	82.9	76.8	77.1	80.3	78.4	78.3	78.4	82.9	79.5	75.3	60.9	61.8
2. One day	5.6	6.7	5.0	6.1	5.6	7.6	5.0	5.2	5.0	5.5	6.4	4.1	6.9	6.9	8.8	-
3. Two days	3.8	4.9	3.1	4.1	1.8	3.9	5.5	2.9	3.4	3.9	3.5	3.6	2.3	4.8	7.4	-
4. 3 to 5 days	5.4	4.1	6.3	5.9	4.8	5.2	4.4	5.5	6.5	5.6	4.1	3.7	4.9	4.8	12.8	13.0
5. 6 to 9 days	4.0	3.5	4.4	4.6	3.9	4.3	4.4	4.0	3.1	4.1	3.7	3.9	2.5	5.0	6.4	12.3
6. 10 to 19 days	1.3	1.2	1.5	1.4	0.9	0.5	2.8	0.6	1.6	1.5	0.5	0.9	1.4	2.7	1.2	8.6
7. 20+ days	1.5	1.3	1.7	2.1	0.3	1.7	0.8	1.5	2.0	1.1	3.3	0.9	2.6	0.5	2.5	4.3
<i>Item 21360 Subject T01</i>	<i>N</i> 2061	872	1129	1431	223	411	499	727	423	1631	374	1056	497	190	264	15
D015G: Shortness of breath when you were not exercising																
1. None	81.1	84.4	78.9	80.9	84.1	78.8	81.0	82.4	81.1	81.7	81.0	86.6	79.9	79.5	66.8	48.6
2. One day	5.8	5.2	6.1	6.3	5.4	5.7	6.5	5.3	6.2	5.3	7.2	3.8	6.8	6.7	10.1	10.0
3. Two days	5.1	4.6	5.2	4.5	4.1	8.0	3.8	4.4	4.8	5.2	3.4	3.4	5.7	5.6	9.6	6.1
4. 3 to 5 days	3.7	3.2	4.3	3.6	2.8	3.6	4.8	2.5	4.5	4.1	1.9	3.0	3.9	4.5	6.2	1.7
5. 6 to 9 days	1.9	0.3	3.0	1.9	2.3	1.2	1.6	2.6	1.5	2.0	1.4	1.9	1.3	2.1	1.8	-
6. 10 to 19 days	1.0	0.8	1.1	1.1	0.5	1.4	1.0	0.6	1.1	0.7	1.8	0.5	0.5	1.1	3.3	7.6
7. 20+ days	1.5	1.5	1.5	1.8	0.7	1.4	1.2	2.1	0.8	1.1	3.3	0.7	2.1	0.5	2.1	26.0
<i>Item 21370 Subject T01</i>	<i>N</i> 2065	871	1133	1436	223	411	500	730	423	1631	377	1056	496	190	268	15
D015H: Wheezing or gasping																
1. None	85.3	86.0	85.2	84.9	86.5	81.1	87.8	84.9	87.0	86.1	85.1	89.5	84.6	82.6	76.1	58.5
2. One day	6.5	6.6	5.7	6.1	5.4	9.1	3.8	6.2	7.5	6.0	5.1	4.0	8.1	5.7	11.7	6.2
3. Two days	2.3	2.0	2.7	2.5	2.3	4.0	3.0	1.6	1.0	2.4	2.1	1.6	3.1	4.0	2.6	-
4. 3 to 5 days	2.6	2.6	2.8	3.3	2.1	3.3	2.1	3.4	1.5	2.6	2.4	2.4	1.9	2.9	4.2	8.5
5. 6 to 9 days	1.4	0.9	1.9	1.2	2.5	1.2	1.0	2.0	1.1	1.4	1.6	1.2	0.2	3.3	3.3	7.6
6. 10 to 19 days	0.7	0.9	0.7	0.8	0.4	0.2	1.1	0.8	0.7	0.6	1.4	0.7	0.2	1.4	0.8	9.1
7. 20+ days	1.1	1.1	1.1	1.3	0.7	1.1	1.1	1.1	1.1	0.8	2.3	0.6	1.9	-	1.3	10.0
<i>Item 21380 Subject T01</i>	<i>N</i> 2054	864	1130	1429	221	411	501	721	422	1630	369	1054	495	189	262	15

97

QUESTIONNAIRE FORM 1 2003	TOTAL	SEX		RACE		REGION				COLLEGE PLANS?		ILLCIT DRUG USE: LIFETIME					
		M	F	White	Black	NE	NC	S	W	Yes	No	None	Mari- juana Only	Few Pills	More Pills	Any Her- oin	
<i>N (Weighted No. of Cases):</i>	2552	1049	1276	1607	273	538	607	883	524	1800	436	1200	629	235	364	24	
<i>% of Weighted Total:</i>	100.0	41.1	50.0	63.0	10.7	21.1	23.8	34.6	20.5	70.6	17.1	47.0	24.6	9.2	14.3	0.9	
D015I: Trouble remembering things																	
1. None	59.9	63.8	57.9	60.5	60.8	57.0	61.4	61.9	57.5	60.9	59.3	67.7	56.4	55.4	40.4	19.8	
2. One day	10.6	10.8	10.2	10.4	10.0	11.3	9.8	10.0	11.8	9.6	13.4	8.9	13.3	13.1	10.1	17.0	
3. Two days	8.3	7.9	8.9	7.6	10.1	11.1	7.9	7.5	7.3	8.6	6.8	7.1	9.0	11.7	10.3	3.8	
4. 3 to 5 days	7.5	5.7	8.3	7.6	5.3	7.7	7.6	6.6	9.0	7.4	6.5	7.1	6.1	4.8	12.5	14.4	
5. 6 to 9 days	5.0	3.9	6.0	5.1	2.4	5.9	3.4	5.8	4.8	5.0	4.7	4.1	4.3	5.5	9.9	13.1	
6. 10 to 19 days	3.0	2.7	3.4	2.9	4.4	3.4	2.5	2.7	3.9	2.7	4.2	2.4	4.4	1.5	4.6	7.6	
7. 20+ days	5.7	5.2	5.4	5.8	7.0	3.7	7.4	5.6	5.6	5.8	5.1	2.8	6.5	8.1	12.2	24.3	
<i>Item 21390 Subject T01</i>	<i>N</i>	<i>2058</i>	<i>865</i>	<i>1132</i>	<i>1431</i>	<i>221</i>	<i>414</i>	<i>500</i>	<i>723</i>	<i>421</i>	<i>1627</i>	<i>374</i>	<i>1055</i>	<i>495</i>	<i>190</i>	<i>265</i>	<i>15</i>
D015J: Difficulty thinking or concentrating																	
1. None	50.1	59.1	43.7	48.9	56.3	48.1	47.3	54.6	47.6	49.0	56.6	53.5	50.6	45.0	39.6	13.7	
2. One day	12.7	11.0	14.4	13.1	12.8	10.1	14.1	12.0	14.8	13.0	12.4	13.8	10.7	12.5	11.8	12.3	
3. Two days	11.2	9.5	12.7	11.6	8.6	14.1	11.8	10.2	9.4	11.2	11.6	10.3	14.2	15.8	6.7	6.2	
4. 3 to 5 days	10.6	8.5	11.5	11.3	6.9	12.2	9.0	9.4	13.2	10.4	7.7	9.6	9.7	10.7	16.0	21.6	
5. 6 to 9 days	7.2	5.5	8.7	7.1	5.2	8.0	8.6	5.6	7.7	7.9	5.1	7.1	6.4	5.7	10.6	19.9	
6. 10 to 19 days	3.8	2.6	4.9	3.7	5.8	3.5	3.7	4.0	3.7	4.2	2.1	3.2	4.9	3.0	5.0	-	
7. 20+ days	4.3	3.7	4.1	4.3	4.4	4.0	5.3	4.2	3.6	4.4	4.5	2.5	3.5	7.3	10.1	26.4	
<i>Item 21400 Subject T01</i>	<i>N</i>	<i>2062</i>	<i>868</i>	<i>1133</i>	<i>1434</i>	<i>222</i>	<i>411</i>	<i>501</i>	<i>727</i>	<i>423</i>	<i>1630</i>	<i>376</i>	<i>1056</i>	<i>497</i>	<i>190</i>	<i>265</i>	<i>15</i>
D015K: Trouble learning new things																	
1. None	69.8	76.3	65.7	69.8	74.5	66.7	68.6	73.8	67.6	70.3	70.0	72.1	67.9	70.5	64.8	52.2	
2. One day	10.5	8.7	12.0	10.0	10.3	11.9	9.7	9.4	12.1	10.4	11.2	10.8	12.0	7.0	9.4	8.1	
3. Two days	6.8	5.2	8.5	7.3	4.7	9.3	7.3	5.2	6.7	7.1	5.9	5.8	7.7	9.4	7.8	6.2	
4. 3 to 5 days	5.4	2.9	6.6	5.0	2.1	6.0	4.0	5.4	6.5	5.1	4.9	5.6	3.9	4.9	7.2	-	
5. 6 to 9 days	4.2	3.3	4.4	4.5	5.2	4.0	6.8	3.0	3.2	4.2	3.4	3.6	4.0	5.0	5.7	13.7	
6. 10 to 19 days	1.3	1.5	1.2	1.4	1.8	0.9	2.3	0.6	2.0	1.3	1.3	1.1	1.6	0.6	1.9	-	
7. 20+ days	1.9	2.2	1.5	2.0	1.5	1.2	1.2	2.7	1.9	1.6	3.3	0.9	2.7	2.5	3.3	19.9	
<i>Item 21410 Subject T01</i>	<i>N</i>	<i>2049</i>	<i>866</i>	<i>1122</i>	<i>1424</i>	<i>218</i>	<i>413</i>	<i>492</i>	<i>722</i>	<i>422</i>	<i>1622</i>	<i>370</i>	<i>1052</i>	<i>491</i>	<i>188</i>	<i>264</i>	<i>15</i>
D015L: Trouble sleeping																	
1. None	41.7	49.7	34.8	37.5	50.9	40.9	35.1	46.4	42.3	40.5	44.8	44.5	40.5	36.9	35.4	23.3	
2. One day	13.1	14.4	12.6	13.5	13.6	14.3	15.3	11.9	11.5	13.0	15.1	14.3	15.2	11.8	6.7	6.2	
3. Two days	13.3	10.8	15.2	14.3	12.2	12.2	16.0	13.5	10.7	13.7	11.2	13.1	15.8	11.6	9.5	16.0	
4. 3 to 5 days	13.9	10.7	16.7	15.5	5.9	14.8	15.2	11.7	15.1	14.2	13.4	14.4	10.0	15.2	19.0	15.4	
5. 6 to 9 days	7.2	4.7	9.4	7.9	4.7	6.9	6.4	7.0	8.6	7.9	4.3	6.6	6.7	7.7	10.4	4.2	
6. 10 to 19 days	5.1	4.7	5.1	6.1	3.9	6.8	6.6	2.9	5.5	5.9	2.1	3.5	5.7	9.6	8.1	1.7	
7. 20+ days	5.7	5.0	6.2	5.1	8.8	4.1	5.3	6.6	6.4	5.0	9.1	3.6	6.2	7.2	10.9	33.2	
<i>Item 21420 Subject T01</i>	<i>N</i>	<i>2056</i>	<i>870</i>	<i>1122</i>	<i>1431</i>	<i>217</i>	<i>413</i>	<i>498</i>	<i>722</i>	<i>422</i>	<i>1625</i>	<i>372</i>	<i>1051</i>	<i>496</i>	<i>188</i>	<i>266</i>	<i>15</i>
D015M: Trouble getting started in the morning																	
1. None	34.0	40.4	29.0	29.7	49.9	31.5	30.2	38.7	33.0	33.3	35.9	39.4	32.3	24.8	21.0	25.6	
2. One day	9.4	10.7	8.5	9.2	8.4	9.3	10.1	8.8	9.8	9.6	9.7	8.9	11.1	9.6	7.3	14.8	
3. Two days	10.9	9.2	12.6	11.3	13.1	10.3	13.3	10.0	10.0	10.7	12.4	10.4	11.6	15.2	9.3	3.8	
4. 3 to 5 days	12.1	11.2	13.1	12.7	7.0	10.1	11.8	13.6	11.6	12.2	11.8	13.7	10.4	7.5	13.0	16.5	
5. 6 to 9 days	8.0	5.9	9.6	8.7	7.4	9.1	8.1	6.3	9.5	7.8	8.9	7.9	7.3	9.9	8.0	7.9	
6. 10 to 19 days	8.9	6.7	10.9	10.3	3.1	6.7	9.6	8.6	11.0	9.2	6.6	7.4	8.7	15.4	10.7	-	
7. 20+ days	16.7	16.0	16.3	18.1	11.1	23.0	16.9	13.9	15.2	17.1	14.6	12.3	18.7	17.6	30.7	31.4	
<i>Item 21430 Subject T01</i>	<i>N</i>	<i>2058</i>	<i>867</i>	<i>1129</i>	<i>1433</i>	<i>222</i>	<i>414</i>	<i>498</i>	<i>725</i>	<i>421</i>	<i>1626</i>	<i>375</i>	<i>1053</i>	<i>498</i>	<i>189</i>	<i>264</i>	<i>15</i>
D015N: Stayed home most or all of a day because you were not feeling well																	
1. None	61.1	68.0	55.9	58.7	66.6	61.8	57.2	63.6	60.7	61.3	60.1	67.3	60.5	50.1	47.9	24.3	
2. One day	17.2	14.1	19.9	18.0	14.6	15.5	16.5	17.6	19.2	17.6	16.4	15.8	16.0	22.8	21.6	24.3	
3. Two days	11.7	11.5	12.0	12.5	11.1	11.1	16.9	9.6	9.7	12.3	10.0	9.4	14.5	16.7	12.4	9.3	
4. 3 to 5 days	6.0	3.4	7.6	6.4	4.3	6.7	6.4	5.8	4.9	5.7	5.8	4.6	6.0	4.3	10.8	20.3	
5. 6 to 9 days	2.2	1.1	2.9	2.4	2.2	2.8	1.9	1.8	2.5	1.6	4.1	1.2	1.4	6.2	4.3	-	
6. 10 to 19 days	1.0	0.9	1.2	1.1	0.4	1.7	0.4	0.6	1.7	1.0	1.0	1.4	0.2	-	1.8	-	
7. 20+ days	0.8	1.0	0.5	0.9	0.8	0.4	0.7	0.9	1.3	0.5	2.5	0.4	1.4	-	1.1	21.8	
<i>Item 21440 Subject T01</i>	<i>N</i>	<i>2064</i>	<i>871</i>	<i>1131</i>	<i>1433</i>	<i>223</i>	<i>414</i>	<i>498</i>	<i>729</i>	<i>423</i>	<i>1631</i>	<i>375</i>	<i>1056</i>	<i>497</i>	<i>189</i>	<i>267</i>	<i>15</i>
D016: In the LAST 12 MONTHS, how many times (if any) have you seen a doctor or other professional for each of the following?																	

MONITORING THE FUTURE

QUESTIONNAIRE FORM 1 2003	TOTAL	SEX		RACE		REGION				COLLEGE PLANS?		ILLCIT DRUG USE: LIFETIME					
		M	F	White	Black	NE	NC	S	W	Yes	No	None	Mari- juana Only	Few Pills	More Pills	Any Her- oin	
<i>N (Weighted No. of Cases):</i>	2552	1049	1276	1607	273	538	607	883	524	1800	436	1200	629	235	364	24	
<i>% of Weighted Total:</i>	100.0	41.1	50.0	63.0	10.7	21.1	23.8	34.6	20.5	70.6	17.1	47.0	24.6	9.2	14.3	0.9	
D016A: For a routine physical check-up																	
1. None	39.0	42.5	35.3	37.1	33.1	31.7	36.8	39.7	47.3	35.7	51.8	40.7	35.0	41.9	38.5	24.4	
2. Once	42.3	41.6	43.5	45.8	33.4	50.3	44.9	40.0	35.6	45.7	29.9	43.0	43.5	41.4	39.9	32.9	
3. Twice	13.3	11.8	14.5	12.1	22.4	14.0	13.5	13.1	12.6	13.4	11.9	11.8	14.3	13.9	16.5	29.9	
4. 3 to 5 times	3.7	2.8	4.4	3.3	7.7	2.9	2.9	5.0	2.9	3.7	3.7	3.3	5.3	1.7	2.7	6.1	
5. 6 to 9 times	0.8	0.6	0.9	0.7	1.9	0.5	1.0	1.0	0.2	0.8	0.9	0.6	1.0	0.6	1.1	-	
6. 10+ times	1.0	0.7	1.3	1.1	1.5	0.6	0.8	1.1	1.3	0.8	1.8	0.7	0.9	0.5	1.3	6.6	
<i>Item 21450 Subject T04</i>	<i>N</i>	<i>2094</i>	<i>885</i>	<i>1134</i>	<i>1447</i>	<i>228</i>	<i>409</i>	<i>505</i>	<i>751</i>	<i>429</i>	<i>1640</i>	<i>381</i>	<i>1054</i>	<i>506</i>	<i>191</i>	<i>281</i>	<i>15</i>
D016B: For an injury suffered in a fight, assault, or auto accident																	
1. None	90.9	90.7	91.5	91.2	90.3	92.2	91.6	90.5	89.4	91.5	89.7	94.7	88.8	93.2	83.4	63.8	
2. Once	5.3	5.2	5.2	5.1	5.5	3.9	4.8	6.3	5.6	4.9	6.1	3.1	6.8	5.5	8.8	11.2	
3. Twice	2.2	2.7	1.7	1.9	3.8	2.2	1.7	2.1	3.2	2.2	2.0	1.4	2.0	1.1	5.0	15.3	
4. 3 to 5 times	0.6	0.3	0.9	0.6	0.4	1.1	0.7	0.2	0.8	0.7	0.4	0.4	0.9	0.3	0.9	9.7	
5. 6 to 9 times	0.3	0.2	0.3	0.3	-	-	0.7	0.4	0.1	0.3	0.3	-	0.5	-	1.2	-	
6. 10+ times	0.6	0.9	0.4	0.8	-	0.6	0.7	0.4	0.9	0.4	1.5	0.5	0.8	-	0.7	-	
<i>Item 21460 Subject T04</i>	<i>N</i>	<i>2085</i>	<i>881</i>	<i>1129</i>	<i>1442</i>	<i>228</i>	<i>408</i>	<i>504</i>	<i>749</i>	<i>424</i>	<i>1632</i>	<i>381</i>	<i>1050</i>	<i>505</i>	<i>189</i>	<i>280</i>	<i>15</i>
D016C: For any other accidental injury																	
1. None	83.1	78.3	86.9	81.8	84.2	81.5	84.1	85.6	79.2	82.0	88.1	86.8	80.7	81.1	78.0	56.2	
2. Once	8.5	11.0	7.0	9.1	7.5	8.6	9.1	7.5	9.3	9.4	4.7	7.3	9.3	9.1	10.2	23.5	
3. Twice	3.9	5.1	2.5	4.0	4.3	6.2	2.6	3.2	4.4	3.9	3.2	2.3	5.2	4.9	5.1	16.3	
4. 3 to 5 times	2.9	4.0	2.1	3.1	3.1	2.8	3.0	2.4	3.6	3.1	2.3	2.3	2.3	4.9	5.1	-	
5. 6 to 9 times	0.6	0.6	0.5	0.7	0.4	0.6	0.3	0.6	0.7	0.7	-	0.5	0.9	-	0.3	3.9	
6. 10+ times	1.1	1.0	1.0	1.4	0.5	0.3	0.8	0.7	2.9	0.9	1.7	0.9	1.5	-	1.3	-	
<i>Item 21470 Subject T04</i>	<i>N</i>	<i>2072</i>	<i>877</i>	<i>1121</i>	<i>1434</i>	<i>225</i>	<i>407</i>	<i>501</i>	<i>741</i>	<i>424</i>	<i>1625</i>	<i>377</i>	<i>1043</i>	<i>502</i>	<i>190</i>	<i>279</i>	<i>14</i>
D016D: For some physical illness or symptom																	
1. None	58.1	69.0	49.9	54.5	68.9	59.3	53.9	56.8	64.4	57.6	60.4	60.9	58.0	51.6	52.9	48.2	
2. Once	19.4	17.7	21.2	20.8	12.6	18.8	20.8	19.6	17.7	18.9	22.6	18.8	18.7	25.0	19.0	9.9	
3. Twice	12.1	7.8	15.6	13.7	9.8	12.0	13.4	13.1	9.1	13.0	8.5	11.7	13.0	11.7	12.6	12.8	
4. 3 to 5 times	7.6	4.6	9.0	7.8	6.8	6.9	9.6	8.0	5.1	7.7	6.1	6.5	7.9	7.4	10.8	29.1	
5. 6 to 9 times	1.5	0.4	2.4	1.7	1.0	1.6	1.3	1.5	1.6	1.6	0.9	1.0	1.0	3.4	2.3	-	
6. 10+ times	1.3	0.6	2.0	1.5	0.7	1.4	1.1	0.9	2.1	1.2	1.6	1.1	1.4	0.9	2.4	-	
<i>Item 21480 Subject T04</i>	<i>N</i>	<i>2079</i>	<i>881</i>	<i>1125</i>	<i>1440</i>	<i>225</i>	<i>408</i>	<i>500</i>	<i>745</i>	<i>427</i>	<i>1631</i>	<i>376</i>	<i>1046</i>	<i>502</i>	<i>190</i>	<i>277</i>	<i>14</i>
D016E: For some emotional or psychological problem or symptom																	
1. None	92.4	95.3	90.3	92.0	92.9	95.6	91.8	90.9	92.6	92.7	91.0	94.6	92.4	91.5	88.3	47.6	
2. Once	3.6	2.2	4.8	4.0	3.7	2.0	4.1	4.4	3.4	3.5	4.9	2.9	4.2	2.2	5.8	10.5	
3. Twice	1.6	0.7	2.0	1.3	1.7	0.9	1.0	2.2	2.0	1.5	1.6	0.7	1.6	2.7	2.6	17.5	
4. 3 to 5 times	1.0	0.7	1.2	1.2	0.9	-	1.7	1.3	0.5	1.0	1.0	0.9	0.2	1.9	1.7	4.4	
5. 6 to 9 times	0.5	0.2	0.6	0.5	0.5	0.2	1.0	0.4	0.3	0.5	-	0.3	0.5	-	0.6	9.6	
6. 10+ times	0.9	0.9	0.9	1.0	0.3	1.3	0.4	0.9	1.1	0.8	1.5	0.6	1.0	1.6	1.0	10.4	
<i>Item 21490 Subject T04</i>	<i>N</i>	<i>2075</i>	<i>877</i>	<i>1124</i>	<i>1434</i>	<i>225</i>	<i>409</i>	<i>501</i>	<i>741</i>	<i>424</i>	<i>1629</i>	<i>377</i>	<i>1051</i>	<i>501</i>	<i>186</i>	<i>278</i>	<i>14</i>
D017: In the LAST 12 MONTHS, how many times (if any) have you spent one or more nights in the hospital . . .																	
D017A: . . . because of an injury																	
1. None	95.1	94.8	96.2	95.6	93.0	95.7	94.8	94.8	95.2	95.7	94.2	97.7	93.8	95.4	91.7	74.3	
2. Once	3.4	3.5	3.1	3.4	3.1	4.0	3.4	2.8	4.1	3.3	4.5	1.6	4.7	4.2	6.5	-	
3. Twice	0.7	0.8	0.2	0.6	1.4	0.2	1.0	1.0	0.3	0.5	0.4	0.3	0.7	-	1.2	8.5	
4. 3 to 5 times	0.4	0.3	0.3	0.1	1.5	-	0.1	0.9	0.3	0.2	0.4	-	0.4	0.4	0.3	12.3	
5. 6 to 9 times	0.1	0.2	0.1	0.1	0.4	-	0.2	0.2	-	0.2	-	0.2	0.2	-	-	-	
6. 10+ times	0.3	0.4	0.1	0.2	0.5	0.1	0.4	0.3	0.2	0.2	0.5	0.2	0.2	-	0.4	4.9	
<i>Item 21500 Subject T04</i>	<i>N</i>	<i>2069</i>	<i>882</i>	<i>1120</i>	<i>1437</i>	<i>223</i>	<i>402</i>	<i>501</i>	<i>741</i>	<i>425</i>	<i>1626</i>	<i>379</i>	<i>1047</i>	<i>495</i>	<i>190</i>	<i>280</i>	<i>14</i>

DESCRIPTIVE RESULTS: 2003

99

QUESTIONNAIRE FORM 1 2003	TOTAL	SEX		RACE		REGION				COLLEGE PLANS?		ILLICIT DRUG USE: LIFETIME				
		M	F	White	Black	NE	NC	S	W	Yes	No	None	Mari- juana Only	Few Pills	More Pills	Any Her- oin
<i>N (Weighted No. of Cases):</i>	2552	1049	1276	1607	273	538	607	883	524	1800	436	1200	629	235	364	24
<i>% of Weighted Total:</i>	100.0	41.1	50.0	63.0	10.7	21.1	23.8	34.6	20.5	70.6	17.1	47.0	24.6	9.2	14.3	0.9
D017B: . . . because of some physical illness																
1. None	94.9	96.8	94.4	95.3	93.0	96.5	94.9	93.1	96.3	95.6	95.1	96.9	94.4	94.7	93.0	69.5
2. Once	3.0	2.0	3.5	3.2	4.0	2.0	3.0	4.0	2.0	2.9	3.2	2.0	2.8	2.8	5.1	4.8
3. Twice	1.2	0.5	1.0	0.8	1.1	1.4	0.9	1.8	0.6	0.9	0.8	0.5	1.9	1.6	1.2	8.5
4. 3 to 5 times	0.4	0.3	0.5	0.5	0.3	-	0.8	0.5	0.4	0.4	0.2	0.2	0.3	0.9	0.6	4.4
5. 6 to 9 times	0.1	0.1	*	0.1	0.5	-	0.2	0.2	-	*	0.2	-	0.2	-	-	7.9
6. 10+ times	0.4	0.2	0.5	0.2	1.0	0.1	0.2	0.5	0.7	0.3	0.3	0.3	0.4	-	0.1	4.9
<i>Item 21510 Subject T04</i>	<i>N</i> 2079	<i>880</i>	<i>1126</i>	<i>1440</i>	<i>225</i>	<i>405</i>	<i>502</i>	<i>746</i>	<i>426</i>	<i>1628</i>	<i>379</i>	<i>1051</i>	<i>500</i>	<i>190</i>	<i>278</i>	<i>14</i>
D018: Overall, relative to other people your age, do you think your physical health over the past year has been . . .																
1. Much poorer than average	5.8	4.7	6.2	5.0	4.8	6.9	4.1	5.9	6.6	4.8	10.1	5.0	5.9	7.2	6.6	4.4
2. Somewhat poorer than average	12.1	8.4	14.8	11.2	13.0	12.8	11.4	11.6	13.3	11.0	13.9	9.5	14.5	12.2	16.4	16.9
3. About average	42.2	37.4	46.7	41.9	47.5	41.0	42.7	43.9	39.9	40.9	50.8	39.3	45.6	41.6	48.8	30.1
4. Somewhat better than average	23.7	25.7	22.3	25.2	15.6	25.1	25.4	23.3	21.3	25.6	15.8	26.8	18.7	29.0	18.7	21.6
5. Much better than average	16.1	23.9	10.0	16.7	19.2	14.2	16.5	15.3	18.9	17.6	9.4	19.4	15.4	9.9	9.5	26.9
<i>Item 21520 Subject T01</i>	<i>N</i> 2076	<i>882</i>	<i>1124</i>	<i>1443</i>	<i>222</i>	<i>411</i>	<i>499</i>	<i>741</i>	<i>426</i>	<i>1630</i>	<i>375</i>	<i>1049</i>	<i>497</i>	<i>190</i>	<i>279</i>	<i>14</i>
D019: What is your current height (in feet and inches) without shoes?																
01. 4'10" or less	0.9	1.1	0.7	0.9	1.1	2.0	0.5	0.5	0.8	0.6	1.3	1.1	1.1	0.2	-	-
02. 4'11"	1.3	-	2.4	0.8	2.7	1.5	1.3	0.9	1.7	1.0	2.8	1.7	0.7	1.7	0.7	-
03. 5'0"	2.1	0.3	3.5	1.7	3.4	2.5	1.5	2.4	2.0	2.1	2.5	2.7	1.6	0.9	1.1	8.8
04. 5'1"	3.1	0.2	5.5	2.6	2.5	3.2	2.8	3.8	2.2	3.4	2.0	2.9	3.5	1.3	3.3	-
05. 5'2"	5.9	0.2	10.4	5.1	9.1	5.7	5.1	6.2	6.4	5.9	6.6	6.4	5.4	7.7	4.3	-
06. 5'3"	7.6	0.5	13.0	6.7	7.9	9.3	6.3	7.6	7.5	7.8	7.4	8.4	7.1	7.4	5.1	-
07. 5'4"	8.4	1.4	14.2	8.6	9.4	6.9	11.0	7.8	8.1	8.4	9.2	9.2	7.8	8.0	7.4	7.2
08. 5'5"	8.5	2.5	13.6	8.3	11.6	8.0	9.3	9.4	6.6	8.6	7.5	9.7	6.0	9.0	9.7	6.6
09. 5'6"	8.8	4.7	12.5	8.3	8.0	8.9	9.0	8.2	9.4	9.1	7.1	8.6	8.9	11.9	8.3	-
10. 5'7"	8.6	6.3	10.1	8.4	8.0	5.6	9.0	9.8	8.8	8.7	8.2	8.2	8.1	11.1	9.3	19.0
11. 5'8"	6.4	8.4	5.0	6.4	6.1	5.1	6.1	6.1	8.6	6.8	4.8	6.7	7.6	2.5	6.9	-
12. 5'9"	6.4	9.1	4.1	6.8	4.3	6.5	5.4	6.6	7.2	7.2	2.8	6.7	5.6	7.6	5.8	-
13. 5'10"	6.4	11.8	2.4	6.8	7.1	6.9	8.3	5.7	4.7	7.1	4.2	5.3	8.4	5.7	7.6	4.8
14. 5'11"	6.7	13.4	1.0	7.4	4.4	5.3	7.3	6.6	7.4	5.9	10.3	5.9	6.3	7.4	7.1	39.1
15. 6'0"	7.0	14.5	1.1	7.7	4.6	8.7	5.8	6.3	8.3	6.4	9.3	7.6	5.6	5.7	9.0	4.2
16. 6'1"	4.9	10.2	0.3	5.9	2.5	5.9	4.5	5.1	3.9	4.2	6.2	2.6	8.0	7.9	4.8	6.4
17. 6'2"	3.6	8.3	-	4.3	3.6	5.7	3.1	3.5	2.5	3.6	4.1	3.6	3.9	1.7	4.6	-
18. 6'3" or more	3.4	7.1	0.3	3.4	3.7	2.3	3.6	3.4	4.0	3.2	3.7	2.7	4.4	2.4	5.0	3.9
<i>Item 22150 Subject T03</i>	<i>N</i> 2106	<i>893</i>	<i>1133</i>	<i>1452</i>	<i>225</i>	<i>418</i>	<i>508</i>	<i>753</i>	<i>427</i>	<i>1652</i>	<i>377</i>	<i>1066</i>	<i>499</i>	<i>195</i>	<i>285</i>	<i>14</i>
D020: What is your current weight (in pounds) without shoes or clothing?																
01. 100 lbs. or less	2.3	0.2	3.8	1.7	2.0	1.7	1.9	3.5	1.4	2.2	2.1	2.8	1.4	2.1	1.6	4.3
02. 101-105	3.1	*	5.4	2.9	2.2	4.3	4.1	2.0	2.5	3.4	2.5	3.7	2.0	2.0	3.2	-
03. 106-110	3.7	0.6	6.3	3.9	3.1	3.3	5.5	3.5	2.5	3.5	4.7	4.4	2.6	2.8	4.5	4.4
04. 111-115	4.0	0.7	6.7	3.7	4.5	4.7	3.5	4.7	2.4	4.3	2.0	4.6	4.2	3.5	2.0	-
05. 116-120	6.3	0.8	11.1	6.4	4.7	3.4	5.6	7.0	8.6	6.7	4.0	8.2	3.1	4.7	6.9	-
06. 121-125	6.6	1.8	10.7	6.3	8.8	6.8	6.9	6.4	6.4	7.2	4.6	6.4	8.2	6.4	4.5	6.6
07. 126-130	6.3	3.9	8.4	6.3	4.9	6.1	6.1	6.5	6.2	6.1	6.5	7.0	4.2	9.3	5.5	-
08. 131-135	5.9	4.2	7.4	6.0	7.3	5.9	6.4	6.2	4.5	5.7	6.9	5.4	7.4	5.7	5.4	5.9
09. 136-140	6.6	4.7	8.2	7.2	4.8	3.5	8.1	6.1	8.5	7.0	5.1	8.0	5.3	5.3	5.4	-
10. 141-150	11.8	12.7	10.7	11.9	12.0	12.8	10.7	11.3	12.7	11.9	10.0	11.3	10.6	16.3	12.6	6.4
11. 151-160	11.3	15.2	7.7	11.9	10.8	10.7	11.3	11.1	12.3	11.6	10.1	10.1	14.4	8.3	12.7	18.9
12. 161-170	7.9	11.9	4.6	7.1	10.8	9.7	6.6	8.3	7.2	7.9	9.4	6.4	9.3	8.7	9.9	16.5
13. 171-180	6.0	10.8	2.3	6.2	7.9	5.5	6.8	5.7	6.0	5.8	7.5	5.2	8.4	3.1	5.5	8.6
14. 181-190	5.2	8.6	2.2	5.3	4.3	6.0	5.0	4.0	6.5	5.3	5.0	4.6	5.9	4.6	5.3	11.7
15. 191-200	3.1	5.8	1.0	2.6	3.6	4.8	2.5	2.3	3.5	3.1	3.5	2.9	2.7	3.3	3.8	-
16. 201-210	2.4	4.2	1.2	2.8	0.7	1.4	1.6	3.0	3.5	2.2	3.9	1.7	3.2	3.6	3.3	-
17. 211-220	2.6	4.9	0.7	3.0	2.0	2.4	2.4	3.2	2.2	2.0	5.7	2.6	2.4	3.6	2.6	3.9
18. 221 lbs. or more	5.0	8.9	1.6	4.7	5.4	6.9	4.8	5.1	3.0	4.2	6.7	4.8	4.6	6.7	5.3	12.7
<i>Item 22160 Subject T03</i>	<i>N</i> 2095	<i>891</i>	<i>1124</i>	<i>1445</i>	<i>222</i>	<i>414</i>	<i>504</i>	<i>750</i>	<i>426</i>	<i>1641</i>	<i>373</i>	<i>1058</i>	<i>497</i>	<i>192</i>	<i>285</i>	<i>14</i>
D021: Individuals differ in whether or not they disapprove of people doing certain things. Do YOU disapprove of people (who are 18 or older) doing each of the following?																

*=less than .05 percent.

MONITORING THE FUTURE

QUESTIONNAIRE FORM 1 2003	TOTAL	SEX		RACE		REGION				COLLEGE PLANS?		ILLICIT DRUG USE: LIFETIME				
		M	F	White	Black	NE	NC	S	W	Yes	No	None	Mari- juana Only	Few Pills	More Pills	Any Her- oin
<i>N (Weighted No. of Cases):</i>	2552	1049	1276	1607	273	538	607	883	524	1800	436	1200	629	235	364	24
<i>% of Weighted Total:</i>	100.0	41.1	50.0	63.0	10.7	21.1	23.8	34.6	20.5	70.6	17.1	47.0	24.6	9.2	14.3	0.9
D021A: Smoking one or more packs of cigarettes per day																
1. Don't disapprove	34.1	38.3	30.7	35.0	28.8	37.6	32.7	36.6	28.0	31.1	47.6	24.0	41.2	32.4	57.7	49.9
2. Disapprove	35.2	34.4	36.6	35.9	36.0	38.2	37.1	32.2	35.5	36.1	32.9	36.7	35.4	39.6	28.4	21.9
3. Strongly disapprove	30.7	27.4	32.7	29.1	35.2	24.3	30.2	31.1	36.4	32.8	19.5	39.3	23.4	27.9	13.9	28.2
<i>Item 8560 Subject A11a</i>	<i>N 2044</i>	<i>864</i>	<i>1110</i>	<i>1424</i>	<i>218</i>	<i>391</i>	<i>494</i>	<i>737</i>	<i>422</i>	<i>1613</i>	<i>365</i>	<i>1042</i>	<i>483</i>	<i>182</i>	<i>278</i>	<i>15</i>
D021B: Trying marijuana once or twice																
1. Don't disapprove	47.0	52.4	42.3	48.9	37.9	56.2	47.1	42.2	46.8	46.1	48.9	25.3	66.2	70.1	78.9	64.3
2. Disapprove	28.4	25.5	30.8	27.9	31.6	26.4	29.6	28.7	28.1	28.9	27.0	35.6	24.8	21.3	13.6	-
3. Strongly disapprove	24.6	22.1	26.9	23.2	30.6	17.4	23.3	29.1	25.0	25.0	24.1	39.1	9.0	8.5	7.5	35.7
<i>Item 8570 Subject A11a</i>	<i>N 2048</i>	<i>873</i>	<i>1107</i>	<i>1431</i>	<i>218</i>	<i>397</i>	<i>494</i>	<i>736</i>	<i>421</i>	<i>1617</i>	<i>365</i>	<i>1046</i>	<i>483</i>	<i>182</i>	<i>275</i>	<i>15</i>
D021C: Smoking marijuana occasionally																
1. Don't disapprove	37.0	43.7	31.1	38.7	31.5	46.9	35.0	33.2	36.8	34.5	45.0	18.5	51.2	53.3	67.9	64.3
2. Disapprove	29.3	26.5	32.1	28.7	32.5	26.3	31.7	29.5	28.9	30.6	25.7	31.8	31.0	30.4	18.7	-
3. Strongly disapprove	33.7	29.7	36.9	32.6	36.0	26.8	33.2	37.3	34.2	34.9	29.3	49.6	17.7	16.3	13.4	35.7
<i>Item 8580 Subject A11a</i>	<i>N 2031</i>	<i>858</i>	<i>1104</i>	<i>1424</i>	<i>217</i>	<i>389</i>	<i>493</i>	<i>732</i>	<i>416</i>	<i>1603</i>	<i>365</i>	<i>1034</i>	<i>481</i>	<i>182</i>	<i>273</i>	<i>15</i>
D021D: Smoking marijuana regularly																
1. Don't disapprove	24.0	29.6	18.7	23.8	24.1	27.8	19.5	25.3	23.4	20.6	36.4	11.2	30.2	31.0	53.4	49.9
2. Disapprove	29.5	30.8	28.9	30.1	27.6	32.9	30.9	25.2	32.3	30.5	25.6	28.0	31.9	36.6	27.8	14.4
3. Strongly disapprove	46.5	39.6	52.4	46.1	48.3	39.3	49.6	49.6	44.3	48.9	37.9	60.7	37.9	32.4	18.8	35.7
<i>Item 8590 Subject A11a</i>	<i>N 2031</i>	<i>862</i>	<i>1100</i>	<i>1422</i>	<i>215</i>	<i>390</i>	<i>493</i>	<i>733</i>	<i>416</i>	<i>1606</i>	<i>359</i>	<i>1043</i>	<i>473</i>	<i>181</i>	<i>272</i>	<i>15</i>
D021E: Trying cocaine in powder form once or twice																
1. Don't disapprove	15.1	19.6	10.3	14.4	14.8	17.5	13.9	15.1	14.2	12.8	23.3	9.9	14.2	18.0	28.9	54.6
2. Disapprove	26.0	24.5	27.3	25.7	22.6	25.5	25.6	24.8	28.9	26.2	25.9	25.3	23.3	29.7	31.4	17.6
3. Strongly disapprove	58.9	55.9	62.4	59.9	62.6	56.9	60.4	60.0	56.9	61.0	50.7	64.7	62.5	52.3	39.7	27.7
<i>Item 23630 Subject A11a</i>	<i>N 2031</i>	<i>862</i>	<i>1100</i>	<i>1419</i>	<i>216</i>	<i>388</i>	<i>492</i>	<i>735</i>	<i>417</i>	<i>1604</i>	<i>361</i>	<i>1036</i>	<i>480</i>	<i>181</i>	<i>273</i>	<i>15</i>
D021F: Taking cocaine powder occasionally																
1. Don't disapprove	11.4	15.3	7.6	10.3	13.2	13.8	7.5	11.9	12.6	9.0	20.0	8.6	9.9	8.2	21.6	54.6
2. Disapprove	21.7	21.3	21.2	21.2	21.4	21.4	23.6	21.7	19.9	21.6	23.3	20.3	18.8	28.4	27.4	17.6
3. Strongly disapprove	66.9	63.4	71.1	68.5	65.4	64.8	68.9	66.4	67.5	69.4	56.7	71.1	71.4	63.4	51.0	27.7
<i>Item 23640 Subject A11a</i>	<i>N 2029</i>	<i>862</i>	<i>1100</i>	<i>1421</i>	<i>217</i>	<i>394</i>	<i>486</i>	<i>730</i>	<i>419</i>	<i>1610</i>	<i>354</i>	<i>1044</i>	<i>471</i>	<i>179</i>	<i>273</i>	<i>15</i>
D021G: Taking cocaine powder regularly																
1. Don't disapprove	9.9	13.1	6.4	8.6	13.2	11.4	6.6	11.5	9.4	7.1	19.2	8.3	9.1	6.9	14.8	46.7
2. Disapprove	19.1	19.1	18.3	17.7	21.1	18.2	17.8	20.0	19.9	18.7	21.4	17.0	16.1	22.5	27.9	23.7
3. Strongly disapprove	71.1	67.8	75.3	73.7	65.7	70.5	75.6	68.5	70.7	74.2	59.4	74.7	74.8	70.7	57.3	29.6
<i>Item 23650 Subject A11a</i>	<i>N 2030</i>	<i>859</i>	<i>1101</i>	<i>1416</i>	<i>217</i>	<i>388</i>	<i>489</i>	<i>734</i>	<i>420</i>	<i>1602</i>	<i>362</i>	<i>1034</i>	<i>479</i>	<i>182</i>	<i>275</i>	<i>14</i>
D021H: Trying "crack" cocaine once or twice																
1. Don't disapprove	12.6	15.4	9.2	11.6	14.0	13.4	11.4	12.9	12.5	10.6	19.2	9.5	12.3	17.4	16.8	47.3
2. Disapprove	23.2	22.0	24.1	22.8	22.0	24.4	22.4	23.2	23.2	23.4	23.8	24.2	19.6	20.5	27.5	23.0
3. Strongly disapprove	64.2	62.6	66.7	65.6	64.1	62.1	66.2	64.0	64.3	66.0	57.0	66.3	68.1	62.0	55.7	29.6
<i>Item 23660 Subject A11a</i>	<i>N 2031</i>	<i>864</i>	<i>1101</i>	<i>1423</i>	<i>217</i>	<i>389</i>	<i>490</i>	<i>731</i>	<i>421</i>	<i>1604</i>	<i>362</i>	<i>1041</i>	<i>479</i>	<i>180</i>	<i>271</i>	<i>14</i>
D021I: Taking "crack" cocaine occasionally																
1. Don't disapprove	9.8	13.0	6.5	8.4	13.2	11.2	7.3	10.2	11.0	7.4	17.9	8.5	10.2	7.1	12.0	42.5
2. Disapprove	20.7	20.0	20.6	19.7	22.0	20.1	21.0	22.0	18.8	20.6	21.7	19.5	16.9	27.0	27.2	19.2
3. Strongly disapprove	69.4	67.0	72.9	71.9	64.9	68.7	71.8	67.8	70.2	71.9	60.4	72.0	72.9	65.9	60.9	38.2
<i>Item 23670 Subject A11a</i>	<i>N 2027</i>	<i>855</i>	<i>1102</i>	<i>1417</i>	<i>218</i>	<i>384</i>	<i>491</i>	<i>736</i>	<i>416</i>	<i>1596</i>	<i>363</i>	<i>1034</i>	<i>477</i>	<i>181</i>	<i>274</i>	<i>14</i>
D021J: Taking "crack" cocaine regularly																
1. Don't disapprove	9.3	12.2	6.2	7.8	14.2	10.7	5.9	10.5	9.7	7.1	16.5	8.6	9.0	5.3	10.1	42.5
2. Disapprove	18.6	18.4	18.0	17.3	19.8	18.4	17.6	19.0	19.1	18.2	20.5	17.3	15.0	22.2	26.9	19.2
3. Strongly disapprove	72.2	69.4	75.8	74.9	66.1	70.9	76.5	70.4	71.2	74.7	63.0	74.1	76.0	72.5	63.0	38.2
<i>Item 23680 Subject A11a</i>	<i>N 2022</i>	<i>857</i>	<i>1097</i>	<i>1412</i>	<i>218</i>	<i>389</i>	<i>491</i>	<i>726</i>	<i>416</i>	<i>1598</i>	<i>359</i>	<i>1037</i>	<i>475</i>	<i>180</i>	<i>269</i>	<i>14</i>

DESCRIPTIVE RESULTS: 2003

101

QUESTIONNAIRE FORM 1 2003	TOTAL	SEX		RACE		REGION				COLLEGE PLANS?		ILLICIT DRUG USE: LIFETIME				
		M	F	White	Black	NE	NC	S	W	Yes	No	None	Mari- juana Only	Few Pills	More Pills	Any Her- oin
<i>N (Weighted No. of Cases):</i>	2552	1049	1276	1607	273	538	607	883	524	1800	436	1200	629	235	364	24
<i>% of Weighted Total:</i>	100.0	41.1	50.0	63.0	10.7	21.1	23.8	34.6	20.5	70.6	17.1	47.0	24.6	9.2	14.3	0.9
D021K: Trying one or two drinks of an alcoholic beverage (beer, wine, liquor)																
1. Don't disapprove	71.5	72.9	70.6	76.4	48.8	79.1	75.9	65.3	70.0	71.4	72.3	61.6	79.4	87.7	86.6	65.8
2. Disapprove	17.0	14.3	19.2	13.7	29.0	13.4	12.8	20.7	18.6	17.2	16.0	21.5	13.6	9.5	10.0	14.7
3. Strongly disapprove	11.6	12.8	10.2	9.9	22.1	7.4	11.3	14.0	11.4	11.5	11.7	16.9	7.1	2.8	3.4	19.5
<i>Item 8710 Subject A11a</i>	<i>N 2030</i>	<i>857</i>	<i>1105</i>	<i>1418</i>	<i>217</i>	<i>386</i>	<i>494</i>	<i>732</i>	<i>419</i>	<i>1600</i>	<i>363</i>	<i>1037</i>	<i>477</i>	<i>181</i>	<i>274</i>	<i>14</i>
D021L: Taking one or two drinks nearly every day																
1. Don't disapprove	37.3	46.2	30.1	39.1	26.9	46.5	31.7	35.3	38.9	34.8	47.8	26.7	42.4	42.6	60.4	61.5
2. Disapprove	37.8	33.1	41.6	38.6	36.4	35.4	45.0	36.8	33.5	39.4	33.3	40.3	38.4	39.2	30.8	12.8
3. Strongly disapprove	24.8	20.7	28.3	22.3	36.6	18.1	23.3	27.9	27.6	25.7	18.9	33.0	19.2	18.2	8.8	25.7
<i>Item 8720 Subject A11a</i>	<i>N 2025</i>	<i>861</i>	<i>1097</i>	<i>1419</i>	<i>217</i>	<i>392</i>	<i>492</i>	<i>726</i>	<i>415</i>	<i>1599</i>	<i>364</i>	<i>1034</i>	<i>479</i>	<i>178</i>	<i>273</i>	<i>14</i>
D021M: Taking four or five drinks nearly every day																
1. Don't disapprove	17.7	24.4	11.3	17.3	17.2	22.5	12.8	17.9	18.4	14.4	29.6	10.7	19.2	13.2	37.8	53.2
2. Disapprove	31.9	33.6	31.2	32.0	31.7	32.2	33.5	31.1	30.9	32.4	30.5	28.3	36.6	36.6	34.6	16.8
3. Strongly disapprove	50.5	42.0	57.5	50.7	51.1	45.3	53.7	51.0	50.6	53.2	39.9	61.0	44.2	50.3	27.5	30.0
<i>Item 8730 Subject A11a</i>	<i>N 2029</i>	<i>858</i>	<i>1100</i>	<i>1418</i>	<i>217</i>	<i>386</i>	<i>491</i>	<i>734</i>	<i>419</i>	<i>1599</i>	<i>362</i>	<i>1034</i>	<i>478</i>	<i>181</i>	<i>275</i>	<i>14</i>
D021N: Having five or more drinks once or twice each weekend																
1. Don't disapprove	35.5	43.4	28.8	38.3	21.8	45.9	35.8	30.0	35.2	33.4	43.2	21.8	43.7	42.7	65.5	53.2
2. Disapprove	25.3	21.7	28.5	25.1	28.1	21.9	27.2	25.5	25.6	26.1	22.7	25.5	25.9	28.7	20.5	16.8
3. Strongly disapprove	39.3	34.9	42.7	36.7	50.2	32.2	37.0	44.5	39.2	40.5	34.1	52.7	30.4	28.6	14.0	30.0
<i>Item 8740 Subject A11a</i>	<i>N 2025</i>	<i>860</i>	<i>1097</i>	<i>1423</i>	<i>215</i>	<i>386</i>	<i>491</i>	<i>730</i>	<i>419</i>	<i>1598</i>	<i>361</i>	<i>1034</i>	<i>476</i>	<i>181</i>	<i>272</i>	<i>14</i>

QUESTIONNAIRE FORM 2 2003	TOTAL	SEX		RACE		REGION				COLLEGE PLANS?		ILLCIT DRUG USE: LIFETIME				
		M	F	White	Black	NE	NC	S	W	Yes	No	None	Mari- juana Only	Few Pills	More Pills	Any Her- oin
<i>N (Weighted No. of Cases):</i>	2517	1164	1246	1631	273	535	608	861	513	1890	461	1200	624	226	350	50
<i>% of Weighted Total:</i>	100.0	46.3	49.5	64.8	10.8	21.2	24.2	34.2	20.4	75.1	18.3	47.7	24.8	9.0	13.9	2.0
A01: Taking all things together, how would you say things are these days—would you say you're very happy, pretty happy, or not too happy these days?																
3. Very happy	19.9	23.4	17.5	22.4	18.2	16.8	21.9	21.5	18.1	21.9	12.9	22.4	20.6	16.3	13.9	16.3
2. Pretty happy	66.4	62.9	69.3	67.6	63.1	67.3	66.4	64.4	68.6	65.5	71.6	65.6	67.1	67.5	68.1	60.0
1. Not too happy	13.7	13.7	13.3	10.0	18.7	15.9	11.7	14.0	13.2	12.6	15.5	11.9	12.3	16.2	17.9	23.7
<i>Item 1190 Subject P01, Q01</i>	<i>N</i> 2389	1097	1195	1562	258	509	577	822	482	1797	439	1157	581	211	331	47
A02: The next questions ask about the kinds of things you might do. How often do you do each of the following?																
A02A: Watch TV																
5. Almost everyday	71.2	73.2	68.9	68.4	86.9	67.9	72.4	74.4	68.0	71.2	71.4	75.1	69.5	68.8	64.4	66.4
4. At least once a week	23.4	20.4	26.6	26.0	10.9	25.7	23.4	21.4	24.3	23.5	23.5	19.9	23.9	27.6	31.2	19.2
3. Once or twice a month	3.9	4.8	3.0	4.2	1.4	5.3	2.2	3.2	5.4	4.3	1.8	3.4	5.1	2.2	3.2	9.7
2. A few times a year	0.9	0.8	0.9	0.9	0.3	0.5	0.9	0.7	1.4	0.7	1.4	0.9	1.0	0.4	0.3	2.3
1. Never	0.7	0.8	0.5	0.4	0.5	0.6	1.1	0.3	1.0	0.3	1.9	0.6	0.5	0.9	0.8	2.4
<i>Item 5820 Subject C07</i>	<i>N</i> 2509	1162	1241	1627	272	533	606	857	512	1885	460	1197	622	225	349	50
A02B: Go to movies																
5. Almost everyday	0.5	0.7	0.3	0.4	1.2	0.8	0.5	0.4	0.3	0.5	0.6	0.4	0.4	-	0.3	9.1
4. At least once a week	6.8	7.2	6.5	5.1	8.7	7.0	6.4	7.0	6.8	7.1	5.5	6.4	9.3	4.9	4.8	9.2
3. Once or twice a month	58.0	57.8	58.1	59.3	60.4	55.9	57.9	55.8	64.1	60.1	53.4	57.1	60.9	65.5	53.9	34.1
2. A few times a year	32.7	31.9	33.5	33.7	28.0	35.3	32.8	34.3	27.1	31.1	36.5	33.6	28.4	28.1	38.5	47.6
1. Never	2.0	2.5	1.5	1.6	1.7	0.9	2.4	2.5	1.7	1.3	4.0	2.5	1.1	1.5	2.5	-
<i>Item 5830 Subject C07</i>	<i>N</i> 2505	1161	1240	1625	271	532	605	857	512	1884	459	1196	622	225	348	50
A02C: Go to rock concerts																
5. Almost everyday	0.3	0.5	0.1	0.2	0.7	0.4	0.4	0.2	0.4	0.3	0.3	0.2	0.2	-	0.5	6.0
4. At least once a week	0.8	1.0	0.6	0.9	0.3	1.4	1.0	0.4	0.6	0.7	1.0	0.2	1.5	1.1	1.4	0.3
3. Once or twice a month	4.7	5.8	3.8	5.9	-	6.5	4.0	4.2	4.3	4.0	7.4	2.9	5.8	6.2	7.9	2.7
2. A few times a year	38.2	39.2	38.0	46.4	12.6	41.2	38.6	34.8	40.5	41.0	30.2	31.9	42.3	48.0	48.2	45.9
1. Never	56.0	53.6	57.4	46.6	86.4	50.6	56.0	60.5	54.1	53.9	61.1	64.8	50.2	44.8	42.0	45.1
<i>Item 5845 Subject C07</i>	<i>N</i> 2492	1155	1233	1623	266	527	605	851	508	1877	452	1192	615	222	349	50
A02D: Ride around in a car (or motorcycle) just for fun																
5. Almost everyday	35.3	38.4	31.9	34.1	46.4	35.8	32.1	40.6	29.4	32.9	45.5	28.0	38.7	34.7	49.6	69.4
4. At least once a week	29.4	28.5	30.8	31.3	28.2	30.6	33.4	27.8	26.2	29.6	29.4	26.5	33.0	38.9	27.9	10.0
3. Once or twice a month	15.6	15.6	15.8	16.1	11.3	16.3	15.8	13.9	17.7	16.5	11.6	18.8	14.6	11.1	11.6	15.3
2. A few times a year	9.1	7.2	11.0	9.3	7.0	8.3	9.5	7.6	12.1	10.1	5.8	12.1	8.0	8.0	3.1	2.8
1. Never	10.6	10.3	10.5	9.2	7.0	9.0	9.2	10.1	14.6	10.9	7.6	14.7	5.7	7.3	7.7	2.4
<i>Item 5850 Subject C07</i>	<i>N</i> 2504	1159	1243	1629	272	531	604	857	513	1883	461	1196	620	226	349	50
A02E: Participate in community affairs or volunteer work																
5. Almost everyday	3.3	3.1	3.4	3.1	5.4	3.1	3.7	3.2	3.2	3.4	3.0	4.5	1.8	2.7	1.8	2.8
4. At least once a week	9.9	8.7	11.4	9.4	11.5	12.9	9.7	7.0	12.1	11.5	4.3	13.4	8.9	4.2	5.3	7.6
3. Once or twice a month	18.8	16.1	21.7	19.9	18.4	18.0	18.6	20.4	17.3	21.5	10.1	22.4	16.7	14.8	15.9	6.1
2. A few times a year	42.1	40.0	43.9	42.3	42.5	40.9	43.5	41.1	43.3	43.1	37.2	39.3	46.6	49.5	38.8	38.8
1. Never	25.9	32.2	19.5	25.3	22.2	25.2	24.5	28.3	24.2	20.5	45.4	20.4	26.1	28.8	38.2	44.8
<i>Item 5860 Subject C07, O02</i>	<i>N</i> 2505	1158	1243	1625	272	529	606	858	512	1884	460	1195	623	226	347	50
A02F: Play a musical instrument or sing																
5. Almost everyday	32.5	26.3	38.7	33.7	35.9	31.6	35.9	33.0	28.6	34.6	27.2	34.7	30.2	34.2	32.1	19.0
4. At least once a week	9.7	9.5	10.4	10.0	9.9	8.9	10.1	9.9	10.0	10.7	6.6	10.9	8.1	7.1	10.8	9.2
3. Once or twice a month	5.6	6.0	5.3	5.4	6.4	5.1	5.7	5.1	6.7	5.6	4.9	5.9	3.9	3.9	6.9	16.7
2. A few times a year	10.6	9.5	11.0	9.1	11.1	9.2	12.0	9.4	12.3	10.6	9.0	9.0	12.0	14.7	9.3	7.5
1. Never	41.6	48.7	34.6	41.8	36.7	45.1	36.3	42.7	42.4	38.6	52.3	39.5	45.8	40.1	40.8	47.7
<i>Item 5870 Subject C07</i>	<i>N</i> 2506	1161	1242	1627	271	529	607	859	512	1886	459	1195	624	226	347	50

QUESTIONNAIRE FORM 2 2003	TOTAL	SEX		RACE		REGION				COLLEGE PLANS?		ILLICIT DRUG USE: LIFETIME				
		M	F	White	Black	NE	NC	S	W	Yes	No	None	Mari- juana Only	Few Pills	More Pills	Any Her- oin
<i>N (Weighted No. of Cases):</i>	2517	1164	1246	1631	273	535	608	861	513	1890	461	1200	624	226	350	50
<i>% of Weighted Total:</i>	100.0	46.3	49.5	64.8	10.8	21.2	24.2	34.2	20.4	75.1	18.3	47.7	24.8	9.0	13.9	2.0
A02G: Do creative writing																
5. Almost everyday	8.0	7.1	9.0	6.6	15.8	8.5	8.1	7.0	8.9	8.9	4.9	8.1	7.6	10.8	6.0	8.9
4. At least once a week	12.9	10.6	14.5	11.6	18.0	13.9	13.2	13.0	11.4	13.6	9.6	13.4	12.1	11.9	12.4	8.1
3. Once or twice a month	18.6	15.0	22.2	18.3	18.6	18.2	20.8	17.5	18.4	20.3	11.7	18.3	20.4	14.2	21.2	3.3
2. A few times a year	26.3	24.4	28.0	26.5	23.2	23.2	24.0	28.2	28.9	27.4	22.5	28.3	22.5	32.0	22.3	28.4
1. Never	34.3	42.8	26.3	37.0	24.3	36.3	33.9	34.4	32.3	29.9	51.2	31.9	37.4	31.0	38.2	51.3
<i>Item 5880 Subject C07</i>	<i>N</i> 2497	<i>1158</i>	<i>1235</i>	<i>1621</i>	<i>271</i>	<i>529</i>	<i>604</i>	<i>855</i>	<i>509</i>	<i>1877</i>	<i>459</i>	<i>1187</i>	<i>622</i>	<i>226</i>	<i>348</i>	<i>50</i>
A02H: Actively participate in sports, athletics or exercising																
5. Almost everyday	43.4	48.8	38.9	45.5	43.2	45.0	44.9	39.6	46.2	46.7	33.8	44.1	47.7	39.1	37.6	43.8
4. At least once a week	24.3	24.2	24.3	26.1	15.2	27.1	22.9	24.2	23.4	24.7	23.8	24.5	23.7	21.8	26.8	18.3
3. Once or twice a month	12.5	10.7	14.1	11.2	15.5	9.9	13.0	13.6	12.6	12.2	12.9	11.0	12.3	15.3	15.9	16.5
2. A few times a year	10.5	9.0	11.8	9.1	13.3	10.4	9.4	11.7	10.0	9.1	14.4	11.0	8.8	12.2	9.5	16.4
1. Never	9.3	7.3	10.9	8.1	12.8	7.6	9.8	10.8	7.7	7.4	15.1	9.4	7.4	11.6	10.2	5.1
<i>Item 5890 Subject C07, T02</i>	<i>N</i> 2507	<i>1161</i>	<i>1243</i>	<i>1629</i>	<i>270</i>	<i>533</i>	<i>604</i>	<i>859</i>	<i>512</i>	<i>1886</i>	<i>459</i>	<i>1194</i>	<i>623</i>	<i>226</i>	<i>350</i>	<i>50</i>
A02I: Do art or craft work																
5. Almost everyday	13.3	11.3	15.7	13.4	10.1	15.5	14.9	10.1	14.3	13.3	15.3	12.6	12.6	19.3	12.0	21.0
4. At least once a week	11.6	10.0	12.9	11.6	7.2	13.1	11.2	10.0	13.1	11.8	10.1	11.0	12.5	11.6	12.7	2.3
3. Once or twice a month	19.5	15.5	23.2	19.7	19.9	15.7	19.3	19.0	24.6	19.9	17.4	21.0	18.1	16.6	20.4	12.2
2. A few times a year	25.1	23.9	26.3	24.3	28.9	25.5	27.3	23.5	24.9	26.7	19.3	26.6	25.1	24.1	22.1	20.3
1. Never	30.5	39.3	21.9	31.0	33.9	30.2	27.3	37.5	23.1	28.3	37.9	28.8	31.7	28.4	32.9	44.2
<i>Item 5900 Subject C07</i>	<i>N</i> 2500	<i>1158</i>	<i>1240</i>	<i>1627</i>	<i>269</i>	<i>529</i>	<i>604</i>	<i>855</i>	<i>511</i>	<i>1879</i>	<i>459</i>	<i>1194</i>	<i>619</i>	<i>226</i>	<i>347</i>	<i>50</i>
A02J: Work around the house, yard, garden, car, etc.																
5. Almost everyday	23.7	20.5	25.7	20.6	37.1	22.8	18.8	27.0	24.9	21.8	28.8	24.8	23.5	19.1	22.1	24.6
4. At least once a week	36.4	38.2	35.5	39.2	30.6	35.2	37.1	37.9	34.2	37.0	34.8	36.0	38.2	35.3	36.8	27.8
3. Once or twice a month	22.9	24.4	22.2	25.5	18.8	21.7	26.7	21.2	22.7	24.6	18.8	23.9	20.3	26.8	24.2	19.3
2. A few times a year	11.7	11.7	11.8	11.2	8.6	14.1	12.8	8.8	12.9	11.8	11.6	11.9	11.8	15.5	9.2	15.6
1. Never	5.2	5.2	4.9	3.5	5.0	6.3	4.5	5.1	5.3	4.8	5.9	3.4	6.1	3.3	7.7	12.7
<i>Item 5910 Subject C07</i>	<i>N</i> 2506	<i>1161</i>	<i>1241</i>	<i>1628</i>	<i>271</i>	<i>532</i>	<i>606</i>	<i>858</i>	<i>510</i>	<i>1885</i>	<i>460</i>	<i>1194</i>	<i>622</i>	<i>226</i>	<i>350</i>	<i>50</i>
A02K: Get together with friends, informally																
5. Almost everyday	44.1	47.3	41.7	45.1	44.4	47.8	44.0	41.4	44.9	44.6	40.6	34.0	51.8	48.4	61.4	60.0
4. At least once a week	41.2	39.8	41.8	43.0	38.9	41.9	43.3	39.8	40.5	41.6	43.0	47.6	39.8	36.5	27.6	21.3
3. Once or twice a month	11.1	9.1	13.0	9.2	14.1	7.5	10.0	14.6	10.3	11.0	10.5	14.1	6.4	10.6	8.5	12.0
2. A few times a year	2.5	2.4	2.7	2.0	2.6	2.4	1.4	2.7	3.4	2.1	3.5	3.2	1.2	2.8	1.8	6.2
1. Never	1.1	1.5	0.8	0.7	0.1	0.4	1.3	1.5	0.9	0.7	2.4	1.1	0.9	1.7	0.7	0.6
<i>Item 5920 Subject C07, M04</i>	<i>N</i> 2504	<i>1158</i>	<i>1244</i>	<i>1628</i>	<i>270</i>	<i>531</i>	<i>606</i>	<i>857</i>	<i>510</i>	<i>1883</i>	<i>459</i>	<i>1196</i>	<i>621</i>	<i>225</i>	<i>349</i>	<i>50</i>
A02L: Go to a shopping mall																
5. Almost everyday	3.4	2.2	4.6	2.4	9.7	3.8	3.6	3.3	2.6	3.3	3.0	3.0	4.7	3.1	2.5	2.7
4. At least once a week	25.3	18.8	30.9	20.9	38.3	29.1	23.9	24.7	24.0	26.2	21.1	22.5	28.6	27.6	26.4	19.3
3. Once or twice a month	54.8	55.4	54.5	58.3	44.6	53.9	53.7	55.3	56.1	55.6	54.0	55.5	52.7	57.9	55.0	52.3
2. A few times a year	14.6	20.2	9.4	16.2	6.9	12.3	16.0	14.5	15.7	13.8	16.9	17.2	12.5	9.3	13.4	17.5
1. Never	1.9	3.4	0.6	2.2	0.5	0.9	2.7	2.2	1.6	1.1	5.0	1.8	1.5	2.0	2.7	8.2
<i>Item 5935 Subject C07</i>	<i>N</i> 2507	<i>1163</i>	<i>1240</i>	<i>1629</i>	<i>271</i>	<i>530</i>	<i>606</i>	<i>859</i>	<i>512</i>	<i>1885</i>	<i>460</i>	<i>1195</i>	<i>623</i>	<i>226</i>	<i>349</i>	<i>50</i>
A02M: Spend at least an hour of leisure time alone																
5. Almost everyday	42.7	46.2	39.8	43.6	51.2	46.7	41.4	42.3	41.0	44.8	36.8	42.2	44.1	32.0	50.5	45.5
4. At least once a week	31.3	29.8	32.5	31.2	29.8	30.9	33.1	29.1	33.3	33.2	24.9	34.1	29.4	34.8	24.3	27.1
3. Once or twice a month	14.6	12.2	16.7	15.1	8.5	11.8	13.1	15.9	17.1	13.1	17.9	13.9	14.9	15.6	14.9	6.8
2. A few times a year	6.1	5.8	6.4	5.7	4.9	7.0	6.3	6.1	4.9	5.7	7.0	5.6	5.5	10.1	5.0	13.3
1. Never	5.3	5.9	4.6	4.4	5.6	3.6	6.0	6.6	3.8	3.3	13.5	4.2	6.1	7.6	5.4	7.3
<i>Item 5940 Subject C07</i>	<i>N</i> 2503	<i>1160</i>	<i>1242</i>	<i>1628</i>	<i>269</i>	<i>532</i>	<i>602</i>	<i>856</i>	<i>513</i>	<i>1883</i>	<i>459</i>	<i>1192</i>	<i>623</i>	<i>226</i>	<i>349</i>	<i>50</i>
A02N: Read books, magazines, or newspapers																
5. Almost everyday	32.2	32.4	32.6	33.1	37.8	33.1	32.6	30.4	33.7	35.0	22.2	35.9	30.4	27.3	26.8	30.4
4. At least once a week	36.8	32.3	40.6	37.1	35.2	38.4	38.3	35.8	34.7	37.2	35.6	34.7	37.9	37.4	42.1	24.4
3. Once or twice a month	19.7	19.9	19.2	18.7	20.0	18.1	18.0	20.7	21.7	19.4	20.5	19.5	20.7	22.8	17.4	17.2
2. A few times a year	6.3	7.9	4.8	5.8	4.1	4.7	5.2	7.9	6.4	4.9	10.9	6.6	4.2	9.0	6.7	9.4
1. Never	5.1	7.5	2.8	5.2	2.9	5.7	5.8	5.2	3.4	3.5	10.8	3.4	6.9	3.6	7.1	18.6
<i>Item 5950 Subject C07</i>	<i>N</i> 2503	<i>1161</i>	<i>1241</i>	<i>1627</i>	<i>270</i>	<i>530</i>	<i>605</i>	<i>856</i>	<i>513</i>	<i>1884</i>	<i>458</i>	<i>1194</i>	<i>622</i>	<i>226</i>	<i>349</i>	<i>50</i>

QUESTIONNAIRE FORM 2 2003	TOTAL	SEX		RACE		REGION				COLLEGE PLANS?		ILLICIT DRUG USE: LIFETIME					
		M	F	White	Black	NE	NC	S	W	Yes	No	None	Mari- juana Only	Few Pills	More Pills	Any Her- oin	
<i>N (Weighted No. of Cases):</i>	2517	1164	1246	1631	273	535	608	861	513	1890	461	1200	624	226	350	50	
<i>% of Weighted Total:</i>	100.0	46.3	49.5	64.8	10.8	21.2	24.2	34.2	20.4	75.1	18.3	47.7	24.8	9.0	13.9	2.0	
A02O: Go to taverns, bars or nightclubs																	
5. Almost everyday	2.0	3.3	0.9	1.7	3.0	1.9	2.2	2.0	1.9	1.6	2.8	1.6	1.8	2.8	3.0	7.5	
4. At least once a week	8.9	9.7	7.6	7.4	11.5	10.8	9.3	10.1	4.3	7.9	12.6	4.3	12.2	9.5	15.9	14.7	
3. Once or twice a month	16.7	17.2	16.0	16.1	18.4	16.9	14.6	18.9	15.5	15.7	20.2	10.4	20.6	20.5	23.5	42.0	
2. A few times a year	22.5	21.9	23.2	22.7	24.5	27.5	22.6	21.3	19.3	23.6	17.1	18.0	28.7	21.9	25.5	27.7	
1. Never	49.8	47.9	52.2	52.2	42.5	42.9	51.3	47.6	58.9	51.2	47.2	65.7	36.7	45.4	32.1	8.2	
<i>Item 5960 Subject C07</i>	<i>N</i>	<i>2508</i>	<i>1162</i>	<i>1244</i>	<i>1630</i>	<i>272</i>	<i>531</i>	<i>607</i>	<i>858</i>	<i>513</i>	<i>1887</i>	<i>459</i>	<i>1197</i>	<i>623</i>	<i>226</i>	<i>349</i>	<i>50</i>
A02P: Go to parties or other social affairs																	
5. Almost everyday	3.9	5.7	2.3	4.1	4.2	4.8	3.5	3.7	3.8	3.7	4.7	1.8	4.0	4.7	9.4	11.4	
4. At least once a week	29.8	31.5	27.8	31.4	23.8	29.8	33.9	27.8	28.2	29.5	30.0	19.6	39.0	32.4	44.1	41.5	
3. Once or twice a month	35.7	33.8	37.7	35.0	37.5	37.4	37.0	33.7	35.4	36.3	33.9	36.9	36.2	37.4	30.7	27.0	
2. A few times a year	24.0	22.0	26.3	23.4	29.2	21.4	17.2	28.8	26.7	24.9	20.0	31.7	17.6	19.8	13.1	10.9	
1. Never	6.7	7.0	5.9	6.2	5.3	6.6	8.4	6.1	5.8	5.7	11.4	10.0	3.1	5.6	2.7	9.2	
<i>Item 5970 Subject C07</i>	<i>N</i>	<i>2501</i>	<i>1155</i>	<i>1243</i>	<i>1625</i>	<i>272</i>	<i>532</i>	<i>605</i>	<i>853</i>	<i>511</i>	<i>1883</i>	<i>458</i>	<i>1189</i>	<i>624</i>	<i>226</i>	<i>350</i>	<i>50</i>
A02Q: Go to video arcades																	
5. Almost everyday	1.3	2.5	0.3	1.0	1.4	1.8	1.3	1.0	1.3	0.9	2.5	1.1	0.6	2.7	0.6	12.7	
4. At least once a week	2.5	3.7	1.4	1.6	3.9	2.5	2.3	2.8	2.1	2.1	4.6	1.8	3.9	3.1	1.5	4.3	
3. Once or twice a month	8.7	12.5	4.9	7.3	9.7	10.5	6.3	8.2	10.4	8.7	7.8	8.3	10.1	7.5	8.6	4.5	
2. A few times a year	30.8	37.2	24.3	30.4	31.7	32.1	28.7	30.3	33.1	30.2	32.0	30.8	30.2	35.4	28.2	28.3	
1. Never	56.7	44.1	69.2	59.8	53.3	53.1	61.5	57.7	53.2	58.1	53.2	57.9	55.2	51.2	61.1	50.2	
<i>Item 29620 Subject C07</i>	<i>N</i>	<i>2511</i>	<i>1163</i>	<i>1245</i>	<i>1631</i>	<i>272</i>	<i>533</i>	<i>607</i>	<i>859</i>	<i>513</i>	<i>1889</i>	<i>460</i>	<i>1198</i>	<i>624</i>	<i>226</i>	<i>349</i>	<i>50</i>
A03: How much do you agree or disagree with each of the following statements?																	
A03A: In the United States, we put too much emphasis on making profits and not enough on human well-being																	
1. Disagree	4.8	6.7	2.7	5.2	4.2	5.3	6.2	3.5	4.6	4.2	6.2	4.7	4.5	3.7	4.1	13.7	
2. Mostly disagree	8.2	10.1	6.7	9.6	4.8	10.1	8.3	7.9	6.6	8.5	7.5	9.2	7.6	8.4	6.5	4.3	
3. Neither	25.5	27.6	23.2	24.9	20.2	23.4	25.9	24.2	29.2	24.6	28.2	24.8	25.7	29.0	24.5	30.1	
4. Mostly agree	41.3	36.4	46.6	43.1	39.9	42.5	39.5	42.2	40.8	43.2	35.9	42.1	41.9	41.8	41.6	35.2	
5. Agree	20.3	19.2	20.7	17.1	30.9	18.8	20.1	22.2	18.9	19.5	22.2	19.1	20.4	17.1	23.3	16.7	
<i>Item 5990 Subject F03, O03</i>	<i>N</i>	<i>2487</i>	<i>1153</i>	<i>1239</i>	<i>1627</i>	<i>271</i>	<i>518</i>	<i>605</i>	<i>853</i>	<i>510</i>	<i>1874</i>	<i>460</i>	<i>1192</i>	<i>614</i>	<i>226</i>	<i>349</i>	<i>50</i>
A03B: People are too much concerned with material things these days																	
1. Disagree	2.1	3.1	0.8	2.0	2.1	2.1	1.8	2.4	2.0	1.9	2.4	1.9	1.8	1.6	2.2	14.1	
2. Mostly disagree	4.8	5.6	4.1	5.2	3.9	6.0	5.5	3.3	5.2	4.5	6.0	4.9	5.3	4.1	3.1	1.8	
3. Neither	10.1	13.4	7.3	11.5	6.1	12.7	10.0	8.5	10.2	9.4	12.4	9.4	10.7	11.2	10.5	15.5	
4. Mostly agree	39.8	38.6	40.9	41.2	33.5	42.6	43.4	38.0	35.9	40.1	38.3	41.2	39.7	42.4	35.7	27.3	
5. Agree	43.2	39.2	46.9	40.1	54.4	36.6	39.4	47.9	46.7	44.1	40.9	42.6	42.5	40.7	48.4	41.3	
<i>Item 6000 Subject F02</i>	<i>N</i>	<i>2498</i>	<i>1153</i>	<i>1243</i>	<i>1626</i>	<i>271</i>	<i>525</i>	<i>606</i>	<i>857</i>	<i>511</i>	<i>1878</i>	<i>459</i>	<i>1195</i>	<i>615</i>	<i>226</i>	<i>349</i>	<i>50</i>
A03C: Since it helps the economy to grow, people should be encouraged to buy more																	
1. Disagree	9.8	8.2	11.5	8.7	14.3	9.7	11.1	9.5	8.8	9.2	10.9	10.0	9.4	9.3	8.3	14.3	
2. Mostly disagree	15.5	12.8	18.2	15.5	12.2	16.9	14.3	15.0	16.2	16.5	12.2	14.6	16.8	12.5	17.9	16.8	
3. Neither	38.8	33.2	43.4	39.0	41.0	37.3	39.1	39.2	39.2	38.5	38.7	39.0	35.5	46.3	38.0	41.2	
4. Mostly agree	24.9	29.0	21.4	26.8	21.6	23.9	25.6	25.3	24.5	25.5	24.9	25.9	26.9	20.5	24.4	14.1	
5. Agree	11.1	16.8	5.5	10.1	11.0	12.2	9.8	11.1	11.3	10.2	13.2	10.5	11.4	11.5	11.4	13.6	
<i>Item 6010 Subject F02</i>	<i>N</i>	<i>2483</i>	<i>1149</i>	<i>1232</i>	<i>1623</i>	<i>268</i>	<i>522</i>	<i>604</i>	<i>850</i>	<i>506</i>	<i>1864</i>	<i>459</i>	<i>1194</i>	<i>607</i>	<i>224</i>	<i>348</i>	<i>47</i>
A03D: There is nothing wrong with advertising that gets people to buy things they don't really need																	
1. Disagree	18.8	16.9	20.9	17.8	21.1	21.4	17.4	18.8	17.6	20.0	15.7	19.7	18.0	19.0	16.0	22.3	
2. Mostly disagree	21.4	19.0	24.5	23.3	15.8	23.6	20.3	20.6	22.1	21.9	21.1	22.6	19.3	21.8	23.5	8.9	
3. Neither	25.6	23.6	26.6	26.9	22.8	21.5	27.0	26.7	26.4	25.3	26.3	26.4	25.7	25.7	23.8	22.9	
4. Mostly agree	19.3	21.5	17.4	19.2	18.9	17.7	22.4	18.8	18.1	18.3	24.1	17.3	22.2	17.5	21.8	19.5	
5. Agree	14.9	19.0	10.6	12.9	21.4	15.8	12.9	15.2	15.8	14.6	12.8	14.0	14.9	16.0	14.8	26.6	
<i>Item 6020 Subject F02</i>	<i>N</i>	<i>2497</i>	<i>1152</i>	<i>1243</i>	<i>1627</i>	<i>270</i>	<i>526</i>	<i>604</i>	<i>854</i>	<i>512</i>	<i>1877</i>	<i>460</i>	<i>1194</i>	<i>615</i>	<i>226</i>	<i>350</i>	<i>50</i>

DESCRIPTIVE RESULTS: 2003

105

QUESTIONNAIRE FORM 2 2003	TOTAL	SEX		RACE		REGION				COLLEGE PLANS?		ILLICIT DRUG USE: LIFETIME				
		M	F	White	Black	NE	NC	S	W	Yes	No	None	Mari- juana Only	Few Pills	More Pills	Any Her- oin
<i>N (Weighted No. of Cases):</i> <i>% of Weighted Total:</i>	2517 100.0	1164 46.3	1246 49.5	1631 64.8	273 10.8	535 21.2	608 24.2	861 34.2	513 20.4	1890 75.1	461 18.3	1200 47.7	624 24.8	226 9.0	350 13.9	50 2.0
A03E: There will probably be more shortages in the future, so Americans will have to learn how to be happy with fewer "things"																
1. Disagree	10.5	12.7	8.5	10.5	13.6	9.2	10.3	11.3	11.0	10.0	12.0	9.8	10.8	9.9	12.5	10.9
2. Mostly disagree	12.7	14.2	11.3	14.0	8.0	13.3	11.5	11.9	14.9	13.3	10.2	12.4	13.7	16.1	9.3	15.8
3. Neither	28.6	27.1	29.3	27.9	28.1	27.8	30.4	28.2	27.8	28.0	30.6	28.8	29.8	26.3	26.9	25.7
4. Mostly agree	27.0	25.4	28.8	26.9	21.3	27.5	29.9	26.5	24.1	28.1	23.6	27.1	27.1	25.7	29.2	16.1
5. Agree	21.1	20.6	22.2	20.7	29.0	22.2	17.9	22.1	22.2	20.6	23.6	21.8	18.6	21.9	22.0	31.5
<i>Item 6030 Subject F02</i>	<i>N</i> 2492	1152	1238	1627	267	524	604	852	512	1873	460	1192	612	226	349	50
A04: The next questions ask for your opinions on the effects of using certain drugs and other substances. How much do you think people risk harming themselves (physically or in other ways), if they . . .																
A04A: Smoke one or more packs of cigarettes per day																
1. No risk	3.1	3.0	2.3	1.3	5.9	2.6	3.8	3.2	2.9	1.8	4.7	3.4	1.8	1.3	2.7	7.3
2. Slight risk	3.0	3.8	2.0	2.8	1.0	4.5	2.3	2.9	2.2	2.6	4.6	1.8	2.6	5.5	4.8	10.0
3. Moderate risk	13.6	16.0	11.6	15.5	7.1	14.6	10.7	16.1	12.0	13.0	16.0	12.6	12.2	11.7	20.4	19.2
4. Great risk	77.6	74.0	81.9	78.9	80.3	75.5	81.0	74.7	80.6	80.1	71.9	79.0	81.1	80.3	71.4	56.6
5. Can't say, drug unfamiliar	2.6	3.2	2.1	1.5	5.6	2.7	2.1	3.1	2.3	2.5	2.8	3.2	2.4	1.2	0.7	6.9
<i>Item 12360 Subject A14a</i>	<i>N</i> 2498	1152	1244	1625	271	526	603	857	512	1877	459	1195	615	226	350	50
A04B: Try marijuana once or twice																
1. No risk	34.1	41.4	27.2	36.8	25.2	40.7	36.2	27.5	35.7	31.2	43.3	16.6	46.6	43.5	57.9	73.3
2. Slight risk	33.0	28.3	37.6	34.8	27.4	32.0	32.8	33.3	33.4	34.8	25.8	35.5	33.9	31.1	29.1	6.0
3. Moderate risk	15.3	14.3	16.4	14.7	17.4	14.2	14.8	16.0	15.7	16.4	12.2	21.3	10.3	13.8	5.3	13.0
4. Great risk	13.7	10.9	16.3	10.8	24.5	10.9	11.5	18.0	12.1	14.3	13.2	20.5	7.5	9.8	6.2	1.3
5. Can't say, drug unfamiliar	4.0	5.1	2.6	2.9	5.4	2.1	4.7	5.2	3.0	3.4	5.5	6.2	1.6	1.8	1.4	6.4
<i>Item 12370 Subject A14a</i>	<i>N</i> 2494	1151	1240	1623	269	526	600	856	512	1871	461	1193	615	224	349	49
A04C: Smoke marijuana occasionally																
1. No risk	14.3	18.3	9.6	14.4	13.3	17.1	13.7	13.4	13.4	12.2	18.9	5.9	14.0	19.9	32.0	44.4
2. Slight risk	24.8	27.5	23.1	28.2	18.9	28.4	25.9	21.6	25.1	25.0	24.9	14.8	36.0	26.3	37.6	32.8
3. Moderate risk	33.0	30.6	35.6	35.3	22.2	33.3	33.4	30.0	37.6	34.1	29.2	37.3	33.4	34.6	21.8	14.0
4. Great risk	23.7	18.1	29.2	19.0	39.3	18.5	21.8	29.9	21.1	25.0	22.2	35.5	15.0	17.3	7.0	2.5
5. Can't say, drug unfamiliar	4.2	5.5	2.6	3.2	6.2	2.7	5.3	5.0	2.8	3.7	4.6	6.5	1.5	2.0	1.5	6.3
<i>Item 12380 Subject A14a</i>	<i>N</i> 2486	1145	1241	1618	269	520	602	855	508	1867	459	1189	612	226	350	50
A04D: Smoke marijuana regularly																
1. No risk	7.5	9.6	4.7	5.9	9.6	7.4	6.4	8.0	7.8	5.3	11.9	3.5	6.2	7.6	16.4	30.0
2. Slight risk	9.9	12.8	7.0	10.7	7.5	13.2	7.2	9.9	9.6	9.5	10.6	2.8	14.8	13.5	20.6	25.4
3. Moderate risk	20.4	23.2	18.6	23.4	14.9	20.8	24.4	16.8	21.3	20.0	24.1	13.3	25.1	26.7	33.5	23.9
4. Great risk	57.9	49.1	66.8	56.8	62.1	55.3	56.5	60.2	58.2	61.2	48.6	73.7	52.4	49.5	28.1	9.1
5. Can't say, drug unfamiliar	4.4	5.4	2.9	3.1	5.8	3.4	5.4	5.1	3.0	4.0	4.8	6.6	1.5	2.7	1.4	11.5
<i>Item 12390 Subject A14a</i>	<i>N</i> 2482	1148	1234	1615	270	521	600	855	507	1864	458	1189	611	226	348	49
A04E: Try one or two drinks of an alcoholic beverage (beer, wine, liquor)																
1. No risk	44.0	50.3	38.5	49.3	22.4	50.5	47.1	38.6	42.9	42.9	48.8	32.9	51.7	50.8	61.6	65.1
2. Slight risk	33.4	30.0	36.5	33.5	36.1	33.9	33.0	33.3	33.7	34.6	29.0	35.8	33.4	32.4	27.8	16.4
3. Moderate risk	13.1	10.9	15.2	10.9	20.4	10.3	10.6	15.8	14.4	13.6	11.1	17.1	10.2	12.8	5.9	6.2
4. Great risk	7.2	5.8	8.7	4.9	17.5	4.6	7.1	9.1	7.0	7.3	7.3	10.8	4.3	3.4	3.5	6.0
5. Can't say, drug unfamiliar	2.2	3.0	1.2	1.4	3.6	0.8	2.2	3.3	2.0	1.7	3.8	3.5	0.4	0.6	1.2	6.3
<i>Item 12510 Subject A14a</i>	<i>N</i> 2493	1149	1241	1623	269	524	603	855	512	1873	459	1194	612	226	348	50
A04F: Take one or two drinks nearly every day																
1. No risk	10.4	14.7	5.7	10.5	7.1	10.9	11.0	11.1	8.2	8.4	14.4	6.7	9.6	13.0	17.3	32.9
2. Slight risk	22.7	27.3	18.8	25.4	16.4	28.4	19.5	21.0	23.7	21.2	29.5	20.5	24.7	23.2	27.4	21.9
3. Moderate risk	35.8	32.7	39.0	38.0	27.2	36.7	38.5	35.1	32.9	37.8	30.2	35.2	37.0	41.1	35.5	30.9
4. Great risk	28.8	22.5	35.2	24.7	44.8	22.3	28.9	30.0	33.5	30.7	23.1	34.4	27.7	22.7	18.7	7.9
5. Can't say, drug unfamiliar	2.2	2.8	1.3	1.4	4.6	1.7	2.0	2.9	1.7	1.9	2.8	3.2	1.0	-	1.0	6.3
<i>Item 12520 Subject A14a</i>	<i>N</i> 2496	1152	1242	1626	270	525	603	856	511	1874	461	1195	614	226	349	50

QUESTIONNAIRE FORM 2 2003	TOTAL	SEX		RACE		REGION				COLLEGE PLANS?		ILLICIT DRUG USE: LIFETIME					
		M	F	White	Black	NE	NC	S	W	Yes	No	None	Mari- juana Only	Few Pills	More Pills	Any Her- oin	
<i>N (Weighted No. of Cases):</i>	2517	1164	1246	1631	273	535	608	861	513	1890	461	1200	624	226	350	50	
<i>% of Weighted Total:</i>	100.0	46.3	49.5	64.8	10.8	21.2	24.2	34.2	20.4	75.1	18.3	47.7	24.8	9.0	13.9	2.0	
A04G: Take four or five drinks nearly every day																	
1. No risk	4.7	6.0	2.4	3.0	5.9	4.1	4.7	5.1	4.6	3.0	7.4	3.4	4.3	2.6	6.4	13.6	
2. Slight risk	6.3	9.6	3.4	7.8	1.7	7.1	7.1	6.6	4.1	5.7	8.0	3.9	5.5	8.0	14.4	12.2	
3. Moderate risk	17.8	21.9	13.9	20.5	7.2	20.6	15.0	16.2	21.0	16.4	24.0	15.1	19.9	19.6	23.6	20.0	
4. Great risk	68.6	59.2	78.5	67.1	80.5	65.9	71.2	69.0	67.4	72.7	56.7	74.4	68.3	68.8	54.5	42.9	
5. Can't say, drug unfamiliar	2.6	3.2	1.8	1.5	4.8	2.3	2.1	3.1	2.9	2.2	3.8	3.2	2.0	1.0	1.1	11.3	
<i>Item 12530 Subject A14a</i>	<i>N</i>	<i>2493</i>	<i>1152</i>	<i>1238</i>	<i>1624</i>	<i>269</i>	<i>525</i>	<i>602</i>	<i>852</i>	<i>512</i>	<i>1870</i>	<i>461</i>	<i>1191</i>	<i>612</i>	<i>226</i>	<i>350</i>	<i>50</i>
A04H: Have five or more drinks once or twice each weekend																	
1. No risk	7.9	10.8	4.3	7.3	6.3	8.4	9.3	7.4	6.4	5.7	13.0	4.5	8.8	9.9	10.9	19.2	
2. Slight risk	14.1	16.6	11.9	16.0	10.4	15.7	13.5	13.6	14.2	13.4	16.0	8.6	15.7	16.6	27.0	30.6	
3. Moderate risk	28.0	27.5	28.9	29.9	21.8	29.4	31.4	25.3	27.0	29.1	26.2	24.3	29.7	35.1	33.7	27.6	
4. Great risk	47.3	41.7	53.2	45.2	57.3	45.4	43.7	49.7	49.4	49.5	40.6	58.7	44.4	37.2	27.4	16.3	
5. Can't say, drug unfamiliar	2.7	3.4	1.7	1.7	4.1	1.1	2.1	4.0	3.0	2.2	4.2	3.9	1.4	1.2	0.9	6.3	
<i>Item 12540 Subject A14a</i>	<i>N</i>	<i>2498</i>	<i>1152</i>	<i>1243</i>	<i>1626</i>	<i>271</i>	<i>525</i>	<i>604</i>	<i>856</i>	<i>512</i>	<i>1875</i>	<i>461</i>	<i>1195</i>	<i>614</i>	<i>226</i>	<i>350</i>	<i>50</i>
A05: Do you think that you would prefer having a mate for most of your life, or would you prefer not having a mate?																	
5. Definitely prefer to have a mate	63.8	58.8	69.0	68.4	55.2	59.1	65.0	68.4	59.6	64.5	63.7	66.1	62.2	67.6	58.5	64.2	
4. Probably prefer to have a mate	21.5	24.5	18.8	19.5	25.0	25.6	19.5	18.8	24.0	21.7	19.6	19.8	23.9	20.1	24.6	10.5	
3. Not sure	12.0	14.1	9.6	10.3	14.7	13.3	11.6	10.5	13.4	11.3	12.9	11.6	11.6	7.4	14.3	23.4	
2. Probably prefer not to have a mate	1.7	1.2	1.9	1.0	3.0	1.4	2.2	1.4	1.7	1.7	1.7	1.9	1.3	2.0	1.3	-	
1. Definitely prefer not to have a mate	1.1	1.3	0.7	0.8	2.1	0.5	1.6	0.9	1.2	0.8	2.0	0.6	1.0	3.0	1.3	1.9	
<i>Item 6120 Subject D01</i>	<i>N</i>	<i>2488</i>	<i>1160</i>	<i>1235</i>	<i>1621</i>	<i>272</i>	<i>526</i>	<i>602</i>	<i>855</i>	<i>505</i>	<i>1878</i>	<i>460</i>	<i>1195</i>	<i>621</i>	<i>225</i>	<i>347</i>	<i>50</i>
A06: Which do you think you are most likely to choose in the long run?																	
3. Getting married	79.3	75.8	83.2	83.0	71.7	78.8	79.6	79.1	79.9	81.7	72.0	80.7	81.9	78.3	74.6	61.3	
2. I have no idea	17.2	21.0	13.0	14.7	23.5	17.6	16.6	17.5	16.9	15.2	23.1	16.4	15.3	17.1	20.8	25.7	
1. Not getting married	2.8	2.5	3.1	1.9	4.5	2.4	3.1	3.0	2.7	2.6	3.5	2.4	2.4	4.0	4.1	4.8	
8. Am already married	0.7	0.7	0.7	0.4	0.3	1.2	0.8	0.4	0.5	0.5	1.4	0.5	0.4	0.6	0.6	8.3	
<i>Item 6130 Subject D01</i>	<i>N</i>	<i>2448</i>	<i>1138</i>	<i>1213</i>	<i>1599</i>	<i>267</i>	<i>523</i>	<i>584</i>	<i>847</i>	<i>494</i>	<i>1852</i>	<i>442</i>	<i>1169</i>	<i>613</i>	<i>221</i>	<i>339</i>	<i>49</i>
A07: If you did get married (or are married) . . .																	
A07A: How likely do you think it is that you would stay married to the same person for life?																	
5. Very likely	57.7	55.9	59.5	59.8	51.1	52.2	59.5	60.0	57.2	59.9	50.4	64.3	53.5	57.3	45.4	49.6	
4. Fairly likely	26.8	28.1	26.1	28.6	22.2	31.6	26.4	24.6	26.0	27.1	26.4	23.1	28.2	28.7	38.2	21.3	
3. Uncertain	12.6	12.6	12.2	9.6	22.3	12.7	12.1	12.7	13.2	10.9	18.7	10.9	15.7	11.0	11.1	18.1	
2. Fairly unlikely	1.7	1.9	1.5	1.2	2.6	1.6	1.0	1.9	2.0	1.2	2.7	1.1	1.8	1.5	3.3	2.0	
1. Very unlikely	1.2	1.6	0.8	0.7	1.6	1.9	1.1	0.7	1.5	1.0	1.8	0.6	0.7	1.5	2.1	9.0	
<i>Item 6140 Subject D01</i>	<i>N</i>	<i>2366</i>	<i>1097</i>	<i>1175</i>	<i>1543</i>	<i>266</i>	<i>496</i>	<i>569</i>	<i>829</i>	<i>471</i>	<i>1781</i>	<i>438</i>	<i>1138</i>	<i>593</i>	<i>212</i>	<i>320</i>	<i>49</i>
A07B: How likely is it that you would want to have children?																	
5. Very likely	59.9	58.4	61.0	61.1	51.9	57.7	61.6	59.4	61.0	61.2	53.7	60.9	62.1	58.5	53.8	46.2	
4. Fairly likely	19.6	22.6	16.9	19.7	24.2	21.7	20.4	17.3	20.7	19.9	19.0	20.0	19.9	20.8	20.2	9.0	
3. Uncertain	10.8	11.3	10.4	10.7	8.6	11.9	9.0	11.7	10.3	10.2	13.0	11.5	9.6	9.3	10.8	22.2	
2. Fairly unlikely	2.8	2.5	3.0	2.7	3.5	2.1	2.5	3.7	2.5	2.7	3.2	2.1	2.2	3.5	4.3	9.0	
1. Very unlikely	4.4	3.5	5.5	4.1	7.5	4.6	4.2	4.8	4.0	4.1	6.1	4.1	4.1	5.2	6.0	3.9	
8. Already have child(ren)	2.4	1.7	3.2	1.7	4.4	2.1	2.3	3.1	1.6	1.8	5.0	1.5	2.1	2.7	4.9	9.7	
<i>Item 6150 Subject D02</i>	<i>N</i>	<i>2382</i>	<i>1111</i>	<i>1178</i>	<i>1556</i>	<i>266</i>	<i>501</i>	<i>572</i>	<i>829</i>	<i>479</i>	<i>1792</i>	<i>442</i>	<i>1140</i>	<i>598</i>	<i>214</i>	<i>330</i>	<i>48</i>
The questions in the next column ask you to imagine different kinds of married life that you might have. We want you to think about different ways you might share responsibilities for working, taking care of the home, and taking care of the children. Please indicate how acceptable for you each of the different arrangements would be.																	

QUESTIONNAIRE FORM 2 2003	TOTAL	SEX		RACE		REGION				COLLEGE PLANS?		ILLICIT DRUG USE: LIFETIME				
		M	F	White	Black	NE	NC	S	W	Yes	No	None	Mari- juana Only	Few Pills	More Pills	Any Her- oin
<i>N (Weighted No. of Cases):</i>	2517	1164	1246	1631	273	535	608	861	513	1890	461	1200	624	226	350	50
<i>% of Weighted Total:</i>	100.0	46.3	49.5	64.8	10.8	21.2	24.2	34.2	20.4	75.1	18.3	47.7	24.8	9.0	13.9	2.0
A08: Imagine you are married and have no children.																
How would you feel about each of the following work arrangements?																
A08A: Husband works full-time, wife doesn't work																
1. Not at all acceptable	32.5	23.2	40.6	28.5	45.6	32.0	32.1	35.0	29.0	33.2	27.8	33.4	32.5	34.2	28.3	33.8
2. Somewhat acceptable	36.7	36.0	37.7	37.7	34.5	38.3	39.6	32.7	38.6	36.1	39.5	35.7	37.6	36.8	39.6	27.0
3. Acceptable	25.1	32.9	18.3	28.3	12.2	26.5	23.2	25.7	25.0	25.3	26.7	24.5	25.5	25.2	25.5	28.4
4. Desirable	5.7	7.9	3.4	5.5	7.8	3.2	5.1	6.6	7.5	5.5	6.0	6.4	4.3	3.7	6.6	10.8
<i>Item 6160 Subject C05, D04</i>	<i>N</i> 2480	1155	1227	1612	269	528	600	850	501	1870	455	1188	616	225	346	49
A08B: Husband works full-time, wife works about half-time																
1. Not at all acceptable	5.8	4.0	7.4	4.8	10.0	5.9	5.6	6.9	3.8	6.1	5.1	6.4	5.9	3.3	4.5	5.8
2. Somewhat acceptable	27.6	21.6	33.1	25.7	32.7	30.8	28.4	24.2	29.2	27.9	25.0	28.0	27.0	31.3	23.9	34.1
3. Acceptable	56.3	61.1	51.9	58.9	47.1	55.2	56.6	58.8	52.9	56.0	58.8	55.5	56.0	55.1	61.3	54.8
4. Desirable	10.3	13.2	7.6	10.6	10.2	8.1	9.4	10.1	14.1	10.0	11.2	10.1	11.1	10.2	10.3	5.4
<i>Item 6170 Subject C05, D04</i>	<i>N</i> 2465	1141	1228	1609	267	515	600	848	502	1857	455	1188	607	223	346	47
A08C: Both work full-time																
1. Not at all acceptable	7.0	8.5	5.6	5.7	7.9	7.5	4.4	8.4	7.5	6.4	9.3	6.1	7.6	6.6	9.0	11.8
2. Somewhat acceptable	13.8	17.4	10.2	12.9	13.6	12.2	12.5	14.7	15.7	13.5	14.6	14.2	13.8	11.9	12.7	18.9
3. Acceptable	53.0	49.7	56.5	54.3	54.1	48.9	57.0	52.2	53.5	53.5	52.4	52.8	51.1	57.6	53.8	49.2
4. Desirable	26.2	24.4	27.7	27.0	24.5	31.4	26.0	24.8	23.3	26.5	23.7	26.8	27.5	23.8	24.5	20.1
<i>Item 6180 Subject C05, D04</i>	<i>N</i> 2454	1128	1232	1603	268	517	600	845	493	1851	452	1178	608	221	344	49
A08D: Both work about half-time																
1. Not at all acceptable	25.2	28.6	22.0	23.6	38.2	25.7	21.4	29.6	22.0	24.7	26.1	24.7	25.8	24.6	25.1	30.0
2. Somewhat acceptable	35.2	35.0	36.1	36.3	28.3	34.6	34.8	38.1	31.7	35.0	38.0	36.6	32.6	35.1	35.8	36.7
3. Acceptable	28.6	26.5	30.6	29.8	23.8	27.6	34.1	23.4	32.0	28.8	27.9	28.8	30.3	28.3	25.9	28.9
4. Desirable	10.9	10.0	11.2	10.4	9.6	12.1	9.7	8.9	14.3	11.5	8.0	9.9	11.3	12.1	13.2	4.4
<i>Item 6190 Subject C05, D04</i>	<i>N</i> 2438	1130	1213	1598	256	511	593	836	498	1839	448	1173	600	223	341	49
A08E: Husband works about half-time, wife works full-time																
1. Not at all acceptable	33.0	37.9	28.6	26.9	53.3	29.1	28.2	41.6	28.2	31.7	39.7	33.8	32.3	29.6	31.6	37.9
2. Somewhat acceptable	36.9	33.2	40.2	39.9	26.4	41.5	36.2	34.3	37.2	37.5	34.0	35.1	38.8	43.8	35.3	35.1
3. Acceptable	25.9	23.2	28.4	30.2	15.2	25.4	31.9	19.7	29.5	27.3	20.6	27.4	24.2	23.0	27.3	24.0
4. Desirable	4.3	5.7	2.7	3.0	5.1	4.0	3.7	4.4	5.1	3.6	5.8	3.7	4.6	3.7	5.9	3.0
<i>Item 6200 Subject C05, D04</i>	<i>N</i> 2471	1149	1226	1611	266	525	600	845	501	1865	454	1185	614	224	346	48
A08F: Husband doesn't work, wife works full-time																
1. Not at all acceptable	70.7	69.3	72.6	67.0	85.4	66.9	66.1	78.6	67.1	70.3	74.2	71.4	72.8	73.2	65.7	57.6
2. Somewhat acceptable	15.7	13.8	17.7	19.1	6.5	15.7	21.1	12.0	15.2	17.4	10.7	17.3	13.4	14.0	16.6	11.6
3. Acceptable	8.8	10.3	7.5	10.3	2.6	11.4	8.4	5.0	12.8	8.6	9.2	8.3	9.0	7.9	11.7	8.3
4. Desirable	4.8	6.6	2.3	3.6	5.6	6.0	4.4	4.4	4.8	3.8	5.9	3.0	4.9	4.9	6.0	22.6
<i>Item 6210 Subject C05, D04</i>	<i>N</i> 2463	1144	1224	1609	266	520	599	842	502	1857	454	1183	609	224	346	49
A09: Imagine you are married and have one or more pre-school children. How would you feel about each of the following working arrangements?																
A09A: Husband works full-time, wife doesn't work																
1. Not at all acceptable	15.4	12.8	17.6	11.7	27.0	18.5	14.5	14.9	13.8	14.3	17.3	15.2	17.0	14.4	13.7	11.3
2. Somewhat acceptable	23.8	20.6	26.1	21.1	30.9	24.4	22.0	24.4	24.0	23.9	21.5	24.0	22.6	24.0	22.5	25.6
3. Acceptable	38.9	39.6	38.7	42.8	29.5	37.7	45.4	35.4	38.4	39.4	39.1	38.4	38.6	38.1	42.9	40.7
4. Desirable	22.0	26.9	17.6	24.5	12.6	19.5	18.1	25.3	23.8	22.3	22.1	22.4	21.8	23.5	21.0	22.4
<i>Item 6220 Subject C05, D04</i>	<i>N</i> 2471	1150	1225	1611	266	528	600	847	495	1862	455	1187	615	225	345	45

QUESTIONNAIRE FORM 2 2003	TOTAL	SEX		RACE		REGION				COLLEGE PLANS?		ILLICIT DRUG USE: LIFETIME				
		M	F	White	Black	NE	NC	S	W	Yes	No	None	Mari- juana Only	Few Pills	More Pills	Any Her- oin
<i>N (Weighted No. of Cases):</i>	2517	1164	1246	1631	273	535	608	861	513	1890	461	1200	624	226	350	50
<i>% of Weighted Total:</i>	100.0	46.3	49.5	64.8	10.8	21.2	24.2	34.2	20.4	75.1	18.3	47.7	24.8	9.0	13.9	2.0
A09B: Husband works full-time, wife works about half-time																
1. Not at all acceptable	5.3	7.0	3.9	4.6	7.6	4.2	4.4	6.0	6.4	4.8	6.8	5.7	4.4	4.4	5.1	12.0
2. Somewhat acceptable	24.4	26.0	22.7	22.4	27.6	27.8	22.6	23.5	24.7	23.8	24.6	23.5	29.0	20.4	20.5	22.5
3. Acceptable	57.2	55.2	59.3	59.9	53.5	55.6	62.6	55.6	55.3	57.9	57.4	57.0	54.8	60.1	62.5	52.1
4. Desirable	13.0	11.8	14.2	13.1	11.3	12.4	10.4	14.9	13.7	13.5	11.2	13.7	11.8	15.1	11.8	13.4
<i>Item 6230 Subject C05, D04</i>	<i>N</i> 2472	1146	1229	1610	266	527	600	846	499	1863	456	1188	616	223	346	44
A09C: Both work full-time																
1. Not at all acceptable	37.5	41.9	33.4	37.1	34.0	37.3	32.2	38.1	43.3	39.0	32.8	40.5	35.1	34.9	34.1	43.8
2. Somewhat acceptable	25.2	24.5	26.0	26.1	19.0	22.4	24.3	28.1	24.1	24.5	27.0	23.8	26.6	26.7	26.9	20.9
3. Acceptable	26.5	24.2	28.8	26.0	33.6	26.2	32.8	24.1	23.3	26.4	27.5	24.9	28.4	29.6	24.8	31.5
4. Desirable	10.8	9.5	11.7	10.8	13.4	14.1	10.6	9.8	9.3	10.1	12.8	10.7	9.9	8.9	14.3	3.8
<i>Item 6240 Subject C05, D04</i>	<i>N</i> 2456	1135	1226	1604	263	518	596	846	496	1851	452	1182	609	222	344	46
A09D: Both work about half-time																
1. Not at all acceptable	25.1	27.7	22.8	22.1	35.9	24.4	22.2	29.0	22.8	23.7	29.5	25.7	22.6	24.1	28.6	14.3
2. Somewhat acceptable	36.4	37.1	36.8	39.3	28.6	37.5	34.2	37.8	35.8	37.5	32.0	36.0	38.7	37.8	32.8	46.6
3. Acceptable	31.4	29.6	32.5	32.6	28.5	31.5	35.7	26.8	33.9	31.7	33.2	31.6	31.5	30.7	32.1	30.7
4. Desirable	7.0	5.6	7.9	5.9	7.0	6.6	7.9	6.5	7.5	7.1	5.3	6.7	7.1	7.5	6.5	8.4
<i>Item 6250 Subject C05, D04</i>	<i>N</i> 2454	1135	1224	1605	261	519	598	842	494	1850	453	1178	609	224	344	45
A09E: Husband works about half-time, wife works full-time																
1. Not at all acceptable	35.1	40.6	30.2	30.4	47.8	28.4	27.5	44.6	34.9	33.6	42.1	36.6	31.1	33.2	39.8	28.2
2. Somewhat acceptable	34.5	32.3	36.2	36.0	28.0	36.2	35.5	32.4	35.2	35.1	31.1	33.2	37.8	39.1	30.0	36.0
3. Acceptable	26.6	23.7	29.8	30.5	19.9	31.4	34.0	18.9	25.6	28.1	22.8	26.8	27.2	24.4	27.3	27.5
4. Desirable	3.9	3.3	3.8	3.1	4.3	4.0	3.0	4.1	4.3	3.2	4.1	3.4	3.9	3.3	3.0	8.3
<i>Item 6260 Subject C05, D04</i>	<i>N</i> 2464	1141	1227	1611	263	520	600	846	498	1856	455	1185	609	225	346	45
A09F: Husband doesn't work, wife works full-time																
1. Not at all acceptable	56.2	57.7	54.5	50.4	74.9	51.5	51.5	65.2	51.4	54.3	63.1	55.5	58.0	57.6	57.2	42.5
2. Somewhat acceptable	18.6	16.7	20.4	20.8	11.3	19.7	20.6	16.3	18.7	19.7	16.1	19.2	17.2	18.3	17.6	20.6
3. Acceptable	19.6	19.4	20.5	23.7	9.0	22.0	22.6	14.2	22.9	20.8	16.7	20.1	18.9	19.2	20.0	24.3
4. Desirable	5.6	6.1	4.7	5.0	4.9	6.8	5.3	4.4	7.0	5.2	4.2	5.2	5.9	4.9	5.2	12.5
<i>Item 6270 Subject C05, D04</i>	<i>N</i> 2460	1138	1227	1609	263	521	600	843	496	1856	451	1185	609	223	346	43
A10: Imagine you are married and have one or more pre-school children. Imagine also that the husband is working full-time and the wife does not have a job outside the home.																
How would you feel about each of these arrangements for the day-to-day care of the child(ren)?																
A10A: Wife does all child care																
1. Not at all acceptable	32.0	26.9	37.0	31.5	35.9	31.4	31.8	33.8	29.9	33.4	27.4	35.5	32.4	31.4	22.8	15.4
2. Somewhat acceptable	26.6	25.4	27.6	25.6	27.4	29.3	22.9	27.5	26.8	26.0	29.0	26.0	24.8	28.3	30.4	26.0
3. Acceptable	29.7	31.3	28.1	30.7	26.4	24.7	35.5	27.3	32.2	29.1	31.8	27.8	28.3	32.9	34.8	38.7
4. Desirable	11.7	16.4	7.3	12.1	10.3	14.6	9.8	11.5	11.2	11.5	11.8	10.7	14.6	7.4	12.0	19.8
<i>Item 6280 Subject D04</i>	<i>N</i> 2473	1148	1230	1606	270	528	600	847	498	1868	451	1184	618	224	344	49
A10B: Wife does most of it																
1. Not at all acceptable	11.3	10.9	11.8	7.9	18.4	10.7	11.1	12.2	10.6	10.2	14.0	11.3	10.0	14.1	9.6	17.4
2. Somewhat acceptable	32.4	29.7	34.0	30.5	36.4	32.9	30.6	32.4	34.2	31.5	35.7	31.9	34.5	29.1	31.7	23.7
3. Acceptable	43.2	43.5	43.7	46.8	36.8	42.6	46.7	42.8	40.5	45.0	39.2	42.9	44.9	42.7	44.1	51.0
4. Desirable	13.0	16.0	10.4	14.8	8.4	13.7	11.5	12.6	14.8	13.3	11.2	13.9	10.5	14.1	14.7	7.9
<i>Item 6290 Subject D04</i>	<i>N</i> 2469	1148	1225	1607	267	524	598	848	499	1864	453	1183	613	225	345	49

QUESTIONNAIRE FORM 2 2003	TOTAL	SEX		RACE		REGION				COLLEGE PLANS?		ILLICIT DRUG USE: LIFETIME					
		M	F	White	Black	NE	NC	S	W	Yes	No	None	Mari- juana Only	Few Pills	More Pills	Any Her- oin	
<i>N (Weighted No. of Cases):</i>	2517	1164	1246	1631	273	535	608	861	513	1890	461	1200	624	226	350	50	
<i>% of Weighted Total:</i>	100.0	46.3	49.5	64.8	10.8	21.2	24.2	34.2	20.4	75.1	18.3	47.7	24.8	9.0	13.9	2.0	
A10C: Both do it equally																	
1. Not at all acceptable	3.5	4.3	2.7	3.1	3.4	5.5	2.7	3.2	2.7	3.4	3.8	2.6	4.1	3.7	3.8	10.3	
2. Somewhat acceptable	12.5	14.1	10.7	12.8	10.1	14.0	10.7	13.3	11.8	12.9	9.3	12.8	12.9	13.5	10.5	9.9	
3. Acceptable	41.0	44.0	37.8	40.1	48.3	41.0	42.9	40.1	40.2	39.7	46.3	39.7	42.6	39.3	43.0	36.1	
4. Desirable	43.0	37.6	48.9	44.0	38.1	39.5	43.6	43.4	45.3	44.0	40.6	45.0	40.3	43.4	42.7	43.7	
<i>Item 6300 Subject D04</i>	<i>N</i>	<i>2468</i>	<i>1142</i>	<i>1230</i>	<i>1605</i>	<i>267</i>	<i>526</i>	<i>600</i>	<i>845</i>	<i>497</i>	<i>1866</i>	<i>450</i>	<i>1179</i>	<i>616</i>	<i>224</i>	<i>344</i>	<i>50</i>
A10D: Husband does most of it																	
1. Not at all acceptable	36.8	35.6	38.1	34.7	38.5	35.5	37.1	38.8	34.2	37.2	34.0	38.0	34.9	34.5	39.0	31.4	
2. Somewhat acceptable	42.4	42.4	42.1	44.2	39.8	42.5	42.0	40.8	45.3	42.3	45.2	41.8	43.1	45.5	41.1	38.1	
3. Acceptable	17.6	18.6	16.9	19.2	15.0	18.6	18.3	16.8	17.2	18.0	16.9	17.5	17.8	19.0	15.7	28.9	
4. Desirable	3.2	3.4	3.0	1.9	6.7	3.4	2.6	3.5	3.3	2.5	3.9	2.7	4.2	1.0	4.2	1.6	
<i>Item 6310 Subject D04</i>	<i>N</i>	<i>2464</i>	<i>1143</i>	<i>1226</i>	<i>1602</i>	<i>266</i>	<i>525</i>	<i>599</i>	<i>844</i>	<i>496</i>	<i>1863</i>	<i>449</i>	<i>1177</i>	<i>615</i>	<i>224</i>	<i>344</i>	<i>49</i>
A10E: Husband does all of it																	
1. Not at all acceptable	73.9	71.5	77.1	74.7	75.1	73.2	76.0	74.5	70.9	75.8	68.0	75.1	72.8	78.2	72.2	65.3	
2. Somewhat acceptable	16.8	18.7	15.0	16.8	13.7	18.3	12.9	17.2	19.4	16.3	19.6	16.6	17.9	16.7	16.9	14.9	
3. Acceptable	6.4	7.2	5.5	6.6	5.0	4.5	9.0	5.1	7.7	5.9	8.5	5.7	7.4	3.5	7.4	13.8	
4. Desirable	2.9	2.6	2.5	1.8	6.1	4.1	2.1	3.2	2.1	2.0	3.9	2.7	1.9	1.5	3.5	6.1	
<i>Item 6320 Subject D04</i>	<i>N</i>	<i>2464</i>	<i>1143</i>	<i>1225</i>	<i>1602</i>	<i>266</i>	<i>524</i>	<i>599</i>	<i>845</i>	<i>496</i>	<i>1863</i>	<i>449</i>	<i>1178</i>	<i>614</i>	<i>224</i>	<i>344</i>	<i>49</i>
The next section of this questionnaire is about government and public affairs.																	
A11: Some people think about what's going on in government very often, and others are not that interested. How much of an interest do you take in government and current events?																	
1. No interest at all	6.4	6.5	6.0	5.1	7.1	6.3	6.8	6.5	5.6	5.2	9.8	6.2	5.5	5.1	7.9	17.4	
2. Very little interest	16.7	13.5	19.5	15.7	18.7	16.6	17.8	15.4	17.5	15.1	23.4	16.5	16.7	14.3	17.8	17.8	
3. Some interest	42.7	39.9	46.0	41.9	47.5	41.9	44.1	42.8	41.9	42.5	42.2	42.6	45.0	44.0	39.4	34.1	
4. A lot of interest	23.6	26.0	21.3	25.2	18.8	24.3	21.8	24.1	24.2	25.6	17.3	24.1	23.9	22.6	24.3	13.1	
5. A very great interest	10.6	14.1	7.3	12.1	8.0	10.9	9.5	11.2	10.8	11.5	7.4	10.6	9.0	14.0	10.5	17.6	
<i>Item 6330 Subject H01, Q08</i>	<i>N</i>	<i>2484</i>	<i>1161</i>	<i>1233</i>	<i>1621</i>	<i>272</i>	<i>524</i>	<i>602</i>	<i>852</i>	<i>505</i>	<i>1879</i>	<i>459</i>	<i>1195</i>	<i>621</i>	<i>223</i>	<i>346</i>	<i>50</i>
A12: Do you think some of the people running the government are crooked or dishonest?																	
1. Most of them are crooked or dishonest	17.9	19.0	16.9	15.1	29.3	20.6	15.9	19.0	15.4	17.5	19.8	16.2	19.3	16.5	19.3	34.0	
2. Quite a few are	33.4	34.9	32.5	32.8	31.5	31.4	32.6	32.1	38.5	33.0	36.0	31.3	35.0	35.4	38.1	29.1	
3. Some are	44.2	40.2	47.2	47.5	36.6	44.2	46.6	44.4	40.8	45.1	39.0	47.0	41.5	44.6	40.0	33.8	
4. Hardly any are	3.7	4.6	2.9	4.1	1.7	2.0	4.3	3.5	5.2	3.6	4.6	4.9	2.4	3.1	2.1	3.1	
5. None at all are crooked or dishonest	0.8	1.3	0.4	0.5	0.8	1.7	0.5	0.9	0.1	0.8	0.6	0.6	1.7	0.4	0.5	-	
<i>Item 6340 Subject H04, K01</i>	<i>N</i>	<i>2483</i>	<i>1159</i>	<i>1228</i>	<i>1621</i>	<i>269</i>	<i>530</i>	<i>601</i>	<i>849</i>	<i>503</i>	<i>1873</i>	<i>458</i>	<i>1194</i>	<i>619</i>	<i>222</i>	<i>345</i>	<i>50</i>
A13: Do you think the government wastes much of the money we pay in taxes?																	
1. Nearly all tax money is wasted	10.4	11.2	9.6	9.1	15.0	11.6	9.0	9.6	11.9	8.3	16.9	9.0	8.7	7.7	15.8	33.0	
2. A lot of tax money is wasted	41.4	41.8	42.0	41.8	42.6	43.8	38.8	40.3	43.9	41.5	43.0	40.2	40.2	47.5	47.0	26.3	
3. Some tax money is wasted	38.3	35.6	40.0	38.8	32.6	36.0	42.7	39.1	34.2	40.2	30.6	39.6	42.2	34.3	32.5	27.0	
4. A little tax money wasted	8.6	9.9	7.4	9.2	8.4	7.2	8.9	9.2	8.6	9.2	6.6	9.6	8.0	8.6	4.4	13.7	
5. No tax money is wasted	1.3	1.5	1.0	1.1	1.5	1.3	0.6	1.8	1.4	0.8	2.9	1.6	0.9	1.9	0.2	-	
<i>Item 6350 Subject H04, K01</i>	<i>N</i>	<i>2474</i>	<i>1159</i>	<i>1229</i>	<i>1618</i>	<i>271</i>	<i>521</i>	<i>600</i>	<i>848</i>	<i>505</i>	<i>1873</i>	<i>455</i>	<i>1188</i>	<i>619</i>	<i>224</i>	<i>347</i>	<i>50</i>
A14: How much of the time do you think you can trust the government in Washington to do what is right?																	
1. Almost always	8.8	10.9	6.8	9.8	4.2	7.6	8.4	10.2	8.0	8.9	7.4	9.4	9.0	6.2	6.9	18.9	
2. Often	37.6	39.5	36.2	43.4	18.3	36.6	35.8	39.5	37.7	39.0	34.1	38.7	38.9	43.2	31.5	14.1	
3. Sometimes	38.1	34.3	41.3	35.6	44.9	39.7	41.1	34.5	38.7	38.0	39.0	38.2	38.0	37.1	41.0	24.5	
4. Seldom	12.0	11.3	12.7	8.9	27.2	12.4	11.5	12.7	11.0	11.3	14.1	10.5	10.3	11.5	17.7	26.7	
5. Never	3.5	4.0	3.0	2.3	5.4	3.7	3.2	3.1	4.5	2.8	5.5	3.1	3.8	1.9	2.9	15.7	
<i>Item 6360 Subject H04, K01</i>	<i>N</i>	<i>2479</i>	<i>1161</i>	<i>1233</i>	<i>1619</i>	<i>272</i>	<i>524</i>	<i>601</i>	<i>851</i>	<i>504</i>	<i>1878</i>	<i>455</i>	<i>1192</i>	<i>619</i>	<i>224</i>	<i>347</i>	<i>50</i>

QUESTIONNAIRE FORM 2 2003	TOTAL	SEX		RACE		REGION				COLLEGE PLANS?		ILLICIT DRUG USE: LIFETIME				
		M	F	White	Black	NE	NC	S	W	Yes	No	None	Mari- juana Only	Few Pills	More Pills	Any Her- oin
<i>N (Weighted No. of Cases):</i> <i>% of Weighted Total:</i>	2517 100.0	1164 46.3	1246 49.5	1631 64.8	273 10.8	535 21.2	608 24.2	861 34.2	513 20.4	1890 75.1	461 18.3	1200 47.7	624 24.8	226 9.0	350 13.9	50 2.0
A15: Do you feel that the people running the government are smart people who usually know what they are doing?																
1. They almost always know what they are doing	14.9	17.9	11.6	16.0	8.8	13.6	14.0	16.3	14.8	15.1	12.4	15.1	15.9	14.8	11.8	18.3
2. They usually know what they are doing	50.9	51.1	51.8	54.6	36.9	49.1	52.1	52.5	48.9	52.4	47.0	51.7	50.7	55.0	49.5	42.2
3. They sometimes know what they are doing	26.1	22.5	29.2	23.0	40.7	27.3	26.5	23.5	29.1	25.9	28.0	26.1	26.6	24.2	28.2	17.7
4. They seldom know what they are doing	5.9	5.7	5.9	4.7	11.4	7.5	5.5	5.4	5.4	5.0	8.5	5.7	5.2	3.6	7.1	6.7
5. They never know what they are doing	2.1	2.9	1.5	1.6	2.2	2.5	1.9	2.4	1.7	1.6	4.1	1.4	1.6	2.4	3.4	15.1
<i>Item 6370 Subject H04, K01</i>	<i>N</i> 2477	1158	1232	1621	269	522	602	850	504	1875	459	1192	619	224	346	50
A16: Would you say the government is pretty much run for a few big interests looking out for themselves, or is it run for the benefit of all the people?																
1. Nearly always run for a few big interests	10.4	11.5	9.0	9.0	14.9	12.4	9.7	9.3	11.0	10.0	12.5	8.8	11.1	11.2	11.2	29.2
2. Usually run for a few big interests	23.4	25.6	21.4	21.9	27.8	26.7	22.3	21.9	23.8	22.9	24.8	22.5	22.6	21.6	30.2	20.9
3. Run some for the big interests, some for the people	45.3	42.5	47.5	45.5	42.7	45.0	44.8	47.0	43.2	46.0	41.4	44.5	48.5	45.1	42.2	33.6
4. Usually run for the benefit of all the people	17.3	16.8	18.3	20.2	10.1	14.1	19.5	16.9	18.7	17.9	16.4	19.9	15.8	18.3	11.9	12.9
5. Nearly always run for the benefit of all the people	3.6	3.6	3.8	3.4	4.5	1.8	3.7	4.9	3.3	3.2	4.9	4.2	2.0	3.8	4.5	3.4
<i>Item 6380 Subject H04, K01</i>	<i>N</i> 2457	1152	1222	1611	265	520	598	838	501	1862	453	1184	613	222	344	50
A17: Have you ever done, or do you plan to do, the following things?																
A17A: Vote in a public election																
1. I probably won't do this	5.2	4.8	5.5	3.3	7.5	4.5	4.6	5.7	5.7	3.5	10.9	3.7	5.7	7.2	7.6	9.1
2. Don't know	11.5	12.1	10.8	9.2	11.5	12.0	9.3	11.9	12.8	9.3	17.7	11.0	12.3	12.8	9.9	20.1
3. I probably will do this	74.2	71.5	77.2	77.4	71.8	73.3	78.0	72.6	73.5	78.1	61.4	76.9	73.0	71.4	72.1	57.0
4. I have already done this	9.1	11.6	6.6	10.1	9.2	10.2	8.1	9.8	8.0	9.2	10.0	8.4	9.1	8.6	10.4	13.9
<i>Item 6390 Subject H05, I02</i>	<i>N</i> 2478	1158	1235	1621	270	525	600	851	503	1878	459	1194	621	224	346	50
A17B: Write to public officials																
1. I probably won't do this	31.5	31.6	31.5	29.8	31.5	29.3	28.6	30.4	39.0	26.8	47.9	27.0	35.0	35.8	36.5	32.8
2. Don't know	43.1	41.2	45.4	43.0	44.9	42.1	41.7	45.8	41.2	44.7	36.5	45.5	41.5	40.4	41.7	39.4
3. I probably will do this	14.7	16.8	12.0	14.7	16.3	16.4	13.0	15.5	13.6	16.2	9.3	15.2	12.9	13.3	16.5	11.7
4. I have already done this	10.7	10.3	11.1	12.4	7.4	12.2	16.6	8.3	6.3	12.3	6.3	12.3	10.6	10.5	5.3	16.1
<i>Item 6400 Subject H05, I02</i>	<i>N</i> 2477	1158	1234	1621	270	525	600	850	503	1876	459	1194	621	224	346	50
A17C: Give money to a political candidate or cause																
1. I probably won't do this	43.7	46.2	41.4	42.7	39.6	43.6	43.5	42.0	47.1	39.8	57.1	39.3	47.3	46.4	49.2	50.2
2. Don't know	39.6	38.4	41.2	41.1	40.3	38.5	39.5	41.2	38.2	42.6	30.5	42.9	36.5	39.2	36.6	31.7
3. I probably will do this	13.3	12.6	14.0	13.1	16.3	14.9	12.7	13.5	12.1	14.3	9.4	14.7	12.1	12.1	11.6	8.5
4. I have already done this	3.4	2.8	3.4	3.0	3.7	3.0	4.3	3.3	2.7	3.3	3.0	3.0	4.0	2.3	2.6	9.6
<i>Item 6410 Subject H05, I02</i>	<i>N</i> 2467	1150	1232	1621	268	517	597	852	502	1871	455	1191	615	224	346	50
A17D: Work in a political campaign																
1. I probably won't do this	57.4	58.1	57.5	60.0	48.9	60.8	54.5	53.3	64.4	54.7	68.1	54.7	57.4	62.4	65.1	54.2
2. Don't know	32.3	31.3	33.2	31.5	38.9	28.8	34.8	35.0	28.5	34.0	26.1	34.7	33.0	30.6	25.5	27.7
3. I probably will do this	6.9	7.0	6.5	5.8	7.9	6.4	7.2	8.0	5.2	7.5	4.0	7.2	6.0	6.2	6.8	7.3
4. I have already done this	3.3	3.6	2.9	2.7	4.4	4.0	3.5	3.7	1.8	3.8	1.8	3.5	3.6	0.7	2.6	10.9
<i>Item 6420 Subject H05, I02</i>	<i>N</i> 2471	1155	1232	1619	269	523	596	851	501	1875	457	1192	619	223	345	50
A17E: Participate in a lawful demonstration																
1. I probably won't do this	41.3	43.1	39.9	42.1	38.5	40.4	37.9	41.2	46.2	38.1	52.8	40.4	42.1	37.2	43.7	51.3
2. Don't know	39.0	36.9	41.1	39.3	41.5	36.3	42.8	41.0	33.7	40.2	35.1	38.7	39.5	44.2	37.8	25.9
3. I probably will do this	15.6	15.3	15.4	14.0	17.0	16.4	15.9	14.0	17.3	17.0	10.2	16.6	14.7	15.1	14.3	16.9
4. I have already done this	4.1	4.7	3.5	4.5	2.9	6.8	3.4	3.7	2.8	4.7	1.8	4.3	3.7	3.4	4.1	5.9
<i>Item 6430 Subject H05, I02</i>	<i>N</i> 2471	1151	1235	1620	270	518	599	853	502	1871	459	1196	615	224	344	50

DESCRIPTIVE RESULTS: 2003

111

QUESTIONNAIRE FORM 2 2003	TOTAL	SEX		RACE		REGION				COLLEGE PLANS?		ILLICIT DRUG USE: LIFETIME				
		M	F	White	Black	NE	NC	S	W	Yes	No	None	Mari- juana Only	Few Pills	More Pills	Any Her- oin
<i>N (Weighted No. of Cases):</i> <i>% of Weighted Total:</i>	2517 100.0	1164 46.3	1246 49.5	1631 64.8	273 10.8	535 21.2	608 24.2	861 34.2	513 20.4	1890 75.1	461 18.3	1200 47.7	624 24.8	226 9.0	350 13.9	50 2.0
A17F: Boycott certain products or stores																
1. I probably won't do this	38.3	40.4	36.9	38.3	34.5	31.7	39.1	40.0	41.4	36.1	46.2	35.1	39.1	39.1	45.0	45.7
2. Don't know	39.3	37.4	41.2	39.2	42.8	39.0	40.2	41.0	35.8	40.7	36.0	42.1	41.5	35.2	31.5	23.8
3. I probably will do this	14.5	14.0	14.4	13.9	16.4	19.7	12.5	12.2	15.3	14.6	13.0	14.7	12.8	15.7	15.9	13.8
4. I have already done this	7.9	8.2	7.6	8.6	6.3	9.6	8.3	6.9	7.6	8.6	4.8	8.1	6.5	10.0	7.7	16.7
<i>Item 6440 Subject H05, I02</i>	<i>N 2480</i>	<i>1159</i>	<i>1235</i>	<i>1622</i>	<i>270</i>	<i>524</i>	<i>600</i>	<i>853</i>	<i>504</i>	<i>1879</i>	<i>459</i>	<i>1196</i>	<i>621</i>	<i>224</i>	<i>345</i>	<i>50</i>
A18: How much do you agree or disagree with each of the following statements?																
A18A: The U.S. should begin a gradual program of disarming whether other countries do or not																
1. Disagree	29.5	39.0	20.9	33.4	20.8	32.5	26.6	30.9	27.4	30.3	27.6	29.2	28.8	25.3	33.1	49.4
2. Mostly disagree	16.8	16.4	17.3	18.9	12.3	16.5	18.5	15.6	17.1	17.7	14.1	19.3	13.3	19.9	13.0	4.4
3. Neither	32.6	23.2	41.1	28.3	43.2	31.7	36.2	30.4	32.9	32.3	32.1	31.2	34.3	31.0	34.9	26.9
4. Mostly agree	13.6	12.0	15.3	12.5	13.7	12.4	13.4	12.7	16.7	13.7	13.5	13.7	14.8	15.1	11.1	11.3
5. Agree	7.6	9.4	5.4	6.9	10.1	7.0	5.4	10.4	5.9	6.0	12.7	6.5	8.7	8.8	7.8	8.0
<i>Item 6450 Subject H02, L03</i>	<i>N 2454</i>	<i>1147</i>	<i>1223</i>	<i>1614</i>	<i>265</i>	<i>513</i>	<i>597</i>	<i>844</i>	<i>499</i>	<i>1857</i>	<i>459</i>	<i>1184</i>	<i>612</i>	<i>223</i>	<i>343</i>	<i>50</i>
A18B: There may be times when the U.S. should go to war to protect the rights of other countries																
1. Disagree	8.8	8.1	9.3	6.8	15.2	9.9	10.4	8.1	7.0	8.6	8.7	7.9	8.5	4.2	14.4	7.8
2. Mostly disagree	12.5	11.8	13.2	11.4	14.0	18.0	12.2	11.0	9.6	13.0	11.4	12.2	12.4	14.2	11.5	22.2
3. Neither	20.7	19.5	21.4	20.3	22.4	17.8	23.4	21.0	19.9	19.1	25.9	20.5	20.2	22.3	21.1	14.5
4. Mostly agree	33.6	32.9	34.7	35.8	27.2	31.4	32.5	33.1	37.9	35.8	26.9	33.2	33.4	37.7	34.0	28.0
5. Agree	24.5	27.7	21.3	25.7	21.2	22.9	21.5	26.9	25.7	23.6	27.1	26.2	25.4	21.6	19.0	27.6
<i>Item 5690 Subject H02, L03</i>	<i>N 2473</i>	<i>1157</i>	<i>1232</i>	<i>1619</i>	<i>268</i>	<i>523</i>	<i>598</i>	<i>849</i>	<i>503</i>	<i>1874</i>	<i>459</i>	<i>1194</i>	<i>619</i>	<i>224</i>	<i>345</i>	<i>50</i>
A18C: The U.S. should be willing to go to war to protect its own economic interests																
1. Disagree	7.6	8.3	6.8	5.9	9.8	7.6	7.5	8.1	6.9	7.1	7.8	7.3	6.8	8.1	8.5	10.5
2. Mostly disagree	11.4	9.7	13.0	10.1	11.0	13.4	10.9	9.8	12.5	12.6	8.1	12.0	11.3	10.2	9.9	10.8
3. Neither	24.4	22.3	25.9	23.8	25.7	22.1	24.6	24.4	26.4	24.3	23.9	26.1	25.2	22.0	19.9	18.8
4. Mostly agree	30.0	27.1	32.9	32.4	24.4	30.3	31.8	29.0	29.2	31.1	27.2	31.8	28.1	26.7	30.9	24.4
5. Agree	26.6	32.6	21.5	27.9	29.1	26.6	25.2	28.7	24.9	24.9	33.1	22.8	28.6	33.0	30.8	35.5
<i>Item 6460 Subject H02, L03</i>	<i>N 2452</i>	<i>1149</i>	<i>1221</i>	<i>1614</i>	<i>267</i>	<i>512</i>	<i>598</i>	<i>844</i>	<i>498</i>	<i>1857</i>	<i>459</i>	<i>1185</i>	<i>609</i>	<i>224</i>	<i>344</i>	<i>50</i>
A18D: The only good reason for the U.S. to go to war is to defend against an attack on our own country																
1. Disagree	10.8	12.9	8.6	11.6	8.0	12.6	9.0	9.6	13.2	11.0	9.7	10.7	11.3	10.4	9.4	17.9
2. Mostly disagree	15.4	16.7	14.6	18.2	8.4	13.2	16.1	15.1	17.3	17.0	9.6	18.5	12.9	11.8	12.4	13.6
3. Neither	16.1	15.1	16.5	16.4	14.3	13.6	16.5	17.8	15.5	15.7	17.9	14.7	18.9	14.0	18.9	4.7
4. Mostly agree	31.3	28.7	34.2	31.9	30.2	34.3	30.1	31.6	28.8	32.2	29.8	30.5	30.8	33.4	33.4	34.5
5. Agree	26.4	26.6	26.2	21.8	39.0	26.2	28.4	25.9	25.1	24.1	33.1	25.6	26.0	30.4	25.8	29.3
<i>Item 6470 Subject H02, L03</i>	<i>N 2460</i>	<i>1151</i>	<i>1227</i>	<i>1616</i>	<i>268</i>	<i>515</i>	<i>597</i>	<i>848</i>	<i>500</i>	<i>1864</i>	<i>459</i>	<i>1189</i>	<i>611</i>	<i>224</i>	<i>345</i>	<i>50</i>
A18E: The U.S. does not need to have greater military power than Russia																
1. Disagree	33.1	42.2	24.7	33.5	40.5	31.1	31.2	37.9	29.3	31.6	36.8	30.9	32.7	32.0	38.3	52.3
2. Mostly disagree	18.6	18.3	19.5	20.8	12.3	21.9	19.3	16.2	18.7	19.7	14.8	19.4	17.8	17.0	20.6	10.1
3. Neither	31.4	21.5	40.0	29.6	32.3	27.7	32.2	33.5	30.7	31.8	31.0	31.8	32.6	31.3	29.5	14.4
4. Mostly agree	9.1	9.1	9.3	9.5	6.7	9.4	11.1	6.9	10.1	8.9	10.2	9.3	9.0	11.5	7.6	11.3
5. Agree	7.7	8.9	6.5	6.7	8.2	9.8	6.3	5.5	11.1	8.0	7.3	8.5	7.8	8.1	4.0	11.8
<i>Item 6480 Subject H02, L03</i>	<i>N 2452</i>	<i>1150</i>	<i>1220</i>	<i>1613</i>	<i>266</i>	<i>512</i>	<i>597</i>	<i>843</i>	<i>499</i>	<i>1860</i>	<i>457</i>	<i>1187</i>	<i>610</i>	<i>223</i>	<i>343</i>	<i>50</i>
A18F: The U.S. ought to have much more military power than any other nation in the world																
1. Disagree	8.8	8.4	9.0	7.1	9.9	8.9	8.1	8.4	10.3	8.4	10.3	9.3	7.6	8.3	9.5	12.7
2. Mostly disagree	10.4	9.3	11.7	10.5	9.4	10.2	12.0	8.8	11.4	11.1	7.4	10.8	11.2	9.8	7.9	8.6
3. Neither	31.9	26.2	37.0	33.0	28.5	31.7	34.1	29.4	33.7	32.2	32.5	33.9	29.0	32.5	31.5	24.3
4. Mostly agree	19.2	17.6	21.2	20.7	17.0	20.5	20.2	19.4	16.6	20.8	13.4	19.0	20.3	21.8	17.6	16.8
5. Agree	29.7	38.5	21.2	28.7	35.3	28.7	25.6	34.0	28.1	27.6	36.5	27.0	31.8	27.6	33.5	37.6
<i>Item 6490 Subject H02, L03</i>	<i>N 2455</i>	<i>1149</i>	<i>1224</i>	<i>1613</i>	<i>266</i>	<i>512</i>	<i>597</i>	<i>847</i>	<i>500</i>	<i>1862</i>	<i>457</i>	<i>1187</i>	<i>614</i>	<i>224</i>	<i>342</i>	<i>50</i>

QUESTIONNAIRE FORM 2 2003	TOTAL	SEX		RACE		REGION				COLLEGE PLANS?		ILLICIT DRUG USE: LIFETIME				
		M	F	White	Black	NE	NC	S	W	Yes	No	None	Mari- juana Only	Few Pills	More Pills	Any Her- oin
<i>N (Weighted No. of Cases):</i>	2517	1164	1246	1631	273	535	608	861	513	1890	461	1200	624	226	350	50
<i>% of Weighted Total:</i>	100.0	46.3	49.5	64.8	10.8	21.2	24.2	34.2	20.4	75.1	18.3	47.7	24.8	9.0	13.9	2.0
A18G: Our present foreign policy is based on our own narrow economic and power interests																
1. Disagree	5.6	7.2	4.0	6.4	4.9	5.7	4.3	7.4	4.2	5.7	5.2	5.8	6.1	4.3	4.0	11.3
2. Mostly disagree	7.7	8.9	6.7	9.1	5.2	5.9	8.8	7.3	9.2	8.5	4.8	9.9	5.5	3.1	7.1	11.3
3. Neither	49.7	42.3	56.8	48.4	49.0	48.6	46.3	51.1	52.6	48.5	53.6	48.0	49.9	53.9	53.4	38.8
4. Mostly agree	24.4	25.8	23.1	24.5	27.2	23.3	29.8	22.9	21.4	24.6	24.3	24.5	25.3	26.8	22.0	18.6
5. Agree	12.5	15.8	9.3	11.5	13.7	16.5	10.7	11.3	12.7	12.7	12.1	11.7	13.2	12.0	13.5	19.9
<i>Item 6500 Subject H02, L03</i>	<i>N</i> 2443	1144	1216	1609	263	511	595	839	499	1849	457	1177	608	224	344	50
A19: This section deals with activities which may be against the rules or against the law. We hope you will answer all of these questions. However, if you find a question which you cannot answer honestly, we would prefer that you leave it blank. Remember, your answers will never be connected with your name.																
During the LAST 12 MONTHS, how often have you . . .																
A19A: Argued or had a fight with either of your parents (NOTE: This question was omitted in the questionnaires administered in California, beginning in 1997, due to state requirements.)																
1. Not at all	10.3	12.4	7.6	6.9	24.3	5.4	11.6	12.6	9.4	9.4	11.3	14.1	7.4	2.1	5.4	12.2
2. Once	10.5	14.1	6.9	9.6	14.6	7.2	11.6	12.0	10.1	9.2	14.3	13.2	8.9	9.7	5.2	6.3
3. Twice	13.8	13.8	13.8	15.4	8.9	12.2	14.8	13.1	16.4	13.6	15.9	13.9	14.7	12.1	13.6	7.8
4. 3 or 4 times	22.9	21.6	24.6	23.7	19.4	26.3	20.7	21.4	25.4	23.3	21.5	21.7	24.4	25.0	24.5	18.1
5. 5 or more times	42.5	38.2	47.1	44.4	32.8	49.0	41.3	40.8	38.7	44.6	37.0	37.1	44.6	51.2	51.3	55.6
<i>Item 6520 Subject M03, S01</i>	<i>N</i> 2260	1044	1143	1542	256	524	597	846	293	1724	422	1101	559	207	315	48
A19B: Hit an instructor or supervisor																
1. Not at all	96.8	94.8	99.1	97.5	98.5	94.3	97.1	97.3	98.3	97.8	95.4	98.0	97.6	98.3	95.0	77.8
2. Once	1.1	1.6	0.6	0.9	0.5	1.9	1.6	0.5	0.8	0.9	1.6	0.7	0.8	-	2.3	9.3
3. Twice	0.9	1.3	0.2	0.4	0.4	2.0	0.2	1.1	0.1	0.6	0.9	0.2	1.1	0.7	1.2	4.0
4. 3 or 4 times	0.2	0.4	-	0.2	0.3	0.3	0.1	0.2	-	0.1	0.4	0.1	-	-	0.5	2.1
5. 5 or more times	1.0	1.9	0.2	1.0	0.4	1.4	1.0	0.8	0.8	0.7	1.7	1.0	0.5	1.0	1.0	6.7
<i>Item 6530 Subject M02, S01</i>	<i>N</i> 2474	1160	1235	1624	268	526	598	847	503	1880	459	1197	623	226	347	49
A19C: Gotten into a serious fight in school or at work																
1. Not at all	85.7	80.6	91.2	87.9	81.6	81.5	87.8	86.7	86.3	88.5	79.0	91.6	83.7	82.6	79.2	48.1
2. Once	7.2	9.8	4.6	6.8	9.0	9.9	5.7	6.5	7.3	6.1	11.0	4.5	9.1	9.9	9.7	20.3
3. Twice	4.0	5.3	2.4	3.5	5.0	5.1	3.8	3.5	3.8	3.7	4.0	2.3	4.5	4.1	5.5	14.9
4. 3 or 4 times	1.5	1.5	1.5	1.0	3.5	1.1	1.0	2.1	1.5	0.7	3.4	0.5	0.9	2.6	3.3	10.5
5. 5 or more times	1.6	2.8	0.3	0.8	0.9	2.4	1.7	1.2	1.2	1.0	2.5	1.1	1.8	0.7	2.3	6.3
<i>Item 6540 Subject B07, C01, S01</i>	<i>N</i> 2476	1160	1237	1625	269	527	598	848	503	1883	459	1197	622	226	347	50
A19D: Taken part in a fight where a group of your friends were against another group																
1. Not at all	80.2	75.4	85.1	82.2	78.6	73.6	80.7	83.1	81.7	82.6	73.8	87.5	76.8	81.8	68.2	44.7
2. Once	10.3	11.8	9.1	10.5	11.2	13.3	11.0	8.8	8.7	10.0	11.6	7.4	13.8	10.2	12.6	13.9
3. Twice	4.7	5.6	3.5	3.8	3.6	7.3	3.9	4.1	4.3	4.2	6.1	2.6	5.6	4.3	8.0	16.1
4. 3 or 4 times	3.0	4.2	1.8	2.2	5.6	3.9	3.0	2.3	3.2	2.3	4.6	1.3	2.4	2.7	7.6	15.1
5. 5 or more times	1.7	3.0	0.5	1.3	1.1	1.9	1.4	1.6	2.1	0.9	4.0	1.1	1.5	0.9	3.6	10.2
<i>Item 6550 Subject S01</i>	<i>N</i> 2475	1159	1237	1625	269	527	598	847	503	1882	459	1196	622	226	347	50
A19E: Hurt someone badly enough to need bandages or a doctor																
1. Not at all	88.0	81.1	94.9	89.8	85.6	83.9	90.7	88.9	87.3	90.5	80.3	93.0	87.7	88.0	78.1	53.2
2. Once	5.6	7.6	3.4	5.4	7.7	7.3	4.7	5.1	5.6	4.7	8.3	3.5	5.5	7.4	10.9	8.1
3. Twice	3.1	5.5	0.7	2.6	2.7	3.6	1.9	2.6	4.7	2.3	5.8	1.4	2.5	4.2	6.4	14.3
4. 3 or 4 times	1.7	2.8	0.7	1.1	2.9	2.6	1.2	2.0	1.0	1.3	3.1	0.7	3.4	0.4	1.6	12.3
5. 5 or more times	1.6	3.0	0.3	1.2	1.2	2.6	1.4	1.3	1.4	1.1	2.4	1.4	0.8	-	3.0	12.0
<i>Item 6560 Subject S01</i>	<i>N</i> 2471	1156	1237	1624	268	527	599	846	500	1880	457	1195	622	225	347	50

113

*=less than .05 percent.

MONITORING THE FUTURE

QUESTIONNAIRE FORM 2 2003	TOTAL	SEX		RACE		REGION				COLLEGE PLANS?		ILLICIT DRUG USE: LIFETIME				
		M	F	White	Black	NE	NC	S	W	Yes	No	None	Mari- juana Only	Few Pills	More Pills	Any Her- oin
<i>N (Weighted No. of Cases):</i>	2517	1164	1246	1631	273	535	608	861	513	1890	461	1200	624	226	350	50
<i>% of Weighted Total:</i>	100.0	46.3	49.5	64.8	10.8	21.2	24.2	34.2	20.4	75.1	18.3	47.7	24.8	9.0	13.9	2.0
A19M: Set fire to someone's property on purpose																
1. Not at all	96.2	93.3	99.1	96.6	97.3	95.2	96.8	95.7	97.2	97.3	93.3	98.1	96.4	97.8	93.1	71.0
2. Once	1.6	2.7	0.6	1.5	1.8	2.0	0.9	1.7	1.6	1.1	3.2	1.0	1.5	1.8	2.9	7.0
3. Twice	0.9	1.7	-	0.8	0.3	0.3	0.8	1.4	0.9	0.5	1.6	0.4	0.5	-	2.3	8.3
4. 3 or 4 times	0.3	0.4	0.1	0.3	-	0.4	0.2	0.4	-	0.2	0.2	0.2	-	-	1.0	-
5. 5 or more times	1.1	2.0	0.2	0.8	0.6	2.1	1.3	0.8	0.2	0.9	1.7	0.3	1.6	0.4	0.8	13.7
<i>Item 6640 Subject S01</i>	<i>N</i> 2474	1159	1237	1624	269	526	598	847	503	1882	459	1196	622	226	348	50
A19N: Damaged school property on purpose																
1. Not at all	86.8	80.1	93.6	87.4	90.8	81.1	91.6	87.8	85.5	88.4	84.9	92.6	85.9	86.5	75.3	54.3
2. Once	6.3	8.8	3.8	6.6	2.8	8.0	3.3	6.4	8.0	5.6	8.1	4.3	7.1	5.9	11.8	9.0
3. Twice	3.9	6.2	1.6	3.7	3.5	6.7	2.3	3.2	4.1	3.7	3.1	1.6	4.9	5.3	6.5	15.2
4. 3 or 4 times	1.4	2.1	0.7	1.1	1.4	2.0	0.6	1.2	1.8	1.3	1.6	0.7	1.2	0.2	3.3	10.5
5. 5 or more times	1.6	2.8	0.3	1.3	1.4	2.2	2.1	1.3	0.7	1.1	2.3	0.8	0.9	2.1	3.0	11.1
<i>Item 6650 Subject B07, S01</i>	<i>N</i> 2466	1156	1233	1618	269	527	599	842	499	1875	458	1196	620	224	344	50
A19O: Damaged property at work on purpose																
1. Not at all	93.2	88.9	97.4	93.3	95.3	90.6	93.6	93.7	94.3	94.9	87.8	96.1	93.8	91.0	87.2	73.1
2. Once	3.3	5.0	1.7	2.9	3.3	3.8	2.8	3.2	3.4	2.4	5.6	1.5	2.9	5.7	5.6	20.7
3. Twice	1.5	2.2	0.7	1.7	-	2.5	1.1	1.4	1.2	1.2	2.9	0.7	1.1	1.9	4.1	4.7
4. 3 or 4 times	1.1	2.1	-	1.0	0.5	1.6	1.4	0.8	0.6	0.8	2.0	0.9	1.1	0.9	1.4	-
5. 5 or more times	1.0	1.8	0.2	1.1	0.8	1.4	1.1	0.9	0.5	0.8	1.7	0.8	1.1	0.5	1.7	1.5
<i>Item 6660 Subject C01, S01</i>	<i>N</i> 2469	1158	1235	1624	268	526	599	843	501	1879	458	1192	623	226	347	50
A19P: Been arrested and taken to a police station																
1. Not at all	92.0	88.4	95.9	92.9	91.4	90.2	92.3	93.0	91.6	93.5	87.7	97.3	92.8	89.0	80.7	61.1
2. Once	4.5	6.4	2.6	4.2	5.4	5.0	4.7	3.9	4.9	4.0	6.8	1.5	4.7	5.8	10.8	19.2
3. Twice	1.9	2.8	0.9	1.8	1.5	2.3	2.2	1.4	1.8	1.6	2.2	0.2	1.0	4.1	5.6	11.1
4. 3 or 4 times	0.7	1.0	0.3	0.6	0.7	0.2	0.5	1.1	0.9	0.4	1.2	0.3	0.1	1.1	1.5	7.0
5. 5 or more times	0.9	1.4	0.2	0.5	1.0	2.3	0.4	0.6	0.7	0.5	2.1	0.7	1.3	-	1.4	1.5
<i>Item 25880 Subject S01</i>	<i>N</i> 2474	1160	1237	1624	269	526	599	847	502	1882	459	1196	623	226	347	50
A20: The next questions are about some things which may have happened TO YOU.																
During the LAST 12 MONTHS, how often . . .																
A20A: Has something of yours (worth under \$50) been stolen?																
1. Not at all	56.8	50.8	62.2	57.9	50.9	53.9	58.6	59.4	53.0	56.8	55.1	62.1	53.4	48.1	51.4	40.3
2. Once	26.7	27.8	25.6	26.8	25.4	27.7	27.3	25.0	27.7	26.8	27.0	23.3	29.8	35.1	26.7	36.5
3. Twice	9.9	12.1	8.2	9.5	13.0	12.8	9.4	7.9	11.0	9.9	11.0	8.4	10.7	11.0	13.5	5.6
4. 3 or 4 times	4.4	5.9	2.9	4.1	5.4	4.4	3.6	4.9	4.9	4.6	4.3	4.0	4.9	3.4	5.7	6.2
5. 5 or more times	2.2	3.3	1.1	1.6	5.4	1.3	1.1	2.8	3.4	2.0	2.7	2.1	1.3	2.4	2.7	11.4
<i>Item 6680 Subject S03</i>	<i>N</i> 2457	1148	1236	1621	267	519	593	843	502	1872	456	1191	616	226	346	50
A20B: Has something of yours (worth over \$50) been stolen?																
1. Not at all	74.7	69.2	80.5	77.1	69.7	73.0	78.8	75.6	70.3	75.8	71.5	79.4	71.7	72.0	68.8	58.8
2. Once	18.0	20.4	15.1	17.1	18.2	17.7	16.4	17.7	20.9	17.0	20.8	15.3	21.0	21.8	20.0	13.9
3. Twice	4.5	6.6	2.6	3.8	6.2	7.2	2.8	2.9	6.1	4.7	4.4	2.9	5.5	2.3	7.8	13.4
4. 3 or 4 times	1.7	2.5	0.9	1.3	2.0	1.4	1.4	2.2	1.3	1.6	1.5	1.1	0.8	3.4	2.8	7.9
5. 5 or more times	1.1	1.3	0.9	0.7	3.9	0.7	0.6	1.6	1.4	0.9	1.8	1.3	1.0	0.4	0.5	6.1
<i>Item 6690 Subject S03</i>	<i>N</i> 2463	1155	1234	1622	267	524	594	843	502	1879	455	1193	622	226	346	50
A20C: Has someone deliberately damaged your property (your car, clothing, etc.)?																
1. Not at all	68.5	60.7	75.5	68.6	69.2	66.8	68.3	70.0	68.0	69.4	64.3	74.7	66.8	64.4	56.1	50.5
2. Once	20.1	24.3	16.7	20.5	16.9	19.6	23.9	17.7	20.0	19.9	22.0	16.9	21.8	24.3	23.7	32.1
3. Twice	6.7	8.6	4.9	6.5	8.0	7.7	4.9	7.3	7.0	6.7	7.0	4.8	7.3	5.8	12.4	8.7
4. 3 or 4 times	3.1	4.6	1.7	3.4	3.4	3.8	2.2	3.1	3.5	2.6	4.7	2.3	2.9	4.6	5.0	3.9
5. 5 or more times	1.6	1.9	1.1	1.1	2.5	2.2	0.6	1.9	1.4	1.4	2.0	1.2	1.1	1.0	2.7	4.7
<i>Item 6700 Subject S03</i>	<i>N</i> 2450	1146	1231	1620	265	519	594	838	499	1866	455	1187	613	226	346	50

DESCRIPTIVE RESULTS: 2003

115

QUESTIONNAIRE FORM 2 2003	TOTAL	SEX		RACE		REGION				COLLEGE PLANS?		ILLICIT DRUG USE: LIFETIME				
		M	F	White	Black	NE	NC	S	W	Yes	No	None	Mari- juana Only	Few Pills	More Pills	Any Her- oin
<i>N (Weighted No. of Cases):</i>	2517	1164	1246	1631	273	535	608	861	513	1890	461	1200	624	226	350	50
<i>% of Weighted Total:</i>	100.0	46.3	49.5	64.8	10.8	21.2	24.2	34.2	20.4	75.1	18.3	47.7	24.8	9.0	13.9	2.0
A20D: Has someone injured you with a weapon (like a knife, gun, or club)?																
1. Not at all	94.7	91.6	98.0	96.2	94.7	93.5	96.9	95.2	92.5	95.6	92.5	95.8	96.0	97.2	91.1	78.1
2. Once	3.0	4.6	1.4	1.9	3.8	3.1	2.2	2.5	4.8	2.7	3.9	2.4	2.1	1.5	5.5	8.8
3. Twice	0.7	1.0	0.2	0.6	0.4	0.9	-	1.0	0.8	0.6	0.7	0.4	0.2	0.6	1.7	6.2
4. 3 or 4 times	0.6	1.0	0.3	0.7	-	0.7	0.5	0.6	0.9	0.4	1.4	0.4	0.4	0.7	1.3	3.8
5. 5 or more times	0.9	1.8	0.1	0.7	1.1	1.8	0.4	0.7	1.1	0.8	1.6	1.0	1.3	-	0.4	3.1
<i>Item 6710 Subject S03</i>	<i>N</i> 2460	1153	1232	1621	264	525	595	838	502	1877	454	1190	619	226	346	50
A20E: Has someone threatened you with a weapon, but not actually injured you?																
1. Not at all	84.1	77.8	90.6	84.9	82.6	82.5	86.3	84.6	82.5	86.5	76.6	88.6	85.8	80.9	73.1	54.9
2. Once	9.0	12.0	5.8	9.0	9.1	8.7	8.2	9.9	9.0	7.3	14.4	5.8	8.8	12.7	16.7	13.0
3. Twice	3.6	5.4	2.0	3.4	5.3	5.3	2.5	2.9	4.4	3.3	4.5	2.9	3.6	5.6	3.5	13.4
4. 3 or 4 times	1.6	2.2	0.9	1.1	1.6	2.0	1.2	1.3	2.3	1.4	2.3	1.2	0.6	-	3.9	15.0
5. 5 or more times	1.6	2.6	0.6	1.6	1.3	1.5	1.8	1.4	1.8	1.5	2.2	1.4	1.3	0.8	2.8	3.7
<i>Item 6720 Subject S03</i>	<i>N</i> 2455	1149	1233	1622	264	520	594	840	502	1871	455	1191	614	226	346	50
A20F: Has someone injured you on purpose without using a weapon?																
1. Not at all	84.0	81.6	86.1	84.2	89.6	81.2	83.6	88.2	80.2	84.6	81.8	88.5	84.1	81.3	75.1	62.5
2. Once	8.8	10.3	7.6	8.9	6.9	9.6	10.2	6.7	9.9	8.7	9.4	6.0	9.3	11.4	14.3	15.4
3. Twice	3.0	3.6	2.5	2.7	1.5	3.3	2.0	2.8	4.2	2.6	3.7	2.3	2.6	1.4	4.5	12.6
4. 3 or 4 times	2.2	2.0	2.4	2.2	0.7	2.3	3.1	1.0	2.8	2.2	1.9	1.2	2.7	4.9	2.8	4.0
5. 5 or more times	2.0	2.5	1.4	2.1	1.4	3.6	1.0	1.3	2.8	1.8	3.1	2.1	1.3	1.0	3.4	5.6
<i>Item 6730 Subject S03</i>	<i>N</i> 2458	1151	1233	1619	265	522	595	840	502	1874	455	1190	620	226	345	50
A20G: Has an unarmed person threatened you with injury, but not actually injured you?																
1. Not at all	72.7	66.5	78.2	71.5	75.8	69.1	73.1	74.1	73.6	74.0	67.7	80.5	69.9	64.3	59.9	45.5
2. Once	13.0	14.1	11.9	13.8	11.5	12.9	13.5	13.2	12.1	12.1	15.3	9.8	12.8	19.7	19.2	17.3
3. Twice	5.8	7.2	4.6	6.1	4.6	7.3	4.7	6.0	4.9	5.7	6.9	3.4	8.0	6.2	9.1	12.8
4. 3 or 4 times	3.1	4.0	2.5	3.0	2.9	4.2	2.8	2.9	2.8	2.9	4.2	2.7	2.9	3.3	4.6	6.5
5. 5 or more times	5.5	8.3	2.8	5.6	5.3	6.4	5.9	3.9	6.6	5.3	5.9	3.6	6.4	6.5	7.2	17.9
<i>Item 6740 Subject S03</i>	<i>N</i> 2464	1155	1235	1622	267	525	595	843	501	1880	456	1193	622	226	345	50
The following questions concern cigarettes, alcohol, and a number of other drugs.																
A21: How difficult do you think it would be for you to get each of the following types of drugs, if you wanted some?																
A21A: Marijuana (pot, weed)																
1. Probably impossible	5.2	3.7	6.1	2.7	10.3	3.4	4.6	8.2	2.6	4.8	5.8	9.0	1.5	2.3	0.8	5.0
2. Very difficult	2.7	2.8	2.5	2.3	5.0	2.7	1.8	4.1	1.6	2.2	3.4	4.6	0.6	1.2	1.1	3.5
3. Fairly difficult	5.0	4.5	5.2	4.7	4.9	3.0	6.3	4.7	5.9	5.2	4.7	7.3	2.5	4.9	2.1	1.0
4. Fairly easy	24.0	23.3	24.9	26.0	18.4	22.8	23.5	25.6	23.2	24.6	22.7	30.5	18.5	23.9	14.6	5.5
5. Very easy	63.1	65.7	61.3	64.3	61.5	68.1	63.7	57.5	66.7	63.1	63.4	48.6	76.9	67.6	81.4	85.0
<i>Item 6750 Subject A03a</i>	<i>N</i> 2447	1144	1231	1614	266	520	591	839	496	1864	454	1180	621	226	345	48
A21B: LSD																
1. Probably impossible	16.1	13.4	17.8	10.8	35.9	12.2	16.4	20.8	12.3	15.2	17.0	20.5	15.6	10.5	7.0	9.9
2. Very difficult	17.2	18.2	16.5	18.3	16.4	16.0	15.6	19.5	16.4	16.5	17.0	16.5	18.6	19.6	16.6	7.4
3. Fairly difficult	33.0	33.8	32.8	36.2	24.5	33.6	36.8	28.9	34.9	34.6	31.1	34.8	32.0	36.3	29.7	20.2
4. Fairly easy	23.2	21.5	24.9	24.6	13.7	25.9	21.9	21.3	25.4	23.8	21.8	20.7	25.2	21.8	28.7	24.8
5. Very easy	10.4	13.1	8.0	10.1	9.5	12.3	9.4	9.5	11.0	9.8	13.1	7.5	8.6	11.8	18.1	37.7
<i>Item 6760 Subject A03a</i>	<i>N</i> 2400	1137	1194	1588	258	508	587	815	490	1824	451	1150	612	223	343	48
A21C: Some other hallucinogen (mescaline, peyote, "shrooms" or psilocybin, PCP, etc.)																
1. Probably impossible	15.2	12.6	17.1	9.4	39.9	11.8	15.3	20.4	10.2	14.3	16.3	20.9	13.2	10.7	4.1	4.5
2. Very difficult	13.4	13.6	13.5	13.7	17.3	12.0	14.7	14.6	11.3	13.8	11.1	14.4	14.4	16.8	7.9	4.7
3. Fairly difficult	24.1	24.1	24.4	26.3	16.5	26.4	23.8	22.8	24.4	25.0	21.0	24.5	26.2	25.4	20.7	8.4
4. Fairly easy	31.3	30.0	32.6	34.4	15.5	33.7	34.0	26.2	34.0	32.2	30.4	29.3	30.3	31.4	39.2	33.7
5. Very easy	15.9	19.8	12.5	16.2	10.8	16.1	12.1	16.0	20.1	14.8	21.2	10.9	15.9	15.7	28.1	48.7
<i>Item 6770 Subject A03a</i>	<i>N</i> 2411	1138	1202	1594	258	509	587	822	493	1830	454	1156	616	221	344	49

MONITORING THE FUTURE

QUESTIONNAIRE FORM 2 2003	TOTAL	SEX		RACE		REGION				COLLEGE PLANS?		ILLICIT DRUG USE: LIFETIME				
		M	F	White	Black	NE	NC	S	W	Yes	No	None	Mari- juana Only	Few Pills	More Pills	Any Her- oin
<i>N (Weighted No. of Cases):</i>	2517	1164	1246	1631	273	535	608	861	513	1890	461	1200	624	226	350	50
<i>% of Weighted Total:</i>	100.0	46.3	49.5	64.8	10.8	21.2	24.2	34.2	20.4	75.1	18.3	47.7	24.8	9.0	13.9	2.0
A21D: Amphetamines (uppers, pep pills, bennies, speed)																
1. Probably impossible	12.9	11.4	13.6	8.0	30.8	10.8	12.3	16.7	9.3	11.6	15.3	17.0	12.9	8.9	1.8	3.8
2. Very difficult	11.3	12.1	10.6	11.5	13.3	11.1	12.4	11.4	10.0	11.3	10.1	12.8	12.5	8.9	6.0	10.5
3. Fairly difficult	20.8	22.4	19.2	21.7	15.9	23.3	23.0	17.4	21.4	22.8	13.2	23.4	23.7	17.3	11.3	5.0
4. Fairly easy	30.6	29.0	32.8	32.8	21.1	30.7	28.3	28.9	36.1	30.7	31.8	30.1	29.9	32.8	35.6	10.3
5. Very easy	24.4	25.1	23.9	26.0	18.8	24.1	24.0	25.5	23.1	23.6	29.6	16.6	21.0	32.1	45.2	70.5
<i>Item 6780 Subject A03a</i>	<i>N 2411</i>	<i>1140</i>	<i>1199</i>	<i>1593</i>	<i>259</i>	<i>508</i>	<i>587</i>	<i>825</i>	<i>490</i>	<i>1832</i>	<i>453</i>	<i>1160</i>	<i>614</i>	<i>220</i>	<i>344</i>	<i>49</i>
A21E: Barbiturates (downers, goofballs, reds, yellows, etc.)																
1. Probably impossible	19.8	17.4	21.1	13.6	45.1	17.5	19.8	23.8	15.3	19.1	19.4	24.0	19.8	13.9	9.2	9.9
2. Very difficult	19.2	19.5	19.1	20.6	15.7	22.5	22.1	16.3	16.9	19.6	17.4	18.4	24.0	24.3	12.3	9.1
3. Fairly difficult	25.8	27.4	24.3	27.2	17.1	27.5	22.8	23.2	31.9	26.6	23.0	27.6	27.7	21.7	21.7	5.7
4. Fairly easy	21.4	20.3	22.8	23.5	11.6	21.2	22.7	18.5	24.7	21.5	23.7	20.2	18.9	25.8	26.7	25.1
5. Very easy	13.9	15.4	12.6	15.2	10.5	11.3	12.6	18.2	11.2	13.3	16.5	9.7	9.6	14.2	30.0	50.2
<i>Item 6790 Subject A03a</i>	<i>N 2391</i>	<i>1129</i>	<i>1192</i>	<i>1582</i>	<i>256</i>	<i>504</i>	<i>586</i>	<i>816</i>	<i>485</i>	<i>1813</i>	<i>450</i>	<i>1149</i>	<i>611</i>	<i>220</i>	<i>342</i>	<i>46</i>
A21F: Tranquillizers																
1. Probably impossible	22.5	20.4	23.5	17.2	45.6	19.2	25.0	27.2	14.8	20.6	24.1	25.0	24.3	20.6	13.6	11.2
2. Very difficult	20.8	22.7	19.4	23.0	14.0	21.4	22.7	18.0	22.5	22.3	16.0	19.5	27.1	20.2	15.8	10.7
3. Fairly difficult	26.9	28.1	25.7	28.5	23.6	27.9	27.2	24.9	29.2	27.0	30.4	29.1	27.4	22.4	23.3	17.2
4. Fairly easy	17.2	15.6	19.3	18.7	6.9	19.0	14.3	15.8	21.2	18.5	13.6	17.4	11.8	20.1	24.1	22.3
5. Very easy	12.6	13.0	12.1	12.5	9.9	12.5	10.8	14.1	12.3	11.7	15.9	9.0	9.4	16.7	23.3	38.6
<i>Item 6800 Subject A03a</i>	<i>N 2406</i>	<i>1133</i>	<i>1202</i>	<i>1586</i>	<i>259</i>	<i>510</i>	<i>585</i>	<i>824</i>	<i>488</i>	<i>1830</i>	<i>450</i>	<i>1157</i>	<i>612</i>	<i>223</i>	<i>342</i>	<i>48</i>
A21G: Cocaine																
1. Probably impossible	16.6	15.3	17.0	14.0	26.1	16.6	17.2	19.2	11.6	16.2	16.2	21.2	17.0	10.8	5.8	3.5
2. Very difficult	17.8	20.2	15.8	20.2	11.6	22.2	19.1	15.3	16.0	18.6	15.2	20.3	19.8	20.4	7.9	1.4
3. Fairly difficult	22.2	22.3	22.3	24.6	13.7	21.6	20.8	20.8	27.0	23.7	18.0	23.6	21.7	14.3	23.9	15.8
4. Fairly easy	24.0	20.1	28.4	25.5	19.8	22.3	26.4	23.4	24.1	23.9	25.7	22.5	23.1	35.2	25.3	18.4
5. Very easy	19.2	22.1	16.5	15.7	28.8	17.3	16.4	21.3	21.2	17.5	25.0	12.4	18.3	19.2	37.2	61.0
<i>Item 6810 Subject A03a</i>	<i>N 2427</i>	<i>1142</i>	<i>1213</i>	<i>1597</i>	<i>265</i>	<i>512</i>	<i>590</i>	<i>831</i>	<i>493</i>	<i>1843</i>	<i>455</i>	<i>1170</i>	<i>616</i>	<i>223</i>	<i>344</i>	<i>48</i>
A21H: Heroin																
1. Probably impossible	22.7	23.0	21.7	20.7	33.7	22.7	22.8	26.2	16.8	21.7	23.5	24.7	23.9	19.4	19.0	5.0
2. Very difficult	23.9	26.0	22.3	27.6	14.1	26.1	24.5	22.0	24.3	25.8	17.5	23.5	27.3	26.4	20.7	11.2
3. Fairly difficult	25.4	25.2	25.8	27.5	13.9	24.3	25.8	24.1	28.3	26.0	24.5	24.1	24.0	27.5	31.7	20.7
4. Fairly easy	16.8	13.6	20.3	16.0	18.4	14.0	17.8	16.5	18.9	16.6	18.4	19.0	12.6	19.2	14.6	21.1
5. Very easy	11.1	12.2	10.0	8.2	19.9	12.8	9.0	11.2	11.7	9.9	16.1	8.7	12.1	7.5	14.0	42.0
<i>Item 6820 Subject A03a</i>	<i>N 2415</i>	<i>1134</i>	<i>1209</i>	<i>1588</i>	<i>263</i>	<i>510</i>	<i>587</i>	<i>826</i>	<i>491</i>	<i>1837</i>	<i>452</i>	<i>1163</i>	<i>612</i>	<i>222</i>	<i>344</i>	<i>48</i>
A21I: Some other narcotic (methadone, opium, codeine, etc.)																
1. Probably impossible	18.5	17.8	18.3	13.3	39.6	16.6	17.9	22.2	15.3	17.7	17.7	22.8	21.1	10.9	5.7	2.9
2. Very difficult	18.3	19.7	17.1	19.0	15.6	19.5	16.5	19.1	17.9	19.3	14.4	20.4	19.2	20.1	10.8	5.9
3. Fairly difficult	23.8	23.8	24.0	25.6	15.8	26.6	26.2	18.1	27.7	25.0	20.9	24.8	23.4	22.5	23.6	10.5
4. Fairly easy	22.0	19.9	24.6	24.6	13.2	17.1	24.5	24.0	20.7	21.5	26.0	19.6	20.1	30.4	29.3	19.3
5. Very easy	17.3	18.7	16.0	17.4	15.9	20.2	15.0	16.6	18.4	16.4	21.0	12.3	16.2	16.0	30.6	61.5
<i>Item 6830 Subject A03a</i>	<i>N 2407</i>	<i>1138</i>	<i>1199</i>	<i>1590</i>	<i>260</i>	<i>509</i>	<i>588</i>	<i>817</i>	<i>493</i>	<i>1827</i>	<i>453</i>	<i>1157</i>	<i>615</i>	<i>221</i>	<i>341</i>	<i>48</i>
This section asks about a number of different things.																
D01: During the LAST FOUR WEEKS, on how many days (if any) were you . . .																
D01A: Under the influence of alcohol while you were at school?																
1. None	91.8	88.3	95.0	92.6	92.1	91.0	92.1	93.6	89.1	93.0	86.6	97.6	92.6	88.1	81.5	46.6
2. One day	3.1	3.8	2.5	2.9	3.7	3.4	2.2	3.1	4.0	2.5	6.2	1.3	2.6	5.4	7.1	13.3
3. Two days	2.1	3.2	1.1	1.9	1.2	2.5	1.7	1.5	3.2	2.0	2.8	0.4	2.8	1.5	5.4	10.8
4. 3-5 days	1.6	2.2	1.1	1.4	1.3	2.0	2.0	1.0	2.0	1.5	2.1	0.1	1.2	4.1	2.7	14.6
5. 6-9 days	0.5	0.8	0.2	0.6	0.5	0.6	0.7	0.1	0.6	0.5	0.4	0.2	0.5	-	1.7	1.4
6. 10 or more days	0.9	1.6	0.2	0.6	1.1	0.6	1.4	0.7	1.1	0.5	2.0	0.4	0.3	0.9	1.6	13.3
<i>Item 25690 Subject A05c</i>	<i>N 2367</i>	<i>1111</i>	<i>1205</i>	<i>1599</i>	<i>252</i>	<i>504</i>	<i>580</i>	<i>818</i>	<i>466</i>	<i>1853</i>	<i>445</i>	<i>1160</i>	<i>591</i>	<i>213</i>	<i>334</i>	<i>48</i>

DESCRIPTIVE RESULTS: 2003

117

QUESTIONNAIRE FORM 2 2003	TOTAL	SEX		RACE		REGION				COLLEGE PLANS?		ILLICIT DRUG USE: LIFETIME				
		M	F	White	Black	NE	NC	S	W	Yes	No	None	Mari- juana Only	Few Pills	More Pills	Any Her- oin
<i>N (Weighted No. of Cases):</i>	2517	1164	1246	1631	273	535	608	861	513	1890	461	1200	624	226	350	50
<i>% of Weighted Total:</i>	100.0	46.3	49.5	64.8	10.8	21.2	24.2	34.2	20.4	75.1	18.3	47.7	24.8	9.0	13.9	2.0
D01B: Under the influence of marijuana or some other illegal drug while you were at school?																
1. None	90.3	86.8	93.5	89.6	92.8	89.8	92.4	90.9	86.9	91.8	84.4	100.0	89.0	88.7	66.9	49.9
2. One day	2.8	3.4	2.1	3.1	2.1	2.8	2.1	2.2	4.7	2.4	3.8	-	6.0	3.8	5.5	6.4
3. Two days	1.9	2.3	1.6	2.1	1.3	2.7	0.9	1.6	3.1	1.7	2.5	-	1.8	2.3	7.7	7.9
4. 3-5 days	1.9	2.7	1.2	2.0	2.2	2.3	1.4	2.0	1.8	1.8	2.4	-	2.1	2.3	5.8	14.7
5. 6-9 days	0.5	0.7	0.4	0.6	0.4	0.1	0.8	0.6	0.6	0.5	0.8	-	0.3	0.1	1.8	9.3
6. 10 or more days	2.6	4.0	1.1	2.6	1.3	2.3	2.3	2.7	2.9	1.7	6.1	-	0.8	2.8	12.3	11.8
<i>Item 25700 Subject A05c</i>	<i>N</i> 2361	<i>1104</i>	<i>1205</i>	<i>1595</i>	<i>252</i>	<i>501</i>	<i>580</i>	<i>815</i>	<i>464</i>	<i>1852</i>	<i>440</i>	<i>1157</i>	<i>590</i>	<i>210</i>	<i>334</i>	<i>48</i>
D01C: Smoking cigarettes or using chewing tobacco while you were at school?																
1. None	91.6	87.4	95.4	91.0	93.7	87.9	93.9	93.1	90.2	93.5	84.1	98.4	91.0	88.5	77.1	56.7
2. One day	1.7	2.6	1.0	1.8	0.8	2.7	1.3	1.4	1.7	1.4	2.9	0.4	2.1	2.6	4.4	4.5
3. Two days	1.4	2.0	0.9	1.2	2.3	1.9	1.0	1.7	0.6	1.1	2.5	0.5	1.4	1.7	1.9	15.0
4. 3-5 days	1.2	1.8	0.7	1.3	1.7	1.9	0.7	0.4	2.7	1.2	1.4	0.1	0.9	3.0	3.3	11.4
5. 6-9 days	0.4	0.5	0.2	0.4	0.4	0.4	0.2	0.5	0.4	0.3	0.7	-	0.5	0.4	1.5	-
6. 10 or more days	3.7	5.7	1.8	4.4	1.1	5.2	3.0	2.9	4.3	2.5	8.4	0.7	4.1	3.8	11.8	12.4
<i>Item 25710 Subject A05c</i>	<i>N</i> 2361	<i>1105</i>	<i>1205</i>	<i>1597</i>	<i>251</i>	<i>502</i>	<i>579</i>	<i>818</i>	<i>463</i>	<i>1851</i>	<i>441</i>	<i>1157</i>	<i>589</i>	<i>212</i>	<i>334</i>	<i>48</i>
D01D: Carrying a weapon such as a gun, knife, or club to school?																
1. None	96.5	94.7	98.4	96.9	95.4	97.4	97.7	96.3	94.7	96.9	94.9	98.4	97.7	94.9	95.7	58.2
2. One day	1.1	1.6	0.6	0.9	1.6	0.7	0.7	0.5	3.0	0.8	2.3	0.4	0.1	2.7	2.2	14.5
3. Two days	0.4	0.8	-	0.3	0.3	-	0.2	0.7	0.4	0.3	0.5	0.2	0.7	-	0.2	3.7
4. 3-5 days	0.1	0.2	0.1	0.1	0.4	0.2	-	0.1	0.2	0.1	-	0.1	-	-	0.1	3.0
5. 6-9 days	0.3	0.6	0.1	0.4	-	0.2	0.3	0.3	0.5	0.3	0.4	-	0.4	-	0.3	1.9
6. 10 or more days	1.6	2.2	0.8	1.5	2.3	1.5	1.2	2.1	1.2	1.5	1.8	0.9	1.1	2.4	1.6	18.7
<i>Item 25720 Subject B07, S01</i>	<i>N</i> 2357	<i>1106</i>	<i>1199</i>	<i>1597</i>	<i>248</i>	<i>501</i>	<i>579</i>	<i>813</i>	<i>464</i>	<i>1846</i>	<i>442</i>	<i>1156</i>	<i>590</i>	<i>210</i>	<i>333</i>	<i>48</i>
D02: During an average school week, about how many times . . .																
D02A: Do your teachers interrupt the class to deal with student misbehavior or goofing off?																
1. Never	16.5	16.8	15.7	15.5	19.9	15.4	18.9	17.1	13.6	14.7	22.5	17.5	16.8	13.2	13.7	14.4
2. Less than once a week	23.7	22.7	24.8	25.8	18.4	18.4	30.7	22.5	22.9	25.3	17.0	26.5	22.3	25.2	17.8	17.9
3. 1-2 times a week	24.9	23.3	26.8	24.5	27.0	27.1	22.4	26.3	23.5	25.9	21.3	25.8	23.3	25.2	25.7	24.2
4. 3-5 times a week	19.4	18.9	20.2	19.3	16.1	21.7	17.6	17.3	22.8	19.0	21.6	17.0	21.5	21.2	22.0	26.1
5. 6-9 times a week	7.4	8.2	6.7	7.3	9.1	7.4	6.4	7.8	8.0	7.8	6.4	6.7	7.5	6.7	10.8	2.0
6. 10-19 times a week	3.8	4.5	3.3	3.8	5.1	4.1	2.3	3.7	5.5	3.8	3.5	2.3	4.6	6.7	6.1	4.1
7. 20 or more	4.2	5.6	2.6	3.9	4.4	5.9	1.7	5.2	3.7	3.5	7.6	4.2	3.9	1.9	3.8	11.3
<i>Item 25730 Subject B04</i>	<i>N</i> 2358	<i>1105</i>	<i>1203</i>	<i>1597</i>	<i>252</i>	<i>500</i>	<i>578</i>	<i>816</i>	<i>464</i>	<i>1848</i>	<i>441</i>	<i>1156</i>	<i>591</i>	<i>210</i>	<i>333</i>	<i>48</i>
D02B: Does misbehavior or goofing off by other students in your class interfere with your own learning?																
1. Never	42.2	49.7	34.6	41.8	46.4	44.3	39.1	44.1	40.4	40.0	49.9	40.2	46.2	41.5	41.2	41.4
2. Less than once a week	22.0	18.4	25.7	23.5	14.4	18.0	26.4	21.1	22.7	23.0	17.0	24.9	18.7	24.1	18.9	10.8
3. 1-2 times a week	16.9	14.4	19.7	17.4	18.5	18.2	17.5	16.3	15.8	18.1	12.9	16.7	17.9	18.2	16.3	14.9
4. 3-5 times a week	10.9	9.5	12.3	10.1	11.1	12.2	9.8	10.3	11.9	11.2	10.7	10.7	10.8	10.0	11.5	16.6
5. 6-9 times a week	3.7	3.8	3.5	3.2	5.2	2.5	3.8	3.4	5.4	3.5	4.6	3.8	2.5	3.3	5.5	4.6
6. 10-19 times a week	1.6	1.1	1.9	1.9	0.8	1.7	1.3	1.8	1.4	1.8	0.7	1.0	1.6	2.1	2.9	5.3
7. 20 or more	2.7	3.1	2.3	2.0	3.6	3.1	2.1	3.0	2.4	2.4	4.2	2.7	2.2	0.7	3.7	6.5
<i>Item 25740 Subject B04</i>	<i>N</i> 2345	<i>1097</i>	<i>1199</i>	<i>1592</i>	<i>251</i>	<i>496</i>	<i>577</i>	<i>810</i>	<i>462</i>	<i>1841</i>	<i>440</i>	<i>1155</i>	<i>588</i>	<i>209</i>	<i>329</i>	<i>47</i>
D02C: Do you come to class late (after class has begun) without an approved excuse?																
1. Never	45.9	42.4	48.9	46.5	47.1	39.7	45.5	56.5	34.5	45.3	46.2	55.2	37.7	39.4	34.5	33.2
2. Less than once a week	26.1	24.1	28.1	26.2	22.1	27.2	28.5	24.4	24.8	26.9	23.9	24.5	27.3	29.0	28.0	27.8
3. 1-2 times a week	14.8	16.4	13.2	15.2	18.1	14.1	14.0	12.5	20.8	14.5	16.4	11.7	17.4	19.9	19.8	7.2
4. 3-5 times a week	8.5	10.1	7.2	8.1	7.3	12.1	7.8	3.4	14.4	8.7	7.9	6.0	11.0	7.3	11.1	15.3
5. 6-9 times a week	2.7	3.7	1.9	2.8	1.8	4.6	2.6	1.6	2.7	2.9	2.5	1.5	4.7	1.2	3.0	11.9
6. 10-19 times a week	0.7	1.2	0.4	0.7	0.7	1.1	0.5	0.4	1.3	0.6	1.4	0.3	0.8	0.7	2.0	1.3
7. 20 or more	1.2	2.1	0.4	0.5	2.9	1.3	1.1	1.2	1.5	1.1	1.8	0.7	1.2	2.5	1.6	3.2
<i>Item 25750 Subject B06</i>	<i>N</i> 2340	<i>1095</i>	<i>1195</i>	<i>1590</i>	<i>251</i>	<i>494</i>	<i>574</i>	<i>811</i>	<i>461</i>	<i>1837</i>	<i>439</i>	<i>1149</i>	<i>584</i>	<i>209</i>	<i>332</i>	<i>48</i>

MONITORING THE FUTURE

QUESTIONNAIRE FORM 2 2003	TOTAL	SEX		RACE		REGION				COLLEGE PLANS?		ILLICIT DRUG USE: LIFETIME				
		M	F	White	Black	NE	NC	S	W	Yes	No	None	Mari- juana Only	Few Pills	More Pills	Any Her- oin
<i>N (Weighted No. of Cases):</i>	2517	1164	1246	1631	273	535	608	861	513	1890	461	1200	624	226	350	50
<i>% of Weighted Total:</i>	100.0	46.3	49.5	64.8	10.8	21.2	24.2	34.2	20.4	75.1	18.3	47.7	24.8	9.0	13.9	2.0
D03: Do you feel that the rules about student behavior in your school are generally fair and reasonable?																
5. Yes	17.5	17.4	17.7	17.8	17.5	14.1	16.4	19.4	19.4	17.8	16.1	22.1	15.1	15.4	9.4	7.2
4. Yes, mostly	44.0	38.5	49.0	46.4	33.5	43.0	43.6	42.4	48.5	46.2	35.6	48.1	41.3	41.8	39.6	22.6
3. Don't know, can't say	11.4	12.2	10.6	9.4	15.7	9.4	11.5	10.5	15.3	11.0	12.8	10.6	11.0	11.6	14.7	13.7
2. No, mostly	15.4	16.5	14.6	15.3	17.5	20.1	14.2	16.1	10.7	15.7	15.8	10.7	19.8	20.1	19.8	21.3
1. No	11.6	15.4	8.0	11.0	15.8	13.5	14.2	11.6	6.0	9.3	19.7	8.5	12.8	11.1	16.5	35.2
<i>Item 25760 Subject B04, B10</i>	<i>N</i> 2345	1096	1200	1588	251	498	576	813	457	1839	438	1149	589	210	329	47
D04: How satisfied are you with your life as a whole these days?																
1. Completely dissatisfied	3.5	4.6	2.7	3.0	4.2	5.0	2.8	4.1	1.9	3.1	4.8	2.9	3.9	3.8	5.1	1.4
2. Quite dissatisfied	6.5	6.3	6.5	6.5	2.5	7.1	6.9	4.2	9.2	6.4	5.9	5.7	7.8	6.6	6.2	8.6
3. Somewhat dissatisfied	7.3	7.5	7.4	7.0	4.6	9.5	7.7	5.6	7.6	7.0	8.0	5.9	8.1	7.2	10.0	16.3
4. Neither, or mixed feelings	11.8	11.4	12.2	9.9	13.6	10.8	11.8	11.5	13.5	11.4	13.8	11.6	10.7	8.4	16.2	13.5
5. Somewhat satisfied	22.6	21.3	23.8	22.3	23.5	23.2	21.5	22.6	23.0	22.8	21.6	21.2	23.1	28.0	23.4	21.2
6. Quite satisfied	37.3	34.9	39.4	42.1	28.9	36.5	40.4	37.4	34.2	38.5	34.1	40.6	35.4	39.2	31.1	12.6
7. Completely satisfied	11.0	14.0	8.0	9.2	22.7	7.9	8.9	14.5	10.6	10.7	11.7	12.1	11.0	6.8	7.9	26.4
<i>Item 6840 Subject P01, Q01</i>	<i>N</i> 2345	1095	1199	1587	251	493	574	816	461	1839	437	1151	589	207	329	47
D05: These next questions ask you to guess how well you might do in several different situations.																
How good do you think you would be . . .																
D05A: As a husband or wife?																
1. Poor	1.7	2.1	1.0	1.1	2.3	2.1	1.2	1.9	1.3	1.4	2.2	1.6	1.9	-	1.0	3.1
2. Not so good	1.2	0.9	1.3	0.9	0.9	1.2	0.9	1.4	1.2	1.1	1.6	1.2	0.9	1.0	1.6	1.4
3. Fairly good	7.7	8.0	7.6	7.1	6.7	8.8	7.4	6.7	8.7	7.0	10.9	7.6	6.6	10.4	9.0	7.0
4. Good	33.4	35.4	32.1	35.2	25.2	35.4	33.6	31.5	34.0	33.4	34.0	34.1	32.4	33.7	32.8	31.9
5. Very good	52.4	48.8	55.9	52.2	61.8	49.5	53.4	53.9	51.7	54.3	44.9	51.7	55.4	50.6	51.7	48.5
8. Don't know	3.6	4.9	2.0	3.5	3.0	3.0	3.4	4.5	3.0	2.8	6.4	3.7	2.7	4.3	4.0	8.2
<i>Item 6850 Subject D01, Q01</i>	<i>N</i> 2339	1091	1197	1581	250	492	573	815	459	1833	436	1148	587	206	329	47
D05B: As a parent?																
1. Poor	2.4	2.8	1.9	2.2	2.1	3.0	2.1	2.4	2.4	2.2	2.8	2.4	2.6	1.9	1.3	6.2
2. Not so good	3.7	3.8	3.4	3.7	2.7	4.2	3.0	4.3	2.9	4.0	2.8	3.6	3.7	2.5	3.8	7.1
3. Fairly good	8.5	8.7	8.3	9.5	4.5	8.7	8.2	8.7	8.3	8.3	9.8	9.1	7.7	11.2	6.6	6.0
4. Good	29.4	29.7	29.6	30.0	20.5	28.3	31.8	28.2	29.6	29.3	30.5	29.0	30.8	32.7	28.0	16.7
5. Very good	51.6	49.4	54.0	50.3	67.6	51.2	52.5	52.0	50.3	52.2	48.4	50.7	52.3	47.0	56.0	59.0
8. Don't know	4.3	5.6	2.8	4.2	2.7	4.5	2.4	4.4	6.6	4.0	5.7	5.1	2.9	4.6	4.3	5.0
<i>Item 6860 Subject D02, Q01</i>	<i>N</i> 2331	1085	1196	1577	250	492	572	809	459	1832	431	1146	586	206	326	47
D05C: As a worker on a job?																
1. Poor	1.2	1.9	0.3	0.4	2.2	1.4	0.7	1.3	1.2	1.1	0.8	1.2	1.5	0.3	0.5	-
2. Not so good	0.7	0.7	0.7	0.5	0.4	0.8	0.4	0.9	0.5	0.6	1.1	0.2	1.1	-	0.7	6.9
3. Fairly good	4.3	4.9	3.7	4.6	3.3	4.0	5.0	4.8	2.9	4.4	4.3	4.9	2.4	6.7	3.5	6.7
4. Good	29.3	31.4	27.3	30.8	20.8	31.7	30.8	25.9	30.9	29.2	30.4	28.8	31.3	33.1	26.7	21.9
5. Very good	62.8	59.0	66.9	62.0	71.2	60.8	61.9	64.4	63.4	63.4	60.3	63.0	62.4	58.4	67.4	62.5
8. Don't know	1.7	2.2	1.1	1.9	2.1	1.3	1.2	2.7	1.1	1.3	3.1	1.9	1.4	1.5	1.1	2.0
<i>Item 6870 Subject C03, Q01</i>	<i>N</i> 2329	1085	1193	1574	250	492	572	807	459	1832	431	1146	586	206	323	47
D06: How much do you agree or disagree with each of the following statements?																
D06A: There is too much competition in this society																
1. Disagree	9.4	14.2	5.0	9.3	12.2	13.7	7.2	9.8	6.7	9.1	9.6	9.2	9.7	8.9	8.8	16.5
2. Mostly disagree	9.7	12.4	7.4	11.5	7.6	7.5	11.7	9.6	9.8	10.3	7.3	11.1	9.1	6.9	7.7	6.3
3. Neither	24.7	26.8	22.4	26.6	19.5	22.4	26.0	22.9	28.9	23.8	27.3	25.0	27.1	19.4	22.0	28.8
4. Mostly agree	35.2	30.5	40.0	36.1	32.4	35.0	34.0	35.9	35.8	36.2	32.7	34.4	34.6	39.5	39.1	22.7
5. Agree	21.0	16.1	25.2	16.6	28.4	21.5	21.1	21.8	18.7	20.6	23.1	20.3	19.5	25.4	22.5	25.7
<i>Item 7010 Subject Q08</i>	<i>N</i> 2292	1069	1174	1554	242	488	553	796	455	1801	422	1126	574	205	322	45

QUESTIONNAIRE FORM 2 2003	TOTAL	SEX		RACE		REGION				COLLEGE PLANS?		ILLICIT DRUG USE: LIFETIME				
		M	F	White	Black	NE	NC	S	W	Yes	No	None	Mari- juana Only	Few Pills	More Pills	Any Her- oin
<i>N (Weighted No. of Cases):</i>	2517	1164	1246	1631	273	535	608	861	513	1890	461	1200	624	226	350	50
<i>% of Weighted Total:</i>	100.0	46.3	49.5	64.8	10.8	21.2	24.2	34.2	20.4	75.1	18.3	47.7	24.8	9.0	13.9	2.0
D06B: Too many young people are sloppy about their grooming and clothing, and just don't care how they look																
1. Disagree	12.3	14.5	10.5	11.4	14.5	16.2	11.5	11.4	10.6	12.3	10.7	10.8	12.4	13.1	13.7	27.6
2. Mostly disagree	22.7	23.7	22.3	25.4	13.7	24.0	27.1	19.7	20.9	23.2	21.7	25.3	22.0	19.2	19.4	6.8
3. Neither	30.6	29.2	30.8	30.6	26.6	31.2	28.0	29.7	34.4	31.1	28.2	30.1	29.7	37.4	28.7	31.3
4. Mostly agree	22.9	21.7	24.5	22.5	24.6	18.1	22.9	25.8	23.1	22.8	23.3	21.8	22.4	23.9	29.0	17.8
5. Agree	11.6	10.9	11.8	10.2	20.5	10.4	10.5	13.3	11.1	10.6	16.1	12.0	13.5	6.5	9.1	16.6
<i>Item 7020 Subject Q08</i>	<i>N</i> 2285	1063	1173	1552	243	480	555	796	454	1792	423	1124	567	206	322	47
D06C: There is too much hard rock music on the radio these days																
1. Disagree	39.4	44.1	35.2	44.3	22.2	46.0	35.9	39.0	37.8	39.0	41.1	35.1	39.7	41.6	50.9	55.0
2. Mostly disagree	18.4	16.5	20.3	20.5	9.4	19.8	21.0	15.0	19.8	19.7	12.8	19.6	18.8	18.0	15.4	6.2
3. Neither	29.1	24.9	32.9	25.0	49.0	25.2	28.4	32.1	28.9	29.2	29.0	30.5	29.1	29.5	24.6	24.0
4. Mostly agree	6.9	7.0	6.8	5.7	8.0	4.6	9.1	6.2	8.0	6.6	8.5	7.4	6.7	5.8	5.7	8.8
5. Agree	6.1	7.5	4.9	4.6	11.5	4.4	5.7	7.8	5.5	5.4	8.6	7.3	5.6	5.2	3.4	6.1
<i>Item 7030 Subject Q08</i>	<i>N</i> 2280	1062	1169	1553	241	480	555	792	452	1790	422	1122	564	206	322	47
D06D: People should do their own thing, even if other people think it's strange																
1. Disagree	3.2	4.4	2.0	2.4	5.5	4.4	2.6	3.4	2.1	2.4	4.6	3.0	2.3	3.3	4.2	5.6
2. Mostly disagree	3.0	4.1	2.0	3.3	1.8	4.4	1.6	3.2	3.0	3.2	2.6	3.6	2.0	2.3	3.0	3.2
3. Neither	12.3	14.5	10.0	11.3	11.5	10.4	11.1	13.2	14.1	11.6	15.1	12.8	11.5	11.8	10.8	11.0
4. Mostly agree	34.7	32.8	36.4	36.6	31.2	29.8	39.4	35.1	33.2	36.7	28.0	37.9	33.4	33.1	30.4	18.2
5. Agree	46.9	44.2	49.5	46.4	50.0	51.0	45.3	45.0	47.6	46.1	49.8	42.7	50.8	49.5	51.7	62.0
<i>Item 7040 Subject Q08</i>	<i>N</i> 2271	1052	1169	1548	241	480	553	792	445	1784	419	1119	559	206	322	46
D06E: I get a real kick out of doing things that are a little dangerous																
1. Disagree	13.5	10.4	16.3	10.6	33.8	14.0	12.9	15.4	10.3	13.8	10.1	17.6	10.6	6.8	8.4	12.7
2. Mostly disagree	13.9	10.2	17.4	15.1	16.7	14.7	12.9	14.8	12.5	15.1	9.1	18.9	9.4	11.3	7.0	5.6
3. Neither	28.8	26.3	30.7	27.8	26.7	23.8	28.7	30.1	32.2	29.3	27.0	29.8	31.4	32.8	19.9	17.0
4. Mostly agree	29.0	32.4	26.1	31.9	14.7	33.4	31.6	24.4	29.2	28.7	31.9	22.9	33.1	35.6	38.1	37.3
5. Agree	14.8	20.6	9.5	14.7	8.0	14.1	13.8	15.4	15.9	13.2	21.9	10.8	15.5	13.6	26.6	27.4
<i>Item 7050 Subject Q04</i>	<i>N</i> 2287	1067	1171	1551	243	485	556	793	452	1796	422	1122	571	206	323	47
D06F: I like to test myself every now and then by doing something a little risky																
1. Disagree	13.2	8.9	16.9	11.2	32.0	12.2	12.6	15.8	10.6	13.7	10.8	17.6	9.0	10.4	7.4	10.3
2. Mostly disagree	12.2	10.5	13.6	12.5	12.5	12.5	11.6	13.3	10.4	13.5	6.7	15.2	10.0	8.8	8.5	3.9
3. Neither	25.8	24.2	26.2	24.3	25.0	25.2	24.3	26.7	26.5	24.8	28.8	28.3	26.6	21.3	18.5	26.3
4. Mostly agree	33.5	34.7	33.1	37.0	18.0	31.6	40.3	28.5	35.8	34.7	30.1	27.6	36.8	43.5	42.9	29.9
5. Agree	15.4	21.6	10.1	15.1	12.5	18.6	11.2	15.7	16.7	13.3	23.7	11.4	17.6	16.0	22.7	29.6
<i>Item 7060 Subject Q04</i>	<i>N</i> 2270	1056	1165	1546	243	477	550	793	449	1783	422	1116	561	204	322	47
D06G: I take a positive attitude toward myself																
1. Disagree	4.7	5.2	4.3	5.0	4.1	6.0	5.7	4.2	3.1	4.6	4.5	4.0	3.7	7.6	7.1	6.0
2. Mostly disagree	8.1	6.5	9.6	8.7	4.2	10.2	8.6	6.8	7.3	7.2	11.0	7.9	6.4	11.0	9.0	7.3
3. Neither	15.9	14.7	16.5	15.7	10.6	16.0	14.9	15.5	17.5	15.1	18.6	15.0	17.1	12.9	17.8	19.8
4. Mostly agree	39.1	38.2	40.0	42.0	24.7	38.3	40.5	35.9	43.7	39.7	37.7	37.2	40.6	41.7	44.9	19.9
5. Agree	32.3	35.3	29.6	28.6	56.4	29.5	30.3	37.5	28.4	33.3	28.2	35.9	32.2	26.9	21.2	47.1
<i>Item 12550 Subject Q01</i>	<i>N</i> 2271	1055	1167	1542	243	476	551	793	451	1784	419	1121	563	203	319	46
D06H: I feel I am a person of worth, on an equal plane with others																
1. Disagree	4.2	4.7	3.6	4.0	7.2	4.5	4.6	4.1	3.4	3.6	5.5	3.5	3.7	7.6	5.1	4.8
2. Mostly disagree	6.2	6.0	6.3	6.3	2.7	7.1	6.6	5.2	6.5	5.4	8.9	6.0	3.2	9.1	8.4	13.1
3. Neither	14.2	15.6	12.9	13.8	8.3	13.3	14.2	14.6	14.7	12.5	20.8	12.5	14.8	10.8	18.2	30.1
4. Mostly agree	35.1	33.0	36.9	37.3	24.4	33.5	39.0	35.0	31.9	36.3	32.9	34.8	36.1	38.7	36.0	10.1
5. Agree	40.3	40.7	40.4	38.6	57.3	41.4	35.7	41.1	43.5	42.2	31.9	43.2	42.1	33.7	32.3	41.8
<i>Item 12570 Subject Q01</i>	<i>N</i> 2272	1058	1165	1546	241	478	551	792	451	1783	421	1119	563	204	322	46

QUESTIONNAIRE FORM 2 2003	TOTAL	SEX		RACE		REGION				COLLEGE PLANS?		ILLICIT DRUG USE: LIFETIME				
		M	F	White	Black	NE	NC	S	W	Yes	No	None	Mari- juana Only	Few Pills	More Pills	Any Her- oin
<i>N (Weighted No. of Cases):</i>	2517	1164	1246	1631	273	535	608	861	513	1890	461	1200	624	226	350	50
<i>% of Weighted Total:</i>	100.0	46.3	49.5	64.8	10.8	21.2	24.2	34.2	20.4	75.1	18.3	47.7	24.8	9.0	13.9	2.0
D06I: I am able to do things as well as most other people																
1. Disagree	2.4	3.4	1.5	1.5	5.2	2.9	2.7	2.7	0.9	2.0	3.5	1.5	2.3	3.8	4.1	3.8
2. Mostly disagree	3.4	2.8	4.1	3.8	1.6	4.2	4.6	3.3	1.3	3.1	5.2	3.4	1.7	4.1	4.2	12.3
3. Neither	11.3	11.9	10.4	11.1	3.8	10.8	9.8	12.6	11.3	9.8	16.6	9.8	12.3	10.4	13.0	15.3
4. Mostly agree	39.9	36.3	43.2	42.8	31.0	39.8	43.3	38.1	39.1	41.0	37.6	41.3	39.2	38.8	39.7	31.6
5. Agree	43.0	45.6	40.8	40.9	58.3	42.3	39.6	43.2	47.3	44.2	37.0	44.0	44.5	42.8	38.9	37.1
<i>Item 12580 Subject Q01</i>	<i>N</i>	2266	1054	1162	1537	480	550	787	448	1784	415	1110	567	203	322	45
D06J: On the whole, I'm satisfied with myself																
1. Disagree	4.4	4.9	3.8	3.8	5.9	4.9	5.8	3.5	3.9	4.0	5.1	3.7	3.3	7.2	6.2	5.8
2. Mostly disagree	5.8	5.2	6.3	5.7	3.8	7.1	6.0	4.5	6.4	5.3	7.4	4.6	4.7	9.5	7.3	13.9
3. Neither	13.2	13.7	12.5	13.0	5.8	15.0	11.8	12.5	14.1	12.3	15.9	11.1	14.5	9.2	20.2	11.5
4. Mostly agree	37.6	34.5	41.2	39.9	31.8	39.5	39.8	36.3	35.4	38.2	39.1	39.2	39.1	36.8	32.3	30.0
5. Agree	39.0	41.7	36.3	37.6	52.7	33.5	36.7	43.3	40.2	40.1	32.6	41.3	38.5	37.3	34.0	38.8
<i>Item 12620 Subject P01, Q01</i>	<i>N</i>	2259	1049	1160	1539	474	550	786	448	1777	416	1109	562	202	320	47
D06K: I feel I do not have much to be proud of																
1. Disagree	38.5	37.8	39.4	38.7	50.2	40.1	34.2	42.6	35.1	40.0	31.6	41.4	36.7	40.8	31.5	34.0
2. Mostly disagree	29.0	28.9	29.1	31.0	18.9	25.8	34.5	25.9	30.8	30.8	22.7	30.0	30.5	25.6	27.5	12.8
3. Neither	16.2	16.4	15.9	15.3	10.1	15.5	15.1	15.4	19.8	14.6	22.2	13.4	18.0	13.9	21.8	30.0
4. Mostly agree	10.7	11.5	10.0	10.6	10.1	13.2	9.9	10.3	9.9	9.3	16.7	9.6	9.7	14.1	12.9	18.7
5. Agree	5.6	5.4	5.5	4.4	10.7	5.5	6.3	5.7	4.5	5.3	6.7	5.6	5.0	5.6	6.4	4.5
<i>Item 12660 Subject Q01</i>	<i>N</i>	2254	1045	1159	1536	471	549	784	450	1771	417	1105	560	204	322	45
D06L: Sometimes I think that I am no good at all																
1. Disagree	37.7	41.7	34.1	36.5	56.2	36.3	34.8	40.0	38.9	38.1	35.7	40.5	38.7	37.3	27.6	36.5
2. Mostly disagree	23.5	25.6	21.8	25.2	15.3	23.6	27.9	21.4	21.8	24.5	18.8	23.4	24.4	20.8	24.1	15.2
3. Neither	17.7	15.9	18.9	17.2	12.3	18.2	14.9	18.2	19.5	17.2	19.1	16.3	18.4	12.5	23.6	21.5
4. Mostly agree	13.3	10.7	15.7	13.4	9.5	11.0	13.9	13.1	15.1	12.6	17.3	12.4	11.4	21.2	14.6	17.8
5. Agree	7.8	6.1	9.5	7.6	6.6	10.8	8.5	7.4	4.6	7.5	9.1	7.3	7.1	8.3	10.2	9.0
<i>Item 12680 Subject Q01</i>	<i>N</i>	2246	1044	1153	1530	472	547	784	443	1767	414	1105	558	200	319	45
D06M: I feel that I can't do anything right																
1. Disagree	45.1	49.9	41.3	45.0	58.3	45.4	41.8	46.1	47.2	46.7	38.6	48.3	47.1	39.4	34.8	49.4
2. Mostly disagree	25.7	22.0	29.0	27.9	15.9	23.9	30.9	22.7	26.3	27.2	19.5	25.2	26.3	31.7	24.6	8.5
3. Neither	17.1	16.7	17.2	16.6	12.7	17.5	15.2	17.7	18.1	15.5	23.3	15.5	17.5	15.2	21.8	19.4
4. Mostly agree	8.5	8.1	8.9	8.0	6.3	9.9	8.1	8.7	7.1	7.5	13.0	7.1	6.0	9.6	15.3	21.7
5. Agree	3.6	3.3	3.6	2.5	6.8	3.3	3.9	4.8	1.4	3.1	5.6	3.9	3.0	4.1	3.5	0.9
<i>Item 12720 Subject Q01</i>	<i>N</i>	2244	1040	1155	1532	471	549	780	444	1773	410	1107	558	200	316	45
D06N: I feel that my life is not very useful																
1. Disagree	53.6	55.4	52.1	54.3	64.5	50.8	47.8	56.0	59.4	56.0	44.4	59.6	52.2	45.8	41.8	46.9
2. Mostly disagree	19.1	17.6	20.8	20.7	12.9	19.6	25.1	17.0	14.9	19.5	17.2	16.7	21.5	23.8	21.9	4.4
3. Neither	15.6	14.2	16.5	14.4	9.1	16.1	14.6	15.9	15.9	13.9	22.3	13.8	16.8	15.8	19.5	13.4
4. Mostly agree	6.8	7.3	6.2	6.5	6.5	9.4	6.7	5.4	6.7	6.7	7.9	5.6	5.4	9.4	8.8	26.7
5. Agree	4.9	5.5	4.4	4.1	7.1	4.1	5.7	5.7	3.1	3.9	8.1	4.2	4.0	5.2	7.9	8.6
<i>Item 12750 Subject Q01</i>	<i>N</i>	2250	1045	1156	1531	473	550	783	444	1770	412	1103	560	203	320	45
D07: How many of your friends would you estimate . . .																
D07A: Smoke cigarettes?																
1. None	16.7	12.9	20.1	12.4	38.0	15.4	13.4	18.0	19.8	17.5	12.8	25.4	11.1	6.3	5.3	2.0
2. A few	36.1	36.8	35.3	36.0	33.3	36.2	37.2	36.2	34.5	37.8	30.5	42.7	34.5	33.6	20.2	13.6
3. Some	27.6	31.2	24.5	29.1	20.2	29.7	25.7	26.5	29.6	27.7	27.0	23.9	32.1	34.1	28.4	31.1
4. Most	17.5	16.3	18.6	20.0	8.2	16.4	21.5	16.9	14.9	15.8	24.3	7.3	20.8	22.5	41.5	40.4
5. All	2.1	2.8	1.5	2.5	0.3	2.3	2.2	2.4	1.2	1.2	5.4	0.7	1.6	3.5	4.6	12.9
<i>Item 7070 Subject A02a</i>	<i>N</i>	2266	1053	1161	1543	476	553	787	451	1776	418	1108	559	207	324	47

DESCRIPTIVE RESULTS: 2003

121

QUESTIONNAIRE FORM 2 2003	TOTAL	SEX		RACE		REGION				COLLEGE PLANS?		ILLICIT DRUG USE: LIFETIME				
		M	F	White	Black	NE	NC	S	W	Yes	No	None	Mari- juana Only	Few Pills	More Pills	Any Her- oin
<i>N (Weighted No. of Cases):</i>	2517	1164	1246	1631	273	535	608	861	513	1890	461	1200	624	226	350	50
<i>% of Weighted Total:</i>	100.0	46.3	49.5	64.8	10.8	21.2	24.2	34.2	20.4	75.1	18.3	47.7	24.8	9.0	13.9	2.0
D07B: Smoke marijuana (pot, weed) or hashish?																
1. None	21.1	17.5	24.2	18.5	27.7	16.2	18.5	26.7	20.0	20.5	24.3	33.8	7.4	16.6	6.2	4.0
2. A few	31.6	31.1	32.1	34.4	20.9	31.5	34.5	30.7	29.6	33.8	22.3	39.8	29.4	26.1	15.6	7.9
3. Some	25.6	26.2	25.7	26.0	27.4	25.6	28.2	24.4	24.7	25.6	25.6	20.7	31.5	33.0	29.2	17.2
4. Most	18.2	20.8	15.6	17.7	20.2	21.0	16.0	14.9	23.6	17.2	22.1	5.0	27.7	20.4	41.0	44.7
5. All	3.5	4.4	2.4	3.4	3.7	5.7	2.8	3.4	2.2	3.0	5.7	0.7	3.9	3.8	8.1	26.2
<i>Item 7080 Subject A02a</i>	<i>N</i> 2266	1055	1160	1537	239	480	552	784	451	1780	415	1106	564	205	322	47
D07C: Take LSD?																
1. None	78.1	74.9	80.8	76.1	90.5	78.7	80.3	76.5	77.6	79.2	73.5	88.2	81.8	74.4	47.9	19.3
2. A few	15.5	17.9	13.7	17.5	5.4	14.3	13.4	17.7	15.7	15.2	17.0	9.1	14.8	19.3	33.7	39.3
3. Some	4.5	5.3	3.6	4.5	2.3	5.7	3.4	4.1	5.1	3.9	6.9	2.0	2.4	3.4	15.1	18.3
4. Most	1.3	1.2	1.4	1.4	1.1	1.2	1.8	1.0	1.3	1.0	2.4	0.5	0.5	2.9	2.1	19.8
5. All	0.6	0.7	0.5	0.5	0.7	0.1	1.1	0.7	0.2	0.6	0.3	0.2	0.5	-	1.2	3.3
<i>Item 7090 Subject A02a</i>	<i>N</i> 2241	1037	1152	1529	235	473	550	778	441	1758	414	1097	555	205	318	45
D07D: Take other hallucinogens (mescaline, peyote, "shrooms" or psilocybin, PCP, etc.)?																
1. None	70.0	65.7	73.4	66.4	91.3	66.4	73.8	72.3	64.8	70.7	66.8	82.1	74.0	59.8	35.3	21.3
2. A few	21.4	23.9	19.5	24.3	5.8	23.7	18.5	20.6	23.9	21.1	22.9	14.8	20.4	31.4	38.7	25.1
3. Some	6.3	7.1	5.6	6.7	1.8	7.5	5.0	5.5	8.0	6.0	7.6	2.7	4.2	5.6	18.3	35.8
4. Most	1.6	2.1	1.1	1.7	0.6	1.6	1.8	1.0	2.4	1.5	1.7	0.3	0.8	3.2	5.6	9.5
5. All	0.8	1.2	0.5	1.0	0.6	0.8	0.9	0.6	0.9	0.7	1.0	0.1	0.6	-	2.1	8.4
<i>Item 7100 Subject A02a</i>	<i>N</i> 2258	1052	1155	1538	237	481	549	781	447	1773	416	1102	561	204	323	47
D07E: Take amphetamines (uppers, pep pills, bennies, speed)?																
1. None	71.9	70.0	73.3	69.1	89.2	73.6	74.0	70.2	70.5	73.2	65.0	82.4	78.7	62.6	38.4	16.4
2. A few	19.4	20.6	18.6	22.0	6.7	19.8	18.4	19.9	19.5	19.1	21.5	14.2	16.0	29.2	35.7	30.0
3. Some	6.5	7.3	6.0	6.7	2.6	5.8	5.0	7.0	8.4	5.9	9.8	3.0	4.8	5.3	20.1	23.4
4. Most	1.4	1.3	1.5	1.7	-	0.5	2.0	1.8	0.9	1.2	2.3	0.3	0.5	2.9	3.2	16.9
5. All	0.7	0.9	0.6	0.5	1.5	0.3	0.6	1.1	0.7	0.5	1.4	0.1	-	-	2.7	13.2
<i>Item 7110 Subject A02a</i>	<i>N</i> 2259	1051	1156	1536	237	480	548	780	450	1775	415	1102	561	204	323	47
D07F: Take quaaludes (quads, methaqualone)?																
1. None	85.9	82.5	88.8	84.2	94.1	85.8	86.6	85.6	85.4	86.8	81.0	92.8	88.0	86.5	66.8	31.9
2. A few	10.0	12.5	7.7	11.7	3.3	10.2	9.3	10.6	9.5	9.0	14.4	5.7	8.7	8.4	24.1	32.5
3. Some	2.9	3.8	2.3	2.8	1.8	3.2	2.6	2.4	4.1	3.0	3.1	1.5	1.8	2.2	7.2	26.5
4. Most	0.9	0.8	1.0	1.0	-	0.7	1.6	0.7	0.5	0.9	1.1	-	0.8	2.9	1.7	4.1
5. All	0.4	0.5	0.2	0.3	0.8	0.1	-	0.6	0.6	0.4	0.4	*	0.7	-	0.2	5.0
<i>Item 7120 Subject A02a</i>	<i>N</i> 2247	1046	1150	1531	237	471	549	780	447	1763	416	1101	554	204	322	46
D07G: Take barbiturates (downers, goofballs, reds, yellows, etc.)?																
1. None	81.9	81.3	82.2	79.7	94.5	84.8	83.9	78.4	82.3	82.3	78.5	91.2	87.6	74.6	50.9	36.5
2. A few	13.0	13.1	13.0	15.4	3.0	11.7	11.4	15.9	11.4	12.9	14.7	7.2	9.9	19.9	34.2	17.8
3. Some	3.2	3.3	3.2	3.0	1.0	2.6	2.5	3.5	4.1	3.1	3.6	1.1	1.9	2.5	10.3	22.9
4. Most	1.0	1.2	0.9	1.3	-	0.5	1.4	1.1	0.8	0.9	1.5	0.1	0.3	3.0	2.1	11.4
5. All	0.9	1.1	0.8	0.6	1.5	0.3	0.7	1.1	1.5	0.7	1.7	0.4	0.4	-	2.4	11.3
<i>Item 7130 Subject A02a</i>	<i>N</i> 2239	1044	1146	1524	233	481	544	770	444	1762	410	1094	562	199	320	44
D07H: Take tranquilizers?																
1. None	82.8	81.5	83.6	81.1	95.7	84.6	86.4	81.1	79.6	82.7	82.8	91.9	87.4	78.4	53.1	40.8
2. A few	12.0	12.5	11.8	13.0	3.2	10.6	8.6	13.3	15.1	12.1	11.5	7.1	9.6	14.0	30.4	24.1
3. Some	3.7	4.3	3.2	4.4	-	3.9	3.2	3.5	4.4	3.8	3.9	0.7	2.7	4.7	12.6	16.6
4. Most	1.0	1.0	1.1	1.1	-	0.7	1.5	1.4	0.1	1.0	1.2	-	0.1	3.0	3.0	13.9
5. All	0.5	0.8	0.3	0.4	1.0	0.1	0.4	0.6	0.7	0.4	0.6	0.4	0.2	-	0.9	4.7
<i>Item 7140 Subject A02a</i>	<i>N</i> 2246	1044	1151	1530	232	480	545	772	449	1771	409	1098	562	199	320	46

*=less than .05 percent.

MONITORING THE FUTURE

QUESTIONNAIRE FORM 2 2003	TOTAL	SEX		RACE		REGION				COLLEGE PLANS?		ILLICIT DRUG USE: LIFETIME				
		M	F	White	Black	NE	NC	S	W	Yes	No	None	Mari- juana Only	Few Pills	More Pills	Any Her- oin
<i>N (Weighted No. of Cases):</i>	2517	1164	1246	1631	273	535	608	861	513	1890	461	1200	624	226	350	50
<i>% of Weighted Total:</i>	100.0	46.3	49.5	64.8	10.8	21.2	24.2	34.2	20.4	75.1	18.3	47.7	24.8	9.0	13.9	2.0
D07I: Take cocaine?																
1. None	76.2	75.3	76.6	75.2	89.6	76.9	74.8	78.3	73.7	76.8	72.6	87.3	80.3	69.5	42.7	22.6
2. A few	16.6	16.8	16.6	17.4	7.0	17.1	17.6	14.3	18.6	16.4	18.5	10.6	16.0	21.7	33.0	34.9
3. Some	4.9	5.4	4.4	4.9	2.7	4.1	4.2	5.4	5.5	4.9	4.8	1.4	3.0	4.9	17.1	20.4
4. Most	1.8	1.7	1.8	2.0	0.2	1.3	2.4	1.6	1.9	1.3	3.8	0.2	0.6	3.9	5.9	16.9
5. All	0.6	0.7	0.5	0.5	0.6	0.6	1.0	0.4	0.3	0.6	0.3	0.5	-	-	1.3	5.2
<i>Item 7150 Subject A02a</i>	<i>N</i> 2247	1044	1152	1532	235	480	547	771	449	1771	409	1097	563	199	321	46
D07J: Take heroin?																
1. None	89.7	89.4	89.8	89.6	93.9	90.2	88.0	90.9	89.1	89.8	88.8	93.1	91.3	90.1	82.0	43.9
2. A few	7.6	7.4	8.0	7.7	4.2	7.6	8.0	7.4	7.6	7.4	9.1	5.8	6.8	6.0	13.2	30.1
3. Some	1.8	2.3	1.3	1.7	1.6	2.1	1.9	1.2	2.2	1.8	1.7	0.7	1.2	0.9	4.1	16.1
4. Most	0.5	0.2	0.7	0.6	-	-	1.5	0.2	0.2	0.5	0.3	-	0.3	0.4	0.4	4.3
5. All	0.4	0.7	0.2	0.4	0.3	*	0.6	0.3	0.8	0.4	0.2	0.3	0.4	-	0.3	5.6
<i>Item 7160 Subject A02a</i>	<i>N</i> 2233	1036	1145	1526	231	475	545	767	446	1762	407	1089	559	199	320	45
D07K: Take other narcotics (methadone, opium, codeine, etc.)?																
1. None	78.4	76.2	79.8	74.9	91.2	80.6	77.3	77.6	78.7	79.0	74.1	89.1	84.4	72.2	43.4	19.8
2. A few	14.4	15.5	13.7	17.0	4.2	12.8	15.3	15.3	13.6	14.4	15.9	8.4	11.7	19.1	34.6	36.3
3. Some	4.7	5.4	4.2	5.3	2.1	4.6	4.5	4.4	5.6	4.3	6.8	2.1	2.3	5.7	15.5	15.2
4. Most	1.7	1.8	1.7	2.1	1.0	1.4	2.1	1.7	1.5	1.8	1.7	0.3	1.6	3.0	3.7	18.0
5. All	0.7	1.0	0.5	0.7	1.5	0.5	0.9	0.9	0.5	0.5	1.6	0.2	-	-	2.8	10.6
<i>Item 7170 Subject A02a</i>	<i>N</i> 2246	1044	1151	1530	233	480	545	772	449	1770	410	1096	563	199	320	46
D07L: Use inhalants (sniff glue, aerosols, laughing gas, etc.)?																
1. None	82.5	79.1	85.3	80.1	92.0	82.9	83.7	82.6	80.4	82.9	79.0	86.8	84.6	79.2	70.8	51.7
2. A few	13.0	15.2	11.2	15.1	4.7	14.0	11.3	13.0	14.2	12.8	15.4	10.5	11.1	16.5	21.4	27.6
3. Some	3.3	4.6	2.3	3.8	2.0	3.1	3.5	3.2	3.6	3.2	4.5	2.1	3.1	1.3	6.8	14.0
4. Most	0.9	0.9	0.9	0.9	1.0	-	1.5	0.7	1.4	0.9	1.1	0.2	1.2	3.0	1.1	2.0
5. All	0.3	0.1	0.4	0.1	0.3	-	-	0.5	0.4	0.3	-	0.3	-	-	-	4.7
<i>Item 7180 Subject A02a</i>	<i>N</i> 2231	1034	1146	1522	230	475	545	765	446	1758	407	1093	553	199	319	46
D07M: Drink alcoholic beverages (liquor, beer, wine)?																
1. None	12.1	11.8	11.6	7.8	25.6	10.7	10.5	15.3	9.9	10.7	16.4	16.8	9.6	4.7	4.5	5.4
2. A few	14.2	11.4	16.7	13.8	17.0	14.4	11.5	15.2	15.5	15.1	10.2	20.7	9.1	6.8	5.9	6.8
3. Some	20.6	21.1	20.5	22.1	18.4	19.9	15.9	24.3	21.0	21.6	17.4	25.2	17.0	19.9	13.8	8.2
4. Most	33.1	32.7	33.7	35.3	25.3	30.4	41.1	29.9	31.9	34.1	31.2	26.7	39.6	45.2	38.2	28.8
5. All	20.0	22.9	17.6	20.9	13.7	24.7	21.1	15.3	21.8	18.5	24.8	10.6	24.7	23.4	37.4	50.8
<i>Item 7190 Subject A02a</i>	<i>N</i> 2252	1046	1155	1532	235	482	547	774	449	1774	410	1100	563	200	321	46
D07N: Get drunk at least once a week?																
1. None	22.7	19.4	25.4	18.0	45.5	21.2	19.1	28.1	19.4	22.2	22.5	31.3	17.8	13.0	9.3	3.3
2. A few	24.8	25.3	24.0	25.6	23.8	24.4	21.5	27.1	25.1	26.6	18.7	30.7	21.1	26.0	13.0	12.3
3. Some	25.4	25.9	25.5	27.9	12.7	22.5	27.6	24.3	28.0	25.9	23.3	22.8	28.0	26.9	30.6	16.4
4. Most	18.3	18.4	18.1	19.8	10.0	20.3	21.1	14.8	18.7	17.2	24.0	10.1	23.6	29.1	28.5	27.9
5. All	8.8	11.0	7.1	8.7	7.9	11.5	10.7	5.7	8.8	8.0	11.4	5.1	9.5	5.0	18.5	40.0
<i>Item 7200 Subject A02a</i>	<i>N</i> 2253	1046	1155	1535	234	481	547	776	448	1777	409	1102	563	200	321	46
Lately there has been some attention paid to certain drugs, including "crack" (cocaine in chunks or rocks).																
E01: How many of your friends would you estimate . . .																
E01A: Take "crack" cocaine?																
1. None	81.3	82.6	79.9	81.3	92.7	83.0	81.2	82.8	77.0	82.3	76.1	88.3	84.5	75.3	60.9	39.6
2. A few	14.1	12.4	15.7	14.7	4.5	13.2	13.4	13.6	16.8	13.9	16.5	10.6	13.3	16.8	25.6	18.3
3. Some	3.2	3.5	2.9	3.0	1.1	2.4	3.5	2.7	4.6	2.8	4.5	0.8	2.1	4.0	9.7	26.6
4. Most	1.0	0.9	1.1	0.8	1.1	0.2	1.5	0.6	1.7	0.8	2.0	-	0.1	3.9	2.4	11.9
5. All	0.5	0.5	0.4	0.2	0.6	1.2	0.4	0.3	-	0.2	0.9	0.3	-	-	1.3	3.6
<i>Item 7151 Subject A02a</i>	<i>N</i> 2240	1041	1149	1528	233	480	545	773	443	1765	406	1094	560	200	320	46

DESCRIPTIVE RESULTS: 2003

123

QUESTIONNAIRE FORM 2 2003	TOTAL	SEX		RACE		REGION				COLLEGE PLANS?		ILLICIT DRUG USE: LIFETIME				
		M	F	White	Black	NE	NC	S	W	Yes	No	None	Mari- juana Only	Few Pills	More Pills	Any Her- oin
<i>N (Weighted No. of Cases):</i>	2517	1164	1246	1631	273	535	608	861	513	1890	461	1200	624	226	350	50
<i>% of Weighted Total:</i>	100.0	46.3	49.5	64.8	10.8	21.2	24.2	34.2	20.4	75.1	18.3	47.7	24.8	9.0	13.9	2.0
E01B: Take PCP (angel dust, crystal, peace pill, killer weed, supergrass, crystal cyclone)?																
1. None	86.4	86.0	87.1	87.3	93.3	87.0	85.3	87.8	84.8	87.3	82.1	92.4	89.5	82.8	69.2	49.4
2. A few	9.7	10.0	9.4	9.5	4.7	9.2	10.4	8.3	11.6	9.6	11.1	6.7	7.9	12.1	20.1	16.4
3. Some	2.4	2.5	2.2	2.0	0.9	2.9	2.1	2.3	2.6	1.9	4.5	0.4	2.0	2.2	6.7	22.8
4. Most	1.0	0.9	0.9	1.0	-	-	1.5	1.2	1.0	0.9	1.4	*	0.6	3.0	2.7	7.7
5. All	0.5	0.6	0.5	0.2	1.0	0.9	0.7	0.4	-	0.3	0.9	0.4	-	-	1.3	3.6
<i>Item 7201 Subject A02a</i>	<i>N</i> 2238	1043	1145	1526	233	479	544	773	442	1763	408	1091	561	198	321	46
E01C: Take amyl or butyl nitrites (poppers, snappers, Locker Room, Vaporole, Rush, Kick, Bullet)?																
1. None	91.5	90.8	92.1	91.3	96.5	89.9	90.8	92.1	93.0	91.8	89.9	95.3	94.1	91.3	80.9	48.6
2. A few	6.5	6.9	6.2	6.9	2.9	7.9	6.5	6.1	5.7	6.2	8.3	4.3	4.8	4.9	14.7	30.4
3. Some	1.0	1.3	0.6	1.0	-	1.1	0.8	0.9	1.2	1.1	0.6	0.1	1.1	0.8	2.5	8.1
4. Most	0.6	0.6	0.6	0.7	-	0.2	1.2	0.6	0.1	0.7	0.1	-	-	3.0	0.5	11.2
5. All	0.5	0.4	0.5	0.1	0.6	0.9	0.7	0.3	-	0.2	1.1	0.3	-	-	1.3	1.6
<i>Item 7202 Subject A02a</i>	<i>N</i> 2228	1037	1143	1521	231	479	543	766	442	1754	408	1090	556	198	320	45
E02: How much do you think people risk harming themselves (physically or in other ways) if they . . .																
E02A: Try cocaine in powder form once or twice																
1. No risk	9.1	11.1	7.0	6.8	14.4	11.9	6.2	10.2	7.5	7.6	14.1	6.2	8.9	11.1	13.6	29.2
2. Slight risk	16.1	13.0	19.1	18.1	5.8	15.6	16.5	14.6	18.7	16.4	16.4	14.9	12.4	23.2	21.4	25.5
3. Moderate risk	22.9	24.2	22.0	25.1	12.6	21.4	24.2	21.0	26.1	23.9	20.2	22.7	21.4	26.7	25.6	17.0
4. Great risk	46.2	45.0	47.2	44.4	58.9	47.0	46.5	48.2	41.7	47.3	40.9	49.1	51.2	37.6	36.0	22.7
5. Can't say, drug unfamiliar	5.7	6.8	4.7	5.5	8.3	4.2	6.5	6.0	5.9	4.9	8.3	7.2	6.1	1.4	3.4	5.7
<i>Item 12501 Subject A14a</i>	<i>N</i> 2226	1036	1141	1520	232	474	540	772	441	1755	405	1094	554	197	318	45
E02B: Take cocaine powder occasionally																
1. No risk	5.9	7.1	4.4	3.7	12.6	8.0	3.2	7.1	5.0	4.6	9.8	5.3	6.8	5.2	4.7	11.7
2. Slight risk	4.8	5.4	4.5	4.5	3.0	4.8	4.7	4.7	5.1	4.4	6.4	3.2	1.7	5.5	13.6	19.5
3. Moderate risk	22.5	21.6	23.3	26.0	9.5	23.1	24.2	19.7	24.6	22.5	24.4	21.4	19.6	32.4	24.7	30.8
4. Great risk	61.4	59.5	63.6	60.5	67.6	59.9	61.6	63.1	60.0	64.0	51.3	63.4	66.7	55.4	53.8	32.3
5. Can't say, drug unfamiliar	5.3	6.4	4.2	5.3	7.2	4.2	6.3	5.3	5.3	4.6	8.0	6.7	5.3	1.5	3.2	5.7
<i>Item 12502 Subject A14a</i>	<i>N</i> 2223	1034	1139	1519	232	473	540	770	439	1754	403	1092	554	197	316	45
E02C: Take cocaine powder regularly																
1. No risk	5.8	6.9	4.3	3.3	12.9	7.8	2.9	6.8	5.1	4.6	9.3	5.2	6.8	4.6	3.7	15.2
2. Slight risk	1.4	2.0	0.9	1.2	1.3	0.9	0.8	2.2	1.0	1.1	1.6	0.4	1.7	1.1	3.4	6.3
3. Moderate risk	5.3	6.7	4.1	5.6	3.9	5.2	5.9	4.7	5.8	4.4	8.9	3.9	3.3	7.3	10.1	17.4
4. Great risk	82.3	78.3	86.5	84.7	74.5	82.3	83.9	80.9	82.9	85.6	72.1	83.8	82.9	86.5	79.5	55.2
5. Can't say, drug unfamiliar	5.2	6.0	4.3	5.2	7.4	3.8	6.4	5.3	5.2	4.4	8.1	6.6	5.3	0.6	3.3	5.8
<i>Item 12503 Subject A14a</i>	<i>N</i> 2220	1032	1138	1514	231	472	538	772	438	1751	402	1092	555	194	315	44
E02D: Try "crack" cocaine once or twice																
1. No risk	7.6	8.8	6.2	5.3	12.9	9.1	5.4	8.3	7.5	6.3	11.6	5.7	8.8	8.5	9.0	15.2
2. Slight risk	17.2	14.6	19.7	19.2	7.3	17.2	17.9	15.3	19.5	17.2	18.1	16.6	15.1	25.1	16.4	32.5
3. Moderate risk	22.2	23.7	21.1	24.2	12.6	23.4	22.6	20.8	22.7	23.1	18.8	22.5	18.7	26.6	25.5	18.8
4. Great risk	47.3	45.8	48.5	45.4	60.9	45.7	47.3	50.0	44.4	48.5	42.9	48.3	52.1	37.3	44.8	23.8
5. Can't say, drug unfamiliar	5.7	7.0	4.4	6.0	6.3	4.6	6.7	5.7	5.9	4.9	8.5	6.9	5.4	2.5	4.3	9.7
<i>Item 12504 Subject A14a</i>	<i>N</i> 2225	1035	1140	1517	232	473	539	772	441	1755	403	1092	557	195	317	45
E02E: Take "crack" cocaine occasionally																
1. No risk	5.5	6.6	4.2	3.1	12.3	7.1	3.0	6.6	5.1	4.5	8.9	5.3	6.5	3.3	3.7	13.1
2. Slight risk	3.2	3.6	2.9	3.2	1.6	2.3	3.4	3.0	4.2	2.8	3.8	2.1	2.3	5.4	6.0	11.0
3. Moderate risk	21.7	19.2	23.9	24.2	10.6	24.6	23.0	19.0	21.6	21.5	24.2	21.3	18.0	34.4	21.2	25.5
4. Great risk	64.0	63.7	64.7	63.7	69.2	61.7	63.8	65.8	63.6	66.3	54.8	64.8	67.9	54.4	64.8	40.9
5. Can't say, drug unfamiliar	5.6	6.9	4.3	5.7	6.3	4.3	6.8	5.6	5.5	4.8	8.3	6.6	5.4	2.5	4.3	9.5
<i>Item 12505 Subject A14a</i>	<i>N</i> 2222	1034	1138	1517	230	473	538	771	440	1753	403	1090	555	196	317	45

*=less than .05 percent.

MONITORING THE FUTURE

QUESTIONNAIRE FORM 2 2003	TOTAL	SEX		RACE		REGION				COLLEGE PLANS?		ILLICIT DRUG USE: LIFETIME				
		M	F	White	Black	NE	NC	S	W	Yes	No	None	Mari- juana Only	Few Pills	More Pills	Any Her- oin
<i>N (Weighted No. of Cases):</i>	2517	1164	1246	1631	273	535	608	861	513	1890	461	1200	624	226	350	50
<i>% of Weighted Total:</i>	100.0	46.3	49.5	64.8	10.8	21.2	24.2	34.2	20.4	75.1	18.3	47.7	24.8	9.0	13.9	2.0
E02F: Take "crack" cocaine regularly																
1. No risk	5.5	6.6	4.2	3.1	12.2	7.1	2.8	6.8	5.1	4.3	8.9	5.2	6.8	3.3	3.7	11.1
2. Slight risk	1.1	1.5	0.8	1.0	0.3	0.3	0.8	1.8	1.1	0.9	1.2	0.4	1.6	1.5	2.1	2.4
3. Moderate risk	4.7	5.3	4.1	4.4	4.9	4.4	4.7	4.6	5.2	3.7	8.4	3.8	3.3	6.9	6.8	11.0
4. Great risk	83.2	79.9	86.7	85.8	75.4	84.1	85.2	81.2	83.2	86.3	73.5	84.0	82.8	85.8	83.4	68.2
5. Can't say, drug unfamiliar	5.5	6.7	4.2	5.6	7.2	4.1	6.6	5.7	5.4	4.7	8.1	6.6	5.4	2.5	4.0	7.2
<i>Item 12506 Subject A14a</i>	<i>N</i> 2220	1033	1137	1514	231	472	539	768	440	1750	403	1089	557	196	315	45
E02G: Try PCP once or twice																
1. No risk	7.2	8.4	5.7	4.9	13.2	8.8	4.9	8.0	7.0	5.9	11.4	5.8	7.2	9.3	8.0	17.9
2. Slight risk	15.2	13.9	16.8	17.7	5.9	17.7	18.0	12.6	13.5	15.2	15.6	12.9	14.5	22.3	17.9	33.8
3. Moderate risk	21.1	22.7	19.9	23.4	7.1	22.9	20.2	18.3	25.4	21.8	18.8	20.5	18.3	24.7	26.8	20.6
4. Great risk	45.2	44.9	45.5	43.4	59.3	41.6	44.5	48.4	44.3	46.0	42.5	47.6	49.1	37.2	38.1	20.5
5. Can't say, drug unfamiliar	11.3	10.0	12.1	10.6	14.6	9.0	12.3	12.8	9.7	11.0	11.7	13.1	10.9	6.4	9.2	7.2
<i>Item 12415 Subject A14a</i>	<i>N</i> 2213	1029	1135	1515	230	470	537	769	436	1747	401	1088	551	196	315	45
E02H: Try crystal meth ("ice")																
1. No risk	6.7	8.0	5.0	4.1	12.7	7.9	3.8	7.7	7.0	5.4	10.6	5.6	7.5	6.1	6.0	19.3
2. Slight risk	10.9	9.4	12.7	12.3	3.8	11.0	13.7	9.3	10.4	10.7	13.0	9.8	8.2	18.4	14.0	21.6
3. Moderate risk	20.7	21.3	20.5	24.3	8.1	24.6	20.8	17.6	21.8	21.7	17.7	19.4	20.1	23.7	23.5	29.8
4. Great risk	51.2	50.4	52.1	49.6	60.0	47.7	50.4	53.1	52.5	52.0	47.6	52.8	54.0	47.9	48.3	18.4
5. Can't say, drug unfamiliar	10.5	11.0	9.7	9.7	15.5	8.9	11.2	12.3	8.3	10.2	11.1	12.5	10.2	3.8	8.2	11.0
<i>Item 24420 Subject A14a</i>	<i>N</i> 2220	1032	1138	1516	231	472	535	771	441	1749	404	1091	554	195	315	45
E03: On how many occasions (if any) have you used "crack" cocaine?																
E03A: . . . in your lifetime?																
1. 0 occasions	96.4	96.5	96.4	96.2	99.8	96.9	97.2	96.3	95.2	96.7	95.1	100.0	100.0	96.3	85.7	39.3
2. 1-2	1.7	1.1	2.2	1.7	0.2	0.8	1.4	1.9	2.7	1.6	2.1	-	-	3.7	7.0	18.7
3. 3-5	0.7	0.9	0.5	0.7	-	1.4	-	0.8	0.4	0.7	0.5	-	-	-	3.0	12.9
4. 6-9	0.4	0.6	0.2	0.4	-	0.2	0.4	-	1.1	0.3	0.9	-	-	-	1.8	6.0
5. 10-19	0.3	0.2	0.4	0.4	-	0.2	0.6	0.3	-	0.3	0.4	-	-	-	1.2	6.2
6. 20-39	0.2	0.3	0.1	0.2	-	-	0.1	0.3	0.2	0.2	0.2	-	-	-	1.0	1.9
7. 40 or more	0.4	0.5	0.2	0.4	-	0.4	0.3	0.4	0.4	0.3	0.7	-	-	-	0.3	15.0
<i>Item 22260 Subject A01a</i>	<i>N</i> 2216	1024	1141	1510	235	469	540	768	439	1749	399	1094	551	194	317	42
E03B: . . . during the last 12 months?																
1. 0 occasions	97.9	97.5	98.3	97.6	99.8	98.3	98.4	97.4	97.7	98.0	97.1	100.0	100.0	99.1	91.7	57.7
2. 1-2	1.1	1.3	0.9	1.2	-	1.2	0.5	1.5	1.1	1.1	1.1	-	-	0.9	4.7	17.9
3. 3-5	0.2	0.2	0.2	0.2	-	0.1	0.1	0.3	*	0.2	0.2	-	-	-	1.1	1.5
4. 6-9	0.2	0.2	0.2	0.3	-	-	0.3	0.1	0.5	0.2	0.5	-	-	-	1.3	1.1
5. 10-19	0.2	0.2	0.1	0.2	-	-	0.2	0.2	0.3	0.2	0.2	-	-	-	0.7	3.9
6. 20-39	0.2	0.1	0.3	0.3	-	0.2	0.3	0.3	-	0.2	0.2	-	-	-	0.5	7.1
7. 40 or more	0.2	0.4	-	0.2	0.2	0.2	0.1	0.3	0.3	0.2	0.6	-	-	-	-	10.7
<i>Item 22270 Subject A01b</i>	<i>N</i> 2216	1023	1143	1508	235	471	540	768	437	1749	400	1094	553	194	315	43
E03C: . . . during the last 30 days?																
1. 0 occasions	99.0	98.5	99.4	98.7	100.0	99.5	98.6	98.9	98.8	99.0	98.6	100.0	100.0	99.4	95.9	80.4
2. 1-2	0.6	0.8	0.4	0.8	-	-	0.8	0.7	0.6	0.6	0.5	-	-	0.6	3.3	3.0
3. 3-5	0.1	0.1	0.1	*	-	0.1	-	-	0.3	*	0.3	-	-	-	-	4.7
4. 6-9	0.1	0.2	0.1	0.2	-	-	0.1	0.1	0.2	0.1	0.2	-	-	-	0.6	1.9
5. 10-19	0.1	0.1	0.1	0.1	-	0.2	0.3	-	-	0.1	0.2	-	-	-	0.2	3.4
6. 20-39	*	0.1	-	0.1	-	0.2	-	-	-	0.1	-	-	-	-	-	2.3
7. 40 or more	0.1	0.2	-	0.1	-	-	0.1	0.2	-	0.1	0.2	-	-	-	-	4.4
<i>Item 22280 Subject A01c</i>	<i>N</i> 2216	1023	1143	1509	235	471	540	769	436	1749	400	1095	553	194	315	42
E04: On how many occasions (if any) have you used PCP?																
E04A: . . . in your lifetime?																
1. 0 occasions	97.6	97.6	97.6	97.2	99.8	96.3	97.3	98.0	98.6	97.8	97.1	100.0	100.0	98.1	92.9	44.2
2. 1-2	1.2	1.1	1.4	1.4	-	1.3	1.4	1.2	0.9	1.0	1.8	-	-	1.0	4.0	24.8
3. 3-5	0.3	0.4	0.3	0.5	-	1.0	0.4	0.1	-	0.4	0.3	-	-	0.9	0.7	8.7
4. 6-9	0.4	0.4	0.3	0.3	-	0.7	0.3	0.1	0.4	0.4	0.3	-	-	-	1.4	8.1
5. 10-19	0.1	0.1	0.1	0.1	-	-	0.1	0.2	-	0.1	-	-	-	-	-	4.6
6. 20-39	0.1	0.1	0.1	0.1	-	0.4	-	-	-	0.1	-	-	-	-	0.3	2.2
7. 40 or more	0.3	0.3	0.2	0.3	0.2	0.3	0.3	0.4	0.1	0.2	0.5	-	-	-	0.7	7.5
<i>Item 1181 Subject A01a</i>	<i>N</i> 2217	1025	1142	1513	233	471	540	771	435	1749	402	1094	551	193	317	44

* = less than .05 percent.

DESCRIPTIVE RESULTS: 2003

125

QUESTIONNAIRE FORM 2 2003	TOTAL	SEX		RACE		REGION				COLLEGE PLANS?		ILLICIT DRUG USE: LIFETIME				
		M	F	White	Black	NE	NC	S	W	Yes	No	None	Mari- juana Only	Few Pills	More Pills	Any Her- oin
<i>N (Weighted No. of Cases):</i>	2517	1164	1246	1631	273	535	608	861	513	1890	461	1200	624	226	350	50
<i>% of Weighted Total:</i>	100.0	46.3	49.5	64.8	10.8	21.2	24.2	34.2	20.4	75.1	18.3	47.7	24.8	9.0	13.9	2.0
E04B: . . . during the last 12 months?																
1. 0 occasions	98.8	98.6	99.1	98.8	99.8	98.2	98.6	98.7	99.8	98.9	98.5	100.0	100.0	100.0	96.5	70.7
2. 1-2	0.5	0.5	0.6	0.6	-	0.2	0.8	0.8	-	0.4	0.6	-	-	-	1.4	12.0
3. 3-5	0.3	0.4	0.3	0.2	-	0.9	0.3	0.1	-	0.3	0.3	-	-	-	1.4	5.6
4. 6-9	0.1	*	0.1	0.1	-	0.1	-	-	0.1	0.1	-	-	-	-	-	2.5
5. 10-19	0.1	0.2	*	0.2	-	0.2	0.3	-	0.1	0.1	0.2	-	-	-	0.1	5.7
6. 20-39	*	0.1	-	*	-	0.2	-	-	-	-	0.2	-	-	-	0.2	-
7. 40 or more	0.2	0.2	*	0.1	0.2	0.2	-	0.4	-	0.1	0.1	-	-	-	0.4	3.5
<i>Item 1182 Subject A01b</i>	<i>N</i>	2217	1025	1142	1512	471	540	771	435	1749	402	1094	552	193	315	44
E04C: . . . during the last 30 days?																
1. 0 occasions	99.4	99.1	99.8	99.5	99.8	99.0	99.5	99.3	99.9	99.5	99.3	100.0	100.0	100.0	99.3	81.0
2. 1-2	0.3	0.6	0.1	0.2	-	0.5	0.3	0.3	-	0.2	0.6	-	-	-	0.3	9.0
3. 3-5	-	-	-	-	-	-	-	-	-	-	-	-	-	-	-	-
4. 6-9	0.1	0.1	0.1	0.1	-	0.1	0.1	-	0.1	0.1	-	-	-	-	-	4.3
5. 10-19	*	0.1	-	0.1	-	0.2	-	-	-	0.1	-	-	-	-	-	2.2
6. 20-39	-	-	-	-	-	-	-	-	-	-	-	-	-	-	-	-
7. 40 or more	0.2	0.2	*	0.1	0.2	0.2	-	0.4	-	0.1	0.1	-	-	-	0.4	3.5
<i>Item 1183 Subject A01c</i>	<i>N</i>	2216	1024	1142	1511	470	540	771	435	1749	401	1094	552	193	315	44
E05: On how many occasions (if any) have you used amyl or butyl nitrites?																
E05A: . . . in your lifetime?																
1. 0 occasions	98.5	98.0	99.0	98.2	99.8	98.2	98.4	98.5	99.0	98.5	98.4	100.0	100.0	100.0	94.8	69.3
2. 1-2	0.5	0.5	0.5	0.6	-	0.7	0.3	0.7	0.1	0.5	0.5	-	-	-	2.0	9.4
3. 3-5	0.2	0.4	0.1	0.4	-	0.5	*	0.1	0.4	0.2	0.5	-	-	-	1.6	0.4
4. 6-9	0.2	0.4	-	0.2	-	0.2	0.3	-	0.4	0.2	0.4	-	-	-	0.7	5.0
5. 10-19	0.2	0.1	0.3	0.4	-	-	0.5	0.4	-	0.3	-	-	-	-	0.5	8.4
6. 20-39	0.2	0.3	-	0.2	-	0.2	0.5	-	-	0.2	-	-	-	-	-	3.9
7. 40 or more	0.1	0.2	*	0.1	0.2	0.2	-	0.3	0.1	0.1	0.1	-	-	-	0.3	3.5
<i>Item 1184 Subject A01a</i>	<i>N</i>	2209	1026	1134	1510	470	537	765	437	1743	399	1088	548	193	317	44
E05B: . . . during the last 12 months?																
1. 0 occasions	99.1	98.5	99.7	98.9	99.8	99.3	98.7	99.0	99.5	99.0	99.3	100.0	100.0	100.0	97.4	79.1
2. 1-2	0.2	0.3	0.2	0.3	-	-	0.2	0.5	-	0.2	0.4	-	-	-	0.6	7.4
3. 3-5	0.1	0.1	0.1	0.2	-	0.3	0.3	-	-	0.2	-	-	-	-	1.0	-
4. 6-9	0.2	0.4	-	0.2	-	-	0.3	-	0.4	0.2	0.2	-	-	-	0.7	2.8
5. 10-19	0.2	0.5	*	0.3	-	0.2	0.5	0.2	0.1	0.3	-	-	-	-	0.1	7.2
6. 20-39	-	-	-	-	-	-	-	-	-	-	-	-	-	-	-	-
7. 40 or more	0.1	0.2	-	0.1	0.2	0.2	-	0.3	-	0.1	0.1	-	-	-	0.2	3.5
<i>Item 1185 Subject A01b</i>	<i>N</i>	2209	1026	1134	1510	470	537	765	437	1743	399	1088	548	193	317	44
E05C: . . . during the last 30 days?																
1. 0 occasions	99.4	98.9	99.9	99.3	99.8	99.6	98.7	99.5	99.6	99.4	99.3	100.0	100.0	100.0	98.2	86.3
2. 1-2	0.2	0.3	0.1	0.3	-	0.2	0.5	0.2	-	0.2	0.4	-	-	-	0.9	5.6
3. 3-5	*	0.1	-	-	-	-	0.2	-	-	0.1	-	-	-	-	0.3	-
4. 6-9	0.2	0.3	-	0.2	-	-	0.3	-	0.4	0.1	0.2	-	-	-	0.4	4.6
5. 10-19	0.1	0.2	-	0.1	-	-	0.3	-	-	0.1	-	-	-	-	-	-
6. 20-39	-	-	-	-	-	-	-	-	-	-	-	-	-	-	-	-
7. 40 or more	0.1	0.2	-	0.1	0.2	0.2	-	0.3	-	0.1	0.1	-	-	-	0.2	3.5
<i>Item 1186 Subject A01c</i>	<i>N</i>	2209	1026	1134	1510	470	537	765	437	1743	399	1088	548	193	317	44
E06: Steroids, or anabolic steroids, are sometimes prescribed by doctors to promote healing from certain types of injuries. Some athletes, and others, have used them to try to increase muscle development. On how many occasions (if any) have you taken steroids on your own—that is, without a doctor telling you to take them . . .																

*=less than .05 percent.

MONITORING THE FUTURE

QUESTIONNAIRE FORM 2 2003	TOTAL	SEX		RACE		REGION				COLLEGE PLANS?		ILLICIT DRUG USE: LIFETIME				
		M	F	White	Black	NE	NC	S	W	Yes	No	None	Mari- juana Only	Few Pills	More Pills	Any Her- oin
<i>N (Weighted No. of Cases):</i>	2517	1164	1246	1631	273	535	608	861	513	1890	461	1200	624	226	350	50
<i>% of Weighted Total:</i>	100.0	46.3	49.5	64.8	10.8	21.2	24.2	34.2	20.4	75.1	18.3	47.7	24.8	9.0	13.9	2.0
E06A: . . . in your lifetime?																
1. 0 occasions	96.7	95.1	98.2	96.6	99.4	96.7	97.9	96.3	95.9	97.4	93.8	100.0	100.0	96.2	85.4	62.6
2. 1-2	1.7	2.5	0.9	1.8	0.2	1.2	0.8	2.6	1.6	0.8	4.8	-	-	3.1	8.3	11.4
3. 3-5	0.4	0.7	0.2	0.5	-	0.7	0.2	0.3	0.5	0.4	0.7	-	-	0.8	1.9	1.8
4. 6-9	0.7	0.9	0.4	0.6	-	1.0	0.7	-	1.4	0.8	-	-	-	-	2.4	11.5
5. 10-19	0.3	0.5	0.1	0.2	0.2	-	0.1	0.4	0.6	0.2	0.6	-	-	-	1.2	5.8
6. 20-39	0.2	0.2	0.1	0.1	0.2	0.5	0.1	0.1	-	0.2	-	-	-	-	0.5	4.5
7. 40 or more	0.1	0.1	0.1	0.1	-	-	0.1	0.2	-	0.1	-	-	-	-	0.2	2.4
<i>Item 22690 Subject A01a</i>	<i>N</i> 2212	1024	1137	1511	234	469	541	764	437	1747	399	1088	551	193	316	44
E06B: . . . during the last 12 months?																
1. 0 occasions	98.4	97.7	99.1	98.8	99.6	98.1	98.7	98.6	97.8	98.5	97.5	100.0	100.0	98.1	94.5	73.8
2. 1-2	0.7	0.6	0.7	0.6	-	0.3	0.6	0.9	0.6	0.4	2.1	-	-	1.9	2.2	6.8
3. 3-5	0.3	0.6	0.1	0.2	-	1.0	-	-	0.5	0.4	-	-	-	-	1.5	5.6
4. 6-9	0.3	0.6	-	0.3	-	0.2	0.5	0.1	0.4	0.4	-	-	-	-	0.8	5.0
5. 10-19	0.2	0.3	0.1	*	0.2	-	-	0.1	0.6	0.1	0.5	-	-	-	0.4	5.4
6. 20-39	0.1	0.1	0.1	*	0.2	0.3	0.2	-	-	0.1	-	-	-	-	0.7	1.0
7. 40 or more	0.1	0.1	-	0.1	-	-	-	0.2	-	0.1	-	-	-	-	-	2.4
<i>Item 22700 Subject A01b</i>	<i>N</i> 2209	1021	1138	1511	235	470	541	761	437	1747	399	1088	551	193	313	44
E06C: . . . during the last 30 days?																
1. 0 occasions	99.0	98.4	99.6	99.2	99.6	98.7	99.2	99.1	98.7	99.0	98.9	100.0	100.0	99.7	97.8	73.8
2. 1-2	0.5	0.7	0.3	0.3	-	1.1	0.1	0.4	0.6	0.4	0.9	-	-	0.3	0.6	17.5
3. 3-5	0.2	0.4	-	0.1	-	0.2	0.2	0.1	0.3	0.2	-	-	-	-	1.1	1.8
4. 6-9	0.2	0.3	0.1	0.3	0.2	-	0.5	0.1	0.4	0.3	-	-	-	-	0.6	3.4
5. 10-19	*	-	-	-	0.2	-	-	0.1	-	-	0.1	-	-	-	-	1.1
6. 20-39	-	-	-	-	-	-	-	-	-	-	-	-	-	-	-	-
7. 40 or more	0.1	0.1	-	0.1	-	-	-	0.2	-	0.1	-	-	-	-	-	2.4
<i>Item 22710 Subject A01c</i>	<i>N</i> 2209	1021	1138	1512	234	469	541	762	437	1748	399	1089	551	193	313	44
E07: What methods have you used for taking steroids on your own? (Mark all that apply.)																
A. Injection	0.5	0.9	0.1	0.4	-	1.0	0.1	0.7	0.2	0.5	0.6	-	-	-	0.2	22.9
B. By mouth	2.1	3.3	1.0	2.3	0.4	1.5	1.3	2.4	3.0	1.5	4.1	-	-	1.4	11.3	17.1
C. Haven't used steroids	97.6	96.1	98.9	97.4	99.6	97.5	98.7	97.3	96.9	98.2	95.6	100.0	100.0	98.6	88.5	66.3
<i>Item 23790-23800,30940 Subject A05d N</i>	2190	1013	1130	1500	234	467	535	757	430	1733	391	1087	549	188	306	42
E08: When (if ever) did you FIRST do each of the following things?																
E08A: Try "crack" cocaine																
8. Never	96.6	96.9	96.5	96.5	99.1	97.0	97.3	96.3	95.8	96.9	95.0	100.0	100.0	96.0	86.6	28.4
1. Grade 6 or below	0.3	0.3	0.2	0.2	0.5	0.2	-	0.7	-	0.2	0.8	-	-	-	0.6	10.1
2. Grade 7	0.1	0.2	0.1	0.1	-	0.2	0.1	-	0.2	0.1	0.5	-	-	-	0.3	4.6
3. Grade 8	0.3	0.5	0.2	0.2	-	1.2	0.2	-	*	0.4	-	-	-	-	0.8	12.2
4. Grade 9 (Freshman)	0.7	0.6	0.8	0.8	0.2	0.2	0.5	0.9	1.1	0.6	1.1	-	-	-	2.6	19.5
5. Grade 10 (Sophomore)	0.6	0.4	0.8	0.5	0.2	0.5	0.6	0.5	1.0	0.5	1.0	-	-	1.0	2.8	7.6
6. Grade 11 (Junior)	0.8	0.5	1.0	0.8	-	0.2	0.9	0.9	1.1	0.7	0.9	-	-	1.9	3.9	6.6
7. Grade 12 (Senior)	0.6	0.7	0.5	0.8	-	0.5	0.3	0.8	0.8	0.6	0.7	-	-	1.0	2.4	11.1
<i>Item 5661 Subject A01g</i>	<i>N</i> 2145	977	1119	1464	231	458	527	745	416	1700	382	1079	544	183	283	38
E08B: Try any other form of cocaine																
8. Never	94.9	94.1	95.7	94.1	99.1	94.4	96.1	94.6	94.6	95.5	91.8	100.0	100.0	94.9	77.3	16.1
1. Grade 6 or below	0.2	0.3	-	0.2	-	0.4	-	0.2	-	0.1	0.5	-	-	0.5	-	5.0
2. Grade 7	0.2	0.4	0.1	0.2	0.5	-	0.3	0.4	0.1	0.1	0.7	-	-	-	0.2	11.4
3. Grade 8	0.4	0.5	0.3	0.4	-	1.3	*	0.3	-	0.4	0.6	-	-	0.3	0.7	15.4
4. Grade 9 (Freshman)	0.9	0.8	0.9	1.1	0.2	0.2	0.8	1.1	1.4	0.9	1.1	-	-	0.3	3.5	22.0
5. Grade 10 (Sophomore)	0.7	1.0	0.5	0.7	0.2	1.1	0.2	0.5	1.3	0.7	0.9	-	-	1.0	3.5	7.9
6. Grade 11 (Junior)	1.7	1.4	1.8	2.1	-	0.7	2.0	2.1	1.5	1.3	3.0	-	-	1.9	8.8	16.9
7. Grade 12 (Senior)	1.0	1.4	0.7	1.4	-	1.9	0.6	0.7	1.1	0.9	1.4	-	-	1.2	6.1	5.2
<i>Item 5662 Subject A01g</i>	<i>N</i> 2160	985	1125	1473	233	462	529	749	420	1713	385	1078	547	184	291	40

* = less than .05 percent.

DESCRIPTIVE RESULTS: 2003

127

QUESTIONNAIRE FORM 2 2003	TOTAL	SEX		RACE		REGION				COLLEGE PLANS?		ILLCIT DRUG USE: LIFETIME					
		M	F	White	Black	NE	NC	S	W	Yes	No	None	Mari- juana Only	Few Pills	More Pills	Any Her- oin	
<i>N (Weighted No. of Cases):</i>	2517	1164	1246	1631	273	535	608	861	513	1890	461	1200	624	226	350	50	
<i>% of Weighted Total:</i>	100.0	46.3	49.5	64.8	10.8	21.2	24.2	34.2	20.4	75.1	18.3	47.7	24.8	9.0	13.9	2.0	
E08C: Try PCP																	
8. Never	97.9	97.9	97.8	97.7	99.8	96.8	97.4	98.2	98.9	98.1	97.2	100.0	100.0	98.1	93.3	48.3	
1. Grade 6 or below	0.1	0.1	-	0.1	-	-	-	0.2	-	0.1	-	-	-	-	-	2.6	
2. Grade 7	0.1	0.2	0.1	0.2	-	0.2	-	0.2	-	0.1	0.4	-	-	0.5	-	3.8	
3. Grade 8	0.5	0.5	0.5	0.3	0.2	1.3	0.2	0.4	0.3	0.5	0.7	-	-	-	0.7	22.7	
4. Grade 9 (Freshman)	0.5	0.6	0.5	0.7	-	0.6	1.0	0.3	0.3	0.5	0.9	-	-	0.5	1.6	13.8	
5. Grade 10 (Sophomore)	0.4	0.3	0.5	0.5	-	0.1	0.9	0.2	0.4	0.3	0.4	-	-	0.9	1.8	2.7	
6. Grade 11 (Junior)	0.4	0.2	0.6	0.5	-	0.7	0.3	0.5	0.1	0.3	0.5	-	-	-	1.8	6.2	
7. Grade 12 (Senior)	0.1	0.2	-	0.1	-	0.3	0.2	-	-	0.1	-	-	-	-	0.8	-	
Item 5686 Subject A01g	N	2190	1006	1134	1491	234	463	532	760	435	1732	393	1082	548	190	312	40
E08D: Try amyl or butyl nitrites																	
8. Never	98.7	98.3	99.0	98.3	99.8	98.4	98.8	98.5	99.0	98.7	98.4	100.0	100.0	100.0	95.2	68.2	
1. Grade 6 or below	0.1	0.1	-	0.1	-	-	-	0.2	-	0.1	-	-	-	-	-	2.5	
2. Grade 7	0.2	0.4	0.1	0.2	0.2	-	0.4	0.4	-	0.2	0.5	-	-	-	0.7	7.0	
3. Grade 8	0.2	0.2	0.2	0.2	-	0.2	*	0.2	0.4	0.1	0.5	-	-	-	0.9	3.8	
4. Grade 9 (Freshman)	0.2	0.1	0.3	0.3	-	0.6	0.3	-	0.1	0.2	0.2	-	-	-	1.2	3.4	
5. Grade 10 (Sophomore)	0.1	0.2	*	0.1	-	-	0.1	0.1	0.1	0.1	-	-	-	-	0.4	1.8	
6. Grade 11 (Junior)	0.3	0.3	0.3	0.5	-	0.3	-	0.5	0.4	0.4	0.1	-	-	-	1.0	9.2	
7. Grade 12 (Senior)	0.2	0.4	-	0.2	-	0.5	0.2	-	-	0.2	0.2	-	-	-	0.6	4.1	
Item 5687 Subject A01g	N	2180	1000	1132	1490	232	464	529	756	431	1726	390	1078	540	189	312	43
E08E: Try crystal meth ("ice")																	
8. Never	97.5	97.2	97.7	97.4	99.8	97.7	98.6	97.7	95.3	97.9	95.3	100.0	100.0	96.6	91.3	41.5	
1. Grade 6 or below	0.1	-	-	-	0.2	-	-	0.2	-	*	0.1	-	-	-	-	1.3	
2. Grade 7	0.1	0.1	0.1	0.1	-	0.4	-	-	-	*	0.3	-	-	-	-	4.2	
3. Grade 8	0.3	0.4	0.2	0.2	-	1.2	-	-	-	0.3	0.4	-	-	-	0.8	9.5	
4. Grade 9 (Freshman)	0.5	0.6	0.5	0.6	-	-	0.4	0.5	1.2	0.3	1.5	-	-	-	2.1	14.1	
5. Grade 10 (Sophomore)	0.4	0.3	0.6	0.4	-	-	0.3	0.3	1.2	0.2	1.4	-	-	1.7	0.8	10.5	
6. Grade 11 (Junior)	0.4	0.6	0.4	0.5	-	0.2	0.6	0.4	0.6	0.4	0.6	-	-	-	1.4	14.5	
7. Grade 12 (Senior)	0.7	0.8	0.7	0.8	-	0.5	-	0.8	1.5	0.8	0.5	-	-	1.7	3.6	4.3	
Item 24430 Subject A01g	N	2143	984	1109	1471	225	458	528	737	419	1702	381	1077	541	183	284	38
E08F: Try steroids (anabolic steroids)																	
8. Never	97.6	96.3	98.8	97.4	99.8	98.1	98.7	97.0	96.8	98.2	94.7	100.0	100.0	97.0	89.7	66.4	
1. Grade 6 or below	0.1	0.1	-	0.1	-	-	-	0.2	-	0.1	-	-	-	-	-	2.5	
2. Grade 7	0.1	0.2	0.1	0.2	-	-	0.2	0.2	-	0.2	-	-	-	-	0.6	2.4	
3. Grade 8	0.4	0.7	0.2	0.5	-	1.0	-	0.4	0.5	0.3	1.2	-	-	-	1.9	8.7	
4. Grade 9 (Freshman)	0.2	0.3	0.2	0.3	-	0.1	0.2	0.3	0.4	0.2	0.2	-	-	-	1.2	4.1	
5. Grade 10 (Sophomore)	0.8	1.5	0.2	1.0	-	0.5	0.4	1.1	0.9	0.5	2.0	-	-	0.8	3.8	9.7	
6. Grade 11 (Junior)	0.3	0.3	0.4	0.2	0.2	0.2	0.4	0.5	0.1	0.1	1.2	-	-	2.2	0.9	1.0	
7. Grade 12 (Senior)	0.4	0.6	0.2	0.3	-	-	0.1	0.2	1.3	0.3	0.6	-	-	0.1	1.9	5.2	
Item 23810 Subject A01g	N	2155	987	1121	1473	232	454	525	750	427	1708	386	1074	539	187	296	42
E09: How difficult do you think it would be for you to get each of the following, if you wanted some?																	
E09A: "Crack" cocaine																	
1. Probably impossible	21.2	20.6	21.2	16.7	38.7	19.7	20.2	26.6	14.6	19.9	24.0	23.6	24.7	15.4	11.7	11.1	
2. Very difficult	17.4	20.2	15.0	19.5	13.4	19.1	17.6	17.3	15.7	19.3	10.6	18.5	16.8	20.6	15.1	5.8	
3. Fairly difficult	26.1	25.2	27.2	30.4	11.8	27.4	27.1	22.2	30.0	27.6	20.0	29.0	24.6	25.3	23.7	3.9	
4. Fairly easy	22.7	21.4	24.1	23.6	13.7	21.6	22.5	21.0	27.1	22.3	25.3	20.5	22.4	25.8	29.3	23.3	
5. Very easy	12.6	12.6	12.5	9.8	22.5	12.1	12.6	12.9	12.6	10.9	20.1	8.4	11.5	12.9	20.1	55.9	
Item 6811 Subject A03a	N	2160	998	1115	1472	233	448	539	741	433	1704	390	1058	539	189	310	45
E09B: Cocaine in powder form																	
1. Probably impossible	20.7	20.0	20.9	15.7	41.6	19.6	19.6	26.1	14.2	19.4	23.8	24.0	23.0	16.3	10.1	6.8	
2. Very difficult	17.1	19.4	15.0	19.3	12.1	16.6	19.7	16.4	15.3	18.5	12.4	19.3	19.1	16.8	8.4	4.9	
3. Fairly difficult	24.8	23.0	26.6	28.9	10.4	26.5	24.8	21.2	28.8	26.9	16.4	27.6	23.5	25.6	21.4	1.1	
4. Fairly easy	23.4	22.9	24.2	24.5	14.3	24.5	22.9	21.5	26.2	22.8	26.1	20.7	23.0	26.9	31.0	26.1	
5. Very easy	14.0	14.7	13.3	11.5	21.6	12.8	13.0	14.7	15.4	12.4	21.3	8.4	11.4	14.4	29.1	61.0	
Item 6812 Subject A03a	N	2157	993	1116	1468	232	448	538	739	432	1701	391	1054	540	190	310	45

*=less than .05 percent.

QUESTIONNAIRE FORM 2 2003	TOTAL	SEX		RACE		REGION				COLLEGE PLANS?		ILLICIT DRUG USE: LIFETIME				
		M	F	White	Black	NE	NC	S	W	Yes	No	None	Mari- juana Only	Few Pills	More Pills	Any Her- oin
<i>N (Weighted No. of Cases):</i>	2517	1164	1246	1631	273	535	608	861	513	1890	461	1200	624	226	350	50
<i>% of Weighted Total:</i>	100.0	46.3	49.5	64.8	10.8	21.2	24.2	34.2	20.4	75.1	18.3	47.7	24.8	9.0	13.9	2.0
E09C: PCP																
1. Probably impossible	25.7	24.6	26.4	20.2	46.7	23.8	25.6	31.9	17.3	24.2	29.2	28.8	26.1	19.8	19.5	14.5
2. Very difficult	22.5	23.6	21.6	25.7	18.2	23.5	25.0	20.9	20.9	24.1	17.7	22.0	25.4	26.1	19.0	10.2
3. Fairly difficult	29.9	30.6	29.6	33.4	15.6	30.8	26.0	28.0	36.9	31.0	25.3	30.7	27.9	30.4	33.1	17.0
4. Fairly easy	14.5	14.2	15.0	14.4	8.6	15.0	16.1	11.5	17.2	14.0	16.8	13.4	13.7	17.1	17.7	20.8
5. Very easy	7.4	7.1	7.5	6.3	10.8	7.0	7.3	7.7	7.8	6.6	11.1	5.0	6.9	6.6	10.7	37.5
<i>Item 6771 Subject A03a</i>	<i>N 2145</i>	<i>991</i>	<i>1108</i>	<i>1462</i>	<i>230</i>	<i>445</i>	<i>535</i>	<i>735</i>	<i>429</i>	<i>1696</i>	<i>385</i>	<i>1049</i>	<i>538</i>	<i>188</i>	<i>308</i>	<i>45</i>
E09D: Amyl or butyl nitrites																
1. Probably impossible	27.9	26.4	28.9	22.2	51.9	24.5	29.2	33.7	20.0	26.2	31.9	30.6	28.0	23.6	22.2	20.0
2. Very difficult	23.3	25.7	21.3	26.4	17.0	26.9	23.5	22.0	21.4	25.3	17.1	21.5	28.3	24.6	23.2	6.7
3. Fairly difficult	29.1	28.6	30.0	31.8	14.4	28.8	26.6	26.6	37.0	29.9	25.6	31.0	26.9	29.7	28.5	20.4
4. Fairly easy	13.4	13.1	13.9	14.5	7.1	13.0	15.6	10.7	15.8	13.1	15.7	12.7	11.3	19.9	15.1	18.6
5. Very easy	6.2	6.2	6.0	5.1	9.5	6.8	5.1	6.9	5.9	5.4	9.7	4.3	5.6	2.2	11.0	34.3
<i>Item 22350 Subject A03a</i>	<i>N 2146</i>	<i>995</i>	<i>1104</i>	<i>1459</i>	<i>230</i>	<i>448</i>	<i>535</i>	<i>733</i>	<i>431</i>	<i>1692</i>	<i>390</i>	<i>1049</i>	<i>538</i>	<i>188</i>	<i>307</i>	<i>45</i>
E09E: Crystal meth ("ice")																
1. Probably impossible	26.2	24.9	26.9	21.1	47.2	26.2	25.2	31.6	18.3	24.9	28.9	29.4	27.3	23.1	17.2	10.9
2. Very difficult	21.7	23.5	20.2	23.6	20.1	23.4	21.3	21.4	20.9	23.4	15.1	22.0	24.0	20.0	20.1	10.6
3. Fairly difficult	26.0	24.3	27.7	29.4	12.6	28.5	26.1	22.1	29.7	27.4	20.2	27.8	25.5	26.6	21.4	16.9
4. Fairly easy	17.3	17.3	17.6	18.3	10.0	15.0	19.2	16.7	18.3	17.0	20.0	15.2	15.1	22.8	25.8	17.1
5. Very easy	8.8	9.9	7.7	7.6	10.2	6.9	8.1	8.2	12.8	7.2	15.9	5.5	8.2	7.5	15.5	44.6
<i>Item 24410 Subject A03a</i>	<i>N 2147</i>	<i>993</i>	<i>1107</i>	<i>1458</i>	<i>232</i>	<i>450</i>	<i>535</i>	<i>731</i>	<i>430</i>	<i>1695</i>	<i>388</i>	<i>1051</i>	<i>539</i>	<i>187</i>	<i>306</i>	<i>45</i>
E09F: Steroids (anabolic steroids)																
1. Probably impossible	20.4	19.3	20.8	14.9	41.5	18.6	19.9	25.8	13.7	18.8	23.4	22.7	22.2	13.9	14.5	10.1
2. Very difficult	14.4	14.8	13.9	15.6	15.7	13.4	15.4	13.7	15.3	15.4	11.6	16.3	14.9	12.2	9.0	5.4
3. Fairly difficult	24.5	23.5	25.5	27.6	11.9	25.9	23.7	23.4	26.0	25.3	21.1	23.9	27.3	28.5	21.2	16.9
4. Fairly easy	25.8	25.2	26.8	27.9	14.6	26.2	28.3	21.5	29.8	26.4	25.6	25.1	20.4	32.6	35.8	15.5
5. Very easy	14.9	17.1	13.0	14.0	16.3	16.0	12.7	15.6	15.1	14.1	18.4	12.0	15.1	12.8	19.5	52.1
<i>Item 23060 Subject A03a</i>	<i>N 2149</i>	<i>992</i>	<i>1110</i>	<i>1460</i>	<i>232</i>	<i>450</i>	<i>535</i>	<i>733</i>	<i>431</i>	<i>1699</i>	<i>387</i>	<i>1053</i>	<i>540</i>	<i>187</i>	<i>307</i>	<i>44</i>
E10: Individuals differ in whether or not they disapprove of people doing certain things. Do YOU disapprove of people (who are 18 or older) doing each of the following?																
E10A: Smoking one or more packs of cigarettes per day																
1. Don't disapprove	31.5	36.0	27.6	33.3	22.8	32.1	30.5	32.9	29.6	28.0	44.2	22.6	33.3	40.1	51.9	43.5
2. Disapprove	40.0	37.6	42.9	40.6	42.3	40.5	38.5	40.3	40.6	41.3	34.8	40.4	42.5	34.6	37.2	37.1
3. Strongly disapprove	28.5	26.4	29.5	26.1	34.9	27.4	31.0	26.8	29.7	30.7	21.0	37.0	24.2	25.3	10.9	19.4
<i>Item 8560 Subject A11a</i>	<i>N 2174</i>	<i>1000</i>	<i>1125</i>	<i>1484</i>	<i>227</i>	<i>458</i>	<i>536</i>	<i>749</i>	<i>432</i>	<i>1717</i>	<i>393</i>	<i>1069</i>	<i>542</i>	<i>192</i>	<i>311</i>	<i>42</i>
E10B: Trying marijuana once or twice																
1. Don't disapprove	50.2	53.7	47.8	51.9	44.0	56.2	49.7	46.2	51.5	48.7	54.6	30.8	68.0	61.4	75.3	79.7
2. Disapprove	29.4	27.4	30.6	28.8	29.0	27.2	31.9	29.1	29.3	30.4	27.2	37.2	23.2	25.5	18.1	16.5
3. Strongly disapprove	20.4	18.9	21.7	19.4	27.0	16.6	18.3	24.8	19.3	20.9	18.2	32.0	8.8	13.1	6.6	3.8
<i>Item 8570 Subject A11a</i>	<i>N 2175</i>	<i>999</i>	<i>1128</i>	<i>1485</i>	<i>228</i>	<i>457</i>	<i>538</i>	<i>749</i>	<i>432</i>	<i>1718</i>	<i>392</i>	<i>1070</i>	<i>541</i>	<i>192</i>	<i>311</i>	<i>42</i>
E10C: Smoking marijuana occasionally																
1. Don't disapprove	39.0	44.4	34.6	39.8	37.7	45.9	36.9	35.6	39.9	37.4	44.1	18.7	55.0	51.1	66.8	80.2
2. Disapprove	31.6	29.6	32.9	31.7	31.0	30.2	32.8	30.5	33.2	32.2	29.2	36.1	31.1	30.0	20.4	18.1
3. Strongly disapprove	29.5	26.0	32.5	28.5	31.3	23.9	30.2	33.8	26.8	30.4	26.7	45.2	13.9	18.9	12.8	1.7
<i>Item 8580 Subject A11a</i>	<i>N 2172</i>	<i>998</i>	<i>1126</i>	<i>1484</i>	<i>227</i>	<i>457</i>	<i>538</i>	<i>746</i>	<i>432</i>	<i>1715</i>	<i>393</i>	<i>1068</i>	<i>541</i>	<i>192</i>	<i>311</i>	<i>42</i>
E10D: Smoking marijuana regularly																
1. Don't disapprove	26.3	33.3	20.5	25.7	31.5	29.6	23.9	26.6	25.2	23.6	36.4	11.0	33.1	36.7	53.7	68.7
2. Disapprove	31.2	29.3	32.6	30.9	29.8	33.3	29.7	29.4	33.8	31.5	29.1	28.1	39.1	29.1	29.5	28.5
3. Strongly disapprove	42.5	37.4	46.9	43.5	38.7	37.1	46.4	44.0	41.0	44.9	34.5	60.9	27.8	34.2	16.8	2.7
<i>Item 8590 Subject A11a</i>	<i>N 2173</i>	<i>999</i>	<i>1126</i>	<i>1484</i>	<i>227</i>	<i>457</i>	<i>537</i>	<i>747</i>	<i>432</i>	<i>1714</i>	<i>392</i>	<i>1066</i>	<i>543</i>	<i>192</i>	<i>311</i>	<i>42</i>

DESCRIPTIVE RESULTS: 2003

129

QUESTIONNAIRE FORM 2 2003	TOTAL	SEX		RACE		REGION				COLLEGE PLANS?		ILLICIT DRUG USE: LIFETIME				
		M	F	White	Black	NE	NC	S	W	Yes	No	None	Mari- juana Only	Few Pills	More Pills	Any Her- oin
<i>N (Weighted No. of Cases):</i> <i>% of Weighted Total:</i>	2517 100.0	1164 46.3	1246 49.5	1631 64.8	273 10.8	535 21.2	608 24.2	861 34.2	513 20.4	1890 75.1	461 18.3	1200 47.7	624 24.8	226 9.0	350 13.9	50 2.0
E10E: Trying cocaine in powder form once or twice																
1. Don't disapprove	16.4	19.4	14.2	15.6	16.3	16.0	15.6	16.9	17.1	14.8	21.6	10.7	11.2	22.4	34.9	59.7
2. Disapprove	30.3	29.0	31.9	32.1	23.7	30.7	31.5	28.1	32.1	30.6	30.9	30.5	31.0	33.0	26.9	29.5
3. Strongly disapprove	53.3	51.7	53.9	52.3	60.0	53.3	52.9	55.1	50.8	54.6	47.5	58.8	57.8	44.6	38.3	10.7
<i>Item 23630 Subject A11a</i>	<i>N 2164</i>	<i>993</i>	<i>1123</i>	<i>1479</i>	<i>227</i>	<i>452</i>	<i>536</i>	<i>745</i>	<i>431</i>	<i>1707</i>	<i>392</i>	<i>1069</i>	<i>536</i>	<i>190</i>	<i>309</i>	<i>42</i>
E10F: Taking cocaine powder occasionally																
1. Don't disapprove	11.1	14.8	7.9	9.6	14.4	10.5	10.0	12.2	11.3	9.4	16.2	7.6	8.4	10.7	23.1	37.7
2. Disapprove	25.8	25.4	26.7	26.3	23.3	24.7	27.9	23.4	28.4	25.3	29.4	23.9	24.3	30.5	29.5	46.7
3. Strongly disapprove	63.1	59.8	65.4	64.1	62.3	64.8	62.2	64.4	60.2	65.3	54.4	68.6	67.3	58.8	47.4	15.6
<i>Item 23640 Subject A11a</i>	<i>N 2162</i>	<i>994</i>	<i>1120</i>	<i>1479</i>	<i>226</i>	<i>453</i>	<i>537</i>	<i>744</i>	<i>429</i>	<i>1707</i>	<i>391</i>	<i>1066</i>	<i>537</i>	<i>190</i>	<i>308</i>	<i>42</i>
E10G: Taking cocaine powder regularly																
1. Don't disapprove	9.3	12.3	6.8	7.6	12.5	8.3	8.6	9.9	10.2	7.7	13.9	7.3	8.1	5.9	16.0	32.2
2. Disapprove	19.8	21.1	19.2	19.6	20.9	20.2	18.9	19.1	21.8	18.9	24.4	17.8	18.4	20.2	25.9	44.0
3. Strongly disapprove	70.9	66.6	74.0	72.8	66.5	71.4	72.5	71.0	68.0	73.3	61.6	74.9	73.5	73.9	58.2	23.8
<i>Item 23650 Subject A11a</i>	<i>N 2162</i>	<i>993</i>	<i>1121</i>	<i>1477</i>	<i>226</i>	<i>450</i>	<i>537</i>	<i>746</i>	<i>428</i>	<i>1705</i>	<i>391</i>	<i>1066</i>	<i>539</i>	<i>188</i>	<i>308</i>	<i>42</i>
E10H: Trying "crack" cocaine once or twice																
1. Don't disapprove	13.4	15.5	11.8	11.9	15.4	11.6	13.4	13.1	15.6	11.9	17.6	10.5	10.0	12.8	23.2	49.0
2. Disapprove	28.1	26.3	30.2	28.8	23.2	28.5	29.5	26.6	28.5	28.5	27.9	28.5	27.3	31.1	27.2	25.8
3. Strongly disapprove	58.5	58.2	58.1	59.3	61.4	59.9	57.0	60.3	55.9	59.6	54.5	60.9	62.7	56.0	49.6	25.3
<i>Item 23660 Subject A11a</i>	<i>N 2159</i>	<i>989</i>	<i>1121</i>	<i>1477</i>	<i>226</i>	<i>450</i>	<i>537</i>	<i>743</i>	<i>429</i>	<i>1702</i>	<i>391</i>	<i>1066</i>	<i>538</i>	<i>190</i>	<i>307</i>	<i>39</i>
E10I: Taking "crack" cocaine occasionally																
1. Don't disapprove	9.2	12.0	6.8	7.6	12.2	7.1	9.0	9.5	11.2	7.8	13.0	7.3	7.8	8.5	15.0	27.8
2. Disapprove	23.6	23.4	24.0	23.2	23.4	23.5	23.4	22.6	25.6	23.0	26.5	22.8	21.9	23.5	27.7	34.7
3. Strongly disapprove	67.2	64.6	69.2	69.3	64.4	69.4	67.6	67.9	63.2	69.1	60.5	69.9	70.3	68.0	57.3	37.5
<i>Item 23670 Subject A11a</i>	<i>N 2165</i>	<i>995</i>	<i>1121</i>	<i>1481</i>	<i>226</i>	<i>454</i>	<i>537</i>	<i>747</i>	<i>427</i>	<i>1706</i>	<i>393</i>	<i>1067</i>	<i>539</i>	<i>190</i>	<i>308</i>	<i>42</i>
E10J: Taking "crack" cocaine regularly																
1. Don't disapprove	8.8	11.7	6.2	7.2	12.3	7.1	8.4	9.4	9.9	7.3	12.9	7.1	7.8	6.4	14.3	25.9
2. Disapprove	18.4	19.2	18.1	17.2	20.2	19.2	16.7	17.1	21.9	17.7	22.5	17.7	18.3	15.7	20.8	26.8
3. Strongly disapprove	72.8	69.1	75.6	75.5	67.5	73.7	74.9	73.5	68.2	75.0	64.6	75.2	74.0	77.9	64.9	47.3
<i>Item 23680 Subject A11a</i>	<i>N 2156</i>	<i>991</i>	<i>1116</i>	<i>1476</i>	<i>224</i>	<i>450</i>	<i>537</i>	<i>742</i>	<i>427</i>	<i>1701</i>	<i>390</i>	<i>1063</i>	<i>539</i>	<i>187</i>	<i>306</i>	<i>42</i>
E10K: Trying one or two drinks of an alcoholic beverage (beer, wine, liquor)																
1. Don't disapprove	71.6	72.4	71.5	77.1	57.3	75.2	74.3	68.4	70.0	72.0	68.9	61.6	78.6	84.2	84.4	89.6
2. Disapprove	16.5	15.8	16.9	13.7	25.0	12.6	15.5	18.6	18.1	16.7	16.1	22.4	11.0	7.8	11.0	8.7
3. Strongly disapprove	11.9	11.8	11.6	9.3	17.8	12.2	10.2	13.0	11.9	11.3	14.9	16.0	10.3	7.9	4.6	1.7
<i>Item 8710 Subject A11a</i>	<i>N 2152</i>	<i>993</i>	<i>1113</i>	<i>1474</i>	<i>222</i>	<i>452</i>	<i>537</i>	<i>740</i>	<i>423</i>	<i>1704</i>	<i>383</i>	<i>1058</i>	<i>535</i>	<i>189</i>	<i>309</i>	<i>41</i>
E10L: Taking one or two drinks nearly every day																
1. Don't disapprove	37.0	47.2	27.9	39.8	29.7	39.5	38.4	34.5	36.9	34.4	46.5	28.1	41.7	41.3	53.2	61.2
2. Disapprove	39.4	32.5	46.1	39.7	41.7	38.7	39.6	39.3	40.1	41.4	32.0	40.6	39.5	44.2	33.8	30.9
3. Strongly disapprove	23.6	20.3	26.0	20.5	28.7	21.7	22.0	26.2	23.0	24.2	21.5	31.3	18.8	14.5	13.0	7.8
<i>Item 8720 Subject A11a</i>	<i>N 2159</i>	<i>992</i>	<i>1118</i>	<i>1479</i>	<i>225</i>	<i>453</i>	<i>535</i>	<i>744</i>	<i>427</i>	<i>1704</i>	<i>388</i>	<i>1063</i>	<i>537</i>	<i>190</i>	<i>308</i>	<i>42</i>
E10M: Taking four or five drinks nearly every day																
1. Don't disapprove	18.1	25.2	11.5	17.6	19.2	15.0	18.9	18.8	18.9	15.3	28.6	12.9	18.7	21.9	28.6	38.8
2. Disapprove	31.5	32.8	30.8	32.7	29.1	34.5	31.1	30.2	31.3	31.4	33.3	29.4	31.6	34.3	35.8	43.4
3. Strongly disapprove	50.4	42.0	57.7	49.7	51.7	50.4	50.0	51.0	49.8	53.3	38.1	57.7	49.7	43.8	35.6	17.8
<i>Item 8730 Subject A11a</i>	<i>N 2160</i>	<i>993</i>	<i>1118</i>	<i>1478</i>	<i>225</i>	<i>452</i>	<i>535</i>	<i>746</i>	<i>428</i>	<i>1706</i>	<i>389</i>	<i>1063</i>	<i>536</i>	<i>190</i>	<i>309</i>	<i>42</i>
E10N: Having five or more drinks once or twice each weekend																
1. Don't disapprove	36.4	42.1	32.0	39.1	30.1	36.5	41.5	33.3	35.3	34.0	46.1	23.0	42.2	47.5	62.0	63.0
2. Disapprove	26.5	24.6	28.1	27.0	24.7	27.4	23.5	28.5	25.8	27.5	23.7	27.7	27.5	21.3	24.0	28.1
3. Strongly disapprove	37.1	33.3	39.9	34.0	45.2	36.2	35.0	38.3	38.9	38.5	30.2	49.3	30.3	31.2	14.0	8.9
<i>Item 8740 Subject A11a</i>	<i>N 2154</i>	<i>989</i>	<i>1117</i>	<i>1479</i>	<i>224</i>	<i>452</i>	<i>534</i>	<i>742</i>	<i>426</i>	<i>1702</i>	<i>386</i>	<i>1062</i>	<i>535</i>	<i>189</i>	<i>309</i>	<i>42</i>

QUESTIONNAIRE FORM 2 2003	TOTAL	SEX		RACE		REGION				COLLEGE PLANS?		ILLICIT DRUG USE: LIFETIME				
		M	F	White	Black	NE	NC	S	W	Yes	No	None	Mari- juana Only	Few Pills	More Pills	Any Her- oin
<i>N (Weighted No. of Cases):</i>	2517	1164	1246	1631	273	535	608	861	513	1890	461	1200	624	226	350	50
<i>% of Weighted Total:</i>	100.0	46.3	49.5	64.8	10.8	21.2	24.2	34.2	20.4	75.1	18.3	47.7	24.8	9.0	13.9	2.0
The next two questions are about military service.																
E11A: Do you favor or oppose a military draft at the present time?																
1. Strongly oppose	34.6	37.0	32.1	33.0	48.0	34.7	31.5	35.2	37.6	34.8	32.4	33.4	36.8	30.2	35.2	47.9
2. Mostly oppose	19.9	18.9	20.9	22.2	13.1	22.4	20.8	18.3	19.0	20.6	16.6	20.0	20.3	18.6	20.5	17.6
3. No opinion, or mixed	33.1	27.0	38.5	31.8	32.2	29.8	35.7	33.6	32.5	33.0	36.0	34.2	30.7	38.5	32.5	18.8
4. Mostly favor	7.3	8.9	6.1	7.5	3.9	7.3	7.1	7.3	7.5	6.9	9.0	7.3	7.3	7.2	7.0	9.9
5. Strongly favor	5.1	8.2	2.5	5.6	2.8	5.8	5.0	5.6	3.4	4.6	6.0	5.1	4.9	5.5	4.8	5.8
<i>Item 21060 Subject L02</i>	<i>N</i> 2128	971	1108	1459	221	444	527	744	413	1683	378	1054	522	184	302	44
E11B: Do you think any military draft in the U.S. should include women as well as men?																
1. No	30.2	23.8	36.3	30.8	37.0	24.2	31.0	33.8	29.0	31.5	25.0	32.9	29.5	23.4	25.8	31.2
2. Uncertain	33.1	26.4	38.7	32.4	28.1	31.3	29.4	36.1	34.2	33.0	32.8	34.3	28.1	35.7	37.6	23.6
3. Yes	36.7	49.7	24.9	36.8	34.9	44.5	39.5	30.1	36.8	35.5	42.1	32.9	42.3	41.0	36.6	45.1
<i>Item 21070 Subject L02</i>	<i>N</i> 2215	1022	1137	1506	235	457	538	780	441	1735	403	1081	546	195	316	46
The next questions are about your experiences in school.																
E12: Some people like school very much. Others don't. How do you feel about going to school?																
5. I like school very much	8.0	7.9	8.0	6.2	13.3	7.2	8.6	8.0	8.1	8.3	5.9	10.1	6.9	6.7	3.6	3.6
4. I like school quite a lot	18.9	18.6	19.2	20.0	17.9	20.1	17.9	19.0	18.9	21.3	9.4	23.9	18.1	13.3	8.3	13.9
3. I like school some	43.5	39.1	47.5	42.9	48.7	39.0	48.1	43.6	42.3	44.8	38.6	42.6	45.5	40.8	46.5	27.4
2. I don't like school very much	18.7	19.9	17.3	20.3	12.7	20.8	16.3	17.2	21.9	17.9	22.8	17.0	18.7	25.9	20.1	21.0
1. I don't like school at all	11.0	14.5	8.0	10.6	7.4	12.9	9.2	12.3	8.8	7.6	23.3	6.5	10.8	13.3	21.5	34.2
<i>Item 7630 Subject B01, Q08</i>	<i>N</i> 2210	1018	1137	1505	234	458	536	780	436	1735	400	1081	545	196	315	43
E13: About how many hours do you spend in an average week on all your homework including both in school and out of school?																
1. 0 hours	12.6	17.0	8.2	12.6	13.1	14.5	9.8	14.8	9.9	8.8	26.9	9.7	14.7	10.2	17.2	22.3
2. 1-4 hours	48.8	49.0	48.8	48.4	55.9	46.3	46.3	54.1	44.8	48.5	51.7	47.2	53.0	50.4	48.7	36.6
3. 5-9 hours	19.4	16.5	21.9	20.0	18.0	18.2	23.8	16.0	21.1	21.6	10.4	22.1	17.5	19.1	15.2	12.3
4. 10-14 hours	8.6	8.3	9.0	8.5	7.0	10.3	8.0	5.9	12.3	9.3	6.0	9.0	8.8	8.4	7.6	5.6
5. 15-19 hours	5.2	4.4	6.0	5.0	2.5	5.8	6.3	3.7	5.8	6.0	1.8	5.7	3.4	6.4	4.6	13.8
6. 20-24 hours	3.2	2.5	3.8	3.6	0.9	2.5	2.8	3.3	4.1	3.4	2.6	3.4	1.4	4.7	4.4	2.8
7. 25 or more hours	2.3	2.4	2.2	1.9	2.6	2.3	2.9	2.1	2.0	2.5	0.7	3.0	1.2	0.8	2.2	6.6
<i>Item 7640 Subject B01</i>	<i>N</i> 2208	1015	1136	1500	237	458	535	777	439	1736	396	1079	543	195	315	45
E14: To what extent have you participated in the following school activities during this school year?																
E14A: . . . school newspaper or yearbook																
1. Not at all	74.3	77.1	71.7	73.1	77.4	68.8	75.2	73.8	80.0	73.3	79.3	71.7	74.2	74.7	83.0	81.2
2. Slight	10.1	9.6	10.6	10.4	10.9	15.0	8.7	8.7	9.0	10.4	9.3	11.5	9.4	9.6	5.3	14.5
3. Moderate	4.9	4.7	5.0	4.8	5.1	5.4	3.3	5.7	4.9	4.7	5.3	5.0	5.3	6.2	3.4	3.0
4. Considerable	3.3	3.3	3.2	3.5	2.2	3.7	4.1	4.0	0.7	3.4	2.9	3.5	2.8	4.5	2.7	-
5. Great	7.4	5.3	9.5	8.2	4.4	7.1	8.7	7.8	5.4	8.3	3.2	8.3	8.3	5.0	5.6	1.3
<i>Item 22170 Subject B01, C07</i>	<i>N</i> 2179	994	1129	1483	230	452	524	767	436	1717	389	1064	537	187	315	46
E14B: . . . music or other performing arts																
1. Not at all	61.3	68.2	55.3	59.8	63.9	58.3	62.5	57.8	69.4	59.2	72.2	56.6	68.8	60.5	67.0	59.7
2. Slight	9.2	8.6	9.5	8.5	11.0	11.4	6.9	9.8	8.5	9.7	7.8	9.0	8.6	9.2	8.2	18.8
3. Moderate	8.3	8.3	8.2	8.9	7.6	9.4	8.5	9.0	5.8	8.1	8.5	8.0	9.5	9.4	6.0	12.0
4. Considerable	5.8	4.1	7.3	6.5	4.5	5.8	5.8	7.4	3.0	5.8	4.0	6.4	4.0	5.7	6.7	3.5
5. Great	15.4	10.8	19.7	16.3	12.9	15.2	16.3	16.1	13.4	17.2	7.5	19.9	9.1	15.2	12.0	5.9
<i>Item 22180 Subject B01, C07</i>	<i>N</i> 2176	991	1130	1481	230	450	524	765	437	1717	385	1064	536	187	314	44

QUESTIONNAIRE FORM 2 2003	TOTAL	SEX		RACE		REGION				COLLEGE PLANS?		ILLICIT DRUG USE: LIFETIME				
		M	F	White	Black	NE	NC	S	W	Yes	No	None	Mari- juana Only	Few Pills	More Pills	Any Her- oin
<i>N (Weighted No. of Cases):</i>	2517	1164	1246	1631	273	535	608	861	513	1890	461	1200	624	226	350	50
<i>% of Weighted Total:</i>	100.0	46.3	49.5	64.8	10.8	21.2	24.2	34.2	20.4	75.1	18.3	47.7	24.8	9.0	13.9	2.0
E14C: . . . athletic teams																
1. Not at all	46.9	41.5	51.5	44.6	50.9	44.8	42.3	51.9	45.8	44.0	60.3	45.3	43.5	55.0	53.2	53.0
2. Slight	7.8	8.4	7.5	7.7	7.6	7.8	9.3	6.0	9.2	7.4	10.4	8.9	5.7	9.0	6.5	6.1
3. Moderate	8.2	8.4	8.0	8.5	4.9	9.9	9.1	7.0	7.3	7.9	8.4	8.3	8.0	5.9	8.1	19.5
4. Considerable	9.0	11.1	7.0	9.2	7.9	9.1	10.7	7.4	9.6	9.3	6.6	9.3	12.7	5.9	4.5	-
5. Great	28.1	30.6	26.0	30.0	28.7	28.4	28.5	27.6	28.1	31.5	14.3	28.1	30.1	24.2	27.7	21.4
<i>Item 22190 Subject B01, C07</i>	<i>N 2187</i>	<i>1002</i>	<i>1129</i>	<i>1488</i>	<i>233</i>	<i>452</i>	<i>527</i>	<i>769</i>	<i>438</i>	<i>1724</i>	<i>390</i>	<i>1069</i>	<i>538</i>	<i>191</i>	<i>314</i>	<i>44</i>
E14D: . . . other school clubs or activities																
1. Not at all	35.4	44.2	27.3	34.8	32.7	34.3	32.3	33.3	44.3	28.6	63.6	26.2	41.3	42.9	48.8	55.7
2. Slight	13.5	14.7	12.6	14.6	10.2	14.4	14.8	11.1	15.1	14.1	11.4	13.1	12.2	16.7	14.5	14.1
3. Moderate	18.2	16.3	19.7	17.2	21.5	15.8	17.1	20.2	18.6	19.5	11.7	20.3	17.1	17.4	14.2	12.8
4. Considerable	14.6	13.0	16.3	15.5	12.1	13.7	15.4	16.5	11.0	16.6	6.0	16.5	14.2	10.6	13.2	6.3
5. Great	18.3	11.8	24.1	17.8	23.5	21.8	20.4	19.0	11.0	21.2	7.2	23.9	15.3	12.3	9.3	11.2
<i>Item 22200 Subject B01, C07</i>	<i>N 2175</i>	<i>990</i>	<i>1129</i>	<i>1477</i>	<i>232</i>	<i>450</i>	<i>524</i>	<i>763</i>	<i>437</i>	<i>1718</i>	<i>384</i>	<i>1068</i>	<i>537</i>	<i>185</i>	<i>310</i>	<i>44</i>
E15: In general, how much say or influence do you feel each of the following has on HOW YOUR SCHOOL IS RUN?																
E15A: The principal																
1. Little or no influence	17.6	21.8	14.1	15.0	18.1	20.9	17.0	14.6	20.0	15.5	22.9	14.1	20.2	19.6	21.5	27.2
2. Some influence	10.9	9.0	12.2	10.2	13.0	9.1	12.1	9.8	13.5	10.6	12.8	9.9	13.1	7.8	13.1	7.7
3. Moderate influence	18.4	17.5	18.5	18.3	15.9	20.6	17.8	15.9	21.4	18.3	19.9	20.7	17.3	11.8	17.6	10.3
4. Considerable influence	24.8	25.5	24.6	27.5	19.7	20.6	26.3	25.1	26.8	26.4	19.0	26.7	23.0	28.6	21.6	19.2
5. A great deal of influence	28.3	26.2	30.6	28.9	33.3	28.7	26.8	34.7	18.2	29.2	25.3	28.6	26.4	32.2	26.2	35.5
<i>Item 7650 Subject B10</i>	<i>N 2178</i>	<i>1001</i>	<i>1122</i>	<i>1486</i>	<i>230</i>	<i>447</i>	<i>528</i>	<i>770</i>	<i>434</i>	<i>1714</i>	<i>391</i>	<i>1071</i>	<i>535</i>	<i>192</i>	<i>308</i>	<i>46</i>
E15B: The teachers																
1. Little or no influence	11.7	16.3	7.6	9.2	14.4	12.8	10.5	10.6	13.8	10.0	16.7	7.3	15.5	7.9	18.2	28.8
2. Some influence	17.4	15.6	18.6	18.5	19.4	18.2	18.4	18.1	14.1	16.9	19.4	16.3	17.8	19.4	19.8	6.5
3. Moderate influence	30.8	29.2	32.0	32.1	24.3	26.2	31.9	30.3	35.2	31.1	29.8	32.1	30.4	34.5	27.3	19.0
4. Considerable influence	26.7	25.6	28.2	28.1	25.5	28.1	27.6	26.7	24.1	28.8	18.9	29.3	23.5	26.5	24.1	33.0
5. A great deal of influence	13.4	13.3	13.6	12.2	16.5	14.7	11.5	14.4	12.7	13.1	15.2	14.9	12.8	11.8	10.6	12.7
<i>Item 7660 Subject B10</i>	<i>N 2176</i>	<i>1000</i>	<i>1122</i>	<i>1484</i>	<i>230</i>	<i>446</i>	<i>527</i>	<i>770</i>	<i>433</i>	<i>1712</i>	<i>390</i>	<i>1071</i>	<i>535</i>	<i>190</i>	<i>307</i>	<i>46</i>
E15C: The students																
1. Little or no influence	30.0	35.8	25.3	31.4	29.9	33.3	26.7	30.4	30.2	28.7	35.0	24.7	33.7	31.3	39.8	43.5
2. Some influence	20.5	19.0	21.6	21.3	20.0	20.3	22.1	20.9	17.9	20.9	19.0	23.0	16.4	19.1	20.5	12.6
3. Moderate influence	20.4	17.4	22.8	20.2	15.7	17.0	23.2	20.4	20.4	21.5	15.1	21.8	20.7	20.6	16.7	8.1
4. Considerable influence	13.8	13.7	14.0	13.9	11.8	10.3	13.2	14.2	17.4	13.3	16.3	14.8	12.7	15.7	10.2	19.5
5. A great deal of influence	15.3	14.2	16.4	13.2	22.5	19.1	14.9	14.1	14.1	15.6	14.7	15.7	16.5	13.3	12.8	16.3
<i>Item 7670 Subject B10</i>	<i>N 2174</i>	<i>997</i>	<i>1124</i>	<i>1483</i>	<i>230</i>	<i>447</i>	<i>527</i>	<i>768</i>	<i>433</i>	<i>1712</i>	<i>389</i>	<i>1070</i>	<i>535</i>	<i>190</i>	<i>308</i>	<i>46</i>
E15D: Parents of students																
1. Little or no influence	25.1	30.2	20.7	23.7	27.6	28.0	21.6	24.1	27.9	23.3	31.1	19.4	29.1	21.9	35.3	48.1
2. Some influence	28.8	25.6	31.7	31.6	21.5	25.1	30.2	30.6	27.9	29.1	30.0	29.5	27.3	30.0	30.3	16.6
3. Moderate influence	22.9	22.0	23.1	23.2	17.7	25.8	22.2	19.5	26.6	24.7	15.0	27.3	18.5	26.4	14.9	16.9
4. Considerable influence	14.0	12.5	15.8	12.9	18.0	11.3	16.3	15.9	10.6	14.1	14.3	14.1	15.8	14.1	12.1	11.2
5. A great deal of influence	9.3	9.7	8.8	8.6	15.3	9.9	9.8	9.8	7.0	8.8	9.5	9.7	9.3	7.6	7.4	7.2
<i>Item 7680 Subject B10</i>	<i>N 2174</i>	<i>999</i>	<i>1122</i>	<i>1484</i>	<i>230</i>	<i>446</i>	<i>526</i>	<i>768</i>	<i>433</i>	<i>1712</i>	<i>389</i>	<i>1069</i>	<i>534</i>	<i>191</i>	<i>308</i>	<i>46</i>
E16: Have you had any drug education courses or lectures in school?																
1. No—GO TO Q.E20	21.3	22.4	20.0	17.9	31.9	12.8	20.9	26.2	21.9	20.4	25.0	22.0	22.1	15.3	19.3	33.5
2. No, and I wish I had—GO TO Q.E20	2.3	1.5	2.8	1.8	2.7	2.0	3.9	1.9	1.5	2.1	3.2	2.5	1.4	2.9	2.1	-
3. Yes	76.4	76.1	77.2	80.3	65.4	85.2	75.2	71.9	76.7	77.5	71.8	75.5	76.5	81.9	78.7	66.5
<i>Item 7690 Subject A10a</i>	<i>N 2081</i>	<i>950</i>	<i>1080</i>	<i>1446</i>	<i>212</i>	<i>430</i>	<i>508</i>	<i>724</i>	<i>420</i>	<i>1654</i>	<i>369</i>	<i>1034</i>	<i>502</i>	<i>184</i>	<i>296</i>	<i>42</i>

QUESTIONNAIRE FORM 2 2003	TOTAL	SEX		RACE		REGION				COLLEGE PLANS?		ILLICIT DRUG USE: LIFETIME					
		M	F	White	Black	NE	NC	S	W	Yes	No	None	Mari- juana Only	Few Pills	More Pills	Any Her- oin	
<i>N (Weighted No. of Cases):</i>	2517	1164	1246	1631	273	535	608	861	513	1890	461	1200	624	226	350	50	
<i>% of Weighted Total:</i>	100.0	46.3	49.5	64.8	10.8	21.2	24.2	34.2	20.4	75.1	18.3	47.7	24.8	9.0	13.9	2.0	
E17: Would you say that the information about drugs that you received in school classes or programs has . . .																	
1. Made you less interested in trying drugs	47.4	42.5	51.5	43.4	65.8	38.9	44.7	54.6	48.5	48.3	42.4	58.7	40.6	40.2	28.6	12.2	
2. Not changed your interest in trying drugs	48.4	51.9	45.7	52.9	28.3	53.6	52.0	43.7	46.3	47.8	52.2	40.6	52.4	57.0	63.1	52.0	
3. Made you more interested in trying drugs	4.2	5.6	2.9	3.8	5.9	7.5	3.3	1.8	5.3	3.9	5.4	0.7	7.0	2.8	8.4	35.8	
<i>Item 7840 Subject A10a</i>	<i>N†</i>	<i>1581</i>	<i>714</i>	<i>834</i>	<i>1156</i>	<i>138</i>	<i>359</i>	<i>380</i>	<i>519</i>	<i>324</i>	<i>1273</i>	<i>264</i>	<i>776</i>	<i>384</i>	<i>150</i>	<i>231</i>	<i>28</i>
E18: How many of the following drug education experiences have you had in high school? (Mark all that apply.)																	
A. A special course about drugs	35.9	43.0	29.9	37.7	34.6	38.5	31.6	36.7	36.9	36.1	35.3	36.7	35.2	36.9	34.2	37.5	
B. Films, lectures, or discussions in one of my regular courses	68.2	66.4	69.9	69.5	56.5	69.0	67.7	65.2	72.8	69.5	62.6	68.6	72.4	63.8	64.3	61.7	
C. Films or lectures, outside of my regular courses	30.8	30.9	30.7	30.9	28.4	32.1	27.5	32.0	31.4	31.3	29.2	31.7	30.4	31.8	28.5	20.1	
D. Special group discussions about drugs	21.6	20.5	22.4	20.6	26.2	21.3	18.9	20.8	26.5	20.4	27.0	23.1	18.3	21.2	23.0	27.9	
<i>Item 7850-7880 Subject A10a</i>	<i>N†</i>	<i>1535</i>	<i>694</i>	<i>811</i>	<i>1123</i>	<i>130</i>	<i>351</i>	<i>363</i>	<i>509</i>	<i>313</i>	<i>1239</i>	<i>253</i>	<i>745</i>	<i>377</i>	<i>148</i>	<i>230</i>	<i>24</i>
E19: Overall, how valuable were the experiences to you?																	
1. Little or no value	25.4	31.5	19.7	26.9	16.2	27.0	27.8	24.0	22.7	23.7	32.8	20.8	30.1	21.6	29.5	77.0	
2. Some value	42.4	40.7	44.0	44.9	27.3	41.5	45.0	38.7	46.4	43.4	37.9	40.0	43.1	49.7	49.4	2.0	
3. Considerable value	21.2	18.4	23.8	20.1	23.2	21.6	17.8	23.2	21.2	22.2	17.2	25.1	18.7	15.6	17.5	1.7	
4. Great value	11.0	9.4	12.5	8.1	33.2	9.8	9.3	14.0	9.6	10.8	12.1	14.0	8.1	13.1	3.5	19.3	
<i>Item 7890 Subject A10a</i>	<i>N†</i>	<i>1557</i>	<i>704</i>	<i>820</i>	<i>1143</i>	<i>131</i>	<i>352</i>	<i>377</i>	<i>512</i>	<i>315</i>	<i>1252</i>	<i>258</i>	<i>763</i>	<i>383</i>	<i>145</i>	<i>227</i>	<i>25</i>
E20: During the LAST TWO WEEKS, how many times have you driven a car, truck, or motorcycle after . . .																	
E20A: Drinking alcohol?																	
1. None	86.7	82.8	90.1	85.3	89.9	88.2	82.3	88.4	87.5	88.3	82.2	94.5	80.6	90.6	73.3	61.9	
2. Once	7.0	8.0	6.1	7.8	6.7	5.6	9.8	6.4	6.1	5.5	12.5	3.4	9.9	4.7	13.6	18.8	
3. Twice	3.3	4.0	2.6	3.7	2.4	3.3	4.4	2.6	3.2	3.5	2.2	1.1	5.3	3.4	6.3	2.7	
4. 3-5 times	1.8	3.1	0.8	2.4	0.1	1.6	2.0	2.3	1.1	1.6	2.3	0.3	2.8	0.5	5.1	12.5	
5. 6-9 times	0.2	0.4	0.1	0.1	0.9	0.5	0.3	0.1	0.1	0.3	-	*	0.7	-	-	1.8	
6. 10 or more	0.9	1.7	0.2	0.7	-	0.9	1.1	0.2	1.9	0.8	0.8	0.7	0.6	0.9	1.7	2.3	
<i>Item 1811 Subject A07a</i>	<i>N</i>	<i>2143</i>	<i>983</i>	<i>1104</i>	<i>1467</i>	<i>221</i>	<i>436</i>	<i>518</i>	<i>761</i>	<i>428</i>	<i>1688</i>	<i>380</i>	<i>1048</i>	<i>531</i>	<i>190</i>	<i>303</i>	<i>43</i>
E20B: Having 5 or more drinks in a row?																	
1. None	91.7	88.1	94.8	90.6	96.8	93.5	87.8	93.4	91.6	93.2	87.1	95.6	89.5	94.7	83.7	69.0	
2. Once	4.0	4.6	3.5	4.6	2.3	2.6	6.6	3.0	3.9	3.1	7.3	2.6	6.4	1.8	4.6	15.2	
3. Twice	1.8	2.7	1.0	2.2	0.4	1.7	2.7	1.6	1.5	1.5	2.8	0.5	2.0	2.3	4.9	6.9	
4. 3-5 times	1.5	2.5	0.6	1.8	0.4	1.1	1.7	1.7	1.3	1.3	1.8	0.6	1.2	0.8	4.0	6.7	
5. 6-9 times	0.2	0.5	-	0.3	-	0.2	0.2	0.4	-	0.2	0.2	-	0.1	-	1.3	-	
6. 10 or more	0.8	1.7	0.1	0.6	-	1.0	1.1	-	1.7	0.6	0.9	0.7	0.7	0.4	1.4	2.3	
<i>Item 1812 Subject A07a</i>	<i>N</i>	<i>2140</i>	<i>982</i>	<i>1103</i>	<i>1466</i>	<i>220</i>	<i>434</i>	<i>519</i>	<i>759</i>	<i>428</i>	<i>1688</i>	<i>379</i>	<i>1050</i>	<i>528</i>	<i>189</i>	<i>303</i>	<i>43</i>
E20C: Smoking marijuana?																	
1. None	89.4	87.4	91.3	88.6	91.0	84.0	90.9	90.2	91.5	89.3	90.3	100.0	84.3	87.1	68.4	55.4	
2. Once	3.1	2.3	4.0	3.4	2.8	4.5	3.4	2.8	2.0	3.2	3.1	-	5.0	6.5	7.9	6.8	
3. Twice	2.6	3.4	1.6	2.8	2.0	3.7	1.5	1.9	3.8	2.8	0.9	-	5.0	3.4	6.7	1.1	
4. 3-5 times	2.0	2.5	1.8	2.2	2.3	3.5	1.7	1.8	1.4	2.0	2.5	-	2.2	1.9	7.2	14.8	
5. 6-9 times	0.7	1.0	0.5	0.9	0.4	0.9	0.6	1.0	0.1	0.8	0.4	-	1.0	0.4	2.6	2.0	
6. 10 or more	2.1	3.5	0.9	2.0	1.4	3.4	1.8	2.2	1.2	1.9	2.8	-	2.5	0.7	7.1	19.8	
<i>Item 1813 Subject A07a</i>	<i>N</i>	<i>2135</i>	<i>978</i>	<i>1101</i>	<i>1463</i>	<i>220</i>	<i>434</i>	<i>518</i>	<i>754</i>	<i>428</i>	<i>1688</i>	<i>376</i>	<i>1044</i>	<i>528</i>	<i>188</i>	<i>303</i>	<i>43</i>

†=excludes respondents for whom question was inappropriate. *=less than .05 percent.

QUESTIONNAIRE FORM 2 2003	TOTAL	SEX		RACE		REGION				COLLEGE PLANS?		ILLICIT DRUG USE: LIFETIME				
		M	F	White	Black	NE	NC	S	W	Yes	No	None	Mari- juana Only	Few Pills	More Pills	Any Her- oin
<i>N (Weighted No. of Cases):</i>	2517	1164	1246	1631	273	535	608	861	513	1890	461	1200	624	226	350	50
<i>% of Weighted Total:</i>	100.0	46.3	49.5	64.8	10.8	21.2	24.2	34.2	20.4	75.1	18.3	47.7	24.8	9.0	13.9	2.0
E20D: Using other illicit drugs?																
1. None	98.1	97.0	99.1	97.9	99.0	97.6	98.6	97.9	98.2	98.2	97.6	100.0	100.0	98.9	92.1	70.0
2. Once	0.6	1.0	0.2	0.6	0.4	1.1	*	0.8	0.5	0.5	1.0	-	-	0.1	2.6	9.7
3. Twice	0.5	1.0	-	0.6	-	0.5	0.4	0.2	1.1	0.6	0.4	-	-	1.0	2.0	4.8
4. 3-5 times	0.4	0.6	0.2	0.5	-	0.3	0.5	0.6	0.2	0.4	0.7	-	-	-	1.9	7.5
5. 6-9 times	0.1	0.1	0.1	0.1	-	-	0.2	0.2	-	0.1	-	-	-	-	0.3	2.9
6. 10 or more	0.3	0.3	0.3	0.3	0.6	0.6	0.2	0.3	-	0.2	0.3	-	-	-	1.2	5.1
<i>Item 1814 Subject A07a</i>	<i>N</i> 2124	970	1099	1458	218	430	518	750	426	1680	373	1043	522	188	303	43
E21: During the LAST TWO WEEKS, how many times (if any) have you been a passenger in a car . . .																
E21A: When the driver had been drinking?																
1. None	79.5	78.7	80.0	80.2	82.0	81.6	77.9	78.9	80.3	80.8	73.1	89.7	76.0	73.0	59.7	42.0
2. Once	10.8	11.5	10.6	10.2	9.5	8.9	12.1	10.7	11.5	10.0	15.4	5.1	15.2	17.2	18.8	19.5
3. Twice	5.3	4.6	5.8	5.7	3.6	5.0	4.4	6.5	4.4	5.0	6.4	2.7	4.8	6.9	12.8	9.5
4. 3-5 times	2.2	2.2	2.1	2.2	1.9	2.6	3.2	1.8	0.9	2.4	1.3	1.4	1.5	1.6	4.9	13.5
5. 6-9 times	0.4	0.4	0.5	0.4	0.3	0.6	0.4	0.3	0.4	0.3	0.9	0.1	0.3	0.6	0.8	5.6
6. 10 or more	1.8	2.7	1.1	1.3	2.7	1.3	2.0	1.7	2.3	1.4	2.9	1.0	2.2	0.7	3.0	9.9
<i>Item 1815 Subject A07a</i>	<i>N</i> 2141	983	1103	1466	221	434	517	762	427	1689	380	1049	531	188	303	43
E21B: When you think the driver had 5 or more drinks?																
1. None	89.2	86.7	91.4	88.6	95.2	88.9	86.0	90.6	91.0	90.5	84.2	94.7	87.4	88.5	77.7	62.1
2. Once	5.4	6.6	4.4	5.6	1.9	6.3	6.7	4.6	4.2	4.6	9.1	2.4	8.1	8.1	8.3	15.2
3. Twice	2.4	3.1	1.7	2.9	0.9	2.6	2.6	2.7	1.6	2.3	2.9	0.8	2.1	0.5	7.8	13.4
4. 3-5 times	1.4	1.0	1.6	1.3	0.4	0.7	2.7	1.0	1.0	1.5	1.1	1.1	0.4	1.6	3.7	1.8
5. 6-9 times	0.3	0.6	0.1	0.4	0.5	0.6	0.2	0.4	0.1	0.2	0.3	0.1	0.3	0.6	0.8	1.6
6. 10 or more	1.3	2.0	0.7	1.2	1.1	0.9	1.8	0.7	2.1	0.9	2.4	0.9	1.6	0.7	1.7	5.9
<i>Item 1816 Subject A07a</i>	<i>N</i> 2136	981	1102	1464	220	434	517	760	426	1687	377	1048	530	188	303	43
E21C: When the driver had been smoking marijuana?																
1. None	82.9	81.2	84.8	82.8	83.9	79.6	85.4	82.7	83.7	82.8	82.8	96.4	76.8	75.3	58.0	40.1
2. Once	6.7	6.0	7.2	6.8	4.1	8.1	7.0	6.7	5.0	7.2	5.3	1.4	12.5	13.0	10.6	12.9
3. Twice	3.7	4.9	2.9	3.5	4.5	4.9	2.7	3.1	5.0	3.6	4.1	1.3	4.2	6.5	9.3	5.8
4. 3-5 times	2.9	3.0	2.5	3.1	3.4	3.1	1.8	3.5	3.1	3.0	2.8	0.4	3.6	2.9	9.2	11.4
5. 6-9 times	1.1	1.0	1.0	1.3	0.4	1.9	0.8	1.0	0.6	0.9	1.6	0.1	0.7	-	4.1	10.9
6. 10 or more	2.6	3.9	1.5	2.4	3.6	2.4	2.4	2.9	2.6	2.4	3.6	0.4	2.2	2.3	8.9	18.9
<i>Item 1817 Subject A07a</i>	<i>N</i> 2135	981	1101	1464	220	434	517	757	427	1686	377	1047	530	187	302	43
E21D: When the driver had been using other illicit drugs?																
1. None	96.0	94.7	97.1	96.3	97.2	96.5	97.4	95.7	94.3	96.4	94.4	99.0	97.4	97.0	86.1	73.6
2. Once	1.4	2.2	0.8	1.2	0.3	1.1	0.8	1.2	3.0	1.2	2.8	0.3	1.7	1.0	4.3	7.2
3. Twice	0.8	0.9	0.6	0.4	2.2	0.5	0.2	1.2	0.9	0.8	0.4	0.3	0.2	1.0	2.7	2.3
4. 3-5 times	0.9	1.0	0.9	1.0	-	0.8	0.3	1.2	1.1	0.9	0.6	0.2	0.6	0.6	3.4	5.8
5. 6-9 times	0.4	0.6	0.2	0.5	-	0.6	0.4	0.4	0.1	0.3	0.5	-	-	-	1.4	8.7
6. 10 or more	0.6	0.7	0.4	0.5	0.3	0.4	0.9	0.3	0.7	0.4	1.3	0.2	0.2	0.4	2.1	2.5
<i>Item 1818 Subject A07a</i>	<i>N</i> 2132	981	1098	1464	220	432	515	758	427	1685	376	1047	528	186	303	43
E22: How often do you . . .																
E22A: Eat breakfast?																
1. Never	11.2	11.8	10.6	10.3	9.6	12.2	14.7	10.3	7.5	10.7	13.4	8.4	13.3	15.4	11.7	25.3
2. Seldom	26.3	25.1	27.8	24.2	35.4	27.7	23.3	28.5	24.3	25.6	29.4	22.9	28.7	27.1	32.6	33.9
3. Sometimes	20.2	18.0	22.1	19.0	25.6	19.2	19.0	21.4	20.4	19.5	23.6	18.5	19.7	24.6	23.1	22.5
4. Most days	11.7	11.3	11.8	11.8	13.4	10.1	13.4	11.5	11.6	11.7	11.8	13.5	10.6	9.6	9.6	5.0
5. Nearly every day	10.3	11.6	9.0	11.7	5.7	10.8	10.7	8.3	12.9	10.9	7.4	12.3	9.1	7.0	9.8	3.1
6. Every day	20.3	22.2	18.7	22.9	10.3	20.0	18.9	19.9	23.2	21.6	14.5	24.4	18.6	16.2	13.3	10.2
<i>Item 20740 Subject T02</i>	<i>N</i> 2147	987	1103	1471	222	434	519	766	427	1692	382	1053	531	188	303	43

MONITORING THE FUTURE

QUESTIONNAIRE FORM 2 2003	TOTAL	SEX		RACE		REGION				COLLEGE PLANS?		ILLICIT DRUG USE: LIFETIME					
		M	F	White	Black	NE	NC	S	W	Yes	No	None	Mari- juana Only	Few Pills	More Pills	Any Her- oin	
<i>N (Weighted No. of Cases):</i>	2517	1164	1246	1631	273	535	608	861	513	1890	461	1200	624	226	350	50	
<i>% of Weighted Total:</i>	100.0	46.3	49.5	64.8	10.8	21.2	24.2	34.2	20.4	75.1	18.3	47.7	24.8	9.0	13.9	2.0	
E22B: Eat at least some green vegetables?																	
1. Never	5.4	6.2	4.6	3.6	8.0	7.5	4.0	6.4	3.4	4.1	10.5	4.4	5.4	6.3	5.6	19.9	
2. Seldom	11.9	14.2	10.3	11.9	13.3	10.6	11.1	13.5	11.4	10.8	16.9	9.0	11.0	18.0	17.9	22.5	
3. Sometimes	24.7	23.2	26.2	22.2	31.4	23.8	27.5	22.5	26.3	24.4	25.0	22.9	27.3	28.7	26.9	10.4	
4. Most days	23.7	21.5	25.0	25.2	24.1	23.2	26.8	23.4	20.8	24.1	22.7	23.8	24.9	21.8	22.0	26.8	
5. Nearly every day	17.8	16.3	19.5	19.5	12.3	15.9	15.8	19.4	19.6	19.4	9.8	22.2	11.5	13.2	18.2	6.7	
6. Every day	16.4	18.5	14.4	17.6	10.9	19.0	14.8	14.9	18.4	17.2	15.0	17.9	19.8	12.0	9.5	13.6	
<i>Item 20750 Subject T02</i>	<i>N</i>	<i>2138</i>	<i>982</i>	<i>1102</i>	<i>1465</i>	<i>223</i>	<i>433</i>	<i>520</i>	<i>757</i>	<i>427</i>	<i>1690</i>	<i>376</i>	<i>1049</i>	<i>526</i>	<i>189</i>	<i>303</i>	<i>43</i>
E22C: Eat at least some fruit?																	
1. Never	3.4	4.5	2.3	2.5	3.6	4.1	2.7	4.5	1.5	2.6	6.7	2.5	3.6	5.9	2.4	8.9	
2. Seldom	9.5	11.7	7.9	9.4	12.6	10.9	7.4	11.4	7.1	8.7	13.5	7.4	8.7	9.6	14.7	26.4	
3. Sometimes	24.6	22.2	26.5	22.9	30.8	24.1	26.0	25.3	22.2	23.8	26.1	22.7	26.4	28.0	26.7	19.2	
4. Most days	26.9	26.4	27.2	28.4	26.5	22.7	26.8	28.1	28.8	27.2	26.9	27.2	29.2	27.2	23.9	21.2	
5. Nearly every day	18.4	18.1	18.8	18.9	14.7	17.7	18.8	17.2	20.9	19.6	12.7	19.9	16.6	15.5	19.7	9.0	
6. Every day	17.2	17.0	17.3	17.8	11.9	20.4	18.3	13.4	19.5	18.1	14.1	20.3	15.4	13.8	12.6	15.1	
<i>Item 20760 Subject T02</i>	<i>N</i>	<i>2143</i>	<i>986</i>	<i>1102</i>	<i>1469</i>	<i>221</i>	<i>434</i>	<i>518</i>	<i>764</i>	<i>426</i>	<i>1689</i>	<i>380</i>	<i>1051</i>	<i>529</i>	<i>189</i>	<i>303</i>	<i>43</i>
E22D: Exercise vigorously (jogging, swimming, calisthenics, or any other active sports)?																	
1. Never	7.8	7.6	8.0	6.5	10.3	8.5	8.2	8.7	5.3	6.6	13.0	6.9	7.4	8.3	9.7	13.1	
2. Seldom	18.4	16.1	20.8	17.2	24.3	15.2	18.0	22.2	15.3	16.6	24.2	17.4	16.7	19.4	25.1	18.1	
3. Sometimes	22.3	18.2	25.4	22.1	19.6	25.2	21.6	23.9	17.7	23.0	20.9	22.1	21.8	22.4	23.6	23.4	
4. Most days	15.6	14.6	16.1	16.4	16.3	14.8	18.5	13.1	17.2	16.3	13.2	17.4	13.0	15.6	13.7	12.7	
5. Nearly every day	14.8	16.4	13.6	15.8	10.9	13.9	16.1	14.0	15.4	15.4	11.9	14.5	17.5	15.9	12.7	3.2	
6. Every day	21.1	27.1	16.1	22.0	18.7	22.4	17.6	18.2	29.1	22.2	16.7	21.8	23.7	18.4	15.3	29.4	
<i>Item 20770 Subject T02</i>	<i>N</i>	<i>2112</i>	<i>968</i>	<i>1089</i>	<i>1452</i>	<i>218</i>	<i>428</i>	<i>512</i>	<i>749</i>	<i>423</i>	<i>1670</i>	<i>371</i>	<i>1039</i>	<i>517</i>	<i>188</i>	<i>300</i>	<i>42</i>
E22E: Get at least seven hours of sleep?																	
1. Never	6.7	7.5	6.0	6.3	5.7	9.6	7.5	6.3	3.4	6.3	8.4	4.2	8.9	8.1	8.0	16.4	
2. Seldom	18.6	16.1	21.0	18.1	17.5	16.5	21.6	17.4	19.0	17.9	20.6	16.6	17.2	18.3	26.9	23.0	
3. Sometimes	24.6	22.5	26.7	24.5	25.9	24.0	26.0	24.5	23.9	24.8	23.9	23.0	24.2	30.9	29.3	12.1	
4. Most days	19.1	18.8	19.3	20.1	19.3	20.6	17.3	20.8	16.6	20.1	16.4	19.7	18.7	20.9	16.8	22.8	
5. Nearly every day	16.9	18.6	15.5	18.0	13.4	15.5	14.7	18.3	18.8	17.4	16.0	19.0	18.1	13.3	12.8	6.5	
6. Every day	14.1	16.4	11.6	13.0	18.3	13.8	12.9	12.8	18.3	13.4	14.7	17.4	12.9	8.4	6.2	19.2	
<i>Item 20780 Subject T02</i>	<i>N</i>	<i>2144</i>	<i>988</i>	<i>1101</i>	<i>1470</i>	<i>223</i>	<i>433</i>	<i>520</i>	<i>765</i>	<i>427</i>	<i>1692</i>	<i>378</i>	<i>1049</i>	<i>532</i>	<i>188</i>	<i>303</i>	<i>43</i>
E22F: Get less sleep than you think you should?																	
1. Never	8.2	9.5	6.4	5.8	12.8	9.9	6.9	8.9	6.6	6.7	13.7	6.8	11.6	6.3	6.4	9.5	
2. Seldom	12.5	12.7	12.1	13.1	8.9	10.5	10.7	13.7	14.8	12.1	13.9	14.8	11.3	7.4	10.5	13.7	
3. Sometimes	20.4	20.5	20.4	20.2	26.1	17.8	16.3	23.3	22.9	20.9	18.5	23.3	17.1	22.8	15.0	11.9	
4. Most days	19.3	16.6	22.1	20.0	19.8	19.5	22.8	19.6	14.4	19.6	18.4	19.7	18.4	17.4	21.7	18.3	
5. Nearly every day	17.7	18.0	18.0	19.1	13.3	18.6	20.6	13.2	21.3	18.8	14.9	16.4	16.8	24.9	20.3	21.6	
6. Every day	21.9	22.7	21.0	21.7	19.2	23.8	22.6	21.3	19.9	21.9	20.6	19.1	24.9	21.2	26.1	25.1	
<i>Item 20790 Subject T02</i>	<i>N</i>	<i>2139</i>	<i>984</i>	<i>1100</i>	<i>1468</i>	<i>223</i>	<i>433</i>	<i>518</i>	<i>761</i>	<i>427</i>	<i>1692</i>	<i>374</i>	<i>1048</i>	<i>531</i>	<i>188</i>	<i>303</i>	<i>42</i>

DESCRIPTIVE RESULTS: 2003

135

QUESTIONNAIRE FORM 3 2003	TOTAL	SEX		RACE		REGION				COLLEGE PLANS?		ILLICIT DRUG USE: LIFETIME				
		M	F	White	Black	NE	NC	S	W	Yes	No	None	Mari- juana Only	Few Pills	More Pills	Any Her- oin
<i>N (Weighted No. of Cases):</i>	2523	1085	1252	1612	288	534	610	868	512	1865	484	1171	578	246	411	31
<i>% of Weighted Total:</i>	100.0	43.0	49.6	63.9	11.4	21.2	24.2	34.4	20.3	73.9	19.2	46.4	22.9	9.7	16.3	1.2
A01: Taking all things together, how would you say things are these days—would you say you're very happy, pretty happy, or not too happy these days?																
3. Very happy	19.2	20.2	18.5	22.4	13.9	16.4	19.5	19.0	22.1	19.9	19.8	20.2	18.7	14.5	21.3	9.5
2. Pretty happy	65.2	65.7	65.9	65.9	67.1	65.5	67.8	65.3	61.7	66.0	62.3	65.4	67.7	68.8	61.5	41.9
1. Not too happy	15.6	14.1	15.6	11.7	19.0	18.1	12.7	15.7	16.2	14.1	17.8	14.4	13.6	16.7	17.2	48.6
<i>Item 1190 Subject P01, Q01</i>	<i>N</i> 2513	1082	1249	1606	286	534	608	862	509	1859	484	1170	577	245	408	29
A02: Some people think a lot about the social problems of the nation and the world and about how they might be solved. Others spend little time thinking about these issues. How much do you think about such things?																
1. Never	3.0	3.5	1.8	3.5	1.3	5.5	2.3	2.8	1.8	2.2	4.9	2.2	4.2	0.9	3.0	7.2
2. Seldom	15.2	16.4	14.4	15.7	15.9	14.9	16.0	13.2	17.7	14.8	16.8	13.6	13.6	15.2	21.1	10.1
3. Sometimes	51.2	48.8	53.5	49.8	55.1	49.4	54.6	50.0	51.0	51.3	52.3	51.9	55.2	50.1	46.0	48.0
4. Quite often	25.0	24.6	25.3	25.7	21.7	23.9	21.0	28.1	25.7	25.6	21.6	26.3	21.2	29.7	24.0	24.6
5. A great deal	5.6	6.6	4.9	5.3	6.0	6.2	6.1	6.0	3.8	6.1	4.3	6.1	5.7	4.1	6.0	10.2
<i>Item 6880 Subject J, Q08</i>	<i>N</i> 2514	1082	1249	1607	285	533	608	862	511	1859	484	1167	578	245	409	29
A03: The next questions ask your opinions about a number of different topics. How much do you agree or disagree with each statement below?																
A03A: Men and women should be paid the same money if they do the same work																
1. Disagree	2.3	3.7	0.7	2.3	2.4	4.1	1.6	2.3	1.5	1.5	4.7	2.0	3.2	1.3	1.9	6.2
2. Mostly disagree	1.4	2.5	0.3	1.6	-	2.2	1.1	1.0	1.5	1.2	1.8	0.6	2.0	0.8	2.6	2.3
3. Neither	2.4	4.1	0.9	2.7	1.2	2.7	2.5	2.3	2.0	2.2	2.6	2.1	3.0	1.4	2.5	1.4
4. Mostly agree	12.7	19.3	6.3	12.6	14.6	13.5	12.4	12.6	12.1	11.8	14.4	14.3	9.3	9.7	14.4	2.3
5. Agree	81.2	70.5	91.9	80.8	81.8	77.4	82.3	81.8	82.9	83.4	76.5	81.1	82.5	86.9	78.7	87.9
<i>Item 7930 Subject D06</i>	<i>N</i> 2522	1085	1251	1612	287	534	610	867	512	1865	484	1171	578	246	411	31
A03B: Women should be considered as seriously as men for jobs as executives or politicians																
1. Disagree	2.9	5.0	0.5	3.0	1.6	4.2	2.0	2.5	3.0	2.0	4.7	1.7	3.9	2.4	3.6	6.0
2. Mostly disagree	2.7	4.5	1.1	2.9	2.2	2.3	2.7	2.8	2.9	2.4	4.0	2.3	2.9	2.0	4.0	-
3. Neither	5.0	8.5	1.5	5.2	3.7	6.2	6.3	3.5	4.6	3.5	8.5	4.8	3.4	5.8	6.3	11.0
4. Mostly agree	17.3	24.5	10.8	17.5	18.0	15.5	18.4	17.9	16.6	17.1	17.3	17.6	14.8	17.1	18.6	4.4
5. Agree	72.2	57.4	86.1	71.4	74.6	71.8	70.6	73.2	72.9	75.1	65.5	73.6	75.1	72.8	67.5	78.5
<i>Item 7940 Subject D06, H02</i>	<i>N</i> 2517	1084	1251	1608	287	533	610	863	512	1863	483	1170	578	246	411	29
A03C: A woman should have exactly the same job opportunities as a man																
1. Disagree	4.2	7.5	1.0	5.0	1.8	5.1	3.2	4.0	4.6	3.1	7.1	2.1	7.0	2.8	6.0	9.5
2. Mostly disagree	2.8	5.0	0.7	3.1	2.3	3.0	2.9	2.9	2.3	3.0	2.7	2.4	2.6	2.3	4.5	9.0
3. Neither	4.6	8.2	1.4	4.6	3.3	3.9	6.5	3.5	4.9	3.5	7.9	4.8	4.2	2.6	5.1	2.9
4. Mostly agree	21.6	27.7	16.2	23.7	16.9	23.0	19.7	21.6	22.5	21.4	21.6	21.5	20.2	24.9	22.0	17.9
5. Agree	66.8	51.6	80.7	63.6	75.7	64.9	67.6	68.0	65.7	69.0	60.7	69.1	65.9	67.4	62.5	60.7
<i>Item 7950 Subject D06</i>	<i>N</i> 2498	1074	1244	1596	283	523	605	861	509	1848	479	1162	571	245	409	29
A03D: A woman should have exactly the same educational opportunities as a man																
1. Disagree	1.6	2.8	0.3	1.9	0.6	2.9	1.0	1.6	0.9	1.1	2.8	0.5	3.4	1.1	1.8	3.4
2. Mostly disagree	0.4	0.6	0.3	0.5	0.7	0.4	1.2	0.2	-	0.4	0.6	0.4	0.5	0.3	0.6	-
3. Neither	1.5	2.7	0.1	1.8	0.1	2.4	1.7	0.8	1.2	1.0	2.5	1.4	2.1	0.5	0.7	8.7
4. Mostly agree	8.4	13.9	3.1	8.1	10.6	10.7	9.4	7.2	6.7	6.8	12.1	9.4	5.2	4.4	10.9	2.3
5. Agree	88.1	80.1	96.2	87.6	88.0	83.6	86.7	90.1	91.2	90.7	82.0	88.3	88.8	93.7	86.1	85.6
<i>Item 7960 Subject D06</i>	<i>N</i> 2497	1078	1235	1600	282	532	603	860	502	1845	480	1161	573	242	408	31

MONITORING THE FUTURE

QUESTIONNAIRE FORM 3 2003	TOTAL	SEX		RACE		REGION				COLLEGE PLANS?		ILLICIT DRUG USE: LIFETIME				
		M	F	White	Black	NE	NC	S	W	Yes	No	None	Mari- juana Only	Few Pills	More Pills	Any Her- oin
<i>N (Weighted No. of Cases):</i>	2523	1085	1252	1612	288	534	610	868	512	1865	484	1171	578	246	411	31
<i>% of Weighted Total:</i>	100.0	43.0	49.6	63.9	11.4	21.2	24.2	34.4	20.3	73.9	19.2	46.4	22.9	9.7	16.3	1.2
A03E: It is usually better for everyone involved if the man is the achiever outside the home and the woman takes care of the home and family																
1. Disagree	31.1	16.4	45.2	30.2	39.5	33.8	32.4	29.5	29.2	32.8	28.6	31.9	35.5	29.8	23.8	19.2
2. Mostly disagree	17.0	12.5	21.0	15.8	18.4	17.1	20.4	16.0	14.3	17.2	15.7	17.7	17.1	18.3	15.6	11.9
3. Neither	22.1	27.5	17.6	22.8	15.2	22.5	20.1	22.1	23.9	22.3	19.1	22.5	20.1	22.0	23.8	26.8
4. Mostly agree	17.4	24.1	11.0	18.5	15.1	15.1	17.8	17.1	20.1	16.1	22.6	16.8	14.5	18.8	23.0	11.5
5. Agree	12.4	19.5	5.2	12.7	11.7	11.5	9.2	15.3	12.5	11.6	14.1	11.1	12.7	11.0	13.7	30.5
<i>Item 7970 Subject D05</i>	<i>N</i> 2506	1080	1248	1605	286	530	607	859	509	1857	483	1167	576	246	409	29
A03F: A preschool child is likely to suffer if the mother works																
1. Disagree	26.7	20.4	33.5	26.2	41.5	27.7	26.8	29.3	21.2	27.3	26.1	25.8	30.9	20.3	27.7	32.5
2. Mostly disagree	21.9	17.8	25.7	21.6	24.2	21.0	24.1	21.8	20.7	23.3	18.5	20.6	21.9	31.7	20.6	10.9
3. Neither	21.6	24.1	19.1	20.8	20.1	20.8	21.4	20.7	24.4	20.2	26.3	21.3	20.6	24.5	22.0	21.9
4. Mostly agree	19.0	21.8	16.0	20.1	8.3	19.8	19.2	16.5	22.1	18.7	18.2	20.9	17.0	16.7	17.9	5.7
5. Agree	10.7	15.8	5.7	11.2	6.0	10.7	8.5	11.8	11.6	10.5	10.9	11.4	9.6	6.8	11.8	29.0
<i>Item 7980 Subject D05</i>	<i>N</i> 2500	1077	1242	1602	281	530	604	858	508	1853	479	1164	574	244	407	29
A03G: A working mother can establish just as warm and secure a relationship with her children as a mother who does not work																
1. Disagree	8.3	12.6	4.6	8.5	5.0	9.3	6.2	8.0	10.2	7.3	11.3	6.5	9.9	7.6	10.6	18.2
2. Mostly disagree	14.1	18.7	10.5	15.2	6.5	13.1	12.9	12.0	20.2	14.0	14.4	13.5	14.2	15.3	16.3	7.5
3. Neither	10.6	14.1	7.5	11.4	5.3	10.9	12.1	9.1	11.0	10.3	11.7	12.3	7.9	6.1	10.5	10.5
4. Mostly agree	28.7	26.8	30.2	30.0	27.2	30.4	29.6	28.0	27.2	28.9	28.0	28.0	27.3	35.6	27.5	26.7
5. Agree	38.3	27.7	47.2	34.9	55.9	36.2	39.3	42.9	31.5	39.6	34.6	39.7	40.6	35.4	35.1	37.1
<i>Item 7990 Subject D05</i>	<i>N</i> 2512	1082	1251	1607	287	530	610	862	510	1862	484	1170	578	244	409	29
A04: The next questions are about pollution and the environment. How much do you agree or disagree with each statement below?																
A04A: Pollution of most types has increased in the U.S. in the last ten years																
1. Disagree	3.3	5.0	1.7	3.2	3.8	4.4	2.9	3.4	2.6	2.9	4.9	3.5	4.1	1.2	2.5	6.0
2. Mostly disagree	3.9	6.0	2.5	4.1	2.1	4.3	2.1	3.7	6.0	3.8	4.2	3.6	4.1	5.6	2.0	-
3. Neither	13.6	12.7	12.8	12.5	14.5	15.4	12.5	15.0	10.7	13.9	11.8	13.5	12.2	14.7	14.8	19.8
4. Mostly agree	33.0	29.6	35.6	33.6	35.7	29.5	36.1	32.0	34.5	33.8	30.9	33.7	32.6	36.1	31.2	15.4
5. Agree	46.2	46.8	47.4	46.6	44.0	46.5	46.4	45.9	46.1	45.6	48.3	45.7	47.1	42.3	49.6	58.8
<i>Item 8000 Subject F04</i>	<i>N</i> 2506	1082	1246	1607	282	533	610	854	510	1856	481	1164	578	244	409	29
A04B: Government should take steps to deal with our environmental problems, even if it means that most of us pay higher prices or taxes																
1. Disagree	10.9	14.2	7.8	9.6	18.3	9.5	9.1	11.8	12.9	8.3	18.3	10.8	12.3	6.8	10.1	18.5
2. Mostly disagree	11.5	12.7	10.5	11.1	14.4	12.5	10.9	12.2	10.2	11.9	10.3	10.4	12.0	10.6	11.6	16.2
3. Neither	27.8	24.3	30.6	27.4	25.2	27.2	26.7	27.4	30.4	28.0	27.2	26.7	29.0	28.2	28.7	36.8
4. Mostly agree	32.6	29.9	35.5	35.6	23.7	33.3	36.4	32.1	28.2	33.2	33.8	34.5	29.5	38.2	32.1	10.5
5. Agree	17.2	18.9	15.6	16.2	18.4	17.5	16.8	16.6	18.3	18.6	10.4	17.6	17.2	16.1	17.6	18.0
<i>Item 8010 Subject F04, H02</i>	<i>N</i> 2506	1081	1246	1605	285	531	609	858	508	1856	483	1166	577	244	410	29
A04C: I would prefer to pay more money for things that will last a long time, rather than have them cost less and break sooner																
1. Disagree	2.1	2.3	1.5	1.7	4.6	1.6	2.9	2.5	1.2	1.6	3.4	1.9	2.3	0.6	2.0	4.8
2. Mostly disagree	1.8	1.7	1.8	1.7	3.0	1.9	0.7	2.1	2.4	1.8	1.7	1.6	2.1	2.0	1.7	2.4
3. Neither	9.0	10.8	7.6	9.4	7.5	8.2	9.5	8.8	9.5	8.4	10.0	8.5	8.4	10.1	10.4	7.4
4. Mostly agree	30.2	26.0	34.1	32.6	25.7	32.7	31.4	30.3	25.8	30.1	32.5	31.2	28.6	31.4	27.5	39.6
5. Agree	57.0	59.2	55.0	54.5	59.2	55.5	55.6	56.4	61.1	58.1	52.5	56.9	58.5	55.9	58.4	45.7
<i>Item 8020 Subject F01</i>	<i>N</i> 2504	1080	1246	1605	284	531	609	855	508	1859	480	1165	578	242	410	29

DESCRIPTIVE RESULTS: 2003

137

QUESTIONNAIRE FORM 3 2003	TOTAL	SEX		RACE		REGION				COLLEGE PLANS?		ILLICIT DRUG USE: LIFETIME				
		M	F	White	Black	NE	NC	S	W	Yes	No	None	Mari- juana Only	Few Pills	More Pills	Any Her- oin
<i>N (Weighted No. of Cases):</i> <i>% of Weighted Total:</i>	2523 100.0	1085 43.0	1252 49.6	1612 63.9	288 11.4	534 21.2	610 24.2	868 34.4	512 20.3	1865 73.9	484 19.2	1171 46.4	578 22.9	246 9.7	411 16.3	31 1.2
A04D: I would probably be willing to use a bicycle or mass transit (if available) rather than a car to get to work																
1. Disagree	39.1	40.4	37.8	36.8	56.5	37.1	33.3	46.3	35.9	37.2	45.4	34.9	44.1	34.4	43.4	41.9
2. Mostly disagree	20.5	19.2	22.3	20.0	17.3	18.9	19.8	21.7	21.0	21.8	17.3	21.3	19.8	22.3	19.3	9.2
3. Neither	14.6	16.3	13.8	15.7	7.2	14.7	17.8	12.4	14.4	14.4	15.6	15.4	15.3	13.7	12.1	17.8
4. Mostly agree	15.9	14.1	16.5	17.2	12.5	18.1	18.4	12.0	17.2	16.9	12.8	17.7	13.0	21.6	13.2	11.6
5. Agree	9.9	10.1	9.6	10.3	6.6	11.3	10.6	7.6	11.5	9.8	8.9	10.6	7.9	8.0	12.0	19.5
<i>Item 8030 Subject F07</i>	<i>N 2507</i>	<i>1079</i>	<i>1249</i>	<i>1605</i>	<i>285</i>	<i>532</i>	<i>610</i>	<i>857</i>	<i>509</i>	<i>1859</i>	<i>480</i>	<i>1166</i>	<i>578</i>	<i>243</i>	<i>409</i>	<i>29</i>
A04E: I would be willing to eat less meat and more grains and vegetables, if it would help provide food for starving people																
1. Disagree	14.5	25.1	5.6	16.6	11.6	17.8	13.0	14.8	12.2	12.6	21.3	11.9	17.3	12.9	17.9	12.5
2. Mostly disagree	9.2	12.4	7.1	10.3	8.0	9.3	8.7	8.9	10.6	9.6	9.0	9.2	9.5	10.9	8.3	6.2
3. Neither	17.7	21.4	14.1	18.7	9.8	15.1	17.8	18.8	18.5	16.9	20.5	17.9	16.7	17.5	18.1	31.2
4. Mostly agree	28.2	23.2	32.6	27.0	33.4	26.7	27.5	29.9	27.5	28.8	27.7	30.7	27.1	26.2	24.4	29.1
5. Agree	30.4	17.9	40.7	27.4	37.3	31.1	33.0	27.6	31.2	32.0	21.5	30.3	29.3	32.4	31.4	21.0
<i>Item 8040 Subject F03, O03</i>	<i>N 2503</i>	<i>1081</i>	<i>1246</i>	<i>1605</i>	<i>284</i>	<i>532</i>	<i>608</i>	<i>856</i>	<i>507</i>	<i>1858</i>	<i>481</i>	<i>1165</i>	<i>578</i>	<i>244</i>	<i>408</i>	<i>29</i>
A05: In the following list you will find some statements about leisure time and work. Please show whether you agree or disagree with each statement.																
A05A: I like the kind of work you can forget about after the work day is over																
1. Disagree	11.0	9.7	11.6	8.7	21.7	9.8	10.5	13.0	9.2	11.2	10.2	11.6	10.3	9.2	9.9	8.7
2. Mostly disagree	12.8	12.2	14.3	14.2	9.2	10.4	15.6	11.6	14.2	14.1	8.7	15.6	12.9	13.6	7.5	2.4
3. Neither	20.8	20.0	20.6	23.1	13.0	25.1	23.3	16.3	21.3	21.6	17.8	21.8	21.2	15.0	22.1	19.7
4. Mostly agree	26.2	25.1	27.1	25.5	26.9	23.8	27.0	27.2	26.2	26.3	27.3	26.1	24.0	30.6	24.2	32.5
5. Agree	29.2	33.0	26.4	28.5	29.2	30.9	23.6	32.0	29.1	26.9	35.9	24.8	31.6	31.5	36.4	36.7
<i>Item 8050 Subject C04</i>	<i>N 2509</i>	<i>1078</i>	<i>1251</i>	<i>1603</i>	<i>287</i>	<i>533</i>	<i>606</i>	<i>862</i>	<i>508</i>	<i>1858</i>	<i>484</i>	<i>1165</i>	<i>578</i>	<i>245</i>	<i>410</i>	<i>29</i>
A05B: To me, work is nothing more than making a living																
1. Disagree	23.0	21.8	25.5	21.8	30.5	19.4	23.7	24.4	23.3	24.4	17.9	24.8	21.6	24.0	19.8	14.9
2. Mostly disagree	27.2	22.7	31.8	30.2	19.7	27.6	29.4	24.4	28.7	29.8	20.2	27.6	26.3	33.1	24.9	10.6
3. Neither	16.9	18.0	15.1	18.6	10.6	17.1	19.1	15.0	17.4	16.6	18.6	16.8	16.3	13.0	20.1	35.7
4. Mostly agree	19.5	20.7	18.1	18.0	19.8	21.2	18.2	20.6	17.3	17.6	24.7	19.6	20.0	20.8	17.7	5.2
5. Agree	13.5	16.8	9.6	11.4	19.5	14.8	9.6	15.5	13.3	11.6	18.6	11.2	15.9	9.0	17.5	33.5
<i>Item 8060 Subject C06</i>	<i>N 2502</i>	<i>1075</i>	<i>1250</i>	<i>1601</i>	<i>287</i>	<i>530</i>	<i>605</i>	<i>860</i>	<i>507</i>	<i>1857</i>	<i>483</i>	<i>1163</i>	<i>578</i>	<i>244</i>	<i>408</i>	<i>29</i>
A05C: I expect my work to be a very central part of my life																
1. Disagree	6.2	6.5	6.2	6.1	3.7	6.6	3.6	6.9	7.7	5.5	7.3	6.9	6.4	3.5	4.5	9.9
2. Mostly disagree	10.9	11.1	11.1	11.4	10.5	10.3	10.4	10.7	12.5	11.1	10.4	11.2	11.1	10.1	11.3	3.2
3. Neither	21.4	23.7	18.7	22.5	13.8	20.1	23.8	18.5	24.7	20.4	25.0	22.1	19.9	21.1	21.6	29.4
4. Mostly agree	40.4	37.9	42.8	42.6	32.0	42.5	41.1	40.5	37.1	41.9	37.3	39.1	39.5	45.9	42.1	38.4
5. Agree	21.1	20.8	21.2	17.4	40.0	20.5	21.0	23.4	18.0	21.1	20.1	20.7	23.0	19.3	20.5	19.0
<i>Item 8070 Subject C06</i>	<i>N 2493</i>	<i>1077</i>	<i>1240</i>	<i>1597</i>	<i>283</i>	<i>528</i>	<i>604</i>	<i>856</i>	<i>506</i>	<i>1849</i>	<i>483</i>	<i>1156</i>	<i>577</i>	<i>244</i>	<i>409</i>	<i>29</i>
A05D: I want to do my best in my job, even if this sometimes means working overtime																
1. Disagree	2.2	3.6	1.0	2.0	2.3	4.0	1.5	1.9	1.9	2.2	1.9	2.2	2.1	0.4	2.7	13.2
2. Mostly disagree	3.8	3.7	3.9	3.9	1.3	5.1	2.8	3.7	4.0	3.6	3.7	2.9	4.7	3.5	5.0	5.4
3. Neither	9.8	10.0	8.6	9.9	5.0	11.2	10.1	8.6	9.9	9.3	11.2	10.1	9.4	8.4	9.9	15.5
4. Mostly agree	38.3	35.4	41.5	40.4	36.1	36.6	40.5	36.9	39.9	39.7	34.7	37.6	37.6	44.2	38.6	34.8
5. Agree	45.8	47.4	44.9	43.7	55.3	43.1	45.1	48.9	44.3	45.3	48.4	47.3	46.1	43.5	43.8	31.1
<i>Item 8080 Subject C06</i>	<i>N 2504</i>	<i>1076</i>	<i>1248</i>	<i>1600</i>	<i>286</i>	<i>532</i>	<i>604</i>	<i>860</i>	<i>508</i>	<i>1854</i>	<i>483</i>	<i>1162</i>	<i>577</i>	<i>245</i>	<i>409</i>	<i>29</i>

MONITORING THE FUTURE

QUESTIONNAIRE FORM 3 2003	TOTAL	SEX		RACE		REGION				COLLEGE PLANS?		ILLICIT DRUG USE: LIFETIME				
		M	F	White	Black	NE	NC	S	W	Yes	No	None	Mari- juana Only	Few Pills	More Pills	Any Her- oin
<i>N (Weighted No. of Cases):</i>	2523	1085	1252	1612	288	534	610	868	512	1865	484	1171	578	246	411	31
<i>% of Weighted Total:</i>	100.0	43.0	49.6	63.9	11.4	21.2	24.2	34.4	20.3	73.9	19.2	46.4	22.9	9.7	16.3	1.2
A05E: I would like to stay in the same job for most of my adult life																
1. Disagree	10.4	11.3	8.9	8.3	16.3	10.1	8.9	11.7	10.1	9.7	12.2	9.4	8.7	13.0	11.0	26.9
2. Mostly disagree	10.0	12.4	8.4	9.4	10.3	8.8	8.4	10.3	12.9	10.0	11.0	9.6	12.0	6.5	11.8	6.2
3. Neither	18.3	17.4	18.3	17.5	15.9	17.9	19.1	17.0	19.7	17.5	19.2	17.4	17.8	20.6	20.1	12.3
4. Mostly agree	29.3	27.4	32.1	31.5	23.2	30.4	27.3	29.0	31.0	30.8	24.6	30.6	28.1	33.9	24.4	24.0
5. Agree	32.1	31.5	32.2	33.3	34.4	32.8	36.3	32.0	26.4	32.0	33.0	33.0	33.4	25.9	32.7	30.7
<i>Item 8090 Subject C03</i>	<i>N</i> 2502	1073	1248	1597	287	529	604	861	507	1851	484	1160	577	245	409	29
A06: If you were to get enough money to live as comfortably as you'd like for the rest of your life, would you want to work?																
1. I would want to work	70.7	63.2	76.4	68.6	76.8	66.1	76.4	71.3	67.7	70.9	71.0	73.3	68.5	73.9	65.8	69.4
2. I would not want to work	29.3	36.8	23.6	31.4	23.2	33.9	23.6	28.7	32.3	29.1	29.0	26.7	31.5	26.1	34.2	30.6
<i>Item 8100 Subject C06</i>	<i>N</i> 2416	1035	1215	1559	266	517	586	824	490	1803	455	1131	548	240	395	26
The next questions are about living or working with people of different races. Please rate each of the statements below using the following terms:																
Not at all acceptable: I'd avoid this if I possibly could.																
Somewhat acceptable: I could live with this, but not be happy about it.																
Acceptable: This would be O.K., or I'd be neutral about this.																
Desirable: I'd really like this.																
A07: How would you feel about . . .																
A07A: Having close personal friends of another race?																
1. Not at all acceptable	2.1	3.3	0.7	2.7	0.9	3.9	0.9	2.8	0.4	1.1	6.0	1.7	3.2	0.7	1.6	5.0
2. Somewhat acceptable	3.6	4.5	2.0	4.3	2.7	3.7	4.2	4.1	1.8	2.8	6.8	2.7	2.5	6.1	4.9	16.1
3. Acceptable	49.5	57.6	42.3	52.1	47.2	47.8	52.4	48.8	48.7	48.0	54.3	48.9	48.6	45.1	55.4	38.5
4. Desirable	44.8	34.5	54.9	41.0	49.2	44.5	42.5	44.3	49.0	48.0	32.9	46.7	45.7	48.1	38.1	40.4
<i>Item 8110 Subject N01</i>	<i>N</i> 2497	1075	1243	1598	285	526	608	854	509	1853	479	1162	572	246	407	30
A07B: Having a job with a supervisor of a different race?																
1. Not at all acceptable	2.1	3.6	0.7	2.8	1.3	4.4	0.5	2.8	0.7	1.1	6.0	2.1	2.4	1.3	2.0	2.5
2. Somewhat acceptable	5.1	6.8	2.8	6.2	3.6	4.5	6.4	5.5	3.4	4.3	7.8	4.2	4.3	5.7	7.0	18.3
3. Acceptable	65.9	71.0	62.6	66.0	67.4	66.3	66.0	65.2	66.7	66.4	64.9	66.2	66.0	64.1	68.1	53.5
4. Desirable	26.8	18.6	33.9	25.0	27.7	24.8	27.1	26.4	29.2	28.2	21.3	27.5	27.3	29.0	22.8	25.6
<i>Item 8120 Subject C05, N01</i>	<i>N</i> 2491	1075	1239	1594	284	526	608	851	507	1848	479	1159	571	246	407	28
A07C: Having family of a different race (but same level of education and income) move next door to you?																
1. Not at all acceptable	2.2	3.5	0.9	2.9	1.8	3.7	1.3	3.1	-	1.4	4.9	1.6	3.3	1.0	2.4	2.7
2. Somewhat acceptable	4.9	6.7	2.9	5.6	2.7	4.4	6.2	5.5	3.1	4.3	7.6	4.9	4.3	4.7	4.4	16.1
3. Acceptable	57.3	65.7	50.4	59.3	55.1	60.7	57.2	53.3	60.6	56.8	59.9	54.9	59.7	54.8	63.9	40.4
4. Desirable	35.6	24.2	45.8	32.3	40.4	31.2	35.3	38.2	36.4	37.5	27.5	38.5	32.7	39.5	29.3	40.8
<i>Item 8130 Subject N01</i>	<i>N</i> 2491	1072	1241	1595	285	524	609	851	507	1849	479	1160	572	244	405	30
A07D: Having your (future) children's friends be all of your race?																
1. Not at all acceptable	17.2	13.9	20.1	17.1	16.2	14.6	14.0	20.0	19.0	17.4	15.2	16.5	18.2	19.0	17.0	16.2
2. Somewhat acceptable	22.2	21.2	23.5	21.0	19.4	20.6	23.9	20.1	25.1	23.2	20.7	22.7	22.0	24.8	20.2	27.0
3. Acceptable	46.4	50.2	42.9	48.4	46.8	51.6	47.7	43.7	44.0	46.4	46.0	47.5	42.8	43.8	49.8	48.0
4. Desirable	14.2	14.7	13.5	13.5	17.6	13.2	14.4	16.2	11.9	13.1	18.1	13.4	17.1	12.4	12.9	8.8
<i>Item 8140 Subject N01</i>	<i>N</i> 2478	1067	1237	1590	283	519	607	845	507	1836	479	1151	569	245	406	27

QUESTIONNAIRE FORM 3 2003	TOTAL	SEX		RACE		REGION				COLLEGE PLANS?		ILLICIT DRUG USE: LIFETIME				
		M	F	White	Black	NE	NC	S	W	Yes	No	None	Mari- juana Only	Few Pills	More Pills	Any Her- oin
<i>N (Weighted No. of Cases):</i>	2523	1085	1252	1612	288	534	610	868	512	1865	484	1171	578	246	411	31
<i>% of Weighted Total:</i>	100.0	43.0	49.6	63.9	11.4	21.2	24.2	34.4	20.3	73.9	19.2	46.4	22.9	9.7	16.3	1.2
A07E: Having some of your (future) children's friends be of other races?																
1. Not at all acceptable	2.1	3.1	1.1	2.4	2.1	4.1	0.9	2.6	0.5	1.5	4.2	1.8	3.3	1.5	1.3	-
2. Somewhat acceptable	5.1	7.1	2.9	6.2	2.6	5.1	5.9	4.5	5.3	3.9	8.9	4.3	3.4	6.3	7.8	19.5
3. Acceptable	52.5	60.4	45.2	54.5	52.4	54.5	53.3	53.6	47.9	51.2	58.0	51.2	54.3	48.1	55.9	44.2
4. Desirable	40.3	29.4	50.8	36.9	42.8	36.3	40.0	39.4	46.2	43.5	28.9	42.7	39.0	44.1	35.0	36.4
<i>Item 8150 Subject N01</i>	<i>N</i> 2488	1073	1237	1593	284	525	608	850	505	1847	477	1156	571	246	405	30
A08: How would you feel about having a job where . . .																
A08A: . . . all the employees are of your race?																
1. Not at all acceptable	9.3	6.5	11.9	8.1	12.1	9.0	7.9	10.0	10.2	9.9	7.0	8.5	11.5	8.9	7.8	9.0
2. Somewhat acceptable	21.2	18.5	22.8	18.5	22.7	18.6	22.5	20.4	23.8	21.6	19.8	22.4	20.0	21.4	20.3	22.5
3. Acceptable	56.2	59.7	54.8	58.8	56.6	57.4	57.4	55.0	55.5	56.3	56.2	56.4	55.8	54.4	58.1	45.4
4. Desirable	13.3	15.4	10.5	14.6	8.7	15.0	12.2	14.6	10.5	12.2	17.0	12.7	12.8	15.3	13.7	23.1
<i>Item 8160 Subject C05, N01</i>	<i>N</i> 2492	1073	1240	1596	285	525	609	853	505	1850	479	1157	573	244	407	30
A08B: . . . some employees are of a different race?																
1. Not at all acceptable	1.3	2.0	0.6	1.7	1.0	3.0	0.4	1.6	0.2	0.7	3.4	0.9	2.7	1.0	0.5	2.4
2. Somewhat acceptable	4.1	4.9	2.5	4.0	2.7	3.1	6.0	4.1	2.9	3.4	6.8	3.9	1.9	5.6	4.4	17.1
3. Acceptable	64.9	72.4	59.4	68.0	59.3	67.4	62.1	64.9	65.4	64.3	67.7	64.2	65.5	62.0	69.7	52.0
4. Desirable	29.7	20.7	37.5	26.3	37.0	26.6	31.5	29.4	31.5	31.7	22.1	31.0	29.9	31.4	25.4	28.6
<i>Item 8170 Subject C05, N01</i>	<i>N</i> 2493	1075	1240	1597	284	526	607	853	507	1852	477	1160	571	246	407	30
A08C: . . . most employees are of a different race?																
1. Not at all acceptable	6.1	8.1	4.5	8.3	3.2	8.4	6.9	6.0	2.7	5.4	9.8	4.3	8.1	5.7	9.4	4.0
2. Somewhat acceptable	18.8	20.1	16.5	22.4	12.7	17.8	22.1	19.4	15.0	19.1	18.7	18.5	16.4	22.7	21.0	30.9
3. Acceptable	60.1	61.4	60.5	60.1	61.0	61.5	58.4	59.2	62.0	60.3	59.4	61.4	60.2	57.5	58.8	40.3
4. Desirable	15.0	10.4	18.5	9.2	23.2	12.3	12.6	15.4	20.3	15.3	12.0	15.7	15.4	14.1	10.9	24.8
<i>Item 8180 Subject C05, N01</i>	<i>N</i> 2486	1072	1237	1593	284	525	606	851	505	1846	478	1155	571	246	406	30
A09: How would you feel about living in an area where . . .																
A09A: . . . all the neighbors are of your race?																
1. Not at all acceptable	7.2	5.1	8.5	5.1	10.2	7.7	3.7	8.6	8.3	7.3	5.7	7.1	7.4	5.7	6.4	12.2
2. Somewhat acceptable	17.1	14.6	18.2	13.2	21.1	14.9	19.7	13.7	21.7	17.7	14.5	17.4	16.8	20.7	13.5	29.5
3. Acceptable	57.6	59.6	57.9	60.8	54.1	57.4	58.0	58.2	56.6	58.0	56.0	58.7	58.1	52.0	58.6	40.9
4. Desirable	18.1	20.6	15.4	20.8	14.6	19.9	18.6	19.6	13.4	17.0	23.8	16.8	17.8	21.7	21.5	17.4
<i>Item 8190 Subject N01</i>	<i>N</i> 2485	1071	1238	1590	283	522	608	849	506	1848	477	1156	572	244	407	28
A09B: . . . some of the neighbors are of other races?																
1. Not at all acceptable	1.5	2.7	0.3	2.0	0.6	3.7	0.6	1.7	0.1	0.8	3.9	1.2	2.8	0.4	1.1	2.7
2. Somewhat acceptable	5.0	5.9	3.8	5.5	3.9	4.0	7.0	5.6	2.7	4.7	6.1	4.7	3.6	6.3	5.0	21.8
3. Acceptable	68.0	73.4	63.9	69.5	67.0	69.5	65.9	67.3	69.9	67.2	69.8	65.7	70.8	62.5	75.0	50.5
4. Desirable	25.5	18.0	32.0	23.0	28.6	22.8	26.5	25.4	27.3	27.2	20.1	28.4	22.8	30.8	18.9	25.1
<i>Item 8200 Subject N01</i>	<i>N</i> 2489	1072	1240	1592	285	524	608	852	505	1851	478	1158	573	244	407	30
A09C: . . . most of the neighbors are of other races?																
1. Not at all acceptable	8.8	11.6	6.8	11.5	4.4	11.6	9.3	9.6	4.0	8.6	10.8	6.9	9.4	8.0	14.0	7.9
2. Somewhat acceptable	22.8	23.0	22.2	27.9	16.2	21.2	28.5	22.4	18.1	23.1	23.1	22.2	21.3	29.2	24.7	23.3
3. Acceptable	55.5	55.4	55.7	52.8	58.7	55.4	51.7	55.4	60.2	55.1	56.1	57.3	55.0	50.3	53.0	53.0
4. Desirable	12.9	10.0	15.3	7.8	20.7	11.8	10.6	12.6	17.6	13.2	9.9	13.6	14.2	12.5	8.3	15.9
<i>Item 8210 Subject N01</i>	<i>N</i> 2482	1068	1238	1589	284	524	606	847	505	1846	477	1155	572	243	406	28

QUESTIONNAIRE FORM 3 2003	TOTAL	SEX		RACE		REGION				COLLEGE PLANS?		ILLICIT DRUG USE: LIFETIME				
		M	F	White	Black	NE	NC	S	W	Yes	No	None	Mari- juana Only	Few Pills	More Pills	Any Her- oin
<i>N (Weighted No. of Cases):</i>	2523	1085	1252	1612	288	534	610	868	512	1865	484	1171	578	246	411	31
<i>% of Weighted Total:</i>	100.0	43.0	49.6	63.9	11.4	21.2	24.2	34.4	20.3	73.9	19.2	46.4	22.9	9.7	16.3	1.2
A10: How would you feel about having your (future) children go to schools where . . .																
A10A: . . . all the children are of your race?																
1. Not at all acceptable	13.8	10.6	16.4	11.0	15.6	13.8	10.9	14.2	16.7	14.9	9.3	13.0	15.4	12.9	12.7	9.3
2. Somewhat acceptable	17.0	14.1	19.3	14.8	16.3	16.9	18.7	13.9	20.5	18.1	13.8	18.1	16.0	20.4	14.2	24.1
3. Acceptable	52.2	57.2	49.6	54.9	53.0	53.0	51.5	53.2	50.5	51.2	54.5	53.4	53.3	47.0	51.7	40.7
4. Desirable	16.9	18.2	14.6	19.4	15.0	16.3	18.9	18.7	12.2	15.8	22.4	15.5	15.4	19.8	21.4	25.9
<i>Item 8220 Subject B03, N01</i>	<i>N 2484</i>	<i>1071</i>	<i>1238</i>	<i>1592</i>	<i>283</i>	<i>524</i>	<i>607</i>	<i>848</i>	<i>505</i>	<i>1848</i>	<i>477</i>	<i>1155</i>	<i>572</i>	<i>243</i>	<i>407</i>	<i>30</i>
A10B: . . . some of the children are of other races?																
1. Not at all acceptable	1.6	2.3	0.5	2.1	0.6	2.6	1.6	1.8	0.5	1.0	3.8	1.2	2.2	3.2	0.9	2.4
2. Somewhat acceptable	4.8	5.4	4.0	4.7	5.1	3.9	4.5	5.9	4.0	4.4	6.5	4.7	4.1	2.4	5.6	13.0
3. Acceptable	64.6	70.9	59.4	66.3	62.2	65.9	63.6	64.2	65.2	62.5	71.2	63.7	64.6	60.3	70.0	57.3
4. Desirable	29.0	21.4	36.1	26.9	32.1	27.6	30.3	28.1	30.3	32.2	18.4	30.4	29.1	34.1	23.4	27.3
<i>Item 8230 Subject B03, N01</i>	<i>N 2485</i>	<i>1072</i>	<i>1237</i>	<i>1591</i>	<i>283</i>	<i>524</i>	<i>608</i>	<i>851</i>	<i>502</i>	<i>1847</i>	<i>478</i>	<i>1155</i>	<i>573</i>	<i>243</i>	<i>407</i>	<i>30</i>
A10C: . . . most of the children are of other races?																
1. Not at all acceptable	11.0	14.2	8.7	14.5	7.6	15.4	12.8	10.8	4.6	10.5	14.4	8.9	10.9	8.8	17.9	15.5
2. Somewhat acceptable	24.0	24.3	23.0	29.2	18.5	23.1	27.5	26.3	17.0	25.2	21.4	24.6	21.8	27.7	24.8	12.8
3. Acceptable	52.6	52.4	54.1	49.1	54.6	50.2	50.0	50.1	62.5	51.5	55.6	53.0	54.8	51.7	49.5	54.8
4. Desirable	12.4	9.0	14.2	7.2	19.4	11.3	9.8	12.8	15.9	12.9	8.6	13.5	12.5	11.8	7.8	16.9
<i>Item 8240 Subject B03, N01</i>	<i>N 2481</i>	<i>1070</i>	<i>1236</i>	<i>1589</i>	<i>283</i>	<i>524</i>	<i>607</i>	<i>848</i>	<i>502</i>	<i>1846</i>	<i>476</i>	<i>1153</i>	<i>571</i>	<i>243</i>	<i>406</i>	<i>30</i>
A11: What race are your close friends?																
1. All my race	21.1	20.6	22.0	23.8	28.5	22.0	26.4	22.9	11.0	20.9	24.4	21.7	24.6	15.0	18.8	11.7
2. Almost all my race	27.4	28.0	27.4	32.7	21.8	30.8	31.2	25.2	23.0	27.7	29.6	26.0	26.3	30.4	32.3	20.4
3. Mostly my race	23.1	24.1	22.8	26.7	19.2	22.9	21.8	24.2	23.1	24.6	18.0	23.5	22.6	26.6	22.8	9.9
4. About half my race	15.2	15.7	14.7	12.6	17.8	12.2	10.6	16.0	22.6	13.9	17.7	14.9	15.8	15.3	14.8	21.1
5. Mostly other race(s)	7.5	6.5	8.1	2.3	9.3	6.6	5.5	6.5	12.3	7.5	6.4	8.1	5.6	8.3	6.7	18.1
6. Almost all other race(s)	5.7	5.2	5.0	1.9	3.4	5.4	4.7	5.1	8.1	5.4	3.9	5.8	5.1	4.3	4.6	18.9
<i>Item 8250 Subject N03</i>	<i>N 2478</i>	<i>1070</i>	<i>1236</i>	<i>1585</i>	<i>284</i>	<i>519</i>	<i>605</i>	<i>851</i>	<i>503</i>	<i>1845</i>	<i>477</i>	<i>1155</i>	<i>571</i>	<i>243</i>	<i>406</i>	<i>30</i>
A12: What race are the people in your neighborhood?																
1. All my race	25.9	25.9	26.1	32.2	23.0	24.7	32.8	28.5	14.4	26.2	28.0	25.7	29.9	20.3	26.6	11.7
2. Almost all my race	27.9	30.2	26.7	36.1	15.7	32.9	30.8	25.4	23.5	28.7	26.5	27.3	25.3	35.4	29.3	26.6
3. Mostly my race	16.2	18.5	15.5	18.6	11.2	16.3	13.4	16.1	19.7	15.9	18.9	15.9	16.0	14.2	18.8	30.2
4. About half my race	11.3	8.5	12.8	8.5	16.8	8.6	8.3	12.2	16.3	10.9	10.0	11.1	10.9	13.5	9.3	13.3
5. Mostly other race(s)	10.8	9.8	10.9	3.5	20.2	12.2	9.1	9.7	13.1	10.5	10.3	10.9	11.0	10.0	10.2	2.5
6. Almost all other race(s)	7.9	7.1	7.9	1.0	13.1	5.2	5.7	8.1	13.0	7.8	6.2	9.1	6.9	6.6	5.7	15.6
<i>Item 8260 Subject N03</i>	<i>N 2469</i>	<i>1069</i>	<i>1233</i>	<i>1582</i>	<i>282</i>	<i>516</i>	<i>604</i>	<i>846</i>	<i>504</i>	<i>1839</i>	<i>476</i>	<i>1151</i>	<i>571</i>	<i>242</i>	<i>405</i>	<i>28</i>
A13: What race were the students in the elementary school where you spent the most time?																
1. All my race	22.5	21.6	22.6	26.3	21.7	26.8	31.6	21.7	8.2	22.2	25.7	23.2	21.6	17.5	25.8	18.5
2. Almost all my race	28.7	28.8	30.0	36.1	17.6	33.0	30.3	25.0	28.5	30.0	26.5	27.4	29.8	33.2	31.2	19.0
3. Mostly my race	17.0	18.7	15.6	19.8	10.1	15.7	11.0	20.2	20.4	16.3	18.8	17.5	15.3	20.4	14.9	23.7
4. About half my race	16.1	15.6	16.4	13.7	22.4	12.5	13.3	17.6	20.6	16.0	14.0	15.6	18.0	15.1	13.9	12.7
5. Mostly other race(s)	8.6	8.7	8.6	2.6	16.9	6.1	7.4	8.9	12.2	8.4	8.3	7.4	10.0	8.7	9.4	6.2
6. Almost all other race(s)	7.2	6.6	6.9	1.5	11.4	5.9	6.4	6.7	10.1	7.0	6.7	8.9	5.3	5.1	4.7	19.9
<i>Item 8270 Subject B03, N03</i>	<i>N 2465</i>	<i>1066</i>	<i>1233</i>	<i>1580</i>	<i>283</i>	<i>519</i>	<i>602</i>	<i>842</i>	<i>503</i>	<i>1837</i>	<i>474</i>	<i>1148</i>	<i>571</i>	<i>243</i>	<i>404</i>	<i>28</i>
A14: What race are the students in your present school (if you are in school)?																
1. All my race	6.8	7.5	6.5	7.8	9.4	6.6	10.0	7.0	2.8	6.8	7.2	7.6	7.9	2.0	5.2	12.8
2. Almost all my race	27.7	27.3	27.7	34.1	19.9	28.2	39.8	25.3	16.6	27.7	31.2	26.0	26.5	33.4	32.9	16.4
3. Mostly my race	21.9	25.7	20.1	27.8	8.6	24.2	17.9	20.5	26.9	22.8	19.4	20.6	24.1	26.0	22.6	18.3
4. About half my race	22.6	21.8	23.6	22.9	26.8	21.7	13.1	28.6	25.0	22.5	22.9	23.1	23.2	17.5	23.0	9.7
5. Mostly other race(s)	12.1	10.0	13.2	5.4	19.8	10.7	11.2	10.5	17.4	11.7	10.8	13.0	10.7	12.8	10.6	15.7
6. Almost all other race(s)	8.9	7.6	8.9	1.9	15.5	8.7	8.1	8.1	11.3	8.5	8.5	9.8	7.7	8.3	5.7	27.0
<i>Item 8280 Subject B03, N03</i>	<i>N 2461</i>	<i>1066</i>	<i>1229</i>	<i>1579</i>	<i>281</i>	<i>511</i>	<i>603</i>	<i>845</i>	<i>503</i>	<i>1834</i>	<i>476</i>	<i>1148</i>	<i>570</i>	<i>242</i>	<i>403</i>	<i>29</i>

QUESTIONNAIRE FORM 3 2003	TOTAL	SEX		RACE		REGION				COLLEGE PLANS?		ILLICIT DRUG USE: LIFETIME				
		M	F	White	Black	NE	NC	S	W	Yes	No	None	Mari- juana Only	Few Pills	More Pills	Any Her- oin
<i>N (Weighted No. of Cases):</i>	2523	1085	1252	1612	288	534	610	868	512	1865	484	1171	578	246	411	31
<i>% of Weighted Total:</i>	100.0	43.0	49.6	63.9	11.4	21.2	24.2	34.4	20.3	73.9	19.2	46.4	22.9	9.7	16.3	1.2
A15: What race are the people that you work with on your job (if you have a job)?																
1. All my race	29.1	31.2	27.7	38.1	10.3	36.4	32.4	26.6	21.2	29.1	34.2	30.6	29.1	27.3	31.0	8.8
2. Almost all my race	21.0	21.2	21.7	25.9	9.0	22.8	23.3	19.7	18.3	22.0	19.3	20.2	21.4	20.0	22.0	12.1
3. Mostly my race	16.7	18.5	14.8	18.9	12.1	16.4	15.9	16.9	17.8	16.4	17.4	15.5	15.9	19.6	19.9	22.3
4. About half my race	13.4	11.6	15.0	11.2	24.8	9.5	12.4	15.1	15.7	12.9	13.0	12.1	14.7	12.4	14.6	13.4
5. Mostly other race(s)	12.0	10.8	12.8	4.0	29.4	8.8	10.1	13.5	15.2	12.1	9.9	13.0	11.8	11.5	8.5	21.2
6. Almost all other race(s)	7.9	6.8	7.9	1.9	14.4	6.0	6.0	8.2	11.9	7.6	6.3	8.6	7.1	9.2	4.1	22.1
<i>Item 8290 Subject N03</i>	<i>N</i> 2150	946	1060	1438	232	453	549	731	417	1578	437	971	510	213	367	25
A16: How often do you do things (like having a conversation, eating together, playing sports) with people of other races?																
1. Not at all	6.3	6.2	6.2	6.8	6.4	5.5	9.6	6.6	2.8	5.5	9.6	6.4	7.1	4.0	6.1	8.6
2. A little	20.6	20.9	21.2	23.9	14.7	20.8	24.7	22.4	12.2	20.7	23.7	20.3	21.2	21.0	21.2	16.3
3. Some	36.5	36.8	36.0	39.5	34.0	34.8	38.8	34.7	38.5	35.5	39.4	38.3	33.0	36.0	37.9	22.4
4. A lot	36.6	36.1	36.6	29.8	44.9	38.9	26.9	36.3	46.5	38.3	27.3	35.0	38.7	39.0	34.8	52.7
<i>Item 8300 Subject N03</i>	<i>N</i> 2478	1073	1231	1587	282	525	605	844	505	1839	477	1152	571	243	407	28
A17: Generally, how do you feel about the experiences you have had with people of other races?																
5. Very good	29.4	25.4	32.9	27.7	27.8	30.0	24.2	28.1	37.0	31.6	20.9	31.6	32.6	22.0	23.7	22.8
4. Mostly good	43.4	42.2	46.1	44.9	42.8	44.8	45.9	43.1	39.6	44.5	39.9	42.3	44.9	45.5	44.2	31.8
3. Mixed	24.3	28.1	19.7	23.7	27.0	22.3	26.8	25.5	21.5	21.8	33.0	24.1	18.6	30.6	28.5	32.2
2. Mostly bad	2.1	3.2	1.0	2.9	1.2	2.3	2.2	2.4	1.5	1.6	4.5	1.4	3.0	1.9	2.6	8.2
1. Very bad	0.7	1.1	0.4	0.7	1.2	0.7	0.9	0.9	0.3	0.5	1.7	0.6	0.9	-	0.9	5.0
<i>Item 8310 Subject N03</i>	<i>N</i> 2473	1069	1235	1582	282	518	604	846	504	1841	477	1154	569	245	405	28
A18: The next questions are about some of your own plans. Are you married or engaged?																
1. Married—SKIP TO Q.A20	0.4	0.2	0.4	0.2	1.0	0.3	0.1	0.9	0.1	0.2	0.9	0.5	0.4	-	0.4	-
2. Engaged	4.6	2.8	6.0	4.2	3.2	3.6	3.6	4.8	6.4	3.6	6.7	3.4	4.5	6.7	5.7	18.7
3. Neither	95.0	97.0	93.6	95.6	95.8	96.1	96.3	94.4	93.5	96.2	92.4	96.1	95.2	93.3	93.9	81.3
<i>Item 8320 Subject D01, R01</i>	<i>N</i> 2374	1013	1199	1534	264	491	583	817	483	1778	450	1121	538	232	391	27
A19: If it were just up to you, what would be the ideal time for you to get married?																
1. Within the next year or so	3.6	3.3	3.9	3.7	2.2	1.6	3.8	4.2	4.5	3.1	5.4	3.3	4.6	2.8	3.6	7.3
2. Two or three years from now	13.0	8.4	17.3	13.9	9.4	9.1	12.5	16.9	11.3	9.2	27.4	13.1	12.1	14.5	13.1	9.3
3. Four or five years from now	34.4	33.3	36.2	37.9	32.2	32.0	35.0	34.6	35.9	35.1	35.4	34.6	37.7	33.4	31.5	41.0
4. Over five years from now	44.5	49.0	39.7	40.0	52.7	52.0	44.7	39.1	45.5	48.6	27.9	45.4	42.3	45.8	45.1	20.5
5. I don't want to marry	4.4	5.9	2.9	4.5	3.5	5.3	4.0	5.2	2.7	4.1	4.0	3.8	3.2	3.6	6.7	21.9
<i>Item 8330 Subject D01</i>	<i>N†</i> 2367	1025	1188	1537	253	494	583	804	486	1768	455	1118	537	230	389	28
A20: Have you thought at all about whether you'd like to have children or how many you'd like to have?																
3. I've thought about it a lot	32.8	21.1	42.0	31.7	38.9	28.3	32.6	37.7	29.3	32.2	35.0	31.5	32.4	36.9	33.8	29.9
2. I've thought about it a little	56.9	62.3	54.1	58.4	49.2	59.7	55.8	54.1	60.1	57.5	56.0	58.3	58.9	53.1	55.6	56.2
1. I haven't thought about it at all	10.3	16.6	3.9	9.8	11.9	11.9	11.6	8.2	10.6	10.3	9.0	10.2	8.8	10.0	10.6	13.9
<i>Item 8340 Subject D02</i>	<i>N</i> 2449	1054	1229	1570	276	518	596	836	500	1827	469	1145	559	244	404	28
A21: All things considered, if you could have exactly the number of children you want, what number would you choose to have?																
1. None	4.5	5.0	4.4	5.0	3.8	5.5	4.0	3.9	5.3	4.4	5.0	5.2	4.2	2.9	4.3	3.4
2. One	7.6	7.9	7.1	8.3	12.2	7.4	7.8	9.9	3.7	7.1	9.8	6.5	7.9	4.9	11.1	18.9
3. Two	45.6	47.2	43.5	47.6	42.3	43.4	47.2	47.0	43.5	45.0	46.7	43.4	43.9	51.8	50.4	49.5
4. Three	20.4	18.1	22.7	19.0	19.8	21.7	19.3	19.4	22.0	21.4	17.5	20.8	22.0	22.6	17.6	1.7
5. Four	8.5	5.5	11.3	7.4	10.7	9.6	9.0	7.1	9.0	8.6	8.0	9.9	7.8	6.2	6.9	2.4
6. Five	1.9	1.6	2.3	1.9	1.7	1.7	1.9	1.9	2.1	2.1	1.2	2.0	2.1	2.4	1.3	-
7. Six or more	2.7	3.2	2.1	2.2	2.7	1.1	2.0	3.9	3.1	2.7	2.6	3.0	2.4	2.0	1.7	11.9
8. Don't know	8.8	11.5	6.6	8.5	7.0	9.7	8.8	6.9	11.3	8.7	9.1	9.2	9.8	7.1	6.7	12.2
<i>Item 8350 Subject D02</i>	<i>N</i> 2458	1055	1234	1574	283	520	602	841	495	1832	473	1148	565	242	399	29

†=excludes respondents for whom question was inappropriate.

QUESTIONNAIRE FORM 3 2003	TOTAL	SEX		RACE		REGION				COLLEGE PLANS?		ILLICIT DRUG USE: LIFETIME				
		M	F	White	Black	NE	NC	S	W	Yes	No	None	Mari- juana Only	Few Pills	More Pills	Any Her- oin
<i>N (Weighted No. of Cases):</i>	2523	1085	1252	1612	288	534	610	868	512	1865	484	1171	578	246	411	31
<i>% of Weighted Total:</i>	100.0	43.0	49.6	63.9	11.4	21.2	24.2	34.4	20.3	73.9	19.2	46.4	22.9	9.7	16.3	1.2
A22: If the "population explosion" were NOT a problem, would you choose to have a larger number of children?																
4. Yes, I'm sure I would want more	4.3	4.5	3.6	3.3	3.9	4.6	4.4	4.3	3.7	3.5	5.7	4.1	6.1	2.9	2.2	-
3. I probably would want more	8.1	6.3	9.5	7.2	6.4	9.7	7.2	7.4	8.9	8.6	5.8	8.8	7.7	8.9	5.6	3.5
2. I probably would not want more	28.1	26.2	29.9	29.2	26.0	26.2	26.7	30.3	27.9	28.6	28.5	29.2	26.8	35.2	25.4	13.4
1. I'm sure I would not want more	37.6	38.8	38.0	38.4	43.7	35.6	37.7	40.6	34.7	37.8	38.7	36.1	36.6	37.9	43.5	59.8
8. Don't know, no idea	21.9	24.2	19.0	21.9	20.0	23.9	24.0	17.4	24.7	21.5	21.3	21.7	22.8	15.0	23.2	23.3
<i>Item 8360 Subject D02, E01</i>	<i>N</i> 2478	1072	1241	1589	284	518	607	847	506	1849	478	1159	572	244	406	28
A23: If it were just up to you, how soon after getting married would you want to have your first child?																
1. I don't want to have children (or get married)	4.8	5.3	4.5	5.2	3.1	5.1	4.4	4.4	5.6	4.4	5.7	5.3	4.3	2.2	4.7	11.7
2. I wouldn't wait at all	6.1	8.2	4.3	5.4	10.9	6.8	5.1	7.2	4.8	5.5	8.3	6.2	7.4	6.0	4.6	5.2
3. I would wait one year	30.3	26.5	33.2	28.8	32.8	30.0	31.0	30.1	29.9	29.7	33.8	26.5	34.4	34.9	35.6	6.8
4. I would wait two years	26.8	25.1	29.0	27.9	25.4	27.9	25.1	26.0	29.1	27.6	23.7	29.4	23.2	24.4	26.2	29.0
5. I would wait three years	12.4	10.8	13.2	12.8	10.1	10.7	15.3	12.2	11.1	13.5	8.6	13.1	13.1	13.4	9.7	14.2
6. I would wait four or five years	7.5	6.0	8.9	8.8	2.0	6.6	8.6	7.7	6.7	7.6	7.3	6.5	6.0	11.2	8.5	-
7. I would wait more than five years	1.8	2.5	1.3	2.1	2.3	1.3	1.3	2.8	1.1	1.6	2.6	1.8	2.1	1.5	1.4	3.7
8. Don't know, or already have a child	10.3	15.5	5.7	9.1	13.3	11.5	9.2	9.6	11.7	10.0	10.0	11.1	9.5	6.3	9.3	29.3
<i>Item 8370 Subject D02</i>	<i>N</i> 2449	1053	1232	1571	283	512	602	840	496	1829	473	1146	566	239	401	29
A24: Now we'd like you to make some ratings of how good or bad a job you feel each of the following organizations is doing for the country as a whole. For each one, mark the circle that best describes how you feel.																
How good or bad a job is being done for the country as a whole by . . .																
A24A: Large corporations?																
1. Very poor	3.6	5.1	2.4	3.9	3.5	5.5	2.5	3.3	3.3	3.1	5.0	2.7	5.1	3.0	4.0	4.7
2. Poor	7.5	9.3	6.2	7.8	8.1	9.9	9.0	5.1	7.6	8.2	5.6	8.3	8.5	7.5	5.6	-
3. Fair	27.9	28.0	28.0	28.6	25.8	25.5	31.4	26.5	28.7	27.9	29.6	28.0	26.6	28.7	31.6	20.6
4. Good	27.8	30.2	25.8	28.8	25.9	23.6	27.2	31.8	26.0	28.2	26.2	28.7	26.0	27.2	25.4	21.9
5. Very good	5.9	6.7	4.8	5.9	6.7	6.2	5.8	6.7	4.6	5.6	6.7	5.4	5.2	8.1	7.1	7.3
8. No opinion	27.3	20.7	32.8	25.0	30.0	29.3	24.1	26.6	29.9	26.9	26.9	26.8	28.6	25.5	26.2	45.5
<i>Item 8380 Subject K02</i>	<i>N</i> 2465	1068	1233	1582	282	519	606	839	500	1844	475	1151	571	244	403	30
A24B: Major labor unions?																
1. Very poor	2.8	3.7	1.8	2.6	3.2	3.3	2.2	2.5	3.4	2.4	3.5	3.0	3.1	1.1	1.8	9.5
2. Poor	6.6	8.2	5.2	6.4	6.4	7.0	6.9	5.9	6.8	6.4	6.6	6.3	6.9	5.4	7.7	3.3
3. Fair	28.3	29.3	27.4	29.2	31.0	27.0	31.2	27.4	27.7	28.3	30.0	28.1	29.4	31.4	27.5	25.6
4. Good	25.7	27.5	24.3	26.4	21.7	25.2	27.1	25.1	25.3	25.7	24.9	25.5	24.8	26.8	26.6	17.1
5. Very good	5.0	5.7	4.2	4.6	8.3	5.0	5.8	5.9	2.7	4.6	6.8	4.8	4.6	5.5	6.1	1.7
8. No opinion	31.6	25.6	37.1	30.8	29.4	32.6	26.8	33.2	34.1	32.5	28.3	32.2	31.1	29.8	30.4	42.7
<i>Item 8390 Subject K02</i>	<i>N</i> 2462	1068	1232	1579	282	518	606	839	500	1841	476	1152	573	243	401	28
A24C: The nation's colleges and universities?																
1. Very poor	2.0	2.8	1.4	1.9	1.7	4.9	1.4	0.8	1.6	1.8	2.4	1.9	2.7	2.2	1.0	7.7
2. Poor	3.5	3.8	2.8	3.3	3.6	4.4	2.3	3.3	4.6	3.2	5.2	3.9	2.6	2.1	3.5	8.5
3. Fair	15.9	15.7	16.0	14.5	25.4	13.0	16.3	17.0	16.8	15.2	18.2	18.1	12.4	13.2	18.3	12.3
4. Good	40.2	39.0	42.3	41.4	31.6	39.3	42.1	38.6	41.5	42.5	33.1	41.1	41.2	44.9	34.9	25.8
5. Very good	27.3	27.5	27.1	28.5	27.7	28.6	29.4	29.2	20.4	27.3	27.4	26.2	27.9	27.8	30.4	16.4
8. No opinion	11.0	11.1	10.3	10.4	10.0	9.8	8.5	11.2	15.0	10.0	13.7	8.7	13.2	9.8	12.0	29.2
<i>Item 8400 Subject B10, K02</i>	<i>N</i> 2461	1066	1231	1580	280	517	606	838	500	1843	473	1152	571	243	401	30
A24D: The nation's public schools?																
1. Very poor	6.4	8.0	5.3	5.2	7.2	6.7	3.7	7.4	7.9	6.0	7.9	6.9	6.8	5.1	4.1	18.5
2. Poor	13.8	14.6	13.9	13.8	16.9	12.6	14.3	13.1	16.0	14.7	11.8	14.6	12.1	14.4	14.9	8.5
3. Fair	35.3	33.9	35.6	36.5	33.0	34.8	39.8	33.4	33.4	36.3	33.5	35.0	35.9	39.8	35.8	13.4
4. Good	28.2	27.1	31.0	28.7	27.2	29.4	28.9	27.3	27.6	28.4	28.2	30.1	26.9	25.2	27.5	19.8
5. Very good	7.8	7.3	7.1	7.7	6.4	8.7	5.9	10.1	5.2	7.0	8.1	6.6	8.2	9.0	9.0	8.1
8. No opinion	8.5	9.1	7.3	8.0	9.3	7.9	7.5	8.7	10.0	7.6	10.5	6.7	10.1	6.4	8.8	31.8
<i>Item 8410 Subject B10, K02</i>	<i>N</i> 2457	1066	1228	1577	281	517	605	837	499	1839	474	1149	571	242	400	30

QUESTIONNAIRE FORM 3 2003	TOTAL	SEX		RACE		REGION				COLLEGE PLANS?		ILLICIT DRUG USE: LIFETIME					
		M	F	White	Black	NE	NC	S	W	Yes	No	None	Mari- juana Only	Few Pills	More Pills	Any Her- oin	
<i>N (Weighted No. of Cases):</i>	2523	1085	1252	1612	288	534	610	868	512	1865	484	1171	578	246	411	31	
<i>% of Weighted Total:</i>	100.0	43.0	49.6	63.9	11.4	21.2	24.2	34.4	20.3	73.9	19.2	46.4	22.9	9.7	16.3	1.2	
A24E: Churches and religious organizations?																	
1. Very poor	4.4	7.1	2.6	4.6	2.5	6.6	3.7	3.7	4.2	3.8	6.9	3.4	6.3	4.7	4.2	11.6	
2. Poor	5.7	7.1	4.7	6.1	4.1	8.6	5.6	4.4	5.0	5.9	4.3	5.5	5.8	4.0	7.4	4.7	
3. Fair	22.7	23.6	22.7	22.5	22.4	23.6	24.7	19.2	25.5	23.1	23.4	23.9	19.5	28.9	22.8	14.6	
4. Good	31.3	29.4	33.2	31.5	33.4	28.7	31.2	35.7	26.7	32.1	29.9	32.3	33.3	27.6	28.6	26.8	
5. Very good	16.8	15.6	16.9	16.6	22.1	10.3	17.3	22.4	13.7	16.8	14.4	17.3	15.6	18.0	15.5	11.7	
8. No opinion	19.0	17.2	20.0	18.7	15.5	22.1	17.5	14.7	24.9	18.2	21.0	17.7	19.4	16.8	21.5	30.7	
<i>Item 8420 Subject G, K02</i>	<i>N</i>	<i>2465</i>	<i>1069</i>	<i>1233</i>	<i>1581</i>	<i>281</i>	<i>520</i>	<i>606</i>	<i>839</i>	<i>500</i>	<i>1845</i>	<i>475</i>	<i>1153</i>	<i>573</i>	<i>244</i>	<i>402</i>	<i>30</i>
A24F: The national news media (TV, magazines, news services)?																	
1. Very poor	7.5	10.4	5.4	7.9	6.7	11.0	6.3	6.2	7.4	7.6	7.1	7.3	7.6	7.6	8.0	10.4	
2. Poor	10.9	11.0	11.2	12.7	4.2	12.8	11.0	8.9	12.2	11.9	8.8	11.1	10.6	11.9	12.1	3.3	
3. Fair	23.2	18.9	27.8	22.2	29.5	18.9	22.3	25.8	24.3	24.7	19.6	26.6	22.9	16.2	19.8	13.8	
4. Good	28.8	29.9	28.0	29.2	25.5	28.7	30.6	28.5	27.2	27.6	31.4	28.2	26.9	37.7	26.8	31.0	
5. Very good	16.8	17.5	15.4	15.3	19.9	15.9	17.7	18.3	14.1	16.3	18.0	15.4	17.9	17.3	19.4	13.1	
8. No opinion	12.8	12.2	12.2	12.7	14.2	12.7	12.0	12.2	14.8	11.9	15.1	11.4	14.1	9.3	13.9	28.4	
<i>Item 8430 Subject K02</i>	<i>N</i>	<i>2464</i>	<i>1067</i>	<i>1234</i>	<i>1582</i>	<i>281</i>	<i>520</i>	<i>606</i>	<i>839</i>	<i>499</i>	<i>1846</i>	<i>474</i>	<i>1154</i>	<i>572</i>	<i>243</i>	<i>400</i>	<i>30</i>
A24G: The President and his administration?																	
1. Very poor	10.1	11.4	9.5	6.4	24.6	12.1	9.5	9.0	10.5	10.6	8.6	9.7	11.4	8.9	10.0	13.6	
2. Poor	11.4	10.6	12.6	8.9	24.4	10.8	12.1	9.9	13.9	12.2	8.3	11.1	12.0	15.5	9.6	7.0	
3. Fair	22.6	22.0	23.3	21.7	23.3	24.7	23.9	20.5	22.4	22.8	22.1	24.0	21.3	24.1	20.4	14.4	
4. Good	24.4	23.6	24.5	28.8	10.9	21.0	26.1	25.2	24.3	23.9	25.8	23.9	22.6	19.5	29.2	35.4	
5. Very good	19.2	22.5	16.6	23.8	3.3	20.4	17.7	23.2	12.9	18.9	21.0	19.8	18.3	21.2	19.2	10.0	
8. No opinion	12.3	9.9	13.6	10.4	13.6	11.0	10.7	12.2	16.0	11.7	14.3	11.6	14.5	10.9	11.5	19.5	
<i>Item 8440 Subject H04, K02</i>	<i>N</i>	<i>2463</i>	<i>1066</i>	<i>1236</i>	<i>1582</i>	<i>279</i>	<i>516</i>	<i>606</i>	<i>840</i>	<i>500</i>	<i>1845</i>	<i>474</i>	<i>1154</i>	<i>569</i>	<i>244</i>	<i>401</i>	<i>30</i>
A24H: Congress—that is, the U.S. Senate and House of Representatives?																	
1. Very poor	4.6	5.6	3.7	3.2	6.8	6.2	4.2	3.9	4.6	4.4	5.5	3.3	6.5	4.0	5.0	15.2	
2. Poor	8.1	9.3	7.1	7.2	10.1	9.8	7.3	7.5	8.6	8.8	4.6	7.9	7.9	10.9	7.3	-	
3. Fair	27.0	27.3	27.8	26.2	37.1	24.2	29.7	27.7	25.4	27.5	26.9	28.3	25.5	25.8	27.6	32.8	
4. Good	27.2	29.5	25.2	31.7	14.4	26.5	28.3	27.6	26.0	26.0	31.3	27.9	26.1	24.8	28.6	25.4	
5. Very good	9.2	10.2	8.3	10.7	3.3	10.5	9.5	10.8	5.0	9.2	9.1	8.5	10.4	12.2	8.8	1.6	
8. No opinion	23.8	18.1	27.8	21.0	28.3	22.8	21.0	22.5	30.3	24.0	22.7	24.0	23.7	22.3	22.7	25.0	
<i>Item 8450 Subject H04, K02</i>	<i>N</i>	<i>2459</i>	<i>1066</i>	<i>1232</i>	<i>1580</i>	<i>278</i>	<i>515</i>	<i>606</i>	<i>839</i>	<i>499</i>	<i>1842</i>	<i>474</i>	<i>1152</i>	<i>569</i>	<i>243</i>	<i>402</i>	<i>28</i>
A24I: The U.S. Supreme Court?																	
1. Very poor	3.0	5.0	1.5	2.7	3.3	4.0	2.6	2.8	2.8	2.6	4.2	2.3	4.6	3.0	2.6	3.1	
2. Poor	4.8	5.9	3.6	4.5	7.7	7.0	4.4	3.7	4.9	4.8	4.6	4.1	4.7	4.4	5.3	7.2	
3. Fair	25.4	24.3	27.0	23.8	36.4	24.8	25.8	24.6	26.9	25.9	25.2	25.3	24.8	27.6	26.3	35.4	
4. Good	29.4	31.7	27.8	32.9	15.2	27.4	33.3	30.1	25.6	29.2	30.5	30.9	27.6	29.4	29.4	25.7	
5. Very good	9.2	9.1	8.5	9.7	6.8	8.2	9.6	11.5	5.8	8.5	11.1	9.1	9.1	9.7	9.8	-	
8. No opinion	28.2	24.0	31.6	26.4	30.7	28.5	24.3	27.4	33.9	29.1	24.4	28.2	29.1	25.9	26.5	28.6	
<i>Item 8460 Subject H04, K02</i>	<i>N</i>	<i>2452</i>	<i>1060</i>	<i>1231</i>	<i>1575</i>	<i>278</i>	<i>515</i>	<i>604</i>	<i>839</i>	<i>494</i>	<i>1836</i>	<i>472</i>	<i>1148</i>	<i>566</i>	<i>242</i>	<i>402</i>	<i>30</i>
A24J: All the courts and the justice system in general?																	
1. Very poor	4.1	6.2	2.4	4.3	3.2	6.5	2.2	4.1	4.0	3.7	5.9	3.6	3.8	5.0	5.3	10.1	
2. Poor	8.4	9.2	7.4	7.6	11.8	7.7	9.2	9.0	7.1	8.3	9.3	7.2	9.1	8.9	10.0	18.7	
3. Fair	31.7	31.7	32.5	30.6	37.5	33.4	29.5	30.5	34.5	33.0	27.1	32.9	29.6	33.5	32.8	30.2	
4. Good	25.6	26.4	25.3	28.8	16.4	24.0	29.6	25.0	23.6	24.8	30.1	27.6	24.6	23.6	23.6	9.7	
5. Very good	6.1	6.2	5.9	6.7	2.9	5.9	7.3	7.6	2.5	6.2	5.4	6.3	5.4	8.2	5.8	-	
8. No opinion	24.1	20.3	26.6	21.9	28.1	22.5	22.2	23.8	28.3	24.1	22.2	22.5	27.5	20.8	22.5	31.4	
<i>Item 8470 Subject H04, K02</i>	<i>N</i>	<i>2459</i>	<i>1064</i>	<i>1233</i>	<i>1581</i>	<i>278</i>	<i>518</i>	<i>603</i>	<i>840</i>	<i>499</i>	<i>1840</i>	<i>475</i>	<i>1150</i>	<i>570</i>	<i>243</i>	<i>401</i>	<i>30</i>
A24K: The police and other law enforcement agencies?																	
1. Very poor	5.2	7.7	3.3	4.5	6.2	8.5	3.3	4.3	5.7	4.9	6.7	3.4	5.5	5.0	8.2	20.9	
2. Poor	10.0	10.2	10.0	8.2	19.2	10.5	11.2	9.7	8.4	10.3	8.3	8.6	9.2	10.1	13.7	19.6	
3. Fair	30.9	29.9	32.0	30.3	34.5	29.4	30.6	31.0	32.8	32.0	28.1	33.8	28.9	30.5	28.0	23.5	
4. Good	30.6	29.0	32.6	33.4	20.6	31.5	31.6	30.1	29.3	30.3	32.4	31.6	29.6	33.0	30.1	13.0	
5. Very good	10.2	10.9	8.9	11.0	5.8	9.6	10.9	11.6	7.7	9.7	10.7	10.7	10.8	10.0	8.5	-	
8. No opinion	13.1	12.2	13.3	12.7	13.6	10.6	12.5	13.3	16.1	12.8	13.8	11.8	16.0	11.3	11.5	23.0	
<i>Item 8480 Subject K02</i>	<i>N</i>	<i>2462</i>	<i>1064</i>	<i>1234</i>	<i>1583</i>	<i>279</i>	<i>516</i>	<i>604</i>	<i>842</i>	<i>500</i>	<i>1843</i>	<i>473</i>	<i>1154</i>	<i>568</i>	<i>244</i>	<i>401</i>	<i>30</i>

QUESTIONNAIRE FORM 3 2003	TOTAL	SEX		RACE		REGION				COLLEGE PLANS?		ILLICIT DRUG USE: LIFETIME				
		M	F	White	Black	NE	NC	S	W	Yes	No	None	Mari- juana Only	Few Pills	More Pills	Any Her- oin
<i>N (Weighted No. of Cases):</i>	2523	1085	1252	1612	288	534	610	868	512	1865	484	1171	578	246	411	31
<i>% of Weighted Total:</i>	100.0	43.0	49.6	63.9	11.4	21.2	24.2	34.4	20.3	73.9	19.2	46.4	22.9	9.7	16.3	1.2
A24L: The U.S. military?																
1. Very poor	1.9	2.7	1.1	1.7	1.2	2.9	1.0	1.8	2.1	1.6	2.5	1.6	2.6	1.0	1.9	6.6
2. Poor	1.4	1.2	1.6	1.4	2.4	1.3	1.9	0.9	1.6	1.4	1.6	1.0	1.9	1.2	1.6	5.0
3. Fair	9.9	8.7	10.9	7.6	17.3	8.7	10.6	9.4	11.1	9.2	12.2	12.0	7.0	7.5	8.9	7.3
4. Good	22.7	21.6	22.9	22.5	17.5	20.6	24.9	20.9	25.2	23.6	18.5	23.6	19.4	29.8	20.0	18.3
5. Very good	52.2	56.0	50.1	56.4	46.2	56.8	49.9	56.0	43.7	52.4	53.5	50.5	55.7	52.7	56.0	42.1
8. No opinion	12.0	9.8	13.4	10.5	15.3	9.8	11.6	11.1	16.2	11.9	11.7	11.3	13.4	7.8	11.5	20.7
<i>Item 8490 Subject K02, L04</i>	<i>N</i> 2458	1061	1234	1579	278	516	602	842	498	1839	473	1151	568	244	400	30
A25: All things considered, do you think the armed services presently have too much or too little influence on the way this country is run?																
1. Far too little	3.0	4.1	2.1	2.6	6.3	3.6	1.7	4.1	2.3	2.7	4.5	3.0	2.2	4.4	3.4	5.9
2. Too little	9.1	10.2	7.8	8.6	12.1	8.2	8.4	10.5	8.5	8.6	9.8	7.5	9.4	11.8	9.6	4.7
3. About right	72.7	69.8	75.4	75.2	64.6	72.9	73.3	73.4	70.6	72.4	74.1	75.3	70.2	74.5	71.2	58.2
4. Too much	11.3	10.2	12.2	9.7	14.2	11.2	11.8	9.2	14.4	12.3	7.4	11.2	12.2	5.9	12.7	13.9
5. Far too much	3.9	5.7	2.6	3.8	2.8	4.1	4.8	2.8	4.2	4.0	4.2	3.0	6.0	3.3	3.0	17.3
<i>Item 8500 Subject K03, L04</i>	<i>N</i> 2425	1063	1207	1570	268	511	597	827	490	1811	476	1132	561	241	401	30
A26: Do you think the U.S. spends too much or too little on the armed services?																
1. Far too little	3.6	4.6	2.8	3.6	4.0	3.0	3.3	4.2	3.6	3.2	4.6	3.6	3.3	3.3	3.6	6.7
2. Too little	15.6	18.4	13.7	18.3	12.9	14.7	12.4	19.2	14.5	15.7	17.7	14.3	15.8	15.9	18.4	15.2
3. About right	58.0	53.9	60.5	59.5	49.6	60.8	61.1	57.3	52.6	58.5	54.8	60.0	55.8	60.3	55.5	61.6
4. Too much	16.9	14.7	19.0	13.5	26.4	14.9	16.7	15.2	21.9	16.9	16.3	16.5	17.5	15.8	17.6	11.1
5. Far too much	5.9	8.4	4.0	5.0	7.0	6.6	6.6	4.0	7.4	5.7	6.5	5.7	7.7	4.6	4.9	5.3
<i>Item 8510 Subject K03, L04</i>	<i>N</i> 2430	1062	1210	1568	275	513	599	827	491	1817	475	1134	568	241	399	28
A27: Individuals differ in whether or not they disapprove of people doing certain things. Do YOU disapprove of people (who are 18 or older) doing each of the following?																
A27A: Smoking one or more packs of cigarettes per day																
1. Don't disapprove	25.2	30.1	20.0	28.1	15.7	27.6	25.3	25.3	22.8	20.4	43.1	13.3	29.3	31.9	46.0	59.7
2. Disapprove	30.4	28.1	34.0	31.8	28.4	23.8	31.4	31.8	33.6	31.8	25.9	29.3	35.7	30.4	29.0	18.6
3. Strongly disapprove	44.3	41.8	46.1	40.1	55.9	48.7	43.3	42.9	43.6	47.8	31.1	57.3	35.0	37.7	25.0	21.6
<i>Item 8560 Subject A11a</i>	<i>N</i> 2467	1068	1237	1589	279	515	605	845	502	1846	476	1158	570	243	404	30
A27B: Trying marijuana (pot, weed) once or twice																
1. Don't disapprove	46.6	51.2	41.8	51.3	32.1	54.1	49.7	37.3	50.6	44.8	52.1	18.3	65.9	71.1	82.5	81.5
2. Disapprove	22.4	20.3	25.0	21.4	26.6	19.0	18.8	26.6	23.3	23.6	19.8	29.7	21.0	14.0	9.8	13.8
3. Strongly disapprove	31.0	28.5	33.3	27.3	41.3	26.9	31.4	36.1	26.1	31.6	28.0	52.0	13.1	14.9	7.7	4.7
<i>Item 8570 Subject A11a</i>	<i>N</i> 2461	1065	1236	1585	279	515	604	842	501	1842	477	1157	568	243	404	28
A27C: Smoking marijuana occasionally																
1. Don't disapprove	35.8	41.2	30.5	39.4	25.4	42.3	39.8	29.4	35.0	32.8	45.3	10.3	50.1	56.9	71.1	80.7
2. Disapprove	22.6	23.0	23.5	22.4	27.2	21.7	18.4	22.3	29.2	23.7	19.8	24.3	26.0	21.5	15.7	11.3
3. Strongly disapprove	41.6	35.8	46.1	38.1	47.5	35.9	41.8	48.3	35.8	43.5	35.0	65.5	23.9	21.6	13.2	7.9
<i>Item 8580 Subject A11a</i>	<i>N</i> 2456	1065	1232	1582	276	512	604	841	499	1841	473	1154	567	243	402	27
A27D: Smoking marijuana regularly																
1. Don't disapprove	21.3	27.4	14.1	22.7	15.9	25.0	22.9	17.4	22.2	18.3	29.4	6.0	25.0	33.9	48.8	68.2
2. Disapprove	23.2	25.1	22.9	24.3	22.2	25.3	22.2	22.0	24.0	23.1	24.7	15.8	33.2	26.7	27.0	21.9
3. Strongly disapprove	55.5	47.6	63.0	53.0	61.9	49.7	54.9	60.6	53.8	58.6	45.9	78.2	41.8	39.4	24.3	9.9
<i>Item 8590 Subject A11a</i>	<i>N</i> 2457	1065	1234	1585	278	515	604	841	497	1840	476	1157	567	241	403	28
A27E: Trying LSD once or twice																
1. Don't disapprove	14.5	17.7	10.7	15.7	7.6	15.9	15.2	11.7	17.1	12.7	20.3	4.9	11.6	15.7	40.4	61.7
2. Disapprove	19.5	20.8	19.5	20.8	14.9	21.5	19.1	16.4	23.2	20.3	17.0	17.2	21.8	23.9	21.0	16.8
3. Strongly disapprove	66.0	61.4	69.8	63.5	77.5	62.6	65.7	71.9	59.7	67.0	62.7	77.9	66.6	60.4	38.6	21.6
<i>Item 8600 Subject A11a</i>	<i>N</i> 2456	1066	1231	1582	279	515	605	841	496	1841	476	1153	568	242	404	30

QUESTIONNAIRE FORM 3 2003	TOTAL	SEX		RACE		REGION				COLLEGE PLANS?		ILLICIT DRUG USE: LIFETIME				
		M	F	White	Black	NE	NC	S	W	Yes	No	None	Mari- juana Only	Few Pills	More Pills	Any Her- oin
<i>N (Weighted No. of Cases):</i>	2523	1085	1252	1612	288	534	610	868	512	1865	484	1171	578	246	411	31
<i>% of Weighted Total:</i>	100.0	43.0	49.6	63.9	11.4	21.2	24.2	34.4	20.3	73.9	19.2	46.4	22.9	9.7	16.3	1.2
A27F: Taking LSD regularly																
1. Don't disapprove	5.6	7.9	2.9	5.4	5.3	6.1	5.2	5.1	6.6	4.3	9.3	3.1	3.5	5.7	14.3	24.7
2. Disapprove	16.3	18.4	15.1	15.7	15.2	18.0	15.6	14.8	18.1	15.4	19.5	11.5	17.0	16.4	28.3	24.0
3. Strongly disapprove	78.1	73.7	82.0	79.0	79.5	75.9	79.2	80.1	75.4	80.3	71.2	85.4	79.5	78.0	57.4	51.4
<i>Item 8610 Subject A11a</i>	<i>N</i> 2478	1076	1242	1595	285	525	605	853	496	1850	482	1165	577	242	409	31
A27G: Trying heroin once or twice																
1. Don't disapprove	5.9	7.1	4.6	6.0	4.5	5.4	6.1	4.7	8.1	5.0	9.2	3.6	4.5	6.0	12.4	29.1
2. Disapprove	16.4	17.0	16.1	16.5	12.8	16.7	15.1	14.5	20.9	16.7	14.8	14.2	17.5	14.5	20.6	38.7
3. Strongly disapprove	77.7	75.9	79.2	77.5	82.7	77.8	78.8	80.8	71.1	78.3	76.0	82.2	78.0	79.4	67.0	32.2
<i>Item 8620 Subject A11a</i>	<i>N</i> 2481	1077	1244	1594	287	523	605	855	499	1848	483	1169	576	241	409	29
A27H: Taking heroin occasionally																
1. Don't disapprove	4.1	5.2	2.6	3.9	3.4	3.5	4.2	3.7	5.1	2.9	7.5	2.7	2.8	3.5	8.3	20.2
2. Disapprove	12.2	14.5	10.5	12.1	11.4	12.2	11.0	11.1	15.6	12.1	12.0	10.3	11.5	9.2	18.9	29.2
3. Strongly disapprove	83.7	80.3	86.9	84.0	85.2	84.2	84.9	85.2	79.3	84.9	80.5	86.9	85.7	87.3	72.8	50.6
<i>Item 8630 Subject A11a</i>	<i>N</i> 2480	1074	1246	1596	287	525	603	854	498	1849	483	1168	577	241	408	29
A27I: Taking heroin regularly																
1. Don't disapprove	3.0	4.1	1.5	2.4	3.5	2.6	2.5	2.6	4.5	2.5	4.1	2.3	2.3	3.2	4.8	10.2
2. Disapprove	10.5	12.8	8.5	10.5	9.4	11.2	9.7	10.4	10.9	9.6	13.5	8.4	9.3	8.4	17.7	22.1
3. Strongly disapprove	86.5	83.0	90.0	87.1	87.1	86.2	87.8	87.0	84.6	87.9	82.3	89.3	88.4	88.4	77.5	67.7
<i>Item 8640 Subject A11a</i>	<i>N</i> 2452	1063	1229	1585	275	518	594	844	495	1825	478	1153	569	240	406	29
A27J: Trying a barbiturate (downer, goofball, red, yellow, etc.) once or twice																
1. Don't disapprove	12.2	14.9	9.5	13.5	6.3	13.5	14.0	10.0	12.6	11.1	17.7	4.3	8.7	12.6	37.6	50.3
2. Disapprove	21.1	20.0	21.7	22.8	14.7	22.3	19.6	19.1	25.0	21.1	20.0	17.7	20.8	29.7	25.3	27.3
3. Strongly disapprove	66.7	65.1	68.8	63.8	78.9	64.2	66.4	70.8	62.5	67.8	62.4	78.0	70.4	57.6	37.2	22.5
<i>Item 8650 Subject A11a</i>	<i>N</i> 2459	1071	1232	1581	283	515	601	849	494	1836	481	1159	574	241	405	29
A27K: Taking barbiturates regularly																
1. Don't disapprove	5.6	7.5	3.1	5.3	3.8	4.3	6.7	5.5	5.7	4.0	11.3	2.8	2.9	3.9	17.5	18.3
2. Disapprove	16.1	17.1	15.4	16.6	14.4	18.7	13.6	15.3	18.1	15.3	17.5	11.8	16.1	15.7	26.1	40.3
3. Strongly disapprove	78.3	75.5	81.5	78.0	81.8	77.0	79.7	79.2	76.2	80.7	71.1	85.4	81.0	80.4	56.4	41.4
<i>Item 8660 Subject A11a</i>	<i>N</i> 2442	1068	1220	1576	279	512	598	844	488	1822	479	1149	567	240	406	29
A27L: Trying an amphetamine (upper, pep pill, bennie, speed) once or twice																
1. Don't disapprove	14.2	15.1	12.9	15.7	6.7	15.8	16.5	10.9	15.4	12.9	19.1	5.1	10.6	16.8	42.2	48.4
2. Disapprove	21.7	20.9	21.6	23.0	18.1	23.1	19.9	21.0	23.7	22.0	21.1	18.9	22.2	29.5	23.3	25.0
3. Strongly disapprove	64.1	63.9	65.4	61.3	75.2	61.2	63.5	68.1	60.9	65.1	59.7	75.9	67.2	53.7	34.5	26.7
<i>Item 8670 Subject A11a</i>	<i>N</i> 2473	1074	1244	1593	284	523	604	850	496	1847	482	1164	577	241	409	29
A27M: Taking amphetamines regularly																
1. Don't disapprove	6.0	7.2	4.4	6.1	4.0	6.3	6.4	5.6	6.1	4.8	10.0	2.5	3.6	4.8	19.8	16.3
2. Disapprove	16.6	17.8	15.5	17.4	14.5	18.8	15.8	15.0	17.8	15.8	19.5	11.2	17.6	17.5	27.9	34.9
3. Strongly disapprove	77.4	75.0	80.1	76.6	81.5	74.9	77.8	79.4	76.1	79.4	70.5	86.3	78.8	77.7	52.3	48.8
<i>Item 8680 Subject A11a</i>	<i>N</i> 2467	1072	1240	1586	284	515	603	853	496	1842	481	1159	576	241	409	29
A27N: Trying cocaine once or twice																
1. Don't disapprove	10.7	12.4	8.6	11.4	5.9	10.6	10.9	8.8	13.7	9.2	15.7	4.0	7.2	9.0	33.2	51.8
2. Disapprove	16.8	17.8	16.1	17.6	12.7	15.6	15.7	15.3	21.8	17.0	15.9	15.0	15.8	19.1	20.5	29.7
3. Strongly disapprove	72.6	69.8	75.3	71.0	81.4	73.8	73.4	75.9	64.5	73.8	68.4	81.0	76.9	71.9	46.3	18.5
<i>Item 8690 Subject A11a</i>	<i>N</i> 2475	1073	1245	1591	286	522	604	850	499	1849	480	1167	576	241	409	29
A27O: Taking cocaine regularly																
1. Don't disapprove	4.2	5.5	2.3	3.6	3.4	3.6	4.1	4.0	5.5	3.4	6.5	2.5	2.5	3.1	10.5	24.3
2. Disapprove	12.9	15.0	11.0	13.3	10.8	12.9	12.0	12.8	14.0	11.3	18.9	9.1	11.4	10.2	25.8	25.0
3. Strongly disapprove	82.9	79.5	86.8	83.1	85.8	83.5	83.9	83.3	80.5	85.3	74.5	88.4	86.1	86.6	63.7	50.7
<i>Item 8700 Subject A11a</i>	<i>N</i> 2468	1070	1240	1590	286	521	600	851	497	1842	480	1163	574	241	405	31

QUESTIONNAIRE FORM 3 2003	TOTAL	SEX		RACE		REGION				COLLEGE PLANS?		ILLICIT DRUG USE: LIFETIME				
		M	F	White	Black	NE	NC	S	W	Yes	No	None	Mari- juana Only	Few Pills	More Pills	Any Her- oin
<i>N (Weighted No. of Cases):</i>	2523	1085	1252	1612	288	534	610	868	512	1865	484	1171	578	246	411	31
<i>% of Weighted Total:</i>	100.0	43.0	49.6	63.9	11.4	21.2	24.2	34.4	20.3	73.9	19.2	46.4	22.9	9.7	16.3	1.2
A27P: Trying one or two drinks of an alcoholic beverage (beer, wine, liquor)																
1. Don't disapprove	72.8	73.7	73.8	76.9	58.9	77.7	76.7	66.1	74.4	73.6	72.5	58.9	82.3	86.9	91.5	80.4
2. Disapprove	14.7	14.1	15.2	14.6	17.2	11.5	13.5	18.4	13.1	14.5	14.9	21.8	12.0	6.6	3.8	11.5
3. Strongly disapprove	12.5	12.2	11.0	8.6	23.9	10.8	9.8	15.5	12.6	11.9	12.6	19.3	5.7	6.5	4.7	8.2
<i>Item 8710 Subject A11a</i>	<i>N 2477</i>	<i>1067</i>	<i>1249</i>	<i>1592</i>	<i>285</i>	<i>521</i>	<i>601</i>	<i>854</i>	<i>500</i>	<i>1850</i>	<i>479</i>	<i>1163</i>	<i>575</i>	<i>243</i>	<i>410</i>	<i>31</i>
A27Q: Taking one or two drinks nearly every day																
1. Don't disapprove	31.1	41.8	21.8	35.4	15.8	33.9	32.4	27.8	32.4	29.0	39.3	19.2	36.0	38.1	52.5	54.4
2. Disapprove	37.3	32.7	42.4	37.9	38.5	38.9	38.9	34.9	37.6	38.0	35.5	37.9	39.7	36.8	34.0	22.6
3. Strongly disapprove	31.6	25.5	35.9	26.8	45.6	27.2	28.7	37.3	30.0	33.0	25.2	43.0	24.3	25.0	13.5	23.0
<i>Item 8720 Subject A11a</i>	<i>N 2475</i>	<i>1073</i>	<i>1245</i>	<i>1598</i>	<i>282</i>	<i>521</i>	<i>604</i>	<i>852</i>	<i>498</i>	<i>1847</i>	<i>483</i>	<i>1164</i>	<i>575</i>	<i>243</i>	<i>410</i>	<i>31</i>
A27R: Taking four or five drinks nearly every day																
1. Don't disapprove	13.7	21.0	7.5	15.6	6.0	15.9	12.9	11.9	15.6	11.0	22.4	7.0	15.7	14.4	28.2	36.3
2. Disapprove	24.4	28.3	21.1	26.4	16.8	24.0	25.2	23.7	25.2	22.9	31.8	20.0	27.2	23.1	32.6	42.9
3. Strongly disapprove	61.8	50.7	71.3	58.1	77.2	60.1	61.9	64.4	59.3	66.1	45.9	73.1	57.1	62.5	39.3	20.8
<i>Item 8730 Subject A11a</i>	<i>N 2477</i>	<i>1073</i>	<i>1247</i>	<i>1596</i>	<i>283</i>	<i>521</i>	<i>604</i>	<i>852</i>	<i>500</i>	<i>1847</i>	<i>483</i>	<i>1167</i>	<i>576</i>	<i>242</i>	<i>409</i>	<i>29</i>
A27S: Having five or more drinks once or twice each weekend																
1. Don't disapprove	35.8	41.8	31.6	41.3	17.0	41.1	40.5	29.5	35.4	32.8	46.4	16.8	43.7	50.7	69.3	57.8
2. Disapprove	23.4	23.8	22.9	23.7	24.0	23.0	23.4	24.6	21.6	24.2	21.4	24.5	28.0	19.7	15.6	24.2
3. Strongly disapprove	40.8	34.5	45.5	35.1	58.9	35.9	36.1	45.9	43.0	43.0	32.2	58.7	28.3	29.6	15.1	18.0
<i>Item 8740 Subject A11a</i>	<i>N 2472</i>	<i>1073</i>	<i>1241</i>	<i>1597</i>	<i>281</i>	<i>519</i>	<i>603</i>	<i>850</i>	<i>501</i>	<i>1844</i>	<i>483</i>	<i>1167</i>	<i>575</i>	<i>241</i>	<i>408</i>	<i>31</i>
A28: During the LAST 12 MONTHS, how often have you been around people who were taking each of the following to get high or for "kicks"?																
A28A: Marijuana (pot, weed) or hashish																
1. Not at all	28.6	26.4	29.6	26.0	32.9	25.8	25.8	32.6	27.9	28.8	28.5	47.4	11.5	13.8	7.7	-
2. Once or twice	19.2	20.2	19.2	18.5	23.0	12.4	23.1	21.0	18.3	21.0	14.3	24.7	18.7	14.6	8.6	13.7
3. Occasionally	21.8	21.3	22.2	23.3	20.1	25.1	19.4	20.6	23.5	21.3	23.5	16.1	34.7	27.5	18.3	10.1
4. Often	30.4	32.1	29.1	32.3	24.1	36.7	31.7	25.8	30.2	28.9	33.6	11.8	35.2	44.1	65.3	76.2
<i>Item 20590 Subject A02b</i>	<i>N 2476</i>	<i>1076</i>	<i>1249</i>	<i>1595</i>	<i>287</i>	<i>520</i>	<i>607</i>	<i>851</i>	<i>498</i>	<i>1849</i>	<i>483</i>	<i>1165</i>	<i>574</i>	<i>246</i>	<i>409</i>	<i>29</i>
A28B: LSD																
1. Not at all	85.8	83.5	87.6	84.1	95.3	83.6	86.0	87.3	85.3	86.9	83.8	93.2	90.0	84.7	62.3	41.0
2. Once or twice	9.4	11.2	8.0	11.0	2.5	12.0	8.8	7.4	10.5	8.5	11.2	4.6	6.5	11.6	25.4	24.4
3. Occasionally	3.0	3.4	2.5	3.5	0.6	2.6	3.2	3.5	2.4	2.8	3.6	1.1	2.4	2.3	9.1	15.0
4. Often	1.8	1.9	1.9	1.4	1.5	1.8	2.0	1.7	1.8	1.8	1.4	1.1	1.1	1.4	3.2	19.6
<i>Item 20600 Subject A02b</i>	<i>N 2457</i>	<i>1070</i>	<i>1241</i>	<i>1588</i>	<i>283</i>	<i>521</i>	<i>604</i>	<i>846</i>	<i>486</i>	<i>1841</i>	<i>479</i>	<i>1158</i>	<i>572</i>	<i>244</i>	<i>406</i>	<i>29</i>
A28C: Other hallucinogens (mescaline, peyote, "shrooms" or psilocybin, PCP, etc.)																
1. Not at all	74.2	71.6	77.7	69.7	94.7	67.9	74.6	78.3	73.3	74.4	76.2	88.2	78.7	61.4	39.0	19.1
2. Once or twice	15.2	16.7	13.3	18.4	3.2	19.3	14.3	12.8	15.9	16.4	9.5	8.0	14.8	28.2	27.8	32.8
3. Occasionally	7.4	7.4	6.6	8.5	1.1	9.4	7.3	6.4	7.1	6.7	9.0	2.4	5.3	9.1	22.6	25.7
4. Often	3.2	4.2	2.4	3.5	1.0	3.3	3.8	2.4	3.7	2.4	5.3	1.3	1.2	1.3	10.6	22.4
<i>Item 20610 Subject A02b</i>	<i>N 2466</i>	<i>1074</i>	<i>1243</i>	<i>1590</i>	<i>286</i>	<i>519</i>	<i>604</i>	<i>847</i>	<i>495</i>	<i>1842</i>	<i>483</i>	<i>1162</i>	<i>574</i>	<i>242</i>	<i>409</i>	<i>29</i>
A28D: Amphetamines (uppers, pep pills, bennies, speed)																
1. Not at all	72.6	72.8	73.1	68.6	90.7	73.6	70.4	73.5	72.8	73.2	71.1	85.9	79.1	64.4	32.7	24.4
2. Once or twice	14.8	15.1	14.6	16.8	6.9	14.4	17.6	13.4	14.1	15.3	13.5	9.6	15.0	22.4	25.0	22.2
3. Occasionally	7.7	6.9	7.8	9.3	1.1	7.6	7.7	7.7	7.9	7.5	9.0	2.8	4.0	10.0	24.8	31.9
4. Often	4.9	5.2	4.6	5.2	1.3	4.4	4.3	5.4	5.2	4.1	6.4	1.8	2.0	3.2	17.5	21.5
<i>Item 20620 Subject A02b</i>	<i>N 2470</i>	<i>1074</i>	<i>1246</i>	<i>1591</i>	<i>286</i>	<i>522</i>	<i>605</i>	<i>850</i>	<i>493</i>	<i>1847</i>	<i>483</i>	<i>1161</i>	<i>575</i>	<i>245</i>	<i>410</i>	<i>29</i>

DESCRIPTIVE RESULTS: 2003

147

QUESTIONNAIRE FORM 3 2003	TOTAL	SEX		RACE		REGION				COLLEGE PLANS?		ILLICIT DRUG USE: LIFETIME				
		M	F	White	Black	NE	NC	S	W	Yes	No	None	Mari- juana Only	Few Pills	More Pills	Any Her- oin
<i>N (Weighted No. of Cases):</i>	2523	1085	1252	1612	288	534	610	868	512	1865	484	1171	578	246	411	31
<i>% of Weighted Total:</i>	100.0	43.0	49.6	63.9	11.4	21.2	24.2	34.4	20.3	73.9	19.2	46.4	22.9	9.7	16.3	1.2
A28E: Barbiturates (downers, goofballs, reds, yellows, etc.)																
1. Not at all	85.2	84.6	85.9	82.9	97.6	84.9	87.7	82.1	87.6	86.5	82.9	94.1	90.8	84.5	55.2	38.1
2. Once or twice	8.1	7.6	8.3	9.5	0.4	9.5	6.5	8.9	6.9	8.0	7.6	3.4	6.7	9.1	21.9	25.9
3. Occasionally	4.0	4.2	3.5	4.6	1.2	3.8	2.8	5.7	2.6	3.3	5.9	1.5	1.1	5.5	13.6	14.5
4. Often	2.8	3.6	2.2	3.0	0.9	1.8	2.9	3.2	2.9	2.2	3.6	1.0	1.4	0.9	9.3	21.5
<i>Item 20630 Subject A02b</i>	<i>N</i> 2459	1069	1241	1584	285	520	601	847	491	1841	481	1157	570	245	409	29
A28F: Tranquilizers (Librium, Valium, Xanax)																
1. Not at all	79.0	79.0	79.7	74.9	94.1	81.2	78.6	78.0	78.9	79.3	77.8	90.4	84.0	76.2	44.4	22.7
2. Once or twice	10.7	9.8	10.7	12.8	3.8	9.8	13.1	9.6	10.7	11.0	10.7	5.5	9.5	17.6	23.0	21.1
3. Occasionally	6.1	6.8	5.6	7.5	0.2	4.9	4.7	7.5	6.5	6.0	6.5	2.5	3.8	5.4	19.3	20.8
4. Often	4.2	4.5	4.0	4.8	1.9	4.1	3.6	4.9	3.9	3.7	5.0	1.5	2.7	0.7	13.3	35.4
<i>Item 20640 Subject A02b</i>	<i>N</i> 2466	1071	1244	1588	287	518	606	850	492	1848	480	1158	572	245	409	31
A28G: Cocaine ("coke")																
1. Not at all	75.2	74.9	75.7	74.0	87.1	72.5	77.4	75.7	74.4	75.4	75.6	87.1	79.9	68.0	41.4	20.0
2. Once or twice	14.2	14.7	14.1	15.4	9.1	17.3	13.9	13.5	12.6	15.3	10.6	8.8	14.2	20.3	26.5	23.6
3. Occasionally	5.7	5.6	5.7	5.7	2.1	5.6	4.3	5.8	7.0	5.2	6.9	2.3	3.8	7.9	15.7	22.9
4. Often	5.0	4.7	4.4	4.9	1.7	4.6	4.3	5.0	6.0	4.1	6.9	1.8	2.0	3.8	16.4	33.4
<i>Item 20650 Subject A02b</i>	<i>N</i> 2465	1069	1245	1588	286	519	605	851	490	1845	481	1160	573	245	408	31
A28H: Heroin																
1. Not at all	92.7	92.4	93.0	93.1	95.2	91.9	93.6	93.1	91.9	93.0	93.4	95.2	94.9	92.5	86.4	35.5
2. Once or twice	5.1	5.4	4.7	4.9	3.8	6.0	4.0	4.6	6.3	4.9	4.8	3.1	4.0	6.5	10.4	29.0
3. Occasionally	0.9	0.9	1.1	0.9	0.2	0.6	1.5	0.8	1.0	0.8	1.2	0.6	0.4	0.9	1.8	13.8
4. Often	1.2	1.3	1.3	1.2	0.8	1.4	0.9	1.5	0.9	1.3	0.6	1.1	0.7	0.1	1.5	21.7
<i>Item 20660 Subject A02b</i>	<i>N</i> 2454	1066	1240	1580	284	515	602	844	493	1836	482	1159	573	243	404	29
A28I: Other narcotics (methadone, opium, codeine, etc.)																
1. Not at all	78.2	77.5	79.2	74.6	92.8	72.4	76.9	81.7	79.8	78.4	79.5	90.7	82.3	67.6	46.2	18.8
2. Once or twice	13.9	13.5	13.8	16.5	5.0	17.3	16.7	10.8	12.4	14.0	12.5	6.4	13.3	25.1	29.6	25.3
3. Occasionally	4.9	5.7	4.4	5.8	1.1	6.7	3.7	4.5	4.9	4.8	4.7	1.5	3.0	5.7	15.1	29.7
4. Often	3.0	3.3	2.6	3.1	1.1	3.6	2.6	3.0	2.9	2.8	3.3	1.4	1.4	1.5	9.1	26.2
<i>Item 20670 Subject A02b</i>	<i>N</i> 2454	1069	1237	1581	284	514	605	844	491	1837	481	1157	573	243	406	29
A28J: Alcoholic beverages (beer, wine, liquor)																
1. Not at all	11.7	12.3	10.1	9.5	20.5	11.2	9.0	12.8	13.8	11.4	11.9	18.4	6.2	3.0	3.2	-
2. Once or twice	14.8	14.5	14.8	13.0	18.8	15.5	14.2	14.7	15.0	15.8	12.4	22.2	10.9	9.6	3.5	8.4
3. Occasionally	24.5	23.1	25.7	23.6	27.0	22.4	23.5	26.6	24.1	24.5	25.5	27.0	26.2	27.1	15.7	11.4
4. Often	49.0	50.1	49.4	54.0	33.7	51.0	53.3	45.8	47.1	48.3	50.3	32.4	56.7	60.3	77.5	80.2
<i>Item 20680 Subject A02b</i>	<i>N</i> 2465	1075	1242	1590	285	518	606	845	496	1843	481	1164	573	244	407	29
A29: The next questions ask for your opinions on the effects of using certain drugs and other substances. How much do you think people risk harming themselves (physically or in other ways) if they . . .																
A29A: Smoke one or more packs of cigarettes per day																
1. No risk	2.5	2.8	1.8	1.8	5.9	1.4	2.2	3.6	2.1	1.9	2.9	2.4	2.7	2.3	1.4	4.5
2. Slight risk	5.6	6.8	4.6	6.4	2.2	4.7	5.7	6.6	4.5	4.5	10.1	4.5	5.1	5.0	8.7	9.6
3. Moderate risk	22.7	24.9	20.5	23.0	17.9	22.0	25.9	22.3	20.2	20.9	29.6	18.6	23.6	24.5	29.2	55.5
4. Great risk	67.7	64.0	72.0	67.7	70.7	71.3	64.5	65.9	71.1	71.5	55.0	72.1	68.0	68.3	60.0	28.0
5. Can't say, drug unfamiliar	1.5	1.5	1.1	1.1	3.3	0.6	1.7	1.7	2.1	1.3	2.4	2.4	0.6	-	0.7	2.4
<i>Item 12360 Subject A14a</i>	<i>N</i> 2462	1071	1243	1586	283	519	604	844	495	1844	479	1164	574	246	404	29

QUESTIONNAIRE FORM 3 2003	TOTAL	SEX		RACE		REGION				COLLEGE PLANS?		ILLICIT DRUG USE: LIFETIME				
		M	F	White	Black	NE	NC	S	W	Yes	No	None	Mari- juana Only	Few Pills	More Pills	Any Her- oin
<i>N (Weighted No. of Cases):</i>	2523	1085	1252	1612	288	534	610	868	512	1865	484	1171	578	246	411	31
<i>% of Weighted Total:</i>	100.0	43.0	49.6	63.9	11.4	21.2	24.2	34.4	20.3	73.9	19.2	46.4	22.9	9.7	16.3	1.2
A29B: Try marijuana once or twice																
1. No risk	30.6	36.5	24.9	32.8	24.3	36.9	33.0	25.0	30.8	28.9	34.6	12.7	41.0	46.8	56.3	49.1
2. Slight risk	32.3	30.5	34.5	34.3	29.2	28.1	36.3	28.8	37.6	33.8	29.9	28.6	43.2	30.1	28.0	41.4
3. Moderate risk	17.0	15.1	19.6	16.2	17.4	16.6	15.7	21.3	11.5	17.9	14.4	25.2	9.0	14.9	6.7	1.2
4. Great risk	17.3	15.7	18.2	14.2	24.8	16.0	11.9	21.8	17.4	16.4	18.3	29.1	6.0	7.3	7.0	5.9
5. Can't say, drug unfamiliar	2.9	2.2	2.8	2.5	4.3	2.4	3.1	3.1	2.7	3.0	2.8	4.3	0.8	0.9	1.9	2.4
<i>Item 12370 Subject A14a</i>	<i>N</i> 2460	1072	1238	1582	284	517	604	846	493	1839	480	1160	575	245	405	29
A29C: Smoke marijuana occasionally																
1. No risk	13.7	18.9	8.8	15.0	13.0	17.0	14.6	12.1	11.8	12.3	16.4	3.8	18.6	20.5	29.6	38.4
2. Slight risk	25.5	25.9	24.6	27.2	20.8	28.4	28.5	20.9	26.8	24.4	29.3	12.6	36.2	36.6	38.8	36.6
3. Moderate risk	28.3	26.9	31.0	29.5	26.3	26.9	28.2	28.2	29.9	30.3	23.4	32.0	29.0	28.9	17.0	16.7
4. Great risk	29.5	26.2	33.0	25.8	35.6	25.3	25.4	35.9	28.1	30.0	28.0	47.5	15.3	13.2	11.6	5.9
5. Can't say, drug unfamiliar	3.0	2.2	2.6	2.6	4.3	2.4	3.3	2.9	3.4	3.1	2.8	4.1	0.9	0.9	3.0	2.4
<i>Item 12380 Subject A14a</i>	<i>N</i> 2463	1073	1241	1586	284	519	603	847	493	1844	480	1165	574	244	405	29
A29D: Smoke marijuana regularly																
1. No risk	6.7	9.4	3.8	6.1	7.9	8.6	5.5	6.8	5.9	5.4	9.0	2.4	8.8	8.1	13.0	33.2
2. Slight risk	12.0	15.0	8.3	12.8	9.5	13.7	13.4	9.9	11.9	11.1	13.8	2.3	16.5	18.3	27.9	29.5
3. Moderate risk	23.3	23.9	23.3	24.1	22.1	25.7	24.7	19.7	25.2	22.2	27.6	15.7	31.9	30.4	27.8	12.4
4. Great risk	55.3	49.3	62.5	54.6	56.4	49.6	53.4	61.0	53.6	58.4	46.7	75.6	42.0	42.4	28.5	22.6
5. Can't say, drug unfamiliar	2.8	2.4	2.1	2.4	4.2	2.3	3.1	2.6	3.3	2.9	2.8	3.9	0.9	0.9	2.8	2.4
<i>Item 12390 Subject A14a</i>	<i>N</i> 2455	1068	1240	1584	281	514	602	845	494	1839	479	1160	574	243	405	29
A29E: Try cocaine in powder form once or twice																
1. No risk	4.5	5.7	2.9	4.2	5.1	4.6	3.9	4.1	5.6	3.8	4.8	2.9	2.6	3.2	10.7	26.5
2. Slight risk	13.3	14.0	13.2	15.6	7.1	13.5	14.9	11.0	15.1	13.5	13.1	8.5	13.1	16.4	25.0	22.6
3. Moderate risk	19.8	18.9	21.4	20.9	12.9	19.4	20.8	18.1	21.8	20.4	17.2	20.0	19.4	22.0	19.6	15.8
4. Great risk	54.3	53.8	55.1	51.3	65.6	54.0	49.9	60.9	48.8	54.0	56.7	60.0	57.1	52.3	37.4	32.7
5. Can't say, drug unfamiliar	8.1	7.6	7.5	8.0	9.3	8.5	10.5	5.9	8.7	8.2	8.2	8.6	7.9	6.0	7.3	2.4
<i>Item 12501 Subject A14a</i>	<i>N</i> 2452	1066	1241	1582	282	516	600	843	493	1837	479	1158	572	245	405	29
A29F: Take cocaine powder occasionally																
1. No risk	2.1	2.7	1.2	1.5	3.6	2.4	1.4	2.5	1.9	1.2	3.4	2.1	1.9	1.4	2.1	13.0
2. Slight risk	3.8	5.0	2.8	4.1	1.9	3.6	4.3	3.2	4.2	3.5	5.2	1.3	1.9	2.8	13.0	22.2
3. Moderate risk	15.0	15.3	15.3	16.8	8.1	15.5	16.7	11.4	18.7	15.2	14.4	11.6	15.2	19.8	22.6	5.9
4. Great risk	71.0	69.3	73.4	69.7	76.9	69.9	67.9	76.4	66.5	71.9	68.7	76.8	73.0	70.0	54.8	56.6
5. Can't say, drug unfamiliar	8.1	7.7	7.4	7.8	9.5	8.6	9.6	6.4	8.7	8.1	8.3	8.3	8.1	6.0	7.3	2.4
<i>Item 12502 Subject A14a</i>	<i>N</i> 2451	1071	1238	1582	281	516	603	840	492	1838	479	1161	572	244	404	29
A29G: Take cocaine powder regularly																
1. No risk	1.8	2.1	1.1	1.1	3.9	2.3	1.0	2.3	1.4	1.0	2.9	2.1	1.5	1.2	1.2	8.9
2. Slight risk	1.0	1.1	0.8	1.0	0.5	-	1.3	1.4	1.0	0.9	1.6	0.2	0.7	0.3	3.7	8.9
3. Moderate risk	5.5	6.9	4.0	6.1	3.0	5.6	6.2	4.7	5.7	4.3	9.3	2.2	4.6	5.0	15.2	14.7
4. Great risk	83.7	82.5	86.6	84.0	83.8	83.6	81.6	85.4	83.4	85.8	77.5	87.6	84.8	87.7	72.2	63.7
5. Can't say, drug unfamiliar	8.0	7.4	7.4	7.8	8.8	8.5	10.0	6.1	8.4	8.0	8.7	7.9	8.3	5.9	7.6	3.9
<i>Item 12503 Subject A14a</i>	<i>N</i> 2455	1070	1240	1583	283	514	604	844	493	1840	480	1161	572	244	406	29
A29H: Try "crack" cocaine once or twice																
1. No risk	2.9	3.7	1.9	2.1	3.6	2.5	2.5	2.6	4.2	2.2	3.8	2.8	1.9	1.3	4.4	20.0
2. Slight risk	9.7	9.5	10.4	11.2	5.8	10.8	10.0	8.9	9.5	9.9	9.3	8.4	8.3	10.8	14.1	17.2
3. Moderate risk	17.5	16.0	19.9	18.8	9.4	15.3	18.7	16.6	20.0	18.4	14.1	16.1	18.6	20.2	20.5	5.7
4. Great risk	61.0	62.0	59.8	58.6	72.1	62.7	56.6	65.7	56.5	60.6	63.2	63.7	61.9	61.6	52.3	54.8
5. Can't say, drug unfamiliar	8.9	8.8	8.0	9.2	9.2	8.7	12.1	6.2	9.8	8.9	9.6	8.9	9.3	6.2	8.7	2.4
<i>Item 12504 Subject A14a</i>	<i>N</i> 2454	1070	1239	1580	284	515	603	843	493	1842	478	1161	575	243	404	29
A29I: Take "crack" cocaine occasionally																
1. No risk	1.9	2.4	1.1	1.3	3.8	2.0	1.3	2.7	1.3	1.1	3.3	2.1	2.1	0.8	1.6	8.3
2. Slight risk	2.3	3.1	1.7	1.9	1.6	1.4	2.4	1.6	4.5	2.4	1.6	1.8	1.0	0.6	5.0	18.3
3. Moderate risk	11.8	11.3	12.8	13.6	6.8	11.8	11.8	11.2	12.9	11.2	14.3	10.4	10.3	15.0	17.3	4.7
4. Great risk	75.3	74.5	76.9	74.2	79.2	76.2	73.5	78.3	71.3	76.7	71.4	77.3	77.3	77.7	67.4	66.4
5. Can't say, drug unfamiliar	8.6	8.6	7.5	8.9	8.6	8.6	11.0	6.3	9.9	8.6	9.4	8.4	9.3	6.0	8.7	2.4
<i>Item 12505 Subject A14a</i>	<i>N</i> 2455	1069	1240	1580	284	517	602	842	493	1841	480	1162	572	244	406	29

DESCRIPTIVE RESULTS: 2003

149

QUESTIONNAIRE FORM 3 2003	TOTAL	SEX		RACE		REGION				COLLEGE PLANS?		ILLICIT DRUG USE: LIFETIME				
		M	F	White	Black	NE	NC	S	W	Yes	No	None	Mari- juana Only	Few Pills	More Pills	Any Her- oin
<i>N (Weighted No. of Cases):</i>	2523	1085	1252	1612	288	534	610	868	512	1865	484	1171	578	246	411	31
<i>% of Weighted Total:</i>	100.0	43.0	49.6	63.9	11.4	21.2	24.2	34.4	20.3	73.9	19.2	46.4	22.9	9.7	16.3	1.2
A29J: Take "crack" cocaine regularly																
1. No risk	1.5	1.7	1.0	0.9	3.6	1.6	1.0	2.0	1.2	0.8	2.6	2.0	1.5	0.4	0.7	5.7
2. Slight risk	1.0	1.7	0.3	0.8	1.8	0.8	0.6	1.2	1.4	1.0	0.9	0.5	1.0	0.6	2.1	8.1
3. Moderate risk	4.0	4.6	3.7	4.1	2.9	2.4	5.3	3.3	5.3	3.5	5.5	2.4	3.4	3.5	9.0	4.2
4. Great risk	84.9	83.4	87.5	85.4	83.5	86.6	82.0	87.2	82.8	86.3	81.3	87.0	85.1	89.2	79.5	79.5
5. Can't say, drug unfamiliar	8.6	8.5	7.4	8.8	8.3	8.6	11.1	6.3	9.3	8.4	9.7	8.1	9.0	6.3	8.7	2.5
<i>Item 12506 Subject A14a</i>	<i>N</i> 2456	1072	1241	1583	284	516	603	843	494	1841	480	1162	574	243	405	28
A29K: Try one or two drinks of an alcoholic beverage (beer, wine, liquor)																
1. No risk	46.2	53.4	41.7	51.6	28.1	49.7	49.2	40.9	48.1	46.6	47.0	32.3	54.6	54.9	67.9	58.5
2. Slight risk	32.7	26.8	38.7	32.3	35.5	33.0	32.5	33.8	30.7	34.3	28.4	38.8	31.5	31.8	19.7	20.4
3. Moderate risk	10.6	9.6	10.6	8.5	15.5	7.8	9.9	12.8	10.6	9.2	14.2	13.3	8.4	9.1	7.2	7.7
4. Great risk	8.8	8.6	8.1	6.2	17.9	7.4	6.9	10.9	8.9	8.3	8.2	13.5	4.9	3.7	3.1	11.1
5. Can't say, drug unfamiliar	1.7	1.5	0.9	1.3	3.1	2.1	1.5	1.6	1.7	1.6	2.2	2.2	0.6	0.5	2.1	2.4
<i>Item 12510 Subject A14a</i>	<i>N</i> 2455	1070	1240	1583	281	517	603	845	490	1840	480	1161	572	244	404	29
A29L: Take one or two drinks nearly every day																
1. No risk	14.8	23.4	8.2	17.0	7.4	17.7	14.0	13.7	14.7	13.8	17.9	9.3	19.2	17.0	22.6	22.2
2. Slight risk	29.0	29.6	29.0	31.8	22.1	32.8	32.0	24.9	28.4	29.6	28.4	22.5	32.0	34.2	38.2	47.6
3. Moderate risk	32.8	29.2	36.2	32.3	34.6	27.6	34.6	34.4	33.5	32.7	32.5	36.3	32.5	31.6	26.7	13.7
4. Great risk	21.5	16.2	25.6	17.5	32.5	19.9	17.7	25.0	21.6	21.9	19.3	29.7	15.7	16.6	10.0	14.1
5. Can't say, drug unfamiliar	1.9	1.6	1.1	1.4	3.4	2.0	1.8	1.9	1.9	1.8	2.1	2.3	0.6	0.5	2.4	2.4
<i>Item 12520 Subject A14a</i>	<i>N</i> 2450	1062	1241	1577	283	511	602	844	492	1837	478	1164	570	244	404	29
A29M: Take four or five drinks nearly every day																
1. No risk	5.4	8.8	2.3	5.8	4.5	7.4	5.3	4.9	4.3	4.0	9.2	3.3	5.7	5.2	9.2	11.2
2. Slight risk	9.9	13.4	6.8	11.5	3.2	9.3	11.1	9.8	9.3	8.3	15.2	5.1	12.7	13.1	17.0	20.0
3. Moderate risk	25.1	24.9	25.1	27.2	18.6	29.6	27.0	20.7	25.6	25.5	24.7	18.8	31.0	27.6	32.8	37.1
4. Great risk	57.6	51.3	64.5	54.1	69.9	51.5	54.8	62.6	59.1	60.2	48.6	70.4	49.9	53.5	38.8	29.3
5. Can't say, drug unfamiliar	2.0	1.6	1.3	1.4	3.8	2.2	1.9	2.0	1.7	1.9	2.3	2.4	0.8	0.5	2.3	2.4
<i>Item 12530 Subject A14a</i>	<i>N</i> 2456	1071	1238	1583	282	518	603	843	492	1841	480	1164	573	240	405	29
A29N: Have five or more drinks once or twice each weekend																
1. No risk	11.0	14.5	7.5	12.7	5.4	16.8	10.6	8.5	9.3	9.7	13.5	4.6	12.4	14.5	23.2	21.3
2. Slight risk	16.2	18.7	14.1	19.3	6.7	15.9	21.0	13.1	15.7	15.8	18.0	8.2	19.3	22.5	29.6	37.9
3. Moderate risk	23.2	23.1	24.0	23.8	22.6	23.5	24.1	22.5	23.0	23.3	23.6	19.6	29.4	27.6	23.6	17.4
4. Great risk	47.6	42.2	53.1	42.8	61.5	41.5	42.5	53.8	49.8	49.2	42.7	65.0	38.3	35.2	21.0	21.0
5. Can't say, drug unfamiliar	2.1	1.6	1.3	1.4	3.9	2.2	1.8	2.1	2.2	2.0	2.2	2.6	0.6	0.2	2.6	2.4
<i>Item 12540 Subject A14a</i>	<i>N</i> 2454	1069	1238	1585	282	516	602	844	493	1839	480	1164	571	241	405	29
A30: How difficult do you think it would be for you to get each of the following types of drugs, if you wanted some?																
A30A: Marijuana																
1. Probably impossible	5.0	4.3	5.2	2.5	11.3	4.3	3.9	8.4	1.5	4.8	5.3	8.8	0.7	1.8	1.6	2.4
2. Very difficult	2.5	2.8	2.3	2.3	2.3	2.2	1.4	2.5	4.0	2.6	2.0	4.6	*	1.7	0.7	-
3. Fairly difficult	6.5	6.1	6.9	4.9	5.5	4.4	7.2	7.2	6.4	6.2	7.5	10.0	2.7	4.8	2.7	4.5
4. Fairly easy	22.4	21.8	23.7	23.8	16.1	17.1	25.3	23.5	22.6	23.6	19.2	30.8	17.5	17.5	9.7	6.8
5. Very easy	63.5	65.0	61.9	66.5	64.8	71.9	62.1	58.3	65.6	62.8	66.0	45.7	79.1	74.2	85.2	86.3
<i>Item 6750 Subject A03a</i>	<i>N</i> 2439	1063	1234	1578	279	511	601	840	488	1824	480	1153	570	246	404	29
A30B: "Crack" cocaine																
1. Probably impossible	12.0	11.3	12.0	8.4	23.8	8.7	12.9	15.6	8.2	11.5	13.1	16.6	9.5	7.3	4.8	2.4
2. Very difficult	14.7	16.2	13.9	16.1	9.1	15.0	15.7	14.1	13.9	15.3	12.1	15.0	15.5	16.7	12.8	2.7
3. Fairly difficult	29.7	31.3	29.1	33.7	15.1	33.1	28.9	27.1	31.7	30.5	28.3	30.4	31.9	33.2	24.5	12.5
4. Fairly easy	26.0	23.5	28.5	27.3	22.6	27.4	25.4	26.3	24.8	26.8	24.1	24.7	24.6	27.4	30.1	37.7
5. Very easy	17.6	17.7	16.5	14.4	29.4	15.8	17.1	16.9	21.4	15.8	22.4	13.2	18.5	15.4	27.9	44.7
<i>Item 6811 Subject A03a</i>	<i>N</i> 2436	1061	1233	1576	279	511	600	839	486	1822	479	1150	570	245	404	29

*=less than .05 percent.

MONITORING THE FUTURE

QUESTIONNAIRE FORM 3 2003	TOTAL	SEX		RACE		REGION				COLLEGE PLANS?		ILLICIT DRUG USE: LIFETIME				
		M	F	White	Black	NE	NC	S	W	Yes	No	None	Mari- juana Only	Few Pills	More Pills	Any Her- oin
<i>N (Weighted No. of Cases):</i>	2523	1085	1252	1612	288	534	610	868	512	1865	484	1171	578	246	411	31
<i>% of Weighted Total:</i>	100.0	43.0	49.6	63.9	11.4	21.2	24.2	34.4	20.3	73.9	19.2	46.4	22.9	9.7	16.3	1.2
A30C: Cocaine powder																
1. Probably impossible	12.4	11.2	12.7	8.3	24.7	8.7	13.9	15.3	9.7	11.8	14.2	17.7	9.4	6.5	4.2	5.1
2. Very difficult	15.5	17.7	14.8	17.7	10.2	17.8	16.3	14.6	13.7	16.9	10.0	17.1	19.0	15.1	9.0	-
3. Fairly difficult	28.0	28.4	27.8	29.8	19.3	31.3	28.9	25.0	28.6	28.4	27.7	29.3	29.5	33.1	21.3	1.7
4. Fairly easy	25.2	23.6	27.6	26.5	22.0	24.4	24.0	26.9	24.7	26.0	23.8	23.6	23.8	28.0	30.3	30.0
5. Very easy	18.8	19.1	17.1	17.6	23.7	17.7	16.9	18.3	23.2	16.9	24.3	12.2	18.2	17.4	35.3	63.1
<i>Item 6812 Subject A03a</i>	<i>N</i> 2431	1059	1230	1576	278	508	600	837	486	1818	479	1148	570	243	404	29
This section asks about a number of different things.																
D01: How satisfied are you with your life as a whole these days?																
1. Completely dissatisfied	2.8	3.0	2.6	2.2	4.6	2.7	2.2	2.9	3.5	2.1	4.7	2.5	3.6	2.5	2.7	2.4
2. Quite dissatisfied	7.0	6.9	7.3	7.0	4.6	8.2	7.0	5.0	9.4	6.9	7.1	5.3	7.3	12.8	8.1	10.9
3. Somewhat dissatisfied	8.5	8.7	7.4	8.8	5.4	8.3	9.7	8.7	7.1	7.3	13.6	6.9	9.5	9.3	11.6	1.7
4. Neither, or mixed feelings	10.9	10.1	11.5	10.0	8.9	10.3	12.5	11.2	9.2	9.9	13.7	11.5	10.2	12.9	9.3	5.5
5. Somewhat satisfied	25.1	25.8	24.6	24.5	23.2	27.4	26.2	21.9	26.9	25.6	23.6	23.4	23.5	26.9	31.7	32.3
6. Quite satisfied	35.8	34.3	38.5	38.2	39.6	33.7	35.1	38.1	34.7	38.5	26.2	39.4	35.6	31.0	29.1	25.6
7. Completely satisfied	9.8	11.2	8.2	9.3	13.8	9.4	7.2	12.2	9.3	9.6	11.0	11.0	10.3	4.7	7.5	21.7
<i>Item 6840 Subject P01, Q01</i>	<i>N</i> 2338	1021	1202	1552	267	491	568	811	469	1826	463	1105	545	235	388	29
The next questions are about feeling unsafe—that is, feeling that someone might try to harm or injure you.																
D02: How often do you feel unsafe when you are at school?																
1. Never	50.3	58.2	43.0	51.7	52.1	51.4	50.9	50.0	48.9	50.1	50.4	47.1	52.8	47.6	58.5	38.2
2. Rarely	33.5	27.4	39.1	34.3	28.9	32.0	36.2	33.7	31.4	33.9	32.8	36.5	30.8	38.3	28.1	30.0
3. Some days	11.0	8.9	13.0	10.3	11.2	11.0	6.8	11.5	15.4	10.8	11.7	11.9	10.3	10.4	9.9	13.4
4. Most days	2.9	2.7	3.1	2.0	4.0	3.7	3.1	2.4	2.7	2.8	2.9	3.0	3.1	1.9	2.0	7.1
5. Every day	2.3	2.9	1.9	1.6	3.8	1.9	3.0	2.5	1.6	2.4	2.1	1.6	3.0	1.9	1.5	11.3
<i>Item 25770 Subject B07</i>	<i>N</i> 2337	1019	1204	1550	267	492	569	810	467	1824	464	1106	543	235	388	27
D03: How often do you feel unsafe going to or from school?																
1. Never	55.6	63.2	49.3	58.9	51.9	61.1	57.4	53.5	51.5	55.7	54.8	52.2	59.4	55.0	61.4	45.8
2. Rarely	31.0	24.7	35.9	30.7	30.1	26.7	31.1	32.2	33.3	31.6	29.0	34.5	27.1	32.5	27.3	25.8
3. Some days	8.2	6.3	10.4	6.5	10.9	8.1	5.8	8.5	10.6	7.8	9.7	10.0	7.3	7.5	5.1	4.6
4. Most days	3.0	2.7	3.1	2.1	5.3	1.6	3.6	3.6	2.6	2.6	4.0	1.6	4.1	3.3	4.3	6.6
5. Every day	2.2	3.1	1.3	1.8	1.8	2.4	2.2	2.2	2.0	2.2	2.5	1.7	2.1	1.6	1.9	17.2
<i>Item 25780 Subject B07</i>	<i>N</i> 2340	1020	1203	1553	266	492	569	812	468	1826	464	1104	546	235	387	29
D04: During the LAST FOUR WEEKS, how many days did you not go to school because you felt you would be unsafe at school or on your way to or from school?																
1. 0 days	96.9	97.0	97.7	97.8	96.1	98.1	97.4	95.8	97.2	97.4	94.8	97.5	97.9	96.5	97.5	73.8
2. 1 day	1.4	1.2	1.6	1.0	0.9	0.6	1.2	2.0	1.7	1.3	2.0	1.1	0.7	2.7	1.6	17.2
3. 2 or 3 days	0.9	0.9	0.5	0.4	2.8	0.5	0.8	1.5	0.6	0.6	2.1	0.7	0.9	0.8	0.5	-
4. 4 or more days	0.7	0.9	0.3	0.8	0.3	0.8	0.7	0.8	0.5	0.6	1.1	0.6	0.5	-	0.4	9.0
<i>Item 25790 Subject B07</i>	<i>N</i> 2328	1014	1198	1550	262	488	567	808	466	1816	463	1097	544	232	387	29
Lately there has been some attention paid to certain drugs.																
D05: During the last 12 months, on how many occasions (if any) have you . . .																
D05A: . . . taken ketamine ("special K," "super K")																
1. 0 occasions	98.2	97.5	99.1	98.3	99.4	97.7	98.6	98.4	97.9	98.3	98.0	100.0	100.0	98.1	94.2	55.1
2. 1-2	1.0	1.6	0.5	1.1	0.4	1.2	0.7	1.0	1.2	0.9	1.3	-	-	0.7	3.9	21.4
3. 3-5	0.5	0.6	0.4	0.5	-	0.7	0.2	0.6	0.8	0.5	0.3	-	-	1.2	1.6	13.2
4. 6-9	*	0.1	-	0.1	-	0.1	-	-	0.1	0.1	-	-	-	-	0.3	-
5. 10-19	0.1	-	-	0.1	-	-	0.3	-	-	-	0.4	-	-	-	-	-
6. 20-39	-	-	-	-	-	-	-	-	-	-	-	-	-	-	-	-
7. 40 or more	0.1	0.2	0.1	-	0.2	0.3	0.2	-	-	0.2	-	-	-	-	-	10.3
<i>Item 31060 Subject A01b</i>	<i>N</i> 2320	1010	1195	1544	260	486	566	801	467	1810	461	1096	541	235	386	27

* = less than .05 percent.

DESCRIPTIVE RESULTS: 2003

151

QUESTIONNAIRE FORM 3 2003	TOTAL	SEX		RACE		REGION				COLLEGE PLANS?		ILLICIT DRUG USE: LIFETIME				
		M	F	White	Black	NE	NC	S	W	Yes	No	None	Mari- juana Only	Few Pills	More Pills	Any Her- oin
<i>N (Weighted No. of Cases):</i>	2523	1085	1252	1612	288	534	610	868	512	1865	484	1171	578	246	411	31
<i>% of Weighted Total:</i>	100.0	43.0	49.6	63.9	11.4	21.2	24.2	34.4	20.3	73.9	19.2	46.4	22.9	9.7	16.3	1.2
D05B: . . . taken "andro" (androstenedione, non-prescription steroid)																
1. 0 occasions	98.0	96.6	99.7	98.0	99.8	97.7	98.3	98.3	97.8	98.3	97.3	99.2	98.8	97.3	96.2	77.3
2. 1-2	0.5	0.8	0.1	0.5	-	0.5	0.8	0.4	0.2	0.4	0.5	0.3	0.1	0.3	1.2	6.4
3. 3-5	0.3	0.5	0.1	0.4	-	0.6	-	0.5	*	0.2	0.5	0.1	0.3	0.1	0.5	2.7
4. 6-9	0.3	0.5	-	0.3	-	0.4	0.4	0.2	0.2	0.2	0.7	0.1	0.2	0.8	0.1	2.4
5. 10-19	0.1	0.3	-	0.1	-	-	-	0.1	0.4	0.2	-	-	-	0.8	0.2	-
6. 20-39	0.4	0.8	-	0.4	-	0.5	-	0.3	0.8	0.3	0.4	0.2	0.4	0.4	0.8	-
7. 40 or more	0.4	0.6	0.1	0.4	0.2	0.5	0.5	0.2	0.5	0.4	0.6	0.1	0.2	0.3	1.0	11.1
<i>Item 31160 Subject A01b</i>	<i>N</i> 2319	1007	1196	1547	259	483	564	805	467	1810	460	1092	540	234	388	29
D05C: . . . taken creatine (amino acid used to build muscles)																
1. 0 occasions	93.0	86.3	98.7	92.6	95.5	93.8	92.5	93.0	92.6	92.9	93.4	96.4	92.6	89.9	87.3	70.8
2. 1-2	1.9	3.5	0.6	1.5	2.0	2.4	2.1	1.9	1.3	1.9	1.4	0.6	3.1	3.2	2.2	15.7
3. 3-5	1.1	1.7	0.2	1.3	0.3	0.6	1.9	1.0	0.7	1.0	1.5	0.6	0.4	2.4	2.2	-
4. 6-9	0.8	1.6	0.2	1.1	0.4	0.3	1.2	0.8	1.0	0.9	0.8	0.5	1.1	1.2	0.8	8.7
5. 10-19	0.9	1.9	0.2	1.1	0.8	0.5	1.0	0.7	1.8	0.9	1.1	0.3	1.2	0.3	2.7	-
6. 20-39	0.9	2.1	-	1.0	0.9	1.0	0.7	1.1	0.9	1.1	0.3	0.4	0.8	2.4	1.8	-
7. 40 or more	1.3	2.8	0.1	1.5	0.2	1.4	0.8	1.5	1.7	1.3	1.5	1.2	0.8	0.6	2.9	4.8
<i>Item 31170 Subject A01b</i>	<i>N</i> 2313	1006	1193	1542	259	482	563	802	466	1804	460	1092	540	232	386	27
D05D: . . . taken ritalin (without a doctor's orders)																
1. 0 occasions	97.0	96.1	97.8	96.4	99.2	95.8	96.9	98.0	96.5	97.0	97.1	100.0	100.0	95.8	86.6	83.4
2. 1-2	1.5	1.8	1.3	1.8	0.5	1.1	2.2	1.3	1.6	1.7	0.8	-	-	2.7	6.8	-
3. 3-5	0.5	0.9	0.2	0.7	-	1.1	0.3	0.2	0.8	0.4	1.1	-	-	0.8	2.7	-
4. 6-9	0.2	0.1	0.3	0.2	-	0.6	-	0.2	0.2	0.3	0.2	-	-	0.6	0.9	2.9
5. 10-19	0.2	0.3	0.1	0.3	-	0.3	*	0.3	0.2	0.3	-	-	-	-	1.2	-
6. 20-39	0.2	0.1	0.1	0.3	-	0.2	0.4	-	0.4	0.1	0.5	-	-	-	0.8	-
7. 40 or more	0.3	0.6	0.1	0.3	0.2	0.9	0.2	-	0.3	0.2	0.3	-	-	-	0.9	13.7
<i>Item 31180 Subject A01b</i>	<i>N</i> 2313	1006	1193	1542	259	484	565	801	464	1806	460	1092	541	231	386	27
D05E: . . . taken Rohypnol ("roopies," "roofies")																
1. 0 occasions	99.1	98.9	99.5	99.1	99.8	98.8	99.5	99.0	99.3	99.2	99.3	100.0	100.0	98.9	97.4	74.6
2. 1-2	0.5	0.7	0.4	0.5	-	1.2	-	0.4	0.7	0.5	0.2	-	-	1.1	1.5	11.6
3. 3-5	0.1	0.1	-	0.1	-	-	0.2	0.1	-	0.1	0.2	-	-	-	0.3	2.7
4. 6-9	-	-	-	-	-	-	-	-	-	-	-	-	-	-	-	-
5. 10-19	0.1	0.2	-	0.1	-	-	-	0.2	-	-	0.4	-	-	-	0.5	-
6. 20-39	-	-	-	-	-	-	-	-	-	-	-	-	-	-	-	-
7. 40 or more	0.2	0.1	0.1	0.2	0.2	-	0.3	0.2	0.1	0.2	-	-	-	-	0.3	11.1
<i>Item 29785 Subject A01b</i>	<i>N</i> 2317	1007	1196	1546	259	483	563	804	467	1810	459	1093	541	232	386	29
D06: At any time during the LAST 12 MONTHS, have you felt in your own mind that you should REDUCE or STOP your use of . . .																
D06A: Alcohol?																
1. Yes	21.9	19.6	22.6	20.8	23.4	17.4	24.8	24.2	19.0	20.3	28.9	11.8	28.7	28.8	33.6	28.0
2. No	49.9	51.9	48.7	53.9	32.3	58.7	47.5	43.3	54.7	49.5	52.4	37.6	59.1	61.0	61.7	72.0
8. Haven't used in last 12 months	28.2	28.4	28.7	25.3	44.3	23.9	27.7	32.4	26.2	30.2	18.8	50.7	12.2	10.1	4.7	-
<i>Item 8910 Subject A01i</i>	<i>N</i> 2002	879	1032	1376	193	427	512	665	398	1568	384	913	474	209	360	25
D06B: Cigarettes?																
1. Yes	19.8	19.0	19.8	22.0	11.5	17.8	23.9	19.6	17.0	17.4	28.4	6.1	26.5	28.5	41.5	34.5
2. No	17.7	18.3	17.1	17.6	17.0	17.8	18.0	17.0	18.5	16.4	22.4	10.7	21.0	26.8	25.1	45.7
8. Haven't used in last 12 months	62.5	62.7	63.1	60.4	71.4	64.5	58.1	63.4	64.4	66.2	49.2	83.2	52.5	44.6	33.4	19.8
<i>Item 8920 Subject A01i</i>	<i>N</i> 2246	984	1152	1517	241	476	558	766	446	1747	444	1051	532	222	381	27
D06C: Marijuana?																
1. Yes	16.5	17.7	14.9	17.3	14.5	16.9	17.5	12.8	20.6	14.8	22.8	-	29.2	32.3	35.2	29.6
2. No	21.1	21.9	19.8	23.7	11.1	28.4	22.1	16.4	19.8	19.9	25.7	-	35.9	35.2	46.0	70.4
8. Haven't used in last 12 months	62.4	60.4	65.3	59.0	74.4	54.7	60.4	70.8	59.6	65.4	51.5	100.0	34.9	32.5	18.8	-
<i>Item 8930 Subject A01i</i>	<i>N</i> 2039	903	1040	1406	198	440	521	667	412	1601	390	964	477	195	348	26

*=less than .05 percent.

QUESTIONNAIRE FORM 3 2003	TOTAL	SEX		RACE		REGION				COLLEGE PLANS?		ILLICIT DRUG USE: LIFETIME				
		M	F	White	Black	NE	NC	S	W	Yes	No	None	Mari- juana Only	Few Pills	More Pills	Any Her- oin
<i>N (Weighted No. of Cases):</i>	2523	1085	1252	1612	288	534	610	868	512	1865	484	1171	578	246	411	31
<i>% of Weighted Total:</i>	100.0	43.0	49.6	63.9	11.4	21.2	24.2	34.4	20.3	73.9	19.2	46.4	22.9	9.7	16.3	1.2
D06D: Hallucinogens (LSD, etc.)?																
1. Yes	1.6	1.7	0.7	1.9	-	0.1	2.6	1.7	1.7	1.5	1.9	-	-	0.6	8.5	17.3
2. No	3.0	3.6	2.1	3.0	1.5	4.0	1.8	3.3	3.1	2.3	5.1	-	-	2.7	13.9	54.8
8. Haven't used in last 12 months	95.4	94.7	97.2	95.1	98.5	95.9	95.5	95.0	95.2	96.2	92.9	100.0	100.0	96.8	77.7	27.9
<i>Item 8940 Subject A01i</i>	<i>N 1989</i>	<i>855</i>	<i>1037</i>	<i>1362</i>	<i>198</i>	<i>410</i>	<i>505</i>	<i>690</i>	<i>385</i>	<i>1567</i>	<i>374</i>	<i>969</i>	<i>480</i>	<i>190</i>	<i>307</i>	<i>21</i>
D06E: Amphetamines (uppers)?																
1. Yes	2.9	2.7	2.4	3.5	0.3	3.2	2.8	2.8	2.8	2.2	5.2	-	-	1.1	17.9	27.3
2. No	4.0	4.0	3.5	4.0	1.1	3.9	4.4	3.9	3.7	3.6	5.0	-	-	4.5	23.1	31.1
8. Haven't used in last 12 months	93.1	93.3	94.1	92.6	98.6	92.9	92.8	93.3	93.6	94.3	89.8	100.0	100.0	94.4	59.0	41.6
<i>Item 8950 Subject A01i</i>	<i>N 1927</i>	<i>848</i>	<i>992</i>	<i>1313</i>	<i>195</i>	<i>402</i>	<i>485</i>	<i>662</i>	<i>379</i>	<i>1530</i>	<i>348</i>	<i>966</i>	<i>482</i>	<i>172</i>	<i>263</i>	<i>20</i>
D06F: Tranquilizers?																
1. Yes	2.4	2.9	1.3	2.8	0.5	1.3	2.0	3.4	2.5	1.8	4.8	-	-	0.8	14.1	20.8
2. No	3.2	2.9	2.7	3.2	1.5	3.2	3.1	3.5	2.7	2.9	3.8	-	-	2.8	15.9	41.8
8. Haven't used in last 12 months	94.4	94.2	96.0	94.0	98.0	95.6	94.9	93.1	94.7	95.4	91.4	100.0	100.0	96.4	70.0	37.4
<i>Item 9005 Subject A01i</i>	<i>N 1962</i>	<i>848</i>	<i>1021</i>	<i>1344</i>	<i>197</i>	<i>410</i>	<i>501</i>	<i>661</i>	<i>390</i>	<i>1534</i>	<i>380</i>	<i>972</i>	<i>481</i>	<i>178</i>	<i>283</i>	<i>25</i>
D06G: Barbiturates/quaaludes (downers)?																
1. Yes	2.5	3.1	1.8	2.5	2.0	1.9	1.8	3.5	2.3	2.3	3.3	-	-	3.9	10.8	24.0
2. No	5.1	5.6	3.7	5.8	1.4	3.9	5.8	4.9	6.0	4.2	7.9	-	-	10.7	20.1	44.6
8. Haven't used in last 12 months	92.4	91.2	94.5	91.8	96.6	94.2	92.4	91.6	91.8	93.5	88.8	100.0	100.0	85.4	69.1	31.4
<i>Item 8970 Subject A01i</i>	<i>N 2180</i>	<i>955</i>	<i>1116</i>	<i>1469</i>	<i>234</i>	<i>462</i>	<i>550</i>	<i>735</i>	<i>433</i>	<i>1706</i>	<i>422</i>	<i>1045</i>	<i>529</i>	<i>210</i>	<i>337</i>	<i>28</i>
D06H: Cocaine?																
1. Yes	2.8	3.6	1.9	2.8	0.8	1.6	1.6	2.8	5.3	2.5	3.0	-	-	2.4	13.1	24.6
2. No	3.3	3.2	2.1	3.5	0.7	3.6	3.7	3.5	2.4	2.4	6.5	-	-	2.3	14.8	48.5
8. Haven't used in last 12 months	93.9	93.3	96.0	93.7	98.5	94.8	94.7	93.7	92.3	95.1	90.4	100.0	100.0	95.3	72.1	26.8
<i>Item 8980 Subject A01i</i>	<i>N 2034</i>	<i>891</i>	<i>1040</i>	<i>1395</i>	<i>198</i>	<i>427</i>	<i>510</i>	<i>696</i>	<i>402</i>	<i>1595</i>	<i>391</i>	<i>971</i>	<i>483</i>	<i>193</i>	<i>339</i>	<i>25</i>
D06I: Heroin?																
1. Yes	0.3	0.5	-	0.1	-	-	0.3	0.4	0.6	0.3	0.5	-	-	-	-	28.1
2. No	0.8	0.5	0.6	0.3	1.5	0.8	1.4	0.7	0.2	0.6	1.3	-	-	0.3	1.5	44.7
8. Haven't used in last 12 months	98.9	99.0	99.4	99.6	98.5	99.2	98.2	98.9	99.2	99.1	98.2	100.0	100.0	99.7	98.5	27.2
<i>Item 8990 Subject A01i</i>	<i>N 2031</i>	<i>889</i>	<i>1048</i>	<i>1394</i>	<i>198</i>	<i>430</i>	<i>509</i>	<i>691</i>	<i>400</i>	<i>1601</i>	<i>383</i>	<i>972</i>	<i>483</i>	<i>198</i>	<i>334</i>	<i>21</i>
D06J: Other narcotics?																
1. Yes	2.1	2.9	1.0	2.3	0.4	2.3	1.4	2.3	2.6	1.9	2.6	-	-	1.7	12.4	18.9
2. No	3.7	3.1	3.0	3.8	1.5	3.6	4.3	2.9	4.2	3.0	5.4	-	-	2.1	20.5	55.8
8. Haven't used in last 12 months	94.2	94.0	96.0	93.9	98.1	94.1	94.4	94.8	93.2	95.0	92.0	100.0	100.0	96.1	67.1	25.3
<i>Item 9000 Subject A01i</i>	<i>N 1933</i>	<i>833</i>	<i>999</i>	<i>1321</i>	<i>199</i>	<i>400</i>	<i>488</i>	<i>663</i>	<i>381</i>	<i>1520</i>	<i>364</i>	<i>970</i>	<i>480</i>	<i>172</i>	<i>269</i>	<i>19</i>
D07: How likely is it that you will use marijuana in the next 12 months?																
1. Definitely will—GO TO Q.D09	12.1	14.9	9.5	13.7	5.3	16.7	14.6	8.3	11.0	11.2	15.4	1.2	12.5	22.5	34.6	68.4
2. Probably will—GO TO Q.D09	12.8	11.6	13.4	14.7	6.9	17.2	15.0	10.0	10.6	12.6	13.3	1.6	23.4	24.8	25.2	13.8
3. Probably will not	15.1	16.9	14.3	15.2	13.5	15.5	13.2	13.2	20.3	15.0	15.4	10.3	25.1	15.7	15.8	4.1
4. Definitely will not	60.0	56.6	62.9	56.4	74.3	50.6	57.3	68.5	58.1	61.3	55.9	86.9	39.0	37.0	24.3	13.7
<i>Item 9010 Subject A04a</i>	<i>N 2190</i>	<i>941</i>	<i>1146</i>	<i>1465</i>	<i>236</i>	<i>447</i>	<i>545</i>	<i>761</i>	<i>437</i>	<i>1721</i>	<i>416</i>	<i>1074</i>	<i>497</i>	<i>220</i>	<i>348</i>	<i>23</i>

QUESTIONNAIRE FORM 3 2003	TOTAL	SEX		RACE		REGION				COLLEGE PLANS?		ILLICIT DRUG USE: LIFETIME					
		M	F	White	Black	NE	NC	S	W	Yes	No	None	Mari- juana Only	Few Pills	More Pills	Any Her- oin	
<i>N (Weighted No. of Cases):</i>	2523	1085	1252	1612	288	534	610	868	512	1865	484	1171	578	246	411	31	
<i>% of Weighted Total:</i>	100.0	43.0	49.6	63.9	11.4	21.2	24.2	34.4	20.3	73.9	19.2	46.4	22.9	9.7	16.3	1.2	
D08: Here are some reasons people give for not using marijuana, or for stopping use. Please tell us which reasons are true for you. (Mark all that apply.)																	
A. Concerned about possible psychological damage	59.2	53.4	63.7	57.8	59.2	66.7	58.0	58.3	55.6	61.8	48.9	67.3	43.3	50.6	46.1	43.6	
B. Concerned about possible physical damage	56.9	53.0	60.9	56.5	59.8	55.8	59.1	58.0	53.8	59.5	46.2	63.9	46.9	47.9	38.2	43.6	
C. Concerned about getting arrested	54.6	57.1	53.0	57.8	48.4	58.3	55.0	56.9	46.9	56.0	50.1	57.1	49.3	55.7	50.8	43.6	
D. Concerned about becoming addicted to marijuana	49.4	42.8	54.6	47.9	53.5	47.6	47.0	53.3	46.4	50.5	45.3	55.6	37.0	42.3	37.4	43.6	
E. It's against my beliefs	47.2	40.1	52.9	49.7	47.3	44.2	46.6	52.3	41.4	49.6	38.0	58.4	25.0	33.6	24.8	23.1	
F. Concerned about loss of energy or ambition	37.4	38.2	36.6	37.5	39.2	40.2	36.9	37.2	36.1	38.6	34.2	40.4	31.6	32.2	34.3	23.1	
G. Concerned about possible loss of control of myself	48.8	40.9	54.3	47.9	49.0	50.6	47.9	48.4	48.8	51.3	39.3	54.8	35.4	39.7	42.8	43.6	
H. It might lead to stronger drugs	52.1	47.4	55.8	52.8	52.7	49.3	48.5	55.8	51.7	54.1	45.3	57.9	39.9	42.0	45.1	43.6	
I. Not enjoyable, I didn't like it	25.3	24.2	25.5	24.1	29.9	29.4	23.5	23.0	27.6	24.7	27.4	17.6	43.3	36.1	32.7	23.1	
J. My parents would disapprove	60.8	55.1	64.6	61.6	58.1	60.2	59.5	62.6	59.5	62.8	53.9	65.1	57.3	47.2	49.9	43.6	
K. My husband/wife (or boyfriend/girlfriend) would disapprove	32.1	28.6	34.4	33.3	33.2	35.1	33.2	33.2	26.1	32.2	33.3	32.9	28.5	25.9	39.1	43.6	
L. I don't like being with the people who use it	38.6	34.3	42.1	39.3	40.9	41.7	35.6	40.7	35.3	39.4	35.3	45.5	27.4	29.7	20.4	37.4	
M. My friends don't use it	35.3	28.1	39.9	35.7	36.5	37.7	32.8	36.6	33.6	37.2	27.1	41.3	23.8	32.1	20.5	20.5	
N. I might have a bad trip	20.6	18.4	22.3	20.8	19.1	19.0	18.0	20.8	24.4	22.0	16.2	22.4	16.9	18.1	19.2	20.5	
O. Too expensive	25.3	29.1	22.5	30.4	12.0	29.6	24.9	22.5	26.9	26.0	23.3	25.7	24.7	26.3	24.4	23.1	
P. Not available	6.6	7.5	5.5	7.0	7.2	7.6	6.7	6.2	6.5	6.8	6.6	8.2	5.0	1.6	3.7	-	
Q. Don't feel like getting high	65.8	64.0	66.5	67.2	57.9	67.2	66.0	62.6	70.0	66.4	64.0	67.9	62.2	65.7	59.9	83.1	
<i>Item 9020-9180 Subject A06b</i>	<i>N†</i>	1576	664	845	1013	186	293	357	595	331	1255	286	1008	297	108	139	4
D09A: Has your use of alcohol ever caused any of the following problems for you?																	
Responses to this set of questions are not included because of complexities in the presentation and interpretation of the data.																	
<i>Item 9190-9350 Subject A07b</i>	<i>N</i>																
D09M: Has your use of marijuana ever caused any of the following problems for you?																	
Responses to this set of questions are not included because of complexities in the presentation and interpretation of the data.																	
<i>Item 9360-9520 Subject A07b</i>	<i>N</i>																
D09O: Has your use of other drugs ever caused any of the following problems for you?																	
Responses to this set of quesitons are not included because of complexities in the presentation and interpretation of the data.																	
<i>Item 9530-9690 Subject A07b</i>	<i>N</i>																
E01: How many of your friends would you estimate . . .																	
E01A: Smoke cigarettes?																	
1. None	16.0	12.1	19.3	10.4	41.2	17.5	10.8	18.4	16.8	17.1	11.9	24.0	11.7	8.2	4.9	-	
2. A few	35.7	35.8	36.3	37.4	27.6	35.2	35.5	31.2	44.2	36.8	32.7	42.1	34.5	30.9	24.1	16.7	
3. Some	29.2	33.9	25.2	30.8	21.4	30.4	29.7	29.2	27.1	29.8	26.9	26.4	33.2	31.2	31.0	11.3	
4. Most	17.9	17.4	18.0	20.3	8.7	15.2	22.8	19.9	11.5	15.7	25.1	6.8	20.0	29.4	37.2	55.3	
5. All	1.2	0.9	1.2	1.1	1.2	1.8	1.2	1.3	0.3	0.6	3.4	0.7	0.6	0.4	2.8	16.6	
<i>Item 7070 Subject A02a</i>	<i>N</i>	2248	968	1168	1510	241	471	545	785	448	1755	436	1067	520	223	374	29

†=excludes respondents for whom question was inappropriate.

MONITORING THE FUTURE

QUESTIONNAIRE FORM 3 2003	TOTAL	SEX		RACE		REGION				COLLEGE PLANS?		ILLICIT DRUG USE: LIFETIME				
		M	F	White	Black	NE	NC	S	W	Yes	No	None	Mari- juana Only	Few Pills	More Pills	Any Her- oin
<i>N (Weighted No. of Cases):</i>	2523	1085	1252	1612	288	534	610	868	512	1865	484	1171	578	246	411	31
<i>% of Weighted Total:</i>	100.0	43.0	49.6	63.9	11.4	21.2	24.2	34.4	20.3	73.9	19.2	46.4	22.9	9.7	16.3	1.2
E01B: Smoke marijuana (pot, weed) or hashish?																
1. None	19.1	15.6	21.5	15.8	31.0	15.1	16.9	23.9	17.8	19.4	18.4	31.6	7.9	10.8	5.5	2.5
2. A few	34.5	36.2	33.8	36.0	29.9	32.5	37.0	34.4	34.0	34.0	37.4	44.6	31.7	24.9	17.6	5.9
3. Some	26.7	27.5	25.8	28.0	19.1	24.0	29.3	25.2	29.0	28.1	21.7	18.9	37.2	33.2	30.7	27.4
4. Most	16.6	16.9	16.5	17.6	16.7	22.7	14.4	14.5	16.4	15.7	18.7	4.4	19.3	27.5	38.9	42.1
5. All	3.1	3.8	2.4	2.7	3.3	5.8	2.5	2.1	2.9	2.7	3.8	0.7	4.0	3.7	7.3	22.0
<i>Item 7080 Subject A02a</i>	<i>N</i> 2245	969	1163	1510	241	470	545	783	447	1751	437	1064	519	223	375	28
E01C: Take "crack" cocaine?																
1. None	80.2	80.7	80.0	80.2	90.4	79.8	80.0	80.4	80.6	80.9	77.9	83.7	86.8	80.5	64.6	44.2
2. A few	15.4	16.1	14.7	16.4	4.7	16.8	15.4	14.4	15.6	15.6	14.6	13.2	10.9	16.1	25.8	33.4
3. Some	3.7	2.6	4.4	2.9	2.4	3.2	4.1	3.9	3.4	3.0	6.0	2.7	2.1	3.2	7.9	15.1
4. Most	0.2	0.1	0.4	0.3	-	0.2	0.1	0.3	0.3	0.2	0.3	*	0.1	-	0.7	2.5
5. All	0.5	0.4	0.5	0.2	2.5	0.1	0.4	1.0	0.1	0.3	1.2	0.5	-	0.1	0.9	4.7
<i>Item 7151 Subject A02a</i>	<i>N</i> 2239	967	1160	1508	238	465	544	782	447	1746	436	1062	519	221	375	28
E01D: Take cocaine powder?																
1. None	76.9	75.8	78.1	76.0	91.3	75.4	79.3	76.3	76.9	78.0	73.7	85.0	86.3	75.3	47.7	13.1
2. A few	16.6	18.9	15.1	18.1	3.7	19.1	15.2	16.5	16.0	17.0	14.8	11.9	12.2	17.3	33.5	42.4
3. Some	5.5	4.2	5.8	5.2	2.5	4.4	5.1	6.0	6.4	4.4	9.7	2.6	1.4	7.4	16.8	26.0
4. Most	0.5	0.6	0.4	0.5	0.3	1.0	0.1	0.3	0.6	0.4	0.6	*	0.1	-	1.0	13.5
5. All	0.5	0.4	0.5	0.2	2.2	0.1	0.4	0.9	0.1	0.3	1.2	0.5	-	-	0.9	5.0
<i>Item 23990 Subject A02a</i>	<i>N</i> 2228	962	1154	1500	236	464	543	779	442	1739	433	1053	517	222	374	28
E01E: Drink alcoholic beverages (liquor, beer, wine)?																
1. None	10.4	10.7	9.6	7.8	21.1	11.5	6.5	12.4	10.6	10.2	10.7	14.5	8.2	7.0	3.1	-
2. A few	12.2	11.6	13.0	10.3	17.9	11.6	10.6	13.3	13.1	12.2	13.6	18.1	8.6	5.9	5.4	8.8
3. Some	20.0	19.3	20.3	19.6	24.8	15.9	17.7	23.0	22.0	20.7	17.5	26.1	16.7	18.0	8.3	11.0
4. Most	37.2	36.7	38.1	40.7	21.2	36.8	42.7	34.0	36.7	37.8	36.2	31.7	42.5	42.8	43.9	28.3
5. All	20.1	21.6	19.0	21.6	15.0	24.1	22.6	17.3	17.6	19.1	22.1	9.6	24.1	26.3	39.4	51.9
<i>Item 7190 Subject A02a</i>	<i>N</i> 2238	964	1161	1504	238	468	544	779	447	1745	436	1063	518	223	371	28
E01F: Get drunk at least once a week?																
1. None	22.0	19.4	23.9	16.8	40.9	19.5	16.2	25.2	25.9	22.6	20.1	30.3	17.9	14.8	8.2	5.6
2. A few	23.8	23.5	23.9	24.6	22.7	23.0	21.8	26.3	22.7	23.9	24.7	28.2	23.6	22.3	14.1	5.9
3. Some	24.9	25.2	24.8	26.2	19.0	20.1	27.2	23.5	29.3	24.7	24.7	25.1	23.3	27.8	23.9	31.6
4. Most	21.2	21.9	21.0	24.1	11.6	25.1	25.4	18.4	17.0	21.5	19.4	13.9	24.6	27.7	32.9	38.8
5. All	8.1	10.0	6.4	8.2	5.8	12.2	9.4	6.5	5.1	7.3	11.1	2.5	10.6	7.5	21.0	18.0
<i>Item 7200 Subject A02a</i>	<i>N</i> 2232	962	1159	1501	239	462	542	781	448	1741	435	1062	517	220	370	28
E02: If you have smoked one or more cigarettes in the last 30 days, please answer this question. If not, skip to Q.E03.																

* = less than .05 percent.

DESCRIPTIVE RESULTS: 2003

155

QUESTIONNAIRE FORM 3 2003	TOTAL	SEX		RACE		REGION				COLLEGE PLANS?		ILLICIT DRUG USE: LIFETIME					
		M	F	White	Black	NE	NC	S	W	Yes	No	None	Mari- juana Only	Few Pills	More Pills	Any Her- oin	
<i>N (Weighted No. of Cases):</i>	2523	1085	1252	1612	288	534	610	868	512	1865	484	1171	578	246	411	31	
<i>% of Weighted Total:</i>	100.0	43.0	49.6	63.9	11.4	21.2	24.2	34.4	20.3	73.9	19.2	46.4	22.9	9.7	16.3	1.2	
What brand of cigarettes do you usually smoke? (Brands are in alphabetical order. Mark only one)																	
01. Basic	0.9	0.5	1.3	0.7	10.1	1.5	-	1.7	-	0.5	1.8	2.0	2.0	-	-	-	
02. Benson & Hedges	0.2	0.4	-	0.2	-	-	-	0.6	-	-	0.6	-	-	-	0.5	-	
03. Black & Whites	0.5	1.0	-	0.5	-	-	0.4	0.7	0.5	0.6	0.2	-	-	0.9	0.9	-	
04. Cambridge	0.1	0.3	-	0.2	-	0.7	-	-	-	0.2	-	-	-	1.0	-	-	
05. Camel	16.7	19.1	14.5	18.1	-	11.5	23.1	11.5	22.9	15.3	21.3	18.0	15.6	12.8	20.6	6.0	
06. Capri	0.2	-	0.4	0.3	-	-	-	-	1.4	0.3	-	-	0.3	-	0.4	-	
07. Carlton	-	-	-	-	-	-	-	-	-	-	-	-	-	-	-	-	
08. Doral	0.1	-	0.1	0.1	-	-	-	0.2	-	0.1	-	-	-	-	0.2	-	
09. GPC	0.2	0.5	-	0.3	-	-	-	0.7	-	-	0.8	1.5	-	-	-	-	
10. Kent	-	-	-	-	-	-	-	-	-	-	-	-	-	-	-	-	
11. Kool	0.3	-	-	-	-	-	-	0.9	-	0.5	-	-	-	-	0.8	-	
12. Marlboro	53.8	48.4	59.2	55.6	18.0	47.3	57.1	60.8	40.6	55.9	50.7	52.8	47.4	57.3	60.5	44.8	
13. Merit	0.2	-	0.3	0.2	-	-	0.6	-	-	0.2	-	-	0.6	-	-	-	
14. Misty	-	-	-	-	-	-	-	-	-	-	-	-	-	-	-	-	
15. Monarch	0.2	-	0.4	0.3	-	-	0.7	-	-	-	0.7	1.4	-	-	-	-	
16. More	-	-	-	-	-	-	-	-	-	-	-	-	-	-	-	-	
17. Newport	8.6	5.7	10.0	5.5	53.9	15.0	4.9	10.2	3.5	5.7	11.7	2.2	15.0	11.2	3.1	29.3	
18. Pall Mall	-	-	-	-	-	-	-	-	-	-	-	-	-	-	-	-	
19. Parliament	6.7	10.8	3.8	7.5	-	18.5	3.2	1.9	8.3	8.2	1.9	1.1	7.3	7.0	5.4	6.8	
20. Salem	0.3	0.8	-	0.4	-	-	-	1.0	-	-	1.1	2.2	-	-	-	-	
21. Vantage	-	-	-	-	-	-	-	-	-	-	-	-	-	-	-	-	
22. Viginia Slims	0.7	-	1.4	0.8	-	-	1.4	0.7	0.3	0.7	0.8	2.9	0.1	1.6	-	-	
23. Winston	0.5	0.6	0.6	0.4	-	-	-	0.7	1.9	0.8	-	1.6	1.0	-	-	-	
24. Other	3.9	5.2	3.1	2.9	13.3	4.1	1.2	3.3	9.8	4.5	2.9	8.1	1.4	7.1	1.9	13.1	
25. No usual brand	5.9	6.6	4.8	6.0	4.8	1.5	7.3	5.2	10.7	6.4	5.6	6.1	9.3	1.2	5.5	-	
<i>Item 30065 Subject A011</i>	<i>N†</i>	<i>480</i>	<i>213</i>	<i>240</i>	<i>388</i>	<i>15</i>	<i>99</i>	<i>142</i>	<i>164</i>	<i>75</i>	<i>316</i>	<i>148</i>	<i>73</i>	<i>137</i>	<i>72</i>	<i>173</i>	<i>17</i>
E03: There has been talk about shortages of energy, food, and raw materials in this country. Do you think that in the coming years we will have plenty to meet our needs, a sufficient amount, or will we have to consume less?																	
1. Plenty to meet our needs	19.8	27.9	12.4	22.0	18.4	21.2	21.2	20.0	16.1	19.1	21.9	20.5	22.1	12.6	18.4	20.9	
2. A sufficient amount	53.9	50.7	57.5	53.8	51.6	56.1	51.8	53.9	54.0	53.9	55.4	54.0	52.5	58.5	53.9	46.5	
3. Will have to consume less	26.4	21.4	30.1	24.2	30.0	22.7	27.0	26.0	30.0	27.0	22.7	25.5	25.4	28.9	27.7	32.6	
<i>Item 9750 Subject F05</i>	<i>N</i>	<i>2156</i>	<i>933</i>	<i>1120</i>	<i>1465</i>	<i>213</i>	<i>455</i>	<i>522</i>	<i>743</i>	<i>436</i>	<i>1683</i>	<i>427</i>	<i>1017</i>	<i>501</i>	<i>216</i>	<i>364</i>	<i>26</i>
E04: The questions in this section deal with population problems. How much do you agree or disagree with each statement?																	
E04A: Our government should help other countries to control their population																	
1. Disagree	24.2	30.3	19.4	25.7	23.0	27.9	26.1	22.6	20.7	23.8	24.7	22.8	24.6	24.2	25.9	30.7	
2. Mostly disagree	17.2	16.0	18.3	18.4	14.9	15.0	19.9	17.3	15.9	18.3	12.3	18.0	17.7	14.1	17.3	7.2	
3. Neither	34.3	29.8	38.6	33.7	30.0	31.9	32.9	33.9	39.1	34.6	33.9	35.9	32.8	38.6	29.9	36.2	
4. Mostly agree	16.0	14.7	16.9	14.9	19.3	15.7	14.9	17.4	15.3	15.2	19.4	14.5	16.8	18.1	17.5	10.3	
5. Agree	8.4	9.3	6.8	7.4	12.8	9.5	6.2	8.8	9.0	8.1	9.7	8.7	8.0	4.9	9.4	15.6	
<i>Item 9760 Subject E01, H02</i>	<i>N</i>	<i>2179</i>	<i>943</i>	<i>1127</i>	<i>1473</i>	<i>226</i>	<i>459</i>	<i>532</i>	<i>752</i>	<i>435</i>	<i>1700</i>	<i>430</i>	<i>1033</i>	<i>508</i>	<i>211</i>	<i>366</i>	<i>27</i>
E04B: Governments should avoid making policy about population and let the individual decide																	
1. Disagree	10.7	14.5	7.4	10.6	11.3	10.5	10.0	9.4	14.2	10.2	11.2	10.3	10.0	7.9	12.4	21.3	
2. Mostly disagree	17.4	18.0	17.0	18.7	16.6	13.1	19.1	17.7	19.4	17.9	16.0	16.7	16.8	21.4	18.4	13.1	
3. Neither	39.5	34.5	44.2	39.6	31.9	43.9	41.4	36.6	37.7	38.1	45.8	38.5	42.4	43.2	37.3	44.5	
4. Mostly agree	19.7	18.1	21.4	19.4	22.4	20.2	16.6	21.9	19.3	20.9	16.0	22.4	18.0	18.6	16.7	5.8	
5. Agree	12.7	15.0	10.0	11.7	17.8	12.4	13.0	14.4	9.5	12.8	11.0	12.1	12.9	8.9	15.1	15.4	
<i>Item 9770 Subject E01, H02</i>	<i>N</i>	<i>2173</i>	<i>943</i>	<i>1123</i>	<i>1472</i>	<i>226</i>	<i>457</i>	<i>532</i>	<i>750</i>	<i>435</i>	<i>1699</i>	<i>425</i>	<i>1032</i>	<i>507</i>	<i>211</i>	<i>363</i>	<i>26</i>

†=excludes respondents for whom question was inappropriate.

QUESTIONNAIRE FORM 3 2003	TOTAL	SEX		RACE		REGION				COLLEGE PLANS?		ILLICIT DRUG USE: LIFETIME				
		M	F	White	Black	NE	NC	S	W	Yes	No	None	Mari- juana Only	Few Pills	More Pills	Any Her- oin
<i>N (Weighted No. of Cases):</i>	2523	1085	1252	1612	288	534	610	868	512	1865	484	1171	578	246	411	31
<i>% of Weighted Total:</i>	100.0	43.0	49.6	63.9	11.4	21.2	24.2	34.4	20.3	73.9	19.2	46.4	22.9	9.7	16.3	1.2
E04C: I feel strongly enough about preventing overpopulation that I'd be willing to limit my family to two children																
1. Disagree	23.2	23.8	22.2	22.6	28.3	24.0	21.4	26.1	19.7	24.2	18.1	24.8	23.2	16.2	21.1	30.1
2. Mostly disagree	11.3	10.9	11.6	11.4	12.7	12.2	12.5	10.8	9.9	11.8	10.4	11.5	10.6	15.0	9.1	4.6
3. Neither	40.1	36.1	43.8	39.7	33.6	40.2	41.9	38.7	40.0	39.7	41.9	39.8	40.0	45.6	39.0	46.8
4. Mostly agree	12.5	15.5	10.8	13.5	13.6	11.3	10.7	13.1	15.1	12.0	14.4	12.0	14.8	14.1	11.1	5.4
5. Agree	12.8	13.7	11.6	12.9	11.8	12.2	13.5	11.4	15.3	12.3	15.3	11.9	11.4	9.1	19.6	13.1
<i>Item 9780 Subject E01</i>	<i>N</i> 2173	940	1124	1470	223	456	530	750	436	1699	426	1030	508	211	362	27
E05: How important is each of the following for being looked up to or having high status in your school?																
E05A: Coming from the right family																
1. No importance	21.9	24.1	20.3	20.9	22.3	24.5	15.7	20.2	30.0	20.8	24.9	22.5	24.4	13.8	19.8	19.9
2. Little importance	19.2	18.3	20.5	20.0	16.0	19.3	17.1	19.4	21.6	20.0	16.5	19.1	19.7	21.8	17.2	23.5
3. Moderate importance	26.9	26.6	27.6	27.4	23.7	24.4	30.2	27.8	23.7	27.3	25.5	26.9	25.8	35.0	24.3	18.4
4. Great importance	17.3	17.4	17.7	18.9	15.8	16.7	21.0	17.6	13.0	17.9	15.5	16.7	16.7	19.8	19.2	11.0
5. Very great importance	14.6	13.6	13.9	12.8	22.2	15.1	16.1	15.0	11.8	13.9	17.7	14.8	13.3	9.6	19.5	27.3
<i>Item 13580 Subject B04</i>	<i>N</i> 2157	927	1126	1458	230	450	530	750	427	1689	419	1029	501	211	356	25
E05B: Being a leader in student activities																
1. No importance	12.4	15.2	9.7	12.3	7.3	13.8	8.5	12.3	16.0	10.7	19.2	9.3	13.7	10.7	17.5	39.8
2. Little importance	16.1	15.8	16.3	16.9	15.5	18.9	13.6	13.6	20.7	16.2	15.5	15.2	16.3	17.1	18.1	10.4
3. Moderate importance	34.0	34.3	33.6	35.4	26.5	32.5	38.4	34.0	30.3	34.6	31.6	35.1	35.6	36.4	29.0	20.5
4. Great importance	25.4	24.5	26.8	25.9	28.6	23.6	29.1	25.9	21.8	25.8	25.1	27.1	22.7	27.4	24.3	13.3
5. Very great importance	12.1	10.2	13.6	9.5	22.2	11.3	10.4	14.2	11.2	12.8	8.6	13.3	11.7	8.4	11.1	15.9
<i>Item 13590 Subject B04, M05</i>	<i>N</i> 2157	925	1128	1456	231	449	530	748	430	1686	421	1029	501	208	358	25
E05C: Having a nice car																
1. No importance	19.6	17.3	21.3	17.2	21.1	21.6	16.1	19.6	22.0	19.3	20.3	19.9	20.1	16.1	16.4	38.1
2. Little importance	21.4	20.0	23.2	22.1	21.7	22.8	21.1	21.4	20.2	22.3	18.2	20.9	22.5	28.7	19.7	-
3. Moderate importance	29.1	30.3	28.0	30.0	29.2	29.5	31.8	27.5	28.0	30.0	25.2	31.6	28.8	25.5	26.1	25.0
4. Great importance	19.3	21.9	17.6	21.2	14.2	17.4	20.4	20.1	18.5	18.4	23.5	18.6	19.1	22.5	20.7	12.1
5. Very great importance	10.6	10.4	9.9	9.5	13.7	8.6	10.5	11.3	11.3	9.9	12.8	9.0	9.5	7.2	17.0	24.7
<i>Item 13600 Subject B04, F01</i>	<i>N</i> 2156	923	1128	1457	227	447	530	749	430	1687	417	1029	497	212	357	25
E05D: Getting good grades																
1. No importance	10.2	13.8	7.5	11.1	4.5	12.0	6.7	10.0	13.0	9.1	13.5	9.4	9.0	8.5	12.9	22.3
2. Little importance	15.5	17.3	14.6	18.4	8.1	14.9	13.7	13.3	22.1	15.6	15.6	15.6	14.1	17.1	16.6	23.3
3. Moderate importance	32.8	32.2	33.2	35.2	27.2	34.4	37.1	31.5	28.0	33.6	31.9	32.3	37.9	36.1	27.8	18.5
4. Great importance	22.3	20.6	23.9	21.3	24.6	21.2	22.4	23.6	20.9	22.0	23.0	22.2	22.3	23.5	22.0	19.7
5. Very great importance	19.3	16.1	20.8	14.0	35.7	17.5	20.0	21.7	16.0	19.7	16.0	20.5	16.7	14.8	20.7	16.2
<i>Item 13610 Subject B04</i>	<i>N</i> 2154	923	1126	1452	230	447	530	750	427	1688	415	1029	495	212	358	25
E05E: Being a good athlete																
1. No importance	9.9	9.7	9.3	9.0	9.9	11.6	5.8	11.5	10.3	9.0	12.7	8.8	7.6	9.3	11.9	36.0
2. Little importance	9.2	8.5	10.1	7.9	10.5	5.5	7.6	11.1	11.7	8.2	14.3	9.0	9.3	9.1	9.8	7.8
3. Moderate importance	26.4	27.0	26.1	26.5	23.8	28.3	25.3	27.6	23.5	26.3	27.1	25.3	27.2	29.0	27.9	15.4
4. Great importance	30.7	28.7	32.1	33.9	25.9	27.8	35.0	28.8	31.6	32.1	25.3	30.4	31.6	34.1	30.1	13.6
5. Very great importance	23.9	26.1	22.5	22.6	29.8	26.8	26.3	21.0	23.0	24.4	20.7	26.5	24.2	18.6	20.3	27.2
<i>Item 13620 Subject B04</i>	<i>N</i> 2152	924	1123	1454	229	447	527	752	426	1684	417	1029	497	211	354	25
E05F: Knowing a lot about intellectual matters																
1. No importance	15.1	16.4	14.7	16.3	7.3	14.8	11.9	14.8	20.1	13.6	21.1	14.1	14.4	12.2	16.3	34.9
2. Little importance	24.2	23.5	25.4	26.8	19.7	22.0	27.8	21.6	26.6	25.2	20.8	27.2	20.0	26.6	22.2	17.7
3. Moderate importance	33.8	33.3	33.8	34.1	31.0	36.1	36.6	31.9	31.2	34.3	33.0	31.5	41.8	33.5	31.0	20.4
4. Great importance	16.9	16.4	17.8	15.6	21.0	17.1	16.4	18.9	14.1	17.0	17.0	17.3	13.7	21.4	18.0	13.4
5. Very great importance	9.9	10.4	8.3	7.2	21.0	9.9	7.2	12.8	8.1	9.9	8.1	9.9	10.0	6.3	12.5	13.8
<i>Item 13630 Subject B04</i>	<i>N</i> 2149	924	1120	1454	230	442	530	751	426	1684	415	1028	498	206	356	25

QUESTIONNAIRE FORM 3 2003	TOTAL	SEX		RACE		REGION				COLLEGE PLANS?		ILLICIT DRUG USE: LIFETIME				
		M	F	White	Black	NE	NC	S	W	Yes	No	None	Mari- juana Only	Few Pills	More Pills	Any Her- oin
<i>N (Weighted No. of Cases):</i>	2523	1085	1252	1612	288	534	610	868	512	1865	484	1171	578	246	411	31
<i>% of Weighted Total:</i>	100.0	43.0	49.6	63.9	11.4	21.2	24.2	34.4	20.3	73.9	19.2	46.4	22.9	9.7	16.3	1.2
E05G: Planning to go to college																
1. No importance	12.5	15.0	10.8	13.7	5.8	14.9	8.2	11.2	17.8	10.8	18.8	11.9	13.2	7.6	12.6	32.1
2. Little importance	15.6	16.8	14.5	17.3	10.1	11.5	15.7	15.4	20.1	15.8	15.6	15.4	14.4	18.5	18.1	7.0
3. Moderate importance	27.1	28.9	25.8	28.5	20.5	25.7	29.3	25.8	28.0	26.9	27.6	27.5	28.2	26.4	24.9	29.7
4. Great importance	20.8	18.4	22.9	21.1	23.7	21.9	24.6	21.3	13.8	20.6	22.5	19.3	22.6	22.4	22.4	7.4
5. Very great importance	24.0	20.8	26.0	19.4	39.9	26.1	22.2	26.2	20.3	25.9	15.5	25.8	21.6	25.2	22.1	23.8
<i>Item 13640 Subject B04</i>	<i>N</i> 2152	925	1122	1456	230	444	529	751	428	1686	415	1029	499	206	358	25
E06: How about using drugs (other than marijuana or alcohol)—does that cause a student to be looked up to or looked down on?																
E06A: Among the majority of students in my school, such drug use is . . .																
1. Looked down on a lot	14.9	15.7	13.5	14.0	18.6	11.9	15.2	18.8	10.9	14.2	16.3	15.6	14.2	20.2	9.8	11.0
2. Looked down on some	17.6	17.5	17.1	19.3	16.0	15.0	17.5	19.0	18.1	17.3	18.8	16.6	18.9	17.0	19.1	18.0
3. Neither, or mixed	56.1	56.0	57.0	56.0	50.2	57.5	55.2	52.4	62.1	56.9	54.2	56.0	55.2	50.5	61.7	59.7
4. Looked up to some	8.9	8.2	9.8	8.8	11.4	12.1	9.8	7.8	6.1	9.4	7.2	9.0	10.4	9.6	6.9	-
5. Looked up to a lot	2.5	2.7	2.6	2.0	3.8	3.5	2.3	2.0	2.7	2.2	3.6	2.9	1.3	2.7	2.5	11.4
<i>Item 13650 Subject A12b</i>	<i>N</i> 2130	910	1118	1450	226	439	525	743	423	1664	415	1016	489	211	355	24
E06B: Among my own group of friends, such drug use is . . .																
1. Looked down on a lot	33.0	30.8	34.8	32.5	35.3	32.0	30.7	37.7	28.7	34.5	26.8	43.9	29.2	23.6	12.4	17.0
2. Looked down on some	16.4	15.9	16.9	17.8	13.0	14.3	16.4	16.9	17.7	16.5	15.9	16.9	17.5	18.0	12.7	11.4
3. Neither, or mixed	43.5	45.3	41.8	42.5	44.4	44.3	45.0	39.3	48.1	43.2	46.1	36.2	46.7	46.3	59.2	47.9
4. Looked up to some	5.2	6.3	4.7	5.3	4.9	7.3	5.1	4.5	4.4	4.7	6.3	2.3	5.8	9.7	10.2	5.3
5. Looked up to a lot	1.9	1.8	1.9	2.0	2.4	2.1	2.8	1.6	1.1	1.1	4.9	0.7	0.8	2.4	5.5	18.4
<i>Item 13660 Subject A12b</i>	<i>N</i> 2130	907	1117	1451	224	442	525	741	422	1662	416	1017	488	211	355	26
E06C: My own feeling about such drug use is that . . .																
1. I look down on it a lot	47.2	43.9	50.8	46.6	51.0	44.2	45.1	52.9	43.0	48.8	39.2	64.8	40.6	34.9	15.7	9.5
2. I look down on it some	16.4	15.5	17.4	17.4	13.9	14.9	17.2	15.5	18.3	17.4	12.6	13.7	19.6	17.5	19.6	20.4
3. Neither, or mixed	33.6	37.0	29.4	32.9	31.6	38.8	33.4	28.9	36.4	31.5	42.9	21.0	36.6	45.4	56.1	56.2
4. I look up to it some	2.1	2.8	1.6	2.4	2.5	1.0	3.8	1.8	1.9	1.9	3.4	0.3	2.5	1.9	6.7	4.9
5. I look up to it a lot	0.7	0.7	0.8	0.7	0.9	1.1	0.6	0.9	0.4	0.4	1.9	0.2	0.6	0.3	1.9	9.0
<i>Item 13670 Subject A11c</i>	<i>N</i> 2117	899	1115	1438	223	438	523	737	418	1656	410	1013	485	211	351	23
E07: About how many hours a week do you spend using a computer . . .																
E07A: . . . doing school work?																
1. None	12.4	16.0	9.5	12.4	13.1	10.1	11.2	16.0	10.1	9.3	23.9	10.9	13.0	12.1	16.2	21.9
2. Less than 1 hour	23.0	24.7	21.9	24.5	18.9	21.4	21.6	24.1	24.4	22.2	24.6	20.7	25.6	29.3	21.3	21.4
3. 1-2 hours	32.8	28.8	35.9	32.4	30.1	32.6	35.4	29.9	35.0	34.4	28.1	35.7	30.9	32.6	29.3	19.7
4. 3-5 hours	19.5	16.4	21.7	19.1	21.5	20.6	21.0	17.6	19.9	20.9	15.3	21.2	17.2	17.4	19.1	14.4
5. 6-9 hours	7.1	7.1	7.2	7.3	9.4	7.6	6.8	8.2	5.0	8.0	4.1	7.5	7.3	5.1	7.3	4.9
6. 10-19 hours	3.0	3.4	2.7	2.3	2.8	4.4	3.0	2.0	3.1	3.0	2.0	2.3	3.6	3.5	3.2	12.4
7. 20 or more	2.2	3.5	1.0	1.9	4.3	3.3	1.0	2.1	2.5	2.2	2.0	1.7	2.4	-	3.6	5.3
<i>Item 29930 Subject B01, C09</i>	<i>N</i> 2161	920	1134	1451	232	444	528	756	433	1693	417	1032	498	212	360	25
E07B: . . . at your job, if you have one?																
1. None	72.8	75.0	71.8	72.3	72.6	75.1	72.5	71.7	72.7	72.9	71.2	74.9	74.8	66.8	68.0	58.7
2. Less than 1 hour	8.1	7.3	7.9	8.2	8.4	8.0	7.3	7.6	10.0	8.3	7.5	8.4	6.7	12.0	6.9	10.6
3. 1-2 hours	4.7	4.7	4.7	4.6	5.6	5.9	5.1	4.5	3.5	4.1	7.0	4.4	4.4	4.7	6.1	8.1
4. 3-5 hours	3.9	3.9	3.9	3.7	4.0	3.2	3.3	4.7	3.6	4.0	3.8	4.1	3.8	4.5	3.4	3.2
5. 6-9 hours	2.8	2.7	2.7	2.8	4.1	2.5	2.4	3.0	3.3	3.1	1.6	2.1	2.1	5.5	3.7	5.7
6. 10-19 hours	3.9	2.7	4.8	4.4	1.8	2.3	5.8	4.0	3.0	4.0	3.7	3.4	3.6	4.5	4.9	5.3
7. 20 or more	3.9	3.6	4.1	4.1	3.6	3.0	3.6	4.5	3.9	3.5	5.1	2.6	4.5	2.0	6.9	8.5
<i>Item 29940 Subject C01, C09</i>	<i>N</i> 2064	882	1080	1397	216	429	509	720	407	1608	405	978	473	207	348	25

QUESTIONNAIRE FORM 3 2003	TOTAL	SEX		RACE		REGION				COLLEGE PLANS?		ILLICIT DRUG USE: LIFETIME				
		M	F	White	Black	NE	NC	S	W	Yes	No	None	Mari- juana Only	Few Pills	More Pills	Any Her- oin
<i>N (Weighted No. of Cases):</i>	2523	1085	1252	1612	288	534	610	868	512	1865	484	1171	578	246	411	31
<i>% of Weighted Total:</i>	100.0	43.0	49.6	63.9	11.4	21.2	24.2	34.4	20.3	73.9	19.2	46.4	22.9	9.7	16.3	1.2
E07C: . . . doing other things?																
1. None	10.7	9.7	10.2	9.4	14.9	8.6	12.2	12.0	9.0	7.8	22.9	8.5	10.7	11.5	15.5	14.6
2. Less than 1 hour	14.0	11.3	16.6	14.7	11.5	12.6	14.4	13.6	15.9	13.5	15.8	14.4	10.9	13.6	15.9	13.6
3. 1-2 hours	21.6	18.7	24.1	20.5	25.7	16.2	24.1	21.7	23.9	21.4	23.6	21.4	24.9	20.6	19.3	13.3
4. 3-5 hours	23.4	23.0	24.1	23.3	22.4	22.6	18.9	25.0	26.8	25.0	16.1	24.7	22.9	23.5	20.7	38.9
5. 6-9 hours	11.2	11.6	10.6	11.6	10.1	14.5	12.1	10.6	7.5	12.3	6.4	10.4	10.4	17.1	11.8	2.8
6. 10-19 hours	9.8	12.0	8.4	10.7	7.4	13.6	10.3	9.0	6.8	10.4	7.1	10.9	10.7	9.5	6.5	2.8
7. 20 or more	9.3	13.8	5.9	9.9	8.0	11.9	8.0	8.1	10.2	9.6	8.1	9.8	9.5	4.3	10.3	14.0
<i>Item 29950 Subject C07, C09</i>	<i>N 2152</i>	<i>915</i>	<i>1131</i>	<i>1446</i>	<i>231</i>	<i>441</i>	<i>528</i>	<i>754</i>	<i>429</i>	<i>1689</i>	<i>412</i>	<i>1026</i>	<i>497</i>	<i>212</i>	<i>358</i>	<i>25</i>
E08: The next questions are about some things which may have happened TO YOU while you were at school (inside or outside or in a school bus).																
During the LAST 12 MONTHS, how often . . .																
E08A: Has something of yours (worth under \$50) been stolen?																
1. Not at all	70.6	66.2	74.7	70.8	73.1	71.3	70.6	71.4	68.3	71.3	69.5	74.2	71.9	62.6	64.7	48.2
2. Once	19.8	21.9	17.6	20.1	16.8	18.1	19.0	19.7	22.7	20.1	17.4	17.7	20.5	25.1	21.0	24.0
3. Twice	6.4	7.4	5.7	5.8	7.2	5.5	7.3	6.1	6.5	5.5	9.3	6.1	5.3	9.1	7.6	5.9
4. 3 or 4 times	2.1	2.7	1.6	2.1	2.1	2.6	2.3	1.6	2.0	2.0	2.5	1.1	1.9	2.8	3.7	13.1
5. 5 or more times	1.2	1.8	0.4	1.1	0.8	2.4	0.7	1.2	0.5	1.0	1.4	0.9	0.3	0.4	3.0	8.8
<i>Item 9871 Subject B07, S03</i>	<i>N 2183</i>	<i>932</i>	<i>1141</i>	<i>1464</i>	<i>239</i>	<i>445</i>	<i>531</i>	<i>769</i>	<i>438</i>	<i>1702</i>	<i>424</i>	<i>1037</i>	<i>511</i>	<i>219</i>	<i>353</i>	<i>25</i>
E08B: Has something of yours (worth over \$50) been stolen?																
1. Not at all	83.5	80.8	86.3	84.7	81.4	81.8	88.3	84.1	78.5	84.5	80.3	86.4	84.5	80.3	78.9	63.2
2. Once	12.2	14.3	10.7	12.2	11.8	13.8	8.1	11.7	16.7	12.0	13.5	11.1	11.6	15.6	14.4	12.1
3. Twice	2.5	2.8	2.1	2.2	3.2	3.0	2.2	2.0	3.3	2.1	3.9	1.6	2.8	2.3	4.1	11.7
4. 3 or 4 times	1.0	1.2	0.5	0.6	2.6	0.6	0.8	1.2	1.0	0.8	1.5	0.5	0.9	1.3	1.6	1.8
5. 5 or more times	0.8	0.8	0.4	0.3	1.1	0.8	0.5	1.1	0.5	0.6	0.7	0.5	0.2	0.5	1.1	11.3
<i>Item 9872 Subject B07, S03</i>	<i>N 2180</i>	<i>932</i>	<i>1136</i>	<i>1461</i>	<i>240</i>	<i>445</i>	<i>532</i>	<i>768</i>	<i>435</i>	<i>1702</i>	<i>420</i>	<i>1036</i>	<i>510</i>	<i>218</i>	<i>351</i>	<i>25</i>
E08C: Has someone deliberately damaged your property (your car, clothing, etc.)?																
1. Not at all	77.8	71.8	82.8	77.0	81.4	78.8	79.0	78.5	74.2	78.9	74.2	80.4	82.1	73.0	69.3	63.1
2. Once	15.3	19.1	13.0	16.0	13.5	13.8	15.5	14.4	18.3	14.9	17.3	14.0	13.9	21.5	17.8	7.3
3. Twice	4.5	5.9	3.0	5.1	2.7	5.1	3.2	4.5	5.6	4.2	5.3	3.8	2.0	3.8	9.8	7.1
4. 3 or 4 times	1.4	1.7	0.9	1.4	1.3	1.7	1.5	1.5	0.8	1.3	1.8	1.2	1.6	1.6	1.0	13.7
5. 5 or more times	0.9	1.5	0.3	0.5	1.1	0.6	0.7	1.2	1.0	0.7	1.4	0.7	0.4	0.1	2.0	8.8
<i>Item 9873 Subject B07, S03</i>	<i>N 2174</i>	<i>931</i>	<i>1133</i>	<i>1460</i>	<i>238</i>	<i>443</i>	<i>530</i>	<i>766</i>	<i>434</i>	<i>1701</i>	<i>416</i>	<i>1031</i>	<i>510</i>	<i>218</i>	<i>352</i>	<i>25</i>
E08D: Has someone injured you with a weapon (like a knife, gun, or club)?																
1. Not at all	96.2	94.8	98.3	96.6	96.3	96.1	97.9	95.6	95.4	97.2	93.3	97.7	95.4	98.7	93.9	77.9
2. Once	2.2	3.1	1.3	2.2	2.3	2.4	1.4	1.9	3.3	1.5	4.7	1.7	2.9	1.3	2.8	3.7
3. Twice	0.9	1.3	0.2	0.5	0.8	0.9	0.1	1.7	0.3	0.6	1.4	0.4	1.2	-	1.0	9.9
4. 3 or 4 times	0.3	0.2	0.1	0.3	-	0.2	-	0.3	0.9	0.3	0.2	*	-	-	1.3	-
5. 5 or more times	0.5	0.6	0.2	0.4	0.5	0.5	0.6	0.5	0.2	0.4	0.4	0.1	0.5	-	1.1	8.5
<i>Item 9874 Subject B07, S03</i>	<i>N 2177</i>	<i>930</i>	<i>1136</i>	<i>1462</i>	<i>238</i>	<i>444</i>	<i>530</i>	<i>769</i>	<i>433</i>	<i>1700</i>	<i>419</i>	<i>1033</i>	<i>510</i>	<i>218</i>	<i>352</i>	<i>25</i>
E08E: Has someone threatened you with a weapon, but not actually injured you?																
1. Not at all	88.8	83.0	94.1	88.7	91.2	88.2	91.1	87.8	88.6	89.5	87.1	91.4	90.9	88.6	81.4	60.5
2. Once	6.5	9.8	4.2	7.0	4.7	6.4	5.6	6.6	7.6	6.3	6.6	4.9	5.9	8.8	10.7	12.2
3. Twice	2.0	2.7	1.0	1.8	2.6	1.7	1.0	3.2	1.6	1.8	3.2	1.2	1.8	1.7	3.8	8.1
4. 3 or 4 times	1.2	1.9	0.5	1.2	0.9	1.0	1.0	1.5	1.1	0.8	2.8	1.1	0.9	0.6	1.3	7.8
5. 5 or more times	1.4	2.7	0.2	1.3	0.7	2.7	1.3	0.9	1.1	1.5	0.4	1.3	0.6	0.3	2.9	11.3
<i>Item 9875 Subject B07, S03</i>	<i>N 2172</i>	<i>928</i>	<i>1134</i>	<i>1460</i>	<i>238</i>	<i>441</i>	<i>531</i>	<i>768</i>	<i>433</i>	<i>1695</i>	<i>419</i>	<i>1033</i>	<i>509</i>	<i>215</i>	<i>352</i>	<i>25</i>

* = less than .05 percent.

DESCRIPTIVE RESULTS: 2003

159

QUESTIONNAIRE FORM 3 2003	TOTAL	SEX		RACE		REGION				COLLEGE PLANS?		ILLICIT DRUG USE: LIFETIME				
		M	F	White	Black	NE	NC	S	W	Yes	No	None	Mari- juana Only	Few Pills	More Pills	Any Her- oin
<i>N (Weighted No. of Cases):</i>	2523	1085	1252	1612	288	534	610	868	512	1865	484	1171	578	246	411	31
<i>% of Weighted Total:</i>	100.0	43.0	49.6	63.9	11.4	21.2	24.2	34.4	20.3	73.9	19.2	46.4	22.9	9.7	16.3	1.2
E08F: Has someone injured you on purpose without using a weapon?																
1. Not at all	89.7	87.9	91.6	90.1	91.4	88.6	91.1	90.4	87.6	90.1	88.9	91.8	90.2	88.7	85.3	61.8
2. Once	6.0	6.7	5.2	6.1	4.5	6.8	4.9	5.5	7.3	6.3	5.4	5.5	5.3	8.0	7.0	11.4
3. Twice	2.3	2.7	2.0	2.1	1.3	2.8	1.7	1.6	3.7	2.0	3.5	1.4	2.2	1.5	4.6	11.7
4. 3 or 4 times	0.8	1.0	0.6	0.5	1.6	0.3	1.1	0.8	0.8	0.6	1.0	0.4	0.9	1.5	0.9	2.6
5. 5 or more times	1.3	1.7	0.6	1.2	1.2	1.4	1.2	1.7	0.7	1.0	1.2	0.9	1.4	0.3	2.1	12.5
<i>Item 9876 Subject B07, S03</i>	<i>N 2167</i>	<i>930</i>	<i>1128</i>	<i>1458</i>	<i>236</i>	<i>442</i>	<i>528</i>	<i>762</i>	<i>435</i>	<i>1691</i>	<i>421</i>	<i>1030</i>	<i>511</i>	<i>213</i>	<i>351</i>	<i>24</i>
E08G: Has an unarmed person threatened you with injury, but not actually injured you?																
1. Not at all	81.2	74.4	87.4	80.3	86.0	77.5	82.9	82.1	81.4	82.2	79.2	84.1	82.7	82.8	73.5	54.9
2. Once	9.4	11.0	7.8	10.3	6.8	11.1	9.4	8.0	10.0	8.9	9.5	8.2	9.4	8.5	13.0	13.2
3. Twice	3.6	5.0	2.4	3.4	4.3	4.4	2.6	4.3	2.9	3.5	4.3	2.5	4.3	4.1	5.4	2.8
4. 3 or 4 times	2.3	3.7	1.0	2.4	1.0	2.0	1.9	2.1	3.3	1.9	4.1	2.3	0.7	3.2	3.6	3.9
5. 5 or more times	3.5	5.9	1.3	3.5	1.9	5.0	3.2	3.5	2.4	3.5	2.9	3.0	2.9	1.3	4.5	25.1
<i>Item 9877 Subject B07, S03</i>	<i>N 2166</i>	<i>927</i>	<i>1129</i>	<i>1456</i>	<i>236</i>	<i>442</i>	<i>530</i>	<i>765</i>	<i>430</i>	<i>1692</i>	<i>417</i>	<i>1029</i>	<i>508</i>	<i>215</i>	<i>351</i>	<i>25</i>
E09: Looking toward the future, how important would it be for you to have each of the following things?																
E09A: A new car every two or three years																
1. Not important	50.6	46.1	54.9	50.7	48.4	47.6	52.2	49.3	53.8	50.9	51.0	55.2	48.9	43.9	44.3	41.1
2. Somewhat important	33.5	33.9	33.5	35.3	29.4	36.8	32.0	34.2	30.7	34.2	30.6	32.6	32.0	42.0	33.4	41.4
3. Quite important	10.2	11.8	8.6	8.8	14.8	8.8	11.4	10.8	9.0	9.5	12.8	8.1	11.5	10.8	14.1	11.9
4. Extremely important	5.7	8.2	3.0	5.2	7.4	6.8	4.4	5.7	6.4	5.4	5.6	4.1	7.7	3.3	8.2	5.7
<i>Item 13860 Subject F01</i>	<i>N 2175</i>	<i>928</i>	<i>1136</i>	<i>1462</i>	<i>237</i>	<i>442</i>	<i>531</i>	<i>765</i>	<i>436</i>	<i>1697</i>	<i>421</i>	<i>1028</i>	<i>509</i>	<i>218</i>	<i>353</i>	<i>25</i>
E09B: Clothes in the latest style																
1. Not important	24.9	33.4	18.6	27.0	15.9	27.3	23.7	21.8	29.5	24.1	27.8	28.1	21.0	20.9	22.6	25.0
2. Somewhat important	38.6	35.0	42.8	39.6	35.6	37.2	40.2	38.7	37.8	39.6	36.4	42.0	39.2	38.4	30.7	23.2
3. Quite important	25.3	21.0	27.7	23.5	30.4	24.1	27.0	27.3	21.3	25.5	24.8	22.8	26.0	29.6	28.4	30.7
4. Extremely important	11.1	10.6	10.9	9.9	18.1	11.3	9.1	12.2	11.4	10.8	11.0	7.1	13.8	11.0	18.3	21.2
<i>Item 13870 Subject F01</i>	<i>N 2172</i>	<i>927</i>	<i>1135</i>	<i>1462</i>	<i>237</i>	<i>441</i>	<i>531</i>	<i>764</i>	<i>436</i>	<i>1695</i>	<i>420</i>	<i>1027</i>	<i>508</i>	<i>218</i>	<i>353</i>	<i>25</i>
E09C: A house of my own (instead of an apartment or condominium)																
1. Not important	10.3	11.7	9.5	10.8	8.5	11.6	12.2	9.7	8.0	9.5	13.7	10.0	9.6	10.3	10.2	18.9
2. Somewhat important	21.3	19.9	22.2	21.9	15.2	19.4	25.3	19.7	21.0	22.0	18.9	20.7	21.6	21.5	22.2	20.3
3. Quite important	33.6	33.8	33.2	35.8	26.0	33.1	35.7	31.0	36.0	33.6	35.2	34.7	33.0	30.6	33.8	29.2
4. Extremely important	34.8	34.5	35.1	31.5	50.3	36.0	26.9	39.7	35.0	34.8	32.2	34.5	35.8	37.6	33.7	31.5
<i>Item 13880 Subject F01</i>	<i>N 2167</i>	<i>926</i>	<i>1131</i>	<i>1459</i>	<i>236</i>	<i>439</i>	<i>529</i>	<i>764</i>	<i>436</i>	<i>1691</i>	<i>420</i>	<i>1027</i>	<i>507</i>	<i>216</i>	<i>352</i>	<i>25</i>
E09D: Lots of space around my house, a big yard																
1. Not important	15.2	15.7	15.0	14.1	20.5	14.9	17.2	14.9	13.5	14.7	17.3	15.2	13.3	11.9	17.7	17.1
2. Somewhat important	30.2	27.4	33.7	30.9	23.5	26.3	34.4	29.3	30.8	31.0	28.1	29.2	31.6	34.8	29.3	21.9
3. Quite important	32.5	31.1	32.9	32.9	31.1	32.2	31.9	32.1	34.3	33.1	31.6	33.5	32.5	33.1	29.2	45.3
4. Extremely important	22.1	25.8	18.3	22.1	24.9	26.5	16.5	23.7	21.4	21.2	23.0	22.2	22.5	20.1	23.9	15.7
<i>Item 13890 Subject F01</i>	<i>N 2163</i>	<i>924</i>	<i>1127</i>	<i>1459</i>	<i>235</i>	<i>437</i>	<i>530</i>	<i>762</i>	<i>433</i>	<i>1687</i>	<i>419</i>	<i>1026</i>	<i>506</i>	<i>216</i>	<i>351</i>	<i>25</i>
E09E: A vacation house																
1. Not important	55.6	51.3	60.6	57.0	54.8	50.7	60.4	56.1	53.9	55.1	58.3	60.4	52.4	49.6	49.3	55.8
2. Somewhat important	25.4	25.6	24.8	25.8	23.7	26.2	20.1	27.5	27.4	26.7	20.6	23.0	28.6	30.5	25.3	23.2
3. Quite important	10.8	11.3	10.1	10.5	10.6	13.9	11.6	8.9	10.1	10.7	12.0	10.7	9.6	10.9	12.9	12.9
4. Extremely important	8.2	11.8	4.5	6.7	11.0	9.2	7.9	7.5	8.7	7.5	9.1	5.9	9.5	9.1	12.6	8.1
<i>Item 13930 Subject F01</i>	<i>N 2162</i>	<i>925</i>	<i>1127</i>	<i>1459</i>	<i>236</i>	<i>438</i>	<i>529</i>	<i>761</i>	<i>434</i>	<i>1688</i>	<i>417</i>	<i>1025</i>	<i>506</i>	<i>218</i>	<i>350</i>	<i>25</i>
E09F: A motor-powered, recreational vehicle (powerboat, snowmobile, etc.)																
1. Not important	55.9	45.8	66.6	52.7	72.7	54.3	57.3	58.2	51.5	57.9	47.9	61.2	55.9	48.4	45.7	56.2
2. Somewhat important	24.3	24.1	23.5	25.8	13.1	26.2	23.7	22.6	26.4	24.2	24.7	22.9	22.8	32.4	26.0	12.6
3. Quite important	10.7	15.1	6.4	12.0	7.3	9.4	11.8	10.7	10.9	9.6	15.9	8.7	11.8	10.8	15.0	19.9
4. Extremely important	9.1	15.1	3.5	9.6	7.0	10.1	7.2	8.5	11.2	8.2	11.5	7.3	9.5	8.5	13.3	11.3
<i>Item 13940 Subject F01</i>	<i>N 2164</i>	<i>924</i>	<i>1129</i>	<i>1460</i>	<i>234</i>	<i>440</i>	<i>530</i>	<i>763</i>	<i>431</i>	<i>1689</i>	<i>419</i>	<i>1027</i>	<i>505</i>	<i>218</i>	<i>350</i>	<i>25</i>

QUESTIONNAIRE FORM 3 2003	TOTAL	SEX		RACE		REGION				COLLEGE PLANS?		ILLCIT DRUG USE: LIFETIME				
		M	F	White	Black	NE	NC	S	W	Yes	No	None	Mari- juana Only	Few Pills	More Pills	Any Her- oin
<i>N (Weighted No. of Cases):</i>	2523	1085	1252	1612	288	534	610	868	512	1865	484	1171	578	246	411	31
<i>% of Weighted Total:</i>	100.0	43.0	49.6	63.9	11.4	21.2	24.2	34.4	20.3	73.9	19.2	46.4	22.9	9.7	16.3	1.2
E10: When (if ever) did you FIRST do each of the following things? Don't count anything you took because a doctor told you to.																
E10A: Smoke cigarettes on a daily basis																
8. Never	76.0	76.2	77.0	72.6	94.3	75.7	71.5	76.5	81.0	79.9	60.7	93.5	71.1	60.9	44.3	14.3
1. Grade 6 or below	2.1	1.9	2.1	2.2	0.5	1.7	1.7	2.6	2.0	1.7	3.4	0.6	3.1	0.7	4.9	23.4
2. Grade 7	2.5	2.1	2.9	3.0	-	2.8	2.3	3.5	0.9	2.0	4.8	0.8	1.0	5.7	7.3	19.9
3. Grade 8	2.1	2.2	2.0	2.4	0.7	2.8	1.5	3.1	0.5	1.6	4.2	0.6	1.3	6.6	4.5	11.7
4. Grade 9 (Freshman)	4.4	4.6	4.0	4.9	2.6	4.9	4.5	5.4	2.2	3.9	6.4	0.9	5.4	5.2	11.5	17.8
5. Grade 10 (Sophomore)	4.7	4.6	3.8	5.4	0.8	4.5	7.0	3.5	4.2	3.7	8.2	1.1	5.9	6.0	13.7	-
6. Grade 11 (Junior)	4.2	3.2	4.9	4.7	0.2	3.9	5.5	3.0	5.2	3.9	5.7	0.9	6.8	8.4	7.9	8.2
7. Grade 12 (Senior)	3.9	5.1	3.3	4.8	0.9	3.6	6.2	2.5	4.1	3.3	6.6	1.5	5.5	6.6	5.9	4.8
<i>Item 5570 Subject A01g</i>	<i>N 2030</i>	<i>866</i>	<i>1071</i>	<i>1397</i>	<i>213</i>	<i>420</i>	<i>497</i>	<i>713</i>	<i>400</i>	<i>1602</i>	<i>380</i>	<i>988</i>	<i>469</i>	<i>193</i>	<i>325</i>	<i>20</i>
E10B: Try an alcoholic beverage—more than just a few sips																
8. Never	22.3	22.9	22.5	19.5	35.1	17.0	21.9	26.8	20.6	23.6	17.3	42.1	5.3	8.7	2.0	3.0
1. Grade 6 or below	7.5	10.0	5.7	7.6	2.7	9.2	5.8	6.9	8.8	7.2	8.2	5.4	4.3	9.4	14.3	45.6
2. Grade 7	7.3	8.1	6.9	8.2	5.2	8.1	7.4	6.7	7.5	7.1	7.9	4.1	7.7	11.2	12.7	17.3
3. Grade 8	12.8	12.4	12.0	14.8	5.8	20.1	14.8	8.6	10.0	12.1	16.3	6.6	15.5	16.1	23.9	6.6
4. Grade 9 (Freshman)	18.8	18.0	19.9	19.8	14.4	20.7	20.1	16.3	19.7	18.3	22.3	12.6	24.0	19.2	28.9	27.5
5. Grade 10 (Sophomore)	13.8	12.9	14.9	13.8	13.8	11.7	14.9	14.5	13.4	15.3	7.9	10.3	21.5	19.1	10.9	-
6. Grade 11 (Junior)	11.6	9.5	12.9	11.2	13.1	9.2	11.2	11.7	14.1	10.6	15.4	11.9	14.7	12.8	5.9	-
7. Grade 12 (Senior)	5.8	6.2	5.3	5.2	9.9	3.8	3.8	8.4	5.8	5.8	4.7	7.0	7.0	3.6	1.4	-
<i>Item 5580 Subject A01g</i>	<i>N 1975</i>	<i>834</i>	<i>1042</i>	<i>1361</i>	<i>191</i>	<i>410</i>	<i>488</i>	<i>680</i>	<i>397</i>	<i>1540</i>	<i>381</i>	<i>921</i>	<i>465</i>	<i>199</i>	<i>333</i>	<i>24</i>
E10C: Try marijuana or hashish																
8. Never	54.0	52.4	56.3	51.7	66.3	48.9	51.8	61.4	48.8	57.4	42.9	100.0	-	23.9	11.4	2.9
1. Grade 6 or below	2.6	3.0	2.1	2.3	2.6	2.0	2.1	2.5	4.0	1.4	6.5	-	3.5	3.2	6.8	30.9
2. Grade 7	4.1	5.1	3.5	3.7	2.7	6.4	3.4	3.3	3.9	3.5	6.3	-	5.2	5.0	13.3	17.5
3. Grade 8	6.2	7.4	4.5	6.3	5.2	6.3	6.9	5.9	5.9	5.4	9.0	-	9.2	13.3	14.0	24.6
4. Grade 9 (Freshman)	11.9	11.7	11.5	13.4	6.0	14.3	11.8	9.8	13.0	10.8	15.2	-	22.3	13.7	30.5	21.5
5. Grade 10 (Sophomore)	9.6	10.7	9.1	10.4	5.2	11.9	10.1	7.3	10.6	10.1	7.4	-	24.0	19.4	14.3	-
6. Grade 11 (Junior)	7.1	6.2	8.0	8.1	7.4	7.1	7.6	4.9	10.4	7.7	5.0	-	21.9	11.4	7.4	-
7. Grade 12 (Senior)	4.6	3.6	4.9	4.2	4.6	3.1	6.2	4.9	3.4	3.8	7.7	-	14.1	10.1	2.4	2.6
<i>Item 5590 Subject A01g</i>	<i>N 2041</i>	<i>867</i>	<i>1072</i>	<i>1395</i>	<i>205</i>	<i>419</i>	<i>496</i>	<i>715</i>	<i>411</i>	<i>1601</i>	<i>387</i>	<i>999</i>	<i>447</i>	<i>196</i>	<i>339</i>	<i>24</i>
E10D: Try LSD																
8. Never	95.0	94.8	96.1	94.3	99.3	93.6	95.2	95.3	95.8	96.2	91.3	100.0	100.0	90.9	78.5	30.9
1. Grade 6 or below	0.1	0.1	-	*	-	-	-	-	0.3	0.1	-	-	-	-	0.1	4.6
2. Grade 7	0.3	0.2	0.4	0.4	-	0.3	0.2	0.4	0.3	0.2	0.6	-	-	-	1.3	6.1
3. Grade 8	1.0	1.3	0.8	1.4	0.4	2.1	0.4	1.2	0.4	0.6	2.2	-	-	0.8	5.2	14.3
4. Grade 9 (Freshman)	1.3	1.2	0.6	1.2	-	0.6	1.8	1.2	1.3	0.7	3.4	-	-	3.2	5.6	8.4
5. Grade 10 (Sophomore)	1.4	1.6	1.4	1.5	0.3	1.9	1.5	1.1	1.5	1.3	1.8	-	-	3.2	5.1	35.8
6. Grade 11 (Junior)	0.6	0.4	0.6	0.8	-	1.5	0.4	0.4	0.3	0.6	0.7	-	-	1.0	3.2	-
7. Grade 12 (Senior)	0.3	0.4	0.1	0.3	-	-	0.6	0.3	0.2	0.3	-	-	-	0.9	0.9	-
<i>Item 5600 Subject A01g</i>	<i>N 2079</i>	<i>891</i>	<i>1090</i>	<i>1408</i>	<i>223</i>	<i>421</i>	<i>504</i>	<i>733</i>	<i>421</i>	<i>1631</i>	<i>395</i>	<i>1006</i>	<i>498</i>	<i>203</i>	<i>316</i>	<i>21</i>
E10E: Try any hallucinogen other than LSD																
8. Never	94.1	92.3	96.6	93.2	99.0	91.0	95.0	95.7	93.4	95.4	90.1	100.0	100.0	90.2	69.3	39.6
1. Grade 6 or below	0.1	0.1	-	0.1	-	-	0.1	-	0.2	*	0.1	-	-	-	0.4	-
2. Grade 7	0.3	0.3	0.3	0.5	-	0.3	0.3	0.6	-	0.1	1.1	-	-	0.4	1.6	7.7
3. Grade 8	0.5	0.5	0.4	0.6	-	1.0	-	0.8	0.2	0.2	1.7	-	-	0.8	2.0	14.8
4. Grade 9 (Freshman)	1.3	1.4	0.4	1.4	0.7	1.5	1.7	0.8	1.2	0.9	3.0	-	-	0.2	7.9	12.5
5. Grade 10 (Sophomore)	1.8	2.8	1.0	2.0	0.3	3.6	1.2	0.8	2.6	1.6	1.9	-	-	3.4	8.9	20.7
6. Grade 11 (Junior)	1.1	1.3	0.9	1.5	-	1.9	0.9	0.7	1.3	1.2	1.0	-	-	2.5	6.3	-
7. Grade 12 (Senior)	0.8	1.2	0.3	0.7	-	0.7	0.8	0.6	1.3	0.7	1.0	-	-	2.4	3.5	4.7
<i>Item 5610 Subject A01g</i>	<i>N 2032</i>	<i>869</i>	<i>1064</i>	<i>1366</i>	<i>225</i>	<i>417</i>	<i>491</i>	<i>714</i>	<i>410</i>	<i>1595</i>	<i>386</i>	<i>1007</i>	<i>496</i>	<i>192</i>	<i>281</i>	<i>22</i>

* = less than .05 percent.

DESCRIPTIVE RESULTS: 2003

161

QUESTIONNAIRE FORM 3 2003	TOTAL	SEX		RACE		REGION				COLLEGE PLANS?		ILLICIT DRUG USE: LIFETIME				
		M	F	White	Black	NE	NC	S	W	Yes	No	None	Mari- juana Only	Few Pills	More Pills	Any Her- oin
<i>N (Weighted No. of Cases):</i>	2523	1085	1252	1612	288	534	610	868	512	1865	484	1171	578	246	411	31
<i>% of Weighted Total:</i>	100.0	43.0	49.6	63.9	11.4	21.2	24.2	34.4	20.3	73.9	19.2	46.4	22.9	9.7	16.3	1.2
E10F: Try amphetamines																
8. Never	93.3	93.7	94.2	91.9	99.7	90.9	93.2	94.2	94.4	94.7	88.0	100.0	100.0	93.4	50.5	25.4
1. Grade 6 or below	0.4	0.5	0.3	0.5	-	0.3	0.3	0.4	0.5	0.2	1.5	-	-	0.9	2.4	6.9
2. Grade 7	0.2	0.1	0.2	0.2	0.3	-	0.3	0.3	0.2	0.2	0.2	-	-	0.5	-	22.4
3. Grade 8	0.4	0.4	0.4	0.7	-	1.2	0.1	0.3	0.3	0.1	1.7	-	-	-	3.5	6.0
4. Grade 9 (Freshman)	1.2	1.3	1.0	1.4	-	1.1	0.8	1.7	1.0	1.0	2.4	-	-	-	10.2	9.8
5. Grade 10 (Sophomore)	1.4	1.2	1.0	1.3	-	2.1	2.1	0.5	1.4	1.1	2.3	-	-	0.3	11.7	-
6. Grade 11 (Junior)	2.1	2.0	1.6	2.8	-	3.0	2.5	1.4	1.9	1.7	3.5	-	-	2.5	15.0	29.5
7. Grade 12 (Senior)	0.9	0.8	1.1	1.2	-	1.4	0.6	1.2	0.3	1.1	0.4	-	-	2.4	6.6	-
<i>Item 5620 Subject A01g</i>	<i>N</i>	<i>1908</i>	<i>835</i>	<i>988</i>	<i>1286</i>	<i>387</i>	<i>452</i>	<i>678</i>	<i>390</i>	<i>1506</i>	<i>355</i>	<i>1005</i>	<i>498</i>	<i>143</i>	<i>213</i>	<i>15</i>
E10G: Try quaaludes																
8. Never	98.3	97.5	99.2	98.1	99.7	98.4	99.0	97.8	98.2	98.9	97.1	100.0	100.0	99.0	93.1	61.0
1. Grade 6 or below	0.2	0.3	0.1	0.2	-	-	0.3	0.2	0.3	-	1.0	-	-	0.6	0.5	4.4
2. Grade 7	0.1	-	0.1	0.1	0.3	-	0.1	0.2	-	0.1	0.2	-	-	-	-	9.5
3. Grade 8	0.2	0.3	0.1	0.1	-	0.6	-	0.1	0.1	0.1	0.2	-	-	-	0.3	10.1
4. Grade 9 (Freshman)	0.3	0.3	0.1	0.3	-	0.3	-	0.5	0.2	0.2	0.4	-	-	-	1.4	-
5. Grade 10 (Sophomore)	0.4	0.6	0.1	0.5	-	0.2	0.3	0.3	0.7	0.3	0.5	-	-	-	1.7	6.9
6. Grade 11 (Junior)	0.4	0.6	0.2	0.4	-	0.2	0.2	0.8	0.3	0.3	0.6	-	-	0.4	1.8	8.0
7. Grade 12 (Senior)	0.2	0.4	0.1	0.2	-	0.3	-	0.2	0.2	0.2	-	-	-	-	1.2	-
<i>Item 5630 Subject A01g</i>	<i>N</i>	<i>2118</i>	<i>908</i>	<i>1109</i>	<i>1436</i>	<i>431</i>	<i>511</i>	<i>748</i>	<i>427</i>	<i>1651</i>	<i>413</i>	<i>1008</i>	<i>502</i>	<i>208</i>	<i>343</i>	<i>24</i>
E10H: Try barbiturates																
8. Never	95.7	95.1	96.8	94.9	99.3	95.5	96.2	95.5	95.9	96.8	91.5	100.0	100.0	98.5	74.2	34.9
1. Grade 6 or below	0.2	0.2	0.1	0.2	-	0.3	0.3	0.1	-	*	0.7	-	-	-	0.6	7.0
2. Grade 7	0.2	-	0.2	0.2	0.3	0.2	0.1	0.4	-	0.1	0.2	-	-	-	-	15.0
3. Grade 8	0.4	0.7	0.2	0.5	-	0.3	0.1	0.7	0.4	0.4	0.6	-	-	-	3.2	1.7
4. Grade 9 (Freshman)	1.1	0.8	1.3	1.4	0.4	1.3	0.6	1.3	1.0	0.7	2.9	-	-	0.4	7.0	12.2
5. Grade 10 (Sophomore)	1.4	2.0	0.6	1.5	-	1.5	1.7	1.1	1.3	0.9	3.1	-	-	-	8.6	22.5
6. Grade 11 (Junior)	0.8	1.2	0.5	1.0	-	0.8	0.9	0.7	1.0	0.8	0.9	-	-	0.8	5.3	6.6
7. Grade 12 (Senior)	0.2	*	0.3	0.3	-	0.1	-	0.2	0.4	0.2	-	-	-	0.3	1.1	-
<i>Item 5640 Subject A01g</i>	<i>N</i>	<i>1995</i>	<i>857</i>	<i>1040</i>	<i>1339</i>	<i>404</i>	<i>494</i>	<i>696</i>	<i>401</i>	<i>1566</i>	<i>378</i>	<i>1002</i>	<i>499</i>	<i>177</i>	<i>262</i>	<i>21</i>
E10I: Try tranquilizers																
8. Never	94.6	94.2	95.7	93.6	98.6	93.4	95.6	94.3	95.1	95.7	90.9	100.0	100.0	95.7	66.0	30.9
1. Grade 6 or below	0.2	0.4	0.1	0.3	-	0.3	0.3	0.2	-	0.1	0.7	-	-	-	1.3	5.9
2. Grade 7	0.2	0.2	0.1	0.3	0.3	0.5	0.1	0.2	-	0.1	0.5	-	-	-	0.5	15.5
3. Grade 8	0.3	0.3	0.3	0.4	-	0.3	0.2	0.6	-	0.2	1.1	-	-	-	2.6	-
4. Grade 9 (Freshman)	1.2	1.5	0.9	1.3	0.4	2.2	0.8	0.9	1.2	1.1	1.2	-	-	0.6	7.6	18.5
5. Grade 10 (Sophomore)	1.6	1.7	1.1	1.9	-	2.0	1.4	1.4	1.9	1.1	3.2	-	-	1.3	10.5	15.6
6. Grade 11 (Junior)	1.5	1.6	1.3	1.8	0.4	1.0	1.7	1.7	1.3	1.3	2.1	-	-	1.5	9.5	13.6
7. Grade 12 (Senior)	0.4	0.1	0.6	0.4	0.3	0.2	-	0.6	0.6	0.4	0.2	-	-	1.0	2.0	-
<i>Item 5650 Subject A01g</i>	<i>N</i>	<i>1981</i>	<i>853</i>	<i>1033</i>	<i>1341</i>	<i>404</i>	<i>483</i>	<i>691</i>	<i>404</i>	<i>1550</i>	<i>384</i>	<i>1005</i>	<i>498</i>	<i>174</i>	<i>253</i>	<i>18</i>
E10J: Try cocaine																
8. Never	93.3	93.0	94.6	92.6	98.6	92.1	95.0	94.3	91.0	94.4	90.2	100.0	100.0	92.6	67.9	16.8
1. Grade 6 or below	0.1	-	0.1	0.1	-	0.3	-	-	-	-	0.3	-	-	-	0.4	-
2. Grade 7	0.3	0.2	0.4	0.2	0.9	0.2	0.1	0.3	0.6	0.2	0.4	-	-	-	0.7	18.8
3. Grade 8	0.4	0.2	0.2	0.3	-	0.3	-	0.8	0.1	0.3	0.9	-	-	-	1.6	12.3
4. Grade 9 (Freshman)	1.0	1.3	0.8	1.1	0.4	1.4	0.4	1.1	1.0	0.9	1.2	-	-	0.8	4.5	17.0
5. Grade 10 (Sophomore)	1.1	1.2	1.0	1.2	-	0.9	0.4	1.1	2.1	0.9	1.9	-	-	2.2	4.8	16.1
6. Grade 11 (Junior)	2.2	2.6	1.2	2.5	-	2.3	2.9	1.2	2.7	1.7	3.7	-	-	3.3	10.3	19.1
7. Grade 12 (Senior)	1.7	1.5	1.7	2.1	-	2.4	1.2	1.2	2.5	1.7	1.4	-	-	1.1	9.9	-
<i>Item 5660 Subject A01g</i>	<i>N</i>	<i>2068</i>	<i>885</i>	<i>1084</i>	<i>1402</i>	<i>418</i>	<i>500</i>	<i>731</i>	<i>418</i>	<i>1621</i>	<i>395</i>	<i>1004</i>	<i>497</i>	<i>189</i>	<i>322</i>	<i>22</i>
E10K: Try heroin																
8. Never	99.0	99.0	99.2	99.3	99.3	98.7	99.4	99.0	98.7	99.2	98.5	100.0	100.0	100.0	100.0	-
1. Grade 6 or below	0.1	0.1	0.1	0.1	-	-	0.1	0.1	0.2	0.1	0.2	-	-	-	-	11.3
2. Grade 7	0.2	0.1	0.1	0.1	0.3	0.2	0.1	0.1	0.2	0.1	0.2	-	-	-	-	16.5
3. Grade 8	0.1	0.2	*	-	-	-	-	0.2	0.1	0.1	-	-	-	-	-	9.8
4. Grade 9 (Freshman)	0.2	-	0.1	0.1	-	-	-	0.3	0.3	0.1	0.5	-	-	-	-	16.2
5. Grade 10 (Sophomore)	0.2	0.4	0.1	0.2	0.4	0.6	0.3	0.1	-	0.2	0.1	-	-	-	-	23.0
6. Grade 11 (Junior)	0.2	0.3	0.2	0.2	-	0.5	-	0.1	0.5	0.2	0.5	-	-	-	-	23.2
7. Grade 12 (Senior)	*	-	-	-	-	-	-	0.1	-	-	-	-	-	-	-	-
<i>Item 5670 Subject A01g</i>	<i>N</i>	<i>2091</i>	<i>898</i>	<i>1091</i>	<i>1415</i>	<i>425</i>	<i>505</i>	<i>739</i>	<i>422</i>	<i>1639</i>	<i>402</i>	<i>1002</i>	<i>494</i>	<i>202</i>	<i>340</i>	<i>20</i>

*=less than .05 percent.

MONITORING THE FUTURE

QUESTIONNAIRE FORM 3 2003	TOTAL	SEX		RACE		REGION				COLLEGE PLANS?		ILLICIT DRUG USE: LIFETIME				
		M	F	White	Black	NE	NC	S	W	Yes	No	None	Mari- juana Only	Few Pills	More Pills	Any Her- oin
<i>N (Weighted No. of Cases):</i>	2523	1085	1252	1612	288	534	610	868	512	1865	484	1171	578	246	411	31
<i>% of Weighted Total:</i>	100.0	43.0	49.6	63.9	11.4	21.2	24.2	34.4	20.3	73.9	19.2	46.4	22.9	9.7	16.3	1.2
E10L: Try any narcotic other than heroin																
8. Never	95.1	94.5	95.4	94.1	99.3	94.1	95.4	96.7	92.9	95.4	94.4	100.0	100.0	95.8	66.1	31.5
1. Grade 6 or below	0.2	0.4	0.1	0.3	-	0.6	0.2	0.1	-	-	1.2	-	-	-	1.9	-
2. Grade 7	0.3	0.2	0.2	0.4	0.3	0.3	0.1	0.5	-	0.1	0.7	-	-	-	1.0	18.8
3. Grade 8	0.1	0.2	0.1	0.2	-	-	0.4	0.1	0.1	0.1	0.1	-	-	0.5	0.7	2.1
4. Grade 9 (Freshman)	0.8	1.0	0.6	1.0	-	0.8	*	1.0	1.2	0.6	1.5	-	-	0.1	5.9	8.8
5. Grade 10 (Sophomore)	1.5	1.9	1.3	1.6	0.4	2.5	1.7	0.6	1.9	1.6	0.7	-	-	0.6	10.5	24.9
6. Grade 11 (Junior)	1.1	1.1	1.0	1.1	-	0.3	1.1	0.6	2.5	1.1	1.1	-	-	1.1	7.3	13.9
7. Grade 12 (Senior)	0.9	0.6	1.2	1.2	-	1.3	0.9	0.5	1.4	1.1	0.3	-	-	2.0	6.6	-
<i>Item 5680 Subject A01g</i>	<i>N</i> 1932	824	1023	1284	222	385	463	689	395	1521	366	1003	494	162	224	17
E10M: Try inhalants																
8. Never	93.2	92.7	94.2	92.2	99.2	92.9	92.6	94.2	92.6	94.3	89.5	99.1	96.7	89.6	73.6	51.3
1. Grade 6 or below	0.8	0.7	1.0	1.2	-	0.5	1.8	0.2	0.9	0.5	2.2	0.2	0.1	1.8	3.5	-
2. Grade 7	1.2	0.8	1.0	1.3	0.8	0.9	2.1	0.8	1.3	0.7	3.1	0.2	0.7	1.5	4.0	19.1
3. Grade 8	1.2	1.5	0.8	1.3	-	1.7	0.2	1.8	1.1	0.6	2.8	0.5	1.0	0.6	3.0	16.8
4. Grade 9 (Freshman)	1.4	1.4	1.4	1.3	-	1.2	0.6	1.4	2.3	1.5	0.7	-	0.5	2.8	6.1	4.7
5. Grade 10 (Sophomore)	0.9	1.3	0.8	1.2	-	2.2	1.0	0.4	0.6	0.9	1.4	-	-	0.9	5.1	8.1
6. Grade 11 (Junior)	0.8	1.0	0.5	0.9	-	0.5	1.0	1.0	0.4	0.9	0.2	-	1.0	2.1	2.3	-
7. Grade 12 (Senior)	0.4	0.4	0.3	0.6	-	0.1	0.7	0.2	0.8	0.5	0.2	-	-	0.7	2.5	-
<i>Item 5685 Subject A01g</i>	<i>N</i> 1983	838	1045	1336	216	410	476	679	417	1556	379	976	464	186	303	20
E10N: Smoke your first cigarette																
8. Never	47.1	49.4	46.0	43.4	68.6	48.4	42.5	48.4	49.2	50.8	33.2	75.3	25.9	20.0	11.5	8.8
1. Grade 6 or below	12.0	12.0	11.4	13.2	8.0	8.6	13.3	13.5	11.1	10.1	19.0	3.9	13.5	18.4	25.1	70.4
2. Grade 7	9.6	8.2	9.8	9.8	6.1	12.4	8.4	9.2	8.8	9.0	12.0	3.7	12.6	16.0	19.7	9.2
3. Grade 8	8.6	8.4	8.5	8.9	7.9	9.2	9.6	8.3	7.2	7.4	13.1	5.6	11.4	10.7	12.9	5.0
4. Grade 9 (Freshman)	8.2	7.9	8.7	8.7	4.1	10.3	9.0	6.9	7.1	8.3	7.0	3.7	13.2	9.1	14.0	6.6
5. Grade 10 (Sophomore)	6.7	6.0	7.7	7.6	3.1	5.0	7.4	6.9	7.1	7.0	5.8	3.4	9.8	10.6	10.1	-
6. Grade 11 (Junior)	4.9	5.1	4.8	5.2	1.9	4.6	6.2	3.6	6.0	4.9	5.0	2.3	9.1	8.7	4.8	-
7. Grade 12 (Senior)	3.0	2.9	3.1	3.2	0.4	1.5	3.6	3.2	3.5	2.5	4.9	2.1	4.3	6.4	1.8	-
<i>Item 5575 Subject A01g</i>	<i>N</i> 1945	814	1037	1338	200	402	475	687	382	1527	366	942	442	190	323	23
E10O: Try smokeless tobacco (snuff, plug, or chewing tobacco)																
8. Never	82.9	72.2	92.4	79.0	95.4	83.1	82.2	82.5	84.1	85.5	73.8	92.2	81.0	81.9	62.4	46.1
1. Grade 6 or below	3.2	4.8	1.3	3.7	3.0	0.8	3.3	4.7	2.8	2.3	6.7	2.1	3.1	3.4	4.9	29.3
2. Grade 7	1.6	2.4	0.8	2.0	0.3	2.8	1.8	1.1	0.9	1.5	1.7	0.6	1.2	2.0	4.4	6.4
3. Grade 8	2.6	4.5	1.3	3.5	0.4	1.8	3.5	2.7	2.4	2.1	4.9	1.5	3.1	1.7	5.2	7.9
4. Grade 9 (Freshman)	3.4	6.1	1.3	4.1	0.7	4.9	3.0	2.8	3.5	2.5	6.7	2.0	3.4	3.4	7.3	6.2
5. Grade 10 (Sophomore)	2.8	4.2	1.2	3.3	-	2.2	3.7	3.1	1.7	2.8	2.5	0.5	3.5	5.6	6.2	4.2
6. Grade 11 (Junior)	1.9	3.0	0.8	2.1	0.2	1.7	2.0	1.3	3.1	1.8	1.4	0.8	2.4	1.3	4.6	-
7. Grade 12 (Senior)	1.7	2.7	0.7	2.2	-	2.8	0.6	1.8	1.5	1.4	2.3	0.4	2.3	0.8	5.0	-
<i>Item 5576 Subject A01g</i>	<i>N</i> 2109	908	1100	1433	226	427	510	742	429	1644	414	1001	495	207	349	24
E10P: Drink enough to feel drunk or very high																
8. Never	44.7	45.8	43.9	39.6	69.0	41.3	37.1	53.0	42.8	46.8	36.1	71.7	22.8	21.6	10.9	-
1. Grade 6 or below	2.2	2.9	1.5	2.3	0.5	2.0	1.4	2.5	2.8	1.5	4.8	0.6	1.4	1.9	6.0	33.7
2. Grade 7	3.8	4.3	3.6	4.4	0.7	6.1	3.5	2.6	4.0	3.7	3.8	1.5	3.0	6.7	9.7	14.2
3. Grade 8	7.0	7.1	6.2	8.5	2.7	7.5	8.9	5.2	7.2	6.1	11.0	2.2	8.0	11.9	15.6	18.9
4. Grade 9 (Freshman)	14.9	14.7	15.3	16.4	6.6	18.9	17.7	11.4	13.7	13.8	19.2	4.9	20.9	20.7	32.1	33.1
5. Grade 10 (Sophomore)	12.4	12.4	12.8	13.8	6.7	11.9	15.1	10.8	12.5	13.5	8.4	7.2	19.8	18.8	14.4	-
6. Grade 11 (Junior)	9.8	8.4	10.6	10.4	7.5	8.2	11.1	8.5	12.1	9.8	9.2	6.7	16.5	11.0	10.0	-
7. Grade 12 (Senior)	5.2	4.4	6.1	4.7	6.2	4.1	5.3	6.0	4.9	4.7	7.4	5.2	7.6	7.3	1.3	-
<i>Item 5585 Subject A01g</i>	<i>N</i> 2097	897	1100	1431	222	428	508	744	416	1636	410	1003	490	206	342	24
E10Q: Try "crack" cocaine, specifically																
8. Never	98.1	97.7	98.4	97.9	98.7	97.9	98.3	98.4	97.4	98.4	96.9	100.0	100.0	99.6	91.0	51.9
1. Grade 6 or below	0.1	-	0.1	0.1	-	-	-	0.2	-	0.1	0.2	-	-	-	-	7.8
2. Grade 7	0.1	-	0.2	0.1	0.3	0.3	0.1	-	-	*	0.3	-	-	-	0.4	2.9
3. Grade 8	0.2	0.2	0.3	0.1	0.7	0.2	-	0.2	0.6	0.2	-	-	-	-	0.8	9.3
4. Grade 9 (Freshman)	0.1	0.2	0.1	0.2	-	0.4	-	0.2	0.1	*	0.7	-	-	-	1.0	-
5. Grade 10 (Sophomore)	0.4	0.8	0.1	0.4	0.4	0.2	0.3	0.3	0.9	0.5	0.1	-	-	-	1.2	21.1
6. Grade 11 (Junior)	0.7	0.8	0.5	0.7	-	1.0	0.8	0.4	0.7	0.5	1.1	-	-	0.4	3.6	7.0
7. Grade 12 (Senior)	0.3	0.4	0.3	0.5	-	-	0.5	0.4	0.2	0.2	0.7	-	-	-	2.0	-
<i>Item 5661 Subject A01g</i>	<i>N</i> 2068	891	1085	1407	226	422	498	735	414	1624	395	1002	496	192	325	21

*less than .05 percent.

QUESTIONNAIRE FORM 4 2003	TOTAL	SEX		RACE		REGION				COLLEGE PLANS?		ILLICIT DRUG USE: LIFETIME				
		M	F	White	Black	NE	NC	S	W	Yes	No	None	Mari- juana Only	Few Pills	More Pills	Any Her- oin
<i>N (Weighted No. of Cases):</i>	2512	1095	1250	1599	291	525	618	863	506	1840	505	1217	523	267	401	27
<i>% of Weighted Total:</i>	100.0	43.6	49.8	63.6	11.6	20.9	24.6	34.3	20.1	73.2	20.1	48.4	20.8	10.6	16.0	1.1
A01: Taking all things together, how would you say things are these days—would you say you're very happy, pretty happy, or not too happy these days?																
3. Very happy	19.7	21.6	18.2	22.1	14.5	14.9	22.7	21.0	18.7	20.7	16.3	21.5	18.5	18.9	17.2	17.8
2. Pretty happy	65.3	63.8	66.7	65.7	70.9	64.6	65.9	65.3	65.4	64.3	69.9	64.0	69.9	61.8	68.5	35.3
1. Not too happy	15.0	14.6	15.0	12.2	14.7	20.5	11.3	13.8	15.9	15.0	13.8	14.4	11.6	19.3	14.3	46.9
<i>Item 1190 Subject P01, Q01</i>	<i>N</i> 2499	1088	1249	1596	290	523	612	862	503	1833	503	1214	521	267	398	27
A02: Looking ahead to the next five years, do you think that things in this country will get better or worse?																
1. Get much better	5.5	7.2	3.8	5.3	3.8	4.9	6.0	5.6	5.4	5.5	4.7	4.7	6.1	7.4	6.5	5.6
2. Get somewhat better	34.4	37.7	32.3	35.2	31.0	34.4	35.2	33.1	35.8	34.3	36.9	36.4	34.1	33.7	31.2	25.7
3. Stay about the same	26.8	25.6	28.0	27.8	22.9	27.7	24.9	26.6	28.5	27.2	24.0	25.9	28.1	27.0	26.1	30.1
4. Get somewhat worse	26.1	21.7	30.4	26.2	32.2	25.8	27.0	28.0	22.3	26.4	26.1	26.3	26.9	24.2	27.0	21.6
5. Get much worse	7.1	7.9	5.5	5.5	10.1	7.1	6.8	6.8	8.1	6.5	8.3	6.7	4.8	7.8	9.2	16.9
<i>Item 9940 Subject I01</i>	<i>N</i> 2499	1091	1244	1590	290	524	614	863	499	1834	500	1213	523	267	395	27
A03: Looking ahead to the next five years, do you think that things in the rest of the world will get better or worse?																
1. Get much better	3.1	3.4	2.6	2.7	3.1	2.9	3.5	3.8	1.8	3.1	2.6	3.1	2.8	2.1	3.9	0.8
2. Get somewhat better	27.1	28.6	25.8	27.3	26.2	29.8	23.5	27.4	28.1	26.8	29.3	28.8	28.8	22.2	26.2	9.1
3. Stay about the same	29.1	30.5	28.5	31.2	24.3	27.5	31.2	25.2	34.7	30.2	26.0	29.8	28.6	31.3	23.6	52.3
4. Get somewhat worse	30.8	26.4	34.8	31.0	32.7	31.4	33.3	31.7	25.6	30.8	30.3	28.4	31.8	35.3	35.1	21.7
5. Get much worse	9.9	11.0	8.3	7.9	13.7	8.4	8.5	11.9	9.8	9.1	11.8	9.8	8.1	9.1	11.2	16.1
<i>Item 9950 Subject I01</i>	<i>N</i> 2496	1090	1245	1592	287	524	616	856	500	1831	503	1209	521	267	400	27
A04: How do you think your own life will go in the next five years—do you think it will get better or worse?																
1. Get much better	45.2	46.1	44.2	41.7	60.2	42.0	41.7	47.8	48.5	45.6	42.4	45.0	46.7	44.7	45.5	39.8
2. Get somewhat better	42.3	39.8	44.4	45.5	31.5	44.8	45.6	40.0	39.4	42.9	42.1	42.0	43.3	43.9	42.0	22.2
3. Stay about the same	9.4	10.2	8.8	10.7	5.6	10.3	9.9	9.2	8.1	9.2	9.9	10.2	7.5	8.0	9.2	28.7
4. Get somewhat worse	1.9	2.4	1.6	1.6	2.3	0.6	2.1	1.6	3.3	1.2	3.8	1.6	1.9	1.2	2.5	2.2
5. Get much worse	1.3	1.4	1.0	0.5	0.5	2.3	0.6	1.4	0.8	1.1	1.7	1.1	0.6	2.2	0.8	7.1
<i>Item 9960 Subject I01</i>	<i>N</i> 2500	1090	1249	1597	289	522	616	860	502	1837	502	1215	522	267	399	27
A05: Some people think a lot about the social problems of the nation and the world, and about how they might be solved. Others spend little time thinking about these issues. How much do you think about such things?																
1. Never	4.5	6.1	2.6	3.9	4.7	4.0	3.6	5.8	3.9	3.3	7.9	3.8	5.7	3.3	4.7	6.2
2. Seldom	20.6	23.6	17.8	21.8	20.6	20.1	20.2	21.9	19.3	20.4	21.9	18.6	22.7	24.8	21.7	14.1
3. Sometimes	47.1	44.3	50.3	45.7	48.8	47.4	50.7	44.4	47.0	46.3	49.8	48.1	45.8	47.0	47.0	33.6
4. Quite often	21.9	19.2	24.6	22.8	21.2	21.5	20.6	21.5	24.8	23.2	17.6	23.3	21.6	19.2	20.8	13.7
5. A great deal	5.9	6.9	4.6	5.7	4.7	7.0	4.9	6.4	5.0	6.9	2.8	6.1	4.3	5.7	5.7	32.4
<i>Item 6880 Subject J, Q08</i>	<i>N</i> 2498	1091	1248	1595	290	521	614	860	502	1837	502	1214	522	267	400	27
A06: These questions are about pollution and the environment. Please mark the circle that shows how much you agree or disagree with each statement below.																
A06A: In general, pollution has increased in the U.S. in the last ten years																
1. Disagree	2.9	4.2	1.6	2.7	3.6	2.1	2.5	3.9	2.3	2.6	2.6	3.1	2.5	2.0	2.9	-
2. Mostly disagree	5.6	6.8	4.4	5.6	4.2	6.0	5.6	5.2	5.7	5.6	5.2	6.1	4.6	7.2	4.7	1.8
3. Neither	10.6	13.0	8.9	10.0	12.2	10.9	8.1	12.6	9.7	10.3	10.1	11.7	9.1	10.9	8.8	12.9
4. Mostly agree	34.7	31.4	37.9	36.4	33.6	34.2	35.5	36.1	31.7	36.2	29.4	36.0	33.7	32.6	34.6	20.0
5. Agree	46.3	44.6	47.2	45.4	46.3	46.7	48.3	42.2	50.7	45.3	52.7	43.1	50.1	47.3	49.0	65.3
<i>Item 9970 Subject F04</i>	<i>N</i> 2488	1086	1246	1590	290	520	612	855	501	1833	498	1209	520	265	400	27

QUESTIONNAIRE FORM 4 2003	TOTAL	SEX		RACE		REGION				COLLEGE PLANS?		ILLICIT DRUG USE: LIFETIME				
		M	F	White	Black	NE	NC	S	W	Yes	No	None	Mari- juana Only	Few Pills	More Pills	Any Her- oin
<i>N (Weighted No. of Cases):</i>	2512	1095	1250	1599	291	525	618	863	506	1840	505	1217	523	267	401	27
<i>% of Weighted Total:</i>	100.0	43.6	49.8	63.6	11.6	20.9	24.6	34.3	20.1	73.2	20.1	48.4	20.8	10.6	16.0	1.1
A06B: The dangers of pollution are not really as great as government, the media, and environmental groups would like us to believe																
1. Disagree	26.6	24.3	28.6	24.4	31.0	26.3	25.2	27.7	26.9	28.0	22.3	27.4	23.9	26.8	28.4	38.1
2. Mostly disagree	25.3	25.0	26.1	29.1	17.5	23.5	29.2	21.9	28.4	27.1	21.9	26.8	22.2	28.1	25.5	6.8
3. Neither	22.3	23.1	21.2	22.8	15.9	25.5	22.3	21.9	19.5	20.9	24.4	20.1	28.1	22.6	19.1	27.7
4. Mostly agree	16.3	16.9	15.5	15.9	18.0	17.2	14.7	17.2	15.8	14.8	21.2	16.3	15.9	16.9	15.8	18.4
5. Agree	9.5	10.7	8.5	7.9	17.6	7.5	8.7	11.3	9.5	9.2	10.3	9.4	9.9	5.7	11.2	9.0
<i>Item 9980 Subject F04</i>	<i>N</i> 2483	1087	1242	1591	289	520	612	853	498	1828	499	1207	520	265	399	27
A06C: America needs growth to survive, and that is going to require some increase in pollution																
1. Disagree	29.6	28.3	31.1	29.3	27.9	31.6	26.0	30.7	29.8	30.7	26.8	29.0	28.4	30.9	30.5	50.0
2. Mostly disagree	22.3	21.7	23.3	22.6	18.6	22.8	24.4	20.3	22.7	22.9	19.9	21.1	22.9	24.4	25.2	17.2
3. Neither	20.5	19.4	21.6	21.4	20.2	18.6	23.2	19.8	20.4	20.4	20.2	22.9	20.2	17.4	16.3	9.4
4. Mostly agree	17.6	19.6	15.7	18.4	19.8	18.0	17.4	17.8	17.0	17.4	18.4	17.8	18.4	19.0	15.0	10.8
5. Agree	10.0	11.1	8.3	8.4	13.5	9.0	8.9	11.4	10.1	8.7	14.6	9.1	10.1	8.3	13.0	12.6
<i>Item 9990 Subject F04</i>	<i>N</i> 2469	1081	1235	1577	290	516	603	854	496	1829	489	1205	513	264	395	27
A06D: People will have to change their buying habits and way of life to correct our environmental problems																
1. Disagree	9.4	10.8	8.0	9.9	11.1	7.6	8.7	9.8	11.4	7.8	14.6	7.7	14.4	8.7	8.9	6.1
2. Mostly disagree	12.1	12.5	12.0	13.1	10.7	11.7	9.9	14.1	11.8	12.2	12.0	13.2	10.3	11.1	12.8	5.6
3. Neither	16.6	16.8	16.0	16.1	17.1	17.1	18.1	16.5	14.6	15.4	19.7	17.1	13.6	16.6	17.9	16.4
4. Mostly agree	35.0	34.0	36.3	36.9	28.1	36.3	37.0	33.5	33.5	36.4	31.8	35.9	31.6	32.2	38.5	38.9
5. Agree	26.9	25.9	27.7	23.9	33.1	27.2	26.3	26.0	28.7	28.1	21.8	26.1	30.1	31.4	21.8	33.0
<i>Item 10000 Subject F04</i>	<i>N</i> 2470	1078	1238	1582	284	513	610	850	496	1820	498	1204	518	261	393	27
A06E: Government should take action to solve our environmental problems even if it means that some of the products we now use would have to be changed or banned																
1. Disagree	9.1	12.0	6.6	9.2	8.8	6.9	7.9	11.8	8.2	8.1	12.4	8.2	9.6	9.0	10.2	12.9
2. Mostly disagree	11.7	13.5	10.5	12.9	8.6	11.0	14.5	9.8	11.9	11.0	14.0	12.4	10.3	11.0	10.6	10.4
3. Neither	21.5	21.3	21.8	21.6	21.9	20.1	22.3	23.1	19.4	20.9	22.8	19.8	21.8	21.8	24.1	31.1
4. Mostly agree	34.1	32.5	35.0	35.5	32.2	39.8	35.2	31.2	32.1	35.4	30.0	36.8	33.5	32.6	32.6	14.7
5. Agree	23.6	20.8	26.0	20.7	28.5	22.1	20.2	24.1	28.4	24.6	20.7	22.8	24.7	25.5	22.5	30.9
<i>Item 10010 Subject F04, H02</i>	<i>N</i> 2483	1082	1247	1589	289	520	613	853	497	1831	499	1208	521	263	398	27
A06F: Government should place higher taxes on products which cause pollution in their manufacture or disposal, so that companies will be encouraged to find better ways to produce them																
1. Disagree	20.3	22.0	18.1	19.1	25.4	17.6	18.6	25.2	16.7	17.5	29.7	17.5	24.8	13.5	25.0	35.1
2. Mostly disagree	14.3	14.7	14.4	14.8	16.4	15.9	14.0	14.4	13.1	14.1	15.5	16.1	12.3	12.4	13.5	6.0
3. Neither	19.7	20.9	18.7	20.9	17.8	21.4	22.7	18.5	16.3	19.5	18.8	18.6	18.7	24.1	19.6	30.6
4. Mostly agree	25.4	24.7	26.6	27.3	17.0	25.4	27.0	23.0	27.8	27.8	18.4	27.1	25.1	33.1	18.6	12.0
5. Agree	20.2	17.7	22.3	17.9	23.5	19.8	17.7	18.9	26.2	21.1	17.7	20.7	19.0	17.0	23.3	16.2
<i>Item 10020 Subject F04, H02</i>	<i>N</i> 2474	1084	1237	1587	289	512	611	853	497	1823	500	1208	518	258	398	27
A06G: I wish that government would ban throwaway bottles and beverage cans																
1. Disagree	34.3	37.5	31.7	34.3	44.7	32.0	30.7	39.0	32.9	33.0	40.5	33.0	35.2	35.2	36.1	36.2
2. Mostly disagree	18.9	18.6	19.4	21.3	12.0	19.4	21.3	17.6	17.6	21.3	12.6	19.7	19.8	13.0	18.4	42.8
3. Neither	30.4	28.5	31.9	29.7	28.4	31.6	31.0	27.9	32.5	28.9	33.1	31.3	28.8	31.5	29.8	4.5
4. Mostly agree	10.1	9.7	10.5	9.9	6.7	10.5	11.7	8.4	10.3	10.5	7.7	9.2	10.1	15.3	10.0	7.2
5. Agree	6.4	5.7	6.5	4.7	8.2	6.5	5.3	7.0	6.7	6.4	6.1	6.7	6.1	5.0	5.8	9.1
<i>Item 10030 Subject F04, H02</i>	<i>N</i> 2472	1081	1239	1587	288	518	610	850	494	1825	497	1206	515	264	395	27

DESCRIPTIVE RESULTS: 2003

165

QUESTIONNAIRE FORM 4 2003	TOTAL	SEX		RACE		REGION				COLLEGE PLANS?		ILLICIT DRUG USE: LIFETIME				
		M	F	White	Black	NE	NC	S	W	Yes	No	None	Mari- juana Only	Few Pills	More Pills	Any Her- oin
<i>N (Weighted No. of Cases):</i>	2512	1095	1250	1599	291	525	618	863	506	1840	505	1217	523	267	401	27
<i>% of Weighted Total:</i>	100.0	43.6	49.8	63.6	11.6	20.9	24.6	34.3	20.1	73.2	20.1	48.4	20.8	10.6	16.0	1.1
A06H: T.V. commercials stimulate people to buy a lot of things they don't really need																
1. Disagree	6.5	9.1	4.2	6.0	7.0	6.2	7.4	6.8	5.2	6.3	7.4	6.3	5.9	7.3	6.9	15.8
2. Mostly disagree	6.6	8.1	5.4	6.8	9.4	6.6	5.7	8.0	5.3	6.1	8.5	6.9	6.7	5.9	6.1	4.4
3. Neither	12.2	13.2	10.6	12.5	12.9	17.9	12.0	10.4	9.4	11.4	14.5	12.4	11.2	6.9	13.4	28.9
4. Mostly agree	30.5	29.5	31.8	32.2	27.7	26.9	34.2	28.6	32.9	30.7	28.8	30.5	31.0	31.0	30.0	22.5
5. Agree	44.2	40.1	48.1	42.5	43.0	42.4	40.7	46.2	47.2	45.5	40.8	44.0	45.2	49.0	43.6	28.4
<i>Item 10040 Subject F02</i>	<i>N</i> 2473	1080	1240	1583	290	516	609	852	496	1826	497	1204	519	264	395	27
A06I: T.V. commercials do a lot of good by showing new products that we might not know about otherwise																
1. Disagree	6.1	6.4	6.1	6.2	6.6	7.7	5.2	6.0	5.7	6.2	6.6	7.3	3.4	7.5	4.6	13.0
2. Mostly disagree	10.5	9.4	11.0	12.0	5.1	12.8	10.1	7.8	13.1	11.1	8.8	10.3	12.3	9.6	9.3	12.7
3. Neither	22.4	21.3	24.2	23.8	15.1	22.9	23.4	18.9	26.7	22.9	21.2	23.2	22.6	20.2	20.5	34.9
4. Mostly agree	36.4	36.5	36.0	36.3	37.3	34.9	39.6	36.7	33.6	36.3	35.6	36.3	37.5	34.3	38.0	10.8
5. Agree	24.6	26.5	22.6	21.6	35.9	21.8	21.7	30.6	20.9	23.5	27.8	23.0	24.2	28.3	27.7	28.6
<i>Item 10050 Subject F02</i>	<i>N</i> 2476	1082	1242	1585	289	519	611	849	497	1827	499	1207	516	264	398	27
A06J: My family and I often buy things we don't really need; we could get along with much less																
1. Disagree	13.2	14.5	11.8	10.9	17.9	12.3	12.4	13.5	14.7	12.2	16.0	14.6	13.3	10.6	9.3	24.1
2. Mostly disagree	14.6	16.1	12.5	13.9	16.2	16.4	14.0	13.8	14.6	13.5	17.9	15.1	14.8	10.2	15.5	10.4
3. Neither	18.5	21.3	15.6	18.0	17.4	23.9	16.9	16.0	19.1	17.8	18.1	18.6	16.6	16.2	19.3	37.9
4. Mostly agree	29.5	27.0	32.6	32.3	21.6	27.2	32.7	28.7	29.2	31.6	25.4	30.3	31.3	27.4	28.5	9.3
5. Agree	24.3	21.0	27.5	24.9	26.8	20.3	24.0	27.9	22.4	25.0	22.7	21.4	24.0	35.6	27.4	18.3
<i>Item 10060 Subject F01</i>	<i>N</i> 2475	1079	1244	1584	288	519	609	852	495	1825	499	1209	516	264	396	26
A06K: Within the next 25 years, engineers and scientists will probably have invented devices that will solve our pollution problems																
1. Disagree	8.3	8.9	7.5	7.9	11.3	9.7	8.8	8.7	5.7	7.7	10.4	8.6	9.1	5.3	7.6	11.7
2. Mostly disagree	13.5	14.5	12.8	15.0	6.8	13.2	14.7	11.7	15.7	13.7	14.3	13.2	13.2	12.5	16.1	9.1
3. Neither	24.9	22.5	26.8	26.3	23.5	23.1	26.2	22.4	29.5	26.0	22.7	24.6	23.7	26.4	26.0	25.4
4. Mostly agree	36.4	37.3	36.3	37.3	31.5	37.6	36.1	36.8	34.8	36.3	35.1	36.4	35.8	40.1	34.9	40.0
5. Agree	16.8	16.8	16.6	13.6	27.0	16.5	14.2	20.5	14.2	16.2	17.5	17.2	18.2	15.7	15.4	13.8
<i>Item 10070 Subject F04</i>	<i>N</i> 2481	1082	1246	1588	288	518	612	853	497	1832	499	1208	520	264	397	27
A07: In your own actions—the things you buy and the things you do—how much of an effort do you make to conserve energy and protect the environment?																
1. None	16.0	17.1	15.1	15.6	18.8	14.8	15.4	20.1	11.0	15.4	17.8	13.1	16.0	18.2	22.2	17.0
2. A little	35.9	35.1	37.2	38.6	40.7	32.6	40.0	36.4	33.5	37.4	32.9	35.9	35.7	42.5	33.9	14.1
3. Some	40.1	39.7	39.7	39.8	34.4	43.9	37.6	36.7	45.2	38.4	44.4	43.1	40.8	30.2	36.5	47.0
4. Quite a bit	7.9	8.1	8.0	6.0	6.1	8.7	7.0	6.8	10.3	8.8	4.9	7.8	7.5	9.2	7.4	21.9
<i>Item 10080 Subject F04</i>	<i>N</i> 2386	1038	1203	1544	268	503	588	827	468	1786	462	1170	490	253	386	26
The next questions are about work.																
A08: Different people may look for different things in their work. Below is a list of some of these things. Please read each one, then indicate how important this thing is for you.																
A08A: A job where you can see the results of what you do																
1. Not important	2.1	2.9	1.2	2.2	2.4	3.0	1.6	2.3	1.8	1.8	2.4	2.0	1.4	1.0	3.3	6.2
2. A little important	11.6	12.6	10.5	13.5	4.4	10.6	13.2	10.5	12.4	10.3	15.7	10.6	12.3	11.5	13.8	5.7
3. Pretty important	41.2	44.4	38.2	44.5	31.1	36.4	46.6	39.3	42.7	41.6	40.6	40.3	45.3	39.9	40.2	22.0
4. Very important	45.1	40.1	50.0	39.8	62.2	50.0	38.7	48.0	43.2	46.3	41.3	47.1	41.0	47.5	42.6	66.1
<i>Item 10090 Subject C04</i>	<i>N</i> 2478	1081	1242	1582	288	518	612	851	497	1830	495	1207	518	266	394	27

MONITORING THE FUTURE

QUESTIONNAIRE FORM 4 2003	TOTAL	SEX		RACE		REGION				COLLEGE PLANS?		ILLICIT DRUG USE: LIFETIME				
		M	F	White	Black	NE	NC	S	W	Yes	No	None	Mari- juana Only	Few Pills	More Pills	Any Her- oin
<i>N (Weighted No. of Cases):</i>	2512	1095	1250	1599	291	525	618	863	506	1840	505	1217	523	267	401	27
<i>% of Weighted Total:</i>	100.0	43.6	49.8	63.6	11.6	20.9	24.6	34.3	20.1	73.2	20.1	48.4	20.8	10.6	16.0	1.1
A08B: A job that has high status and prestige																
1. Not important	9.8	9.7	9.5	10.7	5.8	12.9	9.7	8.3	9.1	9.3	12.1	10.8	7.8	5.7	9.7	31.0
2. A little important	26.3	25.8	27.2	31.1	18.8	26.6	28.7	24.2	26.5	26.2	29.3	27.8	25.4	21.9	27.3	25.8
3. Pretty important	38.3	39.7	37.6	37.9	34.8	36.5	37.1	40.1	38.5	38.6	34.3	36.7	41.6	40.0	38.0	28.3
4. Very important	25.7	24.9	25.7	20.3	40.6	24.0	24.5	27.4	25.9	25.9	24.3	24.6	25.3	32.4	25.0	14.8
<i>Item 10100 Subject C04</i>	<i>N</i> 2471	1079	1237	1578	286	518	611	847	496	1826	494	1203	517	266	393	27
A08C: A job which is interesting to do																
1. Not important	0.9	0.9	0.5	0.7	1.1	0.7	0.9	1.0	0.9	0.4	2.3	0.9	0.1	0.6	0.7	5.2
2. A little important	2.5	3.7	1.5	1.9	3.1	3.0	2.7	2.2	2.5	2.1	3.5	2.7	2.0	2.5	2.6	1.8
3. Pretty important	14.5	13.9	13.6	15.1	10.8	15.2	15.0	14.0	14.0	13.2	16.3	13.7	17.3	10.1	15.4	4.4
4. Very important	82.1	81.5	84.4	82.4	84.9	81.1	81.4	82.8	82.6	84.4	77.9	82.6	80.6	86.8	81.4	88.5
<i>Item 10110 Subject C04</i>	<i>N</i> 2469	1079	1236	1577	288	518	610	846	495	1824	493	1202	517	266	391	27
A08D: A job where the chances for advancement and promotion are good																
1. Not important	1.9	2.2	1.6	2.1	2.1	1.8	2.1	2.2	1.3	1.5	3.5	2.3	2.0	1.0	0.4	5.2
2. A little important	9.0	6.8	10.6	9.9	2.9	12.0	9.0	7.6	8.1	8.9	9.8	10.3	7.4	7.7	8.2	12.5
3. Pretty important	31.4	30.3	31.9	34.4	21.0	31.8	32.0	29.5	33.4	32.1	29.5	33.6	26.7	33.3	30.1	18.3
4. Very important	57.7	60.6	55.9	53.6	74.0	54.3	56.9	60.7	57.2	57.5	57.2	53.8	63.9	58.0	61.4	64.0
<i>Item 10120 Subject C04</i>	<i>N</i> 2473	1078	1241	1580	288	516	610	849	498	1829	491	1205	518	265	393	27
A08E: A job that gives you an opportunity to be directly helpful to others																
1. Not important	4.0	6.9	1.5	4.1	3.4	3.6	4.0	4.8	3.0	2.8	7.9	3.3	3.7	3.0	6.5	11.6
2. A little important	16.7	24.5	9.2	18.4	8.0	16.9	18.1	15.3	17.2	15.1	21.2	15.5	13.7	16.5	22.2	41.8
3. Pretty important	36.8	39.5	34.6	38.6	32.8	40.6	35.8	35.3	36.6	37.3	36.4	35.6	40.2	33.5	40.0	15.0
4. Very important	42.5	29.1	54.7	38.9	55.8	38.9	42.1	44.5	43.2	44.8	34.5	45.6	42.4	47.0	31.3	31.5
<i>Item 10130 Subject C04, O01</i>	<i>N</i> 2478	1080	1244	1583	287	517	612	851	499	1833	492	1206	519	266	395	27
A08F: A job which provides you with a chance to earn a good deal of money																
1. Not important	2.1	2.1	1.9	2.2	2.3	1.3	3.0	2.2	1.4	1.8	2.9	2.8	1.6	1.2	0.5	5.2
2. A little important	11.7	8.5	14.5	13.7	6.8	12.4	13.0	11.1	10.1	12.8	9.7	14.6	9.8	7.4	9.7	2.6
3. Pretty important	27.3	26.5	28.6	31.0	13.7	26.3	27.3	27.2	28.4	29.5	22.2	29.7	24.0	28.9	23.8	20.7
4. Very important	59.0	63.0	55.1	53.2	77.3	60.0	56.6	59.4	60.1	56.0	65.2	53.0	64.5	62.5	66.1	71.4
<i>Item 10140 Subject C04, F01</i>	<i>N</i> 2478	1082	1243	1582	288	516	611	851	499	1830	495	1205	519	266	395	27
A08G: A job where you have the chance to be creative																
1. Not important	5.1	5.4	4.6	5.3	4.4	5.7	4.0	5.7	4.9	4.8	5.1	4.7	6.4	4.3	5.2	7.0
2. A little important	22.5	24.2	21.1	23.9	18.3	20.4	26.1	23.3	18.7	23.5	20.1	22.3	24.3	25.6	19.2	9.6
3. Pretty important	34.3	36.5	31.9	34.8	30.9	39.0	33.1	33.1	32.7	33.8	36.5	35.9	33.3	29.6	35.5	28.6
4. Very important	38.1	33.9	42.3	36.0	46.4	34.8	36.8	37.8	43.6	37.9	38.3	37.2	36.1	40.5	40.2	54.9
<i>Item 10150 Subject C04</i>	<i>N</i> 2480	1083	1242	1583	288	518	612	852	498	1832	494	1208	520	266	394	27
A08H: A job where the skills you learn will not go out of date																
1. Not important	4.9	4.9	5.0	5.0	2.9	3.3	5.7	5.4	4.7	4.7	5.7	5.3	4.0	5.0	4.4	5.2
2. A little important	14.6	16.0	13.2	16.1	11.6	15.3	14.8	13.4	15.5	14.9	14.7	14.1	12.5	15.9	17.6	13.8
3. Pretty important	38.0	37.4	38.5	39.7	30.7	40.0	41.5	35.7	35.3	39.5	33.0	39.7	39.6	35.2	33.7	20.3
4. Very important	42.6	41.7	43.4	39.2	54.8	41.4	38.0	45.5	44.4	40.9	46.7	40.8	43.9	43.9	44.3	60.7
<i>Item 10160 Subject C04</i>	<i>N</i> 2478	1081	1243	1581	288	516	611	853	498	1833	495	1206	520	266	393	27
A08I: A job that gives you a chance to make friends																
1. Not important	5.0	6.6	3.6	4.6	10.4	5.9	2.9	6.9	3.6	5.3	3.7	4.9	4.4	5.4	4.4	30.1
2. A little important	18.5	20.6	16.1	17.3	22.0	18.4	16.6	19.4	19.4	18.5	16.7	17.5	20.4	17.0	20.5	10.6
3. Pretty important	35.1	36.7	34.8	36.8	30.8	34.0	39.9	34.9	30.7	34.0	40.1	37.0	34.9	30.2	33.8	11.8
4. Very important	41.3	36.1	45.5	41.3	36.8	41.7	40.6	38.8	46.3	42.2	39.5	40.6	40.3	47.5	41.4	47.4
<i>Item 10170 Subject C04, M04</i>	<i>N</i> 2473	1074	1243	1580	287	515	610	852	496	1828	494	1205	520	263	393	27

DESCRIPTIVE RESULTS: 2003

167

QUESTIONNAIRE FORM 4 2003	TOTAL	SEX		RACE		REGION				COLLEGE PLANS?		ILLICIT DRUG USE: LIFETIME				
		M	F	White	Black	NE	NC	S	W	Yes	No	None	Mari- juana Only	Few Pills	More Pills	Any Her- oin
<i>N (Weighted No. of Cases):</i>	2512	1095	1250	1599	291	525	618	863	506	1840	505	1217	523	267	401	27
<i>% of Weighted Total:</i>	100.0	43.6	49.8	63.6	11.6	20.9	24.6	34.3	20.1	73.2	20.1	48.4	20.8	10.6	16.0	1.1
A08J: A job which uses your skills and abilities—lets you do the things you can do best																
1. Not important	1.1	0.9	1.0	0.8	2.4	0.9	0.6	1.7	0.6	0.9	1.5	1.2	1.0	0.2	0.8	1.7
2. A little important	5.3	6.5	3.2	5.1	3.4	6.0	5.6	5.4	4.2	4.7	7.4	4.4	4.9	5.6	8.3	-
3. Pretty important	28.7	31.1	26.8	31.6	22.9	27.9	29.7	29.0	27.9	28.5	29.0	28.3	29.4	31.4	27.5	21.0
4. Very important	64.9	61.5	69.0	62.5	71.4	65.2	64.1	63.9	67.3	65.9	62.1	66.1	64.7	62.7	63.4	77.3
<i>Item 10180 Subject C04</i>	<i>N</i> 2475	1079	1242	1580	286	515	611	851	498	1830	495	1205	519	264	393	27
A08K: A job that is worthwhile to society																
1. Not important	5.1	8.3	2.3	5.2	6.1	3.9	4.0	6.5	5.1	4.0	8.1	3.2	5.9	5.7	8.7	10.5
2. A little important	18.9	22.9	15.0	19.1	16.7	18.7	18.7	19.0	19.1	17.5	23.8	18.6	17.1	19.8	21.3	14.9
3. Pretty important	38.0	38.1	37.6	39.2	37.3	38.9	39.9	37.4	35.6	38.0	38.9	39.6	38.0	30.1	37.0	49.0
4. Very important	38.1	30.7	45.1	36.5	39.9	38.5	37.4	37.0	40.1	40.5	29.2	38.6	38.9	44.4	33.0	25.6
<i>Item 10190 Subject C04, O01</i>	<i>N</i> 2465	1077	1236	1573	284	515	606	847	498	1826	489	1200	519	264	391	27
A08L: A job where you have more than two weeks vacation																
1. Not important	12.1	10.5	13.4	12.2	13.4	10.1	10.9	14.2	11.8	12.4	10.8	13.0	12.9	8.8	10.8	7.8
2. A little important	28.3	25.2	30.9	30.3	27.5	29.2	34.7	27.1	21.8	27.4	32.3	30.1	26.6	27.7	24.9	12.9
3. Pretty important	26.3	26.2	26.7	25.3	23.6	25.2	24.4	26.0	30.1	28.4	17.9	26.2	28.3	29.8	22.5	22.4
4. Very important	33.4	38.1	29.0	32.1	35.4	35.5	30.0	32.7	36.3	31.8	38.9	30.6	32.1	33.7	41.8	56.9
<i>Item 10200 Subject C04</i>	<i>N</i> 2474	1078	1243	1579	288	516	612	852	494	1830	494	1207	519	263	392	27
A08M: A job where you get a chance to participate in decision making																
1. Not important	4.2	5.0	2.7	3.8	3.8	4.0	5.3	3.3	4.5	3.1	7.8	4.6	3.1	4.2	4.0	10.7
2. A little important	20.0	20.1	19.9	22.6	12.7	18.9	18.7	22.0	19.4	19.1	23.1	20.8	18.1	16.7	21.1	30.5
3. Pretty important	42.2	44.1	41.0	43.1	39.6	45.0	44.9	41.3	37.5	43.2	39.8	40.9	47.6	44.2	39.5	6.4
4. Very important	33.6	30.8	36.4	30.4	43.9	32.1	31.2	33.4	38.6	34.6	29.3	33.6	31.1	34.9	35.4	52.4
<i>Item 10210 Subject C04</i>	<i>N</i> 2475	1078	1241	1580	285	517	612	849	497	1830	494	1205	519	266	392	27
A08N: A job which leaves a lot of time for other things in your life																
1. Not important	1.9	1.5	2.0	1.7	3.3	1.6	2.9	1.7	1.3	1.9	1.4	2.0	1.6	1.1	1.8	1.7
2. A little important	14.8	12.0	17.4	15.6	12.9	13.5	14.3	15.3	15.9	14.9	15.3	16.9	10.7	15.7	14.0	9.2
3. Pretty important	35.4	36.0	34.8	37.5	31.3	36.0	37.2	34.5	34.0	35.8	32.7	35.9	39.2	33.3	31.2	13.9
4. Very important	47.9	50.5	45.9	45.2	52.5	48.9	45.7	48.5	48.8	47.4	50.6	45.2	48.5	49.8	53.0	75.2
<i>Item 10220 Subject C04</i>	<i>N</i> 2469	1075	1240	1574	287	511	611	850	496	1826	493	1204	516	266	391	27
A08O: A job which allows you to establish roots in a community and not have to move from place to place																
1. Not important	7.5	8.5	6.8	6.8	9.8	7.1	7.3	7.4	8.2	7.1	8.0	7.0	6.7	4.9	11.3	17.6
2. A little important	19.7	18.8	19.7	20.0	15.8	25.4	18.1	17.7	19.0	20.1	17.4	19.8	18.5	20.0	20.6	10.4
3. Pretty important	33.6	34.3	33.3	33.7	33.5	33.3	35.4	32.7	33.1	34.4	32.6	33.3	34.5	34.5	34.6	17.2
4. Very important	39.3	38.4	40.1	39.5	40.8	34.2	39.2	42.1	39.8	38.4	42.1	39.9	40.2	40.6	33.5	54.8
<i>Item 10230 Subject C04</i>	<i>N</i> 2471	1077	1241	1578	286	515	611	849	497	1831	492	1204	519	266	392	27
A08P: A job which leaves you mostly free of supervision by others																
1. Not important	7.3	7.0	7.5	6.5	8.7	6.9	6.2	8.5	7.0	6.7	7.5	8.1	6.0	5.8	7.2	9.5
2. A little important	25.1	22.2	28.3	26.7	20.5	24.2	22.6	26.3	27.2	26.5	22.0	28.1	20.5	28.9	20.7	15.1
3. Pretty important	38.6	38.0	38.2	39.5	40.4	42.5	41.0	37.2	34.2	38.1	40.6	38.3	43.2	36.0	35.7	18.0
4. Very important	29.0	32.8	26.0	27.3	30.4	26.4	30.2	28.1	31.6	28.7	29.9	25.6	30.3	29.2	36.4	57.4
<i>Item 10240 Subject C04</i>	<i>N</i> 2467	1080	1234	1579	280	510	611	849	497	1832	487	1199	519	266	392	27
A08Q: A job that offers a reasonably predictable, secure future																
1. Not important	2.9	2.7	2.7	2.8	2.7	1.9	3.2	2.5	4.0	2.7	3.1	2.5	2.5	3.3	3.8	1.8
2. A little important	8.2	8.6	7.5	9.0	4.0	11.0	8.0	7.6	6.5	7.4	10.9	8.4	7.4	9.1	6.7	4.4
3. Pretty important	34.2	38.5	30.9	38.3	23.4	36.2	36.1	31.8	34.0	34.0	36.5	33.6	35.1	30.8	36.5	43.9
4. Very important	54.8	50.2	58.8	49.9	69.9	50.9	52.7	58.1	55.6	56.0	49.6	55.5	54.9	56.8	53.0	50.0
<i>Item 10250 Subject C04</i>	<i>N</i> 2456	1075	1227	1575	279	505	608	850	492	1823	485	1197	518	260	392	27

MONITORING THE FUTURE

QUESTIONNAIRE FORM 4 2003	TOTAL	SEX		RACE		REGION				COLLEGE PLANS?		ILLICIT DRUG USE: LIFETIME				
		M	F	White	Black	NE	NC	S	W	Yes	No	None	Mari- juana Only	Few Pills	More Pills	Any Her- oin
<i>N (Weighted No. of Cases):</i>	2512	1095	1250	1599	291	525	618	863	506	1840	505	1217	523	267	401	27
<i>% of Weighted Total:</i>	100.0	43.6	49.8	63.6	11.6	20.9	24.6	34.3	20.1	73.2	20.1	48.4	20.8	10.6	16.0	1.1
A08R: A job where you can learn new things, learn new skills																
1. Not important	2.5	2.8	2.1	2.6	1.9	2.4	3.0	2.4	2.4	2.4	2.5	2.5	2.2	1.1	3.6	4.4
2. A little important	16.3	19.5	14.0	20.3	5.8	16.4	21.6	14.1	13.6	17.6	13.8	15.5	14.8	18.5	19.7	23.1
3. Pretty important	40.3	40.5	40.1	42.6	31.4	43.1	39.5	41.3	36.5	39.9	42.2	40.5	42.2	40.5	38.5	30.3
4. Very important	40.9	37.3	43.8	34.5	60.9	38.1	36.0	42.1	47.5	40.1	41.4	41.6	40.8	39.9	38.2	42.2
<i>Item 10260 Subject B02, C04</i>	<i>N</i> 2454	1075	1228	1574	280	505	608	850	492	1822	484	1196	517	260	392	27
A08S: A job where you do not have to pretend to be a type of person that you are not																
1. Not important	5.3	6.7	3.9	4.8	5.2	4.6	5.3	6.1	4.8	4.7	7.3	5.0	4.4	6.8	5.5	9.0
2. A little important	6.9	9.5	4.1	7.0	6.0	5.9	8.4	6.1	7.4	5.7	9.5	7.9	5.5	6.0	5.8	12.6
3. Pretty important	21.8	25.9	18.5	23.6	14.8	22.5	21.4	22.7	20.1	21.7	23.4	20.0	22.8	24.2	23.9	5.3
4. Very important	66.0	58.0	73.5	64.6	74.1	67.0	64.9	65.1	67.8	67.9	59.8	67.1	67.3	62.9	64.8	73.2
<i>Item 10270 Subject C04</i>	<i>N</i> 2448	1073	1224	1569	280	504	607	849	488	1819	483	1191	517	259	392	27
A08T: A job that most people look up to and respect																
1. Not important	5.8	6.5	4.1	5.3	6.0	6.6	4.4	6.9	5.0	5.3	6.9	6.5	4.6	1.7	7.3	13.0
2. A little important	15.8	16.4	15.2	17.7	10.2	16.2	16.3	15.6	15.0	15.0	18.7	15.8	15.7	15.9	16.1	5.1
3. Pretty important	37.0	39.9	35.4	39.6	29.2	38.6	36.6	36.8	36.2	37.5	36.1	36.5	38.1	37.7	36.9	40.9
4. Very important	41.4	37.3	45.3	37.4	54.6	38.6	42.8	40.8	43.8	42.2	38.2	41.3	41.6	44.7	39.8	41.1
<i>Item 10280 Subject C04</i>	<i>N</i> 2443	1071	1219	1567	276	501	608	844	489	1812	484	1190	516	258	390	27
A08U: A job that permits contact with a lot of people																
1. Not important	11.1	13.6	7.9	10.6	13.5	11.2	9.9	12.6	9.9	9.5	15.7	12.4	8.0	8.6	11.7	17.8
2. A little important	24.9	28.5	22.1	26.9	22.5	26.0	22.4	26.9	23.7	24.7	23.8	25.2	21.5	27.4	26.9	12.9
3. Pretty important	33.6	33.2	34.4	33.1	33.1	36.4	35.3	32.1	31.1	34.7	32.4	32.2	39.6	31.6	33.1	13.1
4. Very important	30.4	24.6	35.7	29.4	30.9	26.4	32.5	28.4	35.3	31.1	28.1	30.1	30.9	32.4	28.3	56.2
<i>Item 10290 Subject C04, M05</i>	<i>N</i> 2453	1073	1228	1573	280	505	609	849	490	1820	484	1196	517	259	392	27
A08V: A job with an easy pace that lets you work slowly																
1. Not important	21.6	19.9	23.1	22.5	22.0	21.5	21.9	22.1	20.3	22.0	21.2	22.8	20.1	18.9	22.7	21.5
2. A little important	35.9	33.4	38.4	38.3	35.0	37.1	36.7	34.8	35.6	37.2	31.7	37.0	33.3	42.1	35.2	16.1
3. Pretty important	26.8	28.3	25.4	25.4	23.5	26.2	25.0	26.9	29.2	26.2	28.6	26.6	28.9	24.2	24.7	23.6
4. Very important	15.7	18.4	13.0	13.7	19.4	15.2	16.4	16.1	14.8	14.6	18.4	13.6	17.6	14.8	17.5	38.8
<i>Item 10300 Subject C04</i>	<i>N</i> 2448	1071	1225	1572	276	504	607	845	492	1817	483	1193	516	258	392	27
A08W: A job where most problems are quite difficult and challenging																
1. Not important	21.2	22.3	20.1	22.5	21.0	20.5	23.6	22.7	16.4	19.6	28.3	20.8	20.0	20.8	25.3	25.8
2. A little important	40.0	36.6	42.9	40.1	38.6	42.8	38.2	38.5	42.1	40.9	37.0	39.4	44.2	42.1	36.5	18.1
3. Pretty important	27.7	28.6	27.3	27.3	26.2	28.1	25.4	26.8	31.8	28.6	24.1	28.4	25.5	27.5	27.7	41.5
4. Very important	11.0	12.6	9.7	10.2	14.2	8.7	12.9	12.0	9.7	10.9	10.6	11.4	10.3	9.6	10.5	14.6
<i>Item 10310 Subject C04</i>	<i>N</i> 2445	1068	1225	1571	275	505	607	841	492	1816	483	1194	516	259	389	27

QUESTIONNAIRE FORM 4 2003	TOTAL	SEX		RACE		REGION				COLLEGE PLANS?		ILLICIT DRUG USE: LIFETIME					
		M	F	White	Black	NE	NC	S	W	Yes	No	None	Mari- juana Only	Few Pills	More Pills	Any Her- oin	
<i>N (Weighted No. of Cases):</i>	2512	1095	1250	1599	291	525	618	863	506	1840	505	1217	523	267	401	27	
<i>% of Weighted Total:</i>	100.0	43.6	49.8	63.6	11.6	20.9	24.6	34.3	20.1	73.2	20.1	48.4	20.8	10.6	16.0	1.1	
A09: What kind of work do you think you will be doing when you are 30 years old? Mark the one that comes closest to what you expect to be doing.																	
01. Laborer (car washer, sanitary worker, farm laborer)	0.4	0.8	0.1	0.5	0.3	-	0.7	0.7	0.2	0.3	0.3	0.4	0.3	0.3	0.9	-	
02. Service worker (cook, waiter, barber, janitor, gas station attendant, practical nurse, beautician)	2.0	1.2	2.9	2.1	2.3	1.2	2.4	2.1	2.3	0.8	6.7	2.0	2.1	0.8	3.1	-	
03. Operative or semi-skilled worker (garage worker, taxicab, bus or truck driver, assembly line worker, welder)	0.8	1.6	-	0.9	0.3	1.0	0.7	0.7	0.9	0.1	3.2	0.3	1.1	0.4	1.4	5.0	
04. Sales clerk in a retail store or by phone (phone sales, department store clerk, drug store clerk)	0.5	0.4	0.7	0.5	1.2	-	0.4	1.0	0.3	0.2	1.9	0.6	0.4	0.8	0.4	-	
05. Clerical or office worker (bank teller, bookkeeper, secretary, postal clerk or carrier, keyboard operator)	1.4	1.0	1.9	1.5	1.5	0.5	2.3	1.7	0.8	1.2	2.3	1.7	1.0	0.8	0.7	-	
06. Protective service (police officer, firefighter, detective)	3.8	4.6	2.9	3.8	4.2	4.6	1.3	4.5	4.7	3.4	4.9	3.3	3.9	4.0	5.5	-	
07. Military service	3.6	6.1	1.2	3.6	3.5	2.4	2.9	5.1	2.9	2.7	6.5	4.0	2.8	3.9	2.8	2.5	
08. Craftsman or skilled worker (carpenter, electrician, brick layer, mechanic, machinist, tool and die maker, telephone installer)	6.3	12.6	-	6.8	3.0	5.9	6.6	6.1	6.6	2.7	19.5	4.7	6.4	7.1	9.6	11.4	
09. Farm owner, farm manager	0.7	0.8	0.6	1.1	-	0.7	0.4	0.7	0.9	0.7	0.8	0.8	0.2	0.9	1.0	-	
10. Owner of small business (restaurant owner, shop owner)	6.8	7.5	5.9	5.7	10.3	8.4	5.2	6.8	7.4	6.8	6.2	5.5	6.8	8.9	8.8	8.1	
11. Sales representative (insurance agent, real estate broker, bond salesman)	1.2	1.6	0.9	1.3	1.2	1.1	1.1	1.5	1.0	1.3	0.6	0.7	1.2	2.1	2.2	6.0	
12. Manager or administrator (office manager, sales manager, school administrator, government official)	4.6	5.6	3.9	5.2	5.2	4.7	5.0	3.9	5.1	4.8	3.6	4.7	5.3	3.6	4.5	-	
13. Professional without doctoral degree (registered nurse, librarian, engineer, architect, social worker, accountant, actor, artist, musician, teacher, pilot, computer programmer or analyst)	39.5	32.8	45.5	39.2	40.0	37.7	41.5	39.8	38.2	43.6	24.8	41.1	43.5	37.0	33.2	23.6	
14. Professional with doctoral degree or equivalent (lawyer, physician, dentist, scientist, college professor)	18.8	12.7	25.1	18.0	20.0	20.9	18.5	17.7	18.9	23.1	3.8	21.7	16.7	17.0	15.3	14.6	
15. Full-time homemaker	1.1	0.2	1.8	1.1	0.5	0.9	0.8	1.0	2.0	0.8	2.5	1.2	0.8	0.7	1.3	-	
16. Don't know—GO TO Q.A13	8.4	10.5	6.6	8.8	6.4	9.9	10.1	6.6	7.7	7.4	12.3	7.1	7.7	11.7	9.4	28.8	
<i>Item 10320 Subject C03</i>	<i>N</i>	<i>2325</i>	<i>1022</i>	<i>1166</i>	<i>1518</i>	<i>244</i>	<i>474</i>	<i>574</i>	<i>799</i>	<i>479</i>	<i>1744</i>	<i>447</i>	<i>1138</i>	<i>491</i>	<i>248</i>	<i>373</i>	<i>25</i>
A10: How likely do you think it is that you will actually get to do this kind of work?																	
1. Not very likely	1.3	1.8	0.8	1.3	1.9	1.9	0.5	1.9	0.6	1.1	1.2	1.4	1.5	1.2	0.4	7.0	
2. Somewhat likely	7.9	8.1	7.5	7.4	10.8	10.0	7.0	6.7	9.0	7.9	8.2	9.4	7.3	4.8	6.3	16.0	
3. Fairly likely	21.5	24.3	19.5	18.8	21.2	21.5	22.1	18.7	25.5	20.0	26.2	19.6	23.3	24.5	21.8	31.5	
4. Very likely	40.1	39.1	41.6	42.1	34.8	39.3	40.8	38.8	42.3	42.5	31.9	41.5	37.6	41.3	40.5	10.1	
5. Certain	23.6	19.9	26.8	24.4	27.8	20.3	24.9	27.9	17.8	24.3	21.2	22.6	25.2	23.5	25.3	19.8	
6. I already do this kind of work	5.6	6.8	3.9	6.0	3.6	6.9	4.6	6.0	4.7	4.2	11.3	5.4	5.1	4.8	5.8	15.6	
<i>Item 10330 Subject C03</i>	<i>N</i>	<i>2202</i>	<i>944</i>	<i>1124</i>	<i>1411</i>	<i>251</i>	<i>443</i>	<i>536</i>	<i>772</i>	<i>450</i>	<i>1662</i>	<i>412</i>	<i>1095</i>	<i>464</i>	<i>226</i>	<i>348</i>	<i>20</i>
A11: How certain are you that this kind of work is a good choice for you?																	
1. Not at all certain	2.4	2.7	1.6	2.0	2.1	3.2	1.2	2.1	3.3	2.3	1.9	2.1	3.2	0.8	1.8	9.8	
2. Somewhat certain	7.3	8.1	6.3	6.1	9.2	10.4	6.5	7.3	5.3	6.8	8.1	7.2	7.2	8.3	7.7	3.5	
3. Fairly certain	26.4	26.5	26.1	26.7	20.2	27.2	27.3	23.1	30.2	27.1	22.6	26.2	26.2	27.1	26.2	36.1	
4. Very certain	38.0	38.0	38.7	40.2	37.7	36.8	39.0	38.3	37.2	38.8	37.8	38.3	38.5	38.7	37.6	17.6	
5. Completely certain	26.0	24.7	27.3	24.9	30.8	22.3	26.0	29.2	24.0	25.0	29.5	26.2	25.0	25.1	26.7	32.9	
<i>Item 10340 Subject C03</i>	<i>N</i>	<i>2213</i>	<i>945</i>	<i>1130</i>	<i>1416</i>	<i>253</i>	<i>446</i>	<i>537</i>	<i>777</i>	<i>453</i>	<i>1665</i>	<i>418</i>	<i>1100</i>	<i>467</i>	<i>226</i>	<i>349</i>	<i>20</i>
A12: How satisfying do you think this kind of work will be for you?																	
1. Not very satisfying	1.0	0.9	0.5	0.7	0.9	0.3	1.0	1.5	0.7	0.7	1.5	1.0	0.8	-	0.9	2.3	
2. Somewhat satisfying	5.0	6.4	3.9	4.6	5.7	5.1	4.8	4.9	5.6	3.9	8.5	5.2	4.1	5.1	5.1	13.4	
3. Quite satisfying	20.4	23.2	17.5	19.3	17.7	25.1	20.0	17.8	20.8	19.4	22.7	18.8	22.4	17.0	25.2	28.2	
4. Very satisfying	39.7	40.4	40.5	41.1	39.4	37.5	44.0	38.4	38.8	40.8	37.4	41.5	39.6	44.0	32.0	22.8	
5. Extremely satisfying	33.9	29.1	37.5	34.3	36.4	32.0	30.2	37.4	34.1	35.2	29.9	33.5	33.1	33.9	36.8	33.4	
<i>Item 10350 Subject C03, P02</i>	<i>N</i>	<i>2213</i>	<i>948</i>	<i>1128</i>	<i>1414</i>	<i>254</i>	<i>446</i>	<i>538</i>	<i>778</i>	<i>451</i>	<i>1665</i>	<i>418</i>	<i>1098</i>	<i>468</i>	<i>226</i>	<i>349</i>	<i>20</i>

QUESTIONNAIRE FORM 4 2003	TOTAL	SEX		RACE		REGION				COLLEGE PLANS?		ILLICIT DRUG USE: LIFETIME					
		M	F	White	Black	NE	NC	S	W	Yes	No	None	Mari- juana Only	Few Pills	More Pills	Any Her- oin	
<i>N (Weighted No. of Cases):</i>	2512	1095	1250	1599	291	525	618	863	506	1840	505	1217	523	267	401	27	
<i>% of Weighted Total:</i>	100.0	43.6	49.8	63.6	11.6	20.9	24.6	34.3	20.1	73.2	20.1	48.4	20.8	10.6	16.0	1.1	
A13: To what extent do you think the things listed below will prevent you from getting the kind of work you would like to have?																	
A13A: Your religion																	
1. Not at all	87.4	87.1	88.7	90.5	83.5	88.5	86.7	87.4	87.0	89.2	84.1	87.9	85.8	87.1	90.8	88.4	
2. Somewhat	6.1	6.3	5.6	5.0	6.7	4.1	6.6	6.4	6.8	5.7	6.2	6.3	5.5	6.7	5.3	2.0	
3. A lot	2.4	2.1	2.5	1.2	3.6	3.1	2.8	2.3	1.2	1.9	2.9	2.0	3.6	2.7	0.8	1.9	
8. Don't know	4.2	4.5	3.2	3.3	6.1	4.4	3.9	3.9	5.0	3.2	6.8	3.9	5.0	3.5	3.1	7.7	
<i>Item 10360 Subject C03, G</i>	<i>N</i>	<i>2439</i>	<i>1069</i>	<i>1222</i>	<i>1566</i>	<i>282</i>	<i>510</i>	<i>602</i>	<i>836</i>	<i>491</i>	<i>1811</i>	<i>486</i>	<i>1188</i>	<i>516</i>	<i>261</i>	<i>390</i>	<i>27</i>
A13B: Your sex																	
1. Not at all	72.4	83.0	63.9	73.6	69.2	70.3	73.3	72.5	73.6	71.6	77.0	74.7	70.7	69.7	70.2	84.4	
2. Somewhat	19.9	10.4	28.7	20.2	21.7	22.8	17.1	19.4	21.0	21.6	12.6	19.4	20.3	22.3	20.1	8.8	
3. A lot	4.6	4.3	3.9	3.7	4.8	2.7	6.3	5.5	2.9	3.9	7.0	3.5	4.6	4.5	7.5	0.8	
8. Don't know	3.1	2.3	3.4	2.4	4.3	4.2	3.3	2.6	2.5	2.9	3.4	2.4	4.4	3.4	2.2	5.9	
<i>Item 10370 Subject C03, D06</i>	<i>N</i>	<i>2435</i>	<i>1067</i>	<i>1220</i>	<i>1564</i>	<i>281</i>	<i>510</i>	<i>599</i>	<i>837</i>	<i>490</i>	<i>1811</i>	<i>484</i>	<i>1187</i>	<i>516</i>	<i>261</i>	<i>389</i>	<i>27</i>
A13C: Your race																	
1. Not at all	76.3	76.0	77.5	87.6	44.0	75.7	77.5	74.0	79.2	76.4	79.5	77.0	72.6	77.3	80.6	91.4	
2. Somewhat	14.9	14.6	14.8	7.5	36.2	15.7	12.9	16.0	14.7	15.5	10.0	15.0	16.5	14.2	12.3	0.8	
3. A lot	5.7	5.9	4.9	2.5	15.8	4.1	7.0	6.8	3.7	5.3	6.3	5.2	6.8	6.7	4.5	1.9	
8. Don't know	3.2	3.5	2.8	2.4	4.0	4.5	2.6	3.3	2.3	2.8	4.2	2.8	4.1	1.8	2.6	5.9	
<i>Item 10380 Subject C03, N02</i>	<i>N</i>	<i>2436</i>	<i>1068</i>	<i>1221</i>	<i>1564</i>	<i>281</i>	<i>510</i>	<i>601</i>	<i>834</i>	<i>491</i>	<i>1811</i>	<i>485</i>	<i>1187</i>	<i>516</i>	<i>261</i>	<i>390</i>	<i>27</i>
A13D: Your family background																	
1. Not at all	83.8	83.3	85.2	87.7	80.1	83.7	83.9	83.2	85.0	84.2	84.5	85.1	82.4	82.1	84.9	93.1	
2. Somewhat	8.9	9.8	8.3	8.3	9.5	8.4	10.2	8.9	7.9	9.6	6.6	7.9	9.0	13.3	8.9	0.9	
3. A lot	2.7	2.9	2.1	1.2	4.4	1.3	2.2	3.8	2.7	2.2	2.7	3.2	2.2	1.8	1.8	-	
8. Don't know	4.6	3.9	4.4	2.7	5.9	6.6	3.7	4.2	4.3	3.9	6.2	3.8	6.4	2.7	4.4	6.1	
<i>Item 10390 Subject C03</i>	<i>N</i>	<i>2431</i>	<i>1065</i>	<i>1220</i>	<i>1564</i>	<i>281</i>	<i>508</i>	<i>600</i>	<i>834</i>	<i>490</i>	<i>1808</i>	<i>485</i>	<i>1186</i>	<i>513</i>	<i>261</i>	<i>390</i>	<i>27</i>
A13E: Your political views																	
1. Not at all	78.2	79.3	78.3	81.9	70.9	77.2	79.5	77.3	79.1	77.8	82.2	79.6	78.0	76.3	77.8	81.3	
2. Somewhat	11.9	12.0	11.1	11.1	13.8	10.7	11.6	12.5	12.5	12.2	8.2	11.8	10.9	13.5	11.7	10.2	
3. A lot	3.1	3.4	3.0	2.1	4.0	3.3	2.3	3.1	3.9	3.6	2.0	2.6	4.3	2.2	3.3	2.6	
8. Don't know	6.8	5.3	7.7	4.8	11.4	8.8	6.6	7.1	4.5	6.4	7.6	6.0	6.8	7.9	7.2	5.9	
<i>Item 10400 Subject C03, H01</i>	<i>N</i>	<i>2432</i>	<i>1067</i>	<i>1220</i>	<i>1565</i>	<i>282</i>	<i>509</i>	<i>601</i>	<i>833</i>	<i>489</i>	<i>1811</i>	<i>484</i>	<i>1186</i>	<i>516</i>	<i>260</i>	<i>390</i>	<i>27</i>
A13F: Your education																	
1. Not at all	42.1	44.3	41.1	41.8	55.1	43.8	37.5	47.0	37.9	45.2	34.0	44.6	39.2	38.9	41.1	51.4	
2. Somewhat	21.0	21.3	20.6	22.2	12.1	20.1	20.6	19.4	25.4	19.2	25.9	21.3	21.2	20.8	19.9	21.2	
3. A lot	34.3	31.4	36.2	33.6	29.1	33.8	39.7	30.7	34.1	33.4	36.0	31.5	37.5	38.1	36.4	25.2	
8. Don't know	2.5	3.1	2.1	2.5	3.7	2.3	2.1	2.9	2.6	2.2	4.0	2.7	2.1	2.2	2.6	2.2	
<i>Item 10410 Subject B09, C03</i>	<i>N</i>	<i>2431</i>	<i>1066</i>	<i>1220</i>	<i>1565</i>	<i>281</i>	<i>508</i>	<i>600</i>	<i>832</i>	<i>491</i>	<i>1808</i>	<i>486</i>	<i>1183</i>	<i>516</i>	<i>261</i>	<i>389</i>	<i>27</i>
A13G: Lack of vocational training																	
1. Not at all	48.5	49.9	47.2	50.5	49.9	55.3	46.5	48.5	43.8	50.6	42.8	49.2	48.7	47.2	46.4	73.4	
2. Somewhat	26.1	29.2	24.2	26.0	22.5	23.6	27.3	24.3	30.0	25.0	28.5	27.4	24.0	25.7	25.9	9.2	
3. A lot	16.3	14.0	17.4	15.2	16.4	13.7	15.8	17.3	18.0	15.0	21.4	14.4	18.7	17.9	18.5	14.3	
8. Don't know	9.1	6.9	11.2	8.3	11.3	7.5	10.4	9.8	8.1	9.4	7.3	9.0	8.6	9.2	9.2	3.1	
<i>Item 10420 Subject C03</i>	<i>N</i>	<i>2425</i>	<i>1066</i>	<i>1213</i>	<i>1562</i>	<i>281</i>	<i>507</i>	<i>597</i>	<i>831</i>	<i>489</i>	<i>1805</i>	<i>482</i>	<i>1181</i>	<i>513</i>	<i>259</i>	<i>389</i>	<i>27</i>
A13H: Lack of ability																	
1. Not at all	48.1	51.2	45.9	49.1	52.0	47.5	45.7	51.6	46.0	50.0	41.1	48.6	44.7	46.9	51.2	70.5	
2. Somewhat	16.1	17.6	14.4	16.7	11.3	16.7	15.6	14.7	18.6	14.6	22.2	16.8	16.3	15.6	14.1	10.2	
3. A lot	32.1	28.1	35.7	31.7	33.1	31.2	35.0	31.0	31.5	32.1	32.3	31.3	35.4	32.1	31.5	17.1	
8. Don't know	3.6	3.1	4.1	2.5	3.6	4.6	3.7	2.8	3.9	3.4	4.4	3.3	3.6	5.4	3.2	2.2	
<i>Item 10430 Subject C03</i>	<i>N</i>	<i>2424</i>	<i>1066</i>	<i>1214</i>	<i>1562</i>	<i>279</i>	<i>506</i>	<i>599</i>	<i>830</i>	<i>489</i>	<i>1802</i>	<i>483</i>	<i>1179</i>	<i>513</i>	<i>261</i>	<i>390</i>	<i>27</i>

DESCRIPTIVE RESULTS: 2003

171

QUESTIONNAIRE FORM 4 2003	TOTAL	SEX		RACE		REGION				COLLEGE PLANS?		ILLICIT DRUG USE: LIFETIME				
		M	F	White	Black	NE	NC	S	W	Yes	No	None	Mari- juana Only	Few Pills	More Pills	Any Her- oin
<i>N (Weighted No. of Cases):</i>	2512	1095	1250	1599	291	525	618	863	506	1840	505	1217	523	267	401	27
<i>% of Weighted Total:</i>	100.0	43.6	49.8	63.6	11.6	20.9	24.6	34.3	20.1	73.2	20.1	48.4	20.8	10.6	16.0	1.1
A13I: Not knowing the right people																
1. Not at all	43.7	44.0	43.8	46.8	39.5	42.5	43.3	45.0	43.3	41.4	52.2	44.9	43.0	40.8	44.0	57.7
2. Somewhat	37.9	38.8	37.1	37.7	37.8	42.4	38.8	34.5	37.7	40.1	30.8	37.8	37.6	37.9	38.9	28.2
3. A lot	12.8	12.8	12.9	11.3	14.8	7.6	14.2	15.3	12.4	13.1	11.3	11.7	13.7	13.8	14.2	8.1
8. Don't know	5.6	4.4	6.2	4.2	7.8	7.5	3.7	5.2	6.6	5.4	5.7	5.6	5.8	7.4	2.9	5.9
<i>Item 10440 Subject C03</i>	<i>N</i> 2434	1069	1219	1564	282	508	602	836	489	1812	484	1188	516	259	391	27
A13J: Not wanting to work hard																
1. Not at all	47.7	48.8	46.8	48.3	50.4	48.3	46.5	48.1	47.9	49.0	43.9	46.5	48.5	50.0	47.9	60.7
2. Somewhat	11.7	13.4	10.1	12.4	11.5	10.9	11.5	12.4	11.5	11.5	10.5	12.4	10.5	11.0	11.0	-
3. A lot	37.6	35.3	39.8	37.0	33.9	37.8	38.6	36.4	38.0	37.1	41.6	37.7	37.8	37.6	39.0	37.1
8. Don't know	3.0	2.4	3.3	2.2	4.2	2.9	3.4	3.1	2.7	2.4	3.9	3.3	3.1	1.4	2.1	2.2
<i>Item 10450 Subject C03, Q07</i>	<i>N</i> 2421	1061	1216	1558	280	509	594	829	489	1799	485	1177	512	261	389	27
A13K: Not wanting to conform																
1. Not at all	44.8	45.4	44.7	45.7	48.8	43.8	42.1	47.9	44.1	45.3	43.8	44.4	46.8	42.5	44.4	61.7
2. Somewhat	24.4	26.4	21.8	26.1	17.7	22.9	25.6	22.7	27.1	25.2	22.1	25.4	21.0	24.1	26.1	16.1
3. A lot	20.5	18.6	22.6	19.8	20.4	24.2	22.6	18.0	18.4	19.7	24.3	19.4	21.7	22.2	22.6	16.3
8. Don't know	10.3	9.5	11.0	8.5	13.0	9.1	9.7	11.3	10.4	9.9	9.8	10.9	10.4	11.3	7.0	5.9
<i>Item 10460 Subject C03, Q08</i>	<i>N</i> 2426	1064	1218	1562	281	508	596	830	491	1805	484	1182	512	262	389	27
A14: If you were to get enough money to live as comfortably as you'd like for the rest of your life, would you want to work?																
1. I would want to work	73.9	67.2	80.2	72.1	74.4	73.9	72.1	72.1	79.3	75.2	69.1	78.8	70.6	72.5	65.4	54.4
2. I would not want to work	26.1	32.8	19.8	27.9	25.6	26.1	27.9	27.9	20.7	24.8	30.9	21.2	29.4	27.5	34.6	45.6
<i>Item 8100 Subject C06</i>	<i>N</i> 2454	1077	1232	1575	280	508	610	840	496	1827	485	1201	515	265	391	27
A15: How much do you agree or disagree with each statement below?																
A15A: One sees so few good or happy marriages that one questions it as a way of life (NOTE: This question was omitted in the questionnaires administered in California, beginning in 1997, due to state requirements.)																
1. Disagree	27.2	29.1	26.2	30.4	16.8	24.3	26.1	28.0	32.4	28.5	24.3	32.2	22.0	24.5	20.3	26.6
2. Mostly disagree	15.3	15.9	15.1	16.7	10.3	15.1	17.7	13.4	16.5	17.0	9.6	14.6	19.3	17.1	12.2	13.4
3. Neither	28.9	32.3	25.6	28.6	34.1	27.5	29.3	30.6	25.7	26.1	39.0	27.6	28.4	32.2	32.7	14.1
4. Mostly agree	17.6	15.1	20.1	16.4	19.4	20.1	17.6	16.6	16.4	17.7	16.2	15.5	18.9	15.2	21.9	33.1
5. Agree	10.9	7.7	13.0	7.9	19.4	13.0	9.3	11.4	9.1	10.7	10.8	10.0	11.5	11.1	12.9	12.8
<i>Item 10470 Subject D03</i>	<i>N</i> 2245	970	1148	1496	279	510	604	836	295	1678	453	1100	477	235	361	22
A15B: It is usually a good idea for a couple to live together before getting married in order to find out whether they really get along (NOTE: This question was omitted in the questionnaires administered in California, beginning in 1997, due to state requirements.)																
1. Disagree	18.2	12.7	23.6	19.1	16.5	12.1	17.1	22.8	18.1	20.4	13.1	24.8	11.5	19.2	9.3	4.1
2. Mostly disagree	7.7	6.5	9.2	7.0	6.5	6.5	9.2	6.7	9.6	7.6	8.1	9.9	5.2	5.0	5.4	1.0
3. Neither	13.8	15.0	12.2	14.4	11.8	9.5	14.0	15.6	15.9	13.9	12.7	15.4	12.0	11.1	13.0	8.5
4. Mostly agree	25.4	29.3	22.7	26.9	22.6	30.8	27.8	20.6	24.6	25.6	25.2	22.5	27.6	29.3	27.0	41.1
5. Agree	34.9	36.6	32.4	32.6	42.6	41.1	31.9	34.3	31.9	32.5	40.8	27.4	43.7	35.4	45.2	45.3
<i>Item 10480 Subject D03</i>	<i>N</i> 2253	975	1149	1503	280	511	608	840	294	1683	459	1104	480	235	362	23

QUESTIONNAIRE FORM 4 2003	TOTAL	SEX		RACE		REGION				COLLEGE PLANS?		ILLICIT DRUG USE: LIFETIME				
		M	F	White	Black	NE	NC	S	W	Yes	No	None	Mari- juana Only	Few Pills	More Pills	Any Her- oin
<i>N (Weighted No. of Cases):</i>	2512	1095	1250	1599	291	525	618	863	506	1840	505	1217	523	267	401	27
<i>% of Weighted Total:</i>	100.0	43.6	49.8	63.6	11.6	20.9	24.6	34.3	20.1	73.2	20.1	48.4	20.8	10.6	16.0	1.1
A15C: Having a close intimate relationship with only one partner is too restrictive for the average person (NOTE: This question was omitted in the questionnaires administered in California, beginning in 1997, due to state requirements.)																
1. Disagree	43.4	35.6	50.8	46.3	38.2	40.4	41.5	46.3	44.4	45.0	37.9	48.7	42.6	37.5	35.4	33.2
2. Mostly disagree	19.7	22.4	17.2	20.5	17.8	19.3	21.5	18.3	20.3	20.8	17.7	19.3	19.5	20.7	21.3	9.9
3. Neither	16.8	18.3	15.4	15.6	18.2	20.1	17.6	14.3	16.5	14.4	23.7	16.3	15.7	21.4	15.8	10.3
4. Mostly agree	13.3	16.3	10.8	11.9	16.6	11.8	12.1	15.5	11.9	13.2	12.8	11.0	13.3	12.9	18.2	39.5
5. Agree	6.8	7.4	5.8	5.7	9.2	8.4	7.3	5.6	6.8	6.5	8.0	4.7	9.0	7.4	9.3	7.1
<i>Item 10490 Subject D03</i>	<i>N</i> 2244	973	1143	1496	280	512	605	836	291	1676	458	1099	480	234	361	23
A15D: Being a father and raising children is one of the most fulfilling experiences a man can have																
1. Disagree	2.9	2.9	2.6	2.2	4.8	3.6	2.9	2.4	3.0	2.2	5.1	3.5	2.4	2.0	2.4	3.9
2. Mostly disagree	3.2	4.0	2.3	2.9	3.8	4.5	2.3	2.8	3.6	2.5	5.7	2.8	2.2	2.2	5.8	8.1
3. Neither	20.2	16.9	22.1	21.4	16.3	20.2	18.1	19.5	23.7	19.6	21.4	19.4	19.0	20.1	24.9	4.1
4. Mostly agree	28.0	29.5	27.2	28.6	25.0	30.1	31.8	26.1	24.5	28.7	25.4	26.4	32.7	26.5	25.3	48.0
5. Agree	45.7	46.7	45.8	44.9	50.1	41.6	44.9	49.2	45.2	46.9	42.4	47.9	43.7	49.2	41.5	35.9
<i>Item 10520 Subject D05</i>	<i>N</i> 2439	1076	1227	1564	287	509	604	832	494	1817	489	1199	512	265	385	27
A15E: Being a mother and raising children is one of the most fulfilling experiences a woman can have																
1. Disagree	3.3	2.7	3.2	2.4	5.4	4.2	3.3	3.0	3.0	2.3	6.7	3.7	1.7	3.6	3.5	3.9
2. Mostly disagree	2.3	2.8	1.6	2.1	1.8	3.2	1.5	1.9	3.1	2.0	3.0	2.1	1.7	2.2	3.4	3.6
3. Neither	17.8	23.5	12.0	18.1	15.7	17.9	14.3	19.1	19.6	16.0	22.7	17.5	16.5	16.0	21.9	4.1
4. Mostly agree	26.3	24.9	27.9	27.7	21.0	29.2	31.5	21.8	24.2	27.3	23.2	25.6	27.9	30.5	22.3	39.6
5. Agree	50.3	46.1	55.3	49.6	56.0	45.5	49.4	54.2	50.1	52.3	44.3	51.0	52.2	47.7	48.9	48.8
<i>Item 12170 Subject D05</i>	<i>N</i> 2427	1050	1237	1560	283	510	602	825	489	1810	486	1192	510	262	390	27
A15F: Most mothers should spend more time with their children than they do now																
1. Disagree	2.7	3.1	2.1	2.3	4.0	3.0	2.4	2.7	2.6	2.6	2.2	2.9	2.3	2.0	3.0	1.8
2. Mostly disagree	4.7	4.6	4.8	5.1	5.8	6.3	6.5	3.8	2.7	4.4	6.1	5.0	4.3	2.4	6.1	3.0
3. Neither	23.0	29.4	16.6	24.4	21.1	27.2	24.2	18.5	24.5	22.5	24.4	20.9	23.1	20.6	29.5	32.8
4. Mostly agree	34.2	34.3	34.8	36.7	24.9	39.1	34.9	31.3	33.3	35.5	32.2	33.1	37.7	43.4	28.2	32.1
5. Agree	35.4	28.7	41.7	31.5	44.3	24.4	32.1	43.7	36.9	35.0	35.0	38.0	32.6	31.7	33.1	30.3
<i>Item 10530 Subject D05</i>	<i>N</i> 2440	1068	1234	1569	284	511	603	830	495	1821	487	1196	514	264	389	27
A15G: Most fathers should spend more time with their children than they do now																
1. Disagree	2.0	1.9	1.8	1.5	3.0	2.6	1.5	2.3	1.6	1.9	1.8	2.0	1.6	1.3	2.4	3.7
2. Mostly disagree	3.0	3.4	2.5	3.0	2.5	5.1	3.2	2.3	1.6	2.7	3.9	3.5	2.2	2.0	3.0	2.1
3. Neither	18.2	23.5	12.9	20.1	11.5	23.6	17.8	15.7	17.3	18.0	17.2	17.0	18.6	10.3	25.2	31.4
4. Mostly agree	34.6	36.3	34.5	38.2	21.4	35.3	38.1	30.3	36.5	35.5	34.5	33.8	36.4	46.3	26.8	33.3
5. Agree	42.3	34.9	48.3	37.3	61.6	33.4	39.4	49.5	42.9	42.0	42.5	43.7	41.1	40.0	42.6	29.5
<i>Item 12180 Subject D05</i>	<i>N</i> 2448	1073	1237	1575	286	511	608	835	495	1825	489	1200	516	265	391	27
A16: How much TV do you estimate you watch on an average weekday?																
1. None	3.8	3.2	4.6	4.3	2.3	3.8	3.3	4.2	3.8	4.7	1.4	3.9	2.5	5.0	3.6	13.1
2. Half-hour or less	17.2	16.9	17.9	20.3	9.3	16.1	17.9	16.8	18.1	18.3	13.9	17.3	15.3	17.3	19.1	28.0
3. About one hour	24.4	24.7	24.3	27.2	16.1	28.6	25.3	20.1	26.3	24.9	23.3	22.3	25.4	29.4	25.6	37.1
4. About two hours	21.3	20.5	22.0	21.9	16.9	21.3	21.8	21.2	20.8	21.6	22.7	22.3	22.5	20.1	20.3	4.9
5. About three hours	13.8	12.8	14.6	12.3	17.5	12.9	13.3	15.2	13.2	13.2	14.9	13.6	12.9	13.3	16.9	-
6. About four hours	8.7	9.9	7.4	6.6	12.0	8.4	7.4	9.1	10.0	7.9	9.5	8.8	9.5	8.0	6.2	1.9
7. Five hours or more	10.8	12.0	9.1	7.4	25.8	9.1	10.9	13.4	7.9	9.6	14.5	11.8	11.8	6.9	8.2	15.0
<i>Item 10550 Subject C07</i>	<i>N</i> 2443	1068	1234	1571	286	510	605	837	490	1820	489	1199	514	264	390	27

QUESTIONNAIRE FORM 4 2003	TOTAL	SEX		RACE		REGION				COLLEGE PLANS?		ILLICIT DRUG USE: LIFETIME				
		M	F	White	Black	NE	NC	S	W	Yes	No	None	Mari- juana Only	Few Pills	More Pills	Any Her- oin
<i>N (Weighted No. of Cases):</i>	2512	1095	1250	1599	291	525	618	863	506	1840	505	1217	523	267	401	27
<i>% of Weighted Total:</i>	100.0	43.6	49.8	63.6	11.6	20.9	24.6	34.3	20.1	73.2	20.1	48.4	20.8	10.6	16.0	1.1
A17: In the past year, how many books have you read just because you wanted to—that is, without their being assigned?																
1. None	27.7	35.0	21.2	28.0	31.4	26.4	29.4	30.6	22.0	24.9	39.1	26.6	28.6	27.5	29.3	30.4
2. One	17.8	15.6	19.6	18.4	13.4	18.7	15.9	16.9	20.6	18.2	16.3	17.0	17.8	20.1	19.6	5.2
3. Two to five	35.6	33.4	37.0	33.3	35.0	36.5	33.3	35.0	38.7	36.3	31.4	33.7	38.1	37.5	35.8	51.6
4. Six to nine	8.2	7.7	8.9	8.5	9.8	7.7	10.3	7.1	8.2	9.4	4.6	9.3	8.1	8.5	5.6	2.0
5. Ten or more	10.6	8.4	13.3	11.9	10.5	10.7	11.0	10.3	10.5	11.3	8.6	13.4	7.3	6.3	9.6	10.8
<i>Item 10560 Subject C07</i>	<i>N</i> 2457	1078	1243	1583	289	518	602	844	494	1827	500	1215	521	263	394	27
A18: Some people think about what's going on in government very often, and others are not that interested. How much of an interest do you take in government and current events?																
1. No interest at all	8.0	8.2	7.1	8.1	9.4	12.0	8.0	6.7	5.9	5.8	15.4	7.0	9.1	6.1	9.8	10.7
2. Very little interest	17.9	13.6	21.5	17.2	18.2	19.1	18.7	17.1	17.0	17.3	20.9	18.1	19.1	16.3	17.0	7.2
3. Some interest	43.9	44.2	44.7	42.3	47.6	43.5	44.6	43.2	44.9	43.5	43.3	44.5	44.5	42.5	41.1	54.5
4. A lot of interest	21.7	22.8	20.9	23.1	18.1	17.1	21.8	23.5	23.2	24.2	14.7	21.3	19.0	27.6	23.9	15.1
5. A very great interest	8.5	11.2	5.9	9.3	6.7	8.2	6.9	9.4	9.0	9.3	5.7	9.1	8.2	7.5	8.1	12.6
<i>Item 6330 Subject H01, Q08</i>	<i>N</i> 2458	1077	1245	1585	289	517	602	843	495	1831	499	1215	520	263	396	27
A19: Some people think that there ought to be changes in the amount of influence and power that certain organizations have in our society. Do you think the following organizations should have more influence, less influence, or about the same influence as they have now?																
How much influence should there be for . . .																
A19A: Large corporations?																
1. Much less	6.7	9.1	4.6	7.7	2.5	7.0	6.4	5.2	9.1	7.2	5.4	6.4	5.4	7.8	8.7	7.5
2. Less	23.2	22.2	24.3	26.6	12.6	23.6	26.2	19.3	26.0	24.7	20.0	24.7	15.9	26.4	26.8	16.3
3. Same as now	38.4	41.5	36.2	39.4	33.2	38.1	37.9	40.6	35.7	38.4	39.4	38.3	41.4	41.4	34.7	30.9
4. More	8.2	8.8	7.5	6.2	17.7	7.2	7.9	10.0	6.6	7.7	8.6	7.5	11.1	8.8	4.3	32.6
5. Much more	3.0	3.9	2.3	1.5	8.1	3.1	3.1	3.5	2.2	2.6	4.2	2.1	3.5	4.2	4.7	0.9
8. No opinion	20.4	14.6	25.1	18.5	25.9	21.1	18.5	21.5	20.4	19.4	22.2	21.1	22.7	11.5	20.7	11.8
<i>Item 10570 Subject K03</i>	<i>N</i> 2440	1073	1236	1581	285	516	599	833	492	1821	497	1205	519	263	395	26
A19B: Major labor unions?																
1. Much less	4.4	7.4	1.7	5.2	1.5	3.2	6.1	4.3	3.9	4.5	3.9	4.8	3.0	3.4	5.2	4.4
2. Less	11.6	15.5	8.7	14.5	5.1	10.4	13.8	11.7	10.0	11.7	11.9	11.0	8.7	18.3	13.4	5.4
3. Same as now	35.9	36.5	34.9	37.8	30.7	38.4	35.8	35.6	33.9	37.0	33.9	36.0	35.6	36.3	35.9	56.2
4. More	19.7	18.8	20.9	17.3	27.4	18.1	18.8	19.5	22.8	18.9	22.1	18.7	21.6	22.1	19.1	20.3
5. Much more	4.8	5.1	4.1	2.8	10.4	4.4	4.5	4.9	5.5	4.4	4.8	4.7	5.7	3.9	4.1	-
8. No opinion	23.6	16.7	29.7	22.5	25.0	25.6	21.0	24.0	23.9	23.5	23.4	24.9	25.5	16.0	22.3	13.8
<i>Item 10580 Subject K03</i>	<i>N</i> 2439	1072	1235	1581	284	516	600	831	492	1822	497	1205	519	263	394	26
A19C: Churches and religious organizations?																
1. Much less	8.8	12.6	5.5	10.3	2.2	11.2	7.7	5.9	12.6	8.2	12.1	7.1	6.7	9.8	15.7	23.5
2. Less	11.2	13.0	9.5	13.6	2.9	13.3	11.6	8.8	12.8	12.0	9.5	8.9	13.5	15.2	13.0	12.6
3. Same as now	27.4	27.8	27.0	28.7	17.7	32.8	29.8	21.4	28.9	27.3	27.9	26.1	31.6	26.9	27.0	18.3
4. More	22.6	21.8	24.2	22.3	30.5	17.3	25.5	25.7	19.2	24.7	17.1	25.5	17.4	24.5	18.8	24.5
5. Much more	16.3	13.5	19.0	12.9	33.3	11.3	13.7	24.0	11.8	15.9	15.7	19.2	14.4	15.8	10.8	9.9
8. No opinion	13.6	11.1	14.8	12.2	13.4	14.0	11.7	14.2	14.7	12.0	17.8	13.2	16.3	7.9	14.7	11.1
<i>Item 10590 Subject G, K03</i>	<i>N</i> 2434	1071	1231	1580	280	515	599	831	489	1820	496	1202	519	263	393	27
A19D: The national news media (TV, magazines, news services)?																
1. Much less	13.1	14.2	11.9	14.2	8.4	15.0	14.0	11.2	13.2	13.9	12.0	13.8	9.0	16.6	14.9	9.9
2. Less	29.2	28.0	31.8	32.3	20.2	28.0	29.3	29.0	30.8	31.3	24.4	30.8	31.3	27.9	25.5	10.3
3. Same as now	34.5	35.6	33.2	35.0	33.9	35.8	34.9	33.3	34.9	34.4	34.6	34.9	33.9	36.3	34.1	21.1
4. More	7.8	8.0	7.5	6.5	11.1	6.2	8.3	9.1	6.9	6.7	10.4	6.1	9.9	7.0	9.3	12.4
5. Much more	5.3	5.5	5.0	3.5	13.2	6.2	4.2	6.4	3.7	5.0	5.2	4.2	5.3	7.1	5.2	31.8
8. No opinion	10.0	8.6	10.6	8.6	13.1	8.9	9.3	11.0	10.6	8.7	13.3	10.2	10.7	5.0	11.0	14.6
<i>Item 10600 Subject K03</i>	<i>N</i> 2439	1071	1236	1581	284	515	600	833	492	1825	496	1206	519	263	395	26

MONITORING THE FUTURE

QUESTIONNAIRE FORM 4 2003	TOTAL	SEX		RACE		REGION				COLLEGE PLANS?		ILLICIT DRUG USE: LIFETIME					
		M	F	White	Black	NE	NC	S	W	Yes	No	None	Mari- juana Only	Few Pills	More Pills	Any Her- oin	
<i>N (Weighted No. of Cases):</i> <i>% of Weighted Total:</i>	2512 100.0	1095 43.6	1250 49.8	1599 63.6	291 11.6	525 20.9	618 24.6	863 34.3	506 20.1	1840 73.2	505 20.1	1217 48.4	523 20.8	267 10.6	401 16.0	27 1.1	
A19E: The Presidency and the administration?																	
1. Much less	4.8	6.8	2.9	4.9	5.7	4.2	5.3	3.0	7.6	4.3	6.8	3.8	3.5	8.2	6.1	16.4	
2. Less	11.1	10.5	11.8	9.9	14.0	11.0	11.6	10.0	12.6	10.6	13.3	10.7	9.7	10.5	14.7	14.5	
3. Same as now	43.1	44.6	42.3	45.7	35.5	46.0	44.2	43.0	39.1	44.8	38.3	43.9	43.5	44.7	40.5	38.9	
4. More	18.1	18.8	17.6	19.8	11.3	15.2	19.2	19.5	17.6	19.0	16.1	18.5	17.8	19.3	17.1	10.1	
5. Much more	8.4	8.7	8.4	7.4	13.5	8.4	7.4	9.3	8.2	8.2	8.5	9.0	8.1	8.7	7.1	9.9	
8. No opinion	14.4	10.7	16.9	12.3	20.0	15.1	12.4	15.2	14.8	13.1	17.0	14.0	17.4	8.6	14.4	10.3	
<i>Item 10610 Subject H04, K03</i>	<i>N</i>	<i>2432</i>	<i>1068</i>	<i>1232</i>	<i>1579</i>	<i>281</i>	<i>516</i>	<i>599</i>	<i>826</i>	<i>490</i>	<i>1819</i>	<i>494</i>	<i>1200</i>	<i>518</i>	<i>263</i>	<i>394</i>	<i>27</i>
A19F: The Congress—that is, the U.S. Senate and House of Representatives?																	
1. Much less	3.3	4.4	2.2	3.2	2.2	2.8	3.5	2.9	4.1	2.6	5.9	2.0	3.2	5.9	4.8	10.9	
2. Less	7.8	9.3	6.6	8.5	5.8	6.0	8.9	7.8	8.3	6.7	11.9	7.1	6.7	9.2	10.1	14.1	
3. Same as now	43.9	44.8	43.3	46.4	36.4	44.9	42.3	44.8	43.5	45.0	42.6	45.4	42.9	43.1	44.3	17.4	
4. More	20.4	21.7	19.5	20.3	22.0	22.0	23.9	17.6	18.9	21.5	15.6	21.4	19.5	20.4	17.3	37.4	
5. Much more	7.0	6.6	7.3	5.7	11.8	5.6	6.8	8.5	6.1	7.3	5.2	6.9	8.3	7.6	4.6	9.9	
8. No opinion	17.7	13.1	21.1	15.8	21.7	18.6	14.7	18.5	19.2	17.0	18.8	17.1	19.4	13.9	19.0	10.3	
<i>Item 10620 Subject H04, K03</i>	<i>N</i>	<i>2435</i>	<i>1071</i>	<i>1234</i>	<i>1580</i>	<i>281</i>	<i>516</i>	<i>598</i>	<i>829</i>	<i>492</i>	<i>1820</i>	<i>496</i>	<i>1203</i>	<i>517</i>	<i>263</i>	<i>394</i>	<i>27</i>
A19G: The U.S. Supreme Court?																	
1. Much less	2.3	3.4	1.3	2.4	0.5	1.7	1.7	2.4	3.4	1.9	3.9	1.5	2.3	2.6	4.2	8.8	
2. Less	6.3	7.7	5.0	7.1	3.3	6.3	6.8	5.8	6.5	4.9	10.7	5.0	4.9	8.8	8.5	32.3	
3. Same as now	46.9	47.5	46.6	48.7	44.5	48.9	46.8	47.6	43.7	47.9	45.5	50.1	44.7	41.8	45.7	20.6	
4. More	19.5	21.0	18.7	20.2	15.6	18.9	23.5	16.3	20.6	20.7	15.6	20.0	18.1	24.0	17.9	15.5	
5. Much more	7.1	7.0	7.2	5.4	14.7	6.0	6.6	8.9	6.0	7.4	5.5	6.2	9.3	9.5	5.7	12.5	
8. No opinion	17.9	13.4	21.2	16.1	21.3	18.2	14.6	19.0	19.7	17.2	18.7	17.2	20.7	13.3	17.9	10.3	
<i>Item 10630 Subject H04, K03</i>	<i>N</i>	<i>2434</i>	<i>1071</i>	<i>1233</i>	<i>1579</i>	<i>283</i>	<i>515</i>	<i>599</i>	<i>828</i>	<i>492</i>	<i>1820</i>	<i>496</i>	<i>1204</i>	<i>518</i>	<i>261</i>	<i>394</i>	<i>27</i>
A19H: All the courts and the justice system in general?																	
1. Much less	2.7	4.0	1.4	2.6	0.3	1.9	2.0	2.8	4.2	2.1	4.4	1.4	3.1	3.2	5.1	8.8	
2. Less	7.3	9.6	5.4	7.8	7.6	5.6	7.8	8.8	6.1	6.7	10.4	6.1	6.0	9.5	11.0	12.3	
3. Same as now	46.8	49.0	45.8	49.2	43.5	51.1	47.2	44.8	45.3	47.3	46.6	50.1	43.5	44.5	45.6	22.4	
4. More	17.4	16.9	17.8	18.5	15.2	18.4	19.3	16.2	16.2	18.3	14.8	16.3	19.8	21.3	14.1	42.0	
5. Much more	6.9	6.2	7.3	5.0	12.9	4.5	7.7	7.8	7.0	7.4	4.3	6.1	8.9	9.7	5.1	4.3	
8. No opinion	18.8	14.2	22.3	16.9	20.7	18.5	15.9	19.6	21.2	18.3	19.4	20.0	18.6	11.9	19.1	10.3	
<i>Item 10640 Subject H04, K03</i>	<i>N</i>	<i>2432</i>	<i>1068</i>	<i>1234</i>	<i>1576</i>	<i>283</i>	<i>514</i>	<i>599</i>	<i>827</i>	<i>492</i>	<i>1818</i>	<i>496</i>	<i>1204</i>	<i>518</i>	<i>263</i>	<i>390</i>	<i>27</i>
A19I: The police and other law enforcement agencies?																	
1. Much less	5.8	8.5	3.0	5.9	3.1	5.1	6.1	4.7	8.3	4.6	10.0	2.4	5.2	7.9	14.4	19.0	
2. Less	11.3	14.9	8.4	11.4	12.8	11.9	10.1	10.5	13.4	10.7	12.9	8.7	11.2	16.9	16.2	10.8	
3. Same as now	35.3	36.6	35.1	37.4	29.8	36.6	39.3	32.5	33.7	36.9	31.6	39.2	33.6	32.5	29.3	20.9	
4. More	22.7	21.4	24.2	23.6	21.5	22.9	22.6	23.4	21.3	23.7	20.6	24.1	23.2	20.6	18.2	36.7	
5. Much more	11.2	9.1	12.8	9.8	15.7	8.3	10.5	14.4	9.7	11.2	9.8	11.9	11.2	12.2	9.2	2.4	
8. No opinion	13.7	9.5	16.6	11.9	17.1	15.2	11.4	14.5	13.7	13.0	15.2	13.7	15.7	9.9	12.7	10.3	
<i>Item 10650 Subject K03</i>	<i>N</i>	<i>2435</i>	<i>1069</i>	<i>1235</i>	<i>1578</i>	<i>283</i>	<i>515</i>	<i>600</i>	<i>828</i>	<i>492</i>	<i>1820</i>	<i>496</i>	<i>1203</i>	<i>519</i>	<i>263</i>	<i>392</i>	<i>27</i>
A19J: The U.S. military?																	
1. Much less	4.0	5.7	2.1	3.9	3.9	3.5	5.4	2.3	5.5	3.4	6.2	2.8	3.6	3.4	7.9	9.7	
2. Less	6.3	7.9	5.4	6.4	5.6	6.8	6.6	4.3	8.7	6.4	6.2	5.5	5.3	5.9	8.8	32.2	
3. Same as now	37.8	38.9	37.6	39.3	33.7	39.9	38.7	35.8	37.7	40.5	31.1	41.8	36.2	37.5	30.1	15.4	
4. More	21.7	21.4	22.0	22.6	17.5	18.5	22.9	23.8	20.0	21.8	21.5	22.2	20.3	22.8	23.1	10.5	
5. Much more	14.6	15.8	13.3	15.0	18.0	14.5	12.4	17.6	12.4	13.4	17.3	12.0	16.7	18.8	16.1	21.9	
8. No opinion	15.7	10.4	19.6	12.8	21.3	16.8	14.1	16.2	15.7	14.5	17.7	15.8	17.9	11.5	14.0	10.3	
<i>Item 10660 Subject K03, L04</i>	<i>N</i>	<i>2437</i>	<i>1073</i>	<i>1234</i>	<i>1580</i>	<i>283</i>	<i>515</i>	<i>600</i>	<i>830</i>	<i>492</i>	<i>1822</i>	<i>496</i>	<i>1204</i>	<i>519</i>	<i>263</i>	<i>394</i>	<i>27</i>
The next questions ask your views about drugs.																	
A20: Do you think that people (who are 18 or older) should be prohibited by law from doing each of the following?																	

DESCRIPTIVE RESULTS: 2003

175

QUESTIONNAIRE FORM 4 2003	TOTAL	SEX		RACE		REGION				COLLEGE PLANS?		ILLICIT DRUG USE: LIFETIME				
		M	F	White	Black	NE	NC	S	W	Yes	No	None	Mari- juana Only	Few Pills	More Pills	Any Her- oin
<i>N (Weighted No. of Cases):</i>	2512	1095	1250	1599	291	525	618	863	506	1840	505	1217	523	267	401	27
<i>% of Weighted Total:</i>	100.0	43.6	49.8	63.6	11.6	20.9	24.6	34.3	20.1	73.2	20.1	48.4	20.8	10.6	16.0	1.1
A20A: Smoking marijuana (pot, weed) in private																
1. No	46.3	52.2	41.4	47.3	51.7	50.8	48.1	42.9	45.2	44.3	52.0	28.7	62.5	51.8	72.8	84.0
2. Not sure	13.4	13.0	13.3	12.5	12.1	15.9	12.4	12.1	14.5	14.2	11.3	16.0	13.7	11.2	7.3	-
3. Yes	40.3	34.8	45.2	40.2	36.2	33.3	39.5	45.0	40.3	41.5	36.8	55.4	23.8	37.0	19.9	16.0
<i>Item 10780 Subject A13a</i>	<i>N</i> 2458	1081	1243	1587	289	517	605	843	493	1830	501	1215	521	264	399	27
A20B: Smoking marijuana in public places																
1. No	20.4	25.3	15.5	19.5	25.3	23.3	21.4	18.8	18.8	17.9	26.4	12.9	22.5	20.2	36.9	40.2
2. Not sure	11.0	13.1	8.9	10.9	13.6	12.4	13.6	8.5	10.6	10.2	14.0	7.1	15.6	12.0	17.1	-
3. Yes	68.6	61.6	75.6	69.7	61.1	64.3	65.0	72.7	70.6	71.9	59.6	80.0	61.9	67.8	46.0	59.8
<i>Item 10790 Subject A13a</i>	<i>N</i> 2458	1081	1243	1586	289	518	605	842	494	1831	501	1215	521	264	399	27
A20C: Taking LSD in private																
1. No	22.4	26.4	18.3	21.5	23.3	25.6	24.1	20.9	19.4	19.8	29.2	15.6	23.0	23.4	37.9	61.6
2. Not sure	13.5	12.5	13.9	10.4	20.0	11.9	11.0	14.3	16.7	12.8	13.7	13.3	14.2	13.1	13.8	2.3
3. Yes	64.2	61.1	67.8	68.1	56.7	62.5	64.9	64.8	63.9	67.5	57.1	71.0	62.8	63.5	48.3	36.0
<i>Item 10800 Subject A13a</i>	<i>N</i> 2457	1081	1243	1586	289	518	605	842	493	1830	500	1214	520	264	399	27
A20D: Taking LSD in public places																
1. No	12.3	13.7	10.2	10.7	17.1	16.2	14.4	10.2	9.5	10.9	16.3	10.2	14.2	11.5	14.3	31.2
2. Not sure	8.5	9.6	7.3	6.2	14.6	5.8	7.9	9.7	10.3	7.2	10.1	7.5	8.9	6.8	13.2	-
3. Yes	79.1	76.7	82.4	83.1	68.3	78.1	77.7	80.1	80.2	82.0	73.5	82.4	76.9	81.8	72.5	68.8
<i>Item 10810 Subject A13a</i>	<i>N</i> 2450	1077	1238	1584	286	515	606	838	491	1821	500	1206	521	263	397	27
A20E: Taking amphetamines (uppers) or barbiturates (downers) in private																
1. No	25.3	28.1	22.6	25.0	26.4	27.9	25.3	25.6	22.3	22.7	33.1	17.6	25.4	22.0	47.0	74.0
2. Not sure	18.9	18.0	19.8	16.4	22.6	21.0	19.9	15.7	20.7	18.9	16.7	18.6	19.2	24.1	17.0	1.8
3. Yes	55.8	53.9	57.6	58.5	50.9	51.0	54.8	58.8	57.0	58.4	50.2	63.9	55.4	53.8	36.0	24.2
<i>Item 10820 Subject A13a</i>	<i>N</i> 2452	1078	1239	1584	289	513	604	841	494	1826	499	1209	519	264	399	27
A20F: Taking amphetamines or barbiturates in public places																
1. No	13.5	15.1	11.2	12.0	18.0	16.5	15.1	12.1	10.7	12.0	17.3	10.8	15.6	10.3	18.3	27.4
2. Not sure	12.1	11.9	12.3	9.9	17.9	10.0	15.8	10.3	12.9	10.9	13.1	10.4	9.2	17.0	18.1	4.8
3. Yes	74.4	73.0	76.5	78.1	64.1	73.5	69.2	77.7	76.4	77.2	69.5	78.8	75.2	72.7	63.5	67.8
<i>Item 10830 Subject A13a</i>	<i>N</i> 2450	1080	1237	1585	285	516	605	836	493	1824	500	1207	520	264	399	27
A20G: Taking heroin in private																
1. No	18.8	21.7	15.8	17.4	23.3	22.2	20.3	17.6	15.6	17.3	22.1	15.3	18.6	17.8	26.3	60.8
2. Not sure	8.1	8.6	7.2	6.1	11.5	8.6	7.4	7.7	9.2	7.2	9.0	8.5	8.2	7.7	7.5	-
3. Yes	73.1	69.7	77.0	76.4	65.2	69.3	72.3	74.7	75.2	75.5	69.0	76.2	73.1	74.5	66.3	39.2
<i>Item 10840 Subject A13a</i>	<i>N</i> 2453	1080	1240	1582	289	518	603	839	493	1826	500	1210	519	264	399	27
A20H: Taking heroin in public places																
1. No	11.7	12.6	10.3	10.3	18.2	14.3	13.5	10.0	9.8	10.5	14.5	10.5	12.9	11.0	12.0	30.9
2. Not sure	5.0	5.9	3.9	3.8	6.4	4.2	5.7	4.7	5.6	4.0	6.7	4.3	5.3	3.7	7.5	2.3
3. Yes	83.2	81.5	85.9	85.9	75.5	81.5	80.8	85.3	84.6	85.5	78.7	85.2	81.8	85.3	80.4	66.8
<i>Item 10850 Subject A13a</i>	<i>N</i> 2452	1082	1237	1584	287	516	605	837	494	1825	500	1211	520	263	397	27
A20I: Getting drunk in private																
1. No	66.4	70.4	64.2	70.7	52.4	66.5	69.7	61.2	71.2	67.2	65.6	57.5	73.7	70.7	82.2	78.5
2. Not sure	12.2	8.6	14.6	10.0	14.6	14.3	10.9	12.5	11.0	12.0	12.5	15.5	11.6	12.0	2.9	5.3
3. Yes	21.4	21.0	21.1	19.2	33.0	19.2	19.5	26.3	17.8	20.8	22.0	27.0	14.7	17.3	15.0	16.2
<i>Item 10860 Subject A13a</i>	<i>N</i> 2452	1078	1239	1582	286	517	605	838	491	1829	496	1209	519	264	399	27
A20J: Getting drunk in public places																
1. No	32.1	34.4	30.5	35.0	27.1	34.1	38.7	26.8	30.7	30.8	35.8	22.8	38.9	38.4	47.3	41.9
2. Not sure	17.8	16.4	18.7	18.2	13.8	18.2	18.1	17.7	17.3	18.1	18.3	17.3	21.1	17.9	15.9	9.3
3. Yes	50.1	49.2	50.8	46.7	59.2	47.8	43.2	55.4	52.0	51.2	45.9	59.9	40.0	43.6	36.8	48.8
<i>Item 10870 Subject A13a</i>	<i>N</i> 2455	1082	1241	1585	289	515	606	840	494	1828	499	1210	521	264	399	27

QUESTIONNAIRE FORM 4 2003	TOTAL	SEX		RACE		REGION				COLLEGE PLANS?		ILLICIT DRUG USE: LIFETIME				
		M	F	White	Black	NE	NC	S	W	Yes	No	None	Mari- juana Only	Few Pills	More Pills	Any Her- oin
<i>N (Weighted No. of Cases):</i>	2512	1095	1250	1599	291	525	618	863	506	1840	505	1217	523	267	401	27
<i>% of Weighted Total:</i>	100.0	43.6	49.8	63.6	11.6	20.9	24.6	34.3	20.1	73.2	20.1	48.4	20.8	10.6	16.0	1.1
A20K: Smoking tobacco in certain specified public places																
1. No	40.8	43.5	38.2	42.7	33.4	43.1	41.8	39.7	39.3	39.1	46.3	30.8	45.0	46.2	59.9	75.0
2. Not sure	13.7	14.0	13.4	12.9	13.7	13.3	12.5	13.8	15.3	12.6	17.1	15.5	14.2	12.6	8.0	4.5
3. Yes	45.5	42.6	48.3	44.4	53.0	43.7	45.7	46.5	45.4	48.3	36.7	53.7	40.8	41.2	32.1	20.5
<i>Item 10760 Subject A13a</i>	<i>N</i> 2458	1081	1242	1586	289	517	606	842	494	1829	500	1213	521	264	398	27
A21: In particular, there has been a great deal of public debate about whether marijuana use should be legal. Which of the following policies would you favor?																
1. Using marijuana should be entirely legal	29.5	36.9	22.9	31.7	26.8	30.8	28.9	26.8	33.3	26.7	37.8	13.5	35.1	39.3	61.1	78.0
2. It should be a minor violation—like a parking ticket—but not a crime	25.8	23.7	26.7	24.3	30.1	29.2	26.2	23.6	25.6	26.6	24.0	21.5	36.6	30.2	23.3	12.4
3. It should be a crime	29.8	26.2	34.1	30.6	24.8	26.1	28.3	35.4	25.9	32.3	22.4	45.9	15.6	19.2	8.3	9.6
4. Don't know	14.9	13.2	16.4	13.4	18.2	13.8	16.6	14.1	15.1	14.3	15.8	19.1	12.7	11.3	7.2	-
<i>Item 10880 Subject A13b</i>	<i>N</i> 2447	1076	1242	1585	287	512	603	840	492	1825	500	1212	518	264	397	27
A22: If it were legal for people to USE marijuana, should it also be legal to SELL marijuana?																
1. No	30.5	27.5	33.7	30.5	27.0	28.4	29.6	32.2	30.8	30.8	27.9	39.5	22.9	24.6	17.7	21.2
2. Yes, but only to adults	43.2	48.3	39.2	45.4	41.0	48.3	42.4	41.5	41.9	43.9	42.8	33.5	53.0	46.4	57.6	61.6
3. Yes, to anyone	11.6	12.0	10.8	10.5	14.4	7.6	11.0	13.3	13.8	10.5	15.1	10.0	9.8	16.2	15.4	17.2
4. Don't know	14.7	12.2	16.2	13.6	17.6	15.7	17.0	13.0	13.5	14.8	14.3	17.0	14.3	12.9	9.3	-
<i>Item 10890 Subject A13b</i>	<i>N</i> 2446	1073	1243	1586	285	511	603	840	492	1824	499	1213	516	262	398	27
A23: If marijuana were legal to use and legally available, which of the following would you be most likely to do?																
1. Not use it, even if it were legal and available	57.9	52.4	63.2	54.9	62.7	50.4	57.5	61.3	60.4	61.1	47.7	82.8	40.0	41.5	19.8	19.4
2. Try it	10.6	9.8	11.5	10.8	10.7	12.2	11.7	9.7	9.1	10.6	10.0	10.3	14.7	11.3	5.5	1.8
3. Use it about as often as I do now	15.6	18.3	12.9	17.8	9.1	20.3	14.4	14.3	14.4	15.0	17.5	0.7	24.2	25.6	42.2	34.4
4. Use it more often than I do now	7.1	10.0	4.5	8.3	6.1	7.3	8.9	6.2	6.3	5.4	13.8	0.4	9.2	9.8	20.7	33.3
5. Use it less than I do now	1.6	2.2	1.2	1.5	2.1	2.4	0.7	0.8	3.3	1.6	1.8	-	2.6	3.7	3.3	11.0
6. Don't know	7.2	7.3	6.6	6.7	9.3	7.5	6.8	7.7	6.6	6.4	9.3	5.7	9.3	8.0	8.5	-
<i>Item 10900 Subject A13b</i>	<i>N</i> 2444	1075	1242	1585	287	513	602	839	490	1823	498	1211	519	264	398	27
The next questions ask about a number of different things.																
D01A: Think about the kinds of paid jobs that people your age usually have. If you could work just the number of hours that you wanted, how many hours per week would you PREFER to work during the school year?																
1. None	7.4	9.2	5.7	7.6	9.3	6.3	8.1	7.6	7.2	7.4	7.5	8.2	6.3	7.6	6.4	4.2
2. 5 or less hours	4.7	2.6	6.9	4.3	4.6	3.4	5.2	5.3	4.5	5.5	2.1	5.6	4.0	4.0	4.0	2.6
3. 6-10	10.5	8.5	12.5	10.9	9.8	12.2	11.9	8.9	9.6	11.7	6.5	11.7	10.0	12.5	5.6	3.2
4. 11-15	14.3	12.2	16.4	16.4	10.3	15.6	14.5	14.2	12.6	15.5	9.4	15.3	14.0	17.5	10.0	13.3
5. 16-20	22.4	22.5	22.6	24.8	11.7	25.3	21.5	20.5	23.7	23.1	20.5	21.4	23.6	22.0	26.1	5.0
6. 21-25	13.1	14.6	11.4	12.5	11.8	12.6	12.7	13.1	14.0	12.6	13.5	12.5	12.6	11.4	16.2	29.3
7. 26-30	11.5	12.2	10.8	10.0	13.5	9.1	12.3	12.3	11.4	10.3	16.0	9.6	13.0	14.5	13.3	-
8. 31 or more hours	10.6	11.9	8.7	9.0	19.1	7.5	9.2	11.6	13.7	8.4	18.4	8.7	11.3	7.1	15.2	34.4
9. Don't know, can't say	5.6	6.1	5.0	4.5	9.9	8.0	4.6	6.4	3.2	5.5	6.2	7.1	5.2	3.4	3.2	7.9
<i>Item 25800 Subject C04</i>	<i>N</i> 2331	1028	1202	1543	263	488	579	799	465	1794	490	1167	477	257	383	19

DESCRIPTIVE RESULTS: 2003

177

QUESTIONNAIRE FORM 4 2003	TOTAL	SEX		RACE		REGION				COLLEGE PLANS?		ILLICIT DRUG USE: LIFETIME				
		M	F	White	Black	NE	NC	S	W	Yes	No	None	Mari- juana Only	Few Pills	More Pills	Any Her- oin
<i>N (Weighted No. of Cases):</i> <i>% of Weighted Total:</i>	2512 100.0	1095 43.6	1250 49.8	1599 63.6	291 11.6	525 20.9	618 24.6	863 34.3	506 20.1	1840 73.2	505 20.1	1217 48.4	523 20.8	267 10.6	401 16.0	27 1.1
D01B: How many hours per week do you think your PARENTS would prefer that you work in a paid job during the school year?																
1. None	11.4	11.3	11.8	10.8	13.9	10.4	8.9	13.5	12.1	11.7	10.5	14.1	7.7	10.5	9.3	2.5
2. 5 or less hours	6.1	3.6	8.1	5.1	11.1	4.8	6.2	7.3	5.1	6.2	5.0	6.7	6.5	5.8	4.4	-
3. 6-10	10.9	8.8	13.1	11.1	6.7	12.8	12.6	8.2	11.2	12.4	5.9	12.7	9.7	10.1	7.1	9.0
4. 11-15	16.6	13.9	19.1	18.7	11.2	19.7	19.3	14.4	14.0	17.8	12.2	16.0	18.9	18.1	15.3	8.0
5. 16-20	19.2	19.0	19.2	19.7	17.1	16.3	18.2	18.8	24.2	19.0	20.4	18.3	20.1	15.5	24.3	9.9
6. 21-25	8.8	11.8	6.2	8.9	9.4	7.3	7.7	10.3	9.0	8.5	9.6	8.2	9.9	7.0	10.7	3.8
7. 26-30	5.7	7.0	4.4	4.9	6.6	5.5	7.8	5.5	3.8	5.2	7.7	4.8	4.8	10.7	5.9	13.8
8. 31 or more hours	7.3	9.1	5.5	7.4	7.0	6.7	5.8	7.8	9.1	5.7	13.6	5.4	7.5	5.7	11.0	47.3
9. Don't know, can't say	14.0	15.4	12.6	13.4	17.0	16.4	13.5	14.2	11.5	13.7	14.9	13.7	15.0	16.7	12.1	5.7
<i>Item 25810 Subject C04, M03</i>	<i>N</i> 2336	1027	1207	1550	260	495	576	800	465	1799	490	1167	484	255	383	19
D02A: Which best describes your recent employment experience?																
1. I have a paid job right now	59.8	56.3	62.5	64.3	53.9	64.4	65.9	57.2	51.9	59.1	62.9	56.6	64.1	65.9	60.6	64.8
2. No paid job now, but I had one during the past 3 months	8.0	9.0	7.1	7.8	9.9	6.3	7.3	8.9	9.1	8.4	6.4	7.0	8.6	9.0	9.8	12.8
3. No paid job in the past 3 months—GO TO Q.D10	20.0	22.7	17.9	19.5	21.5	19.3	18.5	20.7	21.5	20.3	18.2	20.4	18.8	16.0	22.1	19.6
4. Never had a paid job—GO TO Q.D10	12.2	12.0	12.4	8.5	14.7	9.9	8.3	13.2	17.5	12.2	12.5	15.9	8.6	9.1	7.5	2.9
<i>Item 21530 Subject C01</i>	<i>N</i> 2317	1017	1198	1541	257	490	573	794	459	1786	485	1156	481	255	378	20
D02B: Which of the job categories below comes closest to the kind of work you have done for pay on your current (or most recent) job? (If more than one kind of work, choose the one where you worked the most hours. Do not include work around the house.)																
01. Have not worked for pay	2.0	3.0	1.1	0.8	3.4	2.1	1.5	1.7	3.2	2.1	2.0	2.0	2.5	2.5	1.0	-
02. Lawn or yard work	2.6	4.7	0.6	2.9	1.8	2.0	1.9	3.0	3.5	2.7	2.3	2.6	1.8	3.1	2.9	-
03. Fast food worker	13.2	12.2	14.1	11.4	25.8	11.9	13.1	13.9	13.5	12.5	16.0	12.3	13.4	13.0	15.1	10.9
04. Waiter or waitress	6.8	5.0	7.7	7.2	6.2	12.7	4.6	5.9	4.1	6.8	6.8	6.6	6.6	6.1	7.7	12.7
05. Other restaurant worker	9.5	9.0	9.9	10.1	6.6	8.9	9.9	8.4	11.9	10.1	7.4	7.6	10.0	9.3	13.8	9.8
06. Newspaper route	0.2	0.5	-	0.2	-	0.2	0.7	-	-	0.2	0.4	0.1	0.6	0.5	-	-
07. Babysitting or childcare	5.6	1.9	8.7	5.4	4.9	2.6	6.1	6.4	7.2	5.7	5.7	6.3	5.4	5.1	4.8	-
08. Farm or agricultural work	1.6	2.0	0.7	1.8	-	0.9	2.0	2.1	0.7	1.1	3.0	1.5	2.2	0.8	1.8	-
09. Store clerk or salesperson	24.9	23.0	27.6	25.3	23.3	28.1	21.9	26.2	23.1	26.2	20.4	23.2	30.1	22.8	24.7	29.3
10. Office or clerical	8.1	4.2	12.2	7.8	7.8	7.0	6.9	9.1	8.9	9.4	3.1	8.1	7.3	10.3	8.0	1.6
11. Odd jobs	1.8	3.0	0.9	2.1	0.4	1.8	2.2	1.6	1.7	1.5	3.0	2.3	1.3	2.8	0.8	-
12. Other	23.7	31.5	16.4	24.9	19.8	21.7	29.0	21.6	22.2	21.7	30.0	27.3	18.7	23.7	19.5	35.8
<i>Item 25160 Subject C01</i>	<i>N†</i> 1582	705	805	1088	170	349	411	535	287	1204	344	751	343	189	270	14
D02C: All things considered, how satisfied are (were) you with that job?																
1. Completely dissatisfied	6.0	7.2	4.5	5.3	7.4	7.6	6.6	4.7	5.4	4.9	9.7	6.4	6.1	8.3	2.8	15.2
2. Quite dissatisfied	7.9	8.8	7.5	7.4	7.3	6.8	7.5	8.6	8.7	8.3	7.0	8.0	7.8	5.8	9.2	7.0
3. Somewhat dissatisfied	8.8	8.0	10.0	8.9	7.4	9.0	8.8	9.2	8.1	8.9	8.4	10.4	5.9	10.2	7.7	4.2
4. Neither or mixed feelings	13.1	14.8	12.0	12.6	16.3	12.8	11.1	15.0	13.2	13.5	11.5	12.4	13.4	13.8	14.9	3.4
5. Somewhat satisfied	26.1	26.5	26.1	26.0	34.2	24.7	23.5	29.6	25.1	26.8	23.9	26.6	23.9	29.6	25.1	23.2
6. Quite satisfied	26.6	23.4	28.8	27.3	22.9	26.6	31.5	20.6	30.7	26.7	26.3	25.0	30.3	20.2	31.3	11.7
7. Completely satisfied	11.4	11.3	11.1	12.5	4.5	12.5	11.1	12.4	8.9	10.9	13.3	11.2	12.5	12.1	9.0	35.2
<i>Item 10910 Subject C01, P02</i>	<i>N†</i> 1495	630	795	1061	143	326	402	501	267	1146	320	698	328	182	259	14
The next questions are about your present or most recent paid job. (If you presently hold more than one paid job, answer for the more important one.)																

†=excludes respondents for whom question was inappropriate.

QUESTIONNAIRE FORM 4 2003	TOTAL	SEX		RACE		REGION				COLLEGE PLANS?		ILLICIT DRUG USE: LIFETIME					
		M	F	White	Black	NE	NC	S	W	Yes	No	None	Mari- juana Only	Few Pills	More Pills	Any Her- oin	
<i>N (Weighted No. of Cases):</i>	2512	1095	1250	1599	291	525	618	863	506	1840	505	1217	523	267	401	27	
<i>% of Weighted Total:</i>	100.0	43.6	49.8	63.6	11.6	20.9	24.6	34.3	20.1	73.2	20.1	48.4	20.8	10.6	16.0	1.1	
D03: On the average, how many hours per week do (did) you work on this particular job?																	
1. 5 or less hours	9.4	7.1	11.1	8.1	13.1	8.0	7.8	10.9	10.7	9.3	10.1	13.8	5.0	9.6	3.1	-	
2. 6 to 10 hours	14.5	11.9	17.0	16.3	10.3	16.8	17.7	11.7	12.2	15.5	11.2	15.8	16.7	14.6	7.9	11.7	
3. 11 to 15 hours	15.3	14.5	15.7	15.6	15.5	15.2	16.7	15.2	13.5	16.7	10.9	15.1	16.1	15.1	15.5	20.8	
4. 16 to 20 hours	21.1	21.0	22.0	21.1	19.0	25.9	18.9	16.8	26.8	20.4	22.4	16.4	26.0	26.0	24.9	22.9	
5. 21 to 25 hours	18.3	21.2	16.3	18.8	18.5	14.1	19.4	21.5	15.8	18.8	17.0	20.2	11.7	19.6	20.7	16.1	
6. 26 to 30 hours	9.8	9.9	9.4	9.0	13.4	9.1	9.5	11.0	8.7	9.0	12.7	9.0	10.7	9.4	11.5	8.9	
7. 31 to 35 hours	5.4	6.6	4.2	5.9	3.0	4.7	6.2	5.5	5.2	4.5	8.7	4.1	7.1	3.6	7.7	7.3	
8. 36 or more hours	6.1	7.9	4.3	5.2	7.3	6.3	3.8	7.3	7.0	5.9	6.9	5.5	6.8	2.2	8.5	12.4	
<i>Item 21540 Subject C01</i>	<i>N†</i>	<i>1658</i>	<i>716</i>	<i>862</i>	<i>1150</i>	<i>180</i>	<i>360</i>	<i>434</i>	<i>568</i>	<i>296</i>	<i>1259</i>	<i>365</i>	<i>778</i>	<i>371</i>	<i>198</i>	<i>276</i>	<i>17</i>
D04: About how old is (was) your supervisor?																	
1. Age 20 or younger	3.5	4.3	2.9	2.5	6.5	2.6	4.5	4.0	1.9	2.8	5.1	3.4	2.3	2.9	4.4	9.0	
2. 21 to 25	10.3	9.8	10.6	10.6	11.5	7.9	10.8	11.2	10.7	10.3	10.4	9.0	13.6	7.8	11.7	11.7	
3. 26 to 30	19.6	19.0	19.9	19.4	19.3	20.8	22.4	17.7	17.9	19.7	19.2	17.5	21.3	25.7	17.8	40.9	
4. 31 or older	66.6	66.9	66.6	67.5	62.8	68.7	62.2	67.1	69.5	67.2	65.3	70.1	62.8	63.5	66.1	38.5	
<i>Item 21550 Subject C01, M02</i>	<i>N†</i>	<i>1645</i>	<i>705</i>	<i>863</i>	<i>1147</i>	<i>181</i>	<i>361</i>	<i>428</i>	<i>566</i>	<i>290</i>	<i>1241</i>	<i>367</i>	<i>773</i>	<i>371</i>	<i>190</i>	<i>279</i>	<i>16</i>
D05: How many of the other workers are within 2 or 3 years of your own age?																	
1. None	20.1	19.1	21.3	19.2	21.3	19.1	13.5	23.9	23.9	20.0	21.9	21.3	17.1	26.3	15.3	40.5	
2. A few	27.6	28.7	26.5	27.3	23.7	27.8	29.7	25.3	28.9	27.0	28.7	28.4	27.2	27.8	27.2	3.9	
3. About half	18.4	18.2	18.6	18.1	19.5	20.4	20.4	16.0	17.8	18.3	19.2	16.4	20.5	15.0	22.3	39.9	
4. Most	17.4	19.1	16.0	17.4	21.4	14.1	21.3	16.1	18.2	17.7	15.1	16.3	20.1	17.6	17.7	3.9	
5. Nearly all	12.5	10.7	13.9	14.0	11.0	13.9	11.3	14.7	8.2	12.4	13.0	12.0	13.3	12.1	13.8	7.3	
6. All	3.9	4.2	3.8	3.9	3.1	4.6	3.8	4.0	3.0	4.6	2.0	5.7	1.8	1.1	3.6	4.4	
<i>Item 21560 Subject C01</i>	<i>N†</i>	<i>1642</i>	<i>704</i>	<i>861</i>	<i>1142</i>	<i>179</i>	<i>359</i>	<i>427</i>	<i>564</i>	<i>292</i>	<i>1239</i>	<i>368</i>	<i>771</i>	<i>374</i>	<i>190</i>	<i>278</i>	<i>16</i>
D06: To what extent does (did) this job . . .																	
D06A: Use your skills and abilities—let you do the things you do best?																	
1. Not at all	18.4	22.4	15.5	17.0	21.7	20.8	18.7	18.1	15.5	18.3	18.5	17.4	19.4	17.4	18.8	40.7	
2. A little	27.2	27.0	26.8	29.3	23.0	26.3	24.7	28.6	29.6	27.9	25.4	27.8	26.5	31.3	25.5	-	
3. Some extent	26.4	24.2	28.6	26.3	23.4	27.6	23.6	25.8	30.3	26.1	27.2	27.2	22.8	23.9	31.3	17.8	
4. Considerable extent	16.1	14.4	18.0	16.7	13.8	15.8	21.4	14.4	12.0	16.2	15.8	15.4	19.1	14.8	16.0	-	
5. A great extent	11.8	12.0	11.1	10.8	18.1	9.6	11.7	13.0	12.6	11.4	13.2	12.2	12.2	12.7	8.3	41.5	
<i>Item 21570 Subject C01</i>	<i>N†</i>	<i>1638</i>	<i>697</i>	<i>863</i>	<i>1139</i>	<i>180</i>	<i>363</i>	<i>424</i>	<i>560</i>	<i>290</i>	<i>1241</i>	<i>363</i>	<i>775</i>	<i>367</i>	<i>191</i>	<i>276</i>	<i>15</i>
D06B: Teach you new skills that will be useful in your future work?																	
1. Not at all	19.2	24.2	15.7	18.7	21.3	19.2	20.7	20.1	15.2	17.6	24.5	18.0	17.9	24.1	20.0	28.5	
2. A little	22.2	20.1	24.3	22.4	24.3	25.7	18.6	21.1	25.4	22.8	19.6	23.2	23.3	19.6	20.4	19.5	
3. Some extent	27.0	25.3	28.1	28.0	28.1	23.5	28.9	26.9	28.6	26.6	28.4	27.0	25.1	25.9	29.9	14.5	
4. Considerable extent	18.6	17.9	18.4	18.4	11.7	20.0	19.0	17.3	18.5	19.3	16.6	18.7	21.4	17.9	15.7	3.4	
5. A great extent	13.1	12.4	13.6	12.6	14.6	11.6	12.9	14.6	12.3	13.6	10.9	13.0	12.3	12.5	14.1	34.1	
<i>Item 21580 Subject C01</i>	<i>N†</i>	<i>1639</i>	<i>697</i>	<i>865</i>	<i>1141</i>	<i>180</i>	<i>363</i>	<i>426</i>	<i>561</i>	<i>290</i>	<i>1243</i>	<i>363</i>	<i>778</i>	<i>366</i>	<i>191</i>	<i>276</i>	<i>15</i>
D06C: Make good use of special skills you learned in technical, vocational, business, or professional studies?																	
1. Not at all	43.9	44.3	44.6	44.7	33.6	50.9	43.3	39.3	44.8	45.2	40.0	41.8	50.0	40.2	44.6	58.6	
2. A little	19.6	18.3	20.9	19.5	23.4	20.2	17.0	18.9	24.0	20.3	17.8	21.4	15.7	20.5	20.1	-	
3. Some extent	19.1	17.5	19.2	17.7	26.3	15.8	19.6	22.1	16.8	17.9	22.8	19.3	17.9	19.5	19.3	12.2	
4. Considerable extent	10.1	12.4	8.5	11.0	8.5	8.0	11.8	10.9	8.7	10.1	9.6	10.1	8.9	12.1	10.2	3.3	
5. A great extent	7.3	7.6	6.8	7.2	8.2	5.0	8.4	8.8	5.6	6.5	9.9	7.4	7.4	7.8	5.8	25.9	
<i>Item 21590 Subject C01</i>	<i>N†</i>	<i>1630</i>	<i>693</i>	<i>860</i>	<i>1134</i>	<i>180</i>	<i>359</i>	<i>425</i>	<i>558</i>	<i>289</i>	<i>1236</i>	<i>361</i>	<i>773</i>	<i>366</i>	<i>189</i>	<i>273</i>	<i>15</i>

†=excludes respondents for whom question was inappropriate.

DESCRIPTIVE RESULTS: 2003

179

QUESTIONNAIRE FORM 4 2003	TOTAL	SEX		RACE		REGION				COLLEGE PLANS?		ILLICIT DRUG USE: LIFETIME				
		M	F	White	Black	NE	NC	S	W	Yes	No	None	Mari- juana Only	Few Pills	More Pills	Any Her- oin
<i>N (Weighted No. of Cases):</i>	2512	1095	1250	1599	291	525	618	863	506	1840	505	1217	523	267	401	27
<i>% of Weighted Total:</i>	100.0	43.6	49.8	63.6	11.6	20.9	24.6	34.3	20.1	73.2	20.1	48.4	20.8	10.6	16.0	1.1
D06D: Let you get to know people with social backgrounds very different from yours?																
1. Not at all	16.8	19.5	15.2	16.7	21.3	20.8	17.1	14.1	16.6	15.7	19.8	17.4	19.5	14.4	13.5	14.6
2. A little	18.4	21.6	15.7	19.8	11.3	20.0	14.0	19.7	20.5	18.6	18.5	19.3	16.4	15.7	21.5	3.3
3. Some extent	24.7	24.4	24.7	25.2	25.0	23.4	27.9	25.6	20.1	24.4	24.4	24.3	24.4	29.0	23.9	12.1
4. Considerable extent	22.6	21.1	23.5	23.8	12.9	20.4	20.9	23.7	25.5	23.3	21.2	23.4	20.7	23.4	21.3	22.7
5. A great extent	17.4	13.4	20.9	14.5	29.5	15.5	20.1	16.8	17.3	18.0	16.0	15.6	18.9	17.5	19.8	47.3
<i>Item 21600 Subject C01, M05</i>	<i>N†</i> 1636	695	864	1140	178	362	425	559	290	1240	363	776	365	190	276	15
D06E: Let you get to know people over age 30?																
1. Not at all	9.9	9.6	9.9	9.0	12.6	11.3	11.2	7.5	10.8	9.6	11.0	9.1	12.9	11.3	7.7	-
2. A little	14.7	17.5	13.0	14.8	18.0	14.5	11.2	17.1	15.7	15.0	13.7	15.4	12.6	13.3	17.8	-
3. Some extent	22.5	25.9	20.2	22.6	17.2	21.5	22.6	24.4	19.9	22.0	22.8	24.4	18.7	21.9	23.2	8.1
4. Considerable extent	23.8	23.3	24.6	26.3	15.3	22.1	24.9	24.5	23.2	23.2	27.0	23.4	26.6	23.6	21.7	18.4
5. A great extent	29.1	23.7	32.3	27.3	36.9	30.7	30.1	26.5	30.4	30.1	25.5	27.8	29.2	30.0	29.6	73.5
<i>Item 21610 Subject C01, M02</i>	<i>N†</i> 1632	697	858	1141	173	358	425	559	290	1242	357	771	367	190	276	15
D06F: Cause you stress and tension?																
1. Not at all	18.5	20.0	17.6	16.3	24.5	17.0	17.3	19.4	20.3	18.9	16.4	18.6	18.7	17.1	17.6	44.5
2. A little	28.7	29.7	29.6	28.8	33.4	32.9	26.4	28.1	27.9	29.8	25.3	29.8	27.3	26.6	28.7	24.5
3. Some extent	25.2	25.4	24.1	27.6	15.9	22.4	26.8	25.1	26.9	24.9	26.3	26.6	24.0	26.3	22.9	8.1
4. Considerable extent	13.0	13.1	13.2	13.3	12.8	14.1	14.0	12.0	12.1	13.4	12.4	11.1	16.3	11.3	15.6	9.8
5. A great extent	14.5	11.8	15.6	14.0	13.4	13.5	15.5	15.4	12.8	13.1	19.6	13.9	13.8	18.7	15.2	13.2
<i>Item 21620 Subject C01</i>	<i>N†</i> 1636	695	864	1140	179	363	425	558	290	1242	361	776	367	190	275	15
D06G: Interfere with your education?																
1. Not at all	47.4	46.7	48.7	46.0	57.5	52.7	44.8	47.0	45.4	48.3	44.4	47.0	53.7	43.0	43.6	51.9
2. A little	23.9	23.9	23.6	25.1	16.5	21.6	22.4	24.8	27.5	24.3	22.3	25.6	18.6	26.3	25.1	4.0
3. Some extent	17.7	19.1	16.3	17.9	16.7	15.9	18.5	16.9	20.2	17.6	18.1	18.5	14.3	17.8	18.3	27.6
4. Considerable extent	6.0	5.1	6.6	6.5	3.9	4.3	8.8	6.1	3.6	5.5	8.1	4.3	8.9	5.8	7.0	9.8
5. A great extent	5.1	5.3	4.7	4.4	5.3	5.6	5.5	5.3	3.3	4.4	7.0	4.5	4.5	7.1	5.9	6.7
<i>Item 21630 Subject C01</i>	<i>N†</i> 1629	691	865	1134	179	363	423	557	286	1239	358	775	362	190	273	15
D06H: Interfere with your social life?																
1. Not at all	21.8	18.9	25.0	18.6	33.8	20.0	21.2	24.1	20.7	22.4	20.4	25.8	22.5	19.7	11.7	19.8
2. A little	25.4	24.4	26.3	25.0	27.6	29.1	22.3	23.1	29.7	25.1	25.5	25.2	26.8	22.6	26.0	26.6
3. Some extent	25.3	27.9	23.2	27.6	17.2	25.3	27.5	24.1	24.4	25.0	24.9	25.3	21.3	26.3	29.7	20.9
4. Considerable extent	16.9	17.9	16.0	18.6	8.5	14.3	20.1	15.9	17.6	17.2	17.1	14.5	19.2	17.0	20.4	19.6
5. A great extent	10.5	11.0	9.5	10.2	12.9	11.3	8.9	12.7	7.6	10.2	12.1	9.2	10.3	14.5	12.2	13.2
<i>Item 21640 Subject C01</i>	<i>N†</i> 1634	693	865	1138	179	363	425	557	289	1241	359	776	365	190	274	15
D06I: Interfere with your family life?																
1. Not at all	38.9	36.1	41.9	34.6	52.0	45.5	33.5	38.5	39.2	40.1	33.5	42.7	38.0	37.3	30.5	37.9
2. A little	24.4	25.7	23.5	26.5	19.8	21.3	25.7	23.8	27.8	24.9	23.8	25.3	24.2	25.2	22.8	9.8
3. Some extent	18.9	20.7	18.2	20.1	16.1	16.0	21.8	18.0	20.1	18.2	20.5	15.5	19.7	20.2	26.3	16.3
4. Considerable extent	11.7	11.5	10.8	13.0	4.8	11.5	11.6	13.5	9.0	11.4	13.7	10.7	10.0	11.5	16.1	29.3
5. A great extent	6.0	6.0	5.6	5.9	7.2	5.8	7.3	6.2	4.0	5.4	8.4	5.8	8.1	5.9	4.3	6.7
<i>Item 21650 Subject C01</i>	<i>N†</i> 1634	693	864	1138	179	363	424	557	290	1241	360	776	365	190	275	15
D07: To what extent is (was) this job . . .																
D07A: An interesting job to do?																
1. Not at all	18.6	23.6	14.9	18.0	19.7	19.4	17.2	18.3	20.2	18.8	16.1	18.0	20.6	20.4	17.0	-
2. A little	23.5	22.4	24.9	24.4	23.2	27.0	20.2	22.6	25.4	22.9	26.3	24.1	20.1	24.1	25.6	42.3
3. Some extent	25.4	24.5	25.6	25.1	26.3	24.9	26.2	27.1	21.6	25.4	25.5	26.3	24.4	25.6	24.6	15.6
4. Considerable extent	17.9	16.3	18.9	18.1	12.9	16.3	18.7	17.6	19.2	18.6	16.2	17.1	19.9	19.9	15.5	15.3
5. A great extent	14.6	13.1	15.8	14.4	17.9	12.5	17.6	14.3	13.6	14.2	15.8	14.5	14.9	10.0	17.2	26.8
<i>Item 21660 Subject C01</i>	<i>N†</i> 1630	691	863	1136	179	363	423	557	288	1239	360	776	363	190	275	14

†=excludes respondents for whom question was inappropriate.

MONITORING THE FUTURE

QUESTIONNAIRE FORM 4 2003	TOTAL	SEX		RACE		REGION				COLLEGE PLANS?		ILLICIT DRUG USE: LIFETIME				
		M	F	White	Black	NE	NC	S	W	Yes	No	None	Mari- juana Only	Few Pills	More Pills	Any Her- oin
<i>N (Weighted No. of Cases):</i>	2512	1095	1250	1599	291	525	618	863	506	1840	505	1217	523	267	401	27
<i>% of Weighted Total:</i>	100.0	43.6	49.8	63.6	11.6	20.9	24.6	34.3	20.1	73.2	20.1	48.4	20.8	10.6	16.0	1.1
D07B: A job you COULD be happy doing for most of your life?																
1. Not at all	62.2	59.7	64.4	60.5	59.6	67.3	55.9	64.0	61.4	65.4	50.3	60.8	63.8	66.6	62.5	42.6
2. A little	13.1	14.9	12.3	14.0	12.3	11.9	13.6	11.3	17.6	11.8	18.0	13.4	12.8	16.6	11.1	-
3. Some extent	12.7	12.8	12.4	13.3	14.5	9.3	16.3	13.0	11.1	11.8	15.7	13.1	12.4	8.8	13.1	30.6
4. Considerable extent	6.2	6.8	5.7	6.4	5.2	5.6	7.8	6.0	5.3	5.8	7.8	5.1	6.5	5.6	8.9	14.2
5. A great extent	5.8	5.8	5.2	5.7	8.5	5.9	6.4	5.8	4.6	5.2	8.1	7.6	4.5	2.4	4.3	12.6
<i>Item 21670 Subject C01</i>	<i>N†</i>	1627	690	861	1136	363	424	553	288	1235	360	773	363	190	274	14
D07C: The type of work you EXPECT to be doing for most of your life?																
1. Not at all	72.6	69.0	76.5	72.0	72.9	79.2	67.5	71.2	74.4	76.1	60.3	70.8	74.4	76.2	74.5	62.0
2. A little	8.7	9.4	8.0	8.8	6.0	7.0	8.9	9.1	9.7	8.6	9.2	9.7	8.2	7.6	7.0	8.1
3. Some extent	9.1	10.5	7.9	9.8	9.9	5.6	12.0	9.8	7.7	7.2	15.3	8.3	10.4	8.3	8.9	11.6
4. Considerable extent	4.3	4.7	3.6	4.4	3.9	4.2	4.8	3.9	4.7	3.7	6.5	5.3	2.7	1.8	5.5	10.8
5. A great extent	5.2	6.3	3.9	4.9	7.2	3.9	6.6	5.9	3.5	4.3	8.7	6.0	4.2	6.1	4.1	7.5
<i>Item 21680 Subject C01</i>	<i>N†</i>	1622	690	857	1131	361	420	556	285	1232	358	770	361	190	273	14
D07D: A good stepping-stone toward the kind of work you want in the long run?																
1. Not at all	52.4	51.0	54.7	51.2	54.2	56.3	46.7	52.9	55.0	55.3	42.3	51.3	53.5	57.2	51.4	54.8
2. A little	19.4	16.7	20.4	20.0	17.7	20.8	19.4	19.8	16.8	19.0	20.6	19.6	20.5	11.5	22.4	18.8
3. Some extent	12.3	15.8	9.9	12.1	14.1	9.4	16.0	12.0	11.2	10.6	17.5	12.5	9.8	14.9	12.1	15.3
4. Considerable extent	7.5	8.3	7.1	8.3	4.2	6.1	7.3	7.0	10.2	7.0	9.4	6.7	8.7	8.5	7.6	3.6
5. A great extent	8.4	8.3	7.9	8.4	9.8	7.4	10.5	8.3	6.8	8.0	10.3	9.9	7.4	8.0	6.5	7.5
<i>Item 21690 Subject C01</i>	<i>N†</i>	1624	690	859	1133	362	420	555	287	1233	359	773	361	190	272	14
D07E: The kind of work people do just for the money?																
1. Not at all	17.4	17.2	17.6	16.7	18.3	17.7	20.0	16.2	15.7	16.2	21.7	21.6	13.0	15.7	12.4	7.4
2. A little	16.3	15.1	17.9	16.6	15.2	14.9	15.0	18.5	15.7	17.1	13.8	16.0	13.3	19.2	19.7	-
3. Some extent	21.8	23.4	20.4	22.0	19.4	19.5	21.8	22.9	22.5	20.6	25.7	21.5	21.5	22.1	22.4	32.3
4. Considerable extent	17.7	17.2	17.6	17.7	16.3	14.3	17.9	16.2	24.7	18.4	15.3	17.1	18.7	18.4	18.7	10.8
5. A great extent	26.7	27.0	26.5	26.9	30.8	33.6	25.3	26.1	21.4	27.7	23.5	23.8	33.5	24.5	26.9	49.5
<i>Item 21700 Subject C01</i>	<i>N†</i>	1622	691	856	1135	360	420	555	287	1231	359	771	361	190	273	14
D08: To what extent did any high school teacher or counselor help you get this job?																
1. Not at all	82.3	78.5	85.6	83.4	70.9	84.6	82.2	78.9	86.5	85.4	73.6	80.5	86.8	81.3	83.0	85.1
2. A little	4.0	5.3	2.8	3.9	6.7	3.4	4.0	4.3	4.2	3.5	5.3	3.7	3.8	4.8	4.2	3.5
3. Some extent	5.8	8.1	4.3	5.5	11.3	5.5	5.6	7.3	3.8	4.4	9.9	6.6	4.0	3.9	6.8	4.3
4. Considerable extent	2.9	3.2	2.2	2.6	2.9	2.6	2.9	3.3	2.6	2.0	5.6	3.8	2.3	3.1	1.4	-
5. A great extent	4.9	4.9	5.0	4.5	8.3	3.9	5.3	6.2	3.0	4.6	5.6	5.4	3.2	6.9	4.7	7.1
<i>Item 21710 Subject C01, M02</i>	<i>N†</i>	1608	683	851	1123	354	418	552	285	1217	359	762	358	189	272	14
D09: Is (was) this job part of a work-study program?																
1. Yes	11.7	11.2	11.6	11.6	13.4	4.1	13.8	17.5	7.0	10.9	14.3	11.3	9.9	7.9	17.2	24.2
2. No	88.3	88.8	88.4	88.4	86.6	95.9	86.2	82.5	93.0	89.1	85.7	88.7	90.1	92.1	82.8	75.8
<i>Item 21720 Subject C01</i>	<i>N†</i>	1581	666	847	1104	351	413	537	280	1212	337	748	352	187	269	14
D10: People have different opinions about world problems. How much to you agree or disagree with each of the following statements?																
D10A: I feel that I can do very little to change the way the world is today																
1. Disagree	10.9	10.9	11.2	8.9	16.2	10.9	10.1	13.2	7.9	10.5	12.4	10.8	12.3	10.4	9.1	24.3
2. Mostly disagree	20.1	16.7	23.0	20.9	15.5	19.6	20.4	17.6	24.8	21.8	14.0	24.3	17.9	17.1	13.0	18.3
3. Neither	26.4	26.9	25.7	27.3	26.5	25.6	26.4	25.4	29.1	26.3	25.9	26.9	27.3	31.7	21.2	7.7
4. Mostly agree	25.3	26.5	24.3	25.9	22.3	24.9	27.9	24.2	24.6	26.0	22.7	24.4	25.7	24.1	27.3	10.1
5. Agree	17.2	19.0	15.8	17.0	19.5	19.1	15.3	19.6	13.5	15.4	25.0	13.5	16.8	16.7	29.3	39.6
<i>Item 10920 Subject I02, J</i>	<i>N</i>	2242	979	1170	1499	474	552	769	447	1729	469	1139	461	241	361	16

†=excludes respondents for whom question was inappropriate.

QUESTIONNAIRE FORM 4 2003	TOTAL	SEX		RACE		REGION				COLLEGE PLANS?		ILLICIT DRUG USE: LIFETIME				
		M	F	White	Black	NE	NC	S	W	Yes	No	None	Mari- juana Only	Few Pills	More Pills	Any Her- oin
<i>N (Weighted No. of Cases):</i>	2512	1095	1250	1599	291	525	618	863	506	1840	505	1217	523	267	401	27
<i>% of Weighted Total:</i>	100.0	43.6	49.8	63.6	11.6	20.9	24.6	34.3	20.1	73.2	20.1	48.4	20.8	10.6	16.0	1.1
D10B: It does little good to clean up air and water pollution because this society will not last long enough for it to matter																
1. Disagree	26.6	22.7	29.7	26.9	21.8	22.2	28.8	26.7	28.2	28.2	19.8	29.5	23.3	21.2	25.4	30.0
2. Mostly disagree	25.8	25.2	26.2	27.5	16.1	29.6	26.3	22.8	26.2	28.0	18.4	27.3	24.5	30.4	21.4	9.0
3. Neither	27.5	29.5	26.5	28.4	29.4	26.8	24.9	29.8	27.4	25.3	35.1	25.2	31.5	25.0	29.8	28.3
4. Mostly agree	11.5	13.5	9.4	10.7	14.8	11.9	12.0	10.9	11.7	11.7	11.8	11.3	9.8	14.7	12.5	7.8
5. Agree	8.7	9.0	8.3	6.6	17.9	9.5	8.0	9.9	6.5	7.0	14.8	6.8	10.9	8.8	11.0	24.9
<i>Item 10930 Subject F05, J</i>	<i>N</i> 2237	979	1164	1497	247	473	551	769	444	1727	467	1135	460	241	362	16
D10C: When things get tough enough, we'll put our minds to it and find a technological solution																
1. Disagree	4.6	4.2	4.6	3.8	7.3	4.8	3.6	6.0	3.2	3.8	7.2	4.6	3.5	2.6	6.4	7.4
2. Mostly disagree	8.8	9.6	8.4	8.6	6.1	7.7	11.2	6.8	10.4	8.9	8.5	9.3	7.2	6.1	10.9	11.6
3. Neither	31.1	28.1	33.3	31.7	31.3	28.9	28.6	31.3	36.3	29.7	36.4	29.8	32.4	33.2	31.5	12.7
4. Mostly agree	38.9	40.7	37.9	41.7	29.3	42.8	39.4	37.1	37.3	42.4	27.6	39.1	39.8	41.9	37.0	31.9
5. Agree	16.6	17.4	15.8	14.2	26.0	15.9	17.2	18.8	12.8	15.3	20.2	17.1	17.0	16.2	14.3	36.4
<i>Item 10940 Subject I01, J</i>	<i>N</i> 2220	974	1152	1489	245	467	550	763	439	1713	463	1128	457	233	362	16
D10D: When I think about all the terrible things that have been happening, it is hard for me to hold out much hope for the world																
1. Disagree	16.0	17.2	14.7	15.8	13.0	12.8	16.2	17.4	16.5	15.9	15.2	18.2	12.1	19.4	11.2	13.6
2. Mostly disagree	24.3	26.0	23.6	25.4	18.4	23.1	25.3	23.6	25.5	26.4	17.4	26.1	23.3	21.9	22.7	10.8
3. Neither	33.8	34.4	33.2	34.4	34.8	37.8	35.6	30.7	32.3	32.6	37.6	31.3	39.5	32.4	34.8	28.3
4. Mostly agree	18.7	14.7	21.5	18.9	18.8	19.0	16.3	19.3	20.2	18.8	18.6	18.8	16.3	18.8	21.0	24.9
5. Agree	7.3	7.7	7.2	5.6	15.0	7.3	6.5	9.0	5.5	6.2	11.2	5.7	8.8	7.4	10.2	22.4
<i>Item 10950 Subject J</i>	<i>N</i> 2222	975	1153	1485	245	471	551	759	442	1716	463	1124	460	238	360	16
D10E: I often wonder if there is any real purpose to my life in light of the world situation																
1. Disagree	27.8	26.2	28.6	27.5	27.5	24.9	26.4	31.1	26.6	28.5	24.3	33.3	21.6	28.1	19.5	25.6
2. Mostly disagree	17.1	17.6	17.5	18.6	10.1	17.5	16.7	14.2	22.2	18.5	12.0	17.7	20.3	16.0	13.3	1.5
3. Neither	33.9	35.7	31.9	33.4	35.9	34.5	34.0	33.8	33.3	33.1	37.7	31.3	35.4	31.0	40.2	31.0
4. Mostly agree	13.6	12.9	14.7	14.0	14.8	16.7	14.2	12.6	11.6	13.1	15.6	12.3	11.9	15.7	18.3	17.7
5. Agree	7.6	7.7	7.3	6.5	11.8	6.4	8.7	8.3	6.2	6.8	10.3	5.3	10.9	9.2	8.8	24.1
<i>Item 10960 Subject J</i>	<i>N</i> 2207	972	1144	1480	238	458	548	761	441	1707	456	1116	453	237	362	15
D10F: My guess is that this country will be caught up in a major world upheaval in the next 10 years																
1. Disagree	9.7	10.8	9.1	8.7	12.3	11.5	8.7	9.8	9.0	9.4	10.2	12.2	6.6	8.4	6.6	12.0
2. Mostly disagree	12.6	14.3	11.3	14.0	6.8	14.1	13.8	11.4	11.5	13.6	9.3	14.8	13.0	11.2	6.8	1.5
3. Neither	41.2	38.2	43.9	41.5	40.2	41.3	37.9	42.4	43.2	40.0	45.3	39.2	43.8	42.3	43.7	29.5
4. Mostly agree	23.6	21.8	24.6	24.0	23.3	22.7	25.5	22.1	24.6	24.9	19.6	23.5	22.8	22.0	26.5	20.0
5. Agree	12.9	15.0	11.0	11.6	17.4	10.4	14.1	14.3	11.7	12.1	15.6	10.4	13.7	16.2	16.5	37.0
<i>Item 10970 Subject J</i>	<i>N</i> 2210	966	1150	1479	244	464	546	761	439	1703	463	1118	455	237	362	15
D10G: Nuclear or biological annihilation will probably be the fate of all mankind, within my lifetime																
1. Disagree	21.5	25.4	18.8	23.3	17.9	22.9	21.2	20.8	21.8	23.0	15.9	24.6	18.6	17.8	17.2	19.6
2. Mostly disagree	17.0	18.7	15.7	18.3	10.3	18.2	16.5	15.8	18.6	18.1	12.5	17.8	15.9	21.8	13.5	18.4
3. Neither	38.4	32.7	42.9	38.1	41.6	36.7	40.1	40.2	35.0	37.4	43.5	38.3	40.3	36.7	38.5	18.4
4. Mostly agree	14.3	13.3	15.0	13.4	16.7	14.8	14.3	13.8	14.9	14.2	15.2	12.7	16.4	15.2	16.3	13.6
5. Agree	8.7	9.9	7.7	6.8	13.5	7.5	7.8	9.5	9.8	7.3	12.9	6.7	8.9	8.5	14.6	30.0
<i>Item 10980 Subject J</i>	<i>N</i> 2199	967	1138	1480	237	452	546	761	440	1699	457	1116	452	233	361	14
D10H: The human race has come through tough times before, and will do so again																
1. Disagree	6.0	6.9	5.3	4.6	13.8	7.2	5.6	6.1	5.2	4.8	10.4	5.2	7.8	4.2	7.8	-
2. Mostly disagree	5.2	4.9	5.6	4.5	5.3	4.5	4.7	6.2	4.9	5.1	5.6	5.1	5.0	6.3	4.3	10.0
3. Neither	29.1	28.2	29.0	29.6	30.3	26.1	31.4	28.8	30.0	27.9	34.5	28.3	30.2	32.0	29.7	14.8
4. Mostly agree	33.1	33.0	33.7	35.8	26.3	39.5	33.5	28.4	34.1	35.4	24.9	32.9	33.1	34.7	32.8	29.1
5. Agree	26.5	27.0	26.5	25.5	24.4	22.8	24.8	30.4	25.7	26.8	24.6	28.6	23.9	22.7	25.4	46.0
<i>Item 10990 Subject J</i>	<i>N</i> 2205	964	1148	1476	243	461	544	761	439	1700	462	1118	453	236	360	15

QUESTIONNAIRE FORM 4 2003	TOTAL	SEX		RACE		REGION				COLLEGE PLANS?		ILLICIT DRUG USE: LIFETIME					
		M	F	White	Black	NE	NC	S	W	Yes	No	None	Mari- juana Only	Few Pills	More Pills	Any Her- oin	
<i>N (Weighted No. of Cases):</i>	2512	1095	1250	1599	291	525	618	863	506	1840	505	1217	523	267	401	27	
<i>% of Weighted Total:</i>	100.0	43.6	49.8	63.6	11.6	20.9	24.6	34.3	20.1	73.2	20.1	48.4	20.8	10.6	16.0	1.1	
The next questions are about alcohol use—this time asking separately about beer, wine, wine coolers, and hard liquor.																	
D11: On how many occasions (if any) have you had beer to drink . . .																	
D11A: . . . in your lifetime?																	
1. 0 occasions	27.1	24.7	29.5	21.5	56.0	25.8	22.5	33.7	22.6	28.7	21.9	47.8	9.8	10.1	2.0	-	
2. 1-2	13.5	10.6	15.6	12.8	15.9	13.2	11.2	14.7	14.7	13.5	14.1	16.9	13.7	8.5	7.6	-	
3. 3-5	11.6	8.6	14.2	11.8	13.3	10.2	12.9	10.8	12.7	10.9	13.6	11.8	13.8	14.7	5.9	6.7	
4. 6-9	8.3	7.4	8.8	8.4	4.5	9.3	7.0	7.5	10.1	8.7	6.5	6.8	12.8	11.0	5.6	-	
5. 10-19	9.0	8.1	10.0	10.8	2.0	9.8	8.6	8.4	9.9	9.6	6.9	5.4	12.8	14.9	11.5	3.7	
6. 20-39	10.4	11.9	9.2	11.6	2.6	11.6	10.6	8.6	12.0	10.1	11.2	5.5	14.5	13.8	17.1	13.8	
7. 40 or more	20.1	28.7	12.6	23.2	5.7	20.1	27.2	16.3	18.1	18.5	25.9	5.9	22.5	26.9	50.4	75.8	
<i>Item 11000 Subject A01a</i>	<i>N</i>	<i>2015</i>	<i>889</i>	<i>1040</i>	<i>1369</i>	<i>220</i>	<i>428</i>	<i>489</i>	<i>692</i>	<i>408</i>	<i>1543</i>	<i>432</i>	<i>981</i>	<i>419</i>	<i>224</i>	<i>356</i>	<i>17</i>
D11B: . . . during the last 12 months?																	
1. 0 occasions	40.6	34.6	45.8	34.5	70.2	38.7	35.2	48.8	35.0	42.2	35.2	61.3	26.8	19.8	13.8	3.7	
2. 1-2	15.7	12.6	17.6	15.9	16.1	14.3	15.2	15.6	17.8	14.8	19.0	16.0	17.6	18.1	11.5	15.8	
3. 3-5	11.0	10.7	11.4	12.1	5.5	10.2	9.3	9.7	16.2	11.0	11.0	8.8	14.7	13.2	9.9	12.6	
4. 6-9	8.0	8.4	7.9	8.7	2.1	8.2	7.3	7.9	8.9	8.2	6.5	5.4	11.4	12.6	8.9	-	
5. 10-19	11.0	12.5	9.9	13.1	1.8	12.8	14.2	8.5	9.4	11.0	11.3	6.0	14.5	17.0	17.1	7.2	
6. 20-39	6.0	8.5	3.9	6.7	1.3	6.3	9.0	4.0	5.3	5.8	6.5	1.5	7.0	8.9	14.5	29.5	
7. 40 or more	7.8	12.8	3.4	9.0	2.9	9.5	10.0	5.5	7.4	7.1	10.5	1.0	8.0	10.3	24.3	31.2	
<i>Item 11010 Subject A01b</i>	<i>N</i>	<i>1999</i>	<i>883</i>	<i>1030</i>	<i>1357</i>	<i>220</i>	<i>425</i>	<i>484</i>	<i>688</i>	<i>401</i>	<i>1539</i>	<i>423</i>	<i>972</i>	<i>418</i>	<i>222</i>	<i>353</i>	<i>17</i>
D11C: . . . during the last 30 days?																	
1. 0 occasions	62.2	55.5	68.3	57.3	86.9	58.1	56.9	68.0	63.2	62.8	60.6	80.8	52.3	49.5	31.8	41.6	
2. 1-2	17.2	17.1	17.3	19.1	7.5	18.0	17.6	15.8	18.2	17.2	16.9	11.9	25.5	22.7	18.5	5.8	
3. 3-5	8.5	10.1	6.6	9.8	1.3	10.7	9.3	7.1	7.5	8.3	8.6	4.4	10.2	11.5	16.3	5.1	
4. 6-9	5.7	7.0	4.6	6.5	1.4	5.7	8.6	3.9	5.2	6.2	3.9	2.0	6.3	8.1	13.3	17.6	
5. 10-19	3.9	5.7	2.5	4.6	2.0	5.0	4.0	3.5	3.5	3.5	5.9	0.6	3.1	5.1	13.4	8.5	
6. 20-39	1.3	2.4	0.4	1.5	-	0.9	2.4	0.7	1.5	1.1	2.3	0.2	0.8	2.2	3.9	14.0	
7. 40 or more	1.2	2.3	0.2	1.0	0.9	1.7	1.2	1.0	0.9	1.0	1.7	0.2	1.8	1.0	2.9	7.4	
<i>Item 11020 Subject A01c</i>	<i>N</i>	<i>1996</i>	<i>881</i>	<i>1028</i>	<i>1358</i>	<i>220</i>	<i>425</i>	<i>482</i>	<i>688</i>	<i>401</i>	<i>1536</i>	<i>424</i>	<i>969</i>	<i>418</i>	<i>220</i>	<i>355</i>	<i>17</i>
D12: Think back over the LAST TWO WEEKS. How many times have you had five or more 12-ounce cans of beer (or the equivalent) in a row?																	
1. None	78.6	68.9	87.2	75.1	94.7	72.9	75.3	83.3	80.8	79.8	75.1	92.6	75.2	68.1	50.0	41.0	
2. Once	6.3	8.0	5.0	7.4	0.7	9.3	6.5	4.5	6.1	6.2	6.8	3.3	8.0	10.2	10.9	-	
3. Twice	5.9	8.7	3.6	7.0	1.2	8.4	6.7	5.0	4.0	5.8	6.1	2.3	7.8	8.4	12.3	20.7	
4. Three to five times	5.4	7.8	2.9	6.2	1.1	5.8	7.3	3.8	5.2	4.6	7.6	0.8	5.0	9.8	16.0	13.4	
5. Six to nine times	2.3	4.0	1.1	2.7	1.5	1.7	2.6	2.2	2.9	2.4	2.5	0.7	2.4	3.0	5.8	24.9	
6. Ten or more times	1.4	2.6	0.2	1.6	0.7	1.9	1.7	1.2	1.0	1.3	1.9	0.3	1.6	0.4	4.9	-	
<i>Item 11030 Subject A01d</i>	<i>N</i>	<i>1965</i>	<i>858</i>	<i>1019</i>	<i>1335</i>	<i>215</i>	<i>411</i>	<i>478</i>	<i>674</i>	<i>402</i>	<i>1508</i>	<i>415</i>	<i>972</i>	<i>398</i>	<i>217</i>	<i>343</i>	<i>14</i>
D13: On how many occasions (if any) have you had wine cooler(s) to drink . . .																	
D13A: . . . in your lifetime?																	
1. 0 occasions	38.0	46.5	30.6	35.5	46.2	38.3	34.0	39.8	39.2	38.4	35.4	54.5	26.0	23.4	15.7	44.1	
2. 1-2	18.9	17.9	19.7	20.0	15.6	21.9	18.0	18.3	17.5	19.3	17.9	18.0	22.4	23.5	13.4	10.6	
3. 3-5	15.8	14.8	16.2	16.6	15.2	14.7	18.8	14.7	15.2	15.9	15.9	14.2	17.2	18.5	17.0	18.3	
4. 6-9	9.2	6.7	12.0	9.5	7.6	10.0	9.1	9.2	8.4	9.6	7.4	6.3	12.7	11.6	12.2	1.4	
5. 10-19	9.0	6.4	11.3	10.2	6.3	8.7	7.7	9.0	10.8	8.5	11.1	4.4	12.4	10.3	17.2	7.4	
6. 20-39	4.8	3.6	6.0	4.7	2.8	3.5	6.6	4.6	4.6	4.3	6.0	1.4	5.6	7.0	11.9	6.7	
7. 40 or more	4.4	4.2	4.3	3.6	6.3	2.9	5.8	4.3	4.3	3.9	6.3	1.3	3.9	5.8	12.4	11.5	
<i>Item 22620 Subject A01a</i>	<i>N</i>	<i>2013</i>	<i>879</i>	<i>1044</i>	<i>1364</i>	<i>217</i>	<i>431</i>	<i>484</i>	<i>691</i>	<i>407</i>	<i>1539</i>	<i>433</i>	<i>980</i>	<i>417</i>	<i>221</i>	<i>359</i>	<i>17</i>

DESCRIPTIVE RESULTS: 2003

183

QUESTIONNAIRE FORM 4 2003	TOTAL	SEX		RACE		REGION				COLLEGE PLANS?		ILLICIT DRUG USE: LIFETIME				
		M	F	White	Black	NE	NC	S	W	Yes	No	None	Mari- juana Only	Few Pills	More Pills	Any Her- oin
<i>N (Weighted No. of Cases):</i>	2512	1095	1250	1599	291	525	618	863	506	1840	505	1217	523	267	401	27
<i>% of Weighted Total:</i>	100.0	43.6	49.8	63.6	11.6	20.9	24.6	34.3	20.1	73.2	20.1	48.4	20.8	10.6	16.0	1.1
D13B: . . . during the last 12 months?																
1. 0 occasions	61.2	70.0	53.6	59.6	64.0	63.4	56.3	63.3	60.9	61.0	60.9	72.8	53.2	47.7	46.2	58.3
2. 1-2	18.3	14.6	21.2	20.7	13.2	16.7	20.9	17.5	18.2	18.4	18.0	15.3	20.8	24.3	20.5	8.5
3. 3-5	9.1	5.6	12.2	9.3	9.6	8.4	9.7	8.6	9.8	9.7	7.2	7.6	12.1	10.5	8.6	14.8
4. 6-9	5.3	4.3	6.5	5.1	4.9	5.8	5.0	5.7	4.5	5.3	5.4	2.4	8.0	8.9	8.6	-
5. 10-19	3.4	2.6	4.2	3.2	2.7	3.0	4.0	2.2	5.0	3.0	4.6	1.2	2.2	5.8	9.1	7.4
6. 20-39	1.6	1.4	1.8	1.3	3.7	2.0	2.9	1.1	0.4	1.3	2.7	0.2	1.8	0.3	5.3	11.0
7. 40 or more	1.2	1.5	0.6	0.9	1.9	0.7	1.2	1.6	1.2	1.3	1.2	0.5	2.0	2.5	1.7	-
<i>Item 22630 Subject A01b</i>	<i>N</i> 2006	872	1044	1358	217	430	482	692	403	1538	428	977	415	220	359	17
D13C: . . . during the last 30 days?																
1. 0 occasions	85.4	90.6	81.1	86.1	81.9	84.1	84.5	86.1	86.9	86.0	82.8	91.0	83.9	77.0	77.0	75.5
2. 1-2	9.1	5.5	12.5	9.3	8.7	9.4	9.5	9.0	8.5	9.3	8.9	6.8	8.8	15.9	11.7	17.8
3. 3-5	3.1	2.0	3.6	2.8	4.0	3.3	3.1	3.2	2.6	2.8	4.2	1.3	4.3	4.0	5.8	6.7
4. 6-9	1.3	0.4	2.2	0.8	4.0	2.0	1.6	0.8	1.2	1.0	2.6	0.5	0.9	3.1	3.2	-
5. 10-19	0.4	0.1	0.5	0.4	-	0.5	0.3	0.2	0.5	0.4	0.3	0.1	0.2	-	1.6	-
6. 20-39	0.2	0.3	0.1	0.1	-	0.6	0.1	-	-	0.1	0.5	-	0.8	-	-	-
7. 40 or more	0.5	1.0	0.1	0.5	1.4	-	0.9	0.8	0.2	0.4	0.9	0.3	1.1	-	0.8	-
<i>Item 22640 Subject A01c</i>	<i>N</i> 2003	871	1043	1356	217	427	480	692	403	1535	428	975	415	220	358	17
D14: Think back over the LAST TWO WEEKS. How many times have you had five or more 12-ounce bottles of wine cooler (or the equivalent) in a row?																
1. None	92.9	94.6	91.8	93.6	89.8	92.0	91.2	93.3	95.0	93.3	91.1	96.5	89.4	85.5	90.7	96.1
2. Once	3.2	1.8	4.3	3.2	5.3	5.0	4.2	2.2	2.0	3.4	2.8	2.5	3.6	6.6	2.8	-
3. Twice	2.0	1.9	2.1	1.4	2.4	1.6	2.0	2.0	2.4	1.7	3.2	0.5	4.0	6.6	1.1	3.9
4. Three to five times	1.3	0.9	1.3	1.0	1.6	0.9	1.7	1.8	0.2	1.0	2.5	0.2	1.7	1.3	3.9	-
5. Six to nine times	0.3	0.3	0.3	0.5	-	0.5	0.5	0.2	0.2	0.4	-	0.1	0.3	-	1.2	-
6. Ten or more times	0.3	0.5	0.1	0.3	0.9	0.1	0.4	0.5	0.2	0.3	0.5	0.1	1.0	-	0.3	-
<i>Item 22650 Subject A01d</i>	<i>N</i> 1941	845	1009	1326	205	412	469	661	399	1494	405	961	398	211	336	15
D15: On how many occasions (if any) have you had wine to drink, not counting wine coolers . . .																
D15A: . . . in your lifetime?																
1. 0 occasions	44.2	44.4	43.1	40.6	63.2	42.4	42.8	47.6	42.2	43.2	48.9	60.4	33.9	29.8	22.4	25.2
2. 1-2	19.6	17.8	21.1	20.1	17.9	21.8	20.6	17.3	20.0	19.9	17.7	17.2	25.6	22.7	15.8	14.3
3. 3-5	15.9	15.9	16.1	18.4	7.7	18.8	15.7	14.8	15.1	16.2	15.9	12.6	18.4	15.2	23.2	17.3
4. 6-9	7.5	6.5	8.4	7.9	5.3	6.7	7.3	7.8	8.1	8.1	5.0	4.2	8.1	10.7	14.2	1.4
5. 10-19	6.6	7.2	6.6	6.7	2.8	6.7	5.8	6.1	8.2	6.5	6.0	3.2	6.2	11.7	12.1	33.0
6. 20-39	2.7	3.1	2.6	2.6	1.4	1.7	3.0	3.1	2.8	3.2	0.9	1.3	3.9	5.7	3.2	5.0
7. 40 or more	3.5	5.2	2.1	3.7	1.7	2.0	4.9	3.4	3.6	2.9	5.6	1.0	3.9	4.3	9.1	3.7
<i>Item 11040 Subject A01a</i>	<i>N</i> 1988	875	1023	1354	205	418	480	684	406	1528	420	966	415	220	353	17
D15B: . . . during the last 12 months?																
1. 0 occasions	63.5	61.9	63.2	60.6	79.9	61.3	63.9	66.2	60.6	62.1	68.5	75.0	61.0	46.9	46.4	34.7
2. 1-2	19.5	19.8	20.0	21.7	10.7	24.9	16.8	17.1	21.1	20.5	16.3	15.6	22.0	23.6	24.4	23.3
3. 3-5	8.7	8.8	9.2	9.3	4.9	6.4	10.3	9.1	8.8	9.3	6.3	5.8	9.8	12.8	12.6	20.0
4. 6-9	4.2	3.4	5.3	4.3	1.9	3.8	3.7	3.9	5.8	4.3	3.8	2.3	2.9	10.2	7.4	11.0
5. 10-19	2.1	3.0	1.4	2.2	1.7	2.8	2.1	1.3	2.5	2.1	1.9	0.8	1.9	4.3	4.0	7.4
6. 20-39	0.8	1.7	0.1	0.8	-	-	1.7	0.4	1.2	0.6	1.4	0.3	0.4	1.2	2.5	-
7. 40 or more	1.2	1.3	0.9	1.0	0.9	0.9	1.3	1.9	-	1.1	1.7	0.2	1.9	1.0	2.8	3.7
<i>Item 11050 Subject A01b</i>	<i>N</i> 1980	871	1020	1347	205	416	476	682	405	1520	420	964	413	218	350	17
D15C: . . . during the last 30 days?																
1. 0 occasions	86.6	86.1	86.5	85.8	91.2	87.5	86.5	86.0	86.5	86.5	86.3	92.3	86.5	74.6	80.1	64.4
2. 1-2	8.9	8.1	9.8	9.9	4.4	9.4	8.1	9.4	8.5	9.6	7.0	5.5	10.0	15.4	11.6	25.3
3. 3-5	2.0	2.0	2.2	1.9	2.6	1.6	2.4	1.9	2.3	1.7	3.3	1.6	0.6	5.3	2.7	6.7
4. 6-9	1.0	1.4	0.7	0.9	0.8	1.0	0.3	0.9	1.9	1.1	0.5	0.1	1.0	3.6	1.8	3.7
5. 10-19	0.5	1.2	0.1	0.7	-	-	1.4	0.2	0.7	0.3	1.4	0.2	0.3	-	2.2	-
6. 20-39	0.1	0.2	0.1	0.1	-	-	0.1	0.2	*	0.2	-	0.1	0.2	-	0.2	-
7. 40 or more	0.8	1.0	0.6	0.7	0.9	0.4	1.1	1.3	-	0.6	1.5	0.2	1.5	1.0	1.4	-
<i>Item 11060 Subject A01c</i>	<i>N</i> 1976	869	1020	1344	205	414	476	681	405	1517	420	962	414	218	347	17

*=less than .05 percent.

QUESTIONNAIRE FORM 4 2003	TOTAL	SEX		RACE		REGION				COLLEGE PLANS?		ILLICIT DRUG USE: LIFETIME				
		M	F	White	Black	NE	NC	S	W	Yes	No	None	Mari- juana Only	Few Pills	More Pills	Any Her- oin
<i>N (Weighted No. of Cases):</i>	2512	1095	1250	1599	291	525	618	863	506	1840	505	1217	523	267	401	27
<i>% of Weighted Total:</i>	100.0	43.6	49.8	63.6	11.6	20.9	24.6	34.3	20.1	73.2	20.1	48.4	20.8	10.6	16.0	1.1
D16: Think back over the LAST TWO WEEKS. How many times have you had five or more 4-ounce glasses of wine in a row (or the equivalent, which is about three-fourths of a bottle)?																
1. None	95.0	94.3	95.7	94.8	94.7	95.9	94.5	94.7	95.5	95.5	93.0	98.2	94.2	89.9	90.5	78.6
2. Once	2.3	3.0	1.8	2.4	2.1	2.0	2.8	2.0	2.6	2.3	2.6	1.1	0.9	5.9	5.1	9.2
3. Twice	1.1	1.0	1.1	1.2	0.7	0.5	1.4	1.5	0.3	0.9	1.8	0.5	2.2	1.0	1.0	7.9
4. Three to five times	0.8	0.9	0.8	0.7	1.6	0.8	0.5	0.8	1.3	0.6	1.7	-	1.1	2.1	2.0	4.3
5. Six to nine times	0.2	-	0.2	0.2	-	-	-	0.5	-	0.1	0.2	-	0.4	0.4	0.2	-
6. Ten or more times	0.6	0.8	0.4	0.6	0.9	0.8	0.8	0.5	0.2	0.6	0.6	0.1	1.2	0.7	1.1	-
<i>Item 11070 Subject A01d</i>	<i>N</i> 1942	841	1012	1326	202	407	457	678	401	1502	401	964	400	205	339	14
These next questions are about hard liquor. (Hard liquor includes whiskey, Scotch, bourbon, gin, vodka, rum, etc., or mixed drinks made with liquor.)																
D17: On how many occasions (if any) have you had liquor to drink . . .																
D17A: . . . in your lifetime?																
1. 0 occasions	28.9	29.2	29.1	24.5	52.9	25.8	26.5	34.3	26.0	29.8	25.8	51.2	9.8	9.4	3.5	8.8
2. 1-2	12.9	10.9	14.7	12.8	13.3	12.0	12.5	13.8	12.7	13.7	10.4	15.5	14.0	14.1	2.9	-
3. 3-5	12.0	11.1	12.1	11.7	8.2	13.8	10.1	10.2	15.1	10.6	16.5	12.9	14.1	10.4	8.6	3.7
4. 6-9	9.9	8.7	11.1	10.7	6.1	9.4	8.8	10.2	11.2	10.4	7.8	7.5	15.5	9.4	10.5	3.7
5. 10-19	11.2	10.7	11.3	12.7	6.5	12.3	13.9	10.6	7.8	11.3	11.2	5.7	15.7	22.0	15.1	-
6. 20-39	11.4	12.6	10.6	12.6	3.4	11.1	13.2	9.5	12.9	11.3	11.2	5.0	17.3	15.8	19.0	20.6
7. 40 or more	13.7	16.6	11.2	14.9	9.5	15.6	14.9	11.4	14.3	12.8	17.2	2.3	13.6	18.7	40.5	63.2
<i>Item 11080 Subject A01a</i>	<i>N</i> 1996	871	1036	1359	211	427	473	688	407	1529	427	974	412	221	353	17
D17B: . . . during the last 12 months?																
1. 0 occasions	41.4	40.2	42.7	36.8	63.1	38.4	38.1	48.4	36.6	42.4	38.1	63.3	25.3	22.8	11.2	12.5
2. 1-2	15.1	14.4	16.1	15.8	13.1	12.1	16.0	13.7	19.7	14.8	15.3	14.8	20.9	15.8	9.3	-
3. 3-5	14.2	13.7	13.8	15.3	6.0	18.3	10.6	13.9	14.8	13.6	16.7	11.0	16.8	17.5	18.5	18.3
4. 6-9	9.1	8.8	9.4	9.8	5.4	10.5	11.3	7.1	8.4	8.7	10.5	4.2	14.5	12.3	14.8	-
5. 10-19	9.5	11.3	8.4	10.6	5.4	7.9	12.0	8.9	9.1	10.0	7.0	4.2	9.8	19.3	18.1	8.5
6. 20-39	5.1	4.7	5.6	6.4	0.5	6.4	5.4	3.8	5.5	5.2	5.0	1.8	5.6	6.6	11.6	27.8
7. 40 or more	5.6	7.0	4.0	5.3	6.7	6.5	6.6	4.2	5.8	5.2	7.4	0.7	6.9	5.8	16.5	32.9
<i>Item 11090 Subject A01b</i>	<i>N</i> 1986	865	1033	1353	210	425	470	685	406	1522	425	972	409	220	349	17
D17C: . . . during the last 30 days?																
1. 0 occasions	65.7	64.0	67.1	63.3	76.1	64.3	62.6	69.3	64.6	66.4	63.1	84.5	56.3	51.8	33.3	40.4
2. 1-2	18.0	17.3	18.6	19.1	11.5	18.3	16.4	17.5	20.2	17.4	18.6	9.9	25.0	23.3	30.1	4.2
3. 3-5	7.9	8.6	7.4	8.6	4.5	9.1	9.6	7.0	6.4	8.2	7.3	2.9	10.1	14.6	15.1	15.5
4. 6-9	3.8	4.0	3.7	4.4	2.2	4.2	6.0	2.8	2.3	3.9	3.6	2.0	2.9	4.8	8.6	12.2
5. 10-19	2.5	3.2	1.8	2.6	3.9	2.2	3.4	1.3	3.8	2.0	4.4	0.4	2.9	1.5	8.5	7.4
6. 20-39	1.3	1.8	0.8	1.5	0.1	0.8	1.3	1.0	2.3	1.1	1.9	0.2	0.3	3.0	3.5	20.4
7. 40 or more	0.9	1.2	0.6	0.6	1.6	1.2	0.7	1.1	0.5	0.8	1.1	0.2	2.5	1.1	0.8	-
<i>Item 11100 Subject A01c</i>	<i>N</i> 1984	863	1032	1351	210	425	469	683	407	1522	423	968	409	220	352	17
D18: Think back over the LAST TWO WEEKS. How many times have you had five or more mixed drinks or shot glasses of hard liquor in a row?																
1. None	78.9	75.9	81.1	76.3	84.1	76.5	75.2	82.6	79.3	79.5	77.0	92.6	74.6	64.2	54.4	34.6
2. Once	7.8	7.9	8.1	9.1	3.6	8.5	9.9	6.6	6.6	7.7	7.6	4.0	12.4	9.9	12.2	9.9
3. Twice	5.2	5.6	5.1	5.5	4.5	6.1	5.0	4.2	6.3	4.9	5.8	1.6	5.2	12.3	11.2	11.7
4. Three to five times	4.4	5.0	3.7	5.3	3.1	6.3	5.0	3.2	3.7	4.5	4.4	1.1	3.6	8.8	12.0	11.1
5. Six to nine times	1.6	2.4	0.8	2.1	0.7	0.4	1.3	2.5	1.8	1.6	1.8	0.3	1.5	1.7	4.7	22.7
6. Ten or more times	2.1	3.3	1.2	1.6	4.0	2.2	3.6	1.0	2.3	1.8	3.4	0.4	2.7	3.1	5.6	10.1
<i>Item 11110 Subject A01d</i>	<i>N</i> 1894	821	986	1294	202	402	447	654	391	1466	390	944	383	211	320	15

DESCRIPTIVE RESULTS: 2003

185

QUESTIONNAIRE FORM 4 2003	TOTAL	SEX		RACE		REGION				COLLEGE PLANS?		ILLICIT DRUG USE: LIFETIME				
		M	F	White	Black	NE	NC	S	W	Yes	No	None	Mari- juana Only	Few Pills	More Pills	Any Her- oin
<i>N (Weighted No. of Cases):</i>	2512	1095	1250	1599	291	525	618	863	506	1840	505	1217	523	267	401	27
<i>% of Weighted Total:</i>	100.0	43.6	49.8	63.6	11.6	20.9	24.6	34.3	20.1	73.2	20.1	48.4	20.8	10.6	16.0	1.1
D19: The next questions are on another topic. Do you know about how much an ounce of marijuana would cost in your area?																
88. Don't know	62.6	52.8	71.0	61.3	64.5	57.7	64.6	64.5	61.8	64.4	55.5	83.1	50.9	50.3	22.8	4.3
01. Less than \$50	8.4	7.4	9.0	8.6	7.0	9.5	6.6	8.7	8.9	8.4	7.6	6.2	13.4	10.6	7.7	19.0
02. \$50-\$99	9.6	13.6	6.3	9.2	11.8	7.3	8.7	11.9	8.8	9.5	10.2	4.6	10.8	18.0	17.8	3.7
03. \$100-\$149	8.8	11.0	6.7	9.8	10.7	8.0	12.0	10.0	3.6	8.1	12.0	3.1	10.9	8.6	24.3	12.3
04. \$150-\$199	2.8	3.9	2.1	2.9	1.7	3.6	3.3	1.6	3.4	2.5	3.9	0.5	3.6	2.5	8.6	14.6
05. \$200-\$249	2.3	2.9	1.8	2.7	0.9	4.1	2.4	0.8	3.1	2.4	2.4	0.7	3.9	3.0	4.6	14.6
06. \$250-\$299	2.2	3.3	1.0	2.5	1.3	4.1	1.3	0.3	4.7	1.4	5.0	0.6	1.8	3.5	5.8	30.1
07. \$300-\$399	2.3	3.6	1.2	2.3	0.9	5.0	0.5	1.1	3.6	2.1	3.0	0.4	3.3	2.3	6.7	1.4
08. \$400-\$499	0.2	0.2	0.3	0.2	0.6	0.2	-	-	0.9	0.3	-	0.1	-	0.8	0.6	-
09. \$500 or more	0.8	1.3	0.5	0.6	0.7	0.6	0.6	1.0	1.2	1.0	0.5	0.7	1.3	0.5	1.1	-
<i>Item 20506 Subject A01m</i>	<i>N</i> 2189	956	1137	1471	234	450	533	759	447	1689	455	1116	445	234	354	17
D20: During the past 12 months, how often have you seen people selling illegal drugs in your neighborhood?																
1. Never	60.6	56.6	64.5	62.4	50.7	46.8	66.3	66.7	57.2	60.8	60.6	73.3	50.0	51.1	40.2	34.1
2. A few times a year	15.9	15.7	16.5	16.2	13.7	20.3	13.5	12.5	20.0	16.5	13.3	14.5	19.4	19.9	13.6	14.2
3. Once or twice a month	7.3	8.0	6.3	8.1	7.4	8.9	6.5	5.3	10.0	7.7	6.2	4.8	9.8	7.9	11.8	9.7
4. At least once a week	7.2	7.8	6.3	7.1	5.0	10.5	5.3	7.7	5.4	6.9	7.7	3.6	10.5	9.4	13.2	5.7
5. Almost every day	9.0	11.9	6.4	6.2	23.2	13.4	8.3	7.8	7.5	8.0	12.2	3.8	10.2	11.7	21.2	36.3
<i>Item 30880 Subject A03a</i>	<i>N</i> 2193	957	1139	1469	236	450	531	766	446	1687	458	1113	445	235	358	17
These next questions ask for your opinions about the military services in the United States.																
E01: To what extent do you think the following opportunities are available to people who work in the military services?																
E01A: A chance to get ahead																
1. To a very little extent	9.8	12.1	7.4	8.8	17.3	10.2	12.3	9.4	7.0	8.6	14.6	8.9	7.7	10.7	13.4	21.1
2. To a little extent	10.3	11.2	9.7	10.5	8.0	11.9	11.5	8.0	11.0	10.0	11.3	9.5	12.2	10.5	9.9	-
3. To some extent	40.5	39.2	41.9	42.1	26.9	40.0	39.4	40.2	43.0	41.8	36.6	42.5	38.9	46.9	33.3	32.5
4. To a great extent	23.5	21.4	25.9	23.6	23.4	24.1	23.4	22.3	25.2	25.0	17.3	25.0	24.1	16.7	23.5	23.3
5. To a very great extent	15.9	16.1	15.0	14.9	24.4	13.8	13.4	20.1	13.8	14.7	20.1	14.1	17.1	15.2	20.0	23.1
<i>Item 11120 Subject L04</i>	<i>N</i> 2155	938	1120	1445	236	447	523	748	436	1664	449	1103	434	232	346	17
E01B: A chance to get more education																
1. To a very little extent	6.6	9.1	4.3	5.7	13.3	5.1	10.2	6.0	4.7	5.6	10.3	5.5	5.0	8.3	9.7	21.1
2. To a little extent	9.1	9.0	9.4	8.5	9.0	10.9	9.0	7.7	10.0	9.3	8.8	9.6	7.5	10.5	9.2	-
3. To some extent	32.5	31.0	33.3	34.2	26.5	32.3	32.5	33.3	31.3	32.8	31.5	31.9	37.8	34.6	26.1	14.1
4. To a great extent	30.7	30.5	31.8	32.0	21.8	34.9	31.9	25.5	33.9	32.7	22.7	32.2	31.3	25.0	29.8	31.6
5. To a very great extent	21.2	20.5	21.1	19.6	29.4	16.8	16.5	27.6	20.1	19.6	26.7	20.8	18.5	21.6	25.2	33.3
<i>Item 11130 Subject B10, L04</i>	<i>N</i> 2151	937	1118	1444	237	446	521	749	434	1662	448	1102	435	231	344	17
E01C: A chance to advance to a more responsible position																
1. To a very little extent	7.3	8.6	6.0	6.7	12.8	7.5	10.0	6.6	5.2	5.9	12.7	6.4	5.5	9.9	9.5	21.7
2. To a little extent	6.2	6.8	5.4	6.2	5.3	5.7	9.9	4.3	5.6	5.7	7.8	5.4	7.4	5.1	7.8	-
3. To some extent	29.2	30.0	28.7	30.9	22.2	30.1	29.0	28.6	29.7	28.5	31.6	29.9	30.0	28.8	25.9	17.4
4. To a great extent	34.4	33.1	36.1	34.9	30.0	36.6	32.4	32.2	38.0	37.2	25.0	36.4	34.3	34.1	29.3	36.9
5. To a very great extent	22.9	21.4	23.8	21.4	29.7	20.1	18.7	28.2	21.5	22.7	23.0	21.9	22.8	22.1	27.6	24.0
<i>Item 11140 Subject L04</i>	<i>N</i> 2146	935	1114	1440	235	445	520	745	435	1657	448	1099	433	231	343	16
E01D: A chance to have a personally more fulfilling job																
1. To a very little extent	7.7	9.4	6.2	6.8	12.4	5.9	10.1	7.7	6.8	6.8	11.2	6.7	5.3	9.0	12.4	24.1
2. To a little extent	11.2	10.3	12.1	11.6	7.8	14.0	10.9	8.1	13.9	11.0	12.2	10.1	13.5	12.9	10.7	-
3. To some extent	33.7	34.7	32.4	35.0	25.2	35.1	35.5	32.3	32.2	34.0	32.2	36.0	32.8	32.0	28.5	11.0
4. To a great extent	30.3	30.0	31.5	30.8	28.7	29.1	29.3	29.2	34.7	32.0	24.4	31.5	31.7	26.4	27.2	57.4
5. To a very great extent	17.1	15.5	17.7	15.7	25.9	15.9	14.2	22.7	12.3	16.3	20.1	15.8	16.7	19.6	21.1	7.4
<i>Item 11150 Subject C05, L04</i>	<i>N</i> 2144	933	1116	1438	236	446	522	741	434	1657	447	1097	434	231	343	17

QUESTIONNAIRE FORM 4 2003	TOTAL	SEX		RACE		REGION				COLLEGE PLANS?		ILLCIT DRUG USE: LIFETIME				
		M	F	White	Black	NE	NC	S	W	Yes	No	None	Mari- juana Only	Few Pills	More Pills	Any Her- oin
<i>N (Weighted No. of Cases):</i>	2512	1095	1250	1599	291	525	618	863	506	1840	505	1217	523	267	401	27
<i>% of Weighted Total:</i>	100.0	43.6	49.8	63.6	11.6	20.9	24.6	34.3	20.1	73.2	20.1	48.4	20.8	10.6	16.0	1.1
E01E: A chance to get their ideas heard																
1. To a very little extent	15.8	19.2	12.7	16.8	17.1	14.5	16.2	15.3	17.8	16.1	15.5	15.1	13.1	16.0	20.9	29.8
2. To a little extent	18.7	20.2	17.5	18.5	17.9	17.7	19.3	17.4	21.3	19.5	16.0	18.3	17.3	26.2	16.5	15.3
3. To some extent	35.9	32.8	38.6	37.0	27.2	37.2	35.3	34.6	37.5	35.2	37.9	37.2	35.6	33.3	34.5	22.5
4. To a great extent	18.0	17.6	19.0	17.1	16.1	20.8	17.7	17.7	16.0	19.1	14.3	18.5	21.4	13.8	14.8	25.0
5. To a very great extent	11.6	10.2	12.3	10.6	21.6	9.8	11.6	15.0	7.5	10.1	16.2	10.9	12.6	10.8	13.4	7.4
<i>Item 11160 Subject L04</i>	<i>N</i> 2127	933	1099	1434	224	440	520	735	432	1647	440	1084	432	231	342	17
E02: To what extent is it likely that a person in the military can get things changed and set right if treated unjustly by a superior?																
1. To a very little extent	19.1	20.5	17.6	19.2	21.7	20.0	19.9	18.5	18.5	19.7	18.2	16.5	17.1	26.1	24.9	17.8
2. To a little extent	24.1	23.8	25.8	25.1	18.9	27.0	25.2	21.0	25.2	24.2	24.7	23.5	22.6	26.2	27.1	27.4
3. To some extent	38.2	36.4	38.9	38.7	32.8	38.3	38.6	37.5	38.8	38.2	37.7	41.0	40.0	32.7	30.5	31.1
4. To a great extent	12.8	13.6	12.4	12.2	14.1	9.7	11.4	15.1	13.8	13.3	10.2	12.9	15.0	10.3	12.2	7.5
5. To a very great extent	5.7	5.7	5.3	4.8	12.5	5.0	4.9	7.8	3.6	4.6	9.1	6.1	5.3	4.7	5.3	16.2
<i>Item 11170 Subject L04</i>	<i>N</i> 2139	933	1111	1435	235	445	519	742	434	1650	448	1093	432	231	343	17
E03: To what extent do you think there is any discrimination against women who are in the armed services?																
1. To a very little extent	14.7	16.9	12.1	13.5	24.4	14.7	14.0	17.6	10.7	14.0	18.0	14.4	14.0	14.0	16.7	8.5
2. To a little extent	17.4	18.3	16.5	17.4	19.8	15.0	18.1	19.0	16.2	17.0	18.5	19.5	14.6	15.3	15.9	4.2
3. To some extent	39.0	41.8	36.3	39.8	31.2	41.4	39.4	36.8	39.7	38.9	39.5	39.8	44.0	33.2	35.1	34.5
4. To a great extent	18.3	14.7	22.2	19.7	12.6	19.5	17.7	15.8	22.3	20.0	11.9	16.6	17.6	23.7	21.1	23.2
5. To a very great extent	10.6	8.3	12.9	9.6	12.0	9.3	10.8	10.8	11.2	10.0	12.1	9.7	9.9	13.7	11.3	29.6
<i>Item 11180 Subject D06, L04</i>	<i>N</i> 2128	932	1101	1431	234	441	519	736	433	1639	448	1088	430	229	341	17
E04: To what extent do you think there is any discrimination against African American people who are in the armed services?																
1. To a very little extent	29.3	34.6	24.7	29.3	26.7	24.1	27.5	34.9	27.0	29.2	30.0	30.1	23.2	28.6	34.0	37.0
2. To a little extent	23.0	23.0	23.6	24.4	18.3	27.0	24.4	19.7	23.0	23.8	20.4	23.5	23.2	23.6	22.7	3.7
3. To some extent	33.6	31.0	35.7	34.6	27.9	35.1	34.6	30.3	36.7	33.4	34.8	33.1	36.1	31.7	33.1	28.8
4. To a great extent	8.8	7.0	10.0	8.3	13.1	9.1	8.3	9.1	8.5	8.8	7.6	8.0	11.2	12.0	6.2	11.1
5. To a very great extent	5.3	4.4	6.0	3.5	13.9	4.7	5.2	6.1	4.8	4.9	7.1	5.3	6.3	4.1	4.0	19.3
<i>Item 11190 Subject L04, N02</i>	<i>N</i> 2123	932	1096	1431	228	437	516	738	432	1641	443	1082	432	228	341	17
E05: If YOU felt that it was necessary for the U.S. to fight in some future war, how likely is it that you would volunteer for military service in that war?																
1. I'm sure that I would volunteer	11.3	13.4	8.8	10.4	13.7	12.3	12.4	11.7	8.1	9.3	17.5	10.6	13.3	10.4	10.7	8.5
2. I would very likely volunteer	3.8	6.0	1.9	4.5	0.8	1.8	3.4	5.6	3.1	3.3	5.5	3.3	3.8	5.0	4.4	6.6
3. I would probably volunteer	10.1	14.4	6.2	10.5	6.0	9.1	9.9	9.9	11.5	9.4	12.0	9.8	10.4	9.0	9.8	40.0
4. I would probably NOT volunteer	17.2	20.7	14.6	19.4	10.4	17.2	16.0	17.4	18.0	18.0	14.1	17.1	17.2	20.6	16.5	5.1
5. I would very likely NOT volunteer	10.3	9.2	11.1	10.9	9.3	9.9	13.4	8.2	10.6	11.4	6.5	10.9	9.4	9.8	10.8	-
6. I would definitely NOT volunteer	29.7	22.3	36.1	29.3	31.9	31.0	23.8	31.8	31.8	31.0	25.6	31.9	29.6	23.0	27.5	16.4
7. In my opinion, there is no such thing as a "necessary" war	17.7	13.9	21.4	15.1	27.9	18.6	21.1	15.4	16.8	17.5	18.9	16.5	16.3	22.2	20.3	23.4
<i>Item 11220 Subject L03</i>	<i>N</i> 2135	935	1105	1436	236	439	509	746	442	1641	444	1086	427	231	346	15
E06: How do you think your CLOSE FRIENDS feel (or would feel) about YOU doing each of the following things?																
E06A: Smoking one or more packs of cigarettes per day																
1. Not disapprove	20.8	24.0	17.4	21.7	18.2	21.8	24.3	20.6	16.2	18.0	31.6	14.0	21.3	15.8	42.1	63.8
2. Disapprove	32.3	33.1	31.6	34.0	30.0	33.8	34.8	32.3	28.1	31.0	36.3	27.0	41.8	43.3	31.4	19.8
3. Strongly disapprove	46.9	42.9	51.0	44.3	51.9	44.4	40.9	47.1	55.8	51.0	32.2	59.0	36.9	40.9	26.5	16.4
<i>Item 11470 Subject A12b</i>	<i>N</i> 2150	947	1104	1448	242	433	515	754	447	1644	453	1097	431	224	352	15

QUESTIONNAIRE FORM 4 2003	TOTAL	SEX		RACE		REGION				COLLEGE PLANS?		ILLICIT DRUG USE: LIFETIME				
		M	F	White	Black	NE	NC	S	W	Yes	No	None	Mari- juana Only	Few Pills	More Pills	Any Her- oin
<i>N (Weighted No. of Cases):</i>	2512	1095	1250	1599	291	525	618	863	506	1840	505	1217	523	267	401	27
<i>% of Weighted Total:</i>	100.0	43.6	49.8	63.6	11.6	20.9	24.6	34.3	20.1	73.2	20.1	48.4	20.8	10.6	16.0	1.1
E06B: Trying marijuana (pot, weed) once or twice																
1. Not disapprove	41.6	47.1	37.1	44.7	37.3	53.4	41.7	34.4	42.5	40.9	45.6	20.9	56.4	54.6	78.7	90.6
2. Disapprove	23.5	23.9	23.6	23.7	21.6	18.8	26.5	25.0	21.9	22.7	24.7	25.0	27.2	23.1	13.3	1.5
3. Strongly disapprove	34.9	29.0	39.3	31.6	41.1	27.8	31.7	40.6	35.6	36.4	29.7	54.1	16.5	22.4	8.0	7.9
<i>Item 11480 Subject A12b</i>	<i>N 2145</i>	<i>949</i>	<i>1095</i>	<i>1449</i>	<i>236</i>	<i>425</i>	<i>516</i>	<i>754</i>	<i>449</i>	<i>1642</i>	<i>450</i>	<i>1091</i>	<i>430</i>	<i>224</i>	<i>353</i>	<i>15</i>
E06C: Smoking marijuana occasionally																
1. Not disapprove	35.8	41.9	30.8	38.5	30.6	46.0	35.2	30.2	36.1	33.8	42.9	16.6	46.5	51.0	71.8	81.3
2. Disapprove	22.4	23.3	21.7	22.5	24.9	22.9	25.7	21.0	20.4	22.2	22.8	21.8	28.9	19.8	16.1	-
3. Strongly disapprove	41.8	34.7	47.5	39.0	44.6	31.1	39.1	48.8	43.4	44.0	34.3	61.6	24.6	29.1	12.1	18.7
<i>Item 11490 Subject A12b</i>	<i>N 2147</i>	<i>946</i>	<i>1102</i>	<i>1448</i>	<i>241</i>	<i>431</i>	<i>517</i>	<i>752</i>	<i>447</i>	<i>1641</i>	<i>454</i>	<i>1095</i>	<i>430</i>	<i>224</i>	<i>352</i>	<i>16</i>
E06D: Smoking marijuana regularly																
1. Not disapprove	23.0	29.9	16.6	22.8	25.1	30.0	20.7	21.2	21.8	19.9	33.7	9.5	23.9	27.1	57.6	85.4
2. Disapprove	25.6	25.7	26.1	27.7	22.5	27.0	28.9	24.7	21.9	26.0	23.8	20.0	38.5	33.9	22.2	5.4
3. Strongly disapprove	51.5	44.4	57.3	49.5	52.4	42.9	50.4	54.1	56.3	54.1	42.6	70.4	37.6	39.0	20.2	9.3
<i>Item 11500 Subject A12b</i>	<i>N 2135</i>	<i>943</i>	<i>1092</i>	<i>1445</i>	<i>233</i>	<i>425</i>	<i>516</i>	<i>751</i>	<i>443</i>	<i>1637</i>	<i>448</i>	<i>1088</i>	<i>427</i>	<i>222</i>	<i>351</i>	<i>16</i>
E06E: Trying LSD once or twice																
1. Not disapprove	12.5	15.4	9.5	12.8	10.9	16.7	13.1	10.7	10.9	10.2	20.9	7.2	9.0	9.5	32.6	60.1
2. Disapprove	23.1	25.5	21.7	25.5	20.0	30.7	23.3	20.8	19.5	22.8	24.0	18.8	26.7	22.9	30.5	30.7
3. Strongly disapprove	64.4	59.1	68.8	61.7	69.2	52.5	63.6	68.5	69.5	67.0	55.1	74.0	64.3	67.6	36.9	9.3
<i>Item 11510 Subject A12b</i>	<i>N 2145</i>	<i>946</i>	<i>1099</i>	<i>1447</i>	<i>241</i>	<i>430</i>	<i>517</i>	<i>751</i>	<i>447</i>	<i>1638</i>	<i>454</i>	<i>1093</i>	<i>429</i>	<i>224</i>	<i>353</i>	<i>16</i>
E06F: Trying an amphetamine (upper, pep pill, bennie, speed) once or twice																
1. Not disapprove	14.1	16.2	12.2	14.9	9.4	16.3	15.7	13.2	11.7	12.2	21.6	7.0	9.3	11.4	41.8	47.2
2. Disapprove	24.3	26.5	22.8	26.6	20.5	32.8	23.0	22.5	20.5	24.1	24.8	20.1	26.3	29.2	30.6	25.4
3. Strongly disapprove	61.6	57.3	65.0	58.5	70.0	50.9	61.3	64.2	67.8	63.7	53.6	72.9	64.3	59.4	27.6	27.4
<i>Item 11520 Subject A12b</i>	<i>N 2143</i>	<i>948</i>	<i>1096</i>	<i>1449</i>	<i>236</i>	<i>427</i>	<i>517</i>	<i>752</i>	<i>447</i>	<i>1641</i>	<i>449</i>	<i>1089</i>	<i>432</i>	<i>224</i>	<i>352</i>	<i>15</i>
E06G: Trying cocaine once or twice																
1. Not disapprove	8.9	11.3	6.8	8.7	7.6	11.6	9.2	7.4	8.3	7.5	14.1	5.6	7.3	6.3	20.6	49.7
2. Disapprove	20.6	23.0	18.9	21.6	19.4	24.2	23.0	18.2	18.4	19.6	23.4	16.6	20.4	22.7	30.0	19.5
3. Strongly disapprove	70.6	65.8	74.3	69.8	73.0	64.2	67.8	74.4	73.4	73.0	62.5	77.8	72.3	71.1	49.3	30.8
<i>Item 11525 Subject A12b</i>	<i>N 2141</i>	<i>947</i>	<i>1096</i>	<i>1448</i>	<i>235</i>	<i>425</i>	<i>516</i>	<i>751</i>	<i>449</i>	<i>1639</i>	<i>450</i>	<i>1090</i>	<i>431</i>	<i>224</i>	<i>350</i>	<i>15</i>
E06H: Taking cocaine occasionally																
1. Not disapprove	7.0	8.4	5.7	5.7	10.9	9.5	6.7	5.9	6.9	5.4	13.1	5.6	5.6	3.1	14.5	24.8
2. Disapprove	17.9	20.1	16.2	19.3	16.6	21.2	20.8	16.4	14.0	16.9	20.6	14.5	19.1	18.7	25.4	33.0
3. Strongly disapprove	75.1	71.5	78.1	75.0	72.5	69.3	72.4	77.7	79.2	77.7	66.3	79.9	75.3	78.2	60.2	42.2
<i>Item 11526 Subject A12b</i>	<i>N 2145</i>	<i>946</i>	<i>1101</i>	<i>1446</i>	<i>241</i>	<i>431</i>	<i>516</i>	<i>751</i>	<i>447</i>	<i>1639</i>	<i>456</i>	<i>1094</i>	<i>430</i>	<i>224</i>	<i>352</i>	<i>15</i>
E06I: Taking one or two drinks nearly every day																
1. Not disapprove	25.3	33.3	17.9	26.2	24.4	30.1	22.7	25.7	22.8	22.7	35.2	16.3	28.0	26.5	47.6	64.8
2. Disapprove	33.6	32.8	35.4	36.2	25.6	35.7	39.0	30.0	31.5	33.2	34.6	28.8	39.1	43.3	35.7	25.9
3. Strongly disapprove	41.1	33.9	46.7	37.6	50.0	34.1	38.3	44.3	45.7	44.1	30.2	54.9	32.9	30.2	16.7	9.3
<i>Item 11530 Subject A12b</i>	<i>N 2141</i>	<i>945</i>	<i>1097</i>	<i>1446</i>	<i>241</i>	<i>431</i>	<i>515</i>	<i>747</i>	<i>449</i>	<i>1635</i>	<i>456</i>	<i>1091</i>	<i>431</i>	<i>222</i>	<i>352</i>	<i>16</i>
E06J: Taking four or five drinks nearly every day																
1. Not disapprove	16.9	23.6	10.5	16.7	16.8	18.5	16.3	17.2	15.8	13.7	28.9	9.8	19.2	15.6	35.1	52.9
2. Disapprove	26.1	28.3	24.2	28.6	22.7	29.4	28.5	26.0	20.1	25.7	26.8	21.6	31.3	32.4	28.8	26.8
3. Strongly disapprove	57.0	48.1	65.3	54.7	60.4	52.1	55.3	56.8	64.0	60.6	44.2	68.6	49.5	52.0	36.0	20.3
<i>Item 11540 Subject A12b</i>	<i>N 2133</i>	<i>942</i>	<i>1093</i>	<i>1445</i>	<i>233</i>	<i>423</i>	<i>514</i>	<i>749</i>	<i>447</i>	<i>1633</i>	<i>449</i>	<i>1086</i>	<i>428</i>	<i>223</i>	<i>351</i>	<i>16</i>
E06K: Having five or more drinks once or twice each weekend																
1. Not disapprove	39.7	45.9	34.5	43.7	27.2	49.6	45.4	34.5	32.2	38.4	45.1	23.5	49.7	50.7	69.2	81.3
2. Disapprove	22.2	21.8	22.8	22.4	23.1	21.0	20.8	23.0	23.5	22.0	22.7	24.4	21.9	25.8	13.4	1.5
3. Strongly disapprove	38.1	32.3	42.8	33.9	49.8	29.4	33.8	42.6	44.3	39.6	32.1	52.1	28.3	23.5	17.5	17.2
<i>Item 11550 Subject A12b</i>	<i>N 2139</i>	<i>945</i>	<i>1099</i>	<i>1445</i>	<i>240</i>	<i>434</i>	<i>514</i>	<i>745</i>	<i>447</i>	<i>1635</i>	<i>455</i>	<i>1091</i>	<i>430</i>	<i>223</i>	<i>351</i>	<i>16</i>

QUESTIONNAIRE FORM 4 2003	TOTAL	SEX		RACE		REGION				COLLEGE PLANS?		ILLICIT DRUG USE: LIFETIME				
		M	F	White	Black	NE	NC	S	W	Yes	No	None	Mari- juana Only	Few Pills	More Pills	Any Her- oin
<i>N (Weighted No. of Cases):</i>	2512	1095	1250	1599	291	525	618	863	506	1840	505	1217	523	267	401	27
<i>% of Weighted Total:</i>	100.0	43.6	49.8	63.6	11.6	20.9	24.6	34.3	20.1	73.2	20.1	48.4	20.8	10.6	16.0	1.1
E06L: Driving a car after having 1-2 drinks																
1. Not disapprove	20.0	26.6	13.6	20.5	16.9	23.7	26.3	16.0	15.8	18.4	25.8	11.7	22.9	26.5	37.8	53.4
2. Disapprove	28.1	28.8	27.8	28.0	28.6	32.0	27.6	27.7	25.6	27.4	30.4	25.3	29.6	32.2	31.1	25.3
3. Strongly disapprove	51.9	44.6	58.6	51.5	54.5	44.3	46.1	56.4	58.7	54.2	43.9	63.1	47.5	41.3	31.1	21.3
<i>Item 11551 Subject A12b</i>	<i>N 2144</i>	<i>945</i>	<i>1100</i>	<i>1448</i>	<i>240</i>	<i>431</i>	<i>516</i>	<i>750</i>	<i>448</i>	<i>1635</i>	<i>456</i>	<i>1091</i>	<i>431</i>	<i>224</i>	<i>352</i>	<i>16</i>
E06M: Driving a car after having 5 or more drinks																
1. Not disapprove	7.6	9.9	4.9	6.7	12.9	9.5	10.4	5.8	5.9	6.2	13.7	5.9	7.6	4.7	14.3	25.4
2. Disapprove	16.3	18.9	14.3	15.9	17.9	19.6	19.4	15.0	11.6	15.1	19.9	11.9	17.1	22.0	23.7	40.2
3. Strongly disapprove	76.1	71.3	80.8	77.5	69.2	71.0	70.2	79.2	82.5	78.8	66.4	82.2	75.2	73.4	62.0	34.5
<i>Item 11552 Subject A12b</i>	<i>N 2140</i>	<i>942</i>	<i>1099</i>	<i>1447</i>	<i>241</i>	<i>429</i>	<i>515</i>	<i>751</i>	<i>446</i>	<i>1634</i>	<i>454</i>	<i>1088</i>	<i>431</i>	<i>223</i>	<i>351</i>	<i>16</i>
E07: These days, how many people in the following groups would you guess use illicit drugs (like marijuana, cocaine, etc.) occasionally or regularly?																
E07A: Professional athletes																
1. 0% to 10%	14.6	14.2	14.8	13.0	19.3	15.1	17.0	13.5	13.4	14.5	15.0	15.9	12.6	15.7	11.8	5.0
2. 11% to 30%	23.5	24.2	23.3	25.4	14.8	23.8	20.8	22.6	27.6	24.7	18.8	25.0	23.1	20.4	21.2	18.6
3. 31% to 50%	18.8	18.4	19.3	19.9	17.0	22.7	17.3	18.2	17.9	18.8	19.4	17.3	18.8	24.5	19.4	36.5
4. 51% to 70%	17.5	18.3	17.2	17.4	19.1	18.8	18.8	15.7	17.9	18.2	15.3	15.7	16.1	22.7	23.2	4.1
5. 71% to 90%	8.6	7.9	8.4	8.5	7.7	5.4	8.7	11.2	7.0	9.2	6.4	6.8	13.3	7.1	9.4	12.0
6. 91% to 100%	3.1	4.0	2.5	2.8	5.7	3.8	2.6	3.2	2.9	2.7	4.6	1.9	4.4	1.4	6.4	7.2
8. Have no idea	13.9	13.0	14.3	13.0	16.4	10.4	14.8	15.6	13.5	11.9	20.4	17.4	11.8	8.2	8.6	16.6
<i>Item 22380 Subject A17a</i>	<i>N 2120</i>	<i>929</i>	<i>1097</i>	<i>1434</i>	<i>240</i>	<i>428</i>	<i>509</i>	<i>742</i>	<i>441</i>	<i>1626</i>	<i>446</i>	<i>1091</i>	<i>422</i>	<i>220</i>	<i>345</i>	<i>15</i>
E07B: Rock music performers																
1. 0% to 10%	3.3	2.5	3.6	2.4	7.7	3.0	4.0	4.0	1.4	2.7	5.6	4.6	1.0	2.6	2.2	-
2. 11% to 30%	4.6	5.1	4.2	5.0	4.1	2.9	6.0	4.2	5.3	4.6	5.3	5.5	2.8	5.9	1.8	8.3
3. 31% to 50%	12.6	11.9	13.7	12.4	11.7	11.3	13.0	12.3	14.1	12.9	12.2	15.4	10.3	13.2	6.9	12.1
4. 51% to 70%	21.5	23.0	20.1	22.9	15.1	25.4	17.9	20.8	23.2	21.2	22.0	22.1	23.2	20.2	19.5	13.6
5. 71% to 90%	28.6	28.6	29.5	30.2	26.3	33.5	29.6	25.9	27.5	31.2	20.3	23.9	31.7	35.1	37.5	13.5
6. 91% to 100%	18.3	18.7	17.5	16.9	20.4	13.8	16.9	21.6	18.7	18.0	18.5	14.4	20.7	17.3	26.9	36.0
8. Have no idea	11.0	10.1	11.4	10.1	14.7	10.0	12.6	11.2	9.7	9.4	16.1	14.1	10.2	5.8	5.2	16.6
<i>Item 22390 Subject A17a</i>	<i>N 2116</i>	<i>934</i>	<i>1088</i>	<i>1435</i>	<i>233</i>	<i>422</i>	<i>511</i>	<i>744</i>	<i>438</i>	<i>1626</i>	<i>441</i>	<i>1085</i>	<i>422</i>	<i>220</i>	<i>347</i>	<i>15</i>
E07C: Actors and actresses																
1. 0% to 10%	6.9	6.3	7.2	5.6	12.7	5.6	7.0	9.2	4.0	6.7	7.7	9.0	3.6	6.2	3.4	-
2. 11% to 30%	14.3	14.4	14.4	15.6	9.7	15.1	13.2	12.2	18.3	14.3	14.6	17.1	14.3	10.4	8.9	8.3
3. 31% to 50%	20.5	21.4	19.3	21.0	19.3	19.2	21.4	20.3	21.2	20.8	19.6	22.3	20.1	21.7	15.4	20.9
4. 51% to 70%	22.3	25.0	20.1	22.3	20.6	24.3	22.1	22.8	19.5	22.7	20.9	18.8	22.9	28.6	28.6	18.9
5. 71% to 90%	15.5	12.6	18.5	15.7	14.7	16.7	13.1	14.6	18.9	17.2	9.5	11.9	18.2	16.7	23.2	23.2
6. 91% to 100%	7.0	7.2	6.7	6.7	8.0	7.4	6.8	7.5	6.1	6.4	8.9	4.3	8.3	6.5	14.3	12.2
8. Have no idea	13.5	13.0	13.7	13.0	15.1	11.6	16.4	13.5	12.0	11.8	18.8	16.7	12.6	9.8	6.2	16.6
<i>Item 22400 Subject A17a</i>	<i>N 2114</i>	<i>929</i>	<i>1090</i>	<i>1436</i>	<i>232</i>	<i>422</i>	<i>509</i>	<i>744</i>	<i>439</i>	<i>1626</i>	<i>439</i>	<i>1086</i>	<i>422</i>	<i>220</i>	<i>344</i>	<i>15</i>
E08: How many people in the following groups would you guess strongly disapprove of such illicit drug use?																
E08A: Professional athletes																
1. 0% to 10%	13.0	11.0	14.2	11.0	21.0	11.0	13.0	13.4	14.0	12.3	16.1	13.5	13.9	12.5	10.3	14.7
2. 11% to 30%	22.1	21.0	23.1	23.3	22.0	25.7	23.0	21.2	18.9	22.6	19.8	18.5	24.6	25.1	28.3	22.0
3. 31% to 50%	16.6	18.2	15.4	17.3	14.9	19.8	14.5	16.7	15.7	17.8	13.2	16.1	15.6	14.9	21.5	4.1
4. 51% to 70%	12.1	13.0	11.6	12.6	7.8	12.1	10.4	12.3	13.9	12.3	11.6	12.3	8.9	13.9	15.3	12.3
5. 71% to 90%	10.1	11.9	9.0	10.2	7.7	9.5	9.4	10.9	10.3	11.3	5.9	10.7	10.6	9.9	8.4	12.1
6. 91% to 100%	6.7	8.2	5.3	6.4	5.8	7.3	8.1	5.3	6.7	6.3	7.3	5.9	8.8	9.5	3.5	8.1
8. Have no idea	19.5	16.7	21.4	19.2	20.7	14.6	21.6	20.1	20.6	17.5	26.0	23.1	17.7	14.2	12.6	26.7
<i>Item 22420 Subject A17b</i>	<i>N 2111</i>	<i>924</i>	<i>1093</i>	<i>1430</i>	<i>239</i>	<i>426</i>	<i>509</i>	<i>739</i>	<i>436</i>	<i>1619</i>	<i>446</i>	<i>1086</i>	<i>422</i>	<i>218</i>	<i>345</i>	<i>15</i>

QUESTIONNAIRE FORM 4 2003	TOTAL	SEX		RACE		REGION				COLLEGE PLANS?		ILLICIT DRUG USE: LIFETIME				
		M	F	White	Black	NE	NC	S	W	Yes	No	None	Mari- juana Only	Few Pills	More Pills	Any Her- oin
<i>N (Weighted No. of Cases):</i>	2512	1095	1250	1599	291	525	618	863	506	1840	505	1217	523	267	401	27
<i>% of Weighted Total:</i>	100.0	43.6	49.8	63.6	11.6	20.9	24.6	34.3	20.1	73.2	20.1	48.4	20.8	10.6	16.0	1.1
E08B: Rock music performers																
1. 0% to 10%	27.4	27.9	26.6	27.0	28.9	26.1	27.8	28.4	26.7	28.3	25.4	25.2	27.8	30.4	33.1	27.2
2. 11% to 30%	25.8	25.8	26.5	27.8	20.8	24.8	24.9	26.6	26.3	26.6	23.5	22.9	25.2	33.5	31.5	18.2
3. 31% to 50%	13.6	14.2	13.3	13.7	12.2	17.7	11.5	12.2	14.8	13.8	12.8	15.2	12.9	12.6	10.6	26.3
4. 51% to 70%	8.4	8.8	8.1	8.0	9.7	10.1	9.9	6.8	7.9	8.9	6.0	8.0	9.2	7.8	9.2	1.6
5. 71% to 90%	2.9	3.2	2.9	3.1	1.8	3.0	2.6	3.3	2.4	2.8	3.2	3.3	2.8	1.3	1.6	-
6. 91% to 100%	3.0	3.4	2.1	2.3	4.2	4.2	2.3	3.2	2.2	2.4	4.9	2.3	4.9	1.9	3.0	-
8. Have no idea	18.9	16.7	20.6	18.1	22.5	14.1	21.1	19.7	19.7	17.1	24.3	23.1	17.1	12.4	11.0	26.7
<i>Item 22430 Subject A17b</i>	<i>N 2102</i>	<i>926</i>	<i>1082</i>	<i>1430</i>	<i>230</i>	<i>420</i>	<i>508</i>	<i>737</i>	<i>437</i>	<i>1613</i>	<i>441</i>	<i>1076</i>	<i>423</i>	<i>219</i>	<i>343</i>	<i>15</i>
E08C: Actors and actresses																
1. 0% to 10%	14.3	12.4	15.8	13.1	19.0	12.9	11.9	16.4	14.8	13.8	16.7	12.9	12.2	17.3	19.9	13.1
2. 11% to 30%	24.8	25.0	25.1	27.3	21.6	24.9	26.4	24.2	23.7	25.6	22.1	22.0	29.4	25.4	27.0	32.3
3. 31% to 50%	20.2	21.5	18.9	20.0	20.0	22.7	18.7	20.1	19.7	20.5	19.7	19.3	18.6	23.8	23.6	22.2
4. 51% to 70%	10.4	11.3	10.0	11.1	6.7	12.6	10.2	9.0	10.9	11.4	6.3	10.2	10.5	10.6	11.7	-
5. 71% to 90%	6.9	7.8	6.0	6.4	4.7	7.3	6.6	6.6	7.3	7.3	5.8	8.2	7.0	5.7	4.0	1.6
6. 91% to 100%	3.5	4.6	2.2	2.7	5.5	3.5	3.8	3.6	3.0	3.2	4.1	3.9	3.6	1.9	1.9	4.1
8. Have no idea	20.0	17.4	22.1	19.4	22.4	16.1	22.4	20.1	20.5	18.2	25.3	23.6	18.7	15.3	12.0	26.7
<i>Item 22440 Subject A17b</i>	<i>N 2088</i>	<i>918</i>	<i>1076</i>	<i>1423</i>	<i>229</i>	<i>417</i>	<i>507</i>	<i>729</i>	<i>435</i>	<i>1604</i>	<i>439</i>	<i>1071</i>	<i>419</i>	<i>219</i>	<i>339</i>	<i>15</i>
E08D: People your age (in general)																
1. 0% to 10%	16.0	15.3	16.1	13.6	23.2	14.1	16.3	17.3	14.9	14.9	20.7	12.5	16.1	20.7	23.3	26.0
2. 11% to 30%	21.9	22.4	22.3	24.1	18.5	26.9	18.7	21.5	21.3	23.3	17.1	19.1	22.3	23.1	30.9	8.0
3. 31% to 50%	23.2	22.8	23.1	25.0	16.0	25.6	22.9	22.9	21.8	24.4	19.8	23.0	23.8	28.3	20.6	37.7
4. 51% to 70%	14.8	15.0	15.4	15.9	11.5	12.6	14.1	14.6	18.1	16.0	10.3	16.9	14.3	12.8	9.5	1.6
5. 71% to 90%	5.5	5.1	5.7	5.1	6.0	5.0	4.6	6.4	5.5	5.7	4.5	7.8	4.4	1.9	2.7	-
6. 91% to 100%	3.2	4.3	2.0	2.6	4.0	4.6	4.3	2.8	1.1	2.4	5.5	2.6	4.5	2.0	3.7	-
8. Have no idea	15.5	15.1	15.4	13.8	20.8	11.2	19.1	14.5	17.3	13.3	22.2	18.1	14.6	11.1	9.4	26.7
<i>Item 22450 Subject A12b, A17b</i>	<i>N 2101</i>	<i>926</i>	<i>1082</i>	<i>1431</i>	<i>233</i>	<i>419</i>	<i>510</i>	<i>738</i>	<i>435</i>	<i>1615</i>	<i>440</i>	<i>1076</i>	<i>423</i>	<i>219</i>	<i>343</i>	<i>15</i>
E09: The next questions ask about anti-drug commercials or "spots" that are intended to discourage drug use. In recent months, about how often have you seen such anti-drug commercials on TV, or heard them on the radio?																
1. Not at all	8.4	8.2	8.0	7.0	16.9	9.1	9.7	8.9	5.7	7.1	13.0	9.0	9.3	4.7	6.4	16.7
2. Less than once a month	5.9	6.1	5.9	5.5	5.9	5.9	4.5	5.8	7.9	5.6	6.3	6.3	6.8	5.2	4.8	3.8
3. 1-3 times per month	17.4	18.3	16.1	18.7	13.9	18.9	18.2	17.1	15.6	17.1	18.4	17.3	17.0	18.0	17.9	16.2
4. 1-3 times per week	28.6	31.2	26.9	31.6	19.6	31.4	28.3	28.5	26.5	29.9	25.5	28.8	27.5	30.4	29.3	34.0
5. Daily or almost daily	28.5	27.1	30.4	27.0	28.1	26.7	27.9	27.3	33.3	29.7	24.9	27.4	28.3	31.6	30.3	19.5
6. More than once a day	11.1	9.1	12.7	10.1	15.6	8.0	11.5	12.6	11.0	10.7	11.9	11.2	11.1	10.1	11.3	9.8
<i>Item 22460 Subject A10b</i>	<i>N 2065</i>	<i>903</i>	<i>1070</i>	<i>1406</i>	<i>226</i>	<i>416</i>	<i>497</i>	<i>723</i>	<i>429</i>	<i>1595</i>	<i>428</i>	<i>1064</i>	<i>418</i>	<i>208</i>	<i>336</i>	<i>13</i>
E10: To what extent do you think such commercials have . . .																
E10A: . . . made people your age less favorable toward drugs																
1. Not at all	34.0	39.5	28.5	33.5	42.6	35.0	30.6	36.3	33.1	32.6	39.1	27.3	36.1	33.2	51.9	61.0
2. To a little extent	31.7	26.4	36.5	34.5	18.3	34.2	34.2	28.2	32.3	33.0	27.7	35.3	29.0	33.9	22.1	11.2
3. To some extent	26.8	25.6	28.6	26.2	26.9	24.4	28.0	27.2	27.2	27.0	25.4	28.6	28.3	23.8	22.6	9.7
4. To a great extent	4.7	5.2	4.0	3.4	8.1	3.1	4.6	5.7	4.7	4.8	4.8	5.8	4.3	5.6	1.2	8.3
5. To a very great extent	2.8	3.3	2.4	2.4	4.1	3.4	2.7	2.6	2.7	2.6	3.0	3.0	2.2	3.6	2.2	9.8
<i>Item 22470 Subject A10b</i>	<i>N 2087</i>	<i>910</i>	<i>1082</i>	<i>1424</i>	<i>230</i>	<i>419</i>	<i>508</i>	<i>731</i>	<i>429</i>	<i>1598</i>	<i>445</i>	<i>1066</i>	<i>421</i>	<i>217</i>	<i>343</i>	<i>15</i>
E10B: . . . made you less favorable toward drugs																
1. Not at all	36.0	43.8	28.7	38.1	33.6	38.9	34.8	34.5	37.1	34.9	40.6	29.4	34.4	37.1	56.4	67.3
2. To a little extent	19.0	17.1	20.6	20.0	13.7	19.7	19.4	18.3	19.0	19.3	18.1	18.4	19.9	21.0	17.5	10.6
3. To some extent	24.1	21.6	26.8	23.5	20.8	22.9	27.1	23.6	22.9	24.4	22.3	24.3	27.9	27.3	18.5	4.1
4. To a great extent	9.5	8.5	10.4	8.8	12.5	8.8	8.8	9.9	10.3	10.1	7.7	11.7	9.9	7.7	3.2	18.1
5. To a very great extent	11.4	9.0	13.5	9.5	19.3	9.7	9.9	13.8	10.8	11.3	11.2	16.2	7.9	6.8	4.2	-
<i>Item 22480 Subject A10b</i>	<i>N 2071</i>	<i>908</i>	<i>1071</i>	<i>1416</i>	<i>225</i>	<i>408</i>	<i>504</i>	<i>729</i>	<i>429</i>	<i>1585</i>	<i>442</i>	<i>1056</i>	<i>420</i>	<i>215</i>	<i>342</i>	<i>15</i>

MONITORING THE FUTURE

QUESTIONNAIRE FORM 4 2003	TOTAL	SEX		RACE		REGION				COLLEGE PLANS?		ILLICIT DRUG USE: LIFETIME				
		M	F	White	Black	NE	NC	S	W	Yes	No	None	Mari- juana Only	Few Pills	More Pills	Any Her- oin
<i>N (Weighted No. of Cases):</i>	2512	1095	1250	1599	291	525	618	863	506	1840	505	1217	523	267	401	27
<i>% of Weighted Total:</i>	100.0	43.6	49.8	63.6	11.6	20.9	24.6	34.3	20.1	73.2	20.1	48.4	20.8	10.6	16.0	1.1
E10C: . . . made you less likely to use drugs																
1. Not at all	38.4	45.2	32.1	40.8	31.2	40.7	38.0	35.5	41.7	37.3	42.8	31.6	35.7	41.9	58.6	67.3
2. To a little extent	16.9	15.1	18.5	17.6	12.0	20.5	14.7	16.6	16.9	17.5	15.4	17.1	19.3	15.8	14.6	6.5
3. To some extent	21.8	20.9	22.8	22.3	20.8	18.2	26.2	22.1	19.6	22.0	20.0	21.1	24.8	23.5	20.4	16.4
4. To a great extent	9.9	7.9	11.9	8.7	12.9	9.1	9.7	10.3	10.3	10.2	9.5	11.4	11.2	12.5	2.8	-
5. To a very great extent	12.9	10.8	14.8	10.6	23.1	11.6	11.4	15.5	11.5	13.1	12.3	18.9	8.9	6.3	3.5	9.8
<i>Item 22490 Subject A10b</i>	<i>N 2062</i>	<i>899</i>	<i>1070</i>	<i>1408</i>	<i>224</i>	<i>405</i>	<i>503</i>	<i>724</i>	<i>430</i>	<i>1583</i>	<i>436</i>	<i>1051</i>	<i>418</i>	<i>215</i>	<i>339</i>	<i>15</i>
E10D: . . . overstated the dangers or risks of drug use																
1. Not at all	35.4	32.8	36.8	35.8	37.3	33.7	36.1	37.8	32.1	36.4	32.7	40.0	31.8	31.4	28.6	21.9
2. To a little extent	19.4	19.3	19.8	20.3	14.6	22.5	21.8	16.6	18.6	19.5	19.7	21.0	17.4	20.9	16.6	12.0
3. To some extent	21.4	22.7	20.6	22.8	16.8	18.8	23.1	20.8	22.8	21.4	19.1	19.7	24.5	23.5	20.6	18.8
4. To a great extent	10.9	10.4	11.2	9.0	11.4	9.9	7.3	12.3	13.4	11.2	10.3	9.2	13.6	13.2	12.2	4.1
5. To a very great extent	12.9	14.8	11.7	12.1	19.9	15.1	11.6	12.5	13.1	11.5	18.1	10.0	12.7	10.9	22.0	43.2
<i>Item 22500 Subject A10b</i>	<i>N 2065</i>	<i>903</i>	<i>1070</i>	<i>1410</i>	<i>226</i>	<i>406</i>	<i>500</i>	<i>731</i>	<i>428</i>	<i>1585</i>	<i>437</i>	<i>1055</i>	<i>417</i>	<i>215</i>	<i>340</i>	<i>15</i>
E11: In recent months, about how often have you seen anti-drug ads on billboards or in magazines or newspapers																
1. Not at all	13.4	14.8	11.6	12.2	17.3	12.0	11.0	16.4	12.4	12.0	18.3	13.8	16.6	8.7	10.6	9.8
2. Less than once a month	17.0	16.5	17.0	17.4	15.4	19.8	17.2	17.0	13.9	17.2	16.1	18.5	16.3	17.6	13.3	3.4
3. 1-3 times per month	32.3	32.5	32.3	34.0	24.4	31.6	33.0	30.2	35.9	33.4	28.0	33.3	32.7	30.7	30.5	19.3
4. 1-3 times per week	20.8	21.4	21.1	21.5	17.4	21.4	20.7	20.2	21.4	21.1	20.9	19.3	20.2	23.1	23.2	48.2
5. Daily or almost daily	11.6	10.6	12.4	11.5	14.1	11.1	10.6	11.4	13.7	11.9	10.2	10.7	10.1	16.0	14.2	17.7
6. More than once a day	4.9	4.2	5.6	3.5	11.3	4.1	7.5	4.8	2.7	4.3	6.4	4.4	4.1	4.0	8.2	1.6
<i>Item 30890 Subject A10b</i>	<i>N 2106</i>	<i>923</i>	<i>1088</i>	<i>1431</i>	<i>231</i>	<i>418</i>	<i>510</i>	<i>743</i>	<i>435</i>	<i>1612</i>	<i>446</i>	<i>1080</i>	<i>423</i>	<i>218</i>	<i>345</i>	<i>15</i>

QUESTIONNAIRE FORM 5 2003	TOTAL	SEX		RACE		REGION				COLLEGE PLANS?		ILLICIT DRUG USE: LIFETIME				
		M	F	White	Black	NE	NC	S	W	Yes	No	None	Mari- juana Only	Few Pills	More Pills	Any Her- oin
<i>N (Weighted No. of Cases):</i>	2531	1159	1273	1611	307	533	621	859	518	1915	479	1226	548	245	415	38
<i>% of Weighted Total:</i>	100.0	45.8	50.3	63.6	12.1	21.1	24.5	34.0	20.5	75.7	18.9	48.5	21.7	9.7	16.4	1.5
A01: Taking all things together, how would you say things are these days—would you say you're very happy, pretty happy, or not too happy these days?																
3. Very happy	20.3	22.4	19.0	23.5	16.4	17.8	22.7	20.9	19.0	21.4	18.9	21.9	17.3	19.2	20.7	10.5
2. Pretty happy	66.1	65.4	66.7	66.3	64.5	66.3	66.6	64.0	68.9	65.6	66.4	66.3	69.2	61.8	64.7	71.8
1. Not too happy	13.5	12.2	14.3	10.2	19.2	15.9	10.6	15.1	12.0	12.9	14.7	11.8	13.5	19.0	14.6	17.7
<i>Item 1190 Subject P01, Q01</i>	<i>N</i> 2519	1152	1273	1609	306	526	620	857	516	1910	476	1222	544	245	414	38
A02: Some people think a lot about the social problems of the nation and the world, and about how they might be solved. Others spend little time thinking about these issues. How much do you think about such things?																
1. Never	2.7	4.3	1.2	2.3	4.4	2.8	3.5	2.4	2.2	1.9	5.7	1.3	3.6	3.4	4.7	7.4
2. Seldom	17.3	20.0	13.9	18.3	15.6	18.2	19.0	15.7	17.0	15.6	23.8	16.3	20.5	15.8	16.6	30.2
3. Sometimes	50.6	48.1	53.9	50.9	49.6	52.4	51.1	50.1	49.1	51.3	49.0	51.9	51.6	51.1	46.5	39.5
4. Quite often	24.0	21.6	26.1	23.2	25.7	19.8	21.4	27.3	25.9	25.4	18.1	24.4	21.5	24.7	26.1	16.8
5. A great deal	5.3	6.0	5.0	5.2	4.7	6.7	4.8	4.5	5.7	5.8	3.5	6.1	2.9	5.0	6.2	6.1
<i>Item 6880 Subject J, Q08</i>	<i>N</i> 2519	1154	1272	1607	307	528	619	857	515	1913	475	1223	545	245	414	38
A03: Of all the problems facing the nation today, how often do you worry about each of the following?																
A03A: Chance of nuclear war																
1. Never	16.7	19.3	13.7	16.9	18.0	13.5	16.4	17.6	19.1	14.7	23.9	17.1	16.3	13.0	16.5	21.9
2. Seldom	32.9	39.1	27.8	34.6	29.1	37.8	34.1	29.8	31.8	33.7	29.8	32.0	34.3	33.4	36.0	19.5
3. Sometimes	35.5	30.8	39.8	35.5	33.8	37.3	34.4	33.7	38.0	36.1	35.0	36.6	34.5	38.1	31.7	46.9
4. Often	14.8	10.9	18.7	13.1	19.1	11.4	15.1	18.9	11.1	15.5	11.3	14.2	15.0	15.5	15.8	11.6
<i>Item 11660 Subject J</i>	<i>N</i> 2527	1158	1272	1609	307	530	621	859	517	1913	479	1224	548	245	415	38
A03B: Population growth																
1. Never	40.3	39.5	40.2	42.0	41.7	42.0	43.1	43.9	29.3	40.0	41.3	40.0	41.6	37.7	42.2	35.8
2. Seldom	35.3	32.1	38.6	36.2	32.6	35.9	33.8	36.6	34.2	35.8	35.3	36.2	34.5	37.2	32.1	42.4
3. Sometimes	18.5	20.8	16.5	16.8	19.7	15.0	18.4	15.1	27.7	18.3	16.7	18.2	19.0	19.0	18.2	13.7
4. Often	5.9	7.6	4.6	5.1	6.1	7.1	4.7	4.4	8.8	5.9	6.7	5.6	4.9	6.2	7.5	8.1
<i>Item 11670 Subject E01, J</i>	<i>N</i> 2528	1158	1273	1609	307	530	621	859	518	1914	479	1225	548	245	415	38
A03C: Crime and violence																
1. Never	4.7	7.1	2.2	4.3	3.4	4.3	5.8	3.2	6.3	3.8	7.2	4.8	4.7	4.1	4.5	7.8
2. Seldom	26.5	33.6	19.9	30.9	19.6	26.6	28.8	26.2	24.0	24.4	33.2	26.1	23.6	28.5	28.8	47.3
3. Sometimes	44.6	43.5	45.7	45.9	33.6	49.2	41.5	43.4	45.5	46.0	40.8	43.8	48.0	43.4	45.1	20.4
4. Often	24.3	15.8	32.2	18.8	43.3	20.0	23.9	27.2	24.2	25.8	18.7	25.3	23.7	24.0	21.6	24.5
<i>Item 11680 Subject J</i>	<i>N</i> 2527	1157	1273	1609	306	529	620	859	518	1914	479	1225	548	245	415	38
A03D: Pollution																
1. Never	22.3	23.6	20.2	21.2	34.8	19.5	20.7	27.8	17.8	20.2	28.6	21.4	23.2	20.1	25.5	16.0
2. Seldom	39.9	39.7	40.8	42.8	33.2	41.6	39.0	39.8	39.5	40.2	39.4	38.9	40.3	47.0	37.7	57.6
3. Sometimes	27.0	26.4	27.6	26.2	23.4	30.1	28.0	22.9	29.2	28.0	23.4	28.2	28.9	24.6	23.1	12.1
4. Often	10.8	10.3	11.5	9.8	8.6	8.7	12.3	9.4	13.6	11.5	8.6	11.5	7.6	8.3	13.6	14.2
<i>Item 11690 Subject F04, J</i>	<i>N</i> 2520	1152	1272	1603	305	524	621	858	518	1906	479	1218	548	245	414	38
A03E: Energy shortages																
1. Never	43.2	44.6	41.7	44.9	49.5	50.1	40.5	45.8	35.1	41.9	47.7	39.9	48.1	45.2	45.5	44.5
2. Seldom	37.3	35.4	39.5	39.2	30.9	34.5	40.8	35.3	39.5	39.0	32.3	39.4	35.8	32.7	36.9	36.1
3. Sometimes	15.0	15.9	14.2	12.7	13.6	12.6	14.9	14.3	18.9	14.5	16.8	15.8	11.8	20.1	13.6	14.2
4. Often	4.4	4.2	4.6	3.3	5.9	2.8	3.8	4.5	6.5	4.6	3.3	4.9	4.2	1.9	3.9	5.1
<i>Item 11700 Subject F05, J</i>	<i>N</i> 2517	1148	1272	1601	306	530	613	858	516	1910	473	1223	545	245	409	38
A03F: Race relations																
1. Never	25.8	29.8	21.3	26.8	21.0	23.7	26.0	26.1	27.3	23.7	33.5	26.7	24.8	23.2	23.2	42.8
2. Seldom	32.3	33.2	31.8	36.0	19.1	33.6	33.6	30.5	32.5	31.8	32.8	32.7	32.2	35.7	31.3	18.2
3. Sometimes	26.3	23.2	29.6	25.4	33.4	28.5	25.0	27.0	24.5	27.8	20.9	26.4	28.5	25.7	25.4	21.2
4. Often	15.5	13.9	17.2	11.9	26.5	14.2	15.4	16.4	15.7	16.7	12.9	14.2	14.5	15.4	20.1	17.8
<i>Item 11710 Subject J, N02</i>	<i>N</i> 2519	1153	1270	1609	304	530	616	855	518	1908	479	1222	545	243	415	38

QUESTIONNAIRE FORM 5 2003	TOTAL	SEX		RACE		REGION				COLLEGE PLANS?		ILLICIT DRUG USE: LIFETIME				
		M	F	White	Black	NE	NC	S	W	Yes	No	None	Mari- juana Only	Few Pills	More Pills	Any Her- oin
<i>N (Weighted No. of Cases):</i>	2531	1159	1273	1611	307	533	621	859	518	1915	479	1226	548	245	415	38
<i>% of Weighted Total:</i>	100.0	45.8	50.3	63.6	12.1	21.1	24.5	34.0	20.5	75.7	18.9	48.5	21.7	9.7	16.4	1.5
A03G: Hunger and poverty																
1. Never	16.0	23.8	8.4	17.1	16.0	17.2	15.6	16.0	15.0	13.9	24.0	15.8	15.2	14.7	17.7	17.0
2. Seldom	37.9	42.9	33.1	41.6	28.8	39.4	36.0	40.2	34.9	37.8	37.9	35.1	42.4	41.1	40.2	36.4
3. Sometimes	33.4	25.9	40.9	32.6	31.1	33.9	35.5	30.2	35.9	34.6	28.9	34.2	32.8	34.6	31.2	32.8
4. Often	12.7	7.4	17.6	8.7	24.1	9.5	12.9	13.6	14.2	13.7	9.2	15.0	9.7	9.6	10.9	13.7
<i>Item 11720 Subject F03, J</i>	<i>N</i> 2525	1157	1271	1608	306	530	620	859	517	1911	479	1224	548	244	414	38
A03H: Using open land for housing or industry																
1. Never	42.1	42.9	41.5	40.5	46.4	46.5	40.0	45.7	34.4	43.1	38.1	42.7	43.8	43.7	38.1	32.7
2. Seldom	31.3	29.8	32.2	31.6	31.4	31.4	32.3	32.5	27.8	30.1	34.1	30.4	32.2	32.0	33.3	21.6
3. Sometimes	18.9	19.7	18.4	19.9	14.0	17.7	19.8	15.2	25.1	19.1	20.3	18.7	17.3	17.2	21.8	35.6
4. Often	7.8	7.6	8.0	8.1	8.1	4.4	7.9	6.7	12.8	7.7	7.5	8.2	6.7	7.2	6.9	10.1
<i>Item 11730 Subject F05, J</i>	<i>N</i> 2516	1148	1272	1601	305	521	618	858	518	1906	477	1220	548	245	408	38
A03I: Urban decay																
1. Never	54.6	53.0	56.2	56.5	55.2	52.7	55.6	60.0	46.4	53.7	58.2	54.5	57.5	53.2	51.5	68.3
2. Seldom	31.0	30.6	31.2	31.7	25.1	34.1	31.3	27.4	33.2	31.1	31.4	29.9	29.7	35.8	33.8	18.5
3. Sometimes	10.8	11.9	9.7	8.9	13.8	10.0	9.9	9.4	15.1	11.5	8.5	12.2	9.1	7.5	11.0	8.5
4. Often	3.6	4.5	2.9	2.9	5.9	3.2	3.2	3.2	5.3	3.7	1.9	3.3	3.6	3.5	3.7	4.6
<i>Item 11740 Subject J</i>	<i>N</i> 2510	1149	1266	1599	306	521	618	854	516	1901	476	1219	546	243	407	38
A03J: Economic problems																
1. Never	16.6	17.9	14.8	16.8	21.0	19.1	15.8	18.0	12.5	14.2	25.4	15.6	16.9	12.7	19.1	40.0
2. Seldom	34.4	34.0	34.4	37.7	25.8	36.3	32.1	35.2	34.0	33.8	34.9	34.0	34.8	35.1	35.8	21.1
3. Sometimes	34.4	34.1	35.2	33.1	35.9	30.8	35.8	33.5	37.9	35.8	31.3	34.9	35.2	35.9	32.0	26.9
4. Often	14.6	13.9	15.6	12.4	17.3	13.8	16.4	13.3	15.6	16.2	8.3	15.5	13.1	16.3	13.1	12.0
<i>Item 11750 Subject J</i>	<i>N</i> 2516	1150	1270	1601	306	524	620	856	516	1907	477	1221	548	245	409	38
A03K: Drug abuse																
1. Never	19.6	27.4	11.9	19.3	20.6	18.8	19.9	18.8	21.5	17.3	27.7	20.7	18.6	18.0	17.8	26.7
2. Seldom	27.7	30.0	26.0	29.5	17.5	27.1	31.4	24.7	29.0	27.4	30.2	26.3	29.4	32.5	26.8	40.6
3. Sometimes	33.5	29.4	37.2	33.6	34.4	36.2	32.4	33.7	31.8	35.1	25.3	34.6	35.8	33.4	27.9	17.3
4. Often	19.1	13.1	25.0	17.6	27.4	18.0	16.3	22.8	17.6	20.1	16.8	18.4	16.1	16.2	27.5	15.4
<i>Item 11760 Subject J</i>	<i>N</i> 2517	1150	1271	1601	305	524	620	856	518	1906	477	1224	546	245	408	38
A04: How well do you think your experiences and training (at home, school, work, etc.) have prepared you to be a good . . .																
A04A: . . . husband or wife?																
1. Poorly	3.5	3.6	3.3	2.8	4.7	3.9	4.1	3.2	3.1	3.1	4.8	3.2	2.0	4.8	5.5	4.0
2. Not so well	5.6	5.4	5.7	5.1	4.6	5.3	5.5	4.9	7.0	5.0	7.6	5.0	4.4	3.7	7.3	36.3
3. Fairly well	19.8	21.3	18.7	19.7	20.2	19.8	21.8	20.6	16.0	19.3	21.1	18.5	22.4	19.7	20.4	13.0
4. Well	40.2	39.3	40.8	41.3	34.4	42.8	40.0	36.8	43.1	40.8	37.8	40.6	37.8	47.3	39.6	29.4
5. Very well	30.9	30.4	31.5	31.1	36.2	28.2	28.5	34.4	30.8	31.8	28.7	32.7	33.4	24.4	27.1	17.3
<i>Item 11770 Subject D01</i>	<i>N</i> 2475	1137	1245	1581	297	520	608	840	507	1880	468	1199	541	242	401	38
A04B: . . . parent?																
1. Poorly	2.6	2.5	2.5	2.6	2.1	2.7	2.6	2.0	3.7	2.0	4.1	2.2	2.4	1.4	4.1	9.7
2. Not so well	5.4	5.4	5.2	5.2	4.5	3.3	6.3	6.0	5.5	4.9	7.6	3.6	4.4	7.5	8.1	33.6
3. Fairly well	19.7	22.9	16.8	20.3	15.8	22.4	20.7	17.1	20.2	20.0	19.2	19.9	19.3	21.7	17.8	19.8
4. Well	34.9	35.0	34.8	35.1	32.2	36.0	35.7	33.0	35.6	35.2	34.1	36.5	33.2	34.9	35.2	19.8
5. Very well	37.4	34.1	40.8	36.8	45.3	35.6	34.7	41.9	35.0	37.9	35.0	37.8	40.7	34.5	34.9	17.1
<i>Item 11780 Subject D02</i>	<i>N</i> 2497	1142	1260	1595	299	521	617	845	513	1896	472	1205	544	244	411	38
A04C: . . . worker on a job?																
1. Poorly	1.0	1.4	0.3	0.6	1.5	1.7	1.1	0.8	0.4	0.8	1.1	0.8	0.9	0.2	1.1	5.7
2. Not so well	2.6	3.3	2.0	2.6	1.7	2.1	3.6	1.9	3.0	1.9	4.7	2.1	1.3	3.5	5.4	1.6
3. Fairly well	12.9	13.5	12.2	12.4	9.1	14.3	12.7	12.4	12.6	12.2	15.4	11.3	12.8	11.5	15.3	36.5
4. Well	37.0	37.2	36.9	37.2	31.9	37.7	35.9	36.2	38.7	36.8	36.7	36.0	38.9	41.5	35.2	28.3
5. Very well	46.6	44.6	48.5	47.1	55.8	44.2	46.7	48.8	45.2	48.2	42.0	49.8	46.1	43.4	43.0	28.0
<i>Item 11790 Subject C01</i>	<i>N</i> 2502	1149	1260	1597	302	525	620	848	510	1898	475	1212	544	245	409	38

QUESTIONNAIRE FORM 5 2003	TOTAL	SEX		RACE		REGION				COLLEGE PLANS?		ILLICIT DRUG USE: LIFETIME					
		M	F	White	Black	NE	NC	S	W	Yes	No	None	Mari- juana Only	Few Pills	More Pills	Any Her- oin	
<i>N (Weighted No. of Cases):</i>	2531	1159	1273	1611	307	533	621	859	518	1915	479	1226	548	245	415	38	
<i>% of Weighted Total:</i>	100.0	45.8	50.3	63.6	12.1	21.1	24.5	34.0	20.5	75.7	18.9	48.5	21.7	9.7	16.4	1.5	
A05: Apart from the particular kind of work you want to do, how would you rate each of the following settings as a place to work?																	
A05A: Working in a large corporation																	
1. Not at all acceptable	4.9	6.6	3.4	5.0	4.9	5.7	5.2	4.3	4.7	4.0	6.3	4.2	3.8	4.6	6.4	18.1	
2. Somewhat acceptable	22.7	22.3	23.4	26.0	13.8	23.4	22.9	20.5	25.6	21.0	30.1	23.9	21.3	19.0	23.3	23.9	
3. Acceptable	51.3	50.7	52.3	52.2	46.7	50.4	50.3	52.9	50.9	52.0	49.4	49.6	54.5	53.8	52.1	52.5	
4. Desirable	21.0	20.4	21.0	16.7	34.6	20.5	21.7	22.2	18.8	23.0	14.2	22.4	20.5	22.7	18.2	5.5	
<i>Item 11800 Subject C05</i>	<i>N</i>	<i>2517</i>	<i>1155</i>	<i>1269</i>	<i>1606</i>	<i>306</i>	<i>526</i>	<i>620</i>	<i>855</i>	<i>517</i>	<i>1910</i>	<i>477</i>	<i>1221</i>	<i>548</i>	<i>245</i>	<i>411</i>	<i>38</i>
A05B: Working in a small business																	
1. Not at all acceptable	2.9	3.1	2.6	2.2	3.3	3.4	2.0	3.4	2.8	2.5	3.7	3.4	2.0	2.8	2.1	4.0	
2. Somewhat acceptable	22.8	23.9	21.6	19.5	29.4	21.2	25.7	20.4	25.1	22.6	21.7	22.4	22.4	20.0	25.0	21.4	
3. Acceptable	60.5	59.9	61.5	64.1	58.7	64.5	58.2	60.2	60.0	60.8	62.5	60.3	63.5	60.8	60.0	59.2	
4. Desirable	13.7	13.1	14.2	14.2	8.6	11.0	14.1	16.0	12.2	14.1	12.0	14.0	12.0	16.4	12.8	15.4	
<i>Item 11810 Subject C05</i>	<i>N</i>	<i>2519</i>	<i>1154</i>	<i>1269</i>	<i>1606</i>	<i>306</i>	<i>529</i>	<i>618</i>	<i>856</i>	<i>516</i>	<i>1911</i>	<i>477</i>	<i>1222</i>	<i>547</i>	<i>245</i>	<i>411</i>	<i>38</i>
A05C: Working in a government agency																	
1. Not at all acceptable	14.9	14.8	15.0	15.1	15.1	14.4	17.9	12.9	15.2	13.2	21.5	14.3	12.1	15.5	18.6	21.1	
2. Somewhat acceptable	25.9	25.3	27.4	26.9	26.2	26.8	23.1	27.1	26.1	25.6	25.8	27.2	25.9	22.0	23.3	24.9	
3. Acceptable	40.0	38.1	40.5	40.2	38.8	39.7	42.2	40.1	37.5	40.9	37.4	39.9	42.5	41.8	36.8	42.7	
4. Desirable	19.2	21.8	17.2	17.8	20.0	19.0	16.9	19.8	21.2	20.3	15.3	18.6	19.4	20.7	21.3	11.3	
<i>Item 11820 Subject C05, H05</i>	<i>N</i>	<i>2512</i>	<i>1151</i>	<i>1266</i>	<i>1603</i>	<i>305</i>	<i>527</i>	<i>617</i>	<i>854</i>	<i>514</i>	<i>1903</i>	<i>477</i>	<i>1221</i>	<i>544</i>	<i>245</i>	<i>409</i>	<i>38</i>
A05D: Working in the military service																	
1. Not at all acceptable	41.2	36.2	45.7	39.8	47.6	41.1	42.9	43.7	35.0	41.7	38.8	44.1	34.6	42.1	39.3	49.4	
2. Somewhat acceptable	27.0	29.0	25.3	26.9	27.2	24.8	24.2	27.0	32.7	27.7	22.9	24.7	29.7	31.0	27.8	24.3	
3. Acceptable	23.1	23.0	23.0	25.0	17.3	27.4	25.4	20.6	20.1	23.7	23.1	22.5	29.3	17.6	21.6	16.0	
4. Desirable	8.7	11.8	6.0	8.2	7.9	6.7	7.5	8.7	12.2	6.9	15.3	8.7	6.4	9.3	11.3	10.2	
<i>Item 11830 Subject C05, L04</i>	<i>N</i>	<i>2513</i>	<i>1151</i>	<i>1266</i>	<i>1601</i>	<i>305</i>	<i>529</i>	<i>620</i>	<i>852</i>	<i>513</i>	<i>1907</i>	<i>474</i>	<i>1219</i>	<i>547</i>	<i>244</i>	<i>409</i>	<i>38</i>
A05E: Working in a school or university																	
1. Not at all acceptable	16.7	20.9	12.6	17.1	17.1	12.1	16.2	19.7	17.0	12.1	33.9	13.2	16.9	18.2	22.6	42.2	
2. Somewhat acceptable	31.2	35.9	26.7	30.5	30.2	29.1	28.9	32.7	33.6	30.6	32.8	32.5	29.2	31.6	29.5	26.5	
3. Acceptable	36.6	32.9	40.7	35.9	37.9	38.4	37.5	35.6	35.3	39.3	26.6	37.4	39.4	33.0	36.1	12.5	
4. Desirable	15.5	10.3	20.0	16.5	14.7	20.4	17.3	12.0	14.1	17.9	6.7	16.9	14.4	17.1	11.8	18.9	
<i>Item 11840 Subject B10, C05</i>	<i>N</i>	<i>2512</i>	<i>1150</i>	<i>1267</i>	<i>1601</i>	<i>306</i>	<i>527</i>	<i>619</i>	<i>851</i>	<i>515</i>	<i>1906</i>	<i>476</i>	<i>1219</i>	<i>546</i>	<i>245</i>	<i>408</i>	<i>38</i>
A05F: Working in a police department or police agency																	
1. Not at all acceptable	28.9	28.5	29.5	27.4	35.2	27.2	28.3	32.2	25.7	27.6	35.2	29.5	25.1	24.1	33.4	37.5	
2. Somewhat acceptable	31.1	31.6	30.6	31.0	31.4	28.4	32.0	31.6	31.8	32.1	25.6	31.4	31.3	32.6	27.6	39.0	
3. Acceptable	29.2	27.9	29.7	31.1	26.7	34.4	28.4	26.9	28.6	29.8	27.0	29.5	31.7	30.0	25.8	16.8	
4. Desirable	10.9	12.1	10.2	10.5	6.7	10.0	11.3	9.3	13.9	10.5	12.2	9.7	11.9	13.3	13.2	6.7	
<i>Item 11850 Subject C05</i>	<i>N</i>	<i>2517</i>	<i>1152</i>	<i>1269</i>	<i>1605</i>	<i>306</i>	<i>528</i>	<i>620</i>	<i>854</i>	<i>516</i>	<i>1908</i>	<i>477</i>	<i>1219</i>	<i>548</i>	<i>245</i>	<i>411</i>	<i>38</i>
A05G: Working in a social service organization																	
1. Not at all acceptable	24.1	35.7	13.5	25.4	21.1	21.9	25.1	23.8	25.6	21.8	34.3	23.6	23.2	21.7	26.0	49.7	
2. Somewhat acceptable	34.4	37.7	31.4	33.8	35.0	37.5	29.4	36.2	34.0	33.7	35.8	35.7	32.4	33.8	34.7	20.0	
3. Acceptable	31.8	22.7	39.6	31.2	32.6	33.1	33.3	29.7	32.1	34.2	22.3	31.2	36.0	28.4	30.6	17.4	
4. Desirable	9.8	3.9	15.5	9.5	11.3	7.5	12.2	10.3	8.3	10.4	7.5	9.5	8.4	16.1	8.8	12.9	
<i>Item 11860 Subject C05, O01</i>	<i>N</i>	<i>2500</i>	<i>1139</i>	<i>1267</i>	<i>1594</i>	<i>304</i>	<i>520</i>	<i>616</i>	<i>850</i>	<i>515</i>	<i>1894</i>	<i>474</i>	<i>1214</i>	<i>543</i>	<i>242</i>	<i>409</i>	<i>38</i>
A05H: Working with a small group of partners																	
1. Not at all acceptable	8.6	10.8	6.4	7.2	10.5	9.2	6.2	9.4	9.7	7.0	15.3	7.8	7.5	11.1	9.6	14.7	
2. Somewhat acceptable	29.5	29.8	28.9	28.2	35.4	28.1	33.7	27.9	28.5	28.6	31.9	29.4	33.2	24.7	26.6	29.5	
3. Acceptable	47.1	46.6	47.8	49.3	40.2	49.8	44.4	46.2	48.9	48.6	41.5	47.7	45.2	52.2	47.9	40.9	
4. Desirable	14.8	12.8	16.9	15.3	14.0	12.9	15.7	16.6	12.9	15.8	11.3	15.2	14.1	12.1	15.9	14.9	
<i>Item 11870 Subject C05</i>	<i>N</i>	<i>2506</i>	<i>1147</i>	<i>1263</i>	<i>1599</i>	<i>305</i>	<i>522</i>	<i>619</i>	<i>851</i>	<i>514</i>	<i>1902</i>	<i>472</i>	<i>1216</i>	<i>545</i>	<i>244</i>	<i>407</i>	<i>38</i>

QUESTIONNAIRE FORM 5 2003	TOTAL	SEX		RACE		REGION				COLLEGE PLANS?		ILLCIT DRUG USE: LIFETIME				
		M	F	White	Black	NE	NC	S	W	Yes	No	None	Mari- juana Only	Few Pills	More Pills	Any Her- oin
<i>N (Weighted No. of Cases):</i>	2531	1159	1273	1611	307	533	621	859	518	1915	479	1226	548	245	415	38
<i>% of Weighted Total:</i>	100.0	45.8	50.3	63.6	12.1	21.1	24.5	34.0	20.5	75.7	18.9	48.5	21.7	9.7	16.4	1.5
A05I: Working on your own (self-employed)																
1. Not at all acceptable	8.8	7.5	10.2	8.4	9.6	10.8	8.6	7.4	9.1	8.9	6.8	9.9	8.2	9.4	5.3	7.6
2. Somewhat acceptable	20.8	19.7	21.7	21.8	17.4	22.5	23.9	17.2	20.9	22.2	16.0	21.7	21.3	27.2	13.6	13.5
3. Acceptable	34.3	34.0	34.7	36.0	23.8	36.6	31.9	33.1	36.9	34.2	35.6	34.9	35.1	32.8	35.2	25.5
4. Desirable	36.2	38.9	33.5	33.8	49.2	30.1	35.6	42.3	33.1	34.7	41.7	33.5	35.4	30.6	45.9	53.3
<i>Item 11880 Subject C05</i>	<i>N 2513</i>	<i>1149</i>	<i>1269</i>	<i>1602</i>	<i>306</i>	<i>528</i>	<i>619</i>	<i>852</i>	<i>515</i>	<i>1908</i>	<i>475</i>	<i>1219</i>	<i>547</i>	<i>244</i>	<i>409</i>	<i>38</i>
A06: If you were to get enough money to live as comfortably as you'd like for the rest of your life, would you want to work?																
1. I would want to work	75.6	70.3	81.1	75.1	77.2	72.4	74.4	76.4	79.1	76.3	72.6	78.5	73.0	76.6	72.4	60.9
2. I would not want to work	24.4	29.7	18.9	24.9	22.8	27.6	25.6	23.6	20.9	23.7	27.4	21.5	27.0	23.4	27.6	39.1
<i>Item 8100 Subject C06</i>	<i>N 2494</i>	<i>1142</i>	<i>1264</i>	<i>1597</i>	<i>299</i>	<i>523</i>	<i>614</i>	<i>851</i>	<i>505</i>	<i>1898</i>	<i>469</i>	<i>1209</i>	<i>540</i>	<i>244</i>	<i>408</i>	<i>38</i>
A07: The next questions are about race relations. How much have you gotten to know people of other races . . .																
A07A: In school?																
1. Not at all	8.3	9.4	7.4	10.0	5.9	9.3	11.2	7.6	4.7	7.2	12.0	8.2	6.8	5.7	11.3	15.8
2. A little	18.4	18.3	18.6	21.3	16.3	17.6	24.6	15.2	17.2	18.3	20.0	19.1	16.8	16.0	21.0	15.8
3. Some	26.5	25.7	27.8	28.6	18.3	28.1	25.6	23.8	30.3	27.7	23.4	26.2	28.4	28.6	23.5	38.1
4. A lot	45.0	44.8	44.4	37.9	58.3	43.8	36.8	51.0	46.1	45.5	41.2	44.6	46.4	48.1	42.1	30.3
8. Does not apply to me	1.9	1.9	1.8	2.2	1.2	1.2	1.9	2.4	1.7	1.3	3.3	2.0	1.5	1.5	2.0	-
<i>Item 11890 Subject B03, N03</i>	<i>N 2502</i>	<i>1146</i>	<i>1263</i>	<i>1598</i>	<i>300</i>	<i>525</i>	<i>615</i>	<i>849</i>	<i>514</i>	<i>1899</i>	<i>473</i>	<i>1216</i>	<i>540</i>	<i>245</i>	<i>409</i>	<i>38</i>
A07B: In your neighborhood?																
1. Not at all	30.0	29.5	30.6	34.9	21.7	33.0	32.8	31.3	21.7	31.0	29.4	31.1	28.8	26.2	33.2	21.3
2. A little	28.1	29.2	27.2	27.5	28.9	25.5	26.2	27.4	33.9	27.4	30.0	25.6	33.3	32.7	25.7	39.7
3. Some	20.5	20.6	20.7	17.3	23.3	20.9	17.9	18.8	26.0	20.9	17.8	21.8	18.9	22.2	18.1	15.7
4. A lot	13.8	13.5	13.2	10.3	21.5	15.3	12.5	14.5	12.5	13.1	15.6	13.1	14.3	10.9	14.3	16.3
8. Does not apply to me	7.7	7.2	8.4	9.9	4.7	5.3	10.7	8.0	5.9	7.6	7.3	8.4	4.8	8.1	8.7	7.0
<i>Item 11900 Subject N03</i>	<i>N 2499</i>	<i>1145</i>	<i>1260</i>	<i>1594</i>	<i>300</i>	<i>525</i>	<i>615</i>	<i>847</i>	<i>511</i>	<i>1898</i>	<i>471</i>	<i>1212</i>	<i>540</i>	<i>245</i>	<i>410</i>	<i>38</i>
A07C: In church?																
1. Not at all	28.4	30.1	26.8	32.0	22.2	34.5	32.0	27.6	19.3	28.7	29.4	26.5	31.3	23.1	33.9	17.7
2. A little	21.4	20.2	22.1	20.9	24.3	18.4	19.6	23.8	22.4	22.5	16.5	22.9	20.6	24.3	16.7	13.7
3. Some	14.3	15.2	13.8	12.9	16.8	11.7	13.9	14.4	17.1	14.3	14.8	14.7	14.5	14.6	13.3	13.3
4. A lot	11.6	10.6	12.2	8.1	21.5	7.8	10.4	14.2	12.8	11.7	10.7	13.4	12.1	8.8	6.7	4.6
8. Does not apply to me	24.3	23.9	25.1	26.1	15.2	27.6	24.2	20.0	28.4	22.8	28.5	22.5	21.5	29.1	29.4	50.7
<i>Item 11910 Subject G, N03</i>	<i>N 2493</i>	<i>1141</i>	<i>1264</i>	<i>1591</i>	<i>301</i>	<i>518</i>	<i>615</i>	<i>849</i>	<i>512</i>	<i>1890</i>	<i>473</i>	<i>1215</i>	<i>538</i>	<i>239</i>	<i>409</i>	<i>38</i>
A07D: On sports teams?																
1. Not at all	15.6	14.6	16.8	17.7	14.7	15.9	19.8	15.0	11.4	14.3	22.1	16.0	13.7	14.2	18.8	10.1
2. A little	15.8	17.3	15.0	16.4	10.8	16.3	19.0	13.9	14.6	16.9	13.7	16.1	17.2	11.6	16.7	10.1
3. Some	19.1	20.4	17.8	20.5	11.8	19.7	19.0	16.7	22.5	19.7	16.9	19.5	14.9	27.6	18.3	30.5
4. A lot	29.6	34.5	23.8	25.5	42.8	30.7	23.8	32.3	31.1	31.1	22.8	26.2	37.4	27.7	28.7	18.5
8. Does not apply to me	19.9	13.3	26.6	19.9	19.9	17.4	18.4	22.0	20.5	18.0	24.5	22.1	16.7	18.9	17.5	24.9
<i>Item 11920 Subject N03</i>	<i>N 2495</i>	<i>1144</i>	<i>1258</i>	<i>1593</i>	<i>300</i>	<i>521</i>	<i>614</i>	<i>847</i>	<i>513</i>	<i>1895</i>	<i>471</i>	<i>1213</i>	<i>541</i>	<i>244</i>	<i>407</i>	<i>36</i>
A07E: In clubs?																
1. Not at all	19.8	23.6	16.7	23.0	15.5	22.2	21.0	19.8	15.9	19.1	24.5	19.9	21.1	14.9	22.7	9.6
2. A little	18.5	18.2	19.1	19.2	18.4	16.1	20.4	18.7	18.2	19.0	16.9	20.9	18.2	19.5	11.8	18.6
3. Some	20.8	20.4	21.3	20.1	20.8	21.5	22.0	20.0	20.1	23.0	13.7	21.8	18.6	23.3	19.1	25.5
4. A lot	21.4	17.8	24.0	17.0	33.5	22.6	19.3	22.0	21.9	21.8	18.0	20.3	24.7	18.3	20.7	19.0
8. Does not apply to me	19.4	20.1	18.8	20.8	11.9	17.7	17.2	19.4	24.0	17.2	26.9	17.2	17.4	23.9	25.6	27.2
<i>Item 11930 Subject N03</i>	<i>N 2495</i>	<i>1144</i>	<i>1258</i>	<i>1592</i>	<i>301</i>	<i>520</i>	<i>615</i>	<i>847</i>	<i>513</i>	<i>1894</i>	<i>473</i>	<i>1210</i>	<i>541</i>	<i>245</i>	<i>407</i>	<i>38</i>
A07F: On a job?																
1. Not at all	13.4	14.9	11.8	17.0	7.3	19.6	16.2	11.8	6.7	13.7	13.3	13.3	15.2	10.6	13.5	10.6
2. A little	14.3	15.2	13.2	16.4	7.0	17.1	15.9	11.9	13.4	13.8	14.8	14.3	12.9	11.4	17.2	21.6
3. Some	23.3	25.1	21.9	23.9	17.5	24.2	22.4	20.1	28.9	24.0	20.3	22.1	22.1	31.6	24.7	17.9
4. A lot	33.8	32.3	35.1	29.0	49.4	30.4	32.0	38.5	31.4	33.8	34.5	32.9	36.4	32.0	32.8	40.2
8. Does not apply to me	15.2	12.5	18.0	13.6	18.8	8.7	13.5	17.8	19.7	14.7	17.1	17.4	13.4	14.3	11.8	9.6
<i>Item 11940 Subject C01, N03</i>	<i>N 2501</i>	<i>1144</i>	<i>1263</i>	<i>1596</i>	<i>301</i>	<i>524</i>	<i>615</i>	<i>850</i>	<i>512</i>	<i>1896</i>	<i>474</i>	<i>1215</i>	<i>541</i>	<i>245</i>	<i>408</i>	<i>38</i>

QUESTIONNAIRE FORM 5 2003	TOTAL	SEX		RACE		REGION				COLLEGE PLANS?		ILLICIT DRUG USE: LIFETIME				
		M	F	White	Black	NE	NC	S	W	Yes	No	None	Mari- juana Only	Few Pills	More Pills	Any Her- oin
<i>N (Weighted No. of Cases):</i>	2531	1159	1273	1611	307	533	621	859	518	1915	479	1226	548	245	415	38
<i>% of Weighted Total:</i>	100.0	45.8	50.3	63.6	12.1	21.1	24.5	34.0	20.5	75.7	18.9	48.5	21.7	9.7	16.4	1.5
A08: Thinking about the country as a whole, would you say relations between white people and black people have been getting better, getting worse, or staying pretty much the same?																
1. Better	26.1	28.5	24.1	27.9	19.1	27.2	27.8	23.2	28.0	27.4	23.1	28.1	24.1	27.8	23.3	13.2
2. A little better	45.4	42.2	48.8	44.9	49.0	46.7	44.0	45.5	45.6	46.5	41.0	45.2	48.5	44.4	44.6	39.2
3. Same	21.7	20.3	22.2	20.7	22.6	17.9	23.5	22.5	22.2	20.3	24.8	20.5	21.7	23.8	21.8	26.8
4. A little worse	4.2	4.7	3.8	4.0	4.9	5.4	3.2	5.0	2.7	3.7	6.5	4.1	3.4	3.3	5.8	3.2
5. Worse	2.6	4.2	1.1	2.5	4.4	2.9	1.5	3.8	1.6	2.1	4.5	2.1	2.3	0.6	4.5	17.6
<i>Item 11950 Subject N02</i>	<i>N</i> 2499	1144	1263	1596	301	525	615	849	509	1899	471	1215	538	245	408	38
The next questions are about driving.																
A09: Do you have a driver's license?																
1. Yes	80.6	83.5	78.0	88.6	64.5	75.6	88.4	81.3	74.9	82.3	75.9	77.7	82.1	83.0	86.7	75.4
2. No, but I soon will—GO TO Q.A13	16.3	14.3	18.1	9.9	30.2	20.9	8.3	15.9	21.9	14.9	20.1	19.1	13.4	13.7	11.9	24.6
3. No—GO TO Q.A13	3.1	2.2	3.9	1.5	5.3	3.5	3.3	2.8	3.2	2.8	4.0	3.2	4.4	3.3	1.4	-
<i>Item 11960 Subject F07</i>	<i>N</i> 2415	1110	1219	1575	275	514	596	820	485	1856	449	1174	524	239	398	36
A10: Do you own a car?																
1. Yes	77.6	80.8	74.8	80.3	67.5	70.4	80.1	78.3	80.1	75.8	85.1	73.9	78.9	82.3	82.0	85.6
2. No, but I expect to own one in another year or two	15.9	14.1	17.1	13.4	25.1	22.0	12.3	15.1	16.1	16.8	12.1	17.8	15.1	13.9	13.9	9.9
3. No	6.5	5.1	8.1	6.3	7.3	7.6	7.6	6.5	3.8	7.4	2.9	8.3	6.0	3.8	4.1	4.5
<i>Item 11970 Subject F07</i>	<i>N†</i> 1945	927	950	1394	178	388	527	667	364	1527	341	912	430	198	345	27
A11: Are you able to use someone else's car when you want to?																
1. Yes, whenever I wish	30.6	27.1	34.4	30.3	33.2	29.7	30.1	32.6	28.5	30.5	30.9	31.2	30.0	33.0	28.1	36.6
2. Yes, most of the time	42.0	42.6	41.4	43.0	40.1	44.2	43.1	39.0	44.0	42.9	39.0	42.9	42.8	39.5	41.4	26.6
3. Sometimes	18.0	19.9	15.5	17.8	17.6	16.7	16.6	20.1	17.5	17.7	17.7	16.2	18.7	18.0	21.1	20.1
4. Rarely	6.1	7.0	5.4	5.5	6.7	6.3	7.0	5.7	5.6	5.7	8.5	6.1	4.6	7.6	7.4	10.6
5. Never	3.3	3.4	3.2	3.4	2.4	3.2	3.3	2.7	4.5	3.1	3.9	3.6	4.0	1.9	2.1	6.1
<i>Item 11980 Subject F07</i>	<i>N†</i> 1946	927	950	1393	179	388	526	668	364	1525	342	912	430	198	345	27
A12: Do you make an effort to cut down on driving, in order to save gasoline?																
1. Not at all	23.8	24.9	22.9	23.8	27.6	27.1	25.5	22.5	20.1	22.9	27.1	21.2	25.3	18.4	31.3	25.0
2. Not very much	34.5	32.9	35.4	34.8	28.2	35.5	36.6	34.9	29.7	34.9	32.2	34.8	33.3	45.4	30.2	20.6
3. Yes, to some extent	34.2	33.7	35.2	34.8	31.8	31.2	30.8	35.0	40.7	34.8	32.8	35.2	35.2	31.2	31.8	52.2
4. Yes, quite a bit	6.1	7.1	5.0	5.6	8.7	5.7	5.7	5.7	7.7	6.0	5.8	7.1	4.5	4.2	5.8	2.2
8. Don't know	1.5	1.4	1.5	1.0	3.8	0.5	1.3	1.9	1.8	1.3	2.1	1.7	1.7	0.9	0.9	-
<i>Item 11990 Subject F07</i>	<i>N†</i> 1946	927	951	1395	179	388	527	668	363	1527	342	912	431	198	345	27
A13: Do you make an effort to cut down on the amount of electricity you use, in order to save energy?																
1. Not at all	17.3	23.9	10.6	18.3	19.1	19.5	18.7	17.9	12.2	16.1	22.2	14.7	19.8	14.0	22.7	26.6
2. Not very much	31.6	31.6	32.4	33.7	22.5	32.2	32.3	30.2	32.6	31.4	33.2	31.4	31.8	33.2	31.7	30.4
3. Yes, to some extent	39.3	35.3	42.8	39.5	39.7	40.8	38.8	36.7	42.5	41.0	33.0	39.8	40.1	45.1	35.4	36.6
4. Yes, quite a bit	8.9	6.5	10.9	6.3	14.7	5.3	6.9	11.6	10.4	8.9	8.1	10.5	6.7	6.1	7.3	-
8. Don't know	2.9	2.7	3.3	2.2	3.9	2.2	3.2	3.6	2.3	2.5	3.4	3.5	1.6	1.5	3.0	6.4
<i>Item 12000 Subject F05</i>	<i>N</i> 2500	1144	1264	1599	300	525	615	849	511	1902	471	1216	539	245	410	38
A14: In the house or apartment where you live, is an effort made to reduce heat during the winter, in order to save energy?																
1. Not at all	17.3	17.7	15.8	15.9	26.5	18.4	20.7	16.6	13.2	15.8	22.0	16.0	18.2	15.9	19.6	18.9
2. Not very much	25.5	26.6	24.8	25.3	23.2	26.5	23.6	27.0	24.2	25.0	28.7	23.3	27.5	31.6	26.1	23.5
3. Yes, to some extent	34.3	34.6	34.3	38.0	27.5	37.9	34.9	30.7	35.7	35.2	31.0	35.2	34.1	33.2	34.0	36.9
4. Yes, quite a bit	14.9	12.7	17.5	15.2	12.7	13.0	13.7	15.6	17.0	16.6	9.6	16.3	13.5	15.8	13.1	9.1
8. Don't know	8.0	8.5	7.5	5.6	10.2	4.2	7.0	10.1	9.8	7.4	8.7	9.2	6.7	3.5	7.2	11.6
<i>Item 12010 Subject F05</i>	<i>N</i> 2500	1146	1264	1599	300	525	614	850	511	1902	471	1217	539	245	410	38

†=excludes respondents for whom question was inappropriate.

QUESTIONNAIRE FORM 5 2003	TOTAL	SEX		RACE		REGION				COLLEGE PLANS?		ILLICIT DRUG USE: LIFETIME					
		M	F	White	Black	NE	NC	S	W	Yes	No	None	Mari- juana Only	Few Pills	More Pills	Any Her- oin	
<i>N (Weighted No. of Cases):</i>	2531	1159	1273	1611	307	533	621	859	518	1915	479	1226	548	245	415	38	
<i>% of Weighted Total:</i>	100.0	45.8	50.3	63.6	12.1	21.1	24.5	34.0	20.5	75.7	18.9	48.5	21.7	9.7	16.4	1.5	
A15: How do you feel about each of the following?																	
A15A: How much do you enjoy shopping for things like clothes, tapes and discs, sporting goods, and books?																	
1. Not at all	2.6	4.3	0.8	2.9	-	2.6	1.6	2.8	3.3	1.8	4.5	2.5	2.5	0.9	3.7	-	
2. Not very much	11.4	18.2	5.2	12.7	7.1	11.2	14.8	10.0	9.8	10.2	16.3	12.5	9.4	7.7	10.0	36.3	
3. Pretty much	33.0	42.4	24.3	34.6	21.7	32.8	29.2	31.9	39.4	32.5	35.0	34.5	31.2	33.8	31.7	35.9	
4. Very much	53.1	35.1	69.7	49.7	71.1	53.4	54.4	55.3	47.4	55.5	44.1	50.5	57.0	57.6	54.6	27.8	
<i>Item 12020 Subject F01</i>	<i>N</i>	2501	1144	1265	1598	301	525	614	850	511	1902	473	1217	540	244	410	38
A15B: How much do you care about having the latest fashion in your clothes, tapes and discs, leisure activities, and so on?																	
1. Not at all	12.4	16.7	8.3	13.9	4.3	10.7	14.5	11.1	13.7	10.9	17.8	14.0	7.3	9.2	15.1	27.9	
2. Not very much	36.4	39.0	34.3	38.1	22.6	36.6	36.2	34.9	38.7	36.3	38.6	37.2	37.0	35.3	35.2	28.3	
3. Pretty much	31.8	29.8	34.1	31.5	34.4	32.6	29.8	32.3	32.6	33.0	26.4	31.1	32.7	32.6	32.2	31.4	
4. Very much	19.4	14.4	23.4	16.5	38.6	20.1	19.5	21.6	15.1	19.7	17.3	17.7	23.1	22.9	17.5	12.4	
<i>Item 12030 Subject F01</i>	<i>N</i>	2503	1145	1266	1600	300	524	614	852	513	1902	473	1218	542	245	409	38
A15C: How much do you care about whether your family has most of the things your friends and neighbors have?																	
1. Not at all	31.5	32.3	30.6	29.2	37.8	27.1	31.6	33.1	33.4	29.7	39.4	31.1	31.2	23.1	36.4	41.8	
2. Not very much	49.1	48.7	49.3	52.5	42.6	54.0	48.5	46.8	48.4	50.1	44.0	49.6	49.7	54.7	45.9	43.4	
3. Pretty much	15.0	14.5	15.6	15.1	13.2	14.6	15.5	15.2	14.5	15.4	14.2	15.5	15.3	15.9	11.7	12.5	
4. Very much	4.4	4.4	4.6	3.2	6.3	4.4	4.4	4.8	3.7	4.7	2.4	3.8	3.9	6.4	6.1	2.2	
<i>Item 12040 Subject F01</i>	<i>N</i>	2498	1144	1262	1596	300	524	612	849	513	1900	471	1215	540	244	409	38
A16: When you are older, do you expect to own more possessions than your parents do now, or about the same, or less?																	
I expect to own . . .																	
1. Much less than my parents	1.8	2.3	1.2	1.8	0.7	1.8	2.2	1.1	2.2	1.5	1.8	1.5	1.3	0.4	3.2	3.5	
2. Somewhat less than my parents	5.3	5.8	4.8	6.5	3.6	3.6	7.7	5.1	4.4	4.8	7.2	4.6	5.1	5.1	5.9	24.8	
3. About as much as my parents	30.1	26.6	34.0	35.9	17.1	30.2	26.9	29.8	34.4	28.7	36.0	31.3	31.4	31.9	25.3	22.7	
4. Somewhat more than my parents	40.3	38.6	42.6	39.1	38.5	43.6	37.6	41.1	39.1	41.7	37.0	40.9	38.7	42.7	41.0	38.0	
5. Much more than my parents	22.5	26.7	17.4	16.6	40.2	20.8	25.6	22.9	19.8	23.3	18.0	21.9	23.5	19.9	24.5	11.0	
<i>Item 12050 Subject F01</i>	<i>N</i>	2484	1134	1260	1592	297	518	614	843	509	1894	466	1209	536	244	406	38
A17: Compared with your parents, what is the smallest amount that you could be content or satisfied to own?																	
The least I could be content to own is . . .																	
1. Much less than my parents	10.0	12.3	8.1	11.6	5.7	7.7	10.8	9.8	11.9	9.4	12.0	9.5	8.6	6.2	16.1	9.9	
2. Somewhat less than my parents	25.7	22.0	29.1	30.8	12.6	23.6	24.9	23.9	31.5	26.1	23.8	24.8	25.9	30.0	24.9	38.3	
3. About as much as my parents	40.9	41.3	40.5	41.2	43.6	46.0	38.5	43.2	34.6	41.2	41.0	39.7	42.3	44.5	39.2	42.9	
4. Somewhat more than my parents	17.5	18.4	16.8	12.8	24.9	16.1	18.7	17.0	18.2	17.7	16.5	17.8	18.9	16.9	15.2	5.6	
5. Much more than my parents	6.0	6.0	5.5	3.6	13.1	6.5	7.1	6.1	3.9	5.6	6.8	8.1	4.3	2.4	4.6	3.4	
<i>Item 12060 Subject F01</i>	<i>N</i>	2475	1130	1256	1587	297	516	612	837	510	1887	467	1204	538	244	404	38
A18: These next questions ask your opinions about a number of different topics. How much do you agree or disagree with each statement below?																	
A18A: We ought to worry about our own country and let the rest of the world take care of itself																	
1. Disagree	21.6	23.6	20.0	21.6	19.9	21.4	18.7	21.8	24.7	22.6	19.2	24.1	18.0	17.6	21.4	14.0	
2. Mostly disagree	25.7	25.7	26.0	27.3	15.0	25.9	27.2	24.6	25.2	27.4	18.7	25.4	28.0	27.8	23.2	17.1	
3. Neither	19.4	16.2	21.2	18.5	14.1	16.9	21.7	17.7	22.1	18.6	22.7	19.7	17.8	18.4	19.0	31.3	
4. Mostly agree	21.7	22.1	21.8	22.0	31.4	24.9	19.7	24.1	16.9	21.0	23.5	20.9	22.7	27.9	20.0	20.9	
5. Agree	11.7	12.4	10.9	10.6	19.5	10.9	12.8	11.8	11.0	10.4	16.0	9.9	13.5	8.3	16.5	16.7	
<i>Item 12070 Subject O03</i>	<i>N</i>	2496	1143	1264	1598	301	524	614	847	511	1901	472	1216	540	245	407	38

DESCRIPTIVE RESULTS: 2003

197

QUESTIONNAIRE FORM 5 2003	TOTAL	SEX		RACE		REGION				COLLEGE PLANS?		ILLICIT DRUG USE: LIFETIME				
		M	F	White	Black	NE	NC	S	W	Yes	No	None	Mari- juana Only	Few Pills	More Pills	Any Her- oin
<i>N (Weighted No. of Cases):</i>	2531	1159	1273	1611	307	533	621	859	518	1915	479	1226	548	245	415	38
<i>% of Weighted Total:</i>	100.0	45.8	50.3	63.6	12.1	21.1	24.5	34.0	20.5	75.7	18.9	48.5	21.7	9.7	16.4	1.5
A18B: It would be better if we all felt more like citizens of the world than of any particular country																
1. Disagree	13.9	19.1	8.9	16.6	7.5	15.1	12.5	15.3	12.2	13.5	16.5	14.0	11.5	12.2	18.1	9.8
2. Mostly disagree	13.2	13.3	13.3	15.3	7.6	11.5	12.6	14.8	13.2	13.1	12.6	13.2	11.9	13.5	13.1	15.5
3. Neither	27.0	24.8	28.5	27.0	23.8	29.5	27.4	25.5	26.3	26.2	30.7	26.5	28.2	31.6	24.7	36.8
4. Mostly agree	27.4	26.1	29.0	25.4	29.4	24.5	30.3	24.5	31.8	27.5	26.8	26.4	31.0	26.3	25.8	33.4
5. Agree	18.4	16.8	20.2	15.7	31.7	19.4	17.2	19.9	16.4	19.6	13.4	19.8	17.4	16.3	18.4	4.5
<i>Item 12080 Subject O03</i>	<i>N</i> 2490	1143	1262	1596	299	524	614	842	509	1898	470	1216	538	243	406	38
A18C: I find it hard to be sympathetic toward starving people in foreign lands, when there is so much trouble in our own country																
1. Disagree	35.3	26.3	43.7	32.5	47.2	29.3	34.4	39.2	36.3	38.4	23.9	37.9	34.1	34.9	31.1	16.0
2. Mostly disagree	24.6	24.7	24.4	25.7	18.8	25.5	23.9	22.1	28.5	25.9	20.8	25.7	23.1	24.9	23.4	19.4
3. Neither	18.3	23.0	14.0	20.2	9.0	19.0	23.0	14.0	19.3	16.9	23.4	17.1	21.4	15.8	19.2	23.3
4. Mostly agree	14.4	16.6	12.3	14.0	16.2	18.7	11.6	16.2	10.5	12.7	18.9	13.0	15.4	17.4	14.0	27.0
5. Agree	7.4	9.3	5.5	7.6	8.8	7.6	7.1	8.6	5.4	6.0	13.0	6.3	6.0	7.1	12.3	14.3
<i>Item 12090 Subject F03, O03</i>	<i>N</i> 2489	1142	1261	1598	299	523	614	841	511	1899	470	1213	538	245	407	38
A18D: Maybe some minority groups do get unfair treatment, but that's no business of mine																
1. Disagree	38.7	30.2	46.9	33.7	50.5	38.8	38.8	39.3	37.5	42.1	27.4	41.7	36.6	41.0	33.0	24.0
2. Mostly disagree	26.1	26.5	26.0	29.3	15.7	29.2	25.2	23.0	29.0	27.2	22.1	27.8	22.8	25.7	27.0	20.7
3. Neither	18.9	20.5	17.0	20.1	14.7	16.9	19.5	19.0	20.2	17.5	23.8	17.7	23.0	19.4	17.1	12.7
4. Mostly agree	9.5	11.9	7.2	9.4	12.4	7.9	10.8	10.3	8.2	8.1	14.0	8.2	11.7	4.2	11.2	32.4
5. Agree	6.8	10.9	2.8	7.5	6.7	7.2	5.6	8.5	5.1	5.2	12.8	4.6	5.9	9.8	11.6	10.1
<i>Item 12100 Subject N02, O03</i>	<i>N</i> 2470	1128	1258	1587	296	512	609	841	508	1884	470	1206	537	242	404	38
A18E: I get very upset when I see other people treated unfairly																
1. Disagree	4.7	5.9	3.3	4.2	6.7	7.3	4.4	3.8	3.6	4.4	5.5	4.2	3.9	4.4	6.2	12.2
2. Mostly disagree	5.8	8.2	3.3	5.8	6.5	5.8	5.1	6.6	5.1	4.8	8.0	5.6	4.1	4.8	7.9	7.6
3. Neither	10.3	14.7	6.1	11.3	8.5	7.3	13.0	10.0	10.8	8.4	18.3	9.5	9.0	11.7	11.5	32.2
4. Mostly agree	34.0	36.9	31.2	36.4	28.4	36.7	34.8	30.5	36.3	34.1	36.4	31.9	38.4	39.3	33.5	28.6
5. Agree	45.2	34.3	56.1	42.2	49.9	42.9	42.8	49.0	44.2	48.4	31.8	48.8	44.6	39.8	40.9	19.5
<i>Item 12110 Subject O03</i>	<i>N</i> 2482	1138	1259	1591	298	522	614	841	506	1894	472	1213	537	245	403	38
A18F: I would agree to a good plan to make a better life for the poor, even if it cost me money																
1. Disagree	8.4	12.4	4.6	9.9	4.7	9.5	9.0	7.5	8.0	6.9	14.9	6.9	7.5	10.0	11.5	28.7
2. Mostly disagree	10.1	11.4	9.1	11.2	7.7	10.1	10.0	10.3	9.9	9.8	10.4	9.6	10.9	8.1	12.1	3.5
3. Neither	27.1	28.9	25.5	28.1	22.7	26.6	27.0	27.1	27.6	26.2	30.3	27.0	26.2	27.2	27.8	34.5
4. Mostly agree	36.0	34.0	37.7	35.7	34.4	38.2	35.0	35.3	36.3	37.2	31.5	34.7	39.4	41.3	33.9	25.2
5. Agree	18.4	13.3	23.1	15.2	30.5	15.5	19.0	19.8	18.2	19.9	12.9	21.8	16.0	13.4	14.6	8.1
<i>Item 12120 Subject O03</i>	<i>N</i> 2485	1142	1259	1593	301	519	614	844	508	1898	470	1213	538	245	407	38
A18G: It's not really my problem if others are in trouble and need help																
1. Disagree	34.3	26.2	41.9	32.0	39.7	33.7	33.5	36.2	32.9	37.5	22.0	37.8	32.5	29.5	30.3	17.3
2. Mostly disagree	36.9	39.3	35.0	39.3	29.2	38.7	36.1	35.9	37.7	36.4	39.5	35.9	37.7	43.4	35.1	52.6
3. Neither	18.2	20.2	16.2	18.8	17.0	15.7	21.8	15.9	20.3	16.8	24.6	17.5	20.5	16.9	18.2	23.4
4. Mostly agree	6.3	8.1	4.7	6.3	7.4	6.4	5.4	7.2	5.9	5.9	6.9	4.2	6.2	6.0	11.1	6.7
5. Agree	4.2	6.2	2.2	3.6	6.8	5.6	3.2	4.7	3.2	3.5	6.9	4.5	3.0	4.2	5.2	-
<i>Item 12130 Subject O03</i>	<i>N</i> 2480	1133	1263	1592	299	518	614	838	510	1891	472	1213	538	244	403	38

QUESTIONNAIRE FORM 5 2003	TOTAL	SEX		RACE		REGION				COLLEGE PLANS?		ILLICIT DRUG USE: LIFETIME				
		M	F	White	Black	NE	NC	S	W	Yes	No	None	Mari- juana Only	Few Pills	More Pills	Any Her- oin
<i>N (Weighted No. of Cases):</i>	2531	1159	1273	1611	307	533	621	859	518	1915	479	1226	548	245	415	38
<i>% of Weighted Total:</i>	100.0	45.8	50.3	63.6	12.1	21.1	24.5	34.0	20.5	75.7	18.9	48.5	21.7	9.7	16.4	1.5
A18H: Americans could change their eating habits to provide more food for the hungry people in other parts of the world, and at the same time be healthier themselves																
1. Disagree	10.7	15.0	6.8	11.9	9.4	11.2	11.4	10.0	10.5	9.1	16.9	8.9	9.0	10.7	16.8	23.9
2. Mostly disagree	8.7	10.5	7.1	9.0	9.1	8.2	7.8	9.5	8.9	8.2	10.5	8.7	8.0	8.8	8.9	10.7
3. Neither	21.2	22.6	19.0	20.8	21.3	21.2	22.6	19.6	21.9	20.3	23.0	19.7	23.4	27.5	18.4	19.3
4. Mostly agree	31.5	29.1	33.9	31.6	31.6	33.6	29.6	31.3	32.3	32.1	30.2	32.1	32.0	28.1	32.6	11.9
5. Agree	27.9	22.7	33.3	26.7	28.6	25.9	28.6	29.6	26.3	30.4	19.4	30.6	27.6	24.9	23.3	34.2
<i>Item 12140 Subject F03, O03</i>	<i>N</i> 2483	1138	1261	1595	299	520	614	840	510	1896	471	1214	536	245	405	38
A18I: My family and I often buy things we really don't need; we could get along with much less (NOTE: This question was omitted in the questionnaires administered in California, beginning in 1997, due to state requirements.)																
1. Disagree	11.7	13.9	9.4	9.6	16.6	13.1	9.6	12.5	11.3	10.9	14.3	11.6	11.0	10.3	13.7	15.1
2. Mostly disagree	17.9	20.6	16.1	18.1	21.6	18.8	16.6	17.4	20.2	16.9	22.3	19.6	17.1	12.4	15.9	24.0
3. Neither	20.3	22.9	17.4	19.7	19.8	25.6	19.0	18.9	17.7	20.0	20.7	20.8	22.6	19.7	16.8	13.0
4. Mostly agree	30.1	25.5	33.8	32.6	21.5	27.1	31.4	30.6	31.2	31.3	25.1	29.6	29.5	37.6	27.9	23.8
5. Agree	20.0	17.2	23.3	20.1	20.5	15.4	23.4	20.6	19.7	20.9	17.6	18.4	19.8	19.9	25.8	24.1
<i>Item 10060 Subject F01</i>	<i>N</i> 2271	1037	1157	1508	292	520	614	839	298	1735	431	1118	489	223	363	38
A18J: Most people will have fuller and happier lives if they choose legal marriage rather than staying single, or just living with someone (NOTE: This question was omitted in the questionnaires administered in California, beginning in 1997, due to state requirements.)																
1. Disagree	18.8	14.8	23.0	18.5	21.8	23.6	18.4	16.8	16.8	19.1	17.3	15.9	21.6	16.4	24.0	31.6
2. Mostly disagree	11.7	11.7	11.8	11.5	11.3	14.6	11.2	10.1	12.0	11.8	10.7	10.7	12.5	14.0	12.2	11.5
3. Neither	34.1	35.1	33.0	34.0	33.9	34.0	36.2	32.7	34.2	34.5	33.1	33.7	37.2	33.5	33.4	30.6
4. Mostly agree	17.2	18.8	15.5	16.8	17.5	16.1	16.1	18.4	18.3	16.6	19.2	18.0	16.6	18.6	15.2	9.5
5. Agree	18.1	19.6	16.7	19.2	15.6	11.7	18.1	21.9	18.8	18.0	19.8	21.7	12.1	17.5	15.3	16.8
<i>Item 12150 Subject D03</i>	<i>N</i> 2270	1037	1159	1510	293	519	613	841	297	1738	432	1122	489	223	361	38
A18K: Parents should encourage just as much independence in their daughters as in their sons																
1. Disagree	3.3	5.3	1.0	2.8	4.0	4.4	2.4	2.9	3.8	2.6	4.7	2.8	2.5	1.6	6.1	10.5
2. Mostly disagree	5.2	9.0	1.9	4.4	8.2	4.0	5.7	6.3	4.3	5.1	4.7	4.3	5.9	4.5	7.3	4.4
3. Neither	12.4	21.0	4.5	11.5	12.8	12.8	11.5	10.9	15.7	11.1	16.7	11.1	14.6	10.5	12.4	15.5
4. Mostly agree	22.3	26.1	18.5	21.7	20.4	21.6	20.8	21.7	25.6	21.3	26.1	22.8	23.9	20.3	19.6	16.9
5. Agree	56.8	38.7	74.1	59.5	54.5	57.2	59.6	58.2	50.6	59.9	47.9	58.9	53.0	63.1	54.6	52.6
<i>Item 12160 Subject D05</i>	<i>N</i> 2478	1136	1262	1591	300	520	611	843	504	1895	470	1214	537	244	405	37
A18L: Being a mother and raising children is one of the most fulfilling experiences a woman can have																
1. Disagree	5.0	3.9	5.5	4.6	5.4	5.7	4.8	4.0	6.0	4.9	5.1	4.9	3.4	4.1	6.2	12.4
2. Mostly disagree	4.8	4.4	5.2	4.3	6.0	4.4	4.6	4.9	5.2	4.5	5.5	4.9	4.0	3.1	5.0	13.4
3. Neither	29.6	43.2	17.2	31.6	21.0	29.1	31.6	25.9	33.5	29.0	31.3	26.4	33.4	31.2	34.1	20.4
4. Mostly agree	27.4	24.6	30.3	28.4	27.8	30.9	25.8	26.6	27.3	27.8	27.1	27.3	28.5	29.4	24.5	39.1
5. Agree	33.3	24.0	41.7	31.2	39.8	29.9	33.2	38.7	27.9	33.9	31.1	36.5	30.8	32.2	30.2	14.7
<i>Item 12170 Subject D05</i>	<i>N</i> 2452	1114	1261	1575	295	511	607	831	503	1879	463	1201	531	244	403	36
A18M: Most fathers should spend more time with their children than they do now																
1. Disagree	2.0	3.0	1.0	2.2	2.7	3.9	1.6	1.9	0.9	1.6	3.5	1.8	1.4	2.4	3.0	1.6
2. Mostly disagree	3.1	4.0	2.5	3.6	1.9	3.7	3.0	2.8	3.2	2.9	3.3	2.3	4.0	3.1	4.4	1.2
3. Neither	19.3	19.7	18.7	20.4	14.4	19.1	22.4	15.5	22.1	19.1	21.0	18.9	20.9	20.6	17.2	23.6
4. Mostly agree	31.9	33.7	30.9	34.1	18.4	32.7	33.6	26.8	37.2	31.2	33.6	30.5	35.2	30.0	31.8	40.1
5. Agree	43.7	39.7	46.9	39.7	62.5	40.5	39.3	53.1	36.6	45.1	38.5	46.5	38.5	43.8	43.5	33.6
<i>Item 12180 Subject D05</i>	<i>N</i> 2471	1132	1261	1589	300	520	610	836	505	1892	470	1209	536	245	403	38

QUESTIONNAIRE FORM 5 2003	TOTAL	SEX		RACE		REGION				COLLEGE PLANS?		ILLICIT DRUG USE: LIFETIME				
		M	F	White	Black	NE	NC	S	W	Yes	No	None	Mari- juana Only	Few Pills	More Pills	Any Her- oin
<i>N (Weighted No. of Cases):</i>	2531	1159	1273	1611	307	533	621	859	518	1915	479	1226	548	245	415	38
<i>% of Weighted Total:</i>	100.0	45.8	50.3	63.6	12.1	21.1	24.5	34.0	20.5	75.7	18.9	48.5	21.7	9.7	16.4	1.5
A18N: The husband should make all the important decisions in the family (NOTE: This question was omitted in the questionnaires administered in California, beginning in 1997, due to state requirements.)																
1. Disagree	45.5	24.3	65.0	46.1	44.8	49.1	44.9	46.6	37.2	49.8	30.7	47.8	44.0	40.4	45.4	37.9
2. Mostly disagree	19.6	23.4	16.5	20.3	18.5	20.9	20.5	17.0	22.4	19.5	18.5	20.7	19.0	23.9	15.5	12.2
3. Neither	20.8	29.6	12.2	20.3	19.0	20.6	21.9	18.8	24.3	18.6	29.5	17.9	23.8	23.7	22.8	37.5
4. Mostly agree	8.7	13.6	4.2	8.7	9.2	5.1	8.8	10.3	10.0	7.4	13.5	7.7	8.8	5.6	12.4	2.6
5. Agree	5.5	9.0	2.0	4.6	8.6	4.2	3.9	7.3	6.1	4.8	7.9	5.9	4.5	6.4	3.9	9.8
<i>Item 12190 Subject D05</i>	<i>N</i> 2270	1037	1161	1510	294	520	613	841	297	1739	433	1121	491	223	361	38
A19: Some people think about what's going on in government very often, and others are not that interested. How much of an interest do you take in government and current events?																
1. No interest at all	5.8	6.3	5.3	4.8	9.0	8.7	7.2	4.7	3.0	4.8	9.6	4.6	6.0	4.2	6.9	25.5
2. Very little interest	16.4	13.7	18.6	16.8	18.8	17.2	16.4	16.0	16.4	14.5	24.1	15.9	19.3	13.4	15.7	12.2
3. Some interest	46.7	45.7	47.6	46.2	45.0	45.7	48.8	45.1	47.8	47.4	46.1	46.4	50.1	47.8	44.6	37.9
4. A lot of interest	22.0	22.7	21.6	22.3	20.6	17.8	21.6	25.2	21.4	23.2	16.0	23.2	18.1	25.4	22.9	17.5
5. A very great interest	9.0	11.7	6.9	9.9	6.6	10.6	5.9	8.9	11.4	10.2	4.2	9.8	6.4	9.2	9.9	6.9
<i>Item 6330 Subject H01, Q08</i>	<i>N</i> 2461	1127	1263	1588	296	515	611	834	501	1887	467	1208	534	244	401	38
A20: If you have at least an average income in the future, how likely is it that you will contribute money to the following organizations? If you have already contributed, mark the last circle only.																
Are you likely to contribute to . . .																
A20A: The United Fund or other community charities?																
1. Definitely not	7.9	12.5	3.5	8.5	6.4	8.3	9.8	7.0	6.5	6.4	14.1	7.1	6.2	7.4	10.9	24.0
2. Probably not	16.2	19.6	13.4	16.9	12.4	18.3	16.5	15.1	15.4	15.1	20.1	12.8	22.2	12.1	18.9	30.6
3. Don't know	44.9	42.8	46.8	49.4	34.3	45.6	43.2	45.2	46.0	45.1	43.5	43.9	43.9	52.0	46.1	38.2
4. Probably will	22.1	18.3	25.7	17.6	31.3	19.0	20.2	23.1	25.8	23.7	15.6	25.9	19.1	22.3	16.7	3.2
5. Definitely will	3.6	2.8	4.1	2.9	7.1	3.2	4.6	3.4	3.0	4.0	2.5	3.6	4.5	2.4	3.4	1.9
6. Already have	5.4	4.0	6.6	4.7	8.5	5.6	5.8	6.3	3.2	5.7	4.1	6.8	4.2	3.8	4.2	1.9
<i>Item 12200 Subject O02</i>	<i>N</i> 2456	1123	1260	1588	297	516	610	828	502	1887	465	1202	536	244	401	37
A20B: International relief organizations (CARE, UNICEF, etc.)?																
1. Definitely not	8.4	12.9	4.0	8.9	6.2	9.7	9.0	7.7	7.5	7.1	14.1	7.9	6.7	9.0	11.4	10.7
2. Probably not	16.7	21.7	12.7	18.2	14.8	17.9	18.5	14.8	16.6	15.4	21.7	13.3	21.7	14.2	20.5	26.2
3. Don't know	42.9	40.8	44.6	45.4	41.5	42.1	42.3	45.8	39.7	42.7	43.2	42.0	44.9	43.1	41.8	47.6
4. Probably will	23.9	19.1	28.5	20.7	26.5	23.9	20.4	23.0	29.6	26.0	15.5	26.8	21.5	25.8	19.5	9.1
5. Definitely will	3.9	2.9	4.8	3.0	5.5	2.1	5.3	4.0	3.9	4.1	2.7	4.7	2.9	2.9	3.3	5.4
6. Already have	4.2	2.6	5.5	3.8	5.5	4.3	4.6	4.7	2.8	4.6	2.8	5.3	2.3	5.1	3.5	1.0
<i>Item 12210 Subject O02</i>	<i>N</i> 2453	1121	1259	1586	297	516	610	826	502	1887	464	1200	536	244	401	37
A20C: Minority group organizations (NAACP, SCLC, etc.)?																
1. Definitely not	14.5	22.3	6.9	18.2	4.3	14.1	13.3	16.6	12.7	13.0	21.7	12.9	11.7	14.6	22.1	20.4
2. Probably not	23.3	22.8	24.2	28.5	8.5	23.8	26.6	20.2	23.7	23.7	22.2	21.3	28.5	24.7	23.3	10.8
3. Don't know	38.3	33.7	42.4	41.5	22.5	40.8	39.1	35.8	38.9	38.4	37.9	39.5	35.0	40.1	35.6	53.1
4. Probably will	16.4	15.0	17.7	9.5	38.3	15.7	13.2	17.9	18.3	16.8	13.7	19.4	15.2	12.4	12.5	9.3
5. Definitely will	6.1	4.9	7.1	1.7	21.2	4.3	5.3	8.2	5.3	6.6	2.9	5.6	8.2	6.8	4.3	5.4
6. Already have	1.5	1.3	1.7	0.7	5.2	1.3	2.5	1.3	1.1	1.5	1.7	1.4	1.4	1.5	2.2	1.0
<i>Item 12220 Subject N02, O02</i>	<i>N</i> 2449	1118	1259	1581	298	514	610	827	499	1881	464	1201	535	242	399	37

QUESTIONNAIRE FORM 5 2003	TOTAL	SEX		RACE		REGION				COLLEGE PLANS?		ILLICIT DRUG USE: LIFETIME				
		M	F	White	Black	NE	NC	S	W	Yes	No	None	Mari- juana Only	Few Pills	More Pills	Any Her- oin
<i>N (Weighted No. of Cases):</i>	2531	1159	1273	1611	307	533	621	859	518	1915	479	1226	548	245	415	38
<i>% of Weighted Total:</i>	100.0	45.8	50.3	63.6	12.1	21.1	24.5	34.0	20.5	75.7	18.9	48.5	21.7	9.7	16.4	1.5
A20D: Church or religious organizations?																
1. Definitely not	12.0	15.6	8.4	13.0	3.9	15.5	12.0	7.8	15.2	10.7	17.5	8.5	10.6	16.5	19.4	39.1
2. Probably not	11.2	12.5	10.5	12.9	3.2	15.6	10.6	7.7	13.2	10.9	13.1	9.2	14.6	11.3	13.3	5.9
3. Don't know	16.9	19.2	14.5	17.0	14.0	18.4	15.4	15.7	19.5	15.1	22.6	15.3	17.1	17.9	20.1	14.4
4. Probably will	21.9	19.3	24.4	20.7	24.9	21.2	22.6	21.1	22.8	22.4	19.2	21.1	23.3	23.5	21.4	15.2
5. Definitely will	15.5	15.1	15.9	13.2	24.4	11.8	17.2	19.3	11.0	17.0	8.9	18.6	16.0	9.4	9.1	12.7
6. Already have	22.5	18.4	26.2	23.2	29.6	17.6	22.1	28.4	18.3	23.9	18.8	27.3	18.3	21.5	16.8	12.6
<i>Item 12230 Subject G, O02</i>	<i>N</i> 2452	1121	1257	1586	294	516	609	825	502	1881	465	1200	535	244	399	37
A20E: Political parties or organizations?																
1. Definitely not	21.6	25.2	18.3	21.0	21.8	21.6	25.2	19.8	20.2	19.3	30.8	19.5	20.3	23.2	27.5	32.2
2. Probably not	26.6	24.5	29.1	26.9	21.4	25.7	27.8	23.8	30.6	28.0	22.6	28.8	27.6	21.9	23.7	10.4
3. Don't know	36.2	34.5	37.3	36.5	39.1	36.7	32.7	40.1	33.8	35.9	38.0	36.3	37.9	36.7	32.9	45.1
4. Probably will	11.5	11.2	11.8	11.6	13.2	11.7	9.8	11.9	12.9	12.3	6.9	11.2	11.3	14.0	11.9	9.3
5. Definitely will	2.9	3.6	2.2	2.9	3.0	3.0	3.1	3.6	1.4	3.4	0.5	3.3	1.4	3.9	2.4	1.9
6. Already have	1.2	1.0	1.2	1.1	1.4	1.3	1.4	0.9	1.1	1.2	1.2	1.0	1.5	0.4	1.6	1.0
<i>Item 12240 Subject H05, O02</i>	<i>N</i> 2446	1117	1258	1584	295	516	607	825	499	1880	462	1199	533	243	399	37
A20F: Citizen lobbies (Common Cause, Public Citizen, etc.)?																
1. Definitely not	14.0	17.7	10.1	14.1	12.6	12.1	16.4	13.5	13.8	12.4	20.6	13.8	12.2	14.1	15.9	18.1
2. Probably not	22.8	23.5	22.8	24.5	16.9	25.5	22.0	22.5	21.6	22.6	23.7	22.3	24.5	21.0	24.4	15.6
3. Don't know	48.4	44.0	52.4	48.9	53.0	49.9	46.4	48.6	49.0	49.7	44.2	49.3	50.6	47.3	43.5	49.5
4. Probably will	11.6	11.1	12.2	10.1	14.0	10.4	10.1	12.7	13.0	12.0	8.9	11.8	9.9	13.5	12.9	8.4
5. Definitely will	2.3	2.5	1.8	1.4	2.2	1.3	3.8	2.2	1.6	2.5	1.0	2.0	2.3	3.4	1.8	7.5
6. Already have	0.9	1.2	0.6	0.9	1.2	0.8	1.3	0.6	1.0	0.8	1.6	0.8	0.5	0.7	1.5	1.0
<i>Item 12250 Subject H05, I02, O02</i>	<i>N</i> 2449	1119	1256	1584	296	515	609	825	500	1881	464	1198	534	244	401	36
A20G: Charities to help fight diseases (Cancer, Heart Disease, etc.)?																
1. Definitely not	3.9	6.3	1.1	3.9	3.7	3.6	5.2	3.7	3.0	3.1	7.3	3.3	4.3	2.9	4.8	5.6
2. Probably not	5.0	7.4	2.9	5.3	4.2	4.6	5.1	4.0	6.8	4.2	7.7	4.1	8.0	4.0	4.0	10.6
3. Don't know	17.9	22.0	14.0	18.6	16.9	14.6	18.7	17.3	21.4	16.7	22.7	17.7	16.2	15.4	21.4	17.6
4. Probably will	37.0	37.8	36.5	38.1	33.6	40.7	34.0	38.6	34.2	37.9	34.0	37.4	36.6	39.6	35.9	30.5
5. Definitely will	23.4	17.7	29.0	20.8	30.0	23.4	23.4	23.7	23.1	24.5	19.5	24.6	26.3	20.7	18.9	18.0
6. Already have	12.8	8.9	16.5	13.3	11.7	13.1	13.7	12.7	11.6	13.6	8.8	13.0	8.6	17.4	15.0	17.8
<i>Item 12260 Subject O02</i>	<i>N</i> 2457	1123	1261	1588	297	516	610	830	501	1888	465	1203	538	243	400	37
A20H: Organizations concerned with population problems (Planned Parenthood, ZPG, etc.)?																
1. Definitely not	14.4	19.7	9.3	16.1	10.6	12.8	17.1	14.7	12.4	13.1	19.8	14.4	11.4	13.1	16.7	33.9
2. Probably not	21.0	22.4	20.4	22.4	16.4	22.4	22.6	21.7	16.5	21.6	19.6	20.4	23.9	15.3	23.8	19.2
3. Don't know	42.1	39.8	43.7	43.1	42.5	42.9	38.9	43.5	42.9	41.9	41.5	44.6	42.3	42.0	34.4	33.0
4. Probably will	16.3	13.9	18.7	13.4	20.5	16.1	14.2	14.6	21.8	17.3	12.3	15.2	16.6	24.1	16.1	7.4
5. Definitely will	5.1	3.5	6.7	4.2	8.7	4.4	6.3	4.4	5.5	5.0	6.3	4.6	5.5	4.1	6.5	5.5
6. Already have	1.1	0.7	1.3	0.9	1.3	1.4	1.0	1.0	1.0	1.1	0.4	0.8	0.4	1.5	2.5	1.0
<i>Item 12270 Subject E01, O02</i>	<i>N</i> 2453	1121	1259	1588	297	514	609	829	501	1885	463	1200	537	244	401	36
A20I: Organizations concerned with environmental problems (Sierra Club, Friends of the Earth, etc.)?																
1. Definitely not	11.8	15.9	7.6	12.9	10.6	10.6	12.4	12.5	11.1	10.3	17.4	10.9	10.7	10.9	14.9	26.6
2. Probably not	18.1	18.6	18.1	19.0	14.3	17.7	17.6	18.8	18.0	18.6	17.1	17.0	20.4	17.9	18.3	16.2
3. Don't know	38.5	34.6	41.8	38.2	44.8	37.5	41.6	38.0	36.3	38.4	39.5	41.4	39.9	33.2	30.8	34.2
4. Probably will	21.3	20.6	22.1	20.1	20.4	23.1	16.6	21.8	24.6	22.1	17.4	20.7	19.8	25.8	24.0	14.0
5. Definitely will	7.7	7.0	8.4	7.0	8.7	8.1	9.1	6.2	8.1	7.7	6.8	7.2	8.2	7.7	8.8	5.4
6. Already have	2.6	3.3	2.0	2.7	1.2	3.0	2.7	2.6	1.9	2.8	1.8	2.7	1.0	4.5	3.2	3.6
<i>Item 12280 Subject F04, O02</i>	<i>N</i> 2458	1125	1261	1588	297	516	611	830	501	1888	466	1204	538	244	400	37

DESCRIPTIVE RESULTS: 2003

201

QUESTIONNAIRE FORM 5 2003	TOTAL	SEX		RACE		REGION				COLLEGE PLANS?		ILLICIT DRUG USE: LIFETIME					
		M	F	White	Black	NE	NC	S	W	Yes	No	None	Mari- juana Only	Few Pills	More Pills	Any Her- oin	
<i>N (Weighted No. of Cases):</i>	2531	1159	1273	1611	307	533	621	859	518	1915	479	1226	548	245	415	38	
<i>% of Weighted Total:</i>	100.0	45.8	50.3	63.6	12.1	21.1	24.5	34.0	20.5	75.7	18.9	48.5	21.7	9.7	16.4	1.5	
Now we have a different kind of question.																	
A21: How satisfied are you with your life as a whole these days?																	
1. Completely dissatisfied	1.6	2.2	1.1	1.6	1.2	2.0	1.7	1.1	1.8	1.4	2.3	1.1	1.8	1.2	2.3	6.5	
2. Quite dissatisfied	6.5	5.6	6.8	5.8	5.5	8.7	6.1	4.6	8.1	6.7	5.1	6.4	5.1	11.7	6.1	4.4	
3. Somewhat dissatisfied	7.8	9.2	6.5	7.1	6.1	8.1	8.2	6.5	9.2	7.6	8.5	6.8	10.0	5.9	8.7	11.4	
4. Neither, or mixed feelings	13.5	13.7	13.1	11.5	15.4	14.3	14.6	12.5	12.9	12.2	17.5	13.2	11.7	13.9	15.2	21.8	
5. Somewhat satisfied	23.5	22.4	24.8	24.2	24.4	25.2	22.4	23.4	23.0	22.7	25.6	22.3	25.5	17.0	27.4	37.2	
6. Quite satisfied	36.7	34.8	39.2	40.7	31.8	32.4	35.7	41.5	34.3	39.2	28.6	37.8	36.8	40.8	33.0	18.7	
7. Completely satisfied	10.4	12.1	8.5	9.1	15.6	9.3	11.2	10.4	10.7	10.2	12.3	12.3	9.1	9.4	7.3	-	
<i>Item 6840 Subject P01, Q01</i>	<i>N</i>	<i>2492</i>	<i>1148</i>	<i>1264</i>	<i>1604</i>	<i>302</i>	<i>526</i>	<i>616</i>	<i>846</i>	<i>504</i>	<i>1909</i>	<i>471</i>	<i>1224</i>	<i>541</i>	<i>245</i>	<i>409</i>	<i>36</i>
A22: These questions are about whether you think women are discriminated against in each of the following areas.																	
To what extent are women discriminated against . . .																	
A22A: In getting a college education?																	
1. Not at all	40.5	52.1	29.7	40.9	35.9	42.2	40.1	40.4	39.2	40.3	41.4	39.0	42.2	41.7	41.9	32.9	
2. Very little	27.4	21.2	33.8	30.6	17.1	28.7	25.2	27.0	29.7	28.4	23.3	26.8	27.4	32.4	28.2	23.3	
3. Some	15.5	9.6	21.2	13.8	21.2	14.6	15.4	15.8	16.3	15.7	17.1	16.5	14.4	12.3	16.1	9.7	
4. A good deal	2.2	1.4	2.9	1.4	6.2	2.1	1.9	2.3	2.3	2.2	1.1	2.5	2.3	0.9	1.9	-	
5. A great deal	1.9	2.4	0.9	1.2	3.9	1.6	2.9	2.0	0.9	1.7	2.0	1.7	1.3	1.6	2.8	-	
8. Don't know	12.5	13.3	11.4	12.0	15.6	10.8	14.5	12.7	11.6	11.6	15.1	13.4	12.5	11.0	9.0	34.1	
<i>Item 12290 Subject D06</i>	<i>N</i>	<i>2488</i>	<i>1146</i>	<i>1261</i>	<i>1599</i>	<i>302</i>	<i>525</i>	<i>615</i>	<i>841</i>	<i>506</i>	<i>1907</i>	<i>470</i>	<i>1222</i>	<i>545</i>	<i>243</i>	<i>406</i>	<i>36</i>
A22B: In gaining positions of leadership over men and women?																	
1. Not at all	8.2	13.3	2.9	8.1	7.4	8.4	7.3	7.4	10.3	7.0	12.9	7.0	9.5	6.3	9.4	8.0	
2. Very little	15.0	18.7	11.8	15.9	9.7	14.7	14.8	14.4	16.4	14.9	14.9	14.7	12.6	14.5	18.9	20.6	
3. Some	32.4	32.5	32.9	35.7	19.5	36.5	30.5	33.0	29.5	32.7	33.8	31.4	34.1	35.1	32.5	33.9	
4. A good deal	23.7	17.4	29.7	22.1	29.6	21.6	22.6	23.3	27.9	25.4	16.7	24.5	23.6	25.6	21.3	12.3	
5. A great deal	12.4	7.6	16.6	9.9	25.4	11.2	14.5	14.7	7.4	13.2	8.6	13.1	12.0	11.5	12.5	3.8	
8. Don't know	8.4	10.6	6.1	8.2	8.4	7.6	10.3	7.3	8.5	6.8	13.2	9.2	8.3	7.0	5.3	21.5	
<i>Item 12300 Subject D06</i>	<i>N</i>	<i>2488</i>	<i>1146</i>	<i>1263</i>	<i>1599</i>	<i>302</i>	<i>526</i>	<i>614</i>	<i>841</i>	<i>507</i>	<i>1908</i>	<i>470</i>	<i>1222</i>	<i>545</i>	<i>243</i>	<i>406</i>	<i>36</i>
A22C: In obtaining executive positions in business?																	
1. Not at all	10.8	15.9	5.8	10.6	11.2	11.6	10.1	10.3	11.8	9.6	15.6	10.1	9.8	8.7	13.8	13.2	
2. Very little	16.7	20.0	14.2	18.6	9.1	17.9	19.3	14.4	16.2	16.9	16.5	16.2	16.2	19.3	18.2	15.2	
3. Some	31.4	29.6	33.3	33.5	22.3	31.8	26.3	34.9	31.7	31.7	30.5	28.3	34.3	35.7	34.5	34.8	
4. A good deal	20.9	16.7	24.9	20.1	23.8	19.6	19.3	20.7	24.6	22.5	14.5	21.9	21.1	19.8	18.3	25.3	
5. A great deal	8.9	4.8	12.6	6.2	20.7	8.9	11.8	9.1	4.9	10.2	4.5	10.3	8.5	8.3	6.4	2.8	
8. Don't know	11.2	12.9	9.2	11.0	12.8	10.1	13.3	10.6	10.8	9.2	18.4	13.2	10.1	8.2	8.7	8.7	
<i>Item 12310 Subject D06</i>	<i>N</i>	<i>2486</i>	<i>1145</i>	<i>1263</i>	<i>1599</i>	<i>302</i>	<i>526</i>	<i>614</i>	<i>840</i>	<i>507</i>	<i>1907</i>	<i>469</i>	<i>1221</i>	<i>545</i>	<i>243</i>	<i>406</i>	<i>36</i>
A22D: In obtaining top jobs in the professions?																	
1. Not at all	14.1	20.2	8.3	13.7	14.3	15.5	14.6	12.0	15.6	12.9	18.2	13.2	13.4	12.6	16.7	20.5	
2. Very little	18.2	22.1	14.9	20.1	10.8	18.1	16.1	19.9	18.1	18.9	16.3	18.9	16.3	24.0	16.3	8.7	
3. Some	28.6	25.5	32.0	31.0	19.7	29.2	26.7	29.5	29.0	29.3	26.9	25.4	33.3	27.2	33.4	32.0	
4. A good deal	18.3	13.2	23.2	17.2	22.5	17.2	16.4	18.7	21.0	19.3	13.5	18.5	18.5	19.4	17.3	25.6	
5. A great deal	9.1	5.2	12.3	6.6	18.9	9.0	12.1	8.9	5.8	9.9	5.6	10.6	8.6	6.7	6.4	5.3	
8. Don't know	11.6	13.8	9.3	11.4	13.8	11.0	14.0	10.9	10.6	9.8	19.4	13.4	9.9	10.1	9.9	7.9	
<i>Item 12320 Subject D06</i>	<i>N</i>	<i>2482</i>	<i>1145</i>	<i>1259</i>	<i>1599</i>	<i>300</i>	<i>526</i>	<i>613</i>	<i>839</i>	<i>504</i>	<i>1905</i>	<i>468</i>	<i>1220</i>	<i>544</i>	<i>241</i>	<i>406</i>	<i>36</i>
A22E: In getting skilled labor jobs?																	
1. Not at all	14.8	20.4	9.3	14.7	13.7	18.1	14.0	14.2	13.6	15.0	14.9	14.4	13.8	17.0	14.7	15.3	
2. Very little	17.6	20.8	14.9	19.4	8.5	16.5	18.1	17.4	18.5	18.0	15.2	16.8	18.7	14.4	22.2	5.1	
3. Some	28.1	23.1	33.4	29.2	24.4	28.4	25.8	27.9	31.1	27.8	30.5	26.8	26.8	39.7	25.3	48.7	
4. A good deal	15.4	12.4	18.1	14.9	19.3	15.0	14.0	17.1	14.6	16.4	11.1	15.7	16.4	11.2	16.4	11.9	
5. A great deal	8.0	5.8	9.8	6.4	13.8	7.1	9.9	8.0	6.7	8.0	7.8	7.2	9.7	7.4	9.1	2.8	
8. Don't know	16.0	17.5	14.4	15.4	20.3	14.9	18.2	15.5	15.4	14.9	20.5	19.1	14.6	10.2	12.4	16.3	
<i>Item 12330 Subject D06</i>	<i>N</i>	<i>2480</i>	<i>1144</i>	<i>1258</i>	<i>1594</i>	<i>301</i>	<i>523</i>	<i>612</i>	<i>839</i>	<i>505</i>	<i>1900</i>	<i>470</i>	<i>1220</i>	<i>542</i>	<i>241</i>	<i>406</i>	<i>36</i>

QUESTIONNAIRE FORM 5 2003	TOTAL	SEX		RACE		REGION				COLLEGE PLANS?		ILLICIT DRUG USE: LIFETIME				
		M	F	White	Black	NE	NC	S	W	Yes	No	None	Mari- juana Only	Few Pills	More Pills	Any Her- oin
<i>N (Weighted No. of Cases):</i>	2531	1159	1273	1611	307	533	621	859	518	1915	479	1226	548	245	415	38
<i>% of Weighted Total:</i>	100.0	45.8	50.3	63.6	12.1	21.1	24.5	34.0	20.5	75.7	18.9	48.5	21.7	9.7	16.4	1.5
A22F: In getting elected to political office?																
1. Not at all	10.3	17.6	3.1	10.0	9.8	12.2	11.0	9.6	8.9	8.9	15.3	8.6	12.3	7.3	12.4	16.5
2. Very little	13.9	17.0	11.2	15.6	7.9	13.5	15.0	12.8	14.7	14.8	10.5	14.8	9.7	13.5	17.1	12.6
3. Some	22.0	20.4	23.8	23.5	15.5	22.4	20.0	21.8	24.3	21.9	22.6	21.9	22.9	24.7	20.5	10.6
4. A good deal	21.9	18.8	25.3	21.4	20.0	22.1	19.5	23.7	21.8	23.1	17.7	22.6	21.2	23.9	19.0	37.9
5. A great deal	21.3	13.0	28.8	19.8	31.1	19.1	23.9	21.6	20.0	22.8	15.7	20.5	22.8	22.7	22.6	14.4
8. Don't know	10.6	13.1	7.7	9.7	15.8	10.7	10.7	10.6	10.3	8.5	18.2	11.6	11.1	8.0	8.4	8.0
<i>Item 12340 Subject D06, H02</i>	<i>N</i> 2486	1144	1264	1597	302	524	615	840	507	1906	470	1222	545	241	406	36
A22G: In getting equal pay for equal work?																
1. Not at all	21.4	30.8	12.7	22.0	17.7	24.2	21.2	20.8	19.8	20.6	23.8	20.5	21.4	17.3	25.9	17.7
2. Very little	17.1	17.8	16.8	18.6	11.4	14.1	20.1	16.9	16.9	18.9	11.9	17.8	15.6	16.8	18.5	11.2
3. Some	21.3	18.5	24.1	22.6	14.1	25.5	17.7	21.0	21.9	20.8	24.6	19.7	23.6	25.6	18.5	39.2
4. A good deal	15.0	12.0	18.0	14.9	19.9	13.8	13.4	17.0	14.8	15.3	13.0	15.3	14.0	15.6	16.0	8.1
5. A great deal	12.8	6.2	18.6	10.2	21.0	11.5	13.6	12.8	13.0	13.2	10.2	13.2	12.2	15.8	11.1	8.0
8. Don't know	12.4	14.6	10.0	11.7	15.9	10.9	14.0	11.4	13.7	11.3	16.6	13.5	13.2	9.0	10.0	15.7
<i>Item 12350 Subject D06</i>	<i>N</i> 2486	1146	1263	1599	302	526	614	839	507	1908	470	1222	545	243	406	36
A23: The next questions ask for your opinions on the effects of using certain drugs and other substances. First, how much do you think people risk harming themselves (physically or in other ways), if they . . .																
A23A: Smoke one or more packs of cigarettes per day																
1. No risk	2.9	4.1	1.5	1.9	5.4	2.3	3.5	3.0	2.5	1.8	5.7	3.2	1.9	1.2	3.1	5.5
2. Slight risk	4.7	5.1	3.9	4.6	3.5	4.3	3.8	6.4	3.1	3.7	7.3	3.1	3.3	3.2	9.8	20.0
3. Moderate risk	18.4	22.7	14.9	20.0	13.8	15.2	19.4	19.5	18.5	17.0	24.3	13.5	20.4	22.3	28.5	17.5
4. Great risk	72.1	65.4	78.8	72.1	73.7	75.5	71.8	69.3	73.6	75.7	60.7	77.4	73.7	72.6	57.5	53.4
5. Can't say, drug unfamiliar	2.0	2.7	0.8	1.5	3.7	2.7	1.4	1.9	2.2	1.8	2.0	2.8	0.8	0.7	1.1	3.6
<i>Item 12360 Subject A14a</i>	<i>N</i> 2485	1147	1261	1597	304	522	610	847	506	1901	472	1218	544	245	409	36
A23B: Try marijuana (pot, weed) once or twice																
1. No risk	33.4	40.7	26.3	37.5	21.9	37.7	32.8	30.4	34.5	32.0	39.4	15.3	47.2	43.5	61.3	56.3
2. Slight risk	32.3	29.0	35.5	32.1	33.4	29.3	36.2	32.2	30.6	33.0	31.3	31.8	38.5	35.7	24.4	34.1
3. Moderate risk	15.0	13.0	17.0	14.0	15.7	13.4	15.8	14.4	16.5	15.3	14.4	22.8	7.5	8.3	6.0	5.5
4. Great risk	16.1	13.3	19.0	13.8	23.4	16.2	12.8	19.2	14.7	16.4	12.9	25.4	6.3	10.7	5.9	2.7
5. Can't say, drug unfamiliar	3.3	4.0	2.2	2.5	5.6	3.4	2.3	3.8	3.6	3.3	2.0	4.8	0.6	1.9	2.4	1.4
<i>Item 12370 Subject A14a</i>	<i>N</i> 2482	1145	1263	1597	303	524	608	844	505	1901	473	1218	543	244	410	36
A23C: Smoke marijuana occasionally																
1. No risk	14.4	18.3	10.7	15.1	13.5	17.1	13.5	13.8	13.6	12.3	21.9	4.7	15.6	14.9	37.7	50.2
2. Slight risk	27.2	29.6	24.7	30.7	18.4	29.4	28.6	23.8	28.8	27.6	27.1	15.4	43.1	38.3	34.6	36.6
3. Moderate risk	28.7	26.5	31.0	28.9	28.6	24.5	31.5	30.4	27.1	29.7	26.9	34.0	28.0	30.7	15.3	9.2
4. Great risk	26.6	21.9	31.6	23.1	33.2	26.0	24.5	28.2	27.2	27.4	22.0	41.4	12.7	14.2	10.2	2.7
5. Can't say, drug unfamiliar	3.1	3.6	2.0	2.2	6.3	3.0	1.9	3.8	3.3	3.0	2.0	4.5	0.6	1.9	2.1	1.4
<i>Item 12380 Subject A14a</i>	<i>N</i> 2480	1146	1260	1596	304	520	609	844	507	1900	473	1215	543	245	411	36
A23D: Smoke marijuana regularly																
1. No risk	7.6	10.5	4.7	6.4	10.2	7.7	6.3	9.4	5.9	5.1	16.7	4.0	7.1	5.9	17.2	32.5
2. Slight risk	12.0	14.7	9.8	13.5	10.4	14.9	10.3	11.0	12.6	11.3	15.2	4.0	15.4	16.7	27.8	24.8
3. Moderate risk	22.5	26.0	19.0	24.8	17.0	21.8	25.6	19.1	25.3	22.3	22.0	13.8	35.3	28.0	27.9	31.5
4. Great risk	54.9	45.4	64.6	53.1	56.3	52.2	55.8	57.2	53.0	58.4	44.0	74.0	41.7	47.5	25.0	9.7
5. Can't say, drug unfamiliar	3.0	3.4	2.0	2.1	6.0	3.4	2.1	3.3	3.2	2.8	2.2	4.3	0.6	1.9	2.1	1.4
<i>Item 12390 Subject A14a</i>	<i>N</i> 2483	1147	1262	1598	303	524	608	844	507	1904	471	1219	543	245	410	36
A23E: Try LSD once or twice																
1. No risk	5.2	8.0	2.4	4.8	4.5	6.5	4.9	4.1	5.9	4.3	7.7	3.3	4.2	1.6	11.8	23.0
2. Slight risk	17.0	18.9	15.7	19.9	8.5	18.2	17.5	16.2	16.5	17.1	16.8	13.0	19.1	20.5	24.1	23.5
3. Moderate risk	26.4	25.9	27.3	28.2	15.3	24.4	28.2	25.6	27.7	26.4	27.8	25.5	23.0	32.1	29.5	43.9
4. Great risk	36.2	32.9	38.7	36.5	39.5	34.6	35.2	39.0	34.4	37.7	31.1	40.6	40.2	35.0	21.9	8.3
5. Can't say, drug unfamiliar	15.2	14.3	15.9	10.6	32.3	16.3	14.2	15.2	15.5	14.6	16.6	17.7	13.4	10.8	12.7	1.4
<i>Item 12400 Subject A14a</i>	<i>N</i> 2484	1146	1264	1601	304	524	608	846	505	1903	473	1217	544	245	411	36

DESCRIPTIVE RESULTS: 2003

203

QUESTIONNAIRE FORM 5 2003	TOTAL	SEX		RACE		REGION				COLLEGE PLANS?		ILLICIT DRUG USE: LIFETIME				
		M	F	White	Black	NE	NC	S	W	Yes	No	None	Mari- juana Only	Few Pills	More Pills	Any Her- oin
<i>N (Weighted No. of Cases):</i>	2531	1159	1273	1611	307	533	621	859	518	1915	479	1226	548	245	415	38
<i>% of Weighted Total:</i>	100.0	45.8	50.3	63.6	12.1	21.1	24.5	34.0	20.5	75.7	18.9	48.5	21.7	9.7	16.4	1.5
A23F: Take LSD regularly																
1. No risk	2.8	4.2	1.1	1.5	3.8	2.1	2.2	3.2	3.3	1.7	5.4	2.5	2.9	0.6	3.0	8.4
2. Slight risk	1.4	2.0	1.0	1.3	2.7	0.9	2.0	1.4	1.3	1.2	2.2	0.9	1.5	1.2	2.8	6.5
3. Moderate risk	8.6	10.8	6.5	8.7	4.1	9.9	9.2	7.1	9.1	8.4	8.7	5.3	8.4	8.7	17.0	30.5
4. Great risk	72.3	68.8	76.0	78.1	58.0	71.7	72.2	73.3	71.4	74.3	67.7	74.2	74.0	78.6	64.6	53.3
5. Can't say, drug unfamiliar	14.9	14.1	15.4	10.5	31.4	15.3	14.5	15.0	14.8	14.3	16.0	17.1	13.2	11.0	12.6	1.4
<i>Item 12410 Subject A14a</i>	<i>N</i> 2480	1145	1261	1598	301	524	608	841	507	1901	471	1217	542	245	411	36
A23G: Try heroin once or twice																
1. No risk	3.1	4.6	1.5	2.1	3.8	2.5	2.8	3.5	3.7	2.2	5.9	3.5	2.7	0.6	2.9	11.5
2. Slight risk	9.2	9.4	9.3	8.7	9.5	8.2	9.6	9.2	9.7	9.2	8.5	8.0	8.0	10.9	12.7	18.5
3. Moderate risk	23.6	21.4	25.7	26.2	14.4	22.2	26.1	21.9	24.6	23.0	27.0	23.6	21.0	24.8	26.3	34.9
4. Great risk	58.0	57.3	58.9	58.2	60.3	59.7	56.3	59.0	56.6	60.6	49.7	57.6	64.5	59.6	52.3	33.7
5. Can't say, drug unfamiliar	6.1	7.3	4.6	4.8	12.0	7.3	5.2	6.4	5.3	5.0	8.9	7.3	3.8	4.1	5.9	1.4
<i>Item 12420 Subject A14a</i>	<i>N</i> 2482	1147	1261	1600	304	524	610	844	503	1904	471	1218	541	245	411	36
A23H: Take heroin occasionally																
1. No risk	2.4	3.5	1.1	1.4	3.1	1.7	2.1	2.7	3.0	1.4	5.0	2.4	2.6	0.4	2.5	4.6
2. Slight risk	1.9	2.5	1.4	1.5	2.6	2.0	2.1	2.0	1.3	1.6	2.7	1.8	1.6	1.0	1.9	12.0
3. Moderate risk	11.4	10.3	12.5	11.1	9.5	8.8	11.2	11.8	13.6	11.4	11.8	11.5	7.8	13.7	12.9	33.2
4. Great risk	78.5	76.8	80.5	81.3	73.6	80.7	79.6	77.6	76.2	80.8	72.0	77.2	84.5	80.6	77.7	41.9
5. Can't say, drug unfamiliar	5.9	6.9	4.5	4.7	11.1	6.9	5.0	5.9	5.9	4.8	8.5	7.2	3.5	4.2	5.1	8.4
<i>Item 12430 Subject A14a</i>	<i>N</i> 2483	1146	1263	1599	303	523	609	844	507	1904	472	1219	543	244	411	36
A23I: Take heroin regularly																
1. No risk	2.3	3.1	1.3	1.3	3.7	1.4	1.9	3.0	2.8	1.4	4.8	2.5	2.0	0.6	2.6	3.0
2. Slight risk	0.8	1.3	0.3	0.5	1.2	1.2	0.5	0.7	0.7	0.6	1.1	0.8	1.0	0.4	0.2	1.6
3. Moderate risk	2.1	2.6	1.5	1.8	2.7	1.5	2.6	1.9	2.3	1.7	2.7	1.1	1.5	1.7	4.7	8.6
4. Great risk	89.3	86.4	92.7	92.1	82.8	90.0	90.0	88.9	88.5	91.7	83.4	88.6	92.3	93.1	87.6	78.5
5. Can't say, drug unfamiliar	5.5	6.5	4.2	4.4	9.6	5.9	5.0	5.5	5.8	4.6	8.0	6.9	3.1	4.2	4.9	8.4
<i>Item 12440 Subject A14a</i>	<i>N</i> 2476	1143	1262	1598	301	523	609	838	507	1902	468	1214	542	245	411	36
A23J: Try barbiturates (downers, goofballs, reds, yellows, etc.) once or twice																
1. No risk	6.9	9.5	4.3	7.2	5.7	6.3	7.7	8.0	4.8	5.5	10.6	3.5	4.3	6.3	18.5	28.0
2. Slight risk	13.1	13.4	13.1	15.9	6.2	11.1	14.3	12.7	14.4	13.0	14.6	8.6	11.9	16.1	26.2	17.5
3. Moderate risk	20.6	21.2	20.2	23.1	11.2	26.0	19.8	18.7	19.1	21.4	17.4	20.4	20.4	24.4	20.8	14.3
4. Great risk	27.9	26.8	28.9	26.3	31.6	25.8	25.9	29.2	30.4	28.5	25.4	31.7	29.5	26.8	16.1	16.2
5. Can't say, drug unfamiliar	31.5	29.1	33.5	27.4	45.3	30.8	32.3	31.5	31.3	31.6	32.0	35.8	33.9	26.5	18.4	24.0
<i>Item 12450 Subject A14a</i>	<i>N</i> 2477	1145	1258	1595	303	524	605	842	506	1898	471	1216	543	243	409	36
A23K: Take barbiturates regularly																
1. No risk	3.2	4.5	1.7	2.4	4.1	2.5	3.5	3.2	3.7	2.1	6.2	2.7	2.6	0.4	6.1	9.4
2. Slight risk	3.5	4.5	2.7	4.3	1.5	2.0	3.9	4.8	2.5	3.1	5.2	0.7	1.1	3.9	13.8	17.8
3. Moderate risk	11.2	13.4	9.1	13.1	7.1	9.9	11.3	10.9	13.2	10.7	13.0	7.3	10.8	15.9	20.5	20.4
4. Great risk	49.6	46.9	53.0	52.1	43.3	52.8	48.3	49.6	48.0	51.6	43.3	52.5	52.0	52.8	40.5	17.3
5. Can't say, drug unfamiliar	32.3	30.7	33.5	28.1	44.1	32.8	32.9	31.5	32.6	32.5	32.4	36.7	33.6	27.0	19.2	35.1
<i>Item 12460 Subject A14a</i>	<i>N</i> 2466	1140	1253	1592	300	521	605	840	501	1892	469	1210	541	240	409	36
A23L: Try amphetamines (uppers, pep pills, bennies, speed) once or twice																
1. No risk	6.9	9.0	4.9	6.9	5.7	5.5	8.0	6.9	7.0	5.5	10.8	4.1	4.4	6.6	15.3	41.9
2. Slight risk	17.7	21.4	15.0	20.7	12.7	19.3	20.2	16.6	15.0	17.8	17.9	12.1	18.6	18.7	33.9	13.4
3. Moderate risk	25.6	23.1	27.6	28.4	14.3	28.6	23.8	25.7	24.5	26.7	22.1	25.8	25.4	29.5	23.3	29.5
4. Great risk	36.8	34.0	39.6	35.1	44.0	32.8	37.4	36.8	40.0	37.9	34.5	42.2	40.6	33.0	20.9	12.4
5. Can't say, drug unfamiliar	13.0	12.6	12.9	8.9	23.4	13.7	10.6	14.0	13.4	12.2	14.6	15.8	10.9	12.3	6.5	2.8
<i>Item 12470 Subject A14a</i>	<i>N</i> 2480	1143	1264	1598	304	524	608	843	504	1901	472	1216	544	244	410	36
A23M: Take amphetamines regularly																
1. No risk	2.8	3.8	1.4	1.8	3.7	2.0	2.5	3.0	3.5	1.7	5.6	2.7	2.3	0.4	3.7	13.0
2. Slight risk	4.1	5.3	3.2	4.7	3.7	3.7	5.3	4.6	2.5	3.4	6.8	0.9	2.2	4.8	14.1	17.9
3. Moderate risk	13.5	16.7	10.6	15.4	10.5	11.4	14.9	13.4	14.3	13.1	15.0	9.0	13.5	17.1	23.4	37.8
4. Great risk	65.6	60.7	70.7	67.8	58.6	69.4	64.0	64.4	65.5	68.5	57.4	71.5	69.4	65.0	49.7	21.5
5. Can't say, drug unfamiliar	14.0	13.4	14.0	10.2	23.6	13.5	13.3	14.6	14.3	13.4	15.2	15.9	12.6	12.7	9.1	9.8
<i>Item 12480 Subject A14a</i>	<i>N</i> 2478	1142	1263	1598	304	524	607	843	504	1898	473	1216	542	245	410	36

QUESTIONNAIRE FORM 5 2003	TOTAL	SEX		RACE		REGION				COLLEGE PLANS?		ILLCIT DRUG USE: LIFETIME				
		M	F	White	Black	NE	NC	S	W	Yes	No	None	Mari- juana Only	Few Pills	More Pills	Any Her- oin
<i>N (Weighted No. of Cases):</i>	2531	1159	1273	1611	307	533	621	859	518	1915	479	1226	548	245	415	38
<i>% of Weighted Total:</i>	100.0	45.8	50.3	63.6	12.1	21.1	24.5	34.0	20.5	75.7	18.9	48.5	21.7	9.7	16.4	1.5
A23N: Try cocaine once or twice																
1. No risk	5.3	7.3	3.2	5.2	4.9	2.9	5.8	6.3	5.6	3.9	9.5	3.2	3.4	2.2	12.9	36.2
2. Slight risk	12.7	12.1	13.8	13.0	8.4	12.0	13.1	11.7	14.6	12.9	12.1	8.8	12.7	16.9	21.7	18.5
3. Moderate risk	25.7	23.4	27.9	27.6	18.2	26.3	27.2	23.5	26.7	25.8	26.1	24.9	25.5	29.7	26.8	28.5
4. Great risk	51.0	50.9	51.1	49.8	59.3	52.2	50.0	52.9	47.8	52.4	47.0	56.4	55.3	46.7	34.7	15.5
5. Can't say, drug unfamiliar	5.3	6.2	4.1	4.5	9.1	6.5	3.9	5.6	5.3	5.0	5.4	6.7	3.1	4.5	3.8	1.4
<i>Item 12490 Subject A14a</i>	<i>N</i> 2479	1144	1263	1599	302	523	608	842	506	1903	471	1217	544	244	410	36
A23O: Take cocaine regularly																
1. No risk	2.5	3.5	1.4	1.7	3.9	1.5	1.9	3.1	2.9	1.7	4.5	2.2	2.0	0.4	3.5	9.4
2. Slight risk	1.7	2.2	1.2	1.4	2.4	1.3	1.6	2.1	1.7	1.2	3.4	1.0	1.0	1.3	3.3	19.5
3. Moderate risk	7.5	8.0	7.1	8.1	4.0	6.4	8.1	7.0	8.7	7.2	8.6	3.5	8.9	6.9	17.3	12.9
4. Great risk	83.0	80.2	86.4	84.6	80.6	85.7	83.8	82.7	80.0	85.4	76.4	87.2	84.5	87.3	71.7	49.8
5. Can't say, drug unfamiliar	5.3	6.1	3.9	4.1	9.0	5.1	4.5	5.1	6.6	4.5	7.1	6.1	3.6	4.0	4.2	8.4
<i>Item 12500 Subject A14a</i>	<i>N</i> 2472	1135	1263	1592	303	522	604	840	506	1893	471	1210	542	244	410	36
A23P: Try one or two drinks of an alcoholic beverage (beer, wine, liquor)																
1. No risk	48.8	57.0	41.3	55.2	31.4	49.6	51.4	46.1	49.5	47.9	53.8	34.1	59.9	59.9	71.4	56.5
2. Slight risk	31.9	24.8	39.1	30.9	31.9	31.3	32.1	33.4	30.0	33.5	27.9	38.8	28.0	28.3	20.3	28.9
3. Moderate risk	8.6	7.2	10.0	6.7	15.0	8.6	6.8	9.7	9.1	8.9	6.7	12.3	5.9	6.2	2.9	5.0
4. Great risk	8.4	8.2	8.3	5.9	16.1	7.5	8.3	8.5	9.1	7.7	9.5	11.6	6.0	4.9	3.5	8.2
5. Can't say, drug unfamiliar	2.2	2.8	1.3	1.3	5.6	3.0	1.4	2.3	2.4	2.0	2.2	3.2	0.3	0.8	1.9	1.4
<i>Item 12510 Subject A14a</i>	<i>N</i> 2471	1142	1256	1591	303	522	605	840	504	1893	472	1214	542	242	408	36
A23Q: Take one or two drinks nearly every day																
1. No risk	15.0	22.4	8.0	16.3	12.7	15.2	14.3	16.6	12.8	12.7	22.6	8.7	19.6	13.3	27.1	24.9
2. Slight risk	28.2	32.1	24.6	32.5	20.3	26.7	28.8	28.1	29.3	27.6	32.2	21.3	28.3	42.3	40.4	34.8
3. Moderate risk	34.4	28.1	41.1	34.2	29.7	34.1	39.0	32.5	32.7	36.5	28.4	39.3	37.3	29.0	21.8	20.4
4. Great risk	20.1	14.7	24.9	15.7	31.5	20.8	16.3	20.6	23.1	21.1	14.6	27.3	14.6	14.6	9.3	18.4
5. Can't say, drug unfamiliar	2.3	2.7	1.4	1.3	5.8	3.3	1.5	2.3	2.2	2.1	2.2	3.5	0.3	0.8	1.4	1.4
<i>Item 12520 Subject A14a</i>	<i>N</i> 2473	1140	1262	1596	302	522	603	842	505	1897	472	1214	543	243	408	36
A23R: Take four or five drinks nearly every day																
1. No risk	5.3	7.9	2.2	4.7	7.3	4.0	5.1	6.4	4.9	3.3	10.6	3.9	6.3	3.0	7.8	14.1
2. Slight risk	9.5	14.0	5.5	11.0	5.7	10.3	10.2	9.2	8.4	8.9	11.6	4.3	12.5	13.6	18.3	10.5
3. Moderate risk	25.1	28.9	21.5	28.8	18.5	22.4	26.9	25.3	25.4	24.3	30.3	19.0	25.2	36.9	35.9	36.1
4. Great risk	57.8	46.2	69.4	54.1	62.8	60.1	56.4	56.9	58.6	61.4	44.6	69.1	55.8	45.8	36.4	37.9
5. Can't say, drug unfamiliar	2.4	3.0	1.4	1.4	5.8	3.3	1.5	2.3	2.7	2.1	2.9	3.7	0.3	0.8	1.6	1.4
<i>Item 12530 Subject A14a</i>	<i>N</i> 2473	1144	1257	1595	301	518	606	842	507	1895	472	1214	541	245	409	36
A23S: Have five or more drinks once or twice each weekend																
1. No risk	10.8	16.0	5.7	12.0	8.8	10.8	12.4	10.5	9.4	8.8	16.6	5.8	10.9	9.2	24.6	19.4
2. Slight risk	15.5	19.8	12.0	17.5	7.8	15.7	15.9	15.1	15.7	16.0	14.5	7.5	24.6	20.7	24.4	23.2
3. Moderate risk	27.7	27.9	27.9	28.2	24.8	27.1	26.6	27.7	29.9	27.0	30.7	25.4	28.6	37.0	28.6	31.3
4. Great risk	43.5	33.5	52.7	41.1	52.3	43.3	43.3	44.1	42.9	46.1	34.9	57.5	35.5	32.3	21.4	24.6
5. Can't say, drug unfamiliar	2.4	2.7	1.7	1.3	6.4	3.1	1.8	2.6	2.1	2.0	3.2	3.7	0.4	0.8	1.1	1.4
<i>Item 12540 Subject A14a</i>	<i>N</i> 2479	1145	1262	1597	303	524	606	844	505	1902	471	1217	543	245	410	36
A23T: Take cocaine occasionally																
1. No risk	3.3	4.7	1.5	2.5	5.0	2.3	2.9	3.8	3.8	2.4	5.7	2.9	2.4	1.8	4.4	19.1
2. Slight risk	5.2	5.7	4.8	5.9	2.1	4.7	7.7	4.8	3.2	4.6	6.3	2.7	3.2	4.9	14.0	21.1
3. Moderate risk	17.0	16.0	18.1	19.1	8.0	15.6	17.4	15.4	20.7	16.9	18.0	14.9	15.4	18.3	25.3	21.3
4. Great risk	69.1	67.0	71.7	68.0	76.4	71.7	67.3	70.8	65.8	71.5	62.6	73.3	75.1	69.9	52.6	30.1
5. Can't say, drug unfamiliar	5.4	6.6	3.9	4.5	8.5	5.6	4.8	5.2	6.5	4.6	7.4	6.2	4.0	5.1	3.8	8.4
<i>Item 12495 Subject A14a</i>	<i>N</i> 2468	1139	1257	1584	304	524	602	838	504	1893	471	1211	542	245	405	36

QUESTIONNAIRE FORM 5 2003	TOTAL	SEX		RACE		REGION				COLLEGE PLANS?		ILLICIT DRUG USE: LIFETIME				
		M	F	White	Black	NE	NC	S	W	Yes	No	None	Mari- juana Only	Few Pills	More Pills	Any Her- oin
<i>N (Weighted No. of Cases):</i>	2531	1159	1273	1611	307	533	621	859	518	1915	479	1226	548	245	415	38
<i>% of Weighted Total:</i>	100.0	45.8	50.3	63.6	12.1	21.1	24.5	34.0	20.5	75.7	18.9	48.5	21.7	9.7	16.4	1.5
A23U: Use smokeless tobacco regularly (chewing tobacco, plug, dipping tobacco, snuff)																
1. No risk	5.0	7.5	2.5	4.7	6.7	3.4	4.9	5.9	5.2	3.8	8.4	3.1	4.7	4.7	9.2	12.8
2. Slight risk	15.4	18.5	12.8	17.5	12.5	13.9	17.3	17.4	11.3	14.1	19.4	11.2	18.8	17.4	22.1	20.1
3. Moderate risk	31.4	31.8	31.5	33.2	26.4	30.0	30.5	31.8	33.3	33.2	27.1	28.5	33.6	38.1	33.9	42.7
4. Great risk	43.3	37.4	48.7	41.6	44.9	46.1	44.5	39.8	44.8	44.4	39.6	50.6	40.0	37.9	31.4	21.8
5. Can't say, drug unfamiliar	4.9	4.8	4.5	3.0	9.5	6.5	2.9	5.0	5.4	4.6	5.5	6.6	2.9	1.9	3.4	2.6
<i>Item 12365 Subject A14a</i>	<i>N</i> 2480	1144	1264	1598	304	524	607	843	506	1901	473	1217	544	245	409	36
This section asks for your views and feelings about a number of different things.																
D01: Do you agree or disagree with each of the following?																
D01A: I take a positive attitude toward myself																
1. Disagree	3.2	2.7	3.4	2.7	1.3	3.8	2.6	3.2	3.2	2.9	4.4	2.5	3.8	3.6	3.7	9.7
2. Mostly disagree	6.5	5.8	7.3	7.3	1.3	7.2	7.7	4.5	7.7	6.6	5.5	6.2	5.5	8.1	8.6	-
3. Neither	10.1	9.2	10.7	10.6	8.6	9.7	12.7	8.4	9.9	9.3	12.6	8.1	11.5	8.8	12.7	34.4
4. Mostly agree	43.5	42.1	45.0	45.6	30.4	45.7	39.5	43.5	46.1	43.1	45.2	43.5	44.3	44.4	43.8	40.9
5. Agree	36.7	40.3	33.6	33.8	58.4	33.6	37.5	40.3	33.0	38.1	32.3	39.7	34.8	35.0	31.2	15.0
<i>Item 12550 Subject Q01</i>	<i>N</i> 2387	1106	1238	1575	286	496	588	820	483	1868	469	1184	518	225	398	36
D01B: Good luck is more important than hard work for success																
1. Disagree	35.8	32.9	38.6	35.1	41.3	34.8	30.6	39.9	36.1	36.9	31.3	38.8	32.5	37.2	31.8	24.2
2. Mostly disagree	36.6	36.9	36.4	39.2	24.1	38.5	38.9	33.0	38.0	38.3	30.6	36.2	40.7	35.8	35.8	16.9
3. Neither	18.9	20.2	18.0	18.8	18.4	20.0	20.8	17.7	17.6	17.8	23.2	18.2	17.5	16.9	23.2	29.1
4. Mostly agree	5.7	6.6	4.6	5.3	7.8	4.9	7.5	5.2	5.0	4.4	10.3	4.3	6.4	6.4	6.7	20.5
5. Agree	3.0	3.4	2.3	1.5	8.4	1.7	2.3	4.2	3.2	2.6	4.6	2.5	2.8	3.7	2.5	9.3
<i>Item 12560 Subject Q02</i>	<i>N</i> 2385	1105	1237	1575	286	496	586	818	485	1868	468	1184	519	225	396	36
D01C: I feel I am a person of worth, on an equal plane with others																
1. Disagree	2.5	2.6	1.9	2.1	2.7	2.9	2.6	2.2	2.4	2.1	3.7	2.0	3.0	1.9	3.0	9.7
2. Mostly disagree	4.2	3.6	4.5	4.2	2.8	6.2	3.4	3.4	4.7	3.8	5.3	4.5	3.0	3.5	5.1	12.0
3. Neither	12.8	13.9	12.0	13.6	8.3	12.0	15.1	10.7	14.6	11.6	17.0	11.0	15.8	12.2	15.1	4.2
4. Mostly agree	39.8	39.5	40.4	40.4	34.8	39.1	40.8	37.1	44.0	39.6	41.0	38.8	40.4	39.7	40.7	54.3
5. Agree	40.6	40.4	41.1	39.8	51.4	39.9	38.2	46.6	34.3	42.8	33.0	43.7	37.8	42.8	36.1	19.7
<i>Item 12570 Subject Q01</i>	<i>N</i> 2379	1105	1230	1572	285	493	586	817	482	1862	467	1181	515	224	396	36
D01D: I am able to do things as well as most other people																
1. Disagree	1.8	1.6	1.5	1.4	2.6	2.3	2.0	1.7	1.4	1.3	3.3	1.5	1.7	1.1	2.6	8.0
2. Mostly disagree	3.1	3.6	2.7	3.2	1.7	2.9	3.8	2.2	3.8	2.5	5.4	2.6	2.4	4.6	3.8	12.0
3. Neither	7.7	7.7	7.6	8.2	5.6	8.1	10.1	6.9	5.8	6.9	10.2	7.9	8.7	6.8	6.7	4.2
4. Mostly agree	40.5	37.9	43.6	42.9	31.3	42.4	41.6	37.9	41.8	39.6	42.9	40.3	39.5	38.5	43.2	53.8
5. Agree	46.9	49.3	44.6	44.3	58.8	44.2	42.6	51.3	47.2	49.6	38.2	47.7	47.8	49.0	43.6	21.9
<i>Item 12580 Subject Q01</i>	<i>N</i> 2368	1096	1229	1565	285	487	584	816	481	1853	464	1174	512	224	395	36
D01E: Every time I try to get ahead, something or somebody stops me																
1. Disagree	17.2	16.7	17.4	15.1	24.1	18.7	15.0	17.1	18.4	18.5	12.6	18.5	17.3	15.6	14.8	12.4
2. Mostly disagree	32.2	29.2	35.3	35.1	23.4	30.8	34.6	31.6	31.8	34.3	24.5	34.1	31.4	36.6	28.2	6.1
3. Neither	25.7	26.1	25.4	25.7	22.4	28.3	24.1	25.3	25.8	24.9	27.7	25.1	25.6	27.8	26.8	26.6
4. Mostly agree	18.0	19.1	16.9	17.4	22.9	15.3	19.0	19.7	17.0	16.2	25.0	15.6	20.8	15.1	20.6	37.3
5. Agree	6.8	8.9	4.9	6.6	7.3	6.9	7.3	6.3	7.1	6.1	10.2	6.6	4.9	4.9	9.5	17.6
<i>Item 12590 Subject Q02</i>	<i>N</i> 2367	1100	1226	1569	281	492	581	814	480	1854	463	1177	511	223	396	36

QUESTIONNAIRE FORM 5 2003	TOTAL	SEX		RACE		REGION				COLLEGE PLANS?		ILLICIT DRUG USE: LIFETIME				
		M	F	White	Black	NE	NC	S	W	Yes	No	None	Mari- juana Only	Few Pills	More Pills	Any Her- oin
<i>N (Weighted No. of Cases):</i>	2531	1159	1273	1611	307	533	621	859	518	1915	479	1226	548	245	415	38
<i>% of Weighted Total:</i>	100.0	45.8	50.3	63.6	12.1	21.1	24.5	34.0	20.5	75.7	18.9	48.5	21.7	9.7	16.4	1.5
D01F: Planning only makes a person unhappy since plans hardly ever work out anyway																
1. Disagree	26.6	23.3	29.6	26.2	30.4	23.7	26.6	28.3	26.7	28.4	20.2	30.1	25.3	26.5	20.0	8.9
2. Mostly disagree	32.1	31.3	32.7	33.2	25.4	35.5	34.3	27.4	33.7	34.3	23.9	30.8	37.1	33.7	30.5	19.4
3. Neither	20.5	20.2	20.7	20.9	20.0	21.3	20.8	19.6	20.7	19.4	23.8	21.9	17.2	17.9	20.7	33.9
4. Mostly agree	14.4	16.7	12.6	14.1	16.1	12.2	12.4	16.8	14.9	12.1	23.1	11.2	15.7	16.3	20.7	17.1
5. Agree	6.5	8.5	4.4	5.6	8.1	7.3	5.9	7.8	4.0	5.8	9.1	5.9	4.7	5.5	8.2	20.7
<i>Item 12600 Subject Q02</i>	<i>N</i> 2359	1091	1224	1566	282	490	579	809	480	1847	462	1175	508	224	391	36
D01G: People who accept their condition in life are happier than those who try to change things																
1. Disagree	16.7	16.5	16.9	15.6	18.8	17.7	16.9	15.1	18.2	18.0	12.2	17.7	15.1	17.3	16.9	13.1
2. Mostly disagree	19.4	20.1	19.2	21.1	12.3	23.3	22.6	16.3	16.9	20.2	16.5	20.0	19.9	20.2	17.9	15.7
3. Neither	25.9	25.8	25.7	26.3	21.2	24.8	23.9	26.5	28.5	25.8	25.5	25.2	25.5	27.1	26.1	39.0
4. Mostly agree	24.3	23.7	25.2	25.6	25.4	23.7	25.7	24.9	22.3	23.3	27.9	24.1	25.3	20.6	27.0	18.6
5. Agree	13.6	13.9	13.1	11.4	22.3	10.5	10.9	17.2	14.0	12.7	17.8	13.0	14.1	14.9	12.0	13.6
<i>Item 12610 Subject Q02</i>	<i>N</i> 2355	1091	1221	1564	280	489	580	806	481	1848	461	1174	508	223	389	36
D01H: On the whole, I'm satisfied with myself																
1. Disagree	3.9	4.0	3.5	2.9	3.3	5.1	2.7	4.1	3.8	3.5	5.1	3.2	4.4	6.2	3.5	9.5
2. Mostly disagree	6.0	5.9	6.1	6.1	3.0	8.1	6.9	4.3	5.5	5.9	5.4	5.1	7.1	5.7	7.6	5.9
3. Neither	11.3	10.6	11.9	11.4	6.1	11.5	12.6	9.3	12.7	10.4	14.3	9.6	13.7	8.1	14.7	14.8
4. Mostly agree	38.7	35.3	41.9	39.9	33.7	38.6	38.6	40.4	35.9	38.6	39.4	39.0	36.9	41.8	36.5	59.8
5. Agree	40.2	44.1	36.5	39.7	53.9	36.7	39.2	41.8	42.1	41.6	35.8	43.0	37.8	38.2	37.7	10.0
<i>Item 12620 Subject P01, Q01</i>	<i>N</i> 2355	1089	1223	1566	281	488	581	808	479	1846	462	1173	509	223	388	36
D01I: People like me don't have much of a chance to be successful in life																
1. Disagree	57.7	54.8	60.2	57.5	66.2	56.1	55.6	61.7	55.3	61.6	43.5	60.9	57.6	56.6	52.2	30.5
2. Mostly disagree	22.4	22.1	23.0	23.5	13.4	21.7	24.0	20.4	24.6	21.9	25.0	22.6	23.2	23.0	22.5	14.4
3. Neither	12.9	13.3	12.2	13.4	11.1	13.8	14.4	11.9	11.9	11.0	18.8	10.9	12.5	14.3	15.4	41.4
4. Mostly agree	4.5	6.1	3.2	3.7	5.3	5.7	3.6	3.8	5.4	3.9	6.7	3.7	5.6	1.7	6.5	7.7
5. Agree	2.5	3.7	1.5	2.0	4.1	2.8	2.5	2.1	2.8	1.5	6.0	1.9	1.1	4.4	3.5	6.0
<i>Item 12630 Subject Q02</i>	<i>N</i> 2351	1087	1222	1566	279	489	578	808	476	1848	456	1174	504	224	388	36
D01J: When I make plans, I am almost certain that I can make them work																
1. Disagree	2.5	3.3	1.5	1.8	2.1	3.2	2.7	2.2	2.2	2.1	4.2	2.1	2.5	2.8	3.1	10.4
2. Mostly disagree	6.7	7.5	6.1	7.4	4.4	6.9	5.8	7.5	6.2	5.7	10.6	6.5	7.1	4.9	8.0	6.2
3. Neither	17.2	15.9	18.1	17.9	12.5	19.8	16.4	16.3	16.9	16.7	18.9	16.7	16.1	18.7	18.3	31.8
4. Mostly agree	44.7	43.8	46.2	46.3	39.7	42.1	47.4	46.5	40.9	45.7	41.9	44.0	46.0	49.7	44.4	39.1
5. Agree	28.9	29.5	28.1	26.7	41.3	27.8	27.7	27.5	33.8	29.9	24.4	30.8	28.3	23.9	26.3	12.6
<i>Item 12640 Subject Q02</i>	<i>N</i> 2354	1088	1222	1566	281	489	578	810	478	1848	458	1175	505	224	388	36
D01K: A lot of times I feel lonely																
1. Disagree	26.9	29.7	23.9	26.9	31.7	26.6	25.7	28.6	26.0	26.7	27.8	27.7	25.7	31.5	23.9	18.0
2. Mostly disagree	26.0	24.2	27.6	27.7	21.2	26.0	27.6	27.3	22.0	27.4	21.6	27.1	27.5	24.3	24.9	7.3
3. Neither	18.9	19.7	18.3	19.6	14.4	19.8	20.9	16.8	19.2	17.4	23.1	19.1	19.3	13.1	18.8	28.4
4. Mostly agree	18.5	17.0	20.4	16.6	20.7	18.3	14.9	17.6	24.7	19.0	16.8	17.1	20.3	18.7	20.4	23.9
5. Agree	9.6	9.4	9.8	9.3	11.9	9.3	11.0	9.7	8.1	9.5	10.8	9.0	7.3	12.4	12.0	22.3
<i>Item 12650 Subject Q03</i>	<i>N</i> 2340	1077	1217	1556	279	478	573	812	477	1829	458	1167	510	219	381	36
D01L: I feel I do not have much to be proud of																
1. Disagree	45.0	47.4	42.9	45.1	52.8	44.8	44.4	48.3	40.6	47.4	36.7	48.2	44.9	44.0	39.3	14.7
2. Mostly disagree	27.5	24.4	30.5	29.4	21.8	27.9	28.2	27.2	26.8	27.4	27.1	28.0	27.0	27.4	28.9	13.6
3. Neither	13.1	14.3	12.0	12.3	11.9	11.7	13.8	11.4	16.5	11.3	19.8	11.5	14.7	10.0	16.2	21.3
4. Mostly agree	10.1	9.4	10.8	10.0	8.0	10.9	9.2	9.7	11.2	9.5	12.0	8.3	11.0	11.5	10.5	42.2
5. Agree	4.3	4.6	3.9	3.3	5.4	4.7	4.4	3.5	4.9	4.3	4.4	4.0	2.5	7.2	5.1	8.2
<i>Item 12660 Subject Q01</i>	<i>N</i> 2338	1078	1215	1558	278	479	574	809	476	1830	458	1167	509	219	380	36

DESCRIPTIVE RESULTS: 2003

207

QUESTIONNAIRE FORM 5 2003	TOTAL	SEX		RACE		REGION				COLLEGE PLANS?		ILLICIT DRUG USE: LIFETIME				
		M	F	White	Black	NE	NC	S	W	Yes	No	None	Mari- juana Only	Few Pills	More Pills	Any Her- oin
<i>N (Weighted No. of Cases):</i>	2531	1159	1273	1611	307	533	621	859	518	1915	479	1226	548	245	415	38
<i>% of Weighted Total:</i>	100.0	45.8	50.3	63.6	12.1	21.1	24.5	34.0	20.5	75.7	18.9	48.5	21.7	9.7	16.4	1.5
D01M: There is always someone I can turn to if I need help																
1. Disagree	3.6	4.0	3.0	3.2	4.6	5.8	3.5	3.2	2.5	2.9	6.4	2.6	3.1	4.4	5.4	13.0
2. Mostly disagree	4.6	5.3	3.8	4.1	3.8	4.9	4.5	5.3	3.2	4.5	5.2	4.5	4.3	4.9	5.3	6.0
3. Neither	7.9	10.5	5.6	7.4	6.2	5.8	9.3	7.2	9.2	7.1	10.1	7.1	9.9	6.7	7.1	12.9
4. Mostly agree	27.2	27.8	27.0	26.1	28.9	29.4	26.3	25.5	29.0	26.5	30.1	26.7	30.1	27.8	25.9	18.2
5. Agree	56.7	52.4	60.6	59.3	56.4	54.1	56.4	58.8	56.0	59.0	48.2	59.2	52.6	56.2	56.2	49.9
<i>Item 12670 Subject Q03</i>	<i>N</i> 2336	1077	1215	1555	279	477	574	810	475	1830	454	1166	509	219	380	36
D01N: Sometimes I think that I am no good at all																
1. Disagree	41.2	45.0	37.6	39.6	53.4	40.0	38.8	43.4	41.5	41.7	38.7	43.4	40.6	39.8	38.7	15.6
2. Mostly disagree	22.6	21.8	23.3	24.5	15.9	24.2	25.1	21.5	20.0	23.3	20.4	23.9	22.6	22.4	20.2	7.7
3. Neither	15.5	15.5	15.7	15.8	14.7	13.5	18.3	14.8	15.6	14.6	18.8	14.4	17.2	12.6	15.1	46.6
4. Mostly agree	13.3	11.1	15.4	13.7	10.8	15.4	12.0	12.3	14.6	12.8	15.9	11.0	14.2	15.7	18.3	16.8
5. Agree	7.3	6.6	7.9	6.4	5.2	6.9	5.8	8.0	8.3	7.5	6.2	7.4	5.5	9.5	7.7	13.3
<i>Item 12680 Subject Q01</i>	<i>N</i> 2333	1075	1214	1551	278	477	573	809	473	1826	455	1167	506	218	379	35
D01O: I often feel left out of things																
1. Disagree	27.2	32.6	22.2	25.0	39.3	28.8	25.5	27.1	28.0	26.8	27.9	25.8	27.6	29.0	30.3	7.7
2. Mostly disagree	25.8	23.5	27.4	29.0	19.0	24.1	26.1	28.4	22.7	27.1	22.1	28.6	22.9	26.5	22.1	13.9
3. Neither	18.9	18.3	19.8	19.6	16.5	19.4	19.1	16.4	22.3	17.5	22.9	15.5	24.7	17.4	19.8	47.0
4. Mostly agree	20.1	18.3	21.8	18.9	19.2	19.9	20.2	20.3	19.8	20.4	19.7	22.0	18.9	17.0	18.4	19.3
5. Agree	8.0	7.3	8.8	7.5	6.0	7.8	9.2	7.7	7.2	8.3	7.4	8.1	5.9	10.1	9.3	12.2
<i>Item 12690 Subject Q03</i>	<i>N</i> 2327	1071	1212	1550	275	477	569	808	474	1823	452	1163	508	218	378	34
D01P: I believe a person is master of his/her own fate																
1. Disagree	6.9	6.2	7.0	6.5	8.6	8.6	5.9	8.2	4.1	6.2	9.5	7.9	4.3	6.7	5.6	18.3
2. Mostly disagree	5.3	5.5	4.9	4.9	6.4	3.0	5.6	5.9	6.1	5.4	4.6	6.1	3.8	5.7	4.5	2.2
3. Neither	20.4	19.0	22.0	20.6	19.9	18.6	23.9	18.0	22.3	20.0	21.3	20.5	21.7	22.9	17.1	28.4
4. Mostly agree	30.4	27.9	32.9	32.7	21.8	31.2	33.7	28.1	29.4	30.2	31.5	28.9	36.2	27.3	29.2	33.1
5. Agree	37.0	41.4	33.2	35.3	43.3	38.6	30.8	39.8	38.1	38.1	33.1	36.6	34.0	37.4	43.6	18.0
<i>Item 12700 Subject Q02</i>	<i>N</i> 2324	1074	1207	1550	274	472	572	805	474	1819	453	1158	508	218	379	36
D01Q: There is usually someone I can talk to, if I need to																
1. Disagree	3.6	3.8	3.0	2.8	5.2	5.3	2.7	3.2	3.5	2.6	6.6	2.4	2.8	4.3	5.2	16.3
2. Mostly disagree	3.5	3.9	3.0	3.3	2.7	3.5	2.7	4.7	2.6	3.0	5.7	3.3	2.8	5.3	3.2	9.6
3. Neither	7.3	10.2	4.8	7.4	7.1	7.7	9.5	6.0	6.7	6.3	10.9	6.0	8.9	6.5	9.3	15.1
4. Mostly agree	26.8	27.4	26.9	26.5	26.0	28.0	30.3	22.3	29.2	26.6	28.0	26.9	30.7	23.6	24.6	16.6
5. Agree	58.7	54.6	62.3	60.1	59.0	55.6	54.8	63.8	58.1	61.5	48.8	61.4	54.8	60.3	57.7	42.4
<i>Item 12710 Subject Q03</i>	<i>N</i> 2329	1072	1212	1551	276	477	570	808	475	1824	453	1164	506	218	378	36
D01R: I feel that I can't do anything right																
1. Disagree	44.7	48.1	41.3	43.2	51.9	43.1	44.4	47.9	41.1	46.2	38.6	46.8	43.2	43.1	44.0	21.5
2. Mostly disagree	27.6	24.0	31.1	29.7	21.8	28.0	29.0	26.5	27.0	29.0	23.3	28.1	28.1	31.1	25.0	15.9
3. Neither	16.0	15.4	16.5	16.3	14.1	16.8	17.9	12.8	18.3	13.8	23.9	14.3	17.7	14.9	17.0	40.2
4. Mostly agree	7.1	7.0	7.0	6.8	7.3	7.4	5.1	8.5	6.8	6.7	8.7	6.8	6.3	6.2	8.7	10.1
5. Agree	4.7	5.5	4.1	3.9	4.9	4.7	3.5	4.2	6.8	4.3	5.5	4.0	4.7	4.6	5.3	12.3
<i>Item 12720 Subject Q01</i>	<i>N</i> 2312	1061	1208	1540	272	473	566	799	474	1810	451	1154	503	218	376	36
D01S: I often wish I had more good friends																
1. Disagree	24.2	27.3	21.0	23.1	22.6	24.7	23.2	23.8	25.8	23.8	25.3	23.1	23.4	24.1	30.2	12.3
2. Mostly disagree	16.6	16.4	17.2	18.2	12.2	19.0	16.5	15.4	16.1	18.0	12.3	17.6	15.0	16.1	16.5	8.8
3. Neither	17.4	18.7	16.1	17.5	17.7	17.4	18.0	16.4	18.3	17.2	17.8	16.6	20.2	15.6	14.7	34.0
4. Mostly agree	23.9	23.9	24.0	25.4	23.5	22.4	25.0	25.6	21.3	22.8	28.1	23.8	23.2	23.9	24.5	31.1
5. Agree	17.9	13.7	21.7	15.8	24.0	16.6	17.3	18.8	18.5	18.3	16.5	19.0	18.2	20.3	14.1	13.8
<i>Item 12730 Subject Q03</i>	<i>N</i> 2315	1063	1209	1541	275	475	567	800	472	1814	450	1157	504	218	377	36

QUESTIONNAIRE FORM 5 2003	TOTAL	SEX		RACE		REGION				COLLEGE PLANS?		ILLICIT DRUG USE: LIFETIME				
		M	F	White	Black	NE	NC	S	W	Yes	No	None	Mari- juana Only	Few Pills	More Pills	Any Her- oin
<i>N (Weighted No. of Cases):</i>	2531	1159	1273	1611	307	533	621	859	518	1915	479	1226	548	245	415	38
<i>% of Weighted Total:</i>	100.0	45.8	50.3	63.6	12.1	21.1	24.5	34.0	20.5	75.7	18.9	48.5	21.7	9.7	16.4	1.5
D01T: Planning ahead makes things turn out better																
1. Disagree	4.8	5.0	4.0	3.7	7.2	6.4	3.5	5.7	3.1	3.3	10.2	4.9	2.6	4.4	5.5	14.9
2. Mostly disagree	7.8	9.4	6.5	8.5	4.5	10.0	9.4	6.5	5.8	6.8	11.7	7.6	5.8	6.3	10.9	17.4
3. Neither	21.9	20.8	22.8	22.4	20.0	21.7	21.8	21.3	23.2	21.5	21.5	19.0	24.7	27.3	23.1	27.9
4. Mostly agree	38.8	35.7	41.7	41.2	28.4	37.7	41.2	37.6	39.0	40.6	33.5	39.3	42.5	31.6	37.6	33.7
5. Agree	26.8	29.1	25.0	24.2	40.0	24.2	24.2	28.9	29.0	27.7	23.1	29.2	24.5	30.5	23.0	6.1
<i>Item 12740 Subject Q02</i>	<i>N 2317</i>	<i>1067</i>	<i>1208</i>	<i>1544</i>	<i>275</i>	<i>475</i>	<i>566</i>	<i>803</i>	<i>473</i>	<i>1815</i>	<i>452</i>	<i>1156</i>	<i>505</i>	<i>218</i>	<i>378</i>	<i>36</i>
D01U: I feel that my life is not very useful																
1. Disagree	52.2	52.5	52.0	50.2	67.0	51.3	48.2	57.4	49.1	54.3	44.4	55.3	52.8	51.6	45.6	20.8
2. Mostly disagree	22.6	20.6	24.5	25.2	13.6	20.7	26.4	21.1	22.6	23.0	22.2	22.4	21.9	22.0	25.2	25.1
3. Neither	15.0	15.7	14.2	15.4	11.5	17.9	15.7	13.1	14.5	13.4	20.5	13.4	16.5	12.2	17.0	33.3
4. Mostly agree	6.6	7.4	5.9	6.6	4.7	6.8	6.8	5.3	8.5	6.0	8.7	5.2	6.8	8.0	8.8	16.9
5. Agree	3.5	3.8	3.4	2.7	3.1	3.3	2.8	3.1	5.3	3.3	4.2	3.7	2.0	6.2	3.3	4.0
<i>Item 12750 Subject Q01</i>	<i>N 2314</i>	<i>1064</i>	<i>1207</i>	<i>1542</i>	<i>274</i>	<i>475</i>	<i>565</i>	<i>803</i>	<i>471</i>	<i>1814</i>	<i>449</i>	<i>1157</i>	<i>505</i>	<i>218</i>	<i>376</i>	<i>36</i>
D01V: I usually have a few friends around that I can get together with																
1. Disagree	5.7	6.1	4.7	4.2	10.2	6.0	6.9	6.4	2.8	4.8	9.6	6.1	5.7	3.3	5.0	13.9
2. Mostly disagree	5.3	5.1	5.5	4.9	4.5	5.8	4.6	5.5	5.2	5.1	6.5	5.7	4.3	5.1	4.5	12.0
3. Neither	10.5	11.7	9.3	9.8	11.2	8.5	12.6	9.1	12.4	10.0	11.8	10.8	10.6	7.6	9.6	17.1
4. Mostly agree	36.2	36.6	36.3	38.0	28.2	34.9	40.0	35.7	33.7	35.3	39.9	36.8	38.6	35.3	33.7	18.2
5. Agree	42.3	40.5	44.2	43.0	45.8	44.8	35.8	43.2	46.0	44.9	32.2	40.5	40.8	48.7	47.3	38.7
<i>Item 12760 Subject Q03</i>	<i>N 2308</i>	<i>1060</i>	<i>1205</i>	<i>1539</i>	<i>273</i>	<i>475</i>	<i>564</i>	<i>801</i>	<i>468</i>	<i>1810</i>	<i>449</i>	<i>1150</i>	<i>505</i>	<i>218</i>	<i>376</i>	<i>36</i>
D01W: I am eager to leave home and live on my own—independent from my parents																
1. Disagree	7.6	6.2	8.0	5.9	9.0	5.7	6.8	8.6	8.8	7.0	10.5	10.0	6.0	4.4	4.3	5.8
2. Mostly disagree	10.1	11.5	9.1	10.5	6.5	13.9	10.1	7.9	9.9	10.4	9.1	12.1	8.0	10.0	7.4	-
3. Neither	18.9	20.2	17.5	17.6	18.0	18.5	20.4	19.0	17.5	18.4	20.7	19.6	20.1	13.9	17.4	26.8
4. Mostly agree	28.0	28.4	28.1	30.5	26.1	29.4	26.5	29.4	26.0	29.2	23.1	29.4	27.7	26.4	26.3	15.8
5. Agree	35.3	33.7	37.3	35.4	40.4	32.4	36.2	35.0	37.8	35.0	36.5	28.8	38.2	45.3	44.7	51.6
<i>Item 13950 Subject I03, Q01</i>	<i>N 2313</i>	<i>1064</i>	<i>1205</i>	<i>1543</i>	<i>273</i>	<i>475</i>	<i>565</i>	<i>802</i>	<i>471</i>	<i>1810</i>	<i>452</i>	<i>1156</i>	<i>506</i>	<i>218</i>	<i>374</i>	<i>36</i>
D01X: I feel hesitant about taking a full-time job and becoming part of the "adult world"																
1. Disagree	28.8	32.3	25.3	28.0	35.6	29.2	27.5	30.7	26.8	27.8	33.6	29.8	24.2	32.2	30.9	21.5
2. Mostly disagree	21.0	21.7	20.7	21.9	24.7	18.8	21.5	22.2	20.5	22.2	16.2	21.1	21.8	21.5	20.8	7.4
3. Neither	16.9	18.8	15.3	16.2	14.8	17.1	18.1	16.3	16.1	16.4	18.0	16.9	19.0	12.6	15.4	19.8
4. Mostly agree	21.7	18.4	24.8	23.5	13.8	22.7	21.7	20.1	23.4	22.2	20.3	21.8	24.5	20.2	20.6	9.0
5. Agree	11.6	8.9	14.0	10.4	11.1	12.2	11.2	10.6	13.1	11.4	11.9	10.4	10.5	13.6	12.3	42.3
<i>Item 13960 Subject I03, Q01</i>	<i>N 2307</i>	<i>1059</i>	<i>1205</i>	<i>1541</i>	<i>273</i>	<i>476</i>	<i>562</i>	<i>802</i>	<i>468</i>	<i>1807</i>	<i>449</i>	<i>1154</i>	<i>504</i>	<i>217</i>	<i>373</i>	<i>36</i>
The next two questions ask your views about different lifestyles that have been in the news lately.																
D02: A man and a woman who live together without being married are . . .																
(NOTE: This question was omitted in the questionnaires administered in California, beginning in 1997, due to state requirements.)																
1. Experimenting with a worthwhile alternative lifestyle	16.7	18.7	15.1	17.0	17.9	20.4	16.9	14.7	15.8	15.6	21.5	14.2	18.4	16.3	21.7	23.9
2. Doing their own thing and not affecting anyone else	55.0	51.2	58.0	55.4	48.8	58.9	53.5	53.6	55.2	54.9	53.8	49.8	60.6	63.4	60.1	58.3
3. Living in a way that could be destructive to society	6.0	6.8	5.3	5.5	6.5	4.1	8.2	6.1	4.2	6.2	5.5	7.0	5.9	3.3	3.0	10.0
4. Violating a basic principle of human morality	12.6	11.3	13.9	13.7	11.8	9.4	10.7	15.6	13.2	13.6	8.7	18.7	6.9	9.5	4.6	-
8. None of the above	9.8	11.9	7.6	8.5	15.0	7.3	10.7	10.1	11.5	9.7	10.5	10.3	8.2	7.5	10.6	7.8
<i>Item 12770 Subject D03</i>	<i>N 2077</i>	<i>941</i>	<i>1096</i>	<i>1447</i>	<i>253</i>	<i>469</i>	<i>554</i>	<i>783</i>	<i>270</i>	<i>1628</i>	<i>407</i>	<i>1051</i>	<i>442</i>	<i>196</i>	<i>332</i>	<i>35</i>

QUESTIONNAIRE FORM 5 2003	TOTAL	SEX		RACE		REGION				COLLEGE PLANS?		ILLICIT DRUG USE: LIFETIME				
		M	F	White	Black	NE	NC	S	W	Yes	No	None	Mari- juana Only	Few Pills	More Pills	Any Her- oin
<i>N (Weighted No. of Cases):</i>	2531	1159	1273	1611	307	533	621	859	518	1915	479	1226	548	245	415	38
<i>% of Weighted Total:</i>	100.0	45.8	50.3	63.6	12.1	21.1	24.5	34.0	20.5	75.7	18.9	48.5	21.7	9.7	16.4	1.5
D03: A man and a woman who decide to have and raise a child out of wedlock are . . . (NOTE: This question was omitted in the questionnaires administered in California, beginning in 1997, due to state requirements.)																
1. Experimenting with a worthwhile alternative lifestyle	9.2	11.5	7.2	9.3	11.1	12.8	8.1	9.1	5.3	8.2	12.8	7.7	9.8	9.6	11.9	14.4
2. Doing their own thing and not affecting anyone else	44.6	41.2	47.6	44.1	41.2	50.3	39.7	43.3	48.3	44.1	46.0	38.6	50.4	51.3	52.7	36.1
3. Living in a way that could be destructive to society	12.9	13.4	12.7	12.7	14.5	11.0	14.8	12.5	13.8	13.3	11.2	13.1	12.5	13.6	13.8	10.6
4. Violating a basic principle of human morality	18.5	17.7	19.1	20.3	13.6	12.9	18.1	22.2	18.4	20.3	12.2	26.1	12.7	13.9	7.3	2.8
8. None of the above	14.8	16.3	13.5	13.6	19.6	13.0	19.3	12.9	14.2	14.0	17.8	14.6	14.6	11.6	14.4	36.2
<i>Item 12775 Subject D03</i>	<i>N</i> 2064	932	1092	1441	252	466	549	780	269	1619	404	1041	439	196	331	35
D04: These next questions ask how you feel about your present financial situation and your future financial situation.																
D04A: I feel that I have enough money to get along pretty well																
1. Never	12.1	13.1	10.9	9.8	18.7	11.9	10.5	12.6	13.2	10.9	17.2	11.3	14.6	10.5	10.3	20.6
2. Seldom	18.3	16.8	19.5	17.3	16.8	19.8	17.4	18.0	18.3	17.4	21.3	18.2	16.9	23.4	16.8	29.6
3. Sometimes	30.9	27.2	34.0	31.5	29.8	31.1	32.8	30.5	28.9	30.7	31.4	31.8	29.0	29.0	31.5	28.2
4. Often	24.2	26.6	22.1	26.4	21.3	23.5	24.7	24.7	23.3	25.6	19.2	23.3	25.8	23.6	26.3	18.9
5. Always	14.6	16.2	13.6	14.9	13.4	13.7	14.6	14.2	16.3	15.4	11.0	15.3	13.6	13.5	15.1	2.8
<i>Item 12990 Subject C02</i>	<i>N</i> 2263	1036	1184	1518	262	466	549	786	461	1776	440	1130	491	217	369	34
D04B: I get very concerned about how I am going to be able to pay my next bills																
1. Never	34.0	36.2	31.8	32.7	41.6	31.0	33.6	36.1	33.9	34.6	29.9	36.5	30.8	32.7	31.3	30.6
2. Seldom	25.3	25.0	25.7	26.8	21.9	24.6	23.5	26.2	26.5	26.2	23.6	27.5	22.5	26.5	24.2	1.3
3. Sometimes	22.4	21.7	22.9	23.3	16.4	23.0	22.3	20.4	25.4	21.5	25.2	19.9	25.4	21.7	26.1	24.9
4. Often	11.3	11.0	11.8	10.6	15.6	13.3	12.5	10.8	8.9	11.4	11.5	10.5	14.5	8.9	10.5	18.3
5. Always	7.0	6.1	7.9	6.6	4.5	8.1	8.1	6.5	5.3	6.3	9.8	5.5	6.7	10.2	7.8	25.0
<i>Item 13000 Subject C02</i>	<i>N</i> 2252	1029	1182	1515	259	467	545	782	459	1770	439	1127	483	217	369	34
D04C: I worry whether I will have any job at all in a few months																
1. Never	48.7	46.4	50.5	52.0	48.0	46.6	51.7	49.7	45.7	51.3	39.3	51.2	51.9	40.3	44.0	27.2
2. Seldom	20.3	21.0	19.8	21.4	17.2	21.7	21.1	19.1	20.3	20.1	21.6	20.8	15.8	23.5	24.5	16.3
3. Sometimes	16.9	17.0	16.9	15.5	15.6	17.7	12.4	17.2	20.7	15.1	23.0	15.3	16.8	23.9	17.7	14.8
4. Often	8.9	10.3	7.8	7.1	8.5	9.5	7.8	9.3	8.7	8.8	8.9	8.4	10.1	5.7	8.6	20.1
5. Always	5.2	5.3	4.9	3.9	10.7	4.5	7.0	4.7	4.5	4.7	7.2	4.2	5.4	6.5	5.2	21.6
<i>Item 13010 Subject C02</i>	<i>N</i> 2247	1031	1174	1512	257	467	545	776	459	1765	439	1120	487	215	368	34
D04D: I feel sure that I could go out and get a new job (with decent pay) whenever I want one																
1. Never	10.7	9.5	11.3	9.5	19.1	10.0	11.5	11.0	9.9	9.6	14.0	10.8	8.9	12.6	10.8	12.8
2. Seldom	16.4	15.6	17.2	15.4	13.1	18.5	15.0	16.5	15.9	15.9	19.1	16.4	17.7	12.7	15.7	31.7
3. Sometimes	31.3	28.0	34.5	32.6	29.9	33.9	33.2	29.0	30.3	31.1	32.0	31.9	33.5	33.5	27.0	16.8
4. Often	25.6	29.0	22.4	26.6	20.2	19.6	26.6	27.4	27.3	25.8	24.5	24.9	24.8	23.6	30.6	26.8
5. Always	16.0	17.9	14.6	16.0	17.7	18.0	13.7	16.1	16.6	17.6	10.3	16.0	15.1	17.6	15.9	11.9
<i>Item 13020 Subject C02</i>	<i>N</i> 2251	1032	1178	1513	259	465	546	781	458	1769	438	1125	484	217	368	35
FOR THOSE WHO HAVE A JOB:																
D04E: I feel sure that I can keep working steadily with my present employer as long as I want to																
1. Never	6.3	6.9	5.1	5.1	13.5	6.3	4.3	7.6	6.8	4.9	10.2	5.9	4.3	7.8	6.1	19.1
2. Seldom	5.0	5.4	4.4	3.1	7.8	5.0	1.9	5.6	8.2	4.8	5.6	5.7	4.6	4.1	2.8	9.2
3. Sometimes	12.4	12.3	12.7	12.1	15.2	12.5	11.7	14.3	10.1	10.8	18.4	11.4	12.1	13.0	14.7	13.6
4. Often	25.7	26.4	24.5	26.6	22.2	27.6	26.8	23.3	26.2	27.1	21.2	25.5	30.5	24.0	23.3	15.5
5. Always	50.5	48.9	53.3	53.1	41.3	48.6	55.2	49.2	48.7	52.4	44.5	51.4	48.5	51.2	53.1	42.6
<i>Item 13030 Subject C02</i>	<i>N†</i> 1512	710	767	1069	164	347	393	484	288	1175	310	743	330	151	242	27

†=excludes respondents for whom question was inappropriate.

QUESTIONNAIRE FORM 5 2003	TOTAL	SEX		RACE		REGION				COLLEGE PLANS?		ILLICIT DRUG USE: LIFETIME					
		M	F	White	Black	NE	NC	S	W	Yes	No	None	Mari- juana Only	Few Pills	More Pills	Any Her- oin	
<i>N (Weighted No. of Cases):</i>	2531	1159	1273	1611	307	533	621	859	518	1915	479	1226	548	245	415	38	
<i>% of Weighted Total:</i>	100.0	45.8	50.3	63.6	12.1	21.1	24.5	34.0	20.5	75.7	18.9	48.5	21.7	9.7	16.4	1.5	
D04F: I worry about getting fired or laid-off from my job																	
1. Never	65.2	63.3	67.3	66.9	66.5	66.3	66.9	67.0	58.4	66.6	61.8	69.1	61.3	59.7	66.7	27.8	
2. Seldom	21.3	20.3	22.0	21.9	14.8	24.2	18.4	20.5	23.4	21.6	20.3	19.9	24.1	22.5	20.0	45.8	
3. Sometimes	9.8	12.0	7.7	8.4	13.0	7.5	11.3	8.4	13.0	8.5	13.7	8.1	11.1	12.9	9.1	20.3	
4. Often	1.4	1.6	1.4	1.3	2.6	0.2	0.9	2.7	1.5	1.2	1.8	0.6	1.4	1.8	2.7	4.1	
5. Always	2.2	2.9	1.6	1.5	3.1	1.8	2.5	1.4	3.7	2.0	2.3	2.3	2.1	3.0	1.6	2.0	
<i>Item 13040 Subject C02</i>	<i>N†</i>	<i>1510</i>	<i>709</i>	<i>766</i>	<i>1069</i>	<i>163</i>	<i>344</i>	<i>392</i>	<i>485</i>	<i>289</i>	<i>1172</i>	<i>310</i>	<i>740</i>	<i>331</i>	<i>151</i>	<i>242</i>	<i>27</i>
D05: Please think about all the money you earned during the past year, including last summer.																	
About how much of your past year's earnings have gone into:																	
D05A: Savings for your future education																	
1. None	47.7	49.8	45.8	46.6	47.8	41.2	43.9	51.8	52.2	43.8	64.2	42.4	49.8	51.5	57.5	69.6	
2. A little (1-20%)	22.8	22.3	23.2	23.9	17.8	25.0	22.4	22.8	20.8	24.1	17.0	23.2	25.4	22.7	19.3	9.6	
3. Some (21-40%)	11.6	10.2	13.0	11.6	12.3	10.9	12.9	11.2	11.4	13.2	5.3	12.4	11.9	12.0	8.5	11.6	
4. About half (41-60%)	7.3	6.7	7.8	7.6	8.0	11.2	8.4	5.4	5.1	6.8	9.0	8.2	5.6	6.7	7.0	1.3	
5. Most (61-80%)	6.1	6.1	6.2	6.2	6.4	6.7	7.8	5.1	5.2	7.1	1.9	7.5	4.6	4.9	4.5	5.1	
6. Almost all (81-99%)	2.7	2.5	3.0	2.6	2.9	2.1	3.3	2.1	3.6	2.9	2.1	3.9	1.2	1.0	2.1	2.8	
7. All	1.8	2.3	1.1	1.4	4.8	2.9	1.2	1.5	1.7	2.1	0.4	2.3	1.6	1.2	1.2	-	
<i>Item 20830 Subject C02</i>	<i>N</i>	<i>2145</i>	<i>989</i>	<i>1113</i>	<i>1463</i>	<i>246</i>	<i>453</i>	<i>526</i>	<i>725</i>	<i>442</i>	<i>1690</i>	<i>414</i>	<i>1066</i>	<i>463</i>	<i>206</i>	<i>355</i>	<i>34</i>
D05B: Savings or payments for a car or car expenses																	
1. None	40.8	34.4	46.4	37.1	54.1	37.2	38.0	44.2	42.1	41.1	39.2	43.0	40.9	38.7	36.5	31.0	
2. A little (1-20%)	16.2	16.0	16.5	16.3	15.5	19.1	17.9	13.5	15.6	17.2	12.1	16.5	12.2	19.0	19.0	20.1	
3. Some (21-40%)	14.6	15.9	13.3	15.8	9.1	17.2	13.5	13.5	15.1	14.1	17.3	14.4	16.6	15.3	11.8	11.1	
4. About half (41-60%)	12.9	13.8	12.1	15.0	8.1	12.3	14.7	12.4	12.4	12.1	15.6	11.8	12.3	12.5	15.3	28.5	
5. Most (61-80%)	9.1	10.9	7.5	10.0	5.9	7.0	11.1	9.9	7.7	9.4	8.2	7.7	11.2	7.0	12.8	2.3	
6. Almost all (81-99%)	3.7	5.5	2.3	3.8	3.2	3.7	3.6	3.8	3.9	3.5	5.2	3.6	3.9	4.9	3.2	7.0	
7. All	2.6	3.5	1.8	2.0	4.1	3.5	1.2	2.7	3.3	2.5	2.4	3.0	2.9	2.5	1.6	-	
<i>Item 20840 Subject C02</i>	<i>N</i>	<i>2137</i>	<i>986</i>	<i>1109</i>	<i>1457</i>	<i>245</i>	<i>451</i>	<i>521</i>	<i>725</i>	<i>441</i>	<i>1682</i>	<i>413</i>	<i>1062</i>	<i>460</i>	<i>205</i>	<i>354</i>	<i>34</i>
D05C: Other savings for long-range purposes																	
1. None	42.5	43.1	42.3	40.0	46.3	39.5	39.9	44.2	45.9	41.6	47.4	38.2	46.0	47.0	47.9	50.2	
2. A little (1-20%)	24.8	25.2	24.6	28.0	15.4	22.4	26.8	24.1	26.2	25.7	21.0	25.0	23.6	24.1	28.4	10.3	
3. Some (21-40%)	14.2	12.7	15.5	14.6	12.5	17.6	13.6	14.0	11.9	15.1	10.7	16.3	14.0	15.4	8.0	7.9	
4. About half (41-60%)	8.0	8.8	7.3	8.1	9.3	9.9	8.4	6.9	7.6	7.3	10.9	8.6	6.1	7.3	8.0	9.7	
5. Most (61-80%)	5.4	4.5	6.0	4.7	10.0	4.3	7.7	5.4	3.5	5.4	5.5	6.2	3.6	3.7	5.2	19.0	
6. Almost all (81-99%)	3.3	3.6	3.1	3.5	3.0	4.0	2.5	3.3	3.7	3.3	3.3	3.6	4.9	2.4	0.9	2.9	
7. All	1.7	2.1	1.3	1.2	3.6	2.3	1.0	2.1	1.3	1.7	1.3	2.2	1.8	-	1.5	-	
<i>Item 20850 Subject C02</i>	<i>N</i>	<i>2135</i>	<i>984</i>	<i>1107</i>	<i>1449</i>	<i>247</i>	<i>446</i>	<i>523</i>	<i>727</i>	<i>439</i>	<i>1677</i>	<i>416</i>	<i>1060</i>	<i>462</i>	<i>205</i>	<i>352</i>	<i>33</i>
D05D: Spending on your own needs and activities—things such as clothing, stereo, TV, tapes and discs, other possessions, movies, eating out, other recreation, hobbies, gifts for others, and other personal expenses																	
1. None	6.9	7.2	6.2	5.4	11.1	4.2	6.7	7.9	8.2	5.7	11.1	7.9	4.2	2.5	8.1	14.9	
2. A little (1-20%)	19.6	19.3	19.9	20.6	15.0	23.2	19.8	17.1	20.0	21.0	15.3	22.8	18.0	12.6	16.5	17.0	
3. Some (21-40%)	20.0	20.7	19.6	21.8	12.6	20.4	18.9	18.7	23.0	19.0	23.1	20.7	20.2	19.1	17.6	25.7	
4. About half (41-60%)	16.2	18.6	14.0	17.2	12.2	17.6	17.0	16.5	13.4	16.1	17.0	15.7	16.9	18.4	16.2	6.1	
5. Most (61-80%)	15.9	15.6	16.6	16.5	13.8	14.9	19.6	15.5	13.3	17.3	10.5	14.7	16.6	22.2	16.0	14.6	
6. Almost all (81-99%)	13.5	11.1	15.4	12.0	19.7	13.5	9.6	15.0	15.6	13.2	14.4	11.8	14.0	13.6	18.5	13.3	
7. All	7.8	7.4	8.3	6.3	15.6	6.1	8.4	9.2	6.5	7.8	8.4	6.4	10.0	11.6	7.0	8.5	
<i>Item 20860 Subject C02</i>	<i>N</i>	<i>2149</i>	<i>988</i>	<i>1118</i>	<i>1464</i>	<i>247</i>	<i>448</i>	<i>527</i>	<i>734</i>	<i>439</i>	<i>1693</i>	<i>414</i>	<i>1072</i>	<i>459</i>	<i>206</i>	<i>355</i>	<i>34</i>

†=excludes respondents for whom question was inappropriate.

DESCRIPTIVE RESULTS: 2003

211

QUESTIONNAIRE FORM 5 2003	TOTAL	SEX		RACE		REGION				COLLEGE PLANS?		ILLICIT DRUG USE: LIFETIME				
		M	F	White	Black	NE	NC	S	W	Yes	No	None	Mari- juana Only	Few Pills	More Pills	Any Her- oin
<i>N (Weighted No. of Cases):</i>	2531	1159	1273	1611	307	533	621	859	518	1915	479	1226	548	245	415	38
<i>% of Weighted Total:</i>	100.0	45.8	50.3	63.6	12.1	21.1	24.5	34.0	20.5	75.7	18.9	48.5	21.7	9.7	16.4	1.5
D05E: Helping to pay family living expenses (groceries, housing, etc.)																
1. None	53.4	52.7	54.5	59.6	34.7	54.0	55.0	50.0	56.2	55.6	44.2	54.4	55.3	54.0	50.5	28.2
2. A little (1-20%)	26.3	27.6	24.8	26.0	27.4	30.0	25.5	26.3	23.5	26.3	27.3	27.3	24.2	22.9	28.7	29.5
3. Some (21-40%)	8.5	8.0	8.8	6.1	14.6	6.4	7.8	9.5	9.6	7.8	10.3	8.3	7.8	10.4	8.4	7.1
4. About half (41-60%)	5.3	5.6	5.0	3.8	10.5	5.0	4.5	6.4	4.7	4.7	7.9	5.2	4.8	6.4	4.1	12.7
5. Most (61-80%)	2.9	2.7	3.1	2.7	2.9	1.6	4.7	2.4	3.1	2.1	6.3	2.0	3.3	1.7	4.5	17.1
6. Almost all (81-99%)	2.1	1.8	2.4	1.4	5.0	1.7	1.0	3.3	1.8	2.0	2.6	1.6	1.9	4.3	2.7	-
7. All	1.6	1.8	1.4	0.4	5.0	1.3	1.5	2.1	1.1	1.5	1.5	1.3	2.7	0.4	1.2	5.3
<i>Item 20870 Subject C02</i>	<i>N</i> 2143	983	1116	1458	247	449	525	729	440	1691	411	1070	458	205	353	34
The next questions ask about characteristics which some people associate with the use of particular drugs. We want to know what you think.																
E01: Do YOU think that people who smoke marijuana several times a week tend to be . . .																
E01A: . . . more creative than average																
1. No	54.5	51.2	57.3	54.9	51.0	60.6	52.4	53.6	52.4	56.9	47.9	64.7	48.8	55.6	33.0	28.6
2. Yes	23.4	30.4	17.5	23.6	23.0	21.7	25.5	21.5	25.6	20.6	33.0	10.5	31.3	25.7	48.0	52.8
3. Not sure, no opinion	22.1	18.5	25.2	21.5	26.0	17.7	22.1	24.9	22.0	22.5	19.1	24.8	19.9	18.7	19.0	18.6
<i>Item 13060 Subject A11c</i>	<i>N</i> 2252	1019	1190	1512	260	462	543	789	458	1768	434	1125	488	210	375	35
E01B: . . . less sensible than average																
1. No	28.7	33.8	24.2	29.3	23.6	31.6	30.8	28.4	23.8	26.5	38.5	18.4	34.1	29.6	51.8	39.2
2. Yes	48.9	45.6	52.0	51.3	45.5	51.3	47.7	46.2	52.3	51.4	39.5	57.1	45.6	49.7	29.2	41.0
3. Not sure, no opinion	22.4	20.6	23.9	19.4	30.9	17.2	21.5	25.4	23.9	22.1	22.0	24.5	20.3	20.8	19.0	19.8
<i>Item 13070 Subject A11c</i>	<i>N</i> 2252	1019	1189	1516	258	466	546	783	457	1769	433	1128	488	213	369	35
E01C: . . . more interesting people than average																
1. No	53.9	48.2	58.5	54.1	43.8	59.4	51.2	52.0	54.6	56.5	45.6	61.9	49.7	55.2	36.8	35.6
2. Yes	25.6	33.0	19.7	27.2	27.8	23.2	28.3	25.4	25.5	23.8	32.3	13.3	33.3	29.8	48.8	49.2
3. Not sure, no opinion	20.5	18.8	21.8	18.8	28.4	17.4	20.6	22.6	19.9	19.7	22.1	24.8	17.0	15.0	14.4	15.2
<i>Item 13080 Subject A11c</i>	<i>N</i> 2257	1023	1190	1519	260	467	546	787	457	1771	435	1124	487	212	376	35
E01D: . . . less hard-working than average																
1. No	25.4	27.7	23.0	25.3	27.8	24.8	25.5	26.2	24.5	23.8	32.6	16.6	28.2	25.1	46.1	45.9
2. Yes	57.4	56.7	58.6	59.3	43.0	61.4	56.7	53.3	61.2	59.4	50.3	62.4	57.6	61.7	42.9	43.0
3. Not sure, no opinion	17.2	15.5	18.4	15.4	29.2	13.8	17.8	20.5	14.3	16.8	17.1	21.0	14.2	13.2	11.0	11.0
<i>Item 13090 Subject A11c</i>	<i>N</i> 2257	1024	1189	1519	257	468	544	786	459	1770	436	1126	488	212	375	35
E01E: . . . more independent than average																
1. No	55.9	51.8	59.4	56.5	52.4	57.9	55.3	54.6	56.8	57.2	52.8	59.9	53.8	54.8	49.8	44.4
2. Yes	22.3	28.9	16.6	23.5	15.4	25.0	22.6	20.0	23.1	21.3	25.7	15.0	28.5	24.0	33.6	35.1
3. Not sure, no opinion	21.8	19.2	24.0	19.9	32.3	17.1	22.1	25.4	20.1	21.5	21.6	25.1	17.8	21.2	16.5	20.4
<i>Item 13100 Subject A11c</i>	<i>N</i> 2252	1022	1188	1518	258	467	544	785	456	1766	436	1125	483	212	375	35
E01F: . . . more emotionally unstable than average																
1. No	30.3	36.6	24.9	31.6	27.0	33.8	31.2	28.3	29.2	29.2	35.2	19.4	36.3	31.9	53.3	44.8
2. Yes	48.9	43.7	53.5	49.7	45.1	48.8	48.1	47.9	51.8	50.9	41.1	57.4	43.1	46.3	34.3	40.7
3. Not sure, no opinion	20.8	19.6	21.5	18.8	28.0	17.5	20.7	23.8	19.0	19.8	23.7	23.2	20.5	21.8	12.4	14.5
<i>Item 13110 Subject A11c</i>	<i>N</i> 2248	1020	1184	1516	258	467	540	782	458	1762	435	1121	486	212	372	35
E01G: . . . more concerned about other people than average																
1. No	64.3	64.2	64.7	68.9	52.8	66.8	65.2	63.6	61.7	65.7	59.5	65.1	64.7	64.2	62.3	64.3
2. Yes	12.6	15.9	9.4	11.0	15.7	13.4	11.3	12.0	14.2	11.8	15.3	8.6	13.0	13.3	22.7	16.6
3. Not sure, no opinion	23.2	19.9	25.9	20.0	31.5	19.8	23.5	24.5	24.1	22.5	25.2	26.2	22.3	22.4	14.9	19.2
<i>Item 13120 Subject A11c</i>	<i>N</i> 2249	1019	1186	1516	257	468	539	783	459	1764	435	1122	486	212	372	35

QUESTIONNAIRE FORM 5 2003	TOTAL	SEX		RACE		REGION				COLLEGE PLANS?		ILLICIT DRUG USE: LIFETIME				
		M	F	White	Black	NE	NC	S	W	Yes	No	None	Mari- juana Only	Few Pills	More Pills	Any Her- oin
<i>N (Weighted No. of Cases):</i>	2531	1159	1273	1611	307	533	621	859	518	1915	479	1226	548	245	415	38
<i>% of Weighted Total:</i>	100.0	45.8	50.3	63.6	12.1	21.1	24.5	34.0	20.5	75.7	18.9	48.5	21.7	9.7	16.4	1.5
E01H: . . . more weak-willed than average																
1. No	31.7	36.4	27.5	33.0	29.4	31.4	34.4	30.4	30.8	29.2	41.5	20.5	37.0	31.2	55.4	71.7
2. Yes	46.6	44.2	48.9	46.9	41.0	49.5	44.5	45.9	47.1	49.9	34.6	54.9	42.2	49.5	29.6	14.8
3. Not sure, no opinion	21.8	19.5	23.6	20.1	29.6	19.0	21.1	23.7	22.1	20.9	23.9	24.6	20.8	19.3	14.9	13.5
<i>Item 13130 Subject A11c</i>	<i>N</i> 2249	1018	1188	1516	258	466	540	783	460	1764	435	1123	484	212	373	35
E01I: . . . more criminal than average																
1. No	32.9	36.3	29.7	34.7	28.5	36.5	34.4	31.0	30.7	31.3	40.5	20.1	39.1	34.6	59.8	65.2
2. Yes	46.4	46.1	47.2	47.1	42.9	44.3	46.0	46.4	49.1	48.2	39.2	55.5	42.4	45.9	27.9	25.4
3. Not sure, no opinion	20.7	17.6	23.1	18.3	28.7	19.2	19.6	22.7	20.2	20.5	20.2	24.4	18.5	19.4	12.3	9.4
<i>Item 13140 Subject A11c</i>	<i>N</i> 2249	1018	1187	1514	258	468	539	783	459	1764	435	1124	483	212	373	35
The next questions are similar, but ask about illegal drugs other than marijuana—like hallucinogens, barbiturates, narcotics, and amphetamines.																
E02: Do YOU think that people who use illegal drugs (other than marijuana) several times a week tend to be . . .																
E02A: . . . more creative than average																
1. No	60.8	59.7	61.9	61.9	52.2	63.9	61.5	58.2	61.2	63.0	53.9	63.9	58.6	62.9	55.5	42.3
2. Yes	11.2	14.1	8.6	11.1	11.4	9.8	13.0	10.9	11.2	10.3	14.4	6.0	12.5	9.7	23.2	40.2
3. Not sure, no opinion	28.0	26.1	29.4	27.0	36.4	26.3	25.6	30.9	27.6	26.7	31.6	30.1	28.9	27.5	21.3	17.4
<i>Item 13330 Subject A11c</i>	<i>N</i> 2239	1014	1183	1513	251	466	544	774	456	1757	434	1120	480	212	372	34
E02B: . . . less sensible than average																
1. No	17.8	19.5	16.0	15.7	20.4	15.9	20.1	17.7	17.4	15.5	26.5	13.5	17.5	17.8	27.5	55.1
2. Yes	55.7	53.7	57.9	59.5	48.6	57.7	57.4	54.1	54.4	59.4	43.3	58.6	54.6	56.0	51.7	31.3
3. Not sure, no opinion	26.5	26.8	26.1	24.8	31.0	26.4	22.4	28.3	28.2	25.1	30.2	27.9	28.0	26.1	20.8	13.6
<i>Item 13340 Subject A11c</i>	<i>N</i> 2234	1011	1181	1510	252	465	541	775	453	1752	434	1118	480	212	369	34
E02C: . . . more interesting people than average																
1. No	58.8	55.4	61.6	59.9	48.9	63.8	58.1	56.4	58.5	60.5	53.5	62.0	57.9	58.1	52.9	46.8
2. Yes	13.0	16.6	10.1	13.3	15.0	10.2	15.9	12.7	13.2	12.9	13.5	7.9	13.3	13.6	25.0	38.1
3. Not sure, no opinion	28.2	28.0	28.3	26.8	36.1	26.0	26.0	30.9	28.3	26.6	33.1	30.0	28.8	28.3	22.1	15.1
<i>Item 13350 Subject A11c</i>	<i>N</i> 2235	1010	1182	1511	253	465	542	774	454	1755	432	1117	481	212	370	34
E02D: . . . less hard-working than average																
1. No	17.3	16.9	17.4	17.5	18.5	17.3	21.6	15.2	15.5	15.5	24.3	11.0	19.0	17.1	30.8	53.8
2. Yes	56.4	56.5	56.6	57.7	48.6	58.3	54.4	56.1	57.1	59.7	45.2	61.1	54.0	56.8	48.3	31.6
3. Not sure, no opinion	26.3	26.6	26.0	24.8	32.9	24.3	24.0	28.6	27.4	24.9	30.5	28.0	27.1	26.1	20.9	14.6
<i>Item 13360 Subject A11c</i>	<i>N</i> 2230	1007	1180	1511	249	465	540	773	451	1753	429	1116	479	212	369	34
E02E: . . . more independent than average																
1. No	55.0	51.0	58.5	56.0	51.3	57.9	56.6	53.2	53.1	56.7	49.8	57.2	51.2	52.4	57.0	47.4
2. Yes	14.9	18.6	11.7	15.1	13.8	14.4	16.5	14.3	14.7	15.0	14.9	10.7	17.2	18.0	20.3	33.9
3. Not sure, no opinion	30.1	30.4	29.7	28.9	34.9	27.7	26.9	32.5	32.1	28.3	35.2	32.1	31.6	29.6	22.8	18.7
<i>Item 13370 Subject A11c</i>	<i>N</i> 2233	1009	1182	1511	252	464	540	775	454	1755	430	1118	481	211	368	34
E02F: . . . more emotionally unstable than average																
1. No	14.9	16.4	13.3	14.3	17.4	15.6	18.6	11.7	15.3	13.4	21.1	11.3	16.4	13.0	21.8	45.3
2. Yes	58.2	56.1	60.5	60.2	48.2	61.2	57.8	56.7	58.2	62.1	44.6	60.0	56.2	59.7	58.0	33.4
3. Not sure, no opinion	26.9	27.5	26.2	25.5	34.5	23.2	23.5	31.6	26.6	24.6	34.3	28.7	27.5	27.3	20.1	21.4
<i>Item 13380 Subject A11c</i>	<i>N</i> 2226	1005	1179	1504	252	461	539	773	453	1753	426	1115	480	210	367	34
E02G: . . . more concerned about other people than average																
1. No	61.8	60.0	63.2	64.4	52.3	63.7	63.9	59.2	61.6	64.1	53.8	62.2	58.3	65.7	64.6	56.8
2. Yes	8.5	10.3	7.1	7.8	10.3	9.0	9.9	7.5	8.2	8.1	10.2	6.2	9.9	6.4	13.5	20.1
3. Not sure, no opinion	29.7	29.7	29.7	27.8	37.4	27.2	26.2	33.3	30.2	27.8	35.9	31.6	31.8	27.8	21.9	23.1
<i>Item 13390 Subject A11c</i>	<i>N</i> 2228	1006	1179	1509	249	464	540	772	453	1752	428	1116	481	211	366	32

QUESTIONNAIRE FORM 5 2003	TOTAL	SEX		RACE		REGION				COLLEGE PLANS?		ILLICIT DRUG USE: LIFETIME				
		M	F	White	Black	NE	NC	S	W	Yes	No	None	Mari- juana Only	Few Pills	More Pills	Any Her- oin
<i>N (Weighted No. of Cases):</i>	2531	1159	1273	1611	307	533	621	859	518	1915	479	1226	548	245	415	38
<i>% of Weighted Total:</i>	100.0	45.8	50.3	63.6	12.1	21.1	24.5	34.0	20.5	75.7	18.9	48.5	21.7	9.7	16.4	1.5
E02H: . . . more weak-willed than average																
1. No	16.1	18.4	14.0	16.3	14.9	15.2	20.1	14.3	15.4	14.8	20.9	11.9	17.5	15.8	24.2	43.7
2. Yes	55.4	53.4	57.3	56.7	49.5	59.4	54.0	53.6	55.9	58.4	45.5	57.1	54.4	58.6	52.2	35.0
3. Not sure, no opinion	28.5	28.2	28.7	27.0	35.6	25.4	25.9	32.1	28.6	26.8	33.6	31.0	28.0	25.6	23.5	21.4
<i>Item 13400 Subject A11c</i>	<i>N</i> 2225	1009	1173	1504	250	462	540	772	452	1750	426	1115	481	211	362	34
E02I: . . . more criminal than average																
1. No	15.6	15.3	15.5	15.2	17.0	14.3	21.1	13.9	13.6	14.7	19.2	10.7	16.8	12.5	26.7	66.2
2. Yes	58.0	59.8	57.1	60.2	51.8	58.6	56.5	57.8	59.2	60.1	51.3	61.0	54.6	64.1	54.2	22.1
3. Not sure, no opinion	26.4	25.0	27.4	24.7	31.2	27.1	22.3	28.3	27.2	25.2	29.4	28.4	28.6	23.4	19.1	11.7
<i>Item 13410 Subject A11c</i>	<i>N</i> 2218	1000	1175	1498	252	462	531	774	450	1749	420	1113	480	211	359	34
The next few questions ask how YOU view cigarette smoking.																
E03: In my opinion, when a guy my age is smoking a cigarette, it makes him look . . .																
E03A: Cool, calm, in-control																
1. Disagree	64.8	61.8	67.5	63.2	63.9	61.3	63.7	66.0	67.7	67.2	55.7	78.0	57.2	56.7	44.7	19.3
2. Mostly disagree	8.5	8.1	8.7	8.8	9.0	8.8	10.2	7.1	8.5	8.9	7.1	7.3	9.2	10.6	10.2	4.6
3. Neither	21.8	24.2	19.9	23.5	20.5	23.7	21.5	22.5	19.0	19.6	31.3	12.7	27.9	25.8	36.6	60.3
4. Mostly agree	2.6	2.7	2.5	2.7	2.0	3.9	1.8	2.8	1.7	2.4	2.9	1.4	3.3	4.6	4.0	7.2
5. Agree	2.3	3.3	1.3	1.8	4.6	2.2	2.7	1.5	3.1	1.9	3.0	0.6	2.5	2.4	4.6	8.7
<i>Item 20880 Subject A11c</i>	<i>N</i> 2224	1005	1178	1507	250	461	536	775	452	1750	427	1110	479	211	369	34
E03B: Insecure																
1. Disagree	18.7	18.5	18.4	16.9	26.5	19.9	15.6	21.4	16.7	17.2	24.9	14.3	19.5	25.2	26.4	28.9
2. Mostly disagree	7.7	8.7	7.1	8.5	3.1	10.3	8.5	6.3	6.6	7.5	8.3	5.2	10.4	10.4	10.0	8.7
3. Neither	36.0	36.4	36.0	36.7	36.5	34.9	38.4	35.9	34.4	34.7	40.6	31.3	41.3	34.2	42.9	56.4
4. Mostly agree	17.4	16.1	18.5	18.4	13.0	17.2	19.0	14.0	21.4	18.9	11.8	21.0	16.4	16.2	10.6	2.1
5. Agree	20.2	20.3	20.1	19.5	20.9	17.7	18.6	22.3	20.8	21.7	14.5	28.3	12.4	13.9	10.2	3.8
<i>Item 20890 Subject A11c</i>	<i>N</i> 2221	1002	1177	1503	250	461	534	776	450	1749	424	1109	477	210	369	34
E03C: Rugged, tough, independent																
1. Disagree	54.1	52.5	55.1	52.4	57.1	54.3	48.3	57.5	54.8	55.9	45.9	65.0	45.4	49.0	38.3	24.7
2. Mostly disagree	10.6	10.5	10.8	10.5	8.6	11.4	12.4	8.5	11.1	11.0	9.6	10.2	12.7	14.0	7.7	4.3
3. Neither	27.0	29.2	25.0	28.8	25.3	26.1	30.6	26.8	24.0	24.9	36.5	18.9	34.5	26.6	40.2	52.6
4. Mostly agree	5.7	4.7	6.7	6.3	4.2	5.2	5.8	5.3	6.6	5.9	4.5	3.8	5.2	8.3	10.1	11.3
5. Agree	2.7	3.0	2.4	2.0	4.8	3.0	2.9	1.9	3.6	2.3	3.5	2.1	2.3	2.1	3.6	7.1
<i>Item 20900 Subject A11c</i>	<i>N</i> 2223	1004	1177	1508	249	460	536	774	452	1746	427	1109	477	211	370	34
E03D: Conforming																
1. Disagree	35.6	35.1	35.7	32.5	44.0	35.5	29.9	38.5	37.6	34.6	39.7	39.4	33.2	31.7	30.0	27.6
2. Mostly disagree	6.2	7.3	5.3	5.8	7.5	5.1	5.3	6.7	7.6	6.4	4.8	6.4	5.1	7.0	6.4	10.3
3. Neither	38.7	39.8	38.0	39.6	36.2	38.2	39.5	39.2	37.2	36.6	46.9	32.1	42.4	43.7	49.2	58.5
4. Mostly agree	11.2	10.4	12.0	13.0	6.6	13.5	16.6	8.0	8.0	12.7	5.7	12.0	11.7	8.6	10.2	2.1
5. Agree	8.3	7.5	8.9	9.0	5.8	7.7	8.7	7.6	9.5	9.7	2.8	10.0	7.6	9.0	4.1	1.5
<i>Item 20910 Subject A11c</i>	<i>N</i> 2203	995	1167	1494	246	456	531	768	448	1732	424	1100	474	210	365	34
E03E: Mature, sophisticated																
1. Disagree	61.8	57.7	65.2	60.3	62.0	64.2	57.1	62.9	63.0	64.6	50.2	74.8	54.4	56.3	39.4	21.3
2. Mostly disagree	8.8	8.2	9.2	9.0	7.1	7.7	9.3	8.1	10.4	9.2	7.6	8.1	9.8	9.7	9.8	6.8
3. Neither	25.0	27.7	22.7	26.1	26.1	22.9	28.2	25.6	22.6	22.2	37.2	15.5	31.8	26.2	41.4	56.7
4. Mostly agree	2.9	4.0	2.0	3.4	2.8	3.4	4.3	2.5	1.1	2.7	3.0	0.8	3.0	6.0	7.0	4.3
5. Agree	1.5	2.5	0.8	1.2	1.9	1.8	1.1	0.8	2.9	1.4	2.0	0.8	1.0	1.9	2.4	11.0
<i>Item 20920 Subject A11c</i>	<i>N</i> 2208	998	1168	1499	244	456	531	771	450	1735	424	1106	474	210	364	34
E03F: Like he's TRYING to appear mature and sophisticated																
1. Disagree	18.9	21.6	16.0	16.7	26.9	19.4	17.9	20.8	16.1	17.3	23.9	17.4	17.5	18.4	23.0	25.5
2. Mostly disagree	4.7	4.5	4.8	4.8	5.1	4.7	6.9	3.5	4.2	4.9	4.0	4.1	6.4	5.0	4.6	1.8
3. Neither	27.4	29.6	25.6	28.7	27.2	26.0	27.0	27.6	28.9	24.7	38.1	19.0	32.5	27.9	44.0	51.0
4. Mostly agree	19.5	18.0	20.9	19.7	13.5	20.2	19.1	18.3	21.2	21.2	12.9	21.5	19.3	22.8	13.1	12.9
5. Agree	29.6	26.2	32.7	30.1	27.3	29.7	29.1	29.8	29.6	31.9	21.1	38.1	24.4	25.9	15.2	8.8
<i>Item 20930 Subject A11c</i>	<i>N</i> 2209	999	1169	1498	246	456	533	771	449	1735	424	1104	477	210	364	34

QUESTIONNAIRE FORM 5 2003	TOTAL	SEX		RACE		REGION				COLLEGE PLANS?		ILLICIT DRUG USE: LIFETIME					
		M	F	White	Black	NE	NC	S	W	Yes	No	None	Mari- juana Only	Few Pills	More Pills	Any Her- oin	
<i>N (Weighted No. of Cases):</i>	2531	1159	1273	1611	307	533	621	859	518	1915	479	1226	548	245	415	38	
<i>% of Weighted Total:</i>	100.0	45.8	50.3	63.6	12.1	21.1	24.5	34.0	20.5	75.7	18.9	48.5	21.7	9.7	16.4	1.5	
E04: In my opinion, when a girl my age is smoking a cigarette, it makes her look . . .																	
E04A: Cool, calm, in-control																	
1. Disagree	70.0	69.2	70.6	68.4	71.1	72.0	67.4	69.2	72.7	73.5	57.3	82.1	65.6	62.2	48.1	35.7	
2. Mostly disagree	6.3	5.9	6.7	6.9	3.4	6.5	8.3	5.0	6.0	6.5	5.3	5.3	6.1	9.2	8.6	-	
3. Neither	19.7	20.8	18.7	21.2	18.3	17.4	20.8	21.8	17.0	16.4	32.2	11.3	22.7	24.7	35.4	55.3	
4. Mostly agree	1.9	1.7	2.1	2.0	3.0	1.5	1.8	2.3	1.8	1.8	2.5	0.5	3.9	1.1	3.5	5.7	
5. Agree	2.1	2.3	2.0	1.5	4.2	2.6	1.6	1.8	2.6	1.9	2.7	0.8	1.7	2.7	4.3	3.3	
<i>Item 20940 Subject A11c</i>	<i>N</i>	<i>2198</i>	<i>988</i>	<i>1168</i>	<i>1492</i>	<i>245</i>	<i>449</i>	<i>533</i>	<i>771</i>	<i>445</i>	<i>1726</i>	<i>422</i>	<i>1105</i>	<i>469</i>	<i>208</i>	<i>364</i>	<i>34</i>
E04B: Insecure																	
1. Disagree	20.7	22.2	18.7	17.7	27.5	19.1	17.3	23.9	20.8	19.6	24.7	17.5	21.5	27.9	23.6	27.9	
2. Mostly disagree	5.3	6.1	4.5	5.6	5.9	5.2	4.8	5.3	5.7	5.1	6.0	4.0	6.2	6.4	7.0	2.9	
3. Neither	28.9	28.6	29.7	29.4	29.0	25.5	31.7	30.2	26.8	26.4	38.5	21.7	35.6	32.7	38.5	62.2	
4. Mostly agree	17.6	17.0	18.2	19.2	10.6	24.4	19.1	14.4	14.3	19.4	10.1	19.6	16.4	16.3	15.2	1.1	
5. Agree	27.6	26.2	28.8	28.1	27.0	25.9	27.1	26.1	32.4	29.5	20.7	37.3	20.4	16.7	15.7	5.9	
<i>Item 20950 Subject A11c</i>	<i>N</i>	<i>2192</i>	<i>984</i>	<i>1166</i>	<i>1487</i>	<i>245</i>	<i>448</i>	<i>530</i>	<i>769</i>	<i>445</i>	<i>1722</i>	<i>421</i>	<i>1103</i>	<i>466</i>	<i>209</i>	<i>361</i>	<i>34</i>
E04C: Independent and liberated																	
1. Disagree	59.1	56.7	60.7	56.8	65.8	57.7	53.2	61.9	62.8	61.7	48.7	70.3	53.2	51.4	40.6	32.9	
2. Mostly disagree	9.0	10.2	8.1	10.1	4.2	10.7	10.8	7.9	7.2	9.4	7.9	7.3	10.4	12.8	11.4	-	
3. Neither	25.0	26.4	24.0	26.1	23.5	23.9	28.9	24.8	22.0	22.2	36.5	17.5	29.4	25.7	39.8	52.3	
4. Mostly agree	4.6	4.8	4.6	5.2	2.6	4.4	5.9	3.3	5.6	4.9	3.1	2.9	5.3	8.0	6.0	11.0	
5. Agree	2.2	1.8	2.6	1.9	3.9	3.4	1.2	2.1	2.4	1.8	3.8	1.9	1.8	2.2	2.2	3.8	
<i>Item 20960 Subject A11c</i>	<i>N</i>	<i>2191</i>	<i>986</i>	<i>1165</i>	<i>1485</i>	<i>246</i>	<i>447</i>	<i>530</i>	<i>771</i>	<i>443</i>	<i>1722</i>	<i>422</i>	<i>1101</i>	<i>468</i>	<i>208</i>	<i>363</i>	<i>34</i>
E04D: Conforming																	
1. Disagree	38.2	39.4	36.8	34.2	46.7	36.6	33.4	42.4	38.2	37.7	40.3	41.5	36.0	35.2	33.4	27.3	
2. Mostly disagree	5.8	6.6	5.3	5.7	5.0	4.8	6.7	4.7	7.6	6.1	3.7	5.1	5.1	9.0	7.7	1.1	
3. Neither	33.5	33.9	33.3	34.5	32.6	34.2	32.9	33.8	33.1	31.1	44.4	27.7	35.8	38.3	43.6	61.8	
4. Mostly agree	9.4	8.8	10.1	11.8	3.5	11.9	11.1	7.3	8.7	10.6	4.6	10.1	10.6	6.9	8.1	4.3	
5. Agree	13.0	11.3	14.4	13.9	12.1	12.6	15.9	11.8	12.2	14.6	7.0	15.7	12.4	10.5	7.2	5.4	
<i>Item 20970 Subject A11c</i>	<i>N</i>	<i>2187</i>	<i>983</i>	<i>1163</i>	<i>1483</i>	<i>245</i>	<i>446</i>	<i>529</i>	<i>767</i>	<i>445</i>	<i>1719</i>	<i>419</i>	<i>1098</i>	<i>468</i>	<i>208</i>	<i>362</i>	<i>34</i>
E04E: Mature, sophisticated																	
1. Disagree	65.0	62.4	67.1	63.1	65.7	63.5	62.0	66.3	68.0	68.2	52.8	76.9	58.3	60.5	44.5	30.5	
2. Mostly disagree	8.6	8.9	8.3	8.7	5.7	10.7	10.3	6.6	7.9	9.4	5.9	7.9	10.4	9.9	8.6	-	
3. Neither	22.0	23.5	20.8	24.0	22.2	20.6	23.3	24.2	18.1	18.5	35.8	13.2	25.9	25.2	38.2	57.9	
4. Mostly agree	2.2	2.2	2.1	2.5	2.9	2.0	3.0	1.4	2.6	1.9	2.6	0.6	3.9	3.1	3.7	8.2	
5. Agree	2.2	3.0	1.6	1.7	3.4	3.2	1.5	1.6	3.3	2.0	2.9	1.4	1.4	1.2	5.0	3.3	
<i>Item 20980 Subject A11c</i>	<i>N</i>	<i>2190</i>	<i>987</i>	<i>1162</i>	<i>1487</i>	<i>245</i>	<i>447</i>	<i>529</i>	<i>769</i>	<i>445</i>	<i>1720</i>	<i>421</i>	<i>1101</i>	<i>469</i>	<i>207</i>	<i>361</i>	<i>34</i>
E04F: Like she's TRYING to appear mature and sophisticated																	
1. Disagree	19.3	22.9	15.6	15.8	29.8	18.7	16.8	22.4	17.5	18.2	23.2	19.5	17.0	17.0	20.8	27.9	
2. Mostly disagree	4.2	3.6	4.7	4.2	5.3	2.6	6.9	3.8	3.1	4.3	4.0	2.9	5.9	6.0	5.5	-	
3. Neither	22.8	24.9	21.2	24.8	20.7	21.2	24.6	21.9	24.0	19.8	34.9	16.1	25.9	24.8	36.3	48.2	
4. Mostly agree	18.0	17.6	18.7	19.4	10.2	21.3	16.5	15.7	20.4	19.0	13.6	17.7	19.5	21.4	15.7	14.6	
5. Agree	35.7	31.0	39.9	35.7	34.0	36.2	35.2	36.2	35.1	38.6	24.3	43.8	31.7	30.9	21.7	9.3	
<i>Item 20990 Subject A11c</i>	<i>N</i>	<i>2180</i>	<i>982</i>	<i>1156</i>	<i>1482</i>	<i>241</i>	<i>446</i>	<i>524</i>	<i>768</i>	<i>443</i>	<i>1713</i>	<i>418</i>	<i>1095</i>	<i>465</i>	<i>208</i>	<i>361</i>	<i>34</i>
E05: Do you agree or disagree . . .																	
E05A: Smokers know how to enjoy life more than non-smokers																	
1. Disagree	71.9	67.2	76.3	71.2	72.6	76.5	67.2	71.7	73.2	75.5	58.8	82.1	66.9	68.5	53.6	33.9	
2. Mostly disagree	7.5	8.1	6.9	7.5	5.7	8.2	8.6	6.7	6.7	7.6	7.8	6.0	8.9	9.7	8.3	10.7	
3. Neither	17.1	20.3	14.0	18.2	14.7	13.8	19.8	17.6	16.5	14.1	27.6	10.3	21.3	19.6	29.3	40.8	
4. Mostly agree	1.4	1.8	1.1	1.5	1.1	0.5	2.2	1.6	0.9	1.3	1.6	0.4	1.1	1.5	4.7	-	
5. Agree	2.1	2.7	1.6	1.6	6.0	1.0	2.3	2.4	2.6	1.5	4.2	1.2	1.9	0.7	4.2	14.5	
<i>Item 21000 Subject A11c</i>	<i>N</i>	<i>2202</i>	<i>993</i>	<i>1166</i>	<i>1491</i>	<i>245</i>	<i>451</i>	<i>530</i>	<i>774</i>	<i>447</i>	<i>1731</i>	<i>422</i>	<i>1108</i>	<i>471</i>	<i>208</i>	<i>363</i>	<i>34</i>

DESCRIPTIVE RESULTS: 2003

215

QUESTIONNAIRE FORM 5 2003	TOTAL	SEX		RACE		REGION				COLLEGE PLANS?		ILLICIT DRUG USE: LIFETIME					
		M	F	White	Black	NE	NC	S	W	Yes	No	None	Mari- juana Only	Few Pills	More Pills	Any Her- oin	
<i>N (Weighted No. of Cases):</i>	2531	1159	1273	1611	307	533	621	859	518	1915	479	1226	548	245	415	38	
<i>% of Weighted Total:</i>	100.0	45.8	50.3	63.6	12.1	21.1	24.5	34.0	20.5	75.7	18.9	48.5	21.7	9.7	16.4	1.5	
E05B: I prefer to date people who don't smoke																	
1. Disagree	8.6	8.9	8.4	7.8	11.5	11.7	7.9	7.2	8.6	7.6	12.8	6.6	8.6	9.7	12.4	10.7	
2. Mostly disagree	2.7	2.7	2.8	2.7	3.3	3.0	3.7	2.3	2.0	2.3	3.8	0.7	2.4	7.7	5.9	7.1	
3. Neither	16.9	17.6	16.1	18.9	12.5	15.1	19.6	18.3	13.4	14.0	28.5	10.4	16.9	15.4	34.3	53.0	
4. Mostly agree	9.4	8.7	9.9	9.2	10.0	8.2	9.0	11.4	7.5	8.5	12.2	7.2	13.3	11.6	9.7	7.9	
5. Agree	62.4	62.1	62.7	61.4	62.6	62.0	59.8	60.9	68.5	67.6	42.7	75.1	58.8	55.6	37.7	21.3	
<i>Item 21010 Subject A11c</i>	<i>N</i>	<i>2194</i>	<i>991</i>	<i>1163</i>	<i>1489</i>	<i>244</i>	<i>451</i>	<i>526</i>	<i>771</i>	<i>445</i>	<i>1725</i>	<i>420</i>	<i>1102</i>	<i>469</i>	<i>209</i>	<i>362</i>	<i>34</i>
E05C: The harmful effects of cigarettes have been exaggerated																	
1. Disagree	52.9	47.2	57.6	52.4	50.9	57.7	50.1	51.2	54.0	56.4	38.4	62.7	49.5	48.0	34.0	14.2	
2. Mostly disagree	16.4	18.0	15.0	18.6	11.9	16.4	18.2	15.8	15.4	16.3	17.8	12.8	18.3	19.0	23.9	16.1	
3. Neither	17.7	19.7	15.7	17.7	17.2	15.2	20.7	17.3	17.2	14.7	29.6	14.3	18.4	19.8	24.4	34.8	
4. Mostly agree	7.0	7.4	6.8	6.8	8.6	6.0	6.6	8.6	5.8	6.5	8.2	4.8	8.9	8.9	9.2	20.1	
5. Agree	6.0	7.6	4.9	4.5	11.4	4.7	4.3	7.1	7.5	6.1	6.0	5.4	5.0	4.3	8.5	14.8	
<i>Item 21020 Subject A11c</i>	<i>N</i>	<i>2187</i>	<i>987</i>	<i>1161</i>	<i>1485</i>	<i>242</i>	<i>448</i>	<i>526</i>	<i>766</i>	<i>447</i>	<i>1722</i>	<i>417</i>	<i>1098</i>	<i>469</i>	<i>207</i>	<i>361</i>	<i>34</i>
E05D: I think that becoming a smoker reflects poor judgment																	
1. Disagree	13.6	14.4	13.0	12.2	17.5	13.8	12.6	14.3	13.5	12.3	17.0	9.2	15.4	16.6	21.0	20.5	
2. Mostly disagree	7.4	7.8	6.9	7.8	7.5	7.8	9.3	7.5	4.5	7.2	8.3	4.0	11.9	10.9	10.3	3.9	
3. Neither	22.4	23.9	21.1	22.5	16.3	19.7	25.7	22.6	20.9	20.4	30.4	17.3	23.7	25.1	31.1	60.0	
4. Mostly agree	16.3	16.4	16.3	18.3	11.0	20.2	15.1	14.5	16.8	16.5	15.8	14.6	19.8	18.1	17.3	6.6	
5. Agree	40.3	37.6	42.7	39.2	47.7	38.6	37.3	41.2	44.2	43.6	28.6	54.9	29.2	29.3	20.4	9.0	
<i>Item 21030 Subject A11c</i>	<i>N</i>	<i>2183</i>	<i>986</i>	<i>1158</i>	<i>1480</i>	<i>244</i>	<i>448</i>	<i>525</i>	<i>766</i>	<i>445</i>	<i>1720</i>	<i>417</i>	<i>1095</i>	<i>468</i>	<i>208</i>	<i>360</i>	<i>34</i>
E05E: I personally don't mind being around people who are smoking																	
1. Disagree	37.7	33.1	41.6	35.6	46.8	39.4	35.9	35.6	41.5	39.5	29.9	51.5	26.8	25.3	19.2	12.5	
2. Mostly disagree	12.2	10.8	13.4	12.5	9.1	13.3	11.3	13.3	10.1	13.4	7.9	13.4	14.9	12.4	6.8	-	
3. Neither	16.6	20.8	12.5	15.9	16.9	13.8	17.8	17.6	16.5	15.6	20.8	15.5	18.1	19.6	16.2	19.5	
4. Mostly agree	17.1	18.9	15.7	17.7	15.7	18.7	16.9	15.9	17.7	16.4	20.0	12.9	21.8	20.9	21.9	15.2	
5. Agree	16.5	16.5	16.8	18.3	11.5	14.8	18.1	17.6	14.3	15.2	21.4	6.7	18.4	21.8	35.9	52.7	
<i>Item 21040 Subject A11c</i>	<i>N</i>	<i>2182</i>	<i>982</i>	<i>1160</i>	<i>1480</i>	<i>244</i>	<i>448</i>	<i>524</i>	<i>766</i>	<i>445</i>	<i>1718</i>	<i>417</i>	<i>1095</i>	<i>467</i>	<i>207</i>	<i>361</i>	<i>34</i>
E05F: Smoking is a dirty habit																	
1. Disagree	8.2	10.0	6.6	7.1	12.0	10.1	9.4	7.4	6.2	6.6	14.2	5.8	7.0	8.1	13.1	31.9	
2. Mostly disagree	4.6	5.1	4.2	4.8	5.4	3.6	5.1	4.5	5.5	4.1	7.1	2.0	4.4	7.2	10.5	14.6	
3. Neither	13.9	16.5	11.7	14.2	13.8	14.1	14.5	15.5	10.3	12.0	20.4	10.3	15.6	14.1	22.1	16.5	
4. Mostly agree	16.6	17.5	15.9	16.3	12.0	18.2	17.0	14.9	17.4	17.2	15.3	13.1	21.8	21.3	18.0	23.3	
5. Agree	56.7	51.0	61.7	57.6	56.8	54.1	54.0	57.7	60.6	60.1	43.0	68.9	51.1	49.4	36.2	13.6	
<i>Item 21050 Subject A11c</i>	<i>N</i>	<i>2178</i>	<i>980</i>	<i>1158</i>	<i>1478</i>	<i>242</i>	<i>444</i>	<i>521</i>	<i>767</i>	<i>445</i>	<i>1716</i>	<i>413</i>	<i>1090</i>	<i>467</i>	<i>208</i>	<i>361</i>	<i>34</i>
E05G: I strongly dislike being near people who are smoking																	
1. Disagree	20.9	23.8	18.6	21.8	18.9	23.6	21.6	21.9	15.6	18.4	30.6	11.6	23.0	28.5	37.8	50.9	
2. Mostly disagree	11.3	12.1	10.5	12.0	8.7	14.3	8.7	9.6	14.1	11.6	9.5	8.4	15.2	15.7	13.7	3.3	
3. Neither	20.2	23.4	17.1	19.9	19.4	14.7	22.4	21.6	20.9	18.3	28.0	16.4	22.2	20.7	28.2	36.0	
4. Mostly agree	11.8	9.7	13.6	11.5	14.6	11.5	10.3	14.6	9.3	12.5	9.0	13.5	13.8	14.3	3.8	4.5	
5. Agree	35.8	30.9	40.1	34.9	38.4	36.0	37.0	32.3	40.2	39.1	22.8	50.1	25.8	20.9	16.5	5.3	
<i>Item 21055 Subject A11c</i>	<i>N</i>	<i>2180</i>	<i>983</i>	<i>1158</i>	<i>1480</i>	<i>243</i>	<i>445</i>	<i>523</i>	<i>766</i>	<i>446</i>	<i>1717</i>	<i>416</i>	<i>1095</i>	<i>468</i>	<i>208</i>	<i>359</i>	<i>34</i>
Lately there has been some attention paid to certain drugs, including "crack" (cocaine in chunks or rocks).																	
E06: On how many occasions (if any) have you used "crack" cocaine?																	
E06A: . . . in your lifetime?																	
1. 0 occasions	96.0	96.6	95.4	95.8	96.9	95.9	94.6	96.7	96.4	96.9	92.3	100.0	100.0	94.4	85.9	36.5	
2. 1-2	1.6	1.7	1.7	1.8	-	2.3	2.6	0.9	1.2	1.6	2.1	-	-	4.5	5.9	16.8	
3. 3-5	0.7	0.4	1.0	0.9	0.8	0.3	1.6	0.6	0.2	0.2	2.6	-	-	-	1.7	28.4	
4. 6-9	0.3	0.6	0.1	0.3	-	0.4	0.1	0.2	0.8	0.3	0.6	-	-	0.9	1.6	-	
5. 10-19	0.5	0.1	0.8	0.6	-	-	-	0.9	0.9	0.3	1.3	-	-	-	2.0	12.1	
6. 20-39 occasions	0.2	0.2	0.2	0.3	-	0.7	0.2	0.1	-	0.2	-	-	-	-	1.2	-	
7. 40 or more	0.6	0.4	0.7	0.3	2.3	0.4	0.8	0.7	0.5	0.5	1.1	-	-	0.2	1.8	6.2	
<i>Item 22260 Subject A01a</i>	<i>N</i>	<i>2169</i>	<i>973</i>	<i>1159</i>	<i>1478</i>	<i>240</i>	<i>444</i>	<i>521</i>	<i>757</i>	<i>447</i>	<i>1709</i>	<i>412</i>	<i>1088</i>	<i>466</i>	<i>206</i>	<i>356</i>	<i>33</i>

QUESTIONNAIRE FORM 5 2003	TOTAL	SEX		RACE		REGION				COLLEGE PLANS?		ILLCIT DRUG USE: LIFETIME				
		M	F	White	Black	NE	NC	S	W	Yes	No	None	Mari- juana Only	Few Pills	More Pills	Any Her- oin
<i>N (Weighted No. of Cases):</i>	2531	1159	1273	1611	307	533	621	859	518	1915	479	1226	548	245	415	38
<i>% of Weighted Total:</i>	100.0	45.8	50.3	63.6	12.1	21.1	24.5	34.0	20.5	75.7	18.9	48.5	21.7	9.7	16.4	1.5
E06B: . . . during the last 12 months?																
1. 0 occasions	97.2	98.0	96.4	97.2	96.9	97.7	96.7	97.6	96.5	97.8	94.4	100.0	100.0	95.1	90.9	55.3
2. 1-2	1.4	1.1	1.7	1.4	0.8	1.1	2.4	1.0	1.1	1.1	2.8	-	-	3.8	3.4	30.8
3. 3-5	0.3	0.1	0.5	0.4	-	-	0.1	0.7	0.3	0.3	0.4	-	-	-	1.6	3.6
4. 6-9	0.3	0.5	0.2	0.3	-	0.4	0.1	-	1.0	0.2	0.6	-	-	0.9	1.2	1.7
5. 10-19	0.4	0.2	0.6	0.4	0.5	0.3	-	0.5	0.6	0.2	1.2	-	-	-	1.6	7.0
6. 20-39	0.1	-	0.1	0.1	0.2	-	0.2	0.1	-	0.1	-	-	-	-	0.3	1.6
7. 40 or more	0.4	0.1	0.5	0.2	1.7	0.4	0.6	0.1	0.5	0.3	0.6	-	-	0.2	0.8	-
<i>Item 22270 Subject A01b</i>	<i>N</i> 2168	972	1159	1477	240	444	520	757	447	1708	412	1088	466	206	356	32
E06C: . . . during the last 30 days?																
1. 0 occasions	98.8	98.9	98.7	99.1	97.7	98.8	99.3	98.9	97.8	98.8	98.7	100.0	100.0	98.3	95.9	86.2
2. 1-2	0.4	0.8	0.1	0.3	-	0.4	0.2	0.3	0.8	0.4	0.4	-	-	0.6	1.4	8.1
3. 3-5	0.4	-	0.7	0.5	0.5	-	0.3	0.5	0.7	0.3	0.6	-	-	-	2.3	-
4. 6-9	0.2	0.2	0.2	0.1	-	0.4	-	0.1	0.3	0.2	-	-	-	0.9	0.1	4.1
5. 10-19	*	-	*	-	0.2	-	-	0.1	-	*	-	-	-	-	-	1.6
6. 20-39	0.1	*	0.1	0.1	-	-	0.2	-	-	-	0.1	-	-	0.2	0.2	-
7. 40 or more	0.2	0.1	0.3	-	1.7	0.4	-	0.1	0.4	0.2	0.2	-	-	-	-	-
<i>Item 22280 Subject A01c</i>	<i>N</i> 2166	969	1159	1474	240	444	520	757	445	1708	410	1088	466	206	354	32
E07: During the last 12 months, on how many occasions (if any) have you . . .																
E07A: . . . taken ketamine ("special K," "super K")																
1. 0 occasions	97.8	97.7	98.2	98.1	97.9	96.3	97.9	98.5	98.0	98.6	95.4	100.0	100.0	97.7	91.7	73.7
2. 1-2	1.2	1.3	1.1	1.3	-	2.2	1.2	0.4	1.8	0.9	2.4	-	-	0.9	5.4	14.1
3. 3-5	0.4	0.4	0.3	*	1.2	0.4	0.1	0.6	0.1	0.2	0.6	-	-	0.2	1.1	6.2
4. 6-9	0.2	0.3	0.2	0.2	0.5	0.3	0.1	0.3	0.1	*	1.0	-	-	1.0	0.5	2.2
5. 10-19	0.2	0.1	0.2	0.2	-	-	0.6	0.1	-	0.2	0.1	-	-	0.3	0.5	3.7
6. 20-39	*	-	-	-	-	-	-	0.1	-	-	-	-	-	-	0.3	-
7. 40 or more	0.2	0.3	-	0.1	0.4	0.7	0.1	-	-	*	0.4	-	-	-	0.6	-
<i>Item 31060 Subject A01b</i>	<i>N</i> 2209	998	1161	1494	246	451	528	776	454	1728	422	1102	472	206	373	35
E07B: . . . smoked bidis (or beedies) which are small brown cigarettes from India																
1. 0 occasions	96.1	95.3	96.9	96.4	97.0	93.3	97.0	97.2	96.0	97.1	92.1	99.8	96.7	94.1	87.0	89.3
2. 1-2	2.1	2.3	1.9	1.8	0.9	3.0	0.9	1.8	3.0	1.7	3.6	0.2	2.2	3.2	6.5	6.8
3. 3-5	0.5	0.5	0.5	0.7	-	1.3	0.5	0.2	0.1	0.4	0.8	-	0.2	1.4	1.9	-
4. 6-9	0.4	0.7	0.1	0.3	0.9	0.6	0.3	0.4	0.1	0.2	1.2	-	0.7	-	1.1	2.2
5. 10-19	0.4	0.4	0.3	0.4	0.8	0.4	0.6	0.1	0.4	0.4	0.4	-	-	0.8	1.4	-
6. 20-39	0.2	0.2	*	0.2	-	0.5	0.1	0.1	-	-	0.6	-	-	0.5	0.7	-
7. 40 or more	0.4	0.6	0.2	0.2	0.4	0.8	0.5	0.1	0.4	0.1	1.3	-	0.2	-	1.4	1.7
<i>Item 31070 Subject A01b</i>	<i>N</i> 2200	994	1161	1491	247	453	528	769	451	1726	418	1094	470	206	374	35
E07C: . . . smoked kreteks (clove cigarettes)																
1. 0 occasions	93.3	92.6	93.8	92.9	96.3	89.7	92.8	96.3	92.2	94.8	88.8	99.8	94.0	90.4	79.4	52.5
2. 1-2	3.3	3.1	3.6	3.6	1.3	4.5	3.5	1.6	4.6	2.7	4.8	-	4.0	3.4	10.5	20.1
3. 3-5	1.4	1.9	1.1	1.6	1.1	2.3	1.1	1.3	1.2	1.3	1.7	0.2	0.7	3.3	4.1	5.1
4. 6-9	0.5	0.6	0.4	0.4	0.2	1.0	0.6	0.2	0.5	0.3	1.0	-	0.5	1.4	1.6	-
5. 10-19	0.5	0.7	0.3	0.6	-	1.1	0.3	0.3	0.6	0.5	0.6	-	-	1.5	1.9	1.7
6. 20-39	0.3	0.4	0.2	*	0.4	0.4	0.3	0.2	0.4	0.2	0.6	-	0.2	-	1.4	2.2
7. 40 or more	0.7	0.6	0.6	0.8	0.7	1.0	1.4	0.1	0.4	0.2	2.6	-	0.6	-	1.0	18.3
<i>Item 31150 Subject A01b</i>	<i>N</i> 2200	994	1160	1491	247	453	527	769	451	1723	419	1095	470	207	372	35
E07D: . . . taken OxyContin (without a doctor's orders)																
1. 0 occasions	95.7	94.2	97.2	95.5	96.8	93.4	95.9	97.1	95.5	97.1	91.7	100.0	100.0	99.1	80.5	51.3
2. 1-2	2.1	3.0	1.5	2.2	1.0	3.8	1.8	1.5	2.0	1.7	3.0	-	-	0.6	9.6	24.7
3. 3-5	1.0	1.5	0.7	1.3	0.9	1.8	0.8	0.6	1.2	0.8	1.4	-	-	-	5.0	9.3
4. 6-9	0.4	0.6	0.2	0.4	0.4	0.2	0.8	0.2	0.7	0.2	1.6	-	-	0.3	1.9	5.6
5. 10-19	0.3	0.2	0.4	0.5	-	0.2	0.6	0.2	0.2	0.2	0.9	-	-	-	1.5	3.7
6. 20-39	0.2	0.2	0.1	0.1	0.4	0.1	-	0.4	0.2	*	0.5	-	-	-	0.9	3.2
7. 40 or more	0.2	0.3	-	0.1	0.7	0.6	0.1	0.1	0.2	-	0.8	-	-	-	0.6	2.2
<i>Item 31310 Subject A01b</i>	<i>N</i> 2199	994	1160	1492	247	453	527	769	451	1723	419	1095	468	207	372	35

*less than .05 percent.

DESCRIPTIVE RESULTS: 2003

217

QUESTIONNAIRE FORM 5 2003	TOTAL	SEX		RACE		REGION				COLLEGE PLANS?		ILLICIT DRUG USE: LIFETIME				
		M	F	White	Black	NE	NC	S	W	Yes	No	None	Mari- juana Only	Few Pills	More Pills	Any Her- oin
<i>N (Weighted No. of Cases):</i>	2531	1159	1273	1611	307	533	621	859	518	1915	479	1226	548	245	415	38
<i>% of Weighted Total:</i>	100.0	45.8	50.3	63.6	12.1	21.1	24.5	34.0	20.5	75.7	18.9	48.5	21.7	9.7	16.4	1.5
E07E: . . . taken Vicodin (without a doctor's orders)																
1. 0 occasions	90.2	88.0	92.0	88.1	96.3	89.3	87.8	95.3	85.0	91.7	85.4	100.0	100.0	84.4	58.8	25.1
2. 1-2	4.5	5.6	3.6	5.6	2.0	6.4	5.9	1.7	5.6	4.2	5.7	-	-	14.9	17.0	9.2
3. 3-5	1.8	1.9	1.8	2.5	-	1.5	1.2	1.3	3.9	1.8	1.1	-	-	-	9.2	17.9
4. 6-9	1.6	1.8	1.4	1.6	0.4	1.2	1.8	0.7	3.1	1.2	3.3	-	-	0.3	7.9	12.3
5. 10-19	1.3	1.6	1.0	1.7	0.7	0.7	3.0	0.7	0.7	0.9	2.7	-	-	0.4	4.6	24.5
6. 20-39	0.3	0.6	0.1	0.2	-	0.3	-	0.1	1.1	*	1.0	-	-	-	1.3	6.0
7. 40 or more	0.4	0.4	0.2	0.3	0.7	0.6	0.4	0.1	0.4	0.2	0.9	-	-	-	1.1	5.0
<i>Item 31320 Subject A01b</i>	<i>N</i> 2193	992	1156	1489	246	450	528	766	449	1716	420	1090	470	207	371	35
E08: Over the LAST 12 MONTHS, about how often have you gone to parties?																
1. Not at all—GO TO Q.E10	23.9	22.8	24.3	23.2	27.8	21.6	20.9	27.1	24.4	23.0	26.2	36.3	13.1	12.2	8.3	6.2
2. Once a month or less	29.6	28.2	31.1	29.8	27.1	33.1	24.0	32.9	27.2	31.4	24.5	34.5	30.9	27.3	18.1	6.7
3. 2 or 3 times a month	22.7	23.3	22.3	23.1	22.5	22.4	22.7	22.8	22.9	24.0	18.9	20.1	25.2	31.5	24.7	9.6
4. About once a week	11.8	12.3	11.5	11.4	11.7	12.1	16.3	8.8	11.5	11.3	13.6	6.0	16.6	17.4	17.7	28.7
5. 2 or 3 times a week	8.4	8.2	8.6	9.3	5.5	6.9	11.6	5.6	10.7	7.8	10.6	1.8	10.2	9.1	22.6	40.5
6. Over 3 times a week	3.5	5.2	2.1	3.2	5.4	3.9	4.5	2.8	3.2	2.6	6.1	1.3	4.0	2.6	8.7	8.4
<i>Item 21900 Subject C07</i>	<i>N</i> 2183	977	1162	1479	250	444	525	768	446	1719	409	1086	474	207	360	35
E09: Now think about the parties you went to in the last 12 months. How often . . .																
E09A: Were people over age 30 present at least some of the time?																
1. Never	46.8	45.6	48.1	47.7	45.3	52.6	47.9	43.5	44.9	46.9	45.7	47.4	46.6	48.3	45.5	42.2
2. Seldom	26.5	24.9	27.7	26.7	25.7	23.0	27.7	27.1	27.6	27.3	23.8	20.6	33.4	32.8	27.2	35.6
3. Sometimes	16.0	18.8	13.4	16.5	13.8	15.7	15.7	17.9	13.3	15.8	15.7	17.3	12.5	12.8	19.0	17.1
4. Most times	6.1	5.8	6.4	5.4	4.6	5.5	3.8	6.6	8.6	6.2	6.2	8.5	3.9	4.0	4.9	3.4
5. Always	4.7	4.9	4.5	3.7	10.6	3.2	4.9	4.9	5.6	3.8	8.4	6.3	3.5	2.1	3.4	1.6
<i>Item 21910 Subject C07, M02</i>	<i>N†</i> 1716	795	888	1161	195	361	424	585	347	1356	316	724	420	185	337	33
E09B: Did someone get high on alcohol?																
1. Never	15.3	15.9	14.2	11.8	27.8	13.0	13.3	17.4	16.6	15.5	13.0	27.8	5.8	7.8	5.0	-
2. Seldom	6.1	5.3	6.7	4.4	9.5	7.4	5.7	6.8	4.2	6.3	5.3	9.7	4.2	3.8	2.5	3.8
3. Sometimes	13.6	14.7	12.9	11.8	19.8	10.6	13.7	16.2	12.3	13.0	15.9	15.8	15.3	6.3	10.7	12.2
4. Most times	22.9	25.0	21.5	24.7	17.0	25.3	25.1	21.2	20.8	23.4	22.0	19.1	27.8	34.3	20.3	15.2
5. Always	42.1	39.1	44.7	47.3	25.9	43.8	42.3	38.4	46.1	41.8	43.8	27.6	46.8	47.8	61.5	68.8
<i>Item 21920 Subject A02b, C07</i>	<i>N†</i> 1714	792	890	1161	197	360	426	580	348	1356	316	724	420	186	336	33
E09C: Did most people get high on alcohol?																
1. Never	17.4	17.2	17.1	13.3	32.2	15.2	14.4	19.8	19.5	18.0	14.3	32.2	7.4	7.7	4.7	-
2. Seldom	9.3	10.5	8.1	8.3	11.6	8.6	9.9	11.2	6.1	9.5	8.6	11.7	7.1	6.9	8.4	3.0
3. Sometimes	15.2	17.3	13.5	14.3	16.4	11.2	16.1	17.7	14.1	15.3	15.5	16.5	18.0	10.2	11.5	14.1
4. Most times	27.4	28.4	27.2	30.1	17.8	30.2	27.8	23.4	30.9	27.3	27.7	20.6	34.7	37.1	28.5	27.2
5. Always	30.7	26.6	34.2	34.0	22.0	34.9	31.8	27.9	29.5	29.9	34.0	18.9	32.7	38.0	46.8	55.6
<i>Item 21930 Subject A02b, C07</i>	<i>N†</i> 1704	786	886	1151	197	360	423	576	345	1352	309	720	420	186	331	33
E09D: Did you get high on alcohol?																
1. Never	36.4	33.2	38.5	29.5	60.1	32.8	32.2	43.0	34.0	38.6	27.2	64.0	20.7	15.4	12.3	1.9
2. Seldom	13.4	12.1	14.7	12.9	11.3	12.8	12.7	15.8	10.9	14.1	11.3	13.0	13.8	14.7	13.8	8.6
3. Sometimes	17.2	15.9	18.8	19.3	11.5	16.2	16.9	17.6	18.1	17.5	15.8	9.7	24.2	25.5	20.0	15.4
4. Most times	17.9	19.0	17.2	21.1	7.0	20.9	19.9	11.7	22.7	17.2	21.7	7.5	26.5	24.5	25.3	19.6
5. Always	15.1	19.8	10.8	17.3	10.1	17.3	18.3	11.8	14.3	12.6	24.0	5.7	14.7	19.9	28.6	54.6
<i>Item 21940 Subject A05c, C07</i>	<i>N†</i> 1704	790	884	1154	197	359	420	578	346	1350	314	719	419	186	336	32
E09E: Did you feel pressure to drink alcohol?																
1. Never	68.8	67.1	69.9	65.6	81.5	72.5	60.2	73.2	68.3	67.7	73.2	73.4	64.9	58.3	70.4	73.2
2. Seldom	17.3	17.2	17.7	19.9	9.1	14.6	23.4	15.7	15.2	18.5	13.2	13.3	21.6	22.3	18.2	7.9
3. Sometimes	8.5	9.8	7.3	8.8	6.4	8.8	9.0	7.1	10.1	8.7	7.5	8.9	8.7	10.4	5.2	15.4
4. Most times	3.1	3.4	3.0	3.9	0.4	2.7	4.2	2.8	2.9	3.3	3.1	3.2	3.1	6.7	1.6	-
5. Always	2.2	2.5	2.0	1.8	2.6	1.4	3.2	1.3	3.5	1.8	3.1	1.3	1.6	2.3	4.6	3.5
<i>Item 21950 Subject A02b, C07</i>	<i>N†</i> 1705	789	886	1155	196	359	421	578	347	1350	314	720	419	186	335	33

†=excludes respondents for whom question was inappropriate. *=less than .05 percent.

QUESTIONNAIRE FORM 5 2003	TOTAL	SEX		RACE		REGION				COLLEGE PLANS?		ILLICIT DRUG USE: LIFETIME				
		M	F	White	Black	NE	NC	S	W	Yes	No	None	Mari- juana Only	Few Pills	More Pills	Any Her- oin
<i>N (Weighted No. of Cases):</i>	2531	1159	1273	1611	307	533	621	859	518	1915	479	1226	548	245	415	38
<i>% of Weighted Total:</i>	100.0	45.8	50.3	63.6	12.1	21.1	24.5	34.0	20.5	75.7	18.9	48.5	21.7	9.7	16.4	1.5
E09F: Did you feel pressure to drink enough to get high?																
1. Never	74.5	70.5	77.9	72.5	81.1	76.2	69.3	77.7	73.6	74.9	73.7	80.9	72.4	63.6	72.1	52.3
2. Seldom	12.8	14.5	11.6	14.6	8.9	12.7	16.7	11.3	10.7	13.3	11.6	8.9	15.6	17.8	13.5	25.8
3. Sometimes	7.7	9.3	6.0	8.4	4.7	6.7	7.2	7.6	9.5	7.6	7.2	7.3	7.6	9.4	7.7	10.9
4. Most times	2.7	2.9	2.5	2.8	0.5	3.0	4.1	1.7	2.3	2.5	3.4	1.4	3.4	5.5	2.5	7.4
5. Always	2.3	2.8	2.0	1.8	4.8	1.4	2.7	1.6	3.8	1.7	4.1	1.4	1.0	3.6	4.1	3.5
<i>Item 21960 Subject A02b, C07</i>	<i>N†</i>	1702	788	883	1152	358	421	577	346	1348	314	718	420	186	333	33
E09G: Did someone get high on marijuana?																
1. Never	31.8	30.1	32.5	28.3	39.0	28.8	27.6	37.4	30.6	31.8	31.1	56.2	12.9	15.2	15.8	-
2. Seldom	11.0	12.8	9.5	11.4	11.9	8.1	16.4	11.9	6.0	11.1	10.8	11.3	13.0	13.0	6.6	10.2
3. Sometimes	17.5	18.4	16.8	19.1	12.6	14.4	19.7	17.5	18.3	18.3	15.0	12.7	24.9	23.9	15.3	18.8
4. Most times	18.2	16.3	20.4	19.4	16.6	21.2	18.9	15.0	19.4	19.4	13.4	12.1	25.9	23.8	20.5	2.7
5. Always	21.5	22.3	20.8	21.8	19.9	27.5	17.3	18.1	25.7	19.4	29.7	7.8	23.3	24.2	41.8	68.3
<i>Item 21970 Subject A02b, C07</i>	<i>N†</i>	1699	786	882	1150	357	419	576	347	1347	312	716	420	185	332	33
E09H: Did most people get high on marijuana?																
1. Never	37.8	36.8	38.1	35.3	43.3	37.0	35.3	42.6	33.5	37.8	36.9	62.8	18.5	23.9	19.5	1.3
2. Seldom	16.9	19.1	15.1	17.8	11.8	11.7	22.1	16.8	16.1	18.7	10.0	14.0	24.6	22.9	11.0	13.4
3. Sometimes	17.0	17.7	16.2	18.6	8.8	15.3	17.1	16.7	19.0	18.1	12.8	11.2	22.6	22.2	19.3	17.2
4. Most times	15.0	14.3	15.8	16.4	17.4	19.2	13.9	11.7	17.7	14.1	19.6	7.0	19.8	16.4	24.1	24.5
5. Always	13.4	12.1	14.9	11.9	18.7	16.9	11.6	12.2	13.8	11.3	20.7	4.9	14.6	14.6	26.2	43.6
<i>Item 21980 Subject A02b, C07</i>	<i>N†</i>	1696	785	881	1147	356	418	578	344	1348	308	717	419	185	331	32
E09I: Did you get high on marijuana?																
1. Never	66.8	61.7	70.9	63.6	72.6	60.7	65.0	72.9	65.0	68.8	58.2	100.0	45.5	60.5	32.5	7.0
2. Seldom	9.5	11.9	7.6	10.3	7.6	9.7	9.8	8.2	11.4	10.0	7.8	-	22.8	8.9	12.6	13.1
3. Sometimes	9.5	10.5	9.0	10.5	7.6	8.9	10.9	8.3	10.5	9.5	10.2	-	17.1	14.0	16.9	19.9
4. Most times	5.1	3.6	6.6	6.2	2.6	9.0	3.8	4.2	4.5	4.6	7.4	-	7.7	7.7	11.4	7.4
5. Always	9.0	12.4	6.0	9.4	9.6	11.7	10.6	6.5	8.6	7.1	16.4	-	6.9	8.9	26.6	52.5
<i>Item 21990 Subject A05c, C07</i>	<i>N†</i>	1700	788	881	1151	357	419	578	346	1349	310	718	419	185	332	33
E09J: Did you feel pressure to use marijuana?																
1. Never	84.6	82.4	87.0	84.5	81.0	85.1	82.2	86.9	83.3	85.0	83.9	92.5	78.4	78.9	82.3	63.6
2. Seldom	8.0	8.4	7.6	9.6	6.6	5.3	11.2	6.8	8.7	8.3	5.8	4.0	12.9	9.6	7.9	20.3
3. Sometimes	4.5	5.5	3.3	4.4	5.8	6.2	3.3	4.4	4.3	4.3	5.4	2.0	7.1	6.7	4.4	9.6
4. Most times	1.2	1.3	1.1	0.7	2.3	1.4	1.0	0.7	1.8	1.1	1.8	0.8	0.8	3.4	1.4	-
5. Always	1.7	2.3	1.1	0.8	4.3	2.0	2.3	1.1	1.9	1.4	3.2	0.7	0.8	1.5	4.1	6.5
<i>Item 22000 Subject A02b, C07</i>	<i>N†</i>	1698	788	880	1151	357	417	577	346	1346	311	717	417	185	332	33
E09K: Did someone get high on other drugs?																
1. Never	59.8	61.4	58.3	58.5	68.1	56.3	64.5	61.8	54.5	61.2	54.1	79.0	58.2	54.5	29.8	6.2
2. Seldom	15.6	16.5	14.6	16.0	13.1	19.1	13.1	15.3	15.5	15.8	14.4	9.7	20.0	19.9	20.1	12.3
3. Sometimes	13.2	11.2	15.2	14.3	5.8	13.8	12.3	11.0	17.2	13.3	13.3	6.6	13.5	17.1	23.0	32.8
4. Most times	5.3	3.8	6.5	6.0	3.8	5.3	4.2	5.4	6.3	5.5	4.7	2.5	4.2	4.7	11.4	18.4
5. Always	6.2	7.1	5.4	5.2	9.3	5.5	5.9	6.6	6.5	4.2	13.5	2.3	4.0	3.8	15.7	30.3
<i>Item 22010 Subject A02b, C07</i>	<i>N†</i>	1693	786	877	1147	356	415	576	346	1343	310	714	417	185	332	33
E09L: Did most people get high on other drugs?																
1. Never	66.4	67.3	65.5	66.3	71.5	63.5	70.6	69.3	59.6	68.6	58.7	83.3	67.1	61.8	39.6	5.6
2. Seldom	17.1	17.6	16.7	18.6	10.4	21.1	16.1	14.3	19.0	17.3	15.9	9.2	17.3	23.5	29.5	22.6
3. Sometimes	8.9	8.0	10.0	8.9	4.3	6.6	6.4	9.3	13.7	8.1	12.8	4.2	9.9	8.1	16.2	29.8
4. Most times	3.6	3.1	4.0	3.6	4.3	4.8	2.7	3.8	3.0	3.4	4.1	1.5	3.1	3.2	8.2	7.4
5. Always	4.0	4.1	3.8	2.5	9.4	4.1	4.2	3.3	4.7	2.7	8.6	1.8	2.6	3.3	6.5	34.5
<i>Item 22020 Subject A02b, C07</i>	<i>N†</i>	1693	785	876	1146	355	415	577	346	1340	311	712	417	185	333	33

†=excludes respondents for whom question was inappropriate.

DESCRIPTIVE RESULTS: 2003

219

QUESTIONNAIRE FORM 5 2003	TOTAL	SEX		RACE		REGION				COLLEGE PLANS?		ILLICIT DRUG USE: LIFETIME					
		M	F	White	Black	NE	NC	S	W	Yes	No	None	Mari- juana Only	Few Pills	More Pills	Any Her- oin	
<i>N (Weighted No. of Cases):</i>	2531	1159	1273	1611	307	533	621	859	518	1915	479	1226	548	245	415	38	
<i>% of Weighted Total:</i>	100.0	45.8	50.3	63.6	12.1	21.1	24.5	34.0	20.5	75.7	18.9	48.5	21.7	9.7	16.4	1.5	
E09M: Did you get high on other drugs?																	
1. Never	90.7	90.0	91.2	89.2	94.3	89.4	89.1	92.1	91.5	92.9	83.1	100.0	100.0	87.5	69.3	19.8	
2. Seldom	3.7	4.5	3.2	4.4	2.0	3.8	3.8	3.8	3.6	3.2	5.1	-	-	5.2	14.2	12.6	
3. Sometimes	2.8	2.4	3.2	3.5	1.0	3.1	4.1	1.7	2.6	2.3	4.4	-	-	6.1	8.3	15.7	
4. Most times	1.9	1.7	1.9	2.2	0.8	1.6	2.4	2.0	1.5	1.0	5.2	-	-	0.1	5.4	40.0	
5. Always	0.9	1.5	0.5	0.7	1.9	2.1	0.6	0.5	0.8	0.6	2.2	-	-	1.1	2.8	11.8	
<i>Item 22030 Subject A05c, C07</i>	<i>N†</i>	<i>1690</i>	<i>781</i>	<i>878</i>	<i>1145</i>	<i>195</i>	<i>356</i>	<i>414</i>	<i>577</i>	<i>344</i>	<i>1340</i>	<i>309</i>	<i>713</i>	<i>417</i>	<i>183</i>	<i>331</i>	<i>33</i>
E09N: Did you feel pressure to use other drugs?																	
1. Never	91.3	89.5	93.3	92.4	86.9	91.4	90.5	93.0	89.4	92.7	87.2	95.3	92.4	86.8	87.4	68.8	
2. Seldom	3.9	4.2	3.4	4.2	6.1	4.1	5.3	3.7	2.4	3.4	5.1	2.4	2.3	7.8	4.5	20.4	
3. Sometimes	2.7	3.4	2.2	2.4	2.5	1.8	2.5	2.0	5.3	2.3	4.1	1.1	3.4	3.6	4.4	6.1	
4. Most times	0.9	1.1	0.7	0.7	1.9	1.3	0.8	0.8	0.8	0.7	1.8	0.4	1.2	0.8	1.9	-	
5. Always	1.1	1.8	0.4	0.3	2.7	1.4	0.9	0.5	2.1	0.9	1.9	0.8	0.8	1.0	1.9	4.6	
<i>Item 22040 Subject A02b, C07</i>	<i>N†</i>	<i>1692</i>	<i>783</i>	<i>879</i>	<i>1146</i>	<i>195</i>	<i>357</i>	<i>416</i>	<i>575</i>	<i>344</i>	<i>1342</i>	<i>309</i>	<i>714</i>	<i>417</i>	<i>185</i>	<i>331</i>	<i>33</i>
E10: Now think about how you would LIKE parties to be. At the parties you go to, how often . . .																	
E10A: Would you like people over age 30 to be present at least some of the time?																	
1. Never	55.0	53.2	56.5	53.4	60.3	59.0	54.0	54.1	53.4	54.9	53.3	50.8	62.8	56.9	58.9	25.5	
2. Seldom	22.4	24.0	21.0	24.4	15.8	20.9	25.2	22.2	21.0	23.8	17.4	20.6	23.9	30.6	20.6	35.1	
3. Sometimes	15.1	15.0	15.2	14.8	15.7	12.3	13.7	16.8	16.4	14.7	16.8	18.6	10.3	7.4	13.5	29.2	
4. Most times	4.7	5.1	4.4	4.8	4.8	6.1	3.1	4.4	5.8	4.2	7.1	6.4	2.0	3.3	3.7	8.7	
5. Always	2.8	2.6	2.8	2.6	3.3	1.6	4.0	2.4	3.4	2.3	5.4	3.6	1.0	1.8	3.4	1.5	
<i>Item 22050 Subject C08, M02</i>	<i>N</i>	<i>2152</i>	<i>973</i>	<i>1132</i>	<i>1457</i>	<i>244</i>	<i>443</i>	<i>511</i>	<i>756</i>	<i>441</i>	<i>1693</i>	<i>406</i>	<i>1068</i>	<i>460</i>	<i>202</i>	<i>362</i>	<i>35</i>
E10B: Would you like to get high on alcohol?																	
1. Never	44.3	39.1	47.7	37.5	68.9	40.5	36.7	51.7	43.8	45.9	37.7	66.9	26.8	22.3	14.5	8.7	
2. Seldom	12.6	11.9	13.3	12.8	9.6	11.4	12.8	13.5	12.1	13.2	10.8	12.9	12.8	15.0	11.1	7.1	
3. Sometimes	16.9	15.8	18.3	19.0	8.1	15.9	17.4	16.2	18.7	17.6	15.2	10.6	24.2	23.4	23.5	12.2	
4. Most times	12.2	13.4	11.5	14.1	6.5	13.2	17.7	8.9	10.7	11.6	13.7	5.4	17.1	22.6	20.4	21.1	
5. Always	14.0	19.8	9.1	16.7	6.9	19.0	15.3	9.7	14.7	11.7	22.7	4.2	19.2	16.6	30.5	50.9	
<i>Item 22060 Subject A05c, C08</i>	<i>N</i>	<i>2147</i>	<i>971</i>	<i>1129</i>	<i>1452</i>	<i>245</i>	<i>438</i>	<i>511</i>	<i>759</i>	<i>439</i>	<i>1693</i>	<i>401</i>	<i>1066</i>	<i>459</i>	<i>200</i>	<i>363</i>	<i>35</i>
E10C: Would you like other people to get high on alcohol?																	
1. Never	41.8	34.9	46.8	35.2	63.4	35.6	36.4	48.5	42.6	42.5	38.4	63.2	24.8	19.9	14.4	8.8	
2. Seldom	13.0	13.3	12.8	12.7	12.0	13.2	11.5	14.0	12.8	14.1	9.3	14.3	12.0	13.4	10.6	4.3	
3. Sometimes	19.7	19.9	19.9	22.3	12.0	20.0	20.9	19.0	19.0	19.7	19.9	12.8	27.0	25.7	28.4	16.8	
4. Most times	12.8	13.3	12.5	14.8	4.7	11.6	18.7	9.3	12.9	12.8	11.9	6.5	18.1	23.5	18.9	15.4	
5. Always	12.8	18.7	7.9	15.1	7.9	19.5	12.4	9.3	12.7	10.9	20.4	3.2	18.1	17.5	27.6	54.7	
<i>Item 22070 Subject A11d, C08</i>	<i>N</i>	<i>2138</i>	<i>969</i>	<i>1123</i>	<i>1448</i>	<i>244</i>	<i>438</i>	<i>512</i>	<i>754</i>	<i>434</i>	<i>1687</i>	<i>398</i>	<i>1063</i>	<i>456</i>	<i>202</i>	<i>359</i>	<i>35</i>
E10D: Would you like to use marijuana?																	
1. Never	69.6	64.2	73.4	66.7	75.8	63.4	67.2	74.9	69.2	72.0	59.6	95.5	47.3	61.1	31.4	15.9	
2. Seldom	9.2	9.6	9.1	10.0	6.0	8.0	9.2	9.1	10.9	9.3	9.3	2.3	20.9	10.5	14.3	11.5	
3. Sometimes	8.4	9.0	8.2	9.1	7.9	9.0	10.7	6.5	8.4	8.1	10.2	1.4	15.6	9.7	18.9	7.5	
4. Most times	4.1	5.2	3.3	3.8	4.7	6.6	4.1	2.7	4.0	3.6	5.3	0.3	6.1	8.6	9.2	12.4	
5. Always	8.7	12.0	6.0	10.3	5.6	13.1	8.8	6.9	7.4	7.1	15.5	0.5	10.0	10.1	26.2	52.7	
<i>Item 22080 Subject A05c, C08</i>	<i>N</i>	<i>2145</i>	<i>969</i>	<i>1128</i>	<i>1452</i>	<i>243</i>	<i>437</i>	<i>511</i>	<i>756</i>	<i>440</i>	<i>1689</i>	<i>403</i>	<i>1065</i>	<i>458</i>	<i>200</i>	<i>363</i>	<i>35</i>
E10E: Would you like other people to use marijuana?																	
1. Never	65.8	59.3	70.6	62.8	72.0	59.9	61.5	71.3	67.2	67.5	58.7	90.9	45.6	50.3	30.4	16.8	
2. Seldom	10.6	10.6	10.8	11.3	8.9	10.9	11.9	9.7	10.2	11.5	6.5	5.2	20.7	15.9	10.7	6.7	
3. Sometimes	11.5	14.0	9.7	12.2	10.2	11.4	13.5	9.8	12.2	11.4	12.1	3.1	19.2	14.3	25.3	11.9	
4. Most times	4.4	4.9	4.1	4.8	3.8	6.2	5.5	3.5	3.1	3.7	7.2	0.2	5.2	10.6	12.1	11.5	
5. Always	7.7	11.2	4.9	8.9	5.1	11.5	7.6	5.7	7.4	5.9	15.4	0.6	9.3	8.9	21.4	53.2	
<i>Item 22090 Subject A11d, C08</i>	<i>N</i>	<i>2129</i>	<i>963</i>	<i>1119</i>	<i>1444</i>	<i>242</i>	<i>433</i>	<i>510</i>	<i>751</i>	<i>434</i>	<i>1683</i>	<i>394</i>	<i>1060</i>	<i>453</i>	<i>200</i>	<i>357</i>	<i>35</i>

†=excludes respondents for whom question was inappropriate.

MONITORING THE FUTURE

QUESTIONNAIRE FORM 5 2003	TOTAL	SEX		RACE		REGION				COLLEGE PLANS?		ILLCIT DRUG USE: LIFETIME				
		M	F	White	Black	NE	NC	S	W	Yes	No	None	Mari- juana Only	Few Pills	More Pills	Any Her- oin
<i>N (Weighted No. of Cases):</i>	2531	1159	1273	1611	307	533	621	859	518	1915	479	1226	548	245	415	38
<i>% of Weighted Total:</i>	100.0	45.8	50.3	63.6	12.1	21.1	24.5	34.0	20.5	75.7	18.9	48.5	21.7	9.7	16.4	1.5
E10F: Would you like to use other drugs?																
1. Never	88.5	87.0	89.7	86.9	92.9	85.8	87.4	91.4	87.7	90.6	81.1	97.7	92.2	85.6	66.8	14.3
2. Seldom	4.2	4.7	3.6	5.0	2.0	6.3	3.1	3.3	4.7	4.1	3.9	1.0	4.4	5.3	11.2	13.6
3. Sometimes	4.0	3.9	4.1	4.6	2.3	4.4	4.8	2.8	4.5	3.4	6.7	0.9	1.6	5.4	12.8	22.8
4. Most times	1.0	0.8	1.2	1.1	0.7	1.0	1.9	0.6	0.7	0.8	1.3	0.2	0.4	0.6	3.6	10.6
5. Always	2.4	3.7	1.3	2.4	2.1	2.6	2.8	1.9	2.5	1.2	7.0	0.2	1.4	3.1	5.6	38.8
<i>Item 22100 Subject A05c, C08</i>	<i>N</i> 2141	969	1125	1451	244	438	511	755	436	1687	402	1064	455	201	362	35
E10G: Would you like other people to use other drugs?																
1. Never	86.6	83.6	89.0	85.3	89.5	84.2	84.9	90.0	85.3	88.9	77.8	96.3	90.3	79.0	65.5	14.0
2. Seldom	5.2	6.2	4.4	5.4	5.3	7.3	3.4	4.6	6.2	5.0	5.7	2.0	4.9	10.2	11.1	16.6
3. Sometimes	4.7	5.7	3.8	5.6	1.5	4.5	6.8	3.4	4.5	4.1	7.4	1.3	2.4	6.0	15.0	22.7
4. Most times	1.1	1.2	1.1	1.2	1.2	1.6	2.1	0.5	0.5	0.8	1.6	0.3	0.7	1.7	3.1	7.6
5. Always	2.4	3.4	1.7	2.5	2.5	2.4	2.8	1.6	3.5	1.2	7.5	*	1.6	3.2	5.4	39.2
<i>Item 22110 Subject A11d, C08</i>	<i>N</i> 2130	964	1120	1443	244	437	510	751	431	1682	395	1058	454	202	357	35
E11: If you had ever used marijuana or hashish, do you think that you would have said so in this questionnaire?																
1. No	9.6	9.9	8.9	6.9	18.3	7.4	7.1	12.9	9.0	8.7	12.5	12.6	5.0	7.6	7.4	3.3
2. Not sure	7.5	7.6	7.4	6.5	8.9	6.2	8.5	7.5	7.7	7.7	6.9	11.7	3.4	3.2	1.8	11.7
3. Yes	51.2	47.8	54.3	51.7	52.6	53.0	53.0	52.0	45.7	52.8	43.9	71.9	29.5	43.1	27.2	21.4
4. I did say so	31.7	34.7	29.4	34.9	20.2	33.4	31.3	27.6	37.6	30.8	36.6	3.7	62.1	46.1	63.7	63.6
<i>Item 20800 Subject A15a</i>	<i>N</i> 2131	965	1123	1445	246	434	512	749	436	1674	403	1046	465	202	363	35
E12: If you had ever used amphetamines (without a doctor's orders), do you think that you would have said so in this questionnaire?																
1. No	13.3	14.9	11.2	10.2	22.5	11.2	10.2	15.4	15.2	11.7	18.3	13.4	13.7	13.6	11.0	10.0
2. Not sure	9.9	10.0	9.8	8.7	12.7	9.3	11.4	10.2	8.2	9.9	10.1	12.4	9.1	5.4	5.7	9.5
3. Yes	66.1	63.8	68.7	68.9	59.0	72.7	67.0	62.9	64.2	68.9	55.7	70.5	71.0	69.0	50.3	38.0
4. I did say so	10.7	11.3	10.3	12.2	5.8	6.7	11.4	11.4	12.4	9.4	15.9	3.7	6.2	12.0	33.0	42.4
<i>Item 20810 Subject A15a</i>	<i>N</i> 2131	965	1124	1443	245	432	513	748	438	1676	402	1048	463	202	363	35
E13: If you had ever used heroin, do you think that you would have said so in this questionnaire?																
1. No	14.2	15.2	12.7	11.4	21.2	13.6	10.5	16.4	15.5	12.6	19.9	13.6	13.9	14.4	15.3	6.7
2. Not sure	11.6	12.0	11.4	11.8	11.3	11.1	14.6	9.9	11.3	12.0	9.8	14.5	10.2	6.9	8.4	0.8
3. Yes	68.3	66.2	70.6	70.8	63.0	71.8	68.3	66.9	67.5	70.8	59.2	68.1	69.8	72.9	67.4	54.5
4. I did say so	5.9	6.5	5.3	5.9	4.5	3.5	6.6	6.8	5.7	4.5	11.1	3.7	6.0	5.8	9.0	37.9
<i>Item 20820 Subject A15a</i>	<i>N</i> 2130	964	1123	1442	246	432	513	748	437	1676	402	1049	462	202	362	35

*less than .05 percent.

QUESTIONNAIRE FORM 6 2003	TOTAL	SEX		RACE		REGION				COLLEGE PLANS?		ILLICIT DRUG USE: LIFETIME				
		M	F	White	Black	NE	NC	S	W	Yes	No	None	Mari- juana Only	Few Pills	More Pills	Any Her- oin
<i>N (Weighted No. of Cases):</i>	2565	1184	1257	1662	307	545	622	878	520	1919	490	1193	555	240	438	53
<i>% of Weighted Total:</i>	100.0	46.1	49.0	64.8	12.0	21.3	24.3	34.2	20.3	74.8	19.1	46.5	21.6	9.4	17.1	2.1
A01: How satisfied are you with your life as a whole these days?																
1. Completely dissatisfied	1.7	1.5	1.4	1.0	1.9	2.5	1.4	1.3	1.8	1.3	2.4	1.3	1.9	0.7	1.7	5.6
2. Quite dissatisfied	6.1	6.0	5.6	5.8	3.2	5.9	7.8	4.9	6.3	6.0	5.4	6.5	6.1	3.7	4.1	11.6
3. Somewhat dissatisfied	6.9	7.3	6.1	6.7	9.3	5.6	5.9	8.6	6.8	6.6	6.7	5.9	6.4	9.9	7.5	11.9
4. Neither, or mixed feelings	8.9	8.2	9.4	8.7	7.4	10.4	10.6	7.6	7.4	8.6	9.6	8.1	7.4	6.9	12.0	19.1
5. Somewhat satisfied	23.2	22.8	23.8	22.5	28.2	25.1	22.1	21.8	25.2	21.9	28.3	21.4	23.4	26.5	28.7	14.7
6. Quite satisfied	41.9	41.3	43.9	45.3	36.5	41.9	41.4	41.6	42.8	45.3	31.7	44.3	42.1	39.8	40.6	22.0
7. Completely satisfied	11.3	12.9	9.8	9.9	13.3	8.6	10.9	14.2	9.8	10.1	15.8	12.4	12.7	12.5	5.4	15.2
<i>Item 6840 Subject P01, Q01</i>	<i>N</i> 2485	1142	1230	1630	290	531	599	857	499	1872	480	1163	540	232	426	53
A02: The next questions ask about the kinds of things you might do. How often do you do each of the following?																
A02A: Watch TV																
1. Never	0.9	0.9	0.4	0.5	1.1	1.5	0.8	0.5	0.9	0.8	0.6	0.4	0.5	0.7	1.4	8.4
2. A few times a year	1.4	2.1	0.7	1.3	0.6	2.0	0.9	1.2	1.9	1.4	1.1	1.2	1.1	1.3	2.6	1.7
3. Once or twice a month	3.9	2.8	5.0	4.4	2.0	4.7	2.5	3.7	5.2	4.1	2.8	3.9	3.1	4.6	4.5	8.5
4. At least once a week	22.3	18.6	26.4	24.8	10.6	25.2	22.3	19.6	23.7	23.1	19.2	22.1	21.2	25.0	24.1	15.3
5. Almost every day	71.5	75.6	67.5	69.0	85.7	66.6	73.5	74.9	68.4	70.6	76.4	72.4	74.1	68.4	67.4	66.0
<i>Item 5820 Subject C07</i>	<i>N</i> 2554	1179	1256	1661	307	543	618	876	518	1915	490	1190	554	240	438	53
A02B: Go to movies																
1. Never	2.4	2.4	2.1	2.2	2.0	2.6	1.8	2.9	2.1	1.9	3.8	2.4	1.0	2.6	3.4	6.0
2. A few times a year	33.2	32.9	34.1	34.9	37.5	40.0	29.3	33.8	29.6	32.5	35.8	31.5	34.9	26.5	37.0	60.4
3. Once or twice a month	56.0	54.6	57.7	56.9	49.4	50.6	62.4	52.3	60.2	57.9	52.3	57.6	56.0	63.2	52.6	28.6
4. At least once a week	8.1	9.6	6.1	5.9	11.0	6.8	6.3	10.7	7.3	7.5	7.4	8.3	7.7	7.3	6.9	5.0
5. Almost every day	0.3	0.5	*	0.2	0.1	-	0.2	0.3	0.8	0.2	0.6	0.2	0.4	0.5	0.1	-
<i>Item 5830 Subject C07</i>	<i>N</i> 2548	1179	1252	1655	307	539	617	876	516	1910	490	1188	551	240	436	53
A02C: Go to rock concerts																
1. Never	54.4	52.0	55.7	43.7	90.4	52.3	51.3	59.9	50.9	53.1	54.8	65.9	54.9	39.3	30.4	29.8
2. A few times a year	39.1	39.0	40.4	48.5	8.2	40.9	41.2	34.9	41.8	41.3	36.2	31.1	39.0	52.3	54.8	60.1
3. Once or twice a month	5.2	7.3	3.1	6.3	1.0	4.8	5.8	4.4	6.2	4.6	7.2	2.5	4.2	7.1	13.0	4.6
4. At least once a week	0.9	1.2	0.5	1.0	0.4	1.9	0.7	0.3	0.9	0.6	1.7	0.4	0.9	1.3	1.6	2.3
5. Almost every day	0.5	0.5	0.3	0.5	-	-	1.0	0.6	0.3	0.4	0.1	0.1	1.1	-	0.1	3.2
<i>Item 5845 Subject C07</i>	<i>N</i> 2547	1177	1254	1653	306	545	613	873	515	1911	488	1184	553	240	438	53
A02D: Ride around in a car (or motorcycle) just for fun																
1. Never	10.5	10.4	10.6	8.8	12.8	9.1	10.0	10.2	13.3	11.2	8.4	14.2	10.4	6.3	4.1	5.9
2. A few times a year	9.7	8.9	10.9	10.6	6.3	8.4	8.0	9.7	13.2	11.1	5.0	12.3	8.5	9.5	5.6	2.2
3. Once or twice a month	14.6	12.3	16.6	15.7	10.6	16.8	13.8	12.8	16.0	16.0	9.2	17.2	15.0	14.6	7.7	13.0
4. At least once a week	28.9	28.6	29.7	29.0	30.3	32.4	33.0	26.8	23.9	29.2	27.4	28.3	28.8	29.3	30.9	11.9
5. Almost every day	36.3	39.9	32.2	35.9	40.0	33.3	35.2	40.6	33.6	32.5	50.1	28.0	37.3	40.3	51.8	66.9
<i>Item 5850 Subject C07</i>	<i>N</i> 2549	1179	1253	1656	307	544	616	874	515	1915	486	1187	554	240	436	53
A02E: Participate in community affairs or volunteer work																
1. Never	24.3	28.9	19.2	23.4	25.1	22.5	26.3	23.7	24.9	19.5	39.3	18.1	23.4	29.8	34.5	51.0
2. A few times a year	44.2	44.8	43.6	46.1	39.6	50.4	42.9	43.9	39.6	45.2	41.1	40.8	50.3	41.5	48.4	32.7
3. Once or twice a month	19.3	15.8	23.3	20.1	18.3	16.8	20.7	20.0	19.2	21.4	13.6	23.7	19.2	18.5	10.4	14.3
4. At least once a week	9.2	8.1	10.5	8.3	11.5	8.7	8.0	8.9	11.6	10.8	3.7	12.8	5.8	8.2	5.4	-
5. Almost every day	3.0	2.4	3.4	2.1	5.5	1.6	2.0	3.5	4.7	3.0	2.3	4.6	1.3	2.0	1.2	2.0
<i>Item 5860 Subject C07, O02</i>	<i>N</i> 2547	1179	1252	1656	306	544	617	871	515	1911	489	1188	553	240	437	52
A02F: Actively participate in sports, athletics or exercising																
1. Never	8.9	6.8	10.6	8.2	11.1	6.0	10.9	10.6	6.7	7.3	14.6	8.0	7.5	9.3	11.5	17.3
2. A few times a year	14.4	11.7	16.3	11.8	19.8	14.7	13.3	15.8	13.0	13.6	17.0	15.4	13.5	13.4	11.1	20.2
3. Once or twice a month	12.8	11.6	14.2	12.6	12.7	11.2	12.0	14.3	12.6	12.8	13.4	12.3	8.4	16.3	18.9	8.7
4. At least once a week	22.2	20.3	24.0	21.8	19.0	21.9	22.3	21.7	23.2	22.8	20.1	22.4	20.8	24.2	23.5	25.7
5. Almost every day	41.8	49.6	35.0	45.6	37.4	46.2	41.4	37.6	44.6	43.6	34.8	41.9	49.7	36.9	35.0	28.1
<i>Item 5890 Subject C07, T02</i>	<i>N</i> 2550	1180	1254	1656	306	544	616	874	516	1914	489	1188	552	240	438	53

QUESTIONNAIRE FORM 6 2003	TOTAL	SEX		RACE		REGION				COLLEGE PLANS?		ILLICIT DRUG USE: LIFETIME				
		M	F	White	Black	NE	NC	S	W	Yes	No	None	Mari- juana Only	Few Pills	More Pills	Any Her- oin
<i>N (Weighted No. of Cases):</i>	2565	1184	1257	1662	307	545	622	878	520	1919	490	1193	555	240	438	53
<i>% of Weighted Total:</i>	100.0	46.1	49.0	64.8	12.0	21.3	24.3	34.2	20.3	74.8	19.1	46.5	21.6	9.4	17.1	2.1
A02G: Get together with friends informally																
1. Never	1.8	2.4	1.1	1.2	2.3	1.8	1.6	1.3	2.7	1.4	2.6	2.4	1.5	0.1	1.4	1.3
2. A few times a year	3.2	2.9	3.8	2.3	8.2	3.9	2.5	4.2	1.8	3.2	4.1	4.3	3.0	3.2	0.7	7.0
3. Once or twice a month	12.8	10.1	15.0	11.1	17.9	12.9	10.2	12.7	16.1	12.7	11.7	16.0	9.5	13.9	7.0	5.7
4. At least once a week	37.9	34.6	41.5	38.4	33.3	38.7	39.0	39.0	34.0	39.5	32.3	42.2	38.8	37.4	28.6	32.8
5. Almost every day	44.2	50.0	38.6	47.1	38.4	42.6	46.7	42.7	45.5	43.1	49.3	35.2	47.2	45.5	62.3	53.2
<i>Item 5920 Subject C07, M04</i>	<i>N</i> 2535	1172	1249	1650	305	543	610	869	513	1901	489	1182	552	240	433	49
A02H: Go to a shopping mall																
1. Never	2.8	4.3	1.0	2.8	3.6	3.7	2.7	2.6	2.3	2.1	4.7	3.0	2.2	2.2	3.1	5.0
2. A few times a year	16.9	24.1	10.1	18.9	9.2	15.9	18.7	14.0	20.7	15.9	21.5	16.3	20.0	14.7	12.8	39.9
3. Once or twice a month	54.3	53.5	56.2	56.6	48.6	53.0	54.4	53.6	56.5	56.1	50.0	54.6	51.5	62.4	58.2	34.9
4. At least once a week	23.3	16.2	29.5	19.9	32.2	24.7	21.8	26.3	18.3	23.2	21.4	23.9	22.3	19.7	23.9	13.9
5. Almost every day	2.7	1.9	3.2	1.9	6.5	2.7	2.4	3.4	2.1	2.7	2.4	2.1	4.0	1.0	2.1	6.4
<i>Item 5935 Subject C07</i>	<i>N</i> 2553	1182	1254	1659	307	545	617	875	517	1916	489	1189	553	240	438	53
A02I: Spend at least an hour of leisure time alone																
1. Never	5.9	6.8	5.0	4.5	10.4	5.2	4.8	8.1	4.4	4.8	8.9	6.0	5.6	3.3	6.2	10.2
2. A few times a year	6.6	6.0	6.0	5.9	6.3	6.2	6.3	6.9	6.6	5.4	10.6	7.2	6.5	4.3	3.9	6.4
3. Once or twice a month	13.8	12.4	15.6	15.3	7.2	13.7	14.2	11.4	17.3	14.4	11.4	13.7	12.4	10.9	16.2	21.9
4. At least once a week	31.3	29.3	33.6	32.7	24.8	31.3	30.4	30.8	33.0	31.8	29.0	30.6	31.1	39.8	30.6	18.8
5. Almost every day	42.5	45.5	39.8	41.7	51.3	43.6	44.4	42.8	38.7	43.6	40.2	42.5	44.3	41.6	43.1	42.7
<i>Item 5940 Subject C07</i>	<i>N</i> 2551	1178	1255	1657	307	545	616	874	516	1913	489	1189	554	238	438	52
A02J: Read magazines																
1. Never	6.9	8.2	4.9	6.3	7.5	6.4	6.1	8.3	6.1	5.5	9.5	6.6	7.3	5.5	5.4	13.0
2. A few times a year	14.1	15.3	12.8	14.5	13.5	15.3	12.9	13.4	15.3	13.2	18.5	14.6	13.1	11.2	14.7	16.2
3. Once or twice a month	35.2	30.8	40.4	35.3	33.4	31.2	37.1	34.1	38.8	36.3	32.2	33.7	37.7	40.5	34.0	41.9
4. At least once a week	33.7	32.9	34.2	34.6	29.5	35.6	32.9	34.1	32.0	34.6	31.0	33.8	30.7	38.6	37.0	22.4
5. Almost every day	10.1	12.7	7.8	9.3	16.1	11.4	11.0	10.1	7.8	10.5	8.7	11.3	11.2	4.1	9.1	6.5
<i>Item 23070 Subject C07</i>	<i>N</i> 2538	1174	1249	1650	304	543	612	872	511	1905	487	1187	547	239	436	51
A02K: Read newspapers																
1. Never	9.2	8.8	8.9	9.0	7.1	9.3	8.9	9.7	8.6	7.6	12.6	8.5	9.1	10.0	7.1	23.4
2. A few times a year	14.2	11.9	16.5	14.2	14.9	13.3	14.0	13.4	16.9	14.0	14.9	13.8	17.1	15.2	12.3	12.2
3. Once or twice a month	24.6	23.4	26.1	25.5	14.4	20.2	29.5	21.9	28.0	24.8	26.8	23.2	24.2	23.6	29.6	32.5
4. At least once a week	29.9	29.1	30.6	29.7	31.3	31.0	25.5	34.1	27.0	30.3	28.9	33.2	24.2	29.1	31.1	19.9
5. Almost every day	22.0	26.8	17.9	21.6	32.2	26.3	22.0	20.8	19.5	23.2	16.8	21.3	25.4	22.1	19.8	12.0
<i>Item 23080 Subject C07</i>	<i>N</i> 2542	1177	1251	1655	306	543	617	869	513	1909	486	1185	550	239	437	52
A02L: Go to taverns, bars or nightclubs																
1. Never	51.3	47.1	56.6	51.0	56.2	48.7	47.2	51.9	57.9	54.3	44.4	68.5	44.2	42.7	26.7	17.8
2. A few times a year	23.2	24.3	21.8	26.0	14.0	27.9	27.3	17.6	22.9	22.7	24.2	15.8	28.7	31.4	30.9	30.4
3. Once or twice a month	15.8	17.1	14.4	13.7	19.3	15.7	14.9	18.4	12.6	15.3	15.7	11.2	15.7	16.9	25.6	23.0
4. At least once a week	7.8	8.5	6.7	7.3	9.8	6.4	7.9	9.6	6.0	6.4	12.3	3.8	8.8	6.6	14.7	21.8
5. Almost every day	1.9	3.0	0.4	2.0	0.7	1.4	2.7	2.4	0.7	1.2	3.4	0.8	2.6	2.4	2.1	7.0
<i>Item 5960 Subject C07</i>	<i>N</i> 2552	1182	1254	1658	306	544	617	874	517	1916	489	1188	554	240	438	53
A02M: Go to parties or other social affairs																
1. Never	8.3	9.4	7.4	7.3	13.0	7.8	7.2	9.6	7.8	7.9	10.0	12.5	7.2	3.5	1.6	2.7
2. A few times a year	23.1	22.5	24.3	22.7	28.2	21.9	18.1	26.4	24.9	23.6	22.7	30.8	19.6	21.4	11.4	4.0
3. Once or twice a month	33.6	30.5	36.8	32.0	33.9	37.0	27.8	32.2	39.2	34.6	28.3	35.6	30.6	38.7	30.0	23.0
4. At least once a week	31.3	33.4	29.4	34.4	22.1	31.2	41.0	28.6	24.7	31.4	32.1	19.9	38.2	34.7	49.9	54.8
5. Almost every day	3.7	4.3	2.1	3.7	2.7	2.1	5.9	3.2	3.5	2.4	6.9	1.3	4.4	1.7	7.1	15.5
<i>Item 5970 Subject C07</i>	<i>N</i> 2549	1179	1254	1658	305	545	617	872	515	1912	489	1187	552	240	438	53
A02N: Go to raves																
1. Never	86.7	83.4	90.4	86.5	93.2	88.8	83.1	87.6	87.4	88.5	80.6	92.6	90.8	87.2	71.2	45.6
2. A few times a year	7.8	9.2	6.8	8.7	2.8	6.1	9.6	6.4	10.0	7.3	10.6	4.2	5.6	8.6	17.1	33.7
3. Once or twice a month	3.5	4.1	2.5	2.7	3.0	4.0	3.5	4.0	1.9	3.0	4.6	2.3	2.3	3.3	6.9	10.3
4. At least once a week	0.8	1.5	0.1	0.9	0.7	0.2	1.3	1.0	0.7	0.5	2.1	0.4	0.4	0.9	2.2	4.8
5. Almost every day	1.1	1.8	0.2	1.2	0.3	0.9	2.5	0.9	0.1	0.7	2.2	0.5	0.9	-	2.5	5.7
<i>Item 29760 Subject C07</i>	<i>N</i> 2537	1175	1246	1656	303	542	615	865	515	1902	488	1179	551	240	437	53

QUESTIONNAIRE FORM 6 2003	TOTAL	SEX		RACE		REGION				COLLEGE PLANS?		ILLICIT DRUG USE: LIFETIME				
		M	F	White	Black	NE	NC	S	W	Yes	No	None	Mari- juana Only	Few Pills	More Pills	Any Her- oin
<i>N (Weighted No. of Cases):</i> <i>% of Weighted Total:</i>	2565 100.0	1184 46.1	1257 49.0	1662 64.8	307 12.0	545 21.3	622 24.3	878 34.2	520 20.3	1919 74.8	490 19.1	1193 46.5	555 21.6	240 9.4	438 17.1	53 2.1
The next questions are about your experiences in school.																
A03: How often do you feel that the school work you are assigned is meaningful and important?																
5. Almost always	7.8	6.5	8.5	5.2	16.2	5.3	6.8	9.2	9.6	6.8	10.4	9.8	5.2	7.7	3.8	14.5
4. Often	19.1	16.8	21.0	16.5	20.4	19.0	16.8	20.4	19.8	20.6	13.5	20.3	20.7	17.2	15.9	8.2
3. Sometimes	43.3	42.0	45.7	44.2	46.6	45.8	41.8	44.2	40.7	45.8	33.8	45.2	43.9	43.6	41.3	17.7
2. Seldom	24.4	26.1	22.5	28.8	12.3	24.2	29.1	20.6	25.3	23.3	30.4	20.6	24.8	26.6	31.7	41.1
1. Never	5.4	8.6	2.3	5.3	4.5	5.8	5.4	5.7	4.6	3.5	11.8	4.1	5.4	4.8	7.3	18.5
<i>Item 5700 Subject B01</i>	<i>N</i> 2473	1139	1225	1623	297	536	596	850	492	1857	478	1165	532	227	425	49
A04: How interesting are most of your courses to you?																
5. Very exciting and stimulating	2.8	2.8	2.5	1.2	5.5	1.2	2.6	3.0	4.2	3.1	1.0	4.1	1.8	1.2	0.7	1.2
4. Quite interesting	16.4	15.6	16.0	14.5	15.7	14.4	18.1	15.6	17.5	17.2	12.8	19.5	12.5	17.8	12.3	3.1
3. Fairly interesting	47.6	44.2	51.8	48.7	50.1	50.7	44.2	46.6	49.8	49.1	43.1	49.1	52.4	47.1	39.8	32.5
2. Slightly dull	24.9	26.0	24.4	27.3	22.0	24.6	27.6	24.9	21.8	23.9	29.8	20.8	26.2	24.2	36.1	33.0
1. Very dull	8.5	11.5	5.2	8.4	6.8	9.1	7.4	9.9	6.7	6.7	13.3	6.5	7.1	9.8	11.0	30.2
<i>Item 5710 Subject B01</i>	<i>N</i> 2549	1182	1254	1657	307	544	614	875	517	1916	485	1189	554	240	438	53
A05: How important do you think the things you are learning in school are going to be for your later life?																
5. Very important	14.3	12.7	14.1	8.7	27.1	9.1	11.6	16.6	18.9	14.2	11.7	16.8	12.1	12.8	9.2	11.2
4. Quite important	23.4	23.2	23.9	23.4	22.8	21.7	23.3	23.7	24.5	24.5	18.7	25.6	22.3	19.8	21.2	10.7
3. Fairly important	35.0	34.6	36.1	37.4	29.4	39.6	32.6	37.5	28.6	36.2	31.0	33.4	38.2	35.9	36.6	31.9
2. Slightly important	23.3	24.9	22.9	26.4	16.8	24.9	29.0	18.0	23.9	21.9	31.8	20.5	24.6	26.8	28.6	33.4
1. Not at all important	4.1	4.6	3.1	4.1	3.9	4.6	3.5	4.1	4.1	3.2	6.8	3.7	2.8	4.7	4.5	12.8
<i>Item 5720 Subject B01</i>	<i>N</i> 2540	1177	1254	1653	306	544	612	871	513	1912	483	1187	550	239	438	53
A06: Now thinking back over the past year in school, how often did you ...																
A06A: Enjoy being in school?																
1. Never	6.1	7.9	4.1	6.1	8.0	6.0	5.4	7.0	5.8	4.1	12.3	4.8	4.2	4.0	10.1	28.9
2. Seldom	18.4	20.2	16.6	20.7	14.5	22.0	18.7	18.3	14.1	16.4	26.6	14.3	20.9	24.0	23.4	21.4
3. Sometimes	40.7	39.5	42.7	42.3	38.2	41.9	42.0	38.7	41.5	42.0	36.6	41.1	42.3	40.9	39.2	27.6
4. Often	25.8	25.0	26.9	24.7	27.2	21.8	26.7	26.5	27.8	27.9	18.2	29.4	23.5	23.0	23.0	17.8
5. Almost always	8.9	7.5	9.7	6.2	12.1	8.2	7.3	9.4	10.7	9.6	6.3	10.4	9.1	8.1	4.3	4.4
<i>Item 23090 Subject B01</i>	<i>N</i> 2554	1181	1256	1658	307	544	618	875	517	1916	490	1190	554	240	437	53
A06B: Hate being in school?																
1. Never	5.5	5.4	5.1	3.4	10.0	5.9	3.8	4.9	8.1	5.5	4.7	6.6	5.4	3.4	3.6	-
2. Seldom	24.6	23.1	25.8	23.4	24.7	21.7	21.2	28.1	25.9	26.0	18.8	28.0	21.8	23.0	18.5	21.8
3. Sometimes	33.8	33.1	35.0	34.0	32.3	35.4	35.9	30.2	35.9	35.9	28.0	36.1	35.8	36.5	27.8	8.1
4. Often	25.5	26.2	25.3	28.4	19.3	25.7	28.6	24.8	22.7	23.9	30.6	20.7	26.9	26.7	35.9	42.0
5. Almost always	10.6	12.2	8.8	10.8	13.6	11.2	10.6	12.1	7.4	8.7	17.8	8.6	10.2	10.5	14.2	28.1
<i>Item 23100 Subject B01</i>	<i>N</i> 2552	1181	1254	1657	307	543	617	874	518	1915	490	1188	555	240	437	53
A06C: Try to do your best work in school?																
1. Never	1.7	3.1	0.4	1.6	1.7	2.1	2.4	0.9	1.7	1.3	2.6	1.1	2.9	0.3	1.8	5.0
2. Seldom	7.2	11.0	3.8	8.3	3.7	7.6	6.4	7.0	8.0	6.4	8.7	4.8	7.3	6.4	12.9	16.5
3. Sometimes	27.6	30.9	23.8	28.4	20.7	29.4	27.9	24.7	30.1	24.5	39.4	24.0	29.3	31.5	32.7	28.1
4. Often	35.5	35.3	36.4	37.1	32.7	36.2	36.7	35.8	32.6	37.8	27.5	33.9	35.5	38.3	37.6	35.3
5. Almost always	28.1	19.7	35.6	24.7	41.2	24.7	26.7	31.5	27.6	29.9	21.7	36.1	25.0	23.3	15.1	15.1
<i>Item 23110 Subject B01</i>	<i>N</i> 2552	1180	1255	1659	306	544	616	873	519	1917	488	1189	554	240	437	53
A06D: Find the school work too hard to understand?																
1. Never	15.2	19.0	11.7	16.8	12.3	13.4	14.8	15.3	17.2	16.0	13.0	13.6	16.5	18.0	17.8	14.2
2. Seldom	43.1	42.2	45.0	45.5	33.9	50.7	43.0	37.4	45.0	46.5	33.6	44.5	38.3	43.6	48.4	43.1
3. Sometimes	31.7	29.7	33.3	28.7	41.0	27.7	33.2	34.7	29.0	30.6	32.5	32.8	34.4	27.7	25.1	26.4
4. Often	8.2	7.1	8.7	7.8	9.6	6.6	8.0	9.8	7.2	5.8	17.6	7.5	8.9	8.9	6.3	16.3
5. Almost always	1.9	2.0	1.2	1.2	3.1	1.7	1.0	2.7	1.6	1.1	3.3	1.5	1.9	1.8	2.4	-
<i>Item 23120 Subject B01</i>	<i>N</i> 2550	1178	1255	1656	306	545	618	871	516	1915	487	1186	554	240	437	53

QUESTIONNAIRE FORM 6 2003	TOTAL	SEX		RACE		REGION				COLLEGE PLANS?		ILLICIT DRUG USE: LIFETIME				
		M	F	White	Black	NE	NC	S	W	Yes	No	None	Mari- juana Only	Few Pills	More Pills	Any Her- oin
<i>N (Weighted No. of Cases):</i>	2565	1184	1257	1662	307	545	622	878	520	1919	490	1193	555	240	438	53
<i>% of Weighted Total:</i>	100.0	46.1	49.0	64.8	12.0	21.3	24.3	34.2	20.3	74.8	19.1	46.5	21.6	9.4	17.1	2.1
A06E: Fool around in class?																
1. Never	9.0	5.1	12.4	5.7	19.1	10.3	7.3	10.0	8.2	9.3	7.5	12.5	7.3	5.8	3.5	2.0
2. Seldom	25.9	20.7	30.9	26.6	27.1	24.8	26.7	26.5	25.0	26.0	24.4	30.3	23.5	22.0	20.0	28.1
3. Sometimes	32.9	33.8	32.9	33.5	26.3	39.1	28.9	32.4	32.1	34.9	26.5	34.1	31.8	34.9	31.5	18.6
4. Often	21.3	25.1	17.7	22.7	16.9	18.1	22.8	20.2	25.0	21.0	23.8	16.1	25.1	25.1	27.8	36.5
5. Almost always	10.8	15.4	6.2	11.5	10.6	7.7	14.3	10.9	9.7	8.8	17.8	7.1	12.2	12.1	17.1	14.7
<i>Item 23130 Subject B01</i>	<i>N</i> 2546	1176	1252	1656	305	544	617	868	517	1912	485	1182	555	240	437	52
A06F: Fail to complete or turn in your assignments?																
1. Never	21.2	16.6	26.3	21.6	23.6	20.4	22.1	21.6	20.4	23.4	16.3	29.1	15.0	15.7	13.8	9.2
2. Seldom	38.7	36.1	40.7	38.4	40.2	42.0	39.2	40.4	31.5	41.0	31.1	40.5	41.8	36.7	31.9	30.9
3. Sometimes	27.2	30.7	24.4	26.6	25.9	24.2	27.2	25.4	33.6	25.0	32.9	21.2	32.1	33.2	34.4	21.5
4. Often	10.8	14.1	7.2	11.5	8.3	11.4	9.2	11.1	11.6	9.2	15.6	8.2	9.3	11.6	16.1	32.5
5. Almost always	2.1	2.5	1.4	1.9	1.9	2.0	2.4	1.5	2.9	1.4	4.0	1.0	1.8	2.7	3.7	5.9
<i>Item 23140 Subject B01</i>	<i>N</i> 2549	1178	1255	1659	307	544	617	873	515	1914	487	1189	555	238	436	53
A06G: Get good grades (like As or Bs)?																
1. Never	1.7	1.5	1.0	0.9	2.3	1.5	2.0	1.3	2.0	0.5	5.0	0.8	1.8	1.5	1.9	2.7
2. Seldom	9.8	12.0	7.1	9.5	9.4	7.4	10.2	10.0	11.5	6.0	22.3	7.2	9.7	7.0	15.6	23.8
3. Sometimes	22.9	26.3	19.1	19.9	29.4	23.2	21.2	23.5	23.7	19.7	31.7	18.5	27.9	25.7	24.7	40.2
4. Often	26.7	28.1	25.8	26.6	27.8	30.6	26.1	25.6	25.2	27.0	25.3	23.6	27.6	29.3	32.6	17.8
5. Almost always	38.9	32.1	47.0	43.0	31.1	37.4	40.6	39.5	37.6	46.9	15.7	50.0	33.1	36.4	25.2	15.5
<i>Item 23150 Subject B01</i>	<i>N</i> 2547	1177	1254	1656	306	543	615	873	516	1914	487	1188	553	238	437	53
A06H: Get sent to the office, or have to stay after school, because you misbehaved?																
1. Never	69.7	61.1	79.0	69.9	69.8	70.4	66.1	72.4	68.6	73.5	59.5	81.0	65.2	70.0	50.4	46.2
2. Seldom	21.7	27.1	16.3	22.5	21.7	20.8	24.6	19.3	23.1	19.9	27.6	15.1	26.5	20.0	34.0	21.3
3. Sometimes	5.7	8.3	2.9	5.2	3.8	5.3	6.5	5.6	5.2	4.4	8.5	3.1	6.2	7.5	8.1	19.9
4. Often	2.2	2.6	1.6	1.6	4.0	2.4	1.5	2.4	2.4	1.9	2.1	0.8	1.1	2.5	6.1	9.7
5. Almost always	0.8	0.9	0.2	0.8	0.7	1.1	1.3	0.3	0.7	0.2	2.3	-	1.0	-	1.5	2.8
<i>Item 23160 Subject B01, B07</i>	<i>N</i> 2551	1179	1254	1658	307	543	617	873	518	1916	487	1188	555	239	437	53
A06I: Skip a day of school, or part of a day (without permission)?																
1. Never	44.4	40.9	48.1	45.9	46.8	42.8	48.9	47.6	35.4	47.1	37.8	60.5	37.3	30.6	23.3	14.6
2. Seldom	24.1	25.5	23.2	23.5	27.3	28.1	25.3	22.4	21.5	24.6	21.5	22.8	27.1	24.6	20.1	42.0
3. Sometimes	19.5	20.2	18.0	18.9	14.4	19.6	16.7	17.7	25.6	18.0	24.6	12.2	24.2	31.4	27.1	11.3
4. Often	9.4	10.5	8.4	9.3	9.4	7.1	6.6	10.2	13.5	8.2	12.3	3.4	8.4	10.7	23.9	24.8
5. Almost always	2.7	2.9	2.3	2.4	2.1	2.4	2.6	2.1	4.0	2.2	3.8	1.0	3.0	2.7	5.6	7.4
<i>Item 23170 Subject B01, B06</i>	<i>N</i> 2551	1179	1255	1658	307	542	617	874	518	1916	488	1188	555	239	437	53
A07: Now thinking back to the time when you were in fifth and sixth grade, how often did you . . .																
A07A: Enjoy being in school?																
1. Never	7.9	10.6	5.2	9.0	5.7	6.6	9.1	9.4	5.3	6.6	11.4	7.0	6.4	9.3	10.3	15.3
2. Seldom	11.9	13.0	10.8	13.4	5.0	12.4	12.3	11.0	12.3	11.4	13.8	11.6	12.7	12.1	11.6	17.5
3. Sometimes	25.6	29.7	22.3	28.1	16.1	29.7	26.5	23.5	23.8	24.5	29.3	25.6	25.1	26.4	23.8	34.6
4. Often	30.9	28.5	33.4	32.2	27.7	32.6	30.8	28.7	32.7	32.4	26.7	31.7	29.1	34.1	31.7	14.3
5. Almost always	23.7	18.3	28.3	17.4	45.4	18.6	21.2	27.4	25.9	25.1	18.8	24.1	26.7	18.1	22.6	18.2
<i>Item 23270 Subject B01</i>	<i>N</i> 2552	1179	1256	1662	306	543	618	875	518	1915	490	1191	554	240	436	53
A07B: Hate being in school?																
1. Never	18.5	14.7	21.2	12.7	38.7	17.4	14.0	21.3	20.5	19.3	15.4	19.7	20.8	12.7	15.2	8.9
2. Seldom	31.9	27.6	36.0	32.8	28.5	30.8	33.8	30.2	33.7	33.9	25.2	32.6	33.1	31.1	30.3	24.3
3. Sometimes	27.0	30.7	24.4	29.6	17.5	30.0	29.2	23.7	26.8	26.2	30.7	27.4	23.5	29.3	28.8	31.5
4. Often	14.2	15.9	13.0	15.3	10.3	13.8	13.4	15.2	13.9	13.4	17.1	13.4	16.8	17.9	11.9	17.0
5. Almost always	8.4	11.1	5.4	9.7	5.0	8.0	9.7	9.6	5.1	7.3	11.6	6.9	5.9	9.1	13.7	18.3
<i>Item 23280 Subject B01</i>	<i>N</i> 2551	1179	1255	1658	307	543	616	875	518	1912	490	1190	555	240	435	53

DESCRIPTIVE RESULTS: 2003

225

QUESTIONNAIRE FORM 6 2003	TOTAL	SEX		RACE		REGION				COLLEGE PLANS?		ILLICIT DRUG USE: LIFETIME				
		M	F	White	Black	NE	NC	S	W	Yes	No	None	Mari- juana Only	Few Pills	More Pills	Any Her- oin
<i>N (Weighted No. of Cases):</i>	2565	1184	1257	1662	307	545	622	878	520	1919	490	1193	555	240	438	53
<i>% of Weighted Total:</i>	100.0	46.1	49.0	64.8	12.0	21.3	24.3	34.2	20.3	74.8	19.1	46.5	21.6	9.4	17.1	2.1
A07C: Try to do your best work in school?																
1. Never	2.8	4.6	1.2	2.7	4.0	3.1	3.2	2.8	2.1	2.4	4.1	2.0	4.3	2.3	3.1	4.5
2. Seldom	6.5	8.4	3.8	6.8	2.4	7.2	6.6	5.7	6.9	5.7	7.6	5.7	6.2	6.2	6.1	21.6
3. Sometimes	18.9	24.7	13.6	20.7	10.8	18.2	20.6	17.3	20.4	16.1	28.0	15.7	17.7	20.2	25.9	26.9
4. Often	31.8	34.2	30.0	32.4	31.9	29.9	35.4	30.9	30.8	31.9	31.9	30.6	32.5	34.1	34.0	27.5
5. Almost always	40.0	28.1	51.5	37.4	50.8	41.7	34.1	43.3	39.8	43.9	28.4	46.0	39.3	37.2	30.9	19.6
<i>Item 23290 Subject B01</i>	<i>N</i> 2543	1177	1248	1656	300	534	618	874	516	1905	489	1188	549	238	435	53
A07D: Find the school work too hard to understand?																
1. Never	26.8	29.7	24.1	25.6	30.1	25.3	24.5	28.6	28.1	29.7	17.2	27.4	25.6	28.5	28.1	21.5
2. Seldom	35.7	33.4	38.3	38.2	37.7	40.4	34.4	35.3	32.9	36.8	33.6	35.4	35.5	35.5	39.3	36.3
3. Sometimes	25.6	23.1	28.0	25.6	21.4	24.7	27.8	24.1	26.6	23.7	30.9	27.0	24.9	24.5	22.2	19.9
4. Often	8.8	9.8	7.7	8.3	6.6	7.8	10.8	7.6	9.3	7.5	12.4	7.8	10.3	8.3	7.0	21.2
5. Almost always	3.1	4.0	1.8	2.3	4.2	1.8	2.5	4.4	3.0	2.3	5.9	2.4	3.7	3.2	3.4	1.2
<i>Item 23300 Subject B01</i>	<i>N</i> 2551	1177	1256	1657	307	542	619	875	516	1913	489	1189	555	239	435	53
A07E: Fool around in class?																
1. Never	20.4	11.0	29.3	18.4	28.1	23.0	14.9	23.0	20.0	21.4	16.4	26.9	17.5	10.5	13.7	8.9
2. Seldom	24.1	20.6	27.6	23.8	23.0	23.7	22.3	26.6	22.6	25.1	20.7	27.6	23.4	26.1	17.4	16.2
3. Sometimes	24.2	25.8	23.0	25.9	19.6	21.6	25.8	23.5	26.2	24.1	23.4	21.8	22.9	34.5	26.1	21.0
4. Often	18.3	22.2	14.5	18.9	16.1	21.3	20.0	14.9	18.8	18.1	19.3	15.8	18.5	17.2	23.1	27.9
5. Almost always	13.0	20.4	5.7	13.0	13.2	10.5	17.0	12.1	12.4	11.2	20.2	7.9	17.7	11.7	19.7	26.0
<i>Item 23310 Subject B01</i>	<i>N</i> 2545	1176	1251	1654	305	540	616	874	516	1907	489	1186	555	237	435	53
A07F: Fail to complete or turn in your assignments?																
1. Never	40.4	31.6	49.8	39.7	43.2	43.7	36.3	41.4	40.2	44.7	27.6	47.6	35.9	39.8	32.1	19.7
2. Seldom	30.4	31.4	29.6	30.6	32.8	27.9	31.0	32.8	28.1	29.7	31.9	28.6	34.7	29.8	29.8	31.5
3. Sometimes	18.2	23.0	13.7	19.2	14.4	17.9	21.1	16.9	17.6	16.5	24.5	15.5	19.8	21.0	22.1	21.4
4. Often	7.9	9.5	5.6	7.8	6.2	5.9	8.4	6.5	11.5	6.5	11.4	6.6	6.6	7.2	10.9	13.2
5. Almost always	3.2	4.5	1.2	2.8	3.4	4.7	3.3	2.4	2.6	2.5	4.6	1.7	2.9	2.1	5.1	14.2
<i>Item 23320 Subject B01</i>	<i>N</i> 2552	1180	1254	1658	307	543	619	875	514	1913	489	1190	555	238	436	53
A07G: Get good grades (like As or Bs)?																
1. Never	3.8	5.3	1.9	3.6	3.6	4.4	4.6	3.0	3.8	2.9	5.9	2.5	4.2	1.7	4.9	17.7
2. Seldom	8.3	9.1	6.7	8.0	6.7	7.4	8.2	7.7	10.7	5.2	17.7	6.3	10.1	8.2	11.0	10.3
3. Sometimes	15.0	17.5	12.3	14.0	17.9	12.3	16.9	15.0	15.6	12.8	20.8	13.2	15.8	16.0	16.2	24.7
4. Often	23.7	27.9	20.5	23.8	25.4	27.3	26.6	22.2	18.9	22.6	28.7	22.0	26.1	25.7	24.2	27.8
5. Almost always	49.1	40.3	58.6	50.5	46.4	48.6	43.7	52.2	51.1	56.5	26.9	56.0	43.8	48.3	43.6	19.4
<i>Item 23330 Subject B01</i>	<i>N</i> 2541	1169	1255	1652	305	536	619	870	516	1910	490	1186	555	240	434	53
A07H: Get sent to the office, or have to stay after school, because you misbehaved?																
1. Never	59.8	45.6	75.2	60.2	54.4	58.4	59.2	61.8	58.7	63.2	51.5	70.4	53.5	54.1	50.8	25.2
2. Seldom	22.0	27.0	16.4	22.1	23.6	21.6	21.5	22.4	22.1	20.9	25.2	19.4	23.7	27.4	21.5	32.3
3. Sometimes	9.4	13.4	5.0	9.4	9.2	11.1	10.0	7.7	9.6	8.9	9.0	6.1	10.6	14.2	12.4	6.6
4. Often	6.4	10.2	2.6	6.6	8.3	5.1	7.6	6.3	6.3	5.0	11.4	2.7	8.4	3.7	11.8	30.1
5. Almost always	2.5	3.8	0.9	1.6	4.6	3.7	1.7	1.8	3.3	2.0	2.9	1.4	3.7	0.6	3.5	5.9
<i>Item 23340 Subject B01, B07</i>	<i>N</i> 2553	1179	1256	1659	307	542	618	875	517	1915	490	1189	555	240	436	53
A07I: Skip a day of school, or part of a day (without permission)?																
1. Never	86.1	82.7	90.7	85.6	91.3	87.1	86.1	85.8	85.5	89.1	78.9	91.4	87.1	84.5	79.8	51.0
2. Seldom	7.7	9.7	5.7	8.5	2.9	7.1	7.9	7.8	7.9	6.7	9.4	5.0	8.0	11.3	10.1	23.7
3. Sometimes	3.6	4.1	3.0	3.7	3.4	3.6	3.2	3.5	4.4	2.6	6.7	2.1	3.6	3.6	5.7	12.0
4. Often	1.4	1.7	0.3	1.1	1.3	1.1	1.5	1.7	0.9	0.7	2.7	0.5	0.7	0.6	2.2	9.9
5. Almost always	1.2	1.7	0.4	1.0	1.1	1.2	1.2	1.2	1.3	0.8	2.2	1.0	0.6	-	2.2	3.4
<i>Item 23350 Subject B01, B06</i>	<i>N</i> 2553	1180	1256	1660	307	543	618	875	517	1914	490	1190	554	240	436	53

QUESTIONNAIRE FORM 6 2003	TOTAL	SEX		RACE		REGION				COLLEGE PLANS?		ILLICIT DRUG USE: LIFETIME				
		M	F	White	Black	NE	NC	S	W	Yes	No	None	Mari- juana Only	Few Pills	More Pills	Any Her- oin
<i>N (Weighted No. of Cases):</i>	2565	1184	1257	1662	307	545	622	878	520	1919	490	1193	555	240	438	53
<i>% of Weighted Total:</i>	100.0	46.1	49.0	64.8	12.0	21.3	24.3	34.2	20.3	74.8	19.1	46.5	21.6	9.4	17.1	2.1
A08: How often do your parents (or step-parents or guardians) do the following?																
A08A: Check on whether you have done your homework (NOTE: This question was omitted in the questionnaires administered in California, beginning in 1997, due to state requirements.)																
1. Never	35.8	31.3	40.2	35.4	37.2	35.9	36.7	35.0	36.1	35.3	36.6	32.7	36.6	36.8	44.4	38.4
2. Rarely	28.8	29.0	28.1	28.6	28.3	31.2	23.9	30.4	29.9	30.1	25.9	28.8	28.6	29.4	27.7	35.9
3. Sometimes	21.0	24.5	17.9	22.1	17.8	19.6	24.0	19.0	23.2	20.8	22.5	21.3	22.1	24.1	18.1	13.0
4. Often	14.4	15.2	13.8	13.9	16.7	13.3	15.4	15.6	10.9	13.8	15.0	17.2	12.7	9.6	9.8	12.7
<i>Item 25180 Subject M03</i>	<i>N</i> 2330	1072	1152	1581	296	537	616	873	306	1748	455	1083	508	220	399	50
A08B: Provide help with your homework when it's needed (NOTE: This question was omitted in the questionnaires administered in California, beginning in 1997, due to state requirements.)																
1. Never	23.0	25.1	21.0	19.5	29.3	24.4	24.2	21.4	23.1	22.3	23.7	20.1	23.6	20.6	29.2	47.6
2. Rarely	19.2	17.5	20.9	18.4	18.5	21.1	16.3	21.2	15.6	19.3	19.2	19.6	18.6	18.7	18.8	13.4
3. Sometimes	26.9	24.9	27.6	28.3	25.1	28.6	27.9	24.0	30.5	26.9	25.6	25.9	26.7	33.7	26.3	8.5
4. Often	30.8	32.4	30.5	33.9	27.1	25.9	31.5	33.4	30.9	31.5	31.5	34.5	31.1	27.0	25.6	30.6
<i>Item 25190 Subject M03</i>	<i>N</i> 2326	1069	1152	1577	296	537	614	872	303	1746	453	1080	507	220	399	50
A08C: Require you to do work or chores around the home (NOTE: This question was omitted in the questionnaires administered in California, beginning in 1997, due to state requirements.)																
1. Never	6.7	6.6	6.2	6.7	6.9	6.1	7.0	7.5	5.0	6.1	9.5	6.0	7.3	4.9	7.5	7.5
2. Rarely	14.9	13.5	16.4	16.2	8.5	14.0	15.9	15.1	14.1	14.8	16.0	13.5	13.9	17.8	18.7	20.2
3. Sometimes	28.6	30.8	27.2	31.9	17.1	27.8	32.4	24.6	34.0	29.0	27.6	28.6	30.8	27.0	28.4	27.4
4. Often	49.7	49.1	50.1	45.1	67.5	52.1	44.6	52.9	46.9	50.2	46.9	51.9	48.1	50.3	45.5	44.8
<i>Item 25200 Subject M03</i>	<i>N</i> 2325	1069	1151	1579	294	536	614	870	305	1746	452	1083	508	220	397	50
A08D: Limit the amount of time you can spend watching TV (NOTE: This question was omitted in the questionnaires administered in California, beginning in 1997, due to state requirements.)																
1. Never	68.5	68.0	69.5	69.8	70.6	65.1	67.4	72.6	64.9	67.4	73.6	62.4	72.1	68.2	83.2	75.3
2. Rarely	18.6	19.6	18.0	18.8	17.0	20.1	19.9	16.4	20.0	20.0	14.9	21.5	18.1	20.0	10.7	12.8
3. Sometimes	9.1	8.6	8.8	8.2	8.1	10.6	11.2	6.5	10.1	8.8	8.3	11.0	6.6	9.1	5.0	6.8
4. Often	3.7	3.7	3.7	3.2	4.3	4.2	1.5	4.6	4.9	3.8	3.2	5.1	3.2	2.7	1.0	5.1
<i>Item 25210 Subject M03</i>	<i>N</i> 2329	1072	1151	1580	296	538	617	871	303	1745	455	1081	508	220	399	51
A08E: Limit the amount of time you can go out with friends on school nights (NOTE: This question was omitted in the questionnaires administered in California, beginning in 1997, due to state requirements.)																
1. Never	28.0	32.1	23.6	28.7	28.8	24.7	28.5	29.9	27.4	25.7	36.4	26.2	26.8	28.7	32.6	37.5
2. Rarely	20.7	21.1	20.0	20.8	15.9	22.0	22.1	18.9	20.8	20.6	20.6	19.5	18.9	23.9	22.7	31.8
3. Sometimes	25.4	24.5	26.3	25.7	22.9	27.5	25.5	24.3	24.3	26.8	20.0	25.0	28.4	25.7	21.6	20.3
4. Often	26.0	22.3	30.1	24.8	32.4	25.8	23.9	27.0	27.6	27.0	23.0	29.2	25.9	21.7	23.1	10.4
<i>Item 25220 Subject M03</i>	<i>N</i> 2322	1065	1152	1574	295	538	614	871	299	1743	452	1077	508	219	397	50
A09: To what extent have you participated in the following school activities during this school year?																
A09A: School newspaper or yearbook																
1. Not at all	76.4	80.5	71.7	75.9	75.6	73.6	76.3	77.1	78.2	73.9	84.1	73.5	77.2	74.3	82.8	84.7
2. Slight	9.1	8.8	9.5	9.4	8.7	13.7	8.5	7.3	7.9	9.8	7.3	9.5	9.4	9.9	7.7	-
3. Moderate	3.5	3.5	3.4	3.5	2.7	4.4	3.4	3.2	3.2	3.5	3.3	3.1	4.0	2.5	4.4	4.5
4. Considerable	3.8	2.9	4.8	3.4	6.0	3.8	4.2	4.3	2.5	4.0	2.7	4.4	4.0	3.4	1.8	7.9
5. Great extent	7.3	4.3	10.6	7.8	7.1	4.5	7.7	8.1	8.2	8.8	2.6	9.5	5.5	9.9	3.4	3.0
<i>Item 22170 Subject B01, C07</i>	<i>N</i> 2545	1174	1255	1653	305	538	616	874	517	1914	490	1190	554	240	438	52

DESCRIPTIVE RESULTS: 2003

227

QUESTIONNAIRE FORM 6 2003	TOTAL	SEX		RACE		REGION				COLLEGE PLANS?		ILLICIT DRUG USE: LIFETIME				
		M	F	White	Black	NE	NC	S	W	Yes	No	None	Mari- juana Only	Few Pills	More Pills	Any Her- oin
<i>N (Weighted No. of Cases):</i>	2565	1184	1257	1662	307	545	622	878	520	1919	490	1193	555	240	438	53
<i>% of Weighted Total:</i>	100.0	46.1	49.0	64.8	12.0	21.3	24.3	34.2	20.3	74.8	19.1	46.5	21.6	9.4	17.1	2.1
A09B: Music or other performing arts																
1. Not at all	57.2	64.9	50.3	57.6	51.2	57.6	55.3	56.1	60.8	54.2	67.7	52.3	59.6	63.8	66.5	49.8
2. Slight	9.8	9.1	10.3	9.8	12.2	10.9	11.7	8.6	8.3	10.1	9.7	10.0	11.0	7.0	7.8	18.4
3. Moderate	7.4	7.1	7.3	6.7	7.8	6.9	6.2	6.9	10.3	8.0	4.4	7.3	8.5	5.5	6.2	7.8
4. Considerable	7.3	5.4	8.7	7.3	6.7	8.4	7.6	5.7	8.4	7.4	6.2	8.0	5.4	6.1	6.5	10.5
5. Great extent	18.3	13.5	23.4	18.6	22.1	16.2	19.2	22.6	12.1	20.4	12.1	22.4	15.6	17.6	13.0	13.6
<i>Item 22180 Subject B01, C07</i>	<i>N</i> 2541	1174	1252	1650	304	538	614	872	517	1911	490	1186	554	240	438	51
A09C: Athletic teams																
1. Not at all	46.2	40.2	52.6	44.4	48.2	41.6	42.0	49.6	50.5	43.9	56.7	45.2	39.1	54.7	53.2	65.9
2. Slight	7.5	7.3	7.5	6.9	7.2	8.4	8.1	5.8	8.8	7.0	8.8	7.4	7.3	6.6	6.9	7.7
3. Moderate	8.7	8.6	8.7	8.7	7.6	7.4	11.5	9.5	5.4	9.0	7.7	8.7	10.3	8.2	7.6	8.3
4. Considerable	10.9	11.6	10.3	11.3	12.1	11.9	12.6	9.0	10.9	11.8	8.4	11.2	11.0	10.0	11.1	5.3
5. Great extent	26.7	32.2	21.0	28.8	24.8	30.7	25.8	26.1	24.4	28.4	18.5	27.5	32.3	20.6	21.2	12.9
<i>Item 22190 Subject B01, C07</i>	<i>N</i> 2542	1174	1253	1650	306	536	616	872	518	1911	490	1190	554	239	437	51
A09D: Academic clubs (e.g., science, math, language)																
1. Not at all	69.3	75.0	64.6	71.9	67.3	69.2	71.5	67.0	70.4	65.4	83.2	61.4	77.3	70.5	80.9	80.7
2. Slight	10.7	10.2	10.7	10.6	9.0	13.6	10.8	8.6	10.9	11.4	7.6	11.5	10.9	8.7	7.9	6.0
3. Moderate	8.1	6.0	9.8	7.6	9.6	8.0	6.6	9.2	8.3	9.0	4.9	9.2	7.1	9.1	5.5	5.6
4. Considerable	5.5	3.9	7.1	5.0	4.4	4.4	5.2	6.4	5.7	6.4	2.7	7.7	2.8	6.3	2.9	7.1
5. Great extent	6.4	4.9	7.9	4.9	9.8	4.7	6.0	8.8	4.8	7.8	1.6	10.2	1.9	5.4	2.9	0.5
<i>Item 23360 Subject B01, C07</i>	<i>N</i> 2541	1175	1252	1650	306	537	616	873	516	1912	490	1190	553	239	438	51
A09E: Student council or government																
1. Not at all	78.1	80.0	76.4	77.8	76.9	81.6	78.4	77.3	75.5	76.5	82.8	76.6	78.8	79.6	83.4	72.1
2. Slight	6.5	6.1	6.7	6.5	5.9	6.7	5.9	6.1	7.8	6.3	7.4	6.3	5.0	6.3	5.8	21.4
3. Moderate	5.1	6.1	4.0	5.4	4.7	3.3	6.7	5.5	4.6	5.1	5.3	5.1	5.8	7.1	2.9	6.5
4. Considerable	4.2	3.1	5.2	3.8	4.8	2.8	3.8	5.0	4.9	5.2	1.3	5.0	4.8	3.2	2.6	-
5. Great extent	6.0	4.7	7.6	6.4	7.6	5.7	5.3	6.1	7.2	6.9	3.3	7.0	5.6	3.8	5.3	-
<i>Item 23370 Subject B01, C07</i>	<i>N</i> 2542	1174	1254	1651	306	538	615	873	517	1912	490	1189	554	240	437	51
A09F: Other school clubs or activities																
1. Not at all	38.7	47.0	30.4	38.5	34.3	36.7	42.0	35.1	42.9	32.0	61.2	29.8	42.2	43.0	50.7	79.0
2. Slight	13.0	13.9	12.5	13.9	11.7	15.9	13.8	10.1	13.7	13.1	11.5	11.6	16.1	12.5	13.8	1.9
3. Moderate	17.3	16.3	18.0	19.9	10.7	21.6	18.1	15.8	14.8	19.7	10.3	18.8	17.6	15.5	14.9	11.0
4. Considerable	13.0	10.3	15.7	12.2	15.6	11.1	10.3	16.1	13.2	14.5	8.5	15.2	12.4	14.1	9.1	2.1
5. Great extent	18.0	12.4	23.4	15.5	27.7	14.8	15.8	23.0	15.4	20.7	8.5	24.6	11.8	14.9	11.6	6.0
<i>Item 22200 Subject B01, C07</i>	<i>N</i> 2539	1172	1253	1649	305	537	616	870	516	1911	490	1186	554	240	438	52
A10: Have you ever had to repeat a grade in school?																
1. No	91.3	88.2	95.1	92.6	86.4	95.3	91.6	87.7	92.7	93.8	83.9	93.3	89.9	95.1	87.4	83.6
2. Yes, one time	7.5	10.5	4.1	6.7	10.7	4.0	7.0	10.6	6.6	5.4	14.1	6.0	9.0	4.2	11.5	4.9
3. Yes, two or more times	1.2	1.3	0.8	0.6	2.9	0.7	1.4	1.7	0.8	0.8	2.0	0.7	1.1	0.7	1.1	11.5
<i>Item 23530 Subject B01</i>	<i>N</i> 2543	1176	1253	1654	306	537	616	873	517	1914	490	1191	553	240	438	52
A11: Did you ever attend summer school to make up for poor grades or to keep from being held back?																
1. No	80.1	76.7	84.1	85.5	67.8	82.1	84.4	80.0	73.0	83.9	68.8	83.2	78.2	83.4	74.2	80.2
2. Yes, one summer	14.4	16.3	12.1	11.8	19.3	14.7	13.1	13.1	17.6	11.8	23.4	12.4	14.8	10.8	19.7	18.9
3. Yes, two summers	4.0	5.4	2.8	2.0	10.5	2.2	2.0	5.0	6.7	3.2	5.9	3.2	4.7	4.9	5.2	0.8
4. Yes, three or more summers	1.5	1.6	1.0	0.7	2.4	1.1	0.5	1.8	2.7	1.1	1.9	1.2	2.3	0.8	0.8	-
<i>Item 23540 Subject B01</i>	<i>N</i> 2542	1173	1254	1651	304	535	617	871	518	1911	490	1190	551	240	438	52
A12: Have you ever been suspended or expelled from school?																
1. No	72.6	65.8	80.1	77.5	53.3	74.9	72.2	71.8	72.2	76.2	63.7	84.3	66.0	76.4	52.8	45.9
2. Yes, one time	16.1	17.5	14.6	13.8	25.8	15.9	15.8	15.8	17.0	15.0	19.7	10.9	18.9	14.1	27.2	23.4
3. Yes, two or more times	11.3	16.7	5.3	8.7	20.9	9.2	11.9	12.4	10.8	8.9	16.6	4.8	15.2	9.5	20.0	30.6
<i>Item 25140 Subject B07</i>	<i>N</i> 2541	1174	1253	1653	304	536	615	871	518	1912	490	1190	553	240	438	50

QUESTIONNAIRE FORM 6 2003	TOTAL	SEX		RACE		REGION				COLLEGE PLANS?		ILLICIT DRUG USE: LIFETIME				
		M	F	White	Black	NE	NC	S	W	Yes	No	None	Mari- juana Only	Few Pills	More Pills	Any Her- oin
<i>N (Weighted No. of Cases):</i>	2565	1184	1257	1662	307	545	622	878	520	1919	490	1193	555	240	438	53
<i>% of Weighted Total:</i>	100.0	46.1	49.0	64.8	12.0	21.3	24.3	34.2	20.3	74.8	19.1	46.5	21.6	9.4	17.1	2.1
A13: During the LAST FOUR WEEKS, on how many days (if any) did you carry a gun to school?																
1. None	97.7	96.1	99.6	98.0	97.6	98.0	97.0	98.0	97.6	98.5	96.0	98.7	98.0	99.6	95.8	86.2
2. One day	*	-	0.1	-	-	-	-	-	0.1	*	-	0.1	-	-	-	-
3. Two days	0.2	0.3	0.1	0.1	0.7	0.4	0.1	0.3	-	0.2	0.2	0.2	0.1	-	0.3	1.3
4. 3-5 days	0.3	0.2	0.2	0.3	-	0.2	0.1	0.3	0.6	0.3	0.3	0.3	-	-	0.3	3.1
5. 6-9 days	0.3	0.5	-	0.2	0.5	0.3	0.3	0.3	0.3	*	0.8	0.2	0.3	-	0.8	-
6. 10 or more days	1.5	2.8	*	1.4	1.2	1.1	2.5	1.1	1.4	0.9	2.7	0.4	1.6	0.4	2.8	9.4
<i>Item 29590 Subject B07, S01</i>	<i>N</i> 2544	1176	1254	1655	305	536	616	874	518	1915	490	1192	553	240	438	52
A14: During the past 12 months, has anyone made an offer at school to sell or give you an illegal drug (or actually sold or given you one at school)?																
1. No	74.2	66.5	82.2	73.4	79.9	72.5	74.4	78.8	68.3	76.8	67.9	90.5	69.1	69.8	43.6	41.8
2. Yes	25.8	33.5	17.8	26.6	20.1	27.5	25.6	21.2	31.7	23.2	32.1	9.5	30.9	30.2	56.4	58.2
<i>Item 25820 Subject A03a</i>	<i>N</i> 2536	1173	1252	1650	303	536	614	868	518	1909	490	1188	552	240	437	52
A15: In your present school, how vigorous are the teachers and administrators in their attempts to prevent students from . . .																
A15A: Smoking?																
1. Not at all	15.6	16.5	13.7	15.0	18.2	12.5	19.5	13.7	17.4	13.4	22.3	14.0	14.4	11.5	19.0	35.8
2. Slightly	17.2	15.2	18.9	18.9	11.2	19.5	16.0	16.0	18.5	17.7	16.3	17.0	17.4	18.7	16.7	18.0
3. Somewhat	19.6	20.0	19.9	22.6	12.8	23.2	20.2	16.6	20.0	20.3	18.3	18.6	19.6	20.5	23.9	13.5
4. Fairly vigorous	17.6	17.0	18.4	19.0	11.3	19.7	15.5	18.1	17.2	17.7	18.3	17.5	18.3	20.8	16.3	19.1
5. Very vigorous	13.7	14.1	13.4	12.1	21.4	13.3	15.1	17.2	6.7	13.9	11.8	13.2	15.8	11.8	15.2	3.5
8. Don't know	16.2	17.1	15.7	12.4	25.1	11.8	13.7	18.2	20.2	16.9	12.9	19.7	14.5	16.8	8.9	10.2
<i>Item 23550 Subject A10a, B01</i>	<i>N</i> 2529	1172	1247	1644	303	532	612	869	516	1903	489	1183	550	240	438	50
A15B: Drinking?																
1. Not at all	13.4	14.2	11.0	12.6	18.7	11.6	16.2	13.2	12.3	11.5	17.6	12.0	12.3	8.2	16.6	31.2
2. Slightly	15.9	16.5	15.7	18.3	10.4	16.7	17.1	14.7	15.8	15.8	17.2	14.7	18.0	15.4	16.5	23.6
3. Somewhat	17.4	16.0	19.3	19.3	9.9	18.8	17.1	15.4	19.8	18.0	16.6	17.8	16.1	23.1	16.4	12.9
4. Fairly vigorous	16.4	15.3	17.7	17.7	11.3	16.2	16.3	15.5	18.5	16.6	16.3	15.5	17.6	13.6	20.0	13.2
5. Very vigorous	17.4	17.6	17.6	15.8	23.3	18.8	17.0	18.7	14.0	18.0	15.1	16.8	18.5	19.8	17.9	6.3
8. Don't know	19.5	20.4	18.7	16.3	26.4	18.0	16.3	22.5	19.6	20.1	17.2	23.2	17.4	20.0	12.5	12.7
<i>Item 23560 Subject A10a, B01</i>	<i>N</i> 2527	1169	1247	1644	300	533	614	867	513	1900	490	1185	549	240	434	51
A15C: Drug use?																
1. Not at all	12.2	13.6	9.0	11.6	16.2	10.3	17.6	10.7	10.4	9.7	18.9	10.6	11.0	7.5	14.6	34.5
2. Slightly	12.4	12.3	12.6	14.0	8.2	13.9	12.1	11.0	13.4	12.6	12.9	12.0	12.4	9.9	14.1	23.7
3. Somewhat	17.0	16.3	18.1	19.0	10.7	16.5	16.1	16.9	18.6	17.9	15.1	16.6	16.9	20.5	17.8	7.7
4. Fairly vigorous	16.8	14.8	18.9	18.7	12.6	16.1	16.3	17.4	17.4	17.3	14.4	16.4	17.8	17.7	17.2	17.7
5. Very vigorous	23.0	23.9	22.7	20.5	27.9	25.5	21.1	24.5	20.4	23.4	21.7	22.6	24.9	24.3	24.6	6.2
8. Don't know	18.6	19.1	18.7	16.2	24.4	17.8	16.8	19.6	19.8	19.1	16.9	21.9	17.1	20.2	11.6	10.2
<i>Item 23570 Subject A10a, B01</i>	<i>N</i> 2528	1172	1247	1646	300	533	613	867	515	1901	490	1187	549	240	435	50
A16: How severe do you think the consequences would be for a student in your school who gets caught . . .																
A16A: Smoking?																
1. No consequences	5.3	5.6	4.5	5.9	2.9	5.2	5.4	3.2	8.7	4.9	6.5	5.0	5.5	5.0	3.1	16.9
2. Mild	34.1	35.9	33.4	38.2	18.6	41.3	40.1	26.6	32.3	34.3	35.5	30.1	35.9	42.3	40.3	39.0
3. Moderate	32.2	30.2	34.7	34.6	27.2	32.1	30.9	34.5	30.1	33.4	30.4	31.6	33.8	31.8	34.3	15.4
4. Severe	19.3	19.6	18.7	15.1	39.6	14.6	17.3	25.8	15.7	18.9	18.4	20.9	19.1	15.1	18.2	19.4
8. Don't know	9.0	8.6	8.7	6.2	11.7	6.8	6.2	9.9	13.2	8.5	9.0	12.3	5.8	5.8	4.2	9.2
<i>Item 23580 Subject A10a, B01</i>	<i>N</i> 2531	1171	1251	1646	304	535	612	867	517	1906	490	1187	551	240	436	51
A16B: Using (or possessing) alcohol?																
1. No consequences	1.5	1.4	1.3	1.3	2.2	1.0	2.5	1.4	0.9	0.7	4.2	0.8	1.3	0.7	2.2	12.6
2. Mild	7.5	9.1	6.2	7.4	7.5	9.4	9.4	5.1	7.4	7.2	8.9	8.1	7.8	4.0	6.6	11.1
3. Moderate	30.3	29.2	31.0	31.8	23.0	32.2	32.1	26.7	32.0	31.2	26.8	29.2	32.0	36.8	25.8	33.2
4. Severe	51.6	51.2	53.2	52.6	56.0	49.2	49.6	56.2	48.8	52.5	50.1	48.9	54.3	52.5	61.0	34.2
8. Don't know	9.1	9.1	8.2	7.0	11.4	8.2	6.3	10.6	10.9	8.3	9.9	12.9	4.6	6.1	4.3	9.1
<i>Item 23590 Subject A10a, B01</i>	<i>N</i> 2532	1171	1251	1648	303	536	613	866	517	1905	490	1186	551	240	437	52

* = less than .05 percent.

DESCRIPTIVE RESULTS: 2003

229

QUESTIONNAIRE FORM 6 2003	TOTAL	SEX		RACE		REGION				COLLEGE PLANS?		ILLICIT DRUG USE: LIFETIME				
		M	F	White	Black	NE	NC	S	W	Yes	No	None	Mari- juana Only	Few Pills	More Pills	Any Her- oin
<i>N (Weighted No. of Cases):</i> <i>% of Weighted Total:</i>	2565 100.0	1184 46.1	1257 49.0	1662 64.8	307 12.0	545 21.3	622 24.3	878 34.2	520 20.3	1919 74.8	490 19.1	1193 46.5	555 21.6	240 9.4	438 17.1	53 2.1
A16C: Using (or possessing) an illegal drug?																
1. No consequences	1.6	1.7	1.1	1.3	2.8	1.2	2.8	1.2	0.9	1.2	2.8	0.8	2.4	1.3	0.7	11.7
2. Mild	3.7	3.6	3.4	3.8	2.7	3.3	5.5	3.6	2.3	2.5	8.8	3.6	3.2	3.6	2.7	12.9
3. Moderate	13.6	13.9	13.8	14.8	8.9	17.7	13.9	8.4	17.6	14.6	9.9	12.1	17.1	12.1	14.0	8.4
4. Severe	72.4	72.5	73.5	73.4	75.3	69.8	71.5	77.8	66.8	73.5	70.1	71.1	72.9	77.4	78.6	56.4
8. Don't know	8.8	8.3	8.2	6.7	10.4	7.9	6.3	8.9	12.3	8.2	8.3	12.4	4.3	5.6	4.0	10.6
<i>Item 23600 Subject A10a, B01</i>	<i>N 2534</i>	<i>1174</i>	<i>1251</i>	<i>1649</i>	<i>305</i>	<i>536</i>	<i>612</i>	<i>867</i>	<i>519</i>	<i>1908</i>	<i>490</i>	<i>1189</i>	<i>551</i>	<i>240</i>	<i>437</i>	<i>51</i>
A17: The next questions ask for your opinions on the effects of using certain drugs and other substances. How much do you think people risk harming themselves (physically or in other ways), if they . . .																
A17A: Smoke one or more packs of cigarettes per day																
1. No risk	2.0	2.3	1.5	1.7	2.3	1.5	2.1	2.6	1.5	1.0	5.4	1.0	2.2	0.3	3.2	10.7
2. Slight risk	5.2	6.1	4.7	5.1	6.5	5.9	3.6	6.5	4.5	4.8	6.9	3.7	4.2	4.6	10.2	12.0
3. Moderate risk	20.4	22.9	17.8	23.1	11.4	19.2	23.9	19.3	19.1	17.3	31.2	15.5	23.2	22.9	27.2	24.0
4. Great risk	70.6	66.7	74.7	69.0	76.2	72.7	68.3	69.4	73.0	75.4	53.4	77.1	69.0	71.2	59.2	50.0
5. Can't say, drug unfamiliar	1.8	2.1	1.3	1.1	3.5	0.7	2.2	2.2	1.9	1.4	3.1	2.7	1.3	1.0	0.2	3.3
<i>Item 12360 Subject A14a</i>	<i>N 2527</i>	<i>1169</i>	<i>1252</i>	<i>1645</i>	<i>303</i>	<i>535</i>	<i>614</i>	<i>862</i>	<i>516</i>	<i>1909</i>	<i>490</i>	<i>1185</i>	<i>553</i>	<i>240</i>	<i>438</i>	<i>47</i>
A17B: Try marijuana once or twice																
1. No risk	32.3	39.8	25.6	36.2	23.9	33.3	33.9	29.9	33.6	31.1	37.7	12.1	43.1	48.2	62.9	62.0
2. Slight risk	33.9	32.6	35.5	34.4	34.1	38.3	32.5	30.4	36.9	35.0	31.4	35.8	36.4	32.2	27.9	16.5
3. Moderate risk	16.1	13.9	18.2	15.5	17.0	14.4	17.1	16.6	15.7	17.0	11.6	23.4	11.6	10.0	5.7	13.1
4. Great risk	14.9	11.1	18.0	11.8	20.4	12.3	14.1	19.1	11.4	14.4	15.3	23.8	7.6	8.8	3.2	8.4
5. Can't say, drug unfamiliar	2.8	2.6	2.7	2.1	4.6	1.8	2.4	4.0	2.4	2.5	4.0	5.0	1.2	0.7	0.2	-
<i>Item 12370 Subject A14a</i>	<i>N 2523</i>	<i>1169</i>	<i>1251</i>	<i>1643</i>	<i>303</i>	<i>535</i>	<i>614</i>	<i>859</i>	<i>516</i>	<i>1906</i>	<i>490</i>	<i>1183</i>	<i>551</i>	<i>240</i>	<i>438</i>	<i>47</i>
A17C: Smoke marijuana occasionally																
1. No risk	13.0	17.8	8.2	14.9	11.1	13.0	13.2	13.2	12.4	11.3	19.2	2.9	14.6	15.1	34.1	36.1
2. Slight risk	26.8	29.9	24.8	28.7	18.9	28.2	28.2	22.8	30.4	27.3	25.4	14.9	37.5	40.6	38.0	38.3
3. Moderate risk	30.3	28.2	32.4	31.3	30.0	34.7	29.7	29.0	28.6	32.4	23.7	37.7	27.7	24.8	19.5	12.4
4. Great risk	27.1	21.4	32.0	22.8	35.1	22.1	26.3	31.3	26.1	26.7	27.3	39.8	18.8	18.8	7.8	13.2
5. Can't say, drug unfamiliar	2.8	2.7	2.7	2.2	5.0	2.1	2.6	3.6	2.5	2.3	4.4	4.7	1.3	0.7	0.6	-
<i>Item 12380 Subject A14a</i>	<i>N 2520</i>	<i>1168</i>	<i>1246</i>	<i>1640</i>	<i>302</i>	<i>534</i>	<i>613</i>	<i>857</i>	<i>516</i>	<i>1904</i>	<i>489</i>	<i>1182</i>	<i>551</i>	<i>240</i>	<i>437</i>	<i>47</i>
A17D: Smoke marijuana regularly																
1. No risk	6.2	9.1	3.1	6.1	7.5	6.2	5.9	6.3	6.5	5.0	10.4	1.3	6.6	4.8	16.9	21.9
2. Slight risk	11.4	14.6	8.6	13.3	7.5	13.1	10.9	9.6	13.1	10.5	15.0	3.4	13.3	16.8	26.5	16.9
3. Moderate risk	23.6	24.3	23.6	24.5	22.1	25.6	24.1	22.1	23.7	23.7	23.1	15.6	31.1	34.2	32.3	17.2
4. Great risk	56.0	49.2	62.3	53.8	58.3	53.2	56.7	58.1	54.3	58.5	47.2	75.1	47.6	43.4	24.1	37.9
5. Can't say, drug unfamiliar	2.8	2.9	2.5	2.3	4.5	1.9	2.3	3.9	2.4	2.2	4.3	4.6	1.4	0.9	0.2	6.2
<i>Item 12390 Subject A14a</i>	<i>N 2531</i>	<i>1173</i>	<i>1252</i>	<i>1650</i>	<i>304</i>	<i>535</i>	<i>613</i>	<i>866</i>	<i>517</i>	<i>1910</i>	<i>490</i>	<i>1187</i>	<i>552</i>	<i>240</i>	<i>438</i>	<i>51</i>
A17E: Try cocaine once or twice																
1. No risk	5.4	7.6	3.0	5.7	2.8	5.1	7.4	4.5	4.7	3.8	10.7	1.4	2.8	2.8	18.3	18.8
2. Slight risk	13.1	13.6	13.0	13.4	10.4	13.0	13.3	11.9	15.1	13.1	13.6	11.5	8.5	15.8	19.7	31.2
3. Moderate risk	24.4	24.4	25.6	26.7	20.2	29.7	24.8	20.1	25.6	24.9	24.0	24.5	24.5	30.9	20.8	36.1
4. Great risk	51.6	49.1	53.4	49.4	59.7	49.2	49.1	57.0	48.1	53.1	44.3	55.4	59.5	46.3	39.1	12.7
5. Can't say, drug unfamiliar	5.5	5.3	4.9	4.8	6.9	3.0	5.5	6.5	6.4	5.0	7.3	7.2	4.7	4.1	2.0	1.2
<i>Item 12490 Subject A14a</i>	<i>N 2510</i>	<i>1168</i>	<i>1240</i>	<i>1637</i>	<i>300</i>	<i>529</i>	<i>610</i>	<i>858</i>	<i>514</i>	<i>1897</i>	<i>488</i>	<i>1174</i>	<i>550</i>	<i>240</i>	<i>437</i>	<i>47</i>
A17F: Take one or two drinks nearly every day																
1. No risk	10.2	15.8	4.5	11.6	8.1	10.3	11.3	10.0	8.9	9.2	13.9	5.0	12.0	11.2	19.2	18.2
2. Slight risk	22.9	28.8	17.9	24.9	16.4	24.3	22.8	22.7	22.0	21.1	30.7	19.4	24.2	24.6	31.6	19.2
3. Moderate risk	33.8	31.8	36.2	34.7	30.3	32.9	34.1	32.4	36.7	34.3	32.7	33.7	35.0	33.4	33.7	39.9
4. Great risk	31.0	21.0	39.9	27.1	41.4	31.8	29.5	31.5	31.2	33.8	19.5	38.5	27.7	30.4	15.3	16.5
5. Can't say, drug unfamiliar	2.1	2.6	1.4	1.7	3.8	0.7	2.4	3.4	1.3	1.7	3.2	3.5	1.1	0.4	0.2	6.2
<i>Item 12520 Subject A14a</i>	<i>N 2526</i>	<i>1173</i>	<i>1249</i>	<i>1648</i>	<i>304</i>	<i>536</i>	<i>612</i>	<i>866</i>	<i>512</i>	<i>1905</i>	<i>490</i>	<i>1185</i>	<i>553</i>	<i>240</i>	<i>436</i>	<i>51</i>

QUESTIONNAIRE FORM 6 2003	TOTAL	SEX		RACE		REGION				COLLEGE PLANS?		ILLCIT DRUG USE: LIFETIME				
		M	F	White	Black	NE	NC	S	W	Yes	No	None	Mari- juana Only	Few Pills	More Pills	Any Her- oin
<i>N (Weighted No. of Cases):</i>	2565	1184	1257	1662	307	545	622	878	520	1919	490	1193	555	240	438	53
<i>% of Weighted Total:</i>	100.0	46.1	49.0	64.8	12.0	21.3	24.3	34.2	20.3	74.8	19.1	46.5	21.6	9.4	17.1	2.1
A17G: Take four or five drinks nearly every day																
1. No risk	3.3	5.6	0.9	3.2	3.5	3.0	3.5	3.6	2.9	2.1	6.4	1.5	3.6	1.9	6.7	14.6
2. Slight risk	7.0	9.3	5.0	8.1	5.6	6.2	7.3	8.0	5.8	6.3	10.3	4.2	7.5	7.6	12.3	12.8
3. Moderate risk	22.8	29.6	16.2	26.2	12.9	23.7	24.2	20.5	23.9	20.9	28.8	17.4	21.9	25.5	35.8	20.6
4. Great risk	64.7	53.1	76.0	61.0	72.3	65.4	62.8	64.9	65.8	68.7	51.2	73.6	64.8	64.6	45.1	52.0
5. Can't say, drug unfamiliar	2.2	2.3	1.9	1.5	5.7	1.7	2.2	2.9	1.6	1.9	3.2	3.3	2.1	0.4	0.2	-
<i>Item 12530 Subject A14a</i>	<i>N</i> 2527	1173	1249	1645	304	536	614	862	515	1910	486	1186	553	240	435	51
A17H: Have five or more drinks once or twice each weekend																
1. No risk	8.1	12.0	4.6	9.2	6.7	7.3	8.6	8.9	7.1	6.5	12.8	2.9	9.7	6.9	18.2	31.0
2. Slight risk	18.0	21.5	15.1	20.2	10.6	20.9	19.0	15.1	18.8	16.7	22.7	8.9	23.5	20.6	34.1	17.5
3. Moderate risk	27.5	26.6	27.8	28.4	20.2	27.8	29.5	26.4	26.7	28.8	23.1	27.0	27.0	32.9	25.8	31.7
4. Great risk	44.2	37.5	50.8	40.6	57.0	42.3	40.7	46.8	46.0	46.1	38.4	58.0	37.6	38.9	21.7	19.8
5. Can't say, drug unfamiliar	2.2	2.3	1.7	1.5	5.7	1.7	2.3	2.8	1.4	1.9	2.9	3.2	2.2	0.7	0.2	-
<i>Item 12540 Subject A14a</i>	<i>N</i> 2523	1168	1250	1643	303	535	611	866	511	1906	486	1184	548	240	437	51
A17I: Take steroids for body-building or improved athletic performance																
1. No risk	3.1	4.3	1.7	3.1	3.5	1.5	4.3	3.5	2.8	1.8	7.0	1.3	2.6	2.9	6.0	17.4
2. Slight risk	8.3	10.9	5.8	9.1	8.1	9.6	9.0	8.2	6.4	7.2	12.5	5.5	7.6	9.3	13.4	19.3
3. Moderate risk	26.5	30.1	24.0	30.3	15.5	29.7	28.3	24.3	24.8	27.7	22.7	26.5	26.6	30.0	27.5	17.2
4. Great risk	55.0	47.6	61.6	51.4	62.9	55.2	52.0	55.8	56.8	56.4	50.1	58.9	56.6	51.6	46.8	40.5
5. Can't say, drug unfamiliar	7.1	7.1	6.9	6.0	10.1	4.0	6.4	8.2	9.3	6.8	7.8	7.8	6.5	6.2	6.2	5.6
<i>Item 24510 Subject A14a</i>	<i>N</i> 2528	1173	1250	1649	301	536	611	865	515	1907	490	1186	550	240	438	51
A17J: Take MDMA (ecstasy) once or twice																
1. No risk	3.7	4.9	2.2	3.3	2.7	2.4	3.8	4.3	3.8	2.9	5.2	1.5	2.9	1.7	8.4	20.9
2. Slight risk	10.5	13.8	7.9	11.6	9.2	12.3	12.6	8.4	9.4	9.7	13.9	4.6	11.6	15.1	20.6	33.7
3. Moderate risk	21.1	22.7	20.0	23.5	12.9	22.3	20.6	20.6	21.6	21.0	22.1	17.1	21.7	27.1	26.6	28.0
4. Great risk	56.3	49.3	62.8	54.0	66.6	58.8	54.7	57.3	54.1	58.7	48.3	64.8	57.4	50.0	41.2	17.3
5. Can't say, drug unfamiliar	8.4	9.3	7.2	7.5	8.6	4.2	8.4	9.5	11.0	7.6	10.4	12.0	6.4	6.1	3.2	-
<i>Item 23040 Subject A14a</i>	<i>N</i> 2527	1171	1251	1647	302	534	613	864	515	1909	488	1185	552	240	437	51
A18: Individuals differ in whether or not they disapprove of people doing certain things. Do YOU disapprove of people (who are 18 or older) doing each of the following?																
A18A: Smoking one or more packs of cigarettes per day																
1. Don't disapprove	30.4	36.1	25.3	33.1	20.2	27.3	32.7	31.2	29.8	26.5	42.8	17.8	31.7	38.4	53.7	64.1
2. Disapprove	38.6	34.9	42.3	39.8	35.0	45.4	34.9	37.7	37.4	40.5	34.6	43.5	39.6	35.3	30.1	24.4
3. Strongly disapprove	31.0	29.0	32.4	27.1	44.8	27.3	32.4	31.1	32.8	33.1	22.6	38.8	28.7	26.3	16.2	11.5
<i>Item 8560 Subject A11a</i>	<i>N</i> 2532	1173	1253	1650	304	536	614	866	515	1912	489	1189	552	240	438	51
A18B: Trying marijuana once or twice																
1. Don't disapprove	51.2	57.0	46.8	55.7	37.5	54.7	52.3	46.3	54.4	50.2	54.2	24.2	69.1	72.9	85.8	84.4
2. Disapprove	28.5	25.4	30.7	26.3	35.3	29.0	28.1	29.5	26.6	28.6	28.1	42.0	22.5	15.4	9.4	5.7
3. Strongly disapprove	20.4	17.6	22.4	18.0	27.3	16.3	19.5	24.2	19.1	21.2	17.7	33.8	8.4	11.7	4.8	10.0
<i>Item 8570 Subject A11a</i>	<i>N</i> 2530	1174	1254	1651	304	535	616	864	515	1912	490	1189	553	240	438	51
A18C: Smoking marijuana occasionally																
1. Don't disapprove	40.2	46.9	34.3	43.9	32.5	44.2	41.2	35.9	41.8	37.9	47.4	14.3	53.2	61.4	77.7	75.4
2. Disapprove	29.8	27.5	32.1	28.9	31.8	31.2	27.8	30.8	29.2	30.8	25.9	37.3	30.4	20.1	16.0	11.4
3. Strongly disapprove	30.0	25.6	33.6	27.2	35.8	24.7	30.9	33.3	28.9	31.3	26.7	48.5	16.5	18.6	6.2	13.2
<i>Item 8580 Subject A11a</i>	<i>N</i> 2530	1174	1254	1650	304	534	616	865	515	1912	490	1189	552	240	438	51
A18D: Smoking marijuana regularly																
1. Don't disapprove	24.0	31.2	17.2	25.0	24.4	26.0	21.7	23.6	25.3	20.2	36.2	7.9	26.3	30.1	55.6	55.6
2. Disapprove	29.4	30.0	29.0	30.9	23.1	31.6	33.8	25.6	27.9	29.3	29.1	23.7	40.9	38.5	26.7	28.4
3. Strongly disapprove	46.6	38.8	53.8	44.1	52.5	42.4	44.5	50.7	46.8	50.5	34.8	68.4	32.8	31.4	17.7	16.0
<i>Item 8590 Subject A11a</i>	<i>N</i> 2524	1169	1251	1648	303	533	615	861	515	1907	488	1185	551	240	437	51

DESCRIPTIVE RESULTS: 2003

231

QUESTIONNAIRE FORM 6 2003	TOTAL	SEX		RACE		REGION				COLLEGE PLANS?		ILLCIT DRUG USE: LIFETIME				
		M	F	White	Black	NE	NC	S	W	Yes	No	None	Mari- juana Only	Few Pills	More Pills	Any Her- oin
<i>N (Weighted No. of Cases):</i>	2565	1184	1257	1662	307	545	622	878	520	1919	490	1193	555	240	438	53
<i>% of Weighted Total:</i>	100.0	46.1	49.0	64.8	12.0	21.3	24.3	34.2	20.3	74.8	19.1	46.5	21.6	9.4	17.1	2.1
A18E: Trying cocaine once or twice																
1. Don't disapprove	13.9	17.9	10.2	15.3	6.0	13.5	14.9	11.9	16.3	11.5	21.1	7.0	7.7	12.9	33.7	70.7
2. Disapprove	27.5	25.5	29.8	28.3	23.3	29.6	26.3	25.7	29.7	26.9	29.3	26.6	30.0	29.2	27.0	19.7
3. Strongly disapprove	58.6	56.7	60.0	56.4	70.7	56.9	58.7	62.4	54.0	61.6	49.6	66.4	62.4	57.9	39.3	9.7
<i>Item 8690 Subject A11a</i>	<i>N 2521</i>	<i>1169</i>	<i>1248</i>	<i>1643</i>	<i>303</i>	<i>534</i>	<i>614</i>	<i>859</i>	<i>514</i>	<i>1907</i>	<i>486</i>	<i>1186</i>	<i>550</i>	<i>239</i>	<i>438</i>	<i>48</i>
A18F: Taking one or two drinks nearly every day																
1. Don't disapprove	34.5	44.3	25.5	38.5	18.5	36.5	35.9	33.7	32.3	31.6	45.8	22.9	38.6	36.1	55.2	71.4
2. Disapprove	40.3	36.7	44.0	41.0	43.1	40.5	40.7	41.1	38.3	41.4	36.0	43.2	42.5	41.5	33.9	19.3
3. Strongly disapprove	25.1	19.0	30.5	20.5	38.4	22.9	23.5	25.1	29.4	27.0	18.2	33.9	18.9	22.4	10.8	9.3
<i>Item 8720 Subject A11a</i>	<i>N 2529</i>	<i>1172</i>	<i>1254</i>	<i>1650</i>	<i>303</i>	<i>535</i>	<i>616</i>	<i>863</i>	<i>515</i>	<i>1910</i>	<i>490</i>	<i>1187</i>	<i>552</i>	<i>240</i>	<i>438</i>	<i>51</i>
A18G: Taking four or five drinks nearly every day																
1. Don't disapprove	14.9	22.2	7.6	15.4	10.8	13.4	14.6	14.1	17.9	11.2	27.2	8.2	15.4	9.4	29.9	38.4
2. Disapprove	34.3	36.7	32.2	37.2	23.1	39.7	35.4	33.9	28.0	33.1	38.6	29.4	37.8	37.8	40.6	41.8
3. Strongly disapprove	50.9	41.1	60.3	47.4	66.1	46.9	50.0	52.0	54.2	55.7	34.3	62.4	46.8	52.8	29.5	19.8
<i>Item 8730 Subject A11a</i>	<i>N 2526</i>	<i>1170</i>	<i>1252</i>	<i>1646</i>	<i>304</i>	<i>535</i>	<i>615</i>	<i>863</i>	<i>513</i>	<i>1908</i>	<i>489</i>	<i>1187</i>	<i>551</i>	<i>240</i>	<i>437</i>	<i>51</i>
A18H: Having five or more drinks once or twice each weekend																
1. Don't disapprove	36.7	44.2	30.7	41.3	19.9	37.7	39.7	32.5	38.8	35.4	41.6	18.7	45.3	44.2	68.3	49.0
2. Disapprove	29.8	27.7	31.3	29.2	32.1	32.1	29.8	30.0	27.2	28.8	33.3	32.6	31.2	30.9	21.1	33.5
3. Strongly disapprove	33.5	28.2	37.9	29.5	47.9	30.2	30.5	37.4	33.9	35.8	25.1	48.7	23.5	24.9	10.6	17.6
<i>Item 8740 Subject A11a</i>	<i>N 2531</i>	<i>1173</i>	<i>1253</i>	<i>1651</i>	<i>305</i>	<i>534</i>	<i>616</i>	<i>865</i>	<i>515</i>	<i>1911</i>	<i>490</i>	<i>1188</i>	<i>552</i>	<i>240</i>	<i>438</i>	<i>52</i>
A18I: Taking steroids for body-building or improved athletic performance																
1. Don't disapprove	14.0	20.1	8.3	14.4	10.2	12.1	14.0	15.1	14.3	11.9	20.9	9.3	13.2	12.9	24.1	41.1
2. Disapprove	36.4	35.4	37.4	38.2	31.1	40.3	37.4	34.3	34.7	37.2	33.5	35.2	39.2	40.6	36.2	22.1
3. Strongly disapprove	49.6	44.5	54.3	47.3	58.7	47.6	48.6	50.6	51.0	50.9	45.6	55.5	47.5	46.5	39.7	36.8
<i>Item 24520 Subject A11a</i>	<i>N 2525</i>	<i>1171</i>	<i>1250</i>	<i>1646</i>	<i>303</i>	<i>534</i>	<i>613</i>	<i>861</i>	<i>516</i>	<i>1909</i>	<i>487</i>	<i>1189</i>	<i>550</i>	<i>240</i>	<i>435</i>	<i>50</i>
A18J: Trying heroin once or twice without using a needle																
1. Don't disapprove	7.8	11.3	4.0	8.1	5.6	6.8	9.2	7.1	8.5	5.7	14.2	5.1	5.7	3.5	13.1	47.7
2. Disapprove	17.4	17.8	17.4	17.1	16.4	21.2	16.8	14.7	18.8	17.4	16.7	18.1	16.6	17.2	18.4	11.4
3. Strongly disapprove	74.8	70.9	78.7	74.8	78.0	72.0	74.0	78.2	72.8	76.9	69.1	76.8	77.6	79.4	68.5	40.9
<i>Item 29690 Subject A11a</i>	<i>N 2521</i>	<i>1169</i>	<i>1247</i>	<i>1645</i>	<i>303</i>	<i>534</i>	<i>615</i>	<i>863</i>	<i>510</i>	<i>1905</i>	<i>487</i>	<i>1185</i>	<i>550</i>	<i>240</i>	<i>435</i>	<i>50</i>
A18K: Taking heroin occasionally without using a needle																
1. Don't disapprove	6.5	9.7	3.2	6.5	4.9	5.7	7.5	5.7	7.5	4.7	11.5	4.4	4.6	2.8	11.1	40.6
2. Disapprove	13.1	13.8	12.3	13.2	11.9	16.4	12.9	11.3	13.1	12.3	15.3	13.6	13.4	10.6	12.4	12.2
3. Strongly disapprove	80.4	76.5	84.5	80.3	83.2	78.0	79.6	83.0	79.4	83.0	73.1	82.0	82.0	86.6	76.5	47.2
<i>Item 29700 Subject A11a</i>	<i>N 2528</i>	<i>1173</i>	<i>1250</i>	<i>1650</i>	<i>305</i>	<i>535</i>	<i>615</i>	<i>864</i>	<i>513</i>	<i>1908</i>	<i>490</i>	<i>1187</i>	<i>553</i>	<i>240</i>	<i>435</i>	<i>52</i>
A18L: Taking MDMA (ecstasy) once or twice																
1. Don't disapprove	15.3	19.9	10.7	17.1	8.0	14.1	17.3	13.3	17.5	13.1	22.8	6.8	12.2	14.5	35.3	63.3
2. Disapprove	26.0	26.5	26.3	26.2	24.6	30.5	26.2	23.5	25.1	26.6	23.9	22.9	28.7	35.0	28.7	14.4
3. Strongly disapprove	58.7	53.6	63.0	56.7	67.4	55.4	56.4	63.2	57.4	60.3	53.3	70.3	59.1	50.5	36.0	22.3
<i>Item 29960 Subject A11a</i>	<i>N 2527</i>	<i>1170</i>	<i>1253</i>	<i>1649</i>	<i>304</i>	<i>535</i>	<i>616</i>	<i>861</i>	<i>515</i>	<i>1909</i>	<i>489</i>	<i>1184</i>	<i>553</i>	<i>240</i>	<i>438</i>	<i>51</i>
A19: How difficult do you think it would be for you to get each of the following types of drugs, if you wanted some?																

QUESTIONNAIRE FORM 6 2003	TOTAL	SEX		RACE		REGION				COLLEGE PLANS?		ILLICIT DRUG USE: LIFETIME					
		M	F	White	Black	NE	NC	S	W	Yes	No	None	Mari- juana Only	Few Pills	More Pills	Any Her- oin	
<i>N (Weighted No. of Cases):</i>	2565	1184	1257	1662	307	545	622	878	520	1919	490	1193	555	240	438	53	
<i>% of Weighted Total:</i>	100.0	46.1	49.0	64.8	12.0	21.3	24.3	34.2	20.3	74.8	19.1	46.5	21.6	9.4	17.1	2.1	
A19A: Marijuana (pot, weed)																	
1. Probably impossible	2.9	2.7	3.3	1.6	7.9	3.0	1.2	4.5	2.2	2.6	3.4	5.1	0.6	0.3	0.4	9.6	
2. Very difficult	2.4	1.8	2.4	1.5	2.4	2.1	0.8	3.7	2.6	2.1	2.6	3.6	0.5	2.3	0.5	-	
3. Fairly difficult	5.7	5.1	5.8	5.0	2.9	4.5	7.5	4.6	6.6	6.1	4.4	10.3	1.3	2.0	0.9	3.3	
4. Fairly easy	19.6	19.8	19.4	20.1	18.0	21.0	19.3	19.5	18.8	20.7	16.8	27.9	14.7	12.8	8.6	6.1	
5. Very easy	69.4	70.5	69.1	71.7	68.9	69.4	71.2	67.8	69.8	68.5	72.8	53.0	82.9	82.7	89.6	81.0	
<i>Item 6750 Subject A03a</i>	<i>N</i>	<i>2517</i>	<i>1170</i>	<i>1243</i>	<i>1638</i>	<i>304</i>	<i>528</i>	<i>616</i>	<i>860</i>	<i>513</i>	<i>1897</i>	<i>490</i>	<i>1179</i>	<i>552</i>	<i>240</i>	<i>438</i>	<i>49</i>
A19B: LSD																	
1. Probably impossible	11.7	11.4	11.7	7.0	29.0	8.6	9.6	16.3	9.6	11.3	11.3	16.0	9.7	5.2	5.0	8.0	
2. Very difficult	20.8	21.1	19.7	19.9	23.6	24.0	20.6	20.2	18.6	21.5	17.9	19.1	26.6	20.7	18.5	7.5	
3. Fairly difficult	35.0	37.2	33.7	38.2	22.6	36.9	37.4	30.7	37.4	36.0	33.8	35.1	34.8	35.0	36.3	37.8	
4. Fairly easy	21.7	18.9	25.5	24.9	14.8	21.1	21.4	20.9	23.8	21.6	22.6	20.9	19.1	25.9	27.4	15.4	
5. Very easy	10.9	11.4	9.5	10.0	9.9	9.4	10.9	11.9	10.5	9.6	14.4	8.9	9.8	13.2	12.8	31.3	
<i>Item 6760 Subject A03a</i>	<i>N</i>	<i>2479</i>	<i>1158</i>	<i>1220</i>	<i>1626</i>	<i>300</i>	<i>517</i>	<i>611</i>	<i>845</i>	<i>506</i>	<i>1872</i>	<i>486</i>	<i>1154</i>	<i>545</i>	<i>237</i>	<i>438</i>	<i>49</i>
A19C: PCP (angel dust)																	
1. Probably impossible	14.0	14.0	13.8	10.0	30.4	9.4	12.0	19.8	11.7	14.1	12.6	18.2	12.8	8.0	7.2	13.1	
2. Very difficult	26.0	27.9	24.5	28.0	20.1	28.4	28.5	22.5	26.1	26.6	25.1	24.1	29.7	27.9	26.0	18.8	
3. Fairly difficult	34.3	34.0	34.8	37.3	20.9	36.2	35.2	32.5	34.2	35.2	33.8	34.7	33.0	34.4	37.6	17.6	
4. Fairly easy	16.3	13.6	19.3	17.5	13.6	15.2	16.1	15.3	19.2	15.6	17.9	15.5	14.7	16.3	20.9	23.7	
5. Very easy	9.4	10.6	7.6	7.2	15.0	10.9	8.2	9.9	8.8	8.5	10.7	7.4	9.7	13.5	8.3	26.8	
<i>Item 6771 Subject A03a</i>	<i>N</i>	<i>2491</i>	<i>1160</i>	<i>1228</i>	<i>1632</i>	<i>298</i>	<i>520</i>	<i>614</i>	<i>847</i>	<i>510</i>	<i>1875</i>	<i>487</i>	<i>1160</i>	<i>550</i>	<i>239</i>	<i>435</i>	<i>50</i>
A19D: MDMA (ecstasy)																	
1. Probably impossible	8.6	8.0	8.9	5.5	19.8	6.3	5.9	13.1	6.6	8.0	9.5	13.3	5.6	4.2	1.6	8.0	
2. Very difficult	10.9	11.1	11.0	11.5	9.2	10.9	12.6	9.5	11.3	11.0	10.8	13.1	12.2	5.3	6.9	2.5	
3. Fairly difficult	23.0	23.4	22.1	23.9	14.2	25.3	22.6	20.0	25.9	24.5	18.1	26.7	22.0	21.0	17.8	1.9	
4. Fairly easy	33.6	34.4	34.1	37.4	26.3	35.6	37.9	29.6	33.2	34.1	33.7	28.8	36.1	39.2	40.7	44.6	
5. Very easy	23.9	23.1	23.9	21.7	30.6	21.8	21.0	27.8	23.0	22.4	27.9	18.2	24.1	30.3	33.0	43.0	
<i>Item 23050 Subject A03a</i>	<i>N</i>	<i>2494</i>	<i>1162</i>	<i>1229</i>	<i>1628</i>	<i>301</i>	<i>522</i>	<i>614</i>	<i>850</i>	<i>508</i>	<i>1878</i>	<i>488</i>	<i>1161</i>	<i>551</i>	<i>240</i>	<i>437</i>	<i>49</i>
A19E: Crystal meth ("ice")																	
1. Probably impossible	15.6	15.9	15.0	10.9	34.6	13.5	14.9	20.2	11.1	15.4	14.9	20.8	14.3	9.4	6.6	8.0	
2. Very difficult	25.6	26.6	24.4	27.4	20.6	34.3	25.7	22.4	21.8	26.6	23.2	22.7	31.7	26.4	25.5	14.5	
3. Fairly difficult	30.0	29.0	31.7	32.0	21.8	34.8	28.4	27.1	31.7	31.7	27.0	32.3	31.0	28.3	28.2	9.9	
4. Fairly easy	15.8	13.9	18.2	17.7	12.3	11.3	17.6	15.4	19.1	15.4	17.0	14.3	13.3	20.8	21.1	19.1	
5. Very easy	13.0	14.5	10.6	11.9	10.7	6.1	13.4	14.9	16.2	11.0	17.9	9.9	9.7	15.1	18.7	48.5	
<i>Item 24410 Subject A03a</i>	<i>N</i>	<i>2488</i>	<i>1159</i>	<i>1228</i>	<i>1627</i>	<i>301</i>	<i>519</i>	<i>615</i>	<i>848</i>	<i>507</i>	<i>1875</i>	<i>488</i>	<i>1158</i>	<i>550</i>	<i>240</i>	<i>435</i>	<i>49</i>
A19F: Steroids																	
1. Probably impossible	8.3	7.9	8.2	5.7	18.3	5.7	7.7	11.0	7.3	7.5	9.9	10.8	5.9	4.5	5.1	11.8	
2. Very difficult	13.1	12.1	14.2	12.4	14.1	13.7	12.1	13.1	13.4	13.1	13.2	10.5	16.8	10.8	15.7	5.4	
3. Fairly difficult	24.4	24.7	23.9	25.4	17.9	22.5	28.8	21.4	25.9	24.9	21.6	22.9	24.3	32.6	24.2	31.9	
4. Fairly easy	27.6	29.0	27.2	29.4	22.7	33.8	26.7	23.4	29.3	29.3	23.8	30.2	28.2	24.3	24.4	18.2	
5. Very easy	26.6	26.3	26.5	27.0	27.0	24.3	24.7	31.0	24.1	25.1	31.5	25.6	24.8	27.8	30.5	32.8	
<i>Item 23060 Subject A03a</i>	<i>N</i>	<i>2489</i>	<i>1162</i>	<i>1225</i>	<i>1629</i>	<i>301</i>	<i>522</i>	<i>615</i>	<i>845</i>	<i>508</i>	<i>1873</i>	<i>490</i>	<i>1167</i>	<i>548</i>	<i>240</i>	<i>429</i>	<i>49</i>
A19G: Alcohol																	
1. Probably impossible	1.7	2.0	1.5	0.9	4.3	1.5	1.3	2.5	1.0	1.3	2.2	2.6	0.3	0.3	0.4	7.8	
2. Very difficult	1.5	1.3	1.4	1.0	2.2	1.9	1.2	1.7	1.3	1.2	1.6	1.7	0.5	1.7	0.8	-	
3. Fairly difficult	2.6	2.2	2.5	2.5	2.7	1.9	3.2	2.8	2.2	2.4	3.2	4.0	0.9	3.1	0.8	2.1	
4. Fairly easy	10.4	11.2	9.7	9.3	11.7	12.4	7.6	9.7	12.9	11.4	7.7	12.6	10.8	9.5	4.4	4.4	
5. Very easy	83.8	83.3	84.9	86.3	79.0	82.3	86.7	83.3	82.5	83.7	85.3	79.1	87.4	85.3	93.7	85.7	
<i>Item 30950 Subject A03a</i>	<i>N</i>	<i>2520</i>	<i>1170</i>	<i>1246</i>	<i>1646</i>	<i>303</i>	<i>532</i>	<i>615</i>	<i>859</i>	<i>514</i>	<i>1901</i>	<i>490</i>	<i>1182</i>	<i>552</i>	<i>240</i>	<i>438</i>	<i>50</i>
The following questions are about cigarette smoking.																	
B01: Have you ever smoked cigarettes?																	
1. Never—GO TO Q.B13	48.2	47.2	49.5	44.7	63.2	52.1	46.0	45.8	50.6	52.0	35.6	76.2	28.2	26.8	14.4	11.4	
2. Once or twice	21.7	23.2	20.1	20.6	25.5	21.1	20.7	23.2	21.2	21.6	23.3	17.8	34.1	23.6	18.1	13.7	
3. Occasionally but not regularly	12.6	12.5	12.6	13.4	8.2	11.0	14.1	11.8	14.0	12.0	14.3	4.2	18.9	18.6	21.1	17.0	
4. Regularly in the past	5.2	4.4	5.9	5.9	0.8	4.7	4.8	5.8	5.1	5.1	5.4	1.1	4.5	15.0	10.3	14.5	
5. Regularly now	12.3	12.7	11.9	15.4	2.4	11.1	14.5	13.4	9.0	9.3	21.5	0.7	14.3	15.9	36.0	43.4	
<i>Item 760 Subject A01a</i>	<i>N</i>	<i>2520</i>	<i>1172</i>	<i>1245</i>	<i>1649</i>	<i>302</i>	<i>531</i>	<i>614</i>	<i>859</i>	<i>516</i>	<i>1905</i>	<i>488</i>	<i>1186</i>	<i>551</i>	<i>239</i>	<i>438</i>	<i>49</i>

DESCRIPTIVE RESULTS: 2003

233

QUESTIONNAIRE FORM 6 2003	TOTAL	SEX		RACE		REGION				COLLEGE PLANS?		ILLICIT DRUG USE: LIFETIME				
		M	F	White	Black	NE	NC	S	W	Yes	No	None	Mari- juana Only	Few Pills	More Pills	Any Her- oin
<i>N (Weighted No. of Cases):</i>	2565	1184	1257	1662	307	545	622	878	520	1919	490	1193	555	240	438	53
<i>% of Weighted Total:</i>	100.0	46.1	49.0	64.8	12.0	21.3	24.3	34.2	20.3	74.8	19.1	46.5	21.6	9.4	17.1	2.1
B02: How frequently have you smoked cigarettes during the past 30 days?																
1. Not at all—incl. (1) in Q.B01--GO TO Q.B06	75.5	75.1	75.5	71.4	90.6	77.4	73.6	74.0	78.1	78.8	64.6	95.1	69.9	62.8	42.9	28.1
2. Less than one cigarette per day	8.9	8.4	9.7	10.0	3.9	8.8	9.6	7.9	9.6	9.0	8.5	3.6	11.4	12.0	16.6	19.1
3. One to five cigarettes per day	7.6	7.4	7.8	8.5	4.3	6.3	7.7	8.7	6.7	6.5	11.7	0.7	12.0	14.4	16.0	8.7
4. About one-half pack per day	5.1	6.0	4.2	6.6	0.5	5.1	4.8	6.1	3.7	3.7	9.7	0.3	5.0	8.7	14.8	18.5
5. About one pack per day	2.1	2.0	2.2	2.7	0.7	1.2	3.1	2.3	1.6	1.4	3.9	0.1	1.2	2.1	6.9	20.0
6. About one and one-half packs per day	0.5	0.6	0.5	0.5	-	1.0	0.5	0.5	0.2	0.4	1.0	0.1	0.5	-	1.7	3.5
7. Two packs or more per day	0.4	0.5	0.1	0.3	-	0.1	0.7	0.4	0.2	0.2	0.6	-	0.1	-	1.1	2.0
<i>Item 780 Subject A01c</i>	<i>N</i> 2516	1171	1242	1648	302	531	614	856	514	1901	487	1184	549	239	437	49
B03: During the last 30 days, about how many times (if any) have you bought cigarettes . . .																
B03A: . . . by having a friend or relative buy them for you?																
1. None	61.7	68.7	55.3	60.7	71.1	59.4	67.1	59.1	61.2	63.5	60.0	79.2	61.4	68.3	55.0	60.8
2. 1 time	9.8	6.3	13.0	9.3	5.4	10.2	9.9	8.9	10.8	10.7	6.5	13.8	9.8	8.7	9.5	3.9
3. 2 times	7.5	5.7	9.3	6.9	8.1	7.6	3.4	8.7	10.7	9.7	3.8	4.7	12.5	7.0	5.7	3.3
4. 3-5 times	9.7	10.8	8.4	11.0	6.4	11.7	6.3	11.4	8.9	9.2	10.3	0.3	9.6	12.2	11.6	9.8
5. 6-9 times	3.6	3.6	3.9	3.9	-	2.6	7.4	1.9	2.5	2.0	6.9	-	1.4	0.5	7.4	3.2
6. 10 or more	7.9	5.0	10.1	8.2	9.0	8.5	6.0	10.0	5.9	4.9	12.4	2.0	5.3	3.2	10.8	19.0
<i>Item 29970 Subject A03b</i>	<i>N†</i> 617	290	306	468	31	122	164	218	113	404	172	58	169	89	247	36
B03B: . . . on your own from vending machines?																
1. None	93.2	90.8	96.5	93.9	78.8	93.1	94.8	92.4	92.6	94.7	90.3	96.6	97.5	95.9	90.8	86.7
2. 1 time	3.1	3.6	2.5	2.6	12.2	2.3	2.3	3.9	3.3	2.8	4.1	2.1	1.1	0.2	3.1	10.4
3. 2 times	1.5	2.2	0.4	2.0	-	3.3	1.5	1.3	-	1.3	2.4	1.3	0.4	3.9	1.7	-
4. 3-5 times	0.6	0.6	0.2	0.4	-	0.6	0.4	0.9	0.4	0.3	0.7	-	0.9	-	0.9	-
5. 6-9 times	0.2	-	0.4	-	-	-	-	-	1.2	-	-	-	-	-	0.5	-
6. 10 or more	1.4	2.8	-	1.1	9.0	0.8	1.0	1.6	2.5	0.9	2.6	-	-	-	2.9	2.8
<i>Item 29980 Subject A03b</i>	<i>N†</i> 615	289	306	468	31	122	162	218	113	402	172	58	169	89	245	36
B03C: . . . through the mail?																
1. None	97.6	97.0	98.3	97.8	93.0	99.4	97.7	96.3	98.0	98.5	96.2	98.7	96.2	100.0	98.5	89.2
2. 1 time	1.1	1.5	0.5	1.3	-	-	1.4	2.0	-	0.4	2.5	-	3.5	-	0.3	-
3. 2 times	0.5	0.7	0.4	0.5	2.2	0.6	0.9	0.2	0.5	0.3	1.1	1.3	0.3	-	0.2	3.9
4. 3-5 times	0.2	-	0.4	-	-	-	-	-	1.2	-	-	-	-	-	0.5	-
5. 6-9 times	0.2	0.5	-	-	4.8	-	-	0.7	-	0.4	-	-	-	-	-	4.1
6. 10 or more	0.3	0.3	0.4	0.4	-	-	-	0.8	0.3	0.4	0.2	-	-	-	0.5	2.8
<i>Item 29990 Subject A03b</i>	<i>N†</i> 616	289	305	468	31	122	164	217	113	402	172	58	169	89	246	36
B03D: . . . in a store where you pick up the pack (or carton) and bring it to the check-out counter?																
1. None	71.1	67.7	76.8	73.4	59.6	73.2	70.2	70.0	72.1	73.8	68.7	81.4	73.3	73.2	68.7	69.3
2. 1 time	8.8	8.4	9.3	9.2	9.0	9.2	8.2	8.0	10.8	9.8	8.1	9.4	8.4	7.2	9.1	6.2
3. 2 times	4.9	5.6	4.5	3.8	13.4	4.8	5.2	4.9	4.5	4.2	5.0	6.1	5.3	2.1	5.0	8.1
4. 3-5 times	5.4	6.6	2.5	5.1	8.9	4.9	4.6	6.8	4.3	4.4	5.1	1.2	7.1	9.0	4.0	1.0
5. 6-9 times	2.0	2.4	1.8	2.7	-	1.7	2.7	0.7	3.9	1.5	3.8	-	1.6	2.0	2.6	4.3
6. 10 or more	7.8	9.3	5.1	5.9	9.0	6.2	9.1	9.5	4.4	6.2	9.2	1.9	4.3	6.5	10.5	11.0
<i>Item 30000 Subject A03b</i>	<i>N†</i> 616	290	305	467	31	122	163	218	113	403	172	58	169	90	244	36
B03E: . . . in a store where the clerk has to hand you the pack or carton?																
1. None	35.2	32.4	39.1	33.8	40.7	40.0	35.5	32.2	35.4	38.2	32.0	56.4	36.9	37.1	30.5	23.3
2. 1 time	12.6	9.0	15.9	12.8	18.0	8.1	10.1	13.9	18.2	13.3	9.9	17.7	13.2	9.2	11.2	9.7
3. 2 times	11.4	11.9	11.2	11.3	10.9	9.9	16.3	8.7	10.9	11.3	12.4	10.1	12.6	14.8	11.3	1.8
4. 3-5 times	12.3	13.1	11.0	11.7	21.4	13.2	11.6	13.5	9.9	11.5	12.8	5.1	16.4	17.6	10.3	7.1
5. 6-9 times	9.5	9.5	9.3	11.1	-	12.3	8.3	8.5	10.1	9.9	9.2	2.8	7.5	8.5	12.6	15.3
6. 10 or more	19.1	24.2	13.4	19.3	9.0	16.4	18.3	23.2	15.5	15.7	23.8	7.9	13.5	12.9	24.1	42.8
<i>Item 30010 Subject A03b</i>	<i>N†</i> 618	289	307	469	31	122	164	218	114	405	171	57	169	89	249	36

QUESTIONNAIRE FORM 6 2003	TOTAL	SEX		RACE		REGION				COLLEGE PLANS?		ILLICIT DRUG USE: LIFETIME					
		M	F	White	Black	NE	NC	S	W	Yes	No	None	Mari- juana Only	Few Pills	More Pills	Any Her- oin	
<i>N (Weighted No. of Cases):</i>	2565	1184	1257	1662	307	545	622	878	520	1919	490	1193	555	240	438	53	
<i>% of Weighted Total:</i>	100.0	46.1	49.0	64.8	12.0	21.3	24.3	34.2	20.3	74.8	19.1	46.5	21.6	9.4	17.1	2.1	
B03F: . . . bought them in some other way?																	
1. None	83.2	82.4	84.8	85.5	61.8	87.5	83.6	79.9	84.3	87.2	78.9	86.3	86.0	84.7	83.5	72.5	
2. 1 time	5.6	4.7	6.1	5.4	7.6	4.4	4.3	7.4	5.5	4.9	5.0	7.2	3.7	7.0	5.2	7.6	
3. 2 times	4.2	5.8	2.6	3.6	5.2	2.3	4.3	4.1	6.2	2.6	7.6	5.4	5.1	2.3	3.1	3.3	
4. 3-5 times	1.7	2.4	0.7	1.2	4.4	1.7	1.5	2.3	0.8	1.2	1.5	1.1	0.6	-	3.0	2.3	
5. 6-9 times	2.1	2.8	1.5	1.7	4.8	0.8	2.1	2.9	1.7	1.2	2.9	-	2.2	1.4	1.9	6.8	
6. 10 or more	3.2	1.9	4.3	2.6	16.2	3.3	4.2	3.3	1.4	3.0	4.1	-	2.4	4.7	3.2	7.4	
<i>Item 31330 Subject A03b</i>	<i>N†</i>	615	289	305	466	31	121	163	218	113	403	171	58	168	89	247	35
B04: During the last 30 days, about how many times (if any) did YOU buy cigarettes for your own use . . .																	
B04A: . . . at a big supermarket?																	
1. None	74.7	71.8	79.3	75.5	72.7	75.4	81.5	72.9	67.7	79.3	68.0	89.6	80.7	79.4	69.8	56.6	
2. 1 time	9.7	12.6	7.2	10.3	13.6	12.4	9.1	6.8	13.4	7.9	14.1	2.8	8.0	4.1	13.6	12.6	
3. 2 times	6.6	6.0	6.6	6.8	4.8	6.0	3.0	8.4	8.9	7.3	4.5	4.0	5.9	12.6	4.4	14.1	
4. 3-5 times	5.3	5.0	5.7	5.5	-	3.8	2.7	6.4	8.5	2.9	9.5	2.4	4.1	3.2	7.5	8.3	
5. 6-9 times	1.3	2.1	-	1.3	-	1.2	2.3	1.3	-	0.4	2.6	1.3	0.3	0.8	1.9	-	
6. 10 or more	2.3	2.5	1.2	0.6	9.0	1.2	1.3	4.1	1.6	2.2	1.3	-	1.0	-	2.8	8.4	
<i>Item 30020 Subject A03b</i>	<i>N†</i>	620	293	305	469	31	122	164	221	113	405	173	58	169	90	246	37
B04B: . . . at a small grocery store?																	
1. None	66.4	60.3	74.2	67.4	57.9	65.3	73.2	65.1	60.1	74.1	52.1	82.0	75.7	72.7	60.0	34.7	
2. 1 time	11.0	13.7	8.8	11.5	19.6	10.0	12.2	8.8	14.3	9.2	15.7	8.2	8.0	13.1	11.1	24.2	
3. 2 times	6.2	9.0	3.5	6.2	4.7	12.8	3.2	4.6	6.7	6.2	6.8	6.1	5.5	5.9	6.2	10.7	
4. 3-5 times	8.2	8.2	6.7	8.7	3.7	4.2	3.4	11.7	12.7	5.1	12.8	-	6.6	6.5	10.2	14.5	
5. 6-9 times	3.9	4.9	3.1	3.2	5.2	3.9	2.8	4.4	4.5	2.9	7.1	3.7	2.3	-	6.7	4.3	
6. 10 or more	4.4	3.9	3.7	3.0	9.0	3.8	5.2	5.4	1.6	2.5	5.6	-	1.9	1.8	5.8	11.6	
<i>Item 30030 Subject A03b</i>	<i>N†</i>	618	293	304	469	31	122	164	221	112	405	173	58	169	90	245	37
B04C: . . . at a drugstore?																	
1. None	83.9	82.7	86.0	85.5	83.4	73.4	87.4	88.9	80.6	84.7	84.1	92.5	91.8	92.5	78.0	71.5	
2. 1 time	5.6	6.9	4.1	5.3	2.2	12.2	4.2	3.1	5.3	6.6	3.6	6.2	1.8	3.0	7.1	11.8	
3. 2 times	3.2	2.8	3.5	3.4	-	6.5	2.1	1.0	5.3	2.8	3.1	-	2.6	1.6	3.7	2.3	
4. 3-5 times	3.5	3.9	3.3	3.3	4.8	3.7	3.0	3.0	5.0	3.0	4.4	-	2.1	0.8	6.3	5.1	
5. 6-9 times	0.7	0.5	0.7	0.6	-	1.3	0.8	0.7	-	0.2	1.7	1.3	0.5	0.7	0.3	3.9	
6. 10 or more	3.1	3.1	2.3	2.0	9.7	2.8	2.5	3.4	3.8	2.7	3.2	-	1.2	1.4	4.6	5.4	
<i>Item 30040 Subject A03b</i>	<i>N†</i>	620	293	305	469	31	122	164	221	113	405	173	58	169	90	246	37
B04D: . . . at a convenience store (like a Hop-In or 7-11) or a gas station?																	
1. None	29.6	27.5	32.3	28.0	25.8	24.8	30.9	27.5	36.9	31.5	25.0	50.0	30.1	33.6	24.7	21.5	
2. 1 time	18.0	15.6	20.2	17.2	31.8	23.3	12.3	17.5	21.5	20.4	15.0	35.1	19.5	20.3	12.3	10.7	
3. 2 times	10.7	9.8	11.8	11.7	9.2	16.0	12.7	7.5	8.3	12.6	7.2	3.2	15.3	10.9	10.6	2.5	
4. 3-5 times	14.7	15.2	14.9	15.5	20.1	12.6	16.4	15.8	12.2	13.8	18.3	9.3	16.7	14.1	16.5	7.4	
5. 6-9 times	9.2	9.4	8.1	10.2	-	8.5	6.5	12.3	8.0	8.4	10.5	1.3	5.2	11.3	11.4	20.4	
6. 10 or more	17.9	22.5	12.7	17.4	13.2	14.9	21.1	19.5	13.2	13.3	23.9	1.1	13.3	9.8	24.5	37.5	
<i>Item 30050 Subject A03b</i>	<i>N†</i>	621	293	306	470	30	122	164	222	113	405	174	58	169	90	248	37
B04E: . . . from a Web site?																	
1. None	97.3	96.1	99.4	98.8	85.5	98.6	98.1	96.0	97.1	98.2	97.5	98.7	99.1	100.0	96.9	86.5	
2. 1 time	0.4	0.8	-	0.4	-	-	1.0	-	0.9	-	1.0	-	0.4	-	0.7	1.0	
3. 2 times	0.9	1.0	0.6	0.4	-	1.2	0.4	0.6	2.0	0.6	0.8	-	0.2	-	1.3	6.3	
4. 3-5 times	-	-	-	-	-	-	-	-	-	-	-	-	-	-	-	-	
5. 6-9 times	0.5	0.9	-	0.3	5.5	0.2	0.5	0.9	-	0.4	0.7	1.3	0.3	-	-	4.6	
6. 10 or more	0.9	1.2	-	0.1	9.0	-	-	2.4	-	0.8	-	-	-	-	1.1	1.7	
<i>Item 31340 Subject A03b</i>	<i>N†</i>	618	292	305	468	31	122	163	221	113	404	173	58	168	90	246	37

†=excludes respondents for whom question was inappropriate.

DESCRIPTIVE RESULTS: 2003

235

QUESTIONNAIRE FORM 6 2003	TOTAL	SEX		RACE		REGION				COLLEGE PLANS?		ILLCIT DRUG USE: LIFETIME					
		M	F	White	Black	NE	NC	S	W	Yes	No	None	Mari- juana Only	Few Pills	More Pills	Any Her- oin	
<i>N (Weighted No. of Cases):</i>	2565	1184	1257	1662	307	545	622	878	520	1919	490	1193	555	240	438	53	
<i>% of Weighted Total:</i>	100.0	46.1	49.0	64.8	12.0	21.3	24.3	34.2	20.3	74.8	19.1	46.5	21.6	9.4	17.1	2.1	
B05: What brand of cigarettes do you usually smoke? (Brands are in alphabetical order. Mark only one)																	
01. Basic	0.4	-	0.8	0.2	-	-	-	1.1	-	0.6	-	-	0.6	1.7	-	-	
02. Benson & Hedges	0.1	0.3	-	0.2	-	-	-	-	0.7	0.2	-	-	-	-	0.3	-	
03. Black & Whites	0.3	0.2	0.3	0.2	-	1.1	-	-	0.6	*	0.9	0.5	0.4	-	0.4	-	
04. Cambridge	-	-	-	-	-	-	-	-	-	-	-	-	-	-	-	-	
05. Camel	17.3	19.2	14.3	20.0	-	13.3	22.1	12.9	23.1	16.1	19.5	10.3	18.1	20.1	18.1	13.1	
06. Capri	0.1	-	0.2	0.1	-	-	0.3	-	0.1	0.2	-	0.8	-	0.2	-	-	
07. Carlton	-	-	-	-	-	-	-	-	-	-	-	-	-	-	-	-	
08. Doral	0.5	1.1	-	0.7	-	-	-	1.4	-	-	1.8	-	1.8	-	-	-	
09. GPC	0.2	0.4	-	0.2	-	-	0.6	-	-	-	0.6	-	-	-	0.4	-	
10. Kent	0.2	-	0.3	0.2	-	0.9	-	-	-	0.3	-	-	-	-	0.4	-	
11. Kool	0.3	0.4	-	0.3	-	-	0.9	-	0.5	-	1.2	1.1	0.5	-	0.3	-	
12. Marlboro	49.7	44.8	55.7	49.4	8.4	45.9	45.9	57.4	44.2	53.2	42.2	40.3	49.2	52.0	52.6	46.9	
13. Merit	-	-	-	-	-	-	-	-	-	-	-	-	-	-	-	-	
14. Misty	-	-	-	-	-	-	-	-	-	-	-	-	-	-	-	-	
15. Monarch	-	-	-	-	-	-	-	-	-	-	-	-	-	-	-	-	
16. More	-	-	-	-	-	-	-	-	-	-	-	-	-	-	-	-	
17. Newport	15.3	13.7	16.9	11.1	72.6	20.3	11.9	18.5	8.8	13.0	19.0	23.1	16.1	9.4	15.6	10.1	
18. Pall Mall	0.1	0.2	-	-	-	0.6	-	-	-	-	0.4	-	-	-	-	1.9	
19. Parliament	4.9	6.7	2.9	5.9	-	4.8	9.0	1.7	5.2	4.7	4.7	2.7	2.5	3.7	5.2	19.7	
20. Salem	0.1	-	0.2	0.2	-	-	0.5	-	-	0.2	-	-	-	0.8	-	-	
21. Vantage	-	-	-	-	-	-	-	-	-	-	-	-	-	-	-	-	
22. Viginia Slims	0.2	-	0.4	0.2	-	-	-	0.5	-	0.3	-	-	0.7	-	-	-	
23. Winston	0.1	-	-	-	-	-	-	-	0.3	-	-	-	-	-	-	-	
24. Other	2.5	3.4	1.9	3.0	2.7	2.3	2.6	1.6	4.5	2.6	2.3	-	3.8	5.5	1.5	1.9	
25. No usual brand	7.7	9.5	6.2	8.1	16.3	10.8	6.3	4.9	12.1	8.6	7.4	21.1	6.4	6.7	5.1	6.4	
<i>Item 30065 Subject A01i</i>	<i>N†</i>	580	273	289	446	25	114	154	206	106	381	162	53	160	83	233	35
B06: The last time that you tried to buy cigarettes in a store or gas station, were you asked for proof of age?																	
1. I never tried to buy cigarettes at a store or gas station	42.6	35.0	48.4	38.1	60.1	41.9	41.9	41.5	46.4	44.0	38.8	60.6	48.9	33.9	30.8	8.0	
2. No, they didn't ask me and they sold me the cigarettes	19.5	23.0	16.3	21.3	20.8	23.6	18.7	19.7	16.1	19.2	20.3	16.4	16.6	14.7	24.6	37.8	
3. No, they didn't ask but they didn't sell me the cigarettes	0.5	0.8	0.2	0.5	-	0.8	0.7	0.4	0.1	0.2	1.4	1.0	0.1	0.8	0.5	0.8	
4. Yes, I was asked for proof of age—GO TO Q.B06A	37.4	41.1	35.1	40.1	19.1	33.7	38.8	38.4	37.4	36.6	39.5	22.0	34.4	50.6	44.1	53.4	
<i>Item 30070 Subject A03b</i>	<i>N†</i>	1278	598	625	894	112	255	321	451	251	912	298	273	391	174	366	45
B06A: If yes, what happened?																	
1. I showed some ID and got the cigarettes	90.4	88.1	92.6	93.1	92.9	86.3	90.7	90.6	93.2	91.3	90.4	91.7	92.4	89.4	89.7	84.3	
2. I showed some ID but they refused to sell me the cigarettes	2.4	3.7	1.1	1.0	-	1.4	1.9	3.9	1.0	1.4	2.4	1.6	1.6	1.1	3.5	2.6	
3. I didn't show ID and they sold them to me anyway	3.2	3.4	2.9	3.2	4.1	6.2	3.6	2.6	0.9	2.6	4.2	5.1	2.3	1.5	3.6	7.8	
4. I didn't show ID and they didn't sell me any cigarettes	4.1	4.8	3.5	2.7	3.0	6.1	3.7	2.9	5.0	4.6	2.9	1.6	3.8	8.0	3.2	5.2	
<i>Item 30080 Subject A03b</i>	<i>N†</i>	485	250	221	359	22	87	126	177	95	333	119	62	135	88	166	24
B07: Have you ever gone to a store and bought just one or a few cigarettes (fewer than the usual pack of 20)?																	
1. No, never	89.7	87.6	91.6	92.0	76.2	91.0	93.5	88.1	86.4	90.1	89.9	92.7	90.2	88.1	87.7	90.7	
2. Yes, in the past 12 months	8.2	10.0	6.6	6.1	18.5	6.7	6.0	8.4	12.2	8.1	7.7	5.8	7.2	8.0	11.0	6.0	
3. Yes, but not in the past 12 months	2.1	2.4	1.8	1.9	5.3	2.3	0.6	3.5	1.4	1.8	2.4	1.5	2.6	3.8	1.3	3.2	
<i>Item 30090 Subject A01i, A03b</i>	<i>N†</i>	1297	613	627	904	114	255	331	458	252	917	307	278	399	175	371	45
B08: Have you ever tried to stop smoking and found that you could not?																	
1. Yes	15.6	16.2	15.6	16.5	12.9	15.0	14.9	17.5	13.8	12.5	23.8	4.0	12.8	12.5	25.5	41.7	
2. No	84.4	83.8	84.4	83.5	87.1	85.0	85.1	82.5	86.2	87.5	76.2	96.0	87.2	87.5	74.5	58.3	
<i>Item 01690 Subject A01i</i>	<i>N†</i>	1277	608	621	898	111	247	330	453	247	908	304	273	392	174	371	45

*=less than .05 percent. 0

QUESTIONNAIRE FORM 6 2003	TOTAL	SEX		RACE		REGION				COLLEGE PLANS?		ILLCIT DRUG USE: LIFETIME				
		M	F	White	Black	NE	NC	S	W	Yes	No	None	Mari- juana Only	Few Pills	More Pills	Any Her- oin
<i>N (Weighted No. of Cases):</i>	2565	1184	1257	1662	307	545	622	878	520	1919	490	1193	555	240	438	53
<i>% of Weighted Total:</i>	100.0	46.1	49.0	64.8	12.0	21.3	24.3	34.2	20.3	74.8	19.1	46.5	21.6	9.4	17.1	2.1
B09: How many times, if any, have you tried to stop smoking?																
1. None	63.1	63.0	62.8	61.3	77.3	67.8	61.1	60.7	65.3	65.9	57.6	82.6	70.4	60.6	46.2	31.3
2. Once	17.3	18.7	16.9	18.5	9.0	16.8	18.3	17.1	17.1	17.0	17.3	12.4	13.0	20.4	23.8	16.8
3. Twice	9.2	9.1	9.5	10.3	6.7	8.1	8.9	11.6	6.0	9.0	9.9	2.3	9.0	9.9	11.9	30.1
4. 3 to 5 times	8.0	6.6	8.6	7.9	3.5	5.7	9.9	8.3	7.5	6.1	12.0	2.1	6.7	6.7	13.6	15.7
5. 6 to 9 times	1.0	1.0	1.0	1.2	-	1.0	0.6	0.9	1.7	0.7	1.6	-	0.7	1.9	1.5	2.9
6. 10 or more times	1.4	1.6	1.2	0.9	3.5	0.6	1.2	1.3	2.4	1.3	1.5	0.6	0.3	0.5	3.0	3.2
<i>Item 01691 Subject A01i</i>	<i>N†</i> 1255	592	611	883	106	251	318	446	241	895	294	267	378	169	369	45
B10: Do you want to stop smoking now?																
1. Yes	16.5	15.6	17.0	15.8	15.0	14.7	15.3	18.0	17.0	15.5	17.5	7.4	13.9	20.1	23.9	16.3
2. No	21.4	23.2	19.2	23.8	6.3	22.5	21.7	19.9	22.9	17.4	29.9	8.3	17.2	18.7	31.4	57.0
8. Don't smoke now	62.1	61.2	63.8	60.4	78.7	62.8	62.9	62.1	60.1	67.1	52.6	84.4	68.9	61.2	44.7	26.7
<i>Item 01700 Subject A01i</i>	<i>N†</i> 1284	609	621	900	112	251	329	457	246	908	309	272	396	171	371	45
B11: Do you (or did you) worry that quitting smoking would make you gain weight?																
1. No, not at all	84.8	92.7	77.2	82.9	92.7	88.0	81.4	83.3	88.8	85.5	83.2	94.5	87.3	82.6	77.5	72.4
2. Yes, a little	8.0	4.9	11.6	9.7	2.0	8.2	9.9	8.3	5.0	7.8	8.9	3.0	6.8	10.3	10.3	19.2
3. Yes, some	3.7	1.2	5.9	4.2	1.5	1.7	4.8	4.9	2.2	3.3	4.7	0.9	3.1	3.5	6.4	5.5
4. Yes, a lot	3.5	1.2	5.3	3.2	3.7	2.2	3.9	3.5	4.1	3.4	3.1	1.6	2.7	3.6	5.8	3.0
<i>Item 30100 Subject A06c</i>	<i>N†</i> 1259	602	612	892	106	245	324	448	242	894	304	266	388	171	370	44
B12: Some people start to smoke because they think it will help them lose weight. Was losing weight one of the reasons you started to smoke?																
1. No, not at all	94.7	97.9	91.8	95.2	94.2	97.1	93.7	93.9	95.0	94.1	96.4	95.9	95.8	95.6	92.4	94.9
2. Yes, a little	3.2	0.6	5.9	3.3	1.9	2.7	3.7	3.9	2.1	3.9	1.7	2.3	3.0	2.9	4.6	2.9
3. Yes, some	0.9	0.5	1.2	0.9	0.9	0.2	1.3	1.0	1.1	1.1	-	1.2	0.5	0.2	1.0	2.2
4. Yes, a lot	1.1	1.0	1.1	0.7	3.0	-	1.3	1.2	1.9	1.0	1.9	0.6	0.7	1.2	2.0	-
<i>Item 30110 Subject A06a</i>	<i>N†</i> 1255	597	615	887	107	242	324	449	240	889	304	266	388	171	367	43
B13: If you have never smoked, do you think you will try smoking cigarettes sometime this year?																
1. I have already tried cigarettes	37.2	35.3	38.7	41.8	19.0	34.4	40.3	36.1	38.1	34.1	48.9	14.8	50.5	54.7	68.9	72.3
2. I definitely will	0.7	1.3	0.1	0.7	0.3	0.2	0.7	1.3	0.3	0.3	1.3	0.3	0.9	0.4	0.7	9.1
3. I probably will	2.8	3.0	2.5	2.4	3.2	2.8	1.9	3.5	2.5	2.6	2.6	1.3	3.3	5.0	4.5	3.9
4. I probably will not	11.9	12.7	11.4	10.8	15.9	14.8	12.9	11.4	8.5	12.3	10.2	12.3	14.5	7.6	9.2	6.3
5. I definitely will not	47.5	47.7	47.3	44.2	61.6	47.7	44.1	47.8	50.6	50.7	37.1	71.3	30.8	32.2	16.7	8.4
<i>Item 30120 Subject A04b</i>	<i>N</i> 2413	1131	1197	1580	297	505	590	821	497	1847	463	1162	536	223	406	50
B14: Do you think you will be smoking cigarettes five years from now?																
1. I definitely will	1.6	2.2	0.9	1.8	1.0	1.0	2.2	1.8	1.2	0.9	3.9	0.5	0.8	2.8	3.5	13.3
2. I probably will	9.4	9.6	9.2	10.0	3.9	8.2	11.7	9.2	8.1	7.2	16.0	2.6	11.0	10.9	21.2	39.5
3. I probably will not	24.1	22.5	25.5	24.0	22.7	28.8	21.7	23.9	22.4	23.3	27.0	16.9	30.6	28.3	34.2	11.4
4. I definitely will not	64.9	65.7	64.4	64.3	72.4	62.0	64.4	65.1	68.3	68.6	53.1	79.9	57.6	58.0	41.0	35.8
<i>Item 01710 Subject A04a</i>	<i>N</i> 2490	1156	1244	1635	301	523	611	847	509	1897	484	1183	552	237	432	52
B15: How much do you agree or disagree with the following statements?																
B15A: I will never get addicted to cigarettes																
1. Disagree	26.4	26.4	26.5	27.2	21.4	28.1	22.1	26.0	30.4	24.2	31.6	24.0	23.1	26.6	34.6	46.3
2. Mostly disagree	8.2	7.7	8.8	8.5	3.9	7.7	8.3	8.6	8.0	8.7	7.0	5.6	10.0	12.8	10.2	11.2
3. Neither	9.2	8.9	9.5	9.2	4.9	9.2	9.4	9.3	8.9	8.3	12.5	6.9	9.6	10.9	14.4	8.5
4. Mostly agree	9.1	9.1	9.3	9.0	9.1	9.7	10.2	8.6	7.8	9.6	8.0	7.1	9.7	12.5	10.9	10.0
5. Agree	47.1	47.9	45.9	46.1	60.7	45.4	50.0	47.5	44.9	49.2	40.8	56.4	47.6	37.2	29.9	24.0
<i>Item 30130 Subject A04a</i>	<i>N</i> 2494	1159	1247	1641	304	525	610	849	510	1905	483	1183	552	239	435	51

†=excludes respondents for whom question was inappropriate.

DESCRIPTIVE RESULTS: 2003

237

QUESTIONNAIRE FORM 6 2003	TOTAL	SEX		RACE		REGION				COLLEGE PLANS?		ILLICIT DRUG USE: LIFETIME				
		M	F	White	Black	NE	NC	S	W	Yes	No	None	Mari- juana Only	Few Pills	More Pills	Any Her- oin
<i>N (Weighted No. of Cases):</i> <i>% of Weighted Total:</i>	2565 100.0	1184 46.1	1257 49.0	1662 64.8	307 12.0	545 21.3	622 24.3	878 34.2	520 20.3	1919 74.8	490 19.1	1193 46.5	555 21.6	240 9.4	438 17.1	53 2.1
B15B: I could smoke a pack a day for a year or more and still be able to quit if I wanted to																
1. Disagree	54.9	51.5	58.2	53.7	57.9	56.8	52.0	55.0	56.3	56.1	49.9	57.6	50.9	52.6	56.9	38.8
2. Mostly disagree	15.4	16.8	14.8	16.0	12.9	16.8	16.0	13.4	16.7	16.6	12.1	15.7	18.2	16.9	11.0	8.6
3. Neither	12.9	12.8	12.7	14.7	8.0	11.3	15.8	11.6	13.3	12.6	14.2	12.8	10.7	13.4	15.2	12.7
4. Mostly agree	5.2	5.5	4.9	5.6	5.0	6.0	5.4	5.2	3.9	4.8	6.0	4.2	5.8	4.1	7.7	7.7
5. Agree	11.6	13.4	9.4	10.0	16.3	9.1	10.8	14.8	9.8	9.7	17.8	9.6	14.3	13.0	9.2	32.2
<i>Item 30140 Subject A04a</i>	<i>N</i> 2486	1156	1244	1638	304	523	611	843	508	1904	479	1179	551	239	434	51
B15C: At my age, smoking is not too dangerous because you can always quit later																
1. Disagree	72.2	68.4	75.6	70.6	79.4	75.7	71.4	70.9	71.4	73.0	69.2	79.4	67.4	63.8	65.2	58.4
2. Mostly disagree	13.7	14.6	13.6	15.2	10.0	14.1	13.7	14.3	12.3	15.0	10.7	11.6	15.1	18.8	15.1	10.8
3. Neither	8.0	8.9	6.6	9.1	3.7	6.4	8.2	7.5	9.9	7.3	9.1	5.3	8.8	13.2	10.8	11.9
4. Mostly agree	2.5	3.5	1.7	2.3	2.4	1.5	2.9	2.6	2.9	2.1	4.1	1.1	3.1	2.8	5.6	2.9
5. Agree	3.7	4.6	2.5	2.9	4.5	2.2	3.8	4.6	3.5	2.7	6.9	2.6	5.6	1.4	3.4	16.1
<i>Item 30150 Subject A04a</i>	<i>N</i> 2491	1159	1246	1641	304	524	611	846	509	1904	482	1181	552	239	435	52
B16: Some tobacco companies make clothing, hats, bags, or other things with their brand on it. Do you have a piece of clothing, or other thing that has a tobacco brand name or logo on it?																
1. No	85.5	83.7	87.0	83.7	91.8	86.7	84.9	83.5	88.5	88.0	76.2	90.4	86.1	85.7	75.4	55.1
2. Yes—GO TO Q.B16A	14.5	16.3	13.0	16.3	8.2	13.3	15.1	16.5	11.5	12.0	23.8	9.6	13.9	14.3	24.6	44.9
<i>Item 30160 Subject A18b</i>	<i>N</i> 2485	1152	1248	1642	295	522	611	843	509	1908	476	1187	550	239	432	49
B16A: What brand name is on it (or on them)? (Mark all that apply.)																
A. Camel	33.8	32.8	34.6	35.0	25.9	28.0	42.8	23.8	50.5	36.3	29.8	26.4	26.6	51.6	44.1	25.6
B. Kool	8.1	6.1	10.8	7.4	11.7	14.2	8.9	6.9	2.4	8.9	7.8	10.2	8.3	4.2	5.7	8.8
C. Marlboro	72.6	71.6	75.1	78.4	31.7	70.2	78.7	70.7	70.4	71.5	79.6	64.7	73.7	67.1	80.8	77.0
D. Newport	12.7	10.3	15.0	10.3	30.3	14.1	11.3	15.7	5.9	12.7	11.7	12.1	11.6	4.6	16.3	18.1
E. Virginia Slims	0.9	0.4	1.5	1.2	-	-	2.2	0.7	0.3	1.4	-	1.4	0.2	1.8	-	3.2
F. Other	18.8	21.0	16.3	17.7	27.8	21.9	20.8	17.9	14.1	14.1	28.4	27.0	16.4	12.9	13.6	23.8
<i>Item 30170-30220 Subject A18b</i>	<i>N†</i> 367	194	162	270	27	68	94	145	59	229	118	115	78	35	107	25
B17: Have you ever saved coupons from cigarettes (whether or not you bought them yourself)?																
1. No	91.6	91.4	91.7	89.4	95.6	94.2	90.4	89.4	94.1	94.2	82.7	96.9	92.7	89.8	79.8	59.9
2. Yes—GO TO Q.B17A	8.4	8.6	8.3	10.6	4.4	5.8	9.6	10.6	5.9	5.8	17.3	3.1	7.3	10.2	20.2	40.1
<i>Item 30230 Subject A18c</i>	<i>N</i> 2487	1155	1248	1642	298	522	609	845	511	1905	480	1185	549	239	432	52
B17A: Are you currently saving coupons from cigarettes?																
1. No	60.4	53.1	66.3	59.4	54.7	62.1	58.7	61.9	57.3	59.8	56.2	70.2	55.8	50.0	62.7	54.9
2. Yes	39.6	46.9	33.7	40.6	45.3	37.9	41.3	38.1	42.7	40.2	43.8	29.8	44.2	50.0	37.3	45.1
<i>Item 30240 Subject A18c</i>	<i>N†</i> 209	100	104	174	15	30	59	91	29	111	84	38	41	24	85	21
B18: Has anyone from a tobacco company ever given you, or mailed you, a free sample of their cigarettes?																
1. No, never	97.0	95.9	98.0	97.0	95.6	96.6	96.2	96.5	99.2	97.5	95.0	98.6	96.5	96.3	95.1	82.9
2. Yes, in the past 12 months	2.4	3.4	1.4	2.4	3.3	2.5	2.7	3.0	0.8	1.9	3.9	1.1	2.7	3.7	3.7	11.9
3. Yes, but not in the past 12 months	0.6	0.7	0.6	0.6	1.0	0.9	1.1	0.5	-	0.5	1.1	0.3	0.7	-	1.2	5.2
<i>Item 30250 Subject A18d</i>	<i>N</i> 2495	1161	1249	1646	301	521	613	850	511	1910	482	1189	552	239	433	52

QUESTIONNAIRE FORM 6 2003	TOTAL	SEX		RACE		REGION				COLLEGE PLANS?		ILLICIT DRUG USE: LIFETIME				
		M	F	White	Black	NE	NC	S	W	Yes	No	None	Mari- juana Only	Few Pills	More Pills	Any Her- oin
<i>N (Weighted No. of Cases):</i>	2565	1184	1257	1662	307	545	622	878	520	1919	490	1193	555	240	438	53
<i>% of Weighted Total:</i>	100.0	46.1	49.0	64.8	12.0	21.3	24.3	34.2	20.3	74.8	19.1	46.5	21.6	9.4	17.1	2.1
B19: Have you ever taken or used smokeless tobacco (snuff, plug, dipping tobacco, chewing tobacco)?																
1. Never—GO TO Q.B21	83.0	70.6	94.4	78.6	95.1	85.5	79.9	82.9	84.0	85.8	72.8	93.8	77.5	80.3	63.4	59.9
2. Once or twice	9.4	15.2	4.3	11.7	4.7	7.3	13.6	7.9	9.0	8.9	12.5	3.3	11.6	13.1	20.3	21.1
3. Occasionally but not regularly	4.0	6.8	1.4	5.0	-	3.6	4.3	4.2	3.8	3.1	6.5	1.5	6.4	3.6	8.1	7.2
4. Regularly in the past	1.2	2.6	-	1.6	0.2	1.1	1.3	1.8	0.2	0.7	2.5	0.1	1.7	1.2	2.8	8.9
5. Regularly now	2.4	4.8	-	3.1	-	2.4	0.8	3.2	2.9	1.5	5.6	1.3	2.8	1.8	5.3	2.9
<i>Item 22230 Subject A01a</i>	<i>N</i> 2490	1158	1248	1644	298	518	612	850	509	1902	484	1188	552	239	430	52
B20: How frequently have you taken smokeless tobacco during the past 30 days?																
1. Not at all—incl. (1) in Q.B19	93.3	87.5	99.0	91.7	99.1	93.7	94.3	92.1	94.0	95.2	87.2	97.1	91.0	94.7	85.5	89.4
2. Once or twice	3.1	5.5	0.9	3.7	0.9	2.2	3.5	3.8	2.4	2.2	5.7	1.2	4.6	2.5	6.5	6.0
3. Once or twice per week	0.6	1.1	-	0.6	-	0.7	0.2	0.7	0.8	0.5	0.5	0.3	0.5	0.6	1.4	1.5
4. Three to five times per week	0.8	1.3	0.1	1.1	-	0.8	0.9	0.8	0.7	0.7	1.2	0.2	0.6	0.4	2.6	1.8
5. About once a day	0.6	1.3	-	0.7	-	0.9	0.2	1.1	-	0.4	1.6	0.7	0.6	0.5	0.7	-
6. More than once a day	1.6	3.3	-	2.2	-	1.8	0.9	1.5	2.2	1.0	3.6	0.5	2.6	1.3	3.3	1.4
<i>Item 22240 Subject A01c</i>	<i>N</i> 2490	1158	1248	1644	298	519	612	850	509	1902	484	1188	552	239	430	52
D01: The next questions are about anti-smoking commercials or "spots" that are intended to discourage cigarette smoking. In recent months, about how often have you seen such anti-smoking commercials on TV, or heard them on the radio?																
1. Not at all	6.2	6.9	5.2	5.4	10.3	3.7	5.3	9.1	5.0	4.6	12.3	6.7	5.6	4.9	4.3	16.4
2. Less than once a month	6.2	4.4	7.8	6.0	7.0	6.9	5.6	6.8	5.2	6.2	5.4	6.8	7.7	2.5	5.2	-
3. 1-3 times per month	15.2	14.7	15.1	16.3	11.2	14.4	15.5	16.4	13.5	15.2	15.8	17.2	13.3	15.3	11.8	7.2
4. 1-3 times per week	29.4	28.4	30.9	31.7	18.8	33.2	28.5	25.8	32.9	30.9	22.8	29.1	27.2	35.9	31.8	20.9
5. Daily or almost daily	31.2	33.1	29.5	30.9	33.4	31.8	33.2	29.0	31.8	31.7	30.2	27.9	34.1	28.6	38.1	33.1
6. More than once a day	11.8	12.4	11.5	9.7	19.4	9.9	11.9	12.8	11.7	11.5	13.5	12.2	12.2	12.8	8.9	22.3
<i>Item 30260 Subject A10b, A18a</i>	<i>N</i> 2388	1106	1222	1606	284	499	591	820	478	1878	468	1147	528	229	414	45
D02: In recent months, about how often have you seen anti-smoking ads on billboards or in magazines and newspapers?																
1. Not at all	12.4	12.2	12.3	11.1	19.5	10.4	11.4	16.0	9.4	11.2	16.0	13.8	13.0	10.5	7.6	9.9
2. Less than once a month	17.7	17.5	18.3	18.3	16.1	17.8	16.6	18.3	17.8	17.3	18.7	17.7	17.4	19.9	18.0	12.8
3. 1-3 times per month	29.3	27.0	31.0	31.3	19.9	27.5	29.0	27.9	33.9	30.8	23.6	31.7	27.4	29.8	26.1	27.1
4. 1-3 times per week	23.7	24.1	23.1	24.5	18.3	25.0	26.5	20.9	23.5	23.7	24.1	22.0	23.3	24.7	28.3	22.1
5. Daily or almost daily	13.2	15.2	11.5	11.8	17.7	14.8	13.0	12.8	12.4	13.3	13.4	11.8	12.9	12.4	16.5	22.5
6. More than once a day	3.8	4.0	3.7	3.0	8.5	4.4	3.5	4.0	3.0	3.7	4.2	3.1	6.0	2.8	3.6	5.6
<i>Item 30270 Subject A10b, A18a</i>	<i>N</i> 2386	1107	1219	1603	285	499	589	820	478	1876	466	1145	527	229	413	45
D03: To what extent do you think such ads on TV, radio, billboards or in magazines and newspapers have . . .																
D03A: . . . made you less favorable toward smoking cigarettes?																
1. Not at all	34.2	39.0	29.4	35.8	31.9	32.4	36.6	34.9	31.7	31.6	43.1	30.2	32.9	37.6	43.9	50.7
2. To a little extent	17.1	16.7	18.2	18.5	7.1	19.0	16.7	17.5	15.3	17.7	14.9	16.4	17.0	17.7	17.7	23.9
3. To some extent	25.1	24.2	26.4	26.4	21.4	26.5	25.2	22.6	27.7	26.5	19.7	25.6	28.0	24.4	21.1	19.4
4. To a great extent	10.4	8.1	12.0	9.0	12.2	9.5	9.2	10.2	13.0	11.0	8.0	10.5	10.6	10.4	10.4	4.8
5. To a very great extent	13.3	12.0	14.1	10.3	27.4	12.6	12.4	14.8	12.3	13.2	14.3	17.3	11.6	9.9	7.0	1.1
<i>Item 30280 Subject A10b, A11a, A18a</i>	<i>N</i> 2376	1104	1210	1600	280	495	589	816	476	1866	465	1141	525	230	407	50
D03B: . . . made you less likely to smoke cigarettes?																
1. Not at all	36.4	42.5	30.4	39.2	32.0	38.2	37.4	35.8	34.2	33.5	47.2	30.4	37.3	41.2	46.7	64.6
2. To a little extent	16.2	14.9	17.6	17.8	5.3	13.9	16.9	16.8	16.6	17.3	12.2	15.5	15.5	18.5	17.6	17.8
3. To some extent	20.6	18.2	23.1	20.9	13.7	23.5	21.0	17.3	22.7	21.5	16.8	21.7	22.8	18.8	16.8	6.5
4. To a great extent	10.2	8.6	11.7	9.1	15.1	10.8	8.2	11.7	9.8	11.1	7.6	11.3	12.0	7.6	7.4	7.0
5. To a very great extent	16.6	15.9	17.1	13.1	33.9	13.7	16.6	18.5	16.6	16.7	16.2	21.2	12.4	13.9	11.5	4.1
<i>Item 30290 Subject A04a, A10b, A18a</i>	<i>N</i> 2371	1100	1211	1597	278	496	590	811	474	1864	462	1138	522	230	409	49

QUESTIONNAIRE FORM 6 2003	TOTAL	SEX		RACE		REGION				COLLEGE PLANS?		ILLICIT DRUG USE: LIFETIME				
		M	F	White	Black	NE	NC	S	W	Yes	No	None	Mari- juana Only	Few Pills	More Pills	Any Her- oin
<i>N (Weighted No. of Cases):</i> <i>% of Weighted Total:</i>	2565 100.0	1184 46.1	1257 49.0	1662 64.8	307 12.0	545 21.3	622 24.3	878 34.2	520 20.3	1919 74.8	490 19.1	1193 46.5	555 21.6	240 9.4	438 17.1	53 2.1
D03C: . . . overstated the dangers or risks of cigarette smoking?																
1. Not at all	41.1	43.2	39.5	43.1	36.0	38.7	40.0	42.0	43.6	40.2	44.9	45.4	40.1	36.9	36.0	24.8
2. To a little extent	15.6	14.2	17.1	17.5	7.8	17.9	15.7	15.2	13.7	16.0	13.5	14.3	15.1	19.5	17.2	15.2
3. To some extent	19.4	19.1	19.6	20.7	13.2	21.4	22.2	16.5	18.7	20.2	16.0	16.7	19.8	26.1	22.0	23.3
4. To a great extent	11.0	10.7	11.4	9.5	12.4	13.1	9.4	10.8	10.9	11.2	10.5	10.0	13.1	8.9	11.3	18.5
5. To a very great extent	12.9	12.8	12.3	9.3	30.6	8.9	12.7	15.5	13.1	12.4	15.1	13.6	11.9	8.6	13.5	18.2
<i>Item 30300 Subject A10b, A18a</i>	<i>N 2365</i>	<i>1097</i>	<i>1207</i>	<i>1598</i>	<i>276</i>	<i>493</i>	<i>589</i>	<i>808</i>	<i>474</i>	<i>1861</i>	<i>458</i>	<i>1132</i>	<i>521</i>	<i>230</i>	<i>409</i>	<i>49</i>
D04: These days, how many people in the following groups would you guess are regular cigarette smokers?																
D04A: Professional athletes																
1. 0% to 10%	42.9	44.4	41.8	44.0	37.2	41.1	44.3	39.7	48.6	43.3	42.0	36.3	47.9	48.0	53.5	37.8
2. 11% to 30%	22.1	23.7	21.0	24.4	15.0	25.2	21.9	21.6	19.7	22.4	20.5	21.9	21.1	24.1	22.6	16.4
3. 31% to 50%	11.6	10.7	12.5	12.0	10.2	12.9	13.0	11.4	9.1	11.9	10.9	13.3	9.0	11.9	10.4	16.7
4. 51% to 70%	6.4	6.1	6.2	6.1	8.1	6.8	6.3	7.3	4.4	5.8	8.5	7.6	6.4	2.9	3.7	8.2
5. 71% to 90%	2.9	1.8	4.0	2.0	5.0	1.6	2.6	4.4	2.0	3.1	1.6	3.1	4.4	1.2	1.7	1.9
6. 91% to 100%	1.4	1.7	1.1	0.8	3.3	0.3	1.9	1.9	1.2	1.2	2.4	1.1	1.6	3.2	0.9	5.2
8. Have no idea	12.7	11.6	13.5	10.6	21.2	12.1	10.1	13.5	15.0	12.4	14.1	16.7	9.6	8.8	7.2	13.9
<i>Item 30310 Subject A17a</i>	<i>N 2356</i>	<i>1096</i>	<i>1199</i>	<i>1582</i>	<i>280</i>	<i>483</i>	<i>586</i>	<i>819</i>	<i>468</i>	<i>1851</i>	<i>460</i>	<i>1121</i>	<i>521</i>	<i>229</i>	<i>410</i>	<i>49</i>
D04B: Rock music performers																
1. 0% to 10%	2.9	3.6	2.2	1.9	7.6	1.1	2.0	4.4	3.3	2.1	5.5	2.9	1.5	3.8	3.7	1.4
2. 11% to 30%	4.5	3.7	5.0	4.4	5.1	4.9	4.7	4.3	4.0	4.8	3.0	5.0	4.7	4.5	2.7	2.8
3. 31% to 50%	13.9	13.1	14.3	14.0	10.4	15.5	12.0	14.2	14.0	13.4	16.4	13.3	13.8	16.0	14.7	5.5
4. 51% to 70%	21.5	22.5	20.6	24.3	17.5	20.7	23.3	19.5	23.6	21.5	20.9	19.5	21.2	27.6	24.4	21.9
5. 71% to 90%	30.8	32.6	30.0	33.2	21.9	30.7	34.0	29.4	29.5	32.4	26.0	28.8	33.3	29.7	33.8	37.5
6. 91% to 100%	17.6	16.1	18.8	14.8	21.9	18.5	17.5	18.8	14.7	17.5	17.3	17.9	18.8	13.5	16.3	28.0
8. Have no idea	8.9	8.4	9.1	7.4	15.6	8.6	6.7	9.4	11.0	8.3	10.8	12.5	6.7	5.0	4.3	2.8
<i>Item 30320 Subject A17a</i>	<i>N 2352</i>	<i>1092</i>	<i>1200</i>	<i>1578</i>	<i>280</i>	<i>482</i>	<i>586</i>	<i>816</i>	<i>468</i>	<i>1852</i>	<i>459</i>	<i>1121</i>	<i>518</i>	<i>230</i>	<i>410</i>	<i>47</i>
D04C: Actors and actresses																
1. 0% to 10%	3.3	4.2	2.5	2.8	5.4	1.4	2.9	3.8	5.0	2.6	5.6	3.8	2.1	3.7	3.3	-
2. 11% to 30%	9.4	10.2	9.0	9.4	13.4	13.4	8.0	7.7	9.9	10.2	6.9	9.2	12.3	9.8	5.9	4.7
3. 31% to 50%	22.5	22.7	21.8	22.8	19.0	21.9	21.4	24.3	21.4	21.8	24.7	22.6	19.0	24.7	23.6	37.4
4. 51% to 70%	28.5	28.9	28.6	30.7	21.9	27.3	30.1	28.2	28.2	29.3	26.7	26.6	28.7	32.4	31.5	32.9
5. 71% to 90%	19.8	19.3	20.4	20.4	11.9	21.4	22.7	17.5	18.5	20.4	17.4	18.1	24.2	17.8	21.6	8.0
6. 91% to 100%	6.1	5.0	7.1	5.6	8.3	6.0	6.1	7.5	4.0	6.1	5.7	6.1	5.4	6.1	7.1	9.2
8. Have no idea	10.4	9.7	10.5	8.3	20.0	8.5	8.7	11.1	13.0	9.7	13.0	13.6	8.4	5.4	7.2	7.8
<i>Item 30330 Subject A17a</i>	<i>N 2352</i>	<i>1094</i>	<i>1199</i>	<i>1579</i>	<i>280</i>	<i>482</i>	<i>586</i>	<i>815</i>	<i>469</i>	<i>1852</i>	<i>459</i>	<i>1123</i>	<i>518</i>	<i>229</i>	<i>410</i>	<i>47</i>
D04D: Students in your school																
1. 0% to 10%	4.3	6.2	2.5	3.2	7.0	2.4	2.1	4.9	8.1	3.9	5.3	4.7	4.7	2.1	4.1	1.4
2. 11% to 30%	15.5	16.2	14.7	15.5	13.9	13.7	10.4	16.0	22.9	17.0	9.2	16.8	15.0	19.3	10.5	11.1
3. 31% to 50%	25.4	27.3	23.8	27.0	18.9	24.8	29.0	22.6	26.1	27.3	18.2	27.0	25.3	24.7	22.4	21.6
4. 51% to 70%	24.6	24.4	25.4	26.5	18.7	26.4	27.4	25.3	18.0	24.3	27.2	23.9	24.0	22.5	29.2	22.0
5. 71% to 90%	17.0	13.7	20.0	17.3	15.8	18.4	21.0	16.2	12.0	16.3	19.8	14.1	18.1	21.5	22.0	14.2
6. 91% to 100%	6.9	5.1	8.5	5.7	16.1	7.4	6.0	9.3	3.6	5.7	11.6	5.0	8.2	6.6	8.5	24.8
8. Have no idea	6.2	7.2	5.0	4.8	9.5	6.8	4.2	5.7	9.2	5.5	8.6	8.4	4.7	3.2	3.4	4.9
<i>Item 30340 Subject A11d, A17a</i>	<i>N 2349</i>	<i>1092</i>	<i>1198</i>	<i>1578</i>	<i>280</i>	<i>482</i>	<i>586</i>	<i>815</i>	<i>466</i>	<i>1849</i>	<i>459</i>	<i>1118</i>	<i>519</i>	<i>230</i>	<i>410</i>	<i>47</i>
D05: How many people in the following groups would you guess use illicit drugs (like marijuana, cocaine, etc.) occasionally or regularly?																
D05A: Professional athletes																
1. 0% to 10%	27.4	25.2	29.2	27.2	25.9	25.4	28.2	26.5	30.1	27.9	24.7	26.4	31.7	30.5	23.0	18.3
2. 11% to 30%	23.3	25.6	21.2	26.2	13.8	25.6	25.3	22.6	19.8	23.1	24.4	22.8	22.3	20.4	28.9	14.8
3. 31% to 50%	15.1	15.6	14.5	15.7	10.8	17.9	13.4	13.8	16.3	15.5	14.5	14.0	15.8	18.3	14.9	16.9
4. 51% to 70%	11.1	11.6	10.9	11.2	13.7	12.9	10.5	10.9	10.4	10.9	11.9	9.5	11.6	10.2	13.9	28.5
5. 71% to 90%	6.5	7.1	6.2	6.2	7.8	5.2	6.7	7.0	6.6	6.6	5.6	5.5	7.4	6.4	8.3	1.4
6. 91% to 100%	3.0	3.4	2.5	2.1	7.7	1.6	3.0	4.7	1.2	2.7	3.6	3.2	3.1	2.5	2.0	8.6
8. Have no idea	13.7	11.4	15.5	11.3	20.3	11.4	12.9	14.4	15.6	13.3	15.3	18.6	8.2	11.7	8.9	11.5
<i>Item 22380 Subject A17a</i>	<i>N 2348</i>	<i>1091</i>	<i>1195</i>	<i>1577</i>	<i>280</i>	<i>482</i>	<i>583</i>	<i>816</i>	<i>467</i>	<i>1846</i>	<i>459</i>	<i>1116</i>	<i>520</i>	<i>230</i>	<i>410</i>	<i>46</i>

QUESTIONNAIRE FORM 6 2003	TOTAL	SEX		RACE		REGION				COLLEGE PLANS?		ILLICIT DRUG USE: LIFETIME				
		M	F	White	Black	NE	NC	S	W	Yes	No	None	Mari- juana Only	Few Pills	More Pills	Any Her- oin
<i>N (Weighted No. of Cases):</i>	2565	1184	1257	1662	307	545	622	878	520	1919	490	1193	555	240	438	53
<i>% of Weighted Total:</i>	100.0	46.1	49.0	64.8	12.0	21.3	24.3	34.2	20.3	74.8	19.1	46.5	21.6	9.4	17.1	2.1
D05B: Rock music performers																
1. 0% to 10%	2.8	2.7	2.4	2.0	6.0	1.8	4.1	3.0	2.0	1.9	5.9	2.9	1.9	3.2	1.7	5.2
2. 11% to 30%	5.5	5.2	5.8	5.6	5.8	5.8	4.9	5.9	5.3	5.5	5.1	6.6	5.0	4.5	4.1	3.5
3. 31% to 50%	12.3	12.2	12.8	13.3	9.0	15.7	11.5	11.1	12.0	12.3	12.9	13.0	12.5	13.6	10.0	12.7
4. 51% to 70%	19.5	21.3	17.9	20.6	13.5	19.0	19.7	19.6	19.4	19.2	21.4	16.8	21.2	27.8	19.5	25.9
5. 71% to 90%	27.8	27.6	28.2	31.0	23.3	29.5	30.2	27.1	24.2	28.1	26.7	26.5	27.4	26.0	33.6	21.7
6. 91% to 100%	21.4	21.7	21.2	18.7	24.2	18.3	20.3	22.0	25.2	22.2	17.7	18.8	24.7	18.4	26.1	23.6
8. Have no idea	10.7	9.4	11.6	8.7	18.3	9.9	9.3	11.4	11.9	10.7	10.2	15.4	7.3	6.5	5.0	7.4
<i>Item 22390 Subject A17a</i>	<i>N</i> 2347	1091	1195	1577	280	479	583	817	469	1847	457	1117	517	230	410	47
D05C: Actors and actresses																
1. 0% to 10%	7.0	6.9	7.1	5.9	10.8	6.7	9.2	5.5	7.0	6.5	8.4	8.7	5.4	6.8	4.1	5.2
2. 11% to 30%	16.0	17.3	15.2	16.4	16.3	17.9	15.5	14.4	17.7	15.9	17.6	17.1	18.9	12.9	12.2	15.0
3. 31% to 50%	22.1	23.2	21.1	23.3	17.5	21.5	22.3	23.4	20.1	21.3	24.8	22.5	21.5	23.7	18.9	29.9
4. 51% to 70%	20.6	21.0	20.2	23.4	12.9	21.9	18.9	21.3	20.3	21.5	17.5	17.3	23.9	26.4	23.2	20.8
5. 71% to 90%	15.2	14.4	16.1	15.3	11.8	15.4	15.7	13.9	16.7	16.1	11.8	12.7	13.2	16.8	23.9	10.0
6. 91% to 100%	5.9	5.9	6.0	5.2	8.4	5.6	6.0	7.4	3.5	5.7	6.5	3.5	8.5	4.8	9.6	8.6
8. Have no idea	13.1	11.3	14.3	10.6	22.3	10.8	12.3	14.1	14.7	13.0	13.5	18.1	8.6	8.7	8.1	10.5
<i>Item 22400 Subject A17a</i>	<i>N</i> 2342	1087	1194	1573	279	478	582	815	467	1844	455	1114	516	230	409	47
D05D: Students in your school																
1. 0% to 10%	7.6	8.6	6.2	7.1	8.0	5.2	6.1	9.4	9.0	7.4	8.1	10.8	4.3	6.4	4.0	5.5
2. 11% to 30%	15.9	16.5	15.6	17.1	11.0	14.1	16.0	16.9	15.8	17.0	10.6	18.8	15.6	16.0	7.5	14.6
3. 31% to 50%	22.7	25.1	21.2	23.0	14.6	24.1	22.4	21.8	23.5	24.7	16.1	24.0	22.3	24.6	21.3	8.7
4. 51% to 70%	21.4	20.0	23.2	23.1	21.0	22.2	23.8	19.7	20.8	21.5	22.0	17.0	24.1	25.9	26.9	31.2
5. 71% to 90%	16.5	15.3	17.5	17.3	16.5	19.7	17.5	16.1	12.9	15.5	20.8	12.5	20.2	16.3	24.2	11.6
6. 91% to 100%	7.4	5.9	8.5	5.9	15.4	6.9	8.3	6.9	7.5	5.8	12.7	4.4	9.2	6.4	12.0	20.9
8. Have no idea	8.4	8.5	8.0	6.5	13.4	7.7	5.9	9.3	10.6	8.0	9.7	12.5	4.3	4.4	4.0	7.5
<i>Item 22405 Subject A11d, A17a</i>	<i>N</i> 2342	1088	1192	1574	278	477	582	815	467	1842	457	1112	517	230	410	47
D06: Think about the movie that you watched most recently in a theater. Did any of the characters in the movie smoke cigarettes?																
1. No	16.9	16.9	17.3	15.9	24.8	18.5	13.9	18.9	15.5	16.8	16.9	20.9	13.2	17.0	11.2	12.1
2. Yes, some	57.9	59.5	55.7	59.8	49.0	54.5	61.0	56.6	59.8	58.5	55.7	54.9	60.5	63.2	58.8	59.6
3. Yes, a lot	12.0	12.6	11.6	11.3	12.3	12.1	12.7	12.2	10.5	10.9	15.1	9.3	12.6	8.7	18.8	24.6
4. Don't remember	13.2	11.0	15.3	13.0	13.9	14.8	12.4	12.4	14.2	13.8	12.3	14.9	13.8	11.0	11.2	3.8
<i>Item 30360 Subject A02c, A10b, A18e</i>	<i>N</i> 2348	1092	1195	1576	282	484	582	816	466	1846	458	1119	519	228	409	45
D07: Think about the movie that you watched most recently on video or on TV. Did any of the characters in the movie smoke cigarettes?																
1. No	20.0	19.0	20.6	19.3	24.3	19.2	16.0	22.3	21.8	19.9	20.7	23.6	17.9	20.1	13.8	10.8
2. Yes, some	54.9	57.9	52.3	55.8	49.4	54.4	59.2	53.7	52.2	54.5	55.8	52.7	53.3	60.2	57.2	69.7
3. Yes, a lot	12.5	13.8	11.3	12.4	10.0	12.7	14.0	11.3	12.5	11.7	14.8	9.7	14.1	11.4	18.8	18.2
4. Don't remember	12.6	9.3	15.8	12.5	16.3	13.7	10.8	12.7	13.5	13.8	8.6	14.1	14.7	8.4	10.2	1.3
<i>Item 30370 Subject A02c, A10b, A18e</i>	<i>N</i> 2341	1090	1190	1574	279	482	580	814	464	1840	458	1116	518	229	407	45
D08: The next questions ask about anti-drug commercials or "spots" that are intended to discourage drug use. In recent months, about how often have you seen such anti-drug commercials on TV, or heard them on the radio?																
1. Not at all	8.7	8.9	8.1	6.3	20.5	7.1	8.5	10.5	7.2	7.4	12.7	10.2	8.8	5.7	5.9	2.0
2. Less than once a month	15.1	14.8	15.1	15.1	14.8	16.0	14.0	14.6	16.6	14.7	17.7	15.4	16.2	13.9	13.9	14.2
3. 1-3 times per month	25.5	25.6	25.5	27.4	14.1	28.1	29.2	22.7	23.0	26.1	21.6	23.5	28.1	26.7	26.0	39.3
4. 1-3 times per week	25.7	23.9	27.6	27.6	16.5	25.0	24.6	25.4	28.2	26.5	22.7	25.3	21.7	31.8	27.6	28.8
5. Daily or almost daily	19.6	21.1	18.4	19.2	25.6	18.5	18.9	21.1	18.8	20.0	19.1	19.3	19.0	17.4	23.3	10.1
6. More than once a day	5.5	5.8	5.2	4.4	8.5	5.2	4.9	5.6	6.2	5.3	6.2	6.3	6.2	4.4	3.3	5.5
<i>Item 22460 Subject A10b</i>	<i>N</i> 2323	1086	1179	1570	270	475	576	810	462	1825	458	1111	511	227	406	45

QUESTIONNAIRE FORM 6 2003	TOTAL	SEX		RACE		REGION				COLLEGE PLANS?		ILLICIT DRUG USE: LIFETIME				
		M	F	White	Black	NE	NC	S	W	Yes	No	None	Mari- juana Only	Few Pills	More Pills	Any Her- oin
<i>N (Weighted No. of Cases):</i>	2565	1184	1257	1662	307	545	622	878	520	1919	490	1193	555	240	438	53
<i>% of Weighted Total:</i>	100.0	46.1	49.0	64.8	12.0	21.3	24.3	34.2	20.3	74.8	19.1	46.5	21.6	9.4	17.1	2.1
D09: To what extent do you think such commercials have . . .																
D09A: Made people your age less favorable toward drugs?																
1. Not at all	29.2	31.9	26.1	30.5	32.6	27.4	29.4	30.8	28.1	26.4	38.9	25.5	30.5	30.5	35.2	39.7
2. To a little extent	30.5	28.7	32.6	33.1	21.0	33.8	28.9	28.6	32.3	32.1	25.4	29.4	30.4	34.6	33.3	20.2
3. To some extent	29.9	27.8	31.7	28.5	27.2	29.0	30.2	30.1	30.0	31.0	25.0	33.9	28.0	22.6	24.4	34.9
4. To a great extent	6.9	7.7	6.2	5.6	10.5	7.1	9.3	5.9	5.2	7.1	6.6	7.4	6.9	8.7	4.9	3.3
5. To a very great extent	3.5	3.8	3.3	2.4	8.8	2.7	2.2	4.6	4.3	3.4	4.1	3.8	4.1	3.6	2.2	1.8
<i>Item 22470 Subject A10b</i>	<i>N</i> 2292	1063	1169	1549	266	465	568	800	460	1802	449	1095	506	227	398	44
D09B: Made you less favorable toward drugs?																
1. Not at all	30.5	36.9	24.5	33.4	25.0	31.7	29.2	30.6	30.9	28.4	37.5	25.3	29.5	33.7	42.5	42.2
2. To a little extent	21.1	20.1	22.2	22.9	13.2	24.4	21.2	20.1	19.5	21.8	19.4	18.2	25.4	19.9	25.6	15.9
3. To some extent	25.4	24.9	26.0	25.4	21.8	23.5	27.6	23.3	28.2	26.0	23.6	27.6	25.3	23.2	20.5	27.2
4. To a great extent	10.8	8.6	12.7	10.1	11.7	11.9	10.5	11.1	9.5	11.5	8.3	11.9	9.7	15.8	5.5	10.9
5. To a very great extent	12.1	9.5	14.5	8.1	28.3	8.5	11.5	14.9	11.9	12.4	11.2	17.0	10.0	7.4	5.9	3.8
<i>Item 22480 Subject A10b</i>	<i>N</i> 2286	1060	1166	1546	264	463	565	799	459	1799	448	1094	505	226	395	45
D09C: Made you less likely to use drugs?																
1. Not at all	32.9	38.4	27.8	36.5	27.0	33.2	31.5	33.9	32.8	30.2	42.9	27.7	31.9	34.0	45.8	53.5
2. To a little extent	20.8	20.8	21.2	22.3	12.5	23.5	22.3	18.3	20.2	21.4	18.8	17.0	24.7	22.8	25.8	16.0
3. To some extent	22.4	22.0	23.0	21.7	20.4	21.0	22.4	22.3	24.2	22.9	21.1	23.9	25.3	22.3	15.5	19.1
4. To a great extent	10.5	8.1	12.5	10.0	11.4	11.4	10.3	9.7	11.3	11.6	6.3	11.8	8.1	11.6	8.0	9.7
5. To a very great extent	13.3	10.6	15.6	9.5	28.7	10.9	13.5	15.8	11.5	13.9	11.0	19.6	10.0	9.2	4.9	1.8
<i>Item 22490 Subject A10b</i>	<i>N</i> 2282	1060	1161	1544	263	467	565	790	460	1796	446	1087	506	225	396	45
D09D: Overstated the dangers or risks of drug use?																
1. Not at all	38.0	39.7	36.6	39.5	38.1	35.7	35.5	41.6	37.3	36.9	42.2	44.5	36.6	30.2	27.6	25.3
2. To a little extent	19.3	17.1	20.7	20.7	14.9	20.8	17.9	17.1	23.4	19.4	18.9	17.2	20.6	20.6	22.5	16.2
3. To some extent	21.6	21.2	22.3	22.1	14.7	23.0	23.1	20.2	20.9	21.8	21.3	18.5	23.0	26.0	25.2	37.1
4. To a great extent	10.4	9.9	11.1	10.1	10.6	12.3	12.3	7.8	10.5	11.0	8.0	9.2	10.3	13.0	12.6	7.2
5. To a very great extent	10.7	12.0	9.3	7.6	21.7	8.2	11.2	13.3	7.9	10.8	9.7	10.6	9.6	10.2	12.2	14.2
<i>Item 22500 Subject A10b</i>	<i>N</i> 2285	1061	1164	1545	264	469	565	792	459	1800	445	1094	504	226	395	43
D10: How much do you agree or disagree with each of the following statements?																
D10A: I take a positive attitude toward myself																
1. Disagree	3.4	3.2	3.1	2.6	5.4	3.4	1.8	4.8	2.8	2.5	6.3	3.1	2.9	2.0	3.8	10.3
2. Mostly disagree	5.3	3.0	7.3	6.3	3.0	6.1	6.9	4.4	4.1	5.0	6.5	5.7	5.1	3.5	5.9	2.1
3. Neither	11.8	12.9	11.0	13.0	3.2	13.9	11.9	11.2	10.3	11.0	14.7	9.5	12.9	12.9	15.9	17.2
4. Mostly agree	41.9	38.1	46.2	45.0	30.7	42.9	44.7	36.3	47.0	44.0	32.8	41.8	40.6	48.6	42.5	25.2
5. Agree	37.7	42.9	32.4	33.2	57.8	33.7	34.7	43.2	35.7	37.5	39.7	39.8	38.5	33.0	31.9	45.2
<i>Item 12550 Subject Q01</i>	<i>N</i> 2296	1066	1168	1549	267	469	562	805	461	1807	447	1102	505	225	399	44
D10B: Life often seems meaningless																
1. Disagree	39.6	39.9	39.6	38.5	51.5	35.7	36.4	44.8	38.6	40.1	37.2	44.8	38.0	36.6	30.6	25.7
2. Mostly disagree	28.6	27.9	29.1	31.4	18.0	28.6	33.6	25.6	27.6	30.5	22.0	27.0	33.0	31.0	27.2	16.7
3. Neither	16.4	16.1	16.3	15.7	13.0	17.4	16.6	15.4	17.0	15.4	19.8	14.8	14.9	17.4	20.7	35.2
4. Mostly agree	10.9	11.2	10.9	10.9	12.3	13.1	11.2	9.6	10.7	10.3	13.6	9.6	9.7	12.2	14.9	14.5
5. Agree	4.4	4.8	4.1	3.4	5.2	5.2	2.2	4.7	6.1	3.7	7.4	3.7	4.4	2.8	6.6	7.9
<i>Item 23700 Subject P01, Q01</i>	<i>N</i> 2290	1061	1168	1545	266	468	563	799	460	1803	445	1098	506	224	397	43
D10C: People should do their own thing, even if other people think it's strange																
1. Disagree	2.3	3.2	1.1	1.0	7.7	3.1	1.2	2.9	2.1	2.0	3.1	2.5	2.9	0.2	1.3	4.4
2. Mostly disagree	3.1	4.3	2.0	3.2	4.4	2.3	4.1	2.8	3.4	2.7	5.0	3.1	3.1	3.3	2.4	10.7
3. Neither	10.1	11.4	8.6	10.6	7.9	8.5	11.6	10.5	9.3	9.6	11.9	12.8	7.9	7.0	6.8	8.9
4. Mostly agree	33.9	31.9	36.1	36.5	21.0	36.4	38.5	27.7	36.2	35.5	27.0	35.1	33.2	33.6	34.1	18.0
5. Agree	50.5	49.1	52.2	48.6	59.0	49.8	44.6	56.0	49.0	50.3	53.0	46.6	52.9	55.8	55.5	58.0
<i>Item 7040 Subject Q08</i>	<i>N</i> 2288	1063	1165	1543	266	470	560	799	459	1800	446	1098	504	223	397	44

QUESTIONNAIRE FORM 6 2003	TOTAL	SEX		RACE		REGION				COLLEGE PLANS?		ILLICIT DRUG USE: LIFETIME				
		M	F	White	Black	NE	NC	S	W	Yes	No	None	Mari- juana Only	Few Pills	More Pills	Any Her- oin
<i>N (Weighted No. of Cases):</i>	2565	1184	1257	1662	307	545	622	878	520	1919	490	1193	555	240	438	53
<i>% of Weighted Total:</i>	100.0	46.1	49.0	64.8	12.0	21.3	24.3	34.2	20.3	74.8	19.1	46.5	21.6	9.4	17.1	2.1
D10D: I feel I do not have much to be proud of																
1. Disagree	45.5	46.1	44.9	43.9	60.6	45.4	40.5	48.6	46.4	47.6	37.7	47.1	49.1	38.5	43.2	21.2
2. Mostly disagree	27.0	27.1	27.2	29.8	14.1	27.2	32.3	23.9	25.5	26.1	29.6	27.7	28.0	33.3	19.9	25.1
3. Neither	14.7	14.4	14.6	14.6	11.7	13.5	15.3	14.0	16.1	14.3	16.5	14.4	9.6	14.3	21.4	29.2
4. Mostly agree	8.8	9.4	8.5	9.0	6.6	10.4	8.5	8.4	8.1	8.7	9.0	7.1	10.3	9.9	9.0	20.0
5. Agree	4.1	3.1	4.8	2.7	7.2	3.5	3.3	5.1	4.0	3.3	7.2	3.6	3.1	4.0	6.5	4.5
<i>Item 12660 Subject Q01</i>	<i>N</i> 2276	1060	1157	1542	264	466	560	791	460	1796	440	1090	505	221	396	42
D10E: I feel I am a person of worth, on an equal plane with others																
1. Disagree	4.0	4.6	2.9	2.0	9.7	4.9	2.3	5.2	3.1	3.1	7.1	4.4	4.4	1.5	2.7	9.4
2. Mostly disagree	5.5	4.8	5.9	6.2	4.8	7.1	7.5	3.0	5.9	5.0	7.4	4.7	5.7	5.4	7.0	3.5
3. Neither	13.4	14.4	12.1	13.2	7.9	13.3	14.0	12.0	15.0	12.2	18.0	12.9	12.1	15.2	14.4	15.1
4. Mostly agree	29.8	28.1	32.1	33.3	17.4	31.1	30.1	30.5	26.8	31.5	22.9	29.5	30.6	27.0	32.0	27.9
5. Agree	47.3	48.1	47.0	45.3	60.2	43.7	46.1	49.3	49.2	48.2	44.7	48.5	47.3	50.9	43.9	44.1
<i>Item 12570 Subject Q01</i>	<i>N</i> 2269	1061	1148	1529	268	462	559	792	456	1788	437	1092	498	221	391	44
D10F: I enjoy life as much as anyone																
1. Disagree	3.6	4.1	2.8	2.2	8.0	3.5	2.7	4.4	3.5	2.9	5.5	3.3	3.8	1.6	4.2	8.1
2. Mostly disagree	6.5	5.1	7.8	6.7	6.0	7.9	7.8	4.7	6.6	6.7	6.2	5.9	6.9	7.6	6.4	14.5
3. Neither	12.6	13.0	12.0	12.7	5.8	13.5	12.8	11.3	13.6	12.2	14.1	12.5	10.9	13.1	14.4	13.4
4. Mostly agree	33.6	31.6	35.6	36.8	26.2	34.9	37.7	30.1	33.3	34.1	32.3	32.9	32.3	41.1	32.6	32.8
5. Agree	43.7	46.2	41.9	41.6	54.0	40.1	39.0	49.5	42.9	44.2	42.0	45.4	46.1	36.7	42.4	31.2
<i>Item 23710 Subject P01, Q01</i>	<i>N</i> 2264	1056	1149	1531	263	463	555	790	456	1781	441	1091	499	219	391	42
D10G: I get a real kick out of doing things that are a little dangerous																
1. Disagree	12.5	9.6	14.9	8.6	34.9	11.4	11.7	15.1	9.8	12.6	11.6	16.2	11.6	11.0	4.9	2.3
2. Mostly disagree	14.3	9.3	18.6	14.5	19.7	15.6	13.5	14.8	13.3	15.0	11.2	17.0	16.6	11.1	6.0	6.7
3. Neither	24.4	21.9	27.1	23.5	18.6	23.9	23.9	23.2	27.7	25.6	20.5	28.0	20.1	25.6	20.4	18.0
4. Mostly agree	29.5	34.5	24.8	32.1	16.7	29.2	30.3	28.5	30.8	29.0	32.1	25.9	31.6	31.4	35.4	31.3
5. Agree	19.3	24.7	14.6	21.3	10.0	19.8	20.6	18.5	18.5	17.8	24.6	12.9	20.1	20.9	33.3	41.7
<i>Item 7050 Subject Q04</i>	<i>N</i> 2270	1056	1155	1534	265	464	557	792	457	1789	440	1093	501	219	391	44
D10H: Sometimes I think that I am no good at all																
1. Disagree	41.0	42.9	39.6	39.2	56.8	38.0	41.0	44.1	38.8	41.6	39.8	43.7	42.5	41.5	32.1	38.4
2. Mostly disagree	25.2	24.4	25.8	27.3	15.0	23.5	26.7	24.1	26.8	25.1	24.3	23.5	25.3	23.4	30.3	19.6
3. Neither	17.2	17.6	17.1	17.2	11.8	20.1	14.7	16.7	18.0	16.6	19.4	15.4	16.5	19.9	20.0	35.1
4. Mostly agree	11.9	10.7	12.9	12.3	11.7	12.2	14.2	10.9	10.5	12.4	10.1	12.0	12.0	12.4	12.2	3.1
5. Agree	4.7	4.4	4.7	4.1	4.7	6.2	3.4	4.1	5.9	4.4	6.4	5.4	3.7	2.7	5.4	3.8
<i>Item 12680 Subject Q01</i>	<i>N</i> 2264	1054	1150	1531	263	464	554	792	454	1785	437	1089	499	219	391	43
D10I: I am able to do things as well as most other people																
1. Disagree	2.9	4.0	1.6	1.0	8.5	3.2	1.6	4.2	1.9	1.9	6.6	2.7	2.9	0.2	3.9	7.6
2. Mostly disagree	3.3	3.6	3.1	3.2	4.7	5.3	2.8	3.8	1.1	2.4	5.7	3.2	3.4	2.2	4.0	5.0
3. Neither	12.6	12.5	12.1	13.6	6.7	15.6	11.1	11.9	12.5	11.9	16.0	12.9	12.2	10.6	11.7	19.0
4. Mostly agree	39.9	34.4	45.6	42.8	28.4	39.0	47.8	34.8	39.9	40.6	36.3	40.3	40.0	39.0	39.9	31.7
5. Agree	41.4	45.4	37.7	39.4	51.6	36.9	36.6	45.4	44.6	43.1	35.4	40.8	41.6	48.0	40.5	36.8
<i>Item 12580 Subject Q01</i>	<i>N</i> 2264	1056	1153	1528	265	464	550	794	455	1785	436	1089	501	219	391	44
D10J: The future often seems hopeless																
1. Disagree	49.2	47.6	51.0	48.3	62.4	45.7	46.6	54.2	47.1	51.0	41.9	52.2	51.9	49.4	39.8	30.3
2. Mostly disagree	24.4	23.6	25.5	27.3	13.1	26.1	27.5	22.1	22.7	25.0	22.0	23.5	26.0	25.5	24.1	34.1
3. Neither	15.3	17.5	12.8	15.0	10.1	15.0	16.3	13.4	17.9	13.8	21.2	14.1	12.5	15.7	22.1	16.6
4. Mostly agree	6.9	7.1	6.8	6.2	8.1	7.2	6.3	6.3	8.2	6.9	6.9	6.9	6.1	5.7	7.6	9.1
5. Agree	4.2	4.2	3.9	3.2	6.3	6.0	3.2	4.0	4.1	3.3	8.0	3.4	3.4	3.7	6.4	9.8
<i>Item 23720 Subject P01, Q01</i>	<i>N</i> 2264	1056	1149	1533	263	461	554	793	457	1783	439	1088	502	219	390	44

QUESTIONNAIRE FORM 6 2003	TOTAL	SEX		RACE		REGION				COLLEGE PLANS?		ILLICIT DRUG USE: LIFETIME				
		M	F	White	Black	NE	NC	S	W	Yes	No	None	Mari- juana Only	Few Pills	More Pills	Any Her- oin
<i>N (Weighted No. of Cases):</i>	2565	1184	1257	1662	307	545	622	878	520	1919	490	1193	555	240	438	53
<i>% of Weighted Total:</i>	100.0	46.1	49.0	64.8	12.0	21.3	24.3	34.2	20.3	74.8	19.1	46.5	21.6	9.4	17.1	2.1
D10K: I like to test myself every now and then by doing something a little risky																
1. Disagree	16.1	10.3	21.2	11.9	40.8	15.9	12.9	19.5	14.3	16.9	11.9	20.2	14.0	11.4	10.9	6.6
2. Mostly disagree	14.6	12.4	16.4	14.5	11.8	17.7	13.2	12.9	15.8	15.2	11.3	17.7	15.2	12.5	7.1	6.9
3. Neither	23.6	22.0	25.0	24.0	17.0	20.3	26.5	22.7	25.1	23.2	25.8	23.4	23.2	23.8	21.5	42.2
4. Mostly agree	27.8	31.3	25.3	30.6	16.5	30.4	29.5	26.7	25.2	28.2	26.1	26.0	29.7	31.0	30.3	18.2
5. Agree	17.9	24.0	12.1	19.0	13.8	15.6	17.8	18.2	19.6	16.4	24.8	12.7	17.9	21.4	30.1	26.1
<i>Item 7060 Subject Q04</i>	<i>N</i>	2261	1052	1149	1530	461	553	792	455	1780	439	1088	500	218	390	43
D10L: I feel that I can't do anything right																
1. Disagree	47.5	48.1	47.3	47.0	57.4	44.3	45.9	49.4	49.6	48.6	43.4	51.0	47.4	45.5	42.6	28.9
2. Mostly disagree	25.0	23.3	26.2	26.5	13.2	26.1	27.9	22.9	24.0	24.9	25.6	23.9	26.0	28.6	23.2	38.2
3. Neither	15.5	17.3	13.9	16.0	11.2	16.1	16.2	14.4	16.2	15.4	16.7	14.9	14.4	16.4	16.6	26.4
4. Mostly agree	7.5	6.5	8.6	7.2	9.1	8.1	6.7	8.4	6.1	7.2	8.2	6.7	6.1	6.5	11.9	2.9
5. Agree	4.5	4.8	4.1	3.3	9.1	5.5	3.3	4.9	4.2	3.9	6.1	3.5	6.1	3.0	5.7	3.5
<i>Item 12720 Subject Q01</i>	<i>N</i>	2260	1050	1151	1530	461	553	791	455	1779	438	1084	500	217	390	44
D10M: On the whole, I'm satisfied with myself																
1. Disagree	3.7	4.3	2.9	2.5	10.0	3.6	2.4	5.6	1.9	3.0	5.4	3.3	4.4	0.7	4.1	11.2
2. Mostly disagree	6.3	4.5	7.6	6.3	8.5	6.5	7.5	5.9	5.3	6.2	6.7	6.3	5.1	7.3	7.4	5.0
3. Neither	13.0	12.7	13.0	13.9	4.8	15.0	11.5	11.8	14.9	12.2	16.2	11.8	11.4	18.3	12.8	28.1
4. Mostly agree	33.0	31.6	34.8	34.1	25.5	32.6	37.8	30.7	31.8	34.0	28.3	32.4	34.2	29.8	35.9	28.3
5. Agree	44.0	46.9	41.7	43.2	51.1	42.4	40.8	46.0	46.1	44.5	43.3	46.2	44.9	43.9	39.7	27.4
<i>Item 12620 Subject P01, Q01</i>	<i>N</i>	2249	1049	1141	1524	458	551	789	452	1771	437	1081	501	218	388	42
D10N: I feel that my life is not very useful																
1. Disagree	50.7	51.3	50.8	49.2	61.9	47.7	47.9	53.4	52.7	52.1	45.8	56.5	49.1	49.0	40.9	27.5
2. Mostly disagree	25.1	24.1	26.3	27.9	14.2	26.1	27.9	23.3	23.7	25.3	23.6	21.7	27.4	28.5	29.4	27.5
3. Neither	15.1	15.1	14.4	15.1	10.4	14.7	14.6	15.1	16.1	14.3	18.1	13.8	14.4	15.1	18.5	32.0
4. Mostly agree	5.4	5.2	5.5	5.1	4.4	7.5	6.1	4.3	4.0	5.0	7.0	5.4	5.7	3.6	5.5	7.0
5. Agree	3.7	4.3	3.0	2.7	9.3	4.1	3.5	3.8	3.4	3.3	5.5	2.6	3.4	3.9	5.7	6.0
<i>Item 12750 Subject Q01</i>	<i>N</i>	2255	1050	1146	1531	462	551	786	456	1775	439	1083	500	218	390	43
D10O: It feels good to be alive																
1. Disagree	2.6	3.7	1.3	1.4	7.5	2.4	2.0	3.1	2.4	1.5	6.1	2.0	2.9	0.9	3.5	4.5
2. Mostly disagree	2.9	2.1	3.3	3.1	1.6	3.4	3.2	2.0	3.4	2.7	3.7	3.1	2.3	3.0	2.5	5.8
3. Neither	10.4	11.0	9.6	10.5	5.4	12.1	9.9	9.8	10.6	10.1	11.7	10.8	8.2	7.9	11.9	29.1
4. Mostly agree	25.0	23.8	26.2	27.8	14.1	25.8	29.3	21.4	25.0	25.3	22.8	21.8	24.9	28.6	30.9	25.1
5. Agree	59.2	59.4	59.7	57.1	71.2	56.3	55.5	63.7	58.6	60.3	55.8	62.3	61.6	59.6	51.2	35.5
<i>Item 23730 Subject P01, Q01</i>	<i>N</i>	2256	1050	1147	1530	462	550	789	456	1777	438	1082	500	219	390	43
D10P: I would like to explore strange places																
1. Disagree	6.3	6.0	6.1	4.3	18.5	6.7	4.9	9.3	2.2	5.6	8.1	6.8	5.2	4.9	5.1	10.8
2. Mostly disagree	6.0	6.0	6.1	5.7	13.5	7.0	7.0	6.3	3.4	6.2	5.6	7.2	7.1	4.4	2.6	3.2
3. Neither	15.7	14.8	16.2	16.3	13.4	16.1	16.4	15.2	15.4	15.3	17.3	18.0	16.0	14.6	10.2	12.6
4. Mostly agree	27.3	26.8	28.7	28.9	15.7	29.1	29.8	24.4	27.6	28.9	22.1	26.8	27.8	28.2	27.4	30.8
5. Agree	44.7	46.4	42.9	44.8	39.0	41.1	41.9	44.8	51.3	44.1	47.0	41.2	43.9	48.0	54.7	42.6
<i>Item 31080 Subject Q04</i>	<i>N</i>	2255	1051	1146	1530	460	551	789	455	1778	437	1084	499	218	390	44
D10Q: I like to do frightening things																
1. Disagree	17.0	10.5	22.6	12.5	40.3	16.3	14.4	20.4	15.0	18.4	10.5	21.4	16.0	15.8	7.3	11.8
2. Mostly disagree	17.0	13.6	20.6	17.9	14.2	17.7	16.4	17.6	15.9	17.9	12.9	20.6	17.1	12.2	10.3	11.8
3. Neither	24.4	26.7	21.7	25.4	12.9	24.6	25.3	21.0	29.2	23.9	27.7	26.0	21.1	21.9	24.4	39.2
4. Mostly agree	22.3	22.6	22.0	24.7	15.4	24.4	24.2	22.2	17.9	21.5	25.9	18.8	27.2	26.6	24.0	8.4
5. Agree	19.3	26.6	13.1	19.6	17.2	17.1	19.6	18.9	22.0	18.3	23.0	13.1	18.6	23.5	34.0	28.8
<i>Item 31090 Subject Q04</i>	<i>N</i>	2255	1051	1144	1528	462	551	788	454	1776	438	1082	499	218	391	44
D10R: I like new and exciting experiences, even if I have to break the rules																
1. Disagree	11.5	8.7	13.8	8.4	27.1	8.6	9.1	14.9	11.2	11.6	10.5	15.8	10.0	8.9	3.4	5.6
2. Mostly disagree	14.7	12.2	17.4	15.9	12.9	19.1	15.7	12.1	13.7	16.1	9.3	18.8	14.6	11.4	6.8	8.4
3. Neither	22.2	21.2	22.8	21.7	18.9	22.1	22.1	22.9	21.2	21.9	24.0	26.9	19.1	18.2	15.3	19.3
4. Mostly agree	27.8	28.2	27.2	29.9	15.7	29.1	31.0	25.2	27.1	28.3	25.3	24.9	29.5	31.3	31.4	23.1
5. Agree	23.8	29.7	18.9	24.0	25.3	21.1	22.1	25.0	26.9	22.1	31.0	13.5	26.8	30.3	43.1	43.6
<i>Item 31100 Subject Q04</i>	<i>N</i>	2255	1050	1146	1528	461	553	789	452	1776	438	1083	499	219	389	44

QUESTIONNAIRE FORM 6 2003	TOTAL	SEX		RACE		REGION				COLLEGE PLANS?		ILLICIT DRUG USE: LIFETIME					
		M	F	White	Black	NE	NC	S	W	Yes	No	None	Mari- juana Only	Few Pills	More Pills	Any Her- oin	
<i>N (Weighted No. of Cases):</i>	2565	1184	1257	1662	307	545	622	878	520	1919	490	1193	555	240	438	53	
<i>% of Weighted Total:</i>	100.0	46.1	49.0	64.8	12.0	21.3	24.3	34.2	20.3	74.8	19.1	46.5	21.6	9.4	17.1	2.1	
D10S: I prefer friends who are exciting and unpredictable																	
1. Disagree	6.1	5.9	6.2	4.9	12.8	8.7	4.8	6.5	4.3	5.9	6.1	7.3	5.4	6.0	3.0	11.0	
2. Mostly disagree	9.4	10.4	8.3	9.6	9.2	7.5	11.6	8.4	10.6	9.7	9.1	10.3	8.9	12.0	5.4	18.2	
3. Neither	28.9	29.4	28.4	29.9	19.5	28.1	30.1	27.8	30.1	29.1	27.6	34.1	26.7	22.1	21.8	20.5	
4. Mostly agree	29.4	28.3	30.8	30.6	23.7	32.1	30.3	27.8	28.4	30.2	26.7	27.5	29.7	31.1	32.1	32.1	
5. Agree	26.2	26.0	26.2	25.1	34.8	23.6	23.2	29.6	26.6	25.0	30.5	20.7	29.2	28.9	37.7	18.1	
<i>Item 31110 Subject Q04</i>	<i>N</i>	2255	1050	1147	1528	260	461	552	791	452	1777	438	1083	499	219	389	44
The different questionnaire forms used in this study emphasize different topics. In the rest of this questionnaire, we ask more about your experiences and attitudes relating to alcohol and other drugs.																	
D11: On how many occasions (if any) have you been drunk or very high from drinking alcoholic beverages?																	
D11A: . . . in your lifetime?																	
1. 0 occasions	40.6	39.3	41.2	34.7	69.4	37.7	34.3	46.7	40.2	42.7	31.5	69.1	19.1	13.3	7.8	10.2	
2. 1-2	12.1	10.2	13.7	10.9	12.5	15.2	11.6	11.0	11.5	12.3	12.2	13.0	16.1	13.2	4.7	1.5	
3. 3-5	7.6	6.4	8.8	7.9	3.5	6.9	7.6	8.0	7.9	7.6	8.5	6.0	9.7	12.5	6.9	9.7	
4. 6-9	8.4	7.9	9.1	10.0	3.9	8.5	10.0	8.6	5.9	7.8	10.6	4.2	15.2	13.9	7.6	11.0	
5. 10-19	7.6	9.2	6.3	8.6	1.8	9.7	8.1	6.5	6.7	7.4	8.3	3.1	10.3	14.3	12.0	13.7	
6. 20-39	8.6	7.5	9.5	10.4	1.6	8.6	10.5	7.9	7.3	7.7	12.3	2.6	11.1	14.5	17.8	18.5	
7. 40 or more	15.2	19.5	11.3	17.5	7.3	13.5	17.9	11.2	20.5	14.6	16.5	2.1	18.5	18.2	43.3	35.3	
<i>Item 25020 Subject A01a</i>	<i>N</i>	2227	1038	1132	1515	255	459	535	787	446	1756	430	1067	488	219	388	43
D11B: . . . during the last 12 months?																	
1. 0 occasions	50.5	48.7	51.3	43.3	78.5	49.0	43.5	56.2	50.1	52.0	44.0	77.0	33.2	30.6	13.7	16.9	
2. 1-2	13.8	12.6	15.2	14.7	8.7	15.2	13.9	13.2	13.1	13.7	14.9	12.2	17.0	17.8	11.2	14.5	
3. 3-5	9.3	8.5	10.3	10.6	4.4	9.7	11.3	8.4	8.3	8.9	11.1	5.1	14.3	13.9	12.4	8.8	
4. 6-9	7.3	7.3	7.2	8.5	0.9	7.9	7.8	6.7	7.0	7.2	7.7	2.6	11.3	11.1	11.7	12.5	
5. 10-19	7.6	7.9	7.2	9.2	1.3	7.5	9.5	6.4	7.7	7.3	9.0	1.3	10.5	15.1	15.5	21.6	
6. 20-39	5.5	5.5	5.7	6.9	1.3	4.6	8.8	3.9	5.6	4.8	8.4	1.1	6.2	6.0	16.3	12.7	
7. 40 or more	6.0	9.5	3.0	6.8	4.8	6.2	5.2	5.3	8.2	6.1	5.0	0.6	7.5	5.5	19.2	13.0	
<i>Item 25030 Subject A01b</i>	<i>N</i>	2220	1034	1128	1509	255	455	535	786	443	1746	430	1067	485	219	383	43
D11C: . . . during the last 30 days?																	
1. 0 occasions	67.0	62.6	70.7	61.7	85.5	65.7	61.9	72.1	65.7	69.1	59.4	88.7	56.9	53.1	33.3	20.8	
2. 1-2	15.1	15.4	15.0	17.2	7.6	15.8	16.2	14.2	15.0	14.4	18.3	8.2	21.8	23.3	17.8	42.1	
3. 3-5	8.6	10.2	7.1	10.1	3.1	9.5	11.5	6.0	8.6	8.0	10.7	1.9	10.4	12.1	22.7	11.7	
4. 6-9	4.3	5.0	3.6	5.1	0.7	4.3	6.0	3.3	3.8	4.2	4.8	0.8	6.0	5.9	9.5	11.8	
5. 10-19	2.9	3.8	2.2	3.7	1.8	3.1	2.1	3.1	3.3	2.8	3.3	0.3	3.1	3.5	9.7	4.3	
6. 20-39	0.9	0.9	1.0	0.9	0.2	0.3	1.8	0.3	1.6	0.6	2.0	*	1.3	0.3	3.3	1.4	
7. 40 or more	1.1	2.1	0.3	1.2	1.0	1.2	0.5	1.0	2.1	0.9	1.6	0.2	0.5	1.8	3.6	7.9	
<i>Item 25040 Subject A01c</i>	<i>N</i>	2216	1032	1126	1505	255	455	534	784	443	1745	429	1064	484	219	382	43
D12: Steroids, or anabolic steroids, are sometimes prescribed by doctors to promote healing from certain types of injuries. Some athletes, and others, have used them to try to increase muscle development. On how many occasions (if any) have you taken steroids on your own—that is, without a doctor telling you to take them . . .																	
D12A: . . . in your lifetime?																	
1. 0 occasions	98.3	97.3	99.1	98.0	98.9	98.1	99.0	97.9	98.1	98.3	98.1	100.0	100.0	97.9	93.5	79.4	
2. 1-2	0.6	1.0	0.2	0.6	0.7	0.7	0.4	0.9	0.3	0.6	0.7	-	-	0.2	2.9	1.7	
3. 3-5	0.1	0.1	-	*	-	-	-	-	0.3	*	0.1	-	-	0.3	-	1.5	
4. 6-9	0.5	0.6	0.4	0.6	0.3	0.2	0.6	0.5	0.5	0.4	0.8	-	-	-	2.1	8.0	
5. 10-19	0.3	0.4	0.1	0.4	-	0.4	-	0.2	0.5	0.3	-	-	-	1.2	0.8	-	
6. 20-39	0.2	0.4	0.1	0.3	-	0.4	-	0.4	0.1	0.3	-	-	-	0.4	0.5	6.2	
7. 40 or more	0.1	0.2	-	*	0.1	0.2	-	0.1	0.2	*	0.3	-	-	-	0.3	3.2	
<i>Item 22690 Subject A01a</i>	<i>N</i>	2235	1038	1137	1517	256	453	546	787	449	1763	430	1083	487	218	384	38

* = less than .05 percent.

DESCRIPTIVE RESULTS: 2003

245

QUESTIONNAIRE FORM 6 2003	TOTAL	SEX		RACE		REGION				COLLEGE PLANS?		ILLICIT DRUG USE: LIFETIME				
		M	F	White	Black	NE	NC	S	W	Yes	No	None	Mari- juana Only	Few Pills	More Pills	Any Her- oin
<i>N (Weighted No. of Cases):</i>	2565	1184	1257	1662	307	545	622	878	520	1919	490	1193	555	240	438	53
<i>% of Weighted Total:</i>	100.0	46.1	49.0	64.8	12.0	21.3	24.3	34.2	20.3	74.8	19.1	46.5	21.6	9.4	17.1	2.1
D12B: . . . during the last 12 months?																
1. 0 occasions	98.4	97.4	99.3	98.1	99.0	98.2	99.0	98.2	98.3	98.5	98.8	100.0	100.0	97.9	95.0	73.8
2. 1-2	0.5	0.9	0.1	0.4	0.7	0.7	0.6	0.3	0.4	0.6	0.1	-	-	0.9	1.8	3.0
3. 3-5	0.3	0.4	0.3	0.5	-	0.2	-	0.5	0.5	0.4	-	-	-	0.7	1.4	1.4
4. 6-9	0.4	0.5	0.2	0.5	0.3	0.3	0.3	0.6	0.1	0.1	0.8	-	-	0.6	0.3	13.7
5. 10-19	0.2	0.4	-	0.3	-	0.2	-	0.2	0.5	0.3	-	-	-	-	0.8	3.5
6. 20-39	0.1	0.2	0.1	0.2	-	0.4	-	0.1	0.1	0.1	0.1	-	-	-	0.5	2.3
7. 40 or more	0.1	0.2	-	*	-	0.1	-	0.1	0.1	*	0.2	-	-	-	0.2	2.4
<i>Item 22700 Subject A01b</i>	<i>N</i> 2238	1041	1137	1520	256	453	546	790	449	1763	430	1083	487	218	384	41
D12C: . . . during the last 30 days?																
1. 0 occasions	99.3	98.9	99.6	99.3	99.2	99.1	99.4	99.2	99.3	99.3	99.3	100.0	100.0	98.2	98.2	85.3
2. 1-2	0.3	0.4	0.2	0.3	0.4	-	0.3	0.4	0.5	0.4	-	-	-	1.2	0.7	3.2
3. 3-5	*	0.1	-	-	0.3	-	0.1	-	-	-	0.2	-	-	-	0.2	-
4. 6-9	0.2	0.4	0.1	0.3	-	0.6	0.2	0.2	-	0.2	0.2	-	-	0.6	0.4	6.4
5. 10-19	0.1	0.1	0.1	0.1	-	0.2	-	0.1	0.1	0.1	0.1	-	-	-	0.3	2.5
6. 20-39	-	-	-	-	-	-	-	-	-	-	-	-	-	-	-	-
7. 40 or more	0.1	0.2	-	*	-	0.1	-	0.1	0.1	*	0.2	-	-	-	0.2	2.6
<i>Item 22710 Subject A01c</i>	<i>N</i> 2236	1038	1138	1518	256	453	547	787	449	1764	430	1083	488	218	384	38
D13: What methods have you used for taking steroids on your own? (Mark all that apply.)																
A. Injection	0.4	0.9	-	0.5	-	0.5	0.3	0.2	0.8	0.4	0.5	-	-	-	1.3	10.9
B. By mouth	0.9	1.1	0.8	1.1	0.3	0.8	0.5	1.7	0.1	0.8	1.3	-	-	1.2	3.8	8.4
C. Haven't used steroids	98.7	98.2	99.2	98.4	99.7	98.7	99.2	98.2	99.2	98.8	98.2	100.0	100.0	98.8	95.0	82.5
<i>Item 23790-23800 30940 Subject A05d N</i>	2224	1028	1143	1511	255	456	539	785	444	1758	424	1077	492	216	378	37
D14: On how many occasions (if any) have you taken any drugs by injection with a needle (like heroin, cocaine, amphetamines, or steroids) . . .																
Do NOT include anything you took under a doctor's orders.																
D14A: . . . in your lifetime?																
1. 0 occasions	98.9	98.4	99.4	98.9	99.3	98.4	98.8	99.1	99.3	99.2	98.2	100.0	100.0	98.6	97.7	70.6
2. 1-2	0.4	0.6	0.2	0.4	0.3	0.6	0.7	0.1	0.1	0.3	0.7	-	-	0.7	0.7	10.2
3. 3-5	0.2	0.1	0.4	0.3	0.3	0.3	0.3	0.3	0.1	0.3	0.2	-	-	0.6	0.6	4.6
4. 6-9	0.1	0.1	-	*	-	-	-	0.2	-	*	0.2	-	-	0.2	0.3	-
5. 10-19	0.1	0.1	-	0.1	-	-	-	0.1	0.2	0.1	-	-	-	-	0.5	-
6. 20-39	0.1	0.1	-	0.1	0.1	0.1	0.2	-	-	-	0.2	-	-	-	-	3.1
7. 40 or more	0.3	0.6	-	0.2	-	0.7	-	0.2	0.3	0.2	0.5	-	-	-	0.3	11.5
<i>Item 25050 Subject A01a</i>	<i>N</i> 2229	1028	1141	1515	256	452	544	788	445	1765	426	1073	487	219	386	40
D14B: . . . during the last 12 months?																
1. 0 occasions	99.2	98.7	99.7	99.3	99.3	99.0	99.2	99.3	99.4	99.4	98.9	100.0	100.0	99.8	98.1	77.0
2. 1-2	0.3	0.4	0.3	0.3	0.6	0.3	0.6	0.2	0.1	0.3	0.2	-	-	-	0.9	8.4
3. 3-5	0.1	0.1	-	0.1	0.1	0.1	-	0.2	-	0.1	-	-	-	0.2	0.2	0.6
4. 6-9	0.1	0.2	-	0.1	-	-	0.2	0.1	0.2	-	0.5	-	-	-	0.5	2.5
5. 10-19	0.1	0.2	-	0.2	-	0.4	-	0.1	-	0.1	0.2	-	-	-	-	6.0
6. 20-39	*	0.1	-	-	-	-	-	-	0.2	*	0.1	-	-	-	0.1	1.4
7. 40 or more	0.1	0.2	-	0.1	-	0.3	-	0.1	0.1	0.1	0.2	-	-	-	0.2	4.1
<i>Item 25060 Subject A01b</i>	<i>N</i> 2230	1029	1141	1516	256	453	544	788	445	1765	426	1074	487	219	386	40
D14C: . . . during the last 30 days?																
1. 0 occasions	99.5	99.0	100.0	99.6	99.7	99.3	99.5	99.6	99.5	99.7	98.8	100.0	100.0	99.8	99.1	82.7
2. 1-2	0.2	0.4	-	0.1	0.3	-	0.5	0.2	0.2	0.1	0.8	-	-	0.2	0.6	5.9
3. 3-5	0.1	0.2	-	0.1	-	0.4	-	0.1	-	0.1	0.2	-	-	-	-	5.6
4. 6-9	*	0.1	-	0.1	-	-	-	0.1	-	*	-	-	-	-	-	1.9
5. 10-19	*	*	-	-	-	-	-	-	0.1	-	0.1	-	-	-	0.1	-
6. 20-39	0.1	0.1	-	-	-	0.1	-	-	0.1	*	0.2	-	-	-	-	3.0
7. 40 or more	*	0.1	-	*	-	0.2	-	-	0.1	*	0.1	-	-	-	0.2	0.9
<i>Item 25070 Subject A01c</i>	<i>N</i> 2230	1029	1141	1515	255	452	543	789	445	1765	427	1073	487	219	386	41

*=less than .05 percent.

QUESTIONNAIRE FORM 6 2003	TOTAL	SEX		RACE		REGION				COLLEGE PLANS?		ILLICIT DRUG USE: LIFETIME				
		M	F	White	Black	NE	NC	S	W	Yes	No	None	Mari- juana Only	Few Pills	More Pills	Any Her- oin
<i>N (Weighted No. of Cases):</i>	2565	1184	1257	1662	307	545	622	878	520	1919	490	1193	555	240	438	53
<i>% of Weighted Total:</i>	100.0	46.1	49.0	64.8	12.0	21.3	24.3	34.2	20.3	74.8	19.1	46.5	21.6	9.4	17.1	2.1
D15: When (if ever) did you FIRST inject any drug with a needle (without doctor's orders)																
8. Never	99.0	98.3	99.6	99.1	99.2	98.5	99.1	98.9	99.6	99.2	98.0	100.0	100.0	100.0	98.5	59.2
1. Grade 6 or below	0.3	0.7	-	0.2	0.6	0.5	0.3	0.3	0.1	0.2	0.9	-	-	-	-	16.9
2. Grade 7	*	0.1	-	-	-	-	-	-	0.1	*	-	-	-	-	-	1.4
3. Grade 8	0.1	0.1	0.1	0.1	-	0.2	-	0.2	-	0.1	-	-	-	-	-	5.4
4. Grade 9	0.1	0.2	0.1	0.1	-	0.2	0.2	-	0.2	0.1	0.3	-	-	-	0.2	4.7
5. Grade 10	0.1	0.1	0.1	0.1	-	-	0.1	0.2	-	0.1	0.2	-	-	-	0.3	2.7
6. Grade 11	0.2	0.3	*	0.3	-	0.5	0.1	0.2	-	0.2	0.3	-	-	-	0.8	2.9
7. Grade 12	0.2	0.3	0.1	0.1	0.3	0.2	0.1	0.3	-	0.1	0.3	-	-	-	0.2	6.8
<i>Item 25680 Subject A01g</i>	<i>N</i> 2208	1019	1126	1496	255	462	533	785	428	1756	408	1072	485	213	369	40
D16: When (if ever) did you FIRST do each of the following things?																
D16A: Smoke your first cigarette																
8. Never	48.5	49.3	48.1	45.1	63.1	51.2	46.7	46.6	51.2	52.1	35.4	77.7	25.6	26.7	15.4	3.2
1. Grade 6 or below	14.0	16.7	11.6	15.2	11.9	13.0	16.7	14.1	11.7	12.0	22.9	4.2	19.2	16.5	30.0	42.9
2. Grade 7	9.3	8.3	10.1	9.5	7.9	8.3	10.3	10.5	7.1	8.5	12.8	3.8	12.3	14.3	17.2	16.9
3. Grade 8	7.3	7.5	7.0	7.5	6.5	8.9	6.8	7.7	5.3	6.6	9.8	3.0	10.7	14.5	9.6	18.4
4. Grade 9 (Freshman)	8.0	6.8	9.5	8.5	4.5	9.3	6.8	8.1	7.8	7.8	8.6	3.6	12.5	13.1	10.5	10.1
5. Grade 10 (Sophomore)	5.4	5.8	4.8	6.1	2.6	1.9	5.5	5.5	8.9	5.2	5.7	2.6	7.7	5.3	10.8	1.7
6. Grade 11 (Junior)	5.1	4.1	6.0	5.4	3.1	4.0	5.0	5.5	5.5	5.4	3.7	2.7	9.3	7.7	5.4	2.0
7. Grade 12 (Senior)	2.5	1.5	3.0	2.7	0.4	3.4	2.3	2.0	2.6	2.5	1.1	2.4	2.7	2.0	1.1	4.7
<i>Item 5575 Subject A01g</i>	<i>N</i> 2163	1004	1099	1485	239	446	522	761	434	1707	410	1037	474	207	379	44
D16B: Smoke cigarettes on a daily basis																
8. Never	78.7	79.7	77.5	75.3	93.5	83.0	77.3	75.4	81.6	82.4	64.7	96.9	75.5	65.7	44.7	17.3
1. Grade 6 or below	1.1	1.8	0.4	1.1	1.0	1.3	1.3	1.2	0.3	0.7	2.5	0.1	1.3	2.2	1.2	15.5
2. Grade 7	1.6	1.4	1.8	1.7	1.1	2.0	1.7	1.0	2.3	1.2	3.3	0.2	1.8	2.2	4.5	5.0
3. Grade 8	2.7	2.2	3.1	3.6	0.3	2.2	3.0	3.6	1.0	1.7	6.5	0.4	1.5	4.6	6.8	28.8
4. Grade 9 (Freshman)	4.3	2.9	5.7	5.2	-	3.2	4.9	4.6	4.0	3.3	8.2	0.5	4.5	6.9	12.6	12.9
5. Grade 10 (Sophomore)	3.7	3.7	3.6	4.2	0.7	3.9	2.0	4.4	3.9	3.3	4.2	0.3	2.3	6.4	12.4	8.4
6. Grade 11 (Junior)	4.4	4.9	4.1	5.0	1.3	4.0	5.4	4.7	3.3	4.4	4.1	0.4	7.6	6.9	10.2	9.2
7. Grade 12 (Senior)	3.6	3.6	3.7	4.0	2.1	0.5	4.4	5.0	3.5	2.9	6.5	1.1	5.4	5.1	7.6	2.7
<i>Item 5570 Subject A01g</i>	<i>N</i> 2167	997	1111	1466	254	453	511	772	431	1713	409	1062	465	202	372	41
D16C: Try smokeless tobacco (snuff, plug or chewing tobacco)																
8. Never	81.7	69.8	93.1	77.8	91.2	85.4	77.5	81.5	83.3	84.7	70.0	93.8	72.2	79.0	65.6	52.2
1. Grade 6 or below	2.8	4.2	1.3	3.0	1.5	1.3	4.0	3.2	2.1	2.3	4.9	0.3	6.4	1.9	3.0	17.5
2. Grade 7	2.3	4.2	0.2	3.0	1.4	1.2	3.6	2.4	1.4	1.2	6.5	1.4	1.9	2.7	3.4	16.1
3. Grade 8	1.9	3.3	0.7	2.2	0.8	2.7	1.4	1.6	2.2	1.5	3.4	0.4	2.4	3.4	4.9	2.1
4. Grade 9 (Freshman)	2.5	4.5	0.6	2.9	2.1	2.2	4.0	1.7	2.3	2.2	3.8	0.8	4.0	2.5	5.1	3.3
5. Grade 10 (Sophomore)	3.8	5.6	2.2	5.1	-	2.9	3.1	3.9	5.7	3.2	5.7	1.0	6.1	4.0	8.9	2.0
6. Grade 11 (Junior)	3.3	5.8	0.9	4.1	1.3	1.8	4.9	3.8	2.0	3.1	4.1	1.4	4.9	3.6	6.1	6.1
7. Grade 12 (Senior)	1.7	2.5	1.0	1.9	1.8	2.5	1.5	1.8	1.0	1.7	1.6	0.8	2.2	3.0	3.0	0.8
<i>Item 5576 Subject A01g</i>	<i>N</i> 2234	1038	1133	1515	258	462	541	792	439	1757	429	1069	491	213	387	45
D17: In the future, do you think that you will . . .																
D17A: Smoke cigarettes?																
1. Definitely will	4.3	5.6	2.7	4.2	6.1	3.3	4.8	4.6	4.2	3.2	9.0	2.8	3.3	3.7	7.5	17.9
2. Probably will	8.9	8.4	9.6	9.5	4.2	7.6	10.2	10.2	6.4	7.1	14.9	1.6	10.2	13.5	20.5	44.1
3. Don't know	7.9	6.7	9.2	7.7	3.1	9.0	5.0	7.3	11.4	7.3	10.0	4.1	9.2	10.3	15.8	4.9
4. Probably won't	13.7	13.6	14.2	14.8	7.1	16.1	14.4	12.8	12.1	13.8	13.9	10.4	16.2	15.5	19.3	9.7
5. Definitely won't	65.2	65.7	64.2	63.8	79.5	64.0	65.6	65.1	65.9	68.6	52.1	81.1	61.0	57.1	36.8	23.5
<i>Item 24440 Subject A04a</i>	<i>N</i> 2242	1037	1139	1527	257	458	542	794	447	1758	435	1071	492	215	387	45
D17B: Drink alcoholic beverages?																
1. Definitely will	28.4	31.7	26.1	32.0	15.9	31.7	33.6	22.8	28.7	27.9	31.3	17.7	33.7	35.1	46.1	48.4
2. Probably will	34.2	31.1	37.3	36.2	26.5	36.4	37.5	31.6	32.5	34.2	34.7	30.6	37.1	44.0	36.4	32.3
3. Don't know	14.7	13.3	16.1	14.1	13.6	12.7	12.4	15.5	18.3	14.3	15.9	17.6	14.0	8.6	12.0	5.9
4. Probably won't	6.8	7.6	5.8	5.5	12.4	5.9	3.8	10.4	5.0	7.1	5.3	10.1	5.4	4.6	1.2	4.9
5. Definitely won't	15.9	16.3	14.6	12.2	31.6	13.3	12.7	19.7	15.6	16.5	12.9	24.0	9.9	7.7	4.3	8.6
<i>Item 24450 Subject A04a</i>	<i>N</i> 2241	1039	1139	1527	259	457	543	795	446	1761	434	1071	494	213	387	45

DESCRIPTIVE RESULTS: 2003

247

QUESTIONNAIRE FORM 6 2003	TOTAL	SEX		RACE		REGION				COLLEGE PLANS?		ILLICIT DRUG USE: LIFETIME				
		M	F	White	Black	NE	NC	S	W	Yes	No	None	Mari- juana Only	Few Pills	More Pills	Any Her- oin
<i>N (Weighted No. of Cases):</i>	2565	1184	1257	1662	307	545	622	878	520	1919	490	1193	555	240	438	53
<i>% of Weighted Total:</i>	100.0	46.1	49.0	64.8	12.0	21.3	24.3	34.2	20.3	74.8	19.1	46.5	21.6	9.4	17.1	2.1
D17C: Try or use marijuana?																
1. Definitely will	10.3	14.1	6.7	10.9	10.2	12.9	10.6	8.7	10.2	9.4	14.7	2.4	11.5	11.0	27.6	28.6
2. Probably will	13.5	13.1	14.2	14.5	8.3	13.5	13.2	12.3	16.2	13.0	14.4	3.0	21.2	23.7	24.9	25.3
3. Don't know	12.0	12.5	12.1	13.5	8.1	12.8	15.1	9.2	12.6	11.9	13.0	5.4	18.1	15.9	18.9	15.7
4. Probably won't	11.2	10.8	11.8	12.0	6.1	12.8	13.0	9.3	10.9	11.8	9.6	9.7	14.6	15.7	10.1	7.0
5. Definitely won't	52.9	49.5	55.2	49.1	67.2	48.0	48.1	60.6	50.1	53.9	48.3	79.5	34.6	33.7	18.5	23.5
<i>Item 24460 Subject A04a</i>	<i>N</i> 2239	1038	1136	1526	257	458	543	795	443	1758	430	1067	491	213	387	48
D17D: Try or use "crack" cocaine?																
1. Definitely will	2.5	3.2	1.4	2.0	5.5	2.5	3.6	2.0	2.2	2.2	4.0	2.3	1.5	1.2	2.5	13.9
2. Probably will	0.8	1.0	0.7	1.1	-	0.7	0.1	1.2	1.3	0.4	2.0	0.2	0.2	-	1.8	14.0
3. Don't know	2.5	2.7	2.5	2.5	1.6	2.6	1.8	1.5	5.3	1.9	5.5	0.4	2.7	3.8	6.3	11.6
4. Probably won't	5.5	5.6	5.6	6.0	-	8.4	7.0	4.0	3.5	5.4	5.2	2.8	4.7	7.5	12.2	15.7
5. Definitely won't	88.6	87.4	89.7	88.4	92.9	85.8	87.5	91.3	87.7	90.1	83.3	94.3	90.9	87.5	77.3	44.8
<i>Item 24470 Subject A04a</i>	<i>N</i> 2240	1040	1135	1529	257	456	542	797	445	1755	433	1071	488	214	387	48
D17E: Try or use cocaine in powder form?																
1. Definitely will	2.7	3.4	1.6	2.3	6.0	2.6	3.9	2.5	1.9	2.3	4.4	2.3	1.7	1.2	2.8	18.4
2. Probably will	1.9	2.6	1.3	2.1	0.2	1.9	0.5	2.5	2.3	1.4	3.2	0.1	-	0.1	7.6	16.9
3. Don't know	3.3	4.1	2.7	3.7	1.1	4.3	3.6	1.5	5.3	2.9	5.0	0.6	2.7	4.5	10.0	13.4
4. Probably won't	5.6	5.6	5.8	5.7	1.2	6.5	6.9	4.4	5.0	5.4	5.6	2.6	5.2	8.2	12.2	12.3
5. Definitely won't	86.5	84.3	88.5	86.2	91.5	84.6	85.2	89.1	85.5	87.9	81.8	94.4	90.4	86.0	67.4	39.0
<i>Item 24480 Subject A04a</i>	<i>N</i> 2244	1042	1138	1530	259	458	542	798	446	1760	434	1071	492	215	387	48
D17F: Try or use any other illegal drugs?																
1. Definitely will	3.1	3.9	1.8	2.6	5.6	3.1	4.1	2.7	2.6	2.7	4.7	2.3	2.0	1.6	4.9	15.7
2. Probably will	4.6	4.8	4.7	5.5	0.7	5.4	3.2	4.3	6.3	4.1	7.1	0.4	2.1	3.9	17.9	20.4
3. Don't know	6.5	7.3	5.9	7.0	0.7	6.4	8.6	4.4	7.9	6.1	8.3	1.2	4.4	14.6	17.4	29.8
4. Probably won't	7.2	8.2	6.7	8.3	1.7	10.6	6.8	5.7	7.1	7.4	6.5	4.3	9.1	12.2	10.5	10.0
5. Definitely won't	78.5	75.7	80.9	76.7	91.3	74.4	77.4	82.9	76.0	79.7	73.4	91.8	82.5	67.8	49.3	24.1
<i>Item 24490 Subject A04a</i>	<i>N</i> 2241	1039	1138	1527	258	459	542	794	446	1760	432	1070	492	215	387	45
D18: How do you think your CLOSE FRIENDS feel (or would feel) about YOU doing each of the following things?																
D18A: Smoking cigarettes occasionally																
1. Don't disapprove	35.4	37.4	32.9	40.0	18.7	35.3	39.3	35.0	31.2	31.5	48.7	20.0	39.9	43.0	61.6	66.9
2. Disapprove	33.6	34.3	33.7	32.7	34.9	34.8	30.8	34.1	35.2	35.5	27.1	36.9	31.6	35.1	27.8	26.1
3. Strongly disapprove	31.0	28.3	33.4	27.3	46.4	29.9	29.9	30.9	33.7	33.0	24.2	43.1	28.4	21.9	10.5	7.0
<i>Item 30380 Subject A12b</i>	<i>N</i> 2208	1024	1118	1512	254	449	536	783	440	1733	430	1053	485	211	383	45
D18B: Smoking cigarettes every day																
1. Don't disapprove	24.5	28.1	20.5	27.7	12.5	21.1	29.0	26.1	19.9	20.1	41.4	12.9	26.6	26.4	46.8	56.9
2. Disapprove	30.0	29.2	31.3	30.1	28.5	38.1	26.3	29.5	27.2	30.7	26.7	29.7	28.4	37.2	30.6	22.3
3. Strongly disapprove	45.5	42.7	48.3	42.2	59.0	40.8	44.7	44.5	53.0	49.2	31.9	57.4	45.0	36.4	22.6	20.8
<i>Item 30390 Subject A12b</i>	<i>N</i> 2205	1023	1117	1509	255	449	535	784	438	1733	427	1051	485	211	383	45
D18C: Smoking one or more packs of cigarettes per day																
1. Don't disapprove	17.5	21.3	13.0	19.5	12.5	15.1	18.7	20.2	13.4	13.5	32.2	9.0	20.0	15.0	33.9	40.4
2. Disapprove	25.8	27.4	24.7	26.0	22.8	31.5	24.4	24.7	23.6	25.3	26.9	24.0	25.3	32.0	27.2	31.7
3. Strongly disapprove	56.8	51.3	62.2	54.5	64.7	53.4	56.9	55.1	63.0	61.2	40.9	67.0	54.8	53.0	38.9	27.9
<i>Item 11470 Subject A12b</i>	<i>N</i> 2202	1025	1112	1509	255	448	534	783	436	1728	428	1048	485	211	382	45
D18D: Using smokeless tobacco occasionally																
1. Don't disapprove	20.2	28.4	11.4	22.6	13.0	21.8	19.7	18.4	22.3	17.2	31.9	13.0	22.9	20.2	33.2	32.1
2. Disapprove	31.0	33.2	29.8	32.4	24.6	35.5	30.8	30.4	27.6	30.9	29.8	29.7	28.4	34.7	34.8	45.7
3. Strongly disapprove	48.8	38.5	58.8	45.0	62.4	42.6	49.5	51.2	50.1	51.9	38.3	57.2	48.7	45.1	32.0	22.2
<i>Item 30400 Subject A12b</i>	<i>N</i> 2196	1020	1111	1505	253	447	535	777	438	1728	422	1050	483	209	378	45

QUESTIONNAIRE FORM 6 2003	TOTAL	SEX		RACE		REGION				COLLEGE PLANS?		ILLICIT DRUG USE: LIFETIME				
		M	F	White	Black	NE	NC	S	W	Yes	No	None	Mari- juana Only	Few Pills	More Pills	Any Her- oin
<i>N (Weighted No. of Cases):</i>	2565	1184	1257	1662	307	545	622	878	520	1919	490	1193	555	240	438	53
<i>% of Weighted Total:</i>	100.0	46.1	49.0	64.8	12.0	21.3	24.3	34.2	20.3	74.8	19.1	46.5	21.6	9.4	17.1	2.1
D18E: Using smokeless tobacco every day																
1. Don't disapprove	16.5	23.4	8.7	18.1	11.5	16.2	16.9	16.4	16.6	13.1	29.9	10.2	19.2	12.8	28.6	27.9
2. Disapprove	27.7	28.6	27.6	29.2	22.5	35.0	26.9	26.2	23.9	27.4	27.7	24.8	27.2	33.1	32.7	42.4
3. Strongly disapprove	55.8	48.0	63.6	52.7	66.0	48.8	56.2	57.5	59.5	59.5	42.4	65.0	53.6	54.1	38.7	29.7
<i>Item 30410 Subject A12b</i>	<i>N 2186</i>	<i>1018</i>	<i>1105</i>	<i>1495</i>	<i>253</i>	<i>442</i>	<i>532</i>	<i>776</i>	<i>435</i>	<i>1719</i>	<i>422</i>	<i>1046</i>	<i>480</i>	<i>208</i>	<i>376</i>	<i>45</i>
D18F: Using smokeless tobacco several times per day																
1. Don't disapprove	14.4	20.4	7.5	15.5	11.2	13.6	14.4	15.2	13.8	11.0	27.9	9.0	15.7	12.1	25.7	28.5
2. Disapprove	25.8	28.4	23.9	26.9	21.9	31.0	25.1	24.3	24.3	25.2	27.9	23.0	26.2	30.1	29.6	40.4
3. Strongly disapprove	59.7	51.2	68.5	57.7	66.8	55.5	60.5	60.5	61.8	63.8	44.2	68.1	58.1	57.7	44.7	31.1
<i>Item 30420 Subject A12b</i>	<i>N 2177</i>	<i>1016</i>	<i>1097</i>	<i>1488</i>	<i>253</i>	<i>439</i>	<i>526</i>	<i>777</i>	<i>435</i>	<i>1714</i>	<i>417</i>	<i>1047</i>	<i>481</i>	<i>207</i>	<i>366</i>	<i>45</i>
D18G: Trying marijuana once or twice																
1. Don't disapprove	41.4	45.3	37.5	45.7	27.9	47.4	43.0	34.7	45.4	39.7	48.0	19.5	53.9	58.1	73.3	55.1
2. Disapprove	23.5	24.8	22.7	22.8	25.4	23.8	23.7	23.6	23.0	23.7	22.5	27.4	21.4	21.4	16.9	19.1
3. Strongly disapprove	35.0	29.9	39.8	31.4	46.7	28.8	33.3	41.7	31.6	36.6	29.6	53.1	24.7	20.5	9.8	25.8
<i>Item 11480 Subject A12b</i>	<i>N 2193</i>	<i>1021</i>	<i>1109</i>	<i>1501</i>	<i>251</i>	<i>444</i>	<i>533</i>	<i>780</i>	<i>437</i>	<i>1722</i>	<i>424</i>	<i>1044</i>	<i>484</i>	<i>208</i>	<i>381</i>	<i>45</i>
D18H: Smoking marijuana occasionally																
1. Don't disapprove	34.2	38.6	29.8	38.1	22.6	36.5	35.5	30.2	37.2	32.1	41.7	14.2	41.2	51.2	67.3	53.8
2. Disapprove	22.2	23.4	21.2	21.1	27.5	26.1	21.0	21.0	21.8	22.0	22.7	21.7	27.9	18.9	17.7	14.3
3. Strongly disapprove	43.6	38.0	49.1	40.8	49.9	37.4	43.5	48.8	41.0	45.9	35.6	64.1	30.8	29.9	14.9	31.8
<i>Item 11490 Subject A12b</i>	<i>N 2191</i>	<i>1017</i>	<i>1110</i>	<i>1499</i>	<i>252</i>	<i>445</i>	<i>529</i>	<i>781</i>	<i>437</i>	<i>1727</i>	<i>418</i>	<i>1047</i>	<i>484</i>	<i>210</i>	<i>375</i>	<i>44</i>
D18I: Smoking marijuana regularly																
1. Don't disapprove	21.4	25.7	16.7	23.1	17.7	21.5	23.3	21.1	19.4	17.3	36.9	7.7	21.8	27.2	49.2	55.1
2. Disapprove	25.3	28.0	23.0	25.9	23.5	28.7	23.2	22.7	29.2	25.5	23.4	20.7	32.4	30.6	27.1	13.3
3. Strongly disapprove	53.3	46.2	60.3	51.0	58.8	49.8	53.5	56.2	51.5	57.2	39.7	71.6	45.8	42.2	23.8	31.7
<i>Item 11500 Subject A12b</i>	<i>N 2190</i>	<i>1017</i>	<i>1109</i>	<i>1503</i>	<i>250</i>	<i>443</i>	<i>535</i>	<i>776</i>	<i>435</i>	<i>1721</i>	<i>423</i>	<i>1042</i>	<i>481</i>	<i>210</i>	<i>381</i>	<i>44</i>
D18J: Trying "crack" cocaine once or twice																
1. Don't disapprove	5.5	6.0	4.5	5.7	4.1	5.0	6.7	4.3	6.6	4.4	9.5	4.3	3.5	3.2	9.8	16.5
2. Disapprove	16.8	17.8	15.5	17.1	16.9	21.1	17.6	14.9	14.7	15.4	22.6	15.1	15.6	19.3	21.8	17.0
3. Strongly disapprove	77.8	76.2	80.0	77.2	79.0	74.0	75.7	80.8	78.7	80.2	67.9	80.6	80.9	77.6	68.4	66.5
<i>Item 23940 Subject A12b</i>	<i>N 2220</i>	<i>1032</i>	<i>1126</i>	<i>1521</i>	<i>255</i>	<i>451</i>	<i>537</i>	<i>793</i>	<i>439</i>	<i>1742</i>	<i>428</i>	<i>1064</i>	<i>492</i>	<i>213</i>	<i>379</i>	<i>46</i>
D18K: Taking "crack" cocaine occasionally																
1. Don't disapprove	4.4	5.2	3.3	4.3	3.7	4.1	5.3	4.3	3.7	3.1	9.8	3.5	3.1	1.0	7.6	17.3
2. Disapprove	14.4	15.2	13.2	14.5	16.6	19.0	14.6	12.6	12.5	13.3	18.5	13.7	12.2	13.8	19.8	10.4
3. Strongly disapprove	81.3	79.6	83.5	81.2	79.7	76.9	80.1	83.1	83.8	83.6	71.6	82.8	84.7	85.2	72.6	72.4
<i>Item 23950 Subject A12b</i>	<i>N 2218</i>	<i>1031</i>	<i>1126</i>	<i>1522</i>	<i>255</i>	<i>451</i>	<i>537</i>	<i>790</i>	<i>440</i>	<i>1739</i>	<i>428</i>	<i>1063</i>	<i>491</i>	<i>213</i>	<i>379</i>	<i>46</i>
D18L: Trying cocaine powder once or twice																
1. Don't disapprove	7.3	9.1	5.4	8.0	3.8	6.6	9.3	6.3	7.6	6.0	12.3	3.8	3.8	6.9	17.6	31.9
2. Disapprove	15.7	16.9	14.2	16.1	17.3	20.9	16.9	13.9	12.3	14.8	19.3	15.0	13.3	13.6	21.5	22.6
3. Strongly disapprove	76.9	74.0	80.4	75.9	78.9	72.5	73.8	79.9	80.1	79.3	68.4	81.2	82.9	79.6	60.9	45.5
<i>Item 23960 Subject A12b</i>	<i>N 2220</i>	<i>1036</i>	<i>1124</i>	<i>1523</i>	<i>255</i>	<i>451</i>	<i>537</i>	<i>792</i>	<i>439</i>	<i>1738</i>	<i>427</i>	<i>1062</i>	<i>492</i>	<i>211</i>	<i>379</i>	<i>50</i>
D18M: Taking cocaine powder occasionally																
1. Don't disapprove	5.9	7.7	4.0	6.2	3.7	6.2	7.1	5.2	5.3	4.7	11.4	3.8	3.2	2.7	13.4	26.6
2. Disapprove	14.5	15.5	13.2	14.8	17.5	18.8	15.9	11.9	13.0	13.7	17.7	13.1	11.8	13.2	22.3	19.4
3. Strongly disapprove	79.6	76.8	82.9	79.0	78.8	75.0	76.9	82.9	81.7	81.6	70.9	83.1	85.0	84.1	64.3	54.1
<i>Item 23970 Subject A12b</i>	<i>N 2210</i>	<i>1029</i>	<i>1119</i>	<i>1515</i>	<i>253</i>	<i>449</i>	<i>536</i>	<i>785</i>	<i>440</i>	<i>1732</i>	<i>427</i>	<i>1062</i>	<i>487</i>	<i>211</i>	<i>377</i>	<i>46</i>
D18N: Taking one or two drinks nearly every day																
1. Don't disapprove	27.4	33.3	21.7	31.3	16.3	30.0	27.1	25.3	29.1	25.2	36.6	18.9	28.1	28.9	47.8	39.5
2. Disapprove	31.7	31.5	32.3	33.3	27.4	34.4	32.3	30.3	30.5	32.4	28.8	28.8	36.7	33.4	32.6	36.4
3. Strongly disapprove	40.9	35.2	46.0	35.3	56.4	35.6	40.5	44.4	40.4	42.4	34.7	52.3	35.2	37.8	19.6	24.1
<i>Item 11530 Subject A12b</i>	<i>N 2210</i>	<i>1031</i>	<i>1117</i>	<i>1516</i>	<i>254</i>	<i>449</i>	<i>533</i>	<i>788</i>	<i>440</i>	<i>1732</i>	<i>428</i>	<i>1061</i>	<i>487</i>	<i>210</i>	<i>378</i>	<i>46</i>

DESCRIPTIVE RESULTS: 2003

249

QUESTIONNAIRE FORM 6 2003	TOTAL	SEX		RACE		REGION				COLLEGE PLANS?		ILLICIT DRUG USE: LIFETIME				
		M	F	White	Black	NE	NC	S	W	Yes	No	None	Mari- juana Only	Few Pills	More Pills	Any Her- oin
<i>N (Weighted No. of Cases):</i>	2565	1184	1257	1662	307	545	622	878	520	1919	490	1193	555	240	438	53
<i>% of Weighted Total:</i>	100.0	46.1	49.0	64.8	12.0	21.3	24.3	34.2	20.3	74.8	19.1	46.5	21.6	9.4	17.1	2.1
D18O: Taking four or five drinks nearly every day																
1. Don't disapprove	14.5	18.8	9.6	16.1	9.3	13.1	15.6	14.0	15.3	11.1	27.8	9.0	13.6	10.4	29.7	30.9
2. Disapprove	28.4	31.7	26.0	30.5	24.7	33.6	25.0	28.6	26.7	27.9	30.0	23.6	33.2	32.2	32.4	42.9
3. Strongly disapprove	57.2	49.4	64.4	53.4	66.0	53.3	59.3	57.4	58.0	60.9	42.2	67.4	53.2	57.4	37.9	26.2
<i>Item 11540 Subject A12b</i>	<i>N 2214</i>	<i>1033</i>	<i>1120</i>	<i>1518</i>	<i>253</i>	<i>447</i>	<i>535</i>	<i>792</i>	<i>440</i>	<i>1734</i>	<i>426</i>	<i>1062</i>	<i>488</i>	<i>211</i>	<i>377</i>	<i>49</i>
D18P: Having five or more drinks once or twice each weekend																
1. Don't disapprove	38.2	41.5	35.0	44.6	15.8	39.3	43.2	33.3	39.9	37.0	44.9	22.3	45.2	46.8	68.0	47.1
2. Disapprove	22.3	23.5	21.6	21.9	21.0	25.9	21.7	21.0	21.9	22.1	21.7	22.7	23.6	23.2	19.0	16.1
3. Strongly disapprove	39.5	35.0	43.4	33.5	63.2	34.8	35.1	45.7	38.3	40.9	33.4	55.0	31.2	30.1	12.9	36.8
<i>Item 11550 Subject A12b</i>	<i>N 2211</i>	<i>1029</i>	<i>1120</i>	<i>1519</i>	<i>253</i>	<i>445</i>	<i>537</i>	<i>790</i>	<i>438</i>	<i>1733</i>	<i>427</i>	<i>1058</i>	<i>491</i>	<i>211</i>	<i>378</i>	<i>46</i>
D18Q: Driving a car after having 1-2 drinks																
1. Don't disapprove	17.0	21.0	13.1	17.8	11.6	17.2	19.1	15.3	17.5	16.1	21.1	10.6	19.1	20.7	27.8	31.2
2. Disapprove	29.3	31.3	27.4	32.1	23.0	31.9	33.7	27.0	25.2	29.4	28.5	25.3	32.4	31.4	34.4	34.4
3. Strongly disapprove	53.7	47.6	59.5	50.1	65.4	50.9	47.2	57.7	57.3	54.5	50.4	64.1	48.5	47.9	37.8	34.4
<i>Item 11551 Subject A12b</i>	<i>N 2210</i>	<i>1031</i>	<i>1118</i>	<i>1513</i>	<i>253</i>	<i>450</i>	<i>531</i>	<i>789</i>	<i>440</i>	<i>1738</i>	<i>421</i>	<i>1064</i>	<i>491</i>	<i>210</i>	<i>372</i>	<i>46</i>
D18R: Driving a car after having 5 or more drinks																
1. Don't disapprove	4.6	6.8	2.1	4.1	5.2	3.9	6.0	3.6	5.2	3.0	10.9	2.7	4.7	1.8	7.8	19.6
2. Disapprove	15.6	18.1	13.0	16.6	14.4	19.5	17.0	14.4	11.9	15.4	16.4	12.5	18.4	14.9	20.9	19.2
3. Strongly disapprove	79.9	75.1	84.9	79.3	80.4	76.6	76.9	82.0	82.9	81.6	72.7	84.8	77.0	83.2	71.2	61.2
<i>Item 11552 Subject A12b</i>	<i>N 2212</i>	<i>1027</i>	<i>1124</i>	<i>1517</i>	<i>252</i>	<i>448</i>	<i>537</i>	<i>789</i>	<i>438</i>	<i>1734</i>	<i>428</i>	<i>1060</i>	<i>491</i>	<i>210</i>	<i>378</i>	<i>46</i>
D19: How many of your friends would you estimate . . .																
D19A: Smoke cigarettes?																
1. None	19.6	17.1	21.9	16.1	36.2	19.2	17.1	20.6	21.2	21.3	14.1	29.4	13.7	13.1	4.9	8.4
2. A few	37.3	39.0	36.7	37.0	33.1	38.2	35.3	35.0	43.1	37.7	36.8	43.3	35.9	36.7	26.4	12.4
3. Some	26.7	28.3	24.4	28.1	20.8	26.0	30.0	25.8	24.9	27.3	24.4	21.3	32.0	31.3	32.3	21.6
4. Most	14.4	13.7	15.2	17.1	6.8	15.5	16.2	14.8	10.1	12.5	21.3	5.9	16.6	17.3	30.6	41.9
5. All	2.0	1.9	1.9	1.6	3.1	1.0	1.5	3.7	0.7	1.2	3.4	0.2	1.8	1.6	5.8	15.7
<i>Item 7070 Subject A02a</i>	<i>N 2231</i>	<i>1038</i>	<i>1129</i>	<i>1522</i>	<i>258</i>	<i>454</i>	<i>538</i>	<i>796</i>	<i>442</i>	<i>1746</i>	<i>432</i>	<i>1073</i>	<i>491</i>	<i>212</i>	<i>382</i>	<i>45</i>
D19B: Smoke marijuana or hashish?																
1. None	25.1	21.0	28.3	22.2	31.8	19.9	23.5	29.9	23.6	26.3	20.6	42.8	8.2	14.8	5.3	8.2
2. A few	30.0	31.0	29.8	30.8	26.8	31.3	29.8	29.8	29.3	30.3	30.7	34.8	32.7	27.1	15.5	15.0
3. Some	26.1	26.2	25.8	27.2	21.7	24.4	29.0	24.4	27.7	26.4	23.8	17.1	38.4	29.4	35.3	22.0
4. Most	15.5	17.7	13.9	17.0	14.1	20.3	13.9	12.8	17.6	14.2	20.4	4.7	17.0	23.5	36.1	42.6
5. All	3.2	4.1	2.3	2.9	5.5	4.1	3.8	3.1	1.9	2.7	4.6	0.7	3.7	5.1	7.9	12.2
<i>Item 7080 Subject A02a</i>	<i>N 2227</i>	<i>1038</i>	<i>1126</i>	<i>1521</i>	<i>257</i>	<i>454</i>	<i>537</i>	<i>792</i>	<i>444</i>	<i>1742</i>	<i>432</i>	<i>1073</i>	<i>488</i>	<i>212</i>	<i>382</i>	<i>45</i>
D19C: Take "crack" cocaine?																
1. None	80.6	80.4	81.5	79.5	88.0	83.1	78.4	82.4	77.4	82.9	72.0	86.3	82.0	78.2	71.8	31.2
2. A few	14.1	14.0	13.7	15.8	5.7	10.7	17.2	12.3	17.3	12.7	19.8	10.7	13.8	16.2	18.5	37.3
3. Some	3.5	3.4	3.3	3.2	3.7	4.1	2.8	3.2	4.1	3.2	4.8	2.2	2.1	5.3	6.9	12.1
4. Most	0.8	1.0	0.6	0.7	1.4	1.3	0.4	0.8	0.6	0.4	2.2	0.3	0.6	0.3	1.5	7.7
5. All	1.1	1.2	0.9	0.9	1.1	0.9	1.3	1.3	0.6	0.8	1.1	0.5	1.4	-	1.2	11.7
<i>Item 7151 Subject A02a</i>	<i>N 2223</i>	<i>1037</i>	<i>1123</i>	<i>1518</i>	<i>258</i>	<i>449</i>	<i>534</i>	<i>798</i>	<i>442</i>	<i>1737</i>	<i>431</i>	<i>1069</i>	<i>487</i>	<i>211</i>	<i>380</i>	<i>48</i>
D19D: Take cocaine in powder form?																
1. None	76.8	75.0	79.2	75.4	86.3	77.8	76.2	78.5	73.7	79.0	69.1	88.3	81.6	73.5	48.6	23.1
2. A few	16.7	18.1	14.8	18.4	6.5	14.7	17.9	14.5	21.4	15.2	22.7	8.7	14.1	21.3	35.2	44.4
3. Some	4.5	4.6	4.4	4.3	5.3	4.9	3.9	5.3	3.6	4.1	5.9	2.1	2.3	4.6	12.9	16.3
4. Most	1.0	1.2	0.8	1.0	1.4	1.4	0.7	1.1	0.7	0.7	1.7	0.4	0.5	0.7	2.1	11.5
5. All	0.9	1.0	0.8	0.9	0.5	1.3	1.3	0.7	0.6	1.0	0.6	0.5	1.6	-	1.2	4.8
<i>Item 23990 Subject A02a</i>	<i>N 2218</i>	<i>1035</i>	<i>1120</i>	<i>1516</i>	<i>256</i>	<i>450</i>	<i>536</i>	<i>790</i>	<i>442</i>	<i>1735</i>	<i>431</i>	<i>1066</i>	<i>488</i>	<i>211</i>	<i>381</i>	<i>45</i>

MONITORING THE FUTURE

QUESTIONNAIRE FORM 6 2003	TOTAL	SEX		RACE		REGION				COLLEGE PLANS?		ILLICIT DRUG USE: LIFETIME					
		M	F	White	Black	NE	NC	S	W	Yes	No	None	Mari- juana Only	Few Pills	More Pills	Any Her- oin	
<i>N (Weighted No. of Cases):</i>	2565	1184	1257	1662	307	545	622	878	520	1919	490	1193	555	240	438	53	
<i>% of Weighted Total:</i>	100.0	46.1	49.0	64.8	12.0	21.3	24.3	34.2	20.3	74.8	19.1	46.5	21.6	9.4	17.1	2.1	
D19E: Use inhalants (sniff glue, aerosols, laughing gas, etc.)?																	
1. None	82.0	81.6	82.8	81.4	84.3	83.2	82.0	82.1	80.5	83.7	75.9	87.5	84.5	80.5	69.8	46.0	
2. A few	12.6	12.2	12.8	13.6	7.7	11.9	11.4	12.3	15.6	12.1	14.4	9.9	9.8	13.5	21.7	16.6	
3. Some	3.9	4.2	3.3	3.7	6.0	3.3	4.9	4.2	2.6	2.8	8.0	1.8	3.6	5.7	5.8	30.8	
4. Most	0.6	1.0	0.3	0.7	0.9	1.2	0.3	0.4	0.8	0.4	1.1	0.3	0.6	0.3	1.4	2.8	
5. All	0.9	1.0	0.8	0.7	1.1	0.4	1.6	0.9	0.6	0.9	0.7	0.5	1.5	-	1.3	3.9	
<i>Item 7180 Subject A02a</i>	<i>N</i>	<i>2227</i>	<i>1042</i>	<i>1122</i>	<i>1521</i>	<i>258</i>	<i>451</i>	<i>535</i>	<i>797</i>	<i>443</i>	<i>1740</i>	<i>431</i>	<i>1073</i>	<i>487</i>	<i>211</i>	<i>380</i>	<i>48</i>
D19F: Take MDMA (ecstasy)?																	
1. None	65.8	65.1	66.2	64.5	74.3	62.6	66.0	68.4	64.2	68.1	57.3	80.7	65.6	58.1	34.0	17.6	
2. A few	23.0	21.3	24.7	24.8	13.7	23.9	22.4	20.8	26.7	22.6	24.3	15.0	25.6	30.9	37.2	24.7	
3. Some	8.5	10.4	6.9	8.0	9.9	10.7	9.2	7.8	6.8	7.1	14.4	3.5	7.3	10.7	20.8	32.3	
4. Most	1.5	1.9	1.1	1.5	0.6	1.6	0.9	1.9	1.4	1.0	3.1	0.3	-	0.3	5.0	23.0	
5. All	1.2	1.3	1.1	1.1	1.5	1.2	1.4	1.2	0.9	1.1	0.8	0.5	1.6	-	3.0	2.4	
<i>Item 23020 Subject A02a</i>	<i>N</i>	<i>2222</i>	<i>1036</i>	<i>1123</i>	<i>1517</i>	<i>258</i>	<i>451</i>	<i>536</i>	<i>792</i>	<i>444</i>	<i>1740</i>	<i>430</i>	<i>1071</i>	<i>487</i>	<i>210</i>	<i>380</i>	<i>45</i>
D19G: Take crystal meth ("ice")?																	
1. None	83.8	82.3	85.4	83.7	86.2	87.5	84.2	83.6	79.9	86.3	74.4	90.6	87.9	83.4	66.9	32.6	
2. A few	9.9	10.0	9.9	10.3	7.2	8.2	7.6	9.6	15.2	8.9	14.7	6.7	8.2	11.8	17.2	27.3	
3. Some	4.4	5.9	3.0	4.5	4.8	2.7	6.6	4.3	3.8	3.4	8.5	1.8	1.6	4.1	13.1	26.7	
4. Most	1.1	1.1	1.0	0.9	1.3	1.4	0.3	1.4	1.0	0.7	2.3	0.3	1.2	0.7	2.0	12.0	
5. All	0.7	0.7	0.6	0.6	0.5	0.2	1.3	1.0	0.1	0.8	0.2	0.5	1.2	-	0.8	1.3	
<i>Item 24500 Subject A02a</i>	<i>N</i>	<i>2224</i>	<i>1037</i>	<i>1125</i>	<i>1519</i>	<i>258</i>	<i>452</i>	<i>537</i>	<i>793</i>	<i>442</i>	<i>1743</i>	<i>430</i>	<i>1071</i>	<i>488</i>	<i>211</i>	<i>382</i>	<i>45</i>
D19H: Take steroids?																	
1. None	78.9	74.8	83.2	77.6	82.8	76.7	79.8	79.9	78.4	80.4	73.3	82.8	77.5	79.3	72.0	65.6	
2. A few	15.7	17.6	13.8	17.5	7.9	17.9	14.5	14.7	16.6	14.4	20.9	13.2	14.4	18.6	21.1	22.2	
3. Some	3.9	5.6	2.1	3.5	7.2	4.0	3.8	3.6	4.4	4.0	3.4	3.0	5.8	1.5	5.1	6.0	
4. Most	0.7	1.1	0.1	0.6	0.9	0.5	1.0	0.8	0.1	0.4	1.5	0.7	0.3	0.7	0.9	1.4	
5. All	0.9	0.9	0.8	0.7	1.1	0.9	1.0	0.9	0.6	0.8	0.9	0.3	2.0	-	0.9	4.8	
<i>Item 23030 Subject A02a</i>	<i>N</i>	<i>2219</i>	<i>1033</i>	<i>1123</i>	<i>1519</i>	<i>256</i>	<i>450</i>	<i>536</i>	<i>790</i>	<i>442</i>	<i>1736</i>	<i>430</i>	<i>1067</i>	<i>486</i>	<i>211</i>	<i>382</i>	<i>45</i>
Lately there has been some attention paid to certain drugs.																	
D20: During the LAST 12 MONTHS, on how many occasions (if any) have you . . .																	
D20A: . . . taken GHB ("liquid G," "grievous bodily harm")																	
1. 0 occasions	98.9	98.4	99.3	99.0	98.9	98.7	99.0	98.6	99.4	99.2	98.1	100.0	100.0	99.4	96.7	75.6	
2. 1-2	0.3	0.4	0.1	0.2	0.3	0.3	0.6	0.1	*	0.3	0.2	-	-	-	1.1	3.8	
3. 3-5	0.3	0.2	0.4	0.3	-	0.3	0.2	0.5	-	0.3	0.5	-	-	0.6	0.6	6.4	
4. 6-9	0.3	0.5	0.1	0.3	0.7	0.2	-	0.5	0.5	0.1	0.8	-	-	-	1.2	6.4	
5. 10-19	0.1	0.1	-	0.1	-	0.1	0.1	-	-	-	0.3	-	-	-	0.2	1.5	
6. 20-39	-	-	-	-	-	-	-	-	-	-	-	-	-	-	-	-	
7. 40 or more	0.2	0.3	-	0.2	-	0.4	-	0.3	0.1	0.2	0.1	-	-	-	0.2	6.2	
<i>Item 31050 Subject A01b</i>	<i>N</i>	<i>2195</i>	<i>1017</i>	<i>1115</i>	<i>1504</i>	<i>251</i>	<i>444</i>	<i>536</i>	<i>778</i>	<i>437</i>	<i>1727</i>	<i>419</i>	<i>1063</i>	<i>478</i>	<i>211</i>	<i>376</i>	<i>43</i>
D20B: . . . taken ketamine ("special K," "super K")																	
1. 0 occasions	98.5	98.4	98.6	98.3	99.9	98.3	98.0	98.7	98.8	99.0	96.8	100.0	100.0	99.0	94.2	78.9	
2. 1-2	0.8	0.5	1.0	0.9	-	0.4	1.5	0.3	0.9	0.5	1.7	-	-	-	4.0	3.6	
3. 3-5	0.2	0.2	0.2	0.2	-	-	0.4	0.2	0.1	0.1	0.6	-	-	0.4	0.4	3.5	
4. 6-9	0.3	0.4	0.2	0.2	-	0.8	-	0.3	0.1	0.2	0.7	-	-	0.6	0.5	7.6	
5. 10-19	0.1	0.2	0.1	0.2	0.1	0.3	-	0.2	-	0.1	-	-	-	-	0.7	0.5	
6. 20-39	*	0.1	-	-	-	-	0.1	-	-	*	-	-	-	-	-	1.8	
7. 40 or more	0.1	0.2	-	0.1	-	0.2	-	0.3	0.1	0.1	0.1	-	-	-	0.2	4.1	
<i>Item 31060 Subject A01b</i>	<i>N</i>	<i>2191</i>	<i>1013</i>	<i>1115</i>	<i>1502</i>	<i>251</i>	<i>445</i>	<i>536</i>	<i>777</i>	<i>433</i>	<i>1725</i>	<i>419</i>	<i>1059</i>	<i>479</i>	<i>211</i>	<i>375</i>	<i>44</i>

* = less than .05 percent.

DESCRIPTIVE RESULTS: 2003

251

QUESTIONNAIRE FORM 6 2003	TOTAL	SEX		RACE		REGION				COLLEGE PLANS?		ILLICIT DRUG USE: LIFETIME				
		M	F	White	Black	NE	NC	S	W	Yes	No	None	Mari- juana Only	Few Pills	More Pills	Any Her- oin
<i>N (Weighted No. of Cases):</i>	2565	1184	1257	1662	307	545	622	878	520	1919	490	1193	555	240	438	53
<i>% of Weighted Total:</i>	100.0	46.1	49.0	64.8	12.0	21.3	24.3	34.2	20.3	74.8	19.1	46.5	21.6	9.4	17.1	2.1
D20C: . . . smoked bidis (or beedies) which are small brown cigarettes from India																
1. 0 occasions	95.8	93.9	97.6	95.3	95.6	94.0	98.4	95.6	94.8	96.8	93.5	99.7	94.8	95.1	89.8	69.0
2. 1-2	2.0	2.7	1.5	2.5	2.1	2.6	0.5	2.0	3.3	1.5	3.4	0.3	1.9	2.7	5.9	9.3
3. 3-5	0.9	1.2	0.6	1.0	0.2	1.0	0.6	1.0	1.0	0.6	1.4	-	0.9	2.1	1.6	10.1
4. 6-9	0.4	0.6	0.2	0.4	1.0	1.0	0.1	0.4	0.1	0.2	1.0	-	0.8	-	0.8	2.7
5. 10-19	0.4	0.9	0.1	0.5	-	1.3	-	0.3	0.3	0.4	0.6	-	1.2	0.2	0.3	5.0
6. 20-39	0.2	0.4	-	0.1	1.1	-	-	0.4	0.5	0.2	0.1	-	-	-	1.3	0.8
7. 40 or more	0.2	0.3	0.1	0.3	-	0.2	0.3	0.3	-	0.2	-	-	0.4	-	0.2	3.1
<i>Item 31070 Subject A01b</i>	<i>N</i> 2195	1015	1117	1504	253	445	535	777	437	1724	420	1060	478	209	377	47
D20D: . . . smoked kreteks (clove cigarettes)																
1. 0 occasions	93.4	92.0	94.7	92.0	97.8	91.6	95.0	94.6	91.3	94.3	90.9	99.3	93.1	89.8	83.3	59.2
2. 1-2	3.2	4.0	2.6	4.2	0.4	3.6	3.6	1.9	4.8	2.6	5.5	0.4	4.9	4.1	7.1	17.6
3. 3-5	1.4	1.5	1.3	1.7	1.1	2.0	0.6	1.3	2.1	1.3	2.0	0.1	1.0	1.9	4.9	6.3
4. 6-9	0.7	1.0	0.4	0.7	0.7	1.0	0.1	0.5	1.4	0.6	0.6	0.1	0.6	1.6	1.3	6.2
5. 10-19	0.4	0.5	0.4	0.6	-	0.7	0.2	0.5	0.4	0.6	-	-	0.3	1.3	1.2	2.7
6. 20-39	0.3	0.5	0.2	0.3	-	0.6	0.3	0.4	-	0.4	0.2	0.1	-	0.6	1.0	3.9
7. 40 or more	0.5	0.5	0.3	0.5	-	0.5	0.1	0.9	0.1	0.3	0.8	-	0.1	0.7	1.2	4.1
<i>Item 31150 Subject A01b</i>	<i>N</i> 2195	1018	1114	1503	252	446	535	777	437	1728	419	1063	477	211	378	44
D20E: . . . taken "andro" (androstenedione, non-prescription steroid)																
1. 0 occasions	96.8	94.2	99.8	96.8	97.6	97.0	97.0	97.0	96.2	97.5	95.5	99.8	94.8	96.8	94.6	73.5
2. 1-2	1.1	1.9	0.1	0.8	1.1	0.7	2.0	0.8	0.8	0.9	1.9	-	2.7	0.5	1.3	6.9
3. 3-5	0.8	1.4	0.1	1.1	0.3	0.4	0.4	1.5	0.6	0.4	2.1	0.1	0.9	0.6	2.2	8.4
4. 6-9	0.3	0.7	-	0.3	0.3	1.1	0.2	0.1	0.2	0.3	0.4	0.1	0.9	-	0.1	4.1
5. 10-19	0.3	0.6	-	0.4	-	0.2	0.2	0.2	0.7	0.3	-	-	-	0.7	1.1	2.0
6. 20-39	0.4	0.9	-	0.4	0.7	0.4	-	0.1	1.3	0.5	0.2	0.1	0.6	1.1	0.6	0.8
7. 40 or more	0.3	0.4	-	0.2	-	0.2	0.1	0.4	0.3	0.2	-	-	0.1	0.3	0.2	4.3
<i>Item 31160 Subject A01b</i>	<i>N</i> 2196	1017	1117	1504	253	443	534	782	437	1725	421	1059	479	211	376	47
D20F: . . . taken creatine (amino acid used to build muscle)																
1. 0 occasions	90.3	81.9	98.5	89.3	94.2	90.2	89.8	90.9	89.9	91.2	87.3	96.6	89.2	87.6	79.7	59.2
2. 1-2	2.5	4.2	0.9	2.8	3.1	3.3	2.9	2.2	1.6	2.3	3.2	1.1	2.1	1.8	5.1	20.3
3. 3-5	1.6	2.3	0.3	1.6	0.3	1.3	1.1	1.4	2.9	1.3	2.8	0.5	2.2	1.3	3.5	3.6
4. 6-9	1.6	3.2	0.1	1.5	2.2	1.6	1.6	1.5	1.5	1.6	1.5	0.1	3.2	3.4	2.1	5.4
5. 10-19	1.2	2.5	-	1.5	-	1.0	1.2	1.2	1.4	1.1	1.5	0.5	1.1	2.6	2.6	0.8
6. 20-39	1.8	3.7	0.1	2.2	0.3	1.8	2.7	1.1	1.9	1.6	2.1	0.9	1.4	2.3	4.3	1.8
7. 40 or more	1.0	2.1	-	1.1	-	0.8	0.6	1.6	0.8	0.8	1.5	0.2	0.7	1.1	2.7	8.8
<i>Item 31170 Subject A01b</i>	<i>N</i> 2196	1019	1114	1500	255	445	535	779	436	1727	421	1063	479	211	377	43
D20G: . . . taken ritalin (without a doctor's orders)																
1. 0 occasions	96.3	94.5	97.9	95.9	98.7	96.1	97.1	96.1	95.8	96.8	95.4	100.0	100.0	97.8	82.7	77.5
2. 1-2	1.4	2.3	0.6	1.3	0.2	1.0	1.3	1.9	0.8	1.2	2.1	-	-	1.3	6.4	7.2
3. 3-5	1.1	1.5	0.8	1.2	1.0	1.8	0.5	0.6	2.0	1.1	1.0	-	-	0.3	5.5	7.6
4. 6-9	0.6	0.8	0.4	0.8	-	0.7	0.8	0.1	1.0	0.5	1.1	-	-	0.6	2.9	1.0
5. 10-19	0.2	0.1	0.3	0.3	-	0.1	0.1	0.4	0.2	0.2	-	-	-	-	1.3	-
6. 20-39	*	-	0.1	*	-	-	-	-	0.2	-	0.2	-	-	-	0.2	-
7. 40 or more	0.4	0.7	-	0.4	-	0.3	0.1	0.9	0.1	0.3	0.2	-	-	-	1.1	6.7
<i>Item 31180 Subject A01b</i>	<i>N</i> 2196	1019	1114	1501	255	443	536	781	436	1724	421	1063	479	210	376	45
D20H: . . . taken OxyContin (without a doctor's orders)																
1. 0 occasions	96.0	94.3	97.7	95.6	98.4	96.7	96.5	95.4	96.0	97.3	92.3	100.0	100.0	97.1	85.1	49.5
2. 1-2	0.9	1.0	0.9	1.2	-	0.5	0.4	1.7	0.8	0.7	1.7	-	-	1.1	3.7	10.2
3. 3-5	1.5	2.5	0.8	1.9	-	1.4	2.6	1.3	0.9	0.8	3.5	-	-	1.2	5.2	24.6
4. 6-9	0.4	0.8	0.1	0.5	0.6	0.1	-	0.6	1.0	0.4	0.8	-	-	-	1.7	6.5
5. 10-19	0.4	0.4	0.3	0.3	0.3	0.6	0.4	0.2	0.4	0.3	0.6	-	-	0.6	1.7	1.7
6. 20-39	0.4	0.8	0.1	0.4	0.7	0.3	0.1	0.5	0.8	0.3	0.8	-	-	-	2.4	1.1
7. 40 or more	0.2	0.3	*	0.2	-	0.4	-	0.4	0.1	0.2	0.2	-	-	-	0.2	6.4
<i>Item 31310 Subject A01b</i>	<i>N</i> 2194	1019	1112	1501	255	441	536	781	436	1723	422	1060	479	210	375	46

*=less than .05 percent.

QUESTIONNAIRE FORM 6 2003	TOTAL	SEX		RACE		REGION				COLLEGE PLANS?		ILLICIT DRUG USE: LIFETIME				
		M	F	White	Black	NE	NC	S	W	Yes	No	None	Mari- juana Only	Few Pills	More Pills	Any Her- oin
<i>N (Weighted No. of Cases):</i>	2565	1184	1257	1662	307	545	622	878	520	1919	490	1193	555	240	438	53
<i>% of Weighted Total:</i>	100.0	46.1	49.0	64.8	12.0	21.3	24.3	34.2	20.3	74.8	19.1	46.5	21.6	9.4	17.1	2.1
D20I: . . . taken Vicodin (without a doctor's orders)																
1. 0 occasions	90.8	88.4	93.2	89.6	96.7	94.0	88.9	93.2	85.5	91.9	87.9	100.0	100.0	87.9	59.3	51.8
2. 1-2	3.2	3.7	2.8	3.6	0.7	2.4	3.2	2.5	5.2	3.4	2.5	-	-	9.7	11.8	11.1
3. 3-5	2.4	2.7	1.9	2.6	1.2	1.9	2.7	1.5	4.0	1.9	2.9	-	-	1.2	12.3	7.5
4. 6-9	1.8	2.7	1.0	1.9	1.4	0.9	2.3	1.3	3.2	1.2	3.9	-	-	0.6	9.2	8.0
5. 10-19	1.0	1.6	0.3	1.3	-	0.3	2.0	0.3	1.7	0.6	2.3	-	-	0.7	3.7	14.6
6. 20-39	0.4	0.4	0.4	0.5	-	-	0.9	0.2	0.5	0.4	0.5	-	-	-	1.9	3.6
7. 40 or more	0.5	0.5	0.3	0.6	-	0.5	-	1.0	-	0.5	-	-	-	-	1.9	3.3
<i>Item 31320 Subject A01b</i>	<i>N</i> 2192	1015	1115	1498	255	445	536	778	433	1724	420	1062	477	210	376	43
D20J: . . . taken Rohypnol ("rookies," "roofies")																
1. 0 occasions	98.7	97.7	99.7	98.9	98.9	99.1	98.8	98.5	98.4	99.2	97.6	100.0	100.0	100.0	95.7	75.3
2. 1-2	0.4	0.6	0.3	0.5	-	0.4	0.5	0.5	0.5	0.2	1.2	-	-	-	1.4	10.8
3. 3-5	0.4	0.7	*	0.3	0.3	0.2	0.6	0.2	0.5	0.2	1.0	-	-	-	1.2	7.2
4. 6-9	0.2	0.4	-	0.1	0.7	-	-	0.2	0.4	0.1	-	-	-	-	1.0	-
5. 10-19	0.1	0.1	-	-	-	0.1	0.1	-	-	*	0.2	-	-	-	-	3.3
6. 20-39	0.1	0.2	-	-	-	-	-	0.2	0.1	0.1	0.1	-	-	-	0.5	-
7. 40 or more	0.2	0.2	-	0.1	-	0.2	-	0.4	-	0.1	-	-	-	-	0.2	3.3
<i>Item 29785 Subject A01b</i>	<i>N</i> 2180	1012	1106	1490	252	439	532	776	433	1716	417	1062	468	209	374	43
D20K: . . . drunk flavored alcoholic beverages, sometimes called "alcopops" (like Mike's Hard Lemonade, Skyy Blue, Smirnoff Ice, Zima)? (Do not include regular liquor, beer, wine, or wine coolers.)																
1. 0 occasions	44.4	48.9	39.4	38.3	64.3	43.6	41.0	46.2	46.4	45.4	40.3	63.8	31.4	25.9	19.4	16.2
2. 1-2	15.3	14.4	16.5	16.7	13.9	18.1	16.3	13.9	13.7	15.0	17.7	16.9	18.0	15.0	9.4	5.4
3. 3-5	12.4	11.6	13.6	13.2	9.9	14.4	10.7	13.2	11.1	12.9	10.6	8.5	17.0	23.8	12.1	11.0
4. 6-9	9.4	7.7	10.9	11.1	2.3	8.5	10.8	9.0	9.1	8.9	11.0	4.4	12.9	11.2	16.4	16.3
5. 10-19	8.2	7.5	9.2	9.4	4.4	7.7	9.5	8.1	7.1	8.4	6.9	4.0	9.3	10.7	17.4	6.5
6. 20-39	4.7	3.1	6.1	5.2	1.8	3.9	5.2	4.9	4.6	4.5	5.0	1.3	6.7	7.6	9.2	13.4
7. 40 or more	5.6	6.9	4.2	6.1	3.4	3.8	6.6	4.7	8.0	4.8	8.4	1.1	4.7	5.9	16.2	31.1
<i>Item 31350 Subject A01b</i>	<i>N</i> 2180	1006	1111	1497	247	442	534	771	433	1714	420	1053	477	208	376	43

Cross-Time Index of Questionnaire Items, 1976–2003

Introduction to the Indexing Conventions

Beginning with the 1982 volume, the cross-time index of question locations is organized first by subject area (see Table 4 for a complete listing). Within each subject area, questions are listed in numerical sequence according to item reference number, which is the unique numerical identifier assigned to each question in the study.

The Question Index may be used in two major ways:

1. **Locating a Question across Years.** Having located a question of interest in the Descriptive Results section, the reader may determine in what other years that same question has appeared by simply looking it up by subject area and item reference number. The index will show all years in which that item has appeared and also its location each year (by questionnaire form, section, and item number). All items will retain their unique reference numbers in future years as well and, thus, may be located in exactly the same way in subsequent volumes in this series. The 1975 index entries are not included in this volume but may be found in any volume prior to the 1997 volume.

Example: A reader interested in a particular item about the nation finding technological solutions to problems would note that it has been classified under subject area I01 ("Expectations concerning societal change") and that it has been assigned item reference number 10940. The index entry for item 10940 shows that this item has appeared in Section D of questionnaire Form 4 in all annual surveys in the series. Its question number was D03c in 1976–81 and D10c thereafter.

2. **Locating Questions by Subject Area.** Given an interest in some particular subject area, one can quickly scan the index to locate all questions dealing with that area. Table 4 lists all the subject areas into which items are classified, along with the alphanumeric code assigned to each area.

Example: A reader interested in items dealing with religion should first locate the relevant code in Table 4: Code G, "Religion." The second step is to scan that section of the item index, noting for every item its item reference number and page location in this volume. The reader may or may not find the abbreviated description of the item (given in the third column of the index and further described below) helpful in deciding whether to look up a particular item in the Descriptive Results section. Some of these descriptions are rather clear as to their meaning, but others are less so.

Definitions of Column Headings

The definitions of column headings, and the conventions used for the entries in each column, are given below under the number indicated in the following key.

① **Item Reference Number.** A unique identification number is assigned to each question for the duration of this research and reporting series. It appears below that question in the Descriptive Results section, as well as in this index and the indices of all other volumes in this series.

② **Page Location.** The second column of the Question Index gives the page number of the present volume on which a verbatim statement of the question may be found along with this year's descriptive results. For drug use questions

appearing in the combined Forms 1–6 section, the page number given for the Form 1 question is the location of the question in Form 1 only. The page number given for the Form 2–6 question is the location of the question in the combined Forms 1–6 section. Table 3 in the Introduction to this volume lists all drug use questions by the form(s) in which they appear.

③ **Item Description (Abbreviated).** This is a brief mnemonic description—up to 16 characters in length—that attempts to characterize the content of the question. Originally developed for question identification on OSIRIS computer files, it may in many cases allow one to determine the relevance of the question to one's own interest and thus reduce the number of irrelevant questions that must be looked up in the Descriptive Results section.

④ **Questionnaire Location by Year.** An entry is provided for every year in which an item appeared in one of the study's questionnaire forms. The six (or fewer) characters constituting the entry indicate the form in which the question appeared, the section of that form, and the question number. Take as an example the questionnaire

location 1A004A. This location code indicates that the question appeared in Form 1, Section A and was labeled as question 4a.

Form
Section
Question number
Subpart of question, if any

1A004A

Occasionally an entry will be followed by an asterisk (*). This indicates that there was a change (usually minor) in the wording of the question and/or the answer alternatives in that year.

⑤ **Subject Area.** Table 4 shows the subject content areas that have been distinguished here and gives the alphanumeric code assigned to each of them. Every question item in the index has been classified into (and listed under) one or more of the subject areas, and the index (beginning with the 1982 volume) has been organized by subject area.

Diagram showing four numbered points (1, 2, 3, 4) with vertical lines extending downwards from each point.

Item Refer- ence Number	Page Loc. in this Volume	ITEM DESCRIPTION (ABBREVIATED)	QUESTIONNAIRE LOCATION BY YEAR (FORM, SECTION, AND QUESTION NUMBER)											
			1976	1977	1978	1979	1980	1981	1982	1983	1984	1985	1986	1987
5 A01a: DRUGS. Number of uses in lifetime														
00760	44	EVR SMK CIG.REG	1B001	1B001	1B001	1B001	1B001	1B001	1B001	1B001	1B001	1B001	1B001	1B001
00760	24	EVR SMK CIG.REGL	2B01	2B01	2B01	2B01	2B01	2B01	2B01	2B01	2B01	2B01	2B01	2B01
00760	24	EVR SMK CIG.REGL	3B01	3B01	3B01	3B01	3B01	3B01	3B01	3B01	3B01	3B01	3B01	3B01
00760	24	EVR SMK CIG.REGL	4B01	4B01	4B01	4B01	4B01	4B01	4B01	4B01	4B01	4B01	4B01	4B01
00760	24	EVR SMK CIG.REGL	5B01	5B01	5B01	5B01	5B01	5B01	5B01	5B01	5B01	5B01	5B01	5B01
00760	24	EVR SMK CIG.REGL												
00790	24	EVER DRINK	2B03	2B03	2B03	2B03	2B03	2B03	2B03	2B03	2B03	2B03	2B03	2B03
00790	24	EVER DRINK	3B03	3B03	3B03	3B03	3B03	3B03	3B03	3B03	3B03	3B03	3B03	3B03
00790	24	EVER DRINK	4B03	4B03	4B03	4B03	4B03	4B03	4B03	4B03	4B03	4B03	4B03	4B03
00790	24	EVER DRINK	5B03	5B03	5B03	5B03	5B03	5B03	5B03	5B03	5B03	5B03	5B03	5B03
00790	24	EVER DRINK												
00810	46	#X DRNK/LIFETIM	1B007A	1B007A	1B007A	1B007A	1B007A	1B007A	1B007A	1B007A	1B007A	1B007A	1B007A	1B007A
00810	25	#X DRNK/LIFETIM	2B04A	2B04A	2B04A	2B04A	2B04A	2B04A	2B04A	2B04A	2B04A	2B04A	2B04A	2B04A
00810	25	#X DRNK/LIFETIM	3B04A	3B04A	3B04A	3B04A	3B04A	3B04A	3B04A	3B04A	3B04A	3B04A	3B04A	3B04A
00810	25	#X DRNK/LIFETIM	4B04A	4B04A	4B04A	4B04A	4B04A	4B04A	4B04A	4B04A	4B04A	4B04A	4B04A	4B04A
00810	25	#X DRNK/LIFETIM	5B04A	5B04A	5B04A	5B04A	5B04A	5B04A	5B04A	5B04A	5B04A	5B04A	5B04A	5B04A
00810	25	#X DRNK/LIFETIM												
00860	26	#XMJ+HS/LIFETIME	2B07A	2B07A	2B07A	2B07A	2B07A	2B07A	2B07A	2B07A	2B07A	2B07A	2B07A	2B07A
00860	26	#XMJ+HS/LIFETIME	3B07A	3B07A	3B07A	3B07A	3B07A	3B07A	3B07A	3B07A	3B07A	3B07A	3B07A	3B07A
00860	26	#XMJ+HS/LIFETIME	4B07A	4B07A	4B07A	4B07A	4B07A	4B07A	4B07A	4B07A	4B07A	4B07A	4B07A	4B07A
00860	26	#XMJ+HS/LIFETIME	5B07A	5B07A	5B07A	5B07A	5B07A	5B07A	5B07A	5B07A	5B07A	5B07A	5B07A	5B07A
00860	26	#XMJ+HS/LIFETIME												
00890	54	#X LSD/LIFETIME	1B029A	1B029A	1B029A	1B029A	1B029A	1B029A	1B033A	1B033A	1B033A	1B033A	1B033A	1B033A
00890	26	#X LSD/LIFETIME	2B08A	2B08A	2B08A	2B08A	2B08A	2B08A	2B08A	2B08A	2B08A	2B08A	2B08A	2B08A
00890	26	#X LSD/LIFETIME	3B08A	3B08A	3B08A	3B08A	3B08A	3B08A	3B08A	3B08A	3B08A	3B08A	3B08A	3B08A
00890	26	#X LSD/LIFETIME	4B08A	4B08A	4B08A	4B08A	4B08A	4B08A	4B08A	4B08A	4B08A	4B08A	4B08A	4B08A
00890	26	#X LSD/LIFETIME	5B08A	5B08A	5B08A	5B08A	5B08A	5B08A	5B08A	5B08A	5B08A	5B08A	5B08A	5B08A
00890	26	#X LSD/LIFETIME												
00920	57	#X PSYD/LIFETIM	1B038A	1B038A	1B038A	1B038A	1B038A	1B038A	1B042A	1B042A	1B042A	1B042A	1B042A	1B042A
00920	27	#X PSYD/LIFETIM	2B09A	2B09A	2B09A	2B09A	2B09A	2B09A	2B09A	2B09A	2B09A	2B09A	2B09A	2B09A
00920	27	#X PSYD/LIFETIME	3B09A	3B09A	3B09A	3B09A	3B09A	3B09A	3B09A	3B09A	3B09A	3B09A	3B09A	3B09A
00920	27	#X PSYD/LIFETIME	4B09A	4B09A	4B09A	4B09A	4B09A	4B09A	4B09A	4B09A	4B09A	4B09A	4B09A	4B09A
00920	27	#X PSYD/LIFETIME	5B09A	5B09A	5B09A	5B09A	5B09A	5B09A	5B09A	5B09A	5B09A	5B09A	5B09A	5B09A
00950	27	#X COKE/LIFETIME	1B076A	1B076A	1B076A	1B076A	1B076A	1B076A						
00950	27	#X COKE/LIFETIME	2B10A	2B10A	2B10A	2B10A	2B10A	2B10A						
00950	27	#X COKE/LIFETIME	3B10A	3B10A	3B10A	3B10A	3B10A	3B10A						
00950	27	#X COKE/LIFETIME	4B10A	4B10A	4B10A	4B10A	4B10A	4B10A						
00950	27	#X COKE/LIFETIME	5B10A	5B10A	5B10A	5B10A	5B10A	5B10A						
00950	27	#X COKE/LIFETIME												
00980	60	#X AMPH/LIFETIM	1B043A	1B043A	1B043A	1B043A	1B043A	1B043A						
00980	29	#X AMPH/LIFETIME	2B11A	2B11A	2B11A	2B11A	2B11A	2B11A						
00980	29	#X AMPH/LIFETIME												
00980	29	#X AMPH/LIFETIME												
00980	29	#X AMPH/LIFETIME												

Table 4
Subject Area Key
(Referenced by Letter in the Question Index)

A. Drugs. Drug use and related attitudes and beliefs, drug availability and exposure, surrounding conditions and social meaning of drug use. Views of significant others regarding drugs.	262
A01... Use of Various Licit and Illicit Drugs.....	262
A01a. – . . . in lifetime.....	262
A01b. – . . . in last 12 months.....	264
A01c. – . . . in last 30 days.....	268
A01d. –Quantity used	270
A01e. –How high? (How often?).....	272
A01f. –How long high?	272
A01g. –Incidence of first use	272
A01h. –Use with other drugs	274
A01i. –Tried to stop	276
A01j. –Use on doctor’s orders?	276
A01k. –Bad trip?	276
A01l. –Kinds of drugs	276
A01m. –Cost.....	278
A02. Exposure to Drug Use	278
A02a. –Friends’ use	278
A02b. –Exposure to users	280
A02c. –Exposure through the media	280
A03. Availability of Drugs	280
A03a. –Availability	280
A03b. –Purchase	282
A04. Expected Future Use.....	282
A04a. –Expected future use among all respondents	282
A04b. –Expected future use among nonusers.....	282
A05. Conditions of Use	282
A05a. –Alone.....	282
A05b. –With others.....	284
A05c. –Settings of use (at school, at home, etc.).....	284
A05d. –Mode of drug administration.....	286
A06. Reasons for Use, Abstinence, and Stopping.....	286
A06a. –Reasons for use.....	286
A06b. –Reasons for abstinence from or stopping drug use	290
A06c. –Worries about the consequences of quitting	292
A07. Drug Problems	292
A07a. –Driving, tickets, and accidents after use	292
A07b. –Other problems.....	292
A08a. Sources of Help, Treatment Regarding Drugs.....	294
A09. Others’ Awareness of Use.....	294
A09a. –Parental awareness of use	294
A09b. –Others’ awareness of use.....	294
A09c. –Police awareness of use	294

Table 4 (continued)

A10. Drug Education and Communication.....	294
A10a. –In school.....	294
A10b. –In the mass media	296
A11. Own Attitudes Regarding Drugs and Drug Users.....	296
A11a. –Own attitudes about use by adults	296
A11b. –Own attitudes regarding drugs for own children	298
A11c. –Own perceptions of users	298
A11d. –Own attitudes about use by people of high school age	298
A12. Others' Attitudes Regarding Drugs and Drug Users	300
A12a. –Parents' attitudes regarding drugs	300
A12b. –Friends' and fellow students' attitudes regarding drugs	300
A12c. –Perception of drug users	300
A13. Legal Issues Regarding Drugs	302
A13a. –Preferred legality for adults	302
A13b. –Own response to legalization	302
A13c. –Knowledge of marijuana laws.....	302
A14. Risk of Drug Harm	302
A14a. –To self.....	302
A14b. –To others	304
A15a. Admitting Use in Questionnaire.....	306
A16a. Parent Groups	306
A17. Role Models in the Larger Environment	306
A17a. –Perceived use of drugs by role models	306
A17b. –Perceived attitudes toward drugs by role models.....	306
A18. Promotional Activities.....	306
A18a. –Advertising	306
A18b. –Logos	306
A18c. –Coupons	306
A18d. –Free samples.....	306
A18e. –Movies or television.....	306
B. Education.....	306
B01. High school: scholastic status, objectives, experiences	306
B02. Combining work and school: attitudes, experiences	310
B03. Interracial contact at school.....	310
B04. Student norms, misbehavior in class.....	310
B05. Counseling	310
B06. Absenteeism and truancy	310
B07. Delinquency, victimization, and feeling safe at school.....	312
B08. Competency testing	312
B09. Post-high school: status, plans, characteristics	312
B10. Attitudes regarding educational institutions.....	314
B11. High school: length of experiences.....	314

Table 4 (continued)

C. Work and Leisure.	316
C01. Present or recent work experience.....	316
C02. Income sources; financial security.....	316
C03. Vocational plans, aspirations, expectations.....	316
C04. Preferences regarding job characteristics	318
C05. Desirability of different working arrangements and settings.....	318
C06. Work ethic/success orientation	320
C07. Leisure time: extent, activities	320
C08. Attitudes toward leisure time	322
C09. Computer use	322
D. Sex Roles and Family.	322
D01. Dating and marriage: status, attitudes, expectations	322
D02. Parenthood: status, attitudes, expectations	322
D03. Values surrounding marriage and family	322
D04. Preferences regarding marital/familial arrangements	322
D05. Sex role attitudes.....	324
D06. Opinions regarding gender discrimination.....	324
E. Population Concerns.	324
E01. Overpopulation.....	324
E02. Birth control.....	326
F. Conservation, Materialism, Equity, etc.	326
F01. Personal materialism	326
F02. Societal materialism and advertising.....	326
F03. Concern with world hunger and poverty	326
F04. Ecological concerns.....	328
F05. Concern with conservation of resources.....	328
F06. Preferences regarding dwelling type and urbanicity	328
F07. Driving and use of mass transit	328
G. Religion. Religious preferences, activities, views.....	330

Table 4 (continued)

H. Politics.	330
H01. Political interest and preferences	330
H02. Attitudes toward governmental policies and practices	330
H03. Views about the role of citizens in government (see also I02)	330
H04. Confidence in government	332
H05. Voting, political activism	332
I. Social Change.	332
I01. Expectations concerning societal change	332
I02. Attitudes regarding activism	332
I03. Reactions to personal and social change	334
J. Social Problems. Interest and concerns.	334
K. Major Social Institutions.	334
K01. Trust (see also C05)	334
K02. Satisfaction with performance	334
K03. Preferred influence	334
L. Military.	336
L01. Plans for military service	336
L02. Attitudes toward a draft	336
L03. Views about the use of military force	336
L04. Attitudes toward the military as an institution and occupation	336
M. Interpersonal Relationships.	338
M01. Dating	338
M02. Cross-age relationships with adults outside the family (see also B05)	338
M03. Agreement/disagreement with parents	338
M04. Friendships (see also Q03)	338
M05. Community at large	340
N. Race Relations.	340
N01. Preferred interracial contact	340
N02. Attitudes toward discrimination	340
N03. Actual interracial contacts	340

Table 4 (continued)

O. Concern for Others.....	340
O01. Attitudes regarding social service, charitable activism	340
O02. Involvement in community, altruistic activities	340
O03. Concern with the problems of others.....	342
P. Happiness.	342
P01. Happiness, satisfaction with life and self	342
P02. Satisfaction with specific life domains	342
Q. Other Personality Variables.	342
Q01. Attitudes about self, self-esteem	342
Q02. Locus of control.....	344
Q03. Loneliness	344
Q04. Risk taking	344
Q05. Trust in others	344
Q06. (Changed to subject areas T01-T04).....	352
Q07. Importance placed on various life goals.....	344
Q08. Social, political, cultural orientation.....	346
Q09. Hostility.....	346
R. Background.....	346
R01. Age, sex, race, and marital status	346
R02. Family characteristics.....	346
R03. Living arrangements and household characteristics	348
S. Deviance and Victimization.	350
S01. Delinquent behaviors	350
S02. Driving violations and accidents	350
S03. Victimization experiences.....	352
T. Health	352
T01. Symptoms	352
T02. Habits	354
T03. Height and weight.....	354
T04. Medical treatment.....	354

The Question Index begins on the following page.



Item Ref. No.	Page Loc. in this Vol.	ITEM DESCRIPTION (ABBREVIATED)	QUESTIONNAIRE LOCATION BY YEAR (FORM, SECTION, AND QUESTION NUMBER)												
			1976	1977	1978	1979	1980	1981	1982	1983	1984	1985	1986	1987	

A01a: DRUGS. Number of uses in lifetime

00760	52	EVR SMK CIG,REG	1B001	1B001	1B001	1B001	1B001	1B001	1B001	1B001	1B001	1B001	1B001	1B001
00760	28	EVR SMK CIG,REGL	2B01	2B01	2B01	2B01	2B01	2B01	2B01	2B01	2B01	2B01	2B01	2B01
00760	28	EVR SMK CIG,REGL	3B01	3B01	3B01	3B01	3B01	3B01	3B01	3B01	3B01	3B01	3B01	3B01
00760	28	EVR SMK CIG,REGL	4B01	4B01	4B01	4B01	4B01	4B01	4B01	4B01	4B01	4B01	4B01	4B01
00760	28	EVR SMK CIG,REGL	5B01	5B01	5B01	5B01	5B01	5B01	5B01	5B01	5B01	5B01	5B01	5B01
00760	28	EVR SMK CIG,REGL												
00790	29	EVER DRINK	2B03	2B03	2B03	2B03	2B03	2B03	2B03	2B03	2B03	2B03	2B03	2B03
00790	29	EVER DRINK	3B03	3B03	3B03	3B03	3B03	3B03	3B03	3B03	3B03	3B03	3B03	3B03
00790	29	EVER DRINK	4B03	4B03	4B03	4B03	4B03	4B03	4B03	4B03	4B03	4B03	4B03	4B03
00790	29	EVER DRINK	5B03	5B03	5B03	5B03	5B03	5B03	5B03	5B03	5B03	5B03	5B03	5B03
00790	29	EVER DRINK												
00810	53	#X DRNK/LIFETIM	1B007A	1B007A	1B007A	1B007A	1B007A	1B007A	1B007A	1B007A	1B007A	1B007A	1B007A	1B007A
00810	29	#X DRNK/LIFETIM	2B04A	2B04A	2B04A	2B04A	2B04A	2B04A	2B04A	2B04A	2B04A	2B04A	2B04A	2B04A
00810	29	#X DRNK/LIFETIM	3B04A	3B04A	3B04A	3B04A	3B04A	3B04A	3B04A	3B04A	3B04A	3B04A	3B04A	3B04A
00810	29	#X DRNK/LIFETIM	4B04A	4B04A	4B04A	4B04A	4B04A	4B04A	4B04A	4B04A	4B04A	4B04A	4B04A	4B04A
00810	29	#X DRNK/LIFETIM	5B04A	5B04A	5B04A	5B04A	5B04A	5B04A	5B04A	5B04A	5B04A	5B04A	5B04A	5B04A
00810	29	#X DRNK/LIFETIM												
00860	30	#XMJ+HS/LIFETIME	2B07A	2B07A	2B07A	2B07A	2B07A	2B07A	2B07A	2B07A	2B07A	2B07A	2B07A	2B07A
00860	30	#XMJ+HS/LIFETIME	3B07A	3B07A	3B07A	3B07A	3B07A	3B07A	3B07A	3B07A	3B07A	3B07A	3B07A	3B07A
00860	30	#XMJ+HS/LIFETIME	4B07A	4B07A	4B07A	4B07A	4B07A	4B07A	4B07A	4B07A	4B07A	4B07A	4B07A	4B07A
00860	30	#XMJ+HS/LIFETIME	5B07A	5B07A	5B07A	5B07A	5B07A	5B07A	5B07A	5B07A	5B07A	5B07A	5B07A	5B07A
00860	30	#XMJ+HS/LIFETIME												
00890	63	#X LSD/LIFETIME	1B029A	1B029A	1B029A	1B029A	1B029A	1B029A	1B033A	1B033A	1B033A	1B033A	1B033A	1B033A
00890	31	#X LSD/LIFETIME	2B08A	2B08A	2B08A	2B08A	2B08A	2B08A	2B08A	2B08A	2B08A	2B08A	2B08A	2B08A
00890	31	#X LSD/LIFETIME	3B08A	3B08A	3B08A	3B08A	3B08A	3B08A	3B08A	3B08A	3B08A	3B08A	3B08A	3B08A
00890	31	#X LSD/LIFETIME	4B08A	4B08A	4B08A	4B08A	4B08A	4B08A	4B08A	4B08A	4B08A	4B08A	4B08A	4B08A
00890	31	#X LSD/LIFETIME	5B08A	5B08A	5B08A	5B08A	5B08A	5B08A	5B08A	5B08A	5B08A	5B08A	5B08A	5B08A
00890	31	#X LSD/LIFETIME												
00920	66	#X PSYD/LIFETIM	1B038A	1B038A	1B038A	1B038A	1B038A	1B038A	1B042A	1B042A	1B042A	1B042A	1B042A	1B042A
00920	32	#X PSYD/LIFETIM	2B09A	2B09A	2B09A	2B09A	2B09A	2B09A	2B09A	2B09A	2B09A	2B09A	2B09A	2B09A
00920	32	#X PSYD/LIFETIM	3B09A	3B09A	3B09A	3B09A	3B09A	3B09A	3B09A	3B09A	3B09A	3B09A	3B09A	3B09A
00920	32	#X PSYD/LIFETIM	4B09A	4B09A	4B09A	4B09A	4B09A	4B09A	4B09A	4B09A	4B09A	4B09A	4B09A	4B09A
00920	32	#X PSYD/LIFETIM	5B09A	5B09A	5B09A	5B09A	5B09A	5B09A	5B09A	5B09A	5B09A	5B09A	5B09A	5B09A
00920	32	#X PSYD/LIFETIM												
00950		#X COKE/LIFETIME	1B076A	1B076A	1B076A	1B076A	1B076A	1B076A	1B083A	1B083A	1B083A	1B083A	1B083A	1B083A
00950	32	#X COKE/LIFETIME	2B10A	2B10A	2B10A	2B10A	2B10A	2B10A	2B10A	2B10A	2B10A	2B10A	2B10A	2B10A
00950		#X COKE/LIFETIME	3B10A	3B10A	3B10A	3B10A	3B10A	3B10A	3B10A	3B10A	3B10A	3B10A	3B10A	3B10A
00950		#X COKE/LIFETIME	4B10A	4B10A	4B10A	4B10A	4B10A	4B10A	4B10A	4B10A	4B10A	4B10A	4B10A	4B10A
00950	32	#X COKE/LIFETIME	5B10A	5B10A	5B10A	5B10A	5B10A	5B10A	5B10A	5B10A	5B10A	5B10A	5B10A	5B10A
00950		#X COKE/LIFETIME												
00980	69	#X AMPH/LIFETIM	1B043A	1B043A	1B043A	1B043A	1B043A	1B043A	1B050A*	1B050A	1B050A	1B050A	1B050A	1B050A
00980	34	#X AMPH/LIFETIM	2B11A	2B11A	2B11A	2B11A	2B11A	2B11A	2B11A*	2B11A	2B11A	2B11A	2B11A	2B11A
00980	34	#X AMPH/LIFETIM	3B11A	3B11A	3B11A	3B11A	3B11A	3B11A	3B11A*	3B11A	3B11A*	3B11A	3B11A	3B11A
00980	34	#X AMPH/LIFETIM	4B11A	4B11A	4B11A	4B11A	4B11A	4B11A	4B11A*	4B11A	4B11A*	4B11A	4B11A	4B11A
00980	34	#X AMPH/LIFETIM	5B11A	5B11A	5B11A	5B11A	5B11A	5B11A	5B11A*	5B11A	5B11A*	5B11A	5B11A	5B11A
00980	34	#X AMPH/LIFETIM												
01010	35	#X QUAD/LIFETIM	1B053A	1B053A	1B053A	1B053A	1B053A	1B053A	1B060A	1B060A	1B060A	1B060A	1B060A	1B060A
01010		#X QUAD/LIFETIM	2B12A	2B12A	2B12A	2B12A	2B12A	2B12A	2B12A	2B12A	2B12A	2B12A	2B12A	2B12A
01010		#X QUAD/LIFETIM	3B12A	3B12A	3B12A	3B12A	3B12A	3B12A	3B12A	3B12A	3B12A	3B12A	3B12A	3B12A
01010		#X QUAD/LIFETIM	4B12A	4B12A	4B12A	4B12A	4B12A	4B12A	4B12A	4B12A	4B12A	4B12A	4B12A	4B12A
01010		#X QUAD/LIFETIM	5B12A	5B12A	5B12A	5B12A	5B12A	5B12A	5B12A	5B12A	5B12A	5B12A	5B12A	5B12A
01010		#X QUAD/LIFETIM												
01040	73	#X BRBT/LIFETIM	1B057A	1B057A	1B057A	1B057A	1B057A	1B057A	1B064A	1B064A	1B064A	1B064A	1B064A	1B064A
01040	36	#X BRBT/LIFETIM	2B13A	2B13A	2B13A	2B13A	2B13A	2B13A	2B13A	2B13A	2B13A	2B13A	2B13A	2B13A
01040	36	#X BRBT/LIFETIM	3B13A	3B13A	3B13A	3B13A	3B13A	3B13A	3B13A	3B13A	3B13A	3B13A	3B13A	3B13A
01040	36	#X BRBT/LIFETIM	4B13A	4B13A	4B13A	4B13A	4B13A	4B13A	4B13A	4B13A	4B13A	4B13A	4B13A	4B13A
01040	36	#X BRBT/LIFETIM	5B13A	5B13A	5B13A	5B13A	5B13A	5B13A	5B13A	5B13A	5B13A	5B13A	5B13A	5B13A
01040	36	#X BRBT/LIFETIM												
01070	74	#X TRQL/LIFETIM	1B067A	1B067A	1B067A	1B067A	1B067A	1B067A	1B074A	1B074A	1B074A	1B074A	1B074A	1B074A
01070	37	#X TRQL/LIFETIM	2B14A	2B14A	2B14A	2B14A	2B14A	2B14A	2B14A	2B14A	2B14A	2B14A	2B14A	2B14A
01070	37	#X TRQL/LIFETIM	3B14A	3B14A	3B14A	3B14A	3B14A	3B14A	3B14A	3B14A	3B14A	3B14A	3B14A	3B14A
01070	37	#X TRQL/LIFETIM	4B14A	4B14A	4B14A	4B14A	4B14A	4B14A	4B14A	4B14A	4B14A	4B14A	4B14A	4B14A
01070	37	#X TRQL/LIFETIM	5B14A	5B14A	5B14A	5B14A	5B14A	5B14A	5B14A	5B14A	5B14A	5B14A	5B14A	5B14A
01070	37	#X TRQL/LIFETIM												
01100	83	#X "H"/LIFETIME	1B085A	1B085A	1B085A	1B085A	1B085A	1B085A	1B092A	1B092A	1B092A	1B092A	1B092A	1B092A
01100		#X "H"/LIFETIME	2B15A	2B15A	2B15A	2B15A	2B15A	2B15A	2B15A	2B15A	2B15A	2B15A	2B15A	2B15A
01100	37	#X "H"/LIFETIME	3B15A	3B15A	3B15A	3B15A	3B15A	3B15A	3B15A	3B15A	3B15A	3B15A	3B15A	3B15A
01100	37	#X "H"/LIFETIME	4B15A	4B15A	4B15A	4B15A	4B15A	4B15A	4B15A	4B15A	4B15A	4B15A	4B15A	4B15A
01100		#X "H"/LIFETIME	5B15A	5B15A	5B15A	5B15A	5B15A	5B15A	5B15A	5B15A	5B15A	5B15A	5B15A	5B15A
01100		#X "H"/LIFETIME												
01130	84	#X NARC/LIFETIM	1B095A	1B095A	1B095A	1B095A	1B095A	1B095A	1B094A	1B094A	1B094A	1B094A	1B094A	1B094A
01130	39	#X NARC/LIFETIM	2B16A	2B16A	2B16A	2B16A	2B16A	2B16A	2B16A	2B16A	2B16A	2B16A	2B16A	2B16A
01130	39	#X NARC/LIFETIM	3B16A	3B16A	3B16A	3B16A	3B16A	3B16A	3B16A	3B16A	3B16A	3B16A	3B16A	3B16A
01130	39	#X NARC/LIFETIM	4B16A	4B16A	4B16A	4B16A	4B16A	4B16A	4B16A	4B16A	4B16A	4B16A	4B16A	4B16A
01130	39	#X NARC/LIFETIM	5B16A	5B16A	5B16A	5B16A	5B16A	5B16A	5B16A	5B16A	5B16A	5B16A	5B16A	5B16A
01130	39	#X NARC/LIFETIM												
01160	40	#X INHL/LIFETIME	2B17A	2B17A	2B17A	2B17A	2B17A	2B17A	2B17A	2B17A	2B17A	2B17A	2B17A	2B17A
01160	40	#X INHL/LIFETIME	3B17A	3B17A	3B17A	3B17A	3B17A	3B17A	3B17A	3B17A	3B17A	3B17A	3B17A	3B17A

*item text changed from previous year



Item Ref. No.	Page Loc. in this Vol.	ITEM DESCRIPTION (ABBREVIATED)	QUESTIONNAIRE LOCATION BY YEAR (FORM, SECTION, AND QUESTION NUMBER)												
			1976	1977	1978	1979	1980	1981	1982	1983	1984	1985	1986	1987	

A01a: DRUGS. Number of uses in lifetime (continued)

01160		#X INHL/LIFETIME	4B17A	4B17A	4B17A	4B17A	4B17A	4B17A	4B17A	4B17A	4B17A	4B17A	4B17A	4B17A
01160	40	#X INHL/LIFETIME	5B17A	5B17A	5B17A	5B17A	5B17A	5B17A	5B17A	5B17A	5B17A	5B17A	5B17A	5B17A
01160		#X INHL/LIFETIME												
01181	124	#X PCP/LIFETIME				2E02A	2E02A	2E02A	2E02A	2E02A	2E02A	2E02A	2E02A	2E04A*
01184	125	#X PPRS/LIFETIME				2E03A	2E03A	2E03A	2E03A	2E03A	2E03A	2E03A	2E03A	2E05A*
02040	58	#X HASH/LIFETIM	1B018A	1B018A	1B018A	1B018A	1B018A	1B018A	1B018A	1B018A	1B018A	1B018A	1B018A	1B018A
02070	58	#X MARJ/LIFETIM	1B019A	1B019A	1B019A	1B019A	1B019A	1B019A	1B019A	1B019A	1B019A	1B019A	1B019A	1B019A
11000	182	#X BEER/LIFETIME	4D04A	4D04A	4D04A	4D04A	4D04A	4D04A	4D11A	4D11A	4D11A	4D11A	4D11A	4D11A
11040	183	#X WINE/LIFETIME	4D06A	4D06A	4D06A	4D06A	4D06A	4D06A	4D13A	4D13A	4D13A	4D13A	4D13A	4D13A
11080	184	#X LIQR/LIFETIME	4D08A	4D08A	4D08A	4D08A	4D08A	4D08A	4D15A	4D15A	4D15A	4D15A	4D15A	4D15A
21180	62	MJ/HSR EVR DLY							1B028	1B028	1B028	1B028	1B028	1B028
21200	62	RECENT DAILY MJ							1B030	1B030	1B030	1B030	1B030	1B030
21210	62	#X DAILY MJ/LFT							1B031	1B031	1B031	1B031	1B031	1B031
21220	67	#X DIETPILL/LFT							1B046A	1B046A	1B046A	1B046A	1B046A	1B046A
21250	67	#X STA-AWAK/LFT							1B047A	1B047A	1B047A	1B047A	1B047A	1B047A
21280	68	#X LOOKALIK/LFT							1B048A	1B048A	1B048A	1B048A	1B048A	1B048A
22230		EVR USE SMOKLESS												
22230	238	EVR USE SMOKLESS												
22250	78	EVR TK CRACK/FB												
22260	79	#X CRACK/LIFTIM												1B083
22260														1B084A
22260	33	#X CRACK/LIFETIM												2E03A
22260	33	#X CRACK/LIFETIM												
22260	33	#X CRACK/LIFETIM												
22260	33	#X CRACK/LIFETIM												
22260	33	#X CRACK/LIFETIM												
22320	79	#XOTH COKE/LIFE												1B085A
22320	33	#XOTH COKE/LIFE												
22320	33	#XOTH COKE/LIFE												
22320	33	#XOTH COKE/LIFE												
22620	182	#X WIN COOL/LIFE												
22660	41	#X MDMA/LIFETIME												
22660	41	#X MDMA/LIFETIME												
22690	40	#X STRD/LIFETIME												
22690	40	#X STRD/LIFETIME												
24380	35	#X ICE/LIFETIME												
24380														
25020	29	#XDRUNK/LIFETIM												
25020	29	#XDRUNK/LIFETIME												
25050	245	#X INJECT/LIFE												
29630	38	#X H LIF USE NDL												
29630	38	#X H LIF USE NDL												
29630	38	#X H LIF USE NDL												
29660	38	#X H LIF W/O NDL												
29660	38	#X H LIF W/O NDL												
29660	38	#X H LIF W/O NDL												
29770		#X ROHYPNOL/LIFE												
30800	34	#X METHAMPH/LIFE												
30800	34	#X METHAMPH/LIFE												

A01b: DRUGS. Number of uses in last 12 months

00820	54	#X DRNK/LAST12M	1B007B	1B007B	1B007B	1B007B	1B007B	1B007B	1B007B	1B007B	1B007B	1B007B	1B007B	1B007B
00820	29	#X DRNK/LAST12MO	2B04B	2B04B	2B04B	2B04B	2B04B	2B04B	2B04B	2B04B	2B04B	2B04B	2B04B	2B04B
00820	29	#X DRNK/LAST12MO	3B04B	3B04B	3B04B	3B04B	3B04B	3B04B	3B04B	3B04B	3B04B	3B04B	3B04B	3B04B
00820	29	#X DRNK/LAST12MO	4B04B	4B04B	4B04B	4B04B	4B04B	4B04B	4B04B	4B04B	4B04B	4B04B	4B04B	4B04B
00820	29	#X DRNK/LAST12MO	5B04B	5B04B	5B04B	5B04B	5B04B	5B04B	5B04B	5B04B	5B04B	5B04B	5B04B	5B04B
00820	29	#X DRNK/LAST12MO												
00870	31	#XMJ+HS/LAST12MO	2B07B	2B07B	2B07B	2B07B	2B07B	2B07B	2B07B	2B07B	2B07B	2B07B	2B07B	2B07B
00870	31	#XMJ+HS/LAST12MO	3B07B	3B07B	3B07B	3B07B	3B07B	3B07B	3B07B	3B07B	3B07B	3B07B	3B07B	3B07B
00870	31	#XMJ+HS/LAST12MO	4B07B	4B07B	4B07B	4B07B	4B07B	4B07B	4B07B	4B07B	4B07B	4B07B	4B07B	4B07B
00870	31	#XMJ+HS/LAST12MO	5B07B	5B07B	5B07B	5B07B	5B07B	5B07B	5B07B	5B07B	5B07B	5B07B	5B07B	5B07B
00870	31	#XMJ+HS/LAST12MO												
00900	63	#X LSD/LAST 12M	1B029B	1B029B	1B029B	1B029B	1B029B	1B029B	1B033B	1B033B	1B033B	1B033B	1B033B	1B033B
00900	31	#X LSD/LAST 12MO	2B08B	2B08B	2B08B	2B08B	2B08B	2B08B	2B08B	2B08B	2B08B	2B08B	2B08B	2B08B
00900	31	#X LSD/LAST 12MO	3B08B	3B08B	3B08B	3B08B	3B08B	3B08B	3B08B	3B08B	3B08B	3B08B	3B08B	3B08B
00900	31	#X LSD/LAST 12MO	4B08B	4B08B	4B08B	4B08B	4B08B	4B08B	4B08B	4B08B	4B08B	4B08B	4B08B	4B08B
00900	31	#X LSD/LAST 12MO	5B08B	5B08B	5B08B	5B08B	5B08B	5B08B	5B08B	5B08B	5B08B	5B08B	5B08B	5B08B
00900	31	#X LSD/LAST 12MO												
00930	66	#X PSYD/LAST12M	1B038B	1B038B	1B038B	1B038B	1B038B	1B038B	1B042B	1B042B	1B042B	1B042B	1B042B	1B042B
00930	32	#X PSYD/LAST12MO	2B09B	2B09B	2B09B	2B09B	2B09B	2B09B	2B09B	2B09B	2B09B	2B09B	2B09B	2B09B
00930	32	#X PSYD/LAST12MO	3B09B	3B09B	3B09B	3B09B	3B09B	3B09B	3B09B	3B09B	3B09B	3B09B	3B09B	3B09B
00930	32	#X PSYD/LAST12MO	4B09B	4B09B	4B09B	4B09B	4B09B	4B09B	4B09B	4B09B	4B09B	4B09B	4B09B	4B09B
00930	32	#X PSYD/LAST12MO	5B09B	5B09B	5B09B	5B09B	5B09B	5B09B	5B09B	5B09B	5B09B	5B09B	5B09B	5B09B
00930	32	#X PSYD/LAST12MO												
00960		#X COKE/LAST12MO	1B076B	1B076B	1B076B	1B076B	1B076B	1B076B	1B083B	1B083B	1B083B	1B083B	1B083B	1B083B
00960	32	#X COKE/LAST12MO	2B10B	2B10B	2B10B	2B10B	2B10B	2B10B	2B10B	2B10B	2B10B	2B10B	2B10B	2B10B
00960														
00960		#X COKE/LAST12MO	3B10B	3B10B	3B10B	3B10B	3B10B	3B10B	3B10B	3B10B	3B10B	3B10B	3B10B	3B10B
00960		#X COKE/LAST12MO	4B10B	4B10B	4B10B	4B10B	4B10B	4B10B	4B10B	4B10B	4B10B	4B10B	4B10B	4B10B
00960	32	#X COKE/LAST12MO	5B10B	5B10B	5B10B	5B10B	5B10B	5B10B	5B10B	5B10B	5B10B	5B10B	5B10B	5B10B

* = item text changed from previous year



Item Ref. No.	Page Loc. in this Vol.	ITEM DESCRIPTION (ABBREVIATED)	QUESTIONNAIRE LOCATION												
			BY YEAR												
			(FORM, SECTION, AND QUESTION NUMBER)												
			1976	1977	1978	1979	1980	1981	1982	1983	1984	1985	1986	1987	

A01b: DRUGS. Number of uses in last 12 months (continued)

00960		#X COKE/LAST12MO												
00990	69	#X AMPH/LAST12M	1B043B	1B043B	1B043B	1B043B	1B043B	1B043B	1B050B*	1B050B	1B050B	1B050B	1B050B	1B050B
00990	34	#X AMPH/LAST12MO	2B11B	2B11B	2B11B	2B11B	2B11B	2B11B	2B11B*	2B11B	2B11B	2B11B	2B11B	2B11B
00990	34	#X AMPH/LAST12MO	3B11B	3B11B	3B11B	3B11B	3B11B	3B11B	3B11B	3B11B	3B11B*	3B11B	3B11B	3B11B
00990	34	#X AMPH/LAST12MO	4B11B	4B11B	4B11B	4B11B	4B11B	4B11B	4B11B*	4B11B	4B11B	4B11B	4B11B	4B11B
00990	34	#X AMPH/LAST12MO	5B11B	5B11B	5B11B	5B11B	5B11B	5B11B	5B11B	5B11B	5B11B*	5B11B	5B11B	5B11B
00990	34	#X AMPH/LAST12MO												
01020	36	#X QUAD/LAST12M	1B053B	1B053B	1B053B	1B053B	1B053B	1B053B	1B060B	1B060B	1B060B	1B060B	1B060B	1B060B
01020		#X QUAD/LAST12MO	2B12B	2B12B	2B12B	2B12B	2B12B	2B12B	2B12B	2B12B	2B12B	2B12B	2B12B	2B12B
01020		#X QUAD/LAST12MO	3B12B	3B12B	3B12B	3B12B	3B12B	3B12B	3B12B	3B12B	3B12B	3B12B	3B12B	3B12B
01020		#X QUAD/LAST12MO	4B12B	4B12B	4B12B	4B12B	4B12B	4B12B	4B12B	4B12B	4B12B	4B12B	4B12B	4B12B
01020		#X QUAD/LAST12MO	5B12B	5B12B	5B12B	5B12B	5B12B	5B12B	5B12B	5B12B	5B12B	5B12B	5B12B	5B12B
01020		#X QUAD/LAST12MO												
01050	74	#X BRBT/LAST12M	1B057B	1B057B	1B057B	1B057B	1B057B	1B057B	1B064B	1B064B	1B064B	1B064B	1B064B	1B064B
01050	36	#X BRBT/LAST12MO	2B13B	2B13B	2B13B	2B13B	2B13B	2B13B	2B13B	2B13B	2B13B	2B13B	2B13B	2B13B
01050	36	#X BRBT/LAST12MO	3B13B	3B13B	3B13B	3B13B	3B13B	3B13B	3B13B	3B13B	3B13B	3B13B	3B13B	3B13B
01050	36	#X BRBT/LAST12MO	4B13B	4B13B	4B13B	4B13B	4B13B	4B13B	4B13B	4B13B	4B13B	4B13B	4B13B	4B13B
01050	36	#X BRBT/LAST12MO	5B13B	5B13B	5B13B	5B13B	5B13B	5B13B	5B13B	5B13B	5B13B	5B13B	5B13B	5B13B
01050	36	#X BRBT/LAST12MO												
01080	75	#X TRQL/LAST12M	1B067B	1B067B	1B067B	1B067B	1B067B	1B067B	1B074B	1B074B	1B074B	1B074B	1B074B	1B074B
01080	37	#X TRQL/LAST12MO	2B14B	2B14B	2B14B	2B14B	2B14B	2B14B	2B14B	2B14B	2B14B	2B14B	2B14B	2B14B
01080	37	#X TRQL/LAST12MO	3B14B	3B14B	3B14B	3B14B	3B14B	3B14B	3B14B	3B14B	3B14B	3B14B	3B14B	3B14B
01080	37	#X TRQL/LAST12MO	4B14B	4B14B	4B14B	4B14B	4B14B	4B14B	4B14B	4B14B	4B14B	4B14B	4B14B	4B14B
01080	37	#X TRQL/LAST12MO	5B14B	5B14B	5B14B	5B14B	5B14B	5B14B	5B14B	5B14B	5B14B	5B14B	5B14B	5B14B
01080	37	#X TRQL/LAST12MO												
01110	83	#X "H"/LAST 12MO	1B085B	1B085B	1B085B	1B085B	1B085B	1B085B	1B092B	1B092B	1B092B	1B092B	1B092B	1B092B
01110		#X "H"/LAST 12MO	2B15B	2B15B	2B15B	2B15B	2B15B	2B15B	2B15B	2B15B	2B15B	2B15B	2B15B	2B15B
01110	37	#X "H"/LAST 12MO	3B15B	3B15B	3B15B	3B15B	3B15B	3B15B	3B15B	3B15B	3B15B	3B15B	3B15B	3B15B
01110	37	#X "H"/LAST 12MO	4B15B	4B15B	4B15B	4B15B	4B15B	4B15B	4B15B	4B15B	4B15B	4B15B	4B15B	4B15B
01110		#X "H"/LAST 12MO	5B15B	5B15B	5B15B	5B15B	5B15B	5B15B	5B15B	5B15B	5B15B	5B15B	5B15B	5B15B
01110		#X "H"/LAST 12MO												
01140	84	#X NARC/LAST12M	1B095B	1B095B	1B095B	1B095B	1B095B	1B095B	1B094B	1B094B	1B094B	1B094B	1B094B	1B094B
01140	39	#X NARC/LAST12MO	2B16B	2B16B	2B16B	2B16B	2B16B	2B16B	2B16B	2B16B	2B16B	2B16B	2B16B	2B16B
01140	39	#X NARC/LAST12MO	3B16B	3B16B	3B16B	3B16B	3B16B	3B16B	3B16B	3B16B	3B16B	3B16B	3B16B	3B16B
01140	39	#X NARC/LAST12MO	4B16B	4B16B	4B16B	4B16B	4B16B	4B16B	4B16B	4B16B	4B16B	4B16B	4B16B	4B16B
01140	39	#X NARC/LAST12MO	5B16B	5B16B	5B16B	5B16B	5B16B	5B16B	5B16B	5B16B	5B16B	5B16B	5B16B	5B16B
01140	39	#X NARC/LAST12MO												
01170	40	#X INHL/LAST12MO	2B17B	2B17B	2B17B	2B17B	2B17B	2B17B	2B17B	2B17B	2B17B	2B17B	2B17B	2B17B
01170	40	#X INHL/LAST12MO	3B17B	3B17B	3B17B	3B17B	3B17B	3B17B	3B17B	3B17B	3B17B	3B17B	3B17B	3B17B
01170	40	#X INHL/LAST12MO	4B17B	4B17B	4B17B	4B17B	4B17B	4B17B	4B17B	4B17B	4B17B	4B17B	4B17B	4B17B
01170	40	#X INHL/LAST12MO	5B17B	5B17B	5B17B	5B17B	5B17B	5B17B	5B17B	5B17B	5B17B	5B17B	5B17B	5B17B
01170		#X INHL/LAST12MO												
01182	125	#X PCPL/LAST12MO				2E02B	2E02B	2E02B	2E02B	2E02B	2E02B	2E02B	2E02B	2E04B*
01185	125	#X PPRS/LAST12MO				2E03B	2E03B	2E03B	2E03B	2E03B	2E03B	2E03B	2E03B	2E05B*
02050	58	#X HASH/LAST12M	1B018B	1B018B	1B018B	1B018B	1B018B	1B018B	1B018B	1B018B	1B018B	1B018B	1B018B	1B018B
02080	59	#X MARJ/LAST12M	1B019B	1B019B	1B019B	1B019B	1B019B	1B019B	1B019B	1B019B	1B019B	1B019B	1B019B	1B019B
08520		12MO.#OCC PAINRF	3A27A	3A27A	3A27A	3A27A	3A27A	3A27A	3A27A	3A27A	3A27A	3A27A	3A27A	3A27A
08530		12MO.#OCC SLP PL	3A27B	3A27B	3A27B	3A27B	3A27B	3A27B	3A27B	3A27B	3A27B	3A27B	3A27B	3A27B
08540		12MO.#OCC AWK PL	3A27C	3A27C	3A27C	3A27C	3A27C	3A27C	3A27C	3A27C	3A27C	3A27C	3A27C	3A27C
08550		12MO.#OCC CALM P	3A27D	3A27D	3A27D	3A27D	3A27D	3A27D	3A27D	3A27D	3A27D	3A27D	3A27D	3A27D
11010	182	#X BEER/LAST12MO	4D04B	4D04B	4D04B	4D04B	4D04B	4D04B	4D11B	4D11B	4D11B	4D11B	4D11B	4D11B
11050	183	#X WINE/LAST12MO	4D06B	4D06B	4D06B	4D06B	4D06B	4D06B	4D13B	4D13B	4D13B	4D13B	4D13B	4D13B
11090	184	#X LIQR/LAST12MO	4D08B	4D08B	4D08B	4D08B	4D08B	4D08B	4D15B	4D15B	4D15B	4D15B	4D15B	4D15B
21230	67	#X DIETPILL/12M							1B046B	1B046B	1B046B	1B046B	1B046B	1B046B
21260	67	#X STA-AWAK/12M							1B047B	1B047B	1B047B	1B047B	1B047B	1B047B
21290	68	#X LOOKALIK/12M							1B048B	1B048B	1B048B	1B048B	1B048B	1B048B
22270	79	#X CRACK/LST12M												1B084B
22270	33	#X CRACK/LAST12M												2E03B
22270	33	#X CRACK/LAST12M												
22270	33	#X CRACK/LAST12M												
22270	33	#X CRACK/LAST12M												
22270	33	#X CRACK/LAST12M												
22330	79	#XOTH COKE/12MO												1B085B
22330	33	#XOTH COKE/12MO												
22330	33	#XOTH COKE/12MO												
22330	33	#XOTH COKE/12MO												
22630	183	#X WIN COOL/12MO												
22670	41	#X MDMA/LAST12MO												
22670	41	#X MDMA/LAST12MO												
22700	40	#X STRD/LAST12MO												
22700	40	#X STRD/LAST12MO												
24390	35	#X ICE/LAST12MO												
24390	35	#X ICE/LAST12MO												
25030	29	#XDRUNK/LAST12M												
25030	29	#XDRUNK/LAST12MO												
25060	245	#X INJECT/LST12M												
29640	38	#X H 12M USE NDL												
29640	38	#X H 12M USE NDL												

* = item text changed from previous year



Item Ref. No.	Page Loc. in this Vol.	ITEM DESCRIPTION (ABBREVIATED)	QUESTIONNAIRE LOCATION BY YEAR (FORM, SECTION, AND QUESTION NUMBER)											
			1976	1977	1978	1979	1980	1981	1982	1983	1984	1985	1986	1987

A01b: DRUGS. Number of uses in last 12 months (continued)

29640	38	#X H 12MO USE ND												
29670	38	#X H 12M W/O NDL												
29670	38	#X H 12M W/O NDL												
29670	38	#X H 12M W/O NDL												
29780		#X ROHYPNOL/12MO												
29785	151	#X ROHYPNOL/12MO												
29785	252	#X ROHYPNOL/12MO												
30810	34	#X METHAMPH/12MO												
30810	34	#X METHAMPH/12MO												
31050		#X GHB/LAST12MO												
31050	250	#X GHB/LAST12MO												
31060	150	#X KETAMINE/12M												
31060	216	#X KETAMINE/12M												
31060	250	#X KETAMINE/12M												
31070		#X SMK BIDI/12M												
31070	216	#X SMK BIDI/12M												
31070	251	#X SMK BIDI/12M												
31150	216	#X SMK KRETK/12M												
31150	251	#X SMK KRETK/12M												
31160	151	#X ANDRO/12MO												
31160	251	#X ANDRO/12MO												
31170	151	#X CREATINE/12MO												
31170	251	#X CREATINE/12MO												
31180	151	#X RITALIN/12MO												
31180	251	#X RITALIN/12MO												
31310	216	#X OXYCONTN/12MO												
31310	251	#X OXYCONTN/12MO												
31320	217	#X VICODIN/12MO												
31320	252	#X VICODIN/12MO												
31350	252	#X ALCOPOPS/12MO												

A01c: DRUGS. Number of uses in last 30 days

00780	52	#CIGS SMKD/30DA	1B003	1B003	1B003	1B003	1B003	1B003	1B003	1B003	1B003	1B003	1B003	1B002
00780	28	#CIGS SMKD/30DAY	2B02	2B02	2B02	2B02	2B02	2B02	2B02	2B02	2B02	2B02	2B02	2B02
00780	28	#CIGS SMKD/30DAY	3B02	3B02	3B02	3B02	3B02	3B02	3B02	3B02	3B02	3B02	3B02	3B02
00780	28	#CIGS SMKD/30DAY	4B02	4B02	4B02	4B02	4B02	4B02	4B02	4B02	4B02	4B02	4B02	4B02
00780	28	#CIGS SMKD/30DAY	5B02	5B02	5B02	5B02	5B02	5B02	5B02	5B02	5B02	5B02	5B02	5B02
00780	28	#CIGS SMKD/30DAY												
00830	54	#X DRNK/LAST30D	1B007C	1B007C	1B007C	1B007C	1B007C	1B007C	1B007C	1B007C	1B007C	1B007C	1B007C	1B007C
00830	29	#X DRNK/LAST30DA	2B04C	2B04C	2B04C	2B04C	2B04C	2B04C	2B04C	2B04C	2B04C	2B04C	2B04C	2B04C
00830	29	#X DRNK/LAST30DA	3B04C	3B04C	3B04C	3B04C	3B04C	3B04C	3B04C	3B04C	3B04C	3B04C	3B04C	3B04C
00830	29	#X DRNK/LAST30DA	4B04C	4B04C	4B04C	4B04C	4B04C	4B04C	4B04C	4B04C	4B04C	4B04C	4B04C	4B04C
00830	29	#X DRNK/LAST30DA	5B04C	5B04C	5B04C	5B04C	5B04C	5B04C	5B04C	5B04C	5B04C	5B04C	5B04C	5B04C
00830	29	#X DRNK/LAST30DA												
00880	31	#XMJ+HS/LAST30DA	2B07C	2B07C	2B07C	2B07C	2B07C	2B07C	2B07C	2B07C	2B07C	2B07C	2B07C	2B07C
00880	31	#XMJ+HS/LAST30DA	3B07C	3B07C	3B07C	3B07C	3B07C	3B07C	3B07C	3B07C	3B07C	3B07C	3B07C	3B07C
00880	31	#XMJ+HS/LAST30DA	4B07C	4B07C	4B07C	4B07C	4B07C	4B07C	4B07C	4B07C	4B07C	4B07C	4B07C	4B07C
00880	31	#XMJ+HS/LAST30DA	5B07C	5B07C	5B07C	5B07C	5B07C	5B07C	5B07C	5B07C	5B07C	5B07C	5B07C	5B07C
00880	31	#XMJ+HS/LAST30DA												
00910	63	#X LSD/LAST 30D	1B029C	1B029C	1B029C	1B029C	1B029C	1B029C	1B033C	1B033C	1B033C	1B033C	1B033C	1B033C
00910	31	#X LSD/LAST 30DA	2B08C	2B08C	2B08C	2B08C	2B08C	2B08C	2B08C	2B08C	2B08C	2B08C	2B08C	2B08C
00910	31	#X LSD/LAST 30DA	3B08C	3B08C	3B08C	3B08C	3B08C	3B08C	3B08C	3B08C	3B08C	3B08C	3B08C	3B08C
00910	31	#X LSD/LAST 30DA	4B08C	4B08C	4B08C	4B08C	4B08C	4B08C	4B08C	4B08C	4B08C	4B08C	4B08C	4B08C
00910	31	#X LSD/LAST 30DA	5B08C	5B08C	5B08C	5B08C	5B08C	5B08C	5B08C	5B08C	5B08C	5B08C	5B08C	5B08C
00940	66	#X PSYD/LAST30D	1B038C	1B038C	1B038C	1B038C	1B038C	1B038C	1B042C	1B042C	1B042C	1B042C	1B042C	1B042C
00940	32	#X PSYD/LAST30DA	2B09C	2B09C	2B09C	2B09C	2B09C	2B09C	2B09C	2B09C	2B09C	2B09C	2B09C	2B09C
00940	32	#X PSYD/LAST30DA	3B09C	3B09C	3B09C	3B09C	3B09C	3B09C	3B09C	3B09C	3B09C	3B09C	3B09C	3B09C
00940	32	#X PSYD/LAST30DA	4B09C	4B09C	4B09C	4B09C	4B09C	4B09C	4B09C	4B09C	4B09C	4B09C	4B09C	4B09C
00940	32	#X PSYD/LAST30DA	5B09C	5B09C	5B09C	5B09C	5B09C	5B09C	5B09C	5B09C	5B09C	5B09C	5B09C	5B09C
00940	32	#X PSYD/LAST30DA												
00970		#X COKE/LAST30DA	1B076C	1B076C	1B076C	1B076C	1B076C	1B076C	1B083C	1B083C	1B083C	1B083C	1B083C	
00970	32	#X COKE/LAST30DA	2B10C	2B10C	2B10C	2B10C	2B10C	2B10C	2B10C	2B10C	2B10C	2B10C	2B10C	2B10C
00970		#X COKE/LAST30DA	3B10C	3B10C	3B10C	3B10C	3B10C	3B10C	3B10C	3B10C	3B10C	3B10C	3B10C	3B10C
00970		#X COKE/LAST30DA	4B10C	4B10C	4B10C	4B10C	4B10C	4B10C	4B10C	4B10C	4B10C	4B10C	4B10C	4B10C
00970	32	#X COKE/LAST30DA	5B10C	5B10C	5B10C	5B10C	5B10C	5B10C	5B10C	5B10C	5B10C	5B10C	5B10C	5B10C
00970		#X COKE/LAST30DA												
01000	69	#X AMPH/LAST30D	1B043C	1B043C	1B043C	1B043C	1B043C	1B043C	1B050C*	1B050C	1B050C	1B050C	1B050C	1B050C
01000	34	#X AMPH/LAST30DA	2B11C	2B11C	2B11C	2B11C	2B11C	2B11C	2B11C*	2B11C	2B11C	2B11C	2B11C	2B11C
01000	34	#X AMPH/LAST30DA	3B11C	3B11C	3B11C	3B11C	3B11C	3B11C	3B11C	3B11C	3B11C*	3B11C	3B11C	3B11C
01000	34	#X AMPH/LAST30DA	4B11C	4B11C	4B11C	4B11C	4B11C	4B11C	4B11C*	4B11C	4B11C	4B11C	4B11C	4B11C
01000	34	#X AMPH/LAST30DA	5B11C	5B11C	5B11C	5B11C	5B11C	5B11C	5B11C	5B11C	5B11C*	5B11C	5B11C	5B11C
01000	34	#X AMPH/LAST30DA												
01030	36	#X QUAD/LAST30D	1B053C	1B053C	1B053C	1B053C	1B053C	1B053C	1B060C	1B060C	1B060C	1B060C	1B060C	1B060C
01030		#X QUAD/LAST30DA	2B12C	2B12C	2B12C	2B12C	2B12C	2B12C	2B12C	2B12C	2B12C	2B12C	2B12C	2B12C
01030		#X QUAD/LAST30DA	3B12C	3B12C	3B12C	3B12C	3B12C	3B12C	3B12C	3B12C	3B12C	3B12C	3B12C	3B12C
01030		#X QUAD/LAST30DA	4B12C	4B12C	4B12C	4B12C	4B12C	4B12C	4B12C	4B12C	4B12C	4B12C	4B12C	4B12C

*item text changed from previous year



Item Ref. No.	Page Loc. in this Vol.	ITEM DESCRIPTION (ABBREVIATED)	QUESTIONNAIRE LOCATION BY YEAR (FORM, SECTION, AND QUESTION NUMBER)												
			1976	1977	1978	1979	1980	1981	1982	1983	1984	1985	1986	1987	

A01c: DRUGS. Number of uses in last 30 days (continued)

01030		#X QUAD/LAST30DA	5B12C	5B12C	5B12C	5B12C	5B12C	5B12C	5B12C	5B12C	5B12C	5B12C	5B12C	5B12C
01030		#X QUAD/LAST30DA												
01060	74	#X BRBT/LAST30D	1B057C	1B057C	1B057C	1B057C	1B057C	1B057C	1B064C	1B064C	1B064C	1B064C	1B064C	1B064C
01060	36	#X BRBT/LAST30DA	2B13C	2B13C	2B13C	2B13C	2B13C	2B13C	2B13C	2B13C	2B13C	2B13C	2B13C	2B13C
01060	36	#X BRBT/LAST30DA	3B13C	3B13C	3B13C	3B13C	3B13C	3B13C	3B13C	3B13C	3B13C	3B13C	3B13C	3B13C
01060	36	#X BRBT/LAST30DA	4B13C	4B13C	4B13C	4B13C	4B13C	4B13C	4B13C	4B13C	4B13C	4B13C	4B13C	4B13C
01060	36	#X BRBT/LAST30DA	5B13C	5B13C	5B13C	5B13C	5B13C	5B13C	5B13C	5B13C	5B13C	5B13C	5B13C	5B13C
01060	36	#X BRBT/LAST30DA												
01090	75	#X TRQL/LAST30D	1B067C	1B067C	1B067C	1B067C	1B067C	1B067C	1B074C	1B074C	1B074C	1B074C	1B074C	1B074C
01090	37	#X TRQL/LAST30DA	2B14C	2B14C	2B14C	2B14C	2B14C	2B14C	2B14C	2B14C	2B14C	2B14C	2B14C	2B14C
01090	37	#X TRQL/LAST30DA	3B14C	3B14C	3B14C	3B14C	3B14C	3B14C	3B14C	3B14C	3B14C	3B14C	3B14C	3B14C
01090	37	#X TRQL/LAST30DA	4B14C	4B14C	4B14C	4B14C	4B14C	4B14C	4B14C	4B14C	4B14C	4B14C	4B14C	4B14C
01090	37	#X TRQL/LAST30DA	5B14C	5B14C	5B14C	5B14C	5B14C	5B14C	5B14C	5B14C	5B14C	5B14C	5B14C	5B14C
01090	37	#X TRQL/LAST30DA												
01120	83	#X "H"/LAST 30D	1B085C	1B085C	1B085C	1B085C	1B085C	1B085C	1B092C	1B092C	1B092C	1B092C	1B092C	1B092C
01120		#X "H"/LAST 30DA	2B15C	2B15C	2B15C	2B15C	2B15C	2B15C	2B15C	2B15C	2B15C	2B15C	2B15C	2B15C
01120	38	#X "H"/LAST 30DA	3B15C	3B15C	3B15C	3B15C	3B15C	3B15C	3B15C	3B15C	3B15C	3B15C	3B15C	3B15C
01120	38	#X "H"/LAST 30DA	4B15C	4B15C	4B15C	4B15C	4B15C	4B15C	4B15C	4B15C	4B15C	4B15C	4B15C	4B15C
01120		#X "H"/LAST 30DA	5B15C	5B15C	5B15C	5B15C	5B15C	5B15C	5B15C	5B15C	5B15C	5B15C	5B15C	5B15C
01120		#X "H"/LAST 30DA												
01150	84	#X NARC/LAST30D	1B095C	1B095C	1B095C	1B095C	1B095C	1B095C	1B094C	1B094C	1B094C	1B094C	1B094C	1B094C
01150	39	#X NARC/LAST30DA	2B16C	2B16C	2B16C	2B16C	2B16C	2B16C	2B16C	2B16C	2B16C	2B16C	2B16C	2B16C
01150	39	#X NARC/LAST30DA	3B16C	3B16C	3B16C	3B16C	3B16C	3B16C	3B16C	3B16C	3B16C	3B16C	3B16C	3B16C
01150	39	#X NARC/LAST30DA	4B16C	4B16C	4B16C	4B16C	4B16C	4B16C	4B16C	4B16C	4B16C	4B16C	4B16C	4B16C
01150	39	#X NARC/LAST30DA	5B16C	5B16C	5B16C	5B16C	5B16C	5B16C	5B16C	5B16C	5B16C	5B16C	5B16C	5B16C
01150	39	#X NARC/LAST30DA												
01180	40	#X INHL/LAST30DA	2B17C	2B17C	2B17C	2B17C	2B17C	2B17C	2B17C	2B17C	2B17C	2B17C	2B17C	2B17C
01180	40	#X INHL/LAST30DA	3B17C	3B17C	3B17C	3B17C	3B17C	3B17C	3B17C	3B17C	3B17C	3B17C	3B17C	3B17C
01180		#X INHL/LAST30DA	4B17C	4B17C	4B17C	4B17C	4B17C	4B17C	4B17C	4B17C	4B17C	4B17C	4B17C	4B17C
01180	40	#X INHL/LAST30DA	5B17C	5B17C	5B17C	5B17C	5B17C	5B17C	5B17C	5B17C	5B17C	5B17C	5B17C	5B17C
01180		#X INHL/LAST30DA												
01180		#X INHL/LAST30DA												
01183	125	#X PCP/LAST30DA				2E02C	2E02C	2E02C	2E02C	2E02C	2E02C	2E02C	2E02C	2E04C*
01186	125	#X PPRS/LAST30DA				2E03C	2E03C	2E03C	2E03C	2E03C	2E03C	2E03C	2E03C	2E05C*
02060	58	#X HASH/LAST30D	1B018C	1B018C	1B018C	1B018C	1B018C	1B018C	1B018C	1B018C	1B018C	1B018C	1B018C	1B018C
02090	59	#X MARJ/LAST30D	1B019C	1B019C	1B019C	1B019C	1B019C	1B019C	1B019C	1B019C	1B019C	1B019C	1B019C	1B019C
11020	182	#X BEER/LAST30DA	4D04C	4D04C	4D04C	4D04C	4D04C	4D04C	4D11C	4D11C	4D11C	4D11C	4D11C	4D11C
11060	183	#X WINE/LAST30DA	4D06C	4D06C	4D06C	4D06C	4D06C	4D06C	4D13C	4D13C	4D13C	4D13C	4D13C	4D13C
11100	184	#X LIQR/LAST30DA	4D08C	4D08C	4D08C	4D08C	4D08C	4D08C	4D15C	4D15C	4D15C	4D15C	4D15C	4D15C
21240	67	#X DIETPILL/30D							1B046C	1B046C	1B046C	1B046C	1B046C	1B046C
21270	68	#X STA-AWAK/30D							1B047C	1B047C	1B047C	1B047C	1B047C	1B047C
21300	68	#X LOOKALIK/30D							1B048C	1B048C	1B048C	1B048C	1B048C	1B048C
22240		#X SMKLESS/30 DA												
22240	238	#X SMKLESS/30 DA												
22280	79	#X CRACK/LST30D												
22280	33	#X CRACK/LAST30D												1B084C
22280	33	#X CRACK/LAST30D												2E03C
22280	33	#X CRACK/LAST30D												
22280	33	#X CRACK/LAST30D												
22280	33	#X CRACK/LAST30D												
22340	79	#XOTH COKE/30DA												1B085C
22340	33	#XOTH COKE/30DA												
22340	33	#XOTH COKE/30DA												
22340	33	#XOTH COKE/30DA												
22640	183	#X WIN COOL/30DA												
22680	41	#X MDMA/LAST30DA												
22680	41	#X MDMA/LAST30DA												
22710	40	#X STRD/LAST30DA												
22710	40	#X STRD/LAST30DA												
24400	35	#X ICE/LAST30DA												
24400	35	#X ICE/LAST30DA												
25040	30	#XDRUNK/LAST30D												
25040	30	#XDRUNK/LAST30DA												
25070	245	#X INJECT/LST30D												
29650	38	#X H 30D USE NDL												
29650	38	#X H 30D USE NDL												
29650	38	#X H 30D USE NDL												
29680	39	#X H 30D W/O NDL												
29680	39	#X H 30D W/O NDL												
29680	39	#X H 30D W/O NDL												
29790		#X ROHYPNOL/30DA												
30820	35	#X METHAMPH/30DA												
30820	35	#X METHAMPH/30DA												

A01d: DRUGS. Quantity used

00781	52	#CIG/DAY-30DAYS												1B003
00782		#CIG/PACK												1B004
00850	56	5+DRK ROW/LST 2	1B012	1B012	1B012	1B012	1B012	1B012	1B012	1B012	1B012	1B012	1B012	1B012
00850	30	5+DRK ROW/LST 2W	2B06	2B06	2B06	2B06	2B06	2B06	2B06	2B06	2B06	2B06	2B06	2B06

*item text changed from previous year



Item Ref. No.	Page Loc. in this Vol.	ITEM DESCRIPTION (ABBREVIATED)	QUESTIONNAIRE LOCATION BY YEAR (FORM, SECTION, AND QUESTION NUMBER)												
			1976	1977	1978	1979	1980	1981	1982	1983	1984	1985	1986	1987	

A01d: DRUGS. Quantity used (continued)

00850	30	5+DRK ROW/LST 2W	3B06	3B06	3B06	3B06	3B06	3B06	3B06	3B06	3B06	3B06	3B06	3B06
00850	30	5+DRK ROW/LST 2W	4B06	4B06	4B06	4B06	4B06	4B06	4B06	4B06	4B06	4B06	4B06	4B06
00850	30	5+DRK ROW/LST 2W	5B06	5B06	5B06	5B06	5B06	5B06	5B06	5B06	5B06	5B06	5B06	5B06
01990	57	#X/2W,3-4 DR RW	1B013	1B013	1B013	1B013	1B013	1B013	1B013	1B013	1B013	1B013	1B013	1B013
02000	57	#X/2WK,2 DRK RW	1B014	1B014	1B014	1B014	1B014	1B014	1B014	1B014	1B014	1B014	1B014A	1B014A
02010	57	#X/2WK,JST 1DRK	1B015	1B015	1B015	1B015	1B015	1B015	1B015	1B015	1B015	1B015	1B014B	1B014B
02360	61	JOINT/DA LST MO	1B025	1B025	1B025	1B025	1B025	1B025	1B025	1B025	1B025	1B025	1B025	1B025
02370	61	OZS,MJ LST MO/6	1B026	1B026	1B026	1B026	1B026	1B026	1B026	1B026	1B026	1B026	1B026	1B026
11030	182	5+BR/LST2WK,10+X	4D05	4D05	4D05	4D05	4D05	4D05	4D12	4D12	4D12	4D12	4D12	4D12
11070	184	#X 20OZ+ WN/2 WK	4D07	4D07	4D07	4D07	4D07	4D07	4D14	4D14	4D14	4D14	4D14	4D14
11110	184	#X 5+LIQ/LST 2WK	4D09	4D09	4D09	4D09	4D09	4D09	4D16	4D16	4D16	4D16	4D16	4D16
21100		#CANS COLA/DAY						5E10						
21110		#CUPS COFFEE/DAY						5E11						
21120		#CUPS TEA/DAY						5E12						
21130		#12OZ CAF DRK/DA							5E08	5E08				
21140		#12OZ OTH DRK/DA							5E09	5E09				
21150		#CUPS COFFEE/DAY							5E10	5E10				
21160		#CUPS OF TEA/DAY							5E11	5E11				
21170		#CUPS DECAFF/DAY							5E12	5E12				
22650	183	5+WINCOOL/LST2WK												

A01e: DRUGS. How high? (How often?)

00840	30	#X DRK ENF FL HI	2B05	2B05	2B05	2B05	2B05	2B05	2B05	2B05	2B05	2B05	2B05	2B05
00840	30	#X DRK ENF FL HI	3B05	3B05	3B05	3B05	3B05	3B05	3B05	3B05	3B05	3B05	3B05	3B05
00840	30	#X DRK ENF FL HI	4B05	4B05	4B05	4B05	4B05	4B05	4B05	4B05	4B05	4B05	4B05	4B05
00840	30	#X DRK ENF FL HI	5B05	5B05	5B05	5B05	5B05	5B05	5B05	5B05	5B05	5B05	5B05	5B05
01970	56	#X DRK ENF FL H	1B010	1B010	1B010	1B010	1B010	1B010	1B010	1B010	1B010	1B010	1B010	1B010
02340	61	MJ/HSH,VRY HIGH	1B023	1B023	1B023	1B023	1B023	1B023	1B023	1B023	1B023	1B023	1B023	1B023
02650	65	LSD,GET VERY HI	1B033	1B033	1B033	1B033	1B033	1B033	1B037	1B037	1B037	1B037	1B037	1B037
02700	66	PSYD,GT VERY HI	1B039	1B039	1B039	1B039	1B039	1B039	1B043	1B043	1B043	1B043	1B043	1B043
03100	72	AMPH,GT VERY HI	1B047	1B047	1B047	1B047	1B047	1B047	1B054	1B054	1B054	1B054	1B054	1B054
03260		QUAD,GT VERY HI	1B054	1B054	1B054	1B054	1B054	1B054	1B061	1B061	1B061	1B061	1B061	1B061
03590		BARB,GT VERY HI	1B061	1B061	1B061	1B061	1B061	1B061	1B068	1B068	1B068	1B068	1B068	1B068
04050	78	TRNQ,GT VERY HI	1B071	1B071	1B071	1B071	1B071	1B071	1B078	1B078	1B078	1B078	1B078	1B078
04520	82	COK,GET VERY HI	1B080	1B080	1B080	1B080	1B080	1B080	1B087	1B087	1B087	1B087	1B087	1B089A
04930		HER,GT VERY HI	1B089	1B089	1B089	1B089	1B089	1B089						
05380	87	NARC,GT VERY HI	1B099	1B099	1B099	1B099	1B099	1B099	1B098	1B098	1B098	1B098	1B098	1B098

A01f: DRUGS. How long high?

01980	56	DRK AL,HI24+HR	1B011	1B011	1B011	1B011	1B011	1B011	1B011	1B011	1B011	1B011	1B011	1B011
02350	61	MJ/HSH,HI 24+HR	1B024	1B024	1B024	1B024	1B024	1B024	1B024	1B024	1B024	1B024	1B024	1B024
02660	65	LSD,HIGH 24+ HR	1B034	1B034	1B034	1B034	1B034	1B034	1B038	1B038	1B038	1B038	1B038	1B038
02710	66	PSYD,HI 24+ HRS	1B040	1B040	1B040	1B040	1B040	1B040	1B044	1B044	1B044	1B044	1B044	1B044
03110	72	AMPH,HI 24+ HRS	1B048	1B048	1B048	1B048	1B048	1B048	1B055	1B055	1B055	1B055	1B055	1B055
03270		QUAD,HI 24+ HRS	1B055	1B055	1B055	1B055	1B055	1B055	1B062	1B062	1B062	1B062	1B062	1B062
03600		BARB,HI 24+ HRS	1B062	1B062	1B062	1B062	1B062	1B062	1B069	1B069	1B069	1B069	1B069	1B069
04060	78	TRNQ,HI 24+ HRS	1B072	1B072	1B072	1B072	1B072	1B072	1B079	1B079	1B079	1B079	1B079	1B079
04530	82	COK,HIGH 24+ HR	1B081	1B081	1B081	1B081	1B081	1B081	1B088	1B088	1B088	1B088	1B088	1B089B
04940		HER,HI 24+ HRS	1B090	1B090	1B090	1B090	1B090	1B090						
05390	88	NARC,HI 24+ HRS	1B100	1B100	1B100	1B100	1B100	1B100	1B099	1B099	1B099	1B099	1B099	1B099

A01g: DRUGS. Incidence of first use

01680		SMK CIG DLY/12G	1B002	1B002	1B002*	1B002	1B002	1B002	1B002	1B002	1B002	1B002	1B002	1B002
01685		GR 1ST SMOK 0=N											1B002	1B016
02015		GR 1ST DRUNK0=N											1B016	1B016A
05570	89	GR 1ST SMOK DLY	1B105A	1B105A	1B105A	1B105A	1B105A	1B105A	1B104A	1B104A	1B104A	1B104A	1B104A	1B106A
05570	160	GR 1ST SMOK DLY		3E12A	3E12A	3E12A	3E12A	3E12A	3E10A	3E10A	3E10A	3E10A	3E10A	3E10A
05570	246	GR 1ST SMOK DLY												
05575	91	GR 1ST SMOK EVR											1B104M	1B106M
05575	162	GR 1ST SMOKE EVR											3E10N	3E10N
05575	246	GR 1ST SMOK EVR												
05576	162	GR 1ST SMOKELESS											3E10O	3E10O
05576	246	GR 1ST SMOKELESS												
05580	89	GR 1ST TRY ALC	1B105B	1B105B	1B105B	1B105B	1B105B	1B105B	1B104B	1B104B	1B104B	1B104B	1B104B	1B106B
05580	160	GR 1ST TRY ALC		3E12B	3E12B	3E12B	3E12B	3E12B	3E10B	3E10B	3E10B	3E10B	3E10B	3E10B
05580		GR 1ST TRY ALC												
05585	91	GR 1ST DRUNK											1B104N	1B106N
05585	162	GR 1ST DRUNK											3E10P	3E10P
05585		GR 1ST DRUNK												
05590	89	GR 1ST TRY MJ	1B105C	1B105C	1B105C	1B105C	1B105C	1B105C	1B104C	1B104C	1B104C	1B104C	1B104C	1B106C
05590	160	GR 1ST TRY MJ		3E12C	3E12C	3E12C	3E12C	3E12C	3E10C	3E10C	3E10C	3E10C	3E10C	3E10C
05590		GR 1ST TRY MJ												
05600	89	GR 1ST TRY LSD	1B105D	1B105D	1B105D	1B105D	1B105D	1B105D	1B104D	1B104D	1B104D	1B104D	1B104D	1B106D
05600	160	GR 1ST TRY LSD		3E12D	3E12D	3E12D	3E12D	3E12D	3E10D	3E10D	3E10D	3E10D	3E10D	3E10D

*item text changed from previous year

A01I: DRUGS. Kinds of drugs (continued)A01m: DRUGS. Cost[illegible]

A02a: DRUGS. Friends' use

[illegible]

[illegible]



Item Ref. No.	Page Loc. in this Vol.	ITEM DESCRIPTION (ABBREVIATED)	QUESTIONNAIRE LOCATION BY YEAR (FORM, SECTION, AND QUESTION NUMBER)											
			1976	1977	1978	1979	1980	1981	1982	1983	1984	1985	1986	1987

A03a: DRUGS. Availability (continued)

06812	150	EASY GT COK PWDR												
06812		EASY GT COK PWDR												
06820	116	EASY GT HEROIN	2A21H	2A21H	2A21H	2A21H	2A21H	2A21H	2A21H	2A21H	2A21H	2A21H	2A21H	2A21H
06820		EASY GT HEROIN												
06830	116	EASY GT NARCOTIC	2A21I	2A21I	2A21I	2A21I	2A21I	2A21I	2A21I	2A21I	2A21I	2A21I	2A21I	2A21I
06830		EASY GT NARCOTIC												
22350	128	EASY GT NITRITES												2E07D
23050	232	EASY GT MDMA												
23060	128	EASY GT STEROIDS												
23060	232	EASY GT STEROIDS												
24410	128	EASY GT ICE												
24410	232	EASY GT ICE												
25820	228	ILL DRG SOLD@SCH												
30880	185	DRG SL NBHD/12MO												
30950	232	EASY GT ALCOHOL												

A03b: DRUGS. Purchase

23610		FRQ SELL DRUGS												
29970	233	CIG HOW BUY-FRND												
29980	233	CIG HOW BUY-VEND												
29990	233	CIG HOW BUY-MAIL												
30000	233	CIG HOW BUY-PKUP												
30010	233	CIG HOW BUY-CLRK												
30020	234	CIG WHERE-SUPMKT												
30030	234	CIG WHERE-SMLGRC												
30040	234	CIG WHERE-DRGSTR												
30050	234	CIG WHERE-CNVGAS												
30070	235	CIG PROOF OF AGE												
30080	235	CIG SHOW ID/SELL												
30090	235	CIG STORE BUY<20												
31330	234	CIG HOW BUY-OTHR												
31340	234	CIG WHERE-WEB												

A04a: DRUGS. Expected future use among all respondents

01710	53	NO SMK IN 5 YR	1B006	1B006	1B006	1B006	1B006	1B006	1B006	1B006	1B006	1B006	1B006	1B006
01710	236	NO SMK IN 5 YR												
02030	58	NO ALC IN 5 YR	1B017	1B017	1B017	1B017	1B017	1B017	1B017	1B017	1B017	1B017	1B017	1B017
02390	62	NO MJ/HSN IN5YR	1B028	1B028	1B028	1B028	1B028	1B028	1B032	1B032	1B032	1B032	1B032	1B032
02690	65	NO LSD IN 5 YRS	1B037	1B037	1B037	1B037	1B037	1B037	1B041	1B041	1B041	1B041	1B041	1B041
03250	72	NO AMPH IN 5YR	1B052	1B052	1B052	1B052	1B052	1B052	1B059	1B059	1B059	1B059	1B059	1B059
03720	74	NO BARB IN 5YR	1B065	1B065	1B065	1B065	1B065	1B065	1B072	1B072	1B072	1B072	1B072	1B072
04180	78	NO TRNQ IN 5YR	1B075	1B075	1B075	1B075	1B075	1B075	1B082	1B082	1B082	1B082	1B082	1B082
04600	83	NO COKE IN 5YR	1B084	1B084	1B084	1B084	1B084	1B084	1B091	1B091	1B091	1B091	1B091	1B091
05010		NO HER IN 5 YR	1B093	1B093	1B093	1B093	1B093	1B093						
05560	88	NO NARC IN 5YR	1B104	1B104	1B104	1B104	1B104	1B104	1B103	1B103	1B103	1B103	1B103	1B103
09010	152	NXT 12MOS USE MJ		3D04	3D04	3D04	3D04	3D04	3D04	3D04	3D04	3D04	3D04	3D04
23820		CIGS IN NXT 3MOS												
23830		ALCOHOL NXT 3MOS												
23840		MARIJ NEXT 3MOS												
23850		CRACK NEXT 3MOS												
23860		COK PWD NXT 3MOS												
23870		OTH DRG NXT 3MOS												
23880		STEROID NXT 3MOS												
24000		NXT 12M USE CRCK												
24190		NXT 12M USE PWDR												
24440	246	FUTR SMOKE CIGS												
24450	246	FUTR DRINK ALCOL												
24460	247	FUTR TRY/USE MJ												
24470	247	FUTR TRY/USE CRK												
24480	247	FUTR TRY/US COKP												
24490	247	FUTR TRY/US OTH DG												
30130	236	NEVER CIG ADDICT												
30140	237	QUIT CIG WN WANT												
30150	237	SMK -DANGER QUIT												
30290	238	ANTISMK ADS<LKLY												

A04b: DRUGS. Expected future use among nonusers

30120	236	START SMK THISYR												
-------	-----	------------------	--	--	--	--	--	--	--	--	--	--	--	--

A05a: DRUGS. Conditions of use—Alone

01720	54	#X/YR ALC ALONE	1B008A	1B008A	1B008A	1B008A	1B008A	1B008A	1B008A	1B008A	1B008A	1B008A	1B008A	1B008A
02100	59	#X/YR MJ ALONE	1B020A	1B020A	1B020A	1B020A	1B020A	1B020A	1B020A	1B020A	1B020A	1B020A	1B020A	1B020A
02400	63	#X/YR LSD ALONE	1B030A	1B030A	1B030A	1B030A	1B030A	1B030A	1B034A	1B034A	1B034A	1B034A	1B034A	1B034A
02800	69	#X/YR AMPH ALNE	1B044A	1B044A	1B044A	1B044A	1B044A	1B044A	1B051A	1B051A	1B051A	1B051A	1B051A	1B051A
03290		#X/YR BRBT ALNE	1B058A	1B058A	1B058A	1B058A	1B058A	1B058A	1B065A	1B065A	1B065A	1B065A	1B065A	1B065A

Item Ref. No.	QUESTIONNAIRE LOCATION BY YEAR (FORM, SECTION, AND QUESTION NUMBER)																
	1988	1989	1990	1991	1992	1993	1994	1995	1996	1997	1998	1999	2000	2001	2002	2003	

A03a: DRUGS. Availability (continued)

06812			3A30C	3A30C	3A30C	3A30C	3A30C	3A30C	3A30C	3A30C	3A30C	3A30C	3A30C	3A30C	3A30C	3A30C
06812			6A18I	6A20I	6A20I	6A20I	6A21I	6A21I	6A21I	6A21I	6A21I	6A21I	6A21I	6A21I	6A21I	6A21I
06820	2A21H	2A21H	2A21H	2A21H	2A21H	2A21H	2A21H	2A21H	2A21H	2A21H	2A21H	2A21H	2A21H	2A21H	2A21H	2A21H
06820		6A18J	6A18J	6A20J	6A20J	6A20J	6A21J	6A21J	6A21J	6A21J	6A21J	6A21J	6A21J	6A21J	6A21J	6A21J
06830	2A21I	2A21I	2A21I	2A21I	2A21I	2A21I	2A21I	2A21I	2A21I	2A21I	2A21I	2A21I	2A21I	2A21I	2A21I*	2A21I
06830		6A18K	6A18K	6A20K	6A20K	6A20K	6A21K	6A21K	6A21K	6A21K	6A21K	6A21K	6A21K	6A21K	6A21K	6A21K
22350	2E07D	2E07D	2E07D	2E09D	2E09D	2E09D	2E09D	2E09D	2E09D	2E09D	2E09D	2E09D	2E09D	2E09D	2E09D	2E09D
23050		6A18D	6A18D	6A20D	6A20D	6A20D	6A21D	6A21D	6A21D	6A21D	6A21D	6A21D	6A21D	6A21D	6A21D	6A21D
23060				2E09F	2E09F	2E09F	2E09F	2E09F	2E09F	2E09F	2E09F	2E09F	2E09F	2E09F	2E09F	2E09F
23060			6A18M	6A20M	6A20M	6A20M	6A21M	6A21M	6A21M	6A21M	6A21M	6A21M	6A21M	6A21M	6A21M	6A21M
24410			2E07E	2E09E	2E09E	2E09E	2E09E	2E09E	2E09E	2E09E	2E09E	2E09E	2E09E	2E09E	2E09E	2E09E
24410			6A18L	6A20L	6A20L	6A20L	6A21L	6A21L	6A21L	6A21L	6A21L	6A21L	6A21L	6A21L	6A21L	6A21L
25820					6A14	6A14	6A15	6A15	6A15	6A15	6A15	6A15	6A15	6A15	6A15	6A15
30880												4D20	4D20	4D20	4D20	4D20
30950												6A19G	6A19G	6A19G	6A19G	6A19G

A03b: DRUGS. Purchase

23610		6A15P	6A15P	6A17P	6A17P	6A17P	6A18P	6A18P	6A18P		6B03A	6B03A	6B03A	6B03A	6B03A	6B03A
29970											6B03B	6B03B	6B03B	6B03B	6B03B	6B03B
29980											6B03C	6B03C	6B03C	6B03C	6B03C	6B03C
29990											6B03D	6B03D	6B03D	6B03D	6B03D	6B03D
30000											6B03D	6B03D	6B03D	6B03D	6B03D	6B03D
30010											6B03E	6B03E	6B03E	6B03E	6B03E	6B03E
30020											6B04A	6B04A	6B04A	6B04A	6B04A	6B04A
30030											6B04B	6B04B	6B04B	6B04B	6B04B	6B04B
30040											6B04C	6B04C	6B04C	6B04C	6B04C	6B04C
30050											6B04D	6B04D	6B04D	6B04D	6B04D	6B04D
30070											6B06	6B06	6B06	6B06	6B06	6B06
30080											6B06A	6B06A	6B06A	6B06A	6B06A	6B06A
30090											6B07	6B07	6B07	6B07	6B07	6B07
31330															6B03F	6B03F
31340															6B04E	6B04E

A04a: DRUGS. Expected future use among all respondents

01710	1B006	1B006	1B006	1B006	1B006	1B006	1B006	1B006	1B006	1B006	1B006	1B006	1B006	1B006	1B006	1B006
01710										6B14	6B14	6B14	6B14	6B14	6B14	6B14
02030	1B017	1B017	1B017	1B017	1B017	1B017	1B017	1B017	1B017	1B017	1B017	1B017	1B017	1B017	1B017	1B017
02390	1B032	1B032	1B032	1B032	1B032	1B032	1B032	1B032	1B032	1B032	1B032	1B032	1B032	1B032	1B032	1B032
02690	1B041	1B041	1B041	1B041	1B041	1B041	1B041	1B041	1B041	1B041	1B041	1B041	1B041	1B041	1B041	1B041
03250	1B059	1B059	1B059	1B059	1B059	1B059	1B059	1B059	1B059	1B059	1B059	1B059	1B059	1B059	1B059	1B059
03720	1B072	1B072	1B063	1B063	1B063	1B063	1B063	1B063	1B063	1B063	1B063	1B063	1B063	1B063	1B063	1B063
04180	1B082	1B082	1B073	1B073	1B073	1B073	1B073	1B073	1B073	1B073	1B073	1B073	1B073	1B073	1B073	1B073
04600	1B091	1B091	1B085	1B085	1B085	1B085	1B085	1B085	1B085	1B085	1B085	1B085	1B085	1B085	1B085	1B085
05010																
05560	1B103	1B103	1B097	1B097	1B097	1B097	1B097	1B097	1B097	1B097	1B097	1B097	1B097	1B097	1B097	1B097
09010	3D04	3D04	3D04	3D04	3D07	3D07	3D07	3D07	3D07	3D07	3D07	3D07	3D07	3D07	3D07	3D07
23820		6D06A														
23830		6D06B														
23840		6D06C														
23850		6D06D														
23860		6D06E														
23870		6D06F														
23880		6D06G														
24000		6D14	6D14	6D12	6D12	6D12	6D12	6D12	6D12	6D12						
24190		6D16	6D16	6D14	6D14	6D14	6D14	6D14	6D14	6D19	6D19	6D20	6D20			
24440		6D06A	6D08A	6D08A	6D08A	6D08A	6D08A	6D08A	6D08A	6D16A	6D16A	6D17A	6D17A	6D17A	6D17A	6D17A
24450		6D06B	6D08B	6D08B	6D08B	6D08B	6D08B	6D08B	6D08B	6D16B	6D16B	6D17B	6D17B	6D17B	6D17B	6D17B
24460		6D06C	6D08C	6D08C	6D08C	6D08C	6D08C	6D08C	6D08C	6D16C	6D16C	6D17C	6D17C	6D17C	6D17C	6D17C
24470		6D06D	6D08D	6D08D	6D08D	6D08D	6D08D	6D08D	6D08D	6D16D	6D16D	6D17D	6D17D	6D17D	6D17D	6D17D
24480		6D06E	6D08E	6D08E	6D08E	6D08E	6D08E	6D08E	6D08E	6D16E	6D16E	6D17E	6D17E	6D17E	6D17E	6D17E
24490		6D06F	6D08F	6D08F	6D08F	6D08F	6D08F	6D08F	6D08F	6D16F	6D16F	6D17F	6D17F	6D17F	6D17F	6D17F
30130										6B15A	6B15A	6B15A	6B15A	6B15A	6B15A	6B15A
30140										6B15B	6B15B	6B15B	6B15B	6B15B	6B15B	6B15B
30150										6B15C	6B15C	6B15C	6B15C	6B15C	6B15C	6B15C
30290										6D03B	6D03B	6D03B	6D03B	6D03B	6D03B	6D03B

A04b: DRUGS. Expected future use among nonusers

30120										6B13	6B13	6B13	6B13	6B13	6B13	6B13
-------	--	--	--	--	--	--	--	--	--	------	------	------	------	------	------	------

A05a: DRUGS. Conditions of use—Alone

01720	1B008A	1B008A	1B008A	1B008A	1B008A	1B008A	1B008A	1B008A	1B008A	1B008A	1B008A	1B008A	1B008A	1B008A	1B008A	1B008A
02100	1B020A	1B020A	1B020A	1B020A	1B020A	1B020A	1B020A	1B020A	1B020A	1B020A	1B020A	1B020A	1B020A	1B020A	1B020A	1B020A
02400	1B034A	1B034A	1B034A	1B034A	1B034A	1B034A	1B034A	1B034A	1B034A	1B034A	1B034A	1B034A	1B034A	1B034A	1B034A	1B034A
02800	1B051A	1B051A	1B051A	1B051A	1B051A	1B051A	1B051A	1B051A	1B051A	1B051A	1B051A	1B051A	1B051A	1B051A	1B051A	1B051A
03290	1B065A	1B065A														



Item Ref. No.	Page Loc. in this Vol.	ITEM DESCRIPTION (ABBREVIATED)	QUESTIONNAIRE LOCATION BY YEAR (FORM, SECTION, AND QUESTION NUMBER)										
			1976	1977	1978	1979	1980	1981	1982	1983	1984	1985	1986

A06a: DRUGS. Reasons for use (continued)

04880		HERIN ANGR&FRST	1B088I	1B088I	1B088I	1B088I	1B088I	1B088I	1B088I					
04890		HERIN GT THR DA	1B088J	1B088J	1B088J	1B088J	1B088J	1B088J	1B088J					
04900		HERIN INC EF DG	1B088K	1B088K	1B088K	1B088K	1B088K	1B088K	1B088K					
04910		HERIN DEC EF DG	1B088L	1B088L	1B088L	1B088L	1B088L	1B088L	1B088L					
04920		HERIN I AM HOOK	1B088M	1B088M	1B088M	1B088M	1B088M	1B088M	1B088M					
05230	87	NARC EXPERIMENT	1B098A	1B098A	1B098A	1B098A	1B098A	1B098A	1B097A	1B097A	1B097A	1B097A	1B097A	1B097A
05240	87	NARC RELAX	1B098B	1B098B	1B098B	1B098B	1B098B	1B098B	1B097B	1B097B	1B097B	1B097B	1B097B	1B097B
05250	87	NARC GET HIGH	1B098C	1B098C	1B098C	1B098C	1B098C	1B098C	1B097C	1B097C	1B097C	1B097C	1B097C	1B097C
05260	87	NARC SK INSIGTS	1B098D	1B098D	1B098D	1B098D	1B098D	1B098D	1B097D	1B097D	1B097D	1B097D	1B097D	1B097D
05270	87	NARC GD TM FRND	1B098E	1B098E	1B098E	1B098E	1B098E	1B098E	1B097E	1B097E	1B097E	1B097E	1B097E	1B097E
05280	87	NARC FIT IN GRP	1B098F	1B098F	1B098F	1B098F	1B098F	1B098F	1B097F	1B097F	1B097F	1B097F	1B097F	1B097F
05290	87	NARC GT AWY PBM	1B098G	1B098G	1B098G	1B098G	1B098G	1B098G	1B097G	1B097G	1B097G	1B097G	1B097G	1B097G
05300	87	NARC BORED OM	1B098H	1B098H	1B098H	1B098H	1B098H	1B098H	1B097H	1B097H	1B097H	1B097H	1B097H	1B097H
05310	87	NARC ANGR&FRSTN	1B098I	1B098I	1B098I	1B098I	1B098I	1B098I	1B097I	1B097I	1B097I	1B097I	1B097I	1B097I
05320	87	NARC GT THRU DA	1B098J	1B098J	1B098J	1B098J	1B098J	1B098J	1B097J	1B097J	1B097J	1B097J	1B097J	1B097J
05330	87	NARC INC EF DG	1B098K	1B098K	1B098K	1B098K	1B098K	1B098K	1B097K	1B097K	1B097K	1B097K	1B097K	1B097K
05340	87	NARC DEC EF DG	1B098L	1B098L	1B098L	1B098L	1B098L	1B098L	1B097L	1B097L	1B097L	1B097L	1B097L	1B097L
05350	87	NARC GET SLEEP	1B098M	1B098M	1B098M	1B098M	1B098M	1B098M	1B097M	1B097M	1B097M	1B097M	1B097M	1B097M
05360	87	NARC SBST HERIN	1B098N	1B098N	1B098N	1B098N	1B098N	1B098N	1B097N	1B097N	1B097N	1B097N	1B097N	1B097N
05363	87	NARC RLV PHYS P	1B098O	1B098O	1B098O	1B098O	1B098O	1B098O	1B097O	1B097O	1B097O	1B097O	1B097O	1B097O
05366	87	NARC RLV COUGHN			1B098P	1B098P	1B098P	1B098P	1B097P	1B097P	1B097P	1B097P	1B097P	1B097P
05370	87	NARC I AM HOOKD	1B098O	1B098O	1B098Q	1B098Q	1B098Q	1B098Q	1B097Q	1B097Q	1B097Q	1B097Q	1B097Q	1B097Q
23740		STRDS-RECOVR INJ												
23750		STRDS-PREVENT INJ												
23760		STRDS-IMP PERFRM												
23770		STRDS-IMP APPEAR												
23780		STRDS-OTHER RSNS												
30110	236	START SMK LOSEWT												

A06b: DRUGS. Reasons for abstention from, or stopping drug use

09020	153	CNCRN PSYCH DAMG	3D04A	3D04A*	3D04A	3D04A	3D04A	3D04A	3D04A	3D04A	3D04A	3D04A	3D04A	3D04A
09030	153	CNCRN PHYSCL DMG	3D04B	3D04B*	3D04B	3D04B	3D04B	3D04B	3D04B	3D04B	3D04B	3D04B	3D04B	3D04B
09040	153	CNCRN GT ARSTED	3D04C	3D04C*	3D04C	3D04C	3D04C	3D04C	3D04C	3D04C	3D04C	3D04C	3D04C	3D04C
09050	153	CNCRN BECOM ADCT	3D04D	3D04D*	3D04D	3D04D	3D04D	3D04D	3D04D	3D04D	3D04D	3D04D	3D04D	3D04D
09060	153	AGST MY BELIEFS	3D04E	3D04E*	3D04E	3D04E	3D04E	3D04E	3D04E	3D04E	3D04E	3D04E	3D04E	3D04E
09070	153	CNCRN LEGY&AMBTN	3D04F	3D04F*	3D04F	3D04F	3D04F	3D04F	3D04F	3D04F	3D04F	3D04F	3D04F	3D04F
09080	153	CNCRN LOSS CNTRL	3D04G	3D04G*	3D04G	3D04G	3D04G	3D04G	3D04G	3D04G	3D04G	3D04G	3D04G	3D04G
09090	153	MJ ->STRNGR DRGS	3D04H	3D04H*	3D04H	3D04H	3D04H	3D04H	3D04H	3D04H	3D04H	3D04H	3D04H	3D04H
09100	153	MJ NOT ENJOYABLE	3D04I	3D04I*	3D04I	3D04I	3D04I	3D04I	3D04I	3D04I	3D04I	3D04I	3D04I	3D04I
09110	153	PRNTS DISAPPROVE	3D04J	3D04J*	3D04J	3D04J	3D04J	3D04J	3D04J	3D04J	3D04J	3D04J	3D04J	3D04J
09120	153	HS/WF DISAPPROVE	3D04K	3D04K*	3D04K	3D04K	3D04K	3D04K	3D04K	3D04K	3D04K	3D04K	3D04K	3D04K
09130	153	DONT LIKE USERS	3D04L	3D04L*	3D04L	3D04L	3D04L	3D04L	3D04L	3D04L	3D04L	3D04L	3D04L	3D04L
09140	153	FRNDS DNT USE IT	3D04M	3D04M*	3D04M	3D04M	3D04M	3D04M	3D04M	3D04M	3D04M	3D04M	3D04M	3D04M
09150	153	PSSBLY BAD TRIP	3D04N	3D04N*	3D04N	3D04N	3D04N	3D04N	3D04N	3D04N	3D04N	3D04N	3D04N	3D04N
09160	153	TOO EXPENSIVE	3D04O	3D04O*	3D04O	3D04O	3D04O	3D04O	3D04O	3D04O	3D04O	3D04O	3D04O	3D04O
09170	153	NOT AVAILABLE		3D04P	3D04P	3D04P	3D04P	3D04P	3D04P	3D04P	3D04P	3D04P	3D04P	3D04P
09180	153	NOT WNT GET HIGH		3D04Q	3D04Q	3D04Q	3D04Q	3D04Q	3D04Q	3D04Q	3D04Q	3D04Q	3D04Q	3D04Q
24010		CRK CRN PSYC DMG												
24020		CRK CRN PHYS DMG												
24030		CRK CRN GT ARSTD												
24040		CRK CRN ADDICTN												
24050		CRK AGST BELIEFS												
24060		CRK CRN LEGY&AMB												
24070		CRK CRN LSS CNTL												
24080		CRK->STRNGR DRGS												
24090		CRK NT ENJOYABLE												
24100		CRK PRNTS DISAPR												
24110		CRK HS/WF DISAPR												
24120		CRK DISLIKE USRS												
24130		CRK FRNDS DT USE												
24140		CRK TOO EXPENSIV												
24150		CRK NOT AVAILBLE												
24160		CRK NT WNT GT HI												
24170		CRK DEALRS DNGRS												
24180		CRK SUPRT CRMNLS												
24200		PWD CRN PSYC DMG												
24210		PWD CRN PHYS DMG												
24220		PWD CRN GT ARSTD												
24230		PWD CRN ADDICTN												
24240		PWD AGST BELIEFS												
24250		PWD CRN LEGY&AMB												
24260		PWD CRN LSS CNTL												
24270		PWD->STRNGR DRGS												
24280		PWD NT ENJOYABLE												
24290		PWD PRNTS DISAPR												
24300		PWD HS/WF DISAPR												
24310		PWD DISLIKE USRS												
24320		PWD FRNDS DT USE												

*item text changed from previous year

[illegible]


[illegible]

A10b: DRUGS. Education and communication in the mass media

A11a: DRUGS. Own attitudes about use by adults

08560	100	DAP SMK 1PCK CI												
08560	128	DAP SMK 1PCK CIG												
08560	144	DAP SMK 1PCK CIG	3A28A	3A28A	3A28A	3A28A	3A28A	3A28A	3A28A	3A28A	3A28A	3A28A	3A28A	3A28A
08560	230	DAP SMK 1PCK CIG												
08570	100	DAP TRY MRJ 1-2												
08570	128	DAP TRY MRJ 1-2T												
08570	144	DAP TRY MRJ 1-2T	3A28B	3A28B	3A28B	3A28B	3A28B	3A28B	3A28B	3A28B	3A28B	3A28B	3A28B	3A28B
08570	230	DAP TRY MRJ 1-2T												
08580	100	DAP SMK MRJ OCC												
08580	128	DAP SMK MRJ OCCS												
08580	144	DAP SMK MRJ OCCS	3A28C	3A28C	3A28C	3A28C	3A28C	3A28C	3A28C	3A28C	3A28C	3A28C	3A28C	3A28C
08580	230	DAP SMK MRJ OCCS												
08590	100	DAP SMK MRJ REG												
08590	128	DAP SMK MRJ REGL												
08590	144	DAP SMK MRJ REGL	3A28D	3A28D	3A28D	3A28D	3A28D	3A28D	3A28D	3A28D	3A28D	3A28D	3A28D	3A28D
08590	230	DAP SMK MRJ REGL												
08600	144	DAP TRY LSD 1-2T	3A28E	3A28E	3A28E	3A28E	3A28E	3A28E	3A28E	3A28E	3A28E	3A28E	3A28E	3A28E
08600		DAP TRY LSD 1-2T												
08610	145	DAP TKG LSD REGL	3A28F	3A28F	3A28F	3A28F	3A28F	3A28F	3A28F	3A28F	3A28F	3A28F	3A28F	3A28F
08610		DAP TKG LSD REGL												
08620	145	DAP TRY HRN 1-2T	3A28G	3A28G	3A28G	3A28G	3A28G	3A28G	3A28G	3A28G	3A28G	3A28G	3A28G	3A28G
08620		DAP TRY HRN 1-2T												
08630	145	DAP TKG HRN OCCS	3A28H	3A28H	3A28H	3A28H	3A28H	3A28H	3A28H	3A28H	3A28H	3A28H	3A28H	3A28H
08630		DAP TKG HRN OCCS												
08640	145	DAP TKG HRN REGL	3A28I	3A28I	3A28I	3A28I	3A28I	3A28I	3A28I	3A28I	3A28I	3A28I	3A28I	3A28I
08640		DAP TKG HRN REGL												
08650	145	DAP TRY BRB 1-2T	3A28J	3A28J	3A28J	3A28J	3A28J	3A28J	3A28J	3A28J	3A28J	3A28J	3A28J	3A28J
08660	145	DAP TKG BRB REGL	3A28K	3A28K	3A28K	3A28K	3A28K	3A28K	3A28K	3A28K	3A28K	3A28K	3A28K	3A28K
08670	145	DAP TRY AMP 1-2T	3A28L	3A28L	3A28L	3A28L	3A28L	3A28L	3A28L	3A28L	3A28L	3A28L	3A28L	3A28L
08670		DAP TRY AMP 1-2T												
08680	145	DAP TKG AMP REGL	3A28M	3A28M	3A28M	3A28M	3A28M	3A28M	3A28M	3A28M	3A28M	3A28M	3A28M	3A28M
08680		DAP TKG AMP REGL												
08690	145	DAP TRY COC 1-2T	3A28N	3A28N	3A28N	3A28N	3A28N	3A28N	3A28N	3A28N	3A28N	3A28N	3A28N	3A28N
08690	231	DAP TRY COC 1-2T												
08700	145	DAP TKG COC REGL	3A28O	3A28O	3A28O	3A28O	3A28O	3A28O	3A28O	3A28O	3A28O	3A28O	3A28O	3A28O
08710	101	DAP TRY DRK ALC												
08710	129	DAP TRY DRK ALCL												
08710	146	DAP TRY DRK ALCL	3A28P	3A28P	3A28P	3A28P	3A28P	3A28P	3A28P	3A28P	3A28P	3A28P	3A28P	3A28P
08710		DAP TRY DRK ALCL												
08720	101	DAP 1-2 DRK/DAY												
08720	129	DAP 1-2 DRK/DAY												
08720	146	DAP 1-2 DRK/DAY	3A28Q	3A28Q	3A28Q	3A28Q	3A28Q	3A28Q	3A28Q	3A28Q	3A28Q	3A28Q	3A28Q	3A28Q
08720	231	DAP 1-2 DRK/DAY												
08730	101	DAP 4-5 DRK/DAY												
08730	129	DAP 4-5 DRK/DAY												
08730	146	DAP 4-5 DRK/DAY	3A28R	3A28R	3A28R	3A28R	3A28R	3A28R	3A28R	3A28R	3A28R	3A28R	3A28R	3A28R
08730	231	DAP 4-5 DRK/DAY												
08740	101	DAP 5+ DRK WKND												
08740	129	DAP 5+ DRK WKND												
08740	146	DAP 5+ DRK WKND	3A28S	3A28S	3A28S	3A28S	3A28S	3A28S	3A28S	3A28S	3A28S	3A28S	3A28S	3A28S
08740	231	DAP 5+ DRK WKND												
23630	100	DAP COK PWD 1-2												
23630	129	DAP COK PWD 1-2T												
23630		DAP COK PWD 1-2T												
23640	100	DAP COK PWDR OC												
23640	129	DAP COK PWDR OCC												
23640		DAP COK PWDR OCC												
23650	100	DAP COK PWDR RE												

[illegible]



Item Ref. No.	Page Loc. in this Vol.	ITEM DESCRIPTION (ABBREVIATED)	QUESTIONNAIRE LOCATION											
			BY YEAR											
			(FORM, SECTION, AND QUESTION NUMBER)											
			1976	1977	1978	1979	1980	1981	1982	1983	1984	1985	1986	1987

A11d: DRUGS. Own attitudes about use by people of high school age (continued)

30340	239	CIG SMKRS-PEERS												
-------	-----	-----------------	--	--	--	--	--	--	--	--	--	--	--	--

A12a: DRUGS. Parents' attitudes regarding drugs

11380		PRNT DAP CIGS	4E09A	4E09A	4E08A	4E08A								
11390		PRNT DAP TRY MRJ	4E09B	4E09B	4E08B	4E08B								
11400		PRNT DAP MJ OCC	4E09C	4E09C	4E08C	4E08C								
11410		PRNT DAP MJ REG	4E09D	4E09D	4E08D	4E08D								
11420		PRNT DAP TRY LSD	4E09E	4E09E	4E08E	4E08E								
11430		PRNT DAP TRY AMP	4E09F	4E09F	4E08F	4E08F								
11440		PRNT DAP 1-2DR/D	4E09G	4E09G	4E08G	4E08G								
11450		PRNT DAP 4-5DR/D	4E09H	4E09H	4E08H	4E08H								
11460		PRNT DAP 5+DR/WE	4E09I	4E09I	4E08I	4E08I								

A12b: DRUGS. Friends and fellow students' attitudes regarding drugs

11470	186	FRD DAP CIGS		4E10A		4E09A	4E08A	4E08A	4E08A	4E08A	4E08A	4E08A	4E08A	4E08A
11470	247	FRD DAP CIGS												
11480	187	FRD DAP TRY MARJ		4E10B		4E09B	4E08B	4E08B	4E08B	4E08B	4E08B	4E08B	4E08B	4E08B
11480	248	FRD DAP TRY MARJ												
11490	187	FRD DAP MJ OCC		4E10C		4E09C	4E08C	4E08C	4E08C	4E08C	4E08C	4E08C	4E08C	4E08C
11490	248	FRD DAP MJ OCC												
11500	187	FRD DAP MJ REG		4E10D		4E09D	4E08D	4E08D	4E08D	4E08D	4E08D	4E08D	4E08D	4E08D
11500	248	FRD DAP MJ REG												
11510	187	FRD DAP TRY LSD		4E10E		4E09E	4E08E	4E08E	4E08E	4E08E	4E08E	4E08E	4E08E	4E08E
11510		FRD DAP TRY LSD												
11520	187	FRD DAP TRY AMP		4E10F		4E09F	4E08F	4E08F	4E08F	4E08F	4E08F	4E08F	4E08F	4E08F
11520		FRD DAP TRY AMP												
11525	187	FRD DAP TRY COKE											4E08G	4E08G
11526	187	FRD DAP COKE OCC											4E08H	4E08H
11530	187	FRD DAP 1-2DR/DA		4E10G		4E09G	4E08G	4E08G	4E08G	4E08G	4E08G	4E08G	4E08I	4E08I
11530	248	FRD DAP 1-2DR/DA												
11540	187	FRD DAP 4-5DR/DA		4E10H		4E09H	4E08H	4E08H	4E08H	4E08H	4E08H	4E08H	4E08J	4E08J
11540	249	FRD DAP 4-5DR/DA												
11550	187	FRD DAP 5+DR/WKD		4E10I		4E09I	4E08I	4E08I	4E08I	4E08I	4E08I	4E08I	4E08K	4E08K
11550	249	FRD DAP 5+DR/WKD												
11551	188	FRD DAP DRIV+2DR									4E08J	4E08J	4E08L	4E08L
11551	249	FRD DAP DRIV+2DR												
11552	188	FRD DAP DRIV+5DR									4E08K	4E08K	4E08M	4E08M
11552	249	FRD DAP DRIV+5DR												
13650	157	DRG USE+,MAJ STD	5E06A	5E07A	5E07A	5E05A	5E07A		3E07A	3E07A	3E07A	3E07A	3E07A	3E07A
13660	157	DRG USE+,MY FRND	5E06B	5E07B	5E07B	5E05B	5E07B		3E07B	3E07B	3E07B	3E07B	3E07B	3E07B
22450	189	DISAP USE-PEOPLE												4E10D
23940	248	FRD DAP TRY CRCK												
23950	248	FRD DAP CRCK OCC												
23960	248	FRD DAP TRY PWDR												
23970	248	FRD DAP PWDR OCC												
30380	247	FRND DAP CIG OCC												
30390	247	FRND DAP CIG DLY												
30400	247	FRND DAP SMKL OC												
30410	248	FRND DAP SMKL DL												
30420	248	FRND DAP SMKL D+												

A12c: DRUGS. Perception of drug users

12780		PSN TKG MJ/AMBT	5D02A											
12790		PSN TKG MJ/-SOCL	5D02B											
12800		PSN TKG MJ/CNFMG	5D02C											
12810		PSN TKG MJ/CRMNL	5D02D											
12820		PSN TKG MJ/-STBL	5D02E											
12830		PSN TKG MJ/INTRS	5D02F											
12840		PSN TKG MJ/RBLS	5D02G											
12850		PSN TKG MJ/SNSBL	5D02H											
12860		PSN TKG MJ/SX PR	5D02I											
12870		PSN TKG MJ/WKWLD	5D02J											
12890		PSN TKG DG/AMBT	5D03A											
12900		PSN TKG DG/-SOCL	5D03B											
12910		PSN TKG DG/CNFMG	5D03C											
12920		PSN TKG DG/CRMNL	5D03D											
12930		PSN TKG DG/-STBL	5D03E											
12940		PSN TKG DG/INTRS	5D03F											
12950		PSN TKG DG/RBLS	5D03G											
12960		PSN TKG DG/SNSBL	5D03H											
12970		PSN TKG DG/SX PR	5D03I											
12980		PSN TKG DG/WKWLD	5D03J											
13190		PPL/MJUSR>CREATV		5E02A	5E02A		5E02A	5E02A	5E02A	5E02A				
13200		PPL/MJUSR<SENSBL		5E02B	5E02B		5E02B	5E02B	5E02B	5E02B				
13210		PPL/MJUSR>INTRST		5E02C	5E02C		5E02C	5E02C	5E02C	5E02C				
13220		PPL/MJUSR<HRDWKG		5E02D	5E02D		5E02D	5E02D	5E02D	5E02D				

Item Ref. No.	QUESTIONNAIRE LOCATION BY YEAR (FORM, SECTION, AND QUESTION NUMBER)																
	1988	1989	1990	1991	1992	1993	1994	1995	1996	1997	1998	1999	2000	2001	2002	2003	

A11d: DRUGS. Own attitudes about use by people of high school age (continued)

30340											6D04D	6D04D*	6D04D	6D04D	6D04D	6D04D
-------	--	--	--	--	--	--	--	--	--	--	-------	--------	-------	-------	-------	-------

A12a: DRUGS. Parents' attitudes regarding drugs

11380																
11390																
11400																
11410																
11420																
11430																
11440																
11450																
11460																

A12b: DRUGS. Friends and fellow students' attitudes regarding drugs

11470	4E07A	4E07A	4E07A	4E07A	4E07A	4E07A	4E07A	4E07A	4E07A	4E07A	4E07A	4E07A	4E06A	4E06A	4E06A	4E06A
11470		6D12A	6D12A	6D12A	6D10A	6D10A	6D10A	6D10A	6D10A	6D10A	6D17C	6D17C	6D18C	6D18C	6D18C	6D18C
11480	4E07B	4E07B	4E07B	4E07B	4E07B	4E07B	4E07B	4E07B	4E07B	4E07B	4E07B	4E07B	4E06B	4E06B	4E06B	4E06B
11480		6D12B	6D12B	6D10B	6D10B	6D10B	6D10B	6D10B	6D10B	6D10B	6D17G	6D17G	6D18G	6D18G	6D18G	6D18G
11490	4E07C	4E07C	4E07C	4E07C	4E07C	4E07C	4E07C	4E07C	4E07C	4E07C	4E07C	4E07C	4E06C	4E06C	4E06C	4E06C
11490		6D12C	6D12C	6D10C	6D10C	6D10C	6D10C	6D10C	6D10C	6D10C	6D17H	6D17H	6D18H	6D18H	6D18H	6D18H
11500	4E07D	4E07D	4E07D	4E07D	4E07D	4E07D	4E07D	4E07D	4E07D	4E07D	4E07D	4E07D	4E06D	4E06D	4E06D	4E06D
11500		6D12D	6D12D	6D10D	6D10D	6D10D	6D10D	6D10D	6D10D	6D10D	6D17I	6D17I	6D18I	6D18I	6D18I	6D18I
11510	4E07E	4E07E	4E07E	4E07E	4E07E	4E07E	4E07E	4E07E	4E07E	4E07E	4E07E	4E07E	4E06E	4E06E	4E06E	4E06E
11510		6D12E														
11520	4E07F	4E07F	4E07F	4E07F	4E07F	4E07F	4E07F	4E07F	4E07F	4E07F	4E07F	4E07F	4E06F	4E06F	4E06F	4E06F
11520		6D12F														
11525	4E07G	4E07G	4E07G	4E07G	4E07G	4E07G	4E07G	4E07G	4E07G	4E07G	4E07G	4E07G	4E06G	4E06G	4E06G	4E06G
11526	4E07H	4E07H	4E07H	4E07H	4E07H	4E07H	4E07H	4E07H	4E07H	4E07H	4E07H	4E07H	4E06H	4E06H	4E06H	4E06H
11530	4E07I	4E07I	4E07I	4E07I	4E07I	4E07I	4E07I	4E07I	4E07I	4E07I	4E07I	4E07I	4E06I	4E06I	4E06I	4E06I
11530		6D12K	6D12I	6D10I	6D10I	6D10I	6D10I	6D10I	6D10I	6D10I	6D17N	6D17N	6D18N	6D18N	6D18N	6D18N
11540	4E07J	4E07J	4E07J	4E07J	4E07J	4E07J	4E07J	4E07J	4E07J	4E07J	4E07J	4E07J	4E06J	4E06J	4E06J	4E06J
11540		6D12L	6D12J	6D10J	6D10J	6D10J	6D10J	6D10J	6D10J	6D10J	6D17O	6D17O	6D18O	6D18O	6D18O	6D18O
11550	4E07K	4E07K	4E07K	4E07K	4E07K	4E07K	4E07K	4E07K	4E07K	4E07K	4E07K	4E07K	4E06K	4E06K	4E06K	4E06K
11550		6D12M	6D12K	6D10K	6D10K	6D10K	6D10K	6D10K	6D10K	6D10K	6D17P	6D17P	6D18P	6D18P	6D18P	6D18P
11551	4E07L	4E07L	4E07L	4E07L	4E07L	4E07L	4E07L	4E07L	4E07L	4E07L	4E07L	4E07L	4E06L	4E06L	4E06L	4E06L
11551		6D12N	6D12L	6D10L	6D10L	6D10L	6D10L	6D10L	6D10L	6D10L	6D17Q	6D17Q	6D18Q	6D18Q	6D18Q	6D18Q
11552	4E07M	4E07M	4E07M	4E07M	4E07M	4E07M	4E07M	4E07M	4E07M	4E07M	4E07M	4E07M	4E06M	4E06M	4E06M	4E06M
11552		6D12O	6D12M	6D10M	6D10M	6D10M	6D10M	6D10M	6D10M	6D10M	6D17R	6D17R	6D18R	6D18R	6D18R	6D18R
13650	3E07A	3E07A	3E07A	3E07A	3E07A	3E07A	3E07A	3E07A	3E07A	3E07A	3E05A	3E06A	3E06A	3E06A	3E06A	3E06A
13660	3E07B	3E07B	3E07B	3E07B	3E07B	3E07B	3E07B	3E07B	3E07B	3E07B	3E05B	3E06B	3E06B	3E06B	3E06B	3E06B
22450	4E09D	4E09D	4E09D	4E09D	4E09D	4E09D	4E09D	4E09D	4E09D	4E09D	4E09D	4E09D	4E08D	4E08D	4E08D	4E08D
23940		6D12G	6D12E	6D10E	6D10E	6D10E	6D10E	6D10E	6D10E	6D10E	6D17J	6D17J	6D18J	6D18J	6D18J	6D18J
23950		6D12H	6D12F	6D10F	6D10F	6D10F	6D10F	6D10F	6D10F	6D10F	6D17K	6D17K	6D18K	6D18K	6D18K	6D18K
23960		6D12I	6D12G	6D10G	6D10G	6D10G	6D10G	6D10G	6D10G	6D10G	6D17L	6D17L	6D18L	6D18L	6D18L	6D18L
23970		6D12J	6D12H	6D10H	6D10H	6D10H	6D10H	6D10H	6D10H	6D10H	6D17M	6D17M	6D18M	6D18M	6D18M	6D18M
30380											6D17A	6D17A	6D18A	6D18A	6D18A	6D18A
30390											6D17B	6D17B	6D18B	6D18B	6D18B	6D18B
30400											6D17D	6D17D	6D18D	6D18D	6D18D	6D18D
30410											6D17E	6D17E	6D18E	6D18E	6D18E	6D18E
30420											6D17F	6D17F	6D18F	6D18F	6D18F	6D18F

A12c: DRUGS. Perception of drug users

12780																
12790																
12800																
12810																
12820																
12830																
12840																
12850																
12860																
12870																
12890																
12900																
12910																
12920																
12930																
12940																
12950																
12960																
12970																
12980																
13190																
13200																
13210																
13220																

*=item text changed from previous year

[illegible]

A12c: DRUGS. Perception of drug users (continued)

[illegible][illegible][illegible][illegible]

12360			1A012A	1A012A	1A012A	1A012A	1A012A	1A012A	1A012A	1A012A	1A012A	1A012A	1A012A	1A012A	1A012A	1A012A	
12360	5A23A	5A23A 6A16A	2A04A	2A04A	2A04A	2A04A	2A04A	2A04A	2A04A	2A04A	2A04A	2A04A	2A04A	2A04A	2A04A	2A04A	
12360			3A29A	3A29A	3A29A	3A29A	3A29A	3A29A	3A29A	3A29A	3A29A	3A29A	3A29A	3A29A	3A29A	3A29A	
12360			5A23A	5A23A	5A23A	5A23A	5A23A	5A23A	5A23A	5A23A	5A23A	5A23A	5A23A	5A23A	5A23A	5A23A	5A23A
12360			6A16A	6A16A	6A16A	6A16A	6A16A	6A16A	6A16A	6A16A	6A16A	6A16A	6A16A	6A16A	6A16A	6A16A	6A16A
12365	5A23U	5A23U	5A23U	5A23U	5A23U	5A23U	5A23U	5A23U	5A23U	5A23U	5A23U	5A23U	5A23U	5A23U	5A23U	5A23U	
12370	5A23B	5A23B	1A012B	1A012B	1A012B	1A012B	1A012B	1A012B	1A012B	1A012B	1A012B	1A012B	1A012B	1A012B	1A012B	1A012B	
12370			2A04B	2A04B	2A04B	2A04B	2A04B	2A04B	2A04B	2A04B	2A04B	2A04B	2A04B	2A04B	2A04B	2A04B	
12370			3A29B	3A29B	3A29B	3A29B	3A29B	3A29B	3A29B	3A29B	3A29B	3A29B	3A29B	3A29B	3A29B	3A29B	3A29B
12370			5A23B	5A23B	5A23B	5A23B	5A23B	5A23B	5A23B	5A23B	5A23B	5A23B	5A23B	5A23B	5A23B	5A23B	5A23B
12370	5A23C	5A23C	6A16B	6A16B	6A16B	6A16B	6A16B	6A16B	6A16B	6A16B	6A16B	6A16B	6A16B	6A16B	6A16B	6A16B	
12380			1A012C	1A012C	1A012C	1A012C	1A012C	1A012C	1A012C	1A012C	1A012C	1A012C	1A012C	1A012C	1A012C	1A012C	1A012C
12380			2A04C	2A04C	2A04C	2A04C	2A04C	2A04C	2A04C	2A04C	2A04C	2A04C	2A04C	2A04C	2A04C	2A04C	2A04C
12380			3A29C	3A29C	3A29C	3A29C	3A29C	3A29C	3A29C	3A29C	3A29C	3A29C	3A29C	3A29C	3A29C	3A29C	3A29C
12380			5A23C	5A23C	5A23C	5A23C	5A23C	5A23C	5A23C	5A23C	5A23C	5A23C	5A23C	5A23C	5A23C	5A23C	
12380	5A23D	5A23D	6A16C	6A16C	6A16C	6A16C	6A16C	6A16C	6A16C	6A16C	6A16C	6A16C	6A16C	6A16C	6A16C	6A16C	
12390			1A012D	1A012D	1A012D	1A012D	1A012D	1A012D	1A012D	1A012D	1A012D	1A012D	1A012D	1A012D	1A012D	1A012D	1A012D
12390			2A04D	2A04D	2A04D	2A04D	2A04D	2A04D	2A04D	2A04D	2A04D	2A04D	2A04D	2A04D	2A04D	2A04D	2A04D
12390			3A29D	3A29D	3A29D	3A29D	3A29D	3A29D	3A29D	3A29D	3A29D	3A29D	3A29D	3A29D	3A29D	3A29D	3A29D
12390			5A23D	5A23D	5A23D	5A23D	5A23D	5A23D	5A23D	5A23D	5A23D	5A23D	5A23D	5A23D	5A23D	5A23D	
12390	5A23E	5A23E	6A16D	6A16D	6A16D	6A16D	6A16D	6A16D	6A16D	6A16D	6A16D	6A16D	6A16D	6A16D	6A16D	6A16D	
12400			5A23E	5A23E	5A23E	5A23E	5A23E	5A23E	5A23E	5A23E	5A23E	5A23E	5A23E	5A23E	5A23E	5A23E	5A23E
12400			6A16E	6A16E	6A16E	6A16E	6A16E	6A16E	6A16E	6A16E	6A16E	6A16E	6A16E	6A16E	6A16E	6A16E	6A16E
12410			5A23F	5A23F	5A23F	5A23F	5A23F	5A23F	5A23F	5A23F	5A23F	5A23F	5A23F	5A23F	5A23F	5A23F	5A23F
12410			6A16F														

A14a: DRUGS. Risk of harm to self (continued)

A14b: DRUGS. Risk of drug harm to others

[illegible]

A14a: DRUGS. Risk of harm to self (continued)

A14b: DRUGS. Risk of drug harm to others

[illegible]

[illegible]

Item Ref. No.	QUESTIONNAIRE LOCATION BY YEAR (FORM, SECTION, AND QUESTION NUMBER)															
	1988	1989	1990	1991	1992	1993	1994	1995	1996	1997	1998	1999	2000	2001	2002	2003

A15a: DRUGS. Admitting use in questionnaire

20800	5E10	5E10	5E11	5E11	5E11	5E11	5E11	5E11	5E11	5E11	5E11	5E11	5E11	5E11	5E11	5E11
20810	5E11	5E11	5E12	5E12	5E12	5E12	5E12	5E12	5E12	5E12	5E12	5E12	5E12	5E12	5E12	5E12
20820	5E12	5E12	5E13	5E13	5E13	5E13	5E13	5E13	5E13	5E13	5E13	5E13	5E13	5E13	5E13	5E13

A16a: DRUGS. Parent groups

21730																
21740																
21750																
21760																
21770																
21780																
21790																

A17a: DRUGS. Perceived use of drugs by role models

22380	4E08A	4E08A	4E08A	4E08A	4E08A	4E08A	4E08A	4E08A	4E08A	4E08A	4E08A	4E07A	4E07A	4E07A	4E07A	4E07A
22380												6D05A	6D05A	6D05A	6D05A	6D05A
22390	4E08B	4E08B	4E08B	4E08B	4E08B	4E08B	4E08B	4E08B	4E08B	4E08B	4E08B	4E07B	4E07B	4E07B	4E07B	4E07B
22390												6D05B	6D05B	6D05B	6D05B	6D05B
22400	4E08C	4E08C	4E08C	4E08C	4E08C	4E08C	4E08C	4E08C	4E08C	4E08C	4E08C	4E07C	4E07C	4E07C	4E07C	4E07C
22400												6D05C	6D05C	6D05C	6D05C	6D05C
22405												6D05D	6D05D	6D05D	6D05D	6D05D
30310												6D04A	6D04A	6D04A	6D04A	6D04A
30320												6D04B	6D04B	6D04B	6D04B	6D04B
30330												6D04C	6D04C	6D04C	6D04C	6D04C
30340												6D04D	6D04D	6D04D	6D04D	6D04D

A17b: DRUGS. Perceived attitudes toward drugs by role models

22420	4E09A	4E09A	4E09A	4E09A	4E09A	4E09A	4E09A	4E09A	4E09A	4E09A	4E09A	4E08A	4E08A	4E08A	4E08A	4E08A
22430	4E09B	4E09B	4E09B	4E09B	4E09B	4E09B	4E09B	4E09B	4E09B	4E09B	4E09B	4E08B	4E08B	4E08B	4E08B	4E08B
22440	4E09C	4E09C	4E09C	4E09C	4E09C	4E09C	4E09C	4E09C	4E09C	4E09C	4E09C	4E08C	4E08C	4E08C	4E08C	4E08C
22450	4E09D	4E09D	4E09D	4E09D	4E09D	4E09D	4E09D	4E09D	4E09D	4E09D	4E09D	4E08D	4E08D	4E08D	4E08D	4E08D

A18a: DRUGS. Advertising

30260										6D01	6D01	6D01	6D01	6D01	6D01	6D01
30270										6D02	6D02	6D02	6D02	6D02	6D02	6D02
30280										6D03A	6D03A	6D03A	6D03A	6D03A	6D03A	6D03A
30290										6D03B	6D03B	6D03B	6D03B	6D03B	6D03B	6D03B
30300										6D03C	6D03C	6D03C	6D03C	6D03C	6D03C	6D03C

A18b: DRUGS. Logos

30160										6B16	6B16	6B16	6B16	6B16	6B16	6B16
30170										6B16Aa	6B16Aa	6B16Aa	6B16Aa	6B16Aa	6B16Aa	6B16Aa
30180										6B16Ab	6B16Ab	6B16Ab	6B16Ab	6B16Ab	6B16Ab	6B16Ab
30190										6B16Ac	6B16Ac	6B16Ac	6B16Ac	6B16Ac	6B16Ac	6B16Ac
30200										6B16Ad	6B16Ad	6B16Ad	6B16Ad	6B16Ad	6B16Ad	6B16Ad
30210										6B16Ae	6B16Ae	6B16Ae	6B16Ae	6B16Ae	6B16Ae	6B16Ae
30220										6B16Af	6B16Af	6B16Af	6B16Af	6B16Af	6B16Af	6B16Af

A18c: DRUGS. Coupons

30230										6B17	6B17	6B17	6B17	6B17	6B17	6B17
30240										6B17A	6B17A	6B17A	6B17A	6B17A	6B17A	6B17A

A18d: DRUGS. Free samples

30250										6B18	6B18	6B18	6B18	6B18	6B18	6B18
-------	--	--	--	--	--	--	--	--	--	------	------	------	------	------	------	------

A18e: DRUGS. Movies or TV

30360										6D06	6D06	6D06	6D06	6D06	6D06	6D06
30370										6D07	6D07	6D07	6D07	6D07	6D07	6D07

B01: EDUCATION. High school: scholastic status, objectives, experiences


00390	1C14	1C14	1C14	1C014	1C014	1C014	1C014	1C014	1C014	1C014	1C014	1C014	1C014	1C014	1C014	1C014
00390	2C14	2C14	2C14	2C14	2C14	2C14	2C14	2C14	2C14	2C14	2C14	2C14	2C14	2C14	2C14	2C14
00390	3C14	3C14	3C14	3C14	3C14	3C14	3C14	3C14	3C14	3C14	3C14	3C14	3C14	3C14	3C14	3C14
00390	4C14	4C14	4C14	4C14	4C14	4C14	4C14	4C14	4C14	4C14	4C14	4C14	4C14	4C14	4C14	4C14
00390	5C14	5C14	5C14	5C14	5C14	5C14	5C14	5C14	5C14	5C14	5C14	5C14	5C14	5C14	5C14	5C14
00390		6C14	6C14	6C14	6C14	6C14	6C14	6C14	6C14	6C14	6C14	6C14	6C14	6C14	6C14	6C14
00400	1C15	1C15	1C15	1C015	1C015	1C015	1C015	1C015	1C015	1C015	1C015	1C015	1C015	1C015	1C015	1C015
00400	2C15	2C15	2C15	2C15	2C15	2C15	2C15	2C15	2C15	2C15	2C15	2C15	2C15	2C15	2C15	2C15
00400	3C15	3C15	3C15	3C15	3C15	3C15	3C15	3C15	3C15	3C15	3C15	3C15	3C15	3C15	3C15	3C15
00400	4C15	4C15	4C15	4C15	4C15	4C15	4C15	4C15	4C15	4C15	4C15	4C15	4C15	4C15	4C15	4C15
00400	5C15	5C15	5C15	5C15	5C15	5C15	5C15	5C15	5C15	5C15	5C15	5C15	5C15	5C15	5C15	5C15



Item Ref. No.	Page Loc. in this Vol.	ITEM DESCRIPTION (ABBREVIATED)	QUESTIONNAIRE LOCATION											
			BY YEAR											
			(FORM, SECTION, AND QUESTION NUMBER)											
			1976	1977	1978	1979	1980	1981	1982	1983	1984	1985	1986	1987

B01: EDUCATION. High school: scholastic status, objectives, experiences (continued)

00400	23	R'S HS PROGRAM												
00410	23	RT SF SCH AB>AV	1C16	1C16	1C16	1C16	1C16	1C16	1C16	1C16	1C16	1C16	1C16	1C16
00410	23	RT SF SCH AB>AVG	2C16	2C16	2C16	2C16	2C16	2C16	2C16	2C16	2C16	2C16	2C16	2C16
00410	23	RT SF SCH AB>AVG	3C16	3C16	3C16	3C16	3C16	3C16	3C16	3C16	3C16	3C16	3C16	3C16
00410	23	RT SF SCH AB>AVG	4C16	4C16	4C16	4C16	4C16	4C16	4C16	4C16	4C16	4C16	4C16	4C16
00410	23	RT SF SCH AB>AVG	5C16	5C16	5C16	5C16	5C16	5C16	5C16	5C16	5C16	5C16	5C16	5C16
00410	23	RT SF SCH AB>AVG												
00420	23	RT SF INTELL>AV	1C17	1C17	1C17	1C17	1C17	1C17	1C17	1C17	1C17	1C17	1C17	1C17
00420	23	RT SF INTELL>AVG	2C17	2C17	2C17	2C17	2C17	2C17	2C17	2C17	2C17	2C17	2C17	2C17
00420	23	RT SF INTELL>AVG	3C17	3C17	3C17	3C17	3C17	3C17	3C17	3C17	3C17	3C17	3C17	3C17
00420	23	RT SF INTELL>AVG	4C17	4C17	4C17	4C17	4C17	4C17	4C17	4C17	4C17	4C17	4C17	4C17
00420	23	RT SF INTELL>AVG	5C17	5C17	5C17	5C17	5C17	5C17	5C17	5C17	5C17	5C17	5C17	5C17
00420	23	RT SF INTELL>AVG												
00470	24	R HS GRADE/D=1	1C20	1C20	1C20	1C20	1C20	1C20	1C20	1C20	1C20	1C20	1C20	1C20
00470	24	R HS GRADE/D=1	2C20	2C20	2C20	2C20	2C20	2C20	2C20	2C20	2C20	2C20	2C20	2C20
00470	24	R HS GRADE/D=1	3C20	3C20	3C20	3C20	3C20	3C20	3C20	3C20	3C20	3C20	3C20	3C20
00470	24	R HS GRADE/D=1	4C20	4C20	4C20	4C20	4C20	4C20	4C20	4C20	4C20	4C20	4C20	4C20
00470	24	R HS GRADE/D=1	5C20	5C20	5C20	5C20	5C20	5C20	5C20	5C20	5C20	5C20	5C20	5C20
00470	24	R HS GRADE/D=1												
01310	44	SAT EDUC EXPRNC	1A006E	1A006E	1A006E	1A006E	1A006E	1A006E	1A006E	1A006E	1A006E	1A006E	1A006E	1A006E
01660	49	GO SCH ENJY XPR	1A011I	1A011I	1A011I	1A011I	1A011I	1A011I	1A011I	1A011I	1A011I	1A011I	1A011I	1A011I
01670	49	DO WL SC IMP/JB	1A011J	1A011J	1A011J	1A011J	1A011J	1A011J	1A011J	1A011J	1A011J	1A011J	1A011J	1A011J
05700	92	*SC WRK NVR MNG	1D002	1D002	1D002	1D002	1D002	1D002	1D002	1D002	1D002	1D002	1D002	1D002
05700	223	*SC WRK NVR MNG												
05710	93	*MST COUR V DUL	1D003	1D003	1D003	1D003	1D003	1D003	1D003	1D003	1D003	1D003	1D003	1D003
05710	223	*MST COUR V DUL												
05720	93	*LRN SCH NT IMP	1D004	1D004	1D004	1D004	1D004	1D004	1D004	1D004	1D004	1D004	1D004	1D004
05720	223	*LRN SCH NT IMP												
07630	92	R LIKES SCHOOL	1D001	1D001	1D001	1D001	1D001	1D001	1D001	1D001	1D001	1D001	1D001	1D001
07630	130	R LIKES SCHOOL	2E02	2E06	2E06	2E08	2E09	2E09	2E12	2E12	2E12	2E12	2E12	2E12
07630		R LIKES SCHOOL	3E08	3E07	3E07	3E07	3E07	3E07						
07630		R LIKES SCHOOL	4E10											
07630		R LIKES SCHOOL	5E04	5E05	5E05	5E03	5E05							
07640	130	HRS/WK SPND HMWK	2E03	2E07	2E07	2E09	2E10	2E10	2E13	2E13	2E13	2E13	2E13	2E13
09860		HAD SEX ED IN HS	3E09	3E08	3E08	3E08	3E08	3E08	3E04	3E04	3E04	3E04	3E04	3E04
09870		STUDY BC IN HS	3E10	3E09	3E09	3E09	3E09	3E09	3E05	3E05	3E05	3E05	3E05	3E05
22170	130	SCH ACTV-PBLCTNS											2E07A	2E14A
22170	226	SCH ACTV-PBLCTNS												
22180	130	SCH ACTV-PRF ART											2E07B	2E14B
22180	227	SCH ACTV-PRF ART												
22190	131	SCH ACTV-ATHLTCS											2E07C	2E14C
22190	227	SCH ACTV-ATHLTCS												
22200	131	SCH ACTV-OTH ACT											2E07D	2E14D
22200	227	SCH ACTV-OTH ACT												
23090	223	LSTYR/ENJOY SCHL												
23100	223	LSTYR/HATE SCHL												
23110	223	LSTYR/DO BEST WK												
23120	223	LSTYR/SCH 2 HARD												
23130	224	LSTYR/FOOL ROUND												
23140	224	LSTYR/WK NT DONE												
23150	224	LSTYR/GT GD GRDS												
23160	224	LSTYR/U MISBEHAV												
23170	224	LSTYR/SKIP SCHL												
23180		8THGR/ENJOY SCHL												
23190		8THGR/HATE SCHL												
23200		8THGR/DO BEST WK												
23210		8THGR/SCH 2 HARD												
23220		8THGR/FOOL ROUND												
23230		8THGR/WK NT DONE												
23240		8THGR/GT GD GRDS												
23250		8THGR/U MISBEHAV												
23260		8THGR/SKIP SCHL												
23270	224	5-6GR/ENJOY SCHL												
23280	224	5-6GR/HATE SCHL												
23290	225	5-6GR/DO BEST WK												
23300	225	5-6GR/SCH 2 HARD												
23310	225	5-6GR/FOOL ROUND												
23320	225	5-6GR/WK NT DONE												
23330	225	5-6GR/GT GD GRDS												
23340	225	5-6GR/U MISBEHAV												
23350	225	5-6GR/SKIP SCHL												
23360	227	SCH ATV-ACDMC CL												
23370	227	SCH ATV-STDN GVT												
23530	227	EVER HELD BACK												
23540	227	NEED SUMMER SCHL												
23550	228	TCHR PRVNT SMKNG												
23560	228	TCHR PRVNT DRNG												
23570	228	TCHR PRVNT DRUGS												



Item Ref. No.	Page Loc. in this Vol.	ITEM DESCRIPTION (ABBREVIATED)	QUESTIONNAIRE LOCATION BY YEAR (FORM, SECTION, AND QUESTION NUMBER)											
			1976	1977	1978	1979	1980	1981	1982	1983	1984	1985	1986	1987

B01: EDUCATION. High school: scholastic status, objectives, experiences (continued)

23580	228	CNSEQNC 4 SMOKNG												
23590	228	CNSEQNC 4 ALCOHL												
23600	229	CNSEQNC 4 DRUGS												
29930	157	#HR/W CMPUTR SCH												

B02: EDUCATION. Combining work and school: attitudes, experiences

00590	25	HRS/W WRK SCHYR	1C23	1C23	1C23	1C23	1C23	1C23	1C23	1C23	1C23	1C23	1C23	1C23
00590	25	HRS/W WRK SCHYR	2C23	2C23	2C23	2C23	2C23	2C23	2C23	2C23	2C23	2C23	2C23	2C23
00590	25	HRS/W WRK SCHYR	3C23	3C23	3C23	3C23	3C23	3C23	3C23	3C23	3C23	3C23	3C23	3C23
00590	25	HRS/W WRK SCHYR	4C23	4C23	4C23	4C23	4C23	4C23	4C23	4C23	4C23	4C23	4C23	4C23
00590	25	HRS/W WRK SCHYR	5C23	5C23	5C23	5C23	5C23	5C23	5C23	5C23	5C23	5C23	5C23	5C23
00590	25	HRS/W WRK SCHYR												
05770	93	R IN WK-STDY PG	1D009	1D009	1D009	1D009	1D009	1D009	1D009	1D009	1D009	1D009	1D009	1D009
10260	168	JOB IMPC LRNING	4A08R	4A08R	4A08R	4A08R	4A08R	4A08R	4A08R	4A08R	4A08R	4A08R	4A08R	4A08R

B03: EDUCATION. Interracial contact at school

08220	140	DES AL CHL SM RC	3A10A	3A10A	3A10A	3A10A	3A10A	3A10A	3A10A	3A10A	3A10A	3A10A	3A10A	3A10A
08230	140	DES SM CHL OT RC	3A10B	3A10B	3A10B	3A10B	3A10B	3A10B	3A10B	3A10B	3A10B	3A10B	3A10B	3A10B
08240	140	DES MS CHL OT RC	3A10C	3A10C	3A10C	3A10C	3A10C	3A10C	3A10C	3A10C	3A10C	3A10C	3A10C	3A10C
08270	140	ELEMSCH AL OT RC	3A13	3A13	3A13	3A13	3A13	3A13	3A13	3A13	3A13	3A13	3A13	3A13
08280	140	HISCH AL OT RC	3A14	3A14	3A14	3A14	3A14	3A14	3A14	3A14	3A14	3A14	3A14	3A14
11890	194	RCL CNTCT SCHOOL	5A07A	5A07A	5A07A	5A07A	5A07A	5A07A	5A07A	5A07A	5A07A	5A07A	5A07A	5A07A

B04: EDUCATION. Student norms, misbehavior in class

05730	93	LOT CMPTN GRADE	1D005	1D005	1D005	1D005	1D005	1D005	1D005	1D005	1D005	1D005	1D005	1D005
05740	93	STDTS DSLK CHTG	1D006	1D006	1D006	1D006	1D006	1D006	1D006	1D006	1D006	1D006	1D006	1D006
05750	93	ST -LK PROV TCH	1D007	1D007	1D007	1D007	1D007	1D007	1D007	1D007	1D007	1D007	1D007	1D007
05760	93	FRD NCG/TCH -LK	1D008	1D008	1D008	1D008	1D008	1D008	1D008	1D008	1D008	1D008	1D008	1D008
13580	156	STS SCH RT FAMLY	5E05A	5E06A	5E06A	5E04A	5E06A		3E06A	3E06A	3E06A	3E06A	3E06A	3E06A
13590	156	STS SCH LDS STU	5E05B	5E06B	5E06B	5E04B	5E06B		3E06B	3E06B	3E06B	3E06B	3E06B	3E06B
13600	156	STS SCH NIC CAR	5E05C	5E06C	5E06C	5E04C	5E06C		3E06C	3E06C	3E06C	3E06C	3E06C	3E06C
13610	156	STS SCH HI GRDE	5E05D	5E06D	5E06D	5E04D	5E06D		3E06D	3E06D	3E06D	3E06D	3E06D	3E06D
13620	156	STS SCH GD ATHLT	5E05E	5E06E	5E06E	5E04E	5E06E		3E06E	3E06E	3E06E	3E06E	3E06E	3E06E
13630	156	STS SCH INTLCTL	5E05F	5E06F	5E06F	5E04F	5E06F		3E06F	3E06F	3E06F	3E06F	3E06F	3E06F
13640	157	STS SCH PLN CLG	5E05G	5E06G	5E06G	5E04G	5E06G		3E06G	3E06G	3E06G	3E06G	3E06G	3E06G
25730	117	#X TCHR INTRUPT												
25740	117	#X MISBHR INT U												
25760	118	SCHL RULES FAIR												

B05: EDUCATION. Counseling

05780	94	#X/YR COUNS IND	1D010	1D010	1D010	1D010	1D010	1D010	1D010	1D010	1D010	1D010	1D010	1D010
05790	94	#X/YR COUNS GRP	1D011	1D011	1D011	1D011	1D011	1D011	1D011	1D011	1D011	1D011	1D011	1D011
05800	94	R LK C COUNS MR	1D012	1D012	1D012	1D012	1D012	1D012	1D012	1D012	1D012	1D012	1D012	1D012
05810	94	CSLNG VRY HLPFL	1D013	1D013*	1D013	1D013	1D013	1D013	1D013	1D013	1D013	1D013	1D013	1D013
05811	94	CNSL COURSE				1D014A	1D014A	1D014A	1D014A	1D014A	1D014A	1D014A	1D014A	1D014A
05812	94	CNSL CL PROB				1D014B	1D014B	1D014B	1D014B	1D014B	1D014B	1D014B	1D014B	1D014B
05813	95	CNSL TRBL R IN				1D014C	1D014C	1D014C	1D014C	1D014C	1D014C	1D014C	1D014C	1D014C
05814	95	CNSL MILTRY PLN				1D014D	1D014D	1D014D	1D014D	1D014D	1D014D	1D014D	1D014D	1D014D
05815	95	CNSL EDUC PLANS				1D014E	1D014E	1D014E	1D014E	1D014E	1D014E	1D014E	1D014E	1D014E
05816	95	CNSL CAREER PLN				1D014F	1D014F	1D014F	1D014F	1D014F	1D014F	1D014F	1D014F	1D014F
05817	95	CNSL PRNL PROB				1D014G	1D014G	1D014G	1D014G	1D014G	1D014G	1D014G	1D014G	1D014G

B06: EDUCATION. Absenteeism and truancy

00430	23	#DA/4W SC MS IL	1C18A	1C18A	1C18A	1C18A	1C18A	1C18A	1C18A	1C18A	1C18A	1C18A	1C18A	1C18A
00430	23	#DA/4W SC MS ILL	2C18A	2C18A	2C18A	2C18A	2C18A	2C18A	2C18A	2C18A	2C18A	2C18A	2C18A	2C18A
00430	23	#DA/4W SC MS ILL	3C18A	3C18A	3C18A	3C18A	3C18A	3C18A	3C18A	3C18A	3C18A	3C18A	3C18A	3C18A
00430	23	#DA/4W SC MS ILL	4C18A	4C18A	4C18A	4C18A	4C18A	4C18A	4C18A	4C18A	4C18A	4C18A	4C18A	4C18A
00430	23	#DA/4W SC MS ILL	5C18A	5C18A	5C18A	5C18A	5C18A	5C18A	5C18A	5C18A	5C18A	5C18A	5C18A	5C18A
00430	23	#DA/4W SC MS ILL												
00440	24	#DA/4W SC MS CU	1C18B	1C18B	1C18B	1C18B	1C18B	1C18B	1C18B	1C18B	1C18B	1C18B	1C18B	1C18B
00440	24	#DA/4W SC MS CUT	2C18B	2C18B	2C18B	2C18B	2C18B	2C18B	2C18B	2C18B	2C18B	2C18B	2C18B	2C18B
00440	24	#DA/4W SC MS CUT	3C18B	3C18B	3C18B	3C18B	3C18B	3C18B	3C18B	3C18B	3C18B	3C18B	3C18B	3C18B
00440	24	#DA/4W SC MS CUT	4C18B	4C18B	4C18B	4C18B	4C18B	4C18B	4C18B	4C18B	4C18B	4C18B	4C18B	4C18B
00440	24	#DA/4W SC MS CUT	5C18B	5C18B	5C18B	5C18B	5C18B	5C18B	5C18B	5C18B	5C18B	5C18B	5C18B	5C18B
00440	24	#DA/4W SC MS CUT												
00450	24	#DA/4W SC MS OT	1C18C	1C18C	1C18C	1C18C	1C18C	1C18C	1C18C	1C18C	1C18C	1C18C	1C18C	1C18C
00450	24	#DA/4W SC MS OTH	2C18C	2C18C	2C18C	2C18C	2C18C	2C18C	2C18C	2C18C	2C18C	2C18C	2C18C	2C18C
00450	24	#DA/4W SC MS OTH	3C18C	3C18C	3C18C	3C18C	3C18C	3C18C	3C18C	3C18C	3C18C	3C18C	3C18C	3C18C
00450	24	#DA/4W SC MS OTH	4C18C	4C18C	4C18C	4C18C	4C18C	4C18C	4C18C	4C18C	4C18C	4C18C	4C18C	4C18C
00450	24	#DA/4W SC MS OTH	5C18C	5C18C	5C18C	5C18C	5C18C	5C18C	5C18C	5C18C	5C18C	5C18C	5C18C	5C18C
00450	24	#DA/4W SC MS OTH												
00460	24	#DA/4W SKP CLAS	1C19	1C19	1C19	1C19	1C19	1C19	1C19	1C19	1C19	1C19	1C19	1C19
00460	24	#DA/4W SKP CLASS	2C19	2C19	2C19	2C19	2C19	2C19	2C19	2C19	2C19	2C19	2C19	2C19
00460	24	#DA/4W SKP CLASS	3C19	3C19	3C19	3C19	3C19	3C19	3C19	3C19	3C19	3C19	3C19	3C19

*=item text changed from previous year


[illegible]

B09: EDUCATION. Post high school: status, plans, characteristics (continued)

B10: EDUCATION. Attitudes regarding educational institutions

B11: EDUCATION. High school: length of experiences

[illegible]



Item Ref. No.	Page Loc. in this Vol.	ITEM DESCRIPTION (ABBREVIATED)	QUESTIONNAIRE LOCATION											
			BY YEAR											
			(FORM, SECTION, AND QUESTION NUMBER)											
			1976	1977	1978	1979	1980	1981	1982	1983	1984	1985	1986	1987

C06: WORK AND LEISURE. Work ethic / success orientation

01410	45	IMP B SUCCSS WK	1A007A	1A007A	1A007A	1A007A	1A007A	1A007A	1A007A	1A007A	1A007A	1A007A	1A007A	1A007A
08060	137	WRK=ONLY MK LVNG	3A05B	3A05B	3A05B	3A05B	3A05B	3A05B	3A05B	3A05B	3A05B	3A05B	3A05B	3A05B
08070	137	WRK CNTRL PRT LF	3A05C	3A05C	3A05C	3A05C	3A05C	3A05C	3A05C	3A05C	3A05C	3A05C	3A05C	3A05C
08080	137	OVTM 2DO BST JOB	3A05D	3A05D	3A05D	3A05D	3A05D	3A05D	3A05D	3A05D	3A05D	3A05D	3A05D	3A05D
08100	138	ENUF\$,NT WNT WRK	3A06	3A06	3A06	3A06	3A06	3A06	3A06	3A06	3A06	3A06	3A06	3A06
08100	171	ENUF\$,NT WNT WRK	4A14	4A14	4A14	4A14	4A14	4A14	4A14	4A14	4A14	4A14	4A14	4A14
08100	194	ENUF\$,NT WNT WRK	5A06	5A06	5A06	5A06	5A06	5A06	5A06	5A06	5A06	5A06	5A06	5A06

C07: WORK and LEISURE. Leisure time: extent, activities

00620	26	#X/AV WK GO OUT	1C25	1C25	1C25	1C25	1C25	1C25	1C25	1C25	1C25	1C25	1C25	1C25
00620	26	#X/AV WK GO OUT	2C25	2C25	2C25	2C25	2C25	2C25	2C25	2C25	2C25	2C25	2C25	2C25
00620	26	#X/AV WK GO OUT	3C25	3C25	3C25	3C25	3C25	3C25	3C25	3C25	3C25	3C25	3C25	3C25
00620	26	#X/AV WK GO OUT	4C25	4C25	4C25	4C25	4C25	4C25	4C25	4C25	4C25	4C25	4C25	4C25
00620	26	#X/AV WK GO OUT	5C25	5C25	5C25	5C25	5C25	5C25	5C25	5C25	5C25	5C25	5C25	5C25
00620	26	#X/AV WK GO OUT												
00630	26	#X DATE 3+/WK	1C26	1C26	1C26	1C26	1C26	1C26	1C26	1C26	1C26	1C26	1C26	1C26
00630	26	#X DATE 3+/WK	2C26	2C26	2C26	2C26	2C26	2C26	2C26	2C26	2C26	2C26	2C26	2C26
00630	26	#X DATE 3+/WK	3C26	3C26	3C26	3C26	3C26	3C26	3C26	3C26	3C26	3C26	3C26	3C26
00630	26	#X DATE 3+/WK	4C26	4C26	4C26	4C26	4C26	4C26	4C26	4C26	4C26	4C26	4C26	4C26
00630	26	#X DATE 3+/WK	5C26	5C26	5C26	5C26	5C26	5C26	5C26	5C26	5C26	5C26	5C26	5C26
00630	26	#X DATE 3+/WK												
05820	102	DALY WATCH TV	2A02A	2A02A	2A02A	2A02A	2A02A	2A02A	2A02A	2A02A	2A02A	2A02A	2A02A	2A02A
05820	221	DALY WATCH TV												
05830	102	DALY GO TO MOVIE	2A02B	2A02B	2A02B	2A02B	2A02B	2A02B	2A02B	2A02B	2A02B	2A02B	2A02B	2A02B
05830	221	DALY GO TO MOVIE												
05840		DALY ART, MSC, PLA	2A02C	2A02C	2A02C	2A02C	2A02C	2A02C	2A02C	2A02C	2A02C	2A02C	2A02C	2A02C
05845	102	DALY ROCK CONCRT												
05845	221	DALY ROCK CONCRT												
05850	102	DALY RIDE FORFUN		2A02D	2A02D	2A02D	2A02D	2A02D	2A02D	2A02D	2A02D	2A02D	2A02D	2A02D
05850	221	DALY RIDE FORFUN												
05860	102	DALY CMNTY AFFRS	2A02E	2A02E	2A02E	2A02E	2A02E	2A02E	2A02E	2A02E	2A02E	2A02E	2A02E	2A02E
05860	221	DALY CMNTY AFFRS												
05870	102	DALY PLA MSC, SNG	2A02F	2A02F	2A02F	2A02F	2A02F	2A02F	2A02F	2A02F	2A02F	2A02F	2A02F	2A02F
05880	103	DALY CREAT WRTNG	2A02G	2A02G	2A02G	2A02G	2A02G	2A02G	2A02G	2A02G	2A02G	2A02G	2A02G	2A02G
05890	103	DALY ACTV SPORTS	2A02H	2A02H	2A02H	2A02H	2A02H	2A02H	2A02H	2A02H	2A02H	2A02H	2A02H	2A02H
05890	221	DALY ACTV SPORTS												
05900	103	DALY ART/CRAFTS	2A02I	2A02I	2A02I	2A02I	2A02I	2A02I	2A02I	2A02I	2A02I	2A02I	2A02I	2A02I
05910	103	DALY WRK HSE, CAR	2A02J	2A02J	2A02J	2A02J	2A02J	2A02J	2A02J	2A02J	2A02J	2A02J	2A02J	2A02J
05920	103	DALY VIST W/FRDS	2A02K	2A02K	2A02K	2A02K	2A02K	2A02K	2A02K	2A02K	2A02K	2A02K	2A02K	2A02K
05920	222	DALY VIST W/FRDS												
05930		DALY GO SHOPPING	2A02L	2A02L	2A02L	2A02L	2A02L	2A02L	2A02L	2A02L	2A02L	2A02L	2A02L	2A02L
05930		DALY GO SHOPPING												
05935	103	DALY GO TO MALL												
05935	222	DALY GO TO MALL												
05940	103	DALY ALONE LEISR	2A02M	2A02M*	2A02M	2A02M	2A02M	2A02M	2A02M	2A02M	2A02M	2A02M	2A02M	2A02M
05940	222	DALY ALONE LEISR												
05950	103	DALY READ BK, MAG	2A02N	2A02N	2A02N	2A02N	2A02N	2A02N	2A02N	2A02N	2A02N	2A02N	2A02N	2A02N
05960	104	DALY GO TO BARS	2A02O	2A02O	2A02O	2A02O	2A02O	2A02O	2A02O	2A02O	2A02O	2A02O	2A02O	2A02O
05960	222	DALY GO TO BARS												
05970	104	DALY GO TO PARTY	2A02P	2A02P	2A02P	2A02P	2A02P	2A02P	2A02P	2A02P	2A02P	2A02P	2A02P	2A02P
05970	222	DALY GO TO PARTY												
05980		DALY GO CHURCH	2A02D											
10550	172	#HRS TV/DAY/5+	4A16	4A16	4A16	4A16	4A16	4A16	4A16	4A16	4A16	4A16	4A16	4A16
10560	173	#BKS LAST YR/10+	4A17	4A17	4A17	4A17	4A17	4A17	4A17	4A17	4A17	4A17	4A17	4A17
21900	217	#X/LAST12M PARTY												
21910	217	PARTY-PPL OVR 30												
21920	217	PARTY-ONE HI ALC												
21930	217	PARTY-OTH HI ALC												
21940	217	PARTY-YOU HI ALC												
21950	217	PARTY-PRESS ALCL												
21960	218	PARTY-PRS HI ALC												
21970	218	PARTY-ONE HI MJ												
21980	218	PARTY-OTH HI MJ												
21990	218	PARTY-YOU HI MJ												
22000	218	PARTY-PRESS MJ												
22010	218	PARTY-ONE HI OTD												
22020	218	PARTY-OTH HI OTD												
22030	219	PARTY-YOU HI OTD												
22040	219	PARTY-PRESS OTDG												
22170	130	SCH ACTV-PBLCTNS												
22170	226	SCH ACTV-PBLCTNS												
22180	130	SCH ACTV-PRF ART												
22180	227	SCH ACTV-PRF ART												
22190	131	SCH ACTV-ATHLTCS												
22190	227	SCH ACTV-ATHLTCS												
22200	131	SCH ACTV-OTH ACT												
22200	227	SCH ACTV-OTH ACT												
23070	222	DALY READ MAGZNS												

*item text changed from previous year

[illegible]

D04: SEX ROLES and FAMILY. Preferences regarding marital/familial arrangements (continued)

D05: SEX ROLES and FAMILY. Sex role attitudes

D06: SEX ROLES and FAMILY. Opinions regarding gender discrimination

E01: POPULATION CONCERNS. Overpopulation

[illegible]

D04: SEX ROLES and FAMILY. Preferences regarding marital/familial arrangements (continued)

D05: SEX ROLES and FAMILY. Sex role attitudes

D06: SEX ROLES and FAMILY. Opinions regarding gender discrimination

E01: POPULATION CONCERNS. Overpopulation

[illegible]

[illegible]

Item Ref. No.	QUESTIONNAIRE LOCATION BY YEAR (FORM, SECTION, AND QUESTION NUMBER)																
	1988	1989	1990	1991	1992	1993	1994	1995	1996	1997	1998	1999	2000	2001	2002	2003	

E02: POPULATION CONCERNS. Birth control

09800	3E03E	3E03E	3E03E	3E03E	3E03E	3E03E	3E03E	3E03E	3E03E	3E03E						
09810	3E03F	3E03F	3E03F	3E03F	3E03F	3E03F	3E03F	3E03F	3E03F	3E03F						
09820	3E03G	3E03G	3E03G	3E03G	3E03G	3E03G	3E03G	3E03G	3E03G	3E03G						
09860	3E04	3E04	3E04	3E04	3E04	3E04	3E04	3E04	3E04	3E04						
09870	3E05	3E05	3E05	3E05	3E05	3E05	3E05	3E05	3E05	3E05						

F01: CONSERVATION, MATERIALISM, EQUITY, ETC. Personal materialism

01350	1A006I	1A006I	1A006I	1A006I	1A006I	1A006I	1A006I	1A006I	1A006I	1A006I	1A006I	1A006I	1A006I	1A006I	1A006I	1A006I
01430	1A007C	1A007C	1A007C	1A007C	1A007C	1A007C	1A007C	1A007C	1A007C	1A007C	1A007C	1A007C	1A007C	1A007C	1A007C	1A007C
05930	2A02L	2A02L	2A02L	2A02L	2A02L	2A02L	2A02L	2A02L	2A02L	2A02L	2A02L	2A02L	2A02L	2A02L	2A02L	
05930		6A02H	6A02H	6A02H	6A02H	6A02H	6A02H	6A02H	6A02H	6A02H	6A02H	6A02H	6A02H	6A02H	6A02H	
07700																
07710																
07720																
07730																
07740																
07750																
07760																
07770																
07780																
07790																
07800																
07810																
07820																
07830																
08020	3A04C	3A04C	3A04C	3A04C	3A04C	3A04C	3A04C	3A04C	3A04C	3A04C	3A04C	3A04C	3A04C	3A04C	3A04C	3A04C
10060	4A06J	4A06J	4A06J	4A06J	4A06J	4A06J	4A06J	4A06J	4A06J	4A06J	4A06J	4A06J	4A06J	4A06J	4A06J	4A06J
10060	5A18I	5A18I	5A18I	5A18I	5A18I	5A18I	5A18I	5A18I	5A18I	5A18I	5A18I	5A18I	5A18I	5A18I	5A18I	5A18I
10140	4A08F	4A08F	4A08F	4A08F	4A08F	4A08F	4A08F	4A08F	4A08F	4A08F	4A08F	4A08F	4A08F	4A08F	4A08F	4A08F
12020	5A15A	5A15A	5A15A	5A15A	5A15A	5A15A	5A15A	5A15A	5A15A	5A15A	5A15A	5A15A	5A15A	5A15A	5A15A	5A15A
12030	5A15B	5A15B	5A15B	5A15B	5A15B	5A15B	5A15B	5A15B	5A15B	5A15B	5A15B	5A15B	5A15B	5A15B	5A15B	5A15B
12040	5A15C	5A15C	5A15C	5A15C	5A15C	5A15C	5A15C	5A15C	5A15C	5A15C	5A15C	5A15C	5A15C	5A15C	5A15C	5A15C
12050	5A16	5A16	5A16	5A16	5A16	5A16	5A16	5A16	5A16	5A16	5A16	5A16	5A16	5A16	5A16	5A16
12060	5A17	5A17	5A17	5A17	5A17	5A17	5A17	5A17	5A17	5A17	5A17	5A17	5A17	5A17	5A17	5A17
13600	3E06C	3E06C	3E06C	3E06C	3E06C	3E06C	3E06C	3E06C	3E06C	3E06C	3E04C	3E05C	3E05C	3E05C	3E05C	3E05C
13700																
13710																
13720																
13730																
13740																
13750																
13760																
13770																
13780																
13790																
13800																
13810																
13820																
13830																
13835	3E09A	3E09A	3E09A	3E09A	3E09A	3E09A	3E09A	3E09A	3E09A	3E08A	3E09A	3E09A	3E09A	3E09A		
13840	3E09B	3E09B	3E09B	3E09B	3E09B	3E09B	3E09B	3E09B	3E09B	3E08B	3E09B	3E09B	3E09B	3E09B		
13850	3E09C	3E09C	3E09C	3E09C	3E09C	3E09C	3E09C	3E09C	3E09C	3E08C	3E09C	3E09C	3E09C	3E09C		
13860	3E09D	3E09D	3E09D	3E09D	3E09D	3E09D	3E09D	3E09D	3E09D	3E08D	3E09D	3E09D	3E09D	3E09D	3E09A	3E09A
13870	3E09E	3E09E	3E09E	3E09E	3E09E	3E09E	3E09E	3E09E	3E09E	3E08E	3E09E	3E09E	3E09E	3E09E	3E09B	3E09B
13880	3E09F	3E09F	3E09F	3E09F	3E09F	3E09F	3E09F	3E09F	3E09F	3E08F	3E09F	3E09F	3E09F	3E09F	3E09C	3E09C
13890	3E09G	3E09G	3E09G	3E09G	3E09G	3E09G	3E09G	3E09G	3E09G	3E08G	3E09G	3E09G	3E09G	3E09G	3E09D	3E09D
13900	3E09H	3E09H	3E09H	3E09H	3E09H	3E09H	3E09H	3E09H	3E09H	3E08H	3E09H	3E09H	3E09H	3E09H	3E09D	3E09D
13910	3E09I	3E09I	3E09I	3E09I	3E09I	3E09I	3E09I	3E09I	3E09I	3E08I	3E09I	3E09I	3E09I	3E09I		
13920	3E09J	3E09J	3E09J	3E09J	3E09J	3E09J	3E09J	3E09J	3E09J	3E08J	3E09J	3E09J	3E09J	3E09J	3E09E	3E09E
13930	3E09K	3E09K	3E09K	3E09K	3E09K	3E09K	3E09K	3E09K	3E09K	3E08K	3E09K	3E09K	3E09K	3E09K	3E09F	3E09F
13940	3E09L	3E09L	3E09L	3E09L	3E09L	3E09L	3E09L	3E09L	3E09L	3E08L	3E09L	3E09L	3E09L	3E09L		

F02: CONSERVATION, MATERIALISM, EQUITY, ETC. Societal materialism and advertising

06000	2A03B	2A03B	2A03B	2A03B	2A03B	2A03B	2A03B	2A03B	2A03B	2A03B	2A03B	2A03B	2A03B	2A03B	2A03B	2A03B
06010	2A03C	2A03C	2A03C	2A03C	2A03C	2A03C	2A03C	2A03C	2A03C	2A03C	2A03C	2A03C	2A03C	2A03C	2A03C	2A03C
06020	2A03D	2A03D	2A03D	2A03D	2A03D	2A03D	2A03D	2A03D	2A03D	2A03D	2A03D	2A03D	2A03D	2A03D	2A03D	2A03D
06030	2A03E	2A03E	2A03E	2A03E	2A03E	2A03E	2A03E	2A03E	2A03E	2A03E	2A03E	2A03E	2A03E	2A03E	2A03E	2A03E
10040	4A06H	4A06H	4A06H	4A06H	4A06H	4A06H	4A06H	4A06H	4A06H	4A06H	4A06H	4A06H	4A06H	4A06H	4A06H	4A06H
10050	4A06I	4A06I	4A06I	4A06I	4A06I	4A06I	4A06I	4A06I	4A06I	4A06I	4A06I	4A06I	4A06I	4A06I	4A06I	4A06I

F03: CONSERVATION, MATERIALISM, EQUITY, ETC. Concern with world hunger and poverty

05990	2A03A	2A03A	2A03A	2A03A	2A03A	2A03A	2A03A	2A03A	2A03A	2A03A	2A03A	2A03A	2A03A	2A03A	2A03A	2A03A
08040	3A04E	3A04E	3A04E	3A04E	3A04E	3A04E	3A04E	3A04E	3A04E	3A04E	3A04E	3A04E	3A04E	3A04E	3A04E	3A04E
11270	5A03G	5A03G	5A03G	5A03G	5A03G	5A03G	5A03G	5A03G	5A03G	5A03G	5A03G	5A03G	5A03G	5A03G	5A03G	5A03G
12090	5A18C	5A18C	5A18C	5A18C	5A18C	5A18C	5A18C	5A18C	5A18C	5A18C	5A18C	5A18C	5A18C	5A18C	5A18C	5A18C
12140	5A18H	5A18H	5A18H	5A18H	5A18H	5A18H	5A18H	5A18H	5A18H	5A18H	5A18H	5A18H	5A18H	5A18H	5A18H	5A18H

*=item text changed from previous year

[illegible]

F03: CONSERVATION, MATERIALISM, EQUITY, ETC. Concern with world hunger and poverty (continued)

[illegible]

F04: CONSERVATION, MATERIALISM, EQUITY, ETC. Ecological concerns

[illegible]

F05: CONSERVATION, MATERIALISM, EQUITY, ETC. Concern with conservation of resources

[illegible]

F06: CONSERVATION, MATERIALISM, EQUITY, ETC. Preferences regarding dwelling type and urbanicity

[illegible]

F07: CONSERVATION, MATERIALISM, EQUITY, ETC. Driving and use of mass transit

[illegible]



Item Ref. No.	Page Loc. in this Vol.	ITEM DESCRIPTION (ABBREVIATED)	QUESTIONNAIRE LOCATION BY YEAR (FORM, SECTION, AND QUESTION NUMBER)											
			1976	1977	1978	1979	1980	1981	1982	1983	1984	1985	1986	1987

F07: CONSERVATION, MATERIALISM, EQUITY, ETC. Driving and use of mass transit (continued)

22210	28	USE SEATBLT-DRVR												
22220		USE SEATBLT-RIDR											2E23	2E24
22220	28	USE SEATBLT-RIDR												

G: RELIGION. Religious preferences, activities, views

00360	22	R'S RELGS PRFNC	1C13A	1C13A	1C13A	1C13A	1C13A	1C13A	1C13A*	1C13A	1C13A	1C13A	1C13A	1C13A
00360	22	R'S RELGS PRFNC	2C13A	2C13A	2C13A	2C13A	2C13A	2C13A	2C13A*	2C13A	2C13A	2C13A	2C13A	2C13A
00360	22	R'S RELGS PRFNC	3C13A	3C13A	3C13A	3C13A	3C13A	3C13A	3C13A*	3C13A	3C13A	3C13A	3C13A	3C13A
00360	22	R'S RELGS PRFNC	4C13A	4C13A	4C13A	4C13A	4C13A	4C13A	4C13A*	4C13A	4C13A	4C13A	4C13A	4C13A
00360	22	R'S RELGS PRFNC	5C13A	5C13A	5C13A	5C13A	5C13A	5C13A	5C13A*	5C13A	5C13A	5C13A	5C13A	5C13A
00360	22	R'S RELGS PRFNC												
00370	22	R'ATTND REL SVC	1C13B	1C13B	1C13B	1C13B	1C13B	1C13B	1C13B	1C13B	1C13B	1C13B	1C13B	1C13B
00370	22	R'ATTND REL SVC	2C13B	2C13B	2C13B	2C13B	2C13B	2C13B	2C13B	2C13B	2C13B	2C13B	2C13B	2C13B
00370	22	R'ATTND REL SVC	3C13B	3C13B	3C13B	3C13B	3C13B	3C13B	3C13B	3C13B	3C13B	3C13B	3C13B	3C13B
00370	22	R'ATTND REL SVC	4C13B	4C13B	4C13B	4C13B	4C13B	4C13B	4C13B	4C13B	4C13B	4C13B	4C13B	4C13B
00370	22	R'ATTND REL SVC	5C13B	5C13B	5C13B	5C13B	5C13B	5C13B	5C13B	5C13B	5C13B	5C13B	5C13B	5C13B
00370	22	R'ATTND REL SVC												
00380	23	RLGN IMP R'S LF	1C13C	1C13C	1C13C	1C13C	1C13C	1C13C	1C13C	1C13C	1C13C	1C13C	1C13C	1C13C
00380	23	RLGN IMP R'S LF	2C13C	2C13C	2C13C	2C13C	2C13C	2C13C	2C13C	2C13C	2C13C	2C13C	2C13C	2C13C
00380	23	RLGN IMP R'S LF	3C13C	3C13C	3C13C	3C13C	3C13C	3C13C	3C13C	3C13C	3C13C	3C13C	3C13C	3C13C
00380	23	RLGN IMP R'S LF	4C13C	4C13C	4C13C	4C13C	4C13C	4C13C	4C13C	4C13C	4C13C	4C13C	4C13C	4C13C
00380	23	RLGN IMP R'S LF	5C13C	5C13C	5C13C	5C13C	5C13C	5C13C	5C13C	5C13C	5C13C	5C13C	5C13C	5C13C
00380	23	RLGN IMP R'S LF												
05980		DALY GO CHURCH	2A02D											
06930		DHNSTY CHURCHES	2D04E	2D04E	2D04E	2D04E	2D04E	2D04E	2D04E	2D04E	2D04E	2D04E	2D04E	2D04E
08420	143	GD JB CHURCHES	3A24E	3A24E	3A24E	3A24E	3A24E	3A24E	3A24E	3A24E	3A24E	3A24E	3A24E	3A24E
10360	170	JOB OBSTC RELGN	4A13A	4A13A	4A13A	4A13A	4A13A	4A13A	4A13A	4A13A	4A13A	4A13A	4A13A	4A13A
10590	173	>INFLC CHURCHES	4A19C	4A19C	4A19C	4A19C	4A19C	4A19C	4A19C	4A19C	4A19C	4A19C	4A19C	4A19C
11360		P'IDEA OF RLGIION	4E08N	4E08N	4E07N	4E07N	4E07N	4E07N	4E07N	4E07N	4E07N	4E07N	4E07N	4E07N
11910	194	RCL CNTCT CHURCH	5A07C	5A07C	5A07C	5A07C	5A07C	5A07C	5A07C	5A07C	5A07C	5A07C	5A07C	5A07C
12230	200	CTB TO RELGS ORG	5A20D	5A20D	5A20D	5A20D	5A20D	5A20D	5A20D	5A20D	5A20D	5A20D	5A20D	5A20D
23510		YRS CHRCH YTH GR												

H01: POLITICS. Political interest and preferences

00340	22	R'S POLTL PRFNC	1C11	1C11	1C11	1C11	1C11	1C11	1C11	1C11	1C11	1C11	1C11	1C11
00340	22	R'S POLTL PRFNC	2C11	2C11	2C11	2C11	2C11	2C11	2C11	2C11	2C11	2C11	2C11	2C11
00340	22	R'S POLTL PRFNC	3C11	3C11	3C11	3C11	3C11	3C11	3C11	3C11	3C11	3C11	3C11	3C11
00340	22	R'S POLTL PRFNC	4C11	4C11	4C11	4C11	4C11	4C11	4C11	4C11	4C11	4C11	4C11	4C11
00340	22	R'S POLTL PRFNC	5C11	5C11	5C11	5C11	5C11	5C11	5C11	5C11	5C11	5C11	5C11	5C11
00340	22	R'S POLTL PRFNC												
00350	22	R'POL BLF RADCL	1C12	1C12	1C12	1C12	1C12	1C12	1C12	1C12	1C12	1C12	1C12	1C12
00350	22	R'POL BLF RADCL	2C12	2C12	2C12	2C12	2C12	2C12	2C12	2C12	2C12	2C12	2C12	2C12
00350	22	R'POL BLF RADCL	3C12	3C12	3C12	3C12	3C12	3C12	3C12	3C12	3C12	3C12	3C12	3C12
00350	22	R'POL BLF RADCL	4C12	4C12	4C12	4C12	4C12	4C12	4C12	4C12	4C12	4C12	4C12	4C12
00350	22	R'POL BLF RADCL	5C12	5C12	5C12	5C12	5C12	5C12	5C12	5C12	5C12	5C12	5C12	5C12
00350	22	R'POL BLF RADCL												
06330	109	INTEREST IN GOVT	2A11	2A11	2A11	2A11	2A11	2A11	2A11	2A11	2A11	2A11	2A11	2A11
06330		INTEREST IN GOVT	3E01	3E01	3E01	3E01	3E01	3E01	3E01	3E01	3E01	3E01	3E01	3E01
06330	173	INTEREST IN GOVT	4A18	4A18	4A18	4A18	4A18	4A18	4A18	4A18	4A18	4A18	4A18	4A18
06330	199	INTEREST IN GOVT	5A19	5A19	5A19	5A19	5A19	5A19	5A19	5A19	5A19	5A19	5A19	5A19
10400	170	JOB OBSTC POL VW	4A13E	4A13E	4A13E	4A13E	4A13E	4A13E	4A13E	4A13E	4A13E	4A13E	4A13E	4A13E
11370		P'IDEA OF PLTICS	4E08O	4E08O	4E07O	4E07O	4E07O	4E07O	4E07O	4E07O	4E07O	4E07O	4E07O	4E07O

H02: POLITICS. Attitudes toward governmental policies and practices

01390	45	SAT GOVT OPRTNG	1A006M	1A006M	1A006M	1A006M	1A006M	1A006M	1A006M	1A006M	1A006M	1A006M	1A006M	1A006M
05690	111	US GO WAR FR OTH	2A18B	2A18B	2A18B	2A18B	2A18B	2A18B	2A18B	2A18B	2A18B	2A18B	2A18B	2A18B
06450	111	US SHD DISARM	2A18A	2A18A	2A18A	2A18A	2A18A	2A18A	2A18A	2A18A	2A18A	2A18A	2A18A	2A18A
06460	111	US WAR PRTCT ECN	2A18C	2A18C	2A18C	2A18C	2A18C	2A18C	2A18C	2A18C	2A18C	2A18C	2A18C	2A18C
06470	111	US ONLY WAR DFNS	2A18D	2A18D	2A18D	2A18D	2A18D	2A18D	2A18D	2A18D	2A18D	2A18D	2A18D	2A18D
06480	111	-US MIL PWR>USSR	2A18E	2A18E	2A18E	2A18E	2A18E	2A18E	2A18E	2A18E	2A18E	2A18E	2A18E	2A18E
06490	111	US NEED>PWR OTHS	2A18F	2A18F	2A18F	2A18F	2A18F	2A18F	2A18F	2A18F	2A18F	2A18F	2A18F	2A18F
06500	112	US FRN PLCY NRRW	2A18G	2A18G	2A18G	2A18G	2A18G	2A18G	2A18G	2A18G	2A18G	2A18G	2A18G	2A18G
07940	135	CNSDR WMN/HI JOB	3A03B	3A03B	3A03B	3A03B	3A03B	3A03B	3A03B	3A03B	3A03B	3A03B	3A03B	3A03B
08010	136	GOVT DEAL ENV PR	3A04B	3A04B	3A04B	3A04B	3A04B	3A04B	3A04B	3A04B	3A04B	3A04B	3A04B	3A04B
09760	155	GOV HP PRB POPL	3E04A	3E04A	3E04A	3E04A	3E04A	3E04A	3E04A	3E03A	3E03A	3E03A	3E03A	3E03A
09770	155	GOV NO POP PLCY	3E04B	3E04B	3E04B	3E04B	3E04B	3E04B	3E04B	3E03B	3E03B	3E03B	3E03B	3E03B
09820		GOV BRTHC NO CST	3E04G	3E04G	3E04G	3E04G	3E04G	3E04G	3E04G	3E03G	3E03G	3E03G	3E03G	3E03G
10010	164	GOVT RESP 4 ENV	4A06E	4A06E	4A06E	4A06E	4A06E	4A06E	4A06E	4A06E	4A06E	4A06E	4A06E	4A06E
10020	164	GOVT TAX PLLTRS	4A06F	4A06F	4A06F	4A06F	4A06F	4A06F	4A06F	4A06F	4A06F	4A06F	4A06F	4A06F
10030	164	GOVT BAN DSPSBL	4A06G	4A06G	4A06G	4A06G	4A06G	4A06G	4A06G	4A06G	4A06G	4A06G	4A06G	4A06G
11210		-MLTRY COUP U.S.	4E06	4E06										
12340	202	DSCM WN PLTCL OF	5A22F	5A22F	5A22F	5A22F	5A22F	5A22F	5A22F	5A22F	5A22F	5A22F	5A22F	5A22F

H03: POLITICS. Views about the role of citizens in government (See also I02)

01580	48	-OBY LW=-GD CTZ	1A011A	1A011A	1A011A	1A011A	1A011A	1A011A	1A011A	1A011A	1A011A	1A011A	1A011A	1A011A
-------	----	-----------------	--------	--------	--------	--------	--------	--------	--------	--------	--------	--------	--------	--------

*=item text changed from previous year

F07: CONSERVATION, MATERIALISM, EQUITY, ETC. Driving and use of mass transit (continued)

G: RELIGION. Religious preferences, activities, views

H01: POLITICS. Political interest and preferences

H02: POLITICS. Attitudes toward governmental policies and practices

H03: POLITICS. Views about the role of citizens in government (See also I02)

*=item text changed from previous year

[illegible]



Item Ref. No.	Page Loc. in this Vol.	ITEM DESCRIPTION (ABBREVIATED)	QUESTIONNAIRE LOCATION											
			BY YEAR											
			(FORM, SECTION, AND QUESTION NUMBER)											
			1976	1977	1978	1979	1980	1981	1982	1983	1984	1985	1986	1987

Q01: OTHER PERSONALITY VARIABLES. Attitudes about self, self-esteem (continued)

12580	120	DO WELL AS OTHRS									2D05I	2D05I	2D05I	2D05I
12580	205	DO WELL AS OTHRS	5D01D	5D01D	5D01D	5D01D	5D01D	5D01D	5D01D	5D01D	5D01D	5D01D	5D01D	5D01D
12580	242	DO WELL AS OTHRS												
12620	120	SATISFD W MYSELF									2D05J	2D05J	2D05J	2D05J
12620	206	SATISFD W MYSELF	5D01H	5D01H	5D01H	5D01H	5D01H	5D01H	5D01H	5D01H	5D01H	5D01H	5D01H	5D01H
12620	243	SATISFD W MYSELF												
12660	120	-MUCH TO B PROUD									2D05K	2D05K	2D05K	2D05K
12660	206	-MUCH TO B PROUD		5D01L	5D01L	5D01L	5D01L	5D01L	5D01L	5D01L	5D01L	5D01L	5D01L	5D01L
12660	242	-MUCH TO B PROUD												
12680	120	I AM NO GOOD									2D05L	2D05L	2D05L	2D05L
12680	207	I AM NO GOOD		5D01N	5D01N	5D01N	5D01N	5D01N	5D01N	5D01N	5D01N	5D01N	5D01N	5D01N
12680	242	I AM NO GOOD												
12720	120	I DO WRONG THING									2D05M	2D05M	2D05M	2D05M
12720	207	I DO WRONG THING		5D01R	5D01R	5D01R	5D01R	5D01R	5D01R	5D01R	5D01R	5D01R	5D01R	5D01R
12720	243	I DO WRONG THING												
12750	120	MY LIFE NT USEFL									2D05N	2D05N	2D05N	2D05N
12750	208	MY LIFE NT USEFL		5D01U	5D01U	5D01U	5D01U	5D01U	5D01U	5D01U	5D01U	5D01U	5D01U	5D01U
12750	243	MY LIFE NT USEFL												
13950	208	EAGR TO LEAV HOM					5D01W	5D01W	5D01W	5D01W	5D01W	5D01W	5D01W	5D01W
13960	208	HST PRT ADLT WL					5D01X	5D01X	5D01X	5D01X	5D01X	5D01X	5D01X	5D01X
23700	241	LIFE MEANINGLESS												
23710	242	I ENJOY LIFE												
23720	242	FUTURE HOPELESS												
23730	243	GOOD TO BE ALIVE												

Q02: OTHER PERSONALITY VARIABLES. Locus of control

01210	42	ENJOY FAST PACE	1A002B	1A002B	1A002B	1A002B	1A002B	1A002B	1A002B	1A002B	1A002B	1A002B	1A002B	1A002B
01220	42	THG CHG 2 QUICK	1A002C	1A002C	1A002C	1A002C	1A002C	1A002C	1A002C	1A002C	1A002C	1A002C	1A002C	1A002C
12560	205	LUCK>IMP HRD WRK	5D01B	5D01B	5D01B	5D01B	5D01B	5D01B	5D01B	5D01B	5D01B	5D01B	5D01B	5D01B
12590	205	TRY GT AHD,STOPD	5D01E	5D01E	5D01E	5D01E	5D01E	5D01E	5D01E	5D01E	5D01E	5D01E	5D01E	5D01E
12600	206	PLNNG MKS UNHPPY	5D01F	5D01F	5D01F	5D01F	5D01F	5D01F	5D01F	5D01F	5D01F	5D01F	5D01F	5D01F
12610	206	ACPT LIFE->HAPPR	5D01G	5D01G	5D01G	5D01G	5D01G	5D01G	5D01G	5D01G	5D01G	5D01G	5D01G	5D01G
12630	206	PPL LK ME -CHANC	5D01I	5D01I	5D01I	5D01I	5D01I	5D01I	5D01I	5D01I	5D01I	5D01I	5D01I	5D01I
12640	206	MY PLANS DO WORK		5D01J	5D01J	5D01J	5D01J	5D01J	5D01J	5D01J	5D01J	5D01J	5D01J	5D01J
12700	207	PPL MASTER FATE		5D01P	5D01P	5D01P	5D01P	5D01P	5D01P	5D01P	5D01P	5D01P	5D01P	5D01P
12740	208	PLANS->BTR RSLTS		5D01T	5D01T	5D01T	5D01T	5D01T	5D01T	5D01T	5D01T	5D01T	5D01T	5D01T

Q03: OTHER PERSONALITY VARIABLES. Loneliness

12650	206	OFTN FEEL LONELY		5D01K	5D01K	5D01K	5D01K	5D01K	5D01K	5D01K	5D01K	5D01K	5D01K	5D01K
12670	207	ALWYS SM1 HELP R		5D01M	5D01M	5D01M	5D01M	5D01M	5D01M	5D01M	5D01M	5D01M	5D01M	5D01M
12690	207	OFTN FL LEFT OUT		5D01O	5D01O	5D01O	5D01O	5D01O	5D01O	5D01O	5D01O	5D01O	5D01O	5D01O
12710	207	USLY SM1 TALK TO		5D01Q	5D01Q	5D01Q	5D01Q	5D01Q	5D01Q	5D01Q	5D01Q	5D01Q	5D01Q	5D01Q
12730	207	OFT WSH MOR FRND		5D01S	5D01S	5D01S	5D01S	5D01S	5D01S	5D01S	5D01S	5D01S	5D01S	5D01S
12760	208	USLY FRDS BE WTH		5D01V	5D01V	5D01V	5D01V	5D01V	5D01V	5D01V	5D01V	5D01V	5D01V	5D01V

Q04: OTHER PERSONALITY VARIABLES. Risk taking

07050	119	KICK DO DANGR TH	2D05E	2D05E	2D05E	2D05E	2D05E	2D05E	2D05E	2D05E	2D05E	2D05E	2D05E	2D05E
07050	242	KICK DO DANGR TH												
07060	119	LIKE RISK SOME X	2D05F	2D05F	2D05F	2D05F	2D05F	2D05F	2D05F	2D05F	2D05F	2D05F	2D05F	2D05F
07060	243	LIKE RISK SOME X												
31080	243	LIK XPLOE STRANG												
31090	243	LIK DO FRIGHT TG												
31100	243	LIK EVN BRK RULE												
31110	244	PRF FRND EXCITNG												

Q05: OTHER PERSONALITY VARIABLES. Trust in others

01550	47	PPL CAN B TRSTD	1A008	1A008	1A008	1A008	1A008	1A008	1A008	1A008	1A008	1A008	1A008	1A008
01560	47	PPL TRY B HLPFL	1A009	1A009	1A009	1A009	1A009	1A009	1A009	1A009	1A009	1A009	1A009	1A009
01570	47	PPL TRY BE FAIR	1A010	1A010*	1A010	1A010	1A010	1A010	1A010	1A010	1A010	1A010	1A010	1A010

Q07: OTHER PERSONALITY VARIABLES. Importance placed on various life goals

01410	45	IMP B SUCCSS WK	1A007A	1A007A	1A007A	1A007A	1A007A	1A007A	1A007A	1A007A	1A007A	1A007A	1A007A	1A007A
01420	46	IMP GD MRRG&FAM	1A007B	1A007B	1A007B	1A007B	1A007B	1A007B	1A007B	1A007B	1A007B	1A007B	1A007B	1A007B
01430	46	IMP LOTS OF \$	1A007C	1A007C	1A007C	1A007C	1A007C	1A007C	1A007C	1A007C	1A007C	1A007C	1A007C	1A007C
01440	46	IMP TMS RCRN&HBY	1A007D	1A007D	1A007D	1A007D	1A007D	1A007D	1A007D	1A007D	1A007D	1A007D	1A007D	1A007D
01450	46	IMP STRG FRDSHP	1A007E	1A007E	1A007E	1A007E	1A007E	1A007E	1A007E	1A007E	1A007E	1A007E	1A007E	1A007E
01460	46	IMP STEADY WORK	1A007F	1A007F	1A007F	1A007F	1A007F	1A007F	1A007F	1A007F	1A007F	1A007F	1A007F	1A007F
01470	46	IMP CNTRBTN SOC	1A007G	1A007G	1A007G	1A007G	1A007G	1A007G	1A007G	1A007G	1A007G	1A007G	1A007G	1A007G
01480	46	IMP LDR COMUNT	1A007H	1A007H	1A007H	1A007H	1A007H	1A007H	1A007H	1A007H	1A007H	1A007H	1A007H	1A007H
01490	46	IMP CHLD BTR OP	1A007I	1A007I	1A007I	1A007I	1A007I	1A007I	1A007I	1A007I	1A007I	1A007I	1A007I	1A007I
01500	47	IMP LIV CLS PRN	1A007J	1A007J	1A007J	1A007J	1A007J	1A007J	1A007J	1A007J	1A007J	1A007J	1A007J	1A007J
01510	47	IMP GT AWY AREA	1A007K	1A007K	1A007K	1A007K	1A007K	1A007K	1A007K	1A007K	1A007K	1A007K	1A007K	1A007K
01520	47	IMP CRRCT INEQL	1A007L	1A007L	1A007L	1A007L	1A007L	1A007L	1A007L	1A007L	1A007L	1A007L	1A007L	1A007L
01530	47	IMP NEW XPRNCE	1A007M	1A007M	1A007M	1A007M	1A007M	1A007M	1A007M	1A007M	1A007M	1A007M	1A007M	1A007M

*=item text changed from previous year



Item Ref. No.	Page Loc. in this Vol.	ITEM DESCRIPTION (ABBREVIATED)	QUESTIONNAIRE LOCATION BY YEAR (FORM, SECTION, AND QUESTION NUMBER)											
			1976	1977	1978	1979	1980	1981	1982	1983	1984	1985	1986	1987

Q07: OTHER PERSONALITY VARIABLES. Importance placed on various life goals (continued)

01540	47	IMP FND PRPS LF	1A007N	1A007N	1A007N	1A007N	1A007N	1A007N	1A007N	1A007N	1A007N	1A007N	1A007N	1A007N
10450	171	JOB OBSTC -WK HD	4A13J	4A13J	4A13J	4A13J	4A13J	4A13J	4A13J	4A13J	4A13J	4A13J	4A13J	4A13J

Q08: OTHER PERSONALITY VARIABLES. Social, political, cultural orientation

06330	109	INTEREST IN GOVT	2A11	2A11	2A11	2A11	2A11	2A11	2A11	2A11	2A11	2A11	2A11	2A11
06330		INTEREST IN GOVT	3E01	3E01	3E01	3E01	3E01	3E01	3E01	3E01	3E01	3E01	3E01	3E01
06330	173	INTEREST IN GOVT	4A18	4A18	4A18	4A18	4A18	4A18	4A18	4A18	4A18	4A18	4A18	4A18
06330	199	INTEREST IN GOVT	5A19	5A19	5A19	5A19	5A19	5A19	5A19	5A19	5A19	5A19	5A19	5A19
06880		THK ABT SOC ISSU	2D03	2D03	2D03	2D03	2D03	2D03	2D03	2D03	2D03	2D03	2D03	2D03
06880	135	THK ABT SOC ISSU	3A02	3A02	3A02	3A02	3A02	3A02	3A02	3A02	3A02	3A02	3A02	3A02
06880	163	THK ABT SOC ISSU	4A05	4A05	4A05	4A05	4A05	4A05	4A05	4A05	4A05	4A05	4A05	4A05
06880	191	THK ABT SOC ISSU	5A02	5A02	5A02	5A02	5A02	5A02	5A02	5A02	5A02	5A02	5A02	5A02
07010	118	2MCH COMPTN SCTY	2D05A	2D05A	2D05A	2D05A	2D05A	2D05A	2D05A	2D05A	2D05A	2D05A	2D05A	2D05A
07020	119	2MANY YNG SLOPPY	2D05B	2D05B	2D05B	2D05B	2D05B	2D05B	2D05B	2D05B	2D05B	2D05B	2D05B	2D05B
07030	119	2MUCH HARD ROCK	2D05C	2D05C	2D05C	2D05C	2D05C	2D05C	2D05C	2D05C	2D05C	2D05C	2D05C	2D05C
07040	119	SHD DO OWN THING	2D05D	2D05D	2D05D	2D05D	2D05D	2D05D	2D05D	2D05D	2D05D	2D05D	2D05D	2D05D
07040	241	SHD DO OWN THING												
07630	92	R LIKES SCHOOL	1D001	1D001	1D001	1D001	1D001	1D001	1D001	1D001	1D001	1D001	1D001	1D001
07630	130	R LIKES SCHOOL	2E02	2E06	2E06	2E08	2E09	2E09	2E12	2E12	2E12	2E12	2E12	2E12
07630		R LIKES SCHOOL	3E08	3E07	3E07	3E07	3E07	3E07						
07630		R LIKES SCHOOL	4E10											
07630		R LIKES SCHOOL	5E04	5E05	5E05	5E03	5E05	5E05	4A13K	4A13K	4A13K	4A13K	4A13K	4A13K
10460	171	JOB OBSTC -CONFM	4A13K	4A13K	4A13K	4A13K	4A13K	4A13K	4A13K	4A13K	4A13K	4A13K	4A13K	4A13K
17570		PPL SHD CONFORM												
17580		PPL SHD LV HRMNY				5E02B								
17590		PPL SHD B FRANK				5E02C								
17600		PPL SHD THK FREE				5E02D								
17610		PPL SHD B INDPNT				5E02E								

Q09: OTHER PERSONALITY VARIABLES. Hostility

19530		3MO/DLY ARG PRNT					2E08A	2E08A	2E07A	2E07A	2E07A	2E07A		
19540		3MO/DLY ARG AUTH					2E08B	2E08B	2E07B	2E07B	2E07B	2E07B		
19550		3MO/DLY MAD					2E08C	2E08C	2E07C	2E07C	2E07C	2E07C		
19560		3MO/DLY MAD,SMH					2E08D	2E08D	2E07D	2E07D	2E07D	2E07D		
19570		3MO/DLY WANT FGT					2E08E	2E08E	2E07E	2E07E	2E07E	2E07E		
19580		3MO/DLY DID FGHT					2E08F	2E08F	2E07F	2E07F	2E07F	2E07F		

R01: BACKGROUND. Age, sex, race, and marital status

00010	20	R'S BIRTH YEAR	1C01	1C01*	1C01*	1C01*	1C01*	1C01	1C01*	1C01	1C01*	1C01	1C01*	1C01
00010	20	R'S BIRTH YEAR	2C01	2C01*	2C01*	2C01*	2C01*	2C01	2C01*	2C01	2C01*	2C01	2C01*	2C01
00010	20	R'S BIRTH YEAR	3C01	3C01*	3C01*	3C01*	3C01*	3C01	3C01*	3C01	3C01*	3C01	3C01*	3C01
00010	20	R'S BIRTH YEAR	4C01	4C01*	4C01*	4C01*	4C01*	4C01	4C01*	4C01	4C01*	4C01	4C01*	4C01
00010	20	R'S BIRTH YEAR	5C01	5C01*	5C01*	5C01*	5C01*	5C01	5C01*	5C01	5C01*	5C01	5C01*	5C01
00010	20	R'S BIRTH MONTH	1C02	1C02	1C02	1C02	1C02	1C02	1C02	1C02	1C02	1C02	1C02	1C02
00020	20	R'S BIRTH MONTH	2C02	2C02	2C02	2C02	2C02	2C02	2C02	2C02	2C02	2C02	2C02	2C02
00020	20	R'S BIRTH MONTH	3C02	3C02	3C02	3C02	3C02	3C02	3C02	3C02	3C02	3C02	3C02	3C02
00020	20	R'S BIRTH MONTH	4C02	4C02	4C02	4C02	4C02	4C02	4C02	4C02	4C02	4C02	4C02	4C02
00020	20	R'S BIRTH MONTH	5C02	5C02	5C02	5C02	5C02	5C02	5C02	5C02	5C02	5C02	5C02	5C02
00020	20	R'S BIRTH MONTH												
00030	20	R'S SEX	1C03	1C03	1C03	1C03	1C03	1C03	1C03	1C03	1C03	1C03	1C03	1C03
00030	20	R'S SEX	2C03	2C03	2C03	2C03	2C03	2C03	2C03	2C03	2C03	2C03	2C03	2C03
00030	20	R'S SEX	3C03	3C03	3C03	3C03	3C03	3C03	3C03	3C03	3C03	3C03	3C03	3C03
00030	20	R'S SEX	4C03	4C03	4C03	4C03	4C03	4C03	4C03	4C03	4C03	4C03	4C03	4C03
00030	20	R'S SEX	5C03	5C03	5C03	5C03	5C03	5C03	5C03	5C03	5C03	5C03	5C03	5C03
00030	20	R'S SEX												
00040	20	R'S RACE	1C04	1C04	1C04	1C04	1C04	1C04	1C04	1C04	1C04	1C04	1C04	1C04
00040	20	R'S RACE	2C04	2C04	2C04	2C04	2C04	2C04	2C04	2C04	2C04	2C04	2C04	2C04
00040	20	R'S RACE	3C04	3C04	3C04	3C04	3C04	3C04	3C04	3C04	3C04	3C04	3C04	3C04
00040	20	R'S RACE	4C04	4C04	4C04	4C04	4C04	4C04	4C04	4C04	4C04	4C04	4C04	4C04
00040	20	R'S RACE	5C04	5C04	5C04	5C04	5C04	5C04	5C04	5C04	5C04	5C04	5C04	5C04
00040	20	R'S RACE												
00060	20	R NOT MARRIED	1C06	1C06	1C06	1C06	1C06	1C06	1C06	1C06	1C06	1C06	1C06	1C06
00060	20	R NOT MARRIED	2C06	2C06	2C06	2C06	2C06	2C06	2C06	2C06	2C06	2C06	2C06	2C06
00060	20	R NOT MARRIED	3C06	3C06	3C06	3C06	3C06	3C06	3C06	3C06	3C06	3C06	3C06	3C06
00060	20	R NOT MARRIED	4C06	4C06	4C06	4C06	4C06	4C06	4C06	4C06	4C06	4C06	4C06	4C06
00060	20	R NOT MARRIED	5C06	5C06	5C06	5C06	5C06	5C06	5C06	5C06	5C06	5C06	5C06	5C06
00060	20	R NOT MARRIED												
08320	141	MARRD OR ENGAGED	3A18	3A18	3A18	3A18	3A18	3A18	3A18	3A18	3A18	3A18	3A18	3A18

R02: BACKGROUND. Family characteristics

00075	21	# OLDER BR/SIS									1C07A	1C07A	1C07A	1C07A
00075	21	# OLDER BR/SIS									2C07A	2C07A	2C07A	2C07A
00075	21	# OLDER BR/SIS									3C07A	3C07A	3C07A	3C07A
00075	21	# OLDER BR/SIS									4C07A	4C07A	4C07A	4C07A

[illegible]

Item Ref. No.	QUESTIONNAIRE LOCATION BY YEAR (FORM, SECTION, AND QUESTION NUMBER)															
	1988	1989	1990	1991	1992	1993	1994	1995	1996	1997	1998	1999	2000	2001	2002	2003

T01: HEALTH. Symptoms (continued)

21520	1D018	1D018	1D018	1D018	1D018	1D018	1D018	1D018	1D018	1D018	1D018	1D018	1D018	1D018	1D018	1D018
-------	-------	-------	-------	-------	-------	-------	-------	-------	-------	-------	-------	-------	-------	-------	-------	-------

T02: HEALTH. Habits

05890	2A02H	2A02H	2A02H	2A02H	2A02H	2A02H	2A02H	2A02H	2A02H	2A02H	2A02H	2A02H	2A02H	2A02H	2A02H	2A02H
05890		6A02F	6A02F	6A02F	6A02F	6A02F	6A02F*	6A02F	6A02F	6A02F	6A02F	6A02F	6A02F	6A02F	6A02F	6A02F
20690																
20700																
20710																
20720																
20730																
20740	2E22A	2E22A	2E22A	2E22A	2E22A	2E22A	2E22A	2E22A	2E22A	2E22A	2E22A	2E22A	2E22A	2E22A	2E22A	2E22A
20750	2E22B	2E22B	2E22B	2E22B	2E22B	2E22B	2E22B	2E22B	2E22B	2E22B	2E22B	2E22B	2E22B	2E22B	2E22B	2E22B
20760	2E22C	2E22C	2E22C	2E22C	2E22C	2E22C	2E22C	2E22C	2E22C	2E22C	2E22C	2E22C	2E22C	2E22C	2E22C	2E22C
20770	2E22D	2E22D	2E22D	2E22D	2E22D	2E22D	2E22D	2E22D	2E22D	2E22D	2E22D	2E22D	2E22D	2E22D	2E22D	2E22D
20780	2E22E	2E22E	2E22E	2E22E	2E22E	2E22E	2E22E	2E22E	2E22E	2E22E	2E22E	2E22E	2E22E	2E22E	2E22E	2E22E
20790	2E22F	2E22F	2E22F	2E22F	2E22F	2E22F	2E22F	2E22F	2E22F	2E22F	2E22F	2E22F	2E22F	2E22F	2E22F	2E22F
22210	2E23	2E23	2E23	2E23	2E23	2E23	2E23	2E23	2E23	2E23	2E23	2E23	2E23	2E23	2E23	2E23
22210		6C32	6C32	6C32	6C32	6C32	6C32	6C32	6C32	6C32	6C32	6C32	6C32	6C32	6C32	6C32
22220	2E24	2E24	2E24	2E24	2E24	2E24	2E24	2E24	2E24	2E24	2E24	2E24	2E24	2E24	2E24	2E24
22220		6C33	6C33	6C33	6C33	6C33	6C33	6C33	6C33	6C33	6C33	6C33	6C33	6C33	6C33	6C33

T03: HEALTH. Height and weight

22150	1D019	1D019	1D019	1D019	1D019	1D019	1D019	1D019	1D019	1D019	1D019	1D019	1D019	1D019	1D019	1D019
22160	1D020	1D020	1D020	1D020	1D020	1D020	1D020	1D020	1D020	1D020	1D020	1D020	1D020	1D020	1D020	1D020

T04: HEALTH. Medical treatment

21450	1D016A	1D016A	1D016A	1D016A	1D016A	1D016A	1D016A	1D016A	1D016A	1D016A	1D016A	1D016A	1D016A	1D016A	1D016A	1D016A
21460	1D016B	1D016B	1D016B	1D016B	1D016B	1D016B	1D016B	1D016B	1D016B	1D016B	1D016B	1D016B	1D016B	1D016B	1D016B	1D016B
21470	1D016C	1D016C	1D016C	1D016C	1D016C	1D016C	1D016C	1D016C	1D016C	1D016C	1D016C	1D016C	1D016C	1D016C	1D016C	1D016C
21480	1D016D	1D016D	1D016D	1D016D	1D016D	1D016D	1D016D	1D016D	1D016D	1D016D	1D016D	1D016D	1D016D	1D016D	1D016D	1D016D
21490	1D016E	1D016E	1D016E	1D016E	1D016E	1D016E	1D016E	1D016E	1D016E	1D016E	1D016E	1D016E	1D016E	1D016E	1D016E	1D016E
21500	1D017A	1D017A	1D017A	1D017A	1D017A	1D017A	1D017A	1D017A	1D017A	1D017A	1D017A	1D017A	1D017A	1D017A	1D017A	1D017A
21510	1D017B	1D017B	1D017B	1D017B	1D017B	1D017B	1D017B	1D017B	1D017B	1D017B	1D017B	1D017B	1D017B	1D017B	1D017B	1D017B
22360	1B104	1B104	1B098	1B098	1B098	1B098	1B098	1B098	1B098	1B098	1B098	1B098	1B098	1B098	1B098	1B098
22370	1B105	1B105	1B099	1B099	1B099	1B099	1B099	1B099	1B099	1B099	1B099	1B099	1B099	1B099	1B099	1B099

*=item text changed from previous year

Appendix A

Sampling Error Estimates and Tables*

All of the percentages reported in this volume are really *estimates* of the response percentages that would have been obtained if, instead of using a sample survey, we had asked all high schools throughout the United States to participate and in all schools that agreed to participate we had invited the whole senior class to fill out the questionnaires. The question naturally arises: How accurate are the present percentage estimates based on a limited number of schools and seniors? For any particular percentage resulting from a sample survey we cannot know exactly how much error has resulted from sampling, but we can make reasonably good estimates of “confidence intervals” – ranges within which the “true” population value is very likely to fall. The word “true” in this context is defined quite narrowly; it refers only to the value that would be found if we had set out to survey the total population—all high school seniors in the United States. Thus, this concept of “true” population value does *not* take account of biases that might occur due to refusals, distortion of responses, faulty question wording, and other factors. Each of these sources of possible error is discussed in the “Representativeness and Validity” section of the Introduction to this volume. The reader is urged to review this material and take it into account along with the sampling error estimates included in this appendix.

The estimation of confidence intervals in surveys involving complex samples can be a highly complicated combination of statistical science plus informed judgment. It is an area in which there is no single “right answer” or “best approach.” We suspect that many of those using this volume will not be especially interested in *how* we have chosen to solve the problems involved in estimating

confidence intervals, so long as we provide guidelines that can be applied in a fairly simple and straightforward manner. This appendix is designed to accomplish that. Appendix B provides a more extensive discussion of how we obtained the confidence intervals shown here, and it also provides guidelines for computing specific confidence intervals for a wider range of possible applications than can be covered in the tables provided in this appendix.

A very rough example of a confidence interval can be stated in these terms: for percentages based on the total sample (all five questionnaire forms), the “true” values are rarely more than 1.5 percent higher or lower than the percentage estimates reported in this volume. How rarely? The chances are much lower than 1 in 20. Indeed, many of the percentages reported for the total sample are accurate to within 1 percent.

Of course, most of the data reported here are based on items included only in one or another of the five questionnaire forms. Since such percentages are based on only one-fifth of the total sample, they are somewhat less accurate. The loss in accuracy is less than might be imagined, however, for reasons spelled out in Appendix B. For present purposes, it is enough to say that percentages based on 3,000 or more seniors responding to one questionnaire form are rarely (less than 1 in 20) farther than 2.4 percent away from the “true” value.

We have thus far provided two very rough illustrations of confidence intervals—a range of ± 1.5 percent for percentages based on the total sample and a range of ± 2.4 percent for percentages based on the number of seniors responding to one questionnaire form. While these two intervals

*Appendixes A and B, which discuss estimates of sampling errors and design effects, were written when there were five questionnaire forms used in each annual survey; a sixth form was added beginning in 1989. Because we believe that there would be very little change in estimates of sampling errors, or in design effects, we have not revised these appendixes to reflect the added form.

provide some notion of the overall range of accuracy of the sample, they fall short of our needs in a number of respects. We need to be able to assign confidence intervals for subgroups such as males, females, those who plan to complete college, and so forth, all of which involve smaller numbers of cases and, thus, some reduction in accuracy. We also need to take account of the fact that, other things being equal, confidence intervals grow smaller when one moves from the middle of the scale (percentages near 50 percent) to the extremes (e.g., 4 percent or 96 percent). Further, we need to provide guidelines for evaluating the difference between two percentages: for example, we may wish to know whether an increase in the percentage of daily marijuana users from one year to the next is large enough to be considered a statistically significant change.

Each of the requirements mentioned above is taken into account in the tables of confidence intervals that follow.

Confidence Intervals for Single Percentages

Table A-1 provides confidence intervals for single percentages that are reasonably good approximations for most *variables* and for most *subgroups* (as well as for the total sample). The table entries slightly underestimate the confidence intervals for regional subgroups and for blacks. These underestimates can be corrected reasonably well by multiplying the entries in Table A-1 by a factor of 1.1 for data based on a single form and by a factor of 1.33 for data based on all five forms. A more serious problem is that the table entries substantially underestimate the confidence intervals for certain variables that tend to be somewhat homogeneous within schools, as well as other factors likely to show clustering according to geographical area or socioeconomic level. A discussion of some of these variables is provided at the end of this appendix.

Table A-1 accommodates various numbers of cases (presented as different columns in the table) and various percentages (presented as different rows in the table). The table entries, when added to and subtracted from the observed percentage, establish the 95 percent confidence interval (calculated as 1.96 sampling errors). Thus, for example, to determine the accuracy of a result of 67.4 percent based on a sample of 1,632 cases, one should first look for the closest values in the table

(in this case, about 70 percent and a number of cases approximately equal to 1,500); next, determine the values to be added to and subtracted from the observed percentage (in this case, the values would be +2.8 percent and -2.9 percent); and then compute the confidence interval around the observed percentage of 67.4 percent (in this case, an interval ranging from 64.5 percent to 70.2 percent). This procedure yields an interval such that, for most variables, the chances are 95 in 100 that, if all high school seniors in the country had been asked to participate in the survey, the resulting percentage would fall within the interval.

Confidence Intervals for Differences between Two Percentages

Table A-2 provides confidence intervals for differences between certain percentages. Specifically, the table can be used for *comparisons* between males and females, between those who do and do not plan to complete four years of college, and between those falling into different categories of the five-level index of drug usage. The above comparisons are appropriate for data from any single year (e.g., male seniors in 1976 compared with female seniors in 1976 or the "marijuana only" seniors in 1977 compared with the "no illicit drugs" seniors in 1977). Table A-2 is also useful in assessing *one-year* trends for any of the above subgroups as well as for the total sample. For example, one may be interested in a confidence interval (or significance level) for the difference between the percentage of female seniors in 1977 who used marijuana and the percentage of female seniors in 1978 who did so. The values in Table A-2 are appropriate for confidence intervals across adjacent years (e.g., 1976 compared with 1977), provided the same subgroup (e.g., females) is being considered both years. The confidence intervals for comparisons across nonadjacent years (e.g., 1976 compared with 1978) are slightly larger.

With appropriate corrections, the entries in Table A-2 can be used for trends covering more than one year and for trends or comparisons involving regional subgroups and blacks. Each of these applications requires some upward adjustment of the table entries; guidelines for such adjustments are provided in the notes accompanying Table A-2.

For information on the derivation of Table A-2 and for guidelines to be used in computing confidence intervals not covered in that table, the

reader is referred to Appendix B.

In order to find the appropriate confidence interval in Table A-2, one must first locate that portion of the table that deals with percentage values closest to the two percentages being compared (for example, if one wished to compare a value of 28.1 percent with one of 35.4 percent, the " $p = 30$ percent or 70 percent" portion of the table would be closest). The next step is to locate the specific table entry that corresponds most closely to the numbers of cases involved in the two percentages being compared (e.g., if those numbers were 1,478 and 1,563 for 28.1 percent and 35.4 percent, the correct table entry would be 3.9 percent). That table entry, when added to and subtracted from the difference between the two percentages, yields the 95 percent confidence interval for the difference. (In the above illustration, that would be 7.3 percent \pm 3.9 percent, or an interval from 3.4 percent to 11.2 percent.) The chances are only 1 in 20 that the "true" difference between two percentages lies outside of this interval.

Another use of Table A-2 is to test whether a difference between two percentages is "statistically significant." If the table entry is smaller than the difference between the two percentages (as is true in the above illustration), then the difference is statistically significant at the 95 percent level (sometimes indicated as $p < .05$).

Some Cautions

The tables provided here are based on averages of large numbers of sampling errors computed across a wide range of the variables that appear in this volume, as well as across all of the subgroups for which data are reported here. We are confident that the values in the tables are reasonably accurate for most purposes, but we must repeat the caution that the tables slightly underestimate confidence intervals for the following groups and comparisons:

- Blacks
- Regions (Northeast, North Central, South, West)
- Comparisons among regions
- Comparisons across nonadjacent years
(e.g., 1976 vs. 1978)

A more important problem is that the tables substantially underestimate the confidence intervals for certain variables that, for various reasons, show greater than average homogeneity within schools. After an extensive, but by no means exhaustive,

sampling of the kinds of variables that might show such clustering by school, we can provide the following examples of the kinds of variables for which Tables A-1 and A-2 substantially underestimate the confidence intervals.

Variables Related to Educational Background and Aspirations. The questionnaire items dealing with father's education, mother's education, high school curriculum (college preparatory vs. all others), and plans for completing four years of college all show an appreciable amount of clustering by school. Accordingly, for such variables the confidence intervals provided in the tables should be doubled.

Other items dealing with plans for technical/vocational schooling, a two-year college program, or graduate/professional study also require adjustment. The confidence intervals in the tables should be multiplied by a factor of 1.5 in order to be applicable to these variables.

It seems clear that the common factor underlying these particular variables is the tendency for family socioeconomic level to be somewhat homogeneous within school districts—some schools serve wealthier populations than do others. That makes the form of sampling we use somewhat less efficient for measuring those variables (such as those listed above) that are closely associated with family socioeconomic level. Therefore, we urge the reader to treat with caution any variables that are likely to be strongly linked to socioeconomic factors. In the absence of more specific computations of sampling errors, a good rule of thumb for dealing with such variables would be to double the confidence intervals provided in Tables A-1 and A-2.

Variables Related to Geographic Location. Another category of variables that are somewhat homogeneous within schools and school districts consists of those things that reflect differences in region and/or urbanicity. An obvious example is a background question asking where the respondent grew up: the response category on a "farm" shows a very high degree of clustering within schools. One would have to more than double the confidence intervals in the tables to deal with such a measure. Similarly, high clustering was found for some responses about religious preference; for example, those whose preference is Baptist are located primarily in the South (and probably heavily in rural areas), whereas those whose preference is Jewish are located primarily in the

Northeast (especially in larger cities). The confidence intervals in Tables A-1 and A-2 should be multiplied by a factor as large as 3 in order to be applicable to such variables.

Other variables that show some greater than average homogeneity within schools include such ideologically related dimensions as frequency of attending religious services, importance of religion, and political preference. Still other variables showing high homogeneity, probably because of their association with urbanicity, include driving (percentage who do not drive at all), working (percentage with no job), and household composition (percentage with father not living in the home). For each of the variables mentioned in this paragraph, the confidence intervals in Tables A-1 and A-2 should be multiplied by a factor of about 1.5.

Variables Involving Use of Alcohol and Marijuana. Extensive work has been done to compute sampling errors and confidence intervals for the drug use measures included in this volume (see

Johnston, Bachman, and O'Malley, 1977, 1979, 1982; Johnston, O'Malley, and Bachman, 1984, especially Appendix B). Most drug use variables show sampling errors that lie within the range of those provided in Tables A-1 and A-2. Usage levels for alcohol and marijuana, however, show some degree of homogeneity within schools, thus requiring that the table levels be adjusted. For items dealing with alcohol use, the entries in Table A-1 should be multiplied by a factor of 1.6; for items dealing with marijuana use, the correction factor is 1.35.

As noted earlier, this appendix has presented guidelines for using the tables of confidence intervals provided herein. Those readers interested in learning more about the rationale underlying such tables, the procedures used to derive the particular tables presented here, and guidelines for further computations of confidence intervals may consult Appendix B of this volume.

Notes to Table A-1

Caution: The entries in this table systematically underestimate confidence intervals for regional subgroups and for blacks. In order to correct these underestimates, the table entries should be multiplied by a factor of 1.1 for data from a single form and by a factor of 1.33 for data based on five forms. Further cautions and corrections are required for some specific variables that relate educational background and aspirations, geographic

location, and the use of alcohol and marijuana (see discussion in the final sections of Appendix A).

The values in this table, when added to and subtracted from an observed percentage, establish the 95 percent confidence interval around that percentage, incorporating a design effect. Table values were calculated using the following formula (adapted from Hays, 1973, p. 379):

$$\text{lower limit} = p - \frac{2N'p + (1.96)^2 - 1.96 \sqrt{4N'p(1-p) + (1.96)^2}}{2[N' + (1.96)^2]}$$

$$\text{upper limit} = \frac{2N'p + (1.96)^2 + 1.96 \sqrt{4N'p(1-p) + (1.96)^2}}{2[N' + (1.96)^2]} - p$$

where p = the proportion, N' is the "effective N ," and $N' = N/(1.3 + 0.00015N)$.
(See Appendix B for a discussion of the concept of "effective N .")

Table A-1
Confidence Intervals (95% Level) around Percentage Values

		Number of Cases																	
		100	200	300	400	500	700	1,000	1,500	2,000	2,500	3,000	3,500	4,000	5,000	7,000	10,000	15,000	20,000
99%	+	0.9	0.8	0.7	0.7	0.6	0.6	0.5	0.5	0.4	0.4	0.4	0.4	0.3	0.3	0.3	0.3	0.3	0.2
	-	5.6	3.2	2.4	1.9	1.7	1.3	1.1	0.8	0.7	0.6	0.6	0.6	0.5	0.5	0.4	0.4	0.3	0.3
97%	+	2.1	1.8	1.6	1.4	1.3	1.2	1.0	0.9	0.8	0.8	0.7	0.7	0.6	0.6	0.6	0.5	0.5	0.5
	-	6.6	4.1	3.2	2.6	2.3	1.9	1.6	1.3	1.1	1.0	0.9	0.9	0.8	0.8	0.7	0.6	0.6	0.5
95%	+	3.1	2.5	2.2	2.0	1.8	1.6	1.4	1.2	1.1	1.0	0.9	0.9	0.9	0.8	0.7	0.7	0.6	0.6
	-	7.4	4.7	3.7	3.1	2.7	2.3	1.9	1.5	1.4	1.2	1.1	1.1	1.0	0.9	0.8	0.8	0.7	0.7
90%	+	4.9	3.8	3.3	2.9	2.7	2.3	2.0	1.7	1.5	1.4	1.3	1.3	1.2	1.1	1.0	0.9	0.9	0.8
	-	8.8	5.8	4.6	4.0	3.5	2.9	2.5	2.0	1.8	1.6	1.5	1.4	1.4	1.3	1.1	1.0	0.9	0.9
85%	+	6.6	4.8	4.1	3.6	3.3	2.9	2.5	2.1	1.9	1.7	1.6	1.5	1.5	1.4	1.2	1.1	1.0	1.0
	-	9.7	6.6	5.3	4.5	4.0	3.4	2.9	2.4	2.1	1.9	1.8	1.7	1.6	1.5	1.3	1.2	1.1	1.1
80%	+	7.4	5.6	4.7	4.2	3.8	3.3	2.8	2.4	2.1	2.0	1.8	1.7	1.7	1.5	1.4	1.3	1.2	1.1
	-	10.3	7.1	5.7	4.9	4.4	3.7	3.1	2.6	2.3	2.1	2.0	1.8	1.8	1.6	1.5	1.3	1.2	1.2
70%	+	9.1	6.8	5.6	5.0	4.5	3.9	3.3	2.8	2.5	2.3	2.1	2.0	1.9	1.8	1.6	1.5	1.4	1.3
	-	11.1	7.7	6.3	5.5	4.9	4.2	3.5	2.9	2.6	2.4	2.2	2.1	2.0	1.8	1.7	1.5	1.4	1.3
50%	+	11.0	7.9	6.5	5.7	5.1	4.4	3.7	3.1	2.8	2.5	2.4	2.2	2.1	2.0	1.8	1.6	1.5	1.4
	-	11.0	7.9	6.5	5.7	5.1	4.4	3.7	3.1	2.8	2.5	2.4	2.2	2.1	2.0	1.8	1.6	1.5	1.4
30%	+	11.1	7.7	6.3	5.5	4.9	4.2	3.5	2.9	2.6	2.4	2.2	2.1	2.0	1.8	1.7	1.5	1.4	1.3
	-	9.1	6.8	5.6	5.0	4.5	3.9	3.3	2.8	2.5	2.3	2.1	2.0	1.9	1.8	1.6	1.5	1.4	1.3
20%	+	10.3	7.1	5.7	4.9	4.4	3.7	3.1	2.6	2.3	2.1	2.0	1.8	1.8	1.6	1.5	1.3	1.2	1.2
	-	7.4	5.6	4.7	4.2	3.8	3.3	2.8	2.4	2.1	2.0	1.8	1.7	1.7	1.5	1.4	1.3	1.2	1.1
15%	+	9.7	6.6	5.3	4.5	4.0	3.4	2.9	2.4	2.1	1.9	1.8	1.7	1.6	1.5	1.3	1.2	1.1	1.1
	-	6.3	4.8	4.1	3.6	3.3	2.9	2.5	2.1	1.9	1.7	1.6	1.5	1.5	1.4	1.2	1.1	1.0	1.0
10%	+	8.8	5.8	4.6	4.0	3.5	2.9	2.5	2.0	1.8	1.6	1.5	1.4	1.4	1.3	1.1	1.0	0.9	0.9
	-	4.9	3.8	3.3	2.9	2.7	2.3	2.0	1.7	1.5	1.4	1.3	1.3	1.2	1.1	1.0	0.9	0.9	0.8
5%	+	7.4	4.7	3.7	3.1	2.7	2.3	1.9	1.5	1.4	1.2	1.1	1.1	1.0	0.9	0.8	0.8	0.7	0.7
	-	3.1	2.5	2.2	2.0	1.8	1.6	1.4	1.2	1.1	1.0	0.9	0.9	0.9	0.8	0.7	0.7	0.6	0.6
3%	+	6.6	4.1	3.2	2.6	2.3	1.9	1.6	1.3	1.1	1.0	0.9	0.9	0.8	0.8	0.7	0.6	0.6	0.5
	-	2.1	1.8	1.6	1.4	1.3	1.2	1.0	0.9	0.8	0.8	0.7	0.7	0.6	0.6	0.6	0.5	0.5	0.5
1%	+	5.6	3.2	2.4	1.9	1.7	1.3	1.1	0.8	0.7	0.6	0.6	0.6	0.5	0.5	0.4	0.4	0.3	0.3
	-	0.9	0.8	0.7	0.7	0.6	0.6	0.5	0.5	0.4	0.4	0.4	0.4	0.3	0.3	0.3	0.3	0.3	0.2

Notes to Table A-2

The entries in this table (which appear on the next four pages) are appropriate for *comparisons* between (a) males and females, (b) those who do and do not plan four years of college, and (c) those falling into different categories of the five-level index of drug usage. The table entries are also appropriate for *one-year trends* for the total sample and any of the subgroups except region. Most other trends and subgroup comparisons require that the table entries be multiplied by an adjustment factor, given below.

Outline of Steps to Follow (see text of appendix for illustrations)

1. Locate the portion of the table with “*p*” values closest to the two percentages being compared.
2. Locate the specific entry closest to the weighted *N*s for the two percentages.
3. Multiply that entry by any necessary adjustment factor (see below).
4. That table value (or adjusted table value), when added to and subtracted from the difference between the two percentages, yields the 95 percent confidence interval for the difference.
5. Also, if the table value (or adjusted table value) is smaller than the difference between the two percentages, then the difference may be described as “statistically significant at the 95 percent level.”

Adjustment Factors	Adjustment Factor (to be multiplied by table entry)
For comparisons between blacks and whites	
based on single-form data	*
based on five-form data	1.25
For comparisons between any two regions	
based on single-form data	1.15
based on five-form data	1.50
For one-year trends involving any region	
based on single-form data	*
based on five-form data	1.25
For trends over two or more years involving any region	
based on single-form data	*
based on five-form data	1.35
For trends over two or more years involving all other groups	
based on single-form data	*
based on five-form data	1.15

*Indicates that no adjustment is necessary for category shown.

Note: The table entries were calculated using the following formula: $1.96 \sqrt{p(1-p) \frac{1}{N'_1} + \frac{1}{N'_2}}$

where $N'_1 = N_1/\text{DEFF}$, $N'_2 = N_2/\text{DEFF}$, and $\text{DEFF} = 1.3 + 0.000075 \left[\frac{N_1 N_2}{(N_1 + N_2)} \right]$

		$N_1 =$	100	200	300	400	500	700	1,000	1,500	2,000	3,000	4,000	5,000	7,000	10,000	15,000	20,000
$N_2 =$	100	3.2																
	200	2.7	2.2															
	300	2.6	2.0	1.8														
	400	2.5	1.9	1.7	1.6													
	500	2.4	1.9	1.6	1.5	1.4									$p = 1\%$ or 99%			
	700	2.4	1.8	1.6	1.4	1.3	1.2											
	1,000	2.3	1.7	1.5	1.3	1.2	1.1	1.0										
	1,500	2.3	1.7	1.4	1.3	1.2	1.0	0.9	0.8									
	2,000	2.3	1.7	1.4	1.2	1.1	1.0	0.9	0.8	0.7								
	3,000	2.3	1.6	1.4	1.2	1.1	1.0	0.8	0.7	0.7	0.6							
	4,000	2.3	1.6	1.4	1.2	1.1	0.9	0.8	0.7	0.7	0.6	0.6						
	5,000	2.3	1.6	1.3	1.2	1.1	0.9	0.8	0.7	0.6	0.6	0.5	0.5					
	7,000	2.3	1.6	1.3	1.2	1.1	0.9	0.8	0.7	0.6	0.5	0.5	0.5	0.4				
	10,000	2.2	1.6	1.3	1.2	1.0	0.9	0.8	0.7	0.6	0.5	0.5	0.5	0.4	0.4			
	15,000	2.2	1.6	1.3	1.2	1.0	0.9	0.8	0.6	0.6	0.5	0.5	0.4	0.4	0.4	0.4		
	20,000	2.2	1.6	1.3	1.1	1.0	0.9	0.8	0.6	0.6	0.5	0.5	0.4	0.4	0.4	0.3	0.3	
		$N_1 =$	100	200	300	400	500	700	1,000	1,500	2,000	3,000	4,000	5,000	7,000	10,000	15,000	20,000
$N_2 =$	100	5.4																
	200	4.7	3.8															
	300	4.4	3.5	3.1														
	400	4.3	3.3	2.9	2.7													
	500	4.2	3.2	2.8	2.6	2.4									$p = 3\%$ or 97%			
	700	4.1	3.1	2.7	2.4	2.3	2.1											
	1,000	4.0	3.0	2.5	2.3	2.1	1.9	1.8										
	1,500	4.0	2.9	2.4	2.2	2.0	1.8	1.6	1.5									
	2,000	3.9	2.9	2.4	2.1	1.9	1.7	1.5	1.4	1.3								
	3,000	3.9	2.8	2.3	2.1	1.9	1.7	1.5	1.3	1.2	1.1							
	4,000	3.9	2.8	2.3	2.0	1.9	1.6	1.4	1.2	1.1	1.0	0.9						
	5,000	3.9	2.8	2.3	2.0	1.8	1.6	1.4	1.2	1.1	1.0	0.9	0.9					
	7,000	3.9	2.8	2.3	2.0	1.8	1.6	1.4	1.2	1.0	0.9	0.9	0.8	0.8				
	10,000	3.9	2.8	2.3	2.0	1.8	1.5	1.3	1.1	1.0	0.9	0.8	0.8	0.7	0.7			
	15,000	3.8	2.7	2.3	2.0	1.8	1.5	1.3	1.1	1.0	0.9	0.8	0.7	0.7	0.6	0.6		
	20,000	3.8	2.7</															

		$N_1 =$	100	200	300	400	500	700	1,000	1,500	2,000	3,000	4,000	5,000	7,000	10,000	15,000	20,000
$N_2 =$	100		6.9															
	200		6.0	4.9														
	300		5.6	4.5	4.0													
	400		5.5	4.3	3.8	3.5												
	500		5.4	4.1	3.6	3.3	3.1								$p = 5\% \text{ or } 95\%$			
	700		5.2	3.9	3.4	3.1	2.9	2.7										
	1,000		5.1	3.8	3.2	2.9	2.7	2.5	2.2									
	1,500		5.1	3.7	3.1	2.8	2.6	2.3	2.1	1.9								
	2,000		5.0	3.6	3.1	2.7	2.5	2.2	2.0	1.7	1.6							
	3,000		5.0	3.6	3.0	2.6	2.4	2.1	1.9	1.6	1.5	1.4						
	4,000		5.0	3.6	3.0	2.6	2.4	2.1	1.8	1.6	1.4	1.3	1.2					
	5,000		4.9	3.6	2.9	2.6	2.3	2.0	1.8	1.5	1.4	1.2	1.2	1.1				
	7,000		4.9	3.5	2.9	2.6	2.3	2.0	1.7	1.5	1.3	1.2	1.1	1.0	1.0			
	10,000		4.9	3.5	2.9	2.5	2.3	2.0	1.7	1.4	1.3	1.1	1.1	1.0	0.9	0.9		
	15,000		4.9	3.5	2.9	2.5	2.3	2.0	1.7	1.4	1.3	1.1	1.0	1.0	0.9	0.8	0.8	
	20,000		4.9	3.5	2.9	2.5	2.3	1.9	1.7	1.4	1.3	1.1	1.0	0.9	0.9	0.8	0.7	0.7
		$N_1 =$	100	200	300	400	500	700	1,000	1,500	2,000	3,000	4,000	5,000	7,000	10,000	15,000	20,000
$N_2 =$	100		9.5															
	200		8.2	6.7														
	300		7.8	6.2	5.5													
	400		7.5	5.9	5.2	4.8												
	500		7.4	5.7	4.9	4.6	4.3								$p = 10\% \text{ or } 90\%$			
	700		7.2	5.4	4.7	4.3	4.0	3.7										
	1,000		7.1	5.2	4.5	4.0	3.7	3.4	3.1									
	1,500		7.0	5.1	4.3	3.8	3.5	3.2	2.8	2.6								
	2,000		6.9	5.0	4.2	3.7	3.4	3.0	2.7	2.4	2.2							
	3,000		6.9	4.9	4.1	3.6	3.3	2.9	2.6	2.2	2.1	1.9						
	4,000		6.8	4.9	4.1	3.6	3.3	2.8	2.5	2.2	2.0	1.8	1.7					
	5,000		6.8	4.9	4.0	3.6	3.2	2.8	2.4	2.1	1.9	1.7	1.6	1.5				
	7,000		6.8	4.9	4.0	3.5	3.2	2.8	2.4	2.0	1.8	1.6	1.5	1.4	1.3			
	10,000		6.8	4.8	4.0	3.5	3.2	2.7	2.3	2.0	1.8	1.6	1.4	1.4	1.3	1.2		
	15,000		6.8	4.8	4.0	3.5	3.1	2.7	2.3	2.0	1.8	1.5	1.4	1.3	1.2	1.1	1.1	
	20,000		6.8	4.8	4.0	3.5	3.1	2.7	2.3	1.9	1.7	1.5	1.4					

Table A-2 (continued)

	$N_1 =$	100	200	300	400	500	700	1,000	1,500	2,000	3,000	4,000	5,000	7,000	10,000	15,000	20,000
$N_2 =$	100	11.3															
	200	9.8	8.0														
	300	9.3	7.3	6.6													
	400	9.0	7.0	6.2	5.7												
	500	8.8	6.7	5.9	5.4	5.1											
	700	8.6	6.5	5.6	5.1	4.8	4.4										
	1,000	8.4	6.2	5.3	4.8	4.5	4.0	3.7									
	1,500	8.3	6.1	5.1	4.6	4.2	3.8	3.4	3.0								
	2,000	8.2	6.0	5.0	4.5	4.1	3.6	3.2	2.9	2.7							
	3,000	8.2	5.9	4.9	4.3	3.9	3.5	3.0	2.7	2.5	2.2						
	4,000	8.1	5.8	4.9	4.3	3.9	3.4	2.9	2.6	2.3	2.1	2.0					
	5,000	8.1	5.8	4.8	4.2	3.8	3.3	2.9	2.5	2.3	2.0	1.9	1.8				
	7,000	8.1	5.8	4.8	4.2	3.8	3.3	2.8	2.4	2.2	1.9	1.8	1.7	1.6			
	10,000	8.1	5.8	4.8	4.2	3.8	3.2	2.8	2.4	2.1	1.9	1.7	1.6	1.5	1.4		
	15,000	8.1	5.7	4.7	4.1	3.7	3.2	2.7	2.3	2.1	1.8	1.7	1.6	1.4	1.3	1.3	
	20,000	8.0	5.7	4.7	4.1	3.7	3.2	2.7	2.3	2.1	1.8	1.6	1.5	1.4	1.3	1.2	1.2
	$N_1 =$	100	200	300	400	500	700	1,000	1,500	2,000	3,000	4,000	5,000	7,000	10,000	15,000	20,000
$N_2 =$	100	12.7															
	200	11.0	9.0														
	300	10.4	8.2	7.4													
	400	10.0	7.8	6.9	6.4												
	500	9.8	7.5	6.6	6.1	5.7											
	700	9.6	7.2	6.2	5.7	5.3	4.9										
	1,000	9.4	7.0	6.0	5.4	5.0	4.5	4.1									
	1,500	9.3	6.8	5.7	5.1	4.7	4.2	3.8	3.4								
	2,000	9.2	6.7	5.6	5.0	4.6	3.6	3.2	3.0	2.9							
	3,000	9.1	6.6	5.5	4.9	4.4	3.9	3.4	3.0	2.8	2.5						
	4,000	9.1	6.5	5.4	4.8	4.3	3.8	3.3	2.9	2.6	2.4	2.2					
	5,000	9.1	6.5	5.4	4.7	4.3	3.7	3.2	2.8	2.6	2.3	2.1	2.0				
	7,000	9.1	6.5	5.4	4.7	4.2	3.7	3.2	2.7	2.5	2.2	2.0	1.9	1.8			
	10,000	9.0	6.5	5.3	4.7	4.2	3.6	3.1	2.7	2.4	2.1	1.9	1.8	1.7	1.6		
	15,000	9.0	6.4	5.3	4.6	4.2	3.6	3.1	2.6	2.3	2.0	1.9	1.7	1.6	1.5	1.4	
	20,000	9.0	6.4	5.3	4.6	4.2	3.6	3.1	2.6	2.3	2.0	1.8	1.7	1.6	1.5	1.4	1.3

Table A-2 (continued)

	$N_1 =$	100	200	300	400	500	700	1,000	1,500	2,000	3,000	4,000	5,000	7,000	10,000	15,000	20,000
$N_2 =$	100	14.5															
	200	12.6	10.3														
	300	11.9	9.4	8.4													
	400	11.5	8.9	7.9	7.3												
	500	11.3	8.6	7.6	7.0	6.6							$p = 30\% \text{ or } 70\%$				
	700	11.0	8.3	7.2	6.5	6.1	5.6										
	1,000	10.8	8.0	6.8	6.2	5.7	5.2	4.7									
	1,500	10.6	7.8	6.6	5.9	5.4	4.8	4.3	3.9								
	2,000	10.6	7.7	6.4	5.7	5.2	4.6	4.1	3.7	3.4							
	3,000	10.5	7.6	6.3	5.6	5.1	4.4	3.9	3.4	3.2	2.9						
	4,000	10.4	7.5	6.2	5.5	5.0	4.3	3.8	3.3	3.0	2.7	2.5					
	5,000	10.4	7.5	6.2	5.4	4.9	4.3	3.7	3.2	2.9	2.6	2.4	2.3				
	7,000	10.4	7.4	6.1	5.4	4.9	4.2	3.6	3.1	2.5	2.3	2.2	2.1	2.2			
	10,000	10.4	7.4	6.1	5.3	4.8	4.2	3.6	3.0	2.7	2.4	2.2	2.1	1.9	1.8		
	15,000	10.3	7.4	6.1	5.3	4.8	4.1	3.5	3.0	2.7	2.3	2.1	2.0	1.8	1.7	1.6	
	20,000	10.3	7.4	6.1	5.3	4.8	4.1	3.5	3.0	2.6	2.3	2.1	2.0	1.8	1.7	1.6	1.5
	$N_1 =$	100	200	300	400	500	700	1,000	1,500	2,000	3,000	4,000	5,000	7,000	10,000	15,000	20,000
$N_2 =$	100	15.8															
	200	13.7	11.2														
	300	13.0	10.3	9.2													
	400	12.6	9.8	8.6	8.0												
	500	12.3	9.4	8.2	7.6	7.2							$p = 35\% \text{ or } 65\%$				
	700	12.0	9.0	7.8	7.1	6.7	6.1										
	1,000	11.8	8.7	7.5	6.7	6.2	5.6	5.1									
	1,500	11.6	8.5	7.2	6.4	5.9	5.3	4.7	4.3								
	2,000	11.5	8.4	7.0	6.2	5.7	5.1	4.5	4.0	3.7							
	3,000	11.4	8.2	6.9	6.1	5.5	4.8	4.3	3.7	3.4	3.1						
	4,000	11.4	8.2	6.8	6.0	5.4	4.7	4.1	3.6	3.3	3.0	2.8					
	5,000	11.3	8.1	6.7	5.9	5.4	4.7	4.1	3.5	3.2	2.8	2.7	2.5				
	7,000	11.3	8.1	6.7	5.9	5.3	4.6	4.0	3.4	3.1	2.7	2.5	2.4	2.2			
	10,000	11.3	8.1	6.7	5.8	5.3	4.5	3.9	3.3	3.0	2.6	2.4	2.3	2.1	2.0		
	15,000	11.3	8.0	6.6	5.8	5.2	4.5	3.8	3.3	2.9	2.5	2.3	2.2	2.0	1.9	1.8	
	20,000	11.3	8.0	6.6	5.8	5.2	4.5	3.8	3.2	2.9	2.5	2.3	2.1	2.0	1.8	1.7	1.6

Appendix B

Procedures Used to Derive Design Effects and Sampling Errors*

Appendix A provided a very brief and relatively nontechnical explanation of sampling error estimates, accompanied by two tables of confidence intervals that can be used to ascertain the accuracy of most percentages reported in this volume. The present appendix is intended to provide some background concerning the strategy and rationale involved in computing these confidence intervals. It also offers guidance for those wishing to make sampling computations beyond those contained in Appendix A.

This appendix, like the first, is intended to be readable and usable by the nonstatistician. For that reason, we take the time to outline (albeit briefly) a number of relatively elementary factors involved in estimating confidence intervals.

Factors Influencing the Size of Confidence Intervals

The most straightforward types of samples, from a statistical standpoint at least, are simple random samples. In such samples the confidence limits for a proportion are influenced by the size of the sample or subgroups being considered and also by the size of the proportion. For example, the 95 percent confidence interval for a proportion p based on a simple random sample of N cases is approximated by: $p \pm 1.96 \sqrt{p(1-p)/N}$. In a complex probability sample such as the present one, there are a number of other factors that influence the size of confidence limits. This section lists all of the factors that have been taken into account in calculating confidence intervals for use with the data in this volume, beginning with the most simple factors and then proceeding to the more complex.

Number of Cases (N). Other things being equal, the larger a sample (or subgroup within a sample), the smaller or more precise will be the confidence interval for a percentage based on that sample. One of the factors determining the size of the confidence interval is $1/\sqrt{N}$. Thus, for example, if all other things were equal, a sample of 400 would have confidence intervals half as large (or twice as precise) as a sample of 100, because $1/\sqrt{400}$ is half as large as $1/\sqrt{100}$.

Size of Percentage. Other things being equal, percentage values around 50 percent have larger confidence intervals than higher or lower percentage values. This is because another of the factors determining the size of the confidence intervals is $\sqrt{p(1-p)}$, where p is a proportion ranging from 0 to 1.0 (or, to put it in percentage terms, the factor is $\sqrt{x\%(100-x\%)}$). Thus, for example, a proportion of either 0.1 or 0.9 (a percentage of either 10 percent or 90 percent) will have a confidence interval only three-fifths as large as the confidence interval around a proportion of 0.5 (or 50 percent), because $\sqrt{0.1(1-0.1)}$ is three-fifths as large as $\sqrt{0.5(1-0.5)}$.

Design Effects in Complex Samples. Under conditions of simple random sampling, a confidence interval can be determined solely on the basis of the number of cases and the percentage value involved. More complex samples such as the one used in the present study make use of stratification and clustering and often differential weighting of respondent scores, and these all influence sampling error. While stratification tends to heighten the precision of a sample, the effects of clustering and weighting reduce precision

*Appendixes A and B, which discuss estimates of sampling errors and design effects, were written when there were five questionnaire forms used in each annual survey; a sixth form was added beginning in 1989. Because we believe that there would be very little change in estimates of sampling errors, or in design effects, we have not revised these appendixes to reflect the added form.

(compared with a simple random sample of the same size). Therefore, it is not appropriate to apply the standard, simple random sampling formulas to such complex samples in order to obtain estimates of sampling errors, because they would almost always underestimate the actual sampling errors.

Methods exist for correcting for this underestimation, however. Kish (1965, p. 258) defines a correction term called the design effect (DEFF), where:

$$\text{DEFF} = \frac{\text{actual sampling variance}}{\text{expected sampling variance from a simple random sample with same number of elements}}$$

Thus, if the actual sampling variance in a complex sample is four times as large as the expected sampling variance from a simple random sample with the same number of cases, the DEFF is 4. Since confidence intervals are proportionate to the square root of variance, the confidence intervals for such a sample would be twice as large (because the square root of 4 is 2) as the confidence interval for a simple random sample with the same number of cases. A fairly simple and straightforward way of applying the concept of design effect may be to note that an increase in design effect has the same impact on precision as a reduction in the number of cases in a simple random sample. For example, a sample of 16,000 cases with a design effect of 4 would have the same degree of precision (the same size confidence intervals around various percentages) as a simple random sample of 4,000.

In principle, every different statistic resulting from a complex sample can have its own design effect, and different statistics in the same sample may have quite different design effects. However, it is not feasible to compute every design effect, nor would it be feasible to report every one. Thus, in practice, design effects are averaged across a number of statistics and these average values are used to determine the design effects for other statistics based on the sample. Sometimes a single design effect is applied to all statistics of a given type (e.g., percentages) for a given sample. In the present study, however, a rather extensive exploration of design effects revealed a number of systematic differences. These systematic differences have to do with the particular measures being examined, the subgroups involved, and the question of whether a trend over time is being

considered. The most consistent difference involves the number of cases in the group or subgroup for which the design effect is computed.

The Relationship between Subgroup Size and Design Effects. Kish et al. (1976) have observed that design effects tend to be smaller for subgroups than for total samples; moreover, the smaller the subgroup, the smaller the design effect is likely to be. The explanation for this widespread phenomenon is that the average number of cases in each sampling cluster is an important factor in determining the size of the design effect; and as subgroup size decreases, so does this average number of cases per cluster. This point is illustrated by several subgroups treated in the present volume—males, females, those planning four years of college, and those not planning four years of college. All (or virtually all) of the schools in the sample have both male and female students, as well as some students who plan four years of college and others who do not. Thus, each of these four subgroups is spread more or less evenly across the full number of clusters (schools). Since each of these subgroups includes roughly half of the total sample, the average number of cases per cluster is about half as large as for the total sample, and this leads to a smaller design effect than is found for the total sample. Other subgroups involving different patterns of drug use are also distributed more or less evenly across all clusters and thus are subject to the same phenomenon of smaller design effects because of the smaller number of cases per cluster.

One very important exception to the pattern of smaller design effects for subgroups involves the four geographic region subgroups presented in this volume. These subgroups do not cut across all clusters; instead, regions have been described as "segregated" subgroups, in contrast to the "cross-class" subgroups discussed above. For such segregated subgroups, the average number of cases per cluster is about the same as is found in the total sample, and thus the design effects are not lower than those for the total sample (Kish et al., 1976). Another subgroup that is in some respects similar to regional subgroups is the category of blacks. Black respondents are not found equally across high schools throughout the United States. There are, of course, regional differences in proportions of blacks, and these contribute substantially to this lack of equal distribution. In addition, there are patterns of segregation in housing that continue to be reflected in the unequal distribution of blacks in

high schools. The net effect of these several factors is that the black subgroup in our sample is “partially segregated” in a sampling sense as well as in the more usual usage of that word. For that reason, the design effects for blacks are somewhat larger than for other subgroups of approximately similar size.

Because the subgroups consisting of blacks and the four regional groups all have larger design effects than do other subgroups of the same size, it is necessary to adjust the confidence intervals for these subgroups as indicated in Appendix A. (At a later point in the present appendix we will say more about these adjustment factors.)

One other kind of “subgroup” must be noted in this discussion of the relationship between subgroup size and design effects. One-fifth of the total sample filled out each of the five separate questionnaire forms, and thus the respondents to each of these forms may be viewed as a “cross-class” subgroup of the total sample. The average cluster size for a single form is exactly 20 percent of the average cluster size for the total sample. That means, of course, that the single-form samples (which are the basis for the large majority of the data presented in this volume) are distinctly more “efficient” than the sample based on all five forms. Accordingly, single-form data have much smaller design effects (as displayed later in this appendix).

Design Effects for Comparisons between Subgroups. We noted above that a number of subgroups treated in this volume can be described as “cross-class” subgroups, meaning that members of the subgroup are distributed more or less evenly across sampling clusters. For these kinds of subgroups, it turns out that *comparisons* are relatively efficient, from a sampling standpoint. The technical explanation for this phenomenon is that there is a higher degree of covariance between such subgroup pairs than would be the case in a comparison of independent subgroups. Now let us offer a fairly nontechnical illustration to indicate why this is so. Suppose that a researcher interested in the use of marijuana during the senior year of high school obtained data from five high schools concerning female seniors’ marijuana use and data from five other high schools concerning male seniors’ marijuana use. Suppose that the percentage values for marijuana use during senior year were as follows:

Female seniors (five schools):

60%, 20%, 65%, 30%, 50%

Male seniors (five other schools):

40%, 80%, 25%, 70%, 60%

Even though there is a difference of 10 percentage points between males and females (if the five schools in each case are averaged), there is still so much variability among schools that one would not conclude with very much confidence that females in general are less likely than males to use marijuana during the senior year of high school. Suppose, on the other hand, that the researcher had obtained data from a total of only five schools and had obtained data concerning both male and female seniors in each school as follows:

	Females	Males
School A	60%	70%
School B	20%	25%
School C	65%	80%
School D	30%	40%
School E	50%	60%

The same group of percentages, this time based on five pairings of males and females rather than independent observations, are much more strongly suggestive of systematic differences between the sexes.

A process analogous to that illustrated above is involved when “cross-class” subgroups are compared, and the increased accuracy or sampling efficiency is reflected in relatively small sampling errors and design effects.

Design Effects for Trends. Thus far this discussion of factors influencing design effects and confidence intervals has focused only on groups and subgroups within a single year. But one of the central purposes of the Monitoring the Future project is to monitor trends over time; indeed, the study procedures have been standardized across years insofar as possible in order to provide the opportunity for sensitive measurement of change. One of the factors designed to produce an added degree of consistency from one year to the next is the use of each school for two data collections, which means that for any two successive years half of the sample of schools is the same. This, plus the fact that the other half of the school sample in a given year is from the same primary sampling units as the half sample it replaced, means that there is a good deal of consistency in the sampling and clustering of the sample from one year to the next. As a result, when cross-year comparisons are made (say, between 1976 and 1977), the design effects are appreciably smaller (i.e., the efficiency is greater) than if completely independent samples of schools

had been drawn each year. In other words, the 1976 and 1977 samples are not independent; on the contrary, there is a considerable degree of covariance between them. A similar level of covariance occurs between any pair of adjacent-year samples (e.g., 1977 and 1978), because about half of the schools in both samples were the same. This covariance, or partial "matching," reduces the design effect for differences observed between adjacent years, compared to what they would have been with totally independent samples.

It follows from the discussion above that a trend over an interval greater than one year (e.g., a comparison between 1976 and 1978, which involves totally nonoverlapping school samples) is likely to have a design effect that is larger than that for a comparison between adjacent-year samples.

Variables with Unusually Large Design Effects. Kish et al. (1976) stress the importance of computing sampling errors for many kinds of variables, and they point out that they have found "very wide ranges in values of sampling errors (standard errors and design effects) between diverse variables within the same survey" (p. 21). Our own experience has been that, among most variables, the variation in sampling errors and design effects seems more random than consistent, and thus we are reasonably comfortable with the use of averaging procedures (described below) in order to derive a set of general purpose tables. There are some important exceptions to the above generalization, however. Variables that are likely to be grouped according to geographical area (region and/or urbanicity), as well as variables that may differ systematically from one school to another, show much higher than usual amounts of homogeneity within sample clusters. It follows necessarily that such variables also have much higher than usual design effects. The variables in the Monitoring the Future study that seem most likely to show such high design effects tend to be grouped into the questionnaire segment dealing with background factors and educational aspirations (Section C of all questionnaire forms). These variables were excluded from the process of computing overall design effects and the confidence intervals provided in Tables A-1 and A-2. Appendix A provides a further discussion of some of these variables and offers some suggestions for adjusting the confidence interval tables to deal with them.

Procedures Used in Deriving Design Effects and Tables of Confidence Intervals

Having taken some pains to review the several factors that can influence design effects and confidence intervals, it is now a fairly simple matter for us to summarize the steps followed to compute the tables of confidence intervals shown in Appendix A. We were heavily influenced in this effort by the work of Kish and his colleagues (Kish, 1965; Kish et al., 1976) in two ways. First, we followed their recommendation that sampling errors be computed and averaged across a goodly number of variables and subgroups. Second, we paid particular attention to their observation that design effects tend to be smaller for subgroups than for total samples (a point discussed earlier in this appendix).

Confidence Intervals for Single Percentages. Our procedure was to compute sampling errors and design effects for most of the variables that are common to all five forms (those in the C sections of all questionnaires and those in the B sections of Forms 2 through 5) and for every twentieth variable in the A, D, and E sections. (Form 1 was omitted because most of this form comprises drug-related items, and such items involve high proportions of missing data because respondents are instructed to skip over many questions that are not applicable to them.) Design effects were computed for each of the subgroups reported in this volume, as well as for the total sample. Design effects for each subgroup and for the total were averaged across variables for the C section material (all four forms), the B section material (drug use measures, all five forms), and the sampling of variables from the A, D, and E sections (single-form data). As noted earlier, the variables that showed unusually high levels of homogeneity within sample clusters were excluded from the C section variables when they were averaged. The 1977 data were used for this analysis. Later replication using 1976 data provided nearly identical values.

The averaging process consisted of taking a mean of the *square roots* of the design effects. Kish and his colleagues (1976) refer to the design effect as DEFF and to the square root of the design effect as DEFT; thus $\sqrt{\text{DEFF}} = \text{DEFT}$. We will find it useful to use this terminology in what follows. The rationale for computing means of DEFT rather than DEFF is that the former value is directly proportionate to the size of confidence intervals. A further reason for

doing so is that the values of DEFT approximate a normal distribution much more closely than do the values of DEFF, which are skewed upwards. (A comparison of mean DEFTs and median DEFTs showed them to be quite similar, something that certainly is not true of mean and median DEFFs.)

Bearing in mind that design effects tend to be smaller for subgroups than for total samples and bearing in mind also that confidence intervals are directly proportionate to DEFT and to \sqrt{N} , we plotted the mean DEFT values for the total sample and for all subgroups, in each case relating DEFT to \sqrt{N} . The results are shown in Figure B-1. Note that distinctions are made between "cross-class" and "segregated" subgroups and between mean DEFTs based on five forms and those based on single forms. (The \sqrt{N} values for the latter are, of course, much smaller.)*

Setting aside the "segregated" subgroups (regions and blacks) for the moment, it is clear that the rest of the mean DEFTs in Figure B-1 show a very clear and consistent pattern: the higher the value of \sqrt{N} , the higher the mean DEFT. It turns out that these mean DEFT values are very closely approximated by the function $\text{DEFT} = \sqrt{1.3 + 0.00015N}$, as shown by the solid line in the figure. (The function can also be stated as $\text{DEFF} = 1.3 + 0.00015N$.) The particular parameters in that function were derived empirically, but the basic function (i.e., $\text{DEFT} = \sqrt{a + bN}$) was adapted directly from the work of Kish et al. (1976).

Given the above function that fitted the mean DEFT values for the total sample and the "cross-class" subgroups, we returned to the problem of assigning DEFT values for the "segregated" subgroups. The simplest solution was to select two adjustment factors that could be multiplied by the confidence interval values in Table A-1. These adjustment factors are shown by the dashed lines in Figure B-1; they correspond to multiplying the "standard" DEFT (solid line) by a factor of 1.1 for single-form data and by a factor of 1.33 for five-form data. These adjustments, which were selected on empirical grounds, yield design effects for the "segregated" subgroups that are approximately equal to the design effects for the total sample (treating single-form and five-form data separately, of course). This is reassuring, since Kish et al. (1976) have reported that "segregated" subgroups can in general be expected to show design effects approximately equal to the design effects for the

total sample.

After the data in Figure B-1 were plotted and the form of the main function (indicated by the solid line) was determined, DEFT values for drug use measures (material in Section B of all forms) were checked. It was found that the DEFTs for only two drug categories, alcohol and marijuana, exceeded the values indicated by the function; accordingly, adjustment factors were developed for these two drugs (1.6 and 1.35, respectively).

Confidence Intervals for Differences between Two Percentages. Our procedure here was directly parallel to that followed in determining confidence intervals for single percentages. DEFT values for the differences between 1976 and 1977 percentages were computed using virtually the same set of items as used earlier. Also computed were mean DEFT values for comparisons in the same year between subgroups such as males and females, those who did and did not plan to complete four years of college, blacks and whites, pairings of regions, and pairings of drug use groups. It was found that, for any given level of N , the mean DEFT values for subgroup comparisons were quite similar to the mean DEFT values for one-year trends; accordingly, all of these mean DEFTs were included in Figure B-2, which plots mean DEFTs for differences between percentages. In this figure, as in Figure B-1, the strong relationship was evident between mean DEFTs and the numbers of cases in the two groups being compared. This relationship can be very closely approximated by the function $\text{DEFT} = \sqrt{1.3 + 0.000075N}$ (which can also be stated as $\text{DEFF} = 1.3 + 0.000075N$), where $N = 2N_1N_2/N_1 + N_2$.

It was expected on grounds of sampling theory that, as we found earlier, the function that fit most differences between percentages would not fit differences involving regions and differences involving blacks. In fact, the data indicated that some adjustment is necessary for black-white comparisons using data from all five forms and, also, for comparisons as well as trends involving any region. We have not tried to show those adjustments in Figure B-2, but the several values involved are shown in the guidelines to Table A-2.

It was also expected on the grounds of sampling theory that trends across an interval of two or more years would show somewhat higher values of DEFT than one-year trends. It turned out that this was true only for data from all five forms; data based on one form only did not show significantly

*The five-form data consisted of C section material, excluding those variables related to region, urbanicity, and/or socioeconomic level.

Figure B-1
Design Effects for Single Percentages

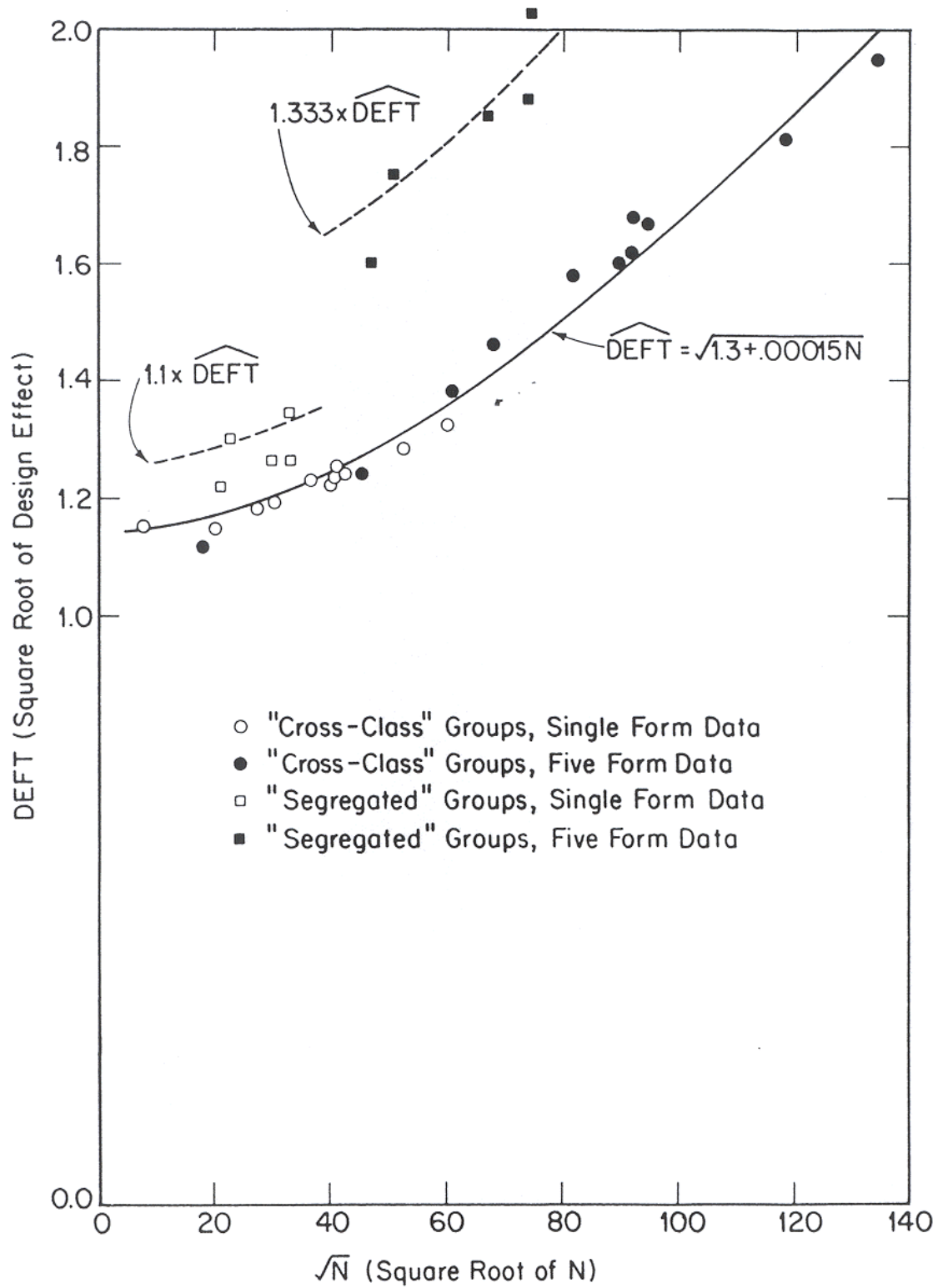
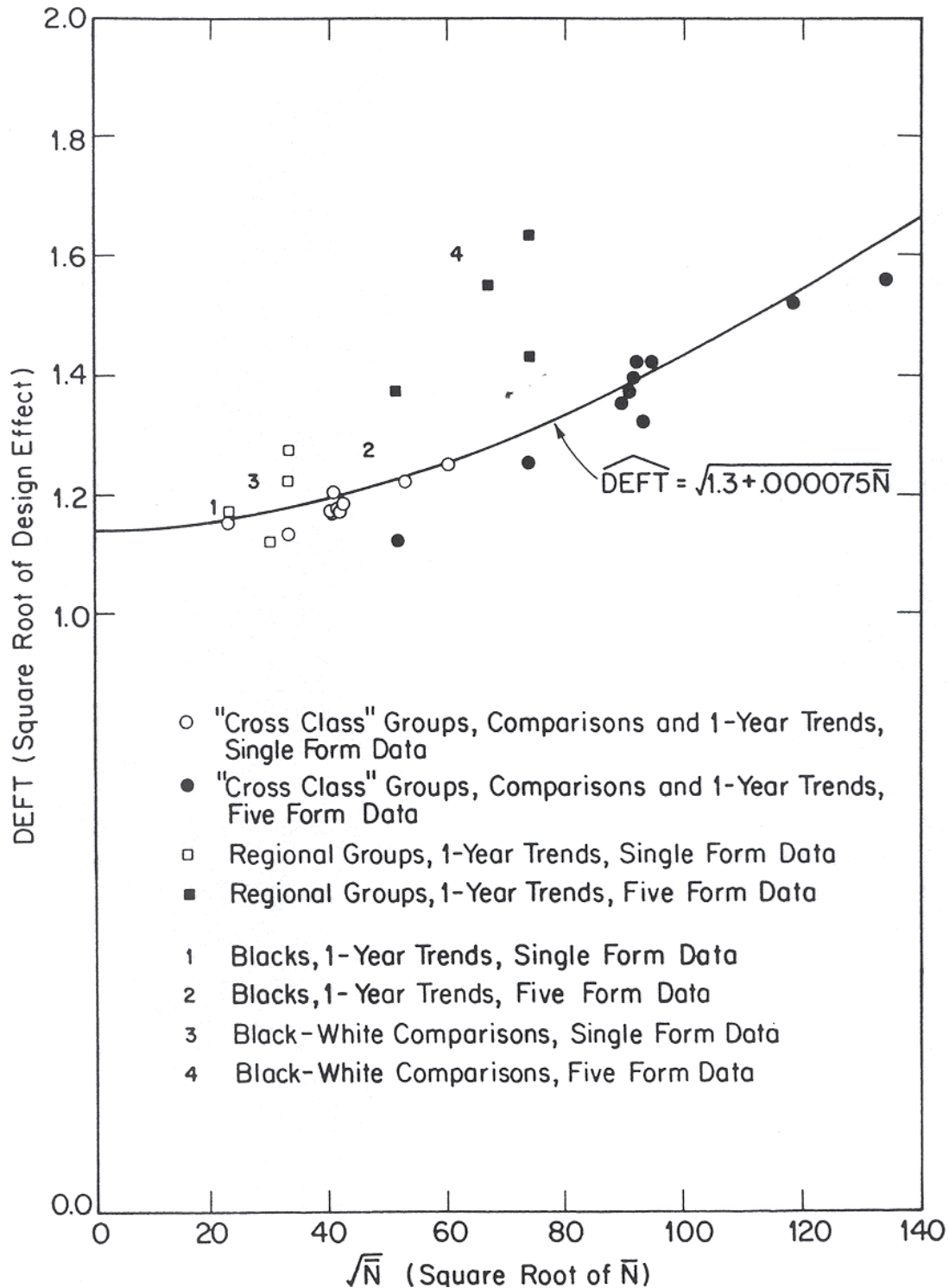


Figure B-2
Design Effects for Differences between Percentages



higher values. The adjustment factors for trends involving five forms over two or more years are shown in Table A-2.

Use of Weighted Numbers of Cases in Entering Confidence Interval Tables. We should mention in passing that the recommendations for using the tables in Appendix A indicated that *weighted N* values should be used. The computer program that generated our design effect statistics makes use of weights in calculating percentages and actual sampling variances. But in computing the DEFF ratio, defined as the actual sampling variance divided by the expected sampling variance from a simple random sample with the same number of elements, the program makes use of the *unweighted* numbers of cases to determine "the same number of elements." Since the mean weights used in the 1975, 1976, and 1977 data tables are slightly lower than 1.0, this means that when entering the tables in Appendix A with weighted data from those years, one is being very slightly "conservative" (slightly reduced risk of a Type 1 error; slightly increased risk of a Type 2 error). It is important to realize that if one took the trouble to make corrections for this "conservatism," the correction would rarely be as great as multiplying the Table A-1 and Table A-2 entries by a factor of about 0.95; and, in the large majority of cases, the correction would involve multiplying by a factor of about 0.98. We find such discrepancies to be trivially small, particularly when compared with what Kish et al. (1976, p. 12) describe as the "heroic simplifications" required in some of the steps leading to general purpose tables of design effects and confidence intervals.

Before the 1978 data tables were produced, we had come to realize the advantages in having weighted values that averaged 1.0; accordingly, beginning with the 1978 data, the weighted *N* values in the tables do approximate the actual numbers of cases quite closely. But it was impractical to redo the 1975 through 1977 data tables to incorporate this refinement. Another alternative would have been to employ slightly different versions of Tables A-1 and A-2, containing slightly different confidence intervals for each of those three years; however, we felt that such an approach could introduce confusion when cross-year comparisons were made. Thus, we opted for the solution that seems to us to be most simple and manageable, even though it involves the slight degree of "conservatism" noted above. For readers

who find this solution undesirable, we have included Table B-1, which presents weighted and unweighted *N*s for the various subgroups for each year. Table B-1 contains *N*s for all five forms (except for 1975, which shows *N*s for Forms 2 through 5). Thus, readers who wish to avoid the slight "conservatism" (and also to be more precise for subgroups in 1978 and later whose average weight is not exactly 1.0) may determine the unweighted *N*s. Some correction for missing data should be made in this case; this can be accomplished by calculating the percentage of missing data (using the weighted *N*s from the data table and the weighted *N* from Table B-1) and adjusting the unweighted *N* accordingly. These adjusted unweighted *N*s can then be used in Appendix A.

Further Applications of These Design Effects and Sampling Errors

One of the reasons for providing the above review of the factors influencing design effects and confidence intervals, and the procedures used in computing our confidence interval tables, is to provide sufficient background and data to permit the interested reader to go beyond the material provided in Appendix A. In this section we consider two specific extensions, the calculation of levels of "statistical significance" higher than 95 percent and the computation of means and their confidence intervals.

Calculating Confidence Intervals for Higher Levels of Statistical Significance. The entries contained in Tables A-1 and A-2 provide the 95 percent confidence level (also referred to as the .05 level of significance). These entries were computed by multiplying the standard error (square root of sample variance) by a factor of 1.96. The 99 percent confidence interval (.01 level of significance) uses a factor of 2.58 standard errors, and the 99.9 percent confidence interval (.001 level of significance) uses a factor of 3.29 standard errors. To convert the entries in Tables A-1 and A-2 to these higher levels, it is necessary only to multiply the entries by the appropriate constant shown below (keeping in mind that any other adjustments required in the tables must also be applied):

Confidence Interval	Significance Level	Multiply Entries by the Following:
99.0%	.01	2.58/1.96 = 1.32
99.9%	.001	3.29/1.96 = 1.68

Table B-1
Sample Sizes (Unweighted and Weighted) in Subgroups by Year

	Number of Cases																			
	Class of 1975*		Class of 1976		Class of 1977		Class of 1978		Class of 1979		Class of 1980		Class of 1981		Class of 1982		Class of 1983		Class of 1984	
	Unwtd.	Wtd.	Unwtd.	Wtd.	Unwtd.	Wtd.	Unwtd.	Wtd.	Unwtd.	Wtd.	Unwtd.	Wtd.	Unwtd.	Wtd.	Unwtd.	Wtd.	Unwtd.	Wtd.	Unwtd.	Wtd.
Total Sample	12,627	12,108	16,678	15,138	18,436	15,830	18,924	18,916	16,662	16,662	16,524	16,524	18,267	18,267	18,348	18,348	16,947	16,947	16,499	16,499
Sex:																				
Male	5,799	5,571	7,999	7,241	8,449	7,358	8,603	8,779	7,889	7,778	7,935	7,744	8,775	8,725	8,979	8,828	8,106	8,074	7,653	7,800
Female	6,371	6,100	7,924	7,257	9,188	7,850	9,416	9,266	8,139	8,232	7,874	8,078	8,752	8,865	8,610	8,788	8,160	8,227	8,144	8,029
Race:																				
White	**	**	12,933	11,796	13,818	12,240	14,663	14,847	13,432	13,299	12,894	12,846	13,625	13,985	13,753	13,887	12,697	12,806	12,223	12,337
Black	**	**	1,806	1,716	2,500	1,938	2,205	2,096	1,617	1,742	1,939	2,098	2,495	2,265	2,203	2,080	2,191	2,067	2,281	2,244
Region:																				
Northeast	3,014	2,695	4,034	3,570	4,760	3,959	4,841	4,607	3,926	4,016	4,281	3,877	4,269	4,290	4,719	4,741	4,130	4,056	3,658	3,387
North Central	3,951	3,832	5,098	4,687	5,697	4,758	5,576	5,411	5,385	4,874	4,340	4,873	5,069	5,484	5,223	5,383	4,245	4,784	4,018	4,612
South	3,366	3,857	4,177	4,597	4,908	4,820	5,566	6,292	4,713	5,055	4,667	5,049	5,513	5,600	5,191	5,551	5,522	5,434	5,726	5,568
West	2,296	1,724	3,369	2,284	3,071	2,294	2,941	2,605	2,638	2,717	3,236	2,726	3,416	2,893	3,215	2,672	3,050	2,673	3,097	2,932
College Plans:																				
Complete 4 years	**	**	7,963	6,994	8,933	7,407	9,264	8,844	8,571	8,203	9,191	8,658	10,256	9,878	9,851	9,360	9,342	9,062	9,114	9,103
None or under 4 years	**	**	7,179	6,877	7,764	7,048	7,857	8,413	6,715	7,063	5,995	6,578	6,486	7,008	6,971	7,507	6,214	6,555	6,002	6,124
Illicit Drug Use:																				
None	4,329	4,400	6,532	6,091	6,672	5,878	6,400	6,595	5,426	5,654	5,322	5,591	5,954	6,148	6,157	6,328	6,001	6,082	6,124	6,199
Marijuana only	2,044	1,894	3,950	3,457	4,955	4,050	5,354	5,214	4,756	4,610	4,480	4,357	4,313	4,179	4,127	4,040	3,657	3,599	3,585	3,529
Few pills	1,163	1,113	1,942	1,736	2,173	1,813	2,329	2,304	2,171	2,168	2,150	2,104	2,297	2,306	2,449	2,439	2,308	2,315	2,198	2,196
More pills	2,157	1,989	3,427	2,987	3,857	3,266	3,906	3,885	3,622	3,543	3,873	3,760	4,972	4,925	4,896	4,839	4,333	4,306	3,946	3,936
Any heroin	231	216	319	268	321	280	289	302	193	186	186	180	183	189	212	210	210	206	206	207

NOTE: The sample sizes for questions on a single form are approximately one-fifth of the Ns given above for 1975-88 and one-sixth of the Ns given above for 1989 and later.

*The number of cases shown for 1975 is based on Forms 2 through 5 only, because the data from Form 1 are intentionally not included in tabulations based on drug and demographic items that appeared in all forms.

**Missing data problems were severe for race and college plans in 1975; accordingly, these data have been excluded from all tables in the 1975 report.

Table B-1 (cont.)
Sample Sizes (Unweighted and Weighted) in Subgroups by Year

	Number of Cases																			
	Class of 1985		Class of 1986		Class of 1987		Class of 1988		Class of 1989		Class of 1990		Class of 1991		Class of 1992		Class of 1993		Class of 1994	
	Unwtd.	Wtd.	Unwtd.	Wtd.	Unwtd.	Wtd.	Unwtd.	Wtd.	Unwtd.	Wtd.	Unwtd.	Wtd.	Unwtd.	Wtd.	Unwtd.	Wtd.	Unwtd.	Wtd.	Unwtd.	Wtd.
Total Sample	16,502	16,502	15,713	15,713	16,843	16,843	16,795	16,795	17,142	17,142	15,676	15,676	15,483	15,483	16,251	16,251	16,763	16,763	15,929	15,929
Sex:																				
Male	7,620	7,776	7,231	7,261	7,843	7,912	8,039	7,861	8,387	8,156	7,799	7,862	7,625	7,617	7,428	7,582	7,484	7,708	7,015	7,095
Female	8,287	8,164	7,843	7,855	8,373	8,340	8,170	8,342	8,223	8,471	7,280	7,241	7,233	7,277	8,114	8,053	8,459	8,310	8,104	8,075
Race:																				
White	12,162	12,291	11,311	11,713	12,290	12,478	12,011	12,051	12,235	12,250	11,191	11,410	10,222	10,754	10,721	11,029	10,985	11,274	10,473	10,786
Black	2,195	1,995	1,901	1,649	1,760	1,708	2,156	2,063	2,074	2,038	1,567	1,614	1,951	1,757	2,527	2,244	2,249	2,045	1,789	1,761
Region:																				
Northeast	3,615	3,878	3,433	3,720	3,875	3,611	3,706	3,348	3,728	3,305	3,225	3,358	3,321	2,862	3,462	2,887	3,278	2,848	3,073	2,807
North Central	4,612	4,516	4,392	4,440	4,664	4,489	4,892	4,435	4,352	4,589	4,125	4,284	4,184	4,089	4,711	4,529	4,667	4,717	4,002	4,124
South	5,263	5,028	4,910	4,855	5,035	5,431	4,712	5,753	5,599	6,255	4,946	5,262	4,773	5,330	5,105	5,787	4,937	5,902	5,166	5,861
West	3,012	3,079	2,978	2,698	3,269	3,313	3,485	3,260	3,463	2,992	3,380	2,773	3,205	3,202	2,973	3,048	3,881	3,296	3,688	3,138
College Plans:																				
Complete 4 years	9,592	9,448	9,655	9,291	10,791	10,465	11,118	10,774	11,357	11,108	10,461	10,245	10,524	10,402	11,445	11,339	11,832	11,731	11,460	11,226
None or under 4 years	5,588	5,770	4,855	5,277	4,737	5,135	4,464	4,822	4,560	4,889	4,075	4,332	3,879	4,089	3,513	3,813	3,491	3,780	3,221	3,542
Illicit Drug Use:																				
None	6,401	6,412	6,491	6,535	7,035	7,188	7,411	7,606	8,195	8,253	7,916	8,006	8,443	8,464	9,393	9,441	9,272	9,373	8,260	8,395
Marijuana only	3,541	3,449	3,228	3,125	3,569	3,514	3,688	3,605	3,458	3,374	2,975	2,901	2,724	2,657	2,578	2,523	2,834	2,720	3,001	2,863
Few pills	2,228	2,264	2,147	2,223	2,138	2,142	2,131	2,133	2,071	2,057	1,857	1,872	1,714	1,742	1,698	1,757	1,776	1,829	1,734	1,762
More pills	3,737	3,802	3,261	3,264	3,501	3,410	3,001	2,896	2,832	2,889	2,390	2,380	2,085	2,128	1,975	1,974	2,252	2,281	2,248	2,259
Any heroin	196	193	160	161	189	203	186	186	224	222	185	194	141	141	184	199	185	187	188	185

NOTE: The sample sizes for questions on a single form are approximately one-fifth of the Ns given above for 1975-88 and one-sixth of the Ns given above for 1989 and later.

Table B-1 (cont.)
Sample Sizes (Unweighted and Weighted) in Subgroups by Year

	Number of Cases																	
	Class of 1995		Class of 1996		Class of 1997		Class of 1998		Class of 1999		Class of 2000		Class of 2001		Class of 2002		Class of 2003	
	Unwtd.	Wtd.	Unwtd.	Wtd.	Unwtd.	Wtd.	Unwtd.	Wtd.	Unwtd.	Wtd.	Unwtd.	Wtd.	Unwtd.	Wtd.	Unwtd.	Wtd.	Unwtd.	Wtd.
Total Sample	15,876	15,876	14,823	14,823	15,963	15,963	15,780	15,780	14,056	14,056	13,286	13,286	13,304	13,304	13,544	13,544	15,200	15,200
Sex:																		
Male	7,211	7,293	6,687	6,806	7,215	7,269	7,105	7,286	6,410	6,485	5,901	5,991	5,911	5,962	6,029	5,992	6,753	6,736
Female	7,935	7,891	7,334	7,261	7,781	7,793	7,798	7,618	6,901	6,804	6,477	6,492	6,499	6,543	6,560	6,679	7,506	7,554
Race:																		
White	10,744	11,012	9,133	9,890	9,434	10,210	9,781	10,280	9,180	9,499	8,123	8,447	7,780	8,187	8,320	8,396	9,403	9,722
Black	1,771	1,693	2,221	1,719	2,420	2,001	1,947	1,885	1,793	1,692	2,027	1,707	1,815	1,567	1,490	1,443	1,809	1,739
Region:																		
Northeast	3,358	2,881	4,032	3,122	3,940	3,405	3,358	2,952	3,012	2,572	3,052	2,616	3,314	2,591	3,219	2,641	2,968	3,210
North Central	3,476	4,380	3,132	3,878	3,639	4,249	3,535	3,948	3,352	3,668	3,359	3,252	2,751	3,753	3,511	3,407	3,852	3,687
South	6,069	5,593	5,146	5,345	5,704	5,469	5,682	5,928	5,108	5,108	4,665	4,687	4,540	4,300	4,201	4,534	5,115	5,212
West	2,973	3,022	2,513	2,479	2,680	2,839	3,205	2,952	2,584	2,708	2,210	2,732	2,699	2,659	2,613	2,961	3,265	3,092
College Plans:																		
Complete 4 years	11,605	11,396	10,740	10,954	11,347	11,226	11,499	11,260	10,550	10,344	9,753	9,471	9,775	9,678	10,077	9,908	11,352	11,229
None or under 4 years	3,043	3,351	2,825	2,746	3,094	3,342	2,891	3,157	2,570	2,848	2,212	2,654	2,319	2,563	2,172	2,492	2,601	2,856
Illicit Drug Use:																		
None	7,890	7,996	6,996	7,101	7,121	7,054	7,008	7,024	6,196	6,206	5,965	5,917	5,988	5,941	6,102	6,120	7,158	7,207
Marijuana only	3,329	3,255	3,402	3,254	3,868	3,835	3,865	3,818	3,555	3,483	3,284	3,210	3,204	3,195	3,177	3,050	3,536	3,456
Few pills	1,731	1,756	1,564	1,654	1,711	1,708	1,693	1,710	1,461	1,467	1,277	1,348	1,369	1,420	1,356	1,383	1,473	1,459
More pills	2,273	2,247	2,142	2,149	2,420	2,532	2,419	2,443	2,189	2,252	1,964	2,056	2,073	2,121	2,134	2,238	2,302	2,379
Any heroin	259	250	264	263	315	320	299	301	282	283	287	316	224	236	216	219	230	224

NOTE: The sample sizes for questions on a single form are approximately one-fifth of the Ns given above for 1975-88 and one-sixth of the Ns given above for 1989 and later.

Computing Means and Their Confidence Intervals. Many of the questionnaire items included in this volume have ordinal response scales (e.g., agree, mostly agree, neither, mostly disagree, disagree), and it is often the case that a survey analyst will be willing to treat such scales as if they involved equal intervals. In such cases, means and standard deviations are more "efficient" in their use of information than are dichotomies that yield a single percentage or a pair of percentages (e.g., those who respond "agree" or "mostly agree" vs. all others). It is a relatively straightforward matter to compute means and standard deviations for the total sample or any of the subgroups treated in this volume. The problem, then, is to be able to specify confidence intervals for the means or for the differences between pairs of means. In the case of simple random samples, one needs only the means, standard deviations (or variances), and numbers of cases in order to compute confidence intervals. But in complex samples such as the present one, it is also necessary to take account of design effects. If an estimate of design effect is available, one of the simplest procedures to follow is to divide the actual numbers of cases by the design effect (thereby "depreciating" the actual number to its equivalent value in simple random sample terms) and then employ the standard statistical procedures that have been developed for application to simple random samples. Thus, for example, if the design effect (DEFF) for a sample of 18,000 were 4, then one could divide the 18,000 by 4 and the result, 4,500, could be entered as the value of " N " in statistical tables and formulas designed for use with simple random samples. To take another example, if one were comparing means based on two subgroups, each involving about 9,000 cases, and if the DEFF (for both subgroups) was 2, then one could compute the significance of the difference between the two means as if the N for each group were 4,500 (i.e., 9,000 divided by 2).

In short, the strategy involves dividing the actual number of cases by the appropriate DEFF in order to get a "simple random sampling equivalent N " or, more simply, an "effective N " for use in statistical procedures designed for random samples.

Design Effects for Use in Computing "Effective N s." In order to employ the strategy outlined

above, one must have estimates of design effects that are judged to be appropriate for one's purposes. In the case of means based on the percentages reported in this volume, we are confident (based on personal communications with Kish) that it is appropriate to use the same DEFF values as were used in developing Tables A-1 and A-2. For other, more complex statistics, we cannot make the same assertion, although it is generally the case that design effects for such statistics are not larger than those for means and percentages (Frankel, 1971; Kish and Frankel, 1970).

In Table B-2 we provide guidelines for computing DEFF values for single percentages (or means) and for differences between two percentages (or means). For reasons discussed elsewhere in this appendix, we must provide for different (and somewhat higher) DEFFs for "segregated" subgroups (regional subgroups and sometimes also blacks) and for trends over two or more years (in contrast to one-year trends). And in all instances, of course, the DEFF values are very much influenced by the average size of sampling clusters, which is always dependent on the number of cases (N). Accordingly, all of the design effect formulas in Table B-2 require computations that take account of N . (It should also be noted that the formulas in Table B-2 correspond exactly to the values of design effects and adjustment factors used in Tables A-1 and A-2 in Appendix A.)

A Concluding Note. In their very useful paper dealing with sampling errors for fertility surveys, Kish et al. (1976) commented that some of the methods they used "emerged after several false starts." They went on to say that the volume and diversity of the data they were dealing with "presented new challenges and opportunities." And they added, "Our methods are subject to further developments and modifications, and we invite participation and suggestions" (p. 10). Our own attempts to apply the methods of Kish and his colleagues to the data reported in this volume have been challenged by the diversity of the data, have involved several false starts, and, we hope, are subject to further developments and modifications. We invite readers to offer their suggestions, and we also encourage readers to inquire about further work that we and/or others may carry out during the coming months and years.

Table B-2
Guidelines for Computing Design Effects (DEFFs) for
Percentages and Means Derived from Monitoring the Future Samples

Definitions	
DEFF (design effect) = $\frac{\text{estimated sampling variance}}{\text{expected sampling variance from simple random sample with same number of elements}}$	
N = number of respondents on whom a single percentage or mean is based	
$\bar{N} = 2N_1N_2/(N_1 + N_2)$, for use in comparisons of two percentages or means, based on two groups of sizes N_1 and N_2	
Design Effect Formulas	
1. For single percentages or means involving . . .	
a. Regional subgroups or blacks	
DEFF for single-form data	$(1.3 + 0.00015N)(1.21)$
DEFF for five-form data	$(1.3 + 0.00015N)(1.78)$
b. All other subgroups or total sample	
DEFF for single-form or five-form data	$1.3 + 0.00015N$
2. For comparisons between . . .	
a. Any two regions	
DEFF for single-form data	$(1.3 + 0.000075 \bar{N})(1.32)$
DEFF for five-form data	$(1.3 + 0.000075 \bar{N})(2.25)$
b. Blacks and whites	
DEFF for single-form data	$1.3 + 0.000075 \bar{N}$
DEFF for five-form data	$(1.3 + 0.000075 \bar{N})(1.56)$
c. Genders, college plans groups, or any two "drug use" subgroups	
DEFF for single-form or five-form data	$1.3 + 0.000075 \bar{N}$
3. For one-year trends involving . . .	
a. Any region	
DEFF for single-form data	$1.3 + 0.000075 \bar{N}$
DEFF for five-form data	$(1.3 + 0.000075 \bar{N})(1.56)$
b. All other subgroups or total sample	
DEFF for single-form or five-form data	$1.3 + 0.000075 \bar{N}$
4. For trends over two or more years involving . . .	
a. Any region	
DEFF for single-form data	$1.3 + 0.000075 \bar{N}$
DEFF for five-form data	$(1.3 + 0.000075 \bar{N})(1.82)$
b. All other subgroups or total sample	
DEFF for single-form data	$1.3 + 0.000075 \bar{N}$
DEFF for five-form data	$(1.3 + 0.000075 \bar{N})(1.32)$

Appendix C

Questionnaire Covers, Instructions, and Sample Page



This questionnaire is part of a nationwide study of high school seniors, conducted each year by the University of Michigan's Institute for Social Research. The questions ask your opinions about a number of things--the way things are now and the way you think they ought to be in the future. In a sense, many of your answers on the questionnaire will count as "votes" on a wide range of important issues.

If this study is to be helpful, it is important that you answer each question as thoughtfully and frankly as possible. All your answers will be kept strictly confidential, and will never be seen by anyone who knows you.

This study is completely voluntary. If there is any question that you or your parents would find objectionable for any reason, just leave it blank.

In a few months, we would like to mail each of you a summary of the nationwide results from the study. Also, in about a year we would like to mail another questionnaire to some of you, asking how your plans have worked out and what's happening in your lives.

In order to include you in the mailings, we ask for your name and address on a special form at the end of this questionnaire. This form is to be torn out and handed in separately. Once the address form and the questionnaire have been separated, there is no way they can be matched again, except by using a special computer tap at the University of Michigan. The only purpose for that tape is to match a follow-up questionnaire with this one.

Other seniors have said that these questionnaires are very interesting and that they enjoy filling them out. We hope you will too. Be sure to read the instructions on the other side of this cover page before you begin to answer. Thank you very much for being an important part of this project.

INSTITUTE FOR SOCIAL RESEARCH
THE UNIVERSITY OF MICHIGAN
ANN ARBOR, MICHIGAN

INSTRUCTIONS

1. This is not a test, so there are no right or wrong answers; we would like you to work fairly quickly, so that you can finish.
2. All of the questions should be answered by marking one of the answer spaces. If you don't always find an answer that fits exactly, use the one that comes closest. If any question does not apply to you, or you are not sure of what it means, just leave it blank.
3. Your answers will be read automatically by a machine called an optical mark reader. Please follow these instructions carefully:
 - Use only the black lead pencil you have been given
 - Make heavy black marks inside the circles.
 - Erase cleanly any answer you wish to change.
 - Make no other markings or comments on the answer pages, since they interfere with the automatic reading. (If you want to add a comment about any question, please use the space provided below.)

These kinds of markings
will work: ● ● ●

These kinds of markings
will NOT work: ○ ● ○

(THIS SPACE FOR WRITTEN COMMENTS)

WHY YOUR NAME AND ADDRESS?

As we told you earlier, we'd like to send you a summary of the nationwide results of the present study, and in about a year we want to mail a shorter questionnaire to some of you. In order to include you in these follow-ups, we would like to have an address where information will be sure to reach you during the coming year.

HOW IS CONFIDENTIALITY PROTECTED?

- The information on this page will be used ONLY for mailing, and will always be kept separate from your answers. A special Grant of Confidentiality from the U.S. government protects all information gathered in the research project.
- The questionnaire and address pages will be collected separately, sealed immediately in separate envelopes, and sent to two different sites for processing.
- Once a questionnaire and address page have been separated, there is no way they can be matched, except by using a special computer tape at the University of Michigan. That tape contains the two DIFFERENT numbers that appear on the back of this questionnaire. These numbers will be used ONLY to match a follow-up questionnaire with this one.

Before filling out this address page, please separate it from the rest of the questionnaire by FOLDING ALONG THE PERFORATED LINE AND TEARING CAREFULLY.

Please PRINT your name and the address where you can most likely be reached during the coming year.

Mr. _____
Miss _____
Ms. FIRST NAME INITIAL LAST NAME
Mrs. _____
STREET _____
CITY _____
STATE _____
TELEPHONE NO. () - _____
AREA

In case we should have trouble getting mail to you, if you move, please PRINT the name and address of one other person (with a different address than your own) who will know where to reach you in the future. (Examples of such a person: aunt or uncle, older sister or brother, or close friend.)

Mr. _____
Miss _____
Ms. FIRST NAME INITIAL LAST NAME
Mrs. _____
STREET _____
CITY _____
STATE _____
TELEPHONE NO. () - _____
AREA

THANK YOU AGAIN FOR YOUR HELP

PART A

* BEFORE BEGINNING BE SURE YOU HAVE
READ THE INSTRUCTIONS ON THE COVER.

1. Taking all things together, how would you say things are these days—would you say you're very happy, pretty happy, or not too happy these days?

- ③ Very happy
② Pretty happy
① Not too happy

2. Some people think a lot about the social problems of the nation and the world, and about how they might be solved. Others spend little time thinking about these issues. How much do you think about such things?

- ① Never
② Seldom
③ Sometimes
④ Quite often
⑤ A great deal

3. Of all the problems facing the nation today, how often do you worry about each of the following? (Mark one circle for each line.)

- | | Never | Seldom | Sometimes | Often |
|--|-------|--------|-----------|-------|
| a. Chance of nuclear war | ① | ② | ③ | ④ |
| b. Population growth | ① | ② | ③ | ④ |
| c. Crime and violence | ① | ② | ③ | ④ |
| d. Pollution | ① | ② | ③ | ④ |
| e. Energy shortages | ① | ② | ③ | ④ |
| f. Race relations | ① | ② | ③ | ④ |
| g. Hunger and poverty | ① | ② | ③ | ④ |
| h. Using open land for housing or industry | ① | ② | ③ | ④ |
| i. Urban decay | ① | ② | ③ | ④ |
| j. Economic problems | ① | ② | ③ | ④ |
| k. Drug abuse | ① | ② | ③ | ④ |

4. How well do you think your experiences and training (at home, school, work, etc.) have prepared you to be a good...

- | | Poorly | Not So Well | Fairly Well | Well | Very Well |
|------------------------------|--------|-------------|-------------|------|-----------|
| a. ...husband or wife? | ① | ② | ③ | ④ | ⑤ |
| b. ...parent? | ① | ② | ③ | ④ | ⑤ |
| c. ...worker on a job? | ① | ② | ③ | ④ | ⑤ |

5. Apart from the particular kind of work you want to do, how would you rate each of the following settings as a place to work? (Mark one circle for each line.)

- | | Not At All Acceptable | Somewhat Acceptable | Acceptable | Desirable |
|--|-----------------------|---------------------|------------|-----------|
| a. Working in a large corporation | ① | ② | ③ | ④ |
| b. Working in a small business | ① | ② | ③ | ④ |
| c. Working in a government agency | ① | ② | ③ | ④ |
| d. Working in the military service | ① | ② | ③ | ④ |
| e. Working in a school or university | ① | ② | ③ | ④ |
| f. Working in a police department or police agency | ① | ② | ③ | ④ |
| g. Working in a social service organization | ① | ② | ③ | ④ |
| h. Working with a small group of partners | ① | ② | ③ | ④ |
| i. Working on your own (self-employed) | ① | ② | ③ | ④ |

6. If you were to get enough money to live as comfortably as you'd like for the rest of your life, would you want to work?

- ① I would want to work
② I would not want to work

References

- Adelson, J. (1970, January 18). What generation gap? *New York Times Magazine*, pp. 1-11.
- Adelson, J. (1979, February). Adolescence and the generation gap. *Psychology Today*, pp. 33-37.
- Bachman, J. G., & Johnston, L. D. (1978). *The Monitoring the Future project design and procedures* (Occasional Paper No. 1). Ann Arbor: Institute for Social Research, The University of Michigan.
- Bachman, J. G., Johnston, L. D., & O'Malley, P. M. (2001). *The Monitoring the Future project after 27 years: Design and procedures* (Occasional Paper No. 54). Ann Arbor: Institute for Social Research, The University of Michigan.
- Bachman, J. G., & O'Malley, P. M. (1981). When four months equal a year: Inconsistencies in students' reports of drug use. *Public Opinion Quarterly*, 45, 536-48.
- Bachman, J. G., & O'Malley, P. M. (1984). Yea-saying, nay-saying, and going to extremes: Are black-white differences in survey results due to response styles? *Public Opinion Quarterly*, 48, 409-27.
- Bachman, J. G., O'Malley, P. M., & Johnston, J. (1978). *Youth in transition: Vol. 6. Adolescence to adulthood – a study of change and stability in the lives of young men*. Ann Arbor: Institute for Social Research, The University of Michigan.
- Bachman, J. G., Wallace, J. M., Jr., O'Malley, P. M., Johnston, L. D., Kurth, C. L., & Neighbors, H. W. (1991). Racial/ethnic differences in smoking, drinking, and illicit drug use among American high school seniors, 1976-1989. *American Journal of Public Health*, 81, 372-77.
- Frankel, M. R. (1971). *Inference from survey samples: An empirical investigation*. Ann Arbor: Institute for Social Research, The University of Michigan.
- Hays, W. L. (1973). *Statistics for the social sciences* (2nd ed.). New York: Holt, Rinehart, & Winston.
- Johnston, L. D. (1973). *Drugs and American youth*. Ann Arbor: Institute for Social Research, The University of Michigan.
- Johnston, L. D., Bachman, J. G., & O'Malley, P. M. (1977). *Drug use among American high school students, 1975-1977*. Washington, D.C.: National Institute on Drug Abuse.
- Johnston, L. D., Bachman, J. G., & O'Malley, P. M. (1979). *Drugs and the class of 1978: Behaviors, attitudes, and recent national trends..* Washington, D.C.: National Institute on Drug Abuse.
- Johnston, L. D., Bachman, J. G., & O'Malley, P. M. (1982). *Student drug use in America, 1975-1981*. Washington, D.C.: National Institute on Drug Abuse.
- Johnston, L. D., O'Malley, P. M., & Bachman, J. G. (1984). *Drugs and American high school students, 1975-1983*. Washington, D.C.: National Institute on Drug Abuse.
- Johnston, L. D., O'Malley, P. M., & Bachman, J. G. (2004). *Demographic subgroup trends for various licit and illicit drugs, 1975-2003* (Occasional Paper No. 60). Retrieved from the University of Michigan, Institute for Social Research Web site: <http://www.monitoringthefuture.org/pubs/occpapers/occ60.pdf>
- Johnston, L. D., O'Malley, P. M., Bachman, J. G. & Schulenberg, J. E. (2004). *National survey results on drug use from the Monitoring the Future study, 1975-2003: Vol. 1. Secondary school students*. Washington, D.C.: National Institute on Drug Abuse.
- Johnston, L. D., O'Malley, P. M., Schulenberg, J. E., & Bachman, J. G. (2001). *The aims and objectives of the Monitoring the Future study and progress toward fulfilling them as of 2001* (Occasional Paper No. 52). Ann Arbor: Institute for Social Research, The University of Michigan.
- Kish, L. (1965). *Survey sampling*. New York: John Wiley & Sons.
- Kish, L., & Frankel, M. R. (1970). Balanced repeated replication for standard errors. *Journal of the American Statistical Association*, 65, 1071-94.
- Kish, L., Groves, R. M., & Krotki, K. P. (1976). *Sampling errors for fertility surveys* (Occasional Papers Series

- No. 17). Voorburg, The Netherlands: International Statistical Institute.
- U.S. Bureau of the Census. (Various years). *Current population reports* (Series P-20, Educational Attainment in the United States). Washington, D.C.: U.S. Government Printing Office.
- Wallace, J. M., Jr., Bachman, J. G., O'Malley, P. M., Johnston, L. D., Schulenberg, J. E., & Cooper, S. M. (2002). Tobacco, alcohol, and illicit drug use: Racial and ethnic differences among U.S. high school seniors, 1976–2000. *Public Health Reports*, 117 (Supplement 1), S67–S75.
- Wallace, J. M., Jr., Bachman, J. G., O'Malley, P. M., Schulenberg, J. E., Cooper, S. M., & Johnston, L. D., (2003). Gender and racial/ethnic differences in smoking, drinking, and illicit drug use among American secondary school students, 1976–2000. *Addiction*, 98, 225–34.
- Wallace, J. M., Jr., Forman, T. A., Guthrie, B. J., Bachman, J. G., O'Malley, P. M., & Johnston, L. D., (1999). The epidemiology of tobacco, alcohol, and other drug use among African American youth. *Journal of Studies on Alcohol*, 60(6), 800–9.