



monitoring the future

**questionnaire responses from the
nation's high school seniors**

2004

Jerald G. Bachman, Lloyd D. Johnston, and
Patrick M. O'Malley

monitoring the future

**questionnaire responses from the
nation's high school seniors**

2004

Jerald G. Bachman, Lloyd D. Johnston, and
Patrick M. O'Malley

Survey Research Center • Institute for Social Research
The University of Michigan
Ann Arbor, Michigan

ISSN 0190-9185
ISBN 0-87944-409-6
Library of Congress Catalog Card Number 79-640937

Copyright 2005 by the University of Michigan,
All rights reserved

Published in 2005 by:
Institute for Social Research,
The University of Michigan, Ann Arbor, Michigan

6 5 4 3 2 1

Printed in the United States of America

Table of Contents

Preface	v
Purposes of This Series of Publications	v
A Guide for the Reader	vi
Availability of Archived Data	vii
Other Publications from the Study	vii
Acknowledgments	viii
Introduction	1
The Need for Social Indicators	2
Research Design and Procedures	2
Reasons for Focusing on High School Seniors	2
Sampling Procedures	3
School Recruiting Procedures	4
Advance Contact with Teachers and Students	4
Questionnaire Administrations	5
Procedures for Protecting Confidentiality	5
Content Areas and Questionnaire Design	5
Representativeness and Validity	9
School Participation	9
Student Participation	9
Validity of Self-Report Data	9
Accuracy of the Sample	10
Consistency and the Measurements of Trends	10
Caveats to the Users of the Data	10
Estimation of Sampling Errors	10
Subgroup Definitions	11
Missing Data Notes	11
Characterizing Heroin Users	11
Interpreting Racial Differences	12
A Note on the Questions about Amphetamine Use	14
A Note on the Questions about Alcohol Use	14
A Note on the Questions about the Use of Hallucinogens Other Than LSD and Tranquilizers	14
A Note on the Questions about the Use of Narcotics Other Than Heroin	15
Descriptive Results	17
Introduction to the Table Format and Conventions	17
Definitions of Column Headings	17
Table Contents	18
Questionnaire Forms 1 through 6	20
Section C (All Forms): Demographic Variables, Family Background, etc.	20
Section B (All Forms): Drug Use	28
Questionnaire Form 1	42
Section A	42

Section B (Detailed Drug Use)	52
Section D	92
Questionnaire Form 2	102
Section A	102
Section D	116
Section E	122
Questionnaire Form 3	135
Section A	135
Section D	150
Section E	153
Questionnaire Form 4	163
Section A	163
Section D	176
Section E	185
Questionnaire Form 5	191
Section A	191
Section D	206
Section E	212
Questionnaire Form 6	222
Section A	222
Section B	233
Section D	239
Cross-Time Index of Questionnaire Items, 1976-2004	255
Introduction to the Indexing Conventions	255
Definitions of Column Headings	255
Question Index	264
Appendices	361
Appendix A: Sampling Error Estimates and Tables	361
Appendix B: Procedures Used to Derive Design Effects and Sampling Errors	371
Appendix C: Questionnaire Covers, Instructions, and Sample Page	385
References	389
Tables	
Table 1: Sample Sizes and Student Response Rates	4
Table 2: Measurement Content Areas	6
Table 3: Prevalence of Drug Use Question Numbers by Questionnaire Form, 2004	7
Table 4: Subject Area Key	258
Table A-1: Confidence Intervals (95% Level) around Percentage Values	365
Table A-2: Confidence Intervals for Differences between Two Percentages (95% Confidence Level)	367
Table B-1: Sample Sizes (Unweighted and Weighted) in Subgroups by Year	379
Table B-2: Guidelines for Computing Design Effects (DEFFs) for Percentages and Means Derived from Monitoring the Future Samples	383
Figures	
Figure 1: Guide to Table Format	19
Figure 2: Guide to Cross-Time Index	257
Figure B-1: Design Effects for Single Percentages	376
Figure B-2: Design Effects for Differences Between Percentages	377

Preface

This volume is the latest in a series that presents descriptive statistical results from a national survey of young people entitled *Monitoring the Future: A Continuing Study of the Lifestyles and Values of Youth*. Each year, the study surveys a large sample of high school seniors, located in approximately 130 schools nationwide and drawn to be representative of all seniors in the coterminous United States.

The first four volumes in this series, dealing with the high school classes of 1975, 1976, 1977, and 1978, were published simultaneously early in 1980. Additional volumes appear on an annual basis. The most important contribution of this series is likely to be the opportunity it provides for the exploration of trends, a process that obviously involves the use of several different volumes. With that in mind, we have kept the format highly consistent from one volume to another, and we have developed an index (described below) that should facilitate the process of matching data across years. It should be noted that the volume presenting 1975 data is different from the others in several respects.*

Although we designed the volumes to fit together as a series, we also saw distinct advantages in having each volume able to stand alone—to be usable without reference to any of the others. For that reason, the introductory material on research design and questionnaire content, the instructions for accessing the data tables, and the appendices on sampling errors are all included in each volume. Thus, the small price we pay for making each volume self-contained is that much of the text portion is repeated each year.

Purposes of This Series of Publications

Monitoring the Future, which is conducted by the University of Michigan's Institute for Social Re-

search and receives its core funding from the National Institute on Drug Abuse, is an unusually comprehensive research project in several respects: surveys are conducted annually on an ongoing basis; the samples are large and nationally representative; and the subject matter is very broad, encompassing some 1,400 variables per year. Many people—scholars, policy makers, educators, and so on—will have an interest in the results.

The principal investigators are already writing for a number of these audiences and will continue to do so. Because of the limitations in our own time, interests, and expertise, however, there is an enormous amount of valuable information that may never be utilized if the initiative to digest and disseminate all of it must come from us alone. Further, since the project is in part a social indicator series, its value rests to a considerable degree on *timely* dissemination of the results. For these reasons, we wish to share the study's results with others in a number of fields on a rapid and regular basis. We have chosen to provide two major and complementary vehicles for doing this: (a) these annual reference volumes of descriptive results and (b) machine-readable data archives for direct analysis by others.

We believe that many potential users who would not mount the effort required to conduct computer analyses of archived data will be able to get most of what they want from these volumes of descriptive results. The user of any one of these volumes can estimate—usually with considerable accuracy—a wide variety of characteristics of the high school class described in that volume. To take just one example, the user of the 1994 volume can ascertain that 30.7 percent of seniors in the high school class of 1994 reported using marijuana at least once during the preceding year. Further, by utilizing

*The 1975 volume does not include comparison data for African American and white subgroups, nor does it include data for the subgroups who did and did not plan to complete four years of college. Also, somewhat fewer questionnaire items appear than in the other volumes. These restrictions are the result primarily of missing data problems that occurred only in the 1975 survey. In most respects, however, those seeking to compare different classes of high school seniors will find the 1975 data useful.

two or more of these volumes, the reader can describe recent trends in any such characteristic. To continue with the same example, the volume describing the high school class of 1975 indicates that 40.0 percent of these seniors reported marijuana use during the preceding year; and when that is combined with the data from the intervening years, the reader is able to discern a steady increase between 1975 and 1979 (50.8 percent of that class reported having used marijuana at least once in the preceding year) and a subsequent steady decrease, through 1992, to below the 1975 level. Between 1992 and 1997, there were increases in marijuana use; from 1998 to 2004, there was a slight decline. The figures for the years 1975 to 2004 are:

%	%	%	%
1975 40.0	1983 42.3	1991 23.9	1999 37.8
1976 44.5	1984 40.0	1992 21.9	2000 36.5
1977 47.6	1985 40.6	1993 26.0	2001 37.0
1978 50.2	1986 38.8	1994 30.7	2002 36.2
1979 50.8	1987 36.3	1995 34.7	2003 34.9
1980 48.8	1988 33.1	1996 35.8	2004 34.3
1981 46.1	1989 29.6	1997 38.5	
1982 44.3	1990 27.0	1998 37.5	

A similar examination of trends can be carried out for about 1,400 different variables dealing with a wide variety of subject areas (listed in Table 2 of the Introduction). A simple indexing system (described below) has been developed that makes it quite straightforward for the reader wishing to do trend analyses to locate the results for a given question for any year of the study. The index in the present volume lists the location of all items included in the surveys from 1976 onward, as well as most items included in 1975.

Analyses such as those illustrated above need not be limited to the total sample. The data provided in these volumes also permit examination of a variety of subgroups (e.g., males, females, those from different regions, and those with different levels of drug use experience).

We recognize that providing ready access to essentially undigested data carries certain risks, particularly the risk of mistaken interpretations based on inadequate controls, lack of awareness of sample limitations, etc. More than offsetting the risks, in our view, are the advantages of prompt and widespread dissemination of these nationally representative survey indicator data. Although we

are unable to eliminate the risks, we hope to reduce them by providing the reader with an extensive list of caveats presented at the end of the Introduction section. We ask all who use the data to read these caveats carefully and take them seriously.

A Guide for the Reader

This volume is divided into three main parts: (1) the introductory section, (2) the section giving the descriptive results from the current year's survey, and (3) the cross-time item reference index.

Introductory Section. The introduction contains a description of the study—its purposes, major content areas, design, field procedures, response rates, and methods of publication and data dissemination. Since most of this material remains unchanged from year to year, anyone having read another of the volumes may wish to skim this section. We do, however, suggest reviewing the caveats, located at the end of the introductory section, which deal with interpreting and extrapolating from these data.

Descriptive Results Section. In this section, all questions contained in this year's survey are presented along with percentagized frequency distributions of answers for the entire sample and for selected subgroups. The questions in this section are organized according to the number of the questionnaire form in which they were contained (Forms 1 through 5 in 1975–88 and Forms 1 through 6 in 1989 on) and according to the order in which the questions occurred. There is one important exception, however. A major segment of questions common to all forms of the questionnaire (dealing with drug use, background characteristics, and some other subjects) is presented only once, at the beginning of the Descriptive Results section, using the data from respondents on all forms. Table 3 (Prevalence of Drug Use Question Numbers by Questionnaire Form, 2004), in the Introduction to this volume, lists the form and question numbers of all prevalence of drug use questions appearing in the Descriptive Results section.

The first portion of the Descriptive Results section contains detailed definitions of all subgroups for whom data are presented. It also describes the statistical conventions used in generating the tables.

Cross-Time Index of Questionnaire Items. Beginning with the 1982 volume, this index is ordered by subject area. (It was ordered by item

reference number prior to 1982.) The index is intended to serve two purposes.

First, it should be useful in locating items dealing with a subject area of interest. The subject area key at the beginning of the cross-time item index shows the alphanumeric code assigned to various subject areas (e.g., "politics" or "work and leisure"). Having selected a subject area of interest, one can then go to that section of the index to locate all questions in any of the surveys that deal with that subject. (The procedure is slightly different in volumes prior to 1982, as described in those volumes.) To locate the results for any given question in this volume, simply look in column two of the item index for its page location.

The cross-time index can also be used to determine in which other years an item was used and where to locate it. If, in reviewing the Descriptive Results section, one locates an interesting item and would like to know in which of the other annual surveys of seniors it has appeared, it may be found in the cross-time index by the unique "item reference number" within the relevant subject area. The index will indicate all years in which that same item appeared and show the questionnaire form, section, and item number for each year. This information thus can be used to decide which other volumes in this series might be of relevance; and the same item may be readily located by its reference number in the index of any other volume prior to the 1982 volume and by its subject area and reference number in any volume from 1982 on.

Sampling Appendices. Appendix A is provided for those wishing to determine the confidence limits around a percentage estimate, to test the statistical significance of an observed difference between two groups, or to test the significance of a change from one year to another. It gives the necessary procedures and tables for such tests and provides the appropriate factors by which to correct for the fact that the study makes use of a multi-stage probability sample clustered in a limited number of schools (usually about 130). Appendix B provides further detail on sample design effects and the procedures that were used to derive the sampling error estimates.

Availability of Archived Data

As was mentioned earlier, this series of volumes

is complemented by an archiving of the raw data set for direct analysis by others not associated with the project. The present volumes should be a considerable help to those wishing to access the archived data since they provide a verbatim statement of items and answer categories and, also, because they include basic univariate and bivariate frequency distributions for all items, as well as the missing data rates. The cross-time index of items contained in each of these volumes also provides an efficient way to identify the relevant variables in various content areas, as well as to determine when they were measured and their questionnaire locations. In fact, we hope that the availability of this series will not only facilitate the use of the archived data but actually stimulate interest in their use.

The individual-level data that are summarized in this and previous volumes are available from:

The Substance Abuse and Mental Health Data Archive (SAMHDA)

The Inter-university Consortium for Political and Social Research (ICPSR)

Institute for Social Research

P.O. Box 1248

Ann Arbor, MI 48106-1248

The ICPSR archive makes individual-level data available to interested investigators for analysis. A few variables have been modified or deleted to ensure that the answers of an individual respondent cannot be located through pattern recognition (i.e., using various descriptor variables in combination to make a unique identification). The changed or deleted variables include month of birth, race, and the sampling weight, which adjusts for selection probability. To access the data, see the SAMHDA website at:

<http://www.ICPSR.umich.edu/SAMHDA>

Other Publications from the Study

A number of different forms of publications based on Monitoring the Future data have been developed or are being planned. One series of reports, dealing with trends in drug use and drug-related attitudes and beliefs, is being published by the National Institute on Drug Abuse. The first report in that series, *Drug Use among American High School Students, 1975-1977* (Johnston, Bachman, and O'Malley), was published in late 1977. Subsequent

*Single copies of these reports may be ordered without cost from the National Clearinghouse for Alcohol and Drug Information, P.O. Box 2345, Rockville, MD 20847-2345, 1-800-729-6686, e-mail info@health.org.

reports have been issued annually.* The most recent two-volume report in this series is *National Survey Results on Drug Use from the Monitoring the Future Study, 1975–2004* (Johnston, O'Malley, Bachman, and Schulenberg). As a supplement to the series, Occasional Paper No. 61 presents subgroup trends in substance use graphically. This is available online only. An occasional paper series has been launched by the project. It includes papers on design and methodological issues as well as special substantive analyses and early, and sometimes more detailed, drafts of articles planned for journal publication. Occasional Paper No. 54, "The Monitoring the Future Project after 27 Years: Design and Procedures" (Bachman, Johnston, and O'Malley, 2001), provides a detailed description of the study and its underlying rationale; Occasional Paper No. 52, "Aims and Objectives of the Monitoring the Future Study and Progress toward Fulfilling Them as of 2001" (Johnston, O'Malley, Schulenberg, and Bachman, 2001) provides a description of the study's objectives.

The present series of reference volumes is being published by the Institute for Social Research. A new volume will be added to this series each year.

To request particular papers, reprints, or periodic notification of publications available from the study, write to:

Monitoring the Future, Room 2311
Institute for Social Research
P.O. Box 1248
The University of Michigan
Ann Arbor, Michigan 48106-1248
www.monitoringthefuture.org

Acknowledgments

A great many people have contributed to the launching and development of this research effort.

We are indebted to a number of officials of the National Institute on Drug Abuse and the Special Action Office for Drug Abuse Prevention for their encouragement and advice at the outset—in particular, Richard Bucher, Robert DuPont, William Pollin, and Louise Richards.

Our colleagues at the Institute for Social Research and elsewhere, who shared their insights, and often their most cherished instrumentation, are too numerous to mention; but their contributions are greatly appreciated. To the former director of the Survey Research Center's Sampling Section, Irene Hess, and to her colleagues and her successor, Steven Heeringa, we owe a particular debt for the creativity of the sampling design for the study. The contributions of the SRC Field Section also have been very valuable.

Major contributions to the production of this particular volume were made by staff members Ginger Maggio, Jerome Hiniker, Jane Stanton, and Adam Burke.

The present and former members of the project staff (listed below) have, of course, contributed greatly to the building of this large and complex research series.

Finally, we would like to acknowledge the tens of thousands of high school seniors, their teachers, and their principals, whose cooperation and generous contributions of time make the Monitoring the Future project possible.

Jerald B. Bachman
Lloyd D. Johnston
Patrick M. O'Malley

Present and Former Members of the Project Staff

Donna Ando	Maureen Ferrell	Regina Lombard	Barbara Renaud
Margaret Bailey	Marjorie Fisher	Mary Lutz	Nicole Ridenour
Dawn Bare	Michael Fisher	Elaine Maggio	Nancy Robinson
Ellen Berger	Tyrone Forman	Ginger Maggio	Willard Rodgers
Stephen Berry	Alisa Foster	Oksana Malanchuk	Don Rubinstein
Mary Lou Bewley	Randy Franzoi	Gloria Martinez	Susan Saavedra
Katherine Blatt	Peter Freedman-Doan	Wayne McCulloch	Deborah Safron
Mary Lea Bonucchi	Henry Freeman	Timothy McDaniel	Maria Sanchez
Katheryn Boris	Walter Gruhn	Joan McGraw	John Schulenberg
Patty Bradley	John Haeussler	Alicia Merline	Amy Schulz
Jonathon Brenner	Lana Harrison	Emily Messersmith	Victor Sellinger
Philip Brenner	Tanya Hart	Patti Meyer	Tina Smith
Marcy Breslow	James Hersey	John Miller	Jane Stanton
Alison Bryant	A. Regula Herzog	Joy Miskowski	Scott Tarry
Joyce Buchanan	Jerome Hiniker	Caroline Mohai	Ann Taylor
Susan Burek	Renee Hinkle-De Groot	Marion Morse	Richard Taylor
Adam Burke	Ann Impens	Jordana Muroff	Lynda Tolen
Amy Corning	Jane Jibson	Lisa Nagy	Lorel Vidlund
Elaine Cousino	Pamela Kittel	Jim Neveaux	Katherine Wadsworth
William Cross	Mark Krell	Jeffrey Nicholls	John Wallace
Mary Danneffel-	Zenon Kuzmyn	Brian O'Keefe	Chuck Westrin
Mashruwala	Karl Landis	Karl Palachuk	Marla Weyher
Mary Lou Davis	Carol Larsen	Kathleen Palmer	Kris Wiggins
Laura Decker	Sally Lawson	Dorothy Paulette	Deborah Willis
Mary Dempsy	Sharon Leech	Susan Pauls	Sandra Wronski
William Diedrich	W. Christopher Lenhardt	Timothy Perry	Thelma Wurzelbacher
Robert Doljanac	Margaret Libsch	Crystal Pickett	Sheri Wynn
Karen Donahue	Jeannette Lim	Sharon Pietila	Shelly Yee
Richard Erickson	Ludmilla Litus	Joseph Pleck	Daniel Zahs
Leslie Eveland	Jinyun Liu	Deborah Poinier	
Halford Fairchild	A. Katheryn Loker	Judith Redmond	

Introduction

The Monitoring the Future project is designed to explore changes in many important values, behaviors, and attitudes of contemporary American youth. Two general types of tasks may be distinguished. The first is to provide a systematic and accurate *description* of the youth population of interest in a given year and to quantify the direction and rate of the changes taking place among them over time. The second task, more analytic than descriptive, involves the *explanation* of the relationships and trends observed to exist.

The task of description may be subdivided into three parts: (1) the description of static conditions (which may be accomplished through a single cross-sectional study); (2) the description of cross-cohort or, in longer time-spans, generational changes (usually accomplished using repeated cross-sections of the same age groups); and (3) the description of changes with aging (usually accomplished by means of longitudinal studies). The Monitoring the Future project has the capacity to provide each of these three types of descriptions, since it incorporates all three types of research design into a single study. (This complex design, in which multiple cohorts are followed longitudinally, has been referred to as a cohort-sequential design.)

The content of this volume exemplifies the first of these types of description in that it contains cross-sectional data on a single high school class. When the data in this volume are used in combination with data from other such volumes in the series, the nature, direction, and rates of change from one cohort of seniors to another also may be described—the type of reporting that is often labeled as the social indicator approach. The third

class of description—dealing with the maturational changes that occur during the years after high school—is not dealt with in this series of volumes but is reported in other publications from the study.*

The accurate characterization of American young people and the description of important changes occurring among them is but one class of objectives for the study. The second class of objectives involves the development of a greater understanding of what causes these young people to be as they are and why the changes being documented are occurring. An explanation will be sought through both the analysis of change at the aggregate level and at the individual level. The results of these explorations will be disseminated via the various publications discussed in the Preface.

The merging of the social indicator approach and the analysis of relationships (particularly longitudinal relationships) into a single cohort-sequential design is, in our view, synergistic: the effectiveness of the two approaches combined is greater than if the two were undertaken separately. Because the present series of volumes deals with senior year data only, our remarks here focus primarily on the project's social indicator contributions—the accurate description of high school seniors and the documentation of trends over time. It is worth noting, however, that even the limited amount of bivariate data included in the present volumes will suggest promising directions for relational analyses, many of which can be carried out using the archived data tapes from the project.

*Panels of students from each graduating class are randomly selected and followed longitudinally by mail. Individuals are surveyed biennially through age 30 and then at five-year intervals. These data allow the characterization of the changes that occur during the early adult years and on into the 40s. In addition, the data allow the cross-sectional characterization each year of most Americans (excluding high-school dropouts) in those age groups and the changes occurring in those characteristics.

The Need for Social Indicators

The fundamental argument for developing social indicators is that there are considerable scientific and practical benefits derived from having accurate information about current social realities and the way those realities have been changing. For the scientific community, such indicators provide a rich set of information against which existing theory may be tested and from which new theory may be suggested. For the community at large, social indicators permit the "reality testing" of common perceptions and beliefs about the nation and its people. Past experience has demonstrated that widely held conceptions, which themselves may serve to create or exacerbate problems, can be most inaccurate. One example is the exaggerated popular conception of the size and nature of the "gap" between generations (see Adelson, 1970, 1979); another is the mistaken assumption that most young people condone the use of a variety of illegal drugs (Johnston, 1973; Johnston, O'Malley, Bachman, and Schulenberg, 2005).

While deflating exaggerated perceptions, a continual monitoring of indicators on youth also can reveal the beginning of new problems and thus give rise to corrective efforts at a relatively early stage. For instance, most would view with concern the emergence of new types of drug use. Monitoring the Future documented and reported a sharp increase in regular marijuana use among high school seniors in the late 70s, and, as a result, more attention was paid to the issue by policy makers, the media, and the general public. The discovery of such trends may trigger more intense efforts to discover the causes, consequences, and (when appropriate) preventatives of such behaviors.

Although social indicators seldom translate directly into specific policy decisions, the availability of descriptive information can substantially enhance the decision-making capabilities of policy makers. These data provide considerable insight into the size and nature of problems, the rate of change occurring nationally and in subgroups, and, in some instances, information about related factors and even the likely impacts of major social interventions (such as changed drug laws or new incentives for recruitment into the military, to name but two). They also provide the possibility of feed-

back on the consequences of some social interventions as well as major historical events.

The particular topics included in our monitoring system are summarized later in this introduction and, of course, they are presented fully in the complete set of data tables. For present purposes, it is enough to indicate that the range of topics is very broad. This breadth is partly due to the wide interests of the principal investigators; but it also reflects our conviction that the concurrent examination of trends in a variety of areas is not only much more cost efficient but also more scientifically productive.

Research Design and Procedures*

The basic research design involves annual data collections from high school seniors during the spring of each year, beginning with the class of 1975. Each data collection takes place in approximately 130 public and private high schools selected to provide an accurate cross-section of high school seniors throughout the coterminous United States. The design also provides for the longitudinal study of a subsample from each class of participating seniors; but since the focus of this series of volumes is exclusively on the data collected annually from seniors, the follow-up procedures will not be discussed here.

Reasons for Focusing on High School Seniors.

There are several reasons for choosing the senior year of high school as an optimal point for monitoring the behaviors and attitudes of youth. One is that the completion of high school represents the end of an important developmental stage in this society, since it demarcates both the end of universal public education and, for many, the end of living in the parental home. Therefore, it is a logical point at which to take stock of the accumulated influences of these two environments on American youth.

Further, the completion of high school represents the jumping off point from which young people diverge into widely differing social environments, including college, business firms, military service, and homemaking. But these environmental transitions are not the only important changes that coincide with the end of high school. Most young men and women now reach the formal age of adulthood shortly before or after graduation; more

*A more extensive description of the research design and procedures may be found in Bachman and Johnston (1978), Bachman, Johnston, and O'Malley (2001), or Johnston, O'Malley, Bachman, and Schulenberg (2005).

significantly, they begin to assume adult roles, including financial self-support, marriage, and parenthood.

Finally, there are some important practical advantages to building a system of data collections around samples of high school seniors. The last year of high school constitutes the final point at which a reasonably good national sample of an age-specific cohort can be drawn and studied economically. The need for systematically repeated, large-scale samples from which to make reliable estimates of change requires that considerable stress be laid on efficiency and feasibility; the present design meets those requirements.

One limitation in the design is that it does not include in the target population those young men and women who drop out of high school before graduation (or before the last few months of the senior year, to be more precise). This excludes a relatively small proportion of each age cohort—between 15 and 20 percent (U.S. Bureau of the Census, various years)—though not an unimportant segment, since we know that certain behaviors such as illicit drug use (Johnston, 1973) and delinquency (Bachman, O'Malley, and Johnston, 1978) tend to be higher than average in this group. However, the addition of a representative sample of dropouts would increase the cost of the present research enormously, because of their dispersion and generally higher level of resistance to being located and interviewed.

For the purposes of estimating characteristics of the entire age group, the omission of high school dropouts does introduce certain biases; however, their small proportion sets outer limits on the bias (Johnston, O'Malley, Bachman, and Schulenberg, 2005, Appendix). For the purposes of estimating *changes* from one cohort of high school seniors to another, the omission of dropouts represents a problem only if different cohorts have considerably different proportions who drop out. We have no reason to expect dramatic changes in those rates for the foreseeable future, and recently published government statistics indicate a great deal of stability in dropout rates since 1970 (U.S. Bureau of the Census, various years).

Some may use our high school data to draw conclusions about changes for the entire age group. While we do not encourage such extrapolation, we

suspect that the conclusions reached often would be valid, since over 80 percent of the age group is in the surveyed segment of the population *and* we expect that changes among those not in school are very likely to parallel the changes among those who are.

Sampling Procedures. The procedure for securing a nationwide sample of high school seniors is a multi-stage one. Stage 1 is the selection of particular geographic areas, Stage 2 is the selection of one or more high schools in each area, and Stage 3 is the selection of seniors within each high school.

Stage 1: Geographic Areas. The geographic areas used in this study are the primary sampling units (PSUs) developed by the Sampling Section of the Survey Research Center for use in the center's nationwide interview studies. Because these same PSUs are used for personal interview studies by the Survey Research Center (SRC), local field representatives can be assigned to administer the data collections in practically all schools.

Stage 2: Schools. In the major metropolitan areas more than one high school is often included in the sampling design; in most other sampling areas a single high school is sampled. In all cases, the selections of high schools are made such that the probability of drawing a school is proportionate to the size of its senior class. The larger the senior class (according to recent records), the higher the selection probability assigned to the high school. When a sampled school is unwilling to participate, a replacement school as similar to it as possible is selected from the same geographic area.

Stage 3: Students. Within each selected school, up to about 400 seniors may be included in the data collection. In schools with fewer than 400 seniors, the usual procedure is to include all of them in the data collection. In larger schools, a subset of seniors is selected either by randomly sampling classrooms or by some other random method that is convenient for the school and judged to be unbiased. Sample weights are assigned to each respondent so as to take into account variations in the sizes of samples from one school to another, as well as (smaller) variations in selection probabilities occurring at the earlier stages of sampling.

The three-stage sampling procedure described above yielded the number of participating schools and students indicated in Table 1.

Table 1
Sample Sizes and Student Response Rates

Year	Number of:			Students*	Student Response Rate**
	Public Schools	Private Schools	Total Schools		
1975	111	14	125	15,791	78%
1976	108	15	123	16,678	77%
1977	108	16	124	18,436	79%
1978	111	20	131	18,924	83%
1979	111	20	131	16,662	82%
1980	107	20	127	16,524	82%
1981	109	19	128	18,267	81%
1982	116	21	137	18,348	83%
1983	112	22	134	16,947	84%
1984	117	17	134	16,499	83%
1985	115	17	132	16,502	84%
1986	113	16	129	15,713	83%
1987	117	18	135	16,843	84%
1988	113	19	132	16,795	83%
1989	111	22	133	17,142	86%
1990	114	23	137	15,676	86%
1991	117	19	136	15,483	83%
1992	120	18	138	16,251	84%
1993	121	18	139	16,763	84%
1994	119	20	139	15,929	84%
1995	120	24	144	15,876	84%
1996	118	21	139	14,824	83%
1997	125	21	146	15,963	83%
1998	124	20	144	15,780	82%
1999	124	19	143	14,056	83%
2000	116	18	134	13,286	83%
2001	117	17	134	13,304	82%
2002	102	18	120	13,544	83%
2003	103	19	122	15,200	83%
2004	109	19	128	15,222	82%

*Sample weights are assigned to each respondent to correct for unequal probabilities of selection that arise in the multi-stage sampling procedure.

**The student response rate is derived by dividing the attained sample by the target sample (both based on weighted number of cases). The target sample is based upon listings provided by schools. Since such listings may fail to take account of recent student attrition, the actual response rate may be slightly underestimated.

One other important feature of the base-year sampling procedures should be noted here. All schools (except for half of the initial 1975 sample) are asked to participate in two data collections, thereby permitting replacement of half of the total sample of schools each year. One motivation for requesting that schools participate for two years is administrative efficiency: it is a costly and time-consuming procedure to secure the cooperation of schools, and a two-year period of participation cuts down that effort substantially. Another important advantage is that whenever an appreciable shift in scores from one graduating class to the next is observed, it is possible to check whether the shift might be attributable to some differences in the newly sampled schools. This is done simply by repeating the analysis using only the 60 or so schools that participated both years. Thus far, the half-sample approach has worked quite well; and examination of drug prevalence of use data from the "matched half-samples" showed that the half-samples of repeat schools yielded drug prevalence of use trends that were virtually identical to trends based on all schools.

School Recruiting Procedures. Early during the fall semester, an initial contact is made with each sampled school. First, a letter is sent to the principal describing the study and requesting permission to survey seniors. The letter is followed by a telephone call from a project staff member, who attempts to deal with any questions or problems and (when necessary) makes arrangements to contact and seek permission from other school district officials. Basically the same procedures are followed for schools asked to participate for the second year.

Once the school's agreement to participate is obtained, arrangements are made by phone for administering the questionnaires. A specific date for the survey is mutually agreed upon and a local SRC representative is assigned to carry out the administration.

Advance Contact with Teachers and Students. The local SRC representative is instructed to visit the school two weeks ahead of the actual date of administration. This visit serves as an occasion to meet the teachers whose classes will be affected and to provide them with a brochure describing the study, a brief set of guidelines about the questionnaire administration, and a supply of flyers to be distributed to the students a week to 10 days

in advance of the questionnaire administration. The guidelines to the teachers include a suggested announcement to students at the time the flyers are distributed.

From the students' standpoint, the first information about the study usually consists of the teacher's announcement and the short descriptive flyer. In announcing the study, the teachers are asked to stress that the questionnaires used in the survey are not tests and that there are no right or wrong answers. The flyer tells students that they will be invited to participate in the study, points out that their participation is strictly voluntary, and stresses confidentiality (including a reference to the fact that the Monitoring the Future project has a special government grant of confidentiality that allows their answers to be protected). The flyer also serves as an informative document that the students can show to their parents.

Questionnaire Administrations. The questionnaire administration in each school is carried out by the local SRC representatives and their assistants, following standardized procedures detailed in a project instruction manual. The questionnaires are administered in classrooms during normal class periods whenever possible, although circumstances in some schools require the use of larger group administrations. Teachers are not asked to do anything more than introduce the SRC staff members and (in most cases) remain in the classroom to help guarantee an orderly atmosphere for the survey. Teachers are urged to avoid walking around the room, so that students may feel free to write their answers without fear of being observed.

The actual process of completing the questionnaire is quite straightforward. Respondents are given sharpened pencils and asked to use them because the questionnaires are designed for automatic scanning. Most respondents can finish within a 45-minute class period; for those who cannot, an effort is made to provide a few minutes of additional time.

Procedures for Protecting Confidentiality. In any study that relies on the voluntary reporting of drug use or other illegal acts, it is essential to develop procedures that guarantee the confidentiality of such reports. It is also desirable that these procedures be described adequately to respondents so that they are comfortable about providing honest answers.

We noted that the first information given to

students about the survey consists of a descriptive flyer stressing confidentiality and voluntary participation. This theme is repeated at the start of the questionnaire administration. Each participating student is instructed to read the message on the cover of the questionnaire, which stresses the importance and value of the study, notes that answers will be kept strictly confidential, states that the study is completely voluntary, and tells the student, "If there is any question you or your parents would find objectionable for any reason, just leave it blank." The instructions then point out that in a few months a summary of nationwide results will be mailed to all participants and also that a follow-up questionnaire will be sent to some students after a year. The cover message explains that these are the reasons for asking that name and address be written on a special form that will be removed from the questionnaire and handed in separately. The message also points out that the two different code numbers (one on the questionnaire and one on the tear-out form) cannot be matched except by a special computer file at the University of Michigan. (The content of the inside and outside of the standard questionnaire cover, including the tear-out form, may be found in Appendix C.)

Content Areas and Questionnaire Design

Drug use and related attitudes are the topics that receive the most extensive coverage in the Monitoring the Future project; but the questionnaires also deal with a wide range of other subject areas, including attitudes about government, social institutions, race relations, changing roles for women, educational aspirations, occupational aims, and marital and family plans, as well as a variety of background and demographic factors. (Table 2 provides an outline of the 20 general subject areas into which all items are categorized in the Question Index toward the end of this volume.) Given this breadth of content, the study is not presented to respondents as a "drug use study," nor do they tend to view it as such.

Because many questions are needed to cover all of these topic areas, much of the questionnaire content is divided into different questionnaire forms that are distributed to participants in an ordered sequence. (Five forms were used in 1975-88; a sixth form was added in 1989.) This sequence

Table 2
Measurement Content Areas
 (Abbreviated Version*)

-
-
- A. **Drugs.** Drug use and related attitudes and beliefs, drug availability and exposure, surrounding conditions and social meanings of drug use. Views of significant others regarding drugs.
 - B. **Education.** Educational lifestyle, values, experiences, and environments.
 - C. **Work and Leisure.** Vocational values, meaning of work and leisure, work and leisure activities, preferences regarding occupational characteristics and type of work setting.
 - D. **Sex Roles and Family.** Values, attitudes, and expectations about marriage, family structure, sex roles, and sex discrimination.
 - E. **Population Concerns.** Values and attitudes about overpopulation and birth control.
 - F. **Conservation, Materialism, Equity, etc.** Values, attitudes, and expectations related to conservation, pollution, materialism, equity, and the sharing of resources. Preferences regarding type of dwelling and urbanicity.
 - G. **Religion.** Religious preferences, activities, and views.
 - H. **Politics.** Political affiliation, activities, and views.
 - I. **Social Change.** Values, attitudes, and expectations about social change.
 - J. **Social Problems.** Concern with various social problems facing the nation and the world.
 - K. **Major Social Institutions.** Confidence in and commitment to various major social institutions (business, unions, branches of government, press, organized religion, military, etc.).
 - L. **Military.** Views about the armed services and the use of military force. Personal plans for military service.
 - M. **Interpersonal Relationships.** Qualitative and quantitative characteristics of cross-age and peer relationships. Interpersonal conflict.
 - N. **Race Relations.** Attitudes toward and experiences with other racial groups.
 - O. **Concern for Others.** Concern for others, voluntary and charitable activities.
 - P. **Happiness.** Happiness and life satisfaction, overall and in specific life domains.
 - Q. **Other Personality Variables.** Attitudes about self (including self-esteem), locus of control, loneliness, risk-taking, trust in others, importance placed on various life goals, counterculture orientation, hostility.
 - R. **Background.** Demographic and family background characteristics, living arrangements.
 - S. **Deviance and Victimization.** Delinquent behaviors, driving violations and accidents (including those under the influence of drugs), victimization experiences.
 - T. **Health.** Health habits, somatic symptoms, medical treatment.
-

*For a more detailed listing of measurement content areas, see Table 4.

Table 3
Prevalence of Drug Use Question Numbers by Questionnaire Form, 2004

Data for question numbers appearing in **boldface type** are published in this volume. Data for question numbers **not in boldface type** are not presented in this volume but, where appropriate, are included in the combined Forms 1–6 data. For marijuana, cocaine and heroin, the combined Forms 1–6 data comprise data from the general use question in some forms and component data in other forms. For example, the combined Forms 1–6 data for cocaine are a combination of data from the general cocaine use question in Forms 2 and 5 and data from the component crack and other forms of cocaine questions in Forms 1, 3, 4, and 6. Form 1 marijuana data and hashish data are combined to create the marijuana/hashish data for Form 1 and are then used with the general marijuana/hashish data in Forms 2–6 to create the combined Forms 1–6 data. Data on heroin use with and without a needle are combined to create the heroin data for Forms 2, 5, and 6 and are then used with the general heroin use questions in Forms 1, 3, and 4 to create the combined Forms 1–6 heroin data.

Questionnaire:	Question Numbers						
	Combined Forms 1-6	Form 1	Form 2	Form 3	Form 4	Form 5	Form 6
Cigarettes	B01-2	B001-2	B01-2	B01-2	B01-2	B01-2	B01-2
Smokeless Tobacco							B19-20
Bidis						E07b	D20c
Kreteks						E07c	D20d
Alcohol	B04a-c	B007a-c	B4a-c	B4a-c	B4a-c	B4a-c	B22a-c
Beer					D11-12		
Wine Coolers					D13-14		
Wine					D15-16		
Liquor					D17-18		
Flavored Alcoholic Beverages							D20k
Been Drunk	B04d-f	B016a-c					D11a-c
5+ Drinks in Last 2 Weeks	B06	B012	B06	B06	B06	B06	B24
Marijuana/Hashish (combined)	B07a-c		B07a-c	B07a-c	B07a-c	B07a-c	B25a-c
Hashish		B018a-c					
Marijuana		B019a-c					
LSD	B08a-c	B033a-c	B08a-c	B08a-c	B08a-c	B08a-c	B26a-c
Hallucinogens Other than LSD	B09a-c	B042a-c	B09a-c	B09a-c	B09a-c	B09a-c	B27a-c
Specific Hallucinogens Other than LSD ^a							
Mescaline		B045a					
Peyote		B045b					
"Shrooms" or Psilocybin		B045c					
PCP		B045d					
Concentrated THC		B045e					
PCP			E04a-c				
MDMA ("Ecstasy")	B19a-c						
Cocaine	B10a-c		B10a-c			B10a-c	
Crack	B10d-f	B075a-c	E03a-c	B11a-c	B11a-c	E06a-c	B29a-c
Other Cocaine	B10g-i	B076a-c		B12a-c	B12a-c		B30a-c
Amphetamines	B11a-c	B050a-c	B11a-c	B10a-c	B10a-c	B11a-c	B28a-c
Ritalin				D05d			D20g
Methamphetamine	B11d-f				B17a-c		B36a-c
Crystal Meth ("Ice")	B11g-i		B12a-c			B12a-c	
Specific Amphetamines ^b							
Benzedrine		B056a					
Dexedrine		B056b					
Methedrine		B056c					
Ritalin		B056d					

Table 3 (continued)

Questionnaire:	Question Numbers						
	Combined Forms 1-6	Form 1	Form 2	Form 3	Form 4	Form 5	Form 6
Preludin		B056e					
Dexamyl		B056f					
Methamphetamine		B056g					
Crystal Meth		B056h					
Quaaludes	B12a-c	B060a-c					
Barbiturates	B13a-c	B062a-c	B13a-c	B13a-c	B13a-c	B13a-c	B31a-c
Tranquilizers	B14a-c	B065a-c	B14a-c	B14a-c	B14a-c	B14a-c	B32a-c
Specific Tranquilizers ^c							
Librium		B071a					
Valium		B071b					
Xanax		B071c					
Equanil		B071d					
Meproamate		B071e					
Serax		B071f					
Atarax		B071g					
Tranxene		B071h					
Vistaril		B071i					
Rohypnol				D05e			D20j
GHB							D20a
Ketamine				D05a		E07a	D20b
Heroin	B15a-c	B086a-c		B15a-c	B15a-c		
Heroin with a Needle	B15d-f		B15a-c			B15a-c	B33a-c
Heroin without a Needle	B15g-i		B16a-c			B16a-c	B34a-c
Other Narcotics	B16a-f	B088a-c	B17a-c	B16a-c	B16a-c	B17a-c	B35a-c
OxyContin						E07d	D20h
Vicodin						E07e	D20i
Specific Other Narcotics ^d							
Methadone		B094a					
Opium		B094b					
Morphine		B094c					
Codeine		B094d					
Demerol		B094e					
Vicodin		B094f					
OxyContin		B094g					
Percocet		B094h					
Perdocan		B094i					
Dilaudid		B094j					
Inhalants	B17a-c		B18a-c	B17a-c		B18a-c	
Amyl and Butyl Nitrites			E05a-c				
Steroids	B18a-c		E06a-c				D12a-c
Androstenedione				D05b			D20e
Creatine				D05c			D20f
Diet Pills		B046a-c					
Stay-Awake Pills		B047a-c					
"Look-Alikes"		B048a-c					

^aAsked in a set after a branching question about any use of hallucinogens other than LSD.

^bAsked in a set after a branching question about any use of amphetamines.

^cAsked in a set after a branching question about any use of tranquilizers.

^dAsked in a set after a branching question about any use of narcotics other than heroin.

produces five or six virtually identical subsamples. About one-third of each questionnaire form consists of key or “core” variables that are common to all forms. All demographic variables and some measures of drug use are included in this “core” set of measures. This use of the full sample for drug and demographic measures provides a more accurate estimation on these dimensions and also makes it possible to link them statistically to all of the other measures that are included in a single form only.*

Representativeness and Validity

The samples for this study are intended to be representative of high school seniors throughout the 48 coterminous states. We have already discussed the fact that this definition of the sample excludes one important portion of the age cohort: those who have dropped out of high school before nearing the end of the senior year. But given the aim of representing high school seniors, it will now be useful to consider the extent to which the obtained samples of schools and students are likely to be representative of all seniors and the degree to which the data obtained are likely to be valid.

We can distinguish at least four ways in which survey data of this sort might fall short of being fully accurate. First, some sampled schools refuse to participate, which could introduce some bias. Second, the failure to obtain questionnaire data from 100 percent of the students sampled in participating schools would also introduce bias. Third, the answers provided by participating students are open to both conscious and unconscious distortions that could reduce validity. Finally, limitations in sample size and/or design could place limits on the accuracy of estimates. Each of these issues is treated extensively elsewhere (Johnston, O’Malley, and Bachman, 1984, especially Appendices A and B), so in this section we will present only the highlights of each of those discussions.

School Participation. As noted in the description of the sampling design, schools are invited to participate in the study for a two-year period. With very few exceptions, each school that has participated for one data collection has agreed to participate for a second. Thus far, an average of about 65 percent of the schools initially invited to participate have agreed to do so each year; for each school refusal, a similar school (in terms of size, geographic area, urbanicity, etc.) was recruited as a

replacement. The selection of replacement schools almost entirely removes problems of bias in region, urbanicity, and the like that might result from certain schools refusing to participate. Other potential biases are more subtle, however. For example, if it turned out that most schools with “drug problems” refused to participate, that could seriously bias the drug estimates derived from the sample. And if any other single factor were dominant in most refusals, that also might suggest a source of serious bias. In fact, however, the reasons for schools’ refusals to participate are varied and largely a function of happenstance events of the particular year. Thus, we feel fairly confident that school refusals have not seriously biased the surveys.

Student Participation. Completed questionnaires are obtained from three-fourths to four-fifths of all students sampled. The single most important reason that students are missed is that they are absent from class at the time of data collection, and in most cases it is not workable to schedule a special follow-up data collection for them. Students with fairly high rates of absenteeism also report above-average rates of drug use; therefore, there is some degree of bias introduced by missing the absentees. That bias could be largely corrected through the use of special weighting; however, this course was not chosen because the bias in estimates (for drug use, where the potential effect was hypothesized to be the largest) was determined to be quite small and because the necessary weighting procedures would have introduced undesirable complications.

In addition to absenteeism, student nonparticipation occurs because of schedule conflicts with school trips and other activities that tend to be more frequent than usual during the final months of the senior year. Of course, some students refuse to complete or turn in the questionnaire. However, the SRC representatives in the field estimate this proportion to be only about 1 percent.

Validity of Self-Report Data. Survey measures of delinquency and of drug use depend upon respondents reporting what are, in many cases, illegal acts. Thus, a critical question is whether such self-reports are likely to be valid.

Like most studies dealing with these areas, we have no direct, objective validation of the present measures; however, the considerable amount of inferential evidence that exists strongly suggests that the self-report questions produce largely valid

*These core variables are the first ones on which data are presented in the Descriptive Results section.

data. A number of factors have given us reasonable confidence about the validity of the responses to what are presumably among the most sensitive questions in the study: a low nonresponse on the drug questions; a large proportion admitting to some illicit drug use; the consistency of findings across several years of the present study; strong evidence of construct validity (based on relationships observed between variables); a close match between our data and the findings from other studies using other methods; and the findings from several methodological studies that have used objective validation methods.*

As for others of the measures, a few have a long and venerable history—as scholars of the relevant literatures will recognize—though some of these measures have been modified to fit the present questionnaire format. Many (probably most) questions, however, have been developed specifically for this project through a careful process of question writing, pilot testing, pretesting, and question revision or elimination. Some already have been included in other publications from the study, but many have not; therefore, there currently exists little *empirical* evidence of their validity and reliability. On the other hand, the fact that virtually all results presented in this volume are based on individual items, rather than indexes or abstract concepts, should make it easy for the reader to judge the degree to which each item has “face validity” and also the degree to which there is some evidence of construct validity in the bivariate results.

Accuracy of the Sample. A sample survey never can provide the same level of accuracy as would be obtained if the entire target population were to participate in the survey—in the case of the present study, about 2.5–4.0 million seniors per year. However, perfect accuracy of this sort would be extremely expensive and certainly not worthwhile considering the fact that a high level of accuracy can be provided by a carefully designed probability sample. The accuracy of the sample in this study is affected both by the size of the student sample and by the number of schools in which they are clustered. Appendix B presents a discussion of the ways in which this clustering and other aspects of the sampling design are taken into account in computing the precision or accuracy of the

samples. For the purposes of this introduction, it is sufficient to note that virtually all estimates based on the total sample have confidence intervals of ± 1.5 percentage points or smaller—sometimes considerably smaller. This means that, had we been able to invite all schools and all seniors in the 48 coterminous states to participate, the results from such a massive survey would be within an estimated 1.5 percentage points of our present sample findings at least 95 times out of 100. We consider this to be a quite high level of accuracy, one that permits the detection of fairly small trends from one year to the next.

Consistency and the Measurement of Trends.

One other point is worth noting in a discussion of the validity of our findings. The Monitoring the Future project is, by intention, a study designed to be sensitive to changes from one time to another. Accordingly, the measures and procedures have been standardized and applied consistently across each data collection. To the extent that any biases remain because of limits in school and/or student participation, and to the extent that there are distortions (lack of validity) in the responses of some students, it seems very likely that such problems will exist in much the same way from one year to the next. In other words, biases in the survey estimates should tend to be consistent from one year to another, which means that the measurement of *trends* should be affected very little by any such biases.

Caveats to Users of the Data

In attempting to understand and interpret the statistical results contained in this volume, the reader should keep in mind the several considerations discussed below.

Estimation of Sampling Errors. Appendix A provides figures that allow the reader to determine the 95 percent confidence interval around any observed percentage for both the total sample and the several subgroups for which statistics are given. Appendix A also provides tables and guidelines for testing the statistical significance of observed differences between subgroups (e.g., males vs. females) and the significance of year-to-year changes for the entire sample and for the various subgroups on any given variable. Estimates based on subgroups

*A more detailed discussion of the evidence for validity of the measures of illicit drug use may be found in Johnston et al. (2005). An analysis of inconsistencies in students' reports of monthly vs. yearly drug use is provided by Bachman and O'Malley (1981).

containing relatively few cases (e.g., those who have used heroin) will have substantially larger margins of error than those subgroups with large numbers of cases.

Subgroup Definitions. At the beginning of the Descriptive Results section there is a careful definition of each of the subgroups analyzed in this series of volumes. It is important for the reader to read these definitions so as not to be misled by the necessarily abbreviated descriptions given in the column headings of the data tables. For example, the column labeled “4-Year College Plans” includes data only for seniors who expect to graduate from a four-year college, which is only a subset of all who expect to receive some college training. To take another example, several column headings in the lifetime illicit drug use index use the term “pills”; however, these categories contain people who indicate that they used any of a number of drugs—including some that usually are not taken in pill form (e.g., cocaine and narcotics other than heroin).

Missing Data Notes. Each column of percentages for a given variable adds to 100 percent (with slight variations due to rounding), whether based on the entire sample or any one of the subgroups being described. Missing data were not included in computing these percentages, so it is up to the reader to determine whether an exceptional level of missing data exists on any given question. This can be done by comparing the weighted number of cases on which those percentages were based (given in *italics* under each percentage distribution) with the total number of weighted cases who took the questionnaire (given at the top of the same column). As would be expected, the missing data rate tends to rise modestly toward the end of each questionnaire. Occasionally there is an exceptional level of nonresponse for some other reason, the most common being that the respondent has been branched around a question or set of questions that are inappropriate for him or her. In this case, the percentages are based only on those for whom the question was appropriate *and* who answered. A footnote has been entered to help call attention to the fact that completing a particular question is contingent upon the answer on a prior question. Most such cases are contained in Form 1 of the questionnaire, which has several sets of detailed questions about drug use that are answered only by those respondents who have used a particular class of drug during the past year.

Characterizing Heroin Users. Because this project places a special emphasis on the study of drug use, one set of columns distinguishes respondents according to the extent to which they have been involved with illicit drugs. The five drug use categories are based on an index of seriousness of involvement. The index has Guttman-like properties—that is, anyone classified at a given level is also very likely to have exhibited any drug-using behaviors that are associated with the lower levels in the index.

The most extreme category in the index is defined in terms of the respondent’s ever having used heroin during his or her lifetime. However, any interpretations made about heroin users from these data must be tempered with extreme caution, not only because the small number of cases makes estimation in a given year relatively unreliable but also because the heroin users are probably the most selectively represented of all of the subgroups presented here. Heroin users—especially continuing users—are among those most likely to drop out of high school (Johnston, 1973). Therefore, we feel heroin users are particularly underrepresented in a sample of high school seniors. Furthermore, most of those included in the study report only very occasional heroin use. Frequent users—addicts, if you will—are not well represented in these data.

Given these problems with the representation of heroin users, the readers may wonder why it was decided to present them as a separate category of drug users. There are two reasons for doing so. First, because even occasional heroin use represents such an extreme point on the continuum of drug involvement, it seems preferable that the heroin users not be mixed in with the next highest category of use (the “more pills” category). It remains quite possible, of course, for anyone to *combine* any two or more categories in the drug use continuum (by computing means of percentages weighted by the number of cases in each category); therefore, those wishing to incorporate heroin users with the next category can do so whenever they wish. The second reason for keeping them separate is that we suspect the data based on high school seniors provide some indication of the characteristics that might be found among heavier heroin users who dropped out of school. Some variables in the study are strongly correlated with the drug use continuum, and the present heroin user category provides both an end point for that

continuum and an indication of the direction (further out on the continuum) in which heavier heroin users are likely to lie.

In sum, the reporting of separate percentages for heroin users among high school seniors permits greater clarity in analyzing other levels of drug use and provides data that may be suggestive about the larger population of young heroin users. But the particular data are clearly limited and should be interpreted with these cautions in mind.

Interpreting Racial Differences. Data are given for the two largest racial/ethnic subgroups in the population—those who identify themselves as white or Caucasian and those who identify themselves as black or African American. Data are not given for the other ethnic categories (American Indian or Native American Indian, Asian American, Mexican American or Chicano, Puerto Rican, Cuban American, or other Latin American) since each of these groups constitutes a small proportion of the sample in any given year, which means that their small *Ns* (in combination with their clustered groupings in a limited number of schools) would yield estimates that would be too unreliable. In fact, even African Americans—who constitute approximately 12 percent of each year's sample—are represented by only 230 to 425 respondents per year on any single questionnaire form. Further, because our sample is a stratified clustered sample, it yields less accuracy than would be yielded by a pure random sample of equal size (see Appendix B for details). Therefore, because of the limited number of cases, the margin of sampling error around any statistic describing African Americans is larger than for most other subgroups described in this volume.

There exists, however, a quick way to determine the replicability of any finding involving racial comparisons. Since most questions are repeated from year to year, one can readily establish the degree to which a finding is replicated by looking at the results for the same question in prior or subsequent years. Given the relatively small *Ns* for African Americans, the reader is urged to seek such replication before putting much faith in the reliability of any particular racial comparison.

There are factors in addition to unreliability, however, that could be misleading in the interpretation of racial differences. Given the social importance that has been placed on various racial differ-

ences reported in the social science literature, we would like to caution the reader to consider the various factors that could account for differences. These factors fall into three categories: differential representation in the sample, differential response tendencies, and the confounding of race with a number of other background and demographic characteristics.

Differential Representation. Census data characterizing American young people in the approximate age range of those in our sample show that somewhat lower proportions of African Americans than whites remain in school through the end of twelfth grade, though these differences have diminished appreciably in recent years. Therefore, a slightly different segment of the African American population than the white population resides in our target population of high school seniors. Further, our samples appear to under-represent slightly those African American males who, according to census figures, *are* in high school at the twelfth grade level. Identified African American males constitute about 6 percent of our sample, whereas census data suggest they should constitute about 7 percent. Therefore, it appears that we are losing more African American males from our target population than white males or females of either race. This may be due to generally poorer attendance rates on the part of some African American males and/or an unwillingness on the part of some to participate in data collections of this sort.

In sum, a smaller segment of the African American population than the white population of high school age is represented by the data contained here. Insofar as any characteristic is associated with being a school dropout or absentee, it is likely to be somewhat disproportionately underrepresented among African Americans in our sample.

Differential Response Tendencies. In examining our full range of variables, we have noted certain racial differences in response tendencies. First, the tendency to state agreement in response to agree-disagree questions is generally somewhat greater among African Americans than among whites. For example, African Americans tend to agree more with the positively worded items in our index of self-esteem, but they also tend to agree more with the negatively worded items. As it happens, that particular index has an equal number of positively and negatively worded items, so that any overall

“agreement bias” should be self-canceling when the index score is computed. Since all data in this volume are based on single items, however, group differences in agreement bias are likely to affect results on questions employing the agree–disagree format. Fortunately, most of our questions are not of that type.

We have also observed a somewhat greater than average tendency for African American respondents to select extreme answer categories on attitudinal scales. For example, even if the same proportion of African Americans as whites feel positively (or negatively) about some subject, fewer of the whites are likely to say they feel *very* positively (or *very* negatively). We do not have any ready explanations for these differences in response styles, but what seems important for our present purposes is that, in the process of interpreting racial differences, the reader should be aware that differences in response to particular questions may be related to these more general tendencies.

A somewhat separate issue in response tendency is a respondent’s willingness to answer particular questions. The missing data rate, which can be determined by dividing the number responding to a question by the number taking the questionnaire (given at the top of each page), may reflect willingness to answer particular questions. If a particular question or set of questions has a missing data rate higher than is true for the prior or subsequent questions, then presumably more respondents than usual were unwilling (or perhaps unable) to answer it. We have observed such an exaggerated missing data rate for African American males on the set of questions dealing with the respondent’s own use of illicit drugs. Clearly a respondent’s willingness to be candid on such questions depends on his or her trust of the research process and of the researchers themselves. We interpret the exaggerated missing data rates for African American males in these sections as possibly reflecting, at least in part, less trust. The reader is advised to check for exceptional levels of missing data when making comparisons on any variable in which candor is likely to be reduced by lower system trust. One bit of additional evidence related to trust in the research process is that higher proportions of African Americans than whites indicated that if they had used marijuana or heroin, they would not have been willing to report it in the survey.

Covariance with Other Factors. Some character-

istics such as race are highly confounded (correlated) with other variables—variables that may in fact explain some observed racial differences. Put another way, at the aggregate level we might observe a considerable racial difference on some characteristic, but once we control for some background characteristics such as socio-economic level or region of the country—that is, once we compare the African American respondents with whites who come from similar backgrounds—there may be no racial difference at all.

Race happens to be correlated with important background and demographic variables much more than some of the other variables dealt with here (such as the respondent’s sex). When we compare males and females in this sample, we know that observed differences between them are not likely to be explained by differences in their family backgrounds (such as the socioeconomic level of their families, the region of the country, or the size of the cities in which they grew up) because males and females on the average come from extremely similar backgrounds. A perusal of Section C of Questionnaire Forms 1 through 6, however, will illustrate that on the average the African American subgroup in this sample is quite different from the white subgroup in a number of such respects. A higher proportion of African Americans live in the South and a higher proportion grew up in families with the father and/or mother absent, and more had mothers who worked while they were growing up. A substantially higher proportion of African Americans are Baptists, and African Americans tend to attribute more importance to religion in their lives than do whites. A higher proportion of African American respondents have children, and, on the average, they are slightly older than the white sample. As was mentioned earlier, African American males are more under-represented in our sample than African American females.

We note these differences in demographic, background, and ascriptive characteristics because, in any attempt to understand *why* a racial difference exists, one would want to be able to examine the role of these covarying characteristics. It is not possible, given the amount of data contained in this volume, to “factor out” the contribution of most of these covarying characteristics when interpreting racial differences. Therefore, while the data here may provide a relatively accurate *description* of

racial differences (keeping in mind our earlier cautions about representativeness and response style), they do not by themselves yield a great deal by way of explanation.

However, since the full data sets now reside in an archive, described in the Preface, it is possible for the reader to conduct a more in-depth exploration of observed differences—or nondifferences, for that matter. We particularly encourage readers interested in racial comparisons to make further explorations of the data in order to determine the possible role of the other variables discussed here. Users of the data are also encouraged to contact the principal investigators for information on the most recent analyses of racial differences, some of which have been published.*

Given the long list of caveats about interpreting racial differences, one might ask why we chose to publish the statistics for racial subgroups at all. After considerable deliberation among ourselves as well as with colleagues more knowledgeable in the field of race relations, we concluded that the expected benefits of making these data available (along with this cautionary discussion) outweigh the potential costs of having them misused. Unfortunately, because African Americans constitute a relatively small proportion of the American population, they constitute too small a number in most surveys to be characterized separately. Because the sample sizes in the present survey are large in comparison to most, we have at least sufficient numbers of cases to consider publishing data on African Americans separately. Further, given the iterative nature of the series, we are also able to provide checks for the replication of findings on different samples each year. While there may be some risk that findings will be taken out of context or used carelessly in ways that might tend to increase racial misunderstandings, there is substantially greater risk that valuable information concerning the races (and relative to their well-being) would be lost if it were not included here.

A Note on the Questions about Amphetamine Use. Prior to the 1982 survey, we discovered that some respondents' answers to questions on amphetamine use erroneously included use of over-the-counter, stay-awake, and diet pills, as well as some "look-alike" pills. In the 1982 survey, we introduced some new questions on the use of

of amphetamines in order to make it clearer to the respondents that "look-alike" pills and over-the-counter products should be excluded. We also kept the old version of the questions in two questionnaire forms in the 1982 and 1983 surveys so that it would be possible to "splice" the trend lines resulting from the old and new questions. As a result of these changes, the reader who uses these volumes to examine trends in amphetamine use must be careful not to make inappropriate comparisons. The response distributions shown in the combined Forms 1-5 section (pages 28-29) from 1975 to 1981 contain the responses for Forms 1-5. For 1982 and 1983, that section contains two sets of responses. The first set is for Forms 1, 2, and 4 (with Form 1 double-weighted); these provide what we believe to be the best estimates of current amphetamine use and of trends from 1982 on. The second set of responses is based on Forms 3 and 5, the old versions of the questions; thus, these questions provide the best comparisons for looking at trends over time from 1975 to 1983 (although there is reason to be cautious about these trends because of the erroneous inclusion of nonamphetamines, as described above). Beginning in 1984, all forms use the new versions of the questions.

A Note on the Questions about Alcohol Use. In 1993, the question text was changed slightly in Forms 2, 5, and 6 to indicate that a "drink" meant "more than just a few sips." As a result of these changes, the reader who uses these volumes to examine trends in alcohol use must be careful not to make inappropriate comparisons. The response distributions shown in the combined forms section for 1975 to 1992 contain the responses for Forms 1-5 (through 1988) or 6 (beginning in 1989). For 1993, that section contains two sets of responses. The first set is for Forms 1, 3, and 4, the old versions of the questions; these questions provide the best comparisons for looking at trends over time from 1975 to 1993. The second set of responses is based on Forms 2, 5, and 6; these provide what we believe to be the best estimates of alcohol use and of trends from 1993 on. Beginning in 1994, all forms use the new versions of the questions.

A Note on the Questions about the Use of Hallucinogens Other Than LSD and Tranquilizers. In 2001, the questions on the use of hallucinogens other than LSD and tranquilizers

*An extended analysis and discussion of African American-white differences may be found in Bachman and O'Malley (1984), Bachman, Wallace, O'Malley, Johnston, Kurth, and Neighbors (1991), Wallace, Bachman, O'Malley, Johnston, Schulenberg, and Cooper (2002), Wallace, Bachman, O'Malley, Schulenberg, Cooper, and Johnston (2003), and Wallace, Forman, Guthrie, Bachman, O'Malley, and Johnston (1999).

were changed slightly in Forms 1, 3, and 5. For hallucinogens other than LSD, the term “other psychedelics” was replaced with “other hallucinogens” and “shrooms” was added to the list of examples. For the tranquilizer list of examples, Miltown was replaced with Xanax. In 2002, the questions in the remaining forms were also changed. The data presented in this volume contain the revised question text data for all forms.

Caution must be used when comparing data from 2001 to data from 2002 or when examining long-term trends. As with the revised alcohol questions, the set of old questions in the 2001 data (Forms 2, 4, and 6) are best used for the examination of trends over time from 1975 to 2001. The revised questions in 2001 (Forms 1, 3, and 5) and later are best used

for the examination of trends from 2001 on. Beginning in 2002, all forms used the revised questions.

A Note on the Questions about the Use of Narcotics Other Than Heroin. In 2002, the questions on the use of narcotics other than heroin were revised in Forms 1, 2, and 4. The list of examples of narcotics other than heroin was updated: Talwin, laudanum, and paregoric—all of which had negligible rates of use by 2001—were replaced with Vicodin, OxyContin, and Percocet (and Percodan and Dilaudid in Form 1 only). In 2003, the question text in the remaining forms was also changed. Again, caution must be used in the comparison of trend data involving these revised questions.

Descriptive Results

Introduction to the Table Format and Conventions

Univariate and selected bivariate percentage distributions are given in this section for all questions asked of this year's senior class. The definitions of column headings and the source of the standard content for each table are given below under the numbers indicated in Figure 1.

Definitions of Column Headings

① **Questionnaire Form.** The form from which all data on the page were derived is given here. When the designation "Forms 1-6" is used, it indicates that responses from students completing all six questionnaires (or, in some cases, two or more of the questionnaires) have been combined; accordingly, the numbers of respondents in each column are six times as large as for questions contained in a single form only.

② **Total Sample.** Univariate percentage distributions based on the total sample of respondents are given in this column.

③ **Sex.** Percentage distributions are given separately for males (M) and females (F). Respondents with missing data on the question asking the respondent's sex (question C03) are omitted from both groups.

④ **Race.** Percentage distributions are given separately for those describing themselves as "White or Caucasian" (W) and "Black or African American" (B) in answer to question C04. Comparable columns for the other racial or ethnic groups (Mexican American or Chicano, Puerto Rican, Asian American, American Indian or Native American Indian, etc.) are not shown because of the low number of cases in each group. *Note:* See the caveats regarding the interpretation of racial differences in the Introduction section of this volume.

⑤ **Region.** Percentage distributions are given separately for respondents living in each of four mutually exclusive regions of the country. The regional classifications are based on Census categories and are defined as follows:

Northeast (NE): Census classifications of New England and Middle Atlantic states; includes Maine, New Hampshire, Vermont, Massachusetts, Rhode Island, Connecticut, New York, New Jersey, and Pennsylvania.

North Central (NC): Census classifications of East North Central and West North Central states; includes Ohio, Indiana, Illinois, Michigan, Wisconsin, Minnesota, Iowa, Missouri, North Dakota, South Dakota, Nebraska, and Kansas.

South (S): Census classifications of South Atlantic, East South Central, and West South Central states; includes Delaware, Maryland, District of Columbia, Virginia, West Virginia, North Carolina, South Carolina, Georgia, Florida, Kentucky, Tennessee, Alabama, Mississippi, Arkansas, Louisiana, Oklahoma, and Texas.

West (W): Census classifications of Mountain and Pacific states; includes Montana, Idaho, Wyoming, Colorado, New Mexico, Arizona, Utah, Nevada, Washington, Oregon, and California.

⑥ **Four-Year College Plans.** Percentage distributions are given separately for (1) respondents who indicate that they "definitely will" or "probably will" graduate from a four-year college program and (2) those who say that they "definitely won't" or "probably won't" graduate from a four-year college program, based on responses to question C21d. Respondents not answering question C21d are omitted from both columns. (A number of those who do not expect to complete a four-year college program *do* expect to get some post-secondary education, as may be seen in the tables for questions C21a and C21c.)

⑦ **Illicit Drug Use: Lifetime.** Percentage distributions are given separately for five mutually exclusive subgroups differentiated by their degree of involvement with illicit drugs. Eligibility for each category is defined below.

None: This column contains data from those respondents who indicated that they had not used marijuana at any time and did not report use of any of the following illicit drugs in their lifetime: LSD, other psychedelics, cocaine, amphetamines, tranquilizers, methaqualone, barbiturates, heroin, or other narcotics.*

Marijuana Only: This column contains data from other respondents who indicated that they had used marijuana (or hashish) but had never used any of the other illicit drugs listed above.

Few Pills: This column contains data from those respondents who indicated having used one or more of the above listed drugs (other than marijuana) but who had not used any one class of them on three or more occasions *and* who had not used heroin at all.

More Pills: This column contains data from respondents who had used any of the above listed drugs (other than marijuana) on three or more occasions but who had never used heroin.

Any Heroin: This column contains data from those respondents who indicated having used heroin on one or more occasions in their lifetime.

⑧ **N (Weighted Number of Cases).** This row contains the number of students who turned in questionnaires in each of the categories indicated by the column headings. The number of cases is stated in terms of the weighted number of respondents rather than the actual number, since all percentages in the tables have been calculated using weighted cases. The actual number of respondents generally is about 15 percent higher than the weighted number for data collected in 1975, 1976, and 1977. (A comparison of weighted and unweighted numbers is provided in Table B-1 in Appendix B.) For data collected in 1978 or later, the actual number of respondents is roughly equal to the weighted number. Weighting is used to improve the accuracy of estimates by correcting for unequal probabilities of selection that arise in the multi-stage sampling of

selection that arise in the multi-stage sampling procedures.

⑨ **Percentage of Weighted Total.** This row indicates the percentage of the total number of respondents who fall into the category indicated by each column heading. Unlike all other percentages on the page, which can be summed vertically, these percentages sum horizontally. To the extent that the subcategories in a column (e.g., males and females) fail to sum to 100 percent, cases have been eliminated because of missing data on the variable in question (e.g., sex) or, in the case of race, because several subcategories have been omitted intentionally.

Table Contents

⑩ **Questions and Answers.** Each question along with its accompanying answer alternatives is presented verbatim. The alphanumeric prefix to the question indicates the section of the questionnaire in which it is located and its sequence within that section. So, for example, a prefix of B12c indicates that the item was question 12c in the B section of the questionnaire.

⑪ **Item Reference Number.** This is a unique identification number permanently assigned to each question. Any question may be located in the Question Index of the 1975-81 volumes by using this number and in the Question Index of all subsequent volumes by using this number in conjunction with the subject area code.

⑫ **Subject Area Code.** Every question has been classified into one or more subject areas; the alphanumeric code indicates the subject area (or areas) applicable to the question shown. The complete listing of subject areas is presented in Table 4 (at the beginning of the Question Index near the end of this volume). Starting with the 1982 volume, the Question Index is ordered first by subject area and then (within areas) by item reference number.

⑬ **Percentage Distribution.** Each column of numbers beside a question gives the percentage of each group (defined by the column heading) who chose each answer alternative, rounded to the nearest tenth of a percent. These figures add

*Inhalants (including the amyl and butyl nitrites) are not included in this list of illicit drugs because the relevant questions are not contained in all questionnaire forms or in all years of the study. Similarly, the use of PCP is counted only if it was reported under "other hallucinogens" use because specific questions about PCP are not included in all forms or years. This results in a few apparent inconsistencies in the tables relating the drug use index to specific questions about these drugs.

vertically to 100 percent (with some rounding error). Nonrespondents to the question are excluded from the percentage calculations.

⑭ Number of Weighted Cases Answering (N). The number of students in the relevant group (defined by the column heading) who answered the question is given just below the percentage distribution. The number of nonre-

spondents may be determined by subtracting this weighted number answering from the weighted number taking the questionnaire, shown at the top of the same column. Nonresponse may be due to the subject not answering the question, even though it pertains to him or her, or to the subject skipping inappropriate questions as instructed on a prior item.

QUESTIONNAIRE FORM 1-6 1990		TOTAL	SEX		RACE		REGION				4YR COLLEGE PLANS		ILLICIT DRUG USE: LIFETIME					
			M	F	White	Black	NE	NC	S	W	Yes	No	None	Mari- juana Only	Few Pills	More Pills	Any Her- oin	
N (Weighted No. of Cases):		15676	7862	7241	11410	1614	3358	4284	5262	2773	10245	4332	8006	2901	1872	2380	194	
% of Weighted Total:		100.0	50.2	46.2	72.8	10.3	21.4	27.3	33.6	17.7	65.4	27.6	51.1	18.5	11.9	15.2	1.2	
These next questions ask for some back-ground information about yourself.																		
C01: In what year were you born?																		
1	Before 70	0.4	0.5	0.3	0.2	0.6	0.4	0.2	0.7	0.3	0.3	0.7	0.4	0.3	0.8	0.4	2.7	
2	1970	3.2	4.0	2.0	2.0	5.4	2.4	2.4	4.7	2.6	1.8	5.5	3.2	3.3	2.7	3.0	4.4	
3	1971	28.7	32.4	24.7	27.3	32.3	24.3	32.7	29.5	26.2	25.5	34.9	27.6	28.8	29.8	30.7	27.5	
4	1972	66.5	62.2	71.4	69.6	60.1	71.0	64.2	64.1	69.0	71.0	58.3	67.3	66.7	66.1	65.1	64.9	
5	1973	1.1	0.9	1.4	1.0	1.3	1.7	0.6	0.8	1.9	1.4	0.4	1.5	0.8	0.6	0.9	0.5	
6	1974	-	-	-	-	0.1	-	-	-	0.1	-	-	-	0.1	-	-	-	
7	1975	-	-	-	-	0.1	-	-	-	-	-	-	-	-	-	-	-	
8	After 1975	-	-	-	-	0.1	0.1	-	0.1	-	-	0.1	0.1	-	0.1	-	-	
Item 10 Subject R01		N 15360	7854	7239	11403	1614	3270	4230	5128	2732	10213	4309	7925	2869	1858	2347	191	
C02: In what month were you born?																		
01	January	8.3	8.4	8.1	8.2	7.8	7.8	8.8	8.3	8.0	8.1	8.3	8.3	7.7	8.3	9.3	6.9	
02	February	8.0	7.8	8.2	8.1	7.5	7.6	8.1	8.3	7.6	8.2	7.5	7.6	8.9	8.0	8.0	7.5	
03	March	8.3	8.2	8.6	8.7	7.8	8.5	8.7	8.0	8.0	8.4	8.1	8.4	8.8	8.3	7.6	5.0	
04	April	8.4	8.7	7.9	8.3	9.4	8.9	7.8	8.7	8.0	8.7	8.1	8.3	8.6	8.2	8.4	9.6	
05	May	8.3	8.3	8.3	8.1	8.4	8.7	8.3	7.9	8.5	8.1	8.7	8.0	8.6	8.8	8.7	7.8	
06	June	7.9	7.7	8.2	7.9	7.7	8.3	7.3	8.2	7.7	7.9	8.0	7.8	8.2	7.5	8.1	10.5	
07	July	8.6	8.6	8.6	8.7	8.1	9.1	8.5	8.1	9.3	8.5	9.1	8.5	8.9	8.8	8.2	12.6	
08	August	8.7	8.7	8.7	8.8	8.3	8.4	8.0	9.4	9.1	8.7	9.0	9.3	8.1	8.4	8.0	7.6	
09	September	8.3	8.1	8.9	8.2	9.4	7.9	8.9	7.8	8.9	8.3	8.3	8.8	7.6	8.7	7.7	5.0	
10	October	8.5	8.6	8.3	8.5	9.1	8.3	8.6	8.6	8.4	8.5	8.5	8.6	7.6	8.8	9.4	5.1	
11	November	8.1	8.3	7.5	8.1	7.9	8.1	8.1	8.1	8.0	8.4	7.2	8.2	8.7	6.9	7.6	8.6	
12	December	8.6	8.6	8.7	8.4	8.7	8.4	8.7	8.5	8.5	8.3	9.1	8.1	8.5	9.3	9.0	13.9	
Item 20 Subject R01		N 15343	7845	7237	11393	1612	3270	4226	5120	2727	10205	4301	7919	2865	1855	2340	191	
C03: What is your sex?																		
1	Male	52.1	100.0	-	52.8	45.8	53.6	51.6	51.3	52.2	51.0	52.8	50.0	54.8	52.5	53.8	65.5	
2	Female	47.9	-	100.0	47.2	54.2	46.4	48.4	48.7	47.8	49.0	47.2	50.0	45.2	47.5	46.2	34.5	
Item 30 Subject R01		N 15103	7862	7241	11246	1567	3229	4158	5031	2685	10081	4214	7803	2809	1832	2307	185	
C04: How do you describe yourself?																		
1	American Indian	1.4	1.5	1.3	-	-	1.5	1.4	1.1	2.0	0.9	2.7	1.2	1.1	1.8	2.3	2.4	
2	Black or Afro-American	10.6	9.2	11.9	-	100.0	5.4	3.4	22.9	4.8	9.5	11.2	13.8	10.2	6.3	2.8	3.3	
3	Mexican American or Chicano	5.7	5.7	5.8	-	-	0.2	2.6	9.7	9.6	4.8	7.7	5.9	5.7	6.1	4.5	4.9	
4	Puerto Rican or other Latin American	2.3	2.4	2.2	-	-	4.9	0.6	2.2	1.8	2.4	1.8	2.4	1.8	2.4	2.0	2.5	
5	Oriental or Asian American	2.8	3.0	2.6	-	-	2.0	1.1	1.1	9.8	3.6	0.8	4.0	1.6	1.4	1.3	2.8	
6	White or Caucasian	75.0	76.0	74.2	100.0	-	83.3	89.0	61.5	68.3	77.0	73.0	70.3	77.9	79.9	85.0	80.6	
7	Other	2.2	2.3	2.1	-	-	2.7	1.7	1.5	3.7	1.8	2.7	2.3	1.8	2.1	2.0	3.6	
Item 40 Subject R01		N 15223	7804	7166	11410	1614	3244	4200	5096	2683	10135	4279	7862	2840	1845	2318	189	
C05: Where did you grow up mostly?																		
1	On a farm	5.5	5.8	5.1	6.4	2.8	1.5	7.8	6.2	5.2	4.1	8.8	6.2	3.6	5.2	5.1	6.9	
2	In the country, not on a farm	-	-	-	14.8	19.3	11.1	13.9	20.8	9.7	11.8	22.0	16.0	11.8	14.9	14.4	10.3	
3	In a small town	-	-	-	-	-	45.2	30.8	30.2	19.2	30.9	33.7	31.2	31.7	31.6	33.7	26.1	
4	In a large city	-	-	-	-	-	11.1	10.2	16.4	10.6	10.6	10.6	10.3	11.8	9.7	10.3	10.3	
5	In a large city	-	-	-	-	-	7.2	6.3	9.2	5.9	7.6	9.6	7.6	9.6	9.6	9.6	9.6	
6	In a large city	-	-	-	-	-	18.6	9.6	8.5	9.2	10.6	10.6	10.3	11.8	9.7	10.3	10.3	

MONITORING THE FUTURE

QUESTIONNAIRE FORM 1-6 2004	TOTAL	SEX		RACE		REGION				COLLEGE PLANS?		ILLICIT DRUG USE: LIFETIME				
		M	F	White	Black	NE	NC	S	W	Yes	No	None	Mari- juana Only	Few Pills	More Pills	Any Her- oin
<i>N (Weighted No. of Cases):</i> <i>% of Weighted Total:</i>	15222 100.0	6987 45.9	7357 48.3	10168 66.8	1606 10.6	3226 21.2	3977 26.1	5207 34.2	2813 18.5	11178 73.4	2934 19.3	7191 47.2	3347 22.0	1494 9.8	2476 16.3	219 1.4
These next questions ask for some background information about yourself.																
C01: In what year were you born?																
1. Before '82	0.2	0.2	0.1	*	0.7	0.2	*	0.2	0.1	0.1	0.3	0.1	0.1	0.1	0.3	1.6
2. 1982	*	*	*	*	*	*	-	0.1	*	*	0.1	*	*	-	0.1	0.3
3. 1983	0.2	0.2	0.2	*	0.3	0.2	0.1	0.3	0.3	0.2	0.3	0.2	0.2	0.2	-	0.7
4. 1984	1.8	2.2	1.4	1.1	3.2	1.6	1.4	2.7	0.9	1.2	3.9	1.7	1.5	2.1	2.0	3.1
5. 1985	33.4	38.6	28.4	34.8	31.5	26.5	42.0	33.1	29.7	31.7	39.8	33.4	33.4	32.0	34.3	36.9
6. 1986	63.3	58.1	68.3	63.2	62.5	70.3	55.8	62.3	67.8	65.6	55.1	63.5	63.4	64.1	62.5	55.9
7. 1987	1.0	0.6	1.5	0.8	1.6	1.0	0.8	1.2	1.2	1.2	0.6	1.0	1.3	1.4	0.7	1.2
8. After 1987	0.1	0.1	0.1	*	0.1	0.1	-	0.2	*	*	0.1	0.1	*	0.1	0.1	0.4
<i>Item 10 Subject R01</i>	<i>N 14696</i>	<i>6965</i>	<i>7352</i>	<i>10149</i>	<i>1600</i>	<i>3104</i>	<i>3843</i>	<i>5068</i>	<i>2681</i>	<i>11094</i>	<i>2906</i>	<i>7095</i>	<i>3260</i>	<i>1477</i>	<i>2409</i>	<i>218</i>
C02: In what month were you born?																
01. January	8.0	7.7	8.2	7.9	8.4	8.7	7.0	7.9	9.2	8.0	7.8	8.0	8.4	7.0	8.2	7.0
02. February	7.6	7.5	7.5	8.0	6.3	7.5	7.3	7.5	8.2	7.6	7.4	7.8	7.4	7.5	7.2	6.0
03. March	8.5	9.0	8.2	8.7	8.0	8.2	8.7	8.7	8.4	8.5	8.8	8.4	8.6	10.1	7.5	12.4
04. April	8.5	8.7	8.2	8.5	8.4	8.7	8.9	8.6	7.7	8.4	8.6	8.5	8.7	8.5	8.4	8.7
05. May	8.4	8.2	8.6	8.7	7.6	8.0	9.0	8.5	7.9	8.6	7.9	8.1	8.7	8.9	8.7	7.5
06. June	7.8	7.6	8.2	7.9	7.3	8.4	7.7	7.4	8.1	7.9	7.8	7.4	8.4	7.1	8.4	8.9
07. July	9.1	9.1	9.1	9.0	8.9	9.4	8.6	9.0	9.7	9.1	9.1	9.4	8.8	8.5	9.5	5.5
08. August	8.9	8.5	9.3	8.8	8.5	8.6	8.8	8.8	9.4	9.0	8.4	8.8	8.4	9.9	9.3	8.1
09. September	9.1	9.2	9.3	8.8	10.3	9.3	9.7	8.8	8.4	9.2	8.6	8.9	9.7	8.3	9.1	7.6
10. October	8.1	8.2	8.0	7.8	9.0	7.5	7.8	8.8	8.0	8.0	9.0	8.1	7.6	8.1	9.3	8.4
11. November	7.8	8.1	7.1	7.8	7.7	8.8	7.7	7.6	7.1	7.7	8.0	7.8	8.4	8.1	6.6	11.0
12. December	8.2	8.2	8.3	8.0	9.6	7.1	8.9	8.4	7.9	8.1	8.7	8.8	7.1	8.2	7.8	9.1
<i>Item 20 Subject R01</i>	<i>N 14643</i>	<i>6937</i>	<i>7341</i>	<i>10117</i>	<i>1598</i>	<i>3096</i>	<i>3838</i>	<i>5047</i>	<i>2662</i>	<i>11065</i>	<i>2894</i>	<i>7078</i>	<i>3249</i>	<i>1470</i>	<i>2400</i>	<i>211</i>
C03: What is your sex?																
1. Male	48.7	100.0	-	49.1	44.6	50.1	47.0	48.9	49.1	46.0	56.4	46.7	51.6	44.9	50.6	66.4
2. Female	51.3	-	100.0	50.9	55.4	49.9	53.0	51.1	50.9	54.0	43.6	53.3	48.4	55.1	49.4	33.6
<i>Item 30 Subject R01</i>	<i>N 14344</i>	<i>6987</i>	<i>7357</i>	<i>9940</i>	<i>1546</i>	<i>3031</i>	<i>3754</i>	<i>4935</i>	<i>2624</i>	<i>10865</i>	<i>2817</i>	<i>6921</i>	<i>3196</i>	<i>1456</i>	<i>2337</i>	<i>208</i>
C04: How do you describe yourself?																
2. Black or African American	11.1	10.0	11.9	-	100.0	7.2	8.0	20.2	2.9	11.0	9.8	12.7	15.8	4.7	3.3	6.7
3. Mexican American or Chicano	5.6	5.5	5.5	-	-	0.5	2.0	4.5	18.8	4.7	8.1	5.5	5.3	7.7	4.3	9.3
4. Cuban American	0.4	0.5	0.3	-	-	0.4	0.2	0.6	0.2	0.4	0.3	0.3	0.4	0.3	0.5	1.9
9. Puerto Rican	0.8	0.8	0.7	-	-	1.9	0.4	0.5	0.5	0.7	0.9	0.8	0.9	0.6	0.6	0.3
9. Other Latin American	2.1	2.1	2.2	-	-	3.0	0.4	2.2	3.6	2.0	2.2	2.2	1.9	2.5	2.0	0.6
5. Asian American	4.6	4.9	4.3	-	-	6.6	3.4	2.4	8.0	5.1	2.4	6.2	3.3	3.1	2.6	1.7
6. White (Caucasian)	70.5	71.0	70.4	100.0	-	75.8	81.4	65.7	57.5	71.2	71.6	67.0	68.8	76.4	81.5	68.3
1. American Indian (Native American Indian)	1.0	1.1	0.8	-	-	0.2	0.8	1.1	1.8	0.8	1.4	0.8	0.8	1.2	1.3	5.5
7. Other	4.0	4.0	4.0	-	-	4.4	3.5	2.8	6.5	4.1	3.3	4.5	2.8	3.6	3.9	5.8
<i>Item 40 Subject R01</i>	<i>N 14427</i>	<i>6871</i>	<i>7190</i>	<i>10168</i>	<i>1606</i>	<i>3053</i>	<i>3780</i>	<i>4991</i>	<i>2603</i>	<i>10900</i>	<i>2851</i>	<i>6989</i>	<i>3179</i>	<i>1461</i>	<i>2359</i>	<i>208</i>
C05: Where did you grow up mostly?																
1. On a farm	5.2	6.0	4.2	6.1	2.2	2.9	7.0	6.1	3.9	4.0	10.0	5.9	4.4	4.1	4.5	8.0
2. In the country, not on a farm	13.2	13.8	12.7	15.4	11.4	7.0	15.6	18.7	6.5	11.3	20.8	13.6	12.2	13.0	13.3	16.2
3. In a small city or town (under 50,000 people)	28.7	27.8	29.3	32.0	22.5	38.6	32.5	23.9	20.5	28.2	31.6	27.1	29.4	28.8	33.2	23.4
4. In a medium-sized city (50,000-100,000)	13.3	11.5	15.1	11.6	19.4	11.0	10.0	15.0	17.7	13.6	11.9	13.3	13.4	13.7	13.0	11.9
5. In a suburb of a medium-sized city	11.1	10.2	12.1	11.8	6.2	14.2	9.8	9.3	12.9	12.3	6.4	11.2	10.9	12.3	10.7	8.3
6. In a large city (100,000-500,000)	10.3	10.2	10.5	6.7	19.0	7.8	7.7	11.9	14.3	10.7	8.6	10.6	10.8	10.2	9.0	10.3
7. In a suburb of a large city	8.9	9.8	8.3	10.2	4.0	8.7	10.5	6.9	10.8	10.1	4.6	8.8	8.9	10.2	8.7	10.4
8. In a very large city (over 500,000)	5.0	5.8	4.2	2.2	12.4	5.1	3.0	5.2	7.1	5.0	4.2	5.0	5.6	4.4	3.7	5.4
9. In a suburb of a very large city	4.3	4.8	3.7	4.0	2.8	4.8	3.9	3.1	6.3	4.8	1.8	4.5	4.4	3.2	4.1	6.1
<i>Item 50 Subject R03</i>	<i>N 13584</i>	<i>6463</i>	<i>6724</i>	<i>9534</i>	<i>1429</i>	<i>2886</i>	<i>3638</i>	<i>4612</i>	<i>2448</i>	<i>10370</i>	<i>2623</i>	<i>6590</i>	<i>3019</i>	<i>1371</i>	<i>2206</i>	<i>181</i>
C06: What is your present marital status?																
1. Married	2.6	2.5	2.6	2.2	2.8	2.7	2.1	2.7	3.2	2.3	3.6	2.8	2.4	2.2	2.1	4.1
2. Engaged	5.1	3.8	6.2	4.9	4.6	4.2	4.7	6.6	3.9	3.8	9.7	4.1	4.9	6.2	6.7	18.2
3. Separated/divorced	1.0	1.1	0.7	0.7	1.7	0.9	0.9	1.0	1.2	0.7	1.9	0.8	0.8	0.8	1.5	5.1
4. Single	91.3	92.5	90.4	92.2	90.8	92.2	92.3	89.7	91.7	93.2	84.8	92.4	91.9	90.8	89.7	72.6
<i>Item 60 Subject D01, R01</i>	<i>N 14624</i>	<i>6892</i>	<i>7301</i>	<i>10085</i>	<i>1578</i>	<i>3096</i>	<i>3833</i>	<i>5036</i>	<i>2659</i>	<i>11083</i>	<i>2889</i>	<i>7058</i>	<i>3258</i>	<i>1476</i>	<i>2392</i>	<i>213</i>

* = less than .05 percent.

DESCRIPTIVE RESULTS: 2004

21

QUESTIONNAIRE FORM 1-6 2004	TOTAL	SEX		RACE		REGION				COLLEGE PLANS?		ILLICIT DRUG USE: LIFETIME				
		M	F	White	Black	NE	NC	S	W	Yes	No	None	Mari- juana Only	Few Pills	More Pills	Any Her- oin
<i>N (Weighted No. of Cases):</i>	15222	6987	7357	10168	1606	3226	3977	5207	2813	11178	2934	7191	3347	1494	2476	219
<i>% of Weighted Total:</i>	100.0	45.9	48.3	66.8	10.6	21.2	26.1	34.2	18.5	73.4	19.3	47.2	22.0	9.8	16.3	1.4
C07: How many brothers and sisters do you have? (Include step-brothers and sisters and half-brothers and sisters.)																
C07A: Older brothers and sisters																
0. None	32.1	33.5	30.8	33.6	23.1	33.1	30.8	32.0	33.0	33.2	29.3	34.9	30.2	30.8	28.4	26.7
1. One	34.4	34.2	34.7	36.5	26.1	36.3	33.4	34.5	33.7	34.7	33.1	34.1	34.1	34.3	36.0	31.4
2. Two	17.2	17.6	16.9	16.9	18.3	17.0	18.3	17.0	16.5	16.8	18.5	16.0	17.2	19.5	19.4	21.3
3. Three	8.0	7.4	8.6	7.2	12.8	7.3	9.6	7.3	7.7	7.9	8.3	7.4	9.2	8.7	7.6	7.5
4. Four	3.7	3.5	4.0	2.9	7.3	2.5	3.3	4.2	4.7	3.5	4.3	3.6	3.9	3.2	3.6	5.6
5. Five	1.6	1.4	1.7	1.2	3.2	1.1	1.7	1.8	1.8	1.3	2.7	1.4	2.1	1.3	1.9	1.8
6. Six or more	2.9	2.4	3.3	1.7	9.3	2.6	2.9	3.3	2.6	2.5	3.9	2.7	3.3	2.1	3.0	5.8
<i>Item 75 Subject R02</i>	<i>N 13819</i>	<i>6484</i>	<i>6929</i>	<i>9508</i>	<i>1501</i>	<i>2875</i>	<i>3657</i>	<i>4788</i>	<i>2498</i>	<i>10492</i>	<i>2731</i>	<i>6664</i>	<i>3078</i>	<i>1383</i>	<i>2272</i>	<i>201</i>
C07B: Younger brothers and sisters																
0. None	33.8	34.6	32.9	36.4	24.3	33.0	35.0	33.7	33.4	34.7	32.3	32.9	35.1	32.6	36.2	33.1
1. One	35.4	35.9	35.3	37.0	29.2	38.2	34.9	34.8	34.3	35.8	33.3	36.3	34.4	35.9	34.7	28.3
2. Two	16.3	16.5	16.0	15.6	16.8	15.5	17.0	15.8	17.2	16.0	17.3	16.6	16.2	16.3	15.9	18.8
3. Three	7.8	7.8	8.0	6.6	12.4	7.9	6.7	8.1	8.5	7.5	8.3	7.4	8.0	8.5	7.4	7.9
4. Four	3.3	2.5	4.1	2.5	7.3	2.5	3.2	3.8	3.6	3.1	4.2	3.7	2.7	3.9	2.6	3.0
5. Five	1.5	1.1	1.9	0.9	4.9	1.3	1.5	1.7	1.2	1.3	1.8	1.5	1.3	1.6	1.4	3.7
6. Six or more	1.8	1.7	1.8	1.0	5.2	1.7	1.7	2.0	1.8	1.5	2.8	1.5	2.3	1.2	1.8	5.2
<i>Item 76 Subject R02</i>	<i>N 13604</i>	<i>6398</i>	<i>6823</i>	<i>9404</i>	<i>1436</i>	<i>2861</i>	<i>3578</i>	<i>4661</i>	<i>2504</i>	<i>10353</i>	<i>2696</i>	<i>6587</i>	<i>3029</i>	<i>1387</i>	<i>2210</i>	<i>190</i>
C07C: Which of the following people live in the same household with you? (Mark ALL that apply.)																
A. I live alone	1.2	1.7	0.7	0.9	1.4	1.3	1.3	1.1	1.2	0.7	2.8	0.7	0.8	1.1	2.4	6.8
B. Father (or male guardian)	73.8	75.3	73.0	79.2	43.2	76.2	76.6	69.5	75.0	75.8	68.4	77.5	71.1	73.0	69.7	63.6
C. Mother (or female guardian)	89.7	88.9	90.7	91.2	84.3	90.8	90.5	88.4	89.6	91.9	82.8	92.1	89.1	88.4	85.9	78.6
D. Brother(s) and/or sister(s)	66.7	64.8	68.9	66.9	59.8	72.6	65.1	63.3	68.8	68.5	61.2	70.4	64.9	66.2	60.9	54.6
E. Grandparent(s)	5.9	5.8	6.0	4.6	9.7	7.3	3.8	6.9	5.6	5.8	6.5	5.6	6.2	5.7	6.3	10.0
F. My husband/wife	0.9	0.6	0.9	0.7	1.2	0.9	0.5	1.1	0.7	0.6	1.9	0.6	1.2	0.6	0.9	4.0
G. My children	1.3	0.7	1.8	0.9	2.9	1.0	1.0	2.0	0.8	0.9	2.7	1.0	1.3	1.3	1.6	4.1
H. Other relative(s)	5.7	5.0	6.3	3.5	11.4	6.0	4.0	7.0	5.4	5.1	7.2	5.3	5.9	6.3	6.1	7.0
I. Non-relative(s)	4.0	2.9	4.9	4.0	2.4	4.0	3.6	3.8	4.9	3.3	6.7	2.8	3.6	5.8	6.7	7.1
<i>Item 80-160 Subject R03</i>	<i>N 14644</i>	<i>6891</i>	<i>7326</i>	<i>10110</i>	<i>1578</i>	<i>3100</i>	<i>3838</i>	<i>5048</i>	<i>2659</i>	<i>11124</i>	<i>2890</i>	<i>7074</i>	<i>3256</i>	<i>1473</i>	<i>2399</i>	<i>214</i>
The next three questions ask about your parents. If you were raised mostly by foster parents, step-parents, or others, answer for them. For example, if you have both a step-father and a natural father, answer for the one that was most important in raising you.																
C08: What is the highest level of schooling your father completed?																
1. Completed grade school or less	3.2	2.8	3.5	1.4	2.9	2.2	1.3	3.8	6.2	2.6	5.2	3.3	2.6	3.0	3.7	5.1
2. Some high school	9.7	9.0	10.0	8.5	11.9	7.7	9.0	11.7	8.9	7.3	17.8	8.8	9.3	10.9	10.8	16.3
3. Completed high school	28.2	27.5	28.7	29.4	35.1	29.2	30.3	30.3	19.9	26.3	35.9	26.5	29.7	30.3	29.7	29.9
4. Some college	15.8	16.0	15.8	16.9	14.6	13.7	16.3	15.8	17.4	16.6	12.8	15.1	16.2	15.7	17.9	12.2
5. Completed college	22.6	24.4	21.3	25.6	15.5	25.7	24.7	19.8	21.4	25.5	12.7	24.3	22.1	21.2	20.7	13.6
6. Graduate or professional school after college	13.7	13.7	13.7	14.6	5.0	15.2	12.9	10.7	18.5	16.2	4.3	14.8	13.3	13.2	11.5	14.0
7. Don't know, or does not apply	6.9	6.7	6.9	3.6	15.0	6.4	5.4	7.9	7.6	5.5	11.3	7.2	6.8	5.7	5.8	8.9
<i>Item 310 Subject R02</i>	<i>N 14614</i>	<i>6876</i>	<i>7299</i>	<i>10097</i>	<i>1564</i>	<i>3077</i>	<i>3835</i>	<i>5050</i>	<i>2652</i>	<i>11123</i>	<i>2899</i>	<i>7056</i>	<i>3248</i>	<i>1471</i>	<i>2395</i>	<i>214</i>
C09: What is the highest level of schooling your mother completed?																
1. Completed grade school or less	2.8	2.6	2.9	0.9	2.3	1.9	1.4	2.6	6.3	2.2	4.2	2.8	2.2	3.7	2.5	5.8
2. Some high school	7.5	6.7	8.1	5.3	10.4	6.1	5.3	9.4	8.8	6.0	12.3	7.0	8.1	8.8	6.7	7.6
3. Completed high school	28.4	27.8	28.9	30.0	30.7	29.3	31.5	29.9	20.3	26.1	37.7	28.4	28.2	25.9	30.8	26.0
4. Some college	19.0	18.2	19.8	19.5	23.1	16.5	19.1	19.1	21.6	19.8	16.0	17.9	19.8	19.1	21.4	20.6
5. Completed college	26.1	27.9	24.7	29.3	20.4	28.5	28.3	24.0	24.2	28.8	17.2	27.4	25.1	27.6	24.4	17.0
6. Graduate or professional school after college	12.0	11.9	12.1	12.9	8.1	13.6	10.8	11.0	13.7	13.9	5.2	11.8	13.2	11.5	10.8	18.2
7. Don't know, or does not apply	4.2	4.8	3.5	2.1	5.1	4.1	3.7	4.1	5.1	3.1	7.4	4.7	3.5	3.4	3.5	4.9
<i>Item 320 Subject R02</i>	<i>N 14629</i>	<i>6883</i>	<i>7306</i>	<i>10098</i>	<i>1568</i>	<i>3086</i>	<i>3835</i>	<i>5054</i>	<i>2655</i>	<i>11131</i>	<i>2908</i>	<i>7059</i>	<i>3253</i>	<i>1473</i>	<i>2396</i>	<i>215</i>

MONITORING THE FUTURE

QUESTIONNAIRE FORM 1-6 2004	TOTAL	SEX		RACE		REGION				COLLEGE PLANS?		ILLICIT DRUG USE: LIFETIME				
		M	F	White	Black	NE	NC	S	W	Yes	No	None	Mari- juana Only	Few Pills	More Pills	Any Her- oin
<i>N (Weighted No. of Cases):</i>	15222	6987	7357	10168	1606	3226	3977	5207	2813	11178	2934	7191	3347	1494	2476	219
<i>% of Weighted Total:</i>	100.0	45.9	48.3	66.8	10.6	21.2	26.1	34.2	18.5	73.4	19.3	47.2	22.0	9.8	16.3	1.4
C10: Did your mother have a paid job (half-time or more) during the time you were growing up?																
1. No	15.3	16.0	14.5	14.8	8.8	15.1	14.1	15.2	17.7	15.5	14.3	17.7	12.2	13.5	13.3	16.2
2. Yes, some of the time when I was growing up	20.6	20.9	20.3	21.5	12.7	21.9	20.5	18.7	22.7	21.0	19.6	21.4	19.7	21.0	19.4	17.7
3. Yes, most of the time	17.5	18.2	17.0	17.3	18.3	18.1	16.7	17.6	18.0	17.2	18.8	16.8	17.5	18.9	18.6	19.6
4. Yes, all or nearly all of the time	46.5	45.0	48.2	46.5	60.2	44.9	48.7	48.5	41.5	46.3	47.4	44.1	50.7	46.6	48.6	46.5
<i>Item 330 Subject R02</i>	<i>N 14565</i>	<i>6850</i>	<i>7282</i>	<i>10079</i>	<i>1549</i>	<i>3065</i>	<i>3821</i>	<i>5033</i>	<i>2646</i>	<i>11116</i>	<i>2894</i>	<i>7029</i>	<i>3239</i>	<i>1469</i>	<i>2387</i>	<i>212</i>
C11: How would you describe your political preference?																
1. Strongly Republican	10.1	12.5	7.9	12.6	2.8	7.5	10.6	11.9	9.2	10.2	9.2	11.7	8.8	8.8	7.8	11.4
2. Mildly Republican	13.1	13.7	12.6	15.9	3.3	10.0	15.0	13.9	12.4	14.2	9.3	14.2	11.9	13.2	12.2	6.0
3. Mildly Democrat	13.1	13.0	13.1	12.5	15.3	13.8	13.7	11.7	13.9	14.3	8.9	13.0	13.5	11.9	13.6	13.6
4. Strongly Democrat	11.4	10.4	12.2	8.1	34.6	10.8	10.8	12.5	10.7	11.8	9.4	11.5	13.0	10.0	9.5	11.0
5. Independent	9.7	10.6	9.1	10.1	6.0	10.8	8.9	9.0	11.1	9.7	10.0	8.9	9.3	11.1	11.9	15.0
6. No preference	14.7	16.9	12.8	15.0	10.1	15.2	16.4	13.7	13.6	13.9	18.4	13.6	14.9	15.9	16.5	18.8
7. Other	1.6	2.1	1.1	1.5	1.0	1.7	1.2	1.7	1.9	1.4	2.4	1.3	1.0	1.9	2.6	5.1
8. Don't know, haven't decided	26.3	20.6	31.2	24.4	27.0	30.1	23.5	25.6	27.3	24.4	32.5	25.9	27.7	27.3	25.9	19.0
<i>Item 340 Subject H01</i>	<i>N 14060</i>	<i>6623</i>	<i>7054</i>	<i>9888</i>	<i>1391</i>	<i>2972</i>	<i>3704</i>	<i>4814</i>	<i>2569</i>	<i>10804</i>	<i>2770</i>	<i>6809</i>	<i>3125</i>	<i>1418</i>	<i>2318</i>	<i>197</i>
C12: How would you describe your political beliefs?																
1. Very conservative	4.6	5.6	3.6	4.5	6.6	3.6	4.4	5.7	3.9	4.6	3.8	5.4	3.6	3.4	3.6	7.0
2. Conservative	12.5	14.7	10.4	14.0	10.1	9.0	13.4	14.2	11.9	13.5	8.9	15.2	11.0	10.4	8.5	5.1
3. Moderate	25.0	25.6	24.6	25.8	25.3	21.4	26.4	26.7	24.1	26.1	21.5	26.5	24.6	24.3	23.2	15.9
4. Liberal	14.8	14.2	15.5	14.7	12.8	17.4	15.8	11.5	16.5	16.0	10.2	13.2	16.2	16.1	16.7	16.1
5. Very liberal	4.8	4.8	4.7	5.0	2.6	5.5	4.6	3.4	7.1	5.2	3.2	3.6	4.8	6.2	7.4	9.1
6. Radical	2.5	3.9	1.1	2.4	2.0	2.7	2.4	2.4	2.4	2.2	3.7	1.5	2.2	2.7	4.2	13.7
8. None of the above, or don't know	35.9	31.2	40.1	33.5	40.5	40.4	33.0	36.2	34.2	32.4	48.6	34.6	37.7	36.9	36.5	33.2
<i>Item 350 Subject H01</i>	<i>N 14473</i>	<i>6811</i>	<i>7248</i>	<i>10023</i>	<i>1531</i>	<i>3040</i>	<i>3813</i>	<i>4988</i>	<i>2633</i>	<i>11068</i>	<i>2884</i>	<i>7000</i>	<i>3217</i>	<i>1463</i>	<i>2370</i>	<i>210</i>
C13: The next three questions are about religion.																
C13A: What is your religious preference? (NOTE: This question was omitted in the questionnaires administered in California, beginning in 1997, due to state requirements.)																
01. Baptist	20.0	18.2	21.8	17.7	50.5	5.6	12.4	38.2	8.0	19.0	23.6	21.5	19.8	17.5	17.0	14.1
02. Methodist	4.8	4.7	5.0	5.6	5.0	3.6	4.5	6.7	1.9	5.1	4.3	5.4	4.7	4.5	3.8	3.7
03. Lutheran	5.0	4.8	5.2	6.4	0.6	3.2	8.5	3.0	6.4	5.1	4.9	5.1	5.4	4.9	4.6	3.2
04. Presbyterian	2.4	2.4	2.6	2.8	0.8	2.2	2.5	2.2	3.5	2.8	1.6	2.5	2.3	2.7	2.3	2.8
05. Episcopal	1.2	0.9	1.3	1.2	2.2	0.8	0.5	1.8	1.4	1.3	0.8	1.0	1.2	1.2	1.6	1.1
06. United Church of Christ	0.8	0.8	0.8	0.8	1.1	1.5	0.8	0.3	0.9	0.8	0.8	0.8	0.8	1.1	0.6	1.0
07. Churches of Christ	4.2	4.2	4.2	3.9	7.3	3.3	4.8	4.0	5.6	4.0	5.2	4.6	4.4	3.4	3.3	2.6
08. Disciples of Christ	0.4	0.4	0.4	0.3	0.6	0.3	0.3	0.5	0.5	0.4	0.2	0.3	0.6	0.2	0.4	-
09. Other Protestant Christian	4.6	4.8	4.5	5.1	3.3	4.5	4.7	4.0	6.5	4.8	3.6	5.5	3.3	5.7	3.5	0.7
10. Roman Catholic	23.7	23.3	24.1	25.0	4.6	34.1	28.5	13.8	23.6	25.2	18.2	22.5	26.5	24.7	24.4	15.8
11. Eastern Orthodox	0.7	0.6	0.8	0.7	*	0.9	1.0	0.5	0.2	0.8	0.1	0.8	0.6	0.7	0.4	1.2
12. Latter Day Saints	0.7	0.7	0.7	0.7	0.1	0.4	0.4	0.4	3.4	0.8	0.3	1.0	0.3	0.6	0.6	-
13. Unitarian Universalist	0.1	0.2	0.1	0.2	-	0.2	0.1	0.1	0.2	0.1	0.3	0.1	0.1	0.4	0.2	0.3
14. Jewish	2.6	2.6	2.6	3.0	0.4	7.7	1.2	1.2	0.4	3.0	0.9	2.5	3.3	2.2	1.9	4.8
15. Muslim/Moslem	0.6	0.7	0.6	0.1	0.7	1.2	0.6	0.4	0.2	0.7	0.3	0.8	0.6	0.2	0.4	-
16. Buddhist	1.3	1.5	1.1	0.5	0.1	2.4	1.0	0.7	1.6	1.3	1.2	1.4	1.0	1.1	1.2	4.1
17. Other Religion	7.9	7.1	8.7	6.2	9.7	5.9	8.1	8.3	9.8	7.4	9.9	8.3	6.6	8.3	7.7	13.4
18. None	18.9	22.1	15.5	19.7	13.0	22.2	20.1	13.8	26.0	17.5	23.9	15.9	18.6	20.4	26.0	31.2
<i>Item 360 Subject G</i>	<i>N 13243</i>	<i>6244</i>	<i>6603</i>	<i>9488</i>	<i>1470</i>	<i>3001</i>	<i>3778</i>	<i>4951</i>	<i>1514</i>	<i>10078</i>	<i>2706</i>	<i>6364</i>	<i>2967</i>	<i>1338</i>	<i>2178</i>	<i>193</i>
C13B: How often do you attend religious services? (NOTE: This question was omitted in the questionnaires administered in California, beginning in 1997, due to state requirements.)																
1. Never	18.0	20.5	15.3	19.5	9.2	24.4	17.0	13.3	23.6	15.9	25.3	15.1	18.8	18.6	23.3	37.2
2. Rarely	34.1	34.3	33.8	34.3	31.1	41.7	34.0	29.7	33.1	33.2	36.6	28.0	39.3	38.3	42.7	28.8
3. Once or twice a month	15.6	15.2	16.2	15.1	17.9	13.1	16.5	16.7	15.1	15.8	15.7	14.3	17.2	17.4	16.6	12.7
4. About once a week or more	32.3	30.1	34.6	31.1	41.8	20.7	32.6	40.3	28.1	35.1	22.5	42.6	24.7	25.7	17.4	21.3
<i>Item 370 Subject G</i>	<i>N 13425</i>	<i>6314</i>	<i>6699</i>	<i>9599</i>	<i>1496</i>	<i>3050</i>	<i>3814</i>	<i>5021</i>	<i>1539</i>	<i>10202</i>	<i>2754</i>	<i>6460</i>	<i>3009</i>	<i>1357</i>	<i>2200</i>	<i>196</i>

*=less than .05 percent.

QUESTIONNAIRE FORM 1-6 2004	TOTAL	SEX		RACE		REGION				COLLEGE PLANS?		ILLCIT DRUG USE: LIFETIME				
		M	F	White	Black	NE	NC	S	W	Yes	No	None	Mari- juana Only	Few Pills	More Pills	Any Her- oin
<i>N (Weighted No. of Cases):</i>	15222	6987	7357	10168	1606	3226	3977	5207	2813	11178	2934	7191	3347	1494	2476	219
<i>% of Weighted Total:</i>	100.0	45.9	48.3	66.8	10.6	21.2	26.1	34.2	18.5	73.4	19.3	47.2	22.0	9.8	16.3	1.4
C13C: How important is religion in your life? (NOTE: This question was omitted in the questionnaires administered in California, beginning in 1997, due to state requirements.)																
1. Not important	17.2	21.1	13.3	19.5	5.4	24.9	17.6	10.8	21.9	16.0	21.8	13.2	17.1	19.7	25.7	38.0
2. A little important	24.9	25.9	23.9	27.3	15.1	30.2	28.0	18.6	27.7	23.8	28.9	20.8	29.8	27.4	29.5	23.4
3. Pretty important	27.4	26.7	28.2	26.8	25.6	26.4	27.5	28.8	24.9	27.9	25.7	26.8	29.5	29.0	26.6	21.4
4. Very important	30.4	26.3	34.6	26.4	53.9	18.5	26.9	41.8	25.5	32.3	23.6	39.2	23.6	24.0	18.2	17.2
<i>Item 380 Subject G</i>	<i>N 13408</i>	<i>6307</i>	<i>6687</i>	<i>9586</i>	<i>1498</i>	<i>3045</i>	<i>3812</i>	<i>5017</i>	<i>1535</i>	<i>10198</i>	<i>2747</i>	<i>6447</i>	<i>3004</i>	<i>1357</i>	<i>2200</i>	<i>195</i>
C14: When are you most likely to graduate from high school?																
1. By this June	97.9	97.3	98.7	98.8	96.3	97.8	98.7	97.6	97.5	98.8	95.0	98.5	98.1	98.3	97.2	87.5
2. July to January	1.4	1.7	1.0	0.8	2.8	1.5	0.9	1.6	1.7	0.9	3.2	1.0	1.5	1.4	1.8	3.1
3. After next January	-	-	-	-	-	-	-	-	-	-	-	-	-	-	-	-
6. Don't expect to graduate	0.7	1.0	0.2	0.4	0.9	0.8	0.4	0.8	0.7	0.3	1.8	0.5	0.4	0.3	1.0	9.4
<i>Item 390 Subject B01</i>	<i>N 14526</i>	<i>6820</i>	<i>7253</i>	<i>10028</i>	<i>1541</i>	<i>3068</i>	<i>3808</i>	<i>5005</i>	<i>2645</i>	<i>11155</i>	<i>2922</i>	<i>7006</i>	<i>3245</i>	<i>1463</i>	<i>2377</i>	<i>210</i>
C15: Which of the following best describes your present high school program?																
1. Academic or college prep	54.1	51.5	57.2	57.1	49.0	60.6	53.6	52.2	51.0	62.8	22.6	59.2	52.0	50.6	48.0	31.8
2. General	31.6	31.9	31.0	30.4	33.2	27.8	32.8	30.7	35.9	28.2	44.3	27.3	34.3	35.0	37.0	42.6
3. Vocational, technical, or commercial	5.8	7.5	4.0	6.2	5.7	4.2	6.5	7.6	3.1	2.8	16.7	5.3	5.2	6.6	6.7	10.6
4. Other, or don't know	8.5	9.1	7.8	6.3	12.2	7.4	7.1	9.5	10.0	6.2	16.4	8.2	8.5	7.8	8.3	15.0
<i>Item 400 Subject B01</i>	<i>N 14458</i>	<i>6795</i>	<i>7218</i>	<i>10006</i>	<i>1533</i>	<i>3033</i>	<i>3804</i>	<i>4992</i>	<i>2629</i>	<i>11122</i>	<i>2902</i>	<i>6984</i>	<i>3226</i>	<i>1458</i>	<i>2365</i>	<i>205</i>
C16: Compared with others your age throughout the country, how do you rate yourself on school ability?																
1. Far below average	1.2	1.8	0.5	1.0	1.9	1.0	0.8	1.5	1.3	0.5	3.4	1.1	0.7	1.0	1.5	2.5
2. Below average	1.9	2.7	1.1	1.7	2.1	1.6	1.9	2.1	2.2	1.1	4.8	1.4	1.6	2.8	3.1	4.1
3. Slightly below average	4.6	4.9	4.2	4.2	5.5	3.9	5.0	4.4	5.0	3.2	9.8	3.5	5.1	5.8	6.0	4.0
4. Average	34.3	31.6	36.6	31.4	42.6	32.8	32.8	36.8	33.5	29.4	51.8	30.2	39.6	36.4	36.5	42.3
5. Slightly above average	23.4	22.1	24.8	24.1	23.5	24.8	22.7	23.3	23.0	25.3	17.1	23.3	23.3	24.5	24.4	15.0
6. Above average	27.6	28.3	27.4	30.3	19.5	28.0	29.3	25.7	28.4	32.5	10.1	32.1	24.4	24.3	22.6	18.8
7. Far above average	7.0	8.5	5.5	7.3	4.9	7.9	7.5	6.2	6.7	8.1	3.0	8.4	5.3	5.1	5.9	13.3
<i>Item 410 Subject B01</i>	<i>N 14424</i>	<i>6773</i>	<i>7204</i>	<i>9975</i>	<i>1522</i>	<i>3026</i>	<i>3792</i>	<i>4984</i>	<i>2621</i>	<i>11115</i>	<i>2906</i>	<i>6962</i>	<i>3220</i>	<i>1459</i>	<i>2362</i>	<i>205</i>
C17: How intelligent do you think you are compared with others your age?																
1. Far below average	1.1	1.4	0.6	0.8	2.0	1.0	0.9	1.5	0.9	0.4	3.4	1.0	0.9	0.8	1.2	3.0
2. Below average	1.6	1.7	1.4	1.5	0.8	1.3	1.8	1.4	1.7	0.9	3.5	1.1	1.6	2.2	2.1	3.9
3. Slightly below average	4.2	3.9	4.6	4.0	3.5	3.1	4.9	4.2	4.8	2.9	9.2	3.7	4.5	5.2	5.1	4.6
4. Average	33.1	28.8	36.7	31.2	37.5	32.5	32.4	35.3	30.5	29.0	48.6	30.4	36.9	33.6	34.5	31.1
5. Slightly above average	24.3	22.2	26.4	24.9	24.7	24.3	23.9	24.0	25.3	26.1	17.7	24.1	24.3	25.9	25.1	15.9
6. Above average	27.8	31.1	25.1	29.6	24.4	28.7	28.6	25.8	29.2	31.8	12.9	30.8	26.3	24.7	24.1	24.5
7. Far above average	8.0	10.9	5.2	7.8	7.1	9.1	7.7	7.8	7.5	8.9	4.7	8.9	5.6	7.6	8.0	17.0
<i>Item 420 Subject B01</i>	<i>N 14439</i>	<i>6768</i>	<i>7221</i>	<i>9981</i>	<i>1534</i>	<i>3033</i>	<i>3797</i>	<i>4991</i>	<i>2617</i>	<i>11135</i>	<i>2905</i>	<i>6972</i>	<i>3225</i>	<i>1458</i>	<i>2367</i>	<i>204</i>
C18: During the LAST FOUR WEEKS, how many whole days of school have you missed . . .																
C18A: Because of illness																
1. None	59.7	66.5	53.8	60.5	59.8	60.9	59.2	59.4	59.4	61.2	54.4	65.6	59.9	52.2	48.2	45.8
2. 1 day	17.0	14.5	19.4	17.6	13.0	16.7	18.0	16.7	16.2	17.0	16.9	15.9	16.5	19.7	19.8	15.0
3. 2 days	10.5	9.0	11.7	10.4	10.5	9.6	10.9	10.6	11.0	10.1	11.8	8.6	10.3	14.1	13.7	13.1
4. 3 days	6.1	4.9	7.1	5.3	9.4	5.4	5.4	6.9	6.0	5.6	7.8	4.9	6.7	6.8	7.6	10.0
5. 4 to 5 days	4.3	3.4	5.1	4.0	4.7	4.8	4.1	4.4	4.0	3.9	6.0	3.3	4.3	4.7	6.9	6.5
6. 6 to 10 days	1.4	0.8	1.8	1.2	1.2	1.2	1.3	1.1	2.4	1.3	1.8	1.0	1.4	1.4	2.2	4.2
7. 11 or more	1.0	0.9	1.1	0.9	1.4	1.4	1.2	0.8	0.8	1.0	1.4	0.7	1.0	1.1	1.6	5.5
<i>Item 430 Subject B06</i>	<i>N 14266</i>	<i>6685</i>	<i>7134</i>	<i>9878</i>	<i>1503</i>	<i>2999</i>	<i>3745</i>	<i>4950</i>	<i>2573</i>	<i>11027</i>	<i>2871</i>	<i>6904</i>	<i>3178</i>	<i>1444</i>	<i>2327</i>	<i>201</i>

QUESTIONNAIRE FORM 1-6 2004	TOTAL	SEX		RACE		REGION				COLLEGE PLANS?		ILLICIT DRUG USE: LIFETIME				
		M	F	White	Black	NE	NC	S	W	Yes	No	None	Mari- juana Only	Few Pills	More Pills	Any Her- oin
<i>N (Weighted No. of Cases):</i>	15222	6987	7357	10168	1606	3226	3977	5207	2813	11178	2934	7191	3347	1494	2476	219
<i>% of Weighted Total:</i>	100.0	45.9	48.3	66.8	10.6	21.2	26.1	34.2	18.5	73.4	19.3	47.2	22.0	9.8	16.3	1.4
C18B: Because you skipped or "cut"																
1. None	69.0	67.9	70.3	69.8	69.9	70.6	74.5	67.4	62.0	71.2	61.0	79.9	65.1	60.6	49.5	40.4
2. 1 day	12.8	13.1	12.4	13.2	10.2	12.7	10.9	13.1	15.2	12.6	13.5	10.0	13.8	17.9	16.7	13.6
3. 2 days	7.1	7.1	7.0	6.8	7.6	5.6	6.2	8.0	8.2	6.7	8.7	4.9	7.9	7.9	11.6	10.1
4. 3 days	4.6	4.7	4.5	4.5	4.6	4.5	3.4	4.9	5.8	3.9	7.1	2.5	5.4	5.5	8.9	7.8
5. 4 to 5 days	3.6	3.9	3.4	3.4	4.1	3.4	2.9	3.6	5.0	3.4	4.4	1.5	4.4	5.1	7.1	9.7
6. 6 to 10 days	1.5	1.5	1.4	1.4	1.6	1.5	1.1	1.5	2.1	1.3	2.3	0.5	1.8	1.6	3.3	6.2
7. 11 or more	1.4	1.7	1.0	1.0	2.0	1.7	0.9	1.6	1.7	1.0	3.1	0.6	1.5	1.4	2.9	12.3
<i>Item 440 Subject B06</i>	<i>N 14005</i>	<i>6586</i>	<i>6987</i>	<i>9712</i>	<i>1470</i>	<i>2945</i>	<i>3685</i>	<i>4840</i>	<i>2536</i>	<i>10852</i>	<i>2806</i>	<i>6762</i>	<i>3129</i>	<i>1427</i>	<i>2283</i>	<i>201</i>
C18C: For other reasons																
1. None	55.3	59.8	51.1	55.5	55.5	56.3	54.8	57.9	50.1	55.0	56.3	57.3	54.6	53.5	52.6	48.6
2. 1 day	20.3	18.4	22.2	20.9	16.7	19.6	21.2	20.1	20.1	20.7	19.3	20.5	20.3	19.9	20.3	17.7
3. 2 days	11.1	9.7	12.6	11.3	12.3	10.6	11.8	10.3	12.4	11.3	10.7	10.6	11.9	12.8	11.3	6.9
4. 3 days	6.0	5.6	6.4	5.5	7.3	5.8	5.3	5.5	8.1	6.0	5.9	5.6	5.9	6.5	6.5	8.4
5. 4 to 5 days	4.3	3.9	4.7	4.3	4.1	4.4	4.3	3.5	5.9	4.5	3.8	3.9	4.4	4.7	4.8	3.9
6. 6 to 10 days	1.6	1.2	1.9	1.5	2.2	1.6	1.6	1.4	2.0	1.5	1.9	1.2	1.8	1.6	2.4	4.6
7. 11 or more	1.3	1.4	1.1	0.9	2.0	1.6	1.0	1.3	1.5	1.0	2.1	0.8	1.2	1.0	2.0	9.9
<i>Item 450 Subject B06</i>	<i>N 14085</i>	<i>6583</i>	<i>7069</i>	<i>9756</i>	<i>1482</i>	<i>2963</i>	<i>3707</i>	<i>4869</i>	<i>2547</i>	<i>10916</i>	<i>2829</i>	<i>6845</i>	<i>3133</i>	<i>1427</i>	<i>2280</i>	<i>199</i>
C19: During the last four weeks, how often have you gone to school, but skipped a class when you weren't supposed to?																
1. Not at all	65.7	64.0	67.7	68.9	58.4	63.3	71.2	68.9	54.5	66.7	62.7	76.9	60.0	55.4	49.4	44.8
2. 1 or 2 times	20.0	20.3	19.6	18.5	23.1	21.0	17.1	18.3	26.1	20.0	19.5	15.4	23.4	26.6	24.9	17.8
3. 3-5 times	8.4	8.6	8.1	7.4	11.6	8.9	6.7	7.7	11.5	7.8	10.2	5.3	9.6	10.7	13.6	15.4
4. 6-10 times	3.2	3.7	2.5	2.9	3.0	3.4	2.5	2.5	5.1	3.0	3.8	1.2	3.7	5.0	6.5	8.3
5. 11-20 times	1.4	1.6	1.2	1.3	1.7	1.9	1.3	1.2	1.5	1.4	1.5	0.6	1.8	0.9	2.9	7.6
6. More than 20 times	1.4	1.8	0.9	1.0	2.2	1.6	1.3	1.3	1.2	1.0	2.3	0.7	1.4	1.4	2.7	6.1
<i>Item 460 Subject B06</i>	<i>N 14425</i>	<i>6756</i>	<i>7221</i>	<i>9982</i>	<i>1520</i>	<i>3023</i>	<i>3786</i>	<i>4998</i>	<i>2618</i>	<i>11155</i>	<i>2916</i>	<i>6977</i>	<i>3213</i>	<i>1452</i>	<i>2365</i>	<i>206</i>
C20: Which of the following best describes your average grade so far in high school?																
9. A (93-100)	16.4	13.4	19.2	18.3	8.0	16.3	18.7	16.7	12.8	19.3	5.8	22.5	12.3	10.3	8.9	11.3
8. A- (90-92)	17.2	14.4	20.1	18.8	10.4	16.6	17.9	17.3	16.6	19.4	9.4	20.1	14.0	16.8	14.4	14.4
7. B+ (87-89)	17.7	17.2	18.1	18.3	16.5	19.4	16.6	17.8	17.2	19.1	12.9	18.4	17.0	18.0	16.9	13.1
6. B (83-86)	18.2	18.8	17.5	18.0	19.8	17.2	17.6	18.9	19.0	18.1	18.6	16.3	20.5	19.9	20.4	16.1
5. B- (80-82)	12.0	13.4	10.7	11.1	15.0	12.2	11.8	11.9	12.0	10.7	16.3	10.0	13.0	14.8	14.2	12.1
4. C+ (77-79)	9.1	10.6	7.5	7.7	14.0	8.7	8.6	8.9	10.5	7.3	15.0	6.7	11.6	10.4	10.7	11.0
3. C (73-76)	5.8	7.0	4.5	5.0	9.0	5.2	5.9	5.1	7.6	3.9	12.4	3.7	7.4	6.0	8.9	11.9
2. C- (70-72)	2.5	3.3	1.6	1.9	5.0	2.7	2.0	2.4	3.0	1.5	6.2	1.7	3.0	2.3	3.9	4.5
1. D (69 or below)	1.2	1.7	0.6	0.9	2.4	1.7	0.9	1.0	1.2	0.6	3.3	0.7	1.2	1.6	1.7	5.9
<i>Item 470 Subject B01</i>	<i>N 14407</i>	<i>6754</i>	<i>7205</i>	<i>9971</i>	<i>1521</i>	<i>3017</i>	<i>3789</i>	<i>4994</i>	<i>2607</i>	<i>11128</i>	<i>2912</i>	<i>6967</i>	<i>3210</i>	<i>1449</i>	<i>2356</i>	<i>209</i>
C21: How likely is it that you will do each of the following things after high school?																
C21A: Attend a technical or vocational school																
1. Definitely won't	54.4	49.0	59.9	56.9	47.2	67.2	54.7	48.9	50.2	61.9	26.8	56.7	55.6	51.8	50.0	39.9
2. Probably won't	23.0	25.4	21.0	22.8	23.0	18.4	22.1	24.1	27.6	23.6	21.3	23.3	22.8	21.1	24.4	24.3
3. Probably will	13.7	16.6	10.8	11.3	21.0	8.9	12.4	17.0	14.7	9.8	27.7	12.3	13.7	16.8	14.5	23.2
4. Definitely will	8.8	9.0	8.4	8.9	8.8	5.6	10.7	10.0	7.5	4.7	24.2	7.7	7.9	10.4	11.1	12.6
<i>Item 480 Subject B09, C03</i>	<i>N 13885</i>	<i>6449</i>	<i>7003</i>	<i>9646</i>	<i>1452</i>	<i>2874</i>	<i>3690</i>	<i>4821</i>	<i>2501</i>	<i>10872</i>	<i>2906</i>	<i>6737</i>	<i>3086</i>	<i>1410</i>	<i>2254</i>	<i>195</i>
C21B: Serve in the armed forces																
1. Definitely won't	70.7	58.1	82.6	71.8	71.1	73.3	71.9	68.0	71.3	72.8	63.2	72.5	69.4	67.3	70.2	67.6
2. Probably won't	18.9	26.3	12.1	19.5	13.2	18.2	19.6	19.0	18.6	18.6	20.4	18.5	19.0	22.2	18.0	18.5
3. Probably will	6.2	9.1	3.5	4.7	10.9	5.4	4.8	7.7	6.6	5.3	9.6	5.1	7.2	6.5	7.4	7.6
4. Definitely will	4.1	6.5	1.8	4.0	4.7	3.2	3.8	5.3	3.5	3.3	6.9	3.9	4.4	4.0	4.5	6.4
<i>Item 490 Subject B09, L01</i>	<i>N 13750</i>	<i>6362</i>	<i>6972</i>	<i>9583</i>	<i>1408</i>	<i>2861</i>	<i>3646</i>	<i>4748</i>	<i>2495</i>	<i>10819</i>	<i>2825</i>	<i>6666</i>	<i>3077</i>	<i>1402</i>	<i>2235</i>	<i>192</i>

DESCRIPTIVE RESULTS: 2004

25

QUESTIONNAIRE FORM 1-6 2004	TOTAL	SEX		RACE		REGION				COLLEGE PLANS?		ILLICIT DRUG USE: LIFETIME				
		M	F	White	Black	NE	NC	S	W	Yes	No	None	Mari- juana Only	Few Pills	More Pills	Any Her- oin
<i>N (Weighted No. of Cases):</i> <i>% of Weighted Total:</i>	15222 100.0	6987 45.9	7357 48.3	10168 66.8	1606 10.6	3226 21.2	3977 26.1	5207 34.2	2813 18.5	11178 73.4	2934 19.3	7191 47.2	3347 22.0	1494 9.8	2476 16.3	219 1.4
C21C: Graduate from a two-year college program																
1. Definitely won't	40.7	39.9	41.9	43.9	31.7	51.8	44.3	35.2	33.3	45.7	23.3	43.6	41.1	36.4	35.6	36.2
2. Probably won't	20.6	23.0	18.4	21.3	19.9	17.8	21.3	22.9	18.5	20.8	20.4	21.2	20.3	18.9	20.5	20.7
3. Probably will	21.4	22.9	19.9	17.6	31.8	16.0	18.4	24.3	26.3	17.9	34.1	19.5	22.1	23.0	23.6	27.0
4. Definitely will	17.3	14.2	19.8	17.1	16.6	14.4	16.0	17.7	21.8	15.5	22.2	15.7	16.6	21.6	20.4	16.0
<i>Item 500 Subject B09</i>	<i>N 13844</i>	<i>6402</i>	<i>7014</i>	<i>9627</i>	<i>1443</i>	<i>2879</i>	<i>3671</i>	<i>4794</i>	<i>2500</i>	<i>10818</i>	<i>2903</i>	<i>6716</i>	<i>3083</i>	<i>1406</i>	<i>2249</i>	<i>196</i>
C21D: Graduate from college (four-year program)																
1. Definitely won't	10.1	11.8	8.0	10.1	8.7	8.5	10.6	10.9	9.5	-	48.3	8.0	10.0	11.6	13.4	19.8
2. Probably won't	10.7	12.4	9.3	10.8	10.2	8.1	10.8	11.9	11.4	-	51.7	9.0	10.4	12.9	14.0	17.3
3. Probably will	21.4	23.9	19.0	19.4	26.5	19.6	18.5	22.6	25.6	27.1	-	19.9	22.2	22.2	23.7	26.9
4. Definitely will	57.8	51.9	63.7	59.8	54.6	63.8	60.0	54.6	53.5	72.9	-	63.0	57.4	53.3	48.8	36.0
<i>Item 510 Subject B09</i>	<i>N 14112</i>	<i>6585</i>	<i>7097</i>	<i>9799</i>	<i>1476</i>	<i>2960</i>	<i>3725</i>	<i>4881</i>	<i>2546</i>	<i>11178</i>	<i>2934</i>	<i>6849</i>	<i>3143</i>	<i>1431</i>	<i>2284</i>	<i>202</i>
C21E: Attend graduate or professional school after college																
1. Definitely won't	19.2	21.9	16.3	19.5	19.7	16.3	20.7	20.6	17.4	10.1	53.4	15.9	19.7	20.1	25.7	30.9
2. Probably won't	27.8	31.0	24.9	29.9	23.0	26.0	28.8	28.5	26.8	26.4	33.6	27.1	27.7	28.1	30.1	25.9
3. Probably will	32.2	30.2	34.1	32.2	33.1	35.1	31.6	30.3	33.4	38.7	8.1	34.2	32.7	32.4	26.4	24.8
4. Definitely will	20.9	16.9	24.7	18.5	24.2	22.6	19.0	20.5	22.4	24.8	4.9	22.8	20.0	19.5	17.7	18.4
<i>Item 520 Subject B09</i>	<i>N 13934</i>	<i>6473</i>	<i>7033</i>	<i>9671</i>	<i>1452</i>	<i>2896</i>	<i>3697</i>	<i>4828</i>	<i>2513</i>	<i>10917</i>	<i>2908</i>	<i>6762</i>	<i>3098</i>	<i>1416</i>	<i>2265</i>	<i>195</i>
C22: Suppose you could do just what you'd like and nothing stood in your way. How many of the following things would you WANT to do? (Mark ALL that apply)																
A. Attend a technical or vocational school	17.9	21.5	14.3	17.3	18.8	12.2	18.9	20.5	18.1	11.1	44.6	16.3	16.6	21.7	21.0	27.1
B. Serve in the armed forces	12.8	17.6	7.9	12.1	11.6	11.9	12.0	14.0	12.5	11.3	18.0	12.0	13.1	14.8	13.5	10.4
C. Graduate from a two-year college program	24.5	22.6	26.3	22.9	27.6	18.9	23.8	26.6	28.2	19.9	42.2	22.6	23.4	30.2	27.8	28.7
D. Graduate from college (four-year program)	77.6	73.5	82.3	78.3	78.6	78.7	76.5	76.3	80.5	90.0	32.7	80.4	78.4	77.5	72.5	56.6
E. Attend graduate or professional school after college	53.2	47.4	59.2	53.2	49.0	55.3	52.3	50.8	57.0	62.1	20.9	56.1	52.5	53.4	48.1	44.0
F. None of the above	5.6	7.5	3.6	5.5	3.7	6.9	5.1	5.4	5.1	3.2	13.9	4.9	5.1	4.6	7.4	14.9
<i>Item 530-580 Subject B09, C03, L01</i>	<i>N 14205</i>	<i>6639</i>	<i>7131</i>	<i>9871</i>	<i>1480</i>	<i>2981</i>	<i>3734</i>	<i>4931</i>	<i>2560</i>	<i>11076</i>	<i>2885</i>	<i>6895</i>	<i>3158</i>	<i>1435</i>	<i>2304</i>	<i>204</i>
C23: On the average over the school year, how many hours per week do you work in a paid or unpaid job?																
1. None	27.5	28.4	26.6	23.2	41.3	23.8	23.8	29.6	33.1	27.6	26.5	31.3	26.0	20.8	21.9	21.4
2. 5 or less hours	9.9	10.5	9.4	10.6	6.3	9.8	9.8	8.6	12.7	10.7	7.1	12.0	7.7	9.1	7.1	10.1
3. 6 to 10 hours	10.2	9.9	10.6	10.9	7.1	11.8	10.5	9.0	10.3	11.0	7.6	11.4	9.3	9.7	9.1	4.8
4. 11 to 15 hours	11.4	10.0	12.8	13.0	6.3	13.2	13.4	9.8	9.7	12.2	8.7	11.5	11.5	12.9	10.9	10.7
5. 16 to 20 hours	14.7	13.8	15.6	15.7	11.5	17.1	16.0	13.3	12.8	15.1	13.2	13.0	16.8	17.1	15.7	12.3
6. 21 to 25 hours	11.3	11.2	11.4	12.2	10.0	11.0	12.8	11.2	9.4	11.0	12.3	9.0	12.9	13.2	14.5	14.5
7. 26 to 30 hours	7.5	7.7	7.2	7.5	8.4	6.5	7.1	9.0	6.6	6.7	10.7	6.1	8.5	8.6	9.8	10.1
8. More than 30 hours	7.5	8.5	6.4	7.0	9.0	6.8	6.5	9.6	5.5	5.8	13.9	5.7	7.4	8.6	11.1	16.1
<i>Item 590 Subject B02, C01</i>	<i>N 14243</i>	<i>6672</i>	<i>7132</i>	<i>9896</i>	<i>1489</i>	<i>2992</i>	<i>3749</i>	<i>4940</i>	<i>2562</i>	<i>11080</i>	<i>2904</i>	<i>6900</i>	<i>3168</i>	<i>1434</i>	<i>2324</i>	<i>203</i>
C24: During an average week, how much money do you get from . . .																
C24A: A job or other work																
1. None	30.8	31.1	30.4	26.8	42.3	26.5	27.4	32.3	37.8	31.6	27.8	36.0	27.9	24.1	23.5	24.0
2. \$1-5	1.2	1.2	1.3	1.1	1.6	0.7	1.3	1.3	1.6	1.2	1.5	1.3	0.9	1.8	0.9	3.3
3. \$6-10	3.3	2.7	3.8	3.3	3.8	3.2	3.8	2.9	3.5	3.1	4.0	3.5	2.9	3.9	2.3	4.9
4. \$11-20	3.1	3.2	2.9	3.3	1.6	2.1	3.2	3.0	4.1	3.0	3.2	3.4	2.7	2.2	2.9	2.0
5. \$21-35	4.2	3.7	4.8	4.7	2.7	4.0	4.7	3.7	4.7	4.6	2.8	4.7	3.7	3.9	3.4	5.7
6. \$36-50	6.0	5.3	6.6	6.5	4.2	6.3	7.2	5.0	5.7	6.2	5.1	6.6	5.4	5.3	5.8	2.8
7. \$51-75	10.1	8.5	11.7	11.2	6.1	10.9	11.7	9.6	7.6	10.8	7.8	10.5	9.4	12.2	9.4	4.8
8. \$76-125	20.1	19.2	21.0	21.8	16.3	24.2	20.9	19.5	15.2	20.6	18.4	17.9	23.0	22.1	22.5	18.4
9. \$126+	21.3	24.9	17.5	21.2	21.4	22.1	19.8	22.6	19.9	19.0	29.4	16.2	24.2	24.6	29.3	34.0
<i>Item 600 Subject C02</i>	<i>N 14007</i>	<i>6551</i>	<i>7028</i>	<i>9749</i>	<i>1470</i>	<i>2940</i>	<i>3700</i>	<i>4863</i>	<i>2504</i>	<i>10905</i>	<i>2862</i>	<i>6790</i>	<i>3129</i>	<i>1406</i>	<i>2283</i>	<i>199</i>

MONITORING THE FUTURE

QUESTIONNAIRE FORM 1-6 2004	TOTAL	SEX		RACE		REGION				COLLEGE PLANS?		ILLICIT DRUG USE: LIFETIME				
		M	F	White	Black	NE	NC	S	W	Yes	No	None	Mari- juana Only	Few Pills	More Pills	Any Her- oin
<i>N (Weighted No. of Cases):</i>	15222	6987	7357	10168	1606	3226	3977	5207	2813	11178	2934	7191	3347	1494	2476	219
<i>% of Weighted Total:</i>	100.0	45.9	48.3	66.8	10.6	21.2	26.1	34.2	18.5	73.4	19.3	47.2	22.0	9.8	16.3	1.4
C24B: Other sources (allowances, etc.)																
1. None	37.5	36.8	38.0	39.0	26.7	40.5	39.0	36.8	32.9	36.3	42.1	39.7	36.8	33.9	33.7	32.9
2. \$1-5	5.7	5.5	6.0	6.1	3.8	5.8	6.0	4.9	6.6	5.7	5.9	6.4	3.9	6.9	5.4	4.0
3. \$6-10	10.1	9.3	10.9	10.7	8.5	8.9	11.4	9.6	10.7	10.6	8.2	11.0	8.7	11.0	9.3	7.1
4. \$11-20	18.2	18.3	18.3	18.4	18.2	17.6	18.4	18.1	18.6	19.4	13.5	18.8	19.1	18.5	16.3	10.3
5. \$21-35	12.0	12.0	11.9	11.8	14.1	11.6	12.2	12.0	12.1	12.0	11.9	10.9	13.7	12.8	13.0	11.7
6. \$36-50	7.2	7.5	7.1	6.7	9.4	7.0	5.6	8.3	8.0	7.3	7.2	6.2	7.3	8.0	9.1	12.6
7. \$51-75	3.4	3.6	3.1	2.8	6.2	2.6	2.7	3.9	4.2	3.3	3.9	2.6	4.0	3.5	4.7	6.0
8. \$76-125	2.4	2.7	2.2	1.7	6.2	2.4	2.1	2.7	2.5	2.4	2.3	2.2	2.8	1.7	3.1	2.3
9. \$126+	3.5	4.3	2.5	2.7	6.9	3.5	2.6	3.7	4.4	3.1	5.0	2.3	3.8	3.6	5.4	13.2
<i>Item 610 Subject C02</i>	<i>N 13749</i>	<i>6435</i>	<i>6895</i>	<i>9565</i>	<i>1434</i>	<i>2854</i>	<i>3628</i>	<i>4798</i>	<i>2468</i>	<i>10722</i>	<i>2791</i>	<i>6673</i>	<i>3059</i>	<i>1391</i>	<i>2244</i>	<i>193</i>
C25: During a typical week, on how many evenings do you go out for fun and recreation?																
1. Less than one	10.2	9.0	11.3	7.9	16.9	9.5	8.4	11.3	11.3	9.0	14.2	13.3	7.2	7.0	6.3	7.1
2. One	13.2	11.8	14.4	11.8	16.6	11.5	12.4	14.2	14.4	13.2	13.5	16.5	10.2	11.5	8.9	6.7
3. Two	26.4	25.4	27.4	26.1	28.7	23.7	27.1	27.6	26.2	27.4	22.9	30.0	25.5	23.5	19.9	11.9
4. Three	24.0	24.9	23.3	25.0	21.0	24.6	24.6	22.8	25.0	24.7	21.7	21.6	27.3	26.8	25.5	24.0
5. Four or five	17.4	18.4	16.4	19.7	9.8	20.4	18.7	15.5	15.7	17.8	15.4	13.4	20.3	20.5	23.5	24.5
6. Six or seven	8.8	10.5	7.2	9.4	7.0	10.3	8.8	8.6	7.4	7.9	12.2	5.2	9.5	10.7	15.8	25.8
<i>Item 620 Subject C07, M01</i>	<i>N 14213</i>	<i>6640</i>	<i>7135</i>	<i>9881</i>	<i>1482</i>	<i>2979</i>	<i>3754</i>	<i>4933</i>	<i>2546</i>	<i>11062</i>	<i>2885</i>	<i>6882</i>	<i>3167</i>	<i>1426</i>	<i>2324</i>	<i>201</i>
C26: On the average, how often do you go out with a date (or your spouse, if you are married)?																
1. Never	26.6	27.2	26.1	23.9	30.9	27.3	25.6	25.2	29.8	26.4	26.7	33.8	20.5	19.0	18.0	23.0
2. Once a month or less	18.2	18.4	18.2	18.4	19.1	18.6	17.7	17.6	19.8	18.9	16.4	18.5	17.8	18.8	18.0	14.3
3. 2 or 3 times a month	14.6	14.8	14.4	14.1	19.2	12.9	13.9	16.1	14.8	14.6	14.5	12.7	15.9	17.4	17.2	11.7
4. Once a week	13.9	15.3	12.5	14.3	13.7	12.6	13.8	14.8	13.8	13.9	13.8	12.7	14.8	16.1	15.0	13.0
5. 2 or 3 times a week	16.5	16.0	17.1	17.8	12.5	17.5	17.7	16.4	14.0	16.7	16.3	14.5	19.9	17.1	17.5	21.3
6. Over 3 times a week	10.1	8.4	11.8	11.5	4.6	11.1	11.3	9.9	7.8	9.5	12.3	7.9	11.1	11.5	14.3	16.8
<i>Item 630 Subject C07, M01</i>	<i>N 14120</i>	<i>6601</i>	<i>7082</i>	<i>9827</i>	<i>1474</i>	<i>2939</i>	<i>3726</i>	<i>4919</i>	<i>2536</i>	<i>10954</i>	<i>2856</i>	<i>6832</i>	<i>3146</i>	<i>1420</i>	<i>2313</i>	<i>201</i>
C27: During an average week, how much do you usually drive a car, truck, or motorcycle?																
1. Not at all	14.8	12.2	17.0	9.6	30.2	19.2	10.5	14.3	17.0	13.7	17.7	17.0	12.1	11.8	12.9	13.5
2. 1 to 10 miles	8.0	7.1	8.8	5.4	14.7	8.3	7.2	7.7	9.3	7.5	9.9	8.5	7.5	8.2	5.9	11.3
3. 11 to 50 miles	22.9	20.9	24.9	23.4	23.0	24.5	24.6	20.9	22.5	24.2	18.6	25.8	22.8	23.6	15.8	10.0
4. 51 to 100 miles	23.3	23.6	23.0	25.8	16.2	21.4	25.7	23.1	22.0	24.3	19.7	22.5	24.1	25.2	24.2	18.7
5. 100 to 200 miles	18.7	21.5	16.2	22.0	9.9	16.8	19.0	20.0	18.0	18.9	18.3	16.6	19.7	19.0	23.8	20.9
6. More than 200 miles	12.3	14.7	10.1	13.9	6.1	9.8	12.9	14.0	11.2	11.4	15.8	9.6	13.8	12.2	17.4	25.7
<i>Item 640 Subject F07</i>	<i>N 14232</i>	<i>6660</i>	<i>7131</i>	<i>9894</i>	<i>1478</i>	<i>2967</i>	<i>3753</i>	<i>4951</i>	<i>2560</i>	<i>11034</i>	<i>2877</i>	<i>6889</i>	<i>3171</i>	<i>1433</i>	<i>2324</i>	<i>200</i>
C28: Within the LAST 12 MONTHS how many times, if any, have you received a ticket (OR been stopped and warned) for moving violations, such as speeding, running a stop light, or improper passing?																
0. None—GO TO Q.C30	71.1	66.4	75.7	68.2	80.1	75.1	67.8	69.7	74.0	72.1	67.6	79.3	67.1	66.0	57.6	49.9
1. Once	17.7	19.6	15.8	19.5	12.4	15.2	20.1	18.0	16.2	17.8	17.4	14.3	20.1	20.2	23.0	18.2
2. Twice	6.6	7.6	5.5	7.2	4.6	5.4	7.6	7.0	5.6	6.1	7.9	4.3	7.5	7.8	10.7	13.0
3. Three times	2.9	3.7	2.1	3.1	1.9	2.8	2.9	3.1	2.4	2.6	3.7	1.4	3.5	4.5	4.7	10.0
4. Four or more times	1.8	2.7	0.8	1.9	1.0	1.5	1.5	2.2	1.7	1.3	3.2	0.7	1.8	1.6	4.1	8.8
<i>Item 650 Subject F07, S02</i>	<i>N 14032</i>	<i>6531</i>	<i>7077</i>	<i>9803</i>	<i>1447</i>	<i>2918</i>	<i>3716</i>	<i>4864</i>	<i>2534</i>	<i>10921</i>	<i>2800</i>	<i>6840</i>	<i>3124</i>	<i>1409</i>	<i>2285</i>	<i>188</i>
C29: How many of these tickets or warnings occurred after you were . . .																
C29A: Drinking alcoholic beverages?																
0. None	93.2	91.6	95.4	93.5	94.0	92.5	93.3	93.6	93.0	94.9	88.2	98.1	93.4	92.3	89.0	66.1
1. One	5.2	6.4	3.7	5.3	2.4	5.8	5.6	4.5	5.6	4.0	9.4	1.8	5.1	6.2	8.5	18.1
2. Two	1.1	1.4	0.7	0.9	3.3	1.6	0.5	1.4	1.0	0.9	1.1	0.1	1.2	1.4	1.5	10.4
3. Three	0.1	0.2	-	0.1	-	0.1	-	0.2	0.1	*	0.3	-	0.2	-	*	0.9
4. Four or more	0.4	0.5	0.2	0.2	0.3	0.1	0.5	0.4	0.2	0.2	0.9	-	-	0.2	0.9	4.5
<i>Item 660 Subject A07a, S02</i>	<i>N† 4004</i>	<i>2164</i>	<i>1707</i>	<i>3081</i>	<i>281</i>	<i>723</i>	<i>1179</i>	<i>1450</i>	<i>651</i>	<i>3024</i>	<i>879</i>	<i>1412</i>	<i>1028</i>	<i>472</i>	<i>958</i>	<i>89</i>

* = less than .05 percent. † = excludes respondents for whom question was inappropriate.

DESCRIPTIVE RESULTS: 2004

27

QUESTIONNAIRE FORM 1-6 2004	TOTAL	SEX		RACE		REGION				COLLEGE PLANS?		ILLICIT DRUG USE: LIFETIME				
		M	F	White	Black	NE	NC	S	W	Yes	No	None	Mari- juana Only	Few Pills	More Pills	Any Her- oin
<i>N (Weighted No. of Cases):</i>	15222	6987	7357	10168	1606	3226	3977	5207	2813	11178	2934	7191	3347	1494	2476	219
<i>% of Weighted Total:</i>	100.0	45.9	48.3	66.8	10.6	21.2	26.1	34.2	18.5	73.4	19.3	47.2	22.0	9.8	16.3	1.4
C29B: Smoking marijuana or hashish?																
0. None	94.7	92.9	97.3	95.1	93.2	93.6	96.0	94.3	94.6	96.0	90.8	100.0	97.7	91.8	87.4	72.4
1. One	3.5	4.9	1.8	3.7	3.5	4.9	2.6	3.6	3.5	2.8	5.9	-	1.9	5.7	9.0	10.0
2. Two	1.3	1.6	0.8	0.9	2.7	1.1	1.2	1.4	1.4	1.0	2.1	-	0.4	2.0	2.9	9.3
3. Three	0.2	0.2	0.1	0.2	-	0.1	0.1	0.4	0.2	0.1	0.6	-	-	0.2	0.3	5.9
4. Four or more	0.2	0.4	-	0.1	0.6	0.3	0.1	0.2	0.3	0.1	0.6	-	0.1	0.3	0.4	2.5
<i>Item 670 Subject A07a, S02</i>	<i>N†</i> 3995	2164	1700	3078	277	720	1181	1447	648	3018	880	1403	1023	480	956	90
C29C: Using other illegal drugs?																
0. None	98.4	97.6	99.4	98.8	98.9	98.3	98.9	97.9	98.7	98.8	97.2	100.0	100.0	98.4	96.0	81.5
1. Once	0.8	1.1	0.5	0.6	-	1.4	0.8	0.8	0.5	0.6	1.4	-	-	0.6	2.5	7.7
2. Two	0.4	0.6	0.1	0.3	0.8	0.1	0.1	0.8	0.3	0.3	0.6	-	-	0.1	1.1	5.6
3. Three	0.1	0.1	-	0.1	-	0.1	-	0.2	-	*	0.2	-	-	0.5	-	0.9
4. Four or more	0.3	0.5	-	0.2	0.3	0.1	0.1	0.3	0.5	0.2	0.4	-	-	0.3	0.4	4.4
<i>Item 680 Subject A07a, S02</i>	<i>N†</i> 3976	2149	1698	3061	278	716	1175	1438	648	3007	870	1400	1027	470	951	86
C30: We are interested in any accidents which occurred while you were driving a car, truck, or motorcycle. ("Accidents" means a collision involving property damage or personal injury—not bumps or scratches in parking lots.)																
During the LAST 12 MONTHS, how many accidents have you had while you were driving (whether or not you were responsible)?																
0. None—GO TO Q.C32	75.9	76.3	75.7	72.9	85.0	75.7	74.6	75.8	78.0	76.0	75.6	81.5	73.7	69.6	67.7	54.9
1. One	18.3	17.8	18.6	20.6	10.5	18.0	20.0	18.0	16.7	18.1	18.8	15.0	20.1	23.5	22.4	21.8
2. Two	4.4	4.6	4.2	5.0	3.4	4.9	4.0	4.7	3.9	4.5	4.1	3.0	4.6	5.3	6.8	18.1
3. Three	1.1	0.9	1.1	1.1	0.9	1.3	1.0	1.0	1.1	1.0	1.2	0.4	1.1	1.2	2.4	3.1
4. Four or more	0.4	0.4	0.4	0.4	0.2	0.2	0.4	0.5	0.3	0.4	0.4	0.1	0.4	0.3	0.7	2.2
<i>Item 690 Subject F07, S02</i>	<i>N</i> 13934	6489	7028	9740	1424	2898	3704	4836	2497	10844	2778	6801	3097	1395	2271	187
C31: How many of these accidents occurred after you were . . .																
C31A: Drinking alcoholic beverages?																
0. None	96.6	95.1	98.0	97.2	94.6	96.7	97.7	95.8	96.5	97.3	93.9	99.4	98.3	97.4	92.2	75.8
1. One	2.9	4.0	1.9	2.7	3.5	3.1	1.7	3.6	3.1	2.2	5.5	0.6	1.6	2.4	7.5	12.6
2. Two	0.3	0.6	0.1	0.1	1.5	0.1	0.5	0.4	0.2	0.3	0.5	-	0.1	0.2	0.2	7.8
3. Three	-	-	-	-	-	-	-	-	-	-	-	-	-	-	-	-
4. Four or more	0.2	0.3	-	-	0.3	0.1	0.1	0.2	0.3	0.1	0.1	-	-	-	0.1	3.7
<i>Item 700 Subject A07a, S02</i>	<i>N†</i> 3361	1532	1707	2632	215	702	941	1166	552	2605	671	1262	818	427	733	81
C31B: Smoking marijuana or hashish?																
0. None	96.9	95.6	98.1	97.2	95.5	96.6	97.3	97.1	96.2	97.4	95.5	100.0	98.1	98.1	91.5	82.9
1. One	2.6	3.5	1.9	2.6	2.7	3.1	2.5	2.0	3.4	2.2	3.9	-	1.6	1.9	7.9	10.3
2. Two	0.4	0.7	-	0.2	1.1	0.1	0.1	0.8	0.1	0.3	0.5	-	0.3	-	0.6	5.9
3. Three	-	-	-	-	-	-	-	-	-	-	-	-	-	-	-	-
4. Four or more	0.1	0.1	0.1	-	0.8	0.1	0.1	0.1	0.3	0.1	0.1	-	-	-	0.1	0.9
<i>Item 710 Subject A07a, S02</i>	<i>N†</i> 3348	1525	1702	2623	213	701	934	1160	553	2597	667	1255	815	426	732	78
C31C: Using other illegal drugs?																
0. None	99.1	98.5	99.7	99.4	97.4	99.4	99.4	98.7	98.7	99.2	98.8	100.0	100.0	100.0	97.7	86.8
1. One	0.7	0.9	0.3	0.6	1.5	0.4	0.4	1.1	0.7	0.6	0.7	-	-	-	1.8	8.4
2. Two	0.2	0.4	-	0.1	0.8	0.1	0.1	0.2	0.3	0.1	0.4	-	-	-	0.4	3.9
3. Three	-	-	-	-	-	-	-	-	-	-	-	-	-	-	-	-
4. Four or more	0.1	0.1	-	-	0.3	0.1	0.1	-	0.3	0.1	0.1	-	-	-	0.1	0.9
<i>Item 720 Subject A07a, S02</i>	<i>N†</i> 3349	1525	1703	2625	212	701	935	1160	553	2599	667	1256	817	426	731	78
C32: (FORMS 1 AND 5 ONLY) If you have not entered military service, and do not expect to enter, GO TO PART D.																

*=less than .05 percent. †=excludes respondents for whom question was inappropriate.

MONITORING THE FUTURE

QUESTIONNAIRE FORM 1-6 2004	TOTAL	SEX		RACE		REGION				COLLEGE PLANS?		ILLICIT DRUG USE: LIFETIME					
		M	F	White	Black	NE	NC	S	W	Yes	No	None	Mari- juana Only	Few Pills	More Pills	Any Her- oin	
<i>N (Weighted No. of Cases):</i>	15222	6987	7357	10168	1606	3226	3977	5207	2813	11178	2934	7191	3347	1494	2476	219	
<i>% of Weighted Total:</i>	100.0	45.9	48.3	66.8	10.6	21.2	26.1	34.2	18.5	73.4	19.3	47.2	22.0	9.8	16.3	1.4	
What is, or will be, your branch of service?																	
1. Army	23.2	24.5	18.5	24.1	25.9	29.0	23.0	23.4	17.6	27.2	16.0	23.1	21.5	37.2	19.5	12.9	
2. Navy	14.5	14.5	14.1	12.1	21.6	14.2	11.9	17.3	11.4	14.6	14.8	16.7	18.1	5.5	8.7	-	
3. Marine Corps	20.1	23.7	10.8	20.3	9.1	19.8	19.2	17.9	26.7	20.5	19.8	17.2	22.5	23.2	21.3	34.7	
4. Air Force	20.9	16.6	33.5	22.6	21.4	13.5	23.6	20.6	25.5	21.2	22.0	23.8	20.5	11.4	20.0	26.5	
5. Coast Guard	4.4	5.3	2.3	5.3	2.2	5.6	3.9	3.7	5.8	3.9	4.8	4.0	3.2	8.2	5.2	-	
6. Uncertain	16.8	15.4	20.7	15.5	19.8	17.9	18.4	17.2	12.9	12.6	22.7	15.2	14.2	14.5	25.2	25.9	
<i>Item 730 Subject L01</i>	<i>N†</i>	554	393	144	311	77	94	121	239	101	351	181	255	147	43	87	6
C33: (FORMS 1 AND 5 ONLY) Do you expect to be an officer?																	
1. No	16.9	14.5	23.0	15.4	20.7	17.0	30.3	8.0	21.3	12.2	24.4	15.8	16.4	25.7	15.1	19.9	
2. Uncertain	48.0	48.0	49.1	50.5	51.1	52.7	46.8	49.1	42.8	45.9	53.7	47.4	49.8	42.4	53.5	48.1	
3. Yes	35.1	37.4	27.9	34.1	28.2	30.3	22.9	42.8	35.9	41.9	21.9	36.8	33.8	31.9	31.4	32.0	
<i>Item 740 Subject L01</i>	<i>N†</i>	559	399	141	315	77	92	122	240	104	354	182	257	151	43	85	7
C34: (FORMS 1 AND 5 ONLY) Do you expect to have a career in the Armed Forces?																	
1. No	20.0	19.8	19.8	16.9	28.5	16.9	26.2	15.6	25.6	17.7	23.4	21.9	16.1	31.8	13.9	19.7	
2. Uncertain	46.5	47.3	44.6	51.9	37.3	56.9	44.9	43.4	46.3	46.7	46.1	39.7	57.6	40.3	52.4	38.2	
3. Yes	33.5	32.9	35.6	31.2	34.2	26.3	28.9	41.0	28.1	35.7	30.5	38.4	26.2	27.9	33.7	42.1	
<i>Item 750 Subject L01</i>	<i>N†</i>	560	400	143	316	78	94	123	240	103	356	181	258	150	43	85	7
C32: (FORM 6 ONLY) When you drive a car, how often do you wear a seatbelt?																	
1. Never	4.1	6.5	1.8	3.4	6.2	4.6	4.1	4.4	2.7	2.7	9.3	3.0	4.9	5.4	4.8	6.2	
2. Seldom	5.0	6.2	3.9	5.1	6.4	6.4	4.4	5.7	3.1	4.2	8.4	3.8	4.4	5.9	10.0	2.9	
3. Sometimes	6.4	7.8	5.2	6.1	12.1	5.9	7.5	7.0	4.5	5.6	8.2	4.6	7.3	7.4	7.7	20.1	
4. Often	10.2	11.7	9.3	10.4	11.5	10.1	13.6	9.7	6.2	9.9	10.5	8.1	11.6	10.5	11.7	20.2	
5. Always	70.3	65.5	74.3	72.0	58.5	66.2	68.4	70.0	78.1	74.0	58.4	75.5	69.5	67.7	61.9	49.1	
8. Does not apply	4.0	2.2	5.4	3.0	5.3	6.7	1.9	3.1	5.4	3.7	5.2	5.1	2.2	3.1	4.0	1.5	
<i>Item 22210 Subject F07, S02, T02</i>	<i>N</i>	2386	1049	1253	1676	235	509	623	810	444	1847	485	1145	540	254	371	42
C33: (FORM 6 ONLY) When you are riding in the front passenger seat of a car, how often do you wear a seatbelt?																	
1. Never	4.2	6.4	1.8	3.3	6.1	4.2	3.9	5.5	2.4	2.9	9.3	3.3	4.4	3.4	6.7	11.4	
2. Seldom	5.3	6.6	4.4	5.7	6.0	6.5	4.9	6.0	3.2	4.2	9.9	3.4	6.0	4.9	9.3	12.6	
3. Sometimes	8.8	8.3	9.3	8.0	14.7	11.5	11.3	7.4	4.6	8.8	8.0	6.9	8.9	12.0	10.9	13.7	
4. Often	13.9	15.1	13.2	14.1	18.0	13.8	15.3	13.6	12.8	13.3	16.4	12.3	14.6	17.8	15.0	9.3	
5. Always	67.3	63.2	70.9	68.7	54.8	63.5	64.5	66.9	76.5	70.6	55.6	73.7	66.0	61.4	57.5	50.3	
8. Does not apply	0.4	0.4	0.4	0.2	0.3	0.5	0.1	0.6	0.5	0.3	0.9	0.4	0.2	0.5	0.5	2.7	
<i>Item 22220 Subject F07, S02, T02</i>	<i>N</i>	2382	1048	1251	1673	237	513	621	810	439	1848	481	1143	540	253	368	42
The following questions are about CIGARETTE SMOKING.																	
B01: Have you ever smoked cigarettes?																	
1. Never—GO TO Q.B03	47.2	46.6	48.4	44.5	60.2	46.4	45.4	46.3	52.1	51.0	34.5	74.2	25.3	25.8	15.4	8.6	
2. Once or twice	22.1	22.8	21.3	20.9	27.5	21.1	21.2	23.0	22.8	22.2	21.4	17.2	34.5	25.8	17.8	9.7	
3. Occasionally but not regularly	12.3	12.7	11.8	13.2	6.2	13.4	12.1	11.4	13.1	12.0	13.1	4.9	18.6	20.4	20.1	17.3	
4. Regularly in the past	5.7	5.6	5.7	6.3	2.0	5.4	6.2	6.3	4.2	5.0	8.0	1.5	7.0	9.4	12.9	18.7	
5. Regularly now	12.7	12.2	12.8	15.1	4.1	13.6	15.1	13.0	7.8	9.8	23.0	2.2	14.6	18.7	33.9	45.6	
<i>Item 760 Subject A01a</i>	<i>N</i>	14874	6895	7286	10089	1564	3166	3886	5096	2726	11072	2892	7124	3330	1477	2445	209
B02: How frequently have you smoked cigarettes during the past 30 days?																	
1. Not at all—incl. (1) in Q.B01	75.0	74.7	75.9	71.8	88.7	74.1	71.7	75.4	79.9	78.4	63.2	93.6	67.6	61.7	43.7	31.2	
2. Less than one cigarette per day	9.5	9.8	9.2	10.1	6.0	9.7	9.8	8.8	10.0	9.4	10.0	3.6	14.1	14.6	16.7	16.1	
3. One to five cigarettes per day	7.5	7.4	7.4	8.4	3.5	7.2	9.7	6.9	6.0	6.6	10.9	1.6	10.1	13.3	17.0	14.6	
4. About one-half pack per day	4.7	4.4	4.7	5.8	0.8	5.3	4.8	5.2	2.7	3.6	8.5	0.7	5.3	7.2	12.4	18.9	
5. About one pack per day	2.4	2.4	2.2	2.9	0.5	2.6	2.9	2.5	1.0	1.6	4.9	0.3	2.1	2.7	7.6	9.7	
6. About one and one-half packs per day	0.6	0.7	0.5	0.7	*	0.5	0.9	0.8	0.1	0.3	1.8	0.1	0.5	0.5	1.9	5.8	
7. Two packs or more per day	0.4	0.6	0.1	0.3	0.3	0.6	0.3	0.3	0.3	0.2	0.8	0.1	0.4	0.1	0.8	3.8	
<i>Item 780 Subject A01c</i>	<i>N</i>	14853	6894	7271	10077	1563	3158	3880	5085	2730	11060	2887	7115	3328	1476	2441	211

* = less than .05 percent. † = excludes respondents for whom question was inappropriate.

QUESTIONNAIRE FORM 1-6 2004	TOTAL	SEX		RACE		REGION				COLLEGE PLANS?		ILLICIT DRUG USE: LIFETIME				
		M	F	White	Black	NE	NC	S	W	Yes	No	None	Mari- juana Only	Few Pills	More Pills	Any Her- oin
<i>N (Weighted No. of Cases):</i> <i>% of Weighted Total:</i>	15222 100.0	6987 45.9	7357 48.3	10168 66.8	1606 10.6	3226 21.2	3977 26.1	5207 34.2	2813 18.5	11178 73.4	2934 19.3	7191 47.2	3347 22.0	1494 9.8	2476 16.3	219 1.4
In 2004 the question text was changed in half of the questionnaire forms. "Any other beverage that contains alcohol" was added to the list of examples.																
B03: Next we want to ask you about drinking alcoholic beverages, including beer, wine, liquor and any other beverage that contains alcohol.																
Have you ever had any alcoholic beverage to drink—more than just a few sips?																
1. No—GO TO Q.B07	24.0	24.6	23.2	21.3	32.7	19.3	23.5	26.8	24.7	25.0	19.5	43.9	5.6	7.5	3.6	3.5
2. Yes	76.0	75.4	76.8	78.7	67.3	80.7	76.5	73.2	75.3	75.0	80.5	56.1	94.4	92.5	96.4	96.5
<i>Item 790 Subject A01a</i>	<i>N 12131</i>	<i>5653</i>	<i>6025</i>	<i>8392</i>	<i>1254</i>	<i>2587</i>	<i>3168</i>	<i>4146</i>	<i>2230</i>	<i>9159</i>	<i>2385</i>	<i>5831</i>	<i>2722</i>	<i>1260</i>	<i>2024</i>	<i>170</i>
B04: On how many occasions have you had alcoholic beverages to drink—more than just a few sips . . .																
B04A: . . . in your lifetime?																
1. 0 occasions—incl. (1) in Q.B03	23.2	23.7	22.8	20.8	32.3	18.3	23.0	26.4	23.5	24.4	18.8	42.3	5.2	7.1	3.5	3.0
2. 1-2	8.3	7.1	9.1	7.1	14.0	7.3	7.9	8.9	8.7	8.3	8.4	12.7	5.5	4.8	1.7	0.9
3. 3-5	10.8	9.6	12.2	9.9	16.3	10.0	9.9	11.8	11.1	11.3	9.5	13.7	11.0	10.4	3.5	2.4
4. 6-9	9.9	8.6	11.2	9.7	12.5	9.9	9.7	10.1	9.7	9.9	9.9	10.1	12.7	10.6	5.2	3.5
5. 10-19	12.5	11.7	13.2	13.2	10.3	13.9	13.2	11.0	12.4	12.7	11.8	9.6	17.6	17.0	12.2	3.0
6. 20-39	11.4	10.7	12.3	12.6	5.9	12.5	12.0	10.7	10.7	11.5	11.4	5.4	17.7	16.0	17.9	12.7
7. 40 or more	24.0	28.6	19.2	26.7	8.7	28.2	24.3	21.1	23.8	21.9	30.2	6.3	30.4	34.1	55.9	74.5
<i>Item 810 Subject A01a</i>	<i>N 14402</i>	<i>6681</i>	<i>7109</i>	<i>9894</i>	<i>1469</i>	<i>3072</i>	<i>3791</i>	<i>4899</i>	<i>2641</i>	<i>10833</i>	<i>2747</i>	<i>6970</i>	<i>3243</i>	<i>1436</i>	<i>2388</i>	<i>198</i>
B04B: . . . during the last 12 months?																
1. 0 occasions—incl.(1) in Q.B03	29.4	29.3	29.5	26.0	43.5	23.5	28.6	33.4	30.0	30.5	25.5	50.4	10.9	11.8	5.9	4.4
2. 1-2	16.4	14.2	18.5	14.8	23.1	15.2	16.1	17.1	17.0	16.3	16.5	19.9	16.4	16.5	7.7	2.5
3. 3-5	13.6	12.1	15.1	13.7	14.3	13.5	14.5	13.6	12.2	14.0	12.4	12.7	18.0	15.3	9.9	8.3
4. 6-9	10.6	9.8	11.3	11.4	6.9	12.0	10.6	9.2	11.2	10.6	10.7	6.9	15.1	14.6	12.3	8.8
5. 10-19	12.5	13.1	12.1	13.9	6.4	14.5	12.1	11.9	11.9	12.5	12.7	5.8	18.1	16.8	21.7	18.9
6. 20-39	7.9	8.6	7.3	9.4	3.1	9.6	9.0	6.4	7.3	7.7	9.3	2.5	11.7	11.7	15.9	13.0
7. 40 or more	9.6	13.0	6.2	10.7	2.8	11.9	9.1	8.3	10.3	8.5	12.9	1.8	9.9	13.3	26.6	44.0
<i>Item 820 Subject A01b</i>	<i>N 14361</i>	<i>6668</i>	<i>7082</i>	<i>9870</i>	<i>1461</i>	<i>3063</i>	<i>3775</i>	<i>4885</i>	<i>2638</i>	<i>10816</i>	<i>2727</i>	<i>6934</i>	<i>3237</i>	<i>1433</i>	<i>2390</i>	<i>198</i>
B04C: . . . during the last 30 days?																
1. 0 occasions—incl. (1) in Q.B03	52.0	48.9	54.9	47.5	70.8	46.1	50.5	56.5	52.7	53.0	47.9	75.0	35.7	34.6	21.0	16.5
2. 1-2	20.7	19.7	21.8	21.9	16.2	21.6	22.2	19.1	20.4	21.1	19.8	15.5	28.6	27.5	21.5	13.4
3. 3-5	12.2	13.0	11.5	13.5	6.9	14.3	12.1	10.7	12.4	12.0	13.0	5.7	16.9	16.6	21.9	15.0
4. 6-9	7.7	8.5	6.9	8.9	3.4	9.2	8.1	6.8	7.1	7.5	8.9	2.2	10.9	11.3	16.1	17.6
5. 10-19	4.7	5.8	3.6	5.2	1.7	5.4	4.6	4.2	4.9	4.2	6.1	1.2	5.4	6.2	11.8	17.1
6. 20-39	1.2	1.6	0.7	1.2	0.3	1.1	1.2	1.2	1.1	0.9	1.8	0.2	1.2	1.7	3.1	6.9
7. 40 or more	1.6	2.5	0.7	1.8	0.6	2.2	1.4	1.6	1.3	1.3	2.5	0.2	1.2	2.1	4.6	13.4
<i>Item 830 Subject A01c</i>	<i>N 14350</i>	<i>6669</i>	<i>7069</i>	<i>9871</i>	<i>1453</i>	<i>3062</i>	<i>3776</i>	<i>4870</i>	<i>2640</i>	<i>10807</i>	<i>2727</i>	<i>6925</i>	<i>3233</i>	<i>1430</i>	<i>2392</i>	<i>201</i>
(FORMS 1 AND 6 ONLY) On how many occasions (if any) have you been drunk or very high from drinking alcoholic beverages?																
B04D: . . . in your lifetime?																
1. 0 occasions	39.7	39.9	40.2	35.5	61.1	34.3	36.5	44.7	41.5	41.5	36.0	66.4	14.2	17.7	9.1	2.4
2. 1-2	13.2	12.2	13.9	12.0	13.8	12.5	12.6	13.3	14.8	12.8	13.6	14.0	15.7	15.7	6.4	1.4
3. 3-5	10.6	8.8	12.3	10.6	11.2	12.0	9.5	10.7	9.9	10.5	10.9	7.6	17.4	10.5	10.5	2.3
4. 6-9	7.1	6.4	7.6	7.9	5.0	7.1	8.5	6.6	5.7	7.2	5.9	4.8	10.6	9.9	7.5	2.2
5. 10-19	8.2	9.1	7.6	9.1	4.1	8.9	9.0	6.7	9.3	8.2	8.7	3.8	13.7	9.3	13.6	9.2
6. 20-39	7.9	7.9	8.1	9.6	1.8	7.7	10.5	6.5	6.7	7.7	9.2	2.2	12.0	12.3	16.0	26.5
7. 40 or more	13.4	15.8	10.3	15.3	3.1	17.5	13.4	11.4	12.1	12.1	15.6	1.2	16.4	24.5	37.0	56.0
<i>Item 25020 Subject A01a</i>	<i>N 4533</i>	<i>2020</i>	<i>2290</i>	<i>3097</i>	<i>445</i>	<i>969</i>	<i>1204</i>	<i>1533</i>	<i>827</i>	<i>3434</i>	<i>830</i>	<i>2256</i>	<i>1025</i>	<i>415</i>	<i>703</i>	<i>66</i>

MONITORING THE FUTURE

QUESTIONNAIRE FORM 1-6 2004	TOTAL	SEX		RACE		REGION				COLLEGE PLANS?		ILLICIT DRUG USE: LIFETIME				
		M	F	White	Black	NE	NC	S	W	Yes	No	None	Mari- juana Only	Few Pills	More Pills	Any Her- oin
<i>N (Weighted No. of Cases):</i>	15222	6987	7357	10168	1606	3226	3977	5207	2813	11178	2934	7191	3347	1494	2476	219
<i>% of Weighted Total:</i>	100.0	45.9	48.3	66.8	10.6	21.2	26.1	34.2	18.5	73.4	19.3	47.2	22.0	9.8	16.3	1.4
B04E: . . . during the last 12 months?																
1. 0 occasions	48.2	47.2	49.7	43.0	69.5	42.9	44.4	53.1	50.7	49.7	44.5	73.1	26.4	27.3	15.9	11.4
2. 1-2	16.3	14.7	17.8	16.8	14.4	15.4	16.7	16.1	17.0	15.6	18.9	13.7	22.0	22.8	13.5	4.9
3. 3-5	10.1	9.3	10.8	10.6	7.8	10.1	10.5	10.2	9.3	10.4	9.0	6.4	15.5	9.0	14.8	9.1
4. 6-9	7.1	8.0	6.4	8.0	4.3	7.2	8.6	6.1	6.5	6.9	8.0	3.3	11.4	10.2	9.7	14.7
5. 10-19	7.4	7.2	7.6	8.8	1.7	9.5	8.4	5.8	6.5	7.5	6.7	2.1	10.9	12.4	15.2	25.2
6. 20-39	5.6	6.5	4.4	6.9	1.1	7.6	7.0	3.8	4.3	5.1	7.0	0.7	8.4	10.6	13.7	10.6
7. 40 or more	5.4	7.1	3.3	5.9	1.3	7.3	4.4	4.8	5.7	4.8	6.0	0.6	5.4	7.7	17.1	24.2
<i>Item 25030 Subject A01b</i>	<i>N</i> 4520	2010	2286	3086	445	965	1196	1534	826	3431	827	2254	1020	413	699	67
B04F: . . . during the last 30 days?																
1. 0 occasions	67.5	64.0	71.0	63.4	81.8	61.9	65.8	70.7	70.5	68.8	65.3	87.4	52.7	53.2	37.0	39.0
2. 1-2	15.7	15.7	15.9	16.9	12.9	17.5	15.5	15.6	14.2	15.5	16.0	9.1	24.1	21.6	22.1	13.1
3. 3-5	7.8	9.0	6.7	9.0	2.9	8.8	9.5	6.9	6.1	7.8	7.5	2.5	12.3	7.7	17.0	19.8
4. 6-9	4.6	5.7	3.8	6.0	0.7	5.5	5.2	3.1	5.4	4.4	5.4	0.4	6.9	10.7	10.7	8.3
5. 10-19	2.6	3.1	1.8	3.0	0.6	3.8	2.4	2.1	2.3	2.3	3.1	0.3	2.8	4.6	7.8	8.3
6. 20-39	0.8	1.0	0.6	1.0	-	1.2	0.8	0.5	0.8	0.6	1.3	0.2	0.4	1.6	2.7	4.6
7. 40 or more	1.0	1.5	0.2	0.7	1.0	1.4	0.8	1.1	0.8	0.7	1.4	0.2	0.9	0.5	2.7	7.0
<i>Item 25040 Subject A01c</i>	<i>N</i> 4521	2014	2286	3087	445	966	1198	1531	826	3433	826	2255	1022	412	698	69
B05: (FORMS 2-6 ONLY) On the occasions that you drink alcoholic beverages, how often do you drink enough to feel pretty high?																
1. On none of the occasions	22.7	20.0	25.4	17.9	48.2	20.8	21.2	25.6	22.1	23.6	19.5	43.7	14.4	13.4	5.3	2.6
2. On few of the occasions	25.9	22.0	29.5	24.4	30.6	24.0	24.6	27.5	27.0	25.8	26.3	29.8	27.8	26.9	17.0	14.2
3. On about half of the occasions	15.1	15.4	15.1	16.2	9.5	14.8	17.5	14.1	14.1	14.9	16.3	9.8	18.3	18.8	17.2	16.5
4. On most of the occasions	20.4	22.2	18.4	23.3	6.8	22.9	21.9	17.1	21.0	20.7	19.6	9.8	23.9	25.4	30.4	27.7
5. On nearly all of the occasions	15.9	20.4	11.6	18.2	5.0	17.5	14.8	15.7	15.8	15.1	18.2	6.9	15.6	15.4	30.0	38.9
<i>Item 840 Subject A01e</i>	<i>N†</i> 9236	4275	4636	6611	854	2085	2433	3039	1679	6890	1920	3275	2578	1166	1959	163
In 2004 the question text was changed in half of the questionnaire forms. "Any other beverage that contains alcohol" was added to the list of examples.																
B06: Think back over the LAST TWO WEEKS. How many times have you had five or more drinks in a row? (A "drink" is a bottle of beer, a glass of wine, a wine cooler, a shot glass of liquor, a mixed drink, etc.)																
(NOTE: In four forms wine coolers were included in the question text.)																
1. None—incl. (1) in Q.B03	70.8	65.7	75.8	66.9	88.3	66.8	69.8	73.9	71.4	72.4	65.4	89.2	60.7	59.0	41.3	25.8
2. Once	10.4	10.3	10.4	11.8	4.3	10.8	10.9	9.7	10.5	10.4	10.7	5.8	15.0	14.2	15.2	15.0
3. Twice	7.8	9.4	6.4	8.6	3.6	10.2	8.1	6.5	6.8	7.6	8.9	2.7	11.1	11.8	15.1	14.7
4. Three to five times	7.6	9.7	5.5	8.9	2.7	7.9	8.3	6.8	7.6	6.9	9.9	1.6	10.2	10.9	18.4	22.5
5. Six to nine times	2.1	3.0	1.3	2.4	0.6	2.6	1.6	1.8	2.6	1.8	3.0	0.4	1.9	2.7	5.9	12.8
6. Ten or more times	1.3	1.8	0.7	1.4	0.4	1.7	1.2	1.3	1.1	0.9	2.2	0.2	1.1	1.4	4.0	9.1
<i>Item 850 Subject A01d</i>	<i>N</i> 14152	6544	7025	9749	1444	3024	3718	4808	2603	10682	2682	6890	3188	1402	2324	193
The next major section of this questionnaire deals with various other drugs. There is a lot of talk these days about this subject, but very little accurate information. Therefore, we still have a lot to learn about the actual experiences and attitudes of people your age.																
We hope that you can answer all questions; but if you find one which you feel you cannot answer honestly, we would prefer that you leave it blank.																
Remember that your answers will be kept strictly confidential; they are never connected with your name or your class.																
B07: On how many occasions (if any) have you used marijuana (weed, pot) or hashish (hash, hash oil) . . .																

†=excludes respondents for whom question was inappropriate.

DESCRIPTIVE RESULTS: 2004

31

QUESTIONNAIRE FORM 1-6 2004	TOTAL	SEX		RACE		REGION				COLLEGE PLANS?		ILLCIT DRUG USE: LIFETIME				
		M	F	White	Black	NE	NC	S	W	Yes	No	None	Mari- juana Only	Few Pills	More Pills	Any Her- oin
<i>N (Weighted No. of Cases):</i>	15222	6987	7357	10168	1606	3226	3977	5207	2813	11178	2934	7191	3347	1494	2476	219
<i>% of Weighted Total:</i>	100.0	45.9	48.3	66.8	10.6	21.2	26.1	34.2	18.5	73.4	19.3	47.2	22.0	9.8	16.3	1.4
B07A: . . . in your lifetime?																
1. 0 occasions	54.3	51.5	57.4	52.0	60.8	48.8	54.4	58.0	53.5	56.5	47.4	100.0	-	29.7	12.6	4.0
2. 1-2	10.3	9.6	11.1	10.0	14.6	8.9	10.7	11.1	9.8	10.3	10.3	-	34.2	12.7	6.8	5.5
3. 3-5	6.0	6.0	6.1	6.1	5.9	6.3	6.6	5.4	5.9	6.0	6.1	-	18.2	9.7	5.1	3.4
4. 6-9	4.8	4.4	5.0	4.9	4.2	5.6	5.3	3.8	4.8	4.9	4.3	-	12.4	7.6	6.3	7.2
5. 10-19	4.9	4.3	5.4	5.4	3.2	5.2	4.7	4.3	5.7	4.8	5.6	-	11.0	9.4	8.1	3.4
6. 20-39	4.8	4.8	4.9	5.5	2.0	6.1	4.9	3.9	4.6	4.6	5.7	-	8.8	9.1	10.4	8.2
7. 40 or more	15.1	19.4	10.2	16.1	9.4	19.1	13.4	13.5	15.7	12.9	20.6	-	15.3	21.8	50.8	68.4
<i>Item 860 Subject A01a</i>	<i>N 14624</i>	<i>6796</i>	<i>7231</i>	<i>9991</i>	<i>1531</i>	<i>3110</i>	<i>3833</i>	<i>4999</i>	<i>2682</i>	<i>10999</i>	<i>2819</i>	<i>7191</i>	<i>3336</i>	<i>1465</i>	<i>2415</i>	<i>200</i>
B07B: . . . during the last 12 months?																
1. 0 occasions	65.7	62.6	69.2	63.1	74.8	59.9	66.0	69.9	64.4	67.4	61.0	100.0	33.8	45.1	24.6	12.6
2. 1-2	9.8	9.5	10.2	10.4	8.9	9.3	11.0	9.1	10.0	10.0	9.4	-	27.6	15.7	11.1	9.6
3. 3-5	5.5	5.7	5.3	5.8	4.7	6.5	5.6	4.9	5.2	5.4	5.8	-	13.0	9.8	8.4	7.9
4. 6-9	3.7	3.3	4.2	4.2	2.1	4.4	3.6	2.8	4.9	3.7	3.9	-	7.8	6.2	7.3	9.4
5. 10-19	3.7	3.7	3.8	4.1	2.9	4.8	3.2	3.4	3.8	3.7	4.0	-	6.3	6.9	8.8	9.6
6. 20-39	3.0	3.4	2.4	3.2	2.0	4.3	3.3	2.3	2.3	2.6	4.0	-	4.9	3.8	8.6	5.8
7. 40 or more	8.5	11.8	4.8	9.2	4.6	10.8	7.3	7.6	9.3	7.2	11.8	-	6.6	12.4	31.1	45.0
<i>Item 870 Subject A01b</i>	<i>N 14593</i>	<i>6774</i>	<i>7220</i>	<i>9971</i>	<i>1519</i>	<i>3099</i>	<i>3823</i>	<i>4988</i>	<i>2682</i>	<i>10979</i>	<i>2814</i>	<i>7191</i>	<i>3314</i>	<i>1464</i>	<i>2402</i>	<i>201</i>
B07C: . . . during the last 30 days?																
1. 0 occasions	80.1	77.0	83.4	78.5	85.8	74.9	81.9	82.4	79.1	81.7	75.9	100.0	69.2	68.2	46.8	33.2
2. 1-2	6.8	6.8	6.9	7.3	5.0	8.6	5.9	6.0	7.3	7.0	6.1	-	15.4	12.4	11.5	7.3
3. 3-5	3.3	3.0	3.5	3.5	2.9	4.2	3.3	2.9	3.0	3.1	3.8	-	5.9	5.4	7.9	5.2
4. 6-9	2.0	2.4	1.6	2.0	1.5	2.4	1.8	1.7	2.2	1.7	2.7	-	2.7	3.4	4.9	13.0
5. 10-19	2.3	3.1	1.5	2.5	1.8	3.1	2.1	2.1	2.3	2.0	3.4	-	2.9	3.6	7.3	6.9
6. 20-39	2.3	2.8	1.5	2.5	1.6	3.0	2.2	1.8	2.5	1.9	3.3	-	2.0	3.6	8.0	10.4
7. 40 or more	3.3	4.9	1.6	3.6	1.4	3.8	2.9	3.2	3.6	2.6	4.8	-	1.7	3.4	13.4	24.0
<i>Item 880 Subject A01c</i>	<i>N 14592</i>	<i>6781</i>	<i>7217</i>	<i>9978</i>	<i>1519</i>	<i>3099</i>	<i>3825</i>	<i>4987</i>	<i>2680</i>	<i>10984</i>	<i>2812</i>	<i>7191</i>	<i>3311</i>	<i>1461</i>	<i>2404</i>	<i>204</i>
B08: On how many occasions, if any, have you used LSD ("acid") . . .																
B08A: . . . in your lifetime?																
1. 0 occasions	95.4	94.2	96.8	95.0	98.9	95.4	96.3	94.9	95.0	96.3	93.2	100.0	100.0	94.4	81.1	36.7
2. 1-2	2.6	3.0	2.1	2.9	0.4	2.5	2.1	2.9	2.8	2.1	3.8	-	-	5.6	10.0	23.6
3. 3-5	0.7	1.0	0.5	0.8	0.1	1.0	0.4	0.9	0.7	0.6	1.1	-	-	-	3.5	10.8
4. 6-9	0.5	0.6	0.3	0.4	0.1	0.4	0.4	0.5	0.6	0.3	0.7	-	-	-	1.9	10.6
5. 10-19	0.3	0.4	0.2	0.3	0.2	0.2	0.4	0.3	0.2	0.3	0.4	-	-	-	1.4	4.5
6. 20-39	0.2	0.2	0.1	0.2	-	0.2	0.2	0.2	0.1	0.1	0.2	-	-	-	0.7	2.5
7. 40 or more	0.4	0.5	0.1	0.3	0.3	0.4	0.2	0.4	0.6	0.3	0.5	-	-	-	1.4	11.2
<i>Item 890 Subject A01a</i>	<i>N 14737</i>	<i>6870</i>	<i>7270</i>	<i>10055</i>	<i>1568</i>	<i>3128</i>	<i>3853</i>	<i>5051</i>	<i>2704</i>	<i>11060</i>	<i>2880</i>	<i>7151</i>	<i>3318</i>	<i>1481</i>	<i>2444</i>	<i>212</i>
B08B: . . . during the last 12 months?																
1. 0 occasions	97.8	96.9	98.8	97.6	99.3	97.7	98.2	97.4	97.7	98.2	96.8	100.0	100.0	98.9	90.6	59.0
2. 1-2	1.4	1.9	0.9	1.6	0.2	1.5	1.1	1.6	1.4	1.1	2.1	-	-	1.1	6.1	20.8
3. 3-5	0.3	0.4	0.1	0.3	0.1	0.2	0.2	0.4	0.2	0.2	0.3	-	-	-	1.3	3.6
4. 6-9	0.2	0.3	0.1	0.2	*	0.2	0.3	0.1	0.2	0.1	0.3	-	-	-	0.7	6.1
5. 10-19	0.2	0.3	0.1	0.1	0.1	0.3	0.1	0.1	0.2	0.1	0.2	-	-	-	0.6	4.6
6. 20-39	*	0.1	*	*	-	-	*	0.1	*	*	0.1	-	-	-	*	2.4
7. 40 or more	0.2	0.2	0.1	0.1	0.2	0.1	0.1	0.2	0.3	0.1	0.2	-	-	-	0.6	3.5
<i>Item 900 Subject A01b</i>	<i>N 14736</i>	<i>6869</i>	<i>7270</i>	<i>10056</i>	<i>1566</i>	<i>3127</i>	<i>3853</i>	<i>5051</i>	<i>2705</i>	<i>11061</i>	<i>2880</i>	<i>7152</i>	<i>3318</i>	<i>1481</i>	<i>2439</i>	<i>213</i>
B08C: . . . during the last 30 days?																
1. 0 occasions	99.3	98.9	99.7	99.4	99.3	99.3	99.3	99.2	99.4	99.6	98.6	100.0	100.0	99.6	97.5	80.0
2. 1-2	0.3	0.5	0.2	0.4	0.2	0.3	0.4	0.3	0.3	0.2	0.7	-	-	0.4	1.1	6.4
3. 3-5	0.1	0.1	0.1	0.1	0.1	0.1	0.1	0.1	*	0.1	0.2	-	-	-	0.3	3.9
4. 6-9	0.1	0.2	*	*	0.1	0.1	0.1	0.1	0.1	*	0.1	-	-	-	0.2	4.3
5. 10-19	0.1	0.1	*	0.1	0.1	0.2	*	*	*	0.1	0.1	-	-	-	0.4	0.5
6. 20-39	*	0.1	*	*	-	-	-	0.1	*	*	*	-	-	-	0.1	1.6
7. 40 or more	0.1	0.2	*	0.1	0.2	0.1	0.1	0.1	0.2	0.1	0.2	-	-	-	0.4	3.2
<i>Item 910 Subject A01c</i>	<i>N 14731</i>	<i>6866</i>	<i>7272</i>	<i>10055</i>	<i>1566</i>	<i>3128</i>	<i>3849</i>	<i>5051</i>	<i>2703</i>	<i>11060</i>	<i>2878</i>	<i>7152</i>	<i>3319</i>	<i>1480</i>	<i>2439</i>	<i>210</i>

*=less than .05 percent.

*=less than .05 percent.

DESCRIPTIVE RESULTS: 2004

33

QUESTIONNAIRE FORM 1-6 2004	TOTAL	SEX		RACE		REGION				COLLEGE PLANS?		ILLICIT DRUG USE: LIFETIME				
		M	F	White	Black	NE	NC	S	W	Yes	No	None	Mari- juana Only	Few Pills	More Pills	Any Her- oin
<i>N (Weighted No. of Cases):</i>	15222	6987	7357	10168	1606	3226	3977	5207	2813	11178	2934	7191	3347	1494	2476	219
<i>% of Weighted Total:</i>	100.0	45.9	48.3	66.8	10.6	21.2	26.1	34.2	18.5	73.4	19.3	47.2	22.0	9.8	16.3	1.4
B10C: . . . during the last 30 days?																
1. 0 occasions	97.7	97.1	98.3	97.6	99.1	97.9	98.3	97.5	96.9	98.3	95.9	100.0	100.0	99.0	89.8	61.7
2. 1-2	1.0	1.2	0.8	1.2	0.2	1.0	0.9	0.9	1.4	0.8	1.8	-	-	0.9	4.7	12.1
3. 3-5	0.5	0.7	0.3	0.6	0.1	0.5	0.4	0.6	0.7	0.3	1.1	-	-	*	2.6	6.8
4. 6-9	0.2	0.3	0.2	0.2	0.1	0.2	0.1	0.3	0.3	0.2	0.3	-	-	-	0.9	6.5
5. 10-19	0.3	0.4	0.2	0.3	0.2	0.2	0.3	0.3	0.4	0.3	0.4	-	-	-	1.1	8.0
6. 20-39	0.1	0.1	0.1	0.1	-	0.1	*	0.1	0.1	*	0.2	-	-	-	0.3	2.4
7. 40 or more	0.1	0.2	*	0.1	0.2	0.1	*	0.1	0.2	0.1	0.3	-	-	-	0.5	2.6
<i>Item 970 Subject A01c</i>	<i>N 14601</i>	<i>6849</i>	<i>7261</i>	<i>10039</i>	<i>1557</i>	<i>3084</i>	<i>3822</i>	<i>5019</i>	<i>2676</i>	<i>11015</i>	<i>2865</i>	<i>7088</i>	<i>3267</i>	<i>1472</i>	<i>2406</i>	<i>204</i>
(Data is combined from Forms 1-6, question number and section may vary.) On how many occasions (if any) have you used "crack" (cocaine in chunk or rock form) . . .																
B10D: . . . in your lifetime?																
1. 0 occasions	96.2	95.9	96.6	96.2	98.7	96.8	96.7	96.3	94.6	97.2	93.3	100.0	100.0	95.7	84.5	41.3
2. 1-2	1.8	2.0	1.6	1.8	0.3	1.6	1.6	1.6	2.4	1.4	3.1	-	-	4.3	6.6	17.7
3. 3-5	0.6	0.6	0.5	0.6	0.1	0.4	0.6	0.6	0.8	0.4	1.1	-	-	-	2.8	9.2
4. 6-9	0.4	0.4	0.5	0.4	0.2	0.3	0.4	0.4	0.8	0.3	1.0	-	-	-	1.9	8.7
5. 10-19	0.3	0.3	0.2	0.3	-	0.2	0.1	0.4	0.5	0.2	0.3	-	-	-	1.3	4.3
6. 20-39	0.3	0.3	0.3	0.3	0.2	0.2	0.4	0.2	0.5	0.2	0.5	-	-	-	1.2	8.8
7. 40 or more	0.4	0.5	0.3	0.4	0.4	0.5	0.3	0.4	0.4	0.3	0.8	-	-	-	1.6	9.9
<i>Item 22260 Subject A01a</i>	<i>N 14208</i>	<i>6632</i>	<i>7108</i>	<i>9857</i>	<i>1485</i>	<i>2975</i>	<i>3753</i>	<i>4907</i>	<i>2572</i>	<i>10811</i>	<i>2785</i>	<i>6903</i>	<i>3171</i>	<i>1429</i>	<i>2338</i>	<i>188</i>
B10E: . . . during the last 12 months?																
1. 0 occasions	97.8	97.6	98.1	97.8	99.0	98.4	98.0	97.9	96.7	98.4	96.3	100.0	100.0	98.6	90.7	61.8
2. 1-2	0.9	1.0	0.8	0.9	0.2	0.6	0.9	0.9	1.4	0.8	1.4	-	-	1.4	4.0	9.5
3. 3-5	0.4	0.4	0.4	0.5	0.1	0.3	0.4	0.5	0.6	0.3	0.9	-	-	-	2.0	8.1
4. 6-9	0.3	0.4	0.2	0.2	0.1	0.2	0.2	0.2	0.6	0.2	0.6	-	-	-	1.1	7.6
5. 10-19	0.2	0.2	0.2	0.2	0.1	0.1	0.2	0.2	0.4	0.2	0.4	-	-	-	1.0	3.5
6. 20-39	0.2	0.2	0.1	0.2	0.2	0.1	0.2	0.2	0.1	0.1	0.1	-	-	-	0.5	5.4
7. 40 or more	0.2	0.2	0.1	0.1	0.3	0.3	0.1	0.1	0.2	0.1	0.3	-	-	-	0.6	4.1
<i>Item 22270 Subject A01b</i>	<i>N 14213</i>	<i>6633</i>	<i>7111</i>	<i>9864</i>	<i>1484</i>	<i>2974</i>	<i>3757</i>	<i>4908</i>	<i>2575</i>	<i>10815</i>	<i>2786</i>	<i>6906</i>	<i>3171</i>	<i>1427</i>	<i>2338</i>	<i>191</i>
B10F: . . . during the last 30 days?																
1. 0 occasions	99.0	98.8	99.3	99.1	99.1	99.1	99.2	98.9	98.8	99.3	98.3	100.0	100.0	99.8	96.1	74.8
2. 1-2	0.5	0.6	0.3	0.5	0.1	0.4	0.3	0.5	0.6	0.4	0.8	-	-	0.2	1.9	10.9
3. 3-5	0.1	0.1	0.1	0.1	0.1	*	0.1	0.2	0.1	*	0.4	-	-	-	0.6	2.4
4. 6-9	0.2	0.2	0.2	0.2	0.2	0.2	0.2	0.1	0.3	0.2	0.3	-	-	-	0.7	6.5
5. 10-19	0.1	0.1	*	0.1	0.2	0.1	0.1	0.1	*	0.1	0.1	-	-	-	0.4	2.9
6. 20-39	*	*	-	*	0.1	*	-	*	*	*	*	-	-	-	0.1	0.4
7. 40 or more	0.1	0.1	*	*	0.3	0.1	*	0.1	0.1	*	0.2	-	-	-	0.3	2.1
<i>Item 22280 Subject A01c</i>	<i>N 14210</i>	<i>6632</i>	<i>7110</i>	<i>9861</i>	<i>1484</i>	<i>2974</i>	<i>3754</i>	<i>4908</i>	<i>2574</i>	<i>10812</i>	<i>2785</i>	<i>6906</i>	<i>3172</i>	<i>1427</i>	<i>2337</i>	<i>188</i>
(FORMS 1, 3, 4, AND 6 ONLY) On how many occasions (if any) have you used cocaine in any other form . . .																
B10G: . . . in your lifetime?																
1. 0 occasions	92.7	91.5	94.0	92.4	98.2	93.8	93.6	91.9	91.5	93.9	89.1	100.0	100.0	91.0	67.8	21.0
2. 1-2	2.8	3.2	2.4	2.9	0.8	2.5	2.5	2.9	3.2	2.4	4.0	-	-	9.0	9.8	17.7
3. 3-5	1.3	1.5	1.2	1.4	0.2	1.1	1.1	1.5	1.5	1.0	2.2	-	-	-	7.3	7.5
4. 6-9	0.8	0.9	0.7	0.9	-	0.9	0.7	1.0	0.7	0.6	1.5	-	-	-	4.2	9.3
5. 10-19	0.8	0.9	0.8	0.9	-	0.7	0.9	0.8	0.9	0.7	1.1	-	-	-	4.0	12.6
6. 20-39	0.6	0.6	0.4	0.5	0.5	0.3	0.6	0.7	0.6	0.5	0.6	-	-	-	2.7	7.7
7. 40 or more	1.0	1.5	0.5	1.0	0.3	0.9	0.6	1.2	1.5	0.8	1.5	-	-	-	4.2	24.2
<i>Item 22320 Subject A01a</i>	<i>N 9709</i>	<i>4508</i>	<i>4852</i>	<i>6688</i>	<i>1032</i>	<i>2051</i>	<i>2530</i>	<i>3348</i>	<i>1780</i>	<i>7296</i>	<i>1901</i>	<i>4756</i>	<i>2113</i>	<i>977</i>	<i>1615</i>	<i>133</i>
B10H: . . . during the last 12 months?																
1. 0 occasions	95.3	94.2	96.5	95.0	98.9	95.6	96.1	95.1	94.2	96.1	93.2	100.0	100.0	96.5	78.1	48.3
2. 1-2	1.7	2.0	1.5	1.8	0.4	2.0	1.4	1.6	2.1	1.5	2.4	-	-	3.5	7.4	10.6
3. 3-5	1.0	1.2	0.8	1.1	0.1	0.9	1.0	0.9	1.3	0.9	1.2	-	-	-	5.3	7.7
4. 6-9	0.7	0.8	0.5	0.8	-	0.5	0.6	0.8	0.8	0.5	1.2	-	-	-	3.4	9.1
5. 10-19	0.5	0.7	0.3	0.6	0.1	0.3	0.5	0.7	0.4	0.4	0.9	-	-	-	2.5	9.0
6. 20-39	0.4	0.4	0.3	0.3	0.4	0.3	0.3	0.5	0.5	0.3	0.5	-	-	-	1.8	6.6
7. 40 or more	0.4	0.6	0.1	0.4	0.1	0.3	0.1	0.4	0.8	0.3	0.6	-	-	-	1.6	8.8
<i>Item 22330 Subject A01b</i>	<i>N 9709</i>	<i>4506</i>	<i>4853</i>	<i>6690</i>	<i>1030</i>	<i>2051</i>	<i>2531</i>	<i>3345</i>	<i>1781</i>	<i>7297</i>	<i>1900</i>	<i>4758</i>	<i>2114</i>	<i>976</i>	<i>1612</i>	<i>133</i>

*=less than .05 percent.

MONITORING THE FUTURE

QUESTIONNAIRE FORM 1-6 2004	TOTAL	SEX		RACE		REGION				COLLEGE PLANS?		ILLICIT DRUG USE: LIFETIME				
		M	F	White	Black	NE	NC	S	W	Yes	No	None	Mari- juana Only	Few Pills	More Pills	Any Her- oin
<i>N (Weighted No. of Cases):</i>	15222	6987	7357	10168	1606	3226	3977	5207	2813	11178	2934	7191	3347	1494	2476	219
<i>% of Weighted Total:</i>	100.0	45.9	48.3	66.8	10.6	21.2	26.1	34.2	18.5	73.4	19.3	47.2	22.0	9.8	16.3	1.4
B10I: . . . during the last 30 days?																
1. 0 occasions	97.8	97.4	98.3	97.7	99.1	98.0	98.4	97.7	97.2	98.4	96.3	100.0	100.0	99.3	90.4	64.3
2. 1-2	0.9	0.9	1.0	1.0	0.2	0.9	0.9	1.0	0.9	0.7	1.9	-	-	0.7	4.5	8.6
3. 3-5	0.5	0.7	0.2	0.5	0.1	0.5	0.2	0.5	0.7	0.4	0.6	-	-	-	2.3	7.8
4. 6-9	0.3	0.4	0.3	0.3	0.3	0.2	0.3	0.3	0.6	0.3	0.4	-	-	-	1.4	7.7
5. 10-19	0.2	0.3	0.2	0.3	0.1	0.2	0.2	0.3	0.2	0.2	0.4	-	-	-	0.9	6.9
6. 20-39	0.1	0.1	*	*	0.1	0.1	-	0.1	0.2	*	0.2	-	-	-	0.2	2.5
7. 40 or more	0.1	0.1	*	0.1	0.1	0.1	-	0.1	0.2	*	0.2	-	-	-	0.3	2.2
<i>Item 22340 Subject A01c</i>	<i>N 9712</i>	<i>4509</i>	<i>4854</i>	<i>6693</i>	<i>1031</i>	<i>2051</i>	<i>2536</i>	<i>3344</i>	<i>1781</i>	<i>7298</i>	<i>1902</i>	<i>4759</i>	<i>2114</i>	<i>976</i>	<i>1611</i>	<i>136</i>
B11: Amphetamines have been prescribed by doctors to help people lose weight or to give people more energy. They are sometimes called uppers, ups, speed, bennies, dexies, pep pills, and diet pills. Drugstores are not supposed to sell them without a prescription from a doctor. Amphetamines do NOT include any non-prescription drugs, such as over-the-counter diet pills (like Dexatrim) or stay-awake pills (like No-Doz), or any mail-order drugs.																
On how many occasions (if any) have you taken amphetamines on your own—that is, without a doctor telling you to take them . . .																
B11A: . . . in your lifetime?																
1. 0 occasions	85.0	85.9	84.5	82.5	96.6	85.2	83.9	85.1	86.3	86.7	79.5	100.0	100.0	67.3	36.0	26.8
2. 1-2	5.2	4.5	5.9	5.9	1.4	5.0	5.9	5.1	4.4	4.7	7.1	-	-	32.7	10.6	7.7
3. 3-5	2.9	3.0	2.8	3.5	0.4	3.1	2.9	2.9	3.0	2.5	4.0	-	-	-	16.5	14.1
4. 6-9	2.0	2.1	1.9	2.3	0.6	2.1	1.9	1.9	2.2	1.7	3.1	-	-	-	11.2	10.3
5. 10-19	1.7	1.5	1.7	2.1	0.4	1.6	1.9	1.7	1.4	1.5	2.2	-	-	-	9.0	11.9
6. 20-39	1.2	0.9	1.4	1.4	0.1	1.0	1.6	1.2	1.0	1.0	1.8	-	-	-	6.3	10.9
7. 40 or more	2.0	2.1	1.9	2.3	0.4	2.0	2.0	2.1	1.7	1.9	2.3	-	-	-	10.4	18.3
<i>Item 980 Subject A01a</i>	<i>N 14680</i>	<i>6872</i>	<i>7264</i>	<i>10057</i>	<i>1564</i>	<i>3105</i>	<i>3841</i>	<i>5040</i>	<i>2693</i>	<i>11063</i>	<i>2874</i>	<i>7125</i>	<i>3283</i>	<i>1475</i>	<i>2434</i>	<i>209</i>
B11B: . . . during the last 12 months?																
1. 0 occasions	90.0	90.1	90.1	88.3	98.0	90.5	89.8	89.7	90.5	91.1	86.7	100.0	100.0	88.3	52.0	39.2
2. 1-2	4.2	4.2	4.2	4.9	0.9	3.8	4.7	4.1	4.1	3.7	5.6	-	-	11.7	16.7	18.3
3. 3-5	2.0	2.1	1.9	2.5	0.3	2.0	1.9	2.1	2.2	1.8	3.0	-	-	-	10.8	17.4
4. 6-9	1.4	1.3	1.4	1.6	0.4	1.5	1.0	1.7	1.2	1.2	2.0	-	-	-	7.9	4.8
5. 10-19	0.9	0.8	1.0	1.1	0.1	0.8	1.2	0.8	1.0	0.9	1.0	-	-	-	5.1	6.3
6. 20-39	0.8	0.7	0.9	0.9	0.3	0.7	0.9	0.9	0.3	0.7	0.9	-	-	-	4.1	7.0
7. 40 or more	0.7	0.7	0.6	0.7	0.1	0.8	0.5	0.7	0.6	0.6	0.8	-	-	-	3.4	7.0
<i>Item 990 Subject A01b</i>	<i>N 14668</i>	<i>6864</i>	<i>7259</i>	<i>10048</i>	<i>1561</i>	<i>3103</i>	<i>3841</i>	<i>5033</i>	<i>2691</i>	<i>11050</i>	<i>2875</i>	<i>7130</i>	<i>3286</i>	<i>1466</i>	<i>2428</i>	<i>206</i>
B11C: . . . during the last 30 days?																
1. 0 occasions	95.4	95.4	95.5	94.6	98.7	95.4	95.4	94.9	96.1	96.0	93.5	100.0	100.0	97.2	76.6	64.9
2. 1-2	2.5	2.6	2.3	3.0	0.4	2.3	2.9	2.4	2.0	2.2	3.4	-	-	2.8	12.0	14.0
3. 3-5	0.9	0.8	0.9	1.0	0.4	0.8	0.6	1.1	0.9	0.8	1.2	-	-	-	4.6	7.4
4. 6-9	0.6	0.5	0.6	0.6	0.3	0.5	0.5	0.7	0.4	0.4	0.9	-	-	-	3.0	4.9
5. 10-19	0.4	0.5	0.4	0.5	0.1	0.6	0.3	0.5	0.4	0.4	0.5	-	-	-	2.1	6.5
6. 20-39	0.3	0.2	0.3	0.3	0.1	0.4	0.3	0.2	0.1	0.2	0.4	-	-	-	1.4	2.0
7. 40 or more	0.1	0.1	0.1	0.1	-	*	0.1	0.1	0.1	0.1	0.1	-	-	-	0.4	0.4
<i>Item 1000 Subject A01c</i>	<i>N 14663</i>	<i>6862</i>	<i>7260</i>	<i>10047</i>	<i>1561</i>	<i>3103</i>	<i>3841</i>	<i>5030</i>	<i>2689</i>	<i>11044</i>	<i>2877</i>	<i>7129</i>	<i>3286</i>	<i>1466</i>	<i>2424</i>	<i>205</i>
(FORMS 4 AND 6 ONLY) On how many occasions (if any) have you used methamphetamine (meth, speed, crank, crystal meth) by any method . . .																
B11D: . . . in your lifetime?																
1. 0 occasions	93.8	93.4	94.3	93.3	98.7	96.4	94.3	92.9	91.9	95.3	89.1	100.0	100.0	93.7	74.7	18.9
2. 1-2	2.8	3.0	2.5	3.1	0.6	2.6	2.4	2.9	3.1	2.3	4.2	-	-	6.3	11.2	15.3
3. 3-5	0.9	0.9	0.9	1.1	-	0.3	0.9	1.1	1.1	0.6	2.1	-	-	-	4.4	9.9
4. 6-9	0.6	0.5	0.6	0.7	-	0.1	0.9	0.6	0.7	0.4	1.2	-	-	-	3.0	4.6
5. 10-19	0.4	0.3	0.6	0.5	-	0.1	0.5	0.3	1.1	0.2	1.1	-	-	-	1.6	10.6
6. 20-39	0.4	0.6	0.3	0.5	0.5	0.2	0.4	0.6	0.5	0.4	0.5	-	-	-	1.6	10.9
7. 40 or more	1.1	1.3	0.8	0.9	0.2	0.3	0.7	1.6	1.5	0.8	1.8	-	-	-	3.5	29.8
<i>Item 30800 Subject A01a</i>	<i>N 4864</i>	<i>2227</i>	<i>2487</i>	<i>3400</i>	<i>521</i>	<i>1043</i>	<i>1271</i>	<i>1654</i>	<i>896</i>	<i>3680</i>	<i>976</i>	<i>2357</i>	<i>1055</i>	<i>500</i>	<i>814</i>	<i>77</i>

*less than .05 percent.

DESCRIPTIVE RESULTS: 2004

35

QUESTIONNAIRE FORM 1-6 2004	TOTAL	SEX		RACE		REGION				COLLEGE PLANS?		ILLICIT DRUG USE: LIFETIME				
		M	F	White	Black	NE	NC	S	W	Yes	No	None	Mari- juana Only	Few Pills	More Pills	Any Her- oin
<i>N (Weighted No. of Cases):</i>	15222	6987	7357	10168	1606	3226	3977	5207	2813	11178	2934	7191	3347	1494	2476	219
<i>% of Weighted Total:</i>	100.0	45.9	48.3	66.8	10.6	21.2	26.1	34.2	18.5	73.4	19.3	47.2	22.0	9.8	16.3	1.4
B11E: . . . during the last 12 months?																
1. 0 occasions	96.6	96.3	96.9	96.4	98.7	98.7	96.7	96.0	95.1	97.6	93.3	100.0	100.0	98.5	86.4	42.0
2. 1-2	1.2	1.4	1.1	1.3	0.6	0.6	1.5	1.1	1.7	0.7	3.0	-	-	1.5	5.3	11.4
3. 3-5	0.6	0.4	0.7	0.7	-	0.1	0.3	0.8	1.0	0.5	0.8	-	-	-	2.6	7.7
4. 6-9	0.4	0.5	0.4	0.4	-	0.1	0.5	0.5	0.6	0.3	0.7	-	-	-	1.6	9.1
5. 10-19	0.4	0.3	0.4	0.3	-	0.1	0.2	0.5	0.7	0.2	0.7	-	-	-	1.1	10.0
6. 20-39	0.4	0.7	0.2	0.4	0.7	0.3	0.3	0.6	0.5	0.3	0.8	-	-	-	1.7	8.4
7. 40 or more	0.4	0.5	0.2	0.4	-	0.1	0.5	0.5	0.3	0.3	0.7	-	-	-	1.2	11.3
<i>Item 30810 Subject A01b</i>	<i>N</i> 4832	2212	2472	3384	513	1041	1267	1640	884	3653	973	2339	1047	494	812	79
B11F: . . . during the last 30 days?																
1. 0 occasions	98.6	98.3	98.9	98.7	98.9	99.5	98.7	98.1	98.3	99.0	97.2	100.0	100.0	100.0	94.7	67.3
2. 1-2	0.5	0.5	0.5	0.5	0.3	0.2	0.5	0.7	0.6	0.4	1.0	-	-	-	2.2	9.0
3. 3-5	0.3	0.5	0.3	0.4	-	0.1	0.3	0.6	0.4	0.2	0.8	-	-	-	1.5	6.2
4. 6-9	0.1	0.1	0.1	0.1	-	-	0.1	0.1	0.1	0.1	0.1	-	-	-	0.3	2.1
5. 10-19	0.3	0.5	0.1	0.2	0.7	0.1	0.3	0.3	0.5	0.3	0.5	-	-	-	0.8	10.7
6. 20-39	0.1	0.1	*	0.1	-	0.1	0.1	*	0.1	*	0.2	-	-	-	0.2	2.0
7. 40 or more	0.1	*	0.1	0.1	-	-	0.1	0.2	-	0.1	0.2	-	-	-	0.3	2.7
<i>Item 30820 Subject A01c</i>	<i>N</i> 4826	2207	2472	3379	512	1040	1263	1640	883	3650	971	2338	1046	494	811	77
(FORMS 2 AND 5 ONLY) On how many occasions (if any) have you smoked (or inhaled the fumes of) crystal meth ("ice") . . .																
B11G: . . . in your lifetime?																
1. 0 occasions	96.0	95.9	96.2	96.3	97.4	98.3	96.6	95.2	93.8	96.7	93.6	100.0	100.0	91.5	84.6	56.0
2. 1-2	2.0	2.0	2.0	1.8	1.6	0.7	1.8	2.8	2.5	1.7	3.2	-	-	8.5	6.2	8.7
3. 3-5	0.5	0.6	0.5	0.5	-	0.2	0.4	0.5	1.2	0.4	0.9	-	-	-	2.9	4.1
4. 6-9	0.3	0.4	0.2	0.3	0.1	0.2	0.5	0.2	0.6	0.3	0.5	-	-	-	1.0	10.3
5. 10-19	0.3	0.2	0.4	0.3	0.2	-	0.4	0.2	0.6	0.2	0.3	-	-	-	1.5	3.1
6. 20-39	0.3	0.4	0.3	0.4	0.2	0.4	0.2	0.4	0.4	0.3	0.5	-	-	-	1.4	6.7
7. 40 or more	0.5	0.5	0.5	0.5	0.4	0.3	0.1	0.8	0.9	0.4	1.0	-	-	-	2.2	11.3
<i>Item 24380 Subject A01a</i>	<i>N</i> 4943	2373	2440	3387	540	1039	1302	1702	899	3758	981	2345	1152	504	808	73
B11H: . . . during the last 12 months?																
1. 0 occasions	97.9	97.4	98.4	98.0	99.2	99.1	98.2	97.7	96.5	98.5	95.6	100.0	100.0	98.3	91.0	70.1
2. 1-2	0.9	1.3	0.6	1.0	*	0.3	1.1	0.9	1.5	0.6	2.2	-	-	1.7	3.8	8.0
3. 3-5	0.5	0.6	0.4	0.4	0.3	0.3	0.5	0.5	0.7	0.3	1.0	-	-	-	2.1	8.0
4. 6-9	0.2	0.3	0.2	0.2	0.1	0.1	0.2	0.1	0.7	0.2	0.1	-	-	-	1.0	4.3
5. 10-19	0.2	0.2	0.2	0.1	0.1	0.1	0.1	0.3	0.3	0.1	0.6	-	-	-	0.7	4.0
6. 20-39	0.1	*	0.1	0.1	0.2	0.1	-	*	0.3	0.1	0.1	-	-	-	0.4	1.8
7. 40 or more	0.2	0.2	0.2	0.2	-	*	*	0.5	0.2	0.1	0.4	-	-	-	0.9	3.8
<i>Item 24390 Subject A01b</i>	<i>N</i> 4948	2377	2440	3389	542	1043	1303	1703	899	3761	981	2347	1155	504	809	73
B11I: . . . during the last 30 days?																
1. 0 occasions	99.2	98.9	99.4	99.3	99.4	99.6	99.4	98.9	98.9	99.5	98.2	100.0	100.0	99.5	97.3	76.0
2. 1-2	0.5	0.7	0.2	0.4	0.3	0.3	0.4	0.6	0.4	0.3	1.1	-	-	0.5	1.1	16.5
3. 3-5	0.2	0.2	0.1	0.1	-	-	0.1	0.3	0.2	0.1	0.1	-	-	-	0.8	1.2
4. 6-9	0.1	0.1	-	-	0.2	0.1	0.1	-	0.1	*	0.1	-	-	-	0.1	3.6
5. 10-19	0.1	0.1	0.1	0.1	-	-	-	0.1	0.3	*	0.2	-	-	-	0.5	-
6. 20-39	-	-	-	-	-	-	-	-	-	-	-	-	-	-	-	-
7. 40 or more	0.1	0.1	0.1	0.1	-	*	*	0.1	0.1	*	0.2	-	-	-	0.3	2.7
<i>Item 24400 Subject A01c</i>	<i>N</i> 4946	2375	2440	3388	542	1042	1303	1702	899	3760	981	2347	1155	504	807	73
The next questions are about QUAALUDES (Methaqualone).																
Quaaludes are sometimes called: soapers, quads, ludes.																
B12: (FORM 1 ONLY) On how many occasions (if any) have you taken quaaludes on your own—that is, without a doctor telling you to take them . . .																

*=less than .05 percent.

MONITORING THE FUTURE

QUESTIONNAIRE FORM 1-6 2004	TOTAL	SEX		RACE		REGION				COLLEGE PLANS?		ILLCIT DRUG USE: LIFETIME					
		M	F	White	Black	NE	NC	S	W	Yes	No	None	Mari- juana Only	Few Pills	More Pills	Any Her- oin	
<i>N (Weighted No. of Cases):</i>	15222	6987	7357	10168	1606	3226	3977	5207	2813	11178	2934	7191	3347	1494	2476	219	
<i>% of Weighted Total:</i>	100.0	45.9	48.3	66.8	10.6	21.2	26.1	34.2	18.5	73.4	19.3	47.2	22.0	9.8	16.3	1.4	
B12A: . . . use in your lifetime?																	
1. 0 occasions	98.7	98.2	99.2	98.8	99.6	98.4	98.9	98.6	99.0	99.1	98.3	100.0	100.0	98.1	96.7	62.4	
2. 1-2	0.4	0.4	0.4	0.5	-	0.5	0.6	0.2	0.2	0.3	0.9	-	-	1.9	0.5	9.0	
3. 3-5	0.4	0.5	0.2	0.3	0.4	0.8	-	0.4	0.4	0.2	0.4	-	-	-	1.1	11.6	
4. 6-9	0.2	0.3	0.1	0.1	-	-	0.1	0.4	0.2	0.2	0.2	-	-	-	0.4	9.6	
5. 10-19	0.1	0.1	0.1	0.1	-	0.1	0.1	0.1	0.2	0.1	0.2	-	-	-	0.7	-	
6. 20-39	*	0.1	-	0.1	-	0.2	-	-	-	0.1	-	-	-	-	-	2.9	
7. 40 or more	0.2	0.4	-	0.1	-	-	0.3	0.3	-	0.1	-	-	-	-	0.7	4.4	
<i>Item 1010 Subject A01a</i>	<i>N</i>	<i>2401</i>	<i>1116</i>	<i>1178</i>	<i>1603</i>	<i>247</i>	<i>499</i>	<i>633</i>	<i>825</i>	<i>445</i>	<i>1794</i>	<i>432</i>	<i>1195</i>	<i>544</i>	<i>206</i>	<i>381</i>	<i>38</i>
B12B: . . . during the last 12 months?																	
1. 0 occasions	99.2	98.7	99.7	99.3	99.6	99.1	99.3	99.1	99.5	99.6	98.6	100.0	100.0	99.7	97.9	72.6	
2. 1-2	0.2	0.5	-	0.2	0.4	0.2	0.2	0.4	0.1	-	0.7	-	-	0.3	0.4	9.8	
3. 3-5	0.2	0.2	0.2	0.1	-	0.5	-	0.1	0.2	0.1	0.5	-	-	-	0.4	6.4	
4. 6-9	0.2	0.3	0.1	0.2	-	0.2	0.1	0.3	0.2	0.2	0.2	-	-	-	0.5	6.8	
5. 10-19	*	*	-	*	-	0.1	0.1	-	-	*	-	-	-	-	0.3	-	
6. 20-39	0.1	0.2	-	0.1	-	-	-	0.2	-	0.1	-	-	-	-	-	4.4	
7. 40 or more	0.1	0.2	-	-	-	-	0.3	-	-	-	-	-	-	-	0.5	-	
<i>Item 1020 Subject A01b</i>	<i>N</i>	<i>2401</i>	<i>1116</i>	<i>1178</i>	<i>1603</i>	<i>247</i>	<i>499</i>	<i>633</i>	<i>825</i>	<i>445</i>	<i>1794</i>	<i>432</i>	<i>1195</i>	<i>544</i>	<i>206</i>	<i>381</i>	<i>38</i>
B12C: . . . during the last 30 days?																	
1. 0 occasions	99.5	99.2	99.8	99.6	99.6	99.2	99.6	99.4	99.8	99.7	99.3	100.0	100.0	100.0	99.1	78.0	
2. 1-2	0.3	0.5	0.1	0.2	0.4	0.5	0.1	0.2	0.2	0.1	0.7	-	-	-	0.5	10.4	
3. 3-5	0.1	-	0.1	-	-	0.2	-	-	-	0.1	-	-	-	-	-	3.1	
4. 6-9	0.1	0.1	0.1	0.1	-	-	0.1	0.2	-	0.1	-	-	-	-	0.2	4.0	
5. 10-19	*	-	-	-	-	-	0.1	-	-	-	-	-	-	-	0.2	-	
6. 20-39	0.1	0.2	-	0.1	-	-	-	0.2	-	0.1	-	-	-	-	-	4.4	
7. 40 or more	-	-	-	-	-	-	-	-	-	-	-	-	-	-	-	-	
<i>Item 1030 Subject A01c</i>	<i>N</i>	<i>2401</i>	<i>1116</i>	<i>1178</i>	<i>1603</i>	<i>247</i>	<i>499</i>	<i>633</i>	<i>825</i>	<i>445</i>	<i>1794</i>	<i>432</i>	<i>1195</i>	<i>544</i>	<i>206</i>	<i>381</i>	<i>38</i>
In 2004 the question text was changed in half of the questionnaire forms. "Barbiturates" was changed to "sedatives, including barbiturates." In the list of examples "downs, downers, goofballs, yellows, reds, blues, and rainbows" was replaced with "phenobarbital, Tuinal, Nembutal, and Seconal." Data presented here are based on a combination of responses to both question versions.																	
B13: Sedatives, including barbiturates, are sometimes prescribed by doctors to help people relax or get to sleep. They are sometimes called downs or downers, and include phenobarbital, Tuinal, Nembutal, and Seconal. On how many occasions (if any) have you taken sedatives on your own—that is, without a doctor telling you to take them . . .																	
B13A: . . . in your lifetime?																	
1. 0 occasions	90.1	89.6	90.8	88.8	96.2	91.9	90.8	88.5	90.3	91.1	86.7	100.0	100.0	78.8	58.6	37.7	
2. 1-2	3.9	4.0	3.9	4.4	1.5	3.5	4.3	3.9	3.9	3.8	4.6	-	-	21.2	10.0	10.7	
3. 3-5	1.9	2.0	1.8	2.2	0.6	1.6	1.7	2.3	2.0	1.6	3.1	-	-	-	10.7	12.5	
4. 6-9	1.2	1.1	1.2	1.3	0.3	0.8	1.2	1.4	1.0	1.0	1.6	-	-	-	6.6	5.8	
5. 10-19	1.1	1.2	1.0	1.3	0.8	1.1	0.7	1.4	1.3	1.0	1.4	-	-	-	5.9	10.5	
6. 20-39	0.7	0.9	0.5	0.9	0.3	0.5	0.5	1.1	0.5	0.6	1.2	-	-	-	3.5	7.6	
7. 40 or more	1.0	1.3	0.7	1.1	0.3	0.5	0.8	1.4	1.0	0.8	1.4	-	-	-	4.8	15.2	
<i>Item 1040 Subject A01a</i>	<i>N</i>	<i>14679</i>	<i>6894</i>	<i>7292</i>	<i>10075</i>	<i>1575</i>	<i>3100</i>	<i>3843</i>	<i>5058</i>	<i>2678</i>	<i>11071</i>	<i>2891</i>	<i>7107</i>	<i>3288</i>	<i>1474</i>	<i>2420</i>	<i>211</i>
B13B: . . . during the last 12 months?																	
1. 0 occasions	93.5	93.0	94.0	92.4	97.4	94.6	94.1	92.2	93.7	94.4	90.7	100.0	100.0	91.7	69.5	53.7	
2. 1-2	2.9	3.1	2.8	3.4	1.2	2.7	3.2	3.2	2.4	2.6	4.0	-	-	8.3	11.7	11.6	
3. 3-5	1.4	1.5	1.3	1.7	0.5	1.1	1.2	1.7	1.8	1.1	2.5	-	-	-	7.8	11.4	
4. 6-9	0.8	0.8	0.7	0.9	0.4	0.8	0.5	0.9	0.9	0.7	0.8	-	-	-	3.9	8.7	
5. 10-19	0.6	0.6	0.5	0.7	0.2	0.4	0.4	0.8	0.6	0.5	0.8	-	-	-	3.2	5.8	
6. 20-39	0.4	0.5	0.3	0.5	0.3	0.2	0.3	0.7	0.2	0.3	0.8	-	-	-	2.1	3.6	
7. 40 or more	0.4	0.4	0.3	0.4	-	0.1	0.3	0.6	0.3	0.3	0.4	-	-	-	1.7	5.2	
<i>Item 1050 Subject A01b</i>	<i>N</i>	<i>14679</i>	<i>6894</i>	<i>7291</i>	<i>10077</i>	<i>1574</i>	<i>3102</i>	<i>3844</i>	<i>5055</i>	<i>2678</i>	<i>11067</i>	<i>2892</i>	<i>7108</i>	<i>3291</i>	<i>1472</i>	<i>2419</i>	<i>210</i>

*less than .05 percent.

DESCRIPTIVE RESULTS: 2004

37

QUESTIONNAIRE FORM 1-6 2004	TOTAL	SEX		RACE		REGION				COLLEGE PLANS?		ILLCIT DRUG USE: LIFETIME				
		M	F	White	Black	NE	NC	S	W	Yes	No	None	Mari- juana Only	Few Pills	More Pills	Any Her- oin
<i>N (Weighted No. of Cases):</i>	15222	6987	7357	10168	1606	3226	3977	5207	2813	11178	2934	7191	3347	1494	2476	219
<i>% of Weighted Total:</i>	100.0	45.9	48.3	66.8	10.6	21.2	26.1	34.2	18.5	73.4	19.3	47.2	22.0	9.8	16.3	1.4
B13C: . . . during the last 30 days?																
1. 0 occasions	97.1	96.8	97.5	96.7	98.6	97.9	97.8	96.0	97.3	97.4	96.1	100.0	100.0	97.9	86.6	67.5
2. 1-2	1.6	1.7	1.4	1.8	0.7	1.3	1.1	1.9	1.8	1.5	2.0	-	-	2.1	7.1	13.5
3. 3-5	0.6	0.6	0.6	0.7	0.4	0.4	0.5	0.9	0.6	0.6	0.7	-	-	-	3.3	6.1
4. 6-9	0.3	0.4	0.2	0.3	0.2	0.2	0.2	0.5	0.1	0.3	0.5	-	-	-	1.1	8.1
5. 10-19	0.3	0.3	0.2	0.3	0.1	0.1	0.3	0.5	0.1	0.2	0.4	-	-	-	1.3	3.8
6. 20-39	0.1	0.1	0.1	0.1	-	*	0.1	0.2	0.1	0.1	0.3	-	-	-	0.6	1.0
7. 40 or more	*	*	-	*	-	*	-	-	-	-	*	-	-	-	*	-
<i>Item 1060 Subject A01c</i>	<i>N 14678</i>	<i>6893</i>	<i>7291</i>	<i>10076</i>	<i>1574</i>	<i>3099</i>	<i>3845</i>	<i>5053</i>	<i>2679</i>	<i>11065</i>	<i>2892</i>	<i>7107</i>	<i>3291</i>	<i>1474</i>	<i>2417</i>	<i>210</i>
In 2001 the question text was changed in half of the questionnaire forms. In the list of examples Miltown was replaced with Xanax. In 2002, the remaining forms were changed. Data presented here are based on responses to the changed question version.																
B14: Tranquilizers are sometimes prescribed by doctors to calm people down, quiet their nerves, or relax their muscles. Librium, Valium, and Xanax are all tranquilizers. On how many occasions (if any) have you taken tranquilizers on your own—that is, without a doctor telling you to take them . . .																
B14A: . . . in your lifetime?																
1. 0 occasions	89.4	88.8	90.2	87.5	97.2	90.9	91.0	87.4	89.2	90.1	86.7	100.0	100.0	79.0	54.9	29.1
2. 1-2	4.5	4.3	4.7	5.5	1.1	3.9	4.2	4.8	5.3	4.3	5.8	-	-	21.0	13.8	9.7
3. 3-5	1.9	1.9	2.0	2.3	0.6	2.1	1.8	2.0	1.8	1.9	2.0	-	-	-	10.7	11.6
4. 6-9	1.1	1.1	1.0	1.4	0.2	0.9	0.8	1.4	1.2	1.0	1.5	-	-	-	5.5	12.9
5. 10-19	1.0	1.3	0.8	1.2	0.2	1.1	0.9	1.2	1.0	1.1	0.8	-	-	-	5.7	7.5
6. 20-39	0.8	0.9	0.7	0.9	0.5	0.4	0.7	1.4	0.5	0.7	1.4	-	-	-	4.3	9.0
7. 40 or more	1.1	1.7	0.5	1.3	0.3	0.8	0.6	1.8	1.0	0.9	1.8	-	-	-	5.1	20.2
<i>Item 1070 Subject A01a</i>	<i>N 14664</i>	<i>6891</i>	<i>7286</i>	<i>10089</i>	<i>1571</i>	<i>3092</i>	<i>3846</i>	<i>5048</i>	<i>2679</i>	<i>11066</i>	<i>2884</i>	<i>7101</i>	<i>3278</i>	<i>1477</i>	<i>2424</i>	<i>210</i>
B14B: . . . during the last 12 months?																
1. 0 occasions	92.7	92.0	93.5	91.2	98.2	93.5	93.8	91.0	93.0	93.2	90.9	100.0	100.0	91.2	65.8	42.0
2. 1-2	3.6	3.6	3.7	4.5	0.4	3.3	3.7	3.7	3.8	3.4	4.7	-	-	8.8	15.1	17.9
3. 3-5	1.2	1.2	1.2	1.4	0.4	1.4	1.0	1.3	1.2	1.2	1.1	-	-	-	6.5	9.2
4. 6-9	0.9	1.1	0.7	1.1	0.3	0.7	0.5	1.3	0.9	0.9	0.9	-	-	-	4.5	11.1
5. 10-19	0.8	1.0	0.6	0.9	0.6	0.7	0.5	1.3	0.5	0.7	1.2	-	-	-	4.4	6.1
6. 20-39	0.3	0.4	0.2	0.4	0.2	0.3	0.1	0.5	0.4	0.3	0.5	-	-	-	1.7	4.7
7. 40 or more	0.5	0.7	0.2	0.5	*	0.1	0.4	0.9	0.2	0.3	0.7	-	-	-	2.0	9.1
<i>Item 1080 Subject A01b</i>	<i>N 14653</i>	<i>6883</i>	<i>7282</i>	<i>10077</i>	<i>1571</i>	<i>3091</i>	<i>3842</i>	<i>5044</i>	<i>2676</i>	<i>11056</i>	<i>2883</i>	<i>7101</i>	<i>3278</i>	<i>1472</i>	<i>2419</i>	<i>207</i>
B14C: . . . during the last 30 days?																
1. 0 occasions	96.9	96.4	97.5	96.5	98.7	97.2	98.2	95.4	97.3	97.2	95.8	100.0	100.0	98.8	85.1	60.8
2. 1-2	1.7	1.7	1.5	2.0	0.4	1.6	1.1	2.1	1.7	1.5	2.2	-	-	1.2	8.1	13.6
3. 3-5	0.6	0.8	0.4	0.7	0.3	0.7	0.2	1.0	0.2	0.6	0.6	-	-	-	3.0	8.6
4. 6-9	0.4	0.4	0.3	0.3	0.2	0.2	0.2	0.6	0.5	0.3	0.4	-	-	-	1.7	5.9
5. 10-19	0.3	0.5	0.2	0.4	0.3	0.2	0.2	0.6	0.2	0.3	0.5	-	-	-	1.3	8.0
6. 20-39	0.1	0.1	0.1	0.1	0.1	0.1	0.1	0.2	-	0.1	0.2	-	-	-	0.6	0.2
7. 40 or more	0.1	0.1	*	0.1	-	-	0.1	0.1	-	*	0.2	-	-	-	0.1	2.8
<i>Item 1090 Subject A01c</i>	<i>N 14651</i>	<i>6883</i>	<i>7282</i>	<i>10075</i>	<i>1572</i>	<i>3091</i>	<i>3841</i>	<i>5043</i>	<i>2675</i>	<i>11055</i>	<i>2882</i>	<i>7101</i>	<i>3279</i>	<i>1472</i>	<i>2418</i>	<i>206</i>
B15: On how many occasions (if any) have you used heroin . . .																
B15A: . . . in your lifetime?																
1. 0 occasions	98.5	98.0	99.0	98.6	99.2	98.7	98.7	98.2	98.5	98.9	97.4	100.0	100.0	100.0	100.0	-
2. 1-2	0.6	0.9	0.5	0.7	0.1	0.5	0.7	0.7	0.6	0.5	1.2	-	-	-	-	43.8
3. 3-5	0.2	0.3	0.2	0.2	0.1	0.2	0.1	0.4	0.3	0.2	0.3	-	-	-	-	15.9
4. 6-9	0.1	0.2	0.1	0.2	*	0.1	0.2	0.2	0.1	0.1	0.1	-	-	-	-	10.1
5. 10-19	0.1	0.2	0.1	0.1	0.1	0.2	0.1	0.2	0.1	0.1	0.4	-	-	-	-	9.2
6. 20-39	0.1	0.2	*	0.1	0.1	0.2	0.1	0.1	0.1	*	0.2	-	-	-	-	6.8
7. 40 or more	0.2	0.3	0.1	0.1	0.4	0.1	0.2	0.3	0.3	0.2	0.3	-	-	-	-	14.3
<i>Item 1100 Subject A01a</i>	<i>N 14644</i>	<i>6881</i>	<i>7295</i>	<i>10076</i>	<i>1568</i>	<i>3085</i>	<i>3834</i>	<i>5048</i>	<i>2677</i>	<i>11060</i>	<i>2886</i>	<i>7095</i>	<i>3269</i>	<i>1481</i>	<i>2405</i>	<i>217</i>

*=less than .05 percent.

MONITORING THE FUTURE

QUESTIONNAIRE FORM 1-6 2004	TOTAL	SEX		RACE		REGION				COLLEGE PLANS?		ILLCIT DRUG USE: LIFETIME				
		M	F	White	Black	NE	NC	S	W	Yes	No	None	Mari- juana Only	Few Pills	More Pills	Any Her- oin
<i>N (Weighted No. of Cases):</i>	15222	6987	7357	10168	1606	3226	3977	5207	2813	11178	2934	7191	3347	1494	2476	219
<i>% of Weighted Total:</i>	100.0	45.9	48.3	66.8	10.6	21.2	26.1	34.2	18.5	73.4	19.3	47.2	22.0	9.8	16.3	1.4
B15B: . . . during the last 12 months?																
1. 0 occasions	99.1	98.8	99.6	99.3	99.2	99.1	99.4	99.0	99.1	99.4	98.4	100.0	100.0	100.0	100.0	41.5
2. 1-2	0.4	0.6	0.2	0.4	0.2	0.4	0.3	0.4	0.3	0.3	0.7	-	-	-	-	25.8
3. 3-5	0.1	0.2	0.1	0.1	0.1	0.1	-	0.1	0.3	0.1	0.2	-	-	-	-	8.6
4. 6-9	0.1	0.2	0.1	0.1	0.1	0.3	0.1	0.1	*	0.1	0.3	-	-	-	-	9.4
5. 10-19	0.1	0.1	*	*	0.2	0.1	0.1	*	0.1	*	0.2	-	-	-	-	4.6
6. 20-39	0.1	0.1	*	*	*	*	*	0.1	0.1	*	0.1	-	-	-	-	3.6
7. 40 or more	0.1	0.2	*	*	0.2	*	0.1	0.2	0.1	0.1	0.2	-	-	-	-	6.5
<i>Item 1110 Subject A01b</i>	<i>N</i> 14646	6878	7298	10074	1569	3088	3831	5050	2677	11061	2885	7096	3271	1481	2405	214
B15C: . . . during the last 30 days?																
1. 0 occasions	99.5	99.3	99.8	99.7	99.3	99.5	99.6	99.5	99.6	99.7	99.2	100.0	100.0	100.0	100.0	69.3
2. 1-2	0.2	0.2	0.1	0.1	0.2	0.2	0.2	0.2	-	0.1	0.2	-	-	-	-	10.9
3. 3-5	0.1	0.1	*	0.1	0.1	0.1	0.1	0.1	0.1	0.1	0.2	-	-	-	-	7.4
4. 6-9	0.1	0.1	*	0.1	0.1	0.1	*	0.1	0.1	*	0.1	-	-	-	-	3.5
5. 10-19	*	0.1	*	*	0.1	*	*	0.1	0.1	*	0.1	-	-	-	-	3.3
6. 20-39	*	*	*	*	-	-	-	*	*	-	*	-	-	-	-	0.6
7. 40 or more	0.1	0.1	-	*	0.2	0.1	0.1	0.1	0.1	*	0.2	-	-	-	-	5.1
<i>Item 1120 Subject A01c</i>	<i>N</i> 14646	6881	7296	10075	1569	3086	3835	5049	2677	11062	2885	7095	3269	1481	2405	216
B15: (FORMS 2, 5, AND 6 ONLY) On how many occasions (if any) have you taken heroin using a needle . . .																
B15D: . . . in your lifetime?																
1. 0 occasions	99.3	98.9	99.7	99.4	99.5	99.2	99.6	99.2	99.3	99.6	98.5	100.0	100.0	100.0	100.0	56.6
2. 1-2	0.2	0.3	0.1	0.3	0.1	0.1	0.1	0.5	0.1	0.2	0.6	-	-	-	-	15.3
3. 3-5	0.1	0.2	*	0.1	-	0.3	*	*	0.1	0.1	0.3	-	-	-	-	7.1
4. 6-9	0.1	0.1	*	*	0.1	0.1	*	0.1	-	0.1	0.1	-	-	-	-	4.0
5. 10-19	0.1	0.1	0.1	0.1	0.2	0.2	*	-	0.2	0.1	0.2	-	-	-	-	5.4
6. 20-39	0.1	0.2	*	0.1	-	0.1	0.1	0.1	0.1	0.1	0.1	-	-	-	-	6.9
7. 40 or more	0.1	0.1	*	*	0.2	0.1	*	0.1	0.1	*	0.1	-	-	-	-	4.7
<i>Item 29630 Subject A01a</i>	<i>N</i> 7373	3456	3710	5087	794	1563	1934	2524	1352	5606	1469	3523	1705	757	1183	118
B15E: . . . during the last 12 months?																
1. 0 occasions	99.6	99.4	99.9	99.7	99.6	99.4	99.8	99.6	99.5	99.8	99.0	100.0	100.0	100.0	100.0	74.5
2. 1-2	0.1	0.2	*	0.1	0.1	0.1	*	0.2	0.3	0.1	0.4	-	-	-	-	8.9
3. 3-5	0.1	0.2	0.1	*	0.2	0.2	-	0.1	*	*	0.3	-	-	-	-	6.4
4. 6-9	0.1	0.1	*	*	0.1	0.2	*	*	*	0.1	0.1	-	-	-	-	4.0
5. 10-19	*	0.1	-	*	-	*	*	-	0.1	*	*	-	-	-	-	1.8
6. 20-39	*	*	*	*	-	-	-	0.1	0.1	-	0.1	-	-	-	-	2.0
7. 40 or more	*	0.1	*	*	0.1	*	*	*	*	*	0.1	-	-	-	-	2.4
<i>Item 29640 Subject A01b</i>	<i>N</i> 7377	3458	3712	5088	793	1565	1934	2524	1353	5609	1469	3525	1706	757	1183	118
B15F: . . . during the last 30 days?																
1. 0 occasions	99.8	99.6	99.9	99.8	99.7	99.7	99.7	99.9	99.8	99.8	99.7	100.0	100.0	100.0	100.0	87.2
2. 1-2	0.1	0.1	*	0.1	0.1	*	0.2	0.1	*	0.1	*	-	-	-	-	4.8
3. 3-5	*	0.1	-	*	-	0.1	-	-	-	*	-	-	-	-	-	1.5
4. 6-9	0.1	0.1	*	*	0.1	0.1	*	0.1	0.1	*	0.1	-	-	-	-	3.3
5. 10-19	*	*	-	-	-	-	-	*	*	-	*	-	-	-	-	1.0
6. 20-39	*	-	*	*	-	-	-	-	*	-	*	-	-	-	-	0.4
7. 40 or more	*	0.1	-	*	0.1	*	*	-	*	*	0.1	-	-	-	-	1.8
<i>Item 29650 Subject A01c</i>	<i>N</i> 7378	3460	3711	5089	793	1563	1937	2524	1354	5610	1469	3523	1707	757	1183	119
B15: (FORMS 2, 5, AND 6 ONLY) On how many occasions (if any) have you taken heroin WITHOUT using a needle...																
B15G: ... in your lifetime?																
1. 0 occasions	98.6	98.2	99.0	98.6	99.4	98.3	99.1	98.4	98.3	98.9	97.5	100.0	100.0	100.0	100.0	13.2
2. 1-2	0.8	1.1	0.5	0.8	0.1	0.9	0.6	1.0	0.6	0.7	1.1	-	-	-	-	49.2
3. 3-5	0.2	0.2	0.1	0.2	-	0.3	-	0.2	0.4	0.2	0.2	-	-	-	-	11.4
4. 6-9	0.1	0.2	0.1	0.1	0.2	0.1	0.2	0.1	0.2	0.1	0.2	-	-	-	-	8.6
5. 10-19	0.1	0.1	0.1	0.1	0.2	0.1	-	0.1	0.3	-	0.7	-	-	-	-	8.1
6. 20-39	0.1	0.1	*	0.1	-	0.1	-	*	0.1	*	0.2	-	-	-	-	3.1
7. 40 or more	0.1	0.1	0.1	0.1	0.2	0.1	0.1	0.1	0.2	0.1	0.2	-	-	-	-	6.3
<i>Item 29660 Subject A01a</i>	<i>N</i> 7362	3457	3710	5083	793	1562	1922	2526	1353	5602	1461	3522	1701	754	1177	121

* = less than .05 percent.

DESCRIPTIVE RESULTS: 2004

39

QUESTIONNAIRE FORM 1-6 2004	TOTAL	SEX		RACE		REGION				COLLEGE PLANS?		ILLCIT DRUG USE: LIFETIME				
		M	F	White	Black	NE	NC	S	W	Yes	No	None	Mari- juana Only	Few Pills	More Pills	Any Her- oin
<i>N (Weighted No. of Cases):</i> <i>% of Weighted Total:</i>	15222 100.0	6987 45.9	7357 48.3	10168 66.8	1606 10.6	3226 21.2	3977 26.1	5207 34.2	2813 18.5	11178 73.4	2934 19.3	7191 47.2	3347 22.0	1494 9.8	2476 16.3	219 1.4
B15H: . . . during the last 12 months?																
1. 0 occasions	99.3	99.1	99.6	99.4	99.4	98.9	99.6	99.5	99.0	99.6	98.5	100.0	100.0	100.0	100.0	57.6
2. 1-2	0.4	0.6	0.2	0.4	0.2	0.8	0.3	0.2	0.3	0.3	0.7	-	-	-	-	22.9
3. 3-5	0.1	0.1	0.1	0.1	0.2	0.1	-	*	0.5	0.1	0.3	-	-	-	-	7.6
4. 6-9	0.1	0.1	*	0.1	0.1	0.1	*	0.2	-	*	0.3	-	-	-	-	5.8
5. 10-19	*	0.1	-	*	0.1	-	-	-	0.2	*	0.1	-	-	-	-	2.2
6. 20-39	0.1	0.1	*	*	0.1	0.1	*	0.1	-	*	0.2	-	-	-	-	3.4
7. 40 or more	*	*	-	*	-	*	-	-	*	-	*	-	-	-	-	0.6
<i>Item 29670 Subject A01b</i>	<i>N 7363</i>	<i>3456</i>	<i>3712</i>	<i>5082</i>	<i>794</i>	<i>1562</i>	<i>1922</i>	<i>2526</i>	<i>1353</i>	<i>5600</i>	<i>1462</i>	<i>3524</i>	<i>1702</i>	<i>754</i>	<i>1177</i>	<i>120</i>
B15I: . . . during the last 30 days?																
1. 0 occasions	99.7	99.6	99.9	99.8	99.6	99.6	99.9	99.6	99.6	99.8	99.4	100.0	100.0	100.0	100.0	80.3
2. 1-2	0.1	0.2	0.1	0.1	0.2	0.3	0.1	0.2	0.1	0.1	0.2	-	-	-	-	8.9
3. 3-5	0.1	0.1	-	0.1	-	-	-	0.1	0.2	*	0.2	-	-	-	-	5.2
4. 6-9	*	0.1	*	*	0.1	*	0.1	*	*	*	0.1	-	-	-	-	2.5
5. 10-19	*	*	*	-	0.1	-	-	0.1	0.1	*	0.1	-	-	-	-	1.9
6. 20-39	-	-	-	-	-	-	-	-	-	-	-	-	-	-	-	-
7. 40 or more	*	*	-	*	-	0.1	-	-	*	*	*	-	-	-	-	1.2
<i>Item 29680 Subject A01c</i>	<i>N 7365</i>	<i>3457</i>	<i>3712</i>	<i>5084</i>	<i>795</i>	<i>1562</i>	<i>1923</i>	<i>2526</i>	<i>1354</i>	<i>5602</i>	<i>1462</i>	<i>3524</i>	<i>1701</i>	<i>754</i>	<i>1178</i>	<i>120</i>
In 2002 the question text was changed in half of the questionnaire forms. In the list of examples Paregoric, Talwin, and Laudanum were replaced with Vicodin, OxyContin, Percocet, Percodan, and Dilaudid in Form 1 and with Vicodin, OxyContin, and Percocet in Forms 2 and 4. In 2003, the remaining forms were changed. Data presented here are based on responses to the changed question version.																
B16: There are a number of narcotics other than heroin, such as methadone, opium, morphine, codeine, Demerol, Vicodin, OxyContin, and Percocet. These are sometimes prescribed by doctors.																
On how many occasions (if any) have you taken narcotics other than heroin on your own—that is, without a doctor telling you to take them . . .																
B16A: . . . in your lifetime?																
1. 0 occasions	86.5	84.9	88.1	83.8	96.7	86.1	87.0	87.2	85.1	87.7	82.9	100.0	100.0	73.8	41.6	16.7
2. 1-2	4.7	4.6	4.9	5.7	1.0	5.4	4.4	4.1	5.2	4.6	4.9	-	-	26.2	11.5	8.9
3. 3-5	2.7	2.7	2.8	3.3	0.6	2.6	2.8	2.4	3.3	2.4	3.8	-	-	-	15.5	11.9
4. 6-9	1.7	2.0	1.4	2.0	0.5	1.9	1.8	1.4	1.8	1.6	2.0	-	-	-	8.9	16.7
5. 10-19	1.7	2.2	1.2	2.1	0.6	1.6	1.7	1.7	1.7	1.5	2.3	-	-	-	9.4	8.3
6. 20-39	1.1	1.5	0.9	1.4	*	1.1	0.8	1.3	1.4	0.9	1.8	-	-	-	6.1	10.1
7. 40 or more	1.6	2.2	0.8	1.7	0.6	1.4	1.4	1.8	1.5	1.3	2.3	-	-	-	7.1	27.3
<i>Item 1130 Subject A01a</i>	<i>N 14579</i>	<i>6879</i>	<i>7278</i>	<i>10064</i>	<i>1562</i>	<i>3073</i>	<i>3808</i>	<i>5028</i>	<i>2669</i>	<i>11014</i>	<i>2876</i>	<i>7072</i>	<i>3250</i>	<i>1471</i>	<i>2403</i>	<i>209</i>
B16B: . . . during the last 12 months?																
1. 0 occasions	90.5	89.1	91.9	88.6	97.4	90.1	91.3	90.9	88.9	91.3	87.6	100.0	100.0	87.1	55.5	36.2
2. 1-2	3.7	3.7	3.9	4.5	0.9	4.3	3.3	3.4	4.4	3.6	4.3	-	-	12.9	14.0	9.9
3. 3-5	2.2	2.6	1.8	2.6	0.5	2.3	2.1	1.9	2.7	2.0	2.7	-	-	-	11.8	16.2
4. 6-9	1.3	1.5	1.0	1.5	0.3	1.2	1.5	1.1	1.4	1.1	1.6	-	-	-	7.2	7.7
5. 10-19	1.2	1.6	0.7	1.5	0.4	1.1	0.8	1.4	1.3	0.9	2.0	-	-	-	5.8	14.0
6. 20-39	0.5	0.8	0.4	0.6	0.2	0.5	0.4	0.6	0.7	0.5	0.8	-	-	-	2.7	7.1
7. 40 or more	0.6	0.8	0.4	0.7	0.3	0.6	0.6	0.7	0.6	0.5	1.0	-	-	-	3.0	8.8
<i>Item 1140 Subject A01b</i>	<i>N 14567</i>	<i>6873</i>	<i>7273</i>	<i>10059</i>	<i>1561</i>	<i>3076</i>	<i>3808</i>	<i>5021</i>	<i>2663</i>	<i>11011</i>	<i>2871</i>	<i>7073</i>	<i>3253</i>	<i>1467</i>	<i>2391</i>	<i>211</i>
B16C: . . . during the last 30 days?																
1. 0 occasions	95.7	94.7	96.7	94.8	98.5	95.6	96.3	95.4	95.4	96.3	93.7	100.0	100.0	97.0	79.4	56.5
2. 1-2	2.3	2.6	2.1	2.8	0.5	2.5	2.2	2.0	2.6	2.0	3.4	-	-	3.0	10.7	16.6
3. 3-5	1.0	1.3	0.7	1.2	0.6	0.9	0.8	1.3	0.8	0.9	1.4	-	-	-	5.2	10.0
4. 6-9	0.5	0.7	0.2	0.6	0.2	0.4	0.3	0.6	0.6	0.4	0.6	-	-	-	2.3	9.6
5. 10-19	0.3	0.4	0.1	0.3	*	0.2	0.1	0.4	0.2	0.2	0.4	-	-	-	1.2	4.3
6. 20-39	0.1	0.1	0.1	0.2	*	0.1	0.1	0.2	0.1	0.1	0.2	-	-	-	0.7	0.6
7. 40 or more	0.1	0.2	0.1	0.1	0.1	0.2	0.1	0.1	0.2	0.1	0.2	-	-	-	0.7	2.5
<i>Item 1150 Subject A01c</i>	<i>N 14562</i>	<i>6868</i>	<i>7273</i>	<i>10054</i>	<i>1561</i>	<i>3075</i>	<i>3806</i>	<i>5021</i>	<i>2660</i>	<i>11007</i>	<i>2872</i>	<i>7073</i>	<i>3254</i>	<i>1467</i>	<i>2387</i>	<i>208</i>

*=less than .05 percent.

MONITORING THE FUTURE

QUESTIONNAIRE FORM 1-6 2004	TOTAL	SEX		RACE		REGION				COLLEGE PLANS?		ILLCIT DRUG USE: LIFETIME				
		M	F	White	Black	NE	NC	S	W	Yes	No	None	Mari- juana Only	Few Pills	More Pills	Any Her- oin
<i>N (Weighted No. of Cases):</i>	15222	6987	7357	10168	1606	3226	3977	5207	2813	11178	2934	7191	3347	1494	2476	219
<i>% of Weighted Total:</i>	100.0	45.9	48.3	66.8	10.6	21.2	26.1	34.2	18.5	73.4	19.3	47.2	22.0	9.8	16.3	1.4
B17: (FORMS 2, 3 and 5 ONLY) On how many occasions (if any) have you sniffed glue, or breathed the contents of aerosol spray cans, or inhaled any other gases or sprays in order to get high . . . B17A: . . . in your lifetime?																
1. 0 occasions	89.1	88.0	90.3	88.0	93.2	89.8	89.9	88.4	88.5	90.1	85.4	96.7	91.6	82.0	71.1	43.8
2. 1-2	6.3	6.9	5.8	7.1	3.9	4.9	6.5	6.7	7.0	5.8	8.6	2.5	5.9	11.6	14.4	16.4
3. 3-5	2.0	2.4	1.5	2.2	0.6	2.6	1.4	1.9	2.1	1.7	2.5	0.3	1.5	3.1	5.7	16.0
4. 6-9	1.0	1.0	1.0	1.2	0.7	0.8	0.8	1.4	1.0	1.0	1.5	0.2	0.4	1.6	3.5	4.8
5. 10-19	0.7	0.6	0.8	0.8	0.6	1.2	0.4	0.6	0.8	0.7	0.9	*	0.3	0.6	3.0	6.2
6. 20-39	0.3	0.4	0.2	0.3	0.4	0.2	0.5	0.3	0.2	0.3	0.5	*	*	0.5	0.9	7.6
7. 40 or more	0.5	0.7	0.4	0.5	0.6	0.4	0.5	0.7	0.4	0.5	0.7	0.2	0.3	0.6	1.4	5.1
<i>Item 1160 Subject A01a</i>	<i>N 7340</i>	<i>3544</i>	<i>3621</i>	<i>5067</i>	<i>804</i>	<i>1541</i>	<i>1921</i>	<i>2549</i>	<i>1329</i>	<i>5551</i>	<i>1463</i>	<i>3526</i>	<i>1659</i>	<i>766</i>	<i>1213</i>	<i>93</i>
B17B: . . . during the last 12 months?																
1. 0 occasions	95.8	95.2	96.6	95.3	98.2	95.7	96.2	95.9	95.4	96.2	94.4	99.3	97.9	93.5	86.8	63.1
2. 1-2	2.3	2.6	1.9	2.6	0.2	2.3	1.9	2.1	3.2	2.0	3.4	0.5	1.4	4.6	7.1	5.5
3. 3-5	0.8	1.0	0.7	1.0	0.8	1.2	0.4	1.1	0.7	0.8	0.9	*	0.5	1.1	2.6	14.5
4. 6-9	0.5	0.6	0.5	0.7	0.6	0.2	1.1	0.5	0.2	0.5	0.7	0.1	0.1	0.7	1.9	7.7
5. 10-19	0.2	0.2	0.1	0.2	0.1	0.3	0.1	0.1	0.3	0.2	0.2	-	-	0.1	0.7	5.3
6. 20-39	0.1	0.2	0.1	0.2	-	0.1	0.2	0.1	0.1	0.1	0.1	*	0.1	-	0.4	2.7
7. 40 or more	0.1	0.2	*	0.1	0.1	0.1	0.1	0.2	*	0.1	0.2	*	*	*	0.5	1.3
<i>Item 1170 Subject A01b</i>	<i>N 7334</i>	<i>3535</i>	<i>3624</i>	<i>5064</i>	<i>803</i>	<i>1540</i>	<i>1919</i>	<i>2545</i>	<i>1330</i>	<i>5547</i>	<i>1463</i>	<i>3525</i>	<i>1658</i>	<i>766</i>	<i>1209</i>	<i>93</i>
B17C: . . . during the last 30 days?																
1. 0 occasions	98.5	98.3	98.7	98.4	99.0	98.4	98.4	98.5	98.7	98.6	97.9	99.8	99.3	97.7	95.5	77.6
2. 1-2	1.1	1.2	1.0	1.2	0.6	1.2	1.2	0.9	1.0	0.9	1.6	0.1	0.6	2.1	3.1	11.3
3. 3-5	0.2	0.1	0.2	0.2	0.1	0.1	0.2	0.3	*	0.2	0.1	*	*	0.2	0.7	2.7
4. 6-9	0.1	0.2	*	0.2	0.1	0.1	0.2	0.1	0.1	0.1	0.2	*	*	-	0.3	5.7
5. 10-19	0.1	0.1	*	*	0.1	-	*	0.1	0.1	0.1	0.1	-	0.1	-	0.2	0.7
6. 20-39	*	*	*	*	-	*	-	-	0.1	*	-	-	-	-	*	0.8
7. 40 or more	0.1	0.1	-	*	0.1	0.1	0.1	0.1	-	*	0.1	*	-	-	0.2	1.3
<i>Item 1180 Subject A01c</i>	<i>N 7334</i>	<i>3535</i>	<i>3624</i>	<i>5063</i>	<i>803</i>	<i>1540</i>	<i>1919</i>	<i>2544</i>	<i>1330</i>	<i>5547</i>	<i>1462</i>	<i>3525</i>	<i>1658</i>	<i>766</i>	<i>1210</i>	<i>93</i>
B18: (FORMS 2 AND 6 ONLY) Steroids, or anabolic steroids, are sometimes prescribed by doctors to promote healing from certain types of injuries. Some athletes, and others, have used them to try to increase muscle development. On how many occasions (if any) have you taken steroids on your own—that is, without a doctor telling you to take them . . . B18A: . . . in your lifetime?																
1. 0 occasions	97.7	97.1	98.3	97.7	98.8	96.7	97.7	98.0	98.2	97.8	97.6	100.0	100.0	95.9	91.2	77.8
2. 1-2	0.8	1.0	0.8	0.9	0.3	1.2	1.0	0.5	0.9	0.8	0.7	-	-	2.8	3.3	1.2
3. 3-5	0.2	0.3	0.1	0.2	-	0.4	0.1	0.2	0.1	0.2	0.2	-	-	0.2	0.9	1.9
4. 6-9	0.4	0.5	0.4	0.4	0.6	0.6	0.2	0.6	0.2	0.4	0.5	-	-	0.4	1.8	4.1
5. 10-19	0.2	0.3	0.1	0.2	-	0.4	0.2	*	-	0.2	-	-	-	0.1	0.8	0.7
6. 20-39	0.1	0.2	0.1	0.1	-	0.1	0.2	*	0.2	0.1	0.3	-	-	0.3	0.2	3.0
7. 40 or more	0.5	0.7	0.3	0.5	0.3	0.5	0.5	0.7	0.3	0.5	0.7	-	-	0.5	1.8	11.2
<i>Item 22690 Subject A01a</i>	<i>N 4517</i>	<i>2043</i>	<i>2347</i>	<i>3200</i>	<i>449</i>	<i>935</i>	<i>1216</i>	<i>1547</i>	<i>818</i>	<i>3520</i>	<i>895</i>	<i>2164</i>	<i>1010</i>	<i>471</i>	<i>746</i>	<i>78</i>
B18B: . . . during the last 12 months?																
1. 0 occasions	98.3	97.8	98.9	98.3	98.9	97.2	98.7	98.5	98.6	98.4	98.1	100.0	100.0	98.2	93.2	79.3
2. 1-2	0.5	0.7	0.4	0.7	0.3	1.0	0.3	0.4	0.6	0.5	0.5	-	-	0.3	2.9	0.6
3. 3-5	0.2	0.2	0.1	0.2	-	0.4	0.1	0.1	0.1	0.2	0.1	-	-	0.2	0.7	1.2
4. 6-9	0.3	0.4	0.2	0.3	0.5	0.4	0.2	0.2	0.3	0.3	0.4	-	-	0.5	0.8	5.4
5. 10-19	0.3	0.4	0.2	0.4	-	0.4	0.3	0.3	0.1	0.3	0.2	-	-	0.2	0.9	7.7
6. 20-39	0.2	0.3	0.1	0.2	-	-	0.4	0.1	0.2	0.2	0.1	-	-	0.5	0.6	1.1
7. 40 or more	0.2	0.2	0.1	0.1	0.3	0.5	*	0.3	0.1	0.2	0.5	-	-	0.1	0.9	4.6
<i>Item 22700 Subject A01b</i>	<i>N 4522</i>	<i>2046</i>	<i>2348</i>	<i>3203</i>	<i>449</i>	<i>936</i>	<i>1218</i>	<i>1549</i>	<i>819</i>	<i>3522</i>	<i>896</i>	<i>2166</i>	<i>1009</i>	<i>472</i>	<i>748</i>	<i>79</i>

* = less than .05 percent.

DESCRIPTIVE RESULTS: 2004

41

QUESTIONNAIRE FORM 1-6 2004	TOTAL	SEX		RACE		REGION				COLLEGE PLANS?		ILLICIT DRUG USE: LIFETIME				
		M	F	White	Black	NE	NC	S	W	Yes	No	None	Mari- juana Only	Few Pills	More Pills	Any Her- oin
<i>N (Weighted No. of Cases):</i>	15222	6987	7357	10168	1606	3226	3977	5207	2813	11178	2934	7191	3347	1494	2476	219
<i>% of Weighted Total:</i>	100.0	45.9	48.3	66.8	10.6	21.2	26.1	34.2	18.5	73.4	19.3	47.2	22.0	9.8	16.3	1.4
B18C: . . . during the last 30 days?																
1. 0 occasions	98.8	98.5	99.2	98.8	99.1	97.7	99.1	99.3	98.8	99.0	98.3	100.0	100.0	99.0	95.1	85.8
2. 1-2	0.4	0.7	0.2	0.5	-	1.0	0.2	0.1	0.7	0.4	0.6	-	-	0.3	2.2	2.0
3. 3-5	0.1	0.1	0.2	0.1	0.1	0.1	0.2	0.1	0.1	0.1	0.2	-	-	-	0.5	2.6
4. 6-9	0.2	0.2	0.2	0.2	0.1	0.3	0.2	0.1	0.2	0.2	0.2	-	-	0.3	0.7	2.3
5. 10-19	0.2	0.2	-	0.2	-	0.2	0.2	0.2	-	0.1	0.2	-	-	-	0.6	3.8
6. 20-39	0.1	0.1	0.1	0.1	0.3	0.1	0.1	-	0.2	*	0.3	-	-	0.3	0.2	1.7
7. 40 or more	0.2	0.2	0.1	-	0.3	0.5	*	0.1	0.1	0.2	0.2	-	-	0.1	0.8	1.8
<i>Item 22710 Subject A01c</i>	<i>N</i> 4520	2045	2348	3200	450	937	1216	1548	819	3520	896	2164	1009	471	747	80
B19: (FORMS 3 AND 4 ONLY) On how many occasions (if any) have you used MDMA ("ecstasy"). . .																
B19A: . . . in your lifetime?																
1. 0 occasions	92.5	91.8	93.3	92.1	97.1	92.1	94.6	91.3	92.3	93.4	89.5	100.0	100.0	89.0	69.1	21.4
2. 1-2	3.5	3.5	3.5	3.8	1.9	4.0	2.6	3.9	3.8	3.2	4.7	-	-	11.0	12.1	22.8
3. 3-5	1.5	1.6	1.4	1.5	0.3	1.8	1.2	1.5	1.8	1.3	2.3	-	-	-	8.0	11.9
4. 6-9	0.8	0.9	0.6	0.8	0.1	0.8	0.5	1.1	0.6	0.8	0.6	-	-	-	4.1	4.3
5. 10-19	0.8	1.0	0.6	0.8	0.1	0.7	0.6	1.0	0.6	0.7	1.0	-	-	-	3.5	12.4
6. 20-39	0.4	0.4	0.3	0.4	0.2	0.4	0.1	0.5	0.4	0.3	0.8	-	-	-	1.3	11.5
7. 40 or more	0.5	0.7	0.3	0.6	0.2	0.2	0.6	0.7	0.5	0.3	1.1	-	-	-	2.0	15.7
<i>Item 22660 Subject A01a</i>	<i>N</i> 4878	2313	2398	3380	532	1031	1272	1692	883	3654	980	2367	1025	517	857	56
B19B: . . . during the last 12 months?																
1. 0 occasions	96.0	95.3	96.8	95.7	98.3	96.5	97.0	94.9	96.2	96.4	94.7	100.0	100.0	96.2	83.5	43.1
2. 1-2	2.2	2.5	1.9	2.5	0.8	2.5	1.7	2.4	2.2	2.0	2.8	-	-	3.8	9.0	20.0
3. 3-5	0.8	0.8	0.7	0.7	0.3	0.5	0.3	1.3	0.7	0.8	0.5	-	-	-	3.8	9.7
4. 6-9	0.4	0.6	0.3	0.5	0.1	0.3	0.5	0.6	0.3	0.4	0.6	-	-	-	2.1	7.1
5. 10-19	0.2	0.3	*	0.2	-	0.1	0.1	0.3	*	0.1	0.4	-	-	-	0.7	3.2
6. 20-39	0.2	0.2	0.2	0.2	0.2	-	0.1	0.2	0.5	0.1	0.7	-	-	-	0.7	5.5
7. 40 or more	0.2	0.3	0.1	0.2	0.2	0.1	0.2	0.3	-	0.1	0.3	-	-	-	0.3	11.3
<i>Item 22670 Subject A01b</i>	<i>N</i> 4877	2313	2398	3381	533	1031	1272	1691	883	3654	980	2368	1025	516	855	57
B19C: . . . during the last 30 days?																
1. 0 occasions	98.8	98.4	99.1	98.8	98.9	99.5	99.1	98.1	98.8	99.0	97.7	100.0	100.0	99.4	95.2	71.7
2. 1-2	0.6	0.8	0.5	0.6	0.3	0.3	0.4	1.0	0.7	0.5	1.0	-	-	0.6	2.8	6.0
3. 3-5	0.2	0.3	0.1	0.2	0.2	-	0.1	0.5	0.1	0.2	0.4	-	-	-	1.0	4.6
4. 6-9	0.2	0.2	0.1	0.2	0.1	0.2	0.1	0.3	0.2	0.1	0.4	-	-	-	0.6	6.3
5. 10-19	0.1	0.2	-	0.1	-	-	0.3	-	-	0.1	0.2	-	-	-	0.2	4.5
6. 20-39	0.1	0.1	*	*	0.2	-	*	*	0.1	*	0.2	-	-	-	0.1	3.2
7. 40 or more	0.1	0.1	*	*	0.2	0.1	-	0.1	-	*	0.2	-	-	-	0.1	3.8
<i>Item 22680 Subject A01c</i>	<i>N</i> 4874	2312	2397	3380	532	1029	1272	1691	882	3651	980	2367	1025	516	853	57

*=less than .05 percent.

MONITORING THE FUTURE

QUESTIONNAIRE FORM 1 2004	TOTAL	SEX		RACE		REGION				COLLEGE PLANS?		ILLICIT DRUG USE: LIFETIME				
		M	F	White	Black	NE	NC	S	W	Yes	No	None	Mari- juana Only	Few Pills	More Pills	Any Her- oin
<i>N (Weighted No. of Cases):</i>	2567	1152	1206	1638	263	548	673	875	471	1834	445	1230	583	210	403	38
<i>% of Weighted Total:</i>	100.0	44.9	47.0	63.8	10.3	21.4	26.2	34.1	18.3	71.4	17.4	47.9	22.7	8.2	15.7	1.5
A001: Taking all things together, how would you say things are these days—would you say you're very happy, pretty happy, or not too happy these days?																
3. Very happy	20.8	21.5	20.6	23.2	11.6	17.7	21.6	21.9	21.3	22.5	16.9	24.2	15.5	15.3	22.4	15.4
2. Pretty happy	66.2	66.1	66.8	66.4	65.2	69.2	66.6	64.6	65.1	65.7	68.4	65.1	71.0	70.8	61.1	64.2
1. Not too happy	13.0	12.4	12.6	10.4	23.2	13.1	11.8	13.5	13.7	11.9	14.7	10.7	13.5	13.9	16.5	20.4
<i>Item 1190 Subject P01, Q01</i>	<i>N</i> 2547	1148	1199	1630	262	546	664	870	468	1827	441	1223	583	210	400	37
A002: How much do you agree or disagree with each of the following statements?																
A002A: The nation needs much more long-range planning and coordination to be prepared for the future																
1. Disagree	2.5	2.0	2.6	2.1	2.8	1.9	3.0	2.4	2.7	2.0	2.9	2.5	2.1	0.4	2.9	5.3
2. Mostly disagree	4.5	4.4	3.9	4.7	2.4	3.5	5.5	4.8	3.3	4.0	4.5	4.1	5.4	5.1	3.9	-
3. Neither	21.8	23.3	20.3	23.7	16.7	21.7	22.8	20.4	22.8	20.4	28.4	20.7	22.7	20.5	25.1	20.9
4. Mostly agree	43.3	41.3	46.0	45.2	36.7	46.0	43.6	40.9	43.9	44.1	44.1	44.7	41.5	43.7	43.2	36.4
5. Agree	28.0	28.9	27.2	24.3	41.4	26.9	25.0	31.4	27.3	29.6	20.1	28.0	28.4	30.2	24.9	37.4
<i>Item 1200 Subject I01</i>	<i>N</i> 2541	1145	1195	1629	260	542	667	869	464	1818	444	1222	577	206	398	38
A002B: I enjoy the fast pace and changes of today's world																
1. Disagree	7.6	7.8	7.5	6.9	13.4	7.1	8.8	8.4	4.7	6.4	11.0	7.2	6.0	8.5	9.8	8.9
2. Mostly disagree	14.6	14.0	16.0	15.2	16.7	13.6	16.6	14.8	12.6	14.0	19.0	15.2	13.1	16.1	14.5	9.8
3. Neither	27.5	28.2	26.3	26.1	27.8	27.6	27.7	27.7	26.4	27.3	27.2	28.1	27.8	23.6	28.9	23.0
4. Mostly agree	36.5	34.4	39.0	38.2	27.3	36.8	35.3	33.9	42.9	38.2	30.7	36.0	37.8	40.7	33.3	43.1
5. Agree	13.9	15.7	11.2	13.6	14.8	14.9	11.6	15.2	13.3	14.1	12.1	13.5	15.3	11.1	13.5	15.2
<i>Item 1210 Subject I03, Q02</i>	<i>N</i> 2544	1142	1201	1630	259	544	667	869	464	1823	442	1225	575	208	399	38
A002C: Things change too quickly in today's world																
1. Disagree	9.4	10.9	7.2	8.9	14.8	9.8	7.0	11.0	9.4	9.8	6.4	9.7	8.6	7.7	9.9	18.5
2. Mostly disagree	21.3	21.4	21.7	23.5	13.7	23.1	20.7	20.2	22.0	22.4	18.7	19.8	24.4	23.8	21.3	11.7
3. Neither	26.8	28.3	26.0	28.0	16.7	26.2	31.6	24.1	25.6	27.7	25.4	27.2	26.0	22.6	29.0	28.8
4. Mostly agree	24.6	23.4	26.0	25.2	22.6	24.9	22.6	24.5	27.2	25.0	23.9	25.1	25.8	30.3	21.4	23.4
5. Agree	18.0	16.0	19.2	14.4	32.2	16.0	18.1	20.3	15.7	15.1	25.5	18.2	15.1	15.6	18.4	17.6
<i>Item 1220 Subject I03, Q02</i>	<i>N</i> 2541	1143	1197	1630	260	545	667	867	463	1817	445	1221	577	207	400	38
A002D: I think the times ahead for me will be tougher and less fun than things are now																
1. Disagree	17.3	16.1	18.2	16.9	15.0	16.4	15.3	17.8	20.0	18.3	14.3	15.9	20.8	15.0	17.3	8.0
2. Mostly disagree	23.1	21.8	25.1	26.5	18.9	19.1	26.4	22.2	24.5	25.1	17.5	25.4	21.8	21.1	21.2	11.6
3. Neither	20.2	21.0	18.7	20.5	12.5	23.0	19.8	19.6	18.5	18.8	23.1	21.5	17.6	21.6	19.0	28.0
4. Mostly agree	21.2	20.9	21.5	20.7	24.3	23.0	21.1	21.6	18.3	21.5	20.9	20.3	21.1	26.3	20.1	21.9
5. Agree	18.4	20.2	16.5	15.4	29.3	18.5	17.4	18.8	18.7	16.4	24.2	16.8	18.7	16.0	22.3	30.6
<i>Item 1230 Subject I01, J</i>	<i>N</i> 2535	1140	1195	1623	260	543	664	864	464	1818	439	1218	574	208	400	38
A003: Of all the time you spend with other people, about how much is spent with people over 30?																
1. Very little	24.4	25.9	23.4	21.3	31.5	26.7	23.4	22.8	26.4	22.6	30.2	22.6	27.4	23.2	28.2	23.0
2. Some	40.8	41.2	40.0	44.6	30.0	43.3	43.7	37.8	39.2	42.6	34.4	38.5	44.0	42.9	45.6	33.7
3. About half	25.9	25.4	26.1	26.3	28.0	23.6	24.2	29.0	25.3	26.7	23.8	28.4	23.4	26.3	18.6	19.8
4. Most	7.4	5.7	9.3	6.7	8.5	5.1	7.3	8.7	7.6	7.0	9.3	9.3	4.5	5.9	6.0	10.8
5. Nearly all	1.5	1.9	1.2	1.1	1.9	1.3	1.4	1.7	1.4	1.1	2.4	1.2	0.8	1.7	1.6	12.7
<i>Item 1240 Subject M02</i>	<i>N</i> 2562	1152	1204	1638	263	548	671	873	470	1832	445	1230	583	210	402	38

QUESTIONNAIRE FORM 1 2004	TOTAL	SEX		RACE		REGION				COLLEGE PLANS?		ILLICIT DRUG USE: LIFETIME				
		M	F	White	Black	NE	NC	S	W	Yes	No	None	Mari- juana Only	Few Pills	More Pills	Any Her- oin
<i>N (Weighted No. of Cases):</i>	2567	1152	1206	1638	263	548	673	875	471	1834	445	1230	583	210	403	38
<i>% of Weighted Total:</i>	100.0	44.9	47.0	63.8	10.3	21.4	26.2	34.1	18.3	71.4	17.4	47.9	22.7	8.2	15.7	1.5
A004: Would you like to spend more time, or less time, with people over 30 if you could?																
1. Much less time	6.7	7.2	5.7	4.9	9.5	6.7	6.1	7.7	5.6	5.0	10.2	5.4	8.8	5.1	7.1	7.3
2. Somewhat less time	11.0	9.7	11.6	9.8	16.3	10.8	10.9	10.7	12.2	10.3	11.8	11.3	9.2	15.7	9.8	4.1
3. About the same as now	66.2	66.5	67.8	72.4	52.5	72.0	66.5	63.7	63.6	68.4	63.7	66.6	68.7	62.3	66.5	69.0
4. Somewhat more time	13.0	13.0	12.6	11.3	16.6	8.7	13.5	14.3	14.9	13.3	11.1	13.6	11.0	14.2	13.8	14.6
5. Much more time	3.1	3.6	2.4	1.6	5.0	1.9	2.9	3.7	3.7	3.0	3.3	3.1	2.3	2.8	2.8	5.0
<i>Item 1250 Subject M02</i>	<i>N</i> 2555	1147	1204	1636	261	546	671	870	468	1830	443	1226	582	210	402	38
A005: Would you like to spend more time, or less time, working with or helping younger children?																
1. Much less time	8.6	12.3	4.0	8.5	7.8	10.5	8.6	8.7	6.5	6.5	13.4	5.8	9.9	11.9	11.6	21.6
2. Somewhat less time	6.5	8.9	4.0	6.1	7.3	7.7	5.6	6.3	6.5	6.1	8.1	5.6	6.3	8.1	7.4	10.7
3. About the same as now	35.0	39.8	29.6	37.3	28.8	37.6	38.4	31.0	34.8	35.0	33.9	32.7	39.7	37.0	33.0	34.8
4. Somewhat more time	35.0	32.4	39.1	35.4	32.4	33.0	32.3	36.4	38.4	36.9	30.6	38.1	32.6	32.3	34.0	22.2
5. Much more time	14.9	6.6	23.3	12.8	23.8	11.3	15.1	17.6	13.8	15.4	14.0	17.7	11.5	10.7	14.0	10.8
<i>Item 1260 Subject M02</i>	<i>N</i> 2557	1149	1204	1635	263	547	672	870	468	1829	445	1228	581	210	402	38
A006: The next questions ask how satisfied or dissatisfied you are with several aspects of your life. For each question, mark the circle that shows best how you feel. If you are neutral about something, or are just as satisfied as you are dissatisfied, mark the middle answer.																
How satisfied are you with . . .																
A006A: Your job? (If you have no job, leave blank)																
7. Completely satisfied	15.9	15.2	15.3	15.4	18.8	13.4	15.0	18.6	16.1	15.3	14.0	18.5	13.9	8.1	17.2	11.7
6.	20.7	19.5	22.4	23.3	11.3	23.0	18.6	20.4	21.0	22.5	14.7	21.9	19.9	21.5	19.6	21.3
5.	18.7	19.9	17.8	20.0	20.1	21.7	17.3	16.6	20.8	19.0	19.6	17.0	21.8	22.4	16.3	8.9
4. Neutral	23.1	24.9	21.2	20.3	23.3	21.7	22.5	23.3	26.2	21.5	30.4	24.6	23.3	24.3	17.2	26.0
3.	9.9	8.9	11.8	10.7	8.1	9.8	13.4	8.8	6.7	10.8	8.0	9.3	8.7	10.6	14.5	4.0
2.	4.9	5.4	4.5	5.0	7.3	4.3	5.9	5.5	2.6	4.8	5.7	4.2	4.3	6.0	6.5	9.7
1. Completely dissatisfied	6.8	6.2	7.0	5.2	11.2	6.1	7.4	6.9	6.7	6.2	7.5	4.6	8.2	7.0	8.5	18.4
<i>Item 1270 Subject C01, P02</i>	<i>N</i> 1650	753	762	1137	138	412	435	545	257	1165	297	742	394	157	266	28
A006B: The neighborhood where you live?																
7. Completely satisfied	29.1	31.1	28.2	31.9	21.7	23.5	32.0	31.6	26.7	29.7	30.0	30.8	31.2	21.8	27.4	17.7
6.	21.9	22.0	22.8	24.1	10.1	22.9	20.3	20.2	26.3	23.3	18.1	23.7	18.8	21.8	21.9	28.2
5.	15.8	16.4	14.2	16.0	16.2	16.6	18.4	14.7	13.1	15.6	14.1	15.4	15.4	24.1	14.4	1.8
4. Neutral	18.4	16.0	20.3	15.1	31.2	21.3	17.1	18.9	16.0	17.7	19.9	17.3	20.2	13.5	17.5	34.0
3.	6.8	6.2	7.2	6.1	9.0	8.0	5.0	6.3	9.1	6.6	7.3	6.2	7.1	8.6	6.7	5.6
2.	3.4	3.9	3.5	3.4	4.1	3.7	2.6	3.5	4.3	3.6	3.7	2.9	3.1	7.2	4.7	3.8
1. Completely dissatisfied	4.6	4.5	3.8	3.3	7.7	4.0	4.6	4.8	4.6	3.5	6.9	3.7	4.2	2.9	7.4	8.9
<i>Item 1280 Subject P02</i>	<i>N</i> 2553	1150	1202	1635	262	547	669	871	466	1828	445	1228	583	208	401	38
A006C: Your personal safety in your neighborhood, on your job, and in your school—safety from being attacked and injured in some way?																
7. Completely satisfied	33.9	38.4	29.9	38.4	22.3	33.5	37.0	32.1	33.5	35.4	30.8	34.2	32.1	35.2	38.5	10.6
6.	27.0	27.7	27.1	29.2	23.5	27.4	29.1	25.6	26.3	29.1	21.7	29.8	26.4	26.2	22.5	19.0
5.	13.9	11.8	16.2	14.5	11.4	13.8	10.9	16.3	13.9	13.8	15.5	13.2	15.9	16.2	12.5	10.1
4. Neutral	14.9	13.3	15.7	11.1	21.5	15.5	14.4	14.7	15.1	13.3	17.9	14.3	14.4	11.8	14.4	36.9
3.	5.9	4.0	7.7	4.5	10.3	5.2	4.1	6.8	7.5	4.9	9.0	5.5	5.4	6.8	6.0	13.6
2.	1.7	1.5	1.8	0.9	3.8	2.1	1.5	1.7	1.4	1.5	1.9	1.5	1.6	2.0	2.2	1.4
1. Completely dissatisfied	2.7	3.2	1.6	1.3	7.2	2.4	2.9	2.8	2.4	2.1	3.3	1.6	4.1	1.8	3.9	8.4
<i>Item 1290 Subject P02</i>	<i>N</i> 2552	1149	1203	1635	263	545	671	870	466	1830	444	1229	582	207	401	38

MONITORING THE FUTURE

QUESTIONNAIRE FORM 1 2004	TOTAL	SEX		RACE		REGION				COLLEGE PLANS?		ILLICIT DRUG USE: LIFETIME				
		M	F	White	Black	NE	NC	S	W	Yes	No	None	Mari- juana Only	Few Pills	More Pills	Any Her- oin
<i>N (Weighted No. of Cases):</i>	2567	1152	1206	1638	263	548	673	875	471	1834	445	1230	583	210	403	38
<i>% of Weighted Total:</i>	100.0	44.9	47.0	63.8	10.3	21.4	26.2	34.1	18.3	71.4	17.4	47.9	22.7	8.2	15.7	1.5
A006D: The safety of things you own from being stolen or destroyed in your neighborhood, on your job, and in your school?																
7. Completely satisfied	19.1	21.0	17.2	21.1	16.4	18.2	21.4	18.6	17.5	18.7	22.2	20.4	19.3	14.1	18.8	4.5
6.	21.7	20.8	23.2	24.6	12.2	25.2	23.5	20.0	18.1	23.8	15.5	24.8	19.2	20.4	20.0	8.9
5.	18.5	18.5	18.8	20.5	11.8	15.8	20.4	18.4	19.4	18.7	18.9	19.2	18.5	20.7	15.6	22.3
4. Neutral	19.0	18.3	19.1	15.6	28.7	20.2	17.4	18.6	20.5	18.0	21.2	18.1	17.5	21.5	18.8	22.0
3.	11.0	10.6	11.6	10.5	12.1	11.2	8.4	12.9	11.1	11.5	8.7	9.1	11.7	14.5	13.0	21.6
2.	4.9	4.3	5.4	4.5	3.9	4.8	3.8	4.6	6.9	4.5	7.4	4.1	5.9	6.4	6.2	1.9
1. Completely dissatisfied	5.8	6.5	4.6	3.3	14.9	4.6	5.1	6.8	6.5	4.8	6.1	4.3	7.8	2.4	7.6	18.9
<i>Item 1300 Subject P02</i>	<i>N</i> 2547	1146	1202	1632	262	545	670	868	464	1826	444	1227	579	209	401	38
A006E: Your educational experiences?																
7. Completely satisfied	17.2	17.5	16.9	17.1	18.9	14.3	20.0	18.3	14.4	18.3	13.9	20.0	15.8	13.1	14.0	10.7
6.	28.3	26.0	32.0	30.1	26.0	28.6	29.8	25.9	30.2	30.7	22.0	31.4	27.1	24.5	24.6	-
5.	22.5	22.6	22.0	24.0	19.3	23.1	20.1	23.5	23.2	23.3	18.8	22.5	20.5	26.4	22.9	29.3
4. Neutral	20.1	21.2	18.4	17.8	26.1	19.1	20.2	21.3	19.3	16.5	32.5	17.1	25.1	16.8	22.3	30.5
3.	6.1	5.8	6.1	5.6	5.8	9.2	4.9	5.5	5.6	6.1	4.7	5.2	6.3	11.5	5.0	10.3
2.	2.8	3.5	2.4	2.6	1.6	2.1	2.1	3.0	4.5	2.7	3.8	2.1	2.0	5.1	4.9	9.6
1. Completely dissatisfied	2.9	3.4	2.2	2.8	2.2	3.6	2.9	2.6	2.8	2.3	4.2	1.8	3.1	2.6	6.3	9.6
<i>Item 1310 Subject B01, P02</i>	<i>N</i> 2537	1144	1197	1623	262	544	664	867	463	1823	439	1228	572	207	398	37
A006F: Your friends and other people you spend time with?																
7. Completely satisfied	43.4	43.9	43.5	44.0	42.7	41.5	42.3	46.7	41.1	43.2	44.5	44.5	42.2	39.9	45.5	30.7
6.	30.4	30.9	30.6	31.1	29.4	30.5	30.1	29.2	32.9	32.2	24.4	33.4	29.9	29.4	24.6	23.6
5.	12.8	12.0	12.6	13.5	12.5	14.2	15.6	10.8	10.6	12.2	14.4	9.1	14.0	22.4	15.8	19.0
4. Neutral	9.5	9.6	9.2	7.3	12.0	9.8	9.4	9.4	9.6	8.7	11.8	8.5	11.5	4.6	9.7	16.4
3.	2.7	2.1	3.1	2.8	1.9	2.9	1.5	3.0	3.4	2.6	2.8	3.3	1.7	2.5	2.6	1.4
2.	0.6	0.5	0.8	0.6	1.2	0.6	0.3	0.5	1.4	0.6	0.8	0.6	0.3	0.3	1.2	4.0
1. Completely dissatisfied	0.6	1.0	0.1	0.6	0.3	0.5	0.7	0.4	1.0	0.4	1.1	0.5	0.5	0.9	0.5	5.0
<i>Item 1320 Subject M04, P02</i>	<i>N</i> 2550	1149	1201	1633	263	547	668	868	467	1830	442	1225	583	209	402	38
A006G: The way you get along with your parents?																
7. Completely satisfied	28.3	28.9	27.1	27.6	28.8	29.0	29.5	28.4	25.9	28.4	28.1	33.6	27.1	19.5	20.2	13.4
6.	25.4	27.9	24.2	27.9	18.8	24.3	25.4	24.3	29.0	27.0	20.1	27.4	22.8	27.5	24.9	5.1
5.	15.7	15.1	16.4	16.1	16.2	16.7	13.3	16.8	16.3	16.4	13.8	15.7	17.0	15.0	13.9	13.1
4. Neutral	15.4	14.6	16.1	14.5	19.3	16.1	18.6	13.0	14.7	13.9	20.9	12.4	16.3	13.8	21.6	30.2
3.	6.9	5.6	8.2	6.9	7.8	6.4	5.3	8.4	7.1	7.2	6.3	4.9	8.5	12.3	8.6	10.1
2.	3.7	3.7	3.8	3.5	3.7	3.2	4.0	4.0	3.6	4.0	3.0	3.2	3.3	6.0	4.1	16.6
1. Completely dissatisfied	4.4	4.3	4.1	3.6	5.4	4.4	4.1	5.2	3.3	3.2	7.8	2.7	5.0	5.9	6.8	11.6
<i>Item 1330 Subject M03, P02</i>	<i>N</i> 2551	1150	1198	1630	263	547	671	868	464	1831	439	1227	583	206	400	38
A006H: Yourself?																
7. Completely satisfied	31.8	35.9	26.9	27.7	49.4	30.4	29.2	35.5	30.1	29.4	37.5	33.0	32.4	24.4	28.5	18.2
6.	26.6	28.2	25.4	28.5	22.1	27.8	26.3	25.6	27.5	28.5	19.8	27.7	27.1	25.9	26.2	15.3
5.	15.3	12.9	18.4	17.1	11.6	13.6	17.2	14.7	15.7	16.5	13.7	15.9	14.7	12.7	17.2	12.1
4. Neutral	14.9	13.6	15.9	14.7	9.0	15.0	18.0	11.8	15.8	14.1	18.8	14.7	12.7	20.3	15.3	28.2
3.	6.2	4.4	7.8	6.9	2.6	7.1	4.9	6.9	5.8	6.5	4.7	4.8	6.5	12.2	7.1	-
2.	2.8	2.1	3.5	3.0	1.6	2.3	3.0	2.8	3.2	2.9	2.6	2.6	2.5	3.5	3.2	9.4
1. Completely dissatisfied	2.4	3.0	2.0	2.0	3.7	3.7	1.4	2.7	2.0	2.1	2.9	1.2	4.1	1.0	2.4	16.7
<i>Item 1340 Subject P01, Q01</i>	<i>N</i> 2540	1144	1195	1629	260	544	669	862	464	1821	439	1223	574	210	401	38
A006I: Your standard of living—the things you have like housing, car, furniture, recreation, and the like?																
7. Completely satisfied	31.8	34.4	29.8	33.9	27.2	29.2	32.5	34.7	28.7	33.3	28.2	35.9	28.1	26.6	28.9	11.7
6.	29.4	27.8	32.4	31.9	23.0	30.6	31.8	25.4	32.0	31.2	26.2	30.2	29.8	30.5	28.1	21.2
5.	16.2	17.1	15.0	15.5	18.4	19.4	15.5	14.6	16.2	15.4	16.0	14.3	19.7	14.8	18.3	17.5
4. Neutral	12.9	11.2	13.5	10.2	19.1	13.1	12.4	12.9	13.1	11.2	18.2	11.9	13.1	12.1	13.8	15.7
3.	5.7	5.5	6.0	5.1	6.2	4.4	3.9	8.1	5.5	5.4	7.1	5.1	4.3	13.6	4.2	20.9
2.	2.2	2.0	2.2	2.1	2.5	2.0	1.9	2.1	2.8	2.1	1.6	1.3	3.0	1.6	3.8	1.9
1. Completely dissatisfied	1.8	2.1	1.0	1.3	3.6	1.2	2.0	2.2	1.6	1.3	2.5	1.3	2.1	0.9	2.9	11.0
<i>Item 1350 Subject F01, P02</i>	<i>N</i> 2554	1150	1202	1637	262	547	670	869	467	1832	442	1228	582	210	402	38

QUESTIONNAIRE FORM 1 2004	TOTAL	SEX		RACE		REGION				COLLEGE PLANS?		ILLICIT DRUG USE: LIFETIME				
		M	F	White	Black	NE	NC	S	W	Yes	No	None	Mari- juana Only	Few Pills	More Pills	Any Her- oin
<i>N (Weighted No. of Cases):</i>	2567	1152	1206	1638	263	548	673	875	471	1834	445	1230	583	210	403	38
<i>% of Weighted Total:</i>	100.0	44.9	47.0	63.8	10.3	21.4	26.2	34.1	18.3	71.4	17.4	47.9	22.7	8.2	15.7	1.5
A006J: The amount of time you have for doing things you want to do?																
7. Completely satisfied	13.5	17.0	9.2	12.6	18.3	11.0	13.9	15.7	11.8	12.6	14.6	15.1	9.8	12.3	14.3	14.5
6.	19.7	21.1	19.1	21.1	13.6	19.2	23.8	14.9	23.2	20.0	20.2	20.2	22.8	12.8	18.9	15.6
5.	19.2	18.9	18.4	19.8	15.1	19.9	19.8	19.5	17.0	18.7	17.4	19.0	20.4	18.3	18.3	29.4
4. Neutral	17.4	17.8	16.7	14.9	29.2	17.9	15.3	18.9	16.8	16.3	20.3	17.5	16.5	15.4	15.5	18.8
3.	15.1	10.9	19.5	16.2	10.9	16.2	14.3	13.1	18.5	16.3	12.4	14.9	14.1	22.8	14.0	6.4
2.	8.1	7.6	9.6	8.7	5.9	8.6	7.8	9.1	6.3	9.1	7.0	6.5	8.8	11.7	11.2	6.3
1. Completely dissatisfied	7.0	6.7	7.4	6.6	7.0	7.2	5.1	8.8	6.3	6.9	8.2	6.7	7.6	6.6	7.8	9.0
<i>Item 1360 Subject P02</i>	<i>N</i> 2554	1150	1202	1637	261	547	672	868	467	1830	445	1227	581	210	402	38
A006K: The way you spend your leisure time—recreation, relaxation, and so on?																
7. Completely satisfied	23.3	25.0	20.1	23.4	26.0	19.5	22.7	26.4	22.9	21.6	27.8	23.6	20.5	24.1	27.2	17.2
6.	23.2	24.8	22.5	26.1	15.2	25.4	27.6	18.0	23.9	23.7	22.5	23.6	25.6	20.0	21.1	17.1
5.	20.8	20.7	20.5	21.2	19.2	22.9	18.0	21.4	21.1	22.2	14.5	21.1	20.4	19.8	21.3	19.5
4. Neutral	17.8	15.5	20.6	15.7	25.3	16.8	18.0	18.3	18.0	17.3	21.6	16.9	18.8	20.2	16.6	16.8
3.	8.0	6.7	9.4	8.0	7.0	10.3	7.8	7.1	7.1	8.2	7.5	7.5	8.5	9.6	7.4	13.4
2.	3.2	3.0	3.5	2.5	2.4	1.8	3.0	4.2	3.0	3.6	2.0	4.1	2.3	3.5	1.3	1.4
1. Completely dissatisfied	3.8	4.3	3.4	3.1	4.8	3.4	2.9	4.5	4.0	3.4	4.2	3.2	3.9	3.0	5.1	14.6
<i>Item 1370 Subject C08, P02</i>	<i>N</i> 2549	1147	1200	1631	261	546	671	865	466	1827	443	1223	581	210	402	38
A006L: Your life as a whole these days?																
7. Completely satisfied	18.3	19.1	16.2	17.7	20.6	15.6	19.6	20.5	15.6	17.5	21.4	21.3	16.7	12.1	15.1	10.3
6.	30.6	32.2	30.5	34.2	22.1	28.7	32.5	29.9	31.1	33.2	22.9	33.3	28.8	29.0	28.5	23.9
5.	21.1	21.8	20.5	21.6	18.5	23.2	18.8	20.6	22.6	22.5	16.9	18.5	24.8	21.3	23.8	10.1
4. Neutral	18.2	16.4	19.2	15.4	25.9	19.1	18.6	17.1	18.8	15.7	23.9	17.0	18.0	19.4	18.9	25.7
3.	6.6	5.9	7.9	7.0	7.0	8.7	5.2	6.1	7.2	6.5	8.1	5.3	6.6	13.1	7.3	10.0
2.	2.6	2.0	2.8	2.3	1.7	2.3	3.1	2.1	2.9	2.2	3.3	2.2	2.3	2.2	3.6	7.1
1. Completely dissatisfied	2.6	2.6	2.9	1.8	4.2	2.3	2.2	3.6	1.7	2.3	3.5	2.4	2.6	2.8	2.7	13.0
<i>Item 1380 Subject P01</i>	<i>N</i> 2545	1144	1200	1630	260	544	671	863	466	1826	443	1225	581	210	398	38
A006M: The way our national government is operating?																
7. Completely satisfied	5.0	6.7	2.6	5.4	2.0	4.6	5.2	6.2	3.2	4.7	6.2	6.5	2.3	3.7	4.5	-
6.	8.4	9.5	7.3	10.0	1.7	7.0	8.5	10.8	5.3	9.0	5.6	9.3	6.6	7.2	8.5	-
5.	12.4	14.4	10.6	14.2	7.3	11.5	11.6	13.2	13.0	13.3	9.6	12.7	12.9	13.6	10.4	17.0
4. Neutral	34.2	30.1	37.8	33.6	34.1	37.9	30.6	34.6	34.0	34.2	34.2	34.0	40.6	28.7	28.3	22.0
3.	14.5	12.5	16.9	14.4	20.7	14.4	16.1	12.6	15.9	15.1	12.8	13.4	15.4	20.7	13.9	15.0
2.	11.0	10.5	12.3	11.5	9.9	11.0	12.3	9.2	12.8	11.1	12.5	11.1	8.8	14.6	12.7	16.2
1. Completely dissatisfied	14.5	16.4	12.5	10.8	24.3	13.6	15.7	13.5	15.8	12.8	19.1	12.9	13.3	11.5	21.8	29.7
<i>Item 1390 Subject H02, K02</i>	<i>N</i> 2549	1146	1203	1635	261	546	670	866	466	1830	443	1224	581	209	402	38
A006N: The amount of fun you are having?																
7. Completely satisfied	20.6	22.0	18.3	20.6	20.4	19.5	20.1	22.9	18.7	20.0	23.1	22.4	20.1	14.9	20.2	8.2
6.	27.0	27.3	26.7	29.1	19.8	27.6	28.1	25.6	27.3	28.5	19.4	28.3	26.4	22.4	27.1	29.2
5.	21.6	23.1	21.7	23.6	22.4	22.3	21.7	20.8	22.1	22.6	21.0	20.5	24.8	28.0	20.0	14.3
4. Neutral	15.6	15.7	14.8	12.9	18.6	15.6	14.1	15.6	17.7	14.2	18.8	14.5	14.5	16.0	16.9	24.4
3.	8.0	5.4	10.2	7.7	9.9	9.7	7.5	7.5	7.8	8.2	7.2	7.2	7.1	12.0	8.4	9.1
2.	4.0	2.6	5.8	3.9	3.5	2.2	4.8	4.2	4.4	3.8	5.8	4.6	3.4	3.9	3.3	2.1
1. Completely dissatisfied	3.2	3.8	2.5	2.2	5.4	3.0	3.7	3.4	2.2	2.8	4.8	2.5	3.6	2.9	4.0	12.7
<i>Item 1400 Subject P02, Q01</i>	<i>N</i> 2554	1150	1203	1635	263	547	671	868	468	1832	443	1226	583	209	403	38
A007: How important is each of the following to you in your life?																
A007A: Being successful in my line of work																
1. Not important	1.6	2.2	0.6	1.3	0.4	1.2	1.1	1.9	2.3	1.2	2.4	0.8	1.9	0.4	2.3	14.3
2. Somewhat important	8.1	10.0	5.9	8.7	3.5	8.8	9.4	5.9	9.3	7.9	8.0	6.8	7.8	10.5	8.6	20.6
3. Quite important	30.2	33.1	27.9	34.0	14.3	29.2	38.2	25.0	29.3	27.8	40.2	28.9	31.3	34.0	32.7	36.5
4. Extremely important	60.1	54.7	65.6	56.0	81.7	60.8	51.3	67.1	59.1	63.1	49.5	63.5	59.0	55.2	56.5	28.6
<i>Item 1410 Subject C06, Q07</i>	<i>N</i> 2538	1145	1197	1633	258	546	667	862	464	1818	445	1219	581	210	400	38

MONITORING THE FUTURE

QUESTIONNAIRE FORM 1 2004	TOTAL	SEX		RACE		REGION				COLLEGE PLANS?		ILLICIT DRUG USE: LIFETIME				
		M	F	White	Black	NE	NC	S	W	Yes	No	None	Mari- juana Only	Few Pills	More Pills	Any Her- oin
<i>N (Weighted No. of Cases):</i>	2567	1152	1206	1638	263	548	673	875	471	1834	445	1230	583	210	403	38
<i>% of Weighted Total:</i>	100.0	44.9	47.0	63.8	10.3	21.4	26.2	34.1	18.3	71.4	17.4	47.9	22.7	8.2	15.7	1.5
A007B: Having a good marriage and family life																
1. Not important	2.6	3.4	1.6	2.2	3.7	1.8	3.2	2.8	2.5	2.0	4.6	1.9	1.9	5.1	2.8	9.2
2. Somewhat important	6.2	7.9	4.5	6.5	5.4	7.9	5.2	5.0	7.9	5.2	9.8	5.9	5.5	8.8	7.0	10.2
3. Quite important	16.0	18.8	12.7	15.6	15.9	17.7	16.4	14.4	16.1	14.9	17.6	14.0	16.7	13.5	21.9	13.6
4. Extremely important	75.2	69.8	81.2	75.7	74.9	72.6	75.2	77.8	73.5	77.9	67.9	78.2	75.9	72.5	68.3	67.0
<i>Item 1420 Subject D03, Q07</i>	<i>N</i> 2541	1146	1198	1633	259	546	668	863	463	1821	445	1221	583	210	399	38
A007C: Having lots of money																
1. Not important	7.5	7.1	7.6	7.9	4.0	5.9	8.5	8.1	6.6	7.5	7.4	8.5	3.9	6.0	8.1	22.1
2. Somewhat important	30.9	26.3	37.3	35.8	19.1	25.2	35.0	30.9	31.8	32.4	30.9	33.2	26.8	31.8	34.7	22.3
3. Quite important	36.0	34.9	37.4	36.2	33.6	35.7	35.0	36.3	37.4	36.7	34.6	35.1	38.4	42.5	32.0	50.2
4. Extremely important	25.6	31.8	17.7	20.1	43.3	33.1	21.4	24.8	24.3	23.4	27.1	23.3	30.9	19.8	25.2	5.4
<i>Item 1430 Subject F01, Q07</i>	<i>N</i> 2536	1142	1197	1630	256	546	669	860	462	1821	443	1219	579	209	400	38
A007D: Having plenty of time for recreation and hobbies																
1. Not important	1.3	1.1	1.3	1.0	1.2	1.3	1.0	1.7	1.3	1.0	2.5	1.2	1.0	1.2	1.4	8.4
2. Somewhat important	20.1	14.0	26.1	18.0	31.7	16.7	20.8	23.6	16.7	19.6	21.7	21.4	18.9	20.8	18.0	19.7
3. Quite important	46.1	44.7	48.6	48.4	38.8	48.8	47.5	43.7	45.5	47.6	43.2	46.9	47.5	47.9	42.2	44.8
4. Extremely important	32.4	40.3	24.1	32.6	28.4	33.2	30.7	31.0	36.5	31.8	32.6	30.5	32.7	30.1	38.4	27.1
<i>Item 1440 Subject C08, Q07</i>	<i>N</i> 2538	1144	1199	1632	258	545	668	862	464	1822	443	1218	582	208	400	38
A007E: Having strong friendships																
1. Not important	1.3	1.1	0.8	0.4	3.3	1.7	0.5	1.8	0.9	0.6	2.1	0.9	0.9	0.8	1.4	5.3
2. Somewhat important	7.2	7.6	6.0	5.3	14.6	6.6	5.4	9.2	6.6	5.9	10.6	6.7	8.1	9.4	4.1	7.9
3. Quite important	25.5	27.7	23.2	25.2	27.5	25.8	25.8	26.5	23.1	24.4	27.2	25.6	25.5	28.8	26.5	11.0
4. Extremely important	66.0	63.7	70.0	69.0	54.6	65.9	68.3	62.5	69.4	69.0	60.1	66.8	65.5	61.0	68.0	75.8
<i>Item 1450 Subject M04, Q07</i>	<i>N</i> 2534	1142	1199	1632	257	542	668	861	463	1821	442	1217	583	208	398	38
A007F: Being able to find steady work																
1. Not important	1.2	1.7	0.2	0.6	1.2	1.1	1.8	1.3	0.5	0.9	1.6	0.9	0.9	-	0.8	15.1
2. Somewhat important	5.3	6.5	4.1	5.7	1.8	5.8	5.4	4.8	5.6	5.0	6.6	5.8	4.4	7.4	3.9	9.4
3. Quite important	26.8	27.3	25.5	28.6	19.4	26.5	28.8	25.9	26.1	25.6	29.1	26.1	24.8	34.9	28.7	22.8
4. Extremely important	66.6	64.4	70.2	65.2	77.6	66.6	64.0	68.0	67.8	68.5	62.8	67.2	69.9	57.7	66.7	52.7
<i>Item 1460 Subject C04, Q07</i>	<i>N</i> 2539	1144	1198	1631	258	544	669	864	462	1822	442	1221	582	209	399	38
A007G: Making a contribution to society																
1. Not important	6.6	8.2	4.0	6.2	5.4	7.7	5.9	7.2	5.1	5.5	8.7	4.8	7.5	5.1	9.0	17.9
2. Somewhat important	31.5	33.5	28.9	32.0	30.6	31.8	33.1	29.8	32.2	30.1	35.9	28.2	34.4	38.4	33.7	44.2
3. Quite important	40.3	37.0	44.0	39.7	42.1	42.0	39.0	40.1	40.8	40.7	41.1	39.1	43.5	36.6	42.0	34.0
4. Extremely important	21.6	21.2	23.0	22.0	21.9	18.6	22.0	23.0	21.9	23.7	14.4	27.9	14.6	19.8	15.3	3.8
<i>Item 1470 Subject O01, Q07</i>	<i>N</i> 2529	1143	1194	1627	258	541	666	862	461	1819	441	1217	576	209	399	38
A007H: Being a leader in my community																
1. Not important	21.7	23.7	19.2	22.7	14.7	23.7	23.3	21.0	18.2	19.3	29.8	19.8	21.2	22.1	29.2	28.8
2. Somewhat important	37.2	34.0	40.8	39.3	29.8	37.8	37.3	35.2	40.2	38.0	37.8	35.0	39.8	45.6	37.6	36.4
3. Quite important	26.0	26.1	26.8	25.4	28.9	25.4	24.4	26.1	28.9	28.0	20.3	28.2	26.4	19.6	21.9	31.2
4. Extremely important	15.0	16.2	13.3	12.7	26.6	13.0	14.9	17.6	12.8	14.8	12.0	16.9	12.6	12.8	11.2	3.7
<i>Item 1480 Subject M05, Q07</i>	<i>N</i> 2536	1144	1195	1632	256	545	667	860	463	1822	442	1219	583	207	399	38
A007I: Being able to give my children better opportunities than I've had																
1. Not important	2.9	3.0	2.3	2.4	2.1	2.9	3.4	2.8	2.3	2.1	4.8	1.6	2.9	2.8	3.8	16.7
2. Somewhat important	8.7	8.4	9.1	10.6	1.6	9.5	12.2	5.2	9.5	8.7	9.9	8.0	7.6	11.0	10.7	20.4
3. Quite important	24.0	24.8	23.9	28.9	11.2	29.6	26.2	19.6	22.7	24.6	23.4	22.0	27.2	31.4	24.9	17.6
4. Extremely important	64.4	63.9	64.6	58.1	85.1	58.0	58.2	72.5	65.5	64.5	61.8	68.3	62.2	54.8	60.6	45.3
<i>Item 1490 Subject Q07</i>	<i>N</i> 2526	1137	1193	1621	258	544	660	863	459	1809	443	1211	579	209	399	38

DESCRIPTIVE RESULTS: 2004

47

QUESTIONNAIRE FORM 1 2004	TOTAL	SEX		RACE		REGION				COLLEGE PLANS?		ILLICIT DRUG USE: LIFETIME				
		M	F	White	Black	NE	NC	S	W	Yes	No	None	Mari- juana Only	Few Pills	More Pills	Any Her- oin
<i>N (Weighted No. of Cases):</i> <i>% of Weighted Total:</i>	2567 100.0	1152 44.9	1206 47.0	1638 63.8	263 10.3	548 21.4	673 26.2	875 34.1	471 18.3	1834 71.4	445 17.4	1230 47.9	583 22.7	210 8.2	403 15.7	38 1.5
A007J: Living close to parents and relatives																
1. Not important	17.1	18.3	15.2	17.2	17.6	16.8	16.4	19.2	14.3	16.3	19.8	14.5	13.7	25.7	22.2	32.5
2. Somewhat important	36.1	38.4	35.0	38.6	38.8	37.0	35.4	37.4	33.7	37.6	35.3	36.1	38.7	35.6	33.2	37.7
3. Quite important	29.7	30.2	29.0	29.0	27.8	30.6	30.6	26.0	34.5	29.2	26.9	28.3	31.8	25.8	34.1	23.9
4. Extremely important	17.1	13.1	20.9	15.2	15.8	15.6	17.6	17.5	17.5	16.9	17.9	21.1	15.8	12.9	10.4	5.9
<i>Item 1500 Subject M03, Q07</i>	<i>N 2532</i>	<i>1140</i>	<i>1196</i>	<i>1625</i>	<i>258</i>	<i>539</i>	<i>668</i>	<i>864</i>	<i>461</i>	<i>1818</i>	<i>443</i>	<i>1214</i>	<i>581</i>	<i>210</i>	<i>399</i>	<i>38</i>
A007K: Getting away from this area of the country																
1. Not important	45.6	44.5	48.0	48.0	35.3	42.2	40.4	48.3	51.9	47.8	44.0	50.3	44.5	35.0	39.9	46.0
2. Somewhat important	24.1	25.8	22.0	22.2	28.7	26.9	24.3	23.4	21.6	24.0	22.0	22.8	26.0	27.3	24.2	34.9
3. Quite important	16.0	14.3	17.2	16.7	16.8	16.5	18.5	14.3	14.8	15.1	16.8	14.9	16.2	16.5	17.1	8.0
4. Extremely important	14.4	15.4	12.8	13.1	19.2	14.5	16.8	14.0	11.7	13.1	17.2	11.9	13.3	21.2	18.9	11.0
<i>Item 1510 Subject Q07</i>	<i>N 2536</i>	<i>1143</i>	<i>1197</i>	<i>1629</i>	<i>257</i>	<i>546</i>	<i>668</i>	<i>862</i>	<i>461</i>	<i>1818</i>	<i>444</i>	<i>1219</i>	<i>581</i>	<i>209</i>	<i>397</i>	<i>38</i>
A007L: Working to correct social and economic inequalities																
1. Not important	20.5	26.0	14.5	22.4	12.3	21.9	18.4	22.0	19.3	20.0	23.0	18.8	21.2	22.0	24.6	23.0
2. Somewhat important	43.0	37.9	49.3	46.2	35.7	45.1	44.5	42.5	39.5	43.8	42.4	41.4	47.6	44.6	41.0	54.2
3. Quite important	23.6	22.2	25.0	21.2	34.5	21.1	25.2	22.2	26.6	23.7	21.7	25.5	21.8	22.8	21.0	15.4
4. Extremely important	12.9	13.9	11.2	10.1	17.6	12.0	12.0	13.3	14.5	12.5	12.9	14.4	9.5	10.5	13.4	7.4
<i>Item 1520 Subject N02, O01, Q07</i>	<i>N 2532</i>	<i>1141</i>	<i>1196</i>	<i>1629</i>	<i>258</i>	<i>542</i>	<i>665</i>	<i>863</i>	<i>462</i>	<i>1816</i>	<i>443</i>	<i>1217</i>	<i>580</i>	<i>208</i>	<i>398</i>	<i>38</i>
A007M: Discovering new ways to experience things																
1. Not important	7.9	8.4	7.3	8.7	5.2	6.1	8.7	8.4	7.7	8.0	8.9	9.9	6.2	5.5	5.7	3.3
2. Somewhat important	30.1	28.6	32.3	31.5	26.6	32.4	29.4	30.3	28.1	30.3	29.6	30.3	33.2	31.8	25.9	28.6
3. Quite important	39.3	41.2	38.2	39.5	41.6	40.9	39.0	37.5	41.5	39.6	39.9	36.8	40.2	38.8	45.6	49.3
4. Extremely important	22.7	21.8	22.2	20.3	26.6	20.5	22.9	23.9	22.7	22.0	21.7	23.0	20.4	23.9	22.8	18.8
<i>Item 1530 Subject Q07</i>	<i>N 2537</i>	<i>1143</i>	<i>1199</i>	<i>1631</i>	<i>258</i>	<i>544</i>	<i>666</i>	<i>864</i>	<i>463</i>	<i>1821</i>	<i>442</i>	<i>1219</i>	<i>581</i>	<i>210</i>	<i>399</i>	<i>38</i>
A007N: Finding purpose and meaning in my life																
1. Not important	4.3	6.3	1.6	4.4	1.2	4.3	5.0	3.9	4.2	3.6	6.4	4.0	3.5	4.1	4.4	9.1
2. Somewhat important	10.4	13.5	7.3	10.4	8.1	11.6	9.2	11.6	8.7	9.3	14.5	10.2	11.6	6.8	12.3	12.5
3. Quite important	27.1	28.8	25.9	28.2	24.1	29.5	27.4	23.3	30.9	26.1	29.7	25.4	27.4	35.6	27.4	34.6
4. Extremely important	58.1	51.5	65.2	56.9	66.5	54.6	58.5	61.2	56.1	61.1	49.4	60.4	57.5	53.5	55.8	43.8
<i>Item 1540 Subject Q07</i>	<i>N 2538</i>	<i>1143</i>	<i>1199</i>	<i>1632</i>	<i>259</i>	<i>542</i>	<i>668</i>	<i>864</i>	<i>463</i>	<i>1820</i>	<i>444</i>	<i>1218</i>	<i>582</i>	<i>210</i>	<i>399</i>	<i>38</i>
A008: Generally speaking, would you say that most people can be trusted or that you can't be too careful in dealing with people?																
3. Most people can be trusted	21.0	23.7	19.7	24.4	11.1	17.9	25.3	17.9	24.3	22.7	18.8	24.7	18.0	17.0	16.8	15.3
2. Don't know, undecided	31.5	33.4	29.2	31.8	21.8	33.4	34.0	27.3	33.6	30.7	33.5	32.5	31.6	32.9	26.6	28.4
1. Can't be too careful	47.5	43.0	51.1	43.8	67.0	48.7	40.7	54.8	42.2	46.5	47.7	42.7	50.5	50.1	56.6	56.4
<i>Item 1550 Subject Q05</i>	<i>N 2484</i>	<i>1111</i>	<i>1188</i>	<i>1609</i>	<i>246</i>	<i>530</i>	<i>657</i>	<i>844</i>	<i>453</i>	<i>1798</i>	<i>432</i>	<i>1199</i>	<i>565</i>	<i>206</i>	<i>395</i>	<i>38</i>
A009: Would you say that most of the time people try to be helpful or that they are mostly just looking out for themselves?																
3. Try to be helpful	23.9	24.7	23.6	23.9	20.0	22.6	23.9	24.1	25.2	25.2	20.5	28.1	20.4	17.2	20.8	19.0
2. Don't know, undecided	36.1	35.3	37.2	37.3	34.9	35.4	36.7	35.7	37.1	35.1	40.2	35.0	37.2	38.7	35.0	46.4
1. Just looking out for themselves	39.9	40.0	39.2	38.7	45.1	42.0	39.5	40.2	37.7	39.8	39.4	36.9	42.4	44.0	44.2	34.5
<i>Item 1560 Subject Q05</i>	<i>N 2530</i>	<i>1140</i>	<i>1198</i>	<i>1629</i>	<i>258</i>	<i>544</i>	<i>666</i>	<i>858</i>	<i>462</i>	<i>1821</i>	<i>442</i>	<i>1218</i>	<i>582</i>	<i>209</i>	<i>399</i>	<i>38</i>
A010: Do you think most people would try to take advantage of you if they got a chance or would they try to be fair?																
3. Would try to be fair	19.8	20.7	19.7	21.2	13.5	18.9	22.8	17.4	21.0	21.0	17.2	23.8	16.5	15.3	16.2	8.7
2. Don't know, undecided	38.7	39.2	39.0	41.2	26.4	40.0	40.8	36.4	38.6	38.2	42.1	38.1	41.2	42.0	37.2	36.4
1. Would try to take advantage of you	41.5	40.0	41.3	37.6	60.1	41.1	36.4	46.3	40.4	40.8	40.7	38.1	42.4	42.7	46.7	54.8
<i>Item 1570 Subject Q05</i>	<i>N 2529</i>	<i>1141</i>	<i>1196</i>	<i>1628</i>	<i>258</i>	<i>543</i>	<i>667</i>	<i>859</i>	<i>460</i>	<i>1819</i>	<i>443</i>	<i>1217</i>	<i>581</i>	<i>210</i>	<i>399</i>	<i>38</i>

MONITORING THE FUTURE

QUESTIONNAIRE FORM 1 2004	TOTAL	SEX		RACE		REGION				COLLEGE PLANS?		ILLCIT DRUG USE: LIFETIME				
		M	F	White	Black	NE	NC	S	W	Yes	No	None	Mari- juana Only	Few Pills	More Pills	Any Her- oin
<i>N (Weighted No. of Cases):</i>	2567	1152	1206	1638	263	548	673	875	471	1834	445	1230	583	210	403	38
<i>% of Weighted Total:</i>	100.0	44.9	47.0	63.8	10.3	21.4	26.2	34.1	18.3	71.4	17.4	47.9	22.7	8.2	15.7	1.5
A011: These next questions ask your opinions about a number of different topics. How much do you agree or disagree with each statement below?																
A011A: I feel that you can't be a good citizen unless you always obey the law																
1. Disagree	21.3	24.1	17.8	19.9	25.0	22.9	19.1	21.2	22.8	20.3	22.3	17.1	22.2	15.3	34.0	43.9
2. Mostly disagree	22.6	20.8	24.9	25.0	17.9	23.2	24.0	21.1	22.6	23.9	17.1	19.7	26.8	30.9	22.8	19.7
3. Neither	25.6	24.7	26.1	26.0	25.9	26.4	26.9	25.2	23.7	24.4	31.3	25.7	24.3	28.2	24.4	21.2
4. Mostly agree	22.8	22.3	24.2	23.5	20.5	20.7	22.9	23.4	24.0	23.6	22.5	27.3	20.3	22.7	14.7	15.1
5. Agree	7.7	8.0	7.0	5.7	10.8	6.8	7.0	9.1	7.0	7.8	6.9	10.2	6.4	2.8	4.0	-
<i>Item 1580 Subject H03</i>	<i>N</i> 2529	1142	1196	1627	259	541	667	859	461	1822	440	1219	582	209	399	37
A011B: I feel good citizens should go along with whatever the government does even if they disagree with it																
1. Disagree	38.9	38.9	39.2	37.8	49.3	44.1	37.1	36.3	40.4	38.4	39.0	34.1	38.4	40.7	54.8	35.7
2. Mostly disagree	24.9	23.2	27.2	26.0	20.2	24.4	24.9	24.0	27.1	26.3	20.6	25.2	23.3	30.8	22.0	34.6
3. Neither	21.6	22.3	20.6	21.8	15.5	18.5	25.2	21.8	19.3	20.1	28.3	22.9	24.1	19.4	15.2	24.5
4. Mostly agree	11.4	11.8	10.9	11.6	11.2	10.3	9.8	13.9	10.2	11.9	9.8	13.6	10.9	8.8	6.4	-
5. Agree	3.2	3.7	2.1	2.9	3.7	2.7	3.0	4.0	2.9	3.2	2.3	4.2	3.3	0.2	1.6	5.2
<i>Item 1590 Subject H03</i>	<i>N</i> 2522	1137	1194	1621	259	539	665	856	462	1816	440	1216	578	210	398	38
A011C: I feel good citizens try to change the government policies they disagree with																
1. Disagree	5.7	5.5	5.2	4.9	11.1	2.9	5.6	7.4	5.8	5.1	7.8	5.6	6.2	4.4	4.7	5.3
2. Mostly disagree	8.6	8.8	8.2	8.5	11.4	9.2	6.4	10.0	8.7	8.0	9.3	8.1	9.2	9.3	7.8	-
3. Neither	29.9	27.1	32.3	29.8	26.7	27.9	29.3	32.8	27.5	28.9	33.7	29.8	28.8	26.6	32.7	27.1
4. Mostly agree	33.3	35.1	32.3	34.6	28.7	38.0	31.9	30.6	34.6	34.4	30.3	35.1	35.0	34.0	27.5	38.9
5. Agree	22.6	23.4	22.1	22.3	22.0	22.0	26.8	19.2	23.4	23.6	18.8	21.5	20.8	25.8	27.2	28.7
<i>Item 1600 Subject H03</i>	<i>N</i> 2511	1131	1190	1616	259	539	662	853	456	1806	441	1216	573	207	395	38
A011D: The way people vote has a major impact on how things are run in this country																
1. Disagree	6.6	8.2	4.9	6.5	5.8	7.7	7.7	5.4	6.1	5.4	10.0	4.6	7.1	9.0	8.8	14.3
2. Mostly disagree	9.2	10.5	8.5	10.0	6.0	10.6	8.9	8.0	10.2	9.2	10.7	8.3	9.7	11.8	10.5	12.9
3. Neither	18.4	20.8	15.4	18.7	14.4	21.3	18.8	16.7	17.9	17.3	21.9	17.2	20.3	13.9	20.5	23.2
4. Mostly agree	33.9	31.7	36.3	35.4	26.3	32.2	36.2	32.3	35.7	34.7	32.2	33.8	33.1	39.2	33.6	25.6
5. Agree	31.8	28.8	35.0	29.5	47.4	28.2	28.4	37.6	30.1	33.5	25.2	36.1	29.9	26.1	26.7	24.0
<i>Item 1610 Subject H05, I02</i>	<i>N</i> 2525	1141	1194	1625	259	542	665	858	459	1818	442	1215	581	210	398	38
A011E: People who get together in citizen action groups to influence government policies can have a real effect																
1. Disagree	4.8	5.3	3.5	4.5	4.1	4.3	5.8	4.8	3.9	3.6	8.1	2.9	5.6	5.5	7.6	8.9
2. Mostly disagree	9.9	12.1	8.0	10.6	7.3	8.8	11.3	9.0	11.1	9.9	11.2	8.8	10.7	13.4	9.3	13.8
3. Neither	34.9	32.8	36.2	36.1	26.2	39.6	32.8	33.0	35.5	34.4	35.0	33.5	34.2	36.4	38.9	36.1
4. Mostly agree	34.2	35.8	34.1	34.9	35.3	34.1	34.6	34.2	33.6	35.1	33.1	37.0	33.7	32.1	28.9	29.5
5. Agree	16.3	14.0	18.2	13.9	27.2	13.2	15.4	19.0	15.9	16.9	12.5	17.9	15.7	12.6	15.1	11.8
<i>Item 1620 Subject H03, I02</i>	<i>N</i> 2514	1133	1191	1617	257	538	662	856	459	1813	442	1210	579	209	395	38
A011F: Despite its many faults, our system of doing things is still the best in the world																
1. Disagree	7.8	7.6	8.2	6.9	10.8	5.8	6.9	9.2	8.8	7.1	10.7	7.2	5.9	7.4	10.4	18.8
2. Mostly disagree	10.2	9.0	11.4	9.3	12.1	9.5	12.0	9.0	10.7	9.8	11.8	9.2	9.5	13.1	12.6	15.0
3. Neither	29.7	25.9	33.0	28.1	29.2	32.2	29.6	26.6	32.5	28.0	32.4	29.6	30.1	30.5	27.4	32.7
4. Mostly agree	30.7	30.9	30.5	32.0	30.4	33.0	32.0	29.5	28.4	32.0	28.3	31.0	33.2	27.6	28.9	25.8
5. Agree	21.6	26.6	16.9	23.7	17.6	19.4	19.6	25.7	19.4	23.1	16.8	22.9	21.3	21.4	20.7	7.7
<i>Item 1630 Subject H04</i>	<i>N</i> 2514	1130	1193	1618	256	539	661	855	459	1812	439	1211	578	207	397	38

QUESTIONNAIRE FORM 1 2004	TOTAL	SEX		RACE		REGION				COLLEGE PLANS?		ILLICIT DRUG USE: LIFETIME				
		M	F	White	Black	NE	NC	S	W	Yes	No	None	Mari- juana Only	Few Pills	More Pills	Any Her- oin
<i>N (Weighted No. of Cases):</i>	2567	1152	1206	1638	263	548	673	875	471	1834	445	1230	583	210	403	38
<i>% of Weighted Total:</i>	100.0	44.9	47.0	63.8	10.3	21.4	26.2	34.1	18.3	71.4	17.4	47.9	22.7	8.2	15.7	1.5
A011G: America needs growth to survive, and that is going to require some increase in pollution																
1. Disagree	28.4	27.5	29.4	29.8	25.3	28.0	28.2	28.3	29.1	29.6	25.3	28.1	27.2	31.5	31.1	28.5
2. Mostly disagree	22.0	21.7	23.1	23.3	16.3	21.3	22.7	20.7	24.3	23.9	16.8	23.2	21.0	23.9	20.4	23.5
3. Neither	29.7	28.8	30.2	30.1	27.5	28.8	31.7	29.8	27.8	27.8	35.2	30.2	30.9	21.6	30.7	30.6
4. Mostly agree	14.6	16.1	12.5	13.0	21.6	17.7	13.1	14.3	13.6	14.1	16.0	12.6	16.7	16.8	13.5	13.7
5. Agree	5.3	5.8	4.9	3.9	9.3	4.2	4.3	6.9	5.1	4.7	6.7	5.8	4.2	6.2	4.3	3.7
<i>Item 1640 Subject F04</i>	<i>N</i> 2513	1132	1192	1619	256	537	661	855	459	1810	442	1208	581	210	394	38
A011H: If we just leave things to God, they will turn out for the best																
1. Disagree	21.4	25.3	17.1	23.0	8.2	31.8	18.9	13.5	27.6	21.2	21.3	17.3	18.8	24.0	34.8	31.4
2. Mostly disagree	9.8	10.2	9.3	10.0	4.6	10.9	10.8	6.7	12.6	9.8	10.0	9.1	11.1	14.5	8.3	9.6
3. Neither	26.7	27.6	26.0	27.1	12.9	32.0	26.2	21.7	30.6	25.5	28.0	24.5	29.3	28.2	27.0	37.8
4. Mostly agree	18.0	14.6	21.1	17.4	22.5	13.4	21.2	20.5	13.9	18.0	19.0	19.4	18.0	14.1	16.2	15.2
5. Agree	24.2	22.4	26.5	22.4	51.8	11.8	23.0	37.6	15.3	25.5	21.8	29.7	22.9	19.3	13.7	6.0
<i>Item 1650 Subject I02</i>	<i>N</i> 2506	1125	1190	1613	256	534	658	857	457	1803	440	1206	573	209	398	38
A011I: Going to school has been an enjoyable experience for me																
1. Disagree	7.6	9.0	5.9	7.9	5.4	7.0	8.4	7.3	7.6	5.7	14.6	4.8	9.1	10.0	9.9	23.9
2. Mostly disagree	9.9	9.4	10.2	9.8	9.8	11.5	9.9	9.4	9.1	8.7	14.4	7.1	10.5	9.3	15.7	16.3
3. Neither	22.2	24.2	19.4	21.8	19.9	23.6	24.1	21.7	18.7	20.9	25.6	20.7	24.6	21.8	22.1	30.3
4. Mostly agree	39.3	37.8	42.3	41.1	37.1	39.1	38.4	38.1	43.2	43.1	28.7	42.0	37.0	45.0	36.1	22.7
5. Agree	21.0	19.6	22.2	19.5	27.8	18.8	19.2	23.5	21.4	21.7	16.8	25.4	18.8	13.9	16.2	6.8
<i>Item 1660 Subject B01</i>	<i>N</i> 2524	1138	1194	1624	258	542	665	858	459	1818	440	1216	580	209	398	38
A011J: Doing well in school is important for getting a good job																
1. Disagree	3.0	4.0	1.6	2.4	1.7	4.5	2.3	2.4	3.5	2.3	4.7	1.9	1.8	5.0	5.6	19.2
2. Mostly disagree	4.0	4.2	3.3	3.9	3.6	3.9	4.4	2.9	5.7	3.7	4.6	3.0	3.8	5.0	6.5	7.6
3. Neither	10.6	13.9	6.5	10.8	6.8	9.9	11.9	11.1	8.6	7.9	17.4	9.0	10.4	9.5	13.5	15.8
4. Mostly agree	28.1	29.6	27.1	29.9	21.1	28.2	30.8	26.2	27.3	27.5	31.3	27.3	29.0	32.5	27.1	32.6
5. Agree	54.3	48.3	61.4	53.0	66.8	53.5	50.6	57.4	54.7	58.7	42.1	58.8	55.1	48.0	47.3	24.9
<i>Item 1670 Subject B01</i>	<i>N</i> 2520	1139	1191	1620	257	540	664	858	459	1813	441	1213	581	210	397	38
A012: The next questions ask for your opinions on the effects of using certain drugs and other substances. How much do you think people risk harming themselves (physically or in other ways), if they . . .																
A012A: Smoke one or more packs of cigarettes per day																
1. No risk	3.1	2.8	2.2	1.2	4.4	2.1	3.3	4.1	2.2	2.0	4.4	2.6	2.4	2.3	1.7	20.6
2. Slight risk	4.1	4.7	3.7	4.6	2.5	3.8	4.1	5.0	2.8	2.7	10.6	2.4	5.4	3.4	7.1	7.6
3. Moderate risk	16.4	19.5	12.7	17.8	9.5	16.1	16.0	16.8	16.5	14.7	23.7	12.2	17.7	15.1	26.2	25.3
4. Great risk	72.7	69.6	78.0	73.8	77.6	74.9	73.6	69.0	75.7	77.4	56.8	77.4	73.1	77.8	63.5	46.4
5. Can't say, drug unfamiliar	3.7	3.3	3.3	2.7	6.1	3.1	3.0	5.1	2.8	3.1	4.5	5.4	1.4	1.4	1.5	-
<i>Item 12360 Subject A14a</i>	<i>N</i> 2537	1143	1198	1631	259	544	668	861	464	1820	444	1222	580	208	400	38
A012B: Try marijuana once or twice																
1. No risk	36.8	42.6	29.0	38.4	27.8	41.1	36.0	35.0	36.6	34.3	40.4	16.8	53.5	51.9	63.2	74.2
2. Slight risk	32.2	27.5	38.2	34.6	31.6	35.9	31.4	29.1	35.0	33.9	30.4	35.4	30.9	34.2	25.9	17.9
3. Moderate risk	12.4	11.5	14.3	11.9	15.4	9.1	15.8	12.5	11.4	13.4	10.1	18.2	7.6	8.2	5.6	7.9
4. Great risk	14.2	14.1	14.7	11.9	18.8	10.5	12.6	18.1	13.7	14.6	13.4	22.7	7.3	4.4	3.5	-
5. Can't say, drug unfamiliar	4.3	4.2	3.8	3.3	6.4	3.5	4.3	5.4	3.4	3.8	5.7	6.9	0.7	1.3	1.7	-
<i>Item 12370 Subject A14a</i>	<i>N</i> 2535	1139	1200	1630	259	543	665	864	463	1821	442	1221	582	209	400	38
A012C: Smoke marijuana occasionally																
1. No risk	15.3	16.7	10.9	13.4	13.4	17.7	13.0	15.0	16.4	12.5	19.5	4.6	19.3	20.6	36.1	38.1
2. Slight risk	26.9	29.1	25.8	30.7	23.4	28.8	28.8	25.1	25.6	27.4	27.5	17.2	39.0	38.2	34.5	34.0
3. Moderate risk	30.9	28.0	35.8	32.4	29.2	33.1	31.3	27.7	33.5	33.2	28.7	35.2	27.9	32.6	21.6	27.9
4. Great risk	22.4	22.0	23.3	20.0	27.5	16.6	22.3	26.5	21.7	22.9	19.0	35.9	12.6	7.4	6.2	-
5. Can't say, drug unfamiliar	4.5	4.2	4.2	3.5	6.5	3.8	4.5	5.7	2.8	4.0	5.3	7.1	1.2	1.3	1.6	-
<i>Item 12380 Subject A14a</i>	<i>N</i> 2535	1143	1198	1630	260	543	669	862	461	1819	445	1218	580	209	400	38

MONITORING THE FUTURE

QUESTIONNAIRE FORM 1 2004	TOTAL	SEX		RACE		REGION				COLLEGE PLANS?		ILLICIT DRUG USE: LIFETIME				
		M	F	White	Black	NE	NC	S	W	Yes	No	None	Mari- juana Only	Few Pills	More Pills	Any Her- oin
<i>N (Weighted No. of Cases):</i>	2567	1152	1206	1638	263	548	673	875	471	1834	445	1230	583	210	403	38
<i>% of Weighted Total:</i>	100.0	44.9	47.0	63.8	10.3	21.4	26.2	34.1	18.3	71.4	17.4	47.9	22.7	8.2	15.7	1.5
A012D: Smoke marijuana regularly																
1. No risk	7.7	8.4	5.1	5.3	11.0	6.7	6.6	9.4	7.5	5.3	12.9	3.2	8.2	10.2	14.9	34.3
2. Slight risk	12.2	14.6	8.4	13.0	7.9	15.3	10.1	11.4	13.2	11.3	12.9	2.9	18.3	13.9	30.1	21.9
3. Moderate risk	23.3	25.2	22.4	26.1	19.3	23.3	26.5	21.7	21.8	24.1	22.4	17.3	32.1	29.3	26.8	29.3
4. Great risk	52.3	47.9	59.9	52.0	55.3	51.7	52.0	51.7	54.6	55.3	46.6	69.4	40.3	45.8	26.9	14.6
5. Can't say, drug unfamiliar	4.4	4.0	4.3	3.5	6.5	3.0	4.8	5.9	2.8	4.0	5.3	7.2	1.1	0.7	1.3	-
<i>Item 12390 Subject A14a</i>	<i>N</i> 2530	1136	1198	1627	256	542	667	858	463	1814	444	1216	577	208	400	38
A012E: Try cocaine in powder form once or twice																
1. No risk	7.2	8.4	4.3	5.6	6.2	6.8	7.0	7.1	7.9	5.3	9.5	3.8	4.8	6.4	16.0	31.6
2. Slight risk	16.8	15.8	17.9	18.7	9.8	18.3	17.1	14.7	18.5	17.1	16.1	13.2	16.2	22.7	26.4	33.2
3. Moderate risk	24.9	24.2	26.3	27.1	16.0	26.4	27.8	20.7	26.6	25.8	25.0	25.0	24.5	25.1	27.0	23.3
4. Great risk	43.3	44.7	44.0	41.8	56.6	41.4	40.9	48.2	39.9	44.7	40.0	48.6	47.9	38.8	28.2	10.3
5. Can't say, drug unfamiliar	7.9	6.9	7.5	6.8	11.4	7.1	7.2	9.2	7.2	7.1	9.5	9.4	6.6	6.9	2.4	1.6
<i>Item 12501 Subject A14a</i>	<i>N</i> 2536	1144	1198	1631	259	543	668	862	463	1820	443	1220	582	208	400	38
A012F: Take cocaine powder occasionally																
1. No risk	3.5	2.9	2.7	1.4	5.7	3.0	2.8	4.6	3.3	2.5	4.7	2.4	2.3	2.5	4.5	20.3
2. Slight risk	5.1	5.8	3.7	5.3	2.4	4.5	5.1	4.7	6.6	4.2	6.7	2.2	2.7	7.1	14.5	25.7
3. Moderate risk	20.2	19.3	21.2	22.5	12.5	24.1	20.7	16.8	21.1	20.7	19.1	15.9	21.6	22.0	30.4	28.3
4. Great risk	63.6	65.2	65.1	64.3	69.5	61.3	64.5	65.2	62.1	66.1	60.0	70.1	66.6	62.0	48.4	24.2
5. Can't say, drug unfamiliar	7.6	6.8	7.1	6.6	9.9	7.1	7.0	8.7	6.9	6.6	9.5	9.3	6.9	6.3	2.1	1.6
<i>Item 12502 Subject A14a</i>	<i>N</i> 2533	1141	1197	1630	258	543	666	862	462	1821	443	1218	582	209	399	38
A012G: Take cocaine powder regularly																
1. No risk	2.9	2.1	2.4	1.2	4.9	2.2	2.8	3.8	2.4	1.9	4.0	2.3	2.7	2.1	1.5	12.6
2. Slight risk	1.0	0.9	0.9	0.5	1.2	1.5	0.3	1.1	1.2	0.8	1.5	0.2	0.6	0.5	2.9	11.7
3. Moderate risk	4.3	4.8	3.0	4.0	2.4	3.0	5.7	4.3	3.8	3.0	7.1	2.2	2.9	4.6	11.2	24.0
4. Great risk	84.4	85.4	87.1	88.1	82.5	87.2	84.1	82.2	85.9	87.8	78.5	86.6	87.1	86.6	82.1	50.1
5. Can't say, drug unfamiliar	7.3	6.7	6.6	6.2	9.0	6.1	7.1	8.6	6.7	6.4	8.9	8.8	6.7	6.1	2.3	1.6
<i>Item 12503 Subject A14a</i>	<i>N</i> 2534	1141	1197	1631	259	540	669	862	464	1821	444	1218	582	209	400	38
A012H: Try "crack" cocaine once or twice																
1. No risk	5.1	5.0	3.8	3.5	5.8	4.3	5.4	5.5	4.9	3.9	7.2	3.4	4.8	4.7	6.4	21.2
2. Slight risk	12.7	11.8	14.0	13.4	12.1	12.7	13.0	10.8	15.8	12.9	13.1	11.0	12.0	16.0	16.7	24.0
3. Moderate risk	22.5	20.2	25.6	24.7	11.8	25.7	23.8	18.4	24.5	24.1	19.3	22.0	20.5	26.4	26.3	27.5
4. Great risk	50.3	54.3	48.0	49.9	60.6	48.5	47.7	55.6	46.6	50.5	50.6	52.6	54.4	45.9	45.0	25.6
5. Can't say, drug unfamiliar	9.4	8.7	8.5	8.5	9.7	8.9	10.2	9.8	8.2	8.6	9.8	11.0	8.3	7.2	5.5	1.6
<i>Item 12504 Subject A14a</i>	<i>N</i> 2531	1138	1199	1630	258	540	666	862	464	1820	442	1219	581	207	398	38
A012I: Take "crack" cocaine occasionally																
1. No risk	3.0	2.6	2.4	1.3	5.3	2.6	3.0	3.8	2.1	2.0	4.8	2.3	3.0	3.0	1.5	13.9
2. Slight risk	2.8	2.7	2.3	2.7	2.3	1.8	2.2	3.2	4.1	2.3	4.2	1.5	2.3	2.3	6.8	11.0
3. Moderate risk	16.3	14.6	18.1	17.2	11.9	17.4	17.7	13.6	18.2	16.3	17.5	14.4	16.5	16.6	21.3	30.2
4. Great risk	68.6	71.1	69.0	70.6	70.8	69.1	67.3	69.7	67.7	71.1	63.4	71.1	70.0	70.8	64.6	43.3
5. Can't say, drug unfamiliar	9.2	8.9	8.2	8.2	9.7	9.1	9.8	9.6	7.9	8.3	10.1	10.7	8.1	7.3	5.9	1.6
<i>Item 12505 Subject A14a</i>	<i>N</i> 2534	1139	1200	1631	259	540	669	862	464	1819	444	1218	582	209	400	38
A012J: Take "crack" cocaine regularly																
1. No risk	2.8	2.2	2.3	1.1	4.9	2.0	2.4	3.9	2.2	1.7	4.4	2.3	2.3	3.0	1.1	8.7
2. Slight risk	0.4	0.4	0.3	0.3	0.3	0.9	0.2	0.3	0.1	0.2	1.2	0.1	0.3	-	0.4	12.0
3. Moderate risk	2.8	2.5	2.3	2.7	0.8	1.5	4.0	2.7	2.8	1.5	6.2	1.9	3.7	1.6	4.7	8.1
4. Great risk	84.9	86.0	87.0	87.7	84.3	86.5	83.4	83.8	87.0	88.3	78.5	85.1	85.7	88.0	87.7	69.6
5. Can't say, drug unfamiliar	9.2	8.9	8.1	8.2	9.7	9.1	10.0	9.3	7.9	8.3	9.7	10.6	7.9	7.3	6.1	1.6
<i>Item 12506 Subject A14a</i>	<i>N</i> 2523	1137	1197	1622	258	540	659	861	462	1816	442	1219	578	207	393	38
A012K: Try one or two drinks of an alcoholic beverage (beer, wine, liquor)																
1. No risk	51.4	57.6	44.7	55.6	33.7	55.1	54.2	45.7	53.8	50.7	51.9	38.6	60.1	64.1	70.6	70.7
2. Slight risk	31.8	26.9	38.2	32.9	35.7	32.4	32.5	33.0	27.8	33.9	29.2	37.8	30.0	30.6	20.2	18.2
3. Moderate risk	7.2	5.2	8.8	4.1	14.7	4.5	4.8	9.3	9.8	6.7	7.9	9.9	3.8	4.0	5.0	4.0
4. Great risk	6.9	7.5	6.0	5.3	11.8	6.3	5.8	8.6	6.1	6.1	8.2	9.8	5.0	1.0	2.7	7.1
5. Can't say, drug unfamiliar	2.8	2.8	2.3	2.1	4.1	1.7	2.8	3.5	2.7	2.5	2.9	3.9	1.1	0.3	1.5	-
<i>Item 12510 Subject A14a</i>	<i>N</i> 2528	1141	1197	1625	259	542	664	858	464	1817	440	1215	581	208	399	38

DESCRIPTIVE RESULTS: 2004

51

QUESTIONNAIRE FORM 1 2004	TOTAL	SEX		RACE		REGION				COLLEGE PLANS?		ILLICIT DRUG USE: LIFETIME				
		M	F	White	Black	NE	NC	S	W	Yes	No	None	Mari- juana Only	Few Pills	More Pills	Any Her- oin
<i>N (Weighted No. of Cases):</i>	2567	1152	1206	1638	263	548	673	875	471	1834	445	1230	583	210	403	38
<i>% of Weighted Total:</i>	100.0	44.9	47.0	63.8	10.3	21.4	26.2	34.1	18.3	71.4	17.4	47.9	22.7	8.2	15.7	1.5
A012L: Take one or two drinks nearly every day																
1. No risk	14.9	18.5	9.1	14.4	10.0	14.6	14.9	16.3	12.7	12.4	18.8	7.7	18.1	17.1	27.3	26.3
2. Slight risk	30.3	34.7	28.1	33.8	22.9	33.6	30.3	28.3	30.2	30.7	33.1	26.9	34.4	37.2	32.7	34.6
3. Moderate risk	32.7	28.1	38.2	33.3	33.1	34.7	33.8	30.2	33.5	35.2	25.4	35.5	32.2	32.0	28.3	33.1
4. Great risk	19.2	15.9	22.2	16.3	29.7	15.6	17.9	21.4	21.2	19.2	19.5	25.7	14.0	13.0	10.7	6.1
5. Can't say, drug unfamiliar	2.9	2.8	2.4	2.2	4.2	1.5	3.1	3.8	2.3	2.5	3.2	4.2	1.3	0.7	0.9	-
<i>Item 12520 Subject A14a</i>	<i>N</i> 2538	1143	1200	1634	259	541	669	865	464	1823	445	1222	582	209	400	38
A012M: Take four or five drinks nearly every day																
1. No risk	5.3	5.4	3.5	3.5	6.2	3.3	5.5	7.1	3.8	3.2	9.3	3.0	6.3	6.3	6.6	14.6
2. Slight risk	9.7	13.1	6.5	11.2	5.5	10.6	10.2	11.3	5.1	8.8	13.5	5.5	13.4	9.0	16.8	16.8
3. Moderate risk	24.8	26.9	22.8	26.9	16.2	24.7	25.5	22.1	28.9	24.4	27.1	21.9	25.8	25.0	31.8	36.6
4. Great risk	57.2	52.1	64.7	56.1	67.5	59.6	55.9	55.3	60.0	60.7	47.6	65.2	52.9	59.3	44.2	31.9
5. Can't say, drug unfamiliar	3.0	2.6	2.4	2.3	4.6	1.8	2.9	4.2	2.3	2.9	2.5	4.3	1.6	0.3	0.6	-
<i>Item 12530 Subject A14a</i>	<i>N</i> 2533	1141	1196	1632	259	542	666	864	461	1820	442	1219	582	208	400	38
A012N: Have five or more drinks once or twice each weekend																
1. No risk	10.1	12.4	6.0	8.7	8.1	10.2	9.5	11.0	8.9	7.9	13.7	5.2	11.0	8.8	20.4	20.9
2. Slight risk	17.0	19.7	14.0	19.1	10.5	19.0	17.7	15.6	16.2	15.8	20.3	11.2	21.4	20.9	26.5	24.2
3. Moderate risk	29.0	28.7	30.3	31.7	21.0	32.3	32.2	25.6	27.0	30.8	25.0	26.8	32.8	37.2	28.9	25.5
4. Great risk	40.4	36.3	46.7	37.8	54.6	36.5	37.2	43.3	44.4	42.3	37.5	51.8	32.7	31.8	23.6	29.4
5. Can't say, drug unfamiliar	3.5	3.0	3.1	2.8	5.9	2.0	3.4	4.5	3.5	3.2	3.6	5.0	2.1	1.3	0.7	-
<i>Item 12540 Subject A14a</i>	<i>N</i> 2532	1143	1197	1630	258	541	667	862	462	1820	442	1221	580	207	399	38
A012O: Try heroin once or twice without using a needle																
1. No risk	4.1	4.5	2.7	2.4	5.8	2.7	3.8	5.1	4.3	3.1	5.4	2.6	3.7	3.4	4.6	24.1
2. Slight risk	5.6	6.6	4.7	6.0	5.1	5.9	6.3	4.6	6.0	5.3	6.2	4.9	5.2	8.8	7.6	3.7
3. Moderate risk	17.9	16.4	20.1	20.3	11.6	20.5	19.4	15.2	17.7	18.6	17.8	15.8	17.0	22.3	21.2	41.0
4. Great risk	61.2	61.6	61.8	61.0	65.0	60.1	58.1	63.9	61.7	62.1	59.1	62.8	64.7	55.3	60.6	31.2
5. Can't say, drug unfamiliar	11.3	10.9	10.7	10.4	12.5	10.8	12.4	11.3	10.4	10.9	11.5	13.8	9.3	10.1	6.0	-
<i>Item 29600 Subject A14a</i>	<i>N</i> 2533	1141	1198	1632	256	542	667	861	463	1821	443	1220	579	209	400	38
A012P: Take heroin occasionally without using a needle																
1. No risk	3.2	2.9	2.4	1.4	5.8	2.4	2.8	4.5	2.0	2.1	4.6	2.2	2.6	3.0	2.3	21.6
2. Slight risk	1.6	1.8	1.1	1.3	1.7	1.1	1.4	1.8	2.2	1.1	3.0	0.8	2.6	1.9	1.7	6.2
3. Moderate risk	8.2	8.8	8.0	9.3	5.1	8.4	9.6	5.1	11.8	8.6	7.4	7.2	6.8	9.0	13.8	6.2
4. Great risk	76.1	76.0	78.3	78.3	74.5	77.9	74.5	77.2	74.0	77.9	73.9	76.4	78.8	76.3	76.8	66.0
5. Can't say, drug unfamiliar	10.9	10.4	10.2	9.7	12.9	10.2	11.7	11.3	10.0	10.4	11.1	13.3	9.1	9.8	5.5	-
<i>Item 29610 Subject A14a</i>	<i>N</i> 2534	1142	1198	1630	258	544	666	861	463	1819	442	1219	582	208	399	38
A013: How difficult do you think it would be for you to get each of the following types of drugs, if you wanted some?																
A013A: Marijuana																
1. Probably impossible	4.3	2.9	4.7	2.7	6.4	2.8	4.0	6.0	3.2	4.0	5.0	7.1	1.2	0.8	0.4	-
2. Very difficult	2.6	2.1	3.0	1.9	1.6	2.0	3.2	2.2	3.1	2.4	2.3	4.5	0.6	1.7	0.4	-
3. Fairly difficult	5.3	5.5	5.4	5.4	3.4	3.6	7.3	4.7	5.6	5.6	5.6	8.9	1.3	3.7	1.3	4.0
4. Fairly easy	23.4	23.2	24.8	24.5	21.7	20.6	27.6	22.4	22.6	25.0	20.7	31.4	15.8	17.1	16.5	7.5
5. Very easy	64.4	66.3	62.0	65.6	66.9	71.0	58.0	64.7	65.5	63.0	66.5	48.1	81.2	76.6	81.3	88.5
<i>Item 6750 Subject A03a</i>	<i>N</i> 2513	1130	1193	1628	250	536	661	857	459	1806	441	1203	583	206	400	38
A013B: "Crack" cocaine																
1. Probably impossible	9.7	7.9	10.4	7.4	16.0	6.7	11.0	12.1	7.1	9.2	11.2	12.1	7.9	7.2	5.4	-
2. Very difficult	15.8	17.7	14.5	17.6	12.3	16.8	17.1	14.6	14.7	16.8	14.3	18.3	13.9	16.2	13.3	6.9
3. Fairly difficult	31.3	32.9	31.4	35.2	18.6	32.6	34.8	27.3	32.0	33.9	27.0	33.1	32.5	32.3	26.7	16.2
4. Fairly easy	27.9	25.7	30.0	28.1	25.9	29.1	26.9	26.4	30.7	27.8	26.5	25.1	28.9	31.3	33.1	29.9
5. Very easy	15.4	15.8	13.6	11.8	27.2	14.8	10.2	19.6	15.5	12.4	21.0	11.4	16.7	13.0	21.6	47.0
<i>Item 6811 Subject A03a</i>	<i>N</i> 2506	1127	1191	1624	250	533	660	856	457	1802	441	1199	581	206	398	38

QUESTIONNAIRE FORM 1 2004	TOTAL	SEX		RACE		REGION				COLLEGE PLANS?		ILLICIT DRUG USE: LIFETIME				
		M	F	White	Black	NE	NC	S	W	Yes	No	None	Mari- juana Only	Few Pills	More Pills	Any Her- oin
<i>N (Weighted No. of Cases):</i>	2567	1152	1206	1638	263	548	673	875	471	1834	445	1230	583	210	403	38
<i>% of Weighted Total:</i>	100.0	44.9	47.0	63.8	10.3	21.4	26.2	34.1	18.3	71.4	17.4	47.9	22.7	8.2	15.7	1.5
A013C: Cocaine powder																
1. Probably impossible	10.7	9.5	10.9	8.2	17.7	7.9	10.7	13.2	9.1	10.2	12.6	13.3	10.3	5.5	5.3	-
2. Very difficult	16.1	18.2	14.9	18.2	12.4	18.4	19.5	12.5	15.4	17.0	15.0	20.3	14.4	16.5	8.0	10.7
3. Fairly difficult	27.8	29.0	28.7	30.8	22.1	28.3	29.6	27.2	25.6	30.9	20.7	32.0	26.1	26.7	20.2	8.5
4. Fairly easy	26.1	23.9	28.4	26.7	23.4	26.0	26.1	23.2	31.8	25.9	27.7	23.0	29.4	32.5	28.3	28.4
5. Very easy	19.3	19.5	17.1	16.1	24.5	19.4	14.0	24.0	18.1	16.0	23.9	11.4	19.8	18.7	38.2	52.4
<i>Item 6812 Subject A03a</i>	<i>N</i> 2509	1129	1193	1626	249	535	660	855	460	1803	441	1201	581	206	400	38
The following questions are about CIGARETTE SMOKING.																
B001: Have you ever smoked cigarettes?																
1. Never—GO TO Q.B006	48.6	49.3	50.4	46.2	58.3	46.5	47.7	47.6	54.2	54.1	34.8	75.5	23.3	31.1	17.4	14.2
2. Once or twice	21.5	22.8	21.0	21.3	29.2	23.1	19.9	22.3	20.5	21.0	23.4	16.7	33.9	24.2	18.9	6.0
3. Occasionally but not regularly	11.3	10.0	11.6	11.8	4.4	12.4	11.8	9.1	13.1	11.3	10.0	4.1	19.3	16.8	18.1	16.4
4. Regularly in the past	4.7	4.7	4.6	5.2	1.5	4.3	4.9	5.4	3.8	4.1	5.8	0.9	5.1	6.6	13.0	22.2
5. Regularly now	13.9	13.2	12.4	15.4	6.6	13.6	15.7	15.6	8.4	9.4	26.0	2.9	18.4	21.3	32.6	41.3
<i>Item 760 Subject A01a</i>	<i>N</i> 2496	1127	1179	1615	249	536	657	846	456	1795	434	1200	579	203	394	38
B002: How frequently have you smoked cigarettes during the past 30 days?																
1. Not at all	50.6	50.2	54.1	48.0	66.4	52.6	48.2	49.4	54.4	55.5	41.0	70.7	53.9	46.3	34.1	23.5
2. Less than one cigarette per day	17.8	18.1	18.0	19.0	15.6	16.2	16.1	17.6	23.1	18.8	16.6	16.6	18.8	16.1	18.9	19.2
3. One to five cigarettes per day	15.0	15.6	13.2	14.8	15.0	13.3	19.4	12.7	14.7	14.0	17.1	6.9	14.6	21.7	20.7	11.0
4. About one-half pack per day	9.8	8.8	9.5	11.2	-	10.7	8.7	12.4	4.8	7.4	13.4	2.5	8.1	12.2	16.8	17.2
5. About one pack per day	4.0	3.8	3.5	4.2	3.1	4.3	3.9	4.6	2.3	2.6	7.2	1.6	3.5	3.7	5.7	-
6. About one and one-half packs per day	1.4	1.3	1.6	1.8	-	0.3	2.4	1.9	0.3	1.2	2.2	0.3	0.1	-	3.6	14.9
7. Two packs or more per day	1.5	2.2	0.1	1.1	-	2.5	1.4	1.5	0.4	0.6	2.5	1.3	1.0	-	0.2	14.1
<i>Item 780 Subject A01c</i>	<i>N†</i> 1283	571	586	869	104	287	344	442	211	825	282	294	444	141	327	32
B003: To be more precise, during the past 30 days about how many cigarettes have you smoked per day?																
01. None	50.8	49.9	54.8	47.7	69.1	53.3	47.7	50.3	53.4	55.9	40.7	71.6	54.1	47.6	33.0	23.5
02. Less than 1 per day	12.9	11.9	14.2	14.2	8.8	11.1	12.2	12.6	16.9	13.9	12.8	11.8	14.1	10.0	13.8	14.8
03. 1 to 2	6.4	7.1	5.5	6.2	5.8	5.6	6.7	6.0	7.6	6.8	4.8	4.7	6.0	8.3	7.6	4.4
04. 3 to 7	12.7	14.1	11.7	13.6	11.1	12.3	15.8	10.8	12.1	11.6	16.6	5.0	14.3	17.6	16.1	13.8
05. 8 to 12	6.9	6.0	6.6	7.9	0.7	7.0	5.9	8.9	4.2	4.9	10.5	3.6	4.0	8.6	13.1	4.5
06. 13 to 17	2.8	3.7	2.1	3.2	1.9	3.7	3.0	3.0	0.6	2.2	4.4	0.9	1.7	1.3	6.7	-
07. 18 to 22	3.0	2.4	2.5	3.4	-	2.9	4.0	3.0	1.7	2.3	4.0	0.8	2.5	4.8	5.2	-
08. 23 to 27	0.8	1.1	0.4	1.0	-	0.7	0.6	1.4	-	0.4	1.4	0.2	0.3	-	1.0	13.9
09. 28 to 32	1.0	1.2	0.7	0.9	0.9	0.4	1.1	1.2	0.9	0.5	1.8	0.9	0.5	0.9	0.8	6.7
10. 33 to 37	0.3	-	0.5	0.1	1.6	0.3	0.3	0.4	-	0.2	0.4	-	0.4	-	0.6	-
11. 38 or more	2.6	2.6	1.0	1.8	-	2.7	2.8	2.4	2.6	1.3	2.7	0.5	2.1	1.0	2.1	18.4
<i>Item 781 Subject A01d</i>	<i>N†</i> 1281	571	586	868	104	286	344	441	211	824	282	294	443	141	327	32
B004A: Have you ever tried to stop smoking and found that you could not?																
1. Yes	18.3	18.1	16.3	18.2	11.2	21.5	20.6	17.0	13.2	13.3	25.1	7.3	17.9	20.2	25.7	29.9
2. No	81.7	81.9	83.7	81.8	88.8	78.5	79.4	83.0	86.8	86.7	74.9	92.7	82.1	79.8	74.3	70.1
<i>Item 1690 Subject A01i</i>	<i>N†</i> 1249	563	565	851	100	275	336	436	202	799	281	284	433	138	319	31
B004B: How many times (if any) have you tried to stop smoking?																
1. None	63.5	64.1	64.4	63.9	67.2	64.1	62.5	59.2	73.5	67.9	57.3	75.2	66.0	58.8	54.7	33.8
2. Once	16.8	17.9	16.7	16.7	20.7	15.4	15.0	21.6	11.5	16.1	19.2	15.6	15.7	15.0	19.9	27.4
3. Twice	10.4	8.3	11.6	10.4	10.7	10.8	10.0	12.1	7.0	8.2	13.9	5.7	10.5	14.3	10.7	20.8
4. 3 to 5 times	7.5	7.3	6.6	7.4	1.4	7.8	9.7	6.0	6.6	6.3	7.9	2.7	5.8	11.9	11.8	15.4
5. 6 to 9 times	0.6	0.5	0.3	0.2	-	0.8	1.0	0.3	0.5	0.6	-	0.2	0.6	-	1.5	-
6. 10 or more times	1.1	2.0	0.4	1.3	-	1.1	1.8	0.8	0.9	1.0	1.7	0.5	1.4	-	1.4	2.7
<i>Item 1691 Subject A01i</i>	<i>N†</i> 1231	557	555	840	99	274	328	433	196	784	283	276	427	136	317	31
B004C: Do you want to stop smoking now?																
1. Yes	16.7	14.5	17.3	17.4	9.2	15.9	18.2	18.1	12.4	13.8	22.5	8.4	15.2	23.2	21.4	25.1
2. No	24.5	28.2	19.5	25.2	17.7	20.1	28.7	25.3	21.8	21.9	29.1	12.0	23.9	23.6	34.3	39.9
8. Don't smoke now	58.7	57.3	63.2	57.5	73.0	64.0	53.1	56.5	65.8	64.2	48.4	79.6	61.0	53.2	44.3	35.0
<i>Item 1700 Subject A01i</i>	<i>N†</i> 1258	565	569	852	104	280	342	433	202	804	282	287	441	135	322	31

†=excludes respondents for whom question was inappropriate.

QUESTIONNAIRE FORM 1 2004	TOTAL	SEX		RACE		REGION				COLLEGE PLANS?		ILLICIT DRUG USE: LIFETIME					
		M	F	White	Black	NE	NC	S	W	Yes	No	None	Mari- juana Only	Few Pills	More Pills	Any Her- oin	
<i>N (Weighted No. of Cases):</i>	2567	1152	1206	1638	263	548	673	875	471	1834	445	1230	583	210	403	38	
<i>% of Weighted Total:</i>	100.0	44.9	47.0	63.8	10.3	21.4	26.2	34.1	18.3	71.4	17.4	47.9	22.7	8.2	15.7	1.5	
B005: What brand of cigarettes do you usually smoke? (Brands are in alphabetical order. Mark only one)																	
01. Basic	0.4	0.5	0.1	0.4	-	-	-	0.8	0.7	0.4	0.6	0.6	-	0.6	0.6	-	
02. Benson & Hedges	0.3	0.3	0.4	0.2	-	-	0.5	-	1.2	0.4	0.2	1.1	-	-	0.3	-	
03. Black & Whites	0.2	0.2	0.1	0.1	1.2	-	-	0.4	0.4	0.2	-	-	0.3	-	0.2	2.2	
04. Cambridge	-	-	-	-	-	-	-	-	-	-	-	-	-	-	-	-	
05. Camel	10.2	12.1	8.1	11.8	2.7	5.4	15.6	5.8	17.6	8.7	13.9	4.0	6.1	13.1	19.3	12.4	
06. Capri	0.3	-	0.6	0.3	-	0.5	0.2	0.2	0.3	0.4	-	0.2	0.7	-	-	-	
07. Carlton	-	-	-	-	-	-	-	-	-	-	-	-	-	-	-	-	
08. Doral	0.5	0.9	0.2	0.4	1.3	-	0.5	0.9	-	0.5	-	1.0	0.8	-	-	-	
09. GPC	0.1	0.3	-	0.1	0.9	-	0.5	-	-	0.1	0.4	0.3	-	-	-	3.0	
10. Kent	-	-	-	-	-	-	-	-	-	-	-	-	-	-	-	-	
11. Kool	1.5	1.0	1.5	0.9	5.0	-	0.8	3.5	0.3	0.8	2.7	1.4	1.3	0.6	1.6	-	
12. Marlboro	38.8	34.6	43.5	43.8	1.1	39.9	40.1	40.0	31.9	36.9	44.2	37.1	37.8	40.0	42.1	30.0	
13. Merit	-	-	-	-	-	-	-	-	-	-	-	-	-	-	-	-	
14. Misty	0.1	-	0.2	-	-	-	0.3	0.2	-	-	0.3	-	0.2	-	-	-	
15. Monarch	-	-	-	-	-	-	-	-	-	-	-	-	-	-	-	-	
16. More	-	-	-	-	-	-	-	-	-	-	-	-	-	-	-	-	
17. Newport	14.3	14.3	14.8	10.6	49.5	18.8	12.3	16.4	6.5	13.4	16.0	8.0	17.2	14.0	14.3	29.6	
18. Pall Mall	*	-	0.1	0.1	-	-	0.2	-	-	0.1	-	-	0.1	-	-	-	
19. Parliament	3.4	3.2	1.7	2.6	-	6.9	2.8	0.3	6.9	3.7	0.6	0.7	4.1	2.8	5.6	-	
20. Salem	0.4	-	0.8	0.5	-	0.6	0.6	0.2	-	0.2	0.6	0.6	0.5	-	0.2	-	
21. Vantage	-	-	-	-	-	-	-	-	-	-	-	-	-	-	-	-	
22. Viginia Slims	1.1	0.3	1.9	1.1	-	0.8	1.8	0.8	0.8	1.2	1.0	1.3	0.3	-	1.9	4.4	
23. Winston	0.3	-	0.7	0.5	-	-	0.9	0.2	-	0.1	-	0.4	-	-	0.9	-	
24. Other	3.7	4.6	2.8	4.0	2.3	3.7	3.6	3.0	5.2	4.2	3.0	6.1	3.3	4.2	1.7	-	
25. No usual brand	24.4	27.6	22.7	22.6	36.0	23.4	19.2	27.4	28.1	28.6	16.4	37.1	27.3	24.9	11.1	18.5	
<i>Item 30065 Subject A01l</i>	<i>N†</i>	1032	457	476	710	83	216	284	377	156	662	235	225	355	115	272	28
B006: Do you think you will be smoking cigarettes five years from now?																	
1. I definitely will	1.7	1.6	0.9	1.4	0.2	1.6	2.2	1.9	0.6	0.9	2.6	0.6	0.9	0.8	2.9	11.9	
2. I probably will	11.0	11.3	9.7	12.5	4.0	11.3	12.9	10.6	8.6	7.9	20.5	4.0	15.5	12.4	23.5	25.6	
3. I probably will not	18.3	18.9	17.4	18.3	16.1	20.3	17.5	17.0	19.6	17.5	17.6	11.8	24.0	26.7	24.6	27.2	
4. I definitely will not	69.0	68.2	72.0	67.7	79.7	66.9	67.4	70.5	71.2	73.7	59.3	83.6	59.6	60.1	49.0	35.3	
<i>Item 1710 Subject A04a</i>	<i>N</i>	2517	1136	1194	1619	259	534	655	866	462	1813	442	1214	582	204	401	38
The different questionnaire forms used in this study tend to emphasize somewhat different topics. The next major section in this form deals with alcohol and various other drugs. There is a lot of talk these days about these subjects, but very little accurate information. Therefore, we still have a lot to learn about the actual experiences and attitudes of people your age.																	
We hope that you can answer all questions; but if you find one which you feel you cannot answer honestly, we would prefer that you leave it blank.																	
Remember that your answers will be strictly confidential. We never connect them with your name or your class.																	
The next questions are about ALCOHOLIC BEVERAGES, including beer, wine, wine coolers, and liquor.																	
B007: On how many occasions (if any) have you had alcohol to drink—more than just a few sips . . .																	
B007A: . . . in your lifetime?																	
1. 0 occasions	18.0	17.6	18.6	16.6	26.5	11.8	19.5	21.7	16.1	20.1	12.3	32.4	2.7	3.7	3.3	-	
2. 1-2	10.0	9.8	10.8	8.0	19.5	9.4	7.2	12.0	11.3	10.1	11.2	16.8	4.3	4.5	2.3	-	
3. 3-5	11.9	10.1	14.2	10.5	16.7	11.5	9.6	12.5	14.3	12.4	11.8	15.3	10.5	15.2	3.7	-	
4. 6-9	10.2	8.5	12.0	10.2	10.6	10.0	9.8	9.6	12.3	10.3	9.1	10.8	12.7	8.9	6.3	-	
5. 10-19	13.2	13.4	13.8	14.5	10.3	13.5	14.4	12.2	13.0	13.5	13.6	12.5	16.2	15.7	11.8	8.3	
6. 20-39	11.6	11.9	11.3	12.8	6.2	11.6	12.8	10.7	11.7	11.6	11.9	5.6	19.7	15.4	16.9	8.2	
7. 40 or more	25.1	28.8	19.4	27.4	10.3	32.3	26.6	21.3	21.4	22.1	30.0	6.5	33.9	36.7	55.8	83.5	
<i>Item 810 Subject A01a</i>	<i>N</i>	2447	1101	1171	1596	247	525	640	838	445	1780	423	1200	558	207	389	34

* = less than .05 percent. † = excludes respondents for whom question was inappropriate.

MONITORING THE FUTURE

QUESTIONNAIRE FORM 1 2004	TOTAL	SEX		RACE		REGION				COLLEGE PLANS?		ILLICIT DRUG USE: LIFETIME				
		M	F	White	Black	NE	NC	S	W	Yes	No	None	Mari- juana Only	Few Pills	More Pills	Any Her- oin
<i>N (Weighted No. of Cases):</i>	2567	1152	1206	1638	263	548	673	875	471	1834	445	1230	583	210	403	38
<i>% of Weighted Total:</i>	100.0	44.9	47.0	63.8	10.3	21.4	26.2	34.1	18.3	71.4	17.4	47.9	22.7	8.2	15.7	1.5
B007B: . . . during the last 12 months?																
1. 0 occasions	26.3	25.5	27.6	23.5	40.7	19.2	26.0	30.5	27.2	28.4	21.3	45.2	7.7	7.9	6.5	2.4
2. 1-2	17.9	16.3	20.4	16.1	24.2	16.1	16.7	19.2	19.6	17.4	20.4	22.4	15.9	23.5	6.9	1.8
3. 3-5	13.4	12.3	14.4	13.9	15.0	13.7	14.6	12.6	12.9	13.1	14.0	13.5	17.4	9.7	11.6	2.0
4. 6-9	10.6	11.0	10.2	11.6	7.1	10.9	9.1	10.5	12.4	11.6	7.5	7.6	13.9	14.6	11.1	16.6
5. 10-19	13.2	13.2	13.7	14.0	7.2	13.7	13.3	12.4	14.2	13.2	14.3	7.2	19.8	12.9	23.6	8.7
6. 20-39	8.8	9.3	8.2	10.4	3.9	11.8	10.1	7.2	6.2	8.6	9.1	2.8	14.3	15.2	15.2	13.7
7. 40 or more	9.8	12.3	5.5	10.5	1.8	14.6	10.3	7.5	7.6	7.7	13.4	1.3	11.1	16.1	25.2	54.8
<i>Item 820 Subject A01b</i>	<i>N</i> 2443	1101	1168	1597	244	528	636	833	446	1776	421	1191	559	207	388	34
B007C: . . . during the last 30 days?																
1. 0 occasions	50.1	46.3	54.7	46.3	65.8	41.6	49.2	53.8	54.5	51.8	47.1	72.3	30.4	35.6	23.8	9.1
2. 1-2	20.3	19.7	21.1	21.3	18.3	21.7	19.4	20.0	20.3	20.2	19.9	16.6	25.6	29.8	19.6	9.5
3. 3-5	13.5	14.2	12.8	15.0	7.8	15.7	15.9	11.5	11.3	13.3	14.4	7.2	22.1	8.6	23.2	15.2
4. 6-9	7.8	9.1	6.6	8.6	6.3	9.2	7.6	7.7	6.6	7.7	9.2	2.1	12.8	10.8	14.9	20.2
5. 10-19	5.5	7.4	3.3	6.0	0.4	8.9	5.0	4.3	4.5	5.1	5.5	1.0	6.5	11.3	12.5	28.5
6. 20-39	0.9	1.1	0.4	0.9	0.5	1.6	0.7	0.7	0.9	0.7	1.1	0.3	0.9	1.1	2.7	5.1
7. 40 or more	1.9	2.1	1.0	1.8	0.9	1.3	2.1	2.1	1.8	1.2	2.8	0.5	1.6	2.8	3.3	12.4
<i>Item 830 Subject A01c</i>	<i>N</i> 2455	1109	1169	1604	247	529	644	834	448	1783	426	1195	565	206	392	34
IF YOU HAVE NOT HAD ANY BEER, WINE, WINE COOLERS, OR LIQUOR IN THE LAST TWELVE MONTHS, GO TO Q.B016.																
B008: When you used alcohol during the last year, how often did you use it in each of the following situations?																
B008A: When you were alone																
1. Not at all	77.5	68.8	86.3	78.4	74.4	73.8	78.3	78.8	78.7	80.1	70.5	85.7	77.0	73.4	69.6	36.0
2. A few of the times	15.5	20.6	10.8	15.2	18.0	18.4	15.6	13.3	15.8	13.8	20.5	9.0	17.1	17.8	23.4	20.7
3. Some of the times	4.5	6.7	1.9	3.8	4.9	5.2	2.2	5.8	4.6	4.2	4.1	3.1	4.2	5.1	5.1	27.6
4. Most of the times	1.4	2.0	0.7	1.6	1.2	1.9	1.4	1.4	0.5	1.1	2.9	0.7	0.8	3.7	1.1	13.2
5. Every time	1.1	1.9	0.3	1.0	1.4	0.7	2.4	0.7	0.4	0.8	2.1	1.5	0.9	-	0.7	2.5
<i>Item 1720 Subject A05a</i>	<i>N†</i> 1783	810	836	1205	150	421	468	574	320	1254	329	639	516	191	360	33
B008B: With just 1 or 2 other people																
1. Not at all	25.1	24.6	26.0	24.5	20.1	25.2	25.2	21.5	31.2	27.5	18.9	36.0	22.3	23.4	13.7	-
2. A few of the times	37.5	32.8	41.3	37.0	44.1	36.5	39.3	38.3	34.6	38.2	33.6	35.6	41.6	32.4	39.3	15.3
3. Some of the times	20.1	24.8	15.5	20.9	15.9	23.3	19.2	19.0	18.9	18.8	22.9	11.7	21.8	22.4	28.2	50.4
4. Most of the times	11.5	11.4	11.6	12.4	9.6	10.1	11.3	13.0	11.1	10.9	13.7	9.3	9.7	15.8	14.5	31.8
5. Every time	5.9	6.4	5.4	5.3	10.2	4.9	5.0	8.2	4.3	4.5	10.9	7.4	4.6	6.0	4.3	2.5
<i>Item 1730 Subject A05b</i>	<i>N†</i> 1774	806	832	1200	149	419	464	570	321	1250	325	639	511	190	357	33
B008C: At a party																
1. Not at all	14.4	13.6	16.6	14.0	30.4	8.9	13.5	19.9	13.4	14.9	16.2	22.7	10.4	16.7	6.1	1.8
2. A few of the times	15.4	14.2	16.1	12.8	15.1	17.2	12.8	15.8	16.2	14.7	16.1	20.5	13.6	15.0	10.6	6.2
3. Some of the times	13.6	12.9	14.0	13.7	13.5	14.2	11.0	12.9	17.8	13.1	14.3	12.7	14.3	14.6	13.0	22.4
4. Most of the times	33.9	33.9	33.9	36.4	22.6	38.8	36.9	30.6	29.1	36.0	27.1	28.2	35.5	34.8	41.8	31.9
5. Every time	22.6	25.3	19.4	23.1	18.4	20.9	25.8	20.8	23.4	21.2	26.3	15.8	26.1	18.9	28.4	37.7
<i>Item 1740 Subject A05c</i>	<i>N†</i> 1778	815	825	1207	146	425	465	569	319	1253	324	633	516	188	363	33
B008D: When your date or spouse was present																
1. Not at all	49.4	55.7	44.3	47.4	63.0	47.6	47.1	48.1	57.6	51.2	46.9	65.1	46.0	42.5	34.4	26.6
2. A few of the times	22.4	21.2	23.9	22.1	23.7	23.4	22.3	22.2	21.8	23.1	21.3	16.0	27.3	25.9	23.3	26.6
3. Some of the times	13.9	13.8	13.6	14.7	4.9	15.3	14.6	13.8	11.3	14.1	11.1	9.9	13.1	13.0	21.8	18.8
4. Most of the times	8.6	5.4	11.3	9.8	5.1	7.7	9.2	10.4	5.4	7.4	12.1	5.1	9.8	10.1	12.2	9.0
5. Every time	5.7	3.9	6.8	6.0	3.3	6.0	6.8	5.5	3.8	4.2	8.5	3.9	3.9	8.5	8.3	19.1
<i>Item 1750 Subject A05b</i>	<i>N†</i> 1772	810	825	1199	148	416	467	571	318	1244	326	634	511	190	359	33

†=excludes respondents for whom question was inappropriate.

DESCRIPTIVE RESULTS: 2004

55

QUESTIONNAIRE FORM 1 2004	TOTAL	SEX		RACE		REGION				COLLEGE PLANS?		ILLICIT DRUG USE: LIFETIME				
		M	F	White	Black	NE	NC	S	W	Yes	No	None	Mari- juana Only	Few Pills	More Pills	Any Her- oin
<i>N (Weighted No. of Cases):</i>	2567	1152	1206	1638	263	548	673	875	471	1834	445	1230	583	210	403	38
<i>% of Weighted Total:</i>	100.0	44.9	47.0	63.8	10.3	21.4	26.2	34.1	18.3	71.4	17.4	47.9	22.7	8.2	15.7	1.5
B008E: When people over age 30 were present																
1. Not at all	41.4	38.0	45.7	41.1	49.1	47.9	38.1	39.0	42.1	44.2	33.0	46.2	46.1	36.9	32.5	22.7
2. A few of the times	29.2	31.3	26.5	29.4	26.5	28.1	30.7	29.4	28.1	28.9	31.5	24.0	31.9	31.5	32.1	24.3
3. Some of the times	14.9	15.3	13.4	15.0	7.9	14.7	15.5	15.1	13.7	14.5	11.8	12.1	11.3	15.0	23.7	29.6
4. Most of the times	7.5	8.1	7.1	7.5	8.2	5.6	6.5	9.6	7.4	6.1	12.2	7.9	6.4	5.2	8.8	12.3
5. Every time	7.0	7.3	7.3	7.1	8.2	3.7	9.1	6.8	8.5	6.4	11.5	9.8	4.4	11.4	3.0	11.1
<i>Item 1760 Subject A05b</i>	<i>N†</i> 1788	816	835	1212	149	425	468	574	321	1258	329	638	521	191	363	33
B008F: During the daytime (before 4:00 p.m.)																
1. Not at all	67.5	57.8	78.0	66.9	74.7	65.2	69.8	66.7	68.4	69.3	64.5	78.5	69.2	63.1	52.8	20.4
2. A few of the times	20.3	24.3	16.4	21.7	16.4	21.9	20.3	20.0	18.9	20.7	19.0	12.0	23.1	25.0	28.8	20.9
3. Some of the times	9.0	14.0	3.7	8.6	6.9	10.0	7.4	9.8	8.6	7.7	11.5	5.3	6.6	9.7	14.8	51.0
4. Most of the times	1.3	1.2	0.9	1.0	-	1.1	0.7	1.3	2.5	1.0	1.6	1.7	0.3	0.8	1.9	2.4
5. Every time	1.9	2.7	0.9	1.8	1.9	1.7	1.7	2.2	1.6	1.3	3.4	2.5	0.9	1.4	1.6	5.3
<i>Item 1770 Subject A05c</i>	<i>N†</i> 1781	809	835	1206	147	421	466	572	321	1251	329	636	516	190	363	33
B008G: At your home (or apartment or dorm)																
1. Not at all	41.9	38.4	46.3	41.7	41.9	39.7	43.3	41.2	43.8	43.8	38.7	53.7	39.3	37.6	30.4	13.9
2. A few of the times	30.7	33.2	28.1	31.1	32.6	32.9	30.4	29.1	31.2	30.3	32.1	23.4	36.9	30.2	34.9	22.6
3. Some of the times	13.4	14.8	11.3	13.3	10.4	14.5	13.1	13.5	12.2	13.2	10.3	7.9	13.8	12.4	20.3	36.1
4. Most of the times	8.3	8.5	7.6	8.2	5.4	9.3	6.9	9.1	7.5	7.3	11.3	7.5	5.3	14.2	10.9	16.3
5. Every time	5.7	5.1	6.7	5.6	9.7	3.6	6.3	7.1	5.4	5.3	7.6	7.4	4.7	5.6	3.6	11.1
<i>Item 1780 Subject A05c</i>	<i>N†</i> 1783	812	833	1206	149	421	468	574	320	1252	329	637	516	191	363	33
B008H: At school																
1. Not at all	91.1	87.4	95.9	92.5	90.8	91.2	95.3	89.8	87.3	92.9	88.8	95.5	92.2	91.3	84.7	67.6
2. A few of the times	5.5	7.3	3.1	5.2	6.0	5.4	2.4	6.8	7.7	4.7	6.6	3.3	5.2	5.3	9.3	13.6
3. Some of the times	2.2	3.5	0.5	1.6	2.3	2.1	1.7	2.2	3.2	1.4	2.9	0.7	1.8	2.2	4.7	7.0
4. Most of the times	0.4	0.6	0.1	0.4	-	0.6	-	0.4	0.6	0.3	0.4	-	-	-	0.9	5.4
5. Every time	0.8	1.2	0.4	0.4	0.9	0.7	0.6	0.8	1.3	0.7	1.2	0.5	0.8	1.2	0.4	6.3
<i>Item 1790 Subject A05c</i>	<i>N†</i> 1782	812	833	1206	149	420	468	574	320	1252	329	636	516	191	363	33
B008I: In a car																
1. Not at all	68.1	64.8	73.8	68.3	76.8	67.2	66.7	68.8	70.3	70.6	65.5	82.1	65.5	66.7	51.5	45.5
2. A few of the times	20.5	21.2	18.9	21.2	15.7	21.6	22.1	19.2	19.2	20.2	22.5	12.2	23.5	24.5	28.2	21.2
3. Some of the times	8.1	10.0	5.2	7.8	5.7	8.8	8.1	8.4	6.8	7.0	7.7	4.2	8.6	6.5	14.6	16.2
4. Most of the times	2.0	2.1	1.5	2.1	0.5	2.3	2.2	2.0	1.7	1.3	3.2	1.0	1.3	0.9	4.6	11.7
5. Every time	1.1	1.8	0.5	0.7	1.3	0.2	0.9	1.6	2.0	0.9	1.1	0.5	1.1	1.4	1.1	5.3
<i>Item 1810 Subject A05c</i>	<i>N†</i> 1776	807	831	1202	148	419	467	569	321	1250	328	631	515	191	363	33
B008J: At a park or beach																
1. Not at all	67.9	66.3	73.9	70.2	79.4	58.6	74.2	71.1	64.9	70.2	71.4	82.0	65.9	65.0	51.2	36.8
2. A few of the times	17.4	16.9	15.1	15.7	10.8	24.3	13.5	14.8	18.6	17.2	11.6	10.0	21.4	18.7	24.2	17.4
3. Some of the times	10.1	11.3	7.9	10.0	5.7	12.3	8.9	8.9	10.8	8.8	11.6	4.9	9.6	11.8	16.6	33.3
4. Most of the times	3.1	4.0	2.0	2.8	2.3	4.1	2.0	2.7	4.0	2.6	3.2	1.6	2.4	2.9	6.7	7.1
5. Every time	1.6	1.6	1.1	1.3	1.9	0.7	1.3	2.5	1.7	1.1	2.1	1.5	0.7	1.6	1.3	5.3
<i>Item 30910 Subject A05c</i>	<i>N†</i> 1779	808	833	1206	149	421	468	570	319	1251	329	635	515	191	361	33
B008K: At a bar or restaurant																
1. Not at all	69.8	71.2	69.4	70.4	77.1	63.5	69.7	69.8	78.0	69.2	73.6	74.7	70.7	68.9	62.3	49.0
2. A few of the times	16.4	15.8	16.2	15.9	10.6	18.3	16.5	17.3	12.3	17.6	11.8	15.0	17.0	19.1	17.3	19.3
3. Some of the times	7.3	6.7	8.4	8.8	3.6	8.1	9.8	6.3	4.5	7.2	7.6	4.8	6.8	7.0	12.1	15.2
4. Most of the times	3.0	2.6	3.4	2.4	5.1	4.1	1.7	3.3	2.9	3.2	2.7	1.9	2.9	2.9	4.7	10.1
5. Every time	3.5	3.6	2.6	2.4	3.7	6.1	2.2	3.3	2.3	2.7	4.4	3.5	2.5	2.1	3.6	6.3
<i>Item 30920 Subject A05c</i>	<i>N†</i> 1781	809	835	1207	149	421	468	571	321	1253	329	635	516	191	363	33

†=excludes respondents for whom question was inappropriate.

QUESTIONNAIRE FORM 1 2004	TOTAL	SEX		RACE		REGION				COLLEGE PLANS?		ILLICIT DRUG USE: LIFETIME					
		M	F	White	Black	NE	NC	S	W	Yes	No	None	Mari- juana Only	Few Pills	More Pills	Any Her- oin	
<i>N (Weighted No. of Cases):</i>	2567	1152	1206	1638	263	548	673	875	471	1834	445	1230	583	210	403	38	
<i>% of Weighted Total:</i>	100.0	44.9	47.0	63.8	10.3	21.4	26.2	34.1	18.3	71.4	17.4	47.9	22.7	8.2	15.7	1.5	
B009: What have been the most important reasons for your drinking alcoholic beverages? (Mark all that apply.)																	
A. To experiment—to see what it's like	51.6	49.1	55.5	50.7	61.8	49.9	56.4	49.2	51.3	56.1	43.0	61.4	49.8	50.9	41.2	36.2	
B. To relax or relieve tension	46.4	51.0	41.9	50.4	23.6	48.7	50.4	45.4	39.2	46.7	46.7	32.7	48.0	59.3	57.8	82.3	
C. To feel good or get high	40.5	42.6	36.8	44.2	27.6	39.5	49.0	35.7	37.7	39.9	38.0	18.2	49.0	52.9	59.8	53.6	
D. To seek deeper insights and understanding	5.1	6.7	3.1	4.6	6.2	4.4	5.7	4.6	6.1	4.1	6.8	2.8	3.7	11.1	7.2	17.9	
E. To have a good time with my friends	74.3	72.5	76.8	79.4	45.8	81.0	80.3	67.7	68.1	76.5	69.6	64.3	78.3	81.5	82.6	74.9	
F. To fit in with a group I like	7.8	7.5	7.7	8.3	5.1	7.0	10.6	6.6	7.1	7.7	8.0	9.3	6.4	8.4	7.6	4.2	
G. To get away from my problems or troubles	23.0	21.7	24.2	24.1	11.6	23.0	27.2	23.2	16.8	22.5	25.0	14.7	23.4	34.9	27.6	57.8	
H. Because of boredom, nothing else to do	26.4	28.8	23.4	26.6	21.5	28.9	30.4	24.4	21.0	24.4	29.7	16.1	25.9	34.2	39.8	47.8	
I. Because of anger or frustration	16.1	14.5	17.0	16.4	9.7	17.2	17.9	15.7	12.9	15.3	16.7	8.5	16.9	23.3	22.2	43.7	
J. To get through the day	4.2	5.1	2.7	3.5	3.1	5.5	4.1	3.1	4.6	2.9	6.7	2.7	2.6	8.9	5.5	18.8	
K. To increase the effects of some other drug(s)	7.3	9.5	4.4	7.6	3.5	5.6	8.7	7.8	6.8	6.3	8.5	0.6	4.6	9.6	19.6	28.7	
L. To decrease (offset) the effects of some other drug(s)	1.5	2.0	0.4	0.8	0.8	1.3	1.4	1.3	2.1	1.2	1.1	0.3	0.5	-	4.4	9.8	
M. To get to sleep	7.9	9.3	6.1	7.3	3.9	8.4	9.1	7.3	6.5	6.7	11.9	4.1	5.9	16.2	10.8	19.1	
N. Because it tastes good	41.2	40.5	43.5	42.1	37.1	42.1	43.7	43.5	32.1	41.0	46.3	42.8	37.2	39.2	45.1	49.7	
O. Because I am "hooked"—I feel I have to drink	2.0	2.5	1.0	1.7	1.2	1.1	3.7	1.2	2.0	1.3	2.9	1.1	1.2	3.0	3.3	10.8	
<i>Item 1820-1960 Subject A06a</i>	<i>N†</i>	1743	786	822	1189	143	421	459	553	310	1226	321	612	514	185	360	33
B010: When you drink alcoholic beverages, how high do you usually get?																	
1. Not at all high	23.5	24.3	24.6	19.9	39.1	21.1	22.6	26.3	23.0	24.7	23.5	40.5	14.0	20.3	10.4	11.6	
2. A little high	25.8	25.6	26.6	25.1	29.7	24.8	21.1	29.0	28.1	26.7	24.0	30.5	26.3	17.9	21.4	13.4	
3. Moderately high	37.6	35.2	39.1	41.7	20.4	41.0	41.1	30.4	40.8	37.8	35.4	24.5	45.4	47.3	45.7	37.1	
4. Very high	13.1	14.8	9.8	13.4	10.8	13.0	15.2	14.3	8.1	10.8	17.1	4.4	14.3	14.5	22.4	37.9	
<i>Item 1970 Subject A01e</i>	<i>N†</i>	1785	816	834	1208	149	427	468	569	320	1259	328	634	520	191	361	33
B011: When you drink alcoholic beverages, how long do you usually stay high?																	
1. Usually don't get high	24.6	25.9	25.3	20.5	43.0	21.6	22.6	27.9	25.9	25.6	25.2	42.4	14.8	22.2	11.5	11.6	
2. One to two hours	31.5	29.6	33.1	32.0	25.7	31.2	31.5	30.8	33.4	32.6	29.5	32.4	32.6	29.1	30.2	25.5	
3. Three to six hours	36.5	36.8	35.9	41.1	22.6	39.9	40.8	32.1	33.3	35.9	37.4	22.1	45.5	39.2	48.0	39.5	
4. Seven to 24 hours	6.7	7.0	5.4	6.2	7.4	6.7	4.7	8.4	6.5	5.6	7.1	3.1	6.1	9.4	9.4	21.4	
5. More than 24 hours	0.6	0.7	0.3	0.2	1.3	0.6	0.3	0.8	0.8	0.3	0.8	-	1.0	-	0.9	2.0	
<i>Item 1980 Subject A01f</i>	<i>N†</i>	1775	811	830	1204	146	425	465	567	318	1252	327	628	519	190	363	33
The following questions ask about how much you have to drink on the occasions when you drink alcoholic beverages. For these questions, a "drink" means any of the following: a 12-ounce can (or bottle) of beer, a 4-ounce glass of wine, a 12-ounce bottle (or can) of wine cooler, a mixed drink or shot glass of liquor.																	
B012: Think back over the LAST TWO WEEKS. How many times have you had five or more drinks in a row?																	
1. None	63.1	54.9	72.3	60.9	77.3	57.4	59.9	66.8	69.0	64.9	61.3	81.6	57.1	60.6	46.2	13.4	
2. Once	11.1	11.0	11.3	11.4	7.7	12.1	11.0	11.3	9.8	11.2	9.2	7.8	16.7	9.8	9.3	12.0	
3. Twice	11.1	14.8	8.0	12.0	8.1	13.6	14.6	8.2	7.7	11.1	12.8	6.9	12.1	11.7	15.2	25.8	
4. 3 to 5 times	10.8	14.1	6.9	12.0	5.0	12.2	11.7	9.4	10.0	9.8	12.4	2.6	11.6	12.7	22.0	24.9	
5. 6 to 9 times	2.2	3.5	0.6	2.5	0.8	3.4	0.9	2.7	1.8	1.9	2.1	0.3	1.5	3.3	4.7	17.7	
6. 10 or more times	1.7	1.8	0.8	1.2	1.0	1.3	1.9	1.7	1.7	1.1	2.1	0.7	0.9	2.0	2.6	6.2	
<i>Item 850 Subject A01d</i>	<i>N†</i>	1750	793	830	1194	145	418	458	560	314	1242	319	630	510	189	349	33

†=excludes respondents for whom question was inappropriate.

DESCRIPTIVE RESULTS: 2004

57

QUESTIONNAIRE FORM 1 2004	TOTAL	SEX		RACE		REGION				COLLEGE PLANS?		ILLICIT DRUG USE: LIFETIME				
		M	F	White	Black	NE	NC	S	W	Yes	No	None	Mari- juana Only	Few Pills	More Pills	Any Her- oin
<i>N (Weighted No. of Cases):</i>	2567	1152	1206	1638	263	548	673	875	471	1834	445	1230	583	210	403	38
<i>% of Weighted Total:</i>	100.0	44.9	47.0	63.8	10.3	21.4	26.2	34.1	18.3	71.4	17.4	47.9	22.7	8.2	15.7	1.5
B013: During the last two weeks, how many times have you had 3 or 4 drinks in a row (but no more than that)?																
1. None	66.7	63.1	70.7	63.8	81.4	63.3	65.7	68.0	70.2	68.1	64.9	84.3	61.7	57.9	52.9	22.0
2. Once	16.1	16.6	16.2	18.8	6.7	16.9	15.0	16.5	15.8	17.3	12.9	9.1	21.1	24.3	17.4	13.7
3. Twice	9.0	10.2	8.4	9.8	6.8	11.3	11.6	6.6	6.4	8.3	11.3	3.6	9.4	8.7	17.2	15.6
4. 3 to 5 times	5.9	6.7	4.5	5.7	4.6	6.5	5.5	6.4	5.0	5.4	6.5	2.0	6.8	7.3	9.1	29.3
5. 6 to 9 times	1.3	1.7	0.1	1.1	0.5	1.5	0.9	1.4	1.6	0.4	2.7	0.6	0.2	1.0	2.4	14.8
6. 10 or more times	1.0	1.6	-	0.8	-	0.5	1.4	1.1	1.0	0.6	1.7	0.4	0.8	0.8	0.9	4.5
<i>Item 1990 Subject A01d</i>	<i>N†</i>	1756	799	832	1194	416	459	562	318	1245	324	631	509	188	355	33
B014A: During the last two weeks, how many times have you had two drinks in a row (but no more than that)?																
1. None	70.2	68.2	72.6	69.9	78.4	69.9	66.2	70.5	75.7	71.5	67.3	82.6	66.2	64.5	61.9	37.5
2. Once	15.4	15.0	16.0	15.9	9.9	14.3	16.6	16.6	12.9	15.6	15.4	11.0	16.9	23.8	16.3	19.0
3. Twice	7.2	7.5	7.3	7.0	8.5	8.0	10.1	5.8	4.6	7.3	8.1	3.7	8.8	5.9	10.4	16.7
4. 3 to 5 times	4.0	5.1	2.7	4.3	1.8	4.7	3.7	3.9	3.7	3.5	3.4	1.5	5.8	0.6	7.2	4.8
5. 6 to 9 times	1.6	1.8	1.3	1.7	0.9	1.8	1.1	2.0	1.6	1.1	3.6	0.1	1.3	3.9	2.6	12.6
6. 10 to 19 times	0.5	1.1	-	0.5	-	0.5	1.0	-	0.8	0.4	0.5	0.6	0.4	0.5	0.4	4.9
7. 20 or more times	1.0	1.3	0.1	0.8	0.5	0.8	1.4	1.1	0.7	0.5	1.7	0.6	0.6	0.8	1.3	4.5
<i>Item 2000 Subject A01d</i>	<i>N†</i>	1732	777	826	1181	411	461	550	311	1232	314	620	501	183	357	33
B014B: During the last two weeks, how many times have you had just one drink?																
1. None	69.6	67.8	72.0	69.7	73.0	76.4	66.8	68.9	65.9	71.0	65.2	77.5	66.1	65.8	65.2	49.5
2. Once	19.0	19.2	18.9	19.6	16.0	15.3	20.7	18.6	22.0	18.7	21.3	16.8	19.3	24.0	21.1	14.5
3. Twice	6.1	7.0	5.2	6.0	5.0	3.8	7.7	6.2	6.8	5.9	7.2	3.5	7.6	5.9	8.8	-
4. 3 to 5 times	2.8	2.4	2.9	2.4	3.0	2.4	2.4	2.8	3.7	2.9	1.5	0.9	4.5	1.4	2.8	15.8
5. 6 to 9 times	1.2	1.8	0.7	1.0	3.0	1.3	-	2.2	1.0	0.9	2.4	0.3	1.4	2.2	1.1	12.2
6. 10 to 19 times	0.6	0.9	0.2	0.8	-	0.6	1.5	0.2	-	0.2	1.6	1.1	0.4	-	0.4	3.0
7. 20 or more times	0.7	0.9	-	0.5	-	0.2	0.8	1.0	0.6	0.4	0.7	-	0.7	0.8	0.6	5.0
<i>Item 2010 Subject A01d</i>	<i>N†</i>	1707	766	813	1166	398	458	550	301	1202	315	606	496	183	351	30
B015: Have you ever tried to stop using alcoholic beverages and found that you couldn't stop?																
1. Yes	3.0	2.8	2.4	2.8	0.6	1.7	3.7	2.6	4.3	1.8	5.8	1.9	1.3	6.0	4.5	10.4
2. No	97.0	97.2	97.6	97.2	99.4	98.3	96.3	97.4	95.7	98.2	94.2	98.1	98.7	94.0	95.5	89.6
<i>Item 2020 Subject A01i</i>	<i>N†</i>	1774	809	832	1208	423	467	568	316	1251	329	626	523	187	364	34
B016: On how many occasions (if any) have you been drunk or very high from drinking alcoholic beverages?																
B016A: . . . in your lifetime?																
1. 0 occasions	41.3	42.7	42.2	36.4	66.1	33.7	38.8	47.9	41.6	44.3	36.6	66.7	15.6	20.1	10.6	5.1
2. 1-2	13.5	10.8	15.5	12.1	10.4	15.2	11.5	12.8	16.0	13.4	12.5	15.2	13.9	14.5	7.9	2.9
3. 3-5	11.4	9.2	13.7	11.9	13.7	11.7	9.9	11.8	12.5	11.1	12.6	7.5	20.4	12.3	11.4	4.8
4. 6-9	6.9	6.3	7.0	8.1	2.2	7.4	7.8	6.2	6.5	6.7	6.0	3.9	10.5	10.5	9.2	4.5
5. 10-19	8.4	9.5	7.6	9.8	2.3	9.8	9.7	5.9	9.5	8.4	9.0	4.0	13.6	12.3	13.8	8.9
6. 20-39	7.5	7.3	8.2	9.3	2.0	6.2	10.4	6.5	6.7	6.9	11.0	1.6	12.4	9.8	17.6	25.4
7. 40 or more	10.9	14.2	5.8	12.5	3.4	16.1	11.9	8.8	7.1	9.1	12.3	1.1	13.6	20.5	29.6	48.4
<i>Item 25020 Subject A01a</i>	<i>N</i>	2283	1036	1097	1494	490	606	769	418	1676	388	1167	511	178	351	32
B016B: . . . during the last 12 months?																
1. 0 occasions	49.2	49.1	51.1	43.5	73.0	41.3	45.7	56.0	50.8	51.5	44.6	73.7	26.1	29.2	15.4	10.6
2. 1-2	17.1	14.2	19.4	17.0	13.1	18.1	15.0	16.0	20.8	16.2	20.3	13.8	22.5	22.2	18.0	10.5
3. 3-5	10.1	8.9	11.2	11.3	7.0	10.2	10.6	9.6	9.9	10.2	9.1	6.2	16.6	9.7	13.9	9.7
4. 6-9	7.1	8.4	6.1	8.7	3.2	7.0	9.2	6.5	5.5	7.3	7.2	3.1	12.0	10.9	10.5	11.8
5. 10-19	7.1	7.0	7.1	8.3	1.6	9.0	8.2	5.3	6.6	6.7	7.7	2.0	10.6	12.0	15.7	22.5
6. 20-39	5.5	7.2	3.4	7.1	1.0	8.8	7.4	3.5	2.8	4.8	7.2	0.7	8.5	10.2	13.8	13.8
7. 40 or more	4.0	5.2	1.7	4.1	1.0	5.6	3.9	3.3	3.6	3.3	3.8	0.5	3.7	5.7	12.6	21.3
<i>Item 25030 Subject A01b</i>	<i>N</i>	2270	1029	1094	1486	489	598	766	417	1672	384	1165	508	177	345	32

†=excludes respondents for whom question was inappropriate.

MONITORING THE FUTURE

QUESTIONNAIRE FORM 1 2004	TOTAL	SEX		RACE		REGION				COLLEGE PLANS?		ILLICIT DRUG USE: LIFETIME				
		M	F	White	Black	NE	NC	S	W	Yes	No	None	Mari- juana Only	Few Pills	More Pills	Any Her- oin
<i>N (Weighted No. of Cases):</i>	2567	1152	1206	1638	263	548	673	875	471	1834	445	1230	583	210	403	38
<i>% of Weighted Total:</i>	100.0	44.9	47.0	63.8	10.3	21.4	26.2	34.1	18.3	71.4	17.4	47.9	22.7	8.2	15.7	1.5
B016C: . . . during the last 30 days?																
1. 0 occasions	69.3	65.3	74.4	65.0	82.3	62.3	66.8	72.8	74.7	71.2	66.8	88.7	51.3	56.8	42.1	28.3
2. 1-2	16.0	16.2	16.0	18.1	12.7	18.4	15.6	15.5	14.5	15.4	17.4	8.7	27.0	22.4	21.4	11.6
3. 3-5	7.5	9.0	5.6	8.3	3.4	8.6	9.4	6.8	4.9	7.4	7.7	1.9	13.4	6.5	15.7	30.4
4. 6-9	3.9	5.7	2.4	5.2	0.5	5.1	5.2	2.5	3.4	3.7	4.4	0.3	5.5	9.1	10.0	12.6
5. 10-19	2.1	2.6	1.2	2.4	0.5	4.1	2.1	1.2	1.7	1.7	2.8	0.2	2.2	4.3	6.9	9.6
6. 20-39	0.4	0.5	0.1	0.3	-	0.9	0.3	0.1	0.3	0.2	0.4	0.1	0.2	-	1.8	2.7
7. 40 or more	0.7	0.9	0.2	0.6	0.7	0.6	0.7	1.0	0.5	0.4	0.6	0.1	0.4	0.8	2.1	4.8
<i>Item 25040 Subject A01c</i>	<i>N</i> 2268	1030	1093	1484	225	489	597	765	416	1670	385	1165	508	177	344	32
B017: Do you think you will be drinking alcoholic beverages five years from now?																
1. I definitely will	23.9	26.7	20.6	26.7	11.3	33.2	24.6	18.7	21.8	23.2	24.9	13.6	31.7	24.7	39.3	57.9
2. I probably will	47.1	47.7	47.5	49.7	36.9	47.3	51.0	43.5	47.9	47.8	45.9	44.0	51.6	58.5	47.1	32.9
3. I probably will not	13.4	11.7	15.4	12.1	16.3	10.7	12.0	14.9	15.7	13.7	11.7	17.5	10.1	10.9	7.3	5.5
4. I definitely will not	15.6	13.9	16.5	11.5	35.5	8.8	12.3	22.9	14.6	15.3	17.5	24.8	6.6	5.8	6.4	3.8
<i>Item 2030 Subject A04a</i>	<i>N</i> 2492	1126	1189	1611	256	531	651	855	455	1806	435	1213	578	208	396	38
The next questions are about MARIJUANA and HASHISH.																
Marijuana is sometimes called: weed, pot, dope. Hashish is sometimes called: hash, hash oil.																
B018: On how many occasions (if any) have you used hashish . . .																
B018A: . . . in your lifetime?																
1. 0 occasions	88.9	86.9	93.1	88.7	96.2	87.4	90.4	89.3	87.8	91.4	87.0	100.0	88.4	85.8	61.9	35.0
2. 1-2	4.4	5.0	3.4	5.3	1.2	4.9	3.4	4.8	4.6	3.7	5.5	-	5.4	8.8	14.1	10.2
3. 3-5	1.8	1.8	0.9	1.5	1.4	2.9	1.1	1.8	1.5	1.2	0.8	-	2.0	0.8	7.3	5.6
4. 6-9	0.9	1.0	0.6	1.0	-	0.6	0.8	0.8	1.3	0.7	1.4	-	0.6	0.6	3.4	5.9
5. 10-19	1.0	1.3	0.5	1.1	-	1.3	0.4	1.0	1.3	0.7	1.4	-	1.0	1.9	3.0	5.7
6. 20-39	0.7	0.7	0.4	0.5	0.6	0.7	1.2	0.3	0.5	0.4	1.2	-	0.3	-	2.7	9.8
7. 40 or more	2.4	3.3	1.0	1.9	0.6	2.2	2.8	2.1	2.9	1.8	2.7	-	2.3	2.2	7.6	27.7
<i>Item 2040 Subject A01a</i>	<i>N</i> 2461	1121	1174	1605	252	517	650	840	453	1793	431	1230	581	204	392	37
B018B: . . . during the last 12 months?																
1. 0 occasions	92.5	90.4	96.1	92.9	97.0	90.6	93.2	93.4	92.1	94.0	92.5	100.0	92.6	89.5	74.9	48.6
2. 1-2	3.7	5.0	1.8	3.8	2.0	5.0	3.3	3.5	3.2	3.3	3.3	-	4.1	7.1	12.7	8.7
3. 3-5	0.7	0.6	0.6	0.8	0.1	1.1	0.5	0.8	0.6	0.6	0.5	-	0.8	0.4	2.7	5.4
4. 6-9	0.5	0.6	0.3	0.6	-	0.5	0.3	0.5	0.9	0.3	0.5	-	0.6	0.5	1.6	6.0
5. 10-19	0.7	0.8	0.2	0.6	-	1.3	0.6	0.3	0.7	0.3	1.0	-	0.4	1.3	2.1	5.5
6. 20-39	0.5	0.7	0.4	0.3	0.6	0.8	0.6	0.2	0.6	0.4	1.2	-	0.8	-	0.9	12.0
7. 40 or more	1.4	1.7	0.6	0.9	0.3	0.8	1.4	1.4	1.8	1.0	1.1	-	0.8	1.1	5.1	13.8
<i>Item 2050 Subject A01b</i>	<i>N</i> 2461	1121	1175	1604	252	517	650	839	454	1794	431	1230	581	205	390	37
B018C: . . . during the last 30 days?																
1. 0 occasions	96.3	95.2	97.9	97.1	97.1	96.4	96.9	96.2	95.5	97.4	94.9	100.0	96.3	95.7	88.8	57.7
2. 1-2	1.4	2.0	0.9	1.3	2.0	0.9	1.0	2.1	1.2	1.2	1.7	-	1.8	1.9	4.1	11.7
3. 3-5	0.4	0.5	0.3	0.3	-	0.4	0.5	0.4	0.4	0.2	0.8	-	0.6	0.4	0.6	8.9
4. 6-9	0.6	0.9	0.3	0.5	0.6	1.4	0.5	0.1	1.0	0.4	1.4	-	0.6	1.0	1.2	15.2
5. 10-19	0.2	0.4	-	0.2	-	0.6	-	0.1	0.2	0.1	0.5	-	0.3	-	0.6	-
6. 20-39	0.4	0.4	0.2	0.3	-	0.1	0.6	0.1	1.0	0.3	0.4	-	0.1	0.4	2.2	-
7. 40 or more	0.7	0.7	0.4	0.4	0.3	0.2	0.4	1.1	0.7	0.4	0.4	-	0.2	0.6	2.6	6.4
<i>Item 2060 Subject A01c</i>	<i>N</i> 2459	1121	1174	1604	252	517	650	839	452	1793	431	1230	581	205	389	37
B019: On how many occasions (if any) have you used marijuana . . .																
B019A: . . . in your lifetime?																
1. 0 occasions	55.2	53.6	59.4	53.9	59.5	47.6	55.9	58.9	56.2	59.4	48.2	100.0	-	27.1	16.7	10.3
2. 1-2	8.7	8.3	9.6	8.5	14.4	8.3	8.8	9.1	8.2	8.7	8.2	-	30.0	10.5	3.8	-
3. 3-5	5.4	5.2	5.6	5.7	5.8	7.0	5.7	4.0	5.6	5.7	4.0	-	16.3	10.4	4.0	-
4. 6-9	4.6	3.8	5.2	4.8	2.3	5.5	5.0	2.9	6.2	4.4	5.1	-	12.0	6.0	6.7	4.2
5. 10-19	5.0	4.2	5.9	5.5	4.0	5.7	3.7	5.3	5.6	4.9	6.0	-	13.1	9.6	5.7	6.1
6. 20-39	4.6	4.7	4.8	5.5	2.2	5.5	5.5	3.9	3.8	4.6	5.9	-	8.7	11.5	9.1	9.5
7. 40 or more	16.5	20.3	9.5	16.0	11.9	20.5	15.5	16.0	14.4	12.3	22.7	-	20.0	24.9	53.9	69.9
<i>Item 2070 Subject A01a</i>	<i>N</i> 2455	1121	1172	1607	247	518	650	838	450	1796	426	1230	579	206	388	37

DESCRIPTIVE RESULTS: 2004

59

QUESTIONNAIRE FORM 1 2004	TOTAL	SEX		RACE		REGION				COLLEGE PLANS?		ILLICIT DRUG USE: LIFETIME				
		M	F	White	Black	NE	NC	S	W	Yes	No	None	Mari- juana Only	Few Pills	More Pills	Any Her- oin
<i>N (Weighted No. of Cases):</i>	2567	1152	1206	1638	263	548	673	875	471	1834	445	1230	583	210	403	38
<i>% of Weighted Total:</i>	100.0	44.9	47.0	63.8	10.3	21.4	26.2	34.1	18.3	71.4	17.4	47.9	22.7	8.2	15.7	1.5
B019B: . . . during the last 12 months?																
1. 0 occasions	65.2	64.2	68.9	63.7	70.7	58.1	65.1	68.4	67.5	68.7	60.2	100.0	31.0	37.4	26.4	20.3
2. 1-2	8.8	8.5	9.4	9.6	10.3	9.2	9.5	8.6	7.7	9.3	6.8	-	23.9	20.0	8.1	5.9
3. 3-5	4.7	4.3	5.1	5.1	5.1	7.0	4.7	3.4	4.7	4.5	5.5	-	13.4	7.7	4.8	7.4
4. 6-9	3.7	2.5	5.1	4.3	1.5	4.4	3.6	2.9	4.7	3.7	4.2	-	7.4	8.5	7.2	1.4
5. 10-19	3.9	3.4	4.5	4.3	3.7	4.2	3.7	4.6	2.9	3.8	4.2	-	7.2	7.8	8.6	13.8
6. 20-39	3.1	4.0	1.8	3.2	2.2	3.7	4.6	2.1	2.3	2.3	5.3	-	6.3	3.2	8.2	5.3
7. 40 or more	10.5	13.1	5.1	9.7	6.5	13.3	8.8	10.0	10.4	7.7	13.8	-	11.0	15.3	36.8	45.9
<i>Item 2080 Subject A01b</i>	<i>N</i> 2456	1118	1175	1607	245	517	648	837	453	1796	427	1230	578	206	388	37
B019C: . . . during the last 30 days?																
1. 0 occasions	77.5	76.1	81.8	77.5	80.1	72.1	79.0	79.3	78.1	80.7	73.9	100.0	62.8	61.5	42.5	26.2
2. 1-2	6.8	6.4	7.2	7.1	7.0	8.0	7.2	5.2	7.5	6.6	6.0	-	15.8	15.1	9.5	7.2
3. 3-5	3.5	2.5	4.0	3.7	3.6	4.2	3.0	3.7	3.2	3.4	3.1	-	5.8	8.1	8.1	9.0
4. 6-9	2.2	2.7	1.8	2.5	2.0	2.8	2.3	2.1	1.4	1.7	3.8	-	4.7	3.2	3.9	10.7
5. 10-19	2.9	3.7	1.9	2.5	2.7	4.1	2.9	3.1	1.3	2.3	4.9	-	4.5	2.7	9.3	11.3
6. 20-39	3.3	3.4	1.8	2.9	2.9	5.8	2.4	2.2	3.5	2.6	3.1	-	3.8	4.7	10.7	18.2
7. 40 or more	3.9	5.2	1.4	3.8	1.7	2.9	3.2	4.4	5.0	2.7	5.2	-	2.6	4.8	15.9	17.3
<i>Item 2090 Subject A01c</i>	<i>N</i> 2455	1120	1173	1609	244	518	649	837	451	1797	426	1230	579	206	387	37
IF YOU HAVE NOT USED MARIJUANA OR HASHISH IN THE LAST TWELVE MONTHS, GO TO Q.B028.																
B020: When you used marijuana or hashish during the last year, how often did you use it in each of the following situations?																
B020A: When you were alone																
1. Not at all	61.8	55.2	75.5	65.4	63.2	66.8	57.2	61.7	61.8	68.3	55.0	-	77.2	67.7	40.6	30.0
2. A few of the times	20.8	21.9	15.5	19.2	17.1	21.2	27.1	17.4	16.5	16.6	26.4	-	15.4	25.6	27.4	15.2
3. Some of the times	12.1	15.8	6.0	10.5	14.9	9.3	9.6	14.0	16.8	11.2	11.0	-	5.6	2.0	23.0	40.0
4. Most of the times	3.6	4.8	2.8	4.0	4.0	1.6	4.3	4.9	3.4	3.4	5.2	-	0.8	3.2	7.1	11.9
5. Every time	1.6	2.3	0.2	0.9	0.9	1.1	1.8	1.9	1.5	0.5	2.4	-	0.9	1.6	1.8	2.9
<i>Item 2100 Subject A05a</i>	<i>N†</i> 858	403	366	586	72	219	227	265	147	561	171	-	397	126	287	29
B020B: With just 1 or 2 other people																
1. Not at all	6.8	5.2	8.8	6.7	6.6	4.7	7.0	7.4	8.7	7.8	3.0	-	9.6	6.8	3.4	-
2. A few of the times	29.0	24.4	34.6	27.2	35.4	30.7	27.3	27.0	32.7	29.8	27.6	-	37.9	29.2	17.1	12.8
3. Some of the times	22.0	26.7	15.8	22.7	12.2	21.0	25.1	20.7	21.2	21.8	21.1	-	17.3	25.0	26.3	37.2
4. Most of the times	31.7	33.0	31.2	33.0	34.5	35.2	27.7	32.5	31.6	31.0	36.9	-	23.1	31.6	43.7	41.6
5. Every time	10.4	10.7	9.7	10.4	11.2	8.4	12.9	12.4	5.8	9.6	11.4	-	12.1	7.4	9.4	8.4
<i>Item 2110 Subject A05b</i>	<i>N†</i> 855	399	366	584	73	219	228	261	147	558	171	-	394	126	286	30
B020C: At a party																
1. Not at all	21.1	16.1	29.9	22.6	25.5	20.5	22.4	21.5	19.5	21.4	23.6	-	27.4	21.2	12.5	6.7
2. A few of the times	25.0	26.1	23.8	26.4	24.8	23.5	23.4	28.8	22.6	27.7	21.1	-	29.6	33.6	17.5	8.0
3. Some of the times	19.3	21.4	17.5	19.5	12.2	20.5	20.0	16.6	21.2	17.8	21.7	-	15.5	14.6	26.1	28.1
4. Most of the times	21.0	21.5	19.4	20.5	23.5	23.3	20.5	20.2	19.8	23.4	12.8	-	17.3	24.2	25.1	19.0
5. Every time	13.6	14.9	9.4	11.0	13.9	12.2	13.7	12.8	16.8	9.7	20.7	-	10.2	6.4	18.8	38.2
<i>Item 2120 Subject A05c</i>	<i>N†</i> 858	401	367	586	73	219	228	264	147	562	171	-	397	126	286	30
B020D: When your date or spouse was present																
1. Not at all	49.8	57.3	45.6	50.9	56.8	45.0	50.9	49.0	56.3	55.4	39.9	-	59.6	52.9	36.9	28.1
2. A few of the times	19.9	17.9	21.7	19.1	23.2	23.3	18.0	19.7	18.0	19.0	19.4	-	18.3	20.3	21.8	20.3
3. Some of the times	13.0	13.0	11.2	12.1	3.2	14.5	13.4	12.7	10.6	10.2	19.7	-	8.8	13.5	17.9	24.1
4. Most of the times	10.2	8.1	12.2	11.1	9.0	11.6	8.6	10.0	11.0	10.2	10.8	-	7.7	8.6	13.2	16.0
5. Every time	7.2	3.7	9.4	6.8	7.9	5.5	9.0	8.6	4.1	5.1	10.2	-	5.6	4.7	10.1	11.5
<i>Item 2130 Subject A05b</i>	<i>N†</i> 850	397	364	582	70	215	228	261	146	558	169	-	392	126	283	30

†=excludes respondents for whom question was inappropriate.

MONITORING THE FUTURE

QUESTIONNAIRE FORM 1 2004	TOTAL	SEX		RACE		REGION				COLLEGE PLANS?		ILLICIT DRUG USE: LIFETIME					
		M	F	White	Black	NE	NC	S	W	Yes	No	None	Mari- juana Only	Few Pills	More Pills	Any Her- oin	
<i>N (Weighted No. of Cases):</i>	2567	1152	1206	1638	263	548	673	875	471	1834	445	1230	583	210	403	38	
<i>% of Weighted Total:</i>	100.0	44.9	47.0	63.8	10.3	21.4	26.2	34.1	18.3	71.4	17.4	47.9	22.7	8.2	15.7	1.5	
B020E: When people over age 30 were present																	
1. Not at all	63.8	62.0	70.3	64.4	73.4	68.5	65.1	60.0	61.7	70.5	50.8	-	76.3	66.6	48.7	28.5	
2. A few of the times	18.0	19.5	14.1	18.7	12.9	16.9	17.7	18.7	19.2	14.6	25.3	-	13.5	17.5	24.7	20.6	
3. Some of the times	11.2	12.0	9.7	11.5	2.7	9.5	10.3	12.5	12.8	9.7	15.5	-	4.5	9.6	19.5	29.6	
4. Most of the times	3.7	3.5	2.4	2.7	6.2	3.2	2.3	4.7	4.8	2.9	5.1	-	3.1	2.9	4.0	10.5	
5. Every time	3.3	3.0	3.4	2.8	4.7	1.9	4.7	4.1	1.5	2.3	3.3	-	2.6	3.3	3.0	10.9	
<i>Item 2140 Subject A05b</i>	<i>N†</i>	854	398	366	584	71	219	228	260	147	559	171	-	395	126	284	30
B020F: During the daytime (before 4:00 p.m.)																	
1. Not at all	33.3	27.8	44.3	34.7	36.8	31.8	37.6	31.3	32.6	38.7	25.2	-	47.6	33.1	15.4	11.0	
2. A few of the times	23.8	24.6	22.8	25.2	20.5	26.8	22.0	22.1	24.9	25.3	20.7	-	24.0	32.7	19.9	18.0	
3. Some of the times	26.4	28.4	23.1	25.2	17.2	25.6	25.0	29.8	23.6	22.0	37.8	-	17.4	23.1	39.1	42.6	
4. Most of the times	11.7	13.8	7.2	11.1	17.4	13.7	10.7	10.6	11.9	10.7	10.6	-	7.2	7.0	19.5	19.8	
5. Every time	4.9	5.5	2.5	3.8	8.2	2.1	4.8	6.2	7.0	3.3	5.8	-	3.8	4.1	6.2	8.7	
<i>Item 2150 Subject A05c</i>	<i>N†</i>	852	398	365	584	70	218	225	262	147	560	169	-	395	125	285	29
B020G: At your home (or apartment or dorm)																	
1. Not at all	49.5	47.4	56.2	50.5	54.7	52.2	49.2	49.4	46.1	53.6	43.4	-	63.9	51.1	31.0	23.2	
2. A few of the times	21.9	21.9	21.7	22.4	17.8	22.4	22.7	21.8	20.1	21.3	27.2	-	20.7	25.9	21.5	26.8	
3. Some of the times	13.2	15.0	9.8	13.7	7.3	12.2	13.4	13.7	13.4	12.3	13.7	-	5.9	18.2	20.1	27.1	
4. Most of the times	10.1	10.7	7.8	9.1	11.4	10.0	8.5	8.6	15.6	9.6	8.5	-	5.3	3.0	20.4	10.0	
5. Every time	5.3	5.0	4.4	4.3	8.6	3.2	6.2	6.5	4.7	3.2	7.2	-	4.3	1.8	6.9	12.9	
<i>Item 2160 Subject A05c</i>	<i>N†</i>	853	398	365	585	69	219	226	262	147	561	169	-	394	126	286	29
B020H: At school																	
1. Not at all	81.0	80.8	87.5	86.4	82.8	80.9	84.9	85.2	67.6	86.6	74.7	-	88.5	86.1	71.7	50.8	
2. A few of the times	10.3	10.8	6.5	8.0	7.4	12.9	7.2	8.7	14.0	8.5	9.4	-	6.6	9.9	14.8	22.5	
3. Some of the times	4.5	3.4	4.4	3.3	5.4	5.1	3.3	2.4	9.2	2.6	10.0	-	2.4	1.0	7.7	18.0	
4. Most of the times	2.6	3.0	1.4	1.2	4.5	0.5	2.5	2.7	5.6	1.7	3.4	-	1.1	2.6	4.0	5.9	
5. Every time	1.7	2.0	0.2	1.1	-	0.6	2.1	1.1	3.6	0.6	2.5	-	1.4	0.4	1.8	2.8	
<i>Item 2170 Subject A05c</i>	<i>N†</i>	852	397	366	584	70	219	227	261	145	560	170	-	392	126	285	30
B020I: In a car																	
1. Not at all	25.6	26.8	28.4	25.2	44.9	19.9	25.3	29.1	28.2	28.7	22.8	-	37.9	25.2	10.0	2.8	
2. A few of the times	23.5	18.8	29.2	26.6	11.4	23.6	22.9	22.2	26.5	25.6	21.0	-	25.7	27.3	19.3	22.2	
3. Some of the times	22.2	23.3	19.1	22.3	11.3	26.9	16.4	24.1	20.6	20.8	20.8	-	14.0	18.8	34.2	28.4	
4. Most of the times	21.7	23.2	18.9	20.9	20.1	25.0	27.1	18.0	15.1	19.9	26.9	-	16.7	26.2	26.4	35.8	
5. Every time	7.1	7.9	4.5	5.0	12.3	4.6	8.3	6.6	9.6	5.0	8.5	-	5.7	2.5	10.2	10.9	
<i>Item 2190 Subject A05c</i>	<i>N†</i>	855	400	366	585	71	219	228	262	147	561	171	-	395	126	286	30
B020J: At a park or beach																	
1. Not at all	55.2	52.5	64.0	60.7	54.7	51.2	64.3	54.9	47.4	58.1	60.9	-	67.0	64.6	38.2	21.0	
2. A few of the times	20.8	19.4	18.5	17.3	21.2	25.1	17.7	19.6	21.1	20.9	11.7	-	20.0	15.7	23.7	20.5	
3. Some of the times	14.9	16.3	13.0	15.3	10.1	15.3	11.0	15.4	19.3	13.8	17.5	-	6.1	16.5	24.3	41.9	
4. Most of the times	5.4	6.1	3.6	4.9	8.4	5.7	4.1	6.0	6.1	5.0	4.6	-	4.2	1.6	8.3	13.7	
5. Every time	3.8	5.7	0.9	1.9	5.5	2.7	2.9	4.1	6.1	2.3	5.3	-	2.7	1.6	5.6	2.8	
<i>Item 30930 Subject A05c</i>	<i>N†</i>	855	399	367	585	71	219	228	262	147	561	171	-	395	126	286	30
B021: How many of the times when you used marijuana or hashish during the last year did you use it along with alcohol—that is, so that their effects overlapped?																	
1. Not at all	32.3	29.6	37.8	30.9	51.9	34.0	27.9	33.9	33.8	33.4	35.0	-	43.7	33.7	17.7	10.7	
2. A few of the times	28.5	28.8	29.1	32.2	15.2	24.9	37.3	26.0	24.2	29.3	28.4	-	27.5	30.7	30.0	22.4	
3. Some of the times	21.5	22.3	18.6	20.8	16.2	25.6	18.8	18.0	25.9	21.5	15.2	-	14.0	20.7	30.5	40.0	
4. Most of the times	11.7	14.1	7.5	11.0	10.1	11.9	10.3	12.6	12.2	10.0	16.7	-	9.1	10.5	15.3	19.4	
5. Every time	6.0	5.3	6.9	5.1	6.5	3.6	5.7	9.5	3.8	5.8	4.7	-	5.7	4.5	6.5	7.6	
<i>Item 2200 Subject A01h</i>	<i>N†</i>	838	393	359	576	68	211	224	257	145	549	169	-	387	124	280	29

†=excludes respondents for whom question was inappropriate.

DESCRIPTIVE RESULTS: 2004

61

QUESTIONNAIRE FORM 1 2004	TOTAL	SEX		RACE		REGION				COLLEGE PLANS?		ILLCIT DRUG USE: LIFETIME					
		M	F	White	Black	NE	NC	S	W	Yes	No	None	Mari- juana Only	Few Pills	More Pills	Any Her- oin	
<i>N (Weighted No. of Cases):</i>	2567	1152	1206	1638	263	548	673	875	471	1834	445	1230	583	210	403	38	
<i>% of Weighted Total:</i>	100.0	44.9	47.0	63.8	10.3	21.4	26.2	34.1	18.3	71.4	17.4	47.9	22.7	8.2	15.7	1.5	
B022: What have been the most important reasons for your using marijuana or hashish? (Mark all that apply.)																	
A. To experiment—to see what it's like	63.4	63.1	67.7	65.2	60.2	64.9	67.6	62.9	55.4	67.8	57.7	-	71.5	68.5	50.9	47.8	
B. To relax or relieve tension	63.9	68.0	57.9	64.6	48.1	64.8	64.1	65.1	59.8	60.4	73.0	-	53.0	60.5	79.2	80.9	
C. To feel good or get high	76.7	78.4	73.5	77.2	61.9	78.0	75.1	77.4	76.0	74.7	77.6	-	68.7	79.3	86.6	87.3	
D. To seek deeper insights and understanding	19.5	24.6	12.7	18.4	16.7	19.7	22.0	17.9	18.1	18.0	22.0	-	12.4	23.9	26.3	29.4	
E. To have a good time with my friends	63.7	64.2	65.3	67.1	43.8	67.4	64.2	56.9	69.6	63.3	66.6	-	57.6	68.4	70.0	65.6	
F. To fit in with a group I like	8.1	7.0	9.0	8.0	1.7	10.0	8.6	7.2	5.8	6.8	12.7	-	7.0	13.8	7.6	4.6	
G. To get away from my problems or troubles	30.5	30.1	29.0	28.6	24.4	29.4	29.8	35.1	24.9	26.7	38.0	-	25.8	32.0	33.9	63.9	
H. Because of boredom, nothing else to do	34.5	33.1	32.4	32.7	22.1	43.3	32.6	30.2	31.8	31.9	34.4	-	24.8	40.2	45.5	39.1	
I. Because of anger or frustration	22.7	21.5	21.9	19.9	22.6	17.7	24.8	27.8	17.6	18.2	30.3	-	15.8	21.6	30.4	45.3	
J. To get through the day	14.9	17.3	10.7	12.1	16.9	13.4	13.7	16.0	17.0	12.8	18.0	-	8.2	18.8	21.3	27.2	
K. To increase the effects of some other drug(s)	15.6	17.1	11.6	15.4	2.4	13.9	15.8	16.1	16.9	14.9	11.3	-	7.0	14.7	26.9	23.1	
L. To decrease (offset) the effects of some other drugs(s)	3.4	3.8	2.5	1.9	-	2.4	3.8	3.3	4.7	3.1	2.4	-	0.3	1.0	8.0	9.2	
M. Because I am "hooked"—I have to have it	6.1	6.3	3.9	4.2	4.2	5.1	9.7	3.6	6.5	3.5	11.6	-	3.6	5.0	10.1	7.4	
<i>Item 2210-2330 Subject A06a</i>	<i>N†</i>	<i>851</i>	<i>397</i>	<i>364</i>	<i>580</i>	<i>73</i>	<i>218</i>	<i>227</i>	<i>261</i>	<i>146</i>	<i>556</i>	<i>171</i>	-	<i>396</i>	<i>125</i>	<i>283</i>	<i>30</i>
B023: When you use marijuana or hashish, how high do you usually get?																	
1. Not at all high	5.4	5.3	5.8	5.3	5.0	6.6	6.2	5.2	2.8	5.2	6.5	-	9.0	3.8	0.8	2.6	
2. A little high	19.2	14.5	25.8	19.4	22.0	20.3	21.9	18.8	14.2	21.0	14.6	-	25.9	19.9	9.9	15.8	
3. Moderately high	42.6	42.9	44.6	46.8	30.9	45.9	39.8	37.5	51.1	45.3	42.0	-	35.9	50.5	50.3	38.3	
4. Very high	32.8	37.3	23.8	28.5	42.0	27.3	32.1	38.4	32.0	28.5	36.9	-	29.2	25.9	39.0	43.3	
<i>Item 2340 Subject A01e</i>	<i>N†</i>	<i>851</i>	<i>401</i>	<i>363</i>	<i>579</i>	<i>72</i>	<i>218</i>	<i>227</i>	<i>261</i>	<i>145</i>	<i>557</i>	<i>170</i>	-	<i>395</i>	<i>125</i>	<i>283</i>	<i>30</i>
B024: When you use marijuana or hashish, how long do you usually stay high?																	
1. Usually don't get high	6.1	5.3	7.9	6.9	6.8	7.4	8.8	4.1	3.3	6.4	7.0	-	10.7	4.6	1.2	-	
2. One to two hours	52.5	48.4	55.7	53.7	44.5	55.9	50.1	54.1	48.3	53.1	50.9	-	49.0	53.4	58.0	38.2	
3. Three to six hours	35.3	39.3	32.7	35.2	37.8	31.8	34.2	34.3	43.7	36.5	34.0	-	35.0	34.7	36.1	39.9	
4. Seven to 24 hours	4.3	4.6	3.2	3.1	7.3	3.4	4.4	5.7	3.2	3.2	6.3	-	4.4	5.0	2.3	19.3	
5. More than 24 hours	1.9	2.4	0.4	1.2	3.6	1.5	2.5	1.8	1.5	0.9	1.8	-	0.8	2.3	2.3	2.6	
<i>Item 2350 Subject A01f</i>	<i>N†</i>	<i>848</i>	<i>396</i>	<i>364</i>	<i>582</i>	<i>73</i>	<i>215</i>	<i>227</i>	<i>261</i>	<i>145</i>	<i>557</i>	<i>171</i>	-	<i>394</i>	<i>125</i>	<i>285</i>	<i>30</i>
B025: During the LAST MONTH, about how many marijuana cigarettes (joints, reefers), or the equivalent, did you smoke a day, on the average? (If you shared them with other people, count only the amount YOU smoked.)																	
1. None	38.8	36.4	46.4	41.8	36.1	35.0	41.5	36.8	44.2	42.4	38.6	-	51.3	38.9	23.8	23.1	
2. Less than 1 a day	30.8	29.2	34.7	34.4	13.2	39.5	28.7	27.8	26.8	32.3	27.7	-	29.5	36.5	32.1	21.4	
3. 1 a day	7.7	8.1	6.7	6.7	13.3	7.3	9.0	7.8	6.4	8.3	6.2	-	6.2	9.0	9.3	5.0	
4. 2-3 a day	13.1	14.8	7.4	11.1	21.7	10.7	13.2	16.3	10.5	10.0	14.4	-	8.0	9.0	21.3	19.9	
5. 4-6 a day	5.6	6.6	3.4	3.4	9.5	4.4	3.8	5.7	9.7	5.0	6.2	-	4.4	2.7	7.0	11.9	
6. 7-10 a day	1.0	1.2	0.8	0.7	2.2	1.1	0.8	1.1	1.0	1.1	0.9	-	-	0.9	1.9	5.9	
7. 11 or more a day	2.9	3.6	0.7	1.9	4.0	2.0	3.0	4.3	1.6	0.9	6.1	-	0.6	2.9	4.5	12.8	
<i>Item 2360 Subject A01d</i>	<i>N†</i>	<i>787</i>	<i>376</i>	<i>329</i>	<i>538</i>	<i>66</i>	<i>199</i>	<i>206</i>	<i>247</i>	<i>136</i>	<i>517</i>	<i>157</i>	-	<i>357</i>	<i>113</i>	<i>271</i>	<i>30</i>
B026: Do you know how much marijuana you have used (in ounces) during the LAST MONTH?																	
8. Don't know	19.1	13.5	26.6	17.9	31.3	21.0	19.4	18.1	17.7	20.4	15.7	-	24.2	15.7	14.1	16.1	
1. None	32.3	31.1	36.9	34.8	24.5	30.3	35.2	32.5	30.5	35.2	30.6	-	41.8	34.3	20.5	7.2	
2. Less than ½ ounce	15.7	16.6	16.7	17.6	13.6	17.0	12.7	15.8	18.1	16.7	15.6	-	14.3	25.2	15.2	7.4	
3. About ½ ounce	8.1	9.5	5.3	7.2	9.6	7.2	10.0	6.4	9.7	6.1	10.8	-	5.6	8.2	11.0	16.9	
4. About 1 ounce	8.3	8.3	6.2	7.9	8.3	9.4	7.7	6.0	11.7	8.0	7.6	-	7.6	4.9	11.7	-	
5. About 2 ounces	6.8	9.3	3.4	6.2	1.8	8.2	5.3	6.5	7.4	6.5	6.8	-	3.3	5.0	11.2	18.8	
6. 3 to 5 ounces	4.4	5.5	2.1	3.8	2.8	3.6	5.1	5.4	2.7	3.1	5.7	-	1.6	1.1	8.0	20.3	
7. 6 or more ounces	5.4	6.2	2.9	4.6	8.0	3.5	4.6	9.4	2.3	4.0	7.3	-	1.6	5.7	8.4	13.3	
<i>Item 2370 Subject A01d</i>	<i>N†</i>	<i>791</i>	<i>377</i>	<i>329</i>	<i>539</i>	<i>66</i>	<i>200</i>	<i>207</i>	<i>247</i>	<i>137</i>	<i>516</i>	<i>159</i>	-	<i>359</i>	<i>114</i>	<i>270</i>	<i>30</i>

†=excludes respondents for whom question was inappropriate.

MONITORING THE FUTURE

QUESTIONNAIRE FORM 1 2004	TOTAL	SEX		RACE		REGION				COLLEGE PLANS?		ILLICIT DRUG USE: LIFETIME				
		M	F	White	Black	NE	NC	S	W	Yes	No	None	Mari- juana Only	Few Pills	More Pills	Any Her- oin
<i>N (Weighted No. of Cases):</i> <i>% of Weighted Total:</i>	2567 100.0	1152 44.9	1206 47.0	1638 63.8	263 10.3	548 21.4	673 26.2	875 34.1	471 18.3	1834 71.4	445 17.4	1230 47.9	583 22.7	210 8.2	403 15.7	38 1.5
B027: Have you ever tried to stop using marijuana or hashish and found that you couldn't stop?																
1. Yes	8.5	10.0	5.6	6.7	14.6	4.9	8.8	11.3	8.5	6.4	10.6	-	6.9	11.3	9.6	7.6
2. No	91.5	90.0	94.4	93.3	85.4	95.1	91.2	88.7	91.5	93.6	89.4	-	93.1	88.7	90.4	92.4
<i>Item 2380 Subject A01i</i> <i>N†</i>	844	399	360	579	72	213	223	262	146	553	172	-	386	125	286	29
B028: Thinking back over your whole life, has there ever been a period when you used marijuana or hashish on a daily, or almost daily, basis for at least a month?																
1. No—GO TO Q.B032	82.5	80.2	87.9	82.6	87.3	81.1	82.2	81.6	86.0	86.9	75.7	100.0	79.5	67.5	46.3	34.1
2. Yes	17.5	19.8	12.1	17.4	12.7	18.9	17.8	18.4	14.0	13.1	24.3	-	20.5	32.5	53.7	65.9
<i>Item 21180 Subject A01a</i> <i>N</i>	2428	1117	1158	1592	251	520	640	825	444	1773	429	1174	569	204	393	37
B029: How old were you when you first smoked marijuana or hashish that frequently?																
1. Grade 6 or earlier	8.8	8.3	5.7	5.5	17.3	8.8	6.5	8.5	13.5	5.7	9.5	-	4.9	6.7	10.6	8.5
2. Grade 7 or 8	25.5	28.7	18.4	20.5	29.1	29.5	25.7	23.2	24.5	21.3	28.2	-	24.0	21.0	25.6	43.7
3. Grade 9 (Freshman)	19.6	19.5	18.7	17.1	30.9	18.9	18.0	21.0	20.1	21.1	13.9	-	23.4	22.0	17.6	14.5
4. Grade 10 (Sophomore)	23.2	21.6	29.1	28.3	13.6	17.0	28.7	25.4	18.2	21.7	34.5	-	21.0	21.9	25.3	22.8
5. Grade 11 (Junior)	16.1	16.7	17.9	21.0	5.0	16.7	15.5	16.4	15.6	22.1	8.9	-	15.8	22.9	15.9	10.6
6. Grade 12 (Senior)	6.8	5.3	10.2	7.5	4.0	9.1	5.6	5.5	8.2	8.2	5.1	-	10.9	5.6	5.0	-
<i>Item 21190 Subject A01g</i> <i>N†</i>	466	238	154	290	42	111	120	166	69	260	109	-	138	71	215	26
B030: How recently did you use marijuana or hashish on a daily, or almost daily, basis for at least a month?																
1. During the past month	35.6	30.4	36.2	31.2	47.3	25.8	40.4	39.1	34.7	31.3	35.8	-	34.2	27.0	38.9	30.7
2. 2 months ago	6.6	7.3	3.9	7.2	3.0	10.4	6.4	3.9	7.2	4.7	8.4	-	7.6	6.4	5.7	8.2
3. 3 to 9 months ago	17.4	19.1	18.0	18.5	10.4	18.3	21.5	12.1	21.5	18.5	17.5	-	18.7	19.8	16.9	10.1
4. About 1 year ago	14.9	16.4	15.1	15.3	12.4	19.3	20.8	10.3	8.5	16.7	13.8	-	15.6	9.6	16.5	17.9
5. About 2 years ago	14.2	14.1	15.7	13.5	17.1	12.1	8.0	19.2	15.7	16.5	12.1	-	14.5	14.2	13.3	20.6
6. 3 or more years ago	11.5	12.8	11.1	14.4	9.8	14.0	2.8	15.5	12.4	12.2	12.5	-	9.3	23.0	8.7	12.7
<i>Item 21200 Subject A01a</i> <i>N†</i>	450	230	147	282	39	107	115	161	67	249	105	-	133	69	211	26
B031: Over your whole lifetime, during how many months have you used marijuana or hashish on a daily or near-daily basis?																
1. Less than 3 months	31.6	28.6	39.9	32.2	49.8	32.0	33.0	30.8	30.8	37.1	27.6	-	47.1	37.6	20.1	21.7
2. 3 to 9 months	19.0	20.2	20.8	24.7	9.0	17.7	20.1	21.0	14.4	19.6	20.7	-	13.5	35.6	18.1	13.0
3. About 1 year	9.2	8.2	11.8	10.0	9.3	9.6	8.0	9.7	9.4	7.6	12.4	-	6.4	4.8	13.1	2.6
4. About 1 and ½ years	9.3	10.7	7.5	11.3	3.0	4.5	14.1	10.0	6.7	8.8	13.5	-	6.1	9.7	12.1	4.7
5. About 2 years	16.6	17.4	11.4	12.7	5.5	21.3	13.5	16.5	15.1	14.0	17.3	-	15.6	9.6	18.0	35.1
6. About 3 to 5 years	10.5	11.5	6.9	7.0	15.8	11.6	8.6	8.5	16.7	10.2	6.6	-	8.9	2.7	13.3	19.4
7. 6 to 9 years	2.2	2.0	0.4	1.0	5.8	2.8	1.9	1.9	2.6	1.2	1.0	-	1.8	-	2.9	-
8. 10 or more years	1.5	1.4	1.4	1.1	1.8	0.6	0.8	1.6	4.2	1.4	0.9	-	0.6	-	2.4	3.5
<i>Item 21210 Subject A01a</i> <i>N†</i>	449	228	149	284	39	105	116	161	66	248	107	-	130	69	215	26
B032: Do you think you will be using marijuana or hashish five years from now?																
1. I definitely will	4.0	5.6	2.2	4.0	4.3	3.6	2.9	5.5	3.3	3.0	5.9	0.4	2.9	4.8	13.0	30.3
2. I probably will	9.8	10.1	8.2	9.0	9.6	12.1	9.4	7.5	11.9	8.0	13.5	0.8	17.0	13.4	22.7	28.6
3. I probably will not	20.0	21.0	17.6	20.7	13.0	27.6	17.7	16.8	20.3	19.2	17.9	9.5	31.0	28.6	30.8	26.1
4. I definitely will not	66.2	63.3	72.0	66.3	73.1	56.7	70.0	70.2	64.4	69.8	62.7	89.3	49.2	53.2	33.5	15.0
<i>Item 2390 Subject A04a</i> <i>N</i>	2474	1125	1189	1619	255	532	649	844	449	1811	434	1201	581	208	394	38
The next questions are about LSD, the hallucinogenic drug which is sometimes called "acid".																
B033: On how many occasions (if any) have you taken LSD . . .																

†=excludes respondents for whom question was inappropriate.

QUESTIONNAIRE FORM 1 2004	TOTAL	SEX		RACE		REGION				COLLEGE PLANS?		ILLICIT DRUG USE: LIFETIME				
		M	F	White	Black	NE	NC	S	W	Yes	No	None	Mari- juana Only	Few Pills	More Pills	Any Her- oin
<i>N (Weighted No. of Cases):</i>	2567	1152	1206	1638	263	548	673	875	471	1834	445	1230	583	210	403	38
<i>% of Weighted Total:</i>	100.0	44.9	47.0	63.8	10.3	21.4	26.2	34.1	18.3	71.4	17.4	47.9	22.7	8.2	15.7	1.5
B033A: . . . in your lifetime?																
1. 0 occasions	94.1	93.3	95.8	93.7	98.7	94.5	95.0	92.8	95.1	95.4	92.5	100.0	100.0	89.6	76.2	27.6
2. 1-2	3.3	3.1	3.2	4.1	0.6	2.5	3.6	4.0	2.2	2.6	4.7	-	-	10.4	12.0	28.5
3. 3-5	0.8	1.2	0.5	0.9	-	1.2	0.3	1.1	0.3	0.6	1.8	-	-	-	3.1	17.5
4. 6-9	0.6	0.8	0.2	0.5	0.4	0.8	0.2	0.4	1.2	0.5	-	-	-	-	3.3	3.5
5. 10-19	0.2	0.3	0.1	0.2	-	-	0.1	0.5	-	0.2	0.2	-	-	-	0.9	4.2
6. 20-39	0.3	0.4	-	0.3	-	0.5	0.4	0.1	0.2	0.1	0.5	-	-	-	1.3	2.9
7. 40 or more	0.8	0.9	0.3	0.4	0.3	0.5	0.4	1.1	1.0	0.6	0.3	-	-	-	3.2	15.8
<i>Item 890 Subject A01a</i>	<i>N</i> 2424	1104	1171	1597	248	513	641	826	443	1779	426	1204	560	206	391	38
B033B: . . . during the last 12 months?																
1. 0 occasions	97.0	96.2	98.2	97.0	99.3	96.5	98.2	96.0	97.5	97.5	97.1	100.0	100.0	99.2	85.9	54.5
2. 1-2	1.6	1.7	1.2	1.7	0.3	2.3	1.3	1.8	0.7	1.2	1.9	-	-	0.8	7.0	24.8
3. 3-5	0.5	0.8	0.3	0.6	0.4	0.4	-	1.0	0.4	0.6	-	-	-	-	2.5	7.7
4. 6-9	0.3	0.6	0.1	0.3	-	0.5	0.1	0.2	0.8	0.3	0.5	-	-	-	1.8	2.9
5. 10-19	0.1	0.1	-	0.1	-	-	0.1	0.3	-	0.1	0.2	-	-	-	0.7	-
6. 20-39	0.1	0.2	-	0.1	-	-	-	0.3	-	0.1	0.2	-	-	-	-	6.2
7. 40 or more	0.4	0.3	0.2	0.2	-	0.3	0.2	0.4	0.6	0.2	0.1	-	-	-	2.0	4.0
<i>Item 900 Subject A01b</i>	<i>N</i> 2422	1102	1170	1595	248	513	640	826	443	1779	425	1204	560	206	389	38
B033C: . . . during the last 30 days?																
1. 0 occasions	98.9	98.5	99.7	99.1	99.6	98.8	99.4	98.5	99.3	99.4	98.7	100.0	100.0	100.0	95.4	80.2
2. 1-2	0.4	0.8	0.1	0.4	0.4	0.6	0.2	0.6	0.1	0.3	0.5	-	-	-	1.6	9.6
3. 3-5	*	*	-	*	-	0.1	0.1	-	-	*	-	-	-	-	0.3	-
4. 6-9	0.1	0.1	-	0.1	-	0.2	-	0.1	-	-	0.3	-	-	-	0.5	-
5. 10-19	0.1	0.1	-	0.1	-	0.2	-	0.2	-	-	0.4	-	-	-	0.4	1.8
6. 20-39	0.2	0.3	0.1	0.1	-	-	-	0.4	0.3	0.2	-	-	-	-	0.7	4.4
7. 40 or more	0.2	0.2	0.1	0.2	-	0.2	0.2	0.3	0.3	0.1	0.1	-	-	-	1.1	4.0
<i>Item 910 Subject A01c</i>	<i>N</i> 2422	1101	1171	1597	248	514	639	826	443	1781	424	1204	562	205	389	38
IF YOU HAVE NOT TAKEN LSD IN THE LAST TWELVE MONTHS, GO TO Q.B041.																
B034: When you used LSD during the last year, how often did you use it in each of the following situations?																
B034A: When you were alone																
1. Not at all	65.1	57.9	90.8	78.0	61.4	72.7	82.4	65.3	31.8	74.4	44.1	-	-	100.0	70.9	42.9
2. A few of the times	8.5	13.2	-	9.1	-	22.8	-	-	21.0	4.8	26.9	-	-	-	7.2	13.4
3. Some of the times	16.9	23.4	5.8	6.1	38.6	-	6.1	22.5	40.5	13.7	21.9	-	-	-	12.2	33.9
4. Most of the times	2.3	-	-	1.9	-	4.4	-	2.8	-	-	7.1	-	-	-	3.1	-
5. Every time	7.2	5.5	3.4	4.9	-	-	11.4	9.5	6.7	7.1	-	-	-	-	6.6	9.8
<i>Item 2400 Subject A05a</i>	<i>N†</i> 76	43	22	49	2	18	13	34	11	44	13	-	-	2	57	17
B034B: With just 1 or 2 other people																
1. Not at all	25.3	15.9	46.8	31.9	61.4	17.1	54.3	17.6	27.8	17.1	31.4	-	-	100.0	28.6	7.8
2. A few of the times	24.9	28.5	26.0	33.4	38.6	11.1	16.7	38.7	15.6	34.7	16.4	-	-	-	30.5	9.2
3. Some of the times	10.0	11.1	5.8	4.6	-	4.3	-	6.7	40.5	12.1	-	-	-	-	9.3	13.0
4. Most of the times	20.6	24.0	9.1	14.8	-	46.9	6.1	15.9	9.4	11.8	46.2	-	-	-	16.2	37.0
5. Every time	19.2	20.5	12.3	15.3	-	20.5	22.9	21.1	6.7	24.4	6.0	-	-	-	15.4	33.1
<i>Item 2410 Subject A05b</i>	<i>N†</i> 76	43	22	49	2	18	13	34	11	44	13	-	-	2	57	17
B034C: At a party																
1. Not at all	42.8	52.4	31.4	43.3	61.4	38.2	32.7	46.7	50.6	47.3	37.5	-	-	-	47.6	31.2
2. A few of the times	12.8	13.5	10.9	11.5	38.6	6.8	30.1	12.1	3.9	10.0	21.4	-	-	-	14.2	9.2
3. Some of the times	12.1	15.1	9.2	13.4	-	5.5	-	15.5	27.1	13.7	7.8	-	-	-	10.9	17.2
4. Most of the times	8.6	2.6	5.9	6.8	-	14.9	6.1	5.2	11.6	5.4	7.1	-	-	-	9.6	6.3
5. Every time	23.7	16.5	42.7	25.0	-	34.5	31.1	20.5	6.7	23.6	26.2	-	-	100.0	17.7	36.0
<i>Item 2420 Subject A05c</i>	<i>N†</i> 76	43	22	49	2	18	13	34	11	44	13	-	-	2	57	17
B034D: When your date or spouse was present																
1. Not at all	64.3	80.3	47.4	66.6	61.4	63.1	76.0	58.4	70.0	62.2	78.5	-	-	-	67.4	59.9
2. A few of the times	10.5	6.8	8.4	8.9	-	6.1	12.5	13.6	5.5	9.9	5.1	-	-	-	9.8	13.7
3. Some of the times	12.8	12.9	15.8	11.4	38.6	13.0	-	16.1	17.8	13.8	9.3	-	-	-	9.0	26.4
4. Most of the times	1.2	-	-	1.9	-	-	-	2.8	-	-	7.1	-	-	-	1.7	-
5. Every time	11.2	-	28.3	11.1	-	17.8	11.4	9.1	6.7	14.1	-	-	-	100.0	12.1	-
<i>Item 2430 Subject A05b</i>	<i>N†</i> 76	43	22	49	2	18	13	34	11	44	13	-	-	2	57	17

* = less than .05 percent. † = excludes respondents for whom question was inappropriate.

MONITORING THE FUTURE

QUESTIONNAIRE FORM 1 2004	TOTAL	SEX		RACE		REGION				COLLEGE PLANS?		ILLCIT DRUG USE: LIFETIME					
		M	F	White	Black	NE	NC	S	W	Yes	No	None	Mari- juana Only	Few Pills	More Pills	Any Her- oin	
<i>N (Weighted No. of Cases):</i>	2567	1152	1206	1638	263	548	673	875	471	1834	445	1230	583	210	403	38	
<i>% of Weighted Total:</i>	100.0	44.9	47.0	63.8	10.3	21.4	26.2	34.1	18.3	71.4	17.4	47.9	22.7	8.2	15.7	1.5	
B034E: When people over age 30 were present																	
1. Not at all	68.7	71.2	79.9	79.6	61.4	64.5	76.0	74.6	49.0	79.0	53.8	-	-	100.0	70.5	59.8	
2. A few of the times	7.1	6.3	5.9	6.8	-	9.8	-	2.0	26.5	5.2	12.9	-	-	-	7.2	7.4	
3. Some of the times	12.3	15.2	5.8	6.9	38.6	6.1	-	18.6	17.8	8.8	16.8	-	-	-	8.5	25.8	
4. Most of the times	7.0	5.7	5.1	6.7	-	19.5	6.4	2.8	-	5.3	16.4	-	-	-	7.2	7.1	
5. Every time	4.9	1.6	3.4	-	-	-	17.6	2.0	6.7	1.7	-	-	-	-	6.6	-	
<i>Item 2440 Subject A05b</i>	<i>N†</i>	76	43	22	49	2	18	13	34	11	44	13	-	-	2	57	17
B034F: During the daytime (before 4:00 p.m.)																	
1. Not at all	57.5	60.2	66.1	59.2	61.4	49.9	64.6	63.0	45.1	59.1	61.4	-	-	100.0	58.6	50.1	
2. A few of the times	16.9	20.3	16.0	19.2	38.6	23.5	6.4	16.2	21.1	18.5	23.7	-	-	-	18.2	14.5	
3. Some of the times	9.8	9.2	5.8	6.8	-	-	11.4	8.8	27.1	6.3	7.8	-	-	-	9.1	13.0	
4. Most of the times	8.8	8.8	8.7	13.6	-	22.2	-	7.9	-	13.0	7.1	-	-	-	4.8	22.4	
5. Every time	6.9	1.4	3.4	1.2	-	4.4	17.6	4.2	6.7	3.1	-	-	-	-	9.3	-	
<i>Item 2450 Subject A05c</i>	<i>N†</i>	76	43	22	49	2	18	13	34	11	44	13	-	-	2	57	17
B034G: At your home (or apartment or dorm)																	
1. Not at all	48.6	49.5	63.8	59.1	100.0	59.3	53.1	52.3	14.6	50.3	38.1	-	-	-	56.7	26.6	
2. A few of the times	12.9	16.2	5.9	10.3	-	6.9	-	16.0	28.8	8.5	35.9	-	-	-	10.1	23.4	
3. Some of the times	19.5	19.4	15.8	16.4	-	5.5	24.0	15.3	49.9	22.8	7.8	-	-	-	22.1	13.0	
4. Most of the times	3.6	4.1	-	4.2	-	6.1	-	4.8	-	2.5	12.2	-	-	-	1.7	10.2	
5. Every time	15.3	10.9	14.4	10.1	-	22.2	22.9	11.6	6.7	16.0	6.0	-	-	100.0	9.4	26.8	
<i>Item 2460 Subject A05c</i>	<i>N†</i>	76	43	22	49	2	18	13	34	11	44	13	-	-	2	57	17
B034H: At school																	
1. Not at all	70.0	69.5	90.8	86.0	100.0	82.6	64.6	75.9	37.9	74.1	70.7	-	-	100.0	73.1	57.1	
2. A few of the times	10.6	13.8	-	1.4	-	-	11.4	10.2	28.2	13.5	-	-	-	-	10.3	12.7	
3. Some of the times	6.5	6.8	5.8	4.6	-	-	-	8.8	17.8	6.3	5.1	-	-	-	3.5	16.8	
4. Most of the times	7.9	9.8	-	8.0	-	13.0	6.4	5.2	9.4	4.4	24.3	-	-	-	6.4	13.4	
5. Every time	5.1	-	3.4	-	-	4.4	17.6	-	6.7	1.7	-	-	-	-	6.8	-	
<i>Item 2470 Subject A05c</i>	<i>N†</i>	76	43	22	49	2	18	13	34	11	44	13	-	-	2	57	17
B034I: In a car																	
1. Not at all	62.9	65.1	75.0	70.7	61.4	59.3	52.3	69.6	60.6	72.7	41.7	-	-	100.0	66.7	47.1	
2. A few of the times	18.9	22.9	10.8	16.5	-	24.0	23.7	15.6	14.9	12.3	51.2	-	-	-	16.9	27.3	
3. Some of the times	9.4	9.4	10.8	8.6	38.6	6.1	6.4	9.6	17.8	10.7	-	-	-	-	6.6	19.3	
4. Most of the times	3.8	2.6	-	4.2	-	6.1	-	5.2	-	2.5	7.1	-	-	-	3.1	6.3	
5. Every time	5.1	-	3.4	-	-	4.4	17.6	-	6.7	1.7	-	-	-	-	6.8	-	
<i>Item 2490 Subject A05c</i>	<i>N†</i>	76	43	22	49	2	18	13	34	11	44	13	-	-	2	57	17
B035: How many of the times when you used LSD during the last year did you use it along with each of the following drugs—that is, so that their effects overlapped?																	
B035A: With alcohol																	
1. Not at all	49.9	59.6	34.0	53.7	61.4	39.0	60.6	52.5	49.0	54.5	55.7	-	-	100.0	53.3	40.2	
2. A few of the times	16.3	14.8	24.5	21.4	38.6	16.0	3.7	21.6	17.1	22.6	4.8	-	-	-	18.2	13.7	
3. Some of the times	9.0	10.1	11.3	4.7	-	6.0	-	14.0	11.4	9.2	16.2	-	-	-	2.3	32.7	
4. Most of the times	12.2	9.8	15.1	11.1	-	31.1	-	9.8	-	10.2	15.7	-	-	-	9.0	13.4	
5. Every time	12.5	5.7	15.2	9.1	-	8.0	35.6	2.1	22.5	3.6	7.5	-	-	-	17.3	-	
<i>Item 2500 Subject A01h</i>	<i>N†</i>	77	44	22	48	2	20	14	32	43	14	-	-	2	56	17	
B035B: With marijuana																	
1. Not at all	31.0	34.7	30.9	36.2	100.0	21.3	32.9	37.0	27.8	27.8	30.4	-	-	100.0	28.7	35.4	
2. A few of the times	17.0	16.3	26.4	18.2	-	6.4	24.0	23.3	9.4	14.9	44.5	-	-	-	15.8	24.6	
3. Some of the times	13.4	18.6	5.8	6.3	-	11.9	6.5	8.3	38.0	17.9	9.9	-	-	-	13.3	16.5	
4. Most of the times	10.3	6.2	15.1	10.4	-	20.7	-	11.8	-	8.9	7.5	-	-	-	10.5	-	
5. Every time	28.3	24.2	21.8	28.9	-	39.7	36.5	19.6	24.7	30.4	7.5	-	-	-	31.7	23.4	
<i>Item 2510 Subject A01h</i>	<i>N†</i>	74	42	22	47	2	19	12	32	44	13	-	-	2	54	17	

†=excludes respondents for whom question was inappropriate.

QUESTIONNAIRE FORM 1 2004	TOTAL	SEX		RACE		REGION				COLLEGE PLANS?		ILLCIT DRUG USE: LIFETIME					
		M	F	White	Black	NE	NC	S	W	Yes	No	None	Mari- juana Only	Few Pills	More Pills	Any Her- oin	
<i>N (Weighted No. of Cases):</i>	2567	1152	1206	1638	263	548	673	875	471	1834	445	1230	583	210	403	38	
<i>% of Weighted Total:</i>	100.0	44.9	47.0	63.8	10.3	21.4	26.2	34.1	18.3	71.4	17.4	47.9	22.7	8.2	15.7	1.5	
B036: What have been the most important reasons for your taking LSD? (Mark all that apply.)																	
A. To experiment—to see what it's like	82.2	82.9	91.3	87.1	-	97.9	76.3	77.7	75.8	93.3	78.3	-	-	100.0	82.9	78.6	
B. To relax or relieve tension	18.3	15.3	22.1	13.4	-	15.4	-	23.3	28.2	16.4	24.7	-	-	-	12.7	37.2	
C. To feel good or get high	41.2	41.4	48.2	41.3	29.1	49.3	4.4	51.3	35.9	45.0	47.1	-	-	-	34.1	66.8	
D. To seek deeper insights and understanding	32.5	44.9	14.7	29.3	32.3	39.7	14.0	26.7	59.1	35.3	42.1	-	-	-	34.5	29.3	
E. To have a good time with my friends	31.8	27.5	46.9	40.7	-	46.4	-	37.1	24.7	45.4	-	-	-	-	35.7	22.4	
F. To fit in with a group I like	6.5	2.2	10.4	4.6	38.6	8.8	-	9.6	-	5.1	-	-	-	-	8.8	-	
G. To get away from my problems or troubles	20.4	17.4	25.1	16.5	-	21.7	-	27.6	18.1	21.3	26.2	-	-	-	15.5	37.4	
H. Because of boredom, nothing else to do	17.6	13.0	27.1	18.1	-	34.0	19.4	9.6	12.2	17.9	21.5	-	-	-	14.2	29.5	
I. Because of anger or frustration	11.9	11.1	11.2	7.4	-	14.9	-	14.3	12.2	11.1	16.8	-	-	-	7.3	26.8	
J. To get through the day	8.6	6.9	8.3	5.7	-	8.8	7.2	6.4	16.8	6.4	8.7	-	-	-	9.0	8.1	
K. To increase the effects of some other drug(s)	8.6	5.5	11.2	4.6	-	27.9	-	-	12.2	8.0	9.3	-	-	-	7.3	13.4	
L. To decrease (offset) the effects of some other drug(s)	3.9	-	6.0	-	-	8.8	-	-	12.2	2.9	-	-	-	-	5.3	-	
M. Because I am "hooked"—I have to have it	8.3	1.6	6.0	3.4	-	8.8	6.9	7.4	12.2	4.5	7.1	-	-	-	11.3	-	
<i>Item 2520-2640 Subject A06a</i>	<i>N†</i>	73	42	21	48	2	18	12	33	10	43	13	-	-	2	54	17
B037: When you take LSD, how high do you usually get?																	
1. Not at all high	8.6	10.6	5.1	7.2	-	-	4.9	16.0	4.3	4.9	10.7	-	-	-	7.6	12.4	
2. A little high	10.7	7.6	19.1	10.1	38.6	-	31.9	9.8	5.5	5.3	12.2	-	-	-	9.0	16.9	
3. Moderately high	18.3	23.0	3.4	16.8	-	14.4	24.0	24.3	-	16.8	26.1	-	-	-	19.2	17.1	
4. Very high	62.4	58.7	72.3	65.9	61.4	85.6	39.2	49.9	90.2	73.0	51.0	-	-	100.0	64.1	53.6	
<i>Item 2650 Subject A01e</i>	<i>N†</i>	76	43	22	49	2	18	13	34	11	44	13	-	-	2	57	17
B038: When you take LSD, how long do you usually stay high?																	
1. Usually don't get high	5.7	5.6	5.1	7.2	-	-	4.9	9.6	4.3	-	10.7	-	-	-	7.6	-	
2. Two hours or less	11.5	12.9	11.8	11.0	-	6.8	19.6	12.9	5.5	9.8	9.3	-	-	-	10.2	16.9	
3. Three to six hours	32.2	31.8	24.1	32.1	29.1	24.4	35.4	37.7	24.4	31.0	35.9	-	-	-	32.9	32.9	
4. Seven to 24 hours	38.1	35.4	59.0	41.4	-	55.5	16.2	28.2	65.8	53.9	20.0	-	-	100.0	35.3	41.7	
5. More than 24 hours	12.4	14.4	-	8.3	70.9	13.3	23.9	11.6	-	5.3	24.1	-	-	-	14.0	8.4	
<i>Item 2660 Subject A01f</i>	<i>N†</i>	76	43	22	49	2	18	13	34	11	44	13	-	-	2	57	17
B039: Have you ever had a "bad trip" on LSD?																	
1. No	44.5	43.2	49.0	49.1	67.7	39.2	56.4	39.0	55.4	43.9	25.7	-	-	100.0	43.5	40.1	
2. Yes, once	39.9	39.6	45.5	39.0	32.3	31.7	32.0	45.5	44.6	46.5	51.4	-	-	-	43.6	33.3	
3. Yes, more than once	15.6	17.3	5.5	11.9	-	29.1	11.6	15.5	-	9.6	22.8	-	-	-	12.8	26.5	
<i>Item 2670 Subject A01k</i>	<i>N†</i>	76	44	22	50	2	18	12	33	12	44	15	-	-	2	56	17
B040: Have you ever tried to stop using LSD and found that you couldn't stop?																	
1. Yes	14.5	11.4	11.8	8.5	70.9	22.2	19.3	13.9	-	5.9	25.2	-	-	-	16.2	10.7	
2. No	85.5	88.6	88.2	91.5	29.1	77.8	80.7	86.1	100.0	94.1	74.8	-	-	100.0	83.8	89.3	
<i>Item 2680 Subject A01i</i>	<i>N†</i>	75	44	22	50	2	18	12	33	12	44	14	-	-	2	56	17
B041: Do you think you will be using LSD five years from now?																	
1. I definitely will	1.1	1.3	0.4	0.6	1.9	0.2	1.3	0.9	1.8	0.8	1.0	0.7	0.8	-	2.4	6.0	
2. I probably will	1.1	1.2	0.6	0.7	0.6	1.3	0.6	0.9	1.8	0.5	2.4	0.1	0.5	0.7	2.5	16.6	
3. I probably will not	7.2	8.5	5.7	7.9	1.4	11.8	5.0	4.9	9.3	6.1	10.1	2.9	6.5	12.5	16.6	33.1	
4. I definitely will not	90.7	89.0	93.3	90.8	96.0	86.7	93.0	93.2	87.0	92.6	86.4	96.4	92.2	86.9	78.5	44.2	
<i>Item 2690 Subject A04a</i>	<i>N</i>	2308	1047	1126	1511	239	473	609	800	426	1703	404	1175	506	188	358	38
The next questions are about HALLUCINOGENS OTHER THAN LSD. This group would include the following drugs: Mescaline, Peyote, "Shrooms" or Psilocybin, PCP.																	

†=excludes respondents for whom question was inappropriate.

MONITORING THE FUTURE

QUESTIONNAIRE FORM 1 2004	TOTAL	SEX		RACE		REGION				COLLEGE PLANS?		ILLICIT DRUG USE: LIFETIME				
		M	F	White	Black	NE	NC	S	W	Yes	No	None	Mari- juana Only	Few Pills	More Pills	Any Her- oin
<i>N (Weighted No. of Cases):</i>	2567	1152	1206	1638	263	548	673	875	471	1834	445	1230	583	210	403	38
<i>% of Weighted Total:</i>	100.0	44.9	47.0	63.8	10.3	21.4	26.2	34.1	18.3	71.4	17.4	47.9	22.7	8.2	15.7	1.5
B042: On how many occasions (if any) have you taken hallucinogens other than LSD ...																
B042A: ... in your lifetime?																
1. 0 occasions	91.2	88.7	95.1	90.5	98.1	90.5	93.6	90.1	90.9	92.6	91.2	100.0	100.0	81.1	62.7	31.4
2. 1-2	4.3	4.6	3.6	5.3	-	4.5	2.9	5.3	4.1	4.0	4.3	-	-	18.9	14.9	15.7
3. 3-5	1.8	2.5	0.9	2.1	0.7	2.2	0.8	2.2	2.0	1.5	1.9	-	-	-	9.5	14.9
4. 6-9	0.8	1.2	0.2	0.7	0.8	0.3	0.9	1.2	0.8	0.6	0.8	-	-	-	4.6	6.6
5. 10-19	0.8	1.2	0.1	0.7	-	1.0	1.2	0.3	1.2	0.6	0.7	-	-	-	4.7	4.6
6. 20-39	0.6	0.8	0.1	0.2	0.4	1.3	0.4	0.4	0.4	0.3	0.8	-	-	-	2.2	13.4
7. 40 or more	0.4	0.9	*	0.4	-	0.3	0.3	0.5	0.6	0.4	0.4	-	-	-	1.4	13.4
<i>Item 920 Subject A01a</i>	<i>N</i> 2393	1094	1163	1586	242	496	633	820	444	1772	421	1189	543	204	390	37
B042B: ... during the last 12 months?																
1. 0 occasions	93.8	91.6	96.8	93.3	98.8	92.4	96.2	93.0	93.5	94.5	94.7	100.0	100.0	90.2	71.9	47.8
2. 1-2	3.7	4.6	2.6	4.4	-	5.0	1.7	3.9	4.5	3.6	3.0	-	-	9.8	15.6	19.1
3. 3-5	1.2	1.8	0.3	1.4	0.4	1.3	1.1	1.7	0.2	0.9	1.3	-	-	-	6.4	7.8
4. 6-9	0.7	1.1	0.2	0.3	0.8	0.3	0.5	1.0	1.1	0.5	0.7	-	-	-	3.1	15.6
5. 10-19	0.4	0.7	0.1	0.3	-	0.8	0.3	-	0.7	0.3	0.3	-	-	-	1.9	5.1
6. 20-39	0.1	0.1	-	*	-	0.2	0.2	0.1	-	*	-	-	-	-	0.8	-
7. 40 or more	0.1	0.3	-	0.1	-	0.1	-	0.3	-	0.1	-	-	-	-	0.3	4.6
<i>Item 930 Subject A01b</i>	<i>N</i> 2392	1095	1162	1585	242	495	632	822	443	1771	419	1189	544	204	387	37
B042C: ... during the last 30 days?																
1. 0 occasions	97.9	97.2	99.2	98.1	99.2	96.9	99.0	97.8	97.7	98.2	98.8	100.0	100.0	97.5	90.8	75.0
2. 1-2	1.4	2.0	0.7	1.4	0.5	2.3	0.3	1.5	2.0	1.5	0.3	-	-	2.5	6.8	8.1
3. 3-5	0.4	0.4	*	0.2	-	0.6	0.7	0.2	0.1	0.1	0.8	-	-	-	1.6	8.2
4. 6-9	0.1	0.1	0.1	0.1	0.3	0.2	-	0.2	0.2	0.1	-	-	-	-	0.4	4.1
5. 10-19	*	*	-	*	-	0.1	0.1	-	-	*	0.1	-	-	-	0.2	-
6. 20-39	-	-	-	-	-	-	-	-	-	-	-	-	-	-	-	-
7. 40 or more	0.1	0.2	-	0.1	-	-	-	0.3	-	0.1	-	-	-	-	0.2	4.6
<i>Item 940 Subject A01c</i>	<i>N</i> 2390	1094	1161	1585	241	495	631	821	443	1771	419	1189	544	204	385	37
IF YOU HAVE NOT TAKEN ANY HALLUCINOGENS OTHER THAN LSD IN THE LAST TWELVE MONTHS, GO TO Q.B046.																
B043: When you take hallucinogens other than LSD, how high do you usually get?																
1. Not at all high	5.0	6.9	1.7	4.5	-	-	11.0	3.8	8.4	6.5	2.4	-	-	-	4.8	11.6
2. A little high	10.0	10.9	11.8	11.2	25.9	3.2	10.5	18.4	2.0	11.4	6.6	-	-	8.8	9.2	15.8
3. Moderately high	31.7	28.4	42.9	33.0	33.0	50.3	19.9	31.3	19.3	34.1	29.1	-	-	38.9	32.9	17.2
4. Very high	53.3	53.8	43.6	51.4	41.1	46.5	58.6	46.4	70.3	48.0	61.9	-	-	52.3	53.1	55.4
<i>Item 2700 Subject A01e</i>	<i>N†</i> 151	92	37	106	4	38	26	57	30	97	24	-	-	19	112	19
B044: When you take hallucinogens other than LSD, how long do you usually stay high?																
1. Usually don't get high	2.3	2.3	1.8	2.6	-	-	13.0	-	-	2.2	2.4	-	-	2.8	2.5	-
2. One to two hours	14.4	18.1	11.3	16.2	25.9	6.3	-	28.5	10.5	15.9	14.6	-	-	13.6	13.6	19.8
3. Three to six hours	54.0	51.8	52.1	51.5	52.4	51.9	57.5	47.5	65.5	53.8	47.0	-	-	60.1	57.5	26.7
4. Seven to 24 hours	28.4	26.2	34.9	29.7	-	41.7	26.5	22.8	24.0	28.1	32.8	-	-	23.6	24.9	53.5
5. More than 24 hours	1.0	1.6	-	-	21.7	-	3.1	1.2	-	-	3.2	-	-	-	1.3	-
<i>Item 2710 Subject A01f</i>	<i>N†</i> 149	92	36	106	4	37	26	56	30	97	24	-	-	18	112	19
B045: What hallucinogens other than LSD have you taken during the last year? (Mark all that apply.)																
A. Mescaline	9.7	12.9	4.2	6.0	41.1	8.3	6.6	15.7	2.5	9.6	14.8	-	-	-	3.9	53.3
B. Peyote	10.7	14.2	5.3	7.3	41.1	2.9	10.2	20.5	2.5	9.6	17.7	-	-	-	7.7	39.1
C. "Shrooms" or Psilocybin	92.4	92.0	95.2	94.3	74.1	96.7	89.1	88.0	97.9	93.0	100.0	-	-	87.0	95.1	81.2
D. PCP	16.6	23.4	1.9	12.3	52.4	16.6	9.2	21.4	13.4	15.9	19.1	-	-	-	11.7	61.6
E. Concentrated THC	21.1	25.5	8.3	15.4	41.1	14.0	22.8	22.7	25.7	18.6	25.4	-	-	-	17.6	62.0
F. Other	22.1	25.7	11.8	15.8	45.4	20.5	10.5	26.8	24.8	20.9	21.7	-	-	13.0	20.2	41.7
G. Don't know the names of some I have used	10.7	8.0	16.6	8.1	21.7	14.2	15.7	11.8	-	11.1	8.5	-	-	6.2	6.7	39.1
<i>Item 2720-2780 Subject A01i</i>	<i>N†</i> 147	92	37	106	4	38	25	56	29	97	24	-	-	18	110	19

* = less than .05 percent. † = excludes respondents for whom question was inappropriate.

DESCRIPTIVE RESULTS: 2004

67

QUESTIONNAIRE FORM 1 2004	TOTAL	SEX		RACE		REGION				COLLEGE PLANS?		ILLICIT DRUG USE: LIFETIME				
		M	F	White	Black	NE	NC	S	W	Yes	No	None	Mari- juana Only	Few Pills	More Pills	Any Her- oin
<i>N (Weighted No. of Cases):</i> <i>% of Weighted Total:</i>	2567 100.0	1152 44.9	1206 47.0	1638 63.8	263 10.3	548 21.4	673 26.2	875 34.1	471 18.3	1834 71.4	445 17.4	1230 47.9	583 22.7	210 8.2	403 15.7	38 1.5
The next questions are about some non-prescription drugs.																
B046: Some types of diet pills (also called appetite suppressants) can be sold legally without a doctor's prescription by drugstores, through the mail, etc. These "over-the-counter" drugs include Dexatrim, Dietac, and others. On how many occasions (if any) have you taken such non-prescription diet pills . . .																
B046A: . . . in your lifetime?																
1. 0 occasions	84.4	91.2	78.4	82.2	94.4	83.9	84.3	85.4	83.3	85.0	82.9	93.8	86.5	69.4	63.6	50.9
2. 1-2	5.2	2.3	8.0	5.9	1.9	4.9	5.9	4.6	5.8	4.7	8.3	3.0	4.7	13.9	8.4	3.7
3. 3-5	2.9	1.6	3.9	3.3	0.3	2.4	3.3	2.6	3.5	2.8	3.4	1.3	3.8	4.5	5.1	9.1
4. 6-9	1.5	0.9	2.1	1.9	2.1	1.2	1.1	2.4	1.0	1.7	1.1	0.5	1.1	1.3	4.6	10.6
5. 10-19	1.8	1.3	2.3	1.7	0.7	1.9	1.5	0.9	3.6	1.8	1.7	0.5	0.7	4.2	5.1	10.8
6. 20-39	1.6	1.2	2.2	2.1	0.2	2.1	1.8	1.4	1.2	1.7	1.3	0.5	1.6	2.5	4.9	-
7. 40 or more	2.6	1.6	3.1	2.9	0.4	3.6	2.2	2.8	1.5	2.3	1.2	0.4	1.6	4.3	8.3	14.8
<i>Item 21220 Subject A01a</i>	<i>N</i> 2419	1113	1178	1603	250	505	631	838	445	1790	432	1192	553	207	393	37
B046B: . . . during the last 12 months?																
1. 0 occasions	89.3	93.5	85.9	88.2	95.9	88.1	90.9	89.5	87.8	89.5	89.6	96.5	90.4	79.1	73.1	63.2
2. 1-2	4.5	2.1	6.8	5.1	0.7	5.1	4.2	4.2	4.9	4.5	5.4	1.9	4.8	8.3	9.3	16.5
3. 3-5	1.4	1.1	1.3	1.5	0.3	1.3	1.2	1.2	2.0	1.2	1.8	0.5	1.3	2.5	3.2	3.3
4. 6-9	1.3	0.9	1.5	1.1	1.8	0.8	0.8	1.8	1.5	1.3	1.1	*	0.8	3.7	3.9	8.0
5. 10-19	1.0	1.1	1.0	1.1	1.3	1.4	0.4	0.7	2.2	1.2	0.8	0.6	0.6	0.8	3.0	3.3
6. 20-39	1.2	0.4	2.0	1.6	-	1.5	0.9	1.4	1.1	1.3	0.9	0.2	1.0	2.7	3.4	5.6
7. 40 or more	1.3	0.8	1.4	1.5	-	1.8	1.6	1.2	0.4	1.0	0.4	0.2	1.1	2.8	3.9	-
<i>Item 21230 Subject A01b</i>	<i>N</i> 2422	1114	1179	1603	252	505	630	841	446	1791	432	1193	554	207	392	37
B046C: . . . during the last 30 days?																
1. 0 occasions	94.4	96.1	93.2	93.9	97.2	93.1	95.7	94.4	94.1	94.1	96.8	98.4	95.6	86.2	86.5	79.7
2. 1-2	2.0	1.8	2.0	2.2	-	2.6	1.7	1.5	2.6	2.2	1.2	0.8	1.8	4.3	4.4	6.7
3. 3-5	1.2	0.9	1.6	1.3	1.7	1.1	0.8	1.7	1.1	1.4	0.6	0.3	0.6	3.6	3.2	5.8
4. 6-9	0.8	0.4	1.2	0.8	0.5	1.1	0.3	0.8	1.4	0.8	0.6	0.3	0.6	2.3	1.3	6.0
5. 10-19	0.8	0.5	1.0	0.9	0.6	0.9	0.7	1.0	0.4	0.7	0.4	0.1	0.6	2.6	2.2	1.8
6. 20-39	0.5	0.2	0.7	0.5	-	1.2	0.4	0.4	0.1	0.5	-	0.1	0.2	1.0	2.0	-
7. 40 or more	0.2	0.2	0.4	0.3	-	-	0.4	0.3	0.3	0.2	0.4	0.1	0.6	-	0.4	-
<i>Item 21240 Subject A01c</i>	<i>N</i> 2418	1112	1177	1602	249	505	630	838	445	1789	432	1192	553	206	391	37
B047: Some stay-awake pills can be sold legally without a doctor's prescription by drugstores, through the mail, etc. These non-prescription or "over-the-counter" drugs include No-Doz, Vivarin, Wake, Caffedrine, and others.																
On how many occasions (if any) have you taken such non-prescription stay-awake pills . . .																
B047A: . . . in your lifetime?																
1. 0 occasions	81.6	83.7	80.0	78.6	97.7	79.3	79.3	84.4	82.1	82.7	78.2	94.2	82.8	70.6	51.7	21.6
2. 1-2	8.4	6.8	10.1	10.1	1.4	9.8	10.0	6.9	7.5	8.0	10.3	3.3	10.5	16.6	15.7	21.8
3. 3-5	3.4	2.7	4.2	4.2	-	2.9	3.6	3.6	3.7	3.3	4.5	0.8	2.6	4.4	11.9	10.8
4. 6-9	2.2	2.1	2.2	2.5	0.4	3.5	2.3	1.2	2.6	1.8	4.3	0.5	1.7	3.6	6.7	11.3
5. 10-19	1.7	1.8	1.5	1.7	0.5	2.0	1.7	1.3	1.9	1.6	1.2	0.6	0.5	2.4	5.3	12.0
6. 20-39	1.1	0.9	0.9	1.1	-	0.6	1.6	1.1	0.8	0.9	0.8	0.3	1.0	1.1	3.2	5.0
7. 40 or more	1.6	2.0	1.2	1.9	-	2.1	1.4	1.5	1.5	1.6	0.8	0.3	0.9	1.2	5.6	17.3
<i>Item 21250 Subject A01a</i>	<i>N</i> 2425	1123	1178	1611	248	506	637	836	446	1798	434	1200	555	205	393	37
B047B: . . . during the last 12 months?																
1. 0 occasions	88.2	88.9	87.7	86.1	98.9	86.0	87.7	90.3	87.5	88.6	87.0	97.0	87.8	85.3	67.9	39.6
2. 1-2	6.4	5.2	7.9	7.9	0.6	8.6	6.2	4.7	7.4	6.4	7.8	1.6	9.1	7.0	15.8	17.2
3. 3-5	1.7	1.4	2.2	2.1	-	1.2	2.6	1.3	1.8	1.6	3.0	0.5	0.9	2.5	6.3	5.3
4. 6-9	1.4	1.9	0.6	1.4	-	0.8	1.7	2.0	0.7	1.3	0.5	0.4	1.0	3.2	3.5	9.8
5. 10-19	0.9	1.1	0.6	0.9	0.5	1.2	0.5	0.8	1.3	0.8	0.9	0.2	0.3	0.8	1.9	21.4
6. 20-39	0.8	0.9	0.6	1.1	-	1.5	0.7	0.5	0.9	0.8	0.5	0.3	0.1	0.8	3.5	2.5
7. 40 or more	0.5	0.6	0.5	0.5	-	0.7	0.6	0.4	0.5	0.4	0.4	-	0.8	0.4	1.2	4.3
<i>Item 21260 Subject A01b</i>	<i>N</i> 2423	1122	1178	1608	248	506	636	834	446	1796	433	1200	555	203	391	37

*=less than .05 percent.

QUESTIONNAIRE FORM 1 2004	TOTAL	SEX		RACE		REGION				COLLEGE PLANS?		ILLCIT DRUG USE: LIFETIME				
		M	F	White	Black	NE	NC	S	W	Yes	No	None	Mari- juana Only	Few Pills	More Pills	Any Her- oin
<i>N (Weighted No. of Cases):</i>	2567	1152	1206	1638	263	548	673	875	471	1834	445	1230	583	210	403	38
<i>% of Weighted Total:</i>	100.0	44.9	47.0	63.8	10.3	21.4	26.2	34.1	18.3	71.4	17.4	47.9	22.7	8.2	15.7	1.5
B047C: . . . during the last 30 days?																
1. 0 occasions	95.5	94.9	96.2	94.7	99.5	94.4	95.5	96.1	95.5	95.3	97.2	99.2	97.0	91.9	87.7	48.5
2. 1-2	2.0	2.1	2.0	2.7	-	2.2	2.1	1.5	2.7	2.3	0.9	0.5	1.6	4.0	5.9	7.2
3. 3-5	1.0	1.0	0.9	1.0	-	0.8	1.5	0.7	0.8	1.0	1.1	0.3	0.6	2.8	2.0	7.5
4. 6-9	1.0	1.2	0.4	0.9	0.5	1.8	0.5	1.0	0.8	0.9	0.3	-	0.3	-	3.1	29.5
5. 10-19	0.2	0.3	0.1	0.2	-	-	0.1	0.4	0.2	0.1	0.2	-	-	1.2	0.4	2.7
6. 20-39	0.2	0.2	0.1	0.2	-	0.8	-	-	-	0.1	0.4	-	-	-	1.0	-
7. 40 or more	0.2	0.1	0.2	0.2	-	-	0.3	0.3	-	0.2	-	-	0.5	-	-	4.7
<i>Item 21270 Subject A01c</i>	<i>N</i> 2422	1121	1178	1607	249	505	634	837	446	1794	434	1200	556	204	392	34
B048: In addition to non-prescription diet and stay-awake pills, there are other stimulants and pep pills which can be sold legally in most states without a prescription—usually by mail. These are sometimes called “fake pep pills,” “imitation speed,” or “look-alikes,” because they look like prescription amphetamines and sometimes have similar names. Other than the diet pills and stay-awake pills you have already told us about, on how many occasions (if any) have you taken other non-prescription stimulants or pep pills . . .																
B048A: . . . in your lifetime?																
1. 0 occasions	91.9	92.8	91.7	91.5	98.3	92.7	92.1	90.6	93.1	93.2	90.5	98.4	96.1	88.8	71.9	42.1
2. 1-2	4.2	3.3	4.9	4.4	0.9	3.9	3.4	5.1	3.7	3.6	5.6	1.3	3.4	7.5	11.5	13.4
3. 3-5	1.7	1.3	2.2	2.1	-	0.9	2.7	2.0	0.9	1.4	2.7	0.2	-	2.5	8.4	5.8
4. 6-9	0.5	0.7	0.1	0.5	0.8	0.6	0.7	0.5	0.3	0.4	0.2	-	0.3	0.3	2.2	7.6
5. 10-19	0.5	0.5	0.4	0.5	-	0.8	-	0.5	0.8	0.4	0.4	0.1	0.1	-	1.7	7.4
6. 20-39	0.3	0.4	0.3	0.4	-	0.2	0.5	0.3	0.3	0.3	0.3	-	-	-	1.0	10.9
7. 40 or more	0.9	1.0	0.5	0.6	-	0.9	0.6	1.1	0.9	0.7	0.2	0.1	0.1	0.8	3.4	12.9
<i>Item 21280 Subject A01a</i>	<i>N</i> 2425	1120	1181	1607	253	506	637	837	445	1794	432	1200	558	205	389	37
B048B: . . . during the last 12 months?																
1. 0 occasions	95.0	95.7	94.8	95.0	98.8	95.4	95.8	93.4	96.6	95.8	93.8	99.2	98.3	94.1	82.1	46.6
2. 1-2	3.0	1.9	3.7	3.0	0.3	3.2	3.0	3.9	0.9	2.4	4.7	0.6	1.5	3.1	10.9	20.7
3. 3-5	0.7	0.6	0.8	0.8	0.4	-	0.7	0.8	1.5	0.5	0.3	-	-	2.0	3.5	-
4. 6-9	0.4	0.6	0.1	0.4	0.5	0.5	0.1	0.7	-	0.4	0.3	-	0.1	-	1.0	11.2
5. 10-19	0.5	0.6	0.3	0.3	-	0.7	0.4	0.5	0.5	0.4	0.6	0.1	-	-	1.5	14.7
6. 20-39	0.3	0.4	0.2	0.4	-	0.3	0.1	0.3	0.5	0.3	0.2	-	0.1	0.8	1.0	2.5
7. 40 or more	0.1	0.1	0.1	0.1	-	-	-	0.4	-	0.2	-	0.1	-	-	-	4.4
<i>Item 21290 Subject A01b</i>	<i>N</i> 2426	1121	1181	1610	253	508	635	837	446	1796	433	1202	559	206	387	37
B048C: . . . during the last 30 days?																
1. 0 occasions	97.5	97.3	97.9	97.7	98.8	97.8	98.8	95.9	98.3	97.9	97.5	99.7	99.8	96.5	92.0	55.3
2. 1-2	1.5	1.2	1.7	1.5	0.7	1.0	0.9	2.4	1.2	1.2	1.3	0.2	-	2.4	5.7	17.1
3. 3-5	0.3	0.5	0.2	0.1	0.5	0.2	-	0.7	0.3	0.4	0.3	-	-	0.3	0.9	9.3
4. 6-9	0.3	0.5	0.1	0.3	-	0.9	-	0.5	-	0.2	0.6	-	0.1	-	0.6	14.0
5. 10-19	0.1	0.2	-	0.1	-	-	0.1	0.2	-	0.1	-	-	-	0.8	0.2	-
6. 20-39	0.2	0.1	0.2	0.2	-	0.2	0.1	0.2	0.2	0.2	0.2	0.1	0.1	-	0.5	-
7. 40 or more	0.1	0.1	-	-	-	-	-	0.2	-	0.1	-	-	-	-	-	4.4
<i>Item 21300 Subject A01c</i>	<i>N</i> 2423	1117	1182	1606	253	505	635	837	446	1795	433	1200	558	206	386	37
The next questions are about AMPHETAMINES, which doctors have prescribed to help people lose weight or to give people more energy. Drugstores are not supposed to sell them without a prescription from a doctor.																
Amphetamines are sometimes called: uppers, ups, speed, bennies, dexies, pep pills, diet pills, meth or crystal meth. They include the following drugs: Benzedrine, Dexedrine, Methedrine, Ritalin, Preludin, Dexamyl, Methamphetamine.																
IN YOUR ANSWERS ABOUT AMPHETAMINES, DO NOT INCLUDE ANY NON-PRESCRIPTION OR OVER-THE-COUNTER DRUGS.																

DESCRIPTIVE RESULTS: 2004

69

QUESTIONNAIRE FORM 1 2004	TOTAL	SEX		RACE		REGION				COLLEGE PLANS?		ILLICIT DRUG USE: LIFETIME				
		M	F	White	Black	NE	NC	S	W	Yes	No	None	Mari- juana Only	Few Pills	More Pills	Any Her- oin
<i>N (Weighted No. of Cases):</i>	2567	1152	1206	1638	263	548	673	875	471	1834	445	1230	583	210	403	38
<i>% of Weighted Total:</i>	100.0	44.9	47.0	63.8	10.3	21.4	26.2	34.1	18.3	71.4	17.4	47.9	22.7	8.2	15.7	1.5
B049: Have you ever taken amphetamines because a doctor told you to use them?																
1. No	92.9	91.4	94.8	92.7	95.6	91.9	92.7	92.8	94.3	94.1	89.9	97.3	93.4	89.8	82.7	60.1
2. Yes, but I had already tried them on my own	2.3	2.2	1.7	2.2	0.5	3.4	2.5	2.1	1.3	1.6	2.7	-	0.5	1.4	10.1	27.3
3. Yes, and it was the first time I took any	4.8	6.4	3.5	5.1	3.9	4.7	4.8	5.1	4.5	4.3	7.4	2.7	6.2	8.8	7.1	12.6
<i>Item 2790 Subject A01j</i>	<i>N</i> 2431	1119	1186	1613	250	509	641	836	446	1806	430	1204	556	208	390	37
B050: On how many occasions (if any) have you taken amphetamines on your own—that is, without a doctor telling you to take them . . .																
B050A: . . . in your lifetime?																
1. 0 occasions	87.3	89.1	86.7	85.9	96.9	88.1	86.1	87.0	88.8	89.0	84.6	100.0	100.0	74.8	42.2	25.1
2. 1-2	3.5	2.9	4.0	3.7	0.4	4.1	3.5	3.4	3.3	3.2	4.4	-	-	25.2	7.4	13.8
3. 3-5	2.3	1.8	2.6	3.0	-	0.8	4.1	1.7	2.5	1.9	3.9	-	-	-	13.5	7.5
4. 6-9	1.9	1.7	1.8	2.1	1.2	1.6	1.6	2.5	1.5	1.8	1.4	-	-	-	11.0	9.3
5. 10-19	1.6	1.4	1.7	1.9	0.8	1.8	2.0	1.6	1.0	1.1	2.4	-	-	-	8.7	13.8
6. 20-39	1.1	1.0	1.2	1.3	0.4	1.0	1.1	1.4	0.8	0.9	1.6	-	-	-	5.9	11.6
7. 40 or more	2.1	2.0	2.1	2.1	0.3	2.6	1.6	2.3	2.0	2.1	1.7	-	-	-	11.3	18.9
<i>Item 980 Subject A01a</i>	<i>N</i> 2414	1112	1176	1605	249	504	639	826	445	1790	428	1202	544	203	392	37
B050B: . . . during the last 12 months?																
1. 0 occasions	91.0	91.9	90.9	90.1	97.6	91.6	91.4	90.0	91.6	92.0	90.4	100.0	100.0	93.2	54.2	35.4
2. 1-2	2.9	2.2	3.4	3.0	0.3	2.6	3.4	2.8	2.7	2.7	3.5	-	-	6.8	12.5	19.4
3. 3-5	1.9	2.4	1.4	2.4	-	1.3	2.6	1.5	2.5	1.4	3.1	-	-	-	10.6	14.9
4. 6-9	1.8	1.7	1.7	1.8	1.7	1.3	1.1	2.8	1.6	1.6	1.5	-	-	-	9.9	12.4
5. 10-19	0.8	0.5	1.1	0.9	0.4	0.9	1.1	0.5	0.8	0.7	0.6	-	-	-	4.6	3.0
6. 20-39	0.9	0.6	1.0	0.9	-	0.9	0.1	1.8	0.2	1.0	0.3	-	-	-	4.0	12.7
7. 40 or more	0.7	0.7	0.5	0.7	-	1.5	0.4	0.6	0.5	0.6	0.6	-	-	-	4.2	2.2
<i>Item 990 Subject A01b</i>	<i>N</i> 2415	1112	1176	1605	249	504	637	828	446	1791	427	1203	545	203	391	37
B050C: . . . during the last 30 days?																
1. 0 occasions	95.7	95.7	96.4	95.3	97.9	94.1	97.0	94.8	97.5	96.2	96.9	100.0	100.0	97.9	78.7	57.3
2. 1-2	1.9	2.4	1.1	2.1	-	2.8	2.4	1.6	0.9	1.6	1.9	-	-	2.1	9.2	18.4
3. 3-5	0.9	0.6	1.1	1.0	0.9	0.9	0.2	1.6	0.5	0.9	0.6	-	-	-	4.2	15.5
4. 6-9	0.6	0.7	0.6	0.7	1.2	0.6	0.1	0.9	0.9	0.4	0.4	-	-	-	3.4	4.1
5. 10-19	0.3	0.4	0.1	0.4	-	0.4	0.1	0.5	-	0.3	-	-	-	-	1.3	4.6
6. 20-39	0.4	0.1	0.6	0.4	-	1.2	0.1	0.5	-	0.5	-	-	-	-	2.7	-
7. 40 or more	0.1	0.1	0.1	0.1	-	-	-	0.1	0.2	*	0.2	-	-	-	0.5	-
<i>Item 1000 Subject A01c</i>	<i>N</i> 2412	1111	1176	1602	249	504	635	827	445	1789	427	1202	545	203	388	37
IF YOU HAVE NOT TAKEN AMPHETAMINES IN THE LAST TWELVE MONTHS, GO TO Q.B059.																
THE FOLLOWING QUESTIONS REFER ONLY TO TAKING AMPHETAMINES WITHOUT A DOCTOR'S ORDERS. IF YOU HAVE NOT DONE THIS IN THE LAST TWELVE MONTHS, GO TO Q.B059.																
B051: When you used amphetamines during the last year, how often did you use them in each of the following situations?																
B051A: When you were alone																
1. Not at all	48.1	53.8	41.9	49.3	44.7	42.4	54.1	44.6	53.8	47.7	45.3	-	-	67.8	49.9	26.5
2. A few of the times	22.3	23.6	21.8	21.6	-	21.5	16.3	21.7	32.5	19.5	34.9	-	-	10.0	22.5	26.5
3. Some of the times	7.8	12.4	3.4	9.0	16.0	8.0	10.1	9.8	-	6.1	12.7	-	-	-	6.6	20.2
4. Most of the times	9.5	4.8	11.9	7.8	-	13.3	3.5	11.4	9.7	10.1	5.7	-	-	11.1	8.9	13.7
5. Every time	12.3	5.4	21.0	12.3	39.3	14.8	15.9	12.4	4.1	16.6	1.3	-	-	11.1	12.3	13.2
<i>Item 2800 Subject A05a</i>	<i>N†</i> 208	90	99	153	6	41	51	79	37	138	38	-	-	11	173	24

*=less than .05 percent. †=excludes respondents for whom question was inappropriate.

MONITORING THE FUTURE

QUESTIONNAIRE FORM 1 2004	TOTAL	SEX		RACE		REGION				COLLEGE PLANS?		ILLCIT DRUG USE: LIFETIME					
		M	F	White	Black	NE	NC	S	W	Yes	No	None	Mari- juana Only	Few Pills	More Pills	Any Her- oin	
<i>N (Weighted No. of Cases):</i>	2567	1152	1206	1638	263	548	673	875	471	1834	445	1230	583	210	403	38	
<i>% of Weighted Total:</i>	100.0	44.9	47.0	63.8	10.3	21.4	26.2	34.1	18.3	71.4	17.4	47.9	22.7	8.2	15.7	1.5	
B051B: With just 1 or 2 other people																	
1. Not at all	27.0	15.1	33.8	22.7	84.0	34.3	25.3	29.0	16.9	26.4	17.7	-	-	48.3	26.0	24.6	
2. A few of the times	35.8	38.8	34.1	38.0	-	33.1	44.9	31.9	34.9	37.1	41.4	-	-	45.8	38.1	15.0	
3. Some of the times	16.8	23.4	12.1	16.6	16.0	19.2	8.7	16.4	26.0	13.8	25.6	-	-	-	14.6	40.0	
4. Most of the times	10.0	8.2	12.3	10.7	-	5.4	15.9	7.7	12.1	10.8	12.3	-	-	-	11.0	8.1	
5. Every time	10.3	14.5	7.6	12.1	-	7.9	5.2	14.9	10.1	11.9	3.0	-	-	5.8	10.3	12.2	
<i>Item 2810 Subject A05b</i>	<i>N†</i>	208	89	99	153	6	41	51	79	37	137	38	-	-	11	173	24
B051C: At a party																	
1. Not at all	51.8	40.3	60.7	52.8	84.0	54.5	48.8	55.2	45.5	51.1	56.4	-	-	79.2	52.1	37.0	
2. A few of the times	21.0	28.1	16.7	21.4	-	8.9	19.0	26.4	25.7	22.9	26.7	-	-	20.8	20.1	27.1	
3. Some of the times	11.7	16.2	7.9	13.3	16.0	15.3	5.9	9.5	20.5	12.6	5.7	-	-	-	11.2	20.8	
4. Most of the times	7.4	3.8	9.7	6.3	-	8.5	15.0	4.7	1.3	7.4	5.0	-	-	-	7.8	8.0	
5. Every time	8.2	11.5	5.0	6.1	-	12.8	11.2	4.3	6.9	6.0	6.1	-	-	-	8.8	7.1	
<i>Item 2820 Subject A05c</i>	<i>N†</i>	207	89	99	153	6	41	51	78	37	137	38	-	-	11	172	24
B051D: When your date or spouse was present																	
1. Not at all	71.5	74.2	69.6	73.7	51.1	77.3	76.3	62.6	77.4	75.1	71.6	-	-	94.2	71.7	59.6	
2. A few of the times	12.3	9.2	15.4	9.2	48.9	8.6	14.0	15.1	8.3	11.0	13.0	-	-	5.8	12.7	12.4	
3. Some of the times	9.4	13.3	3.8	9.2	-	11.6	6.2	11.3	7.6	6.7	11.7	-	-	-	8.3	22.0	
4. Most of the times	3.2	-	6.8	4.4	-	2.5	-	5.6	3.5	4.7	0.6	-	-	-	3.1	5.9	
5. Every time	3.5	3.3	4.3	3.6	-	-	3.6	5.5	3.1	2.4	3.0	-	-	-	4.2	-	
<i>Item 2830 Subject A05b</i>	<i>N†</i>	207	89	99	153	6	41	51	78	37	137	38	-	-	11	172	24
B051E: When people over age 30 were present																	
1. Not at all	63.3	65.0	66.3	64.0	67.1	74.1	70.9	52.0	64.7	62.8	76.3	-	-	73.4	63.3	58.6	
2. A few of the times	19.5	19.6	15.3	18.2	-	15.3	19.4	22.0	18.9	20.1	15.8	-	-	5.8	20.2	20.9	
3. Some of the times	7.2	4.3	8.3	7.9	-	7.7	4.4	8.3	8.2	6.9	-	-	-	-	6.6	15.4	
4. Most of the times	6.8	8.4	5.6	6.6	32.9	3.0	1.7	11.3	8.2	6.6	7.9	-	-	20.8	6.1	5.2	
5. Every time	3.3	2.7	4.4	3.3	-	-	3.6	6.4	-	3.6	-	-	-	-	4.0	-	
<i>Item 2840 Subject A05b</i>	<i>N†</i>	206	89	99	152	6	41	50	78	37	137	38	-	-	11	171	24
B051F: During the daytime (before 4:00 p.m.)																	
1. Not at all	32.0	35.0	27.3	31.5	-	35.3	47.0	25.3	21.9	32.0	30.5	-	-	38.2	33.0	22.3	
2. A few of the times	20.2	25.1	17.4	20.5	44.7	11.5	16.2	22.8	30.1	15.5	39.2	-	-	30.0	19.1	23.3	
3. Some of the times	16.6	21.0	13.4	15.2	16.0	15.9	4.9	16.4	34.0	16.9	12.3	-	-	-	15.3	33.5	
4. Most of the times	14.9	8.3	20.5	16.4	-	12.1	17.4	20.6	2.5	18.7	4.0	-	-	20.8	15.2	10.5	
5. Every time	16.2	10.6	21.4	16.3	39.3	25.1	14.5	14.9	11.5	16.9	14.0	-	-	11.1	17.4	10.3	
<i>Item 2850 Subject A05c</i>	<i>N†</i>	207	89	99	153	6	41	51	78	37	137	38	-	-	11	172	24
B051G: At your home (or apartment or dorm)																	
1. Not at all	33.0	41.2	26.9	34.9	11.8	33.0	43.5	30.1	24.5	32.3	32.6	-	-	67.8	33.4	14.2	
2. A few of the times	22.0	22.5	19.1	20.8	-	7.2	21.4	21.1	42.1	19.0	33.4	-	-	10.0	22.0	27.7	
3. Some of the times	13.1	17.1	10.3	12.2	16.0	15.5	8.9	14.8	12.5	12.4	13.8	-	-	-	12.2	25.3	
4. Most of the times	13.9	8.1	19.3	16.7	-	24.2	10.5	10.8	14.0	16.7	9.1	-	-	-	15.3	10.5	
5. Every time	18.0	11.1	24.4	15.3	72.1	20.1	15.7	23.3	6.9	19.7	11.0	-	-	22.2	17.1	22.2	
<i>Item 2860 Subject A05c</i>	<i>N†</i>	206	89	99	153	6	41	51	78	35	137	38	-	-	11	171	24
B051H: At school																	
1. Not at all	45.2	38.7	50.9	47.7	11.8	34.7	49.8	56.3	26.7	46.4	48.1	-	-	60.3	43.4	50.6	
2. A few of the times	24.5	27.8	23.7	23.7	32.9	11.5	33.6	18.7	38.8	23.1	37.0	-	-	39.7	24.4	18.2	
3. Some of the times	11.5	12.6	11.8	12.4	16.0	26.4	1.0	8.9	14.7	11.4	10.8	-	-	-	10.3	25.3	
4. Most of the times	12.2	13.1	9.7	11.8	-	14.2	8.9	11.1	17.0	13.3	1.3	-	-	-	13.9	5.9	
5. Every time	6.7	7.9	4.0	4.5	39.3	13.2	6.7	4.9	2.9	5.9	2.7	-	-	-	8.0	-	
<i>Item 2880 Subject A05c</i>	<i>N†</i>	207	89	99	153	6	41	51	78	37	137	38	-	-	11	172	24
B051I: In a car																	
1. Not at all	51.4	50.9	54.3	51.1	88.2	67.8	52.5	47.1	39.5	49.3	55.7	-	-	64.8	52.2	39.5	
2. A few of the times	30.6	31.7	29.5	33.1	11.8	12.2	39.5	29.9	40.9	32.9	36.2	-	-	35.2	30.6	28.3	
3. Some of the times	9.2	10.4	7.8	8.7	-	12.1	1.8	12.0	10.7	9.7	3.3	-	-	-	8.4	19.2	
4. Most of the times	4.8	1.9	7.0	4.3	-	3.0	2.6	6.8	5.9	5.7	1.9	-	-	-	5.0	5.9	
5. Every time	4.0	5.1	1.5	2.8	-	4.9	3.6	4.2	3.0	2.4	2.8	-	-	-	3.8	7.1	
<i>Item 2890 Subject A05c</i>	<i>N†</i>	200	89	95	149	6	41	51	74	34	133	37	-	-	11	165	24

†=excludes respondents for whom question was inappropriate.

DESCRIPTIVE RESULTS: 2004

71

QUESTIONNAIRE FORM 1 2004	TOTAL	SEX		RACE		REGION				COLLEGE PLANS?		ILLCIT DRUG USE: LIFETIME				
		M	F	White	Black	NE	NC	S	W	Yes	No	None	Mari- juana Only	Few Pills	More Pills	Any Her- oin
<i>N (Weighted No. of Cases):</i> <i>% of Weighted Total:</i>	2567 100.0	1152 44.9	1206 47.0	1638 63.8	263 10.3	548 21.4	673 26.2	875 34.1	471 18.3	1834 71.4	445 17.4	1230 47.9	583 22.7	210 8.2	403 15.7	38 1.5
B052: How many of the times when you used amphetamines during the last year did you use them along with each of the following drugs—that is, so that their effects overlapped?																
B052A: With alcohol																
1. Not at all	50.2	46.6	56.1	53.6	84.0	41.9	43.2	59.8	48.4	53.9	48.7	-	-	75.8	50.0	40.0
2. A few of the times	23.2	20.4	24.8	21.8	-	18.7	30.8	19.5	26.0	22.8	29.7	-	-	24.2	22.7	26.9
3. Some of the times	13.8	19.1	11.0	13.3	16.0	19.4	8.6	11.1	20.4	13.6	17.0	-	-	-	13.6	21.4
4. Most of the times	5.2	3.4	3.9	4.6	-	7.8	5.3	5.1	2.0	5.2	1.4	-	-	-	4.6	11.7
5. Every time	7.6	10.5	4.2	6.6	-	12.2	12.0	4.5	3.2	4.5	3.2	-	-	-	9.2	-
<i>Item 2900 Subject A01h</i>	<i>N†</i> 204	89	98	150	6	40	50	78	36	138	36	-	-	11	168	24
B052B: With marijuana																
1. Not at all	49.4	39.1	61.0	50.5	84.0	48.7	47.4	50.0	51.8	50.6	49.5	-	-	88.9	47.3	46.3
2. A few of the times	19.5	19.3	21.5	23.3	-	5.9	26.8	20.3	22.9	20.1	29.5	-	-	11.1	20.3	18.1
3. Some of the times	16.1	23.5	9.4	15.6	-	24.9	7.0	18.0	15.0	17.8	13.2	-	-	-	16.1	23.5
4. Most of the times	7.6	7.0	4.3	5.4	16.0	8.1	8.8	6.5	7.4	5.5	1.9	-	-	-	8.1	7.3
5. Every time	7.4	11.1	3.8	5.2	-	12.4	10.0	5.3	2.9	6.0	5.9	-	-	-	8.2	4.8
<i>Item 2910 Subject A01h</i>	<i>N†</i> 204	88	99	151	6	40	50	78	37	138	38	-	-	11	169	23
B052C: With LSD																
1. Not at all	94.1	89.4	98.7	95.3	84.0	93.9	98.4	92.7	91.6	95.3	93.6	-	-	100.0	97.1	71.1
2. A few of the times	1.5	1.2	1.3	0.7	-	-	-	-	8.4	0.9	2.9	-	-	-	1.4	2.5
3. Some of the times	2.5	5.9	-	2.8	16.0	2.9	-	5.1	-	2.5	-	-	-	-	1.0	14.0
4. Most of the times	1.9	3.4	-	1.2	-	3.2	1.6	2.2	-	1.3	3.5	-	-	-	0.5	12.3
5. Every time	-	-	-	-	-	-	-	-	-	-	-	-	-	-	-	-
<i>Item 2920 Subject A01h</i>	<i>N†</i> 201	86	98	148	6	39	49	78	35	135	36	-	-	11	166	24
B052D: With hallucinogens other than LSD																
1. Not at all	91.0	83.1	98.7	93.4	84.0	88.8	97.0	92.5	82.5	91.1	93.6	-	-	100.0	93.3	71.1
2. A few of the times	4.4	7.4	1.3	1.9	16.0	5.1	1.1	2.3	12.4	5.0	-	-	-	-	5.0	2.5
3. Some of the times	2.1	4.9	-	2.8	-	2.9	-	3.0	2.1	2.6	-	-	-	-	0.5	14.0
4. Most of the times	1.8	3.2	-	1.9	-	-	1.8	2.2	2.9	1.3	2.9	-	-	-	1.2	7.1
5. Every time	0.6	1.5	-	-	-	3.2	-	-	-	-	3.5	-	-	-	-	5.2
<i>Item 2930 Subject A01h</i>	<i>N†</i> 195	85	95	146	6	39	44	77	35	132	36	-	-	11	160	24
B053: What have been the most important reasons for your taking amphetamines without a doctor's orders? (Mark all that apply.)																
A. To experiment—to see what it's like	52.8	48.5	53.8	52.4	11.8	56.4	64.2	46.7	46.7	51.2	56.5	-	-	43.4	53.5	51.9
B. To relax or relieve tension	27.7	26.7	23.1	22.9	11.8	26.2	29.8	26.8	28.6	23.6	36.9	-	-	15.5	25.2	50.7
C. To feel good or get high	49.1	54.2	42.3	52.8	11.8	35.4	54.7	49.9	55.4	48.7	52.6	-	-	25.9	50.7	48.3
D. To seek deeper insights and understanding	16.3	24.8	6.7	16.9	-	11.8	22.2	14.6	17.1	11.6	31.2	-	-	-	16.5	21.7
E. To have a good time with my friends	28.1	32.9	20.1	31.1	-	27.3	37.1	23.8	26.4	28.0	28.5	-	-	14.0	28.6	31.1
F. To fit in with a group I like	6.5	1.9	7.9	5.1	16.0	-	13.8	6.8	3.2	5.7	4.7	-	-	-	7.4	2.8
G. To get away from my problems or troubles	12.2	7.9	11.7	9.1	11.8	8.1	14.4	12.3	13.7	10.9	11.1	-	-	11.9	9.1	34.0
H. Because of boredom, nothing else to do	22.0	24.4	17.8	22.3	11.8	20.6	32.3	14.1	26.8	23.7	14.9	-	-	14.0	23.3	16.3
I. Because of anger or frustration	8.2	5.7	7.2	4.2	11.8	5.1	5.4	10.4	10.9	5.9	12.4	-	-	11.9	5.5	25.5
J. To get through the day	19.6	17.6	19.2	17.8	11.8	16.6	20.0	15.1	32.4	21.4	14.5	-	-	22.2	20.6	12.0
K. To increase the effects of some other drug(s)	10.6	14.9	3.8	9.4	-	16.6	11.7	6.9	10.1	8.2	17.1	-	-	-	8.3	30.6
L. To decrease (offset) the effects of some other drug(s)	2.9	-	2.2	0.6	-	-	7.3	-	6.8	1.6	2.9	-	-	-	3.5	-
M. To stay awake	45.1	45.5	43.1	46.1	-	41.7	54.3	41.2	45.3	44.1	52.8	-	-	22.2	46.7	44.2
N. To get more energy	58.3	53.9	61.5	59.0	32.9	57.4	71.0	49.7	60.9	60.7	57.1	-	-	44.8	58.9	60.5
O. To help me lose weight	28.2	5.0	44.0	27.4	39.3	36.2	31.5	24.8	22.0	31.7	14.5	-	-	34.4	29.1	18.8
P. Because I am "hooked"—I feel I have to have them	4.7	-	5.0	2.4	-	2.0	8.1	3.0	6.8	3.2	2.9	-	-	-	5.7	-
<i>Item 2940-3090 Subject A06a</i>	<i>N†</i> 201	87	98	150	6	40	48	77	35	136	39	-	-	10	167	24

†=excludes respondents for whom question was inappropriate.

MONITORING THE FUTURE

QUESTIONNAIRE FORM 1 2004	TOTAL	SEX		RACE		REGION				COLLEGE PLANS?		ILLCIT DRUG USE: LIFETIME					
		M	F	White	Black	NE	NC	S	W	Yes	No	None	Mari- juana Only	Few Pills	More Pills	Any Her- oin	
<i>N (Weighted No. of Cases):</i>	2567	1152	1206	1638	263	548	673	875	471	1834	445	1230	583	210	403	38	
<i>% of Weighted Total:</i>	100.0	44.9	47.0	63.8	10.3	21.4	26.2	34.1	18.3	71.4	17.4	47.9	22.7	8.2	15.7	1.5	
B054: When you take amphetamines, how high do you usually get?																	
1. Not at all high	13.1	2.8	22.9	11.7	72.1	9.4	12.1	20.9	3.1	14.5	6.6	-	-	11.1	13.8	9.9	
2. A little high	30.1	35.2	26.6	33.2	16.0	23.9	41.6	23.1	35.0	28.5	43.4	-	-	27.5	30.5	27.8	
3. Moderately high	25.1	28.0	23.7	25.7	11.8	21.4	29.1	24.8	24.6	22.9	27.8	-	-	20.8	26.5	17.6	
4. Very high	13.4	19.0	6.6	11.5	-	15.3	8.7	9.3	26.0	13.1	13.8	-	-	13.1	12.0	23.0	
5. I don't take them to get high	18.2	15.0	20.3	17.8	-	29.9	8.4	21.9	11.3	20.9	8.4	-	-	27.6	17.1	21.6	
<i>Item 3100 Subject A01e</i>	<i>N†</i>	202	87	97	148	6	41	50	74	37	134	39	-	-	11	167	24
B055: When you take amphetamines, how long do you usually stay high?																	
1. Usually don't get high	28.6	18.5	38.7	25.9	72.1	37.2	17.0	40.0	10.5	32.1	19.2	-	-	56.1	26.5	31.0	
2. One to two hours	22.0	26.6	17.6	22.2	16.0	32.2	31.7	11.3	20.4	19.5	26.3	-	-	29.9	22.2	17.3	
3. Three to six hours	27.3	26.3	28.7	31.0	-	17.6	25.6	28.6	37.7	27.5	29.1	-	-	-	27.8	36.0	
4. Seven to 24 hours	21.2	27.8	14.2	19.8	11.8	13.0	25.6	18.9	29.3	19.8	25.5	-	-	14.0	22.5	15.7	
5. More than 24 hours	0.8	0.9	0.9	1.1	-	-	-	1.1	2.1	1.2	-	-	-	-	0.9	-	
<i>Item 3110 Subject A01f</i>	<i>N†</i>	204	89	98	151	6	40	49	77	37	136	38	-	-	10	169	24
B056: What amphetamines have you taken during the last year without a doctor's orders? (Mark all that apply.)																	
A. Benzedrine	9.8	15.3	6.1	4.5	32.9	11.7	2.9	12.8	11.2	9.9	5.2	-	-	-	6.5	36.2	
B. Dexedrine	16.3	21.1	13.3	13.7	-	8.6	15.7	20.9	15.0	14.2	27.5	-	-	-	14.7	34.6	
C. Methedrine	4.9	4.9	3.8	4.8	16.0	-	10.4	4.9	2.0	2.6	8.7	-	-	-	3.9	14.0	
D. Ritalin (Methylphenidate)	47.4	57.2	37.1	45.5	-	69.2	48.1	36.6	48.3	49.9	43.4	-	-	7.7	46.2	72.5	
E. Preludin	2.7	3.7	1.2	2.5	-	-	1.7	4.4	3.2	4.0	-	-	-	-	1.2	13.8	
F. Dexamyl	5.7	9.8	0.6	3.7	-	3.4	1.6	9.1	6.5	3.5	12.0	-	-	-	3.1	26.2	
G. Methamphetamine	18.3	23.8	11.5	18.0	-	14.7	21.1	18.7	17.4	14.9	27.8	-	-	14.0	15.7	37.8	
H. Crystal meth	24.0	31.3	19.0	22.2	-	16.5	18.7	27.3	31.8	22.9	25.5	-	-	-	22.0	48.2	
I. Other	41.5	39.7	37.4	39.1	11.8	63.2	34.6	37.6	38.1	42.4	38.6	-	-	49.5	40.4	45.6	
J. Don't know the names of some amphetamines I have used	34.7	22.7	46.2	32.2	51.1	37.2	33.1	37.8	27.7	37.6	29.8	-	-	28.8	31.4	58.9	
<i>Item 3120-3200 Subject A01l</i>	<i>N†</i>	195	88	94	147	6	35	49	76	35	132	38	-	-	10	161	24
B057: What methods have you used for taking amphetamines during the last year? (Mark all that apply.)																	
A. By mouth	89.0	86.2	90.7	87.2	84.0	94.4	81.1	91.9	88.3	93.4	78.9	-	-	100.0	88.1	90.3	
B. Smoking	18.6	25.1	10.4	18.0	-	16.5	16.7	20.2	20.0	15.6	21.8	-	-	-	15.3	49.5	
C. Injection	4.8	9.1	-	2.3	-	8.7	1.6	6.4	1.7	4.6	5.0	-	-	-	1.7	28.1	
D. Other	26.2	28.3	23.2	27.1	16.0	26.4	32.1	16.4	39.0	25.4	31.5	-	-	-	29.7	14.0	
<i>Item 3210-3230 Subject A05d</i>	<i>N†</i>	200	89	96	151	6	36	50	77	37	135	38	-	-	10	166	24
B058: Have you ever tried to stop using amphetamines and found that you couldn't stop?																	
1. Yes	4.0	1.9	5.8	4.4	-	2.2	3.6	5.7	2.9	3.4	7.0	-	-	-	4.5	2.8	
2. No	96.0	98.1	94.2	95.6	100.0	97.8	96.4	94.3	97.1	96.6	93.0	-	-	100.0	95.5	97.2	
<i>Item 3240 Subject A01i</i>	<i>N†</i>	201	89	96	151	6	36	50	77	37	135	39	-	-	10	166	24
B059: Do you think you will be using amphetamines without a doctor's orders five years from now?																	
1. I definitely will	0.9	1.1	0.5	0.7	2.1	0.5	0.9	1.0	1.2	0.6	1.5	0.5	0.6	-	2.2	10.6	
2. I probably will	3.4	3.5	2.6	3.3	3.0	4.1	2.3	4.0	2.8	2.8	3.5	0.6	0.7	5.6	13.5	14.5	
3. I probably will not	17.1	16.3	17.4	18.9	6.3	21.4	17.7	14.2	17.0	16.2	22.0	9.9	14.9	28.2	34.4	52.9	
4. I definitely will not	78.6	79.1	79.5	77.1	88.5	74.0	79.0	80.8	79.0	80.5	73.0	89.0	83.8	66.2	49.9	21.9	
<i>Item 3250 Subject A04a</i>	<i>N</i>	2324	1072	1148	1555	233	474	610	802	437	1742	415	1178	511	196	362	37
The next questions are about QUAALUDES (Methaqualone).																	
Quaaludes are sometimes called: soapers, quads, ludes.																	
B060: On how many occasions (if any) have you taken quaaludes on your own— that is, without a doctor telling you to take them . . .																	

†=excludes respondents for whom question was inappropriate.

DESCRIPTIVE RESULTS: 2004

73

QUESTIONNAIRE FORM 1 2004	TOTAL	SEX		RACE		REGION				COLLEGE PLANS?		ILLICIT DRUG USE: LIFETIME					
		M	F	White	Black	NE	NC	S	W	Yes	No	None	Mari- juana Only	Few Pills	More Pills	Any Her- oin	
<i>N (Weighted No. of Cases):</i>	2567	1152	1206	1638	263	548	673	875	471	1834	445	1230	583	210	403	38	
<i>% of Weighted Total:</i>	100.0	44.9	47.0	63.8	10.3	21.4	26.2	34.1	18.3	71.4	17.4	47.9	22.7	8.2	15.7	1.5	
B060A: . . . in your lifetime?																	
1. 0 occasions	98.7	98.2	99.2	98.8	99.6	98.4	98.9	98.6	99.0	99.1	98.3	100.0	100.0	98.1	96.7	62.4	
2. 1-2	0.4	0.4	0.4	0.5	-	0.5	0.6	0.2	0.2	0.3	0.9	-	-	1.9	0.5	9.0	
3. 3-5	0.4	0.5	0.2	0.3	0.4	0.8	-	0.4	0.4	0.2	0.4	-	-	-	1.1	11.6	
4. 6-9	0.2	0.3	0.1	0.1	-	-	0.1	0.4	0.2	0.2	0.2	-	-	-	0.4	9.6	
5. 10-19	0.1	0.1	0.1	0.1	-	0.1	0.1	0.1	0.2	0.1	0.2	-	-	-	0.7	-	
6. 20-39	*	0.1	-	0.1	-	0.2	-	-	-	0.1	-	-	-	-	-	2.9	
7. 40 or more	0.2	0.4	-	0.1	-	-	0.3	0.3	-	0.1	-	-	-	-	0.7	4.4	
<i>Item 1010 Subject A01a</i>	<i>N</i>	<i>2401</i>	<i>1116</i>	<i>1178</i>	<i>1603</i>	<i>247</i>	<i>499</i>	<i>633</i>	<i>825</i>	<i>445</i>	<i>1794</i>	<i>432</i>	<i>1195</i>	<i>544</i>	<i>206</i>	<i>381</i>	<i>38</i>
B060B: . . . during the last 12 months?																	
1. 0 occasions	99.2	98.7	99.7	99.3	99.6	99.1	99.3	99.1	99.5	99.6	98.6	100.0	100.0	99.7	97.9	72.6	
2. 1-2	0.2	0.5	-	0.2	0.4	0.2	0.2	0.4	0.1	-	0.7	-	-	0.3	0.4	9.8	
3. 3-5	0.2	0.2	0.2	0.1	-	0.5	-	0.1	0.2	0.1	0.5	-	-	-	0.4	6.4	
4. 6-9	0.2	0.3	0.1	0.2	-	0.2	0.1	0.3	0.2	0.2	0.2	-	-	-	0.5	6.8	
5. 10-19	*	*	-	*	-	0.1	0.1	-	-	*	-	-	-	-	0.3	-	
6. 20-39	0.1	0.2	-	0.1	-	-	-	0.2	-	0.1	-	-	-	-	-	4.4	
7. 40 or more	0.1	0.2	-	-	-	-	0.3	-	-	-	-	-	-	-	0.5	-	
<i>Item 1020 Subject A01b</i>	<i>N</i>	<i>2401</i>	<i>1116</i>	<i>1178</i>	<i>1603</i>	<i>247</i>	<i>499</i>	<i>633</i>	<i>825</i>	<i>445</i>	<i>1794</i>	<i>432</i>	<i>1195</i>	<i>544</i>	<i>206</i>	<i>381</i>	<i>38</i>
B060C: . . . during the last 30 days?																	
1. 0 occasions	99.5	99.2	99.8	99.6	99.6	99.2	99.6	99.4	99.8	99.7	99.3	100.0	100.0	100.0	99.1	78.0	
2. 1-2	0.3	0.5	0.1	0.2	0.4	0.5	0.1	0.2	0.2	0.1	0.7	-	-	-	0.5	10.4	
3. 3-5	0.1	-	0.1	-	-	0.2	-	-	-	0.1	-	-	-	-	-	3.1	
4. 6-9	0.1	0.1	0.1	0.1	-	-	0.1	0.2	-	0.1	-	-	-	-	0.2	4.0	
5. 10-19	*	-	-	-	-	-	0.1	-	-	-	-	-	-	-	0.2	-	
6. 20-39	0.1	0.2	-	0.1	-	-	-	0.2	-	0.1	-	-	-	-	-	4.4	
7. 40 or more	-	-	-	-	-	-	-	-	-	-	-	-	-	-	-	-	
<i>Item 1030 Subject A01c</i>	<i>N</i>	<i>2401</i>	<i>1116</i>	<i>1178</i>	<i>1603</i>	<i>247</i>	<i>499</i>	<i>633</i>	<i>825</i>	<i>445</i>	<i>1794</i>	<i>432</i>	<i>1195</i>	<i>544</i>	<i>206</i>	<i>381</i>	<i>38</i>
The next questions are about BARBITURATES, which doctors sometimes prescribe to help people relax or get to sleep. Drugstores are not supposed to sell them without a prescription.																	
Barbiturates are sometimes called: downs, downers, goofballs, yellows, reds, blues, rainbows. They include the following drugs: Phenobarbital, Seconal, Tuinal, Nembutal, Luminal, Desbutal, Amytal.																	
B061: Have you ever taken barbiturates because a doctor told you to use them?																	
1. No	96.7	96.4	97.4	96.4	99.4	96.9	98.2	95.8	95.8	96.6	97.4	98.9	99.0	95.1	89.2	72.0	
2. Yes, but I had already tried them on my own	1.2	1.7	0.5	0.9	0.3	0.8	0.3	1.6	2.2	0.9	1.3	-	-	1.0	4.4	28.0	
3. Yes, and it was the first time I took any	2.1	1.9	2.0	2.7	0.3	2.3	1.5	2.6	2.0	2.4	1.3	1.1	1.0	3.9	6.4	-	
<i>Item 3280 Subject A01j</i>	<i>N</i>	<i>2393</i>	<i>1117</i>	<i>1168</i>	<i>1601</i>	<i>245</i>	<i>496</i>	<i>629</i>	<i>829</i>	<i>439</i>	<i>1785</i>	<i>434</i>	<i>1187</i>	<i>546</i>	<i>206</i>	<i>380</i>	<i>37</i>
B062: On how many occasions (if any) have you taken barbiturates on your own— that is, without a doctor telling you to take them . . .																	
B062A: . . . in your lifetime?																	
1. 0 occasions	94.7	95.0	94.8	94.2	99.0	96.5	95.0	93.5	94.3	95.5	92.9	100.0	100.0	91.4	75.2	55.1	
2. 1-2	1.6	1.2	2.0	1.9	0.3	1.6	1.5	1.8	1.4	1.7	1.2	-	-	8.6	4.9	4.4	
3. 3-5	1.4	1.3	1.5	1.7	-	1.0	1.0	2.1	1.4	0.9	3.7	-	-	-	7.6	16.1	
4. 6-9	0.9	0.7	0.9	0.8	0.7	-	0.9	1.1	1.4	0.7	0.8	-	-	-	4.9	8.1	
5. 10-19	0.5	0.7	0.3	0.7	-	-	0.5	0.7	0.6	0.5	0.6	-	-	-	3.1	-	
6. 20-39	0.5	0.7	0.2	0.6	-	0.8	0.5	0.5	0.2	0.4	0.6	-	-	-	2.2	10.7	
7. 40 or more	0.4	0.4	0.2	0.1	-	0.2	0.6	0.3	0.7	0.2	0.2	-	-	-	2.2	5.8	
<i>Item 1040 Subject A01a</i>	<i>N</i>	<i>2405</i>	<i>1120</i>	<i>1177</i>	<i>1602</i>	<i>252</i>	<i>500</i>	<i>632</i>	<i>833</i>	<i>440</i>	<i>1793</i>	<i>435</i>	<i>1198</i>	<i>552</i>	<i>204</i>	<i>378</i>	<i>38</i>

*=less than .05 percent.

MONITORING THE FUTURE

QUESTIONNAIRE FORM 1 2004	TOTAL	SEX		RACE		REGION				COLLEGE PLANS?		ILLICIT DRUG USE: LIFETIME				
		M	F	White	Black	NE	NC	S	W	Yes	No	None	Mari- juana Only	Few Pills	More Pills	Any Her- oin
<i>N (Weighted No. of Cases):</i>	2567	1152	1206	1638	263	548	673	875	471	1834	445	1230	583	210	403	38
<i>% of Weighted Total:</i>	100.0	44.9	47.0	63.8	10.3	21.4	26.2	34.1	18.3	71.4	17.4	47.9	22.7	8.2	15.7	1.5
B062B: . . . during the last 12 months?																
1. 0 occasions	96.6	96.9	96.9	96.4	99.0	97.6	96.3	95.9	97.2	97.5	95.3	100.0	100.0	97.1	82.6	71.9
2. 1-2	1.4	0.9	1.7	1.6	0.6	1.0	1.8	1.8	0.7	1.0	2.2	-	-	2.9	6.3	13.4
3. 3-5	0.8	1.1	0.6	0.9	0.4	0.7	0.7	0.9	1.1	0.6	1.5	-	-	-	5.2	-
4. 6-9	0.4	0.5	0.3	0.4	-	0.5	0.1	0.6	0.3	0.3	0.4	-	-	-	1.5	10.2
5. 10-19	0.4	0.3	0.4	0.5	-	0.2	0.6	0.6	-	0.3	0.4	-	-	-	2.2	4.5
6. 20-39	0.1	0.1	-	0.1	-	0.1	-	0.2	-	0.1	-	-	-	-	0.6	-
7. 40 or more	0.3	0.2	0.2	*	-	-	0.5	-	0.7	0.1	0.2	-	-	-	1.7	-
<i>Item 1050 Subject A01b</i>	<i>N</i> 2406	1120	1178	1603	252	500	633	833	441	1795	435	1198	552	204	379	38
B062C: . . . during the last 30 days?																
1. 0 occasions	98.4	98.4	98.7	98.3	99.3	98.0	98.7	98.5	98.3	98.7	98.1	100.0	100.0	98.3	92.9	80.4
2. 1-2	1.0	1.2	0.8	1.0	0.7	1.8	0.6	0.6	1.4	0.8	1.3	-	-	1.7	4.3	11.1
3. 3-5	0.3	0.1	0.4	0.4	-	0.2	0.3	0.4	0.2	0.2	0.5	-	-	-	1.9	-
4. 6-9	0.2	0.3	0.1	0.3	-	-	0.1	0.4	*	0.2	-	-	-	-	0.3	8.6
5. 10-19	0.1	0.1	0.1	*	-	-	0.3	0.1	-	0.1	-	-	-	-	0.6	-
6. 20-39	-	-	-	-	-	-	-	-	-	-	-	-	-	-	-	-
7. 40 or more	-	-	-	-	-	-	-	-	-	-	-	-	-	-	-	-
<i>Item 1060 Subject A01c</i>	<i>N</i> 2408	1122	1177	1605	252	500	634	833	442	1795	435	1198	552	205	380	38
B063: Do you think you will be using barbiturates without a doctor's prescription five years from now?																
1. I definitely will	1.0	1.2	0.7	0.7	1.7	0.6	1.3	1.2	0.8	0.9	1.0	0.6	0.9	0.4	2.3	4.0
2. I probably will	1.2	1.1	1.1	1.1	1.0	1.3	1.0	1.1	1.5	0.9	1.6	0.1	1.0	1.2	4.3	8.5
3. I probably will not	12.9	12.9	12.9	14.0	5.1	12.7	12.4	12.5	14.7	12.5	14.5	7.9	10.7	25.8	24.2	27.6
4. I definitely will not	84.8	84.8	85.4	84.2	92.2	85.4	85.3	85.2	82.9	85.7	82.9	91.4	87.5	72.7	69.2	59.9
<i>Item 3720 Subject A04a</i>	<i>N</i> 2389	1107	1176	1593	244	498	626	827	438	1785	432	1198	536	204	377	38
The next questions are about TRANQUILIZERS, which doctors sometimes prescribe to calm people down, quiet their nerves, or relax their muscles.																
They include the following drugs: Librium, Valium, Xanax, Equanil, Meprobamate, Serax, Atarax, Tranxene, Vistaril.																
B064: Have you ever taken tranquilizers because a doctor told you to use them?																
1. No	94.2	93.7	94.8	93.9	98.6	93.9	96.6	92.1	95.1	94.3	94.4	98.2	96.4	85.6	85.2	72.7
2. Yes, but I had already tried them on my own	1.6	2.2	0.7	1.4	0.6	1.8	0.9	2.0	1.6	1.4	1.2	-	0.1	0.8	7.3	21.1
3. Yes, and it was the first time I took any	4.2	4.2	4.5	4.7	0.8	4.3	2.5	5.9	3.3	4.4	4.4	1.8	3.5	13.6	7.5	6.2
<i>Item 3730 Subject A01j</i>	<i>N</i> 2390	1108	1176	1605	242	495	633	821	442	1785	432	1191	544	205	382	38
B065: On how many occasions (if any) have you taken tranquilizers on your own— that is, without a doctor telling you to take them . . .																
B065A: . . . in your lifetime?																
1. 0 occasions	90.6	91.2	90.8	89.8	98.0	91.6	92.7	88.6	90.2	91.6	88.2	100.0	100.0	72.2	61.5	43.7
2. 1-2	4.4	3.1	5.7	5.4	0.9	4.5	3.2	4.9	5.0	4.0	6.7	-	-	27.8	11.6	11.3
3. 3-5	2.0	1.8	1.7	1.9	-	1.9	2.1	1.7	2.4	1.8	1.2	-	-	-	11.7	5.9
4. 6-9	0.9	1.0	0.7	1.0	0.6	0.5	0.4	1.4	1.0	0.6	1.6	-	-	-	4.8	9.3
5. 10-19	0.7	1.0	0.4	0.8	-	0.6	0.5	0.9	0.8	0.8	0.8	-	-	-	3.7	8.7
6. 20-39	0.6	0.6	0.5	0.5	0.5	0.5	0.5	1.1	0.2	0.5	0.9	-	-	-	3.4	6.4
7. 40 or more	0.7	1.1	0.3	0.5	-	0.4	0.5	1.3	0.4	0.7	0.5	-	-	-	3.2	14.7
<i>Item 1070 Subject A01a</i>	<i>N</i> 2388	1110	1172	1600	249	495	633	822	437	1782	430	1194	543	204	380	38

*=less than .05 percent.

DESCRIPTIVE RESULTS: 2004

75

QUESTIONNAIRE FORM 1 2004	TOTAL	SEX		RACE		REGION				COLLEGE PLANS?		ILLICIT DRUG USE: LIFETIME					
		M	F	White	Black	NE	NC	S	W	Yes	No	None	Mari- juana Only	Few Pills	More Pills	Any Her- oin	
<i>N (Weighted No. of Cases):</i>	2567	1152	1206	1638	263	548	673	875	471	1834	445	1230	583	210	403	38	
<i>% of Weighted Total:</i>	100.0	44.9	47.0	63.8	10.3	21.4	26.2	34.1	18.3	71.4	17.4	47.9	22.7	8.2	15.7	1.5	
B065B: . . . during the last 12 months?																	
1. 0 occasions	93.9	93.6	94.7	93.5	98.9	94.3	96.0	92.4	93.1	94.6	92.6	100.0	100.0	88.0	71.8	58.0	
2. 1-2	2.7	2.6	2.9	3.3	-	2.7	2.0	2.8	3.6	2.3	4.0	-	-	12.0	10.1	9.2	
3. 3-5	1.4	1.5	1.1	1.3	-	1.8	0.8	1.3	2.3	1.4	0.8	-	-	-	7.9	10.1	
4. 6-9	0.7	1.0	0.5	1.0	0.6	0.3	0.1	1.7	0.4	0.7	1.1	-	-	-	3.8	8.6	
5. 10-19	0.6	0.6	0.4	0.5	-	0.5	0.6	0.8	0.2	0.4	1.3	-	-	-	3.1	5.2	
6. 20-39	0.3	0.2	0.3	0.2	0.5	0.4	-	0.6	0.2	0.4	0.2	-	-	-	1.9	2.2	
7. 40 or more	0.3	0.5	*	0.2	-	-	0.5	0.4	0.3	0.3	-	-	-	-	1.4	6.7	
<i>Item 1080 Subject A01b</i>	<i>N</i>	<i>2384</i>	<i>1108</i>	<i>1170</i>	<i>1596</i>	<i>249</i>	<i>493</i>	<i>634</i>	<i>822</i>	<i>435</i>	<i>1780</i>	<i>427</i>	<i>1194</i>	<i>543</i>	<i>199</i>	<i>380</i>	<i>38</i>
B065C: . . . during the last 30 days?																	
1. 0 occasions	97.5	97.4	98.0	97.4	98.9	97.2	98.5	96.3	98.8	97.7	97.2	100.0	100.0	97.7	89.2	65.9	
2. 1-2	1.2	1.1	1.2	1.4	-	1.4	1.0	1.4	0.6	1.1	1.4	-	-	2.3	5.3	8.1	
3. 3-5	0.6	0.6	0.4	0.6	-	0.9	0.3	1.0	0.3	0.5	1.0	-	-	-	2.9	11.2	
4. 6-9	0.4	0.6	0.2	0.4	0.6	-	0.1	0.8	0.3	0.4	0.3	-	-	-	1.7	5.9	
5. 10-19	0.2	0.2	0.1	0.2	-	-	0.1	0.4	-	0.2	-	-	-	-	0.2	8.9	
6. 20-39	0.1	0.1	-	-	0.5	0.4	-	-	-	0.1	-	-	-	-	0.5	-	
7. 40 or more	*	-	*	*	-	-	-	0.1	-	*	-	-	-	-	0.1	-	
<i>Item 1090 Subject A01c</i>	<i>N</i>	<i>2384</i>	<i>1108</i>	<i>1170</i>	<i>1596</i>	<i>249</i>	<i>493</i>	<i>634</i>	<i>822</i>	<i>435</i>	<i>1780</i>	<i>427</i>	<i>1194</i>	<i>543</i>	<i>199</i>	<i>380</i>	<i>38</i>
IF YOU HAVE NOT TAKEN TRANQUILIZERS IN THE LAST TWELVE MONTHS, GO TO Q.B073.																	
THE FOLLOWING QUESTIONS REFER ONLY TO TAKING TRANQUILIZERS WITHOUT A DOCTOR'S ORDERS. IF YOU HAVE NOT DONE THIS IN THE LAST TWELVE MONTHS, GO TO Q.B073.																	
B066: When you used tranquilizers during the last year, how often did you use them in each of the following situations?																	
B066A: When you were alone																	
1. Not at all	49.3	41.8	54.0	49.4	-	45.7	48.0	56.1	37.5	49.4	52.5	-	-	70.0	47.1	29.7	
2. A few of the times	21.8	28.5	20.3	28.3	-	19.1	2.3	21.0	42.3	21.7	29.9	-	-	15.9	24.5	15.8	
3. Some of the times	14.5	15.4	9.5	12.6	-	21.9	29.8	10.1	5.8	13.5	9.6	-	-	-	13.7	39.3	
4. Most of the times	3.4	1.1	4.6	-	-	-	-	1.1	14.4	2.1	5.9	-	-	-	3.9	4.4	
5. Every time	11.0	13.1	11.6	9.8	100.0	13.3	19.8	11.7	-	13.2	2.1	-	-	14.1	10.7	10.8	
<i>Item 3740 Subject A05a</i>	<i>N†</i>	<i>134</i>	<i>62</i>	<i>57</i>	<i>94</i>	<i>1</i>	<i>24</i>	<i>22</i>	<i>62</i>	<i>26</i>	<i>90</i>	<i>24</i>	<i>-</i>	<i>-</i>	<i>20</i>	<i>96</i>	<i>16</i>
B066B: With just 1 or 2 other people																	
1. Not at all	24.8	26.9	25.9	20.5	100.0	44.2	15.3	15.8	36.8	34.3	-	-	-	52.8	21.9	11.5	
2. A few of the times	42.0	37.1	45.3	47.7	-	29.2	44.8	48.3	36.2	39.0	53.2	-	-	34.6	45.2	23.8	
3. Some of the times	13.3	15.9	6.0	10.6	-	16.7	10.6	13.7	11.2	11.4	10.3	-	-	-	11.6	41.7	
4. Most of the times	9.9	8.9	11.6	12.8	-	4.7	14.1	10.7	9.3	5.9	23.9	-	-	-	13.8	-	
5. Every time	9.9	11.1	11.2	8.3	-	5.3	15.1	11.4	6.4	9.4	12.7	-	-	12.6	7.5	23.0	
<i>Item 3750 Subject A05b</i>	<i>N†</i>	<i>134</i>	<i>62</i>	<i>57</i>	<i>95</i>	<i>1</i>	<i>24</i>	<i>22</i>	<i>63</i>	<i>26</i>	<i>91</i>	<i>24</i>	<i>-</i>	<i>-</i>	<i>20</i>	<i>97</i>	<i>16</i>
B066C: At a party																	
1. Not at all	56.3	43.7	69.7	56.7	100.0	54.2	50.2	58.8	57.2	54.9	65.0	-	-	73.9	56.5	27.3	
2. A few of the times	14.6	15.6	14.6	14.5	-	23.4	13.4	6.8	26.5	15.4	18.8	-	-	26.1	10.9	25.1	
3. Some of the times	12.6	14.3	7.7	12.7	-	16.7	14.4	13.0	6.7	11.2	11.1	-	-	-	14.1	21.3	
4. Most of the times	9.3	12.3	6.5	11.3	-	5.7	13.6	13.0	-	10.0	5.1	-	-	-	11.2	10.2	
5. Every time	7.2	14.1	1.5	4.9	-	-	8.4	8.4	9.6	8.6	-	-	-	-	7.3	16.1	
<i>Item 3760 Subject A05c</i>	<i>N†</i>	<i>134</i>	<i>62</i>	<i>57</i>	<i>95</i>	<i>1</i>	<i>24</i>	<i>22</i>	<i>63</i>	<i>26</i>	<i>91</i>	<i>24</i>	<i>-</i>	<i>-</i>	<i>20</i>	<i>97</i>	<i>16</i>
B066D: When your date or spouse was present																	
1. Not at all	62.7	65.0	64.0	67.0	100.0	64.7	71.9	52.4	77.8	69.1	53.1	-	-	92.0	65.0	21.3	
2. A few of the times	14.0	13.9	8.3	11.2	-	24.3	6.1	11.5	17.1	9.0	18.5	-	-	3.1	12.2	26.5	
3. Some of the times	8.8	11.4	6.5	7.5	-	1.0	6.9	16.2	-	10.5	2.9	-	-	-	6.7	34.1	
4. Most of the times	7.6	6.9	8.3	8.3	-	10.0	-	10.7	4.4	4.3	21.5	-	-	-	8.3	13.7	
5. Every time	6.8	2.9	12.9	6.0	-	-	15.1	9.1	0.8	7.1	4.0	-	-	4.9	7.8	4.4	
<i>Item 3770 Subject A05b</i>	<i>N†</i>	<i>134</i>	<i>62</i>	<i>57</i>	<i>94</i>	<i>1</i>	<i>24</i>	<i>22</i>	<i>62</i>	<i>26</i>	<i>90</i>	<i>24</i>	<i>-</i>	<i>-</i>	<i>20</i>	<i>96</i>	<i>16</i>

*=less than .05 percent. †=excludes respondents for whom question was inappropriate.

MONITORING THE FUTURE

QUESTIONNAIRE FORM 1 2004	TOTAL	SEX		RACE		REGION				COLLEGE PLANS?		ILLICIT DRUG USE: LIFETIME					
		M	F	White	Black	NE	NC	S	W	Yes	No	None	Mari- juana Only	Few Pills	More Pills	Any Her- oin	
<i>N (Weighted No. of Cases):</i>	2567	1152	1206	1638	263	548	673	875	471	1834	445	1230	583	210	403	38	
<i>% of Weighted Total:</i>	100.0	44.9	47.0	63.8	10.3	21.4	26.2	34.1	18.3	71.4	17.4	47.9	22.7	8.2	15.7	1.5	
B066E: When people over age 30 were present																	
1. Not at all	61.8	60.4	64.1	61.9	100.0	67.8	51.9	59.5	70.1	67.5	47.3	-	-	79.4	61.2	38.1	
2. A few of the times	16.6	10.8	20.0	18.9	-	9.8	22.4	17.1	16.6	12.4	29.6	-	-	-	19.1	23.8	
3. Some of the times	7.0	9.6	5.8	4.1	-	5.3	3.1	10.9	1.9	7.5	5.0	-	-	-	3.4	38.1	
4. Most of the times	7.5	10.8	3.8	7.7	-	4.7	10.1	6.2	11.4	6.0	14.2	-	-	-	10.5	-	
5. Every time	7.2	8.5	6.2	7.4	-	12.4	12.5	6.4	-	6.7	3.8	-	-	20.6	5.8	-	
<i>Item 3780 Subject A05b</i>	<i>N†</i>	134	62	57	94	1	24	21	64	25	90	25	-	-	20	96	16
B066F: During the daytime (before 4:00 p.m.)																	
1. Not at all	48.6	39.7	52.5	50.3	-	52.5	49.6	46.2	50.2	52.6	33.7	-	-	79.8	46.6	14.9	
2. A few of the times	19.7	23.3	19.8	21.5	-	22.6	9.8	19.1	26.6	17.8	29.8	-	-	12.5	21.7	18.9	
3. Some of the times	16.1	15.3	19.9	15.0	-	13.2	3.0	22.9	13.1	14.3	22.5	-	-	-	15.4	43.1	
4. Most of the times	8.4	11.7	2.1	7.2	-	5.3	10.0	9.6	7.1	6.6	14.0	-	-	-	7.9	23.0	
5. Every time	7.1	10.1	5.8	6.0	100.0	6.4	27.6	2.2	2.9	8.7	-	-	-	7.7	8.4	-	
<i>Item 3790 Subject A05c</i>	<i>N†</i>	135	63	57	95	1	24	22	64	26	91	25	-	-	20	98	16
B066G: At your home (or apartment or dorm)																	
1. Not at all	37.4	29.2	43.2	40.3	-	24.1	57.1	39.3	28.5	31.5	54.4	-	-	45.0	35.8	28.7	
2. A few of the times	22.3	29.1	18.0	30.0	-	27.7	-	23.0	34.2	24.1	23.5	-	-	32.8	23.7	3.9	
3. Some of the times	14.2	11.0	20.0	11.4	-	15.1	18.4	15.9	5.6	17.4	5.0	-	-	-	11.2	52.2	
4. Most of the times	9.9	6.8	7.2	6.2	-	13.0	13.7	4.0	18.4	6.6	13.2	-	-	-	13.1	4.4	
5. Every time	16.2	24.0	11.7	12.0	100.0	20.1	10.7	17.7	13.3	20.5	3.8	-	-	22.1	16.2	10.8	
<i>Item 3800 Subject A05c</i>	<i>N†</i>	135	63	57	95	1	24	22	64	26	91	25	-	-	20	98	16
B066H: At school																	
1. Not at all	66.8	56.9	80.2	72.0	100.0	70.8	68.8	66.7	61.6	71.2	67.5	-	-	100.0	66.1	39.0	
2. A few of the times	16.2	18.2	13.6	14.8	-	11.2	6.2	16.9	27.0	15.0	23.1	-	-	-	19.6	17.5	
3. Some of the times	9.8	13.7	4.1	8.0	-	9.8	3.0	12.6	8.5	8.1	4.4	-	-	-	4.9	39.1	
4. Most of the times	5.4	8.3	0.9	5.2	-	8.1	13.6	3.8	-	4.9	5.1	-	-	-	6.8	4.4	
5. Every time	1.9	2.9	1.3	-	-	-	8.4	-	2.9	0.8	-	-	-	-	2.7	-	
<i>Item 3810 Subject A05c</i>	<i>N†</i>	134	62	57	95	1	24	22	63	26	91	24	-	-	20	97	16
B066I: In a car																	
1. Not at all	63.6	56.3	73.5	62.7	100.0	76.8	55.8	54.9	79.0	70.9	47.0	-	-	100.0	64.3	22.9	
2. A few of the times	17.3	15.7	14.8	17.1	-	-	7.5	25.5	21.0	10.8	39.2	-	-	-	19.4	14.0	
3. Some of the times	8.9	16.8	2.6	10.5	-	10.0	10.5	11.6	-	7.3	11.6	-	-	-	5.0	44.7	
4. Most of the times	7.7	5.7	9.1	7.9	-	13.2	17.8	5.3	-	9.1	2.1	-	-	-	9.4	7.6	
5. Every time	2.6	5.7	-	1.8	-	-	8.4	2.7	-	1.9	-	-	-	-	1.9	10.8	
<i>Item 3830 Subject A05c</i>	<i>N†</i>	134	62	57	95	1	24	22	63	26	91	24	-	-	20	97	16
B067: How many of the times when you used tranquilizers during the last year did you use them along with each of the following drugs—that is, so that their effects overlapped?																	
B067A: With alcohol																	
1. Not at all	40.5	27.4	56.1	39.6	-	43.0	21.4	40.5	53.8	41.1	44.6	-	-	54.5	39.2	22.4	
2. A few of the times	28.6	33.3	24.7	33.3	-	37.6	23.6	27.7	27.0	31.4	26.0	-	-	45.5	27.6	17.7	
3. Some of the times	14.9	16.9	9.9	12.1	-	11.2	32.3	10.8	13.8	9.4	26.5	-	-	-	15.9	29.2	
4. Most of the times	7.9	9.6	4.1	8.3	-	8.2	7.6	10.1	2.7	8.1	3.0	-	-	-	9.4	10.2	
5. Every time	8.1	12.8	5.2	6.7	100.0	-	15.1	10.9	2.7	10.1	-	-	-	-	7.9	20.5	
<i>Item 3840 Subject A01h</i>	<i>N†</i>	135	62	57	93	1	23	22	64	26	91	24	-	-	20	97	16
B067B: With marijuana																	
1. Not at all	43.5	28.2	62.2	45.2	100.0	61.6	11.8	42.6	53.9	46.4	39.3	-	-	85.9	37.2	20.2	
2. A few of the times	14.1	16.3	12.3	15.1	-	6.6	19.5	15.8	12.3	15.2	12.3	-	-	9.2	15.1	15.7	
3. Some of the times	16.3	18.9	13.3	17.8	-	8.2	31.4	15.1	14.6	19.2	11.7	-	-	-	19.7	18.1	
4. Most of the times	13.7	22.6	2.4	13.2	-	13.9	4.0	14.6	19.2	10.3	23.3	-	-	-	13.9	32.6	
5. Every time	12.5	13.9	9.8	8.8	-	9.6	33.4	11.8	-	8.8	13.3	-	-	4.9	14.2	13.4	
<i>Item 3850 Subject A01h</i>	<i>N†</i>	135	62	57	93	1	24	21	63	26	91	25	-	-	20	98	15

†=excludes respondents for whom question was inappropriate.

QUESTIONNAIRE FORM 1 2004	TOTAL	SEX		RACE		REGION				COLLEGE PLANS?		ILLICIT DRUG USE: LIFETIME					
		M	F	White	Black	NE	NC	S	W	Yes	No	None	Mari- juana Only	Few Pills	More Pills	Any Her- oin	
<i>N (Weighted No. of Cases):</i>	2567	1152	1206	1638	263	548	673	875	471	1834	445	1230	583	210	403	38	
<i>% of Weighted Total:</i>	100.0	44.9	47.0	63.8	10.3	21.4	26.2	34.1	18.3	71.4	17.4	47.9	22.7	8.2	15.7	1.5	
B067C: With LSD																	
1. Not at all	88.4	89.0	96.8	93.7	100.0	81.2	79.6	89.9	97.7	92.9	94.7	-	-	100.0	94.0	51.0	
2. A few of the times	3.4	1.3	-	0.8	-	3.4	-	4.9	2.3	0.9	-	-	-	-	1.7	4.1	
3. Some of the times	3.4	4.5	3.2	3.6	-	10.0	3.3	2.5	-	4.3	-	-	-	-	0.7	25.4	
4. Most of the times	3.9	2.9	-	1.9	-	-	17.1	2.8	-	1.9	-	-	-	-	3.6	11.3	
5. Every time	0.9	2.1	-	-	-	5.4	-	-	-	-	5.3	-	-	-	-	8.2	
<i>Item 3860 Subject A01h</i>	<i>N†</i>	131	58	57	91	1	23	20	62	26	89	24	-	-	20	94	15
B067D: With hallucinogens other than LSD																	
1. Not at all	88.0	84.3	96.8	91.4	100.0	81.2	79.6	90.7	93.7	93.8	82.6	-	-	100.0	92.6	44.1	
2. A few of the times	2.8	1.8	2.1	1.1	-	8.6	-	-	6.3	1.3	4.4	-	-	-	1.9	11.5	
3. Some of the times	6.8	12.7	1.1	7.4	-	10.2	7.3	8.2	-	4.9	10.0	-	-	-	2.7	40.0	
4. Most of the times	2.5	1.2	-	-	-	-	13.0	1.1	-	-	3.0	-	-	-	2.7	4.4	
5. Every time	-	-	-	-	-	-	-	-	-	-	-	-	-	-	-	-	
<i>Item 3870 Subject A01h</i>	<i>N†</i>	132	59	57	92	1	23	20	62	26	89	24	-	-	20	94	16
B067E: With amphetamines																	
1. Not at all	85.5	79.7	93.7	89.0	100.0	72.2	81.0	89.6	91.0	87.4	90.3	-	-	100.0	88.4	46.2	
2. A few of the times	4.9	5.6	-	2.1	-	10.8	7.6	-	9.0	3.6	4.4	-	-	-	6.1	4.0	
3. Some of the times	3.8	6.9	1.1	5.2	-	6.1	3.0	4.9	-	3.8	-	-	-	-	1.7	22.3	
4. Most of the times	4.4	4.9	5.1	3.7	-	11.0	-	5.5	-	5.2	5.3	-	-	-	1.8	27.4	
5. Every time	1.4	3.0	-	-	-	-	8.4	-	-	-	-	-	-	-	1.9	-	
<i>Item 3880 Subject A01h</i>	<i>N†</i>	132	60	57	91	1	22	22	62	26	88	24	-	-	20	95	15
B067F: With quaaludes																	
1. Not at all	89.7	86.5	96.8	93.8	100.0	84.1	84.9	90.1	97.7	93.8	94.7	-	-	100.0	96.6	48.6	
2. A few of the times	2.1	-	-	-	-	-	-	3.6	2.3	-	-	-	-	-	-	3.9	
3. Some of the times	4.0	7.6	1.1	4.4	-	10.5	3.0	3.6	-	3.0	5.3	-	-	-	0.7	29.2	
4. Most of the times	2.8	2.8	2.1	1.9	-	5.4	3.7	2.7	-	3.3	-	-	-	-	0.9	18.4	
5. Every time	1.4	3.0	-	-	-	-	8.4	-	-	-	-	-	-	-	1.9	-	
<i>Item 3890 Subject A01h</i>	<i>N†</i>	133	60	57	92	1	22	22	62	26	89	24	-	-	20	95	16
B067G: With barbiturates																	
1. Not at all	85.7	84.0	92.5	90.3	100.0	79.4	73.0	87.3	97.7	89.5	91.4	-	-	100.0	88.6	46.3	
2. A few of the times	2.9	1.3	4.3	3.6	-	-	-	5.3	2.3	3.6	-	-	-	-	3.4	4.1	
3. Some of the times	6.3	5.5	1.1	4.3	-	9.6	18.7	3.5	-	3.6	-	-	-	-	6.0	17.5	
4. Most of the times	1.4	1.2	2.1	-	-	5.4	-	1.1	-	1.3	3.1	-	-	-	-	12.6	
5. Every time	3.6	8.0	-	1.9	-	5.6	8.4	2.8	-	1.9	5.5	-	-	-	1.9	19.6	
<i>Item 3900 Subject A01h</i>	<i>N†</i>	131	59	57	91	1	22	22	61	26	90	22	-	-	20	94	15
B068: What have been the most important reasons for your taking tranquilizers without a doctor's orders? (Mark all that apply.)																	
A. To experiment—to see what it's like	53.3	51.8	47.7	54.0	100.0	47.6	77.4	57.7	28.1	47.8	63.5	-	-	49.6	54.1	53.7	
B. To relax or relieve tension	62.3	58.3	68.6	63.0	-	62.7	70.5	57.7	66.3	63.6	62.0	-	-	52.9	65.1	64.7	
C. To feel good or get high	56.2	62.2	50.9	54.6	100.0	40.2	68.5	56.0	60.6	61.3	51.7	-	-	23.6	64.3	63.2	
D. To seek deeper insights and understanding	9.5	11.3	4.3	8.1	-	4.9	26.6	5.5	9.2	10.7	-	-	-	-	9.5	23.6	
E. To have a good time with my friends	25.3	27.8	21.1	28.1	-	36.9	33.6	22.6	15.0	23.8	25.7	-	-	23.2	24.1	37.7	
F. To fit in with a group I like	8.3	2.0	13.1	7.7	-	5.4	24.0	7.5	-	4.2	19.4	-	-	-	10.5	7.8	
G. To get away from my problems or troubles	24.9	15.0	34.3	25.3	-	8.1	27.7	39.6	2.3	25.6	23.8	-	-	21.6	23.4	45.0	
H. Because of boredom, nothing else to do	22.0	27.3	12.3	24.6	-	25.3	26.0	22.6	14.5	21.1	21.7	-	-	12.1	21.2	45.3	
I. Because of anger or frustration	20.1	13.5	26.1	20.0	-	-	41.0	23.2	13.1	17.0	25.9	-	-	17.4	19.3	23.9	
J. To get through the day	10.9	7.4	10.5	8.6	-	8.9	40.3	5.4	1.8	9.3	9.9	-	-	-	12.5	18.1	
K. To increase the effects of some other drug(s)	18.8	19.3	17.9	18.6	-	11.3	38.1	20.6	5.4	19.7	19.4	-	-	1.3	20.5	35.5	
L. To decrease (offset) the effects of some other drug(s)	3.8	1.2	3.2	2.0	-	-	12.1	4.0	-	2.9	-	-	-	-	5.5	-	
M. To get to sleep	38.6	34.0	42.9	33.8	-	25.4	59.1	35.6	40.8	41.0	32.7	-	-	24.2	39.4	62.4	
N. To relieve physical pain	36.5	32.7	40.3	33.8	-	40.5	18.5	40.3	38.7	36.3	35.4	-	-	41.3	35.9	45.0	
O. Because I am "hooked"—I have to have them	2.5	-	-	-	-	-	15.9	-	-	-	-	-	-	-	3.6	-	
<i>Item 3910-4040 Subject A06a</i>	<i>N†</i>	133	61	55	94	1	23	21	63	26	88	25	-	-	19	94	16

†=excludes respondents for whom question was inappropriate.

MONITORING THE FUTURE

QUESTIONNAIRE FORM 1 2004	TOTAL	SEX		RACE		REGION				COLLEGE PLANS?		ILLCIT DRUG USE: LIFETIME					
		M	F	White	Black	NE	NC	S	W	Yes	No	None	Mari- juana Only	Few Pills	More Pills	Any Her- oin	
<i>N (Weighted No. of Cases):</i>	2567	1152	1206	1638	263	548	673	875	471	1834	445	1230	583	210	403	38	
<i>% of Weighted Total:</i>	100.0	44.9	47.0	63.8	10.3	21.4	26.2	34.1	18.3	71.4	17.4	47.9	22.7	8.2	15.7	1.5	
B069: When you take tranquilizers, how high do you usually get?																	
1. Not at all high	13.5	7.2	20.4	11.5	-	18.8	21.9	8.4	14.3	13.6	12.3	-	-	22.3	13.1	4.7	
2. A little high	24.2	25.0	25.3	28.1	-	34.9	5.6	26.8	21.4	23.9	25.6	-	-	29.0	26.0	8.3	
3. Moderately high	32.5	31.4	27.6	33.3	-	24.1	45.2	32.5	31.3	30.4	43.2	-	-	17.3	34.2	42.1	
4. Very high	16.1	24.4	9.0	13.3	100.0	9.8	22.3	16.7	15.8	15.9	9.4	-	-	-	18.1	24.2	
5. I don't take them to get high	13.8	12.0	17.7	13.8	-	12.4	5.0	15.6	17.1	16.2	9.5	-	-	31.5	8.7	20.6	
<i>Item 4050 Subject A01e</i>	<i>N†</i>	125	62	55	91	1	24	18	59	24	87	25	-	-	20	90	16
B070: When you take tranquilizers, how long do you usually stay high?																	
1. Usually don't get high	20.4	14.8	27.3	18.6	-	26.5	30.5	16.3	17.9	20.2	16.0	-	-	43.0	16.4	15.9	
2. One to two hours	28.0	30.7	27.9	33.0	-	35.5	8.9	34.0	20.6	29.6	26.9	-	-	25.8	23.7	55.7	
3. Three to six hours	38.7	38.5	35.5	39.5	-	32.4	50.7	31.6	53.2	38.8	39.6	-	-	31.2	44.3	16.1	
4. Seven to 24 hours	10.9	12.1	9.3	8.2	100.0	5.6	-	17.0	8.3	10.6	17.5	-	-	-	12.9	12.3	
5. More than 24 hours	2.0	4.0	-	0.7	-	-	9.9	1.1	-	0.8	-	-	-	-	2.7	-	
<i>Item 4060 Subject A01f</i>	<i>N†</i>	127	63	56	93	1	22	18	62	25	89	25	-	-	20	92	16
B071: What tranquilizers have you taken during the last year without a doctor's orders? (Mark all that apply.)																	
A. Librium	5.2	8.9	2.1	3.1	-	5.3	3.5	7.8	-	4.3	8.8	-	-	-	2.4	28.8	
B. Valium	57.3	51.9	60.6	60.0	-	58.2	54.8	58.0	56.6	56.5	73.1	-	-	42.0	60.8	58.1	
C. Xanax	49.2	49.0	47.3	52.5	100.0	57.4	35.5	61.1	20.3	53.4	42.6	-	-	29.5	52.5	59.0	
D. Equanil	2.0	3.2	1.0	1.4	-	5.3	-	2.1	-	0.6	5.0	-	-	-	0.6	12.5	
E. Meproamate	3.0	3.6	1.3	2.4	-	3.4	-	3.6	3.2	3.4	-	-	-	3.8	1.7	9.6	
F. Serax	2.8	2.6	2.1	0.6	-	3.4	-	4.5	-	3.1	-	-	-	-	2.2	10.1	
G. Atarax	2.4	1.5	1.2	1.9	-	-	4.6	2.5	3.0	2.0	2.9	-	-	-	1.7	5.8	
H. Tranxene	1.2	-	1.2	-	-	3.4	-	-	3.0	-	2.9	-	-	-	1.6	-	
I. Vistaril	2.2	4.6	-	-	-	5.3	-	2.6	-	1.8	5.0	-	-	-	-	18.0	
J. Other	44.9	50.5	42.6	43.3	-	44.8	34.1	43.3	57.3	38.3	67.0	-	-	32.3	47.2	48.8	
K. Don't know the names of some tranquilizers I have used	16.9	20.5	8.1	13.9	-	24.6	24.9	13.8	11.1	12.1	19.1	-	-	30.4	14.0	17.5	
<i>Item 4070-4160 Subject A01l</i>	<i>N†</i>	128	62	57	94	1	24	18	62	24	90	25	-	-	20	92	16
B072: Have you ever tried to stop using tranquilizers and found that you couldn't stop?																	
1. Yes	2.1	4.2	-	2.8	-	-	8.9	-	4.2	3.0	-	-	-	-	2.9	-	
2. No	97.9	95.8	100.0	97.2	100.0	100.0	91.1	100.0	95.8	97.0	100.0	-	-	100.0	97.1	100.0	
<i>Item 4170 Subject A01i</i>	<i>N†</i>	128	63	56	94	1	24	18	61	25	90	25	-	-	20	93	15
B073: Do you think you will be using tranquilizers without a doctor's orders five years from now?																	
1. I definitely will	0.7	0.7	0.6	0.7	1.3	0.3	1.0	0.7	0.8	0.4	1.9	0.5	0.3	0.4	1.7	4.2	
2. I probably will	1.7	2.1	1.3	1.6	0.6	1.3	0.4	2.6	2.4	1.4	3.1	0.3	0.1	2.0	7.3	17.3	
3. I probably will not	15.4	14.6	15.7	16.1	4.3	16.4	12.7	14.7	19.5	14.9	16.7	9.8	12.2	26.8	30.9	31.7	
4. I definitely will not	82.2	82.6	82.4	81.5	93.8	81.9	85.9	82.0	77.4	83.4	78.4	89.3	87.4	70.8	60.2	46.8	
<i>Item 4180 Subject A04a</i>	<i>N</i>	2323	1072	1157	1562	237	481	611	800	431	1746	418	1179	524	197	350	38
The next questions are about the use of different forms of cocaine, such as "crack," powder, freebase, or coca paste.																	
B074: Have you ever taken cocaine in "crack" form or in any other freebase form—that is, where you inhaled the fumes from smoking, heating, or burning it?																	
1. No—GO TO Q.B076	96.4	95.8	97.6	96.5	99.3	97.0	97.3	95.9	95.5	97.2	95.6	100.0	100.0	95.7	83.8	50.6	
2. Yes	3.6	4.2	2.4	3.5	0.7	3.0	2.7	4.1	4.5	2.8	4.4	-	-	4.3	16.2	49.4	
<i>Item 22250 Subject A01a</i>	<i>N</i>	2369	1106	1170	1594	246	500	621	808	440	1782	425	1182	542	204	368	34
B075: On how many occasions (if any) have you taken "crack" (cocaine in chunk or rock form) . . .																	

†=excludes respondents for whom question was inappropriate.

DESCRIPTIVE RESULTS: 2004

79

QUESTIONNAIRE FORM 1 2004	TOTAL	SEX		RACE		REGION				COLLEGE PLANS?		ILLICIT DRUG USE: LIFETIME				
		M	F	White	Black	NE	NC	S	W	Yes	No	None	Mari- juana Only	Few Pills	More Pills	Any Her- oin
<i>N (Weighted No. of Cases):</i>	2567	1152	1206	1638	263	548	673	875	471	1834	445	1230	583	210	403	38
<i>% of Weighted Total:</i>	100.0	44.9	47.0	63.8	10.3	21.4	26.2	34.1	18.3	71.4	17.4	47.9	22.7	8.2	15.7	1.5
B075A: . . . in your lifetime?																
1. 0 occasions—incl. (1) in Q.B074	96.7	96.3	97.7	96.8	99.3	97.2	97.6	96.1	95.9	97.5	95.8	100.0	100.0	96.4	85.4	49.6
2. 1-2	1.3	1.3	1.3	1.3	-	1.5	1.1	1.5	0.9	1.2	1.0	-	-	3.6	5.6	6.7
3. 3-5	0.3	0.3	0.1	0.3	-	0.2	-	0.7	0.2	0.2	0.4	-	-	-	2.0	-
4. 6-9	0.6	0.8	0.3	0.5	0.3	0.3	0.6	0.6	0.9	0.4	0.8	-	-	-	2.5	13.2
5. 10-19	0.3	0.6	*	0.4	-	0.5	-	*	1.1	0.2	0.6	-	-	-	1.4	6.7
6. 20-39	0.5	0.3	0.3	0.4	-	0.2	0.4	0.8	0.3	0.2	0.8	-	-	-	1.4	16.6
7. 40 or more	0.3	0.4	0.3	0.4	0.4	0.2	0.3	0.3	0.8	0.3	0.6	-	-	-	1.5	7.2
<i>Item 22260 Subject A01a</i>	<i>N</i> 2372	1108	1171	1596	246	501	621	809	441	1782	426	1182	542	204	370	35
B075B: . . . during the last 12 months?																
1. 0 occasions occasions—incl. (1) in Q.B074	97.8	97.6	98.6	97.9	100.0	98.4	98.2	97.6	96.9	98.5	97.3	100.0	100.0	98.6	90.2	60.7
2. 1-2	0.7	0.6	0.7	0.8	-	0.4	0.8	1.1	0.4	0.7	0.5	-	-	1.4	3.6	4.8
3. 3-5	0.3	0.2	0.1	0.1	-	0.3	0.2	0.2	0.4	*	0.4	-	-	-	1.6	2.1
4. 6-9	0.5	0.9	0.1	0.4	-	0.5	0.1	0.6	1.2	0.3	1.1	-	-	-	1.9	16.1
5. 10-19	0.3	0.3	0.2	0.4	-	0.2	0.1	0.2	0.7	0.3	0.3	-	-	-	1.2	7.6
6. 20-39	0.3	0.2	0.2	0.4	-	-	0.5	0.3	0.1	0.2	-	-	-	-	1.1	6.4
7. 40 or more	0.1	0.2	-	0.1	-	0.2	-	-	0.3	*	0.4	-	-	-	0.4	2.3
<i>Item 22270 Subject A01b</i>	<i>N</i> 2370	1106	1171	1596	246	500	620	809	441	1782	425	1182	542	204	369	35
B075C: . . . during the last 30 days?																
1. 0 occasions occasions—incl. (1) in Q.B074	98.9	98.7	99.4	99.0	100.0	99.0	99.1	98.7	98.6	99.3	98.3	100.0	100.0	99.8	95.4	71.9
2. 1-2	0.7	0.6	0.5	0.6	-	0.8	0.7	0.8	0.8	0.4	1.2	-	-	0.2	3.4	13.2
3. 3-5	0.1	-	0.1	0.1	-	-	0.1	*	0.3	*	-	-	-	-	0.6	-
4. 6-9	0.1	0.3	-	0.2	-	-	0.1	0.3	-	0.1	-	-	-	-	0.2	6.5
5. 10-19	0.2	0.3	-	0.1	-	0.2	-	0.2	0.2	0.1	0.3	-	-	-	0.2	8.5
6. 20-39	-	-	-	-	-	-	-	-	-	-	-	-	-	-	-	-
7. 40 or more	*	0.1	-	-	-	-	-	-	0.2	-	0.2	-	-	-	0.2	-
<i>Item 22280 Subject A01c</i>	<i>N</i> 2371	1107	1171	1596	247	500	620	810	441	1782	425	1182	543	204	369	35
B076: On how many occasions (if any) have you taken cocaine in any other form . . .																
B076A: . . . in your lifetime?																
1. 0 occasions	93.0	93.2	94.0	92.9	98.9	93.4	94.2	91.3	94.0	94.5	90.1	100.0	100.0	90.1	67.5	30.4
2. 1-2	2.4	2.2	2.4	2.8	-	2.0	2.7	2.9	1.5	2.0	3.6	-	-	9.9	9.0	9.4
3. 3-5	1.4	0.8	1.7	1.4	-	1.0	0.6	1.9	1.7	1.2	1.7	-	-	-	8.7	-
4. 6-9	0.6	0.7	0.5	0.7	-	1.2	0.4	0.5	0.2	0.5	1.0	-	-	-	2.7	10.4
5. 10-9	0.8	0.9	0.6	0.8	-	1.3	0.9	0.5	1.0	0.4	2.0	-	-	-	3.8	15.6
6. 20-39	0.7	0.7	0.4	0.6	0.7	0.3	0.8	1.0	0.4	0.5	0.4	-	-	-	3.3	8.6
7. 40 or more	1.2	1.6	0.4	0.9	0.4	0.9	0.4	1.9	1.3	0.9	1.2	-	-	-	5.1	25.8
<i>Item 22320 Subject A01a</i>	<i>N</i> 2360	1097	1172	1593	245	487	620	821	432	1773	423	1188	529	204	372	35
B076B: . . . during the last 12 months?																
1. 0 occasions	95.3	95.2	96.2	95.1	99.3	95.5	96.3	94.5	95.4	96.2	94.3	100.0	100.0	97.9	75.9	53.4
2. 1-2	1.4	1.3	1.3	1.5	0.3	1.7	1.1	1.8	0.8	1.3	1.5	-	-	2.1	7.5	4.2
3. 3-5	1.1	1.0	1.4	1.3	-	1.1	1.1	1.0	1.4	1.1	1.5	-	-	-	6.4	7.9
4. 6-9	0.6	0.8	0.3	0.5	-	0.7	0.3	0.6	0.9	0.5	0.5	-	-	-	3.0	9.8
5. 10-19	0.5	0.7	0.5	0.6	0.4	0.5	0.5	0.7	0.3	0.2	1.3	-	-	-	2.3	11.6
6. 20-39	0.4	0.3	0.1	0.4	-	0.4	0.7	0.4	-	0.2	0.2	-	-	-	2.1	4.7
7. 40 or more	0.5	0.8	0.2	0.5	-	0.2	-	0.9	1.1	0.5	0.7	-	-	-	2.7	8.3
<i>Item 22330 Subject A01b</i>	<i>N</i> 2363	1098	1174	1595	245	487	621	821	434	1775	424	1190	530	205	372	36
B076C: . . . during the last 30 days?																
1. 0 occasions	97.4	97.2	97.9	97.6	99.3	97.4	98.5	97.0	96.5	98.0	96.2	100.0	100.0	99.5	86.8	66.4
2. 1-2	1.2	0.8	1.4	1.1	0.3	1.2	1.0	1.6	0.9	1.0	2.1	-	-	0.5	6.6	9.9
3. 3-5	0.7	0.8	0.4	0.7	-	0.8	0.3	0.3	1.7	0.4	1.0	-	-	-	3.6	7.0
4. 6-9	0.3	0.7	-	0.3	0.4	-	0.1	0.6	0.6	0.3	-	-	-	-	1.1	11.0
5. 10-19	0.3	0.2	0.3	0.3	-	0.4	-	0.5	-	0.2	0.3	-	-	-	1.3	3.5
6. 20-39	0.1	0.2	-	0.1	-	0.2	-	0.1	0.2	0.1	0.2	-	-	-	0.4	2.2
7. 40 or more	*	0.1	-	-	-	-	-	-	0.2	-	0.2	-	-	-	0.2	-
<i>Item 22340 Subject A01c</i>	<i>N</i> 2363	1098	1174	1595	245	487	621	821	434	1775	424	1190	530	205	372	36
IF YOU HAVE NOT TAKEN ANY COCAINE (POWDER, CRACK, FREEBASE, ETC.) IN THE LAST TWELVE MONTHS, GO TO Q.B085.																

*=less than .05 percent.

MONITORING THE FUTURE

QUESTIONNAIRE FORM 1 2004	TOTAL	SEX		RACE		REGION				COLLEGE PLANS?		ILLCIT DRUG USE: LIFETIME					
		M	F	White	Black	NE	NC	S	W	Yes	No	None	Mari- juana Only	Few Pills	More Pills	Any Her- oin	
<i>N (Weighted No. of Cases):</i>	2567	1152	1206	1638	263	548	673	875	471	1834	445	1230	583	210	403	38	
<i>% of Weighted Total:</i>	100.0	44.9	47.0	63.8	10.3	21.4	26.2	34.1	18.3	71.4	17.4	47.9	22.7	8.2	15.7	1.5	
B077: When you used cocaine during the last year, how often did you use it in each of the following situations?																	
B077A: When you were alone																	
1. Not at all	65.7	58.6	77.2	76.2	-	71.7	69.8	57.9	70.4	73.0	63.0	-	-	82.1	74.1	13.9	
2. A few of the times	14.1	13.0	13.6	8.1	31.3	13.5	15.0	14.0	13.7	13.6	10.0	-	-	-	11.3	34.7	
3. Some of the times	13.9	21.5	3.0	10.0	37.4	11.8	11.9	15.0	15.8	8.0	16.4	-	-	-	10.7	37.3	
4. Most of the times	3.1	2.5	4.8	3.7	-	-	-	8.0	-	2.0	7.9	-	-	-	3.1	4.0	
5. Every time	3.2	4.4	1.4	2.0	31.3	3.0	3.2	5.1	-	3.4	2.6	-	-	17.9	0.8	10.1	
<i>Item 4190 Subject A05a</i>	<i>N†</i>	121	57	49	84	3	24	25	47	25	70	30	-	-	4	99	17
B077B: With just 1 or 2 other people																	
1. Not at all	14.6	10.2	17.4	12.8	62.6	15.2	24.1	13.1	7.8	14.2	17.2	-	-	11.6	15.1	9.1	
2. A few of the times	21.7	12.5	32.1	16.0	37.4	18.5	24.3	24.1	17.7	22.8	20.8	-	-	-	25.9	3.6	
3. Some of the times	25.1	34.6	17.2	26.8	-	20.9	24.0	28.9	23.1	24.6	32.2	-	-	17.9	21.0	52.7	
4. Most of the times	14.5	18.2	11.0	16.3	-	20.3	-	15.0	21.6	15.0	8.8	-	-	-	14.9	17.1	
5. Every time	24.1	24.4	22.3	28.1	-	25.1	27.6	18.8	29.9	23.4	20.9	-	-	70.5	23.1	17.5	
<i>Item 4200 Subject A05b</i>	<i>N†</i>	120	58	49	85	3	24	23	48	25	71	30	-	-	4	98	17
B077C: At a party																	
1. Not at all	27.4	29.0	26.9	34.2	68.7	27.8	34.3	20.0	34.8	26.4	29.2	-	-	70.5	27.5	18.3	
2. A few of the times	21.7	18.8	22.2	19.0	-	20.7	9.3	27.4	23.0	24.3	16.5	-	-	-	24.6	11.0	
3. Some of the times	21.7	22.6	20.5	20.5	31.3	13.5	22.5	21.6	28.9	21.5	24.3	-	-	29.5	20.0	30.4	
4. Most of the times	14.5	13.2	18.3	15.6	-	18.0	12.9	17.7	6.3	18.9	6.0	-	-	-	15.4	12.7	
5. Every time	14.8	16.5	12.1	10.6	-	20.0	20.9	13.3	7.0	8.9	24.0	-	-	-	12.5	27.5	
<i>Item 4210 Subject A05c</i>	<i>N†</i>	119	58	48	84	3	24	23	48	25	70	30	-	-	4	98	17
B077D: When your date or spouse was present																	
1. Not at all	63.6	66.9	56.7	65.0	-	60.8	65.4	56.8	78.2	64.0	62.1	-	-	70.5	65.5	49.7	
2. A few of the times	12.0	9.2	15.1	10.1	-	23.4	10.1	11.2	4.5	14.5	6.6	-	-	-	13.3	7.8	
3. Some of the times	12.5	13.6	14.4	14.6	54.5	5.5	5.4	24.5	1.8	11.5	9.8	-	-	29.5	9.7	25.0	
4. Most of the times	9.3	10.3	7.3	6.6	45.5	10.4	19.1	1.9	13.5	7.8	15.7	-	-	-	8.2	17.5	
5. Every time	2.7	-	6.5	3.7	-	-	-	5.6	2.0	2.0	5.8	-	-	-	3.3	-	
<i>Item 4220 Subject A05b</i>	<i>N†</i>	117	56	48	84	2	23	22	48	24	70	29	-	-	4	95	17
B077E: When people over age 30 were present																	
1. Not at all	66.8	62.6	69.5	70.9	62.6	81.6	78.2	53.6	66.9	70.7	61.5	-	-	82.1	72.5	29.6	
2. A few of the times	13.7	11.3	15.0	13.2	-	3.1	4.0	23.4	14.6	17.2	8.2	-	-	-	11.7	28.7	
3. Some of the times	16.7	22.2	13.1	13.9	-	10.1	17.8	21.0	13.6	11.3	27.9	-	-	17.9	12.4	41.7	
4. Most of the times	2.5	3.9	1.5	1.5	37.4	5.3	-	2.0	3.0	-	2.4	-	-	-	3.0	-	
5. Every time	0.4	-	1.0	0.6	-	-	-	-	2.0	0.7	-	-	-	-	0.5	-	
<i>Item 4230 Subject A05b</i>	<i>N†</i>	117	56	49	84	3	23	23	47	24	71	29	-	-	4	96	17
B077F: During the daytime (before 4:00 p.m.)																	
1. Not at all	57.6	57.2	61.9	56.9	31.3	66.6	62.9	57.8	43.1	61.4	64.1	-	-	82.1	61.8	27.4	
2. A few of the times	13.2	13.2	11.5	13.8	-	17.9	9.1	9.3	20.1	16.3	6.3	-	-	-	11.9	23.6	
3. Some of the times	16.6	19.1	15.4	20.0	-	12.0	14.3	21.4	13.4	11.0	18.5	-	-	17.9	14.9	25.8	
4. Most of the times	10.0	8.8	11.2	9.4	-	3.4	3.6	9.5	23.4	11.2	8.4	-	-	-	8.9	18.6	
5. Every time	2.8	1.7	-	-	68.7	-	10.2	2.0	-	-	2.6	-	-	-	2.5	4.7	
<i>Item 4240 Subject A05c</i>	<i>N†</i>	117	57	48	84	3	23	23	48	24	70	30	-	-	4	97	17
B077G: At your home (or apartment or dorm)																	
1. Not at all	45.4	45.3	46.0	50.3	31.3	44.9	60.3	41.5	39.7	46.2	47.1	-	-	82.1	49.2	15.3	
2. A few of the times	18.5	10.7	29.2	19.4	-	22.7	16.5	13.8	25.5	25.5	8.5	-	-	-	21.8	3.6	
3. Some of the times	20.0	26.2	13.8	19.0	37.4	17.2	9.5	28.2	16.1	14.2	23.7	-	-	17.9	15.4	46.4	
4. Most of the times	10.4	9.9	11.0	7.5	-	3.4	3.6	12.9	18.7	9.6	14.0	-	-	-	10.5	12.5	
5. Every time	5.7	7.8	-	3.8	31.3	11.8	10.2	3.6	-	4.6	6.7	-	-	-	3.1	22.2	
<i>Item 4250 Subject A05c</i>	<i>N†</i>	117	57	48	84	3	23	23	48	24	70	30	-	-	4	97	17

†=excludes respondents for whom question was inappropriate.

DESCRIPTIVE RESULTS: 2004

81

QUESTIONNAIRE FORM 1 2004	TOTAL	SEX		RACE		REGION				COLLEGE PLANS?		ILLICIT DRUG USE: LIFETIME					
		M	F	White	Black	NE	NC	S	W	Yes	No	None	Mari- juana Only	Few Pills	More Pills	Any Her- oin	
<i>N (Weighted No. of Cases):</i>	2567	1152	1206	1638	263	548	673	875	471	1834	445	1230	583	210	403	38	
<i>% of Weighted Total:</i>	100.0	44.9	47.0	63.8	10.3	21.4	26.2	34.1	18.3	71.4	17.4	47.9	22.7	8.2	15.7	1.5	
B077H: At school																	
1. Not at all	77.8	72.4	87.9	82.6	31.3	84.8	83.4	78.1	64.9	81.8	75.9	-	-	82.1	83.0	46.1	
2. A few of the times	4.6	5.9	1.0	3.4	37.4	3.4	-	5.3	8.5	1.7	5.4	-	-	-	4.1	8.4	
3. Some of the times	11.5	12.8	8.3	9.3	-	5.3	13.2	13.6	11.6	7.2	16.0	-	-	17.9	7.7	32.4	
4. Most of the times	4.2	6.3	2.9	2.9	-	-	-	3.0	14.9	7.1	-	-	-	-	3.7	8.5	
5. Every time	1.9	2.6	-	1.8	31.3	6.5	3.4	-	-	2.1	2.6	-	-	-	1.6	4.7	
<i>Item 4260 Subject A05c</i>	<i>N†</i>	<i>118</i>	<i>57</i>	<i>49</i>	<i>85</i>	<i>3</i>	<i>23</i>	<i>23</i>	<i>48</i>	<i>24</i>	<i>71</i>	<i>30</i>	<i>-</i>	<i>-</i>	<i>4</i>	<i>97</i>	<i>17</i>
B077I: In a car																	
1. Not at all	42.3	38.4	55.0	47.6	31.3	45.8	56.1	35.0	40.5	52.6	31.7	-	-	82.1	44.9	18.5	
2. A few of the times	24.4	28.5	13.2	18.7	-	28.3	9.6	29.0	25.7	20.5	33.8	-	-	-	24.4	29.9	
3. Some of the times	16.0	17.5	14.7	18.5	-	5.7	18.3	18.2	18.9	9.4	22.7	-	-	17.9	13.8	28.4	
4. Most of the times	12.2	11.4	11.5	9.2	37.4	20.1	12.5	9.3	10.6	14.1	-	-	-	-	13.4	8.5	
5. Every time	5.1	4.2	5.7	6.0	31.3	-	3.5	8.5	4.4	3.4	11.7	-	-	-	3.5	14.8	
<i>Item 4280 Subject A05c</i>	<i>N†</i>	<i>116</i>	<i>55</i>	<i>48</i>	<i>84</i>	<i>3</i>	<i>22</i>	<i>23</i>	<i>48</i>	<i>24</i>	<i>68</i>	<i>30</i>	<i>-</i>	<i>-</i>	<i>4</i>	<i>95</i>	<i>17</i>
B078: How many of the times when you used cocaine during the last year did you use it along with each of the following drugs—that is, so that their effects overlapped?																	
B078A: With alcohol																	
1. Not at all	37.8	29.8	44.4	39.1	31.3	40.9	37.8	32.7	44.7	32.5	49.1	-	-	82.1	39.9	13.5	
2. A few of the times	21.4	24.3	17.8	22.8	-	7.3	17.7	23.3	33.7	24.5	14.7	-	-	-	21.2	27.9	
3. Some of the times	11.1	12.4	12.3	9.9	-	3.5	6.6	17.8	9.1	13.4	7.7	-	-	17.9	8.2	26.8	
4. Most of the times	15.3	18.6	14.2	13.3	37.4	24.1	21.3	10.7	10.7	13.7	19.8	-	-	-	15.7	17.0	
5. Every time	14.5	15.0	11.3	14.9	31.3	24.2	16.6	15.5	1.9	15.9	8.6	-	-	-	15.1	14.8	
<i>Item 4290 Subject A01h</i>	<i>N†</i>	<i>118</i>	<i>57</i>	<i>49</i>	<i>84</i>	<i>3</i>	<i>22</i>	<i>24</i>	<i>48</i>	<i>25</i>	<i>71</i>	<i>29</i>	<i>-</i>	<i>-</i>	<i>4</i>	<i>97</i>	<i>17</i>
B078B: With marijuana																	
1. Not at all	32.2	22.2	44.1	29.2	31.3	39.9	46.1	19.5	36.0	32.0	27.9	-	-	82.1	32.3	17.3	
2. A few of the times	15.5	16.1	12.4	19.7	37.4	15.1	13.0	19.7	10.7	13.2	22.2	-	-	-	16.2	16.1	
3. Some of the times	22.3	26.1	17.1	17.9	-	3.8	29.9	24.0	27.9	23.4	17.7	-	-	17.9	21.5	29.1	
4. Most of the times	14.7	15.1	16.4	13.1	31.3	17.4	3.5	20.9	11.4	14.3	24.3	-	-	-	14.2	21.1	
5. Every time	15.3	20.5	10.0	20.0	-	23.8	7.6	15.9	14.1	17.1	7.9	-	-	-	15.8	16.3	
<i>Item 4300 Subject A01h</i>	<i>N†</i>	<i>113</i>	<i>55</i>	<i>46</i>	<i>79</i>	<i>3</i>	<i>21</i>	<i>23</i>	<i>45</i>	<i>25</i>	<i>69</i>	<i>27</i>	<i>-</i>	<i>-</i>	<i>4</i>	<i>92</i>	<i>16</i>
B078C: With LSD																	
1. Not at all	92.2	86.6	98.5	93.0	45.5	90.2	97.0	86.9	100.0	93.9	95.3	-	-	100.0	96.4	67.5	
2. A few of the times	2.6	3.9	-	1.0	-	9.8	-	1.8	-	1.2	4.7	-	-	-	1.8	7.7	
3. Some of the times	2.7	4.4	1.5	3.8	-	-	3.0	5.2	-	2.3	-	-	-	-	0.7	14.1	
4. Most of the times	0.9	1.8	-	-	54.5	-	-	2.2	-	-	-	-	-	-	1.1	-	
5. Every time	1.6	3.3	-	2.2	-	-	-	3.9	-	2.6	-	-	-	-	-	10.6	
<i>Item 4310 Subject A01h</i>	<i>N†</i>	<i>107</i>	<i>52</i>	<i>44</i>	<i>76</i>	<i>2</i>	<i>21</i>	<i>22</i>	<i>43</i>	<i>21</i>	<i>65</i>	<i>26</i>	<i>-</i>	<i>-</i>	<i>3</i>	<i>87</i>	<i>16</i>
B078D: With hallucinogens other than LSD																	
1. Not at all	88.0	77.6	98.5	92.2	-	89.8	100.0	82.9	85.1	89.1	87.7	-	-	82.1	92.9	61.2	
2. A few of the times	2.4	5.0	-	-	-	-	-	-	11.5	3.8	-	-	-	-	2.9	-	
3. Some of the times	6.4	12.1	1.5	5.5	-	6.3	-	11.0	3.4	4.5	12.3	-	-	17.9	2.2	27.6	
4. Most of the times	0.9	1.9	-	-	100.0	-	-	2.2	-	-	-	-	-	-	1.1	-	
5. Every time	2.4	3.4	-	2.3	-	4.0	-	3.9	-	2.6	-	-	-	-	0.9	11.2	
<i>Item 4320 Subject A01h</i>	<i>N†</i>	<i>106</i>	<i>50</i>	<i>44</i>	<i>75</i>	<i>1</i>	<i>20</i>	<i>20</i>	<i>43</i>	<i>22</i>	<i>66</i>	<i>25</i>	<i>-</i>	<i>-</i>	<i>4</i>	<i>86</i>	<i>15</i>
B078E: With amphetamines																	
1. Not at all	87.9	80.9	93.1	90.1	-	94.0	92.9	82.4	88.5	86.3	95.2	-	-	82.1	91.9	67.5	
2. A few of the times	4.6	7.3	2.5	3.1	-	-	3.9	3.5	11.5	6.9	-	-	-	-	5.6	-	
3. Some of the times	5.1	6.8	4.4	4.6	-	6.0	3.2	8.1	-	4.3	4.8	-	-	17.9	1.5	21.9	
4. Most of the times	0.9	1.8	-	-	100.0	-	-	2.1	-	-	-	-	-	-	1.1	-	
5. Every time	1.6	3.3	-	2.2	-	-	-	3.9	-	2.6	-	-	-	-	-	10.6	
<i>Item 4330 Subject A01h</i>	<i>N†</i>	<i>107</i>	<i>52</i>	<i>44</i>	<i>77</i>	<i>1</i>	<i>21</i>	<i>20</i>	<i>44</i>	<i>22</i>	<i>66</i>	<i>26</i>	<i>-</i>	<i>-</i>	<i>4</i>	<i>87</i>	<i>16</i>

†=excludes respondents for whom question was inappropriate.

MONITORING THE FUTURE

QUESTIONNAIRE FORM 1 2004	TOTAL	SEX		RACE		REGION				COLLEGE PLANS?		ILLICIT DRUG USE: LIFETIME					
		M	F	White	Black	NE	NC	S	W	Yes	No	None	Mari- juana Only	Few Pills	More Pills	Any Her- oin	
<i>N (Weighted No. of Cases):</i>	2567	1152	1206	1638	263	548	673	875	471	1834	445	1230	583	210	403	38	
<i>% of Weighted Total:</i>	100.0	44.9	47.0	63.8	10.3	21.4	26.2	34.1	18.3	71.4	17.4	47.9	22.7	8.2	15.7	1.5	
B078F: With quaaludes																	
1. Not at all	93.7	88.3	98.5	94.0	45.5	94.0	97.0	88.7	100.0	95.1	95.3	-	-	100.0	98.2	67.5	
2. A few of the times	1.2	2.4	-	-	-	6.0	-	-	-	-	4.7	-	-	-	-	7.7	
3. Some of the times	3.6	6.1	1.5	3.8	54.5	-	3.0	7.4	-	2.3	-	-	-	-	1.8	14.1	
4. Most of the times	-	-	-	-	-	-	-	-	-	-	-	-	-	-	-	-	
5. Every time	1.6	3.2	-	2.2	-	-	-	3.9	-	2.6	-	-	-	-	-	10.6	
<i>Item 4340 Subject A01h</i>	<i>N†</i>	<i>108</i>	<i>53</i>	<i>44</i>	<i>77</i>	<i>2</i>	<i>21</i>	<i>22</i>	<i>43</i>	<i>22</i>	<i>66</i>	<i>26</i>	<i>-</i>	<i>-</i>	<i>3</i>	<i>88</i>	<i>16</i>
B078G: With barbiturates																	
1. Not at all	93.8	88.6	98.5	94.0	100.0	94.0	96.9	89.2	100.0	95.1	92.4	-	-	100.0	99.3	63.2	
2. A few of the times	1.2	2.4	-	-	-	6.0	-	-	-	-	4.8	-	-	-	-	7.7	
3. Some of the times	2.7	4.4	1.5	3.8	-	-	3.1	5.2	-	2.3	-	-	-	-	0.7	14.1	
4. Most of the times	0.7	1.3	-	-	-	-	-	1.6	-	-	2.7	-	-	-	-	4.4	
5. Every time	1.6	3.3	-	2.2	-	-	-	3.9	-	2.6	-	-	-	-	-	10.6	
<i>Item 4350 Subject A01h</i>	<i>N†</i>	<i>107</i>	<i>52</i>	<i>44</i>	<i>77</i>	<i>1</i>	<i>21</i>	<i>21</i>	<i>43</i>	<i>22</i>	<i>66</i>	<i>26</i>	<i>-</i>	<i>-</i>	<i>3</i>	<i>87</i>	<i>16</i>
B078H: With tranquilizers																	
1. Not at all	92.0	88.5	96.1	94.3	100.0	89.6	100.0	86.9	96.8	92.4	92.5	-	-	100.0	96.4	64.3	
2. A few of the times	3.6	5.6	-	1.3	-	10.4	-	2.2	3.2	2.6	4.8	-	-	-	1.8	15.1	
3. Some of the times	2.2	4.5	-	3.1	-	-	-	5.4	-	2.5	-	-	-	-	-	15.8	
4. Most of the times	1.3	1.4	1.6	-	-	-	-	3.2	-	1.0	2.7	-	-	-	0.7	4.9	
5. Every time	0.9	-	2.3	1.3	-	-	-	2.3	-	1.5	-	-	-	-	1.1	-	
<i>Item 4360 Subject A01h</i>	<i>N†</i>	<i>103</i>	<i>51</i>	<i>41</i>	<i>73</i>	<i>2</i>	<i>19</i>	<i>20</i>	<i>42</i>	<i>22</i>	<i>62</i>	<i>26</i>	<i>-</i>	<i>-</i>	<i>3</i>	<i>85</i>	<i>14</i>
B079: What have been the most important reasons for your taking cocaine? (Mark all that apply.)																	
A. To experiment—to see what it's like	78.3	73.6	85.6	75.9	76.2	76.9	78.1	78.4	79.8	78.4	75.9	-	-	100.0	80.3	63.1	
B. To relax or relieve tension	23.5	20.6	26.1	21.7	23.8	4.7	27.1	28.8	28.8	22.0	30.2	-	-	-	19.2	51.0	
C. To feel good or get high	71.9	67.4	73.1	74.1	23.8	68.7	74.6	79.0	58.2	72.4	68.4	-	-	-	74.5	73.7	
D. To seek deeper insights and understanding	10.4	12.8	6.7	8.9	47.8	3.4	7.1	12.5	16.2	9.3	14.4	-	-	20.6	6.9	26.4	
E. To have a good time with my friends	49.8	46.0	49.7	50.3	23.8	51.1	49.4	46.9	54.6	45.9	62.6	-	-	29.5	50.9	48.0	
F. To fit in with a group I like	7.0	3.4	10.1	3.9	23.8	5.2	15.8	1.3	13.1	6.6	9.7	-	-	29.5	5.3	11.3	
G. To get away from my problems or troubles	18.5	11.7	20.8	14.8	23.8	25.2	8.0	23.5	10.3	17.0	13.5	-	-	-	12.9	51.4	
H. Because of boredom, nothing else to do	25.6	28.0	23.6	26.3	23.8	26.1	23.4	22.5	33.6	26.6	28.6	-	-	-	24.6	36.6	
I. Because of anger or frustration	10.5	8.1	12.8	10.1	23.8	3.4	12.6	16.8	3.1	7.8	16.0	-	-	-	6.5	33.2	
J. To get through the day	7.8	4.9	10.1	6.0	47.8	3.4	19.9	5.3	7.0	5.7	14.9	-	-	20.6	7.1	8.9	
K. To increase the effects of some other drug(s)	21.6	30.6	12.2	22.1	23.8	34.3	15.1	19.4	19.0	25.8	20.8	-	-	-	17.5	47.6	
L. To decrease (offset) the effects of some other drug(s)	10.2	7.3	14.7	6.9	23.8	-	24.1	9.2	10.9	11.9	11.9	-	-	-	10.0	13.9	
M. To stay awake	26.3	17.0	34.4	26.0	23.8	23.3	35.3	28.4	17.1	27.3	22.8	-	-	-	27.9	23.5	
N. To get more energy	39.7	38.0	43.2	37.4	23.8	47.7	45.9	32.3	41.3	33.2	62.2	-	-	-	36.8	63.1	
O. Because I am "hooked"—I have to have it	4.8	5.1	3.8	3.1	47.5	3.4	7.9	5.0	3.1	-	19.3	-	-	-	3.5	12.6	
<i>Item 4370-4510 Subject A06a</i>	<i>N†</i>	<i>115</i>	<i>58</i>	<i>46</i>	<i>82</i>	<i>3</i>	<i>24</i>	<i>20</i>	<i>48</i>	<i>23</i>	<i>70</i>	<i>28</i>	<i>-</i>	<i>-</i>	<i>4</i>	<i>93</i>	<i>18</i>
B080: When you take cocaine, how high do you usually get?																	
1. Not at all high	8.9	9.5	10.3	8.7	76.2	3.3	12.9	8.3	12.1	5.7	8.5	-	-	75.7	6.6	4.1	
2. A little high	18.7	13.4	23.3	17.2	23.8	21.6	8.1	24.1	14.8	22.8	12.1	-	-	-	21.1	11.5	
3. Moderately high	37.5	35.1	38.9	41.2	-	36.8	50.5	34.0	32.7	42.2	35.1	-	-	-	38.7	41.7	
4. Very high	30.3	38.1	21.0	29.1	-	31.7	14.3	32.2	40.4	26.1	33.8	-	-	24.3	29.1	38.9	
5. I don't take it to get high	4.6	3.9	6.6	3.8	-	6.6	14.2	1.4	-	3.2	10.5	-	-	-	4.4	3.8	
<i>Item 4520 Subject A01e</i>	<i>N†</i>	<i>119</i>	<i>58</i>	<i>49</i>	<i>85</i>	<i>3</i>	<i>24</i>	<i>23</i>	<i>48</i>	<i>23</i>	<i>71</i>	<i>31</i>	<i>-</i>	<i>-</i>	<i>5</i>	<i>96</i>	<i>18</i>
B081: When you take cocaine, how long do you usually stay high?																	
1. Usually don't get high	12.3	9.5	18.4	12.7	76.2	4.4	26.5	9.5	12.1	8.8	16.8	-	-	75.7	11.0	-	
2. One to two hours	52.2	48.1	49.7	56.2	23.8	62.0	48.7	47.9	54.9	52.8	50.4	-	-	-	56.9	42.8	
3. Three to six hours	23.2	26.7	21.2	24.4	-	18.2	13.7	29.0	26.1	29.2	7.4	-	-	-	23.8	26.9	
4. Seven to 24 hours	9.2	14.5	5.0	4.2	-	15.3	11.1	8.7	2.0	7.6	17.6	-	-	-	5.7	30.4	
5. More than 24 hours	3.0	1.2	5.7	2.5	-	-	-	4.9	5.0	1.5	7.8	-	-	24.3	2.5	-	
<i>Item 4530 Subject A01f</i>	<i>N†</i>	<i>119</i>	<i>58</i>	<i>50</i>	<i>86</i>	<i>3</i>	<i>24</i>	<i>23</i>	<i>48</i>	<i>23</i>	<i>72</i>	<i>31</i>	<i>-</i>	<i>-</i>	<i>5</i>	<i>95</i>	<i>18</i>

†=excludes respondents for whom question was inappropriate.

DESCRIPTIVE RESULTS: 2004

83

QUESTIONNAIRE FORM 1 2004	TOTAL	SEX		RACE		REGION				COLLEGE PLANS?		ILLICIT DRUG USE: LIFETIME					
		M	F	White	Black	NE	NC	S	W	Yes	No	None	Mari- juana Only	Few Pills	More Pills	Any Her- oin	
<i>N (Weighted No. of Cases):</i>	2567	1152	1206	1638	263	548	673	875	471	1834	445	1230	583	210	403	38	
<i>% of Weighted Total:</i>	100.0	44.9	47.0	63.8	10.3	21.4	26.2	34.1	18.3	71.4	17.4	47.9	22.7	8.2	15.7	1.5	
B082: Have you ever tried to stop using cocaine and found that you couldn't stop?																	
1. Yes	12.0	8.2	11.6	9.6	71.6	13.9	21.5	10.7	3.4	5.0	21.0	-	-	14.9	10.4	15.8	
2. No	88.0	91.8	88.4	90.4	28.4	86.1	78.5	89.3	96.6	95.0	79.0	-	-	85.1	89.6	84.2	
<i>Item 4540 Subject A01i</i>	<i>N†</i>	<i>114</i>	<i>56</i>	<i>46</i>	<i>82</i>	<i>3</i>	<i>24</i>	<i>21</i>	<i>49</i>	<i>21</i>	<i>69</i>	<i>29</i>	<i>-</i>	<i>-</i>	<i>5</i>	<i>90</i>	<i>18</i>
B083: What forms of cocaine have you used? (Mark all that apply.)																	
A. Cocaine powder	95.6	98.4	92.9	96.9	71.6	100.0	100.0	98.0	83.1	100.0	88.6	-	-	100.0	94.6	100.0	
B. "Crack" or "rock"	33.0	30.9	29.5	28.2	47.5	18.4	33.4	32.9	47.1	25.5	50.2	-	-	49.5	23.1	80.2	
C. "Freebase" or "base"	23.6	26.5	18.9	21.1	23.8	13.3	25.5	30.9	17.7	21.1	20.4	-	-	14.8	17.4	57.9	
D. Coca paste	11.8	13.5	7.2	9.5	52.2	13.3	16.6	14.9	-	8.3	18.4	-	-	14.8	5.5	43.7	
<i>Item 4531-4534 Subject A01l</i>	<i>N†</i>	<i>116</i>	<i>59</i>	<i>46</i>	<i>82</i>	<i>3</i>	<i>24</i>	<i>19</i>	<i>48</i>	<i>24</i>	<i>71</i>	<i>28</i>	<i>-</i>	<i>-</i>	<i>5</i>	<i>93</i>	<i>18</i>
B084: What methods have you used for taking cocaine? (Mark all that apply.)																	
A. Sniffing or "snorting"	93.9	93.1	93.4	94.1	71.6	95.8	86.1	96.7	92.8	96.8	93.8	-	-	52.3	95.4	100.0	
B. Smoking	41.2	46.1	33.1	37.2	23.8	25.5	44.0	46.5	43.7	36.2	60.2	-	-	9.6	34.2	87.3	
C. Injection	5.3	6.6	3.7	5.3	-	9.9	-	6.7	2.5	3.7	10.4	-	-	-	1.8	25.0	
D. Inhaling fumes	17.0	20.6	11.5	14.5	23.8	13.3	17.2	27.3	-	12.5	38.0	-	-	-	9.5	60.9	
E. By mouth	31.6	31.1	34.7	32.3	23.8	12.8	60.3	36.9	15.5	24.6	52.0	-	-	33.0	26.0	61.1	
F. Other	3.5	4.7	2.8	2.1	28.4	4.7	3.2	4.8	-	3.4	2.5	-	-	14.8	1.0	10.1	
<i>Item 4550-4590 Subject A05d</i>	<i>N†</i>	<i>116</i>	<i>59</i>	<i>46</i>	<i>82</i>	<i>3</i>	<i>24</i>	<i>20</i>	<i>48</i>	<i>24</i>	<i>72</i>	<i>28</i>	<i>-</i>	<i>-</i>	<i>5</i>	<i>93</i>	<i>18</i>
B085: Do you think you will be using cocaine five years from now?																	
1. I definitely will	0.6	0.8	0.4	0.5	1.6	0.7	0.5	0.7	0.5	0.3	1.5	0.4	0.3	0.5	1.1	8.3	
2. I probably will	1.2	1.2	0.8	1.1	0.9	0.8	1.3	0.8	2.2	0.4	2.8	0.1	0.8	1.0	3.9	17.9	
3. I probably will not	7.8	8.8	6.5	8.5	1.5	9.4	7.8	6.3	8.9	7.0	9.9	3.1	6.9	9.9	20.9	28.1	
4. I definitely will not	90.4	89.2	92.3	89.9	96.0	89.2	90.4	92.2	88.4	92.3	85.8	96.5	92.0	88.6	74.1	45.7	
<i>Item 4600 Subject A04a</i>	<i>N</i>	<i>2363</i>	<i>1099</i>	<i>1176</i>	<i>1596</i>	<i>240</i>	<i>489</i>	<i>617</i>	<i>816</i>	<i>441</i>	<i>1777</i>	<i>431</i>	<i>1187</i>	<i>528</i>	<i>202</i>	<i>369</i>	<i>38</i>
The next questions are about HEROIN.																	
B086: On how many occasions (if any) have you taken heroin . . .																	
B086A: . . . in your lifetime?																	
1. 0 occasions	98.4	97.6	99.2	98.5	99.1	98.3	98.7	97.6	99.4	98.7	96.8	100.0	100.0	100.0	100.0	-	
2. 1-2	0.6	0.9	0.3	0.7	-	0.4	0.9	0.8	-	0.4	1.7	-	-	-	-	36.9	
3. 3-5	0.2	0.1	0.3	0.1	-	0.4	0.1	0.3	0.1	0.2	0.3	-	-	-	-	14.4	
4. 6-9	0.2	0.3	0.1	0.2	-	0.1	-	0.4	-	0.2	-	-	-	-	-	11.5	
5. 10-19	0.1	0.1	-	-	-	0.3	-	-	-	-	0.3	-	-	-	-	3.2	
6. 20-39	0.1	0.2	-	0.1	-	0.2	-	0.1	-	0.1	0.2	-	-	-	-	4.7	
7. 40 or more	0.5	0.9	*	0.3	0.9	0.3	0.3	0.8	0.5	0.5	0.7	-	-	-	-	29.3	
<i>Item 1100 Subject A01a</i>	<i>N</i>	<i>2358</i>	<i>1099</i>	<i>1176</i>	<i>1594</i>	<i>242</i>	<i>482</i>	<i>623</i>	<i>822</i>	<i>431</i>	<i>1777</i>	<i>429</i>	<i>1185</i>	<i>535</i>	<i>206</i>	<i>362</i>	<i>38</i>
B086B: . . . during the last 12 months?																	
1. 0 occasions	98.9	98.0	99.8	99.1	99.1	98.5	99.3	98.4	99.4	99.2	97.7	100.0	100.0	100.0	100.0	28.6	
2. 1-2	0.5	0.8	0.2	0.4	-	0.6	0.4	0.7	0.1	0.3	1.2	-	-	-	-	31.1	
3. 3-5	*	-	-	-	-	0.1	-	-	-	-	-	-	-	-	-	1.9	
4. 6-9	0.2	0.5	-	0.3	-	0.7	-	0.3	-	0.2	0.3	-	-	-	-	15.6	
5. 10-19	0.1	0.2	-	-	0.6	-	-	0.1	0.3	-	0.5	-	-	-	-	5.8	
6. 20-39	0.1	0.2	*	0.1	-	-	-	0.2	0.1	0.1	-	-	-	-	-	6.0	
7. 40 or more	0.2	0.3	-	0.1	0.3	-	0.3	0.3	-	0.1	0.4	-	-	-	-	11.1	
<i>Item 1110 Subject A01b</i>	<i>N</i>	<i>2359</i>	<i>1099</i>	<i>1176</i>	<i>1593</i>	<i>243</i>	<i>482</i>	<i>622</i>	<i>823</i>	<i>432</i>	<i>1778</i>	<i>429</i>	<i>1185</i>	<i>536</i>	<i>206</i>	<i>363</i>	<i>37</i>
B086C: . . . during the last 30 days?																	
1. 0 occasions	99.4	98.8	99.9	99.4	99.1	99.0	99.7	99.2	99.5	99.5	98.5	100.0	100.0	100.0	100.0	59.3	
2. 1-2	0.2	0.4	0.1	0.2	-	0.7	-	0.2	-	0.2	0.5	-	-	-	-	14.7	
3. 3-5	0.1	0.1	*	-	-	0.3	-	-	0.1	*	0.3	-	-	-	-	4.7	
4. 6-9	0.2	0.3	-	0.1	0.6	-	-	0.3	0.3	0.1	0.3	-	-	-	-	9.9	
5. 10-19	0.1	0.2	-	0.1	-	-	-	0.2	-	0.1	-	-	-	-	-	4.6	
6. 20-39	-	-	-	-	-	-	-	-	-	-	-	-	-	-	-	-	
7. 40 or more	0.1	0.2	-	0.1	0.3	-	0.3	0.1	-	0.1	0.4	-	-	-	-	6.8	
<i>Item 1120 Subject A01c</i>	<i>N</i>	<i>2357</i>	<i>1098</i>	<i>1176</i>	<i>1593</i>	<i>242</i>	<i>482</i>	<i>622</i>	<i>822</i>	<i>431</i>	<i>1777</i>	<i>429</i>	<i>1185</i>	<i>535</i>	<i>206</i>	<i>362</i>	<i>37</i>

*=less than .05 percent. †=excludes respondents for whom question was inappropriate.

MONITORING THE FUTURE

QUESTIONNAIRE FORM 1 2004	TOTAL	SEX		RACE		REGION				COLLEGE PLANS?		ILLCIT DRUG USE: LIFETIME				
		M	F	White	Black	NE	NC	S	W	Yes	No	None	Mari- juana Only	Few Pills	More Pills	Any Her- oin
<i>N (Weighted No. of Cases):</i>	2567	1152	1206	1638	263	548	673	875	471	1834	445	1230	583	210	403	38
<i>% of Weighted Total:</i>	100.0	44.9	47.0	63.8	10.3	21.4	26.2	34.1	18.3	71.4	17.4	47.9	22.7	8.2	15.7	1.5
<p>The next questions are about NARCOTICS OTHER THAN HEROIN, which are sometimes prescribed by doctors. Drugstores are not supposed to sell them without a prescription. These include: Methadone, Codeine, OxyContin, Percodan, Opium, Demerol, Percocet, Dilaudid, Morphine, and Vicodin.</p> <p>B087: Have you ever taken any narcotics other than heroin because a doctor told you to use them?</p> <p>1. No</p> <p>2. Yes, but I had already tried them on my own</p> <p>3. Yes, and it was the first time I took any</p> <p><i>Item 5020 Subject A01j</i></p> <p>B088: On how many occasions (if any) have you taken narcotics other than heroin on your own—that is, without a doctor telling you to take them . . .</p> <p>B088A: . . . in your lifetime?</p> <p>1. 0 occasions</p> <p>2. 1-2</p> <p>3. 3-5</p> <p>4. 6-9</p> <p>5. 10-19</p> <p>6. 20-39</p> <p>7. 40 or more</p> <p><i>Item 1130 Subject A01a</i></p> <p>B088B: . . . during the last 12 months?</p> <p>1. 0 occasions</p> <p>2. 1-2</p> <p>3. 3-5</p> <p>4. 6-9</p> <p>5. 10-19</p> <p>6. 20-39</p> <p>7. 40 or more</p> <p><i>Item 1140 Subject A01b</i></p> <p>B088C: . . . during the last 30 days?</p> <p>1. 0 occasions</p> <p>2. 1-2</p> <p>3. 3-5</p> <p>4. 6-9</p> <p>5. 10-19</p> <p>6. 20-39</p> <p>7. 40 or more</p> <p><i>Item 1150 Subject A01c</i></p> <p>IF YOU HAVE NOT TAKEN NARCOTICS OTHER THAN HEROIN IN THE LAST TWELVE MONTHS, GO TO Q.B097.</p> <p>THE FOLLOWING QUESTIONS REFER ONLY TO TAKING NARCOTICS OTHER THAN HEROIN WITHOUT A DOCTOR'S ORDERS. IF YOU HAVE NOT DONE THIS IN THE LAST TWELVE MONTHS, GO TO Q.B097.</p> <p>B089: When you used narcotics other than heroin during the last year, how often did you use them in each of the following situations?</p>																
	83.0	83.3	82.5	79.8	95.3	81.9	81.5	85.2	82.2	81.6	86.8	89.2	88.4	67.8	65.9	48.4
	3.6	3.7	2.9	3.9	0.3	4.2	4.1	2.8	3.8	3.1	4.2	-	-	4.1	16.9	36.8
	13.4	13.0	14.6	16.3	4.3	14.0	14.5	12.0	14.0	15.3	9.0	10.8	11.6	28.1	17.1	14.7
	2364	1109	1174	1599	239	485	621	821	436	1778	432	1181	536	207	370	38
	87.5	87.0	88.3	85.3	98.4	86.9	88.5	87.9	85.8	88.5	85.2	100.0	100.0	65.9	46.5	22.7
	4.5	4.2	4.9	5.7	1.2	5.1	3.4	5.0	4.2	4.7	3.5	-	-	34.1	9.0	7.5
	2.7	2.6	2.9	3.1	-	3.1	2.6	2.2	3.4	2.0	5.7	-	-	-	16.0	14.7
	1.4	1.0	1.6	1.7	0.4	0.9	1.4	1.6	1.6	1.5	0.8	-	-	-	7.6	13.7
	1.6	2.3	1.0	1.9	-	1.5	2.0	1.1	1.9	1.3	2.7	-	-	-	9.0	9.5
	0.7	0.8	0.5	0.9	-	0.5	0.6	0.7	0.8	0.7	0.5	-	-	-	3.3	9.3
	1.7	2.0	0.8	1.3	-	1.9	1.4	1.5	2.2	1.3	1.6	-	-	-	8.6	22.6
	2353	1102	1167	1594	238	483	619	818	434	1770	429	1183	532	203	370	35
	91.5	91.4	92.0	90.4	98.7	91.4	92.0	92.6	89.1	92.4	89.3	100.0	100.0	87.6	57.6	50.7
	2.9	2.1	3.7	3.4	1.3	2.7	2.0	3.1	3.8	2.8	3.3	-	-	12.4	10.8	7.3
	2.1	2.4	1.9	2.2	-	2.1	2.4	1.6	2.6	1.9	3.1	-	-	-	12.0	12.4
	1.3	1.6	1.0	1.6	-	1.5	1.7	1.0	1.2	1.3	1.3	-	-	-	7.4	10.1
	1.0	1.3	0.6	1.3	-	1.0	0.6	1.0	1.8	0.7	1.7	-	-	-	6.0	5.6
	0.4	0.5	0.3	0.5	-	0.4	0.2	0.4	0.7	0.3	0.6	-	-	-	1.5	11.6
	0.8	0.7	0.4	0.7	-	1.0	1.1	0.2	0.9	0.5	0.7	-	-	-	4.6	2.3
	2351	1102	1165	1592	238	483	619	818	432	1770	427	1183	532	200	370	35
	95.7	95.2	96.6	95.0	99.5	95.0	96.6	95.9	94.8	96.4	94.1	100.0	100.0	95.4	78.7	61.0
	2.4	2.5	2.6	3.0	0.5	2.9	1.8	2.3	3.1	2.0	4.1	-	-	4.6	11.4	17.5
	0.7	1.0	0.4	0.8	-	0.5	0.4	1.1	0.6	0.8	0.5	-	-	-	3.6	10.0
	0.5	0.6	0.3	0.6	-	1.0	0.3	0.4	0.6	0.4	0.5	-	-	-	2.7	7.5
	0.3	0.4	0.2	0.3	-	0.1	0.2	0.3	0.5	0.2	0.3	-	-	-	1.4	4.0
	0.2	0.3	-	0.2	-	0.3	0.3	-	0.2	0.1	0.4	-	-	-	1.1	-
	0.2	0.1	-	0.1	-	0.2	0.4	-	0.3	0.1	-	-	-	-	1.2	-
	2350	1102	1165	1592	238	482	618	818	432	1770	427	1183	532	201	369	35

DESCRIPTIVE RESULTS: 2004

85

QUESTIONNAIRE FORM 1 2004	TOTAL	SEX		RACE		REGION				COLLEGE PLANS?		ILLCIT DRUG USE: LIFETIME					
		M	F	White	Black	NE	NC	S	W	Yes	No	None	Mari- juana Only	Few Pills	More Pills	Any Her- oin	
<i>N (Weighted No. of Cases):</i>	2567	1152	1206	1638	263	548	673	875	471	1834	445	1230	583	210	403	38	
<i>% of Weighted Total:</i>	100.0	44.9	47.0	63.8	10.3	21.4	26.2	34.1	18.3	71.4	17.4	47.9	22.7	8.2	15.7	1.5	
B089A: When you were alone																	
1. Not at all	42.0	33.6	56.1	43.0	-	43.9	41.0	51.0	29.4	40.7	53.1	-	-	66.2	41.8	15.7	
2. A few of the times	28.3	39.5	16.6	27.5	100.0	27.7	15.2	30.9	39.3	30.8	24.5	-	-	22.5	29.8	21.5	
3. Some of the times	11.8	15.8	5.4	11.8	-	13.8	12.3	10.2	11.4	9.7	14.0	-	-	-	10.3	37.8	
4. Most of the times	10.1	5.8	14.2	10.4	-	8.3	23.6	1.2	8.9	11.3	7.2	-	-	6.3	10.0	15.1	
5. Every time	7.9	5.2	7.7	7.3	-	6.3	7.9	6.7	11.1	7.5	1.2	-	-	5.0	8.1	9.9	
<i>Item 5030 Subject A05a</i>	<i>N†</i>	<i>184</i>	<i>89</i>	<i>83</i>	<i>141</i>	<i>2</i>	<i>38</i>	<i>46</i>	<i>57</i>	<i>43</i>	<i>121</i>	<i>44</i>	<i>-</i>	<i>-</i>	<i>20</i>	<i>147</i>	<i>17</i>
B089B: With just 1 or 2 other people																	
1. Not at all	22.1	19.7	26.9	23.7	100.0	9.0	31.9	21.8	23.8	22.3	19.6	-	-	32.8	22.3	7.8	
2. A few of the times	37.2	37.4	37.9	35.2	-	40.4	33.6	35.1	40.8	41.9	31.6	-	-	48.9	36.5	30.0	
3. Some of the times	21.1	25.2	13.6	19.5	-	33.8	10.9	17.9	25.1	20.9	17.2	-	-	-	21.9	38.6	
4. Most of the times	11.0	11.7	10.7	11.5	-	8.3	18.1	12.2	4.2	9.2	19.0	-	-	-	12.5	10.2	
5. Every time	8.6	6.0	10.9	10.0	-	8.5	5.6	13.1	6.1	5.7	12.6	-	-	18.3	6.8	13.4	
<i>Item 5040 Subject A05b</i>	<i>N†</i>	<i>183</i>	<i>89</i>	<i>83</i>	<i>141</i>	<i>2</i>	<i>38</i>	<i>45</i>	<i>57</i>	<i>43</i>	<i>121</i>	<i>44</i>	<i>-</i>	<i>-</i>	<i>20</i>	<i>146</i>	<i>17</i>
B089C: At a party																	
1. Not at all	43.8	38.8	51.9	47.4	54.7	33.5	49.3	39.6	52.3	41.2	53.3	-	-	64.5	42.4	31.2	
2. A few of the times	17.9	18.3	15.8	16.2	-	13.3	13.6	21.5	21.5	20.4	13.0	-	-	24.5	17.0	17.6	
3. Some of the times	18.7	21.1	17.4	15.7	45.3	19.5	15.6	24.3	14.0	20.1	11.5	-	-	-	19.6	32.5	
4. Most of the times	11.2	12.2	8.3	10.8	-	20.1	12.5	5.6	9.6	11.3	9.6	-	-	-	13.0	8.3	
5. Every time	8.4	9.5	6.7	9.9	-	13.6	9.0	9.0	2.7	7.0	12.7	-	-	11.0	7.9	10.4	
<i>Item 5050 Subject A05c</i>	<i>N†</i>	<i>182</i>	<i>88</i>	<i>83</i>	<i>140</i>	<i>2</i>	<i>37</i>	<i>45</i>	<i>57</i>	<i>43</i>	<i>121</i>	<i>43</i>	<i>-</i>	<i>-</i>	<i>20</i>	<i>146</i>	<i>16</i>
B089D: When your date or spouse was present																	
1. Not at all	62.8	65.4	64.3	69.0	54.7	57.5	72.4	51.0	72.6	62.9	71.1	-	-	90.7	61.2	44.3	
2. A few of the times	14.3	20.2	8.2	10.9	-	16.2	6.2	17.5	17.0	16.0	11.1	-	-	9.3	14.7	16.2	
3. Some of the times	10.4	10.0	10.2	7.4	45.3	10.0	5.0	17.8	6.9	11.2	3.6	-	-	-	9.2	32.4	
4. Most of the times	7.3	2.4	8.1	7.0	-	8.6	10.9	9.1	-	5.6	6.9	-	-	-	9.1	-	
5. Every time	5.2	2.0	9.3	5.7	-	7.8	5.6	4.6	3.5	4.2	7.3	-	-	-	5.7	7.2	
<i>Item 5060 Subject A05b</i>	<i>N†</i>	<i>181</i>	<i>87</i>	<i>83</i>	<i>139</i>	<i>2</i>	<i>36</i>	<i>45</i>	<i>57</i>	<i>43</i>	<i>121</i>	<i>42</i>	<i>-</i>	<i>-</i>	<i>20</i>	<i>145</i>	<i>17</i>
B089E: When people over age 30 were present																	
1. Not at all	64.9	65.2	70.2	67.6	65.4	63.1	64.4	61.4	71.6	69.7	62.0	-	-	81.9	63.4	56.7	
2. A few of the times	12.5	10.0	14.6	10.8	-	12.4	11.4	19.3	4.6	14.0	8.2	-	-	11.8	12.8	11.2	
3. Some of the times	13.7	11.8	9.4	13.4	34.6	15.9	8.7	11.6	20.0	9.5	14.0	-	-	-	14.3	24.8	
4. Most of the times	6.8	10.2	4.1	7.4	-	2.1	12.3	7.6	3.9	4.5	12.9	-	-	-	8.5	-	
5. Every time	2.2	2.8	1.8	0.9	-	6.5	3.2	-	-	2.3	2.8	-	-	6.3	1.0	7.2	
<i>Item 5070 Subject A05b</i>	<i>N†</i>	<i>183</i>	<i>89</i>	<i>82</i>	<i>140</i>	<i>3</i>	<i>38</i>	<i>46</i>	<i>57</i>	<i>42</i>	<i>120</i>	<i>44</i>	<i>-</i>	<i>-</i>	<i>20</i>	<i>145</i>	<i>17</i>
B089F: During the daytime (before 4:00 p.m.)																	
1. Not at all	38.1	41.4	38.0	38.7	65.4	44.8	26.1	48.6	31.1	44.9	31.6	-	-	80.5	34.4	18.7	
2. A few of the times	29.0	27.4	33.0	27.1	34.6	24.3	41.3	22.0	29.2	30.6	25.3	-	-	13.1	30.2	37.8	
3. Some of the times	17.9	15.8	14.4	16.6	-	19.2	10.3	16.5	27.0	15.9	15.9	-	-	-	18.5	33.6	
4. Most of the times	9.4	13.5	5.7	11.1	-	8.4	13.3	6.6	10.0	5.1	16.3	-	-	-	10.7	9.9	
5. Every time	5.5	1.8	8.9	6.4	-	3.2	9.0	6.3	2.7	3.5	10.9	-	-	6.3	6.1	-	
<i>Item 5080 Subject A05c</i>	<i>N†</i>	<i>183</i>	<i>89</i>	<i>82</i>	<i>140</i>	<i>3</i>	<i>38</i>	<i>46</i>	<i>57</i>	<i>42</i>	<i>120</i>	<i>44</i>	<i>-</i>	<i>-</i>	<i>20</i>	<i>145</i>	<i>17</i>
B089G: At your home (or apartment or dorm)																	
1. Not at all	31.7	32.2	34.9	32.9	100.0	36.7	27.3	36.5	25.8	30.4	37.0	-	-	67.3	28.2	18.7	
2. A few of the times	27.1	28.0	25.9	29.1	-	26.6	25.0	34.3	20.4	29.7	26.7	-	-	21.8	28.0	26.5	
3. Some of the times	15.4	18.7	10.0	11.0	-	20.5	9.0	15.2	18.0	16.6	8.0	-	-	-	14.5	40.8	
4. Most of the times	15.5	14.7	15.2	16.3	-	7.2	25.3	9.3	20.5	11.3	26.2	-	-	-	19.0	4.1	
5. Every time	10.2	6.4	14.0	10.7	-	9.1	13.4	4.7	15.2	12.0	2.2	-	-	10.8	10.2	9.9	
<i>Item 5090 Subject A05c</i>	<i>N†</i>	<i>183</i>	<i>88</i>	<i>84</i>	<i>141</i>	<i>3</i>	<i>38</i>	<i>46</i>	<i>57</i>	<i>42</i>	<i>120</i>	<i>44</i>	<i>-</i>	<i>-</i>	<i>20</i>	<i>145</i>	<i>17</i>
B089H: At school																	
1. Not at all	58.7	49.7	73.5	63.8	65.4	51.8	55.7	75.9	45.1	61.9	56.6	-	-	93.9	55.2	47.0	
2. A few of the times	15.3	14.0	15.6	10.7	-	14.5	17.6	4.6	27.8	12.2	22.5	-	-	6.1	15.5	24.1	
3. Some of the times	18.8	26.6	6.3	17.3	34.6	23.3	14.5	14.7	24.6	15.6	19.7	-	-	-	20.2	28.9	
4. Most of the times	5.6	7.2	3.6	6.1	-	4.3	12.1	3.6	2.5	7.8	1.2	-	-	-	7.0	-	
5. Every time	1.6	2.5	1.0	2.1	-	6.1	-	1.2	-	2.5	-	-	-	-	2.1	-	
<i>Item 5100 Subject A05c</i>	<i>N†</i>	<i>182</i>	<i>87</i>	<i>84</i>	<i>140</i>	<i>3</i>	<i>38</i>	<i>45</i>	<i>57</i>	<i>42</i>	<i>120</i>	<i>44</i>	<i>-</i>	<i>-</i>	<i>20</i>	<i>145</i>	<i>17</i>

†=excludes respondents for whom question was inappropriate.

MONITORING THE FUTURE

QUESTIONNAIRE FORM 1 2004	TOTAL	SEX		RACE		REGION				COLLEGE PLANS?		ILLICIT DRUG USE: LIFETIME					
		M	F	White	Black	NE	NC	S	W	Yes	No	None	Mari- juana Only	Few Pills	More Pills	Any Her- oin	
<i>N (Weighted No. of Cases):</i>	2567	1152	1206	1638	263	548	673	875	471	1834	445	1230	583	210	403	38	
<i>% of Weighted Total:</i>	100.0	44.9	47.0	63.8	10.3	21.4	26.2	34.1	18.3	71.4	17.4	47.9	22.7	8.2	15.7	1.5	
B089I: In a car																	
1. Not at all	53.1	45.8	61.1	54.8	65.4	46.7	51.0	57.0	55.7	56.3	46.3	-	-	87.6	50.7	32.3	
2. A few of the times	22.7	26.8	20.3	21.7	-	22.2	20.9	20.3	28.4	22.1	28.4	-	-	3.4	25.7	20.6	
3. Some of the times	11.8	11.8	10.2	11.3	-	9.8	6.5	18.7	9.8	13.0	4.2	-	-	-	11.3	29.4	
4. Most of the times	9.9	13.5	5.1	9.0	34.6	16.0	20.3	2.9	2.5	6.3	16.8	-	-	-	10.7	14.1	
5. Every time	2.6	2.1	3.4	3.2	-	5.4	1.1	1.1	3.5	2.3	4.3	-	-	9.0	1.6	3.5	
<i>Item 5120 Subject A05c</i>	<i>N†</i>	182	87	84	140	3	38	45	57	42	120	44	-	-	20	145	17
B090: How many of the times when you used narcotics other than heroin during the last year did you use them along with each of the following drugs—that is, so that their effects overlapped?																	
B090A: With alcohol																	
1. Not at all	40.2	38.5	41.8	43.8	65.4	30.8	34.9	44.8	48.1	40.1	41.0	-	-	44.8	42.1	16.0	
2. A few of the times	24.5	21.6	30.1	21.8	-	16.8	18.0	29.5	31.7	26.6	22.1	-	-	37.1	24.4	11.5	
3. Some of the times	15.1	22.6	7.6	15.0	-	18.5	19.7	12.0	10.9	11.4	26.2	-	-	6.3	12.7	45.2	
4. Most of the times	11.0	12.7	6.6	9.2	34.6	18.5	12.8	8.5	5.4	11.7	2.8	-	-	-	11.4	20.3	
5. Every time	9.4	4.6	14.0	10.3	-	15.4	14.5	5.2	3.9	10.1	7.8	-	-	11.8	9.4	7.0	
<i>Item 5130 Subject A01h</i>	<i>N†</i>	182	89	82	139	3	38	45	57	42	120	44	-	-	20	145	17
B090B: With marijuana																	
1. Not at all	39.2	37.8	43.1	40.6	100.0	26.0	40.4	34.4	56.8	37.7	45.5	-	-	62.8	38.8	13.0	
2. A few of the times	20.2	18.2	21.0	20.0	-	18.3	16.5	28.6	14.6	22.3	12.9	-	-	19.8	21.0	14.9	
3. Some of the times	18.8	19.3	17.0	16.6	-	21.8	27.1	10.4	18.3	20.4	14.1	-	-	-	20.1	30.0	
4. Most of the times	5.9	5.4	6.2	6.1	-	9.4	1.9	8.8	2.9	4.9	10.8	-	-	6.3	4.4	18.6	
5. Every time	15.9	19.3	12.7	16.7	-	24.5	14.1	17.7	7.5	14.7	16.6	-	-	11.0	15.8	23.5	
<i>Item 5140 Subject A01h</i>	<i>N†</i>	178	86	81	136	3	38	44	55	41	117	44	-	-	20	141	17
B090C: With LSD																	
1. Not at all	94.0	91.7	95.6	94.6	65.4	90.6	100.0	87.1	100.0	93.2	97.2	-	-	100.0	97.7	56.5	
2. A few of the times	1.8	1.1	2.8	1.6	34.6	-	-	5.7	-	1.9	-	-	-	-	2.3	-	
3. Some of the times	4.3	7.2	1.5	3.8	-	9.4	-	7.2	-	4.8	2.8	-	-	-	-	43.5	
4. Most of the times	-	-	-	-	-	-	-	-	-	-	-	-	-	-	-	-	
5. Every time	-	-	-	-	-	-	-	-	-	-	-	-	-	-	-	-	
<i>Item 5150 Subject A01h</i>	<i>N†</i>	177	87	78	134	3	38	42	55	41	114	44	-	-	19	140	17
B090D: With hallucinogens other than LSD																	
1. Not at all	92.3	88.7	96.0	94.8	65.4	85.4	100.0	88.9	95.4	91.8	95.6	-	-	96.6	97.0	48.9	
2. A few of the times	3.9	3.7	4.0	1.5	-	11.7	-	1.2	4.6	4.4	2.8	-	-	3.4	2.3	17.7	
3. Some of the times	3.8	7.6	-	3.8	34.6	2.9	-	9.9	-	3.7	1.6	-	-	-	0.7	33.4	
4. Most of the times	-	-	-	-	-	-	-	-	-	-	-	-	-	-	-	-	
5. Every time	-	-	-	-	-	-	-	-	-	-	-	-	-	-	-	-	
<i>Item 5160 Subject A01h</i>	<i>N†</i>	178	88	78	135	3	38	42	57	41	116	44	-	-	20	140	17
B090E: With amphetamines																	
1. Not at all	90.5	88.5	92.1	92.0	65.4	88.0	90.5	88.3	95.9	89.6	94.8	-	-	96.6	94.7	48.6	
2. A few of the times	3.8	4.3	3.1	2.3	34.6	2.6	3.4	4.7	4.1	3.4	2.4	-	-	3.4	3.4	7.8	
3. Some of the times	5.7	7.2	4.8	5.7	-	9.4	6.1	7.0	-	7.1	2.8	-	-	-	1.8	43.5	
4. Most of the times	-	-	-	-	-	-	-	-	-	-	-	-	-	-	-	-	
5. Every time	-	-	-	-	-	-	-	-	-	-	-	-	-	-	-	-	
<i>Item 5170 Subject A01h</i>	<i>N†</i>	177	87	78	134	3	38	42	57	40	115	44	-	-	20	140	17
B090F: With quaaludes																	
1. Not at all	94.9	91.7	98.5	96.2	65.4	90.6	100.0	91.1	98.5	95.2	97.2	-	-	100.0	99.3	52.9	
2. A few of the times	0.3	-	-	-	-	-	-	-	1.5	-	-	-	-	-	-	3.5	
3. Some of the times	3.6	5.8	1.5	3.8	-	6.1	-	7.2	-	4.8	-	-	-	-	-	36.4	
4. Most of the times	1.2	2.5	-	-	34.6	3.3	-	1.7	-	-	2.8	-	-	-	0.7	7.2	
5. Every time	-	-	-	-	-	-	-	-	-	-	-	-	-	-	-	-	
<i>Item 5180 Subject A01h</i>	<i>N†</i>	177	87	78	134	3	38	42	55	41	114	44	-	-	19	140	17

†=excludes respondents for whom question was inappropriate.

QUESTIONNAIRE FORM 1 2004	TOTAL	SEX		RACE		REGION				COLLEGE PLANS?		ILLICIT DRUG USE: LIFETIME					
		M	F	White	Black	NE	NC	S	W	Yes	No	None	Mari- juana Only	Few Pills	More Pills	Any Her- oin	
<i>N (Weighted No. of Cases):</i>	2567	1152	1206	1638	263	548	673	875	471	1834	445	1230	583	210	403	38	
<i>% of Weighted Total:</i>	100.0	44.9	47.0	63.8	10.3	21.4	26.2	34.1	18.3	71.4	17.4	47.9	22.7	8.2	15.7	1.5	
B090G: With barbiturates																	
1. Not at all	94.8	91.5	98.4	96.1	65.4	90.6	100.0	90.7	98.5	95.1	97.1	-	-	100.0	99.3	52.9	
2. A few of the times	1.1	1.5	-	-	-	3.3	-	-	1.5	-	2.9	-	-	-	-	10.7	
3. Some of the times	4.2	7.1	1.6	3.9	34.6	6.1	-	9.3	-	4.9	-	-	-	-	0.7	36.4	
4. Most of the times	-	-	-	-	-	-	-	-	-	-	-	-	-	-	-	-	
5. Every time	-	-	-	-	-	-	-	-	-	-	-	-	-	-	-	-	
<i>Item 5190 Subject A01h</i>	<i>N†</i>	174	85	77	131	3	38	42	53	40	113	43	-	-	19	137	17
B090H: With tranquilizers																	
1. Not at all	86.7	83.3	91.0	89.2	100.0	88.2	96.2	76.1	90.0	86.5	87.9	-	-	95.8	90.2	48.9	
2. A few of the times	5.8	4.4	7.5	5.0	-	2.2	-	11.6	7.2	7.2	3.0	-	-	4.2	6.3	3.5	
3. Some of the times	6.4	11.5	1.6	5.8	-	9.7	3.8	11.0	-	6.3	7.6	-	-	-	2.7	43.5	
4. Most of the times	1.1	0.8	-	-	-	-	-	1.3	2.8	-	1.6	-	-	-	0.8	4.0	
5. Every time	-	-	-	-	-	-	-	-	-	-	-	-	-	-	-	-	
<i>Item 5200 Subject A01h</i>	<i>N†</i>	175	87	77	135	2	37	42	55	41	114	44	-	-	19	138	17
B090I: With cocaine																	
1. Not at all	86.1	84.6	88.4	92.1	65.4	90.6	91.1	78.8	86.7	84.3	94.5	-	-	96.6	89.1	49.9	
2. A few of the times	8.2	7.0	10.0	3.3	34.6	-	5.3	14.1	10.7	10.0	2.6	-	-	3.4	9.1	6.6	
3. Some of the times	4.1	7.0	1.5	4.6	-	6.1	-	7.1	2.6	5.7	-	-	-	-	0.7	36.4	
4. Most of the times	0.7	1.4	-	-	-	3.3	-	-	-	-	2.9	-	-	-	-	7.2	
5. Every time	0.9	-	-	-	-	-	3.6	-	-	-	-	-	-	-	1.1	-	
<i>Item 5210 Subject A01h</i>	<i>N†</i>	177	87	78	134	3	38	42	56	41	115	43	-	-	20	139	17
B090J: With heroin																	
1. Not at all	94.7	92.0	97.8	95.7	100.0	90.6	100.0	91.7	97.2	94.1	97.1	-	-	100.0	99.5	49.9	
2. A few of the times	1.3	1.4	0.7	-	-	3.3	-	-	2.8	0.5	2.9	-	-	-	-	13.8	
3. Some of the times	3.6	5.8	1.6	3.8	-	6.1	-	7.1	-	4.8	-	-	-	-	-	36.4	
4. Most of the times	-	-	-	-	-	-	-	-	-	-	-	-	-	-	-	-	
5. Every time	0.4	0.8	-	0.5	-	-	-	1.2	-	0.6	-	-	-	-	0.5	-	
<i>Item 5220 Subject A01h</i>	<i>N†</i>	177	88	77	134	3	38	42	56	41	115	43	-	-	19	140	17
B091: What have been the most important reasons for your using narcotics other than heroin without a doctor's orders? (Mark all that apply.)																	
A. To experiment—to see what it's like	58.7	51.6	63.6	58.4	100.0	62.2	52.0	63.9	56.2	59.4	54.1	-	-	79.4	58.5	39.9	
B. To relax or relieve tension	59.3	64.0	54.8	59.2	-	61.2	64.1	55.1	57.9	60.8	61.3	-	-	29.4	63.0	58.5	
C. To feel good or get high	56.4	65.3	47.8	58.2	-	72.4	44.6	60.6	49.6	59.5	49.1	-	-	36.1	56.6	74.9	
D. To seek deeper insights and understanding	7.3	12.0	1.6	8.5	-	8.9	10.0	7.6	2.8	8.2	4.9	-	-	-	5.1	33.5	
E. To have a good time with my friends	31.4	34.4	30.5	33.8	-	42.0	37.1	19.1	32.4	33.4	32.4	-	-	29.3	31.5	32.9	
F. To fit in with a group I like	2.2	1.5	1.4	0.8	-	3.4	3.3	-	2.8	1.0	2.8	-	-	6.7	1.1	7.2	
G. To get away from my problems or troubles	15.2	9.6	18.8	16.1	-	-	21.2	18.3	17.6	15.4	16.9	-	-	3.9	15.3	25.3	
H. Because of boredom, nothing else to do	21.9	25.3	20.4	24.3	-	24.0	18.1	17.8	30.0	20.4	27.7	-	-	18.1	21.8	26.7	
I. Because of anger or frustration	9.1	6.4	12.2	9.1	-	-	14.5	10.9	8.8	11.8	3.3	-	-	18.4	7.9	9.9	
J. To get through the day	8.5	10.1	7.0	10.0	-	8.7	19.1	-	8.2	9.4	9.6	-	-	-	9.9	5.3	
K. To increase the effects of some other drug(s)	24.0	27.0	24.2	22.1	-	30.0	26.5	18.9	22.8	25.3	26.9	-	-	15.0	24.2	31.4	
L. To decrease (offset) the effects of some other drug(s)	1.4	3.0	-	-	-	-	-	-	6.1	2.2	-	-	-	-	1.8	-	
M. To get to sleep	27.6	27.7	27.6	29.3	-	29.6	38.2	20.7	23.3	30.4	25.0	-	-	34.0	27.1	25.7	
N. As a substitute for heroin	2.1	4.3	-	1.8	-	5.4	-	3.1	-	1.5	4.5	-	-	-	0.5	17.1	
O. To relieve physical pain	42.3	42.2	40.6	47.0	-	46.3	54.7	30.9	40.1	42.3	44.8	-	-	26.1	46.2	25.5	
P. To control coughing	3.8	5.4	2.6	3.4	-	-	5.2	6.0	2.5	5.5	0.7	-	-	3.9	3.0	9.9	
Q. Because I am "hooked"—I have to have them	1.2	2.5	-	1.6	-	-	4.7	-	-	1.4	-	-	-	-	1.5	-	
<i>Item 5230-5370 Subject A06a</i>	<i>N†</i>	178	85	82	137	1	36	45	55	41	116	44	-	-	17	143	17
B092: When you take narcotics other than heroin, how high do you usually get?																	
1. Not at all high	8.1	12.0	5.0	7.3	100.0	12.3	10.4	6.7	3.5	7.4	9.8	-	-	15.4	7.0	5.3	
2. A little high	24.1	25.5	24.3	24.7	-	22.8	24.4	23.2	26.3	16.0	47.5	-	-	12.6	25.4	27.0	
3. Moderately high	42.6	35.0	47.4	42.3	-	35.9	37.2	47.2	48.7	46.8	32.9	-	-	32.8	45.0	35.6	
4. Very high	17.7	23.6	11.0	18.9	-	22.8	18.4	17.4	12.7	19.7	9.1	-	-	17.0	16.1	32.1	
5. I don't take them to get high	7.5	3.8	12.3	6.9	-	6.3	9.6	5.5	8.9	10.1	0.7	-	-	22.2	6.5	-	
<i>Item 5380 Subject A01e</i>	<i>N†</i>	180	87	82	138	3	37	46	55	41	118	44	-	-	19	143	17

†=excludes respondents for whom question was inappropriate.

MONITORING THE FUTURE

QUESTIONNAIRE FORM 1 2004	TOTAL	SEX		RACE		REGION				COLLEGE PLANS?		ILLCIT DRUG USE: LIFETIME					
		M	F	White	Black	NE	NC	S	W	Yes	No	None	Mari- juana Only	Few Pills	More Pills	Any Her- oin	
<i>N (Weighted No. of Cases):</i>	2567	1152	1206	1638	263	548	673	875	471	1834	445	1230	583	210	403	38	
<i>% of Weighted Total:</i>	100.0	44.9	47.0	63.8	10.3	21.4	26.2	34.1	18.3	71.4	17.4	47.9	22.7	8.2	15.7	1.5	
B093: When you take narcotics other than heroin, how long do you usually stay high?																	
1. Usually don't get high	14.3	13.9	14.9	13.1	65.4	12.5	27.8	7.2	10.7	13.2	18.6	-	-	25.9	13.1	8.8	
2. One to two hours	35.7	36.7	33.1	35.4	-	49.7	34.1	29.7	33.3	34.3	38.8	-	-	32.5	33.5	59.3	
3. Three to six hours	42.3	40.1	46.4	42.9	-	31.7	30.1	49.2	56.1	42.8	42.6	-	-	35.1	45.9	22.0	
4. Seven to 24 hours	6.8	8.2	5.0	8.3	-	6.1	8.0	11.2	-	9.3	-	-	-	6.6	6.4	9.9	
5. More than 24 hours	0.8	1.1	0.7	0.4	34.6	-	-	2.7	-	0.5	-	-	-	-	1.1	-	
<i>Item 5390 Subject A01f</i>	<i>N†</i>	180	88	81	139	3	36	46	56	42	119	44	-	-	19	143	17
B094: What narcotics other than heroin have you taken during the last year without a doctor's orders? (Mark all that apply.)																	
A. Methadone	12.0	13.5	9.2	8.8	-	9.5	8.1	10.4	20.5	12.6	6.4	-	-	-	11.9	25.9	
B. Opium	27.9	30.3	23.4	28.0	-	50.7	34.6	12.0	21.8	23.8	35.0	-	-	23.5	25.8	50.8	
C. Morphine	27.0	25.8	24.8	22.4	-	20.5	14.2	43.9	24.0	24.7	26.1	-	-	4.4	26.1	58.7	
D. Codeine	59.8	63.3	53.2	55.9	54.7	67.3	64.0	50.8	60.4	60.2	55.5	-	-	23.0	63.3	70.8	
E. Demerol	16.4	15.1	17.5	13.4	-	6.5	14.8	24.3	16.2	16.9	11.4	-	-	4.4	15.7	35.0	
F. Vicodin	67.5	64.2	68.5	63.1	-	70.1	70.8	43.5	93.2	67.7	62.0	-	-	49.3	68.9	75.4	
G. OxyContin	35.7	35.6	33.4	35.9	-	44.0	18.6	40.9	39.8	34.4	34.4	-	-	7.4	35.6	67.2	
H. Percocet	37.8	43.9	33.4	39.6	-	41.7	25.5	50.7	30.2	43.4	26.5	-	-	19.8	39.2	45.5	
I. Percodan	8.3	9.5	5.6	7.8	-	11.6	3.0	12.0	6.1	8.6	3.0	-	-	-	6.2	34.9	
J. Dilaudid	3.3	4.8	0.7	3.4	-	5.1	-	5.1	2.7	3.3	1.9	-	-	-	1.6	20.9	
K. Other	21.5	22.6	20.2	22.8	45.3	23.8	7.4	36.6	14.9	23.2	13.7	-	-	26.2	19.4	34.6	
L. Don't know the names of some I have used	6.1	5.9	5.7	7.0	-	11.9	3.1	5.3	5.0	5.7	6.2	-	-	16.1	3.3	18.1	
<i>Item 5400-5490 Subject A01I</i>	<i>N†</i>	181	88	82	140	2	37	45	56	42	120	43	-	-	19	145	17
B095: Have you ever tried to stop using narcotics other than heroin and found that you couldn't stop?																	
1. Yes	4.7	5.9	0.6	3.6	-	2.3	7.9	1.2	7.6	2.2	6.9	-	-	-	4.8	8.7	
2. No	95.3	94.1	99.4	96.4	100.0	97.7	92.1	98.8	92.4	97.8	93.1	-	-	100.0	95.2	91.3	
<i>Item 5500 Subject A01i</i>	<i>N†</i>	180	88	83	140	3	35	46	56	42	120	44	-	-	19	143	17
B096: What methods have you used for taking any of these narcotics other than heroin? (Mark all that apply.)																	
A. Sniffing or "snorting"	37.4	42.9	28.6	34.5	-	55.1	33.8	32.0	33.1	35.9	36.2	-	-	10.1	36.3	76.4	
B. Smoking	23.4	27.5	18.5	23.2	-	32.2	13.1	26.6	23.1	19.6	31.3	-	-	40.6	18.5	43.9	
C. Injection	2.4	1.3	2.1	2.0	-	3.1	3.3	1.1	2.5	2.3	-	-	-	-	2.2	6.4	
D. By mouth	90.0	89.1	92.6	90.5	54.7	86.0	93.7	87.6	92.3	93.4	90.5	-	-	59.4	95.0	83.3	
E. Other	1.6	1.9	0.7	0.9	45.3	-	-	4.2	1.5	1.1	-	-	-	-	1.6	3.5	
<i>Item 5510-5550 Subject A05d</i>	<i>N†</i>	175	88	78	136	2	35	45	52	42	119	40	-	-	19	139	17
B097: Do you think you will be using any narcotics other than heroin without a doctor's orders five years from now?																	
1. I definitely will	0.7	0.9	0.4	0.5	1.8	0.6	0.5	0.7	0.9	0.3	1.9	0.3	0.2	0.5	1.9	10.5	
2. I probably will	3.0	3.2	2.6	3.1	0.1	3.0	3.6	2.0	3.8	2.2	5.0	0.2	1.1	5.7	12.8	11.6	
3. I probably will not	11.5	13.0	9.8	13.0	3.5	12.0	11.0	10.8	12.7	11.2	13.5	6.3	9.1	16.2	26.4	42.8	
4. I definitely will not	84.9	82.9	87.2	83.4	94.5	84.3	84.8	86.4	82.5	86.3	79.6	93.3	89.6	77.7	58.8	35.2	
<i>Item 5560 Subject A04a</i>	<i>N</i>	2366	1103	1184	1599	244	492	616	820	437	1789	430	1187	533	206	360	38
B098: Have you ever attended a treatment program for alcohol or drug abuse where you stayed overnight?																	
1. No, never	98.8	98.7	98.9	99.0	99.7	98.9	98.8	98.7	98.8	98.9	98.8	99.9	98.3	99.6	97.1	82.0	
2. Yes, but not in the past 12 months	0.5	0.4	0.6	0.5	0.3	0.2	0.4	0.8	0.6	0.5	0.4	0.1	0.4	0.4	0.7	14.8	
3. Yes, sometime in the past 12 months	0.7	0.9	0.5	0.6	-	0.8	0.8	0.6	0.6	0.6	0.9	-	1.3	-	2.1	3.2	
<i>Item 22360 Subject A08a, T04</i>	<i>N</i>	2372	1103	1187	1608	241	495	621	819	437	1796	428	1187	539	200	365	38

†=excludes respondents for whom question was inappropriate.

DESCRIPTIVE RESULTS: 2004

89

QUESTIONNAIRE FORM 1 2004	TOTAL	SEX		RACE		REGION				COLLEGE PLANS?		ILLICIT DRUG USE: LIFETIME				
		M	F	White	Black	NE	NC	S	W	Yes	No	None	Mari- juana Only	Few Pills	More Pills	Any Her- oin
<i>N (Weighted No. of Cases):</i> <i>% of Weighted Total:</i>	2567 100.0	1152 44.9	1206 47.0	1638 63.8	263 10.3	548 21.4	673 26.2	875 34.1	471 18.3	1834 71.4	445 17.4	1230 47.9	583 22.7	210 8.2	403 15.7	38 1.5
B099: Have you ever received any other kind of professional counseling, treatment, or therapy because of your use of alcohol or drugs?																
1. No, never	96.8	96.6	97.5	96.6	99.2	96.4	95.4	98.2	96.4	97.7	94.3	99.6	97.1	94.0	90.0	80.2
2. Yes, but not in the past 12 months	1.7	1.6	1.6	1.9	0.3	1.2	2.8	0.7	2.7	1.4	2.5	0.3	1.6	3.2	5.1	10.6
3. Yes, sometime in the past 12 months	1.5	1.8	0.9	1.5	0.5	2.3	1.8	1.1	0.9	0.9	3.2	0.1	1.3	2.8	4.9	9.2
<i>Item 22370 Subject A08a, T04</i>	<i>N 2367</i>	<i>1101</i>	<i>1186</i>	<i>1604</i>	<i>244</i>	<i>494</i>	<i>620</i>	<i>819</i>	<i>434</i>	<i>1792</i>	<i>430</i>	<i>1186</i>	<i>540</i>	<i>202</i>	<i>361</i>	<i>38</i>
B100: When (if ever) did you FIRST do each of the following things? Don't count anything you took because a doctor told you to.																
B100A: Smoke cigarettes on a daily basis																
8. Never	77.6	77.5	78.2	74.3	91.4	79.4	74.9	75.6	83.0	81.4	64.5	94.8	68.5	65.8	46.4	17.0
1. Grade 6 or below	1.6	1.5	1.6	1.8	-	1.5	1.5	1.9	1.6	1.1	3.5	0.1	1.5	4.5	3.6	15.2
2. Grade 7	2.2	2.8	1.6	2.5	0.7	2.7	2.6	1.9	1.4	1.0	6.4	0.4	3.6	4.5	3.8	12.3
3. Grade 8	2.7	3.0	2.4	2.4	0.9	3.0	2.2	3.8	1.4	2.5	3.1	0.7	4.1	2.2	6.8	15.9
4. Grade 9 (Freshman)	4.4	4.5	4.4	4.9	2.5	4.0	5.0	5.0	2.9	3.6	7.0	0.5	6.2	5.8	12.3	21.6
5. Grade 10 (Sophomore)	3.4	2.6	3.9	4.2	1.2	1.8	3.8	5.1	1.4	2.8	5.7	0.8	4.5	2.3	10.6	6.6
6. Grade 11 (Junior)	5.0	4.7	5.1	5.9	2.2	5.2	5.4	4.4	5.3	4.8	5.9	1.2	7.0	9.6	12.3	3.3
7. Grade 12 (Senior)	3.0	3.5	2.8	3.9	1.1	2.4	4.6	2.3	2.9	2.8	4.0	1.4	4.6	5.2	4.2	8.1
<i>Item 5570 Subject A01g</i>	<i>N 2302</i>	<i>1074</i>	<i>1155</i>	<i>1561</i>	<i>240</i>	<i>483</i>	<i>602</i>	<i>792</i>	<i>425</i>	<i>1757</i>	<i>407</i>	<i>1159</i>	<i>520</i>	<i>198</i>	<i>345</i>	<i>36</i>
B100B: Try an alcoholic beverage—more than just a few sips																
8. Never	18.3	17.7	18.6	16.2	28.8	12.4	19.4	21.6	17.5	19.8	14.2	33.6	2.6	3.3	3.7	2.2
1. Grade 6 or below	8.4	11.8	5.3	8.0	10.3	9.4	7.0	9.5	7.1	7.6	9.6	3.6	10.4	13.8	14.1	36.5
2. Grade 7	6.9	7.1	6.7	7.0	4.4	8.8	5.8	5.9	8.4	6.1	9.2	2.9	9.1	9.1	12.8	25.5
3. Grade 8	11.0	10.6	11.1	11.3	7.1	10.5	12.6	9.6	11.7	10.5	11.0	5.6	11.9	16.1	23.6	3.9
4. Grade 9 (Freshman)	17.7	16.6	18.9	19.5	11.0	19.3	19.6	16.5	15.3	17.8	18.8	11.6	24.9	21.6	22.2	26.2
5. Grade 10 (Sophomore)	16.0	16.9	15.0	17.1	11.8	18.6	17.3	13.1	16.5	16.2	16.3	13.9	21.7	17.2	15.1	-
6. Grade 11 (Junior)	13.4	12.0	15.0	13.8	14.5	11.5	12.5	14.1	15.8	13.5	14.3	16.7	12.7	12.7	7.1	5.8
7. Grade 12 (Senior)	8.3	7.4	9.3	7.2	12.1	9.5	5.8	9.8	7.7	8.6	6.6	12.0	6.7	6.1	1.3	-
<i>Item 5580 Subject A01g</i>	<i>N 2233</i>	<i>1038</i>	<i>1128</i>	<i>1537</i>	<i>219</i>	<i>468</i>	<i>590</i>	<i>766</i>	<i>409</i>	<i>1696</i>	<i>405</i>	<i>1072</i>	<i>520</i>	<i>202</i>	<i>361</i>	<i>36</i>
B100C: Try marijuana or hashish																
8. Never	57.0	54.2	60.0	54.3	63.0	50.7	58.0	60.0	57.1	60.0	49.3	100.0	-	26.7	16.9	12.0
1. Grade 6 or below	2.1	3.6	0.8	2.0	3.4	1.3	1.5	2.8	2.5	1.6	3.6	-	2.4	4.5	5.8	16.7
2. Grade 7	4.2	5.9	2.6	3.9	4.1	4.3	2.9	4.4	5.7	3.3	6.7	-	6.0	9.9	10.9	18.7
3. Grade 8	6.6	8.1	5.0	6.5	4.1	8.5	5.6	5.9	7.0	5.8	9.2	-	12.7	10.2	17.1	15.1
4. Grade 9 (Freshman)	10.6	10.8	10.1	11.0	10.3	12.0	11.3	9.4	10.2	10.4	9.2	-	24.8	16.8	21.0	22.9
5. Grade 10 (Sophomore)	8.4	8.0	8.9	10.3	2.9	9.9	9.4	7.2	7.7	7.5	13.2	-	20.1	13.7	16.1	14.7
6. Grade 11 (Junior)	6.8	5.3	8.3	7.3	6.4	9.4	7.1	5.6	5.8	6.6	6.8	-	19.6	10.8	9.7	-
7. Grade 12 (Senior)	4.2	4.0	4.3	4.7	5.8	3.9	4.1	4.6	4.1	4.9	2.1	-	14.4	7.4	2.5	-
<i>Item 5590 Subject A01g</i>	<i>N 2319</i>	<i>1087</i>	<i>1163</i>	<i>1578</i>	<i>235</i>	<i>488</i>	<i>603</i>	<i>796</i>	<i>433</i>	<i>1768</i>	<i>413</i>	<i>1176</i>	<i>504</i>	<i>203</i>	<i>355</i>	<i>38</i>
B100D: Try LSD																
8. Never	95.3	94.1	96.5	94.5	99.3	95.1	96.5	93.8	96.5	95.9	94.0	100.0	100.0	90.3	81.6	23.5
1. Grade 6 or below	0.1	0.1	-	*	-	-	-	0.2	-	*	-	-	-	-	0.4	-
2. Grade 7	0.3	0.5	0.2	0.4	-	0.5	0.3	0.3	0.2	0.3	0.7	-	-	0.5	0.2	17.1
3. Grade 8	0.4	0.7	0.2	0.3	0.4	0.7	0.2	0.5	0.3	0.3	0.6	-	-	1.4	1.3	8.7
4. Grade 9 (Freshman)	1.4	1.5	1.3	1.6	0.3	1.0	0.9	1.8	1.4	1.5	1.0	-	-	3.5	4.6	25.1
5. Grade 10 (Sophomore)	1.0	1.1	0.6	1.1	-	1.2	0.7	1.3	0.4	0.6	1.4	-	-	1.0	4.1	16.2
6. Grade 11 (Junior)	1.2	1.6	0.9	1.5	-	1.3	1.2	1.2	1.2	0.9	2.2	-	-	3.4	5.4	7.1
7. Grade 12 (Senior)	0.4	0.5	0.3	0.6	-	0.2	0.1	0.9	-	0.5	0.2	-	-	-	2.4	2.3
<i>Item 5600 Subject A01g</i>	<i>N 2355</i>	<i>1103</i>	<i>1178</i>	<i>1593</i>	<i>248</i>	<i>494</i>	<i>616</i>	<i>812</i>	<i>432</i>	<i>1781</i>	<i>427</i>	<i>1185</i>	<i>538</i>	<i>199</i>	<i>350</i>	<i>35</i>
B100E: Try a hallucinogen other than LSD																
8. Never	93.4	90.9	96.2	92.4	99.3	92.3	96.5	92.0	93.0	93.9	93.0	100.0	100.0	88.2	68.9	27.3
1. Grade 6 or below	0.1	0.1	*	-	-	-	-	0.1	0.1	-	0.1	-	-	-	0.4	-
2. Grade 7	*	-	0.1	0.1	-	-	0.1	-	-	-	0.2	-	-	-	-	2.3
3. Grade 8	0.8	1.2	0.3	0.4	-	0.4	0.4	1.1	0.9	0.5	1.6	-	-	0.9	2.1	24.2
4. Grade 9 (Freshman)	1.2	1.8	0.6	1.4	0.4	1.9	0.3	1.5	1.1	1.2	0.7	-	-	2.7	4.8	20.3
5. Grade 10 (Sophomore)	1.7	2.4	0.8	2.2	-	2.0	1.2	2.0	1.7	1.6	1.9	-	-	1.8	9.2	14.4
6. Grade 11 (Junior)	1.6	2.3	0.9	1.9	0.4	1.5	0.9	1.9	2.0	1.6	1.2	-	-	3.6	8.2	7.1
7. Grade 12 (Senior)	1.2	1.4	1.1	1.6	-	1.8	0.6	1.3	1.2	1.2	1.3	-	-	2.9	6.4	4.4
<i>Item 5610 Subject A01g</i>	<i>N 2320</i>	<i>1086</i>	<i>1166</i>	<i>1560</i>	<i>247</i>	<i>488</i>	<i>608</i>	<i>798</i>	<i>426</i>	<i>1761</i>	<i>423</i>	<i>1185</i>	<i>537</i>	<i>187</i>	<i>330</i>	<i>35</i>

*=less than .05 percent.

MONITORING THE FUTURE

QUESTIONNAIRE FORM 1 2004	TOTAL	SEX		RACE		REGION				COLLEGE PLANS?		ILLCIT DRUG USE: LIFETIME				
		M	F	White	Black	NE	NC	S	W	Yes	No	None	Mari- juana Only	Few Pills	More Pills	Any Her- oin
<i>N (Weighted No. of Cases):</i>	2567	1152	1206	1638	263	548	673	875	471	1834	445	1230	583	210	403	38
<i>% of Weighted Total:</i>	100.0	44.9	47.0	63.8	10.3	21.4	26.2	34.1	18.3	71.4	17.4	47.9	22.7	8.2	15.7	1.5
B100F: Try amphetamines																
8. Never	91.6	92.4	91.0	90.3	98.1	93.1	91.0	90.7	92.5	92.5	89.7	100.0	100.0	90.9	50.6	21.9
1. Grade 6 or below	0.2	0.1	0.3	0.2	-	-	0.5	0.1	-	0.2	0.1	-	-	-	1.3	-
2. Grade 7	0.5	0.8	0.2	0.2	0.4	0.5	0.1	1.0	-	0.4	0.8	-	-	0.6	-	27.6
3. Grade 8	0.9	0.6	1.1	1.0	-	0.6	1.3	0.7	0.7	0.6	1.3	-	-	0.4	4.4	16.0
4. Grade 9 (Freshman)	1.3	1.3	1.4	1.6	-	1.3	0.7	1.8	1.3	1.2	1.5	-	-	0.7	7.0	21.3
5. Grade 10 (Sophomore)	2.8	2.5	3.1	3.2	1.1	2.2	3.9	2.4	2.8	2.6	3.6	-	-	0.6	20.3	7.6
6. Grade 11 (Junior)	1.9	1.5	2.2	2.5	0.4	1.5	2.1	1.9	1.9	1.5	2.7	-	-	4.6	11.5	3.4
7. Grade 12 (Senior)	0.8	0.9	0.8	1.0	-	0.8	0.2	1.3	0.7	1.0	0.4	-	-	2.1	4.9	2.3
<i>Item 5620 Subject A01g</i>	<i>N</i> 2251	1065	1113	1511	243	470	585	782	413	1705	406	1182	534	158	296	35
B100G: Try quaaludes																
8. Never	99.0	98.4	99.5	99.1	99.6	98.6	99.5	98.6	99.2	99.2	98.5	100.0	100.0	98.8	97.5	62.0
1. Grade 6 or below	0.2	0.3	0.1	0.2	-	-	0.1	0.4	-	0.1	0.3	-	-	-	0.2	7.4
2. Grade 7	0.1	0.2	-	-	-	-	-	0.3	-	0.1	-	-	-	-	-	6.4
3. Grade 8	0.1	*	0.1	*	-	0.1	-	-	0.3	*	0.2	-	-	-	0.3	1.8
4. Grade 9 (Freshman)	0.3	0.4	0.1	0.4	-	0.2	0.2	0.4	0.2	0.2	0.4	-	-	0.3	0.3	12.7
5. Grade 10 (Sophomore)	0.1	0.1	0.2	0.1	-	0.3	-	0.1	0.3	0.1	0.3	-	-	0.3	0.3	3.7
6. Grade 11 (Junior)	0.2	0.3	0.1	0.1	0.4	0.6	0.2	0.1	*	0.2	-	-	-	0.3	0.9	3.6
7. Grade 12 (Senior)	0.1	0.3	-	0.2	-	0.2	-	0.2	-	0.1	0.3	-	-	0.3	0.5	2.4
<i>Item 5630 Subject A01g</i>	<i>N</i> 2348	1102	1176	1586	248	489	612	815	432	1782	427	1184	537	200	346	34
B100H: Try barbiturates																
8. Never	97.2	97.2	97.4	96.9	99.3	97.9	99.0	95.4	97.4	97.7	95.7	100.0	100.0	97.0	86.0	55.8
1. Grade 6 or below	0.2	0.3	0.1	0.2	-	-	0.1	0.3	-	*	0.7	-	-	-	0.7	2.5
2. Grade 7	0.3	0.6	-	0.2	0.4	0.1	-	0.6	0.5	0.2	0.2	-	-	-	1.1	12.0
3. Grade 8	0.2	0.2	0.1	0.1	-	0.2	-	-	0.9	0.1	0.4	-	-	-	1.4	1.9
4. Grade 9 (Freshman)	0.6	0.6	0.4	0.7	-	0.3	0.4	0.9	0.5	0.5	0.7	-	-	0.8	1.8	18.0
5. Grade 10 (Sophomore)	0.6	0.5	0.5	0.7	0.3	0.5	0.4	0.9	0.3	0.6	0.7	-	-	0.3	3.4	6.1
6. Grade 11 (Junior)	0.6	0.5	0.7	0.7	-	0.7	0.1	1.2	-	0.6	0.4	-	-	0.8	3.3	3.7
7. Grade 12 (Senior)	0.4	0.1	0.7	0.5	-	0.4	-	0.8	0.3	0.3	1.2	-	-	1.1	2.4	-
<i>Item 5640 Subject A01g</i>	<i>N</i> 2298	1077	1149	1547	248	483	598	797	420	1743	418	1186	539	185	310	32
B100I: Try tranquilizers																
8. Never	93.1	92.6	93.9	92.4	98.3	94.5	95.4	90.9	92.2	93.6	91.0	100.0	100.0	82.5	66.8	41.9
1. Grade 6 or below	0.4	0.5	0.2	0.3	-	0.2	0.4	0.5	0.1	0.3	0.6	-	-	0.5	1.0	12.1
2. Grade 7	0.3	0.4	0.1	0.2	-	0.1	-	0.4	0.7	0.2	0.4	-	-	-	0.8	8.2
3. Grade 8	0.4	0.5	0.3	0.2	0.4	-	0.1	0.5	0.9	0.3	0.2	-	-	-	2.4	2.5
4. Grade 9 (Freshman)	1.4	1.6	1.2	1.8	0.5	1.0	1.3	1.8	1.4	1.1	2.6	-	-	3.1	6.2	22.2
5. Grade 10 (Sophomore)	1.4	1.7	0.8	1.4	0.8	1.5	1.3	1.3	1.3	1.1	1.8	-	-	1.9	8.0	5.9
6. Grade 11 (Junior)	1.8	1.8	1.8	2.0	-	1.7	0.8	2.4	2.0	1.8	1.8	-	-	7.5	7.6	7.3
7. Grade 12 (Senior)	1.4	1.0	1.7	1.7	-	1.0	0.5	2.3	1.4	1.4	1.6	-	-	4.6	7.3	-
<i>Item 5650 Subject A01g</i>	<i>N</i> 2290	1083	1135	1544	250	475	603	788	423	1742	411	1182	531	174	324	34
B100J: Try cocaine																
8. Never	92.8	92.5	93.6	92.3	99.3	93.3	94.2	91.1	93.3	93.9	90.6	100.0	100.0	90.4	65.1	25.1
1. Grade 6 or below	0.1	0.1	*	0.1	-	-	-	0.2	0.1	-	0.4	-	-	0.6	0.2	-
2. Grade 7	0.3	0.5	0.1	0.2	-	-	0.1	0.7	-	0.3	0.2	-	-	-	-	17.1
3. Grade 8	0.3	0.3	0.3	0.3	-	0.3	0.1	0.4	0.5	0.3	0.2	-	-	0.8	1.0	6.4
4. Grade 9 (Freshman)	1.2	0.9	1.3	1.0	0.7	1.3	0.4	2.2	0.5	1.1	0.8	-	-	2.4	4.7	21.2
5. Grade 10 (Sophomore)	1.2	1.5	0.9	1.4	-	1.3	0.8	1.4	1.5	0.8	2.5	-	-	1.8	5.6	13.9
6. Grade 11 (Junior)	2.1	2.2	1.9	2.2	-	2.2	2.0	2.2	1.8	1.9	2.8	-	-	1.5	11.9	10.8
7. Grade 12 (Senior)	2.0	2.0	1.9	2.6	-	1.6	2.4	1.9	2.2	1.7	2.4	-	-	2.6	11.6	5.6
<i>Item 5660 Subject A01g</i>	<i>N</i> 2355	1100	1184	1596	245	493	618	813	432	1790	425	1185	536	199	351	37
B100K: Try heroin																
8. Never	98.5	97.8	99.2	98.7	99.4	98.3	99.2	97.6	99.4	98.9	96.8	100.0	100.0	100.0	100.0	-
1. Grade 6 or below	0.2	0.2	0.1	0.3	-	-	0.1	0.4	-	0.2	0.2	-	-	-	-	11.6
2. Grade 7	0.1	0.3	-	0.1	-	0.3	-	0.2	0.1	0.2	-	-	-	-	-	10.1
3. Grade 8	0.1	0.1	0.1	0.1	-	-	0.1	0.1	-	-	0.3	-	-	-	-	2.4
4. Grade 9 (Freshman)	0.5	0.9	0.2	0.5	-	0.9	0.3	0.8	-	0.5	0.7	-	-	-	-	37.2
5. Grade 10 (Sophomore)	0.2	0.1	0.3	0.2	-	-	0.2	0.3	-	0.1	0.5	-	-	-	-	10.5
6. Grade 11 (Junior)	0.3	0.5	0.1	*	0.6	0.2	-	0.5	0.5	0.1	1.0	-	-	-	-	20.1
7. Grade 12 (Senior)	0.1	0.2	-	0.1	-	0.3	-	0.2	-	-	0.5	-	-	-	-	8.2
<i>Item 5670 Subject A01g</i>	<i>N</i> 2351	1099	1180	1588	249	488	618	813	433	1780	429	1183	537	198	352	34

* = less than .05 percent.

DESCRIPTIVE RESULTS: 2004

91

QUESTIONNAIRE FORM 1 2004	TOTAL	SEX		RACE		REGION				COLLEGE PLANS?		ILLICIT DRUG USE: LIFETIME				
		M	F	White	Black	NE	NC	S	W	Yes	No	None	Mari- juana Only	Few Pills	More Pills	Any Her- oin
<i>N (Weighted No. of Cases):</i>	2567	1152	1206	1638	263	548	673	875	471	1834	445	1230	583	210	403	38
<i>% of Weighted Total:</i>	100.0	44.9	47.0	63.8	10.3	21.4	26.2	34.1	18.3	71.4	17.4	47.9	22.7	8.2	15.7	1.5
B100L: Try any narcotic other than heroin																
8. Never	89.7	88.5	91.0	87.9	98.6	89.9	89.7	90.7	87.8	90.7	87.3	100.0	100.0	73.8	49.2	21.0
1. Grade 6 or below	0.3	0.4	0.1	0.2	0.5	0.3	-	0.6	-	0.3	0.4	-	-	-	0.7	10.3
2. Grade 7	0.3	0.3	0.1	0.2	-	0.3	0.1	0.3	0.4	0.1	0.6	-	-	-	0.9	9.1
3. Grade 8	0.7	0.9	0.6	0.6	-	-	0.6	0.8	1.7	0.6	0.8	-	-	1.6	4.1	2.6
4. Grade 9 (Freshman)	2.2	2.8	1.8	2.8	-	2.1	2.2	2.1	2.4	1.9	3.1	-	-	3.2	10.3	36.0
5. Grade 10 (Sophomore)	2.3	2.2	2.2	2.7	-	2.7	2.6	1.9	2.1	2.4	2.0	-	-	7.3	12.0	4.1
6. Grade 11 (Junior)	3.0	2.9	3.0	3.7	0.9	2.7	4.2	2.1	3.4	2.7	3.2	-	-	6.2	16.9	12.3
7. Grade 12 (Senior)	1.5	1.9	1.2	2.0	-	2.0	0.6	1.5	2.2	1.3	2.6	-	-	8.0	5.9	4.6
<i>Item 5680 Subject A01g</i>	<i>N</i> 2281	1074	1139	1533	246	478	603	785	415	1721	419	1178	529	175	321	31
B100M: Smoke your first cigarette																
8. Never	51.2	51.1	51.2	46.9	63.2	48.1	50.1	50.6	57.5	55.3	37.0	78.0	24.2	31.3	17.5	12.5
1. Grade 6 or below	11.9	13.6	10.4	12.9	8.5	10.7	11.9	14.0	9.6	10.2	17.7	3.8	15.8	16.8	27.6	40.5
2. Grade 7	7.7	8.9	6.4	7.3	7.9	8.0	7.1	8.5	6.5	6.6	10.6	2.9	13.6	11.4	12.3	14.1
3. Grade 8	7.6	7.3	7.7	8.1	5.0	9.3	6.5	7.6	7.3	7.2	10.3	2.9	11.1	12.7	15.5	6.8
4. Grade 9 (Freshman)	7.7	7.0	8.5	8.7	7.1	8.4	8.3	7.1	7.0	7.5	9.5	4.1	12.3	10.3	10.4	12.9
5. Grade 10 (Sophomore)	5.6	3.9	7.1	6.7	2.4	6.3	6.7	5.4	3.6	5.0	7.4	2.7	9.4	5.5	9.1	9.9
6. Grade 11 (Junior)	4.9	4.2	5.7	5.5	3.3	5.8	6.1	4.1	3.9	5.1	3.9	3.3	8.2	7.3	4.5	3.3
7. Grade 12 (Senior)	3.3	3.9	2.9	3.9	2.7	3.4	3.2	2.8	4.5	3.2	3.8	2.3	5.4	4.7	3.2	-
<i>Item 5575 Subject A01g</i>	<i>N</i> 2250	1035	1154	1545	226	475	594	766	416	1716	406	1126	505	195	350	37
B100N: Drink enough to feel drunk or very high																
8. Never	41.6	42.5	41.1	35.3	67.2	33.7	38.8	48.8	41.2	43.4	36.9	68.8	13.2	17.7	10.4	9.2
1. Grade 6 or below	2.5	3.5	1.4	2.7	-	2.7	1.8	3.0	2.2	2.0	3.0	0.4	1.8	5.2	7.0	14.7
2. Grade 7	3.9	5.0	2.9	4.1	2.4	6.0	2.5	3.5	4.3	3.5	6.0	0.9	3.9	8.2	8.6	22.7
3. Grade 8	8.0	9.5	6.4	8.7	3.9	9.0	8.7	6.8	7.9	7.0	10.6	1.4	12.3	12.1	20.5	10.7
4. Grade 9 (Freshman)	13.1	11.9	14.2	14.9	4.8	12.3	16.0	12.2	11.3	12.6	12.9	4.4	20.8	18.9	25.4	29.3
5. Grade 10 (Sophomore)	12.5	12.2	12.7	14.3	4.2	16.7	13.7	9.4	12.2	12.4	14.8	6.6	21.4	20.4	15.7	4.5
6. Grade 11 (Junior)	11.9	11.0	13.1	13.5	9.5	15.0	11.6	9.3	14.0	12.3	11.3	10.2	17.8	10.9	10.6	8.9
7. Grade 12 (Senior)	6.4	4.5	8.2	6.5	7.9	4.6	6.8	7.0	6.9	7.0	4.4	7.2	8.7	6.7	1.8	-
<i>Item 5585 Subject A01g</i>	<i>N</i> 2180	1014	1108	1520	218	448	586	752	395	1665	396	1094	481	185	346	37
B100O: Try "crack" cocaine, specifically																
8. Never	97.2	96.9	97.8	97.3	99.3	98.2	97.9	96.2	97.2	97.7	96.4	100.0	100.0	97.0	88.6	44.1
1. Grade 6 or below	-	-	-	-	-	-	-	-	-	-	-	-	-	-	-	-
2. Grade 7	0.2	0.4	-	0.1	-	-	-	0.5	0.1	0.2	0.2	-	-	-	-	10.8
3. Grade 8	0.1	-	0.3	0.2	-	-	0.1	0.3	-	0.1	0.2	-	-	0.3	0.6	2.2
4. Grade 9 (Freshman)	0.6	0.7	0.6	0.6	0.7	0.6	0.4	0.9	0.4	0.7	0.2	-	-	0.6	1.6	22.3
5. Grade 10 (Sophomore)	0.6	1.0	0.2	0.5	-	0.5	0.3	0.9	0.3	0.3	1.9	-	-	1.0	2.1	11.7
6. Grade 11 (Junior)	0.6	0.2	0.8	0.6	-	0.6	0.7	0.6	0.4	0.4	1.0	-	-	0.5	3.2	6.6
7. Grade 12 (Senior)	0.6	0.7	0.4	0.6	-	0.2	0.6	0.6	1.5	0.6	0.2	-	-	0.6	3.9	2.2
<i>Item 5661 Subject A01g</i>	<i>N</i> 2324	1091	1167	1578	246	482	610	810	421	1774	416	1180	529	200	332	36
B100P: Try crystal meth ("ice")																
8. Never	96.3	95.4	97.2	96.3	98.8	97.9	97.7	94.7	95.5	96.9	95.1	100.0	100.0	98.0	83.0	45.1
1. Grade 6 or below	0.2	0.3	0.1	0.2	-	0.2	0.1	0.4	0.1	0.1	0.7	-	-	-	0.6	6.6
2. Grade 7	0.1	0.1	0.1	-	0.5	0.3	-	-	0.3	0.1	-	-	-	-	0.5	1.6
3. Grade 8	0.2	0.2	0.1	0.1	-	-	0.1	0.3	-	0.2	0.2	-	-	0.3	-	7.8
4. Grade 9 (Freshman)	0.5	0.5	0.5	0.6	0.7	0.4	0.1	0.8	0.7	0.5	0.2	-	-	-	1.4	18.6
5. Grade 10 (Sophomore)	0.7	1.1	0.4	0.7	-	0.5	0.1	1.1	1.2	0.4	1.9	-	-	0.3	3.4	11.0
6. Grade 11 (Junior)	1.0	1.0	1.0	1.1	-	0.6	1.5	1.1	0.8	0.8	1.3	-	-	0.8	6.1	3.1
7. Grade 12 (Senior)	0.9	1.2	0.7	1.1	-	0.2	0.2	1.6	1.3	1.1	0.6	-	-	0.6	5.0	6.2
<i>Item 24430 Subject A01g</i>	<i>N</i> 2366	1111	1187	1603	252	491	621	821	433	1793	435	1185	533	202	363	38
B101: How many of your friends would you estimate . . .																
B101A: Smoke cigarettes?																
1. None	16.3	14.1	17.5	12.3	37.8	13.5	13.2	17.8	21.1	16.7	13.6	24.6	9.2	4.9	5.2	3.7
2. A few	36.8	35.9	38.2	36.2	30.3	35.9	41.3	30.7	42.8	39.3	26.5	41.5	34.9	35.5	28.0	12.2
3. Some	27.9	32.3	24.0	30.0	19.7	30.3	26.2	28.0	27.3	27.8	30.4	24.9	32.6	29.6	29.7	39.5
4. Most	17.6	16.0	19.0	19.9	10.6	19.1	17.6	21.6	8.1	15.1	27.5	8.9	21.0	28.7	32.8	39.4
5. All	1.5	1.8	1.3	1.6	1.5	1.1	1.7	1.9	0.7	1.1	2.0	0.1	2.4	1.2	4.4	5.2
<i>Item 7070 Subject A02a</i>	<i>N</i> 2381	1127	1191	1617	253	493	624	829	435	1806	438	1189	541	203	364	38

MONITORING THE FUTURE

QUESTIONNAIRE FORM 1 2004	TOTAL	SEX		RACE		REGION				COLLEGE PLANS?		ILLICIT DRUG USE: LIFETIME				
		M	F	White	Black	NE	NC	S	W	Yes	No	None	Mari- juana Only	Few Pills	More Pills	Any Her- oin
<i>N (Weighted No. of Cases):</i>	2567	1152	1206	1638	263	548	673	875	471	1834	445	1230	583	210	403	38
<i>% of Weighted Total:</i>	100.0	44.9	47.0	63.8	10.3	21.4	26.2	34.1	18.3	71.4	17.4	47.9	22.7	8.2	15.7	1.5
B101B: Smoke marijuana (pot, grass) or hashish?																
1. None	20.2	18.4	21.1	17.7	24.6	14.4	21.1	22.7	20.6	19.9	20.6	33.4	5.7	8.2	5.6	4.0
2. A few	31.4	31.9	31.3	32.6	31.1	27.1	38.0	28.6	31.9	32.5	28.6	38.4	27.3	27.2	17.9	20.3
3. Some	27.5	27.6	27.8	28.6	23.3	29.2	25.0	28.0	28.3	28.6	24.5	21.2	35.8	37.6	30.7	23.1
4. Most	18.1	18.5	17.7	18.4	15.9	25.5	14.2	17.7	16.3	17.0	22.0	6.9	27.4	22.7	37.9	32.0
5. All	2.8	3.6	2.1	2.7	5.1	3.8	1.7	3.0	2.8	2.1	4.2	-	3.8	4.2	7.8	20.7
<i>Item 7080 Subject A02a</i>	<i>N</i> 2377	1123	1194	1618	253	491	623	829	434	1806	436	1187	540	204	364	38
B101C: Take "crack" cocaine?																
1. None	78.6	78.6	78.7	77.6	91.8	76.6	83.6	79.2	72.4	79.1	77.0	82.4	79.5	77.5	69.4	30.8
2. A few	17.2	17.7	16.8	18.4	5.6	18.1	13.0	16.7	23.3	17.4	16.6	15.2	16.7	19.5	22.5	33.2
3. Some	3.2	2.1	4.1	3.1	1.8	4.1	2.8	3.1	3.0	2.8	4.5	1.9	3.0	2.8	6.4	19.1
4. Most	0.7	1.0	0.4	0.7	0.3	0.8	0.3	0.7	1.3	0.5	1.6	0.4	0.3	0.2	1.4	12.8
5. All	0.3	0.5	-	0.2	0.5	0.4	0.4	0.2	-	0.2	0.3	-	0.5	-	0.3	4.1
<i>Item 7151 Subject A02a</i>	<i>N</i> 2367	1120	1189	1610	250	491	618	825	433	1799	437	1183	539	205	360	38
B101D: Take cocaine powder?																
1. None	73.3	71.8	74.6	71.4	91.7	70.9	79.4	73.1	67.9	74.4	70.1	84.1	74.6	67.7	44.7	21.2
2. A few	21.2	23.2	19.6	23.0	6.5	23.2	16.3	21.0	26.4	20.6	23.3	13.9	21.4	29.5	38.7	35.0
3. Some	4.1	3.0	5.0	4.3	0.7	4.2	3.2	4.7	4.3	4.0	4.1	1.6	3.2	1.7	13.3	24.2
4. Most	0.9	1.4	0.5	0.8	0.6	1.4	0.4	0.8	1.4	0.7	1.4	0.4	0.3	0.8	2.0	15.3
5. All	0.4	0.7	0.3	0.5	0.5	0.4	0.8	0.5	-	0.3	1.1	0.1	0.5	0.3	1.2	4.3
<i>Item 23990 Subject A02a</i>	<i>N</i> 2355	1114	1183	1603	247	490	618	817	430	1785	438	1176	536	202	361	36
B101E: Drink alcoholic beverages (liquor, beer, wine)?																
1. None	7.6	8.3	5.9	5.8	14.6	5.7	7.1	9.6	6.9	6.1	11.1	12.0	3.2	1.2	2.4	2.2
2. A few	11.1	10.3	12.4	9.0	21.1	7.8	10.8	12.6	12.5	11.5	9.9	17.3	5.3	5.8	4.3	3.5
3. Some	19.1	18.2	20.4	17.9	24.9	16.4	17.7	20.4	21.3	21.0	13.0	23.9	15.0	17.0	8.7	17.8
4. Most	41.1	41.9	40.8	44.6	26.1	43.2	42.4	38.3	42.5	42.1	41.9	35.9	47.2	50.1	45.4	43.2
5. All	21.0	21.4	20.4	22.7	13.1	26.9	21.9	19.1	16.7	19.3	24.0	10.8	29.3	25.8	39.1	33.3
<i>Item 7190 Subject A02a</i>	<i>N</i> 2368	1122	1187	1612	250	493	620	823	433	1797	436	1185	538	202	361	38
B101F: Get drunk at least once a week?																
1. None	25.0	21.5	27.9	20.0	47.5	23.3	21.4	28.4	25.4	25.0	22.6	34.8	17.7	14.9	11.6	3.5
2. A few	27.6	27.4	27.9	28.4	20.8	26.6	27.5	26.7	30.5	29.1	22.8	31.4	23.4	26.1	22.4	11.7
3. Some	24.1	25.8	22.2	25.9	16.8	25.2	25.1	22.8	23.7	22.8	29.3	20.1	27.3	35.1	25.8	37.3
4. Most	18.5	18.7	18.6	20.1	12.4	20.2	20.4	17.9	14.9	19.2	17.0	11.9	25.5	18.1	28.9	30.9
5. All	4.9	6.6	3.4	5.5	2.5	4.7	5.6	4.3	5.5	3.9	8.2	1.8	6.1	5.8	11.2	16.7
<i>Item 7200 Subject A02a</i>	<i>N</i> 2378	1125	1194	1618	252	493	622	830	433	1806	438	1187	541	205	363	38
The next questions are about your experiences in school.																
D001: Some people like school very much. Others don't. How do you feel about going to school?																
5. I like school very much	7.7	7.2	7.9	6.2	12.8	6.4	8.2	7.9	7.8	7.6	6.3	9.6	6.5	5.5	2.9	2.3
4. I like school quite a lot	23.2	22.5	24.6	22.6	24.2	21.5	19.4	25.3	26.7	26.0	12.1	27.5	19.0	19.6	19.8	9.0
3. I like school some	45.6	46.1	45.7	46.7	46.0	46.2	48.1	44.9	42.9	46.1	44.8	45.0	47.8	46.3	42.9	55.7
2. I don't like school very much	16.5	16.2	16.7	17.2	12.8	18.2	17.8	14.8	15.9	15.3	21.8	13.3	20.1	20.8	19.9	19.0
1. I don't like school at all	7.0	8.1	5.2	7.4	4.2	7.7	6.5	7.1	6.9	4.9	14.9	4.6	6.6	7.9	14.5	13.9
<i>Item 7630 Subject B01, Q08</i>	<i>N</i> 2223	1029	1143	1545	224	428	603	792	400	1756	419	1123	498	186	334	35
D002: How often do you feel that the school work you are assigned is meaningful and important?																
5. Almost always	7.3	6.7	7.6	5.3	14.4	7.0	5.5	8.8	7.5	6.6	9.4	8.9	7.2	0.8	4.5	8.6
4. Often	21.3	21.6	21.3	20.0	23.4	18.6	20.4	24.1	20.1	23.1	13.9	25.0	17.7	14.2	19.0	17.0
3. Sometimes	38.3	35.8	41.0	39.5	40.6	39.7	38.7	35.5	41.9	39.2	35.2	40.3	38.6	42.3	32.0	28.4
2. Seldom	26.1	27.0	25.6	28.3	17.3	28.0	27.3	24.7	24.8	26.4	25.4	21.3	28.6	35.7	32.2	33.0
1. Never	6.9	8.9	4.5	6.9	4.3	6.7	8.1	6.8	5.7	4.7	16.1	4.6	7.9	7.0	12.3	12.9
<i>Item 5700 Subject B01</i>	<i>N</i> 2217	1022	1142	1539	223	425	601	792	399	1751	417	1118	497	187	334	34

DESCRIPTIVE RESULTS: 2004

93

QUESTIONNAIRE FORM 1 2004	TOTAL	SEX		RACE		REGION				COLLEGE PLANS?		ILLCIT DRUG USE: LIFETIME				
		M	F	White	Black	NE	NC	S	W	Yes	No	None	Mari- juana Only	Few Pills	More Pills	Any Her- oin
<i>N (Weighted No. of Cases):</i> <i>% of Weighted Total:</i>	2567 100.0	1152 44.9	1206 47.0	1638 63.8	263 10.3	548 21.4	673 26.2	875 34.1	471 18.3	1834 71.4	445 17.4	1230 47.9	583 22.7	210 8.2	403 15.7	38 1.5
D003: How interesting are most of your courses to you?																
5. Very exciting and stimulating	3.6	3.2	3.9	2.9	8.3	4.8	3.7	3.4	2.9	3.5	3.7	3.7	5.1	3.6	0.9	-
4. Quite interesting	21.3	20.4	22.3	18.8	23.6	17.0	22.8	22.7	20.9	22.9	13.3	26.2	14.6	14.3	18.5	23.9
3. Fairly interesting	41.6	39.0	44.5	42.9	38.6	40.7	39.2	43.0	43.3	42.5	39.3	43.5	42.8	47.0	33.5	29.9
2. Slightly dull	24.2	25.6	23.0	25.8	20.2	26.5	27.1	20.6	24.5	23.6	27.5	19.7	27.8	24.5	32.7	29.1
1. Very dull	9.3	11.7	6.4	9.6	9.3	11.0	7.2	10.4	8.5	7.4	16.2	6.9	9.7	10.6	14.3	17.1
<i>Item 5710 Subject B01</i>	<i>N</i> 2216	1025	1140	1540	223	424	600	793	399	1752	416	1117	499	186	333	35
D004: How important do you think the things you are learning in school are going to be for your later life?																
5. Very important	14.2	13.9	14.3	10.3	27.5	10.9	12.9	16.9	14.3	13.9	14.1	17.1	11.3	9.5	11.3	4.9
4. Quite important	23.0	22.7	23.6	21.6	25.5	22.4	21.9	24.3	22.6	24.7	15.9	26.5	19.9	20.8	18.2	13.7
3. Fairly important	31.8	30.6	33.2	34.5	28.0	33.5	31.7	32.3	29.0	32.6	30.0	30.7	34.0	35.8	32.1	27.7
2. Slightly important	25.2	25.3	25.3	27.5	16.6	28.2	26.7	21.6	26.9	24.8	26.8	22.3	27.9	27.5	26.1	45.9
1. Not at all important	5.8	7.5	3.6	6.1	2.4	5.0	6.8	4.9	7.2	4.0	13.3	3.4	6.8	6.4	12.3	7.9
<i>Item 5720 Subject B01</i>	<i>N</i> 2212	1020	1141	1539	221	424	599	791	398	1750	416	1119	497	187	331	35
D005: How much competition for grades is there among students at your school?																
1. None	11.5	14.5	8.0	11.6	10.5	6.9	12.4	11.9	14.1	9.2	18.8	10.3	10.8	7.7	17.8	12.1
2. A little	22.0	22.9	21.0	22.6	18.7	26.5	20.7	21.9	19.6	21.4	25.1	18.5	24.9	27.0	25.7	23.0
3. Some	32.4	29.3	35.6	34.2	26.9	33.9	31.6	31.3	34.5	33.5	28.9	33.2	31.3	31.6	32.0	33.1
4. Quite a bit	22.2	21.6	23.1	20.7	32.8	21.6	23.3	23.8	17.8	22.6	21.7	23.8	24.4	19.0	17.5	18.8
5. A great deal	11.9	11.6	12.2	10.9	11.1	11.1	12.0	11.1	13.9	13.4	5.5	14.1	8.7	14.7	7.1	13.1
<i>Item 5730 Subject B04</i>	<i>N</i> 2212	1021	1139	1539	221	420	602	790	400	1748	418	1118	495	187	334	35
D006: How do you think most of the students in your classes would feel if you cheated on a test?																
1. They would like it very much	4.3	5.0	3.1	3.8	7.2	5.4	5.0	4.3	2.4	3.6	5.6	3.1	4.7	4.7	6.2	10.6
2. They would like it	2.7	2.9	2.3	2.1	4.2	1.9	2.8	3.5	2.0	2.5	3.2	2.1	4.4	3.7	1.6	-
3. They would not care	77.9	78.4	78.1	78.2	79.1	79.3	75.7	78.1	79.6	78.2	78.8	76.3	80.6	80.3	79.9	78.3
4. They would dislike it	11.8	10.6	13.2	12.5	7.0	10.7	14.0	10.6	12.3	12.5	9.0	14.8	7.6	9.9	10.3	6.2
5. They would dislike it very much	3.1	3.1	3.3	3.4	2.5	2.7	2.6	3.4	3.8	3.1	3.4	3.8	2.7	1.4	2.0	4.9
<i>Item 5740 Subject B04</i>	<i>N</i> 2205	1017	1137	1535	220	420	599	790	397	1741	418	1112	496	187	332	35
D007: How do you think most of the students in your classes would feel if you intentionally did things to make your teachers angry?																
1. They would like it very much	5.3	6.5	4.0	3.8	10.0	5.3	6.0	5.5	4.0	4.3	8.4	3.8	4.7	3.9	7.4	26.5
2. They would like it	12.0	15.6	8.8	12.1	10.5	10.3	12.8	13.1	10.6	11.9	11.5	9.0	10.6	17.0	21.0	14.0
3. They would not care	48.1	49.3	47.2	46.2	58.7	51.6	46.7	45.7	51.1	46.6	54.6	47.7	53.6	49.0	42.0	38.3
4. They would dislike it	28.8	24.8	32.7	31.7	16.1	28.9	29.9	27.7	29.1	31.5	19.2	31.9	26.1	26.3	26.4	21.2
5. They would dislike it very much	5.8	3.7	7.3	6.2	4.7	3.9	4.7	8.0	5.2	5.6	6.2	7.7	5.0	3.8	3.1	-
<i>Item 5750 Subject B04</i>	<i>N</i> 2200	1015	1133	1533	221	421	598	790	391	1736	415	1111	492	184	334	35
D008: How often do you find that your friends encourage you to do things which your teachers wouldn't like?																
1. Never	39.7	26.4	51.1	38.8	47.4	39.4	38.5	39.3	42.8	40.4	36.6	44.2	39.3	27.2	32.7	15.1
2. Seldom	32.0	36.1	28.9	33.3	28.2	31.5	31.9	32.0	32.6	32.8	28.3	31.9	31.2	41.7	29.1	36.7
3. Sometimes	18.9	24.5	14.3	19.2	13.5	18.6	20.0	18.6	17.8	18.6	20.7	17.7	19.1	19.3	23.8	16.8
4. Often	7.3	10.3	4.3	7.1	8.5	6.6	7.8	8.2	5.3	6.7	9.6	4.8	8.2	10.8	10.9	13.3
5. Almost always	2.2	2.8	1.4	1.6	2.4	3.8	1.8	1.9	1.6	1.5	4.8	1.4	2.1	1.0	3.5	18.2
<i>Item 5760 Subject B04</i>	<i>N</i> 2194	1008	1134	1527	219	415	595	791	394	1731	416	1111	489	184	332	35
D009: Have you ever been in a work-study program—that is, a program where you work on a job as part of your schooling?																
1. No, not ever	82.6	81.7	83.7	83.7	79.1	87.7	82.0	80.7	81.8	83.9	76.8	85.2	82.1	77.9	78.3	79.3
2. Yes, for a half year or less	7.7	8.4	7.0	7.2	10.3	4.9	9.6	6.3	10.3	7.8	7.4	7.3	6.5	8.0	10.2	12.9
3. Yes, for about a year	7.5	7.3	7.4	7.1	6.5	6.2	5.8	9.8	7.1	6.6	11.6	5.4	9.4	12.5	8.7	5.8
4. Yes, for about two years	1.6	1.8	1.4	1.5	2.6	0.9	1.5	2.6	0.4	1.0	3.9	1.5	1.3	1.6	2.3	-
5. Yes, for more than two years	0.6	0.8	0.5	0.5	1.5	0.3	1.2	0.6	0.4	0.8	0.3	0.6	0.6	-	0.5	2.1
<i>Item 5770 Subject B02, C01</i>	<i>N</i> 2199	1011	1135	1528	220	419	595	792	394	1734	415	1111	488	184	334	35

MONITORING THE FUTURE

QUESTIONNAIRE FORM 1 2004	TOTAL	SEX		RACE		REGION				COLLEGE PLANS?		ILLICIT DRUG USE: LIFETIME				
		M	F	White	Black	NE	NC	S	W	Yes	No	None	Mari- juana Only	Few Pills	More Pills	Any Her- oin
<i>N (Weighted No. of Cases):</i>	2567	1152	1206	1638	263	548	673	875	471	1834	445	1230	583	210	403	38
<i>% of Weighted Total:</i>	100.0	44.9	47.0	63.8	10.3	21.4	26.2	34.1	18.3	71.4	17.4	47.9	22.7	8.2	15.7	1.5
D010: How many times this school year have you seen a counselor individually?																
1. No times	27.8	30.9	24.1	30.4	22.7	30.8	24.6	29.9	25.2	26.3	32.4	28.7	29.1	25.0	24.1	17.6
2. 1 time	11.3	12.1	10.8	12.0	8.9	9.9	12.1	12.1	10.0	10.7	14.0	9.9	11.2	8.0	16.2	25.1
3. 2 times	16.6	15.8	17.1	17.3	14.4	16.3	16.5	15.4	19.5	17.2	14.3	16.1	19.5	15.4	16.2	14.7
4. 3 or 4 times	25.2	23.2	27.4	23.9	28.5	23.8	26.6	24.7	25.4	26.0	21.3	25.9	23.4	32.2	23.1	19.5
5. 5-7 times	9.8	10.0	10.0	9.1	10.9	10.4	11.4	8.5	9.6	10.5	7.7	10.0	8.1	11.2	10.3	13.1
6. 8-10 times	4.4	3.8	5.0	3.9	5.6	2.3	5.5	3.4	6.8	4.5	4.0	5.0	3.7	3.1	4.0	4.4
7. 11 or more times	4.9	4.1	5.6	3.3	8.9	6.5	3.3	6.0	3.5	4.8	6.2	4.5	5.1	5.2	6.1	5.6
<i>Item 5780 Subject B05</i>	<i>N</i> 2194	1011	1132	1524	221	417	593	790	395	1731	414	1108	491	183	331	35
D011: How many times this school year have you seen a counselor as a part of a group of other students?																
1. No times	66.6	66.6	66.3	67.9	58.4	68.5	67.8	63.1	69.5	66.4	67.2	66.5	67.3	67.6	65.7	62.1
2. 1 time	11.4	11.7	11.2	11.4	12.2	9.9	11.0	12.9	10.6	11.7	10.7	11.2	11.3	11.8	10.7	18.4
3. 2 times	9.2	9.0	9.6	8.8	13.3	6.7	10.6	9.7	8.6	9.5	8.0	8.3	11.3	8.5	9.4	7.7
4. 3 or 4 times	7.1	7.5	6.7	6.8	5.6	7.2	6.2	7.6	7.3	7.0	7.4	7.5	5.7	6.9	8.8	4.4
5. 5-7 times	2.6	1.9	3.2	2.5	4.6	2.3	3.0	3.1	1.6	2.6	2.3	2.7	1.6	4.6	3.0	2.1
6. 8-10 times	1.7	2.0	1.3	1.4	3.3	2.9	0.8	2.0	1.0	1.4	3.2	2.4	1.6	-	0.6	-
7. 11 or more times	1.4	1.3	1.6	1.1	2.5	2.4	0.7	1.6	1.4	1.4	1.2	1.5	1.2	0.6	1.8	5.2
<i>Item 5790 Subject B05</i>	<i>N</i> 2185	1009	1124	1522	218	416	592	788	390	1726	413	1105	489	184	328	35
D012: Would you have preferred to see a counselor more or less often than you have during the past year?																
5. Much more often	8.5	10.1	6.9	5.9	19.3	6.0	6.0	10.5	11.0	7.9	10.0	8.3	10.3	6.8	7.0	6.1
4. A little more often	18.5	17.4	19.4	17.3	18.6	17.8	15.9	19.8	20.3	18.8	16.6	19.4	16.5	22.6	16.5	21.3
3. About as often	50.4	47.6	53.5	55.7	28.8	51.0	56.4	46.1	49.5	54.0	37.0	53.8	47.8	50.8	46.3	40.7
2. A little less often	7.0	6.9	7.3	6.0	14.6	6.9	6.1	7.8	7.0	6.4	9.8	6.4	7.0	6.4	9.1	9.6
1. Much less often	15.5	18.0	13.0	15.1	18.6	18.2	15.6	15.8	12.2	12.9	26.6	12.1	18.3	13.4	21.1	22.3
<i>Item 5800 Subject B05</i>	<i>N</i> 2134	985	1100	1484	216	400	581	770	383	1686	408	1084	470	181	324	34
D013: How helpful have your sessions with a counselor been to you?																
5. Extremely helpful	13.6	13.2	14.0	10.7	19.3	9.3	12.6	15.4	15.8	13.6	13.5	14.2	13.8	12.1	12.0	11.9
4. Quite helpful	23.0	21.4	24.7	21.0	29.1	21.8	26.3	19.8	25.8	24.2	18.1	24.2	21.2	17.1	25.0	23.6
3. Somewhat helpful	16.2	16.8	15.9	16.8	18.5	17.7	14.1	17.1	16.3	17.0	13.2	17.4	14.9	21.9	13.2	5.3
2. A little helpful	15.7	14.1	17.0	16.9	11.8	16.8	17.4	15.1	13.2	15.5	17.4	14.0	15.9	16.9	19.6	31.8
1. Not at all helpful	10.6	11.1	10.2	10.3	10.1	13.7	11.1	9.1	9.7	9.0	16.5	8.4	12.2	10.4	13.8	23.1
8. Did not see a counselor this year	20.8	23.4	18.3	24.4	11.2	20.7	18.4	23.5	19.2	20.8	21.3	21.8	22.0	21.6	16.4	4.2
<i>Item 5810 Subject B05</i>	<i>N</i> 2171	1001	1116	1514	217	407	589	785	390	1714	413	1101	484	184	327	34
D014: Would you have preferred more or less of each of the following types of counseling in the last year?																
D014A: Choosing what courses to take																
5. Much more	20.2	20.4	20.2	15.2	37.0	19.4	13.3	23.6	24.6	19.5	22.4	18.4	20.1	16.0	27.3	28.3
4. A little more	23.7	24.0	23.1	25.2	15.8	20.7	26.2	22.8	24.7	25.7	15.9	24.4	21.9	27.6	21.0	11.6
3. About right	47.1	44.8	50.3	50.2	36.5	48.2	53.2	44.5	41.7	48.2	43.6	49.6	45.7	47.9	42.3	50.9
2. A little less	2.0	2.3	1.8	2.3	1.5	3.0	1.3	1.7	2.8	1.7	3.5	1.7	2.0	1.5	3.7	2.1
1. Much less	7.1	8.5	4.7	7.0	9.1	8.7	6.1	7.4	6.2	4.9	14.6	5.9	10.3	6.9	5.6	7.2
<i>Item 5811 Subject B05</i>	<i>N</i> 2109	969	1092	1469	206	390	574	772	373	1664	401	1077	465	179	318	34
D014B: Discussing problems with course work																
5. Much more	11.9	12.1	11.3	8.0	25.8	10.5	9.4	13.2	14.1	11.4	13.5	11.1	13.1	6.3	15.8	12.8
4. A little more	17.6	16.3	19.0	15.8	23.1	18.0	16.5	18.0	17.9	18.1	14.7	18.6	11.4	23.1	18.7	21.5
3. About right	55.1	54.3	56.7	61.2	35.0	56.7	59.1	52.9	51.9	57.8	45.9	56.6	56.1	55.1	50.8	43.6
2. A little less	3.7	3.8	3.9	3.9	3.5	2.9	3.7	2.9	6.5	3.5	4.8	3.3	2.9	6.5	4.6	2.1
1. Much less	11.7	13.5	9.1	11.1	12.6	11.8	11.3	13.1	9.7	9.3	21.1	10.4	16.6	9.0	10.2	20.0
<i>Item 5812 Subject B05</i>	<i>N</i> 2083	959	1078	1449	205	383	565	767	368	1645	398	1062	464	176	311	34

DESCRIPTIVE RESULTS: 2004

95

QUESTIONNAIRE FORM 1 2004	TOTAL	SEX		RACE		REGION				COLLEGE PLANS?		ILLICIT DRUG USE: LIFETIME				
		M	F	White	Black	NE	NC	S	W	Yes	No	None	Mari- juana Only	Few Pills	More Pills	Any Her- oin
<i>N (Weighted No. of Cases):</i>	2567	1152	1206	1638	263	548	673	875	471	1834	445	1230	583	210	403	38
<i>% of Weighted Total:</i>	100.0	44.9	47.0	63.8	10.3	21.4	26.2	34.1	18.3	71.4	17.4	47.9	22.7	8.2	15.7	1.5
D014C: Discussing any trouble you've gotten into																
5. Much more	7.8	9.0	6.5	5.2	16.2	7.8	7.1	8.4	7.7	6.8	11.8	6.0	10.5	4.6	10.6	17.4
4. A little more	9.0	9.0	8.8	7.7	12.6	8.9	6.7	10.5	9.4	8.8	10.1	8.2	7.0	13.2	10.6	15.6
3. About right	60.8	58.9	63.5	66.2	41.7	61.9	65.3	56.9	61.0	64.3	49.2	66.4	54.5	56.8	57.8	33.7
2. A little less	4.7	4.5	4.8	4.3	3.2	3.0	3.7	5.0	7.5	4.4	4.6	3.3	5.4	7.7	4.9	13.3
1. Much less	17.7	18.6	16.4	16.6	26.3	18.4	17.3	19.2	14.5	15.7	24.3	16.1	22.7	17.6	16.1	20.0
<i>Item 5813 Subject B05</i>	<i>N 2061</i>	<i>950</i>	<i>1065</i>	<i>1434</i>	<i>203</i>	<i>372</i>	<i>563</i>	<i>765</i>	<i>361</i>	<i>1625</i>	<i>396</i>	<i>1046</i>	<i>459</i>	<i>175</i>	<i>311</i>	<i>34</i>
D014D: Discussing military plans																
5. Much more	6.4	8.0	4.7	5.5	9.6	5.4	4.6	8.7	5.6	5.5	9.6	4.9	6.0	7.0	10.6	10.8
4. A little more	4.3	6.0	2.7	3.6	5.3	3.5	4.2	4.8	4.1	4.1	5.6	3.6	4.2	4.2	5.4	7.2
3. About right	50.1	49.3	51.3	55.3	32.4	53.6	56.2	43.6	50.6	53.1	38.9	53.7	46.0	50.7	46.3	38.6
2. A little less	4.8	4.6	5.1	5.2	1.5	3.9	5.8	4.2	5.2	4.4	6.7	4.5	5.7	4.8	4.3	4.8
1. Much less	34.4	32.0	36.3	30.4	51.2	33.5	29.1	38.8	34.5	32.9	39.1	33.4	38.0	33.3	33.3	38.7
<i>Item 5814 Subject B05</i>	<i>N 2043</i>	<i>953</i>	<i>1047</i>	<i>1423</i>	<i>200</i>	<i>372</i>	<i>563</i>	<i>750</i>	<i>358</i>	<i>1610</i>	<i>396</i>	<i>1044</i>	<i>454</i>	<i>174</i>	<i>303</i>	<i>34</i>
D014E: Discussing education or training plans																
5. Much more	16.9	16.0	17.6	13.2	34.2	16.4	11.9	20.9	16.6	16.8	17.6	16.0	19.0	15.7	17.4	17.2
4. A little more	25.3	22.9	27.8	25.8	20.8	23.2	25.1	25.5	27.4	27.1	18.6	25.7	24.3	32.7	21.0	30.1
3. About right	44.4	46.9	42.6	47.6	31.3	45.9	47.7	42.1	42.4	45.2	40.9	47.9	38.5	38.9	45.6	37.1
2. A little less	3.1	2.9	3.3	3.3	1.0	2.6	3.2	2.5	4.9	2.8	5.0	2.7	3.9	3.5	3.2	2.1
1. Much less	10.3	11.1	8.8	10.1	12.8	11.8	12.2	9.0	8.8	8.1	17.9	7.7	14.3	9.3	12.8	13.6
<i>Item 5815 Subject B05</i>	<i>N 2076</i>	<i>959</i>	<i>1074</i>	<i>1450</i>	<i>202</i>	<i>381</i>	<i>565</i>	<i>762</i>	<i>368</i>	<i>1647</i>	<i>392</i>	<i>1063</i>	<i>461</i>	<i>176</i>	<i>308</i>	<i>34</i>
D014F: Discussing career plans or job choice																
5. Much more	22.1	20.6	23.6	17.8	37.3	18.9	17.9	26.2	23.3	22.2	21.8	21.4	21.6	20.2	25.2	27.8
4. A little more	27.1	23.9	30.1	27.8	20.4	25.8	26.6	25.8	31.8	29.0	20.0	27.3	27.8	35.3	23.1	8.4
3. About right	40.2	43.4	37.8	43.8	28.7	43.1	45.3	38.0	34.0	40.8	38.2	42.3	37.0	33.2	41.3	41.7
2. A little less	2.2	2.8	1.6	2.0	2.6	1.9	1.6	2.1	3.8	1.9	3.4	1.7	2.6	3.1	2.3	6.4
1. Much less	8.5	9.3	6.9	8.7	11.0	10.4	8.6	8.0	7.2	6.2	16.6	7.3	10.9	8.3	8.1	15.7
<i>Item 5816 Subject B05</i>	<i>N 2079</i>	<i>962</i>	<i>1073</i>	<i>1452</i>	<i>199</i>	<i>380</i>	<i>566</i>	<i>762</i>	<i>371</i>	<i>1645</i>	<i>395</i>	<i>1064</i>	<i>462</i>	<i>175</i>	<i>309</i>	<i>34</i>
D014G: Discussing personal problems																
5. Much more	8.9	8.8	8.7	6.3	16.9	8.5	7.1	10.1	9.8	7.8	12.8	7.8	8.8	6.0	12.1	25.4
4. A little more	10.1	9.6	10.5	10.0	12.5	10.7	6.8	12.3	10.3	10.1	10.1	10.1	8.3	13.7	10.3	10.8
3. About right	55.9	54.3	58.1	61.0	37.1	57.4	62.7	51.0	54.0	59.4	42.9	60.0	52.6	56.8	49.6	36.8
2. A little less	5.9	7.1	4.8	4.8	5.0	4.9	5.0	6.4	7.1	5.8	5.8	5.1	8.0	4.1	6.9	2.2
1. Much less	19.2	20.2	17.9	17.9	28.4	18.5	18.5	20.1	18.8	16.8	28.5	17.0	22.3	19.4	21.1	24.7
<i>Item 5817 Subject B05</i>	<i>N 2059</i>	<i>956</i>	<i>1058</i>	<i>1439</i>	<i>200</i>	<i>376</i>	<i>567</i>	<i>753</i>	<i>364</i>	<i>1627</i>	<i>397</i>	<i>1048</i>	<i>461</i>	<i>173</i>	<i>310</i>	<i>34</i>
D015: These next questions concern your health. During the LAST 30 DAYS, on how many days (if any) did you have the following problems or symptoms?																
D015A: Headache																
1. None	19.9	28.8	10.9	17.5	26.9	17.8	17.7	22.9	19.1	17.8	27.3	22.9	17.6	17.5	13.9	11.7
2. One day	17.6	22.4	13.5	15.7	25.0	15.5	14.7	19.5	20.2	17.7	18.3	17.8	21.3	18.7	10.7	17.2
3. Two days	20.2	18.5	22.2	20.7	20.8	22.2	19.3	20.0	19.7	21.2	16.5	19.4	24.3	16.4	19.5	9.0
4. 3 to 5 days	21.9	18.1	25.7	23.1	16.3	23.2	22.4	20.7	22.4	22.8	18.4	21.6	21.9	25.2	22.2	29.0
5. 6 to 9 days	9.9	6.1	13.0	10.8	7.8	11.3	11.4	8.1	9.8	9.7	9.7	10.0	6.4	15.0	11.3	15.0
6. 10 to 19 days	6.6	4.2	8.9	8.0	1.2	6.6	10.0	4.8	5.3	6.8	6.2	5.3	5.3	6.1	14.5	2.0
7. 20+ days	3.9	1.9	5.8	4.1	2.1	3.6	4.5	4.0	3.4	4.0	3.5	3.1	3.2	1.1	7.9	16.2
<i>Item 21310 Subject T01</i>	<i>N 2135</i>	<i>979</i>	<i>1108</i>	<i>1493</i>	<i>213</i>	<i>400</i>	<i>577</i>	<i>780</i>	<i>378</i>	<i>1688</i>	<i>402</i>	<i>1096</i>	<i>472</i>	<i>173</i>	<i>322</i>	<i>35</i>
D015B: Sore throat or hoarse voice																
1. None	39.1	45.5	32.9	35.3	58.6	37.8	34.3	41.7	42.2	37.6	44.3	42.2	40.5	33.7	28.8	32.4
2. One day	16.5	17.5	16.0	16.8	15.4	13.8	17.8	16.6	17.4	17.3	13.3	16.8	17.1	18.1	13.6	16.1
3. Two days	16.2	15.0	17.1	17.4	11.3	18.8	17.6	13.5	16.9	16.3	15.9	14.8	18.9	14.4	18.9	8.9
4. 3 to 5 days	17.0	14.9	18.8	18.2	8.7	21.0	17.8	16.3	12.8	17.2	16.8	15.7	15.2	22.0	20.9	24.2
5. 6 to 9 days	8.2	4.6	11.7	9.5	3.8	6.1	9.6	8.8	6.8	8.6	6.5	8.2	6.2	6.0	12.2	10.4
6. 10 to 19 days	2.4	2.0	2.8	2.4	0.6	2.0	2.5	2.1	3.3	2.3	2.8	1.6	1.6	4.8	5.0	3.6
7. 20+ days	0.7	0.5	0.8	0.4	1.6	0.6	0.4	1.0	0.6	0.7	0.4	0.6	0.5	1.0	0.6	4.4
<i>Item 21320 Subject T01</i>	<i>N 2121</i>	<i>971</i>	<i>1102</i>	<i>1484</i>	<i>210</i>	<i>394</i>	<i>574</i>	<i>776</i>	<i>377</i>	<i>1677</i>	<i>402</i>	<i>1091</i>	<i>468</i>	<i>174</i>	<i>318</i>	<i>35</i>

MONITORING THE FUTURE

QUESTIONNAIRE FORM 1 2004	TOTAL	SEX		RACE		REGION				COLLEGE PLANS?		ILLCIT DRUG USE: LIFETIME				
		M	F	White	Black	NE	NC	S	W	Yes	No	None	Mari- juana Only	Few Pills	More Pills	Any Her- oin
<i>N (Weighted No. of Cases):</i>	2567	1152	1206	1638	263	548	673	875	471	1834	445	1230	583	210	403	38
<i>% of Weighted Total:</i>	100.0	44.9	47.0	63.8	10.3	21.4	26.2	34.1	18.3	71.4	17.4	47.9	22.7	8.2	15.7	1.5
D015C: Trouble with sinus congestion, runny nose, or sneezing																
1. None	26.4	30.5	22.0	24.4	33.8	24.7	24.6	28.0	27.6	23.9	36.2	27.9	27.8	24.2	19.2	22.1
2. One day	11.9	14.1	10.1	11.9	13.5	12.4	12.4	9.5	15.5	11.8	12.1	11.7	14.5	11.3	9.9	2.4
3. Two days	12.6	13.6	11.8	11.6	14.2	14.2	13.4	10.9	13.3	12.7	12.2	12.3	12.6	12.9	14.3	9.8
4. 3 to 5 days	21.2	18.0	23.6	23.0	15.6	24.1	23.1	20.0	17.7	22.4	16.0	20.8	19.8	21.4	24.7	23.2
5. 6 to 9 days	13.7	11.1	16.5	14.4	10.5	12.3	12.0	15.3	14.4	14.8	10.2	13.0	13.1	16.7	15.0	23.6
6. 10 to 19 days	8.9	7.7	10.4	9.8	5.0	7.9	9.3	10.5	6.4	9.3	7.8	9.8	7.0	9.9	8.0	8.2
7. 20+ days	5.3	5.0	5.6	5.0	7.3	4.4	5.2	5.8	5.2	5.1	5.6	4.3	5.2	3.7	9.0	10.7
<i>Item 21330 Subject T01</i>	<i>N 2129</i>	<i>977</i>	<i>1103</i>	<i>1494</i>	<i>207</i>	<i>400</i>	<i>576</i>	<i>778</i>	<i>374</i>	<i>1681</i>	<i>404</i>	<i>1095</i>	<i>468</i>	<i>174</i>	<i>319</i>	<i>35</i>
D015D: Coughing spells																
1. None	55.9	60.6	51.2	53.6	67.9	56.5	55.9	53.9	59.3	56.1	54.5	61.0	56.9	49.2	41.9	40.1
2. One day	12.8	13.0	12.8	13.7	9.1	13.1	12.2	13.0	12.9	12.5	14.5	12.5	12.4	11.7	15.7	4.7
3. Two days	9.4	9.8	9.1	9.5	7.9	11.4	8.2	10.3	7.0	8.9	10.7	7.7	10.4	15.4	11.4	7.6
4. 3 to 5 days	10.3	8.4	11.8	10.7	7.8	8.6	10.2	10.9	10.9	10.8	9.0	9.5	7.4	12.2	15.1	16.1
5. 6 to 9 days	7.0	4.2	9.6	8.1	2.8	6.0	8.8	6.9	5.1	6.7	7.6	6.0	7.8	8.3	8.9	8.1
6. 10 to 19 days	3.0	2.5	3.3	2.7	3.5	2.3	3.0	3.5	2.5	3.1	2.3	2.2	2.7	2.8	3.8	20.7
7. 20+ days	1.8	1.4	2.1	1.7	1.0	2.1	1.6	1.4	2.3	1.9	1.5	1.2	2.5	0.6	3.2	2.6
<i>Item 21340 Subject T01</i>	<i>N 2114</i>	<i>964</i>	<i>1103</i>	<i>1481</i>	<i>209</i>	<i>393</i>	<i>568</i>	<i>780</i>	<i>373</i>	<i>1675</i>	<i>398</i>	<i>1090</i>	<i>466</i>	<i>175</i>	<i>312</i>	<i>35</i>
D015E: Chest colds																
1. None	72.7	77.2	68.2	71.6	78.0	69.8	72.5	72.0	77.3	72.2	74.8	78.4	72.0	64.4	62.2	50.8
2. One day	8.6	7.6	9.8	8.6	8.2	11.2	9.1	8.0	6.7	9.1	6.4	7.5	9.2	9.4	11.0	6.8
3. Two days	7.4	7.9	7.0	7.8	7.0	7.7	9.1	6.3	6.4	7.4	6.9	4.4	6.9	14.7	12.9	23.5
4. 3 to 5 days	6.0	4.0	7.7	6.4	3.1	6.7	4.0	7.8	4.6	5.7	7.0	4.6	5.2	9.0	8.7	12.1
5. 6 to 9 days	3.4	1.9	4.8	3.8	0.3	3.2	3.6	3.5	3.2	3.5	3.1	3.4	5.1	1.3	2.9	-
6. 10 to 19 days	1.3	1.0	1.7	1.5	1.2	1.0	1.6	1.4	1.0	1.3	1.5	1.1	1.1	0.7	1.3	6.7
7. 20+ days	0.7	0.5	0.8	0.3	2.2	0.4	0.1	1.0	1.0	0.8	0.3	0.7	0.5	0.4	1.0	-
<i>Item 21350 Subject T01</i>	<i>N 2119</i>	<i>971</i>	<i>1102</i>	<i>1486</i>	<i>208</i>	<i>399</i>	<i>571</i>	<i>774</i>	<i>375</i>	<i>1677</i>	<i>401</i>	<i>1090</i>	<i>465</i>	<i>173</i>	<i>320</i>	<i>35</i>
D015F: Coughing up phlegm or blood																
1. None	79.1	78.5	79.7	77.8	89.1	75.9	78.4	79.3	83.3	79.1	78.8	85.2	78.4	73.9	65.3	54.4
2. One day	4.9	5.5	4.5	5.4	1.3	6.1	4.4	4.9	4.7	4.9	4.8	2.7	4.5	11.7	9.4	10.2
3. Two days	5.1	7.1	3.3	5.1	3.9	8.0	4.3	5.1	3.5	4.9	5.8	3.7	6.3	4.3	7.7	12.5
4. 3 to 5 days	4.5	2.9	5.7	4.8	2.0	5.1	4.7	4.3	3.7	4.6	4.5	4.2	4.1	4.0	5.8	7.6
5. 6 to 9 days	3.5	2.6	4.3	3.9	1.4	3.2	4.4	3.4	2.4	3.5	3.8	2.6	4.9	3.1	4.9	4.2
6. 10 to 19 days	1.4	1.2	1.5	1.6	0.4	1.4	1.9	1.0	1.2	1.5	1.0	0.5	0.8	0.9	4.8	-
7. 20+ days	1.5	2.1	0.9	1.5	1.8	0.4	1.8	2.0	1.1	1.6	1.3	1.0	1.0	2.2	2.2	11.1
<i>Item 21360 Subject T01</i>	<i>N 2115</i>	<i>967</i>	<i>1101</i>	<i>1483</i>	<i>206</i>	<i>394</i>	<i>569</i>	<i>775</i>	<i>377</i>	<i>1674</i>	<i>401</i>	<i>1090</i>	<i>465</i>	<i>173</i>	<i>317</i>	<i>35</i>
D015G: Shortness of breath when you were not exercising																
1. None	79.2	85.0	73.9	79.1	80.9	80.2	77.6	79.0	81.0	80.5	72.9	84.0	79.6	75.1	69.8	44.7
2. One day	7.0	5.8	8.2	6.7	7.9	6.1	6.5	8.7	5.3	6.2	10.5	6.3	7.0	8.9	7.7	13.3
3. Two days	5.5	4.5	6.4	5.6	4.3	6.5	5.1	5.4	5.1	4.8	8.6	4.1	5.9	6.3	7.8	17.4
4. 3 to 5 days	3.9	2.2	5.5	4.3	1.9	2.7	5.6	3.0	4.6	4.1	3.6	2.6	3.7	4.6	6.4	17.8
5. 6 to 9 days	2.0	1.1	2.7	1.9	2.6	2.2	2.3	1.3	2.5	1.9	2.5	1.2	1.6	3.5	4.0	2.6
6. 10 to 19 days	1.3	0.9	1.5	1.3	0.4	1.2	1.8	1.3	0.6	1.3	1.2	0.7	0.9	0.9	3.1	4.1
7. 20+ days	1.2	0.6	1.7	1.1	1.9	1.2	1.2	1.3	0.8	1.3	0.7	1.2	1.2	0.7	1.2	-
<i>Item 21370 Subject T01</i>	<i>N 2113</i>	<i>972</i>	<i>1096</i>	<i>1479</i>	<i>209</i>	<i>393</i>	<i>569</i>	<i>775</i>	<i>377</i>	<i>1671</i>	<i>400</i>	<i>1090</i>	<i>466</i>	<i>173</i>	<i>314</i>	<i>35</i>
D015H: Wheezing or gasping																
1. None	84.4	85.4	83.7	84.8	83.4	83.0	84.4	85.1	84.4	85.1	80.3	89.7	80.7	82.5	77.6	57.3
2. One day	6.2	6.7	5.7	6.1	6.8	7.0	6.3	5.5	6.5	6.1	6.8	4.5	7.9	9.0	7.0	13.0
3. Two days	3.5	2.5	4.3	3.5	2.5	3.4	3.8	3.5	3.1	3.2	4.7	2.2	4.9	4.3	3.8	12.4
4. 3 to 5 days	2.3	1.8	2.6	2.3	1.1	2.1	1.8	2.6	2.8	2.0	3.7	1.2	2.7	2.0	4.1	17.4
5. 6 to 9 days	1.8	1.8	1.7	1.7	1.8	1.1	1.5	2.4	1.6	1.6	2.5	1.0	0.9	2.1	5.1	-
6. 10 to 19 days	1.1	1.1	1.2	1.2	1.7	2.0	1.6	0.3	1.0	1.0	1.5	0.9	1.9	0.1	0.7	-
7. 20+ days	0.7	0.6	0.8	0.5	2.7	1.2	0.5	0.6	0.7	0.8	0.4	0.4	0.9	-	1.7	-
<i>Item 21380 Subject T01</i>	<i>N 2111</i>	<i>969</i>	<i>1095</i>	<i>1477</i>	<i>208</i>	<i>392</i>	<i>570</i>	<i>773</i>	<i>375</i>	<i>1671</i>	<i>399</i>	<i>1085</i>	<i>466</i>	<i>171</i>	<i>319</i>	<i>35</i>

97

QUESTIONNAIRE FORM 1 2004	TOTAL	SEX		RACE		REGION				COLLEGE PLANS?		ILLCIT DRUG USE: LIFETIME					
		M	F	White	Black	NE	NC	S	W	Yes	No	None	Mari- juana Only	Few Pills	More Pills	Any Her- oin	
<i>N (Weighted No. of Cases):</i>	2567	1152	1206	1638	263	548	673	875	471	1834	445	1230	583	210	403	38	
<i>% of Weighted Total:</i>	100.0	44.9	47.0	63.8	10.3	21.4	26.2	34.1	18.3	71.4	17.4	47.9	22.7	8.2	15.7	1.5	
D015I: Trouble remembering things																	
1. None	61.8	63.5	59.8	61.8	73.0	63.4	64.9	58.3	62.5	61.3	63.7	66.9	63.8	56.9	46.9	35.2	
2. One day	10.5	11.2	10.1	10.1	9.2	10.5	9.9	10.2	11.9	9.4	14.1	9.7	11.2	10.0	12.5	6.0	
3. Two days	7.8	7.4	8.3	7.5	6.7	8.5	6.3	8.1	8.9	8.8	4.3	6.9	7.5	9.4	10.8	9.8	
4. 3 to 5 days	7.0	6.1	7.9	7.4	4.7	7.7	4.0	8.5	7.7	7.4	5.5	6.5	5.7	10.4	8.1	17.0	
5. 6 to 9 days	4.8	3.8	5.8	4.6	3.2	4.3	6.3	4.3	4.3	5.2	3.6	3.8	4.9	5.4	6.6	17.1	
6. 10 to 19 days	2.5	1.8	2.9	2.8	0.9	2.2	3.0	2.7	1.6	2.6	2.2	2.1	1.8	0.9	5.9	4.1	
7. 20+ days	5.6	6.0	5.4	5.8	2.2	3.3	5.7	7.9	3.1	5.4	6.5	4.2	5.1	7.0	9.2	10.9	
<i>Item 21390 Subject T01</i>	<i>N</i>	<i>2113</i>	<i>965</i>	<i>1100</i>	<i>1479</i>	<i>209</i>	<i>391</i>	<i>571</i>	<i>778</i>	<i>373</i>	<i>1666</i>	<i>404</i>	<i>1084</i>	<i>466</i>	<i>174</i>	<i>318</i>	<i>35</i>
D015J: Difficulty thinking or concentrating																	
1. None	48.8	56.0	41.8	47.4	64.3	47.6	47.1	49.9	50.6	47.3	54.7	54.0	48.8	41.0	36.0	37.0	
2. One day	13.6	12.8	14.7	13.5	10.1	12.3	15.0	11.9	16.5	14.2	11.4	12.8	15.8	15.2	12.1	12.7	
3. Two days	11.4	9.0	13.3	11.1	9.8	13.7	9.9	12.3	9.2	11.7	9.3	11.2	10.9	13.6	11.6	11.9	
4. 3 to 5 days	10.4	8.6	12.1	11.3	7.2	12.2	9.6	9.6	11.2	10.8	9.3	8.3	12.7	12.8	13.3	10.5	
5. 6 to 9 days	6.1	3.9	8.1	6.3	3.8	6.3	5.8	5.8	6.6	6.4	4.6	6.0	4.5	7.0	7.6	9.6	
6. 10 to 19 days	4.2	3.6	4.9	4.2	2.3	3.1	4.9	4.5	3.6	4.3	3.8	3.3	4.2	3.2	7.4	4.1	
7. 20+ days	5.6	6.1	5.3	6.1	2.6	4.8	7.5	6.1	2.3	5.4	6.8	4.2	3.1	7.2	11.9	14.2	
<i>Item 21400 Subject T01</i>	<i>N</i>	<i>2109</i>	<i>963</i>	<i>1100</i>	<i>1484</i>	<i>206</i>	<i>392</i>	<i>567</i>	<i>773</i>	<i>377</i>	<i>1666</i>	<i>401</i>	<i>1084</i>	<i>463</i>	<i>173</i>	<i>319</i>	<i>35</i>
D015K: Trouble learning new things																	
1. None	70.0	76.7	64.3	69.8	76.9	73.1	66.3	70.4	71.5	69.7	70.6	72.9	70.5	66.8	64.1	49.3	
2. One day	9.6	7.6	11.4	9.3	8.0	10.1	9.8	8.7	10.8	10.5	6.8	9.1	9.7	12.4	9.7	12.7	
3. Two days	7.8	6.6	8.9	8.5	4.5	8.2	7.6	7.9	7.5	7.4	9.6	6.8	7.9	8.8	9.8	10.2	
4. 3 to 5 days	5.8	3.5	7.7	5.5	6.0	3.5	6.0	6.4	6.9	5.9	5.1	5.7	5.5	4.7	6.7	10.0	
5. 6 to 9 days	2.9	2.5	3.2	2.9	1.6	1.9	4.6	2.6	2.0	2.8	3.3	2.3	2.9	4.6	4.3	3.5	
6. 10 to 19 days	1.9	1.4	2.5	2.0	1.5	0.6	3.1	2.3	0.8	2.1	1.4	1.7	2.5	1.0	1.5	8.5	
7. 20+ days	1.9	1.7	2.0	1.9	1.4	2.6	2.6	1.7	0.6	1.6	3.3	1.5	1.1	1.7	4.0	5.7	
<i>Item 21410 Subject T01</i>	<i>N</i>	<i>2102</i>	<i>966</i>	<i>1090</i>	<i>1475</i>	<i>205</i>	<i>388</i>	<i>566</i>	<i>773</i>	<i>375</i>	<i>1663</i>	<i>400</i>	<i>1076</i>	<i>462</i>	<i>175</i>	<i>317</i>	<i>34</i>
D015L: Trouble sleeping																	
1. None	44.3	53.3	35.5	42.5	57.0	43.0	43.2	47.4	41.0	43.0	47.7	49.3	42.4	33.0	35.9	34.9	
2. One day	12.1	11.2	13.4	12.8	13.3	12.6	13.6	10.8	12.0	12.1	12.7	11.4	16.0	15.9	8.0	6.4	
3. Two days	12.5	10.3	14.3	11.5	12.9	12.5	9.6	12.2	17.4	13.1	10.4	13.2	9.4	10.5	15.7	15.7	
4. 3 to 5 days	11.3	8.6	13.8	11.7	8.4	12.0	10.7	10.6	13.1	11.4	11.3	9.1	12.3	17.2	14.2	9.0	
5. 6 to 9 days	8.3	7.8	8.9	8.9	4.1	8.5	9.8	7.7	6.9	9.0	5.7	7.8	10.2	12.9	5.7	3.5	
6. 10 to 19 days	5.7	4.1	7.2	6.8	1.7	4.9	6.8	5.8	4.7	5.6	5.8	5.1	4.4	5.6	9.7	11.4	
7. 20+ days	5.8	4.7	6.8	5.8	2.6	6.5	6.2	5.5	5.0	5.8	6.5	4.1	5.3	4.9	10.9	19.1	
<i>Item 21420 Subject T01</i>	<i>N</i>	<i>2110</i>	<i>961</i>	<i>1100</i>	<i>1481</i>	<i>207</i>	<i>389</i>	<i>573</i>	<i>774</i>	<i>374</i>	<i>1667</i>	<i>401</i>	<i>1081</i>	<i>462</i>	<i>173</i>	<i>320</i>	<i>35</i>
D015M: Trouble getting started in the morning																	
1. None	35.1	42.4	27.7	31.2	53.2	32.0	32.0	36.4	40.0	33.1	41.8	39.2	35.3	21.9	27.6	31.4	
2. One day	8.8	7.9	9.9	8.1	11.1	7.0	8.4	9.1	10.9	8.5	10.0	8.4	9.3	12.3	8.0	5.0	
3. Two days	11.1	8.4	13.4	11.5	12.7	13.1	12.4	9.4	10.7	11.3	10.5	10.8	11.9	13.2	9.8	8.3	
4. 3 to 5 days	11.7	11.5	12.0	12.0	8.0	13.5	9.4	12.4	11.7	12.2	10.2	12.5	12.3	9.6	9.4	12.6	
5. 6 to 9 days	7.1	5.7	8.5	7.9	3.6	5.6	8.3	8.0	4.8	7.6	5.2	6.3	8.5	7.4	7.6	10.8	
6. 10 to 19 days	8.8	7.1	10.1	10.1	3.1	8.8	9.8	8.0	8.7	9.2	6.7	7.6	6.5	13.2	14.4	6.4	
7. 20+ days	17.5	16.9	18.3	19.2	8.4	19.9	19.6	16.7	13.2	18.1	15.5	15.1	16.1	22.3	23.2	25.5	
<i>Item 21430 Subject T01</i>	<i>N</i>	<i>2109</i>	<i>966</i>	<i>1095</i>	<i>1481</i>	<i>206</i>	<i>388</i>	<i>572</i>	<i>775</i>	<i>374</i>	<i>1665</i>	<i>404</i>	<i>1080</i>	<i>462</i>	<i>175</i>	<i>320</i>	<i>35</i>
D015N: Stayed home most or all of a day because you were not feeling well																	
1. None	60.5	69.7	52.3	58.0	64.6	59.3	56.3	62.4	64.5	60.2	61.9	66.7	58.4	55.5	48.7	36.8	
2. One day	18.2	15.7	20.5	19.3	16.9	21.0	20.2	17.1	14.3	18.9	16.4	16.1	22.2	21.3	16.9	22.5	
3. Two days	10.3	8.6	11.8	11.3	9.9	9.8	11.9	9.6	10.0	10.3	9.3	8.3	9.7	13.5	16.0	10.5	
4. 3 to 5 days	7.2	3.7	10.4	7.5	6.2	6.0	7.2	8.1	6.2	7.3	6.5	6.7	7.4	5.6	7.8	24.6	
5. 6 to 9 days	2.6	1.4	3.4	3.0	1.6	2.2	3.0	2.0	3.6	2.0	4.6	1.3	1.5	3.1	8.3	3.5	
6. 10 to 19 days	0.5	0.2	0.8	0.4	-	0.6	0.7	0.2	0.6	0.6	-	0.6	0.2	-	0.9	-	
7. 20+ days	0.7	0.7	0.8	0.6	0.8	1.1	0.8	0.5	0.9	0.6	1.3	0.3	0.7	1.1	1.3	2.3	
<i>Item 21440 Subject T01</i>	<i>N</i>	<i>2110</i>	<i>965</i>	<i>1098</i>	<i>1485</i>	<i>206</i>	<i>390</i>	<i>573</i>	<i>775</i>	<i>372</i>	<i>1667</i>	<i>401</i>	<i>1082</i>	<i>465</i>	<i>174</i>	<i>316</i>	<i>35</i>
D016: In the LAST 12 MONTHS, how many times (if any) have you seen a doctor or other professional for each of the following?																	

MONITORING THE FUTURE

QUESTIONNAIRE FORM 1 2004	TOTAL	SEX		RACE		REGION				COLLEGE PLANS?		ILLICIT DRUG USE: LIFETIME					
		M	F	White	Black	NE	NC	S	W	Yes	No	None	Mari- juana Only	Few Pills	More Pills	Any Her- oin	
<i>N (Weighted No. of Cases):</i>	2567	1152	1206	1638	263	548	673	875	471	1834	445	1230	583	210	403	38	
<i>% of Weighted Total:</i>	100.0	44.9	47.0	63.8	10.3	21.4	26.2	34.1	18.3	71.4	17.4	47.9	22.7	8.2	15.7	1.5	
D016A: For a routine physical check-up																	
1. None	40.2	41.4	38.8	39.9	33.3	24.3	44.5	42.7	45.6	37.3	52.8	42.0	37.1	41.7	38.6	30.8	
2. Once	38.8	38.4	39.7	42.4	28.3	52.0	35.8	34.4	38.3	41.4	29.7	38.0	43.0	37.9	37.0	39.0	
3. Twice	14.4	16.1	13.0	13.2	23.8	14.8	13.7	15.6	12.4	15.6	9.0	14.4	12.6	16.6	15.1	12.3	
4. 3 to 5 times	5.3	3.5	6.8	3.7	9.6	8.0	4.2	5.6	3.2	4.8	6.4	4.6	5.9	3.3	7.3	11.5	
5. 6 to 9 times	0.6	0.1	1.0	0.4	2.1	0.5	1.3	0.4	-	0.5	0.7	0.5	0.8	0.5	1.0	-	
6. 10+ times	0.7	0.5	0.8	0.4	2.8	0.4	0.3	1.2	0.6	0.4	1.4	0.5	0.6	-	1.1	6.3	
<i>Item 21450 Subject T04</i>	<i>N</i>	<i>2171</i>	<i>1005</i>	<i>1104</i>	<i>1509</i>	<i>213</i>	<i>413</i>	<i>580</i>	<i>796</i>	<i>382</i>	<i>1694</i>	<i>408</i>	<i>1105</i>	<i>481</i>	<i>178</i>	<i>327</i>	<i>36</i>
D016B: For an injury suffered in a fight, assault, or auto accident																	
1. None	90.3	89.4	91.7	91.4	86.0	88.3	92.6	89.6	90.7	91.2	88.7	94.5	89.4	90.9	83.9	61.7	
2. Once	5.3	4.9	5.4	4.9	7.3	6.9	4.0	5.5	5.1	5.3	5.2	3.7	6.3	3.1	7.4	18.7	
3. Twice	2.8	3.5	2.0	2.6	2.7	2.9	2.6	3.5	1.7	2.1	4.7	1.0	2.5	5.6	6.1	11.3	
4. 3 to 5 times	0.7	1.1	0.4	0.6	1.5	1.1	0.2	0.7	1.0	0.6	0.9	0.3	0.9	0.4	1.2	4.1	
5. 6 to 9 times	0.3	0.5	0.2	0.2	1.7	0.6	0.2	0.2	0.6	0.3	0.1	0.2	0.4	-	0.7	-	
6. 10+ times	0.5	0.5	0.4	0.3	0.8	0.2	0.4	0.5	0.9	0.4	0.4	0.2	0.6	-	0.5	4.2	
<i>Item 21460 Subject T04</i>	<i>N</i>	<i>2160</i>	<i>995</i>	<i>1103</i>	<i>1503</i>	<i>208</i>	<i>409</i>	<i>581</i>	<i>793</i>	<i>376</i>	<i>1689</i>	<i>406</i>	<i>1097</i>	<i>476</i>	<i>177</i>	<i>328</i>	<i>36</i>
D016C: For any other accidental injury																	
1. None	81.0	78.0	84.1	79.8	88.5	80.9	81.3	81.8	78.9	80.9	83.3	84.4	79.8	72.9	78.1	73.3	
2. Once	10.2	11.3	9.0	11.3	5.4	10.8	10.0	9.4	11.4	10.4	8.1	8.6	11.3	16.5	9.9	16.7	
3. Twice	4.7	5.1	4.0	4.7	3.1	4.3	4.6	5.2	4.1	4.6	4.8	3.6	4.7	5.5	5.7	6.8	
4. 3 to 5 times	2.6	3.2	2.0	2.6	2.3	3.1	3.2	1.7	2.9	2.6	2.7	2.0	2.5	4.0	4.0	3.3	
5. 6 to 9 times	0.7	1.2	0.3	0.7	0.5	0.3	0.5	1.0	0.9	0.7	0.4	0.6	1.0	-	1.4	-	
6. 10+ times	0.9	1.1	0.6	1.0	0.4	0.6	0.4	0.9	1.8	0.9	0.6	0.8	0.7	1.1	0.9	-	
<i>Item 21470 Subject T04</i>	<i>N</i>	<i>2154</i>	<i>990</i>	<i>1102</i>	<i>1498</i>	<i>208</i>	<i>410</i>	<i>581</i>	<i>788</i>	<i>374</i>	<i>1687</i>	<i>402</i>	<i>1095</i>	<i>478</i>	<i>175</i>	<i>325</i>	<i>34</i>
D016D: For some physical illness or symptom																	
1. None	54.1	63.5	44.7	51.6	64.3	52.8	53.2	53.7	57.6	52.1	60.4	56.2	59.7	51.6	41.2	42.7	
2. Once	21.8	18.4	25.2	22.2	16.0	23.6	20.2	22.6	20.9	22.3	20.8	22.0	19.9	21.1	23.3	31.9	
3. Twice	12.1	10.9	13.6	13.2	11.2	12.6	12.8	11.7	11.5	13.7	6.7	12.3	9.4	13.1	16.1	6.7	
4. 3 to 5 times	8.3	5.6	10.9	9.1	6.1	7.5	9.3	9.2	5.5	8.3	9.0	7.7	6.4	8.4	14.3	7.4	
5. 6 to 9 times	2.1	0.9	3.3	2.4	1.1	2.4	2.0	1.8	2.7	2.4	0.5	1.2	2.8	3.2	2.7	7.3	
6. 10+ times	1.5	0.7	2.2	1.6	1.4	1.0	2.5	0.9	1.7	1.2	2.6	0.6	1.8	2.6	2.5	4.1	
<i>Item 21480 Subject T04</i>	<i>N</i>	<i>2155</i>	<i>991</i>	<i>1104</i>	<i>1499</i>	<i>207</i>	<i>412</i>	<i>577</i>	<i>789</i>	<i>378</i>	<i>1687</i>	<i>407</i>	<i>1094</i>	<i>478</i>	<i>177</i>	<i>324</i>	<i>36</i>
D016E: For some emotional or psychological problem or symptom																	
1. None	90.1	92.2	88.7	89.7	94.4	88.9	90.2	90.9	89.4	91.6	85.9	93.5	90.5	89.1	83.5	64.8	
2. Once	4.1	3.0	4.7	4.7	1.3	4.8	3.1	4.6	4.0	3.7	4.9	3.2	3.6	6.4	5.5	9.7	
3. Twice	2.3	2.1	2.5	1.9	2.4	2.9	2.8	1.9	2.0	2.1	3.1	1.2	2.8	0.4	5.2	6.6	
4. 3 to 5 times	1.4	1.3	1.7	1.5	0.4	1.5	2.3	0.5	2.0	1.2	2.7	0.8	2.2	1.7	2.1	3.1	
5. 6 to 9 times	0.8	0.4	1.1	0.9	0.8	1.0	1.0	0.7	0.4	0.6	1.2	0.4	0.5	0.8	1.3	7.7	
6. 10+ times	1.2	1.0	1.4	1.2	0.7	1.0	0.7	1.3	2.3	0.9	2.2	0.8	0.4	1.7	2.4	8.2	
<i>Item 21490 Subject T04</i>	<i>N</i>	<i>2148</i>	<i>987</i>	<i>1101</i>	<i>1493</i>	<i>205</i>	<i>405</i>	<i>581</i>	<i>789</i>	<i>373</i>	<i>1682</i>	<i>405</i>	<i>1090</i>	<i>473</i>	<i>178</i>	<i>326</i>	<i>36</i>
D017: In the LAST 12 MONTHS, how many times (if any) have you spent one or more nights in the hospital . . .																	
D017A: . . . because of an injury																	
1. None	94.3	93.5	95.5	95.1	91.7	91.7	94.7	95.2	94.3	95.5	91.3	97.8	90.7	95.2	91.0	79.6	
2. Once	3.9	4.3	3.4	3.7	5.7	5.1	4.0	3.1	4.0	3.3	6.0	1.7	7.1	3.9	4.9	5.5	
3. Twice	1.0	1.4	0.6	0.8	0.8	2.0	0.7	0.8	1.1	0.8	1.5	0.2	1.6	0.9	2.0	3.4	
4. 3 to 5 times	0.4	0.4	0.3	0.2	0.7	0.6	0.1	0.5	0.2	0.3	0.3	0.2	0.5	-	0.6	3.1	
5. 6 to 9 times	0.2	0.1	0.2	0.3	-	0.3	0.4	0.1	-	0.2	0.1	0.1	-	-	1.0	2.1	
6. 10+ times	0.3	0.3	0.1	0.1	1.1	0.2	0.1	0.3	0.5	*	0.8	0.1	0.2	-	0.5	6.3	
<i>Item 21500 Subject T04</i>	<i>N</i>	<i>2144</i>	<i>985</i>	<i>1096</i>	<i>1493</i>	<i>209</i>	<i>404</i>	<i>582</i>	<i>784</i>	<i>375</i>	<i>1679</i>	<i>404</i>	<i>1090</i>	<i>476</i>	<i>175</i>	<i>323</i>	<i>36</i>

*less than .05 percent.

DESCRIPTIVE RESULTS: 2004

99

QUESTIONNAIRE FORM 1 2004	TOTAL	SEX		RACE		REGION				COLLEGE PLANS?		ILLICIT DRUG USE: LIFETIME				
		M	F	White	Black	NE	NC	S	W	Yes	No	None	Mari- juana Only	Few Pills	More Pills	Any Her- oin
<i>N (Weighted No. of Cases):</i>	2567	1152	1206	1638	263	548	673	875	471	1834	445	1230	583	210	403	38
<i>% of Weighted Total:</i>	100.0	44.9	47.0	63.8	10.3	21.4	26.2	34.1	18.3	71.4	17.4	47.9	22.7	8.2	15.7	1.5
D017B: . . . because of some physical illness																
1. None	93.1	95.1	92.0	94.2	90.3	93.8	93.1	93.0	92.5	93.8	92.0	94.4	92.8	95.3	91.5	81.6
2. Once	4.4	3.2	5.1	3.9	6.5	4.6	4.1	4.4	4.4	4.2	4.5	4.1	4.3	3.5	4.3	3.5
3. Twice	1.2	0.7	1.4	0.8	1.6	0.4	1.3	1.5	1.1	1.0	1.9	1.0	1.8	0.7	0.6	3.4
4. 3 to 5 times	0.6	0.4	0.8	0.6	0.3	0.8	0.4	0.8	0.4	0.5	0.9	0.2	0.6	0.5	1.7	5.2
5. 6 to 9 times	0.4	0.4	0.4	0.3	0.3	0.4	0.5	0.2	1.0	0.3	0.3	0.2	0.5	-	1.2	-
6. 10+ times	0.3	0.2	0.2	0.2	1.1	-	0.6	0.1	0.5	0.2	0.6	0.1	-	-	0.8	6.3
<i>Item 21510 Subject T04</i>	<i>N</i> 2130	979	1092	1488	204	398	576	783	374	1675	400	1085	470	174	320	36
D018: Overall, relative to other people your age, do you think your physical health over the past year has been . . .																
1. Much poorer than average	6.0	4.3	6.6	5.2	7.7	6.1	5.5	6.7	5.4	4.5	11.7	4.8	5.5	4.3	10.8	10.1
2. Somewhat poorer than average	12.5	8.2	16.8	12.2	11.2	11.7	13.0	12.6	12.7	12.9	11.6	10.9	13.3	14.6	14.1	20.3
3. About average	45.1	40.2	49.7	46.2	39.5	44.7	48.2	42.4	46.3	43.7	49.3	44.2	45.4	47.9	47.8	40.8
4. Somewhat better than average	20.7	25.8	16.1	21.8	19.4	21.8	18.3	21.2	22.2	22.6	13.8	21.3	23.7	18.8	16.2	18.9
5. Much better than average	15.6	21.4	10.8	14.6	22.3	15.7	15.0	17.2	13.4	16.4	13.7	18.7	12.1	14.3	11.1	9.9
<i>Item 21520 Subject T01</i>	<i>N</i> 2157	991	1103	1506	206	411	587	781	378	1691	405	1092	478	182	327	35
D019: What is your current height (in feet and inches) without shoes?																
01. 4'5" or less	0.9	0.7	0.7	0.5	2.2	0.8	0.8	1.1	0.4	0.3	1.8	0.6	0.8	0.4	0.9	-
02. 4'6"	0.1	-	0.2	0.1	0.2	0.4	0.1	-	0.1	0.1	-	0.1	0.1	-	0.2	-
03. 4'7"	0.1	0.1	0.1	-	0.3	-	0.1	-	0.3	0.1	-	0.1	-	-	-	-
04. 4'8"	0.1	-	0.2	0.1	-	-	-	0.3	-	0.1	-	-	0.3	-	0.2	-
05. 4'9"	0.2	-	0.4	0.1	0.5	-	-	0.5	-	0.2	0.3	0.2	0.2	-	-	-
06. 4'10"	0.4	-	0.8	0.3	0.9	0.8	-	0.5	0.4	0.5	0.2	0.6	-	0.5	0.5	-
07. 4'11"	1.3	-	2.5	1.1	2.8	2.0	0.7	1.5	1.1	1.4	1.2	0.9	2.3	0.4	2.0	-
08. 5'0"	2.0	*	3.6	1.0	3.0	2.6	1.2	2.3	1.9	2.0	1.9	2.4	2.2	1.2	0.7	2.2
09. 5'1"	3.7	-	7.1	3.3	2.3	4.3	3.9	2.9	4.2	4.1	1.8	3.5	4.1	3.1	4.8	-
10. 5'2"	5.1	-	10.0	4.1	5.4	4.0	4.0	5.7	7.0	5.2	5.8	6.1	3.7	4.1	3.9	2.3
11. 5'3"	5.7	0.6	10.3	5.3	5.9	7.3	5.3	5.4	4.9	5.7	5.7	5.5	6.0	3.8	6.2	6.6
12. 5'4"	8.5	1.5	15.0	8.1	13.7	9.4	9.6	8.3	6.1	9.1	6.0	9.5	6.4	9.8	7.4	6.7
13. 5'5"	6.5	1.5	11.3	6.9	5.1	4.4	6.8	6.7	8.0	6.8	5.6	6.3	6.1	8.4	7.4	1.5
14. 5'6"	7.8	4.7	10.9	7.8	5.6	6.8	7.6	8.4	8.1	7.8	8.1	8.1	6.7	9.8	8.1	7.5
15. 5'7"	8.0	6.6	9.6	8.0	8.0	8.8	7.1	7.4	9.5	8.1	7.7	8.2	7.6	6.4	9.0	8.8
16. 5'8"	7.6	8.9	6.4	7.9	9.1	6.4	9.7	6.0	8.9	8.5	5.2	7.6	8.5	8.6	6.5	3.6
17. 5'9"	6.9	9.4	4.6	7.7	5.2	7.7	7.5	6.3	6.3	6.6	7.0	6.6	8.5	6.3	7.3	-
18. 5'10"	7.6	13.3	2.6	8.4	4.3	5.6	8.7	8.3	6.5	7.5	8.0	7.2	7.6	7.9	8.8	6.1
19. 5'11"	9.0	16.1	2.3	9.6	6.7	10.1	8.9	8.6	8.8	9.0	9.6	8.7	9.3	10.0	9.0	12.8
20. 6'0"	6.2	11.9	0.8	6.8	4.0	6.6	7.6	5.4	5.1	5.6	7.4	5.6	7.3	7.3	5.7	12.6
21. 6'1"	3.1	6.3	0.3	3.6	3.1	2.8	3.0	3.9	2.2	2.9	4.2	3.3	3.1	2.0	3.7	2.0
22. 6'2"	4.1	8.8	-	4.1	6.2	3.7	3.1	4.2	6.1	3.8	5.6	4.0	3.7	4.5	4.6	10.5
23. 6'3"	2.3	4.7	-	2.2	3.0	2.7	2.0	2.4	2.1	2.3	2.6	2.5	2.5	2.7	1.0	4.1
24. 6'4"	1.2	2.4	-	1.5	1.0	1.6	1.0	1.1	1.1	1.2	1.2	1.0	1.5	1.7	0.3	9.4
25. 6'5"	0.4	0.7	-	0.5	-	0.2	0.2	0.6	0.7	0.3	0.9	0.3	0.4	1.1	0.3	-
26. 6'6"	0.2	0.5	-	0.2	0.4	-	0.4	0.3	-	0.2	0.4	0.2	0.5	-	-	-
27. 6'7" or more	1.1	1.2	0.3	0.9	1.0	1.0	0.7	2.1	0.1	0.8	1.9	0.8	0.4	-	1.6	3.4
<i>Item 22155 Subject T03</i>	<i>N</i> 2195	1012	1116	1519	219	420	594	796	385	1709	413	1105	487	183	332	36

*=less than .05 percent.

MONITORING THE FUTURE

QUESTIONNAIRE FORM 1 2004	TOTAL	SEX		RACE		REGION				COLLEGE PLANS?		ILLICIT DRUG USE: LIFETIME					
		M	F	White	Black	NE	NC	S	W	Yes	No	None	Mari- juana Only	Few Pills	More Pills	Any Her- oin	
<i>N (Weighted No. of Cases):</i>	2567	1152	1206	1638	263	548	673	875	471	1834	445	1230	583	210	403	38	
<i>% of Weighted Total:</i>	100.0	44.9	47.0	63.8	10.3	21.4	26.2	34.1	18.3	71.4	17.4	47.9	22.7	8.2	15.7	1.5	
D020: What is your current weight (in pounds) without shoes or clothing?																	
01. 80 lbs. or less	0.5	0.7	0.1	0.2	1.2	0.6	0.3	0.7	0.3	0.1	1.4	0.5	0.3	0.4	0.2	-	
02. 81-85	-	-	-	-	-	-	-	-	-	-	-	-	-	-	-	-	
03. 86-90	*	-	0.1	-	0.3	-	0.1	-	0.1	0.1	-	*	0.1	-	-	-	
04. 91-95	0.3	-	0.5	0.2	-	-	0.2	0.2	0.8	0.2	0.1	0.4	0.1	-	0.4	-	
05. 96-100	1.1	-	2.2	0.8	0.5	1.1	1.0	1.2	1.0	1.2	0.9	1.6	1.2	0.2	0.2	-	
06. 101-105	2.9	0.1	5.6	2.6	-	3.4	2.6	3.1	2.2	3.1	1.8	3.0	3.4	1.1	2.3	-	
07. 106-110	3.2	0.4	6.0	3.2	2.7	4.9	1.9	3.6	2.8	3.2	3.5	3.8	2.7	2.3	2.2	-	
08. 111-115	4.1	0.6	7.5	4.0	4.7	5.3	4.2	3.3	4.3	4.2	4.0	3.8	3.3	4.4	5.9	-	
09. 116-120	5.2	1.2	9.0	4.9	4.5	4.4	4.8	5.9	5.0	5.8	3.2	4.8	5.1	7.1	5.8	4.0	
10. 121-125	7.2	2.9	11.5	7.3	4.9	6.3	7.5	6.0	10.1	7.5	6.2	6.3	7.1	12.5	7.5	8.2	
11. 126-130	5.4	1.7	9.0	5.4	6.5	4.3	5.3	6.0	5.4	5.2	6.2	5.4	6.5	2.0	6.0	-	
12. 131-135	7.0	5.2	8.6	7.6	4.3	8.1	7.7	5.4	8.1	7.7	3.9	8.4	5.6	4.4	6.4	3.1	
13. 136-140	7.1	6.3	7.7	7.4	5.2	9.3	6.9	5.1	9.0	7.2	6.4	7.1	8.2	7.2	5.5	2.6	
14. 141-150	12.1	12.6	11.8	12.2	14.0	11.5	14.6	10.4	12.3	13.1	9.6	12.3	11.4	10.0	14.8	9.2	
15. 151-160	9.7	13.2	6.3	10.6	5.8	9.6	9.4	10.6	8.5	9.2	11.4	10.2	7.6	8.3	12.6	13.2	
16. 161-170	6.8	10.9	3.1	6.9	7.0	5.8	6.3	8.0	6.1	7.0	6.3	7.2	6.0	6.7	5.9	14.6	
17. 171-180	6.9	10.6	3.5	7.1	7.7	7.5	6.4	7.8	4.9	6.1	9.2	6.3	8.2	11.7	5.2	2.1	
18. 181-190	4.5	7.4	2.0	4.6	5.1	4.6	5.6	4.4	2.9	4.2	5.5	4.4	4.7	3.6	4.8	6.1	
19. 191-200	3.5	5.5	1.5	3.2	4.8	3.1	4.4	2.5	4.4	3.4	3.3	2.1	5.7	6.7	2.2	16.2	
20. 201-210	3.2	5.2	1.2	2.9	5.8	2.1	2.8	3.6	3.9	2.9	4.5	3.4	1.9	4.6	2.5	6.3	
21. 211-220	1.8	3.2	0.6	1.6	2.8	0.7	1.7	2.3	2.1	1.7	2.3	2.1	1.3	1.5	1.5	4.3	
22. 221-230	1.4	2.3	0.6	1.5	1.4	1.8	0.9	1.9	0.5	1.5	1.2	1.3	1.4	-	2.1	3.1	
23. 231-240	1.3	1.9	0.4	1.0	1.6	1.0	1.1	1.4	1.7	0.9	2.7	1.1	1.5	1.7	1.5	2.6	
24. 241-250	1.5	2.8	0.3	1.4	4.1	1.6	0.9	1.7	1.7	1.6	1.3	1.6	3.0	-	0.1	-	
25. 251-260	0.7	0.8	0.6	0.8	0.5	0.4	0.8	1.1	0.3	0.8	-	0.7	1.0	0.8	0.5	2.0	
26. 261 lbs. or more	2.7	4.5	0.5	2.7	4.4	2.6	2.7	3.3	1.6	2.1	5.1	2.3	2.6	2.6	3.9	2.2	
<i>Item 22165 Subject T03</i>	<i>N</i>	<i>2175</i>	<i>1009</i>	<i>1100</i>	<i>1509</i>	<i>216</i>	<i>409</i>	<i>592</i>	<i>791</i>	<i>384</i>	<i>1700</i>	<i>407</i>	<i>1097</i>	<i>478</i>	<i>182</i>	<i>332</i>	<i>36</i>
D021: Individuals differ in whether or not they disapprove of people doing certain things. Do YOU disapprove of people (who are 18 or older) doing each of the following?																	
D021A: Smoking one or more packs of cigarettes per day																	
1. Don't disapprove	32.8	38.8	26.2	33.7	31.4	34.9	30.7	35.1	29.2	28.1	50.1	21.4	39.6	36.9	51.6	74.7	
2. Disapprove	33.9	32.7	35.8	35.5	31.3	32.9	37.1	33.5	30.9	35.4	28.2	35.3	33.8	35.9	31.3	18.1	
3. Strongly disapprove	33.3	28.6	38.0	30.8	37.3	32.2	32.1	31.5	40.0	36.6	21.7	43.3	26.6	27.2	17.1	7.3	
<i>Item 8560 Subject A11a</i>	<i>N</i>	<i>2149</i>	<i>991</i>	<i>1097</i>	<i>1503</i>	<i>208</i>	<i>407</i>	<i>581</i>	<i>782</i>	<i>379</i>	<i>1681</i>	<i>406</i>	<i>1086</i>	<i>480</i>	<i>182</i>	<i>323</i>	<i>36</i>
D021B: Trying marijuana once or twice																	
1. Don't disapprove	47.5	53.2	41.9	48.4	46.3	55.8	45.8	43.6	49.1	45.7	53.6	25.0	68.2	68.5	76.4	82.4	
2. Disapprove	25.3	24.9	25.8	25.6	26.6	25.6	26.7	25.5	22.5	26.4	19.9	32.8	17.9	24.8	11.7	17.6	
3. Strongly disapprove	27.2	21.8	32.3	26.0	27.1	18.6	27.4	30.9	28.3	27.8	26.5	42.2	13.9	6.6	11.8	-	
<i>Item 8570 Subject A11a</i>	<i>N</i>	<i>2141</i>	<i>992</i>	<i>1089</i>	<i>1494</i>	<i>210</i>	<i>403</i>	<i>581</i>	<i>784</i>	<i>374</i>	<i>1673</i>	<i>409</i>	<i>1080</i>	<i>482</i>	<i>180</i>	<i>322</i>	<i>36</i>
D021C: Smoking marijuana occasionally																	
1. Don't disapprove	37.0	44.2	29.7	37.4	39.5	42.0	34.5	36.7	36.4	34.2	47.2	16.1	53.3	49.9	70.6	76.6	
2. Disapprove	28.5	26.4	30.9	28.5	29.3	31.7	29.1	27.3	26.4	29.6	23.5	32.0	27.8	32.5	15.6	23.4	
3. Strongly disapprove	34.5	29.3	39.4	34.1	31.2	26.3	36.4	36.1	37.2	36.2	29.3	51.9	18.9	17.6	13.8	-	
<i>Item 8580 Subject A11a</i>	<i>N</i>	<i>2139</i>	<i>989</i>	<i>1091</i>	<i>1493</i>	<i>210</i>	<i>404</i>	<i>579</i>	<i>782</i>	<i>375</i>	<i>1673</i>	<i>405</i>	<i>1077</i>	<i>482</i>	<i>180</i>	<i>323</i>	<i>36</i>
D021D: Smoking marijuana regularly																	
1. Don't disapprove	26.0	33.6	17.7	24.3	31.8	26.4	25.0	27.1	24.8	22.0	39.6	11.4	33.5	30.7	54.8	68.5	
2. Disapprove	27.5	27.0	28.5	29.4	26.1	31.9	23.8	28.1	27.0	28.1	24.6	23.2	35.0	36.2	25.7	20.1	
3. Strongly disapprove	46.5	39.4	53.8	46.3	42.1	41.7	51.1	44.8	48.3	49.8	35.7	65.4	31.5	33.0	19.6	11.4	
<i>Item 8590 Subject A11a</i>	<i>N</i>	<i>2123</i>	<i>981</i>	<i>1082</i>	<i>1483</i>	<i>205</i>	<i>400</i>	<i>576</i>	<i>774</i>	<i>373</i>	<i>1663</i>	<i>401</i>	<i>1067</i>	<i>478</i>	<i>182</i>	<i>318</i>	<i>36</i>
D021E: Trying cocaine in powder form once or twice																	
1. Don't disapprove	16.1	20.0	11.7	14.2	18.3	18.2	14.2	15.5	18.0	13.8	23.2	9.8	13.6	15.5	36.2	52.8	
2. Disapprove	24.7	26.4	23.2	26.1	23.1	24.7	23.7	25.9	23.8	24.5	25.7	22.6	25.5	31.3	24.9	37.3	
3. Strongly disapprove	59.2	53.5	65.0	59.7	58.7	57.0	62.0	58.6	58.2	61.7	51.2	67.6	60.9	53.2	38.9	9.9	
<i>Item 23630 Subject A11a</i>	<i>N</i>	<i>2120</i>	<i>989</i>	<i>1075</i>	<i>1480</i>	<i>207</i>	<i>400</i>	<i>570</i>	<i>779</i>	<i>371</i>	<i>1662</i>	<i>401</i>	<i>1074</i>	<i>473</i>	<i>178</i>	<i>317</i>	<i>34</i>

DESCRIPTIVE RESULTS: 2004

101

QUESTIONNAIRE FORM 1 2004	TOTAL	SEX		RACE		REGION				COLLEGE PLANS?		ILLICIT DRUG USE: LIFETIME				
		M	F	White	Black	NE	NC	S	W	Yes	No	None	Mari- juana Only	Few Pills	More Pills	Any Her- oin
<i>N (Weighted No. of Cases):</i>	2567	1152	1206	1638	263	548	673	875	471	1834	445	1230	583	210	403	38
<i>% of Weighted Total:</i>	100.0	44.9	47.0	63.8	10.3	21.4	26.2	34.1	18.3	71.4	17.4	47.9	22.7	8.2	15.7	1.5
D021F: Taking cocaine powder occasionally																
1. Don't disapprove	11.9	14.8	8.2	9.8	16.0	11.8	10.9	12.8	11.7	9.6	19.1	7.9	8.2	10.1	26.4	47.5
2. Disapprove	21.7	24.6	19.3	22.4	22.3	21.1	20.6	21.9	23.6	20.4	26.5	18.0	21.8	28.5	26.6	45.2
3. Strongly disapprove	66.4	60.6	72.5	67.8	61.7	67.1	68.6	65.3	64.7	70.0	54.4	74.1	69.9	61.4	47.0	7.3
<i>Item 23640 Subject A11a</i>	<i>N 2128</i>	<i>986</i>	<i>1083</i>	<i>1490</i>	<i>206</i>	<i>404</i>	<i>574</i>	<i>778</i>	<i>372</i>	<i>1668</i>	<i>404</i>	<i>1077</i>	<i>474</i>	<i>181</i>	<i>318</i>	<i>36</i>
D021G: Taking cocaine powder regularly																
1. Don't disapprove	10.2	13.4	6.0	8.4	17.4	9.9	9.8	11.8	7.9	7.9	17.4	7.8	8.2	7.3	18.0	37.3
2. Disapprove	18.5	20.4	16.7	18.0	18.1	18.2	16.5	18.7	21.6	16.2	26.8	14.8	17.2	26.4	24.7	48.8
3. Strongly disapprove	71.2	66.2	77.3	73.6	64.5	71.8	73.7	69.5	70.5	75.9	55.8	77.5	74.6	66.2	57.3	13.9
<i>Item 23650 Subject A11a</i>	<i>N 2118</i>	<i>983</i>	<i>1075</i>	<i>1478</i>	<i>208</i>	<i>395</i>	<i>570</i>	<i>780</i>	<i>373</i>	<i>1656</i>	<i>405</i>	<i>1068</i>	<i>474</i>	<i>181</i>	<i>317</i>	<i>34</i>
D021H: Trying "crack" cocaine once or twice																
1. Don't disapprove	12.8	16.2	8.5	11.0	15.9	13.2	10.3	13.1	15.4	10.4	20.6	9.1	10.8	11.5	24.9	32.4
2. Disapprove	22.2	23.6	21.1	22.7	20.8	23.5	22.9	21.2	21.9	21.6	23.7	20.6	20.6	31.7	22.1	41.0
3. Strongly disapprove	65.0	60.2	70.4	66.3	63.3	63.3	66.8	65.6	62.7	68.0	55.7	70.3	68.6	56.8	53.1	26.7
<i>Item 23660 Subject A11a</i>	<i>N 2102</i>	<i>976</i>	<i>1066</i>	<i>1469</i>	<i>205</i>	<i>394</i>	<i>565</i>	<i>773</i>	<i>369</i>	<i>1645</i>	<i>402</i>	<i>1064</i>	<i>470</i>	<i>175</i>	<i>315</i>	<i>36</i>
D021I: Taking "crack" cocaine occasionally																
1. Don't disapprove	10.7	13.4	6.7	8.8	15.3	10.0	10.1	11.3	10.9	8.1	17.9	7.9	8.1	9.3	20.1	32.3
2. Disapprove	19.7	22.5	17.3	19.6	19.4	19.1	17.2	20.3	22.7	18.5	24.1	17.0	19.9	24.2	22.9	35.9
3. Strongly disapprove	69.7	64.1	76.0	71.6	65.3	70.9	72.7	68.4	66.4	73.4	58.0	75.1	72.0	66.5	57.0	31.8
<i>Item 23670 Subject A11a</i>	<i>N 2106</i>	<i>977</i>	<i>1071</i>	<i>1473</i>	<i>207</i>	<i>394</i>	<i>569</i>	<i>772</i>	<i>371</i>	<i>1651</i>	<i>400</i>	<i>1071</i>	<i>464</i>	<i>179</i>	<i>315</i>	<i>34</i>
D021J: Taking "crack" cocaine regularly																
1. Don't disapprove	9.5	12.7	5.7	8.2	16.2	9.3	9.4	10.6	7.9	7.6	16.2	7.4	7.8	7.0	17.2	28.9
2. Disapprove	17.3	19.2	15.3	16.9	16.3	17.1	14.1	18.5	20.1	14.9	25.1	14.2	16.0	25.0	21.2	35.7
3. Strongly disapprove	73.2	68.1	79.0	74.9	67.6	73.6	76.5	71.0	72.0	77.5	58.7	78.4	76.2	68.0	61.7	35.5
<i>Item 23680 Subject A11a</i>	<i>N 2105</i>	<i>973</i>	<i>1075</i>	<i>1476</i>	<i>203</i>	<i>394</i>	<i>567</i>	<i>772</i>	<i>372</i>	<i>1652</i>	<i>401</i>	<i>1070</i>	<i>466</i>	<i>179</i>	<i>312</i>	<i>36</i>
D021K: Trying one or two drinks of an alcoholic beverage (beer, wine, liquor)																
1. Don't disapprove	74.1	75.4	73.3	78.0	60.1	78.0	76.5	71.7	71.4	74.4	73.6	66.1	78.0	86.2	88.6	88.1
2. Disapprove	13.9	12.9	15.1	12.0	22.0	13.6	13.4	14.4	14.1	13.5	15.1	17.0	11.5	11.0	8.1	9.8
3. Strongly disapprove	11.9	11.7	11.6	10.0	17.9	8.4	10.1	13.9	14.5	12.1	11.4	16.9	10.6	2.8	3.3	2.1
<i>Item 8710 Subject A11a</i>	<i>N 2118</i>	<i>979</i>	<i>1081</i>	<i>1486</i>	<i>203</i>	<i>399</i>	<i>573</i>	<i>772</i>	<i>374</i>	<i>1658</i>	<i>405</i>	<i>1074</i>	<i>474</i>	<i>177</i>	<i>314</i>	<i>36</i>
D021L: Taking one or two drinks nearly every day																
1. Don't disapprove	38.0	48.0	28.3	39.6	34.7	38.1	40.9	38.2	33.1	35.6	47.4	28.7	43.9	43.3	54.4	64.2
2. Disapprove	37.9	31.9	44.4	39.0	34.4	40.6	35.3	38.4	38.2	39.5	31.4	39.6	35.5	43.5	33.1	35.8
3. Strongly disapprove	24.1	20.1	27.3	21.4	30.8	21.3	23.8	23.4	28.7	24.9	21.1	31.7	20.6	13.2	12.5	-
<i>Item 8720 Subject A11a</i>	<i>N 2120</i>	<i>983</i>	<i>1079</i>	<i>1479</i>	<i>209</i>	<i>401</i>	<i>568</i>	<i>777</i>	<i>374</i>	<i>1662</i>	<i>402</i>	<i>1072</i>	<i>479</i>	<i>175</i>	<i>316</i>	<i>35</i>
D021M: Taking four or five drinks nearly every day																
1. Don't disapprove	18.1	25.3	10.7	17.3	23.0	16.0	19.8	19.1	15.8	14.4	32.1	12.0	21.3	17.5	29.8	43.9
2. Disapprove	30.7	31.6	30.1	30.9	29.5	33.1	28.8	31.2	30.3	30.8	29.6	27.2	30.3	40.3	36.8	34.6
3. Strongly disapprove	51.1	43.1	59.2	51.7	47.5	51.0	51.4	49.7	53.9	54.7	38.3	60.8	48.3	42.2	33.4	21.5
<i>Item 8730 Subject A11a</i>	<i>N 2113</i>	<i>979</i>	<i>1076</i>	<i>1480</i>	<i>209</i>	<i>393</i>	<i>572</i>	<i>774</i>	<i>375</i>	<i>1659</i>	<i>396</i>	<i>1070</i>	<i>469</i>	<i>177</i>	<i>321</i>	<i>34</i>
D021N: Having five or more drinks once or twice each weekend																
1. Don't disapprove	36.0	42.4	29.7	38.0	31.3	40.4	37.8	35.0	30.9	34.3	43.0	22.0	47.4	44.5	58.5	58.6
2. Disapprove	24.7	24.6	25.1	25.7	24.3	24.7	25.0	24.7	24.5	24.3	26.6	25.9	23.1	28.5	20.6	30.7
3. Strongly disapprove	39.2	32.9	45.2	36.3	44.4	34.9	37.2	40.3	44.6	41.5	30.4	52.1	29.5	27.0	21.0	10.7
<i>Item 8740 Subject A11a</i>	<i>N 2099</i>	<i>973</i>	<i>1072</i>	<i>1472</i>	<i>205</i>	<i>395</i>	<i>569</i>	<i>767</i>	<i>368</i>	<i>1646</i>	<i>402</i>	<i>1063</i>	<i>472</i>	<i>178</i>	<i>311</i>	<i>32</i>

QUESTIONNAIRE FORM 2 2004	TOTAL	SEX		RACE		REGION				COLLEGE PLANS?		ILLICIT DRUG USE: LIFETIME				
		M	F	White	Black	NE	NC	S	W	Yes	No	None	Mari- juana Only	Few Pills	More Pills	Any Her- oin
<i>N (Weighted No. of Cases):</i>	2519	1181	1239	1688	273	536	664	856	463	1862	498	1174	539	254	433	54
<i>% of Weighted Total:</i>	100.0	46.9	49.2	67.0	10.8	21.3	26.4	34.0	18.4	73.9	19.8	46.6	21.4	10.1	17.2	2.2
A01: Taking all things together, how would you say things are these days—would you say you're very happy, pretty happy, or not too happy these days?																
3. Very happy	22.2	23.9	20.8	23.7	18.6	22.6	20.2	22.9	23.4	24.3	16.2	26.1	21.1	17.6	18.2	7.6
2. Pretty happy	64.7	63.9	65.5	66.3	59.8	64.0	69.7	62.7	61.9	64.5	65.7	63.4	66.2	73.5	61.1	73.9
1. Not too happy	13.1	12.2	13.6	10.0	21.6	13.3	10.0	14.4	14.7	11.2	18.1	10.5	12.7	8.9	20.7	18.5
<i>Item 1190 Subject P01, Q01</i>	<i>N</i> 2364	1091	1190	1595	261	508	622	795	440	1770	453	1104	518	238	405	50
A02: The next questions ask about the kinds of things you might do. How often do you do each of the following?																
A02A: Watch TV																
5. Almost everyday	71.4	72.3	70.1	69.4	85.8	75.1	71.6	72.3	65.1	71.2	71.8	70.9	73.7	70.4	69.7	67.7
4. At least once a week	23.8	22.8	25.5	25.7	12.5	21.2	23.5	23.7	27.4	24.7	21.9	24.4	23.5	23.6	25.2	20.6
3. Once or twice a month	3.1	3.3	2.9	3.4	1.3	2.5	3.7	2.2	4.7	2.7	4.8	3.0	2.1	4.2	3.9	3.5
2. A few times a year	1.0	0.6	1.2	1.0	0.5	1.0	0.6	0.9	1.7	0.9	0.8	1.0	0.4	1.6	0.7	3.1
1. Never	0.7	0.9	0.4	0.5	-	0.2	0.6	0.9	1.0	0.6	0.7	0.7	0.3	0.2	0.5	5.1
<i>Item 5820 Subject C07</i>	<i>N</i> 2509	1179	1236	1686	273	535	663	851	461	1859	496	1172	538	252	433	54
A02B: Go to movies																
5. Almost everyday	0.9	1.6	0.2	1.0	0.6	0.9	1.2	0.8	0.8	0.9	1.2	0.9	0.5	1.6	0.8	2.6
4. At least once a week	7.9	9.6	6.3	6.8	6.0	7.5	7.2	8.5	8.2	7.4	9.6	6.8	8.7	7.8	7.6	22.0
3. Once or twice a month	52.3	50.8	53.5	52.0	52.7	50.8	51.9	49.5	59.8	55.6	40.6	53.8	50.9	58.2	49.9	34.9
2. A few times a year	35.8	33.8	38.3	37.1	39.1	36.7	38.1	37.5	28.6	34.2	43.3	36.2	38.2	30.2	36.0	34.6
1. Never	3.0	4.2	1.6	3.0	1.6	4.1	1.6	3.6	2.6	2.0	5.3	2.2	1.7	2.2	5.8	5.9
<i>Item 5830 Subject C07</i>	<i>N</i> 2504	1174	1237	1685	273	530	663	850	462	1858	493	1168	538	252	433	54
A02C: Go to rock concerts																
5. Almost everyday	0.6	1.0	0.2	0.6	0.3	0.8	0.4	0.8	0.3	0.5	0.8	0.5	0.7	0.4	0.3	1.5
4. At least once a week	1.1	1.4	0.9	1.3	0.3	0.7	0.7	1.1	2.3	1.0	1.1	0.6	0.9	1.3	2.5	3.8
3. Once or twice a month	5.1	6.0	4.5	5.9	0.9	5.3	3.3	4.7	8.2	5.2	5.2	2.8	4.4	8.4	9.2	14.6
2. A few times a year	36.6	36.5	37.1	43.9	11.6	41.7	38.2	31.3	38.4	40.2	28.2	29.8	42.4	39.3	46.6	54.4
1. Never	56.5	55.3	57.3	48.3	87.0	51.5	57.4	62.1	50.7	53.1	64.8	66.3	51.5	50.5	41.5	25.7
<i>Item 5845 Subject C07</i>	<i>N</i> 2501	1178	1228	1681	270	531	660	851	458	1850	496	1168	535	253	431	54
A02D: Ride around in a car (or motorcycle) just for fun																
5. Almost everyday	35.1	38.8	30.7	33.9	43.7	31.4	30.5	41.7	33.7	30.8	49.1	28.2	39.7	35.3	44.1	58.6
4. At least once a week	28.4	28.0	29.7	28.8	27.8	34.2	28.7	25.2	27.1	29.2	26.3	27.2	27.5	35.6	30.8	20.3
3. Once or twice a month	15.5	13.4	17.2	16.0	12.0	13.8	18.7	13.4	16.5	16.9	11.2	16.0	16.2	15.4	13.5	13.3
2. A few times a year	11.2	10.1	12.6	11.7	8.0	10.8	11.6	11.5	10.5	12.7	6.3	15.5	9.7	7.0	5.6	3.0
1. Never	9.9	9.7	9.9	9.6	8.4	9.8	10.5	8.4	12.1	10.3	7.1	13.0	6.9	6.7	6.0	4.8
<i>Item 5850 Subject C07</i>	<i>N</i> 2508	1179	1235	1687	272	534	663	852	460	1858	497	1171	539	254	430	54
A02E: Participate in community affairs or volunteer work																
5. Almost everyday	3.8	3.8	3.9	3.4	6.3	4.1	2.2	5.0	3.6	3.9	3.0	5.2	3.1	3.0	1.2	3.0
4. At least once a week	10.8	8.5	13.3	10.0	10.5	10.6	9.2	12.1	11.1	12.0	7.0	13.9	8.2	8.1	7.3	8.1
3. Once or twice a month	18.3	16.6	19.7	18.2	19.2	19.5	19.6	15.9	19.3	20.5	11.3	22.4	14.6	15.5	14.3	12.0
2. A few times a year	42.2	40.9	43.4	44.3	36.6	41.0	45.5	41.4	40.6	43.0	40.8	39.5	47.4	49.2	43.9	28.1
1. Never	24.8	30.2	19.6	24.1	27.4	24.9	23.5	25.6	25.4	20.6	37.9	18.9	26.8	24.3	33.3	48.8
<i>Item 5860 Subject C07, O02</i>	<i>N</i> 2501	1179	1234	1685	266	528	663	850	461	1854	496	1166	536	254	431	54
A02F: Play a musical instrument or sing																
5. Almost everyday	31.4	26.2	36.7	32.2	33.0	31.5	32.2	31.7	29.4	34.5	21.9	33.6	29.1	29.8	29.3	32.6
4. At least once a week	10.1	8.8	11.4	9.9	12.2	6.0	11.3	11.1	11.3	9.8	11.3	11.7	9.9	7.9	7.6	7.2
3. Once or twice a month	4.7	5.3	4.2	5.0	2.8	4.0	4.8	4.5	5.8	4.8	4.8	4.3	4.6	5.1	6.0	4.1
2. A few times a year	10.0	10.5	9.3	9.6	12.5	9.4	10.1	10.3	9.6	9.4	11.1	9.7	9.8	14.4	8.3	17.6
1. Never	43.8	49.3	38.3	43.3	39.5	49.0	41.6	42.3	43.8	41.5	50.9	40.7	46.5	42.8	48.9	38.5
<i>Item 5870 Subject C07</i>	<i>N</i> 2504	1177	1235	1686	272	534	662	847	461	1856	497	1171	538	253	431	52

QUESTIONNAIRE FORM 2 2004	TOTAL	SEX		RACE		REGION				COLLEGE PLANS?		ILLICIT DRUG USE: LIFETIME				
		M	F	White	Black	NE	NC	S	W	Yes	No	None	Mari- juana Only	Few Pills	More Pills	Any Her- oin
<i>N (Weighted No. of Cases):</i>	2519	1181	1239	1688	273	536	664	856	463	1862	498	1174	539	254	433	54
<i>% of Weighted Total:</i>	100.0	46.9	49.2	67.0	10.8	21.3	26.4	34.0	18.4	73.9	19.8	46.6	21.4	10.1	17.2	2.2
A02G: Do creative writing																
5. Almost everyday	7.0	5.2	8.8	6.2	10.7	6.5	8.5	6.3	6.9	7.9	4.7	7.3	6.1	4.2	7.9	11.3
4. At least once a week	12.4	9.8	14.3	10.6	19.5	13.0	11.1	12.9	12.7	12.9	9.3	14.1	10.5	11.8	9.6	17.6
3. Once or twice a month	19.6	17.2	22.4	18.4	23.3	16.4	22.9	17.5	22.2	21.8	13.4	19.0	19.6	24.7	19.2	12.4
2. A few times a year	25.2	23.9	26.2	27.1	21.4	26.9	27.0	22.9	24.9	26.2	21.2	26.3	24.1	27.3	25.3	10.8
1. Never	35.9	43.9	28.3	37.8	25.1	37.2	30.5	40.6	33.3	31.2	51.5	33.3	39.8	32.0	38.0	47.9
<i>Item 5880 Subject C07</i>	<i>N</i> 2503	1178	1231	1682	273	530	660	853	460	1853	498	1168	534	253	433	54
A02H: Actively participate in sports, athletics or exercising																
5. Almost everyday	41.9	48.2	35.7	43.7	38.7	41.5	45.4	38.0	44.3	45.0	29.2	43.4	47.6	37.8	33.4	41.4
4. At least once a week	25.6	24.6	26.9	26.0	14.5	34.0	24.6	21.2	25.7	25.8	26.0	23.8	23.5	27.9	32.6	31.0
3. Once or twice a month	13.7	11.1	15.5	13.6	15.8	12.2	12.9	16.1	12.3	13.6	14.9	13.7	13.1	14.2	15.0	3.9
2. A few times a year	10.0	8.2	11.9	8.9	18.5	5.3	9.5	12.9	10.5	8.7	14.6	10.4	9.1	13.4	8.0	10.1
1. Never	8.8	7.9	10.0	7.8	12.4	7.0	7.5	11.8	7.2	6.9	15.3	8.7	6.6	6.7	11.0	13.7
<i>Item 5890 Subject C07, T02</i>	<i>N</i> 2498	1172	1233	1683	270	530	660	849	459	1854	492	1161	537	254	432	54
A02I: Do art or craft work																
5. Almost everyday	12.7	10.7	14.3	12.7	10.9	11.8	14.0	10.6	16.0	13.5	10.1	12.1	13.0	11.0	14.1	16.1
4. At least once a week	11.1	9.0	13.2	10.6	6.0	11.6	11.4	10.6	11.4	11.6	10.5	10.8	10.1	13.2	11.4	13.2
3. Once or twice a month	19.5	15.7	23.1	19.6	18.2	16.2	22.7	18.7	20.1	20.4	16.5	20.0	21.3	18.8	17.9	14.7
2. A few times a year	28.9	28.6	29.2	28.6	35.3	27.9	27.9	29.7	30.1	29.8	25.7	31.7	24.3	35.4	26.1	16.5
1. Never	27.7	36.1	20.2	28.5	29.6	32.4	24.0	30.5	22.3	24.7	37.3	25.4	31.3	21.5	30.5	39.6
<i>Item 5900 Subject C07</i>	<i>N</i> 2498	1173	1232	1684	271	527	660	849	461	1850	498	1164	536	254	429	54
A02J: Work around the house, yard, garden, car, etc.																
5. Almost everyday	23.2	20.3	25.8	20.0	36.9	18.4	25.1	24.7	23.6	21.5	25.7	23.8	24.8	17.4	21.1	27.7
4. At least once a week	36.0	40.1	31.8	37.2	33.1	39.0	35.0	35.4	35.1	37.0	36.7	37.5	33.0	41.4	34.9	41.8
3. Once or twice a month	24.0	24.9	23.7	26.4	15.8	22.3	25.1	23.0	26.3	25.2	20.1	23.0	22.8	23.7	28.8	19.4
2. A few times a year	11.5	10.2	13.2	11.7	9.0	15.5	10.1	10.8	10.2	11.7	11.8	10.7	14.7	13.9	9.4	5.9
1. Never	5.2	4.5	5.5	4.6	5.2	4.8	4.7	6.2	4.7	4.6	5.7	5.0	4.7	3.6	5.7	5.1
<i>Item 5910 Subject C07</i>	<i>N</i> 2506	1175	1239	1683	273	534	659	852	461	1856	498	1168	539	254	433	54
A02K: Get together with friends, informally																
5. Almost everyday	46.9	48.6	45.2	49.7	40.5	46.7	46.5	46.5	48.3	46.7	46.2	38.0	54.4	50.6	57.9	49.8
4. At least once a week	37.9	36.7	39.4	37.6	37.9	35.8	41.7	37.0	36.4	39.9	33.6	43.2	34.8	35.8	30.7	32.0
3. Once or twice a month	10.4	9.7	10.8	9.4	14.0	11.7	7.9	11.7	10.2	9.6	13.4	13.2	6.1	10.7	8.1	14.2
2. A few times a year	3.2	3.3	3.0	2.5	4.4	3.2	3.0	3.2	3.7	2.8	3.8	3.7	3.9	2.4	1.2	1.2
1. Never	1.6	1.6	1.7	0.8	3.3	2.6	0.9	1.6	1.4	1.1	3.1	1.9	0.8	0.5	2.2	2.8
<i>Item 5920 Subject C07, M04</i>	<i>N</i> 2505	1178	1235	1685	272	535	662	850	459	1858	497	1169	538	254	431	54
A02L: Go to a shopping mall																
5. Almost everyday	3.1	2.3	3.6	2.3	7.6	3.8	2.2	4.2	1.7	3.1	2.8	3.8	2.6	2.9	1.8	2.7
4. At least once a week	24.9	19.6	30.5	22.1	33.8	25.1	23.5	27.1	22.6	25.5	22.8	24.2	27.5	30.2	22.6	10.4
3. Once or twice a month	51.1	50.0	52.7	52.6	45.4	51.6	53.9	47.8	52.7	52.0	49.7	49.3	52.6	52.8	54.7	56.4
2. A few times a year	16.9	20.8	12.5	18.8	12.9	16.7	16.3	16.5	18.5	17.1	16.2	18.2	15.8	13.7	15.4	24.1
1. Never	4.0	7.3	0.7	4.1	0.3	2.8	4.1	4.3	4.5	2.3	8.4	4.6	1.5	0.4	5.6	6.4
<i>Item 5935 Subject C07</i>	<i>N</i> 2507	1178	1236	1684	273	535	662	849	461	1857	497	1170	538	253	433	54
A02M: Spend at least an hour of leisure time alone																
5. Almost everyday	44.3	46.5	42.5	43.2	48.7	48.6	42.0	45.0	41.1	46.8	39.2	42.7	45.9	47.6	46.1	37.2
4. At least once a week	31.3	30.4	32.8	33.1	27.3	33.6	30.9	29.2	33.2	31.8	29.0	30.3	31.9	34.2	33.3	26.9
3. Once or twice a month	12.3	10.3	13.8	12.4	9.0	8.3	15.9	11.6	13.1	12.1	13.8	13.7	12.4	9.0	9.9	15.1
2. A few times a year	6.7	7.8	5.4	6.6	6.9	5.7	6.4	8.0	5.9	6.0	8.7	7.8	5.0	3.8	6.9	8.5
1. Never	5.4	5.0	5.6	4.7	8.1	3.8	4.8	6.1	6.7	3.4	9.3	5.5	4.8	5.5	3.9	12.4
<i>Item 5940 Subject C07</i>	<i>N</i> 2505	1178	1237	1687	272	534	660	851	460	1857	497	1168	538	253	433	54
A02N: Read books, magazines, or newspapers																
5. Almost everyday	34.1	31.5	36.9	34.0	38.2	38.1	36.0	29.5	35.0	38.1	20.0	35.6	33.4	32.5	31.6	41.8
4. At least once a week	32.7	30.2	35.3	32.2	34.0	31.8	32.0	33.4	33.4	33.6	32.0	31.7	37.5	31.6	32.1	16.5
3. Once or twice a month	21.6	24.6	19.0	23.0	15.8	18.7	22.1	22.4	22.6	19.5	27.6	20.5	20.1	24.3	25.3	17.8
2. A few times a year	7.6	8.8	6.3	7.1	7.3	7.9	6.8	8.9	6.2	6.5	11.5	8.5	6.9	9.0	5.9	6.6
1. Never	4.0	5.0	2.5	3.8	4.7	3.5	3.1	5.7	2.8	2.3	8.9	3.6	2.1	2.5	5.1	17.4
<i>Item 5950 Subject C07</i>	<i>N</i> 2499	1174	1232	1677	273	535	663	848	454	1853	494	1163	537	254	430	54

MONITORING THE FUTURE

QUESTIONNAIRE FORM 2 2004	TOTAL	SEX		RACE		REGION				COLLEGE PLANS?		ILLICIT DRUG USE: LIFETIME					
		M	F	White	Black	NE	NC	S	W	Yes	No	None	Mari- juana Only	Few Pills	More Pills	Any Her- oin	
<i>N (Weighted No. of Cases):</i>	2519	1181	1239	1688	273	536	664	856	463	1862	498	1174	539	254	433	54	
<i>% of Weighted Total:</i>	100.0	46.9	49.2	67.0	10.8	21.3	26.4	34.0	18.4	73.9	19.8	46.6	21.4	10.1	17.2	2.2	
A02O: Go to taverns, bars or nightclubs																	
5. Almost everyday	2.9	4.8	0.9	2.3	1.5	2.9	2.6	2.8	3.4	1.8	5.3	2.1	2.6	2.1	3.3	12.4	
4. At least once a week	8.8	10.7	6.7	7.1	13.6	7.3	7.4	10.6	9.2	7.4	12.5	4.9	9.6	9.4	14.0	24.9	
3. Once or twice a month	16.4	16.3	16.3	15.9	15.6	14.9	19.4	15.9	15.0	16.6	16.3	10.8	20.3	20.4	24.6	25.1	
2. A few times a year	22.4	22.4	22.3	23.7	17.3	28.7	20.6	20.0	22.2	22.6	22.3	16.9	26.9	29.4	27.2	30.6	
1. Never	49.5	45.8	53.9	51.1	52.0	46.3	50.1	50.7	50.2	51.6	43.6	65.2	40.6	38.7	30.9	7.1	
<i>Item 5960 Subject C07</i>	<i>N</i>	<i>2504</i>	<i>1176</i>	<i>1237</i>	<i>1684</i>	<i>273</i>	<i>529</i>	<i>663</i>	<i>850</i>	<i>461</i>	<i>1854</i>	<i>498</i>	<i>1167</i>	<i>536</i>	<i>254</i>	<i>433</i>	<i>54</i>
A02P: Go to parties or other social affairs																	
5. Almost everyday	3.8	5.2	2.1	3.1	3.6	4.5	2.7	3.3	5.4	2.9	5.3	2.1	2.9	2.8	6.4	23.0	
4. At least once a week	31.5	35.7	27.6	34.9	14.1	32.4	37.4	24.7	34.8	31.5	32.1	20.6	35.7	40.2	49.3	44.5	
3. Once or twice a month	34.9	33.3	37.1	34.4	41.2	33.0	33.6	38.3	32.8	36.3	31.8	36.5	38.3	35.8	28.9	22.0	
2. A few times a year	21.2	17.3	24.6	19.6	31.0	22.4	17.3	22.5	22.9	22.7	16.0	28.5	17.7	16.9	10.3	10.4	
1. Never	8.6	8.5	8.5	7.9	10.1	7.7	9.0	11.1	4.2	6.6	14.9	12.3	5.4	4.3	5.1	-	
<i>Item 5970 Subject C07</i>	<i>N</i>	<i>2511</i>	<i>1180</i>	<i>1238</i>	<i>1687</i>	<i>273</i>	<i>534</i>	<i>663</i>	<i>853</i>	<i>461</i>	<i>1860</i>	<i>498</i>	<i>1172</i>	<i>537</i>	<i>254</i>	<i>433</i>	<i>54</i>
A02Q: Go to video arcades																	
5. Almost everyday	1.0	1.8	0.2	1.0	0.6	1.2	0.4	1.4	0.9	1.0	0.9	1.1	1.0	1.6	0.2	0.9	
4. At least once a week	3.0	4.7	1.1	1.8	5.5	2.7	1.9	3.8	3.5	2.5	4.4	2.8	2.3	1.5	4.0	7.2	
3. Once or twice a month	9.6	14.3	4.8	7.9	7.9	8.5	8.2	10.1	11.6	7.5	15.1	9.3	9.5	9.3	10.3	16.3	
2. A few times a year	30.0	34.9	25.1	27.7	36.8	33.6	27.9	28.7	31.5	30.4	29.6	28.7	30.5	35.4	30.9	26.8	
1. Never	56.4	44.3	68.9	61.6	49.2	54.0	61.6	56.0	52.4	58.6	50.0	58.1	56.8	52.2	54.7	48.9	
<i>Item 29620 Subject C07</i>	<i>N</i>	<i>2509</i>	<i>1181</i>	<i>1237</i>	<i>1688</i>	<i>273</i>	<i>534</i>	<i>663</i>	<i>851</i>	<i>462</i>	<i>1860</i>	<i>498</i>	<i>1171</i>	<i>539</i>	<i>254</i>	<i>433</i>	<i>54</i>
A03: How much do you agree or disagree with each of the following statements?																	
A03A: In the United States, we put too much emphasis on making profits and not enough on human well-being																	
1. Disagree	4.2	7.3	1.3	4.4	3.7	4.1	4.7	4.0	4.0	3.7	6.0	4.1	4.0	3.9	4.1	3.7	
2. Mostly disagree	7.8	10.6	5.1	8.4	4.5	8.3	7.2	7.5	8.6	8.5	5.8	7.2	8.6	7.7	8.7	4.5	
3. Neither	22.2	23.8	20.1	22.8	16.1	21.8	19.0	24.1	24.0	20.8	25.4	22.8	22.0	22.5	21.1	13.2	
4. Mostly agree	43.2	37.5	49.3	45.2	41.8	42.5	47.1	41.1	42.2	44.9	40.7	45.0	43.9	44.3	40.1	35.5	
5. Agree	22.6	20.7	24.2	19.4	33.9	23.2	22.1	23.3	21.2	22.2	22.0	20.8	21.6	21.6	26.0	43.1	
<i>Item 5990 Subject F03, O03</i>	<i>N</i>	<i>2483</i>	<i>1163</i>	<i>1229</i>	<i>1675</i>	<i>267</i>	<i>524</i>	<i>656</i>	<i>845</i>	<i>458</i>	<i>1845</i>	<i>490</i>	<i>1164</i>	<i>531</i>	<i>254</i>	<i>427</i>	<i>53</i>
A03B: People are too much concerned with material things these days																	
1. Disagree	2.4	3.9	1.0	2.7	1.0	3.1	1.8	1.8	3.8	2.2	3.0	2.1	3.1	2.0	2.7	2.1	
2. Mostly disagree	4.5	6.2	3.1	5.2	1.4	3.9	5.9	4.8	3.0	4.6	4.6	4.7	4.5	6.4	3.5	1.3	
3. Neither	10.3	14.6	5.6	11.3	3.9	11.5	10.6	8.9	11.3	9.1	12.0	9.8	9.8	10.6	9.7	18.9	
4. Mostly agree	38.4	38.6	38.9	40.8	37.4	40.7	38.3	36.5	39.5	39.2	38.5	40.4	38.7	35.0	37.4	26.6	
5. Agree	44.3	36.6	51.5	39.9	56.3	40.8	43.5	48.0	42.5	44.9	41.8	43.0	44.0	46.0	46.7	51.1	
<i>Item 6000 Subject F02</i>	<i>N</i>	<i>2496</i>	<i>1169</i>	<i>1235</i>	<i>1678</i>	<i>271</i>	<i>531</i>	<i>656</i>	<i>850</i>	<i>458</i>	<i>1852</i>	<i>496</i>	<i>1167</i>	<i>534</i>	<i>254</i>	<i>430</i>	<i>54</i>
A03C: Since it helps the economy to grow, people should be encouraged to buy more																	
1. Disagree	8.8	8.3	9.0	7.4	12.8	8.7	7.0	10.8	7.8	7.7	11.5	7.7	10.1	8.0	8.8	18.4	
2. Mostly disagree	17.3	14.6	19.6	17.7	17.3	18.9	15.9	18.1	15.9	17.1	18.5	17.8	15.3	16.9	19.2	14.7	
3. Neither	40.5	38.1	43.3	41.7	35.8	37.0	45.6	36.8	44.4	40.8	41.8	41.7	39.6	41.6	38.6	35.1	
4. Mostly agree	23.9	26.2	21.6	24.8	20.5	25.8	22.5	23.9	23.7	24.8	20.2	24.5	21.2	26.4	25.1	22.7	
5. Agree	9.5	12.8	6.5	8.3	13.6	9.7	9.0	10.4	8.2	9.6	8.0	8.3	13.8	7.1	8.2	9.1	
<i>Item 6010 Subject F02</i>	<i>N</i>	<i>2486</i>	<i>1167</i>	<i>1227</i>	<i>1673</i>	<i>268</i>	<i>529</i>	<i>658</i>	<i>842</i>	<i>456</i>	<i>1844</i>	<i>494</i>	<i>1162</i>	<i>532</i>	<i>254</i>	<i>429</i>	<i>54</i>
A03D: There is nothing wrong with advertising that gets people to buy things they don't really need																	
1. Disagree	18.4	17.3	19.1	16.7	24.8	17.5	16.7	20.7	17.3	17.6	19.1	18.6	16.5	20.7	17.9	16.5	
2. Mostly disagree	22.0	18.6	25.5	23.7	12.8	21.7	21.2	20.9	25.6	22.8	21.3	23.6	19.4	20.1	22.7	23.1	
3. Neither	27.1	25.4	28.7	28.2	24.7	26.7	26.0	28.6	26.4	27.3	26.2	27.8	27.7	26.0	25.5	26.6	
4. Mostly agree	19.2	21.1	17.3	19.5	17.4	18.4	22.3	16.8	20.2	19.2	20.1	17.9	21.0	20.5	19.2	24.6	
5. Agree	13.3	17.6	9.3	11.8	20.4	15.8	13.8	13.0	10.5	13.0	13.4	12.1	15.4	12.6	14.6	9.3	
<i>Item 6020 Subject F02</i>	<i>N</i>	<i>2484</i>	<i>1169</i>	<i>1230</i>	<i>1676</i>	<i>268</i>	<i>531</i>	<i>654</i>	<i>847</i>	<i>452</i>	<i>1849</i>	<i>495</i>	<i>1169</i>	<i>528</i>	<i>250</i>	<i>432</i>	<i>53</i>

QUESTIONNAIRE FORM 2 2004	TOTAL	SEX		RACE		REGION				COLLEGE PLANS?		ILLICIT DRUG USE: LIFETIME				
		M	F	White	Black	NE	NC	S	W	Yes	No	None	Mari- juana Only	Few Pills	More Pills	Any Her- oin
<i>N (Weighted No. of Cases):</i>	2519	1181	1239	1688	273	536	664	856	463	1862	498	1174	539	254	433	54
<i>% of Weighted Total:</i>	100.0	46.9	49.2	67.0	10.8	21.3	26.4	34.0	18.4	73.9	19.8	46.6	21.4	10.1	17.2	2.2
A03E: There will probably be more shortages in the future, so Americans will have to learn how to be happy with fewer "things"																
1. Disagree	11.9	14.7	9.1	12.1	17.9	10.4	11.0	14.7	9.5	11.2	11.5	11.4	13.7	10.0	11.7	7.5
2. Mostly disagree	13.8	14.4	13.4	13.7	11.7	12.2	15.7	13.8	12.7	14.5	11.5	14.1	14.7	16.5	11.7	8.2
3. Neither	29.4	28.3	30.8	31.5	18.5	32.0	28.5	27.8	30.7	29.9	28.5	29.2	28.1	32.2	28.5	41.2
4. Mostly agree	25.7	25.1	26.3	26.3	22.3	27.2	23.8	24.5	28.6	25.7	27.1	27.3	23.9	23.8	25.8	23.4
5. Agree	19.3	17.4	20.4	16.4	29.6	18.1	21.0	19.1	18.4	18.8	21.5	18.0	19.6	17.5	22.4	19.8
<i>Item 6030 Subject F02</i>	<i>N</i> 2488	1169	1231	1678	269	531	655	847	455	1851	495	1168	530	254	429	53
A04: The next questions ask for your opinions on the effects of using certain drugs and other substances. How much do you think people risk harming themselves (physically or in other ways), if they . . .																
A04A: Smoke one or more packs of cigarettes per day																
1. No risk	2.6	3.5	1.5	1.7	4.0	2.3	2.1	3.0	3.2	1.5	5.6	2.4	1.1	2.3	3.3	9.8
2. Slight risk	4.0	4.8	3.4	4.3	4.4	1.8	3.9	5.7	3.9	3.6	5.8	3.4	2.2	4.3	8.7	-
3. Moderate risk	13.9	17.4	10.6	15.2	6.8	16.7	8.8	16.0	13.9	12.5	19.0	11.7	14.0	16.2	14.9	40.4
4. Great risk	77.1	71.6	82.7	77.2	81.4	76.9	83.0	72.9	76.9	80.6	66.0	79.4	80.8	75.0	73.0	49.8
5. Can't say, drug unfamiliar	2.3	2.7	1.8	1.6	3.4	2.2	2.2	2.6	2.1	1.8	3.6	3.1	2.0	2.2	0.1	-
<i>Item 12360 Subject A14a</i>	<i>N</i> 2494	1172	1234	1681	271	533	654	849	457	1853	495	1166	535	254	431	53
A04B: Try marijuana once or twice																
1. No risk	33.4	40.0	27.1	36.6	19.6	38.2	30.9	30.7	36.5	33.6	32.2	13.4	47.3	41.0	61.8	60.1
2. Slight risk	33.0	27.6	38.3	32.9	40.3	31.6	33.3	31.3	37.6	33.1	32.6	34.6	36.3	35.3	25.5	23.7
3. Moderate risk	16.6	16.1	17.3	16.7	17.9	14.4	19.0	17.2	14.5	17.0	16.1	24.3	9.8	11.9	7.6	9.4
4. Great risk	13.8	12.7	14.8	11.4	18.7	12.0	13.7	17.3	9.5	13.4	14.9	22.6	5.8	8.4	4.1	6.8
5. Can't say, drug unfamiliar	3.2	3.7	2.6	2.4	3.5	3.8	3.1	3.5	1.8	3.0	4.2	5.0	0.9	3.4	1.0	-
<i>Item 12370 Subject A14a</i>	<i>N</i> 2488	1170	1230	1677	272	533	653	843	459	1849	495	1162	535	254	431	51
A04C: Smoke marijuana occasionally																
1. No risk	13.4	17.3	9.1	14.0	9.7	16.6	7.7	13.9	16.6	12.5	14.9	3.5	16.6	12.5	31.8	44.5
2. Slight risk	25.7	28.5	23.6	29.4	16.8	24.8	28.5	23.1	27.4	26.1	24.0	13.9	33.8	37.2	40.3	26.6
3. Moderate risk	33.4	27.7	39.2	33.3	40.7	33.6	36.0	31.2	33.6	34.4	31.7	39.0	36.2	32.9	18.4	18.5
4. Great risk	24.0	22.9	25.0	20.7	28.9	21.5	24.7	27.1	20.2	23.6	25.0	38.3	11.8	13.1	8.7	10.5
5. Can't say, drug unfamiliar	3.5	3.6	3.2	2.6	3.9	3.5	3.0	4.6	2.1	3.4	4.3	5.2	1.7	4.3	0.8	-
<i>Item 12380 Subject A14a</i>	<i>N</i> 2486	1168	1229	1677	270	532	652	844	458	1848	494	1161	535	253	431	51
A04D: Smoke marijuana regularly																
1. No risk	5.8	7.9	3.4	5.4	3.8	7.4	2.7	6.8	6.4	4.9	7.6	2.1	3.1	6.4	14.9	28.1
2. Slight risk	11.2	13.1	9.4	12.9	8.4	11.1	10.1	10.2	14.5	10.7	12.8	2.9	15.4	14.2	25.4	24.2
3. Moderate risk	21.8	24.7	19.4	23.9	17.3	23.1	20.6	19.8	25.6	22.4	19.5	12.7	30.7	29.3	31.5	19.0
4. Great risk	57.2	50.1	64.7	54.9	66.0	53.6	62.8	58.1	51.7	58.4	54.4	76.2	49.2	44.5	27.5	28.6
5. Can't say, drug unfamiliar	4.1	4.2	3.1	2.9	4.5	4.7	3.7	5.1	1.8	3.7	5.6	6.2	1.6	5.6	0.8	-
<i>Item 12390 Subject A14a</i>	<i>N</i> 2482	1167	1226	1675	268	528	655	843	457	1840	496	1161	535	252	428	52
A04E: Try one or two drinks of an alcoholic beverage (beer, wine, liquor)																
1. No risk	44.4	50.2	39.1	48.6	26.4	49.0	42.9	41.3	47.0	44.3	43.5	31.7	53.2	50.5	61.0	68.3
2. Slight risk	36.0	32.9	39.4	35.6	40.3	33.3	39.1	36.4	34.0	37.1	33.1	42.4	33.8	32.2	27.6	19.6
3. Moderate risk	10.8	8.2	13.4	9.4	15.9	11.1	9.6	11.7	10.7	10.4	13.1	13.9	7.2	9.8	7.8	6.2
4. Great risk	7.4	7.1	7.2	5.3	14.6	5.0	7.5	9.1	6.9	6.9	8.7	10.0	5.0	6.3	3.6	5.9
5. Can't say, drug unfamiliar	1.4	1.5	1.0	1.1	2.7	1.5	0.9	1.5	1.4	1.3	1.6	2.0	0.7	1.2	-	-
<i>Item 12510 Subject A14a</i>	<i>N</i> 2493	1170	1235	1682	272	533	655	846	459	1855	493	1167	536	254	431	51
A04F: Take one or two drinks nearly every day																
1. No risk	9.2	14.0	4.5	9.2	6.7	7.4	9.2	10.6	8.9	7.8	13.0	7.0	8.6	10.2	13.5	13.6
2. Slight risk	23.3	28.1	18.8	25.9	16.2	25.8	23.8	22.8	20.3	23.1	24.2	17.5	26.3	27.2	34.2	27.5
3. Moderate risk	36.7	35.8	37.9	37.3	32.2	35.3	36.6	35.9	39.7	37.7	33.8	37.3	39.9	32.3	32.4	45.1
4. Great risk	28.6	20.0	36.9	26.2	40.9	29.0	29.0	27.9	29.0	29.3	26.1	35.4	23.6	26.8	19.3	13.8
5. Can't say, drug unfamiliar	2.2	2.1	1.9	1.3	4.0	2.5	1.3	2.8	2.0	2.1	2.9	2.8	1.6	3.5	0.6	-
<i>Item 12520 Subject A14a</i>	<i>N</i> 2495	1171	1234	1680	272	533	655	849	457	1853	497	1169	536	254	430	51

MONITORING THE FUTURE

QUESTIONNAIRE FORM 2 2004	TOTAL	SEX		RACE		REGION				COLLEGE PLANS?		ILLCIT DRUG USE: LIFETIME					
		M	F	White	Black	NE	NC	S	W	Yes	No	None	Mari- juana Only	Few Pills	More Pills	Any Her- oin	
<i>N (Weighted No. of Cases):</i>	2519	1181	1239	1688	273	536	664	856	463	1862	498	1174	539	254	433	54	
<i>% of Weighted Total:</i>	100.0	46.9	49.2	67.0	10.8	21.3	26.4	34.0	18.4	73.9	19.8	46.6	21.4	10.1	17.2	2.2	
A04G: Take four or five drinks nearly every day																	
1. No risk	3.7	5.4	1.9	2.7	6.1	2.9	3.4	4.5	3.4	3.1	4.5	2.7	3.8	2.8	4.5	8.8	
2. Slight risk	5.4	7.4	3.3	5.6	2.7	5.2	5.8	5.2	5.7	4.1	8.1	2.7	5.0	7.7	11.1	7.3	
3. Moderate risk	21.9	25.8	18.5	24.6	14.8	19.0	24.3	22.7	20.3	21.0	26.4	16.5	25.5	24.6	29.3	32.8	
4. Great risk	66.5	58.9	73.9	65.4	73.6	70.4	64.4	64.8	67.9	69.7	56.7	74.9	63.8	60.2	54.4	51.1	
5. Can't say, drug unfamiliar	2.5	2.5	2.5	1.7	2.8	2.5	2.1	2.8	2.8	2.1	4.3	3.1	1.8	4.7	0.7	-	
<i>Item 12530 Subject A14a</i>	<i>N</i>	<i>2492</i>	<i>1170</i>	<i>1234</i>	<i>1681</i>	<i>272</i>	<i>533</i>	<i>655</i>	<i>846</i>	<i>458</i>	<i>1854</i>	<i>493</i>	<i>1165</i>	<i>536</i>	<i>254</i>	<i>431</i>	<i>52</i>
A04H: Have five or more drinks once or twice each weekend																	
1. No risk	8.1	12.2	3.8	7.9	5.9	9.5	6.3	8.2	8.7	7.1	10.9	4.4	7.8	9.0	14.0	27.6	
2. Slight risk	14.7	16.7	12.6	15.9	8.6	16.8	15.7	12.0	15.8	13.3	17.7	8.3	17.0	20.2	25.8	15.1	
3. Moderate risk	27.6	28.2	27.5	29.8	22.4	28.4	28.9	25.2	29.3	28.1	26.2	24.0	29.3	28.5	32.6	41.3	
4. Great risk	47.4	41.1	54.0	45.1	58.1	42.6	47.9	51.8	43.9	49.3	42.4	59.8	44.6	40.3	27.2	14.7	
5. Can't say, drug unfamiliar	2.2	1.8	2.1	1.4	5.0	2.8	1.1	2.8	2.2	2.2	2.8	3.4	1.2	1.9	0.4	1.3	
<i>Item 12540 Subject A14a</i>	<i>N</i>	<i>2493</i>	<i>1170</i>	<i>1234</i>	<i>1679</i>	<i>272</i>	<i>531</i>	<i>655</i>	<i>848</i>	<i>458</i>	<i>1854</i>	<i>493</i>	<i>1167</i>	<i>536</i>	<i>253</i>	<i>431</i>	<i>52</i>
A05: Do you think that you would prefer having a mate for most of your life, or would you prefer not having a mate?																	
5. Definitely prefer to have a mate	64.6	61.2	68.5	67.0	52.3	61.4	68.3	65.3	61.5	65.2	61.4	66.4	66.2	65.8	60.0	50.1	
4. Probably prefer to have a mate	21.9	23.1	20.6	22.3	27.1	22.9	19.7	21.4	24.8	22.1	22.8	20.0	23.3	21.2	24.1	33.0	
3. Not sure	10.4	12.3	8.1	8.6	16.6	12.0	8.8	10.6	10.4	9.5	13.1	10.4	8.1	10.9	12.3	11.7	
2. Probably prefer not to have a mate	2.1	2.4	1.8	1.6	3.4	2.1	2.7	1.8	2.1	2.4	1.2	2.3	2.0	0.9	1.8	3.8	
1. Definitely prefer not to have a mate	1.0	1.0	0.9	0.5	0.6	1.6	0.5	0.9	1.3	0.8	1.5	0.9	0.4	1.2	1.8	1.3	
<i>Item 6120 Subject D01</i>	<i>N</i>	<i>2480</i>	<i>1171</i>	<i>1226</i>	<i>1673</i>	<i>268</i>	<i>526</i>	<i>654</i>	<i>843</i>	<i>458</i>	<i>1843</i>	<i>492</i>	<i>1155</i>	<i>534</i>	<i>253</i>	<i>431</i>	<i>54</i>
A06: Which do you think you are most likely to choose in the long run?																	
3. Getting married	79.6	75.8	84.4	83.7	66.4	81.1	83.5	78.6	74.2	81.7	73.6	81.4	80.2	82.2	75.7	73.2	
2. I have no idea	16.5	20.3	11.8	13.6	26.1	15.1	12.8	17.4	21.5	14.9	21.1	15.0	16.2	15.5	19.8	20.2	
1. Not getting married	3.6	3.9	3.2	2.3	7.3	3.6	3.8	3.2	3.9	3.1	4.7	3.4	3.1	2.3	3.6	6.6	
8. Am already married	0.4	*	0.6	0.3	0.3	0.2	-	0.8	0.5	0.2	0.6	0.1	0.5	-	0.9	-	
<i>Item 6130 Subject D01</i>	<i>N</i>	<i>2414</i>	<i>1138</i>	<i>1195</i>	<i>1629</i>	<i>263</i>	<i>512</i>	<i>630</i>	<i>827</i>	<i>446</i>	<i>1796</i>	<i>475</i>	<i>1125</i>	<i>522</i>	<i>241</i>	<i>424</i>	<i>52</i>
A07: If you did get married (or are married) . . .																	
A07A: How likely do you think it is that you would stay married to the same person for life?																	
5. Very likely	59.3	55.6	63.9	61.6	47.4	56.2	66.8	59.2	51.9	62.3	51.8	66.1	56.4	58.4	49.6	43.6	
4. Fairly likely	23.3	26.2	19.8	23.9	23.5	24.2	20.0	22.2	28.8	22.8	23.9	21.1	25.4	26.6	23.5	31.1	
3. Uncertain	14.3	15.3	12.9	11.6	24.6	15.0	11.1	16.0	14.8	11.8	21.0	11.3	14.9	12.2	20.4	20.7	
2. Fairly unlikely	1.8	1.3	2.4	1.8	3.6	3.0	0.6	1.7	2.3	1.9	1.3	1.1	2.3	1.3	3.6	1.7	
1. Very unlikely	1.4	1.6	1.1	1.1	1.0	1.7	1.4	0.9	2.2	1.1	2.0	0.4	1.0	1.4	2.9	2.9	
<i>Item 6140 Subject D01</i>	<i>N</i>	<i>2331</i>	<i>1126</i>	<i>1130</i>	<i>1577</i>	<i>250</i>	<i>486</i>	<i>617</i>	<i>804</i>	<i>424</i>	<i>1728</i>	<i>465</i>	<i>1090</i>	<i>497</i>	<i>233</i>	<i>409</i>	<i>50</i>
A07B: How likely is it that you would want to have children?																	
5. Very likely	61.9	61.7	62.7	63.2	52.9	63.2	63.1	62.3	57.8	64.4	53.4	63.3	67.1	59.7	53.7	70.6	
4. Fairly likely	18.9	21.4	16.4	19.2	19.6	18.6	18.2	18.8	20.5	18.4	22.8	16.8	17.6	25.2	23.7	11.5	
3. Uncertain	11.3	11.2	11.2	10.4	13.1	12.2	10.5	9.7	14.5	10.1	13.7	12.7	8.9	6.6	12.5	9.6	
2. Fairly unlikely	2.7	2.5	2.9	2.7	4.4	1.1	3.1	3.5	2.3	2.7	3.2	2.9	2.0	3.3	2.8	1.8	
1. Very unlikely	3.4	2.7	4.0	2.9	5.7	3.3	3.4	3.2	4.0	3.3	3.5	3.1	1.8	3.9	4.5	6.5	
8. Already have child(ren)	1.8	0.6	2.7	1.4	4.3	1.6	1.6	2.6	0.9	1.1	3.4	1.3	2.6	1.3	2.7	-	
<i>Item 6150 Subject D02</i>	<i>N</i>	<i>2345</i>	<i>1127</i>	<i>1143</i>	<i>1585</i>	<i>252</i>	<i>492</i>	<i>621</i>	<i>805</i>	<i>427</i>	<i>1740</i>	<i>465</i>	<i>1099</i>	<i>504</i>	<i>233</i>	<i>411</i>	<i>48</i>
The questions in the next column ask you to imagine different kinds of married life that you might have. We want you to think about different ways you might share responsibilities for working, taking care of the home, and taking care of the children. Please indicate how acceptable for you each of the different arrangements would be.																	

QUESTIONNAIRE FORM 2 2004	TOTAL	SEX		RACE		REGION				COLLEGE PLANS?		ILLCIT DRUG USE: LIFETIME				
		M	F	White	Black	NE	NC	S	W	Yes	No	None	Mari- juana Only	Few Pills	More Pills	Any Her- oin
<i>N (Weighted No. of Cases):</i>	2519	1181	1239	1688	273	536	664	856	463	1862	498	1174	539	254	433	54
<i>% of Weighted Total:</i>	100.0	46.9	49.2	67.0	10.8	21.3	26.4	34.0	18.4	73.9	19.8	46.6	21.4	10.1	17.2	2.2
A08: Imagine you are married and have no children.																
How would you feel about each of the following work arrangements?																
A08A: Husband works full-time, wife doesn't work																
1. Not at all acceptable	33.4	24.3	41.9	29.4	49.3	35.0	32.7	33.5	32.2	32.6	34.9	32.5	32.4	33.5	35.5	41.4
2. Somewhat acceptable	35.6	35.3	35.9	36.0	32.5	40.4	35.5	31.6	37.4	36.7	33.0	34.8	38.5	35.9	34.7	27.1
3. Acceptable	23.9	32.4	16.0	27.3	13.1	20.7	23.8	25.4	25.0	24.8	21.9	25.9	22.5	24.3	21.2	23.0
4. Desirable	7.1	8.0	6.2	7.4	5.1	3.8	7.9	9.5	5.4	6.0	10.2	6.8	6.5	6.4	8.6	8.4
<i>Item 6160 Subject C05, D04</i>	<i>N</i> 2471	1168	1223	1669	263	522	651	840	457	1837	491	1152	532	253	429	53
A08B: Husband works full-time, wife works about half-time																
1. Not at all acceptable	5.5	3.9	6.9	4.5	8.3	5.0	4.1	7.1	5.0	4.6	7.0	5.6	5.0	7.2	3.7	11.1
2. Somewhat acceptable	27.9	21.4	33.8	25.7	39.3	27.1	31.1	26.5	26.6	27.7	28.4	26.9	29.2	27.2	27.1	38.7
3. Acceptable	56.1	61.6	51.0	58.0	43.2	58.8	54.3	55.2	57.2	57.2	52.9	57.6	57.8	52.3	54.4	42.8
4. Desirable	10.6	13.1	8.3	11.8	9.1	9.0	10.4	11.3	11.2	10.5	11.7	9.8	7.9	13.2	14.8	7.4
<i>Item 6170 Subject C05, D04</i>	<i>N</i> 2473	1169	1224	1673	262	522	653	842	457	1837	491	1154	533	252	430	53
A08C: Both work full-time																
1. Not at all acceptable	7.7	8.5	6.9	5.8	14.0	5.7	8.0	9.2	7.1	6.9	9.8	8.5	8.1	7.0	5.3	4.3
2. Somewhat acceptable	14.9	16.8	12.7	14.2	14.5	14.8	12.4	17.5	13.7	14.1	16.9	15.4	14.2	13.5	15.7	18.8
3. Acceptable	50.8	48.3	53.4	52.8	44.2	51.3	50.8	48.6	54.2	51.6	49.4	49.8	52.9	53.1	50.9	43.2
4. Desirable	26.6	26.4	26.9	27.1	27.2	28.2	28.8	24.7	25.0	27.4	24.0	26.2	24.8	26.5	28.2	33.7
<i>Item 6180 Subject C05, D04</i>	<i>N</i> 2455	1165	1213	1665	260	519	649	833	454	1831	482	1147	531	247	427	53
A08D: Both work about half-time																
1. Not at all acceptable	26.0	29.2	22.3	23.9	33.3	26.4	21.2	31.2	22.7	24.5	27.4	25.3	28.0	25.2	25.3	25.3
2. Somewhat acceptable	32.8	34.7	31.4	34.3	29.8	34.4	34.0	31.4	31.9	33.3	32.3	34.6	29.5	39.4	29.4	26.2
3. Acceptable	29.6	25.6	33.5	30.5	25.6	25.6	35.3	27.3	30.4	30.3	28.1	29.3	31.0	24.0	31.6	34.1
4. Desirable	11.6	10.6	12.8	11.3	11.2	13.5	9.4	10.2	15.1	11.8	12.2	10.8	11.5	11.5	13.7	14.4
<i>Item 6190 Subject C05, D04</i>	<i>N</i> 2444	1151	1213	1654	260	518	645	831	450	1820	484	1146	526	247	422	53
A08E: Husband works about half-time, wife works full-time																
1. Not at all acceptable	36.4	42.9	29.7	31.2	51.9	32.8	29.0	47.1	31.5	34.0	41.2	36.5	35.9	38.9	33.5	39.7
2. Somewhat acceptable	34.2	31.4	37.6	36.3	30.3	36.3	35.8	30.5	36.4	34.8	34.9	34.0	34.3	37.1	34.4	31.3
3. Acceptable	26.0	21.3	30.7	29.3	16.3	28.6	32.0	18.6	28.2	28.7	17.8	27.2	27.0	20.6	26.4	23.0
4. Desirable	3.3	4.5	2.0	3.2	1.5	2.3	3.2	3.8	3.9	2.5	6.1	2.3	2.8	3.4	5.6	6.0
<i>Item 6200 Subject C05, D04</i>	<i>N</i> 2459	1163	1217	1664	260	522	647	836	454	1829	489	1151	527	249	429	53
A08F: Husband doesn't work, wife works full-time																
1. Not at all acceptable	71.2	71.6	70.8	67.5	85.1	69.1	63.7	79.8	68.7	69.2	76.9	71.7	70.9	70.5	71.8	62.9
2. Somewhat acceptable	16.1	13.4	19.0	19.2	9.0	18.6	19.5	10.6	18.6	17.7	11.5	15.9	16.9	18.1	14.4	25.1
3. Acceptable	8.9	9.1	8.6	9.8	4.3	9.3	13.1	5.5	8.5	10.2	4.9	9.8	9.0	6.3	8.1	6.3
4. Desirable	3.8	5.9	1.6	3.5	1.6	2.9	3.8	4.1	4.3	2.9	6.6	2.6	3.2	5.1	5.6	5.7
<i>Item 6210 Subject C05, D04</i>	<i>N</i> 2469	1168	1221	1668	262	522	650	840	457	1835	490	1152	531	252	429	53
A09: Imagine you are married and have one or more pre-school children. How would you feel about each of the following working arrangements?																
A09A: Husband works full-time, wife doesn't work																
1. Not at all acceptable	14.4	11.3	17.1	11.3	29.8	15.1	12.8	16.3	12.6	12.2	20.2	14.0	13.8	13.4	13.2	35.3
2. Somewhat acceptable	24.1	21.8	26.3	21.5	31.3	23.9	26.5	21.8	25.1	23.6	25.5	23.0	26.4	28.8	21.6	27.6
3. Acceptable	38.0	40.8	35.6	40.3	25.9	36.8	39.0	36.0	41.9	39.6	33.8	36.8	40.7	35.8	41.9	20.1
4. Desirable	23.4	26.2	21.1	26.9	13.0	24.3	21.8	25.9	20.3	24.6	20.6	26.2	19.1	22.0	23.2	16.9
<i>Item 6220 Subject C05, D04</i>	<i>N</i> 2473	1169	1222	1669	267	526	649	839	458	1841	490	1158	533	252	429	53

QUESTIONNAIRE FORM 2 2004	TOTAL	SEX		RACE		REGION				COLLEGE PLANS?		ILLICIT DRUG USE: LIFETIME				
		M	F	White	Black	NE	NC	S	W	Yes	No	None	Mari- juana Only	Few Pills	More Pills	Any Her- oin
<i>N (Weighted No. of Cases):</i>	2519	1181	1239	1688	273	536	664	856	463	1862	498	1174	539	254	433	54
<i>% of Weighted Total:</i>	100.0	46.9	49.2	67.0	10.8	21.3	26.4	34.0	18.4	73.9	19.8	46.6	21.4	10.1	17.2	2.2
A09B: Husband works full-time, wife works about half-time																
1. Not at all acceptable	5.4	6.3	4.3	5.0	6.1	5.3	5.4	6.1	4.2	5.0	6.0	5.8	5.4	4.0	3.7	9.7
2. Somewhat acceptable	25.3	28.6	21.6	23.5	31.7	23.4	23.4	25.9	28.8	23.4	31.5	25.3	24.5	26.2	24.8	19.6
3. Acceptable	55.4	52.4	58.7	56.4	51.5	58.8	57.3	53.7	52.1	57.3	48.2	55.4	56.5	53.8	57.5	53.7
4. Desirable	13.9	12.6	15.3	15.1	10.8	12.6	13.9	14.3	14.9	14.3	14.3	13.5	13.7	16.0	14.0	17.0
<i>Item 6230 Subject C05, D04</i>	<i>N</i> 2475	1170	1223	1672	267	526	650	841	458	1844	490	1158	534	252	431	53
A09C: Both work full-time																
1. Not at all acceptable	40.0	42.0	38.1	39.4	37.0	39.9	38.7	39.8	42.5	40.8	37.9	40.1	39.3	38.1	44.0	25.5
2. Somewhat acceptable	26.9	27.1	27.7	29.2	19.8	29.3	26.5	25.2	27.9	27.7	25.6	26.0	28.8	28.2	25.5	40.1
3. Acceptable	23.7	21.0	25.5	23.3	28.9	20.9	25.9	25.1	20.9	23.3	24.5	23.8	23.0	26.0	23.5	20.4
4. Desirable	9.4	9.9	8.7	8.1	14.4	9.9	8.9	9.8	8.7	8.2	12.0	10.1	8.9	7.6	7.0	14.0
<i>Item 6240 Subject C05, D04</i>	<i>N</i> 2463	1169	1213	1663	265	520	652	835	456	1834	491	1157	532	252	422	53
A09D: Both work about half-time																
1. Not at all acceptable	24.2	26.9	20.7	21.3	27.8	24.1	19.7	29.1	21.7	22.2	28.4	24.3	24.8	21.3	24.7	25.5
2. Somewhat acceptable	36.2	39.3	33.6	38.2	36.7	36.5	37.5	35.6	35.2	37.1	33.8	38.3	33.0	39.4	34.3	33.9
3. Acceptable	30.7	26.9	34.9	31.9	27.6	31.0	33.9	28.2	30.6	32.0	27.3	29.8	33.6	29.1	30.2	31.7
4. Desirable	8.9	7.0	10.8	8.6	7.9	8.4	8.9	7.1	12.5	8.7	10.5	7.7	8.6	10.2	10.8	8.9
<i>Item 6250 Subject C05, D04</i>	<i>N</i> 2452	1158	1212	1658	263	525	641	831	454	1826	486	1150	527	249	425	53
A09E: Husband works about half-time, wife works full-time																
1. Not at all acceptable	38.1	42.4	33.7	34.3	47.0	34.3	29.8	48.6	35.0	35.2	45.6	38.9	33.9	41.5	37.1	45.7
2. Somewhat acceptable	32.4	33.7	31.4	34.0	31.4	35.4	32.7	29.2	34.3	33.9	28.3	31.4	35.3	31.9	34.4	16.2
3. Acceptable	25.6	20.2	31.3	27.7	19.4	27.6	31.7	19.0	26.6	27.2	21.7	25.6	27.3	23.6	25.1	32.5
4. Desirable	3.9	3.7	3.6	4.0	2.2	2.6	5.7	3.1	4.1	3.7	4.4	4.1	3.5	2.9	3.4	5.6
<i>Item 6260 Subject C05, D04</i>	<i>N</i> 2472	1170	1221	1670	267	526	650	839	457	1842	490	1158	533	252	429	53
A09F: Husband doesn't work, wife works full-time																
1. Not at all acceptable	57.4	59.0	55.6	52.9	72.7	51.3	50.9	69.4	51.8	54.2	66.3	56.7	55.1	62.9	59.0	61.2
2. Somewhat acceptable	19.5	18.4	21.2	21.6	13.3	20.7	24.5	14.0	21.4	21.3	15.0	20.1	19.5	20.8	17.4	19.9
3. Acceptable	17.9	16.2	19.6	20.3	11.7	21.8	20.7	12.4	19.6	19.9	12.4	18.3	20.9	12.5	17.6	10.7
4. Desirable	5.1	6.5	3.6	5.2	2.4	6.2	3.9	4.2	7.2	4.7	6.3	4.9	4.4	3.8	6.0	8.1
<i>Item 6270 Subject C05, D04</i>	<i>N</i> 2470	1167	1221	1667	267	526	648	840	457	1839	490	1158	532	252	428	53
A10: Imagine you are married and have one or more pre-school children. Imagine also that the husband is working full-time and the wife does not have a job outside the home.																
How would you feel about each of these arrangements for the day-to-day care of the child(ren)?																
A10A: Wife does all child care																
1. Not at all acceptable	30.1	24.0	35.7	28.6	35.0	29.8	30.2	30.0	30.5	29.5	30.7	30.1	31.8	30.3	29.6	25.4
2. Somewhat acceptable	28.5	28.2	29.2	28.2	29.4	27.4	30.1	28.9	26.8	29.1	27.3	29.0	29.0	29.9	24.9	32.4
3. Acceptable	29.6	32.7	26.4	30.8	24.4	32.4	28.1	28.8	30.0	29.9	29.1	30.3	29.9	26.9	28.9	26.5
4. Desirable	11.8	15.2	8.7	12.4	11.3	10.3	11.6	12.4	12.7	11.5	13.0	10.6	9.3	12.9	16.6	15.7
<i>Item 6280 Subject D04</i>	<i>N</i> 2470	1170	1219	1669	266	526	652	835	457	1840	491	1159	532	252	427	53
A10B: Wife does most of it																
1. Not at all acceptable	11.8	10.5	12.1	7.9	21.4	11.2	8.5	15.4	10.9	10.0	15.6	13.3	10.3	10.4	10.4	8.9
2. Somewhat acceptable	28.5	24.6	32.6	26.8	32.6	27.7	32.3	26.8	27.4	27.5	31.8	25.5	34.3	36.1	24.0	24.3
3. Acceptable	47.5	49.9	45.8	51.6	38.5	50.1	47.0	45.8	48.3	49.8	42.0	48.5	44.6	43.3	53.2	48.5
4. Desirable	12.2	14.9	9.6	13.7	7.6	11.1	12.3	12.0	13.5	12.6	10.6	12.7	10.8	10.2	12.4	18.4
<i>Item 6290 Subject D04</i>	<i>N</i> 2470	1166	1223	1670	265	526	650	838	456	1840	490	1157	532	252	430	51

QUESTIONNAIRE FORM 2 2004	TOTAL	SEX		RACE		REGION				COLLEGE PLANS?		ILLICIT DRUG USE: LIFETIME					
		M	F	White	Black	NE	NC	S	W	Yes	No	None	Mari- juana Only	Few Pills	More Pills	Any Her- oin	
<i>N (Weighted No. of Cases):</i>	2519	1181	1239	1688	273	536	664	856	463	1862	498	1174	539	254	433	54	
<i>% of Weighted Total:</i>	100.0	46.9	49.2	67.0	10.8	21.3	26.4	34.0	18.4	73.9	19.8	46.6	21.4	10.1	17.2	2.2	
A10C: Both do it equally																	
1. Not at all acceptable	4.1	5.6	2.4	3.8	3.1	4.6	4.0	3.5	4.8	3.3	7.0	4.3	4.0	2.5	4.2	9.1	
2. Somewhat acceptable	15.5	18.6	12.3	16.1	11.4	16.4	14.6	15.9	15.3	15.2	17.1	14.7	13.4	19.4	16.4	29.5	
3. Acceptable	37.7	40.5	35.1	37.0	43.4	39.1	36.2	36.5	40.5	37.9	35.7	37.2	38.2	36.8	39.8	37.6	
4. Desirable	42.6	35.3	50.1	43.1	42.1	40.0	45.2	44.1	39.4	43.6	40.1	43.9	44.5	41.3	39.7	23.9	
<i>Item 6300 Subject D04</i>	<i>N</i>	<i>2466</i>	<i>1165</i>	<i>1219</i>	<i>1664</i>	<i>265</i>	<i>526</i>	<i>649</i>	<i>834</i>	<i>457</i>	<i>1836</i>	<i>489</i>	<i>1157</i>	<i>531</i>	<i>253</i>	<i>425</i>	<i>51</i>
A10D: Husband does most of it																	
1. Not at all acceptable	37.3	36.0	38.5	34.3	42.0	40.7	34.4	39.0	34.4	37.1	37.0	37.6	35.7	35.6	37.7	51.4	
2. Somewhat acceptable	42.2	41.6	43.4	44.3	36.2	39.1	41.2	42.7	46.2	43.6	38.7	41.2	45.8	49.7	39.4	30.7	
3. Acceptable	18.4	20.7	15.6	19.7	19.9	18.0	22.5	16.0	17.4	17.7	21.5	19.7	16.5	12.9	20.3	14.0	
4. Desirable	2.1	1.7	2.5	1.8	1.9	2.2	1.9	2.3	2.0	1.6	2.8	1.6	2.0	1.8	2.6	3.9	
<i>Item 6310 Subject D04</i>	<i>N</i>	<i>2460</i>	<i>1164</i>	<i>1215</i>	<i>1663</i>	<i>264</i>	<i>526</i>	<i>649</i>	<i>830</i>	<i>456</i>	<i>1835</i>	<i>488</i>	<i>1154</i>	<i>529</i>	<i>251</i>	<i>426</i>	<i>52</i>
A10E: Husband does all of it																	
1. Not at all acceptable	71.9	69.6	74.8	71.0	71.3	72.0	68.4	75.5	70.4	72.7	68.7	70.3	74.0	71.6	75.1	78.1	
2. Somewhat acceptable	17.7	19.8	15.6	18.6	17.3	13.9	19.9	16.5	21.3	17.5	19.9	19.1	17.3	20.5	12.4	15.1	
3. Acceptable	8.0	8.7	6.6	8.3	8.0	12.0	8.6	5.4	7.0	7.7	8.2	8.1	7.2	5.9	9.0	2.6	
4. Desirable	2.4	1.9	2.9	2.1	3.4	2.2	3.2	2.6	1.3	2.0	3.2	2.5	1.5	2.0	3.4	4.1	
<i>Item 6320 Subject D04</i>	<i>N</i>	<i>2460</i>	<i>1164</i>	<i>1215</i>	<i>1663</i>	<i>265</i>	<i>526</i>	<i>649</i>	<i>829</i>	<i>456</i>	<i>1836</i>	<i>487</i>	<i>1154</i>	<i>530</i>	<i>250</i>	<i>426</i>	<i>51</i>
The next section of this questionnaire is about government and public affairs.																	
A11: Some people think about what's going on in government very often, and others are not that interested. How much of an interest do you take in government and current events?																	
1. No interest at all	8.4	8.4	8.1	8.5	9.4	6.3	8.0	10.5	7.4	5.8	16.6	7.3	9.5	9.9	7.6	13.5	
2. Very little interest	18.5	14.9	21.5	19.0	14.3	19.4	20.6	17.0	17.0	17.0	23.0	17.0	19.0	21.1	19.3	22.5	
3. Some interest	45.7	44.3	47.3	44.4	52.7	48.3	45.2	43.7	47.0	45.6	45.3	47.0	44.3	44.9	43.5	46.3	
4. A lot of interest	18.4	20.8	16.5	18.4	16.9	18.4	14.8	20.1	20.5	21.0	10.5	19.8	17.8	16.8	18.4	10.8	
5. A very great interest	9.1	11.7	6.6	9.7	6.7	7.6	11.4	8.7	8.2	10.7	4.6	8.9	9.4	7.4	11.1	6.8	
<i>Item 6330 Subject H01, Q08</i>	<i>N</i>	<i>2477</i>	<i>1171</i>	<i>1225</i>	<i>1676</i>	<i>265</i>	<i>525</i>	<i>652</i>	<i>842</i>	<i>458</i>	<i>1846</i>	<i>492</i>	<i>1158</i>	<i>533</i>	<i>254</i>	<i>430</i>	<i>52</i>
A12: Do you think some of the people running the government are crooked or dishonest?																	
1. Most of them are crooked or dishonest	19.1	18.9	19.2	17.8	21.1	21.4	18.6	17.0	21.1	17.9	21.8	14.7	19.3	20.0	27.4	28.9	
2. Quite a few are	35.8	34.6	37.3	35.2	41.1	37.5	32.9	38.3	33.3	36.9	35.5	35.8	36.9	38.2	33.5	45.8	
3. Some are	40.4	40.6	39.9	42.0	34.9	36.1	44.4	40.1	40.4	40.9	36.6	44.5	39.7	38.4	34.3	18.8	
4. Hardly any are	4.2	5.4	3.0	4.6	1.9	4.6	4.0	4.3	3.9	4.1	4.9	4.4	3.5	3.3	4.7	5.6	
5. None at all are crooked or dishonest	0.5	0.5	0.5	0.5	1.0	0.4	0.2	0.3	1.3	0.3	1.3	0.7	0.5	-	0.2	0.8	
<i>Item 6340 Subject H04, K01</i>	<i>N</i>	<i>2474</i>	<i>1170</i>	<i>1222</i>	<i>1670</i>	<i>265</i>	<i>525</i>	<i>649</i>	<i>844</i>	<i>456</i>	<i>1845</i>	<i>490</i>	<i>1154</i>	<i>531</i>	<i>254</i>	<i>431</i>	<i>54</i>
A13: Do you think the government wastes much of the money we pay in taxes?																	
1. Nearly all tax money is wasted	10.4	10.0	10.7	9.4	14.0	8.1	9.1	11.6	12.6	7.6	19.6	8.5	10.3	10.2	13.2	17.5	
2. A lot of tax money is wasted	45.2	44.0	46.9	45.0	45.8	45.9	45.4	42.6	48.9	45.3	44.6	42.9	45.0	53.9	46.4	49.1	
3. Some tax money is wasted	36.0	36.6	34.7	36.9	33.2	39.5	35.5	36.2	32.4	38.4	27.4	38.9	37.3	28.5	33.3	27.4	
4. A little tax money wasted	7.3	7.8	6.8	7.6	6.6	6.0	9.0	7.7	5.6	7.6	6.7	7.9	6.5	7.2	6.9	6.0	
5. No tax money is wasted	1.1	1.5	0.8	1.1	0.4	0.5	1.0	1.9	0.6	1.0	1.7	1.8	0.9	0.3	0.2	-	
<i>Item 6350 Subject H04, K01</i>	<i>N</i>	<i>2464</i>	<i>1168</i>	<i>1215</i>	<i>1664</i>	<i>265</i>	<i>523</i>	<i>648</i>	<i>839</i>	<i>455</i>	<i>1835</i>	<i>491</i>	<i>1146</i>	<i>531</i>	<i>254</i>	<i>430</i>	<i>54</i>
A14: How much of the time do you think you can trust the government in Washington to do what is right?																	
1. Almost always	7.1	8.1	6.3	8.0	2.0	4.9	9.5	7.9	4.9	7.2	6.4	7.8	8.0	5.3	6.2	3.4	
2. Often	33.4	36.6	31.5	38.6	19.1	34.5	31.6	33.4	34.7	35.3	28.3	34.6	31.1	38.8	32.8	20.6	
3. Sometimes	43.4	38.7	46.6	39.9	54.4	46.4	41.6	42.5	44.2	43.7	42.1	44.9	43.9	38.1	41.4	41.6	
4. Seldom	12.5	12.6	12.5	11.6	17.5	11.1	15.0	11.9	11.9	11.1	17.2	9.5	13.7	14.4	16.4	23.3	
5. Never	3.5	4.0	3.1	2.0	7.1	3.0	2.4	4.2	4.3	2.7	6.0	3.2	3.4	3.3	3.3	11.1	
<i>Item 6360 Subject H04, K01</i>	<i>N</i>	<i>2469</i>	<i>1168</i>	<i>1219</i>	<i>1668</i>	<i>265</i>	<i>522</i>	<i>649</i>	<i>843</i>	<i>454</i>	<i>1841</i>	<i>490</i>	<i>1152</i>	<i>531</i>	<i>252</i>	<i>430</i>	<i>54</i>

QUESTIONNAIRE FORM 2 2004	TOTAL	SEX		RACE		REGION				COLLEGE PLANS?		ILLICIT DRUG USE: LIFETIME					
		M	F	White	Black	NE	NC	S	W	Yes	No	None	Mari- juana Only	Few Pills	More Pills	Any Her- oin	
<i>N (Weighted No. of Cases):</i>	2519	1181	1239	1688	273	536	664	856	463	1862	498	1174	539	254	433	54	
<i>% of Weighted Total:</i>	100.0	46.9	49.2	67.0	10.8	21.3	26.4	34.0	18.4	73.9	19.8	46.6	21.4	10.1	17.2	2.2	
A15: Do you feel that the people running the government are smart people who usually know what they are doing?																	
1. They almost always know what they are doing	12.5	13.1	12.0	13.8	7.2	9.6	13.9	13.0	12.8	13.4	8.4	14.2	10.7	8.6	13.9	4.6	
2. They usually know what they are doing	47.6	47.0	48.8	51.9	35.1	53.3	45.7	47.1	44.6	48.9	44.5	46.3	50.8	51.3	46.5	39.1	
3. They sometimes know what they are doing	30.6	28.8	31.7	26.6	44.0	27.9	30.1	31.2	33.3	30.0	33.7	31.0	30.1	31.5	27.5	42.5	
4. They seldom know what they are doing	7.6	8.5	6.5	6.3	12.2	7.5	9.4	7.1	6.3	6.4	10.8	6.8	7.5	6.7	10.0	6.5	
5. They never know what they are doing	1.7	2.5	0.9	1.3	1.5	1.6	0.9	1.7	3.1	1.4	2.6	1.7	0.9	1.9	2.2	7.3	
<i>Item 6370 Subject H04, K01</i>	<i>N</i>	<i>2468</i>	<i>1168</i>	<i>1221</i>	<i>1668</i>	<i>264</i>	<i>525</i>	<i>648</i>	<i>842</i>	<i>454</i>	<i>1843</i>	<i>491</i>	<i>1154</i>	<i>528</i>	<i>254</i>	<i>431</i>	<i>54</i>
A16: Would you say the government is pretty much run for a few big interests looking out for themselves, or is it run for the benefit of all the people?																	
1. Nearly always run for a few big interests	11.1	11.2	11.0	10.7	11.2	9.1	12.2	11.3	11.5	9.8	15.3	8.8	11.2	12.0	15.7	10.9	
2. Usually run for a few big interests	25.4	26.6	24.1	25.3	21.1	27.0	25.5	22.1	29.5	24.8	27.1	24.0	26.0	33.2	22.3	33.2	
3. Run some for the big interests, some for the people	47.0	43.2	50.5	45.0	56.1	47.4	45.1	49.2	45.3	48.3	43.9	48.3	47.4	41.9	47.9	45.6	
4. Usually run for the benefit of all the people	13.8	15.6	12.5	16.1	9.3	14.4	14.1	14.7	11.2	14.7	10.5	16.2	12.6	11.7	12.0	4.9	
5. Nearly always run for the benefit of all the people	2.6	3.4	1.9	2.8	2.3	2.0	3.0	2.8	2.5	2.3	3.2	2.8	2.8	1.3	2.1	5.5	
<i>Item 6380 Subject H04, K01</i>	<i>N</i>	<i>2457</i>	<i>1168</i>	<i>1213</i>	<i>1667</i>	<i>256</i>	<i>517</i>	<i>647</i>	<i>841</i>	<i>452</i>	<i>1833</i>	<i>488</i>	<i>1142</i>	<i>529</i>	<i>254</i>	<i>431</i>	<i>54</i>
A17: Have you ever done, or do you plan to do, the following things?																	
A17A: Vote in a public election																	
1. I probably won't do this	5.6	5.9	4.8	4.5	7.7	6.1	5.0	5.9	5.3	3.3	12.7	5.3	4.2	4.1	6.3	12.8	
2. Don't know	9.7	10.4	8.7	7.4	8.3	9.9	7.0	10.7	11.6	7.6	14.8	10.6	8.4	7.5	9.3	16.6	
3. I probably will do this	75.5	72.4	79.4	77.7	75.6	77.5	74.8	74.2	76.6	79.5	64.9	75.3	78.8	80.0	72.1	67.0	
4. I have already done this	9.2	11.2	7.1	10.4	8.4	6.4	13.2	9.2	6.5	9.6	7.6	8.8	8.6	8.4	12.3	3.6	
<i>Item 6390 Subject H05, I02</i>	<i>N</i>	<i>2475</i>	<i>1171</i>	<i>1223</i>	<i>1674</i>	<i>264</i>	<i>524</i>	<i>652</i>	<i>843</i>	<i>456</i>	<i>1845</i>	<i>491</i>	<i>1156</i>	<i>533</i>	<i>254</i>	<i>431</i>	<i>53</i>
A17B: Write to public officials																	
1. I probably won't do this	32.4	31.3	33.3	31.3	35.4	33.1	28.8	36.3	29.5	27.9	47.6	30.9	34.3	33.3	34.2	24.2	
2. Don't know	41.6	42.1	41.5	41.7	43.1	42.6	41.4	39.7	44.0	44.0	35.5	43.2	41.3	42.6	37.2	48.7	
3. I probably will do this	13.7	14.4	12.5	13.4	14.4	13.5	11.6	15.0	14.7	14.1	10.5	14.7	11.7	10.6	15.0	10.8	
4. I have already done this	12.3	12.1	12.7	13.5	7.0	10.8	18.2	9.0	11.8	13.9	6.4	11.3	12.8	13.5	13.6	16.3	
<i>Item 6400 Subject H05, I02</i>	<i>N</i>	<i>2474</i>	<i>1170</i>	<i>1224</i>	<i>1673</i>	<i>264</i>	<i>525</i>	<i>650</i>	<i>843</i>	<i>456</i>	<i>1845</i>	<i>491</i>	<i>1155</i>	<i>533</i>	<i>254</i>	<i>431</i>	<i>53</i>
A17C: Give money to a political candidate or cause																	
1. I probably won't do this	44.4	48.4	40.9	44.1	43.4	45.2	44.7	43.3	45.0	41.3	55.9	42.1	41.9	47.3	49.9	57.0	
2. Don't know	40.0	36.4	43.7	41.0	39.4	38.5	43.3	37.9	41.0	41.3	36.2	42.9	41.0	38.5	35.5	23.6	
3. I probably will do this	12.8	12.4	12.8	12.1	15.3	14.3	9.8	14.7	11.9	14.8	5.4	12.9	13.2	10.2	12.6	15.8	
4. I have already done this	2.8	2.8	2.6	2.8	1.8	2.0	2.2	4.1	2.1	2.6	2.5	2.1	3.9	3.9	2.1	3.5	
<i>Item 6410 Subject H05, I02</i>	<i>N</i>	<i>2463</i>	<i>1165</i>	<i>1222</i>	<i>1672</i>	<i>261</i>	<i>520</i>	<i>647</i>	<i>841</i>	<i>455</i>	<i>1839</i>	<i>488</i>	<i>1150</i>	<i>532</i>	<i>253</i>	<i>430</i>	<i>53</i>
A17D: Work in a political campaign																	
1. I probably won't do this	58.3	58.6	58.1	60.6	52.6	59.6	60.7	55.7	57.8	54.9	70.7	56.4	55.6	60.8	62.6	69.0	
2. Don't know	32.1	32.3	32.0	30.6	35.4	30.2	30.7	32.6	35.1	34.5	23.6	34.3	31.8	33.0	29.0	21.3	
3. I probably will do this	7.2	7.0	7.2	6.1	10.0	7.8	5.7	8.8	6.1	8.0	4.0	7.4	8.9	4.6	6.0	9.8	
4. I have already done this	2.4	2.1	2.7	2.7	2.0	2.3	3.0	2.9	1.0	2.6	1.6	1.9	3.7	1.6	2.5	-	
<i>Item 6420 Subject H05, I02</i>	<i>N</i>	<i>2468</i>	<i>1170</i>	<i>1219</i>	<i>1672</i>	<i>261</i>	<i>522</i>	<i>649</i>	<i>840</i>	<i>456</i>	<i>1839</i>	<i>491</i>	<i>1152</i>	<i>531</i>	<i>254</i>	<i>430</i>	<i>54</i>
A17E: Participate in a lawful demonstration																	
1. I probably won't do this	40.9	42.6	39.3	41.6	36.9	41.6	39.6	43.8	36.5	37.2	54.3	41.7	40.3	35.9	41.9	38.7	
2. Don't know	39.8	38.1	41.5	40.3	36.0	40.1	40.5	37.0	43.7	41.0	36.0	40.7	39.8	43.4	36.6	39.9	
3. I probably will do this	15.1	14.6	15.3	13.4	24.9	15.6	14.7	15.3	14.6	17.0	7.8	14.0	14.8	17.0	17.0	14.4	
4. I have already done this	4.2	4.7	3.8	4.7	2.2	2.7	5.3	3.9	5.1	4.8	1.9	3.6	5.1	3.7	4.6	7.1	
<i>Item 6430 Subject H05, I02</i>	<i>N</i>	<i>2470</i>	<i>1169</i>	<i>1221</i>	<i>1672</i>	<i>262</i>	<i>523</i>	<i>649</i>	<i>842</i>	<i>456</i>	<i>1843</i>	<i>489</i>	<i>1154</i>	<i>533</i>	<i>254</i>	<i>431</i>	<i>53</i>

DESCRIPTIVE RESULTS: 2004

111

QUESTIONNAIRE FORM 2 2004	TOTAL	SEX		RACE		REGION				COLLEGE PLANS?		ILLICIT DRUG USE: LIFETIME				
		M	F	White	Black	NE	NC	S	W	Yes	No	None	Mari- juana Only	Few Pills	More Pills	Any Her- oin
<i>N (Weighted No. of Cases):</i>	2519	1181	1239	1688	273	536	664	856	463	1862	498	1174	539	254	433	54
<i>% of Weighted Total:</i>	100.0	46.9	49.2	67.0	10.8	21.3	26.4	34.0	18.4	73.9	19.8	46.6	21.4	10.1	17.2	2.2
A17F: Boycott certain products or stores																
1. I probably won't do this	40.0	40.9	39.3	40.5	36.7	40.3	38.6	42.0	38.1	37.3	49.8	40.9	39.2	40.7	39.2	33.5
2. Don't know	37.3	36.1	38.9	37.2	39.9	37.7	37.5	38.7	33.9	38.8	32.9	38.9	38.6	35.5	32.9	37.4
3. I probably will do this	14.5	14.8	13.6	13.7	18.0	15.1	14.7	12.4	17.4	15.0	11.8	12.7	14.4	17.2	17.2	14.3
4. I have already done this	8.2	8.1	8.2	8.6	5.4	6.9	9.1	7.0	10.6	8.9	5.5	7.5	7.8	6.6	10.7	14.9
<i>Item 6440 Subject H05, I02</i>	<i>N 2471</i>	<i>1171</i>	<i>1219</i>	<i>1674</i>	<i>260</i>	<i>521</i>	<i>652</i>	<i>842</i>	<i>456</i>	<i>1842</i>	<i>489</i>	<i>1153</i>	<i>533</i>	<i>254</i>	<i>431</i>	<i>52</i>
A18: How much do you agree or disagree with each of the following statements?																
A18A: The U.S. should begin a gradual program of disarming whether other countries do or not																
1. Disagree	29.8	42.0	18.7	33.2	17.0	31.2	29.3	31.1	26.6	30.7	29.7	31.3	27.0	28.0	31.5	25.0
2. Mostly disagree	16.5	16.8	16.3	18.0	13.9	16.7	16.5	16.0	17.2	17.6	12.1	17.1	15.8	15.0	17.3	11.9
3. Neither	34.8	24.6	44.2	31.7	43.5	32.6	35.1	35.4	35.7	33.5	37.6	33.3	37.5	39.4	33.8	29.9
4. Mostly agree	12.8	11.5	14.1	12.5	17.2	13.1	14.9	10.7	13.6	12.6	13.8	12.8	13.4	12.8	10.2	21.8
5. Agree	6.0	5.1	6.7	4.7	8.4	6.4	4.1	6.8	7.0	5.6	6.7	5.4	6.2	4.8	7.2	11.4
<i>Item 6450 Subject H02, L03</i>	<i>N 2450</i>	<i>1166</i>	<i>1203</i>	<i>1660</i>	<i>256</i>	<i>519</i>	<i>643</i>	<i>838</i>	<i>450</i>	<i>1828</i>	<i>487</i>	<i>1141</i>	<i>526</i>	<i>254</i>	<i>426</i>	<i>54</i>
A18B: There may be times when the U.S. should go to war to protect the rights of other countries																
1. Disagree	11.0	11.2	10.6	8.5	16.1	10.9	10.3	10.0	14.1	9.3	14.7	10.4	10.1	8.5	12.7	23.9
2. Mostly disagree	16.5	15.0	17.4	15.7	17.9	21.1	13.2	15.1	18.7	16.7	15.9	14.8	15.4	20.7	19.9	13.3
3. Neither	21.0	18.8	22.6	20.5	21.4	18.0	21.0	21.8	23.1	19.8	24.8	18.6	21.3	23.6	23.6	28.7
4. Mostly agree	32.5	30.4	35.4	34.6	28.7	33.5	35.9	30.9	29.5	34.4	26.7	33.8	37.2	26.8	29.2	25.3
5. Agree	19.0	24.6	13.9	20.7	15.8	16.6	19.7	22.2	14.6	19.8	17.9	22.4	16.0	20.5	14.6	8.9
<i>Item 5690 Subject H02, L03</i>	<i>N 2457</i>	<i>1167</i>	<i>1209</i>	<i>1662</i>	<i>258</i>	<i>520</i>	<i>645</i>	<i>842</i>	<i>451</i>	<i>1832</i>	<i>490</i>	<i>1145</i>	<i>527</i>	<i>254</i>	<i>428</i>	<i>54</i>
A18C: The U.S. should be willing to go to war to protect its own economic interests																
1. Disagree	8.2	8.8	7.7	7.0	8.7	8.6	6.3	6.0	14.7	7.8	9.0	7.2	7.1	7.0	11.5	18.5
2. Mostly disagree	11.8	12.9	10.1	10.8	9.8	11.6	11.6	9.9	15.7	12.2	10.0	12.8	10.6	11.3	9.3	13.6
3. Neither	25.0	21.2	28.5	24.7	18.6	22.3	25.4	25.3	26.9	25.4	24.1	24.8	26.0	25.8	23.3	23.3
4. Mostly agree	31.4	29.4	33.8	33.2	32.7	34.9	31.6	31.9	26.3	31.7	31.5	30.8	32.7	30.0	34.3	29.6
5. Agree	23.6	27.7	19.9	24.4	30.1	22.6	25.1	26.9	16.4	22.9	25.4	24.3	23.6	25.8	21.7	15.0
<i>Item 6460 Subject H02, L03</i>	<i>N 2446</i>	<i>1164</i>	<i>1202</i>	<i>1655</i>	<i>258</i>	<i>514</i>	<i>645</i>	<i>837</i>	<i>450</i>	<i>1824</i>	<i>489</i>	<i>1142</i>	<i>524</i>	<i>253</i>	<i>424</i>	<i>54</i>
A18D: The only good reason for the U.S. to go to war is to defend against an attack on our own country																
1. Disagree	9.1	12.8	5.7	9.7	7.5	10.1	9.6	9.1	6.9	9.8	7.4	10.0	9.8	4.8	8.5	4.6
2. Mostly disagree	14.2	15.0	13.4	16.0	6.4	13.2	17.0	12.4	14.6	15.6	9.8	14.9	13.8	12.6	13.8	18.3
3. Neither	16.4	14.7	17.7	17.3	14.2	14.5	15.4	18.5	16.1	15.8	17.4	16.8	16.3	15.3	16.3	18.5
4. Mostly agree	30.4	28.0	33.0	31.2	27.4	30.8	31.1	28.7	31.9	30.7	28.3	28.2	32.2	37.5	30.7	24.0
5. Agree	30.0	29.6	30.1	25.8	44.5	31.4	26.9	31.3	30.4	28.1	37.1	30.2	27.9	29.8	30.6	34.6
<i>Item 6470 Subject H02, L03</i>	<i>N 2454</i>	<i>1166</i>	<i>1208</i>	<i>1660</i>	<i>259</i>	<i>518</i>	<i>646</i>	<i>840</i>	<i>450</i>	<i>1830</i>	<i>490</i>	<i>1147</i>	<i>524</i>	<i>254</i>	<i>427</i>	<i>53</i>
A18E: The U.S. does not need to have greater military power than Russia																
1. Disagree	29.6	37.5	22.3	28.8	38.2	28.6	29.7	34.6	21.5	28.5	33.6	27.2	34.5	29.8	29.6	32.7
2. Mostly disagree	17.9	20.2	15.3	17.9	14.2	18.8	16.3	17.5	20.0	17.7	16.8	19.2	15.3	20.2	15.7	23.3
3. Neither	33.6	23.0	43.7	34.1	35.8	30.1	35.0	34.1	34.4	34.1	33.0	33.9	34.8	31.7	34.4	22.6
4. Mostly agree	10.6	9.8	11.6	10.4	8.6	13.4	11.2	8.6	10.3	11.5	7.8	11.5	8.5	8.9	12.1	6.0
5. Agree	8.3	9.5	7.2	8.8	3.2	9.1	7.8	5.2	13.8	8.2	8.8	8.3	7.0	9.5	8.1	15.5
<i>Item 6480 Subject H02, L03</i>	<i>N 2445</i>	<i>1160</i>	<i>1205</i>	<i>1659</i>	<i>256</i>	<i>516</i>	<i>645</i>	<i>835</i>	<i>449</i>	<i>1824</i>	<i>488</i>	<i>1140</i>	<i>522</i>	<i>254</i>	<i>427</i>	<i>54</i>
A18F: The U.S. ought to have much more military power than any other nation in the world																
1. Disagree	10.7	9.7	11.8	10.2	7.0	7.8	10.7	9.4	16.3	10.6	11.9	9.7	9.8	9.0	14.0	12.6
2. Mostly disagree	12.0	11.5	12.3	12.9	7.6	13.2	13.1	10.2	12.6	14.1	4.8	12.8	9.9	8.9	14.0	13.0
3. Neither	31.8	25.2	37.9	31.5	34.4	29.5	32.6	31.0	34.8	31.9	32.6	31.1	32.8	36.4	30.6	31.0
4. Mostly agree	21.0	21.6	20.9	20.5	18.6	24.2	20.7	20.1	19.2	20.3	22.8	23.3	19.4	21.0	17.5	16.2
5. Agree	24.6	32.1	17.1	24.9	32.4	25.3	22.9	29.3	17.1	23.2	27.9	23.2	28.0	24.7	23.8	27.1
<i>Item 6490 Subject H02, L03</i>	<i>N 2451</i>	<i>1163</i>	<i>1207</i>	<i>1660</i>	<i>257</i>	<i>517</i>	<i>645</i>	<i>840</i>	<i>448</i>	<i>1828</i>	<i>489</i>	<i>1146</i>	<i>522</i>	<i>254</i>	<i>426</i>	<i>54</i>

MONITORING THE FUTURE

QUESTIONNAIRE FORM 2 2004	TOTAL	SEX		RACE		REGION				COLLEGE PLANS?		ILLICIT DRUG USE: LIFETIME				
		M	F	White	Black	NE	NC	S	W	Yes	No	None	Mari- juana Only	Few Pills	More Pills	Any Her- oin
<i>N (Weighted No. of Cases):</i>	2519	1181	1239	1688	273	536	664	856	463	1862	498	1174	539	254	433	54
<i>% of Weighted Total:</i>	100.0	46.9	49.2	67.0	10.8	21.3	26.4	34.0	18.4	73.9	19.8	46.6	21.4	10.1	17.2	2.2
A18G: Our present foreign policy is based on our own narrow economic and power interests																
1. Disagree	4.9	6.3	3.5	4.7	4.8	4.7	4.9	5.8	3.7	4.9	4.8	5.2	4.8	2.8	5.4	5.9
2. Mostly disagree	8.3	11.3	5.3	9.0	5.5	8.4	7.7	9.7	6.7	8.1	8.9	10.2	7.1	6.8	6.0	4.7
3. Neither	49.4	43.8	55.2	51.5	49.3	42.5	53.2	50.7	49.5	47.6	56.4	47.5	53.6	54.8	47.3	46.6
4. Mostly agree	23.7	23.9	23.4	22.7	21.3	28.0	23.9	20.1	25.0	25.1	20.0	25.1	21.3	23.8	23.7	19.3
5. Agree	13.6	14.6	12.6	12.1	19.2	16.5	10.3	13.6	15.1	14.3	9.9	12.1	13.1	11.9	17.6	23.5
<i>Item 6500 Subject H02, L03</i>	<i>N</i> 2434	1158	1196	1651	251	515	638	832	448	1818	483	1134	522	254	426	54
A19: This section deals with activities which may be against the rules or against the law. We hope you will answer all of these questions. However, if you find a question which you cannot answer honestly, we would prefer that you leave it blank. Remember, your answers will never be connected with your name.																
During the LAST 12 MONTHS, how often have you . . .																
A19A: Argued or had a fight with either of your parents (NOTE: This question was omitted in the questionnaires administered in California, beginning in 1997, due to state requirements.)																
1. Not at all	11.8	15.1	7.7	8.5	24.5	10.5	10.1	14.0	11.4	9.7	16.5	16.0	10.2	5.4	5.0	11.0
2. Once	10.7	11.1	10.1	9.8	16.2	7.7	9.7	12.4	13.7	10.2	12.3	12.3	11.8	8.6	6.2	12.7
3. Twice	13.9	15.0	13.2	14.2	13.8	11.1	13.5	13.6	21.4	14.9	12.1	15.2	14.2	16.6	10.2	8.3
4. 3 or 4 times	24.1	23.6	25.0	26.0	15.8	26.0	26.4	22.5	19.8	24.2	25.3	22.8	25.0	28.1	24.8	20.5
5. 5 or more times	39.5	35.3	44.1	41.4	29.8	44.8	40.2	37.5	33.6	41.0	33.7	33.8	38.8	41.4	53.9	47.5
<i>Item 6520 Subject M03, S01</i>	<i>N</i> 2292	1075	1144	1596	261	533	648	845	267	1692	468	1088	492	226	397	50
A19B: Hit an instructor or supervisor																
1. Not at all	96.5	95.7	98.0	97.7	94.4	96.3	97.8	96.0	95.9	97.7	94.8	98.1	97.2	96.1	95.0	78.9
2. Once	1.7	2.0	1.1	1.3	4.1	1.5	0.9	2.2	2.1	1.2	2.8	1.1	1.9	2.5	1.9	9.0
3. Twice	0.9	1.2	0.6	0.7	0.5	1.2	0.8	0.9	0.9	0.5	1.9	0.4	0.3	1.1	2.0	7.0
4. 3 or 4 times	0.3	0.5	0.1	0.1	0.2	0.4	0.3	0.4	0.2	0.3	0.2	*	0.4	-	0.9	-
5. 5 or more times	0.5	0.6	0.2	0.2	0.8	0.7	0.2	0.5	0.9	0.3	0.3	0.3	0.2	0.3	0.2	5.2
<i>Item 6530 Subject M02, S01</i>	<i>N</i> 2488	1174	1232	1683	272	533	653	846	457	1851	496	1171	537	250	432	53
A19C: Gotten into a serious fight in school or at work																
1. Not at all	85.5	83.7	87.9	87.9	78.7	85.2	85.1	87.1	83.2	88.6	77.9	91.1	82.9	83.5	78.8	73.8
2. Once	8.2	9.6	6.8	7.7	10.4	7.7	9.1	8.0	8.0	6.8	12.8	6.1	9.5	10.9	9.7	7.3
3. Twice	4.0	3.6	3.9	2.6	7.2	3.5	4.4	3.5	5.1	3.0	5.7	1.8	5.2	2.6	8.1	3.7
4. 3 or 4 times	1.5	1.9	1.1	1.4	3.1	2.8	0.9	0.9	1.9	1.2	2.3	0.8	1.5	2.8	2.2	7.2
5. 5 or more times	0.8	1.2	0.3	0.5	0.7	0.8	0.5	0.4	1.7	0.4	1.2	0.2	0.9	0.2	1.3	8.0
<i>Item 6540 Subject B07, C01, S01</i>	<i>N</i> 2485	1168	1234	1681	272	531	648	847	457	1846	497	1167	537	251	432	53
A19D: Taken part in a fight where a group of your friends were against another group																
1. Not at all	80.6	77.0	84.6	82.6	75.6	78.0	79.3	83.0	81.0	83.0	75.0	89.1	78.3	70.0	71.2	57.3
2. Once	10.9	12.6	9.5	10.5	12.6	12.0	12.9	9.7	9.2	9.9	13.6	7.0	13.1	15.7	15.3	10.9
3. Twice	4.1	4.9	3.2	3.4	5.7	5.3	3.7	4.0	3.4	3.7	5.6	2.3	3.6	8.1	6.3	11.3
4. 3 or 4 times	2.7	3.5	2.0	2.4	4.0	3.4	2.8	1.8	3.6	2.2	4.0	1.1	2.9	3.4	5.5	7.6
5. 5 or more times	1.7	2.1	0.8	1.0	2.2	1.3	1.4	1.4	2.9	1.2	1.7	0.5	2.1	2.9	1.8	12.8
<i>Item 6550 Subject S01</i>	<i>N</i> 2489	1174	1233	1685	271	533	653	847	455	1851	497	1172	537	251	432	53
A19E: Hurt someone badly enough to need bandages or a doctor																
1. Not at all	87.3	81.0	94.3	88.7	82.1	87.3	87.1	88.5	85.5	89.7	80.5	92.6	88.7	84.4	78.9	57.3
2. Once	7.3	11.0	3.5	7.1	8.8	7.9	7.5	6.5	7.9	6.1	10.9	4.3	7.7	10.1	12.1	15.4
3. Twice	2.9	4.4	1.2	2.6	5.5	3.5	2.3	2.9	3.1	2.2	5.5	1.7	2.1	3.9	3.8	15.3
4. 3 or 4 times	1.4	2.0	0.9	1.0	2.8	0.9	1.8	1.3	1.5	1.4	1.7	0.8	0.8	0.7	4.2	2.1
5. 5 or more times	1.0	1.6	0.1	0.6	0.7	0.4	1.3	0.8	1.9	0.5	1.3	0.6	0.8	1.0	1.0	10.0
<i>Item 6560 Subject S01</i>	<i>N</i> 2490	1175	1234	1684	272	533	653	847	457	1851	497	1172	537	251	432	53

*less than .05 percent.

DESCRIPTIVE RESULTS: 2004

113

QUESTIONNAIRE FORM 2 2004	TOTAL	SEX		RACE		REGION				COLLEGE PLANS?		ILLICIT DRUG USE: LIFETIME				
		M	F	White	Black	NE	NC	S	W	Yes	No	None	Mari- juana Only	Few Pills	More Pills	Any Her- oin
<i>N (Weighted No. of Cases):</i>	2519	1181	1239	1688	273	536	664	856	463	1862	498	1174	539	254	433	54
<i>% of Weighted Total:</i>	100.0	46.9	49.2	67.0	10.8	21.3	26.4	34.0	18.4	73.9	19.8	46.6	21.4	10.1	17.2	2.2
A19F: Used a knife or gun or some other thing (like a club) to get something from a person																
1. Not at all	96.0	94.1	98.1	96.9	95.5	97.7	96.9	95.3	93.9	97.3	92.8	97.9	98.0	95.3	91.2	80.6
2. Once	1.7	2.3	0.9	1.2	2.0	0.9	1.7	1.9	2.2	1.3	2.9	1.1	0.9	2.7	3.6	3.9
3. Twice	0.9	1.2	0.5	0.9	1.0	0.4	0.8	0.8	1.6	0.5	1.7	0.6	-	0.3	2.5	2.8
4. 3 or 4 times	0.5	0.6	0.4	0.3	1.0	0.3	0.3	0.7	0.7	0.2	1.4	0.1	0.3	0.3	1.6	5.1
5. 5 or more times	1.0	1.8	0.1	0.7	0.5	0.8	0.2	1.3	1.7	0.6	1.2	0.3	0.8	1.4	1.1	7.7
<i>Item 6570 Subject S01</i>	<i>N</i> 2487	1173	1233	1682	272	533	651	846	457	1851	496	1171	537	250	432	53
A19G: Taken something not belonging to you worth under \$50																
1. Not at all	70.0	62.7	76.8	69.7	75.2	61.8	74.8	72.4	68.3	71.0	66.7	81.6	72.7	56.6	47.6	33.9
2. Once	14.0	16.9	11.4	14.7	13.4	18.2	12.0	13.2	13.4	13.5	17.4	9.5	13.9	24.8	19.6	20.0
3. Twice	6.7	8.4	5.0	6.5	4.1	8.7	5.1	5.7	8.4	6.3	7.3	4.2	6.2	11.8	9.1	16.3
4. 3 or 4 times	3.7	4.1	3.2	4.0	2.4	4.0	3.7	3.9	3.1	3.8	3.1	2.7	2.6	2.8	8.1	6.5
5. 5 or more times	5.6	7.9	3.6	5.1	4.9	7.4	4.4	4.8	6.8	5.4	5.5	2.0	4.6	4.0	15.6	23.4
<i>Item 6580 Subject S01</i>	<i>N</i> 2477	1163	1233	1673	270	530	648	842	457	1844	493	1168	537	248	427	53
A19H: Taken something not belonging to you worth over \$50																
1. Not at all	88.9	84.3	93.6	90.1	90.6	84.1	92.9	90.5	85.8	90.9	82.5	95.2	91.8	86.6	77.4	41.9
2. Once	4.9	7.5	2.5	4.5	4.5	6.7	3.4	4.0	6.7	4.3	7.3	2.9	4.1	9.2	6.3	20.5
3. Twice	2.6	3.2	1.8	2.3	2.0	4.0	1.7	2.3	2.8	1.8	4.9	0.6	1.9	0.7	7.2	16.7
4. 3 or 4 times	1.5	1.6	1.4	1.4	1.8	1.6	1.0	1.7	1.9	1.2	2.5	0.6	0.6	1.0	4.7	7.9
5. 5 or more times	2.1	3.4	0.7	1.8	1.1	3.6	1.0	1.5	2.8	1.7	2.9	0.7	1.6	2.5	4.3	13.0
<i>Item 6590 Subject S01</i>	<i>N</i> 2484	1172	1233	1682	272	531	651	847	455	1848	496	1170	537	249	432	53
A19I: Taken something from a store without paying for it																
1. Not at all	72.3	70.8	73.9	73.9	68.7	64.8	75.8	75.2	70.6	74.2	66.2	85.6	69.3	61.7	51.4	41.9
2. Once	12.5	12.2	12.8	12.2	14.3	16.2	13.7	10.0	10.9	12.3	14.0	8.0	14.5	18.4	17.8	10.1
3. Twice	6.3	6.5	6.2	5.7	9.1	7.1	4.2	6.7	7.4	5.2	8.9	3.1	6.8	11.5	9.5	18.8
4. 3 or 4 times	3.7	3.9	3.5	3.6	4.3	4.8	2.4	3.8	4.3	3.5	4.1	2.1	4.0	4.4	6.8	8.1
5. 5 or more times	5.3	6.7	3.7	4.6	3.6	7.1	3.9	4.3	6.8	4.8	6.7	1.2	5.4	4.0	14.5	21.2
<i>Item 6600 Subject S01</i>	<i>N</i> 2480	1167	1232	1679	272	531	650	845	454	1845	495	1167	536	250	430	53
A19J: Taken a car that didn't belong to someone in your family without permission of the owner																
1. Not at all	93.9	92.5	95.7	95.0	91.9	93.9	94.4	94.0	92.9	94.8	91.9	97.4	94.7	91.4	87.8	80.2
2. Once	2.9	3.3	2.3	2.5	2.9	2.7	3.9	2.5	2.3	2.6	3.0	1.6	2.2	3.9	6.0	4.1
3. Twice	1.6	2.0	1.0	1.2	3.6	1.7	0.7	2.1	2.0	1.4	2.4	0.8	1.8	1.7	3.0	7.6
4. 3 or 4 times	0.6	0.7	0.5	0.5	0.7	1.0	0.3	0.5	0.4	0.3	1.3	0.2	0.8	-	1.1	1.0
5. 5 or more times	1.1	1.5	0.5	0.7	0.9	0.8	0.6	0.9	2.3	0.8	1.4	0.1	0.5	3.0	2.2	7.1
<i>Item 6610 Subject S01</i>	<i>N</i> 2488	1175	1232	1685	270	533	653	847	456	1851	497	1171	537	251	432	54
A19K: Taken part of a car without permission of the owner																
1. Not at all	94.7	91.9	98.0	95.6	94.1	94.5	95.9	95.2	92.3	96.4	90.4	98.1	96.5	92.0	89.5	71.2
2. Once	2.7	4.0	1.4	2.5	3.5	3.4	3.2	2.3	2.3	2.2	4.4	1.4	3.0	3.0	4.1	14.9
3. Twice	1.0	1.5	0.3	0.8	1.0	0.3	0.6	0.7	2.6	0.5	2.2	*	0.1	2.0	3.5	2.5
4. 3 or 4 times	0.6	1.1	0.2	0.6	1.0	1.0	0.1	0.5	1.1	0.4	1.4	0.2	-	1.5	1.7	2.6
5. 5 or more times	1.0	1.5	0.1	0.5	0.5	0.8	0.2	1.3	1.7	0.5	1.6	0.3	0.3	1.4	1.1	8.8
<i>Item 6620 Subject S01</i>	<i>N</i> 2483	1175	1229	1683	271	534	653	844	453	1848	496	1169	536	251	430	54
A19L: Gone into some house or building when you weren't supposed to be there																
1. Not at all	75.7	70.8	80.8	74.4	81.4	69.8	77.2	77.3	77.4	76.4	73.0	86.6	75.6	64.0	58.2	39.4
2. Once	11.3	13.3	9.1	12.7	5.3	15.3	11.0	9.2	10.8	11.0	12.1	6.7	11.0	19.5	17.8	21.2
3. Twice	6.5	7.2	5.9	6.5	5.6	7.9	6.0	6.8	5.0	6.7	6.4	3.8	6.0	8.0	13.0	15.2
4. 3 or 4 times	3.0	3.3	2.4	3.3	3.6	4.2	2.6	2.7	2.6	3.1	3.0	1.2	4.1	2.0	6.3	6.2
5. 5 or more times	3.5	5.3	1.8	3.1	4.0	2.8	3.2	4.0	4.2	2.8	5.5	1.7	3.3	6.5	4.7	18.0
<i>Item 6630 Subject S01</i>	<i>N</i> 2483	1171	1231	1680	272	532	648	847	455	1846	496	1168	536	251	430	54

*=less than .05 percent.

MONITORING THE FUTURE

QUESTIONNAIRE FORM 2 2004	TOTAL	SEX		RACE		REGION				COLLEGE PLANS?		ILLICIT DRUG USE: LIFETIME				
		M	F	White	Black	NE	NC	S	W	Yes	No	None	Mari- juana Only	Few Pills	More Pills	Any Her- oin
<i>N (Weighted No. of Cases):</i>	2519	1181	1239	1688	273	536	664	856	463	1862	498	1174	539	254	433	54
<i>% of Weighted Total:</i>	100.0	46.9	49.2	67.0	10.8	21.3	26.4	34.0	18.4	73.9	19.8	46.6	21.4	10.1	17.2	2.2
A19M: Set fire to someone's property on purpose																
1. Not at all	96.5	94.5	98.8	96.8	96.8	96.8	97.3	97.0	93.9	97.7	93.6	98.5	97.6	95.8	93.7	75.7
2. Once	1.8	2.7	0.9	1.7	1.6	1.7	1.4	1.6	2.9	1.3	3.1	0.7	1.6	2.0	3.7	8.1
3. Twice	0.9	1.3	0.3	0.9	0.8	1.0	0.4	0.7	1.6	0.5	1.7	0.4	0.3	2.2	1.2	8.5
4. 3 or 4 times	0.3	0.5	*	0.2	0.5	0.2	0.4	0.2	0.6	0.1	1.0	0.3	-	-	0.2	4.1
5. 5 or more times	0.6	1.0	-	0.3	0.5	0.2	0.6	0.6	1.1	0.4	0.6	0.2	0.6	-	1.2	3.7
<i>Item 6640 Subject S01</i>	<i>N</i> 2488	1175	1233	1685	271	533	652	847	456	1852	497	1172	537	251	431	54
A19N: Damaged school property on purpose																
1. Not at all	86.8	79.9	93.7	86.8	89.9	82.9	89.1	89.2	83.8	88.7	80.2	93.5	89.2	81.2	73.1	60.1
2. Once	6.3	9.8	3.2	6.8	3.6	9.2	5.6	4.7	7.0	5.5	9.5	4.3	3.7	10.5	11.3	17.4
3. Twice	3.2	4.9	1.6	3.2	3.2	4.0	2.7	3.1	3.3	2.9	4.1	1.4	4.4	3.4	6.0	4.4
4. 3 or 4 times	1.2	1.3	0.9	1.0	1.8	1.4	0.7	1.7	1.0	1.0	2.0	0.6	0.8	1.3	3.2	3.8
5. 5 or more times	2.4	4.0	0.6	2.2	1.5	2.5	1.9	1.3	5.0	1.9	4.2	0.1	2.0	3.6	6.4	14.2
<i>Item 6650 Subject B07, S01</i>	<i>N</i> 2481	1168	1233	1679	272	533	648	845	456	1846	497	1168	535	251	430	54
A19O: Damaged property at work on purpose																
1. Not at all	93.8	90.4	97.5	94.0	96.4	93.6	94.5	94.4	91.9	94.9	90.9	97.6	95.6	92.0	85.3	75.7
2. Once	2.7	4.3	1.1	3.1	1.2	3.0	2.6	2.6	2.8	2.4	3.9	1.5	2.8	5.6	4.3	2.6
3. Twice	1.7	2.3	0.8	1.4	1.0	1.3	1.9	1.2	2.5	1.3	2.5	0.3	0.7	1.9	4.5	14.5
4. 3 or 4 times	0.5	1.0	0.2	0.5	0.4	0.8	0.1	0.6	0.8	0.5	0.7	0.3	0.2	-	1.7	3.6
5. 5 or more times	1.3	2.0	0.5	1.0	1.0	1.3	1.0	1.2	2.0	0.9	1.9	0.3	0.8	0.5	4.2	3.6
<i>Item 6660 Subject C01, S01</i>	<i>N</i> 2486	1173	1233	1682	272	533	650	847	455	1850	497	1170	537	251	432	53
A19P: Been arrested and taken to a police station																
1. Not at all	90.8	87.4	94.6	92.0	87.4	91.6	89.9	92.2	88.6	92.8	85.7	97.7	91.1	86.8	80.4	60.0
2. Once	5.2	7.2	3.1	4.9	6.0	5.1	6.5	4.3	5.2	4.5	7.1	1.6	6.1	9.0	9.0	23.4
3. Twice	2.1	2.7	1.4	1.7	3.5	1.9	2.0	2.3	2.3	1.8	3.1	0.5	1.4	1.3	6.7	6.8
4. 3 or 4 times	0.7	0.9	0.5	0.6	1.0	0.7	0.6	0.4	1.5	0.5	1.6	0.1	0.4	1.9	2.2	-
5. 5 or more times	1.1	1.8	0.4	0.8	2.2	0.8	1.0	0.8	2.3	0.5	2.5	0.2	1.0	1.0	1.8	9.8
<i>Item 25880 Subject S01</i>	<i>N</i> 2484	1170	1234	1681	271	532	652	844	456	1849	495	1170	536	251	432	53
A20: The next questions are about some things which may have happened TO YOU.																
During the LAST 12 MONTHS, how often . . .																
A20A: Has something of yours (worth under \$50) been stolen?																
1. Not at all	57.7	55.3	60.1	58.9	51.5	56.1	60.1	55.7	60.1	57.7	57.4	64.9	57.0	50.8	46.6	34.9
2. Once	24.6	24.5	24.7	24.2	25.5	24.9	24.0	25.8	23.0	24.1	27.2	22.6	24.4	30.5	25.7	29.9
3. Twice	10.9	12.2	9.6	10.9	12.4	13.6	8.7	11.3	9.9	11.3	8.2	7.6	11.1	13.7	15.7	25.4
4. 3 or 4 times	5.1	5.8	4.5	4.6	8.6	4.3	5.3	5.4	5.4	5.2	5.7	4.0	5.4	3.5	8.8	7.2
5. 5 or more times	1.6	2.2	1.1	1.4	2.0	1.1	1.9	1.9	1.6	1.7	1.6	0.8	2.1	1.5	3.3	2.7
<i>Item 6680 Subject S03</i>	<i>N</i> 2470	1167	1227	1678	271	530	644	841	454	1842	495	1165	534	250	432	52
A20B: Has something of yours (worth over \$50) been stolen?																
1. Not at all	75.1	70.8	79.4	77.8	62.8	76.2	77.9	72.1	75.5	75.1	76.2	80.8	73.9	73.3	65.6	56.3
2. Once	16.8	18.9	14.8	15.4	24.5	15.5	16.1	18.3	16.3	16.5	17.0	14.1	14.7	19.9	23.1	25.2
3. Twice	5.3	7.1	3.7	4.5	8.4	5.7	4.0	6.5	4.6	5.6	4.2	3.2	8.6	3.7	7.2	8.8
4. 3 or 4 times	2.0	2.2	1.7	1.8	3.6	1.9	0.9	2.5	2.9	2.0	1.8	1.5	1.7	2.9	2.7	7.8
5. 5 or more times	0.8	1.0	0.5	0.5	0.8	0.6	1.1	0.6	0.7	0.8	0.7	0.5	1.1	0.2	1.4	1.8
<i>Item 6690 Subject S03</i>	<i>N</i> 2471	1166	1229	1678	271	532	643	841	455	1843	495	1166	534	251	431	52
A20C: Has someone deliberately damaged your property (your car, clothing, etc.)?																
1. Not at all	69.9	64.0	75.9	70.7	68.5	71.9	71.4	68.4	68.0	71.1	66.3	75.4	71.9	65.1	58.8	44.1
2. Once	19.3	23.2	15.6	19.6	14.7	14.9	19.1	22.3	18.9	18.6	21.3	15.4	16.9	24.7	28.0	30.1
3. Twice	6.4	6.8	5.4	6.1	9.2	6.5	6.4	5.3	8.4	5.8	8.5	6.4	5.2	6.8	6.9	13.6
4. 3 or 4 times	3.1	3.9	2.4	2.6	5.8	5.6	1.6	2.4	3.4	3.3	2.1	2.3	3.5	1.9	4.6	7.5
5. 5 or more times	1.4	2.0	0.7	1.0	1.8	1.0	1.5	1.7	1.3	1.3	1.8	0.6	2.5	1.5	1.7	4.7
<i>Item 6700 Subject S03</i>	<i>N</i> 2471	1165	1229	1678	270	530	644	842	454	1842	495	1164	534	251	432	52

*less than .05 percent.

QUESTIONNAIRE FORM 2 2004	TOTAL	SEX		RACE		REGION				COLLEGE PLANS?		ILLICIT DRUG USE: LIFETIME				
		M	F	White	Black	NE	NC	S	W	Yes	No	None	Mari- juana Only	Few Pills	More Pills	Any Her- oin
<i>N (Weighted No. of Cases):</i>	2519	1181	1239	1688	273	536	664	856	463	1862	498	1174	539	254	433	54
<i>% of Weighted Total:</i>	100.0	46.9	49.2	67.0	10.8	21.3	26.4	34.0	18.4	73.9	19.8	46.6	21.4	10.1	17.2	2.2
A20D: Has someone injured you with a weapon (like a knife, gun, or club)?																
1. Not at all	94.4	91.7	97.3	94.8	94.1	95.6	94.5	94.8	91.9	95.8	90.4	96.6	96.2	94.8	88.7	81.6
2. Once	4.0	5.6	2.3	3.9	2.9	2.5	4.1	4.0	5.7	3.1	6.4	2.5	2.8	4.0	8.6	8.9
3. Twice	1.0	1.6	0.3	0.9	2.2	1.6	0.8	0.6	1.3	0.8	1.4	0.7	0.6	1.2	1.4	1.3
4. 3 or 4 times	0.2	0.3	0.1	0.2	0.8	0.3	0.1	0.2	0.5	0.1	0.7	0.1	-	-	0.6	3.2
5. 5 or more times	0.4	0.7	-	0.2	-	-	0.6	0.4	0.7	0.2	1.0	0.1	0.5	-	0.7	5.1
<i>Item 6710 Subject S03</i>	<i>N</i> 2472	1167	1229	1678	271	531	645	842	454	1844	495	1167	534	251	432	51
A20E: Has someone threatened you with a weapon, but not actually injured you?																
1. Not at all	83.5	77.8	89.4	84.8	78.3	83.8	85.4	81.5	84.2	86.2	74.4	89.6	83.5	82.0	72.7	53.1
2. Once	8.9	10.9	6.9	9.1	7.6	8.2	7.8	10.9	7.5	7.8	12.9	7.2	7.1	11.5	13.2	18.1
3. Twice	4.0	5.7	2.2	3.2	7.2	4.2	4.3	3.7	3.9	3.1	7.3	2.0	5.3	3.9	7.1	10.4
4. 3 or 4 times	1.5	2.1	0.7	1.3	3.4	2.0	0.9	1.5	1.6	1.3	1.5	0.6	1.7	1.2	2.5	2.9
5. 5 or more times	2.2	3.5	0.8	1.6	3.5	1.8	1.7	2.4	2.8	1.6	3.8	0.6	2.3	1.3	4.5	15.5
<i>Item 6720 Subject S03</i>	<i>N</i> 2472	1168	1228	1679	269	531	644	842	454	1843	495	1167	533	251	431	52
A20F: Has someone injured you on purpose without using a weapon?																
1. Not at all	83.7	82.0	85.3	83.7	86.0	81.4	82.2	87.0	82.3	84.6	79.9	87.8	86.7	78.8	72.7	78.7
2. Once	9.2	10.6	8.0	9.3	8.5	9.6	9.6	8.7	9.2	8.3	12.4	8.0	6.6	12.4	13.6	7.4
3. Twice	3.6	3.7	3.4	3.5	3.5	4.4	4.7	2.2	3.6	3.7	3.1	2.0	3.3	5.4	7.0	3.9
4. 3 or 4 times	1.9	1.9	2.0	2.0	0.3	2.6	1.9	1.4	2.0	2.0	1.4	1.6	1.2	1.0	3.8	3.6
5. 5 or more times	1.6	1.9	1.4	1.5	1.8	2.0	1.5	0.8	3.0	1.4	3.2	0.6	2.2	2.5	2.9	6.5
<i>Item 6730 Subject S03</i>	<i>N</i> 2468	1166	1228	1678	271	532	643	838	454	1841	494	1163	534	251	431	51
A20G: Has an unarmed person threatened you with injury, but not actually injured you?																
1. Not at all	74.0	67.5	80.2	74.0	71.6	70.6	73.5	75.4	76.2	74.6	71.7	80.5	75.7	65.4	63.0	53.3
2. Once	11.0	13.1	9.0	10.5	12.5	10.6	11.2	11.1	10.9	11.1	10.9	9.3	9.2	16.0	14.4	13.0
3. Twice	5.7	7.4	4.2	6.0	5.1	7.6	6.2	5.0	4.2	5.3	7.9	3.8	4.9	10.6	7.0	19.2
4. 3 or 4 times	3.8	4.4	3.3	3.8	5.4	5.6	2.8	4.0	2.9	3.8	2.5	3.0	3.8	3.9	5.9	1.5
5. 5 or more times	5.5	7.6	3.3	5.7	5.4	5.7	6.3	4.5	5.9	5.2	7.1	3.4	6.4	4.1	9.8	13.0
<i>Item 6740 Subject S03</i>	<i>N</i> 2468	1166	1228	1678	271	532	644	839	454	1842	494	1162	534	251	432	52
The following questions concern cigarettes, alcohol, and a number of other drugs.																
A21: How difficult do you think it would be for you to get each of the following types of drugs, if you wanted some?																
A21A: Marijuana (pot, weed)																
1. Probably impossible	5.6	4.8	5.6	2.7	13.2	6.3	3.7	7.2	4.5	4.5	8.4	9.3	0.8	3.5	2.2	4.0
2. Very difficult	2.6	2.4	2.7	2.3	1.4	1.8	2.5	2.7	3.3	2.5	2.0	4.1	1.0	2.7	0.6	-
3. Fairly difficult	6.0	5.5	6.5	5.7	6.7	4.6	6.3	7.1	5.2	6.4	4.3	10.1	2.4	3.2	1.4	2.5
4. Fairly easy	22.8	22.7	23.1	24.8	13.9	18.0	29.4	19.9	24.3	23.7	21.8	32.6	17.9	17.3	9.2	8.6
5. Very easy	63.1	64.5	62.1	64.5	64.8	69.2	58.1	63.2	62.7	62.8	63.5	44.0	77.9	73.3	86.7	84.8
<i>Item 6750 Subject A03a</i>	<i>N</i> 2455	1160	1218	1664	269	527	640	834	454	1825	495	1148	534	251	432	53
A21B: LSD																
1. Probably impossible	17.3	16.0	18.1	12.0	40.0	13.4	16.8	21.7	14.2	14.9	24.3	21.3	17.7	13.5	9.6	5.7
2. Very difficult	18.0	20.2	16.0	19.3	15.6	16.5	18.0	17.2	21.3	18.7	15.2	19.6	16.8	17.5	14.9	24.5
3. Fairly difficult	31.7	29.6	34.1	34.1	24.4	33.0	33.7	29.6	31.1	33.3	27.4	29.5	34.2	34.6	33.7	18.2
4. Fairly easy	24.4	23.7	25.5	27.4	10.9	29.2	24.8	21.0	24.2	26.0	21.0	22.1	22.6	25.8	32.0	32.0
5. Very easy	8.7	10.5	6.4	7.2	9.1	7.9	6.7	10.5	9.2	7.1	12.0	7.4	8.6	8.6	9.8	19.5
<i>Item 6760 Subject A03a</i>	<i>N</i> 2400	1140	1187	1634	259	516	630	816	439	1788	486	1114	523	248	428	51
A21C: Some other hallucinogen (mescaline, peyote, "shrooms" or psilocybin, PCP, etc.)																
1. Probably impossible	15.0	12.3	17.0	9.3	41.1	10.0	14.9	20.2	11.3	13.0	20.3	21.0	12.4	12.0	4.7	5.1
2. Very difficult	14.0	14.7	13.6	14.1	14.8	12.8	15.8	12.5	15.9	13.7	13.1	16.6	14.8	12.2	7.3	1.2
3. Fairly difficult	21.6	19.7	23.5	22.0	17.4	22.2	21.6	21.4	21.6	23.1	17.6	23.5	24.2	20.1	16.0	14.6
4. Fairly easy	31.5	31.6	32.1	36.8	12.4	38.1	33.8	26.3	29.9	33.9	27.1	26.9	29.6	37.4	43.0	40.1
5. Very easy	17.9	21.7	13.8	17.8	14.3	17.0	14.0	19.7	21.3	16.3	21.9	11.9	19.0	18.2	29.0	39.0
<i>Item 6770 Subject A03a</i>	<i>N</i> 2420	1145	1201	1641	266	522	632	820	446	1801	490	1126	526	250	431	52

QUESTIONNAIRE FORM 2 2004	TOTAL	SEX		RACE		REGION				COLLEGE PLANS?		ILLICIT DRUG USE: LIFETIME				
		M	F	White	Black	NE	NC	S	W	Yes	No	None	Mari- juana Only	Few Pills	More Pills	Any Her- oin
<i>N (Weighted No. of Cases):</i>	2519	1181	1239	1688	273	536	664	856	463	1862	498	1174	539	254	433	54
<i>% of Weighted Total:</i>	100.0	46.9	49.2	67.0	10.8	21.3	26.4	34.0	18.4	73.9	19.8	46.6	21.4	10.1	17.2	2.2
A21D: Amphetamines (uppers, pep pills, bennies, speed)																
1. Probably impossible	12.3	10.6	13.5	7.7	29.6	9.7	11.2	16.3	9.6	10.6	16.7	17.6	10.2	8.4	3.8	5.7
2. Very difficult	11.7	13.1	10.3	11.7	12.6	14.0	9.1	10.3	15.1	12.1	9.6	14.3	13.1	9.7	3.6	9.6
3. Fairly difficult	20.6	19.2	21.8	21.0	18.9	20.6	24.2	17.0	22.3	22.8	15.0	22.3	25.8	21.4	11.9	6.0
4. Fairly easy	28.2	27.3	29.8	30.7	21.0	29.9	29.3	26.6	27.5	29.4	25.2	28.0	25.8	30.5	31.0	28.9
5. Very easy	27.2	29.7	24.5	28.8	17.9	25.7	26.2	29.8	25.5	25.1	33.5	17.9	25.2	30.0	49.7	49.8
<i>Item 6780 Subject A03a</i>	<i>N 2438</i>	<i>1155</i>	<i>1208</i>	<i>1652</i>	<i>266</i>	<i>521</i>	<i>636</i>	<i>829</i>	<i>452</i>	<i>1812</i>	<i>493</i>	<i>1138</i>	<i>529</i>	<i>251</i>	<i>431</i>	<i>53</i>
A21E: Sedatives/barbiturates (downers)																
1. Probably impossible	14.8	13.5	15.5	9.0	37.9	11.3	13.6	19.3	12.1	12.4	21.0	18.5	16.2	12.7	5.1	4.9
2. Very difficult	13.7	14.7	13.3	13.3	14.6	13.4	13.5	12.9	16.1	13.8	13.6	16.2	15.5	12.1	6.5	8.8
3. Fairly difficult	25.2	25.2	25.0	27.1	16.3	26.9	27.3	21.5	27.4	27.2	18.7	26.4	26.1	25.4	21.0	21.3
4. Fairly easy	26.1	25.3	27.6	30.0	12.0	29.5	27.2	23.0	26.4	27.7	22.9	24.4	25.0	27.7	32.1	27.1
5. Very easy	20.2	21.4	18.6	20.6	19.2	19.0	18.4	23.5	17.9	18.9	23.8	14.5	17.2	22.1	35.3	37.8
<i>Item 6795 Subject A03a</i>	<i>N 2420</i>	<i>1142</i>	<i>1202</i>	<i>1648</i>	<i>261</i>	<i>518</i>	<i>632</i>	<i>825</i>	<i>444</i>	<i>1800</i>	<i>491</i>	<i>1129</i>	<i>525</i>	<i>249</i>	<i>428</i>	<i>51</i>
A21F: Tranquilizers																
1. Probably impossible	19.8	17.4	21.8	14.1	45.5	15.9	20.2	24.2	16.0	17.7	27.2	22.9	20.5	21.3	10.6	8.7
2. Very difficult	22.2	23.0	21.5	23.4	16.4	21.3	21.3	20.8	26.9	22.3	20.6	21.0	26.9	26.0	19.6	5.3
3. Fairly difficult	27.9	27.5	28.6	30.6	18.8	31.1	28.8	26.3	26.0	30.3	20.5	27.3	27.1	28.9	30.3	22.8
4. Fairly easy	17.4	17.9	17.1	18.9	10.3	20.5	17.7	14.6	18.5	18.4	15.4	18.7	16.8	13.6	16.9	23.6
5. Very easy	12.7	14.3	11.1	13.1	8.9	11.3	12.0	14.2	12.6	11.4	16.2	10.1	8.7	10.2	22.6	39.5
<i>Item 6800 Subject A03a</i>	<i>N 2414</i>	<i>1141</i>	<i>1199</i>	<i>1638</i>	<i>265</i>	<i>519</i>	<i>629</i>	<i>820</i>	<i>446</i>	<i>1797</i>	<i>488</i>	<i>1126</i>	<i>525</i>	<i>248</i>	<i>426</i>	<i>53</i>
A21G: Cocaine																
1. Probably impossible	16.2	16.7	15.7	13.9	23.8	14.9	17.2	18.1	13.1	14.3	22.0	22.6	13.5	11.0	7.4	2.7
2. Very difficult	15.8	16.5	15.6	18.3	6.9	12.2	17.8	15.2	18.5	16.2	14.7	18.4	17.3	18.0	8.0	1.6
3. Fairly difficult	20.1	19.3	21.3	22.1	15.6	22.8	19.7	18.8	20.2	22.1	13.9	21.8	22.3	19.7	15.7	10.0
4. Fairly easy	26.1	25.5	26.5	26.7	23.8	27.6	27.9	24.2	25.3	27.6	22.8	24.4	26.3	27.6	30.9	13.0
5. Very easy	21.7	22.0	20.9	19.0	29.8	22.6	17.4	23.8	22.8	19.7	26.5	12.9	20.6	23.7	37.9	72.8
<i>Item 6810 Subject A03a</i>	<i>N 2431</i>	<i>1150</i>	<i>1206</i>	<i>1644</i>	<i>269</i>	<i>523</i>	<i>633</i>	<i>826</i>	<i>448</i>	<i>1810</i>	<i>492</i>	<i>1134</i>	<i>528</i>	<i>251</i>	<i>430</i>	<i>53</i>
A21H: Heroin																
1. Probably impossible	22.6	22.9	22.2	19.9	30.8	19.8	23.0	25.4	20.0	20.3	30.1	26.2	21.6	22.5	16.0	6.6
2. Very difficult	23.3	26.1	21.1	26.8	11.8	23.3	24.1	21.3	25.8	24.8	17.5	23.2	25.2	25.8	23.2	4.3
3. Fairly difficult	24.6	22.4	27.4	26.4	18.2	23.3	24.3	24.4	26.8	26.7	20.4	23.8	24.8	21.1	30.3	15.8
4. Fairly easy	17.5	14.6	19.8	17.5	16.8	19.1	19.8	14.8	17.3	18.2	15.5	16.8	16.7	19.8	18.8	16.2
5. Very easy	12.1	14.0	9.6	9.4	22.4	14.6	8.9	14.2	10.1	10.1	16.6	10.0	11.6	10.9	11.7	57.0
<i>Item 6820 Subject A03a</i>	<i>N 2423</i>	<i>1144</i>	<i>1205</i>	<i>1638</i>	<i>268</i>	<i>523</i>	<i>632</i>	<i>822</i>	<i>445</i>	<i>1805</i>	<i>488</i>	<i>1130</i>	<i>525</i>	<i>251</i>	<i>430</i>	<i>53</i>
A21I: Some other narcotic (methadone, opium, codeine, etc.)																
1. Probably impossible	18.8	18.0	19.3	13.7	37.6	16.1	18.5	23.0	14.6	16.9	24.2	25.4	19.0	14.2	5.7	4.8
2. Very difficult	16.9	17.2	17.1	17.6	13.9	16.0	16.7	13.5	24.6	17.7	14.0	19.0	21.6	14.2	9.2	3.8
3. Fairly difficult	24.1	23.3	25.1	25.6	15.4	26.4	27.0	21.3	22.8	25.9	19.7	23.8	24.8	26.8	23.6	18.3
4. Fairly easy	20.2	19.1	21.6	22.2	16.5	21.8	20.2	19.5	19.8	21.4	17.1	19.2	16.8	26.4	24.1	14.1
5. Very easy	19.9	22.3	16.9	21.0	16.6	19.7	17.7	22.7	18.3	18.2	25.0	12.6	17.8	18.3	37.3	59.0
<i>Item 6830 Subject A03a</i>	<i>N 2410</i>	<i>1138</i>	<i>1200</i>	<i>1638</i>	<i>265</i>	<i>518</i>	<i>630</i>	<i>819</i>	<i>443</i>	<i>1794</i>	<i>489</i>	<i>1122</i>	<i>526</i>	<i>248</i>	<i>429</i>	<i>51</i>
This section asks about a number of different things.																
D01: During the LAST FOUR WEEKS, on how many days (if any) were you . . .																
D01A: Under the influence of alcohol while you were at school?																
1. None	93.6	90.9	96.1	94.0	95.9	95.0	94.4	94.2	89.5	94.6	90.1	98.0	94.4	90.8	85.3	72.9
2. One day	3.1	4.1	2.1	3.0	2.2	2.4	3.1	2.3	5.5	3.2	3.0	1.3	3.0	6.5	5.8	4.2
3. Two days	1.1	1.5	0.7	1.1	-	1.1	1.3	0.7	1.4	0.6	2.4	0.5	0.9	1.1	2.2	7.1
4. 3-5 days	1.1	1.9	0.4	1.0	0.6	0.4	0.4	1.5	2.1	0.7	2.2	0.1	0.7	1.6	2.8	7.8
5. 6-9 days	0.6	0.6	0.5	0.5	-	0.6	0.3	1.0	0.2	0.5	1.0	0.1	0.7	-	2.0	1.8
6. 10 or more days	0.6	0.9	0.2	0.4	1.4	0.4	0.6	0.3	1.3	0.4	1.2	-	0.4	-	1.9	6.2
<i>Item 25690 Subject A05c</i>	<i>N 2357</i>	<i>1107</i>	<i>1196</i>	<i>1623</i>	<i>248</i>	<i>506</i>	<i>626</i>	<i>798</i>	<i>427</i>	<i>1833</i>	<i>477</i>	<i>1117</i>	<i>514</i>	<i>241</i>	<i>409</i>	<i>48</i>

DESCRIPTIVE RESULTS: 2004

117

QUESTIONNAIRE FORM 2 2004	TOTAL	SEX		RACE		REGION				COLLEGE PLANS?		ILLICIT DRUG USE: LIFETIME				
		M	F	White	Black	NE	NC	S	W	Yes	No	None	Mari- juana Only	Few Pills	More Pills	Any Her- oin
<i>N (Weighted No. of Cases):</i>	2519	1181	1239	1688	273	536	664	856	463	1862	498	1174	539	254	433	54
<i>% of Weighted Total:</i>	100.0	46.9	49.2	67.0	10.8	21.3	26.4	34.0	18.4	73.9	19.8	46.6	21.4	10.1	17.2	2.2
D01B: Under the influence of marijuana or some other illegal drug while you were at school?																
1. None	90.4	87.7	93.3	90.2	95.0	90.5	90.9	91.8	87.2	91.6	87.3	100.0	94.3	87.6	68.1	44.8
2. One day	2.6	2.7	2.4	2.8	0.8	2.1	2.9	2.2	3.4	2.6	2.4	-	1.6	7.7	7.0	4.6
3. Two days	1.6	2.3	1.0	1.6	0.5	2.3	1.2	1.7	1.5	1.1	3.4	-	1.1	1.1	6.3	4.9
4. 3-5 days	1.4	1.9	0.9	1.3	1.8	1.5	0.8	0.9	3.2	1.0	2.3	-	1.4	0.6	4.6	11.7
5. 6-9 days	1.1	1.7	0.5	1.1	1.0	1.8	1.0	0.7	1.1	1.2	0.9	-	0.5	0.2	3.1	18.8
6. 10 or more days	2.8	3.7	1.9	3.0	0.9	1.8	3.2	2.7	3.7	2.6	3.7	-	1.1	2.7	10.9	15.3
<i>Item 25700 Subject A05c</i>	<i>N</i> 2355	<i>1108</i>	<i>1193</i>	<i>1622</i>	<i>248</i>	<i>501</i>	<i>629</i>	<i>800</i>	<i>426</i>	<i>1832</i>	<i>477</i>	<i>1117</i>	<i>511</i>	<i>239</i>	<i>410</i>	<i>48</i>
D01C: Smoking cigarettes or using chewing tobacco while you were at school?																
1. None	90.2	87.8	92.7	89.2	96.3	88.9	89.9	91.4	90.0	92.6	81.8	97.0	92.7	88.6	73.6	67.2
2. One day	1.5	1.3	1.4	1.4	0.6	1.6	1.2	1.6	1.4	1.1	2.9	0.9	1.3	3.5	1.6	4.6
3. Two days	1.1	1.0	1.1	1.2	0.5	1.5	0.8	0.5	2.0	1.1	1.2	0.2	1.1	2.3	2.5	2.9
4. 3-5 days	1.6	2.0	1.3	1.9	0.7	2.6	1.1	1.6	1.1	1.2	2.7	0.2	1.6	1.7	4.8	6.5
5. 6-9 days	0.7	1.1	0.3	0.7	-	1.1	0.7	0.5	0.7	0.6	0.7	-	0.5	0.3	2.6	3.3
6. 10 or more days	4.9	6.9	3.2	5.6	1.8	4.2	6.3	4.3	4.8	3.4	10.8	1.7	2.8	3.6	14.9	15.6
<i>Item 25710 Subject A05c</i>	<i>N</i> 2356	<i>1107</i>	<i>1194</i>	<i>1621</i>	<i>247</i>	<i>503</i>	<i>627</i>	<i>798</i>	<i>427</i>	<i>1832</i>	<i>477</i>	<i>1116</i>	<i>513</i>	<i>240</i>	<i>409</i>	<i>47</i>
D01D: Carrying a weapon such as a gun, knife, or club to school?																
1. None	95.3	93.0	97.6	95.4	94.8	97.1	96.7	93.4	94.7	96.1	92.1	96.6	96.6	92.7	93.6	78.9
2. One day	1.3	2.1	0.6	1.3	1.7	0.3	0.8	2.1	1.6	1.1	2.0	1.5	0.5	2.0	1.1	2.3
3. Two days	0.5	0.7	0.3	0.6	0.2	0.4	0.2	0.4	1.2	0.3	1.2	0.1	0.3	1.6	1.1	2.1
4. 3-5 days	0.6	0.7	0.6	0.5	1.5	0.5	0.9	0.7	0.4	0.5	1.4	-	1.2	0.6	1.2	5.0
5. 6-9 days	0.4	0.4	0.2	0.2	0.2	0.1	0.3	0.7	0.2	0.4	0.2	0.2	0.1	0.3	0.8	3.5
6. 10 or more days	1.9	3.2	0.7	2.0	1.6	1.6	1.1	2.7	1.9	1.6	3.2	1.7	1.3	2.8	2.2	8.2
<i>Item 25720 Subject B07, S01</i>	<i>N</i> 2348	<i>1105</i>	<i>1194</i>	<i>1619</i>	<i>242</i>	<i>497</i>	<i>626</i>	<i>799</i>	<i>427</i>	<i>1826</i>	<i>475</i>	<i>1112</i>	<i>513</i>	<i>239</i>	<i>409</i>	<i>47</i>
D02: During an average school week, about how many times . . .																
D02A: Do your teachers interrupt the class to deal with student misbehavior or goofing off?																
1. Never	16.2	18.5	13.8	14.9	17.4	12.0	19.6	16.7	15.0	14.7	21.4	18.6	15.2	17.0	9.8	14.7
2. Less than once a week	23.0	21.2	25.2	25.4	16.4	18.6	28.3	21.5	23.4	24.2	18.3	24.8	22.3	21.5	21.0	12.8
3. 1-2 times a week	24.0	20.8	26.7	24.1	25.0	23.9	24.1	24.2	23.5	24.3	23.7	23.7	26.8	25.1	22.2	15.8
4. 3-5 times a week	20.2	19.6	20.6	20.3	20.5	25.3	15.9	20.0	20.9	21.1	17.2	19.2	19.5	24.7	20.9	21.9
5. 6-9 times a week	8.3	9.3	7.5	8.2	10.0	9.9	6.7	8.3	8.9	8.3	8.8	6.2	8.8	5.7	14.2	14.7
6. 10-19 times a week	3.7	4.4	2.9	3.3	5.4	5.2	2.3	4.2	3.1	3.5	4.0	3.3	4.0	4.0	3.4	11.2
7. 20 or more	4.6	6.1	3.3	3.8	5.4	4.9	3.2	5.1	5.2	4.0	6.5	4.1	3.4	2.0	8.5	9.0
<i>Item 25730 Subject B04</i>	<i>N</i> 2347	<i>1105</i>	<i>1193</i>	<i>1620</i>	<i>242</i>	<i>495</i>	<i>623</i>	<i>802</i>	<i>426</i>	<i>1825</i>	<i>476</i>	<i>1107</i>	<i>515</i>	<i>241</i>	<i>409</i>	<i>47</i>
D02B: Does misbehavior or goofing off by other students in your class interfere with your own learning?																
1. Never	41.4	47.7	35.7	40.8	48.1	35.5	47.3	42.3	38.3	39.5	49.5	42.4	43.9	42.1	37.7	27.2
2. Less than once a week	21.4	18.6	24.4	23.5	13.6	20.4	22.3	19.1	25.6	22.6	16.4	21.0	21.6	23.9	19.0	33.0
3. 1-2 times a week	17.3	13.4	20.8	18.0	13.3	19.0	15.3	18.4	16.5	18.7	12.4	17.5	15.8	18.1	19.5	7.2
4. 3-5 times a week	11.3	10.3	12.1	10.8	13.1	14.1	6.5	13.3	11.4	11.5	11.1	12.2	9.7	10.4	11.1	14.2
5. 6-9 times a week	4.4	5.2	3.4	3.6	5.9	5.4	3.9	4.0	4.6	4.0	5.3	3.5	5.9	2.8	5.5	6.0
6. 10-19 times a week	1.8	1.7	1.9	1.6	3.3	2.9	2.1	1.4	1.0	1.9	1.6	1.4	2.0	2.0	2.7	3.2
7. 20 or more	2.3	3.1	1.7	1.7	2.7	2.7	2.6	1.6	2.7	1.9	3.7	2.0	1.1	0.8	4.6	9.1
<i>Item 25740 Subject B04</i>	<i>N</i> 2344	<i>1104</i>	<i>1188</i>	<i>1622</i>	<i>244</i>	<i>499</i>	<i>628</i>	<i>796</i>	<i>421</i>	<i>1823</i>	<i>475</i>	<i>1109</i>	<i>512</i>	<i>240</i>	<i>405</i>	<i>47</i>
D02C: Do you come to class late (after class has begun) without an approved excuse?																
1. Never	46.9	43.9	49.7	48.3	43.3	43.5	52.0	52.3	33.1	46.1	49.9	60.1	39.5	34.8	28.5	36.9
2. Less than once a week	26.5	24.5	28.7	26.3	29.9	24.8	26.6	25.8	29.5	27.7	21.1	21.5	31.7	31.3	32.6	9.0
3. 1-2 times a week	13.9	15.7	12.4	13.3	16.7	14.6	13.0	12.5	17.2	14.6	11.8	10.9	15.1	18.4	18.6	19.0
4. 3-5 times a week	7.7	8.7	6.3	7.5	5.5	9.7	5.0	6.5	11.4	7.3	8.9	5.9	8.7	9.4	9.4	18.1
5. 6-9 times a week	2.1	2.8	1.2	1.9	2.1	3.8	1.2	1.4	2.4	1.9	2.8	0.8	1.6	2.1	4.8	5.6
6. 10-19 times a week	1.2	1.5	0.9	1.1	1.4	1.6	0.2	0.5	3.2	0.9	2.2	0.5	1.6	1.9	2.1	-
7. 20 or more	1.8	2.9	0.8	1.7	1.1	2.1	1.9	0.9	3.2	1.4	3.4	0.3	1.9	2.0	4.1	11.4
<i>Item 25750 Subject B06</i>	<i>N</i> 2332	<i>1099</i>	<i>1187</i>	<i>1617</i>	<i>238</i>	<i>493</i>	<i>622</i>	<i>796</i>	<i>421</i>	<i>1813</i>	<i>472</i>	<i>1109</i>	<i>509</i>	<i>239</i>	<i>399</i>	<i>47</i>

QUESTIONNAIRE FORM 2 2004	TOTAL	SEX		RACE		REGION				COLLEGE PLANS?		ILLICIT DRUG USE: LIFETIME				
		M	F	White	Black	NE	NC	S	W	Yes	No	None	Mari- juana Only	Few Pills	More Pills	Any Her- oin
<i>N (Weighted No. of Cases):</i>	2519	1181	1239	1688	273	536	664	856	463	1862	498	1174	539	254	433	54
<i>% of Weighted Total:</i>	100.0	46.9	49.2	67.0	10.8	21.3	26.4	34.0	18.4	73.9	19.8	46.6	21.4	10.1	17.2	2.2
D03: Do you feel that the rules about student behavior in your school are generally fair and reasonable?																
5. Yes	17.2	17.6	16.8	16.8	20.1	14.6	15.9	20.2	16.8	17.7	14.6	22.7	14.2	11.7	10.6	5.9
4. Yes, mostly	42.5	39.0	46.3	45.8	28.9	44.2	41.8	40.8	44.9	44.8	34.8	46.1	43.5	36.1	39.2	17.5
3. Don't know, can't say	11.6	11.5	11.7	10.4	10.8	10.7	12.4	10.9	12.7	10.8	14.9	9.2	12.3	17.2	13.3	15.5
2. No, mostly	16.0	16.4	15.7	16.5	18.8	17.5	17.6	15.2	13.4	15.9	16.1	12.9	18.5	17.8	18.2	35.8
1. No	12.7	15.5	9.5	10.5	21.4	13.0	12.4	13.0	12.2	10.7	19.6	9.1	11.5	17.2	18.7	25.3
<i>Item 25760 Subject B04, B10</i>	<i>N</i> 2345	1099	1192	1620	247	492	629	800	424	1823	473	1113	511	241	401	47
D04: How satisfied are you with your life as a whole these days?																
1. Completely dissatisfied	3.6	3.5	3.6	2.9	5.1	4.4	2.8	4.2	2.6	2.1	8.4	2.8	2.6	2.5	5.8	4.0
2. Quite dissatisfied	6.8	6.9	6.3	6.4	7.4	6.9	5.8	6.5	8.6	6.1	9.8	5.9	6.0	7.7	8.8	9.5
3. Somewhat dissatisfied	8.2	7.5	9.1	7.7	9.1	8.5	10.4	6.7	7.5	7.9	9.2	6.8	6.7	12.6	11.4	5.4
4. Neither, or mixed feelings	11.0	10.5	11.7	10.4	10.4	9.4	9.3	13.4	11.1	9.9	14.3	8.4	13.7	10.5	15.4	12.3
5. Somewhat satisfied	22.0	23.0	20.8	22.1	25.5	21.9	22.8	21.0	23.0	22.4	20.7	21.5	21.3	23.5	24.1	26.8
6. Quite satisfied	36.9	36.5	37.8	39.8	28.0	39.4	37.3	34.0	38.8	39.5	28.1	40.3	41.1	33.9	25.2	35.0
7. Completely satisfied	11.5	12.1	10.7	10.7	14.5	9.6	11.6	14.2	8.4	12.1	9.5	14.3	8.6	9.4	9.2	6.9
<i>Item 6840 Subject P01, Q01</i>	<i>N</i> 2345	1100	1192	1622	246	495	628	797	424	1824	473	1115	511	240	402	47
D05: These next questions ask you to guess how well you might do in several different situations.																
How good do you think you would be . . .																
D05A: As a husband or wife?																
1. Poor	1.9	2.8	0.8	1.5	2.7	2.4	0.9	2.3	2.0	1.2	4.1	1.4	1.1	2.5	3.1	4.8
2. Not so good	1.3	1.0	1.2	1.1	2.6	2.2	0.7	0.9	1.6	1.3	1.1	0.8	1.0	1.0	2.8	-
3. Fairly good	6.8	7.6	6.2	6.6	7.2	6.0	6.8	5.8	9.7	6.9	6.9	6.7	4.7	8.4	8.8	8.6
4. Good	32.4	34.8	30.2	33.7	24.4	34.3	33.7	30.3	32.3	33.2	30.4	32.3	36.5	32.4	29.4	22.2
5. Very good	52.9	49.2	57.0	53.4	56.6	47.9	54.6	57.3	47.6	53.2	51.4	53.4	53.0	53.6	50.7	61.8
8. Don't know	4.8	4.6	4.4	3.7	6.4	7.2	3.2	3.4	6.9	4.3	6.2	5.4	3.8	2.0	5.1	2.6
<i>Item 6850 Subject D01, Q01</i>	<i>N</i> 2343	1097	1192	1619	245	492	630	799	423	1823	472	1116	510	238	402	47
D05B: As a parent?																
1. Poor	1.8	2.5	1.2	1.6	2.9	2.0	1.0	2.1	2.2	1.1	3.4	1.2	1.4	2.5	3.0	3.6
2. Not so good	3.1	2.8	3.0	3.1	4.4	4.0	2.3	3.1	3.4	3.3	2.7	3.2	0.9	3.7	5.9	-
3. Fairly good	8.5	7.7	9.1	9.2	6.0	6.4	10.7	7.3	9.7	8.3	9.4	8.7	6.7	8.6	10.2	3.2
4. Good	29.8	33.6	26.8	30.2	22.5	30.6	27.9	30.0	31.6	30.7	27.4	31.5	31.2	27.6	26.5	20.6
5. Very good	51.6	47.9	55.1	51.6	60.1	49.5	53.8	53.8	46.5	52.1	49.4	49.8	56.2	55.1	47.4	70.0
8. Don't know	5.2	5.5	4.8	4.4	4.1	7.5	4.3	3.7	6.5	4.4	7.7	5.6	3.6	2.4	7.0	2.6
<i>Item 6860 Subject D02, Q01</i>	<i>N</i> 2341	1096	1191	1618	245	493	627	798	423	1822	471	1116	511	238	401	47
D05C: As a worker on a job?																
1. Poor	1.1	1.6	0.6	0.9	2.2	1.1	0.6	1.4	1.3	0.6	2.4	0.9	0.8	2.6	0.8	1.6
2. Not so good	0.7	0.9	0.4	0.7	0.8	1.1	0.5	0.3	1.3	0.7	0.7	0.2	0.8	1.3	1.4	1.6
3. Fairly good	4.3	3.9	4.0	4.0	5.9	3.8	3.6	4.3	6.0	4.4	3.9	4.5	4.1	4.4	3.7	7.1
4. Good	27.9	27.7	28.4	28.3	23.4	28.8	28.9	27.0	27.0	28.2	27.0	28.0	28.2	32.1	26.1	18.5
5. Very good	64.0	63.3	65.5	65.2	63.8	61.0	65.7	65.3	62.5	64.6	62.3	63.8	65.4	58.8	66.3	68.2
8. Don't know	2.0	2.5	1.0	1.0	3.9	4.1	0.7	1.6	2.0	1.5	3.7	2.7	0.7	0.9	1.7	3.1
<i>Item 6870 Subject C03, Q01</i>	<i>N</i> 2341	1096	1191	1618	245	493	627	798	423	1822	471	1116	511	238	401	46
D06: How much do you agree or disagree with each of the following statements?																
D06A: There is too much competition in this society																
1. Disagree	8.2	13.7	3.5	8.6	9.3	8.4	6.7	9.7	7.5	6.7	12.6	8.0	9.2	7.6	7.6	7.2
2. Mostly disagree	9.6	11.4	8.0	10.9	4.9	8.8	10.2	8.9	11.2	11.1	4.1	10.6	9.4	11.4	6.7	5.5
3. Neither	24.7	25.1	23.6	26.4	19.5	22.5	25.7	25.8	23.5	25.1	23.4	25.8	26.4	25.9	20.1	19.4
4. Mostly agree	36.0	32.3	39.7	36.7	38.7	38.0	36.8	34.2	35.9	37.0	32.3	35.8	34.0	34.2	39.9	43.5
5. Agree	21.4	17.5	25.2	17.5	27.6	22.4	20.5	21.3	21.9	20.1	27.6	19.8	20.9	20.8	25.8	24.5
<i>Item 7010 Subject Q08</i>	<i>N</i> 2336	1092	1191	1617	247	496	630	794	417	1811	465	1112	506	241	400	49

QUESTIONNAIRE FORM 2 2004	TOTAL	SEX		RACE		REGION				COLLEGE PLANS?		ILLICIT DRUG USE: LIFETIME				
		M	F	White	Black	NE	NC	S	W	Yes	No	None	Mari- juana Only	Few Pills	More Pills	Any Her- oin
<i>N (Weighted No. of Cases):</i>	2519	1181	1239	1688	273	536	664	856	463	1862	498	1174	539	254	433	54
<i>% of Weighted Total:</i>	100.0	46.9	49.2	67.0	10.8	21.3	26.4	34.0	18.4	73.9	19.8	46.6	21.4	10.1	17.2	2.2
D06B: Too many young people are sloppy about their grooming and clothing, and just don't care how they look																
1. Disagree	14.4	18.5	10.8	13.9	11.5	11.5	15.4	13.0	19.1	13.5	17.3	12.1	16.5	14.9	16.3	13.6
2. Mostly disagree	23.2	22.6	23.8	25.5	17.4	25.1	21.5	22.1	25.4	25.5	14.5	21.8	26.8	23.9	24.2	16.3
3. Neither	28.2	27.6	27.9	28.2	22.6	29.8	28.6	26.6	28.6	27.3	32.5	28.4	25.1	29.2	30.1	31.2
4. Mostly agree	23.6	21.8	25.6	24.3	25.6	23.9	25.0	24.6	19.5	24.0	21.9	25.1	24.1	21.3	20.7	28.4
5. Agree	10.6	9.5	11.9	8.2	22.9	9.6	9.5	13.6	7.5	9.7	13.8	12.7	7.5	10.8	8.7	10.5
<i>Item 7020 Subject Q08</i>	<i>N</i> 2332	<i>1092</i>	<i>1189</i>	<i>1616</i>	<i>247</i>	<i>495</i>	<i>627</i>	<i>793</i>	<i>417</i>	<i>1808</i>	<i>467</i>	<i>1109</i>	<i>506</i>	<i>239</i>	<i>401</i>	<i>47</i>
D06C: There is too much hard rock music on the radio these days																
1. Disagree	39.7	42.7	36.4	45.1	25.9	43.1	39.7	37.9	39.0	39.3	41.8	32.5	43.1	38.7	53.0	58.1
2. Mostly disagree	18.8	18.9	19.1	20.4	12.9	19.2	21.3	15.5	21.0	20.2	13.8	20.7	18.4	15.5	16.8	14.0
3. Neither	29.8	26.0	33.6	26.0	40.2	26.6	29.9	32.2	28.8	29.1	32.2	33.2	29.4	31.5	22.7	15.8
4. Mostly agree	6.7	5.9	7.4	5.6	7.7	6.1	5.6	7.7	7.1	7.1	5.7	8.2	4.8	9.0	3.4	7.4
5. Agree	5.0	6.4	3.5	3.0	13.2	5.0	3.5	6.7	4.0	4.4	6.5	5.4	4.4	5.3	4.1	4.7
<i>Item 7030 Subject Q08</i>	<i>N</i> 2322	<i>1084</i>	<i>1187</i>	<i>1611</i>	<i>244</i>	<i>492</i>	<i>622</i>	<i>792</i>	<i>415</i>	<i>1798</i>	<i>464</i>	<i>1107</i>	<i>503</i>	<i>240</i>	<i>397</i>	<i>46</i>
D06D: People should do their own thing, even if other people think it's strange																
1. Disagree	3.5	5.1	2.0	3.5	3.6	4.7	2.8	2.9	4.2	2.3	6.2	3.4	3.9	1.6	3.6	5.7
2. Mostly disagree	3.4	4.3	2.6	3.5	2.6	3.7	2.1	3.8	3.9	3.0	4.5	3.5	2.5	5.9	2.3	6.2
3. Neither	13.0	16.1	9.8	12.2	12.3	12.5	11.4	14.7	12.4	12.5	15.6	14.0	11.7	13.2	11.6	7.5
4. Mostly agree	33.7	31.1	36.6	35.3	23.1	31.3	35.5	32.6	36.0	35.8	27.6	36.4	31.2	32.3	32.9	20.1
5. Agree	46.5	43.4	49.1	45.4	58.4	47.6	48.2	46.0	43.5	46.4	46.0	42.7	50.6	47.1	49.6	60.5
<i>Item 7040 Subject Q08</i>	<i>N</i> 2321	<i>1081</i>	<i>1189</i>	<i>1609</i>	<i>244</i>	<i>493</i>	<i>624</i>	<i>791</i>	<i>413</i>	<i>1800</i>	<i>463</i>	<i>1107</i>	<i>502</i>	<i>240</i>	<i>398</i>	<i>47</i>
D06E: I get a real kick out of doing things that are a little dangerous																
1. Disagree	13.5	8.9	17.8	10.7	31.9	15.4	11.2	16.0	10.3	13.2	13.9	19.4	10.0	8.0	5.2	4.8
2. Mostly disagree	12.8	9.6	16.0	13.0	16.6	11.5	13.0	13.5	12.4	13.6	9.9	17.6	10.7	6.5	7.0	5.9
3. Neither	28.1	24.4	31.8	27.5	24.3	26.1	28.9	28.2	29.1	28.4	28.5	30.9	27.3	29.6	21.9	13.3
4. Mostly agree	29.7	34.1	25.3	31.7	19.4	30.7	29.6	28.3	31.3	30.6	27.2	23.5	34.9	36.3	36.6	32.2
5. Agree	15.9	23.1	9.1	17.1	7.8	16.3	17.3	14.0	16.9	14.3	20.5	8.5	17.1	19.6	29.3	43.8
<i>Item 7050 Subject Q04</i>	<i>N</i> 2323	<i>1087</i>	<i>1185</i>	<i>1613</i>	<i>245</i>	<i>493</i>	<i>625</i>	<i>790</i>	<i>415</i>	<i>1799</i>	<i>465</i>	<i>1104</i>	<i>503</i>	<i>240</i>	<i>399</i>	<i>47</i>
D06F: I like to test myself every now and then by doing something a little risky																
1. Disagree	12.7	9.0	15.8	9.7	30.9	17.2	8.9	14.9	8.8	11.9	15.5	18.7	9.9	4.3	5.1	3.4
2. Mostly disagree	12.6	9.5	15.7	12.8	13.1	9.3	15.1	13.5	10.9	13.2	10.4	17.0	8.3	9.6	8.2	5.6
3. Neither	23.6	20.1	26.8	23.2	22.7	23.5	22.7	24.2	23.9	23.9	22.2	23.9	25.0	27.0	20.0	19.0
4. Mostly agree	34.6	38.0	31.5	37.1	19.9	33.1	34.7	32.9	39.5	35.0	33.7	30.0	38.4	42.9	39.6	21.4
5. Agree	16.5	23.3	10.2	17.2	13.5	16.9	18.6	14.5	16.8	16.0	18.2	10.4	18.5	16.2	27.1	50.6
<i>Item 7060 Subject Q04</i>	<i>N</i> 2322	<i>1088</i>	<i>1183</i>	<i>1611</i>	<i>245</i>	<i>493</i>	<i>625</i>	<i>788</i>	<i>415</i>	<i>1798</i>	<i>467</i>	<i>1103</i>	<i>503</i>	<i>240</i>	<i>399</i>	<i>47</i>
D06G: I take a positive attitude toward myself																
1. Disagree	4.4	4.3	4.2	4.4	4.3	4.8	3.7	5.7	2.2	2.9	9.9	3.4	3.6	4.6	6.3	6.3
2. Mostly disagree	6.3	4.7	7.8	7.0	4.6	7.5	6.3	5.3	6.5	6.0	7.1	5.0	4.7	10.1	9.0	9.5
3. Neither	15.2	15.4	15.3	16.2	6.8	13.5	15.8	14.7	17.4	15.0	15.6	13.3	16.8	17.2	18.3	10.5
4. Mostly agree	36.9	36.4	37.2	39.9	20.9	37.7	39.7	32.2	40.6	37.5	35.5	37.0	37.4	36.7	38.1	29.3
5. Agree	37.3	39.2	35.4	32.6	63.4	36.5	34.5	42.1	33.3	38.6	31.9	41.3	37.6	31.3	28.2	44.3
<i>Item 12550 Subject Q01</i>	<i>N</i> 2324	<i>1085</i>	<i>1184</i>	<i>1612</i>	<i>246</i>	<i>497</i>	<i>623</i>	<i>791</i>	<i>413</i>	<i>1800</i>	<i>463</i>	<i>1107</i>	<i>503</i>	<i>237</i>	<i>397</i>	<i>49</i>
D06H: I feel I am a person of worth, on an equal plane with others																
1. Disagree	3.1	3.8	2.3	3.0	3.3	4.5	2.7	3.3	1.7	2.0	7.6	2.7	1.8	3.2	4.8	3.3
2. Mostly disagree	4.8	4.4	5.2	4.8	3.5	5.6	4.5	3.9	6.0	4.3	6.7	3.8	5.6	6.3	5.2	9.8
3. Neither	15.3	15.7	14.5	15.1	9.6	14.7	15.4	14.9	16.6	14.0	19.8	14.0	12.8	21.1	18.0	13.3
4. Mostly agree	34.3	32.1	36.2	37.3	28.0	34.1	37.1	31.6	35.6	34.4	33.8	33.0	34.3	36.7	37.9	31.5
5. Agree	42.5	44.1	41.7	39.7	55.6	41.1	40.3	46.3	40.2	45.4	32.1	46.5	45.5	32.7	34.2	42.1
<i>Item 12570 Subject Q01</i>	<i>N</i> 2326	<i>1087</i>	<i>1187</i>	<i>1616</i>	<i>246</i>	<i>495</i>	<i>627</i>	<i>791</i>	<i>414</i>	<i>1803</i>	<i>465</i>	<i>1105</i>	<i>503</i>	<i>240</i>	<i>399</i>	<i>47</i>

MONITORING THE FUTURE

QUESTIONNAIRE FORM 2 2004	TOTAL	SEX		RACE		REGION				COLLEGE PLANS?		ILLCIT DRUG USE: LIFETIME					
		M	F	White	Black	NE	NC	S	W	Yes	No	None	Mari- juana Only	Few Pills	More Pills	Any Her- oin	
<i>N (Weighted No. of Cases):</i>	2519	1181	1239	1688	273	536	664	856	463	1862	498	1174	539	254	433	54	
<i>% of Weighted Total:</i>	100.0	46.9	49.2	67.0	10.8	21.3	26.4	34.0	18.4	73.9	19.8	46.6	21.4	10.1	17.2	2.2	
D06I: I am able to do things as well as most other people																	
1. Disagree	2.0	3.2	1.0	1.5	2.8	3.4	1.1	2.2	1.6	1.3	4.8	2.3	1.2	1.4	2.3	4.1	
2. Mostly disagree	3.1	1.8	3.8	2.8	2.8	4.2	1.7	3.0	3.9	2.9	3.9	2.8	3.2	3.1	3.2	4.2	
3. Neither	11.1	11.7	10.4	11.2	7.2	10.1	11.7	11.2	10.8	10.0	15.6	10.2	11.4	15.0	9.9	15.8	
4. Mostly agree	38.8	34.8	42.4	41.6	30.2	36.5	43.2	35.7	41.0	38.6	39.6	37.0	38.5	42.8	43.9	28.1	
5. Agree	45.0	48.5	42.3	42.9	57.0	45.7	42.2	47.9	42.7	47.2	36.1	47.7	45.8	37.8	40.7	47.8	
<i>Item 12580 Subject Q01</i>	<i>N</i>	<i>2312</i>	<i>1078</i>	<i>1187</i>	<i>1608</i>	<i>239</i>	<i>490</i>	<i>620</i>	<i>788</i>	<i>414</i>	<i>1795</i>	<i>459</i>	<i>1100</i>	<i>503</i>	<i>235</i>	<i>399</i>	<i>46</i>
D06J: On the whole, I'm satisfied with myself																	
1. Disagree	3.5	4.1	3.1	3.5	4.2	4.3	2.7	4.7	1.8	2.1	8.9	3.1	2.2	1.9	6.3	3.9	
2. Mostly disagree	5.1	3.4	6.5	4.7	6.4	8.2	3.4	4.1	5.8	4.8	6.1	3.3	4.9	7.8	8.1	9.3	
3. Neither	12.5	12.4	12.5	12.1	9.3	10.6	14.4	12.7	11.6	12.0	14.4	11.2	13.6	14.9	13.4	14.9	
4. Mostly agree	34.9	34.8	35.0	37.5	25.6	36.3	35.0	31.2	40.1	34.9	35.3	33.6	33.3	40.2	39.4	21.7	
5. Agree	44.0	45.3	42.9	42.2	54.6	40.7	44.6	47.3	40.7	46.3	35.2	48.8	46.0	35.2	32.7	50.3	
<i>Item 12620 Subject P01, Q01</i>	<i>N</i>	<i>2305</i>	<i>1076</i>	<i>1182</i>	<i>1610</i>	<i>235</i>	<i>486</i>	<i>624</i>	<i>781</i>	<i>414</i>	<i>1791</i>	<i>456</i>	<i>1100</i>	<i>497</i>	<i>234</i>	<i>396</i>	<i>47</i>
D06K: I feel I do not have much to be proud of																	
1. Disagree	41.7	41.1	42.6	40.6	51.2	42.0	37.9	44.5	41.7	44.0	32.1	47.4	41.8	33.1	31.9	25.7	
2. Mostly disagree	26.5	27.1	25.9	29.1	15.7	26.4	32.5	22.9	24.5	27.1	25.3	26.4	26.6	26.3	27.6	23.6	
3. Neither	16.6	16.1	16.5	16.4	13.1	15.5	17.5	16.8	16.2	15.4	21.7	13.3	16.2	21.1	22.3	27.5	
4. Mostly agree	10.0	9.1	10.7	9.2	11.7	11.0	8.0	9.6	12.3	9.4	12.4	7.8	11.6	14.5	10.3	18.8	
5. Agree	5.2	6.6	4.2	4.8	8.3	5.0	4.1	6.1	5.3	4.1	8.6	5.1	3.8	5.0	7.9	4.4	
<i>Item 12660 Subject Q01</i>	<i>N</i>	<i>2300</i>	<i>1071</i>	<i>1182</i>	<i>1603</i>	<i>236</i>	<i>487</i>	<i>622</i>	<i>779</i>	<i>413</i>	<i>1783</i>	<i>460</i>	<i>1093</i>	<i>499</i>	<i>233</i>	<i>398</i>	<i>47</i>
D06L: Sometimes I think that I am no good at all																	
1. Disagree	42.3	45.6	39.3	41.5	54.2	44.9	38.5	45.0	40.2	44.0	35.2	46.8	45.4	31.0	35.0	25.6	
2. Mostly disagree	19.8	21.8	17.9	20.6	15.0	17.6	23.1	17.9	21.0	20.3	19.0	18.6	21.1	23.5	18.5	27.7	
3. Neither	17.9	15.7	19.9	18.3	10.2	18.1	19.3	17.6	16.2	16.7	23.1	17.0	16.7	22.8	17.5	26.2	
4. Mostly agree	13.9	11.7	16.0	13.7	12.5	13.4	13.8	12.4	17.4	13.9	14.0	12.2	12.2	18.1	18.4	15.3	
5. Agree	6.1	5.2	6.8	5.8	8.1	6.0	5.3	7.1	5.3	5.2	8.7	5.3	4.5	4.5	10.6	5.3	
<i>Item 12680 Subject Q01</i>	<i>N</i>	<i>2296</i>	<i>1068</i>	<i>1182</i>	<i>1602</i>	<i>237</i>	<i>481</i>	<i>622</i>	<i>783</i>	<i>410</i>	<i>1788</i>	<i>452</i>	<i>1091</i>	<i>498</i>	<i>233</i>	<i>397</i>	<i>47</i>
D06M: I feel that I can't do anything right																	
1. Disagree	49.1	53.1	45.6	47.9	60.6	52.1	44.8	51.4	47.8	51.0	42.4	54.3	49.6	38.3	41.9	37.2	
2. Mostly disagree	22.3	21.2	23.5	24.0	15.5	18.0	27.6	19.0	25.6	22.3	21.7	21.3	24.2	25.1	21.2	21.8	
3. Neither	16.8	16.9	16.6	16.5	8.6	18.6	16.7	15.8	16.6	15.8	21.1	14.8	13.7	27.1	18.5	29.3	
4. Mostly agree	8.9	6.0	11.2	8.8	11.3	7.9	9.0	9.8	8.0	8.7	9.3	7.5	10.2	5.7	13.6	6.4	
5. Agree	2.9	2.9	3.1	2.8	4.0	3.4	1.9	4.0	2.0	2.1	5.6	2.2	2.3	3.7	4.8	5.3	
<i>Item 12720 Subject Q01</i>	<i>N</i>	<i>2305</i>	<i>1073</i>	<i>1181</i>	<i>1603</i>	<i>242</i>	<i>489</i>	<i>621</i>	<i>781</i>	<i>414</i>	<i>1791</i>	<i>457</i>	<i>1098</i>	<i>495</i>	<i>237</i>	<i>397</i>	<i>47</i>
D06N: I feel that my life is not very useful																	
1. Disagree	55.4	58.9	53.2	55.0	63.7	55.4	56.0	55.6	54.4	57.9	47.2	59.6	59.4	46.6	46.7	38.9	
2. Mostly disagree	18.9	17.4	19.9	19.5	14.9	15.8	21.6	18.5	19.3	18.7	19.0	17.3	17.5	25.9	20.5	32.1	
3. Neither	16.0	14.0	17.4	16.3	10.5	16.7	15.8	16.8	13.9	14.8	20.6	14.3	14.3	17.6	20.1	19.6	
4. Mostly agree	5.8	5.5	6.2	5.8	4.5	6.4	4.4	4.6	9.5	5.4	7.7	5.4	5.4	5.8	7.3	6.1	
5. Agree	3.8	4.2	3.3	3.5	6.4	5.7	2.2	4.4	2.9	3.2	5.6	3.5	3.4	4.1	5.4	3.4	
<i>Item 12750 Subject Q01</i>	<i>N</i>	<i>2298</i>	<i>1071</i>	<i>1177</i>	<i>1597</i>	<i>241</i>	<i>488</i>	<i>620</i>	<i>776</i>	<i>414</i>	<i>1785</i>	<i>457</i>	<i>1094</i>	<i>495</i>	<i>237</i>	<i>397</i>	<i>47</i>
D07: How many of your friends would you estimate . . .																	
D07A: Smoke cigarettes?																	
1. None	16.3	14.1	18.0	12.4	34.9	15.0	13.8	17.6	18.9	16.7	14.9	24.3	10.9	7.8	5.8	8.8	
2. A few	36.5	37.4	35.6	36.5	32.4	38.5	34.9	34.2	41.0	38.8	26.5	43.3	37.0	36.3	20.5	12.9	
3. Some	26.6	28.4	25.5	28.7	24.4	24.7	29.8	25.8	25.9	27.3	25.3	23.5	31.8	28.8	29.4	14.9	
4. Most	18.7	18.2	19.0	20.9	6.9	19.9	19.1	20.8	12.7	15.8	30.0	8.3	18.5	24.3	40.3	55.0	
5. All	1.9	1.9	1.9	1.6	1.4	1.9	2.4	1.6	1.6	1.4	3.3	0.6	1.8	2.8	4.0	8.3	
<i>Item 7070 Subject A02a</i>	<i>N</i>	<i>2309</i>	<i>1078</i>	<i>1180</i>	<i>1610</i>	<i>241</i>	<i>488</i>	<i>620</i>	<i>787</i>	<i>415</i>	<i>1789</i>	<i>463</i>	<i>1098</i>	<i>498</i>	<i>237</i>	<i>400</i>	<i>47</i>

DESCRIPTIVE RESULTS: 2004

121

QUESTIONNAIRE FORM 2 2004	TOTAL	SEX		RACE		REGION				COLLEGE PLANS?		ILLICIT DRUG USE: LIFETIME				
		M	F	White	Black	NE	NC	S	W	Yes	No	None	Mari- juana Only	Few Pills	More Pills	Any Her- oin
<i>N (Weighted No. of Cases):</i>	2519	1181	1239	1688	273	536	664	856	463	1862	498	1174	539	254	433	54
<i>% of Weighted Total:</i>	100.0	46.9	49.2	67.0	10.8	21.3	26.4	34.0	18.4	73.9	19.8	46.6	21.4	10.1	17.2	2.2
D07B: Smoke marijuana (pot, weed) or hashish?																
1. None	20.6	18.3	22.3	18.9	25.3	16.2	22.4	23.6	17.3	20.4	21.1	34.8	8.0	10.1	5.0	1.5
2. A few	32.0	31.3	33.0	32.1	33.9	28.9	37.2	29.8	31.9	33.1	28.8	37.9	35.2	33.2	13.9	12.7
3. Some	26.3	27.9	25.3	27.6	20.3	26.2	23.7	27.3	28.6	26.6	26.3	21.5	32.1	27.0	33.5	14.3
4. Most	17.4	17.8	16.7	18.1	15.2	23.3	14.2	16.1	17.6	16.6	18.7	5.0	22.8	24.9	36.0	49.6
5. All	3.8	4.8	2.7	3.4	5.3	5.3	2.6	3.2	4.6	3.3	5.0	0.7	1.9	4.8	11.5	21.9
<i>Item 7080 Subject A02a</i>	<i>N 2309</i>	<i>1077</i>	<i>1180</i>	<i>1609</i>	<i>241</i>	<i>488</i>	<i>619</i>	<i>788</i>	<i>414</i>	<i>1787</i>	<i>463</i>	<i>1097</i>	<i>499</i>	<i>237</i>	<i>400</i>	<i>47</i>
D07C: Take LSD?																
1. None	76.5	74.3	78.8	74.5	89.0	76.5	77.3	75.5	77.6	77.5	72.7	86.8	80.6	71.3	53.1	25.8
2. A few	16.6	17.9	15.5	18.7	8.5	17.5	18.5	15.2	15.5	16.9	16.4	10.2	16.4	18.5	30.1	41.9
3. Some	5.3	5.8	4.7	5.6	1.6	4.3	3.2	7.6	5.3	4.4	8.0	2.5	2.5	6.9	13.4	21.8
4. Most	1.0	1.1	0.7	0.7	0.7	1.6	0.5	1.1	1.0	0.9	1.1	0.5	0.3	2.5	1.6	6.5
5. All	0.5	0.9	0.2	0.5	0.2	0.1	0.5	0.7	0.7	0.2	1.6	-	0.1	0.8	1.8	4.0
<i>Item 7090 Subject A02a</i>	<i>N 2285</i>	<i>1066</i>	<i>1169</i>	<i>1597</i>	<i>236</i>	<i>483</i>	<i>614</i>	<i>778</i>	<i>411</i>	<i>1774</i>	<i>456</i>	<i>1084</i>	<i>498</i>	<i>235</i>	<i>396</i>	<i>47</i>
D07D: Take other hallucinogens (mescaline, peyote, "shrooms" or psilocybin, PCP, etc.)?																
1. None	68.1	66.0	69.9	64.3	89.7	67.4	69.8	69.7	63.5	68.3	68.0	85.7	70.0	55.4	31.2	15.8
2. A few	21.6	22.5	21.0	24.7	5.5	22.0	22.2	19.8	23.6	22.4	18.4	11.4	25.1	30.7	39.5	28.7
3. Some	7.7	7.8	7.5	8.8	2.2	7.9	6.2	7.9	9.1	7.4	8.0	2.5	4.0	11.9	21.5	28.5
4. Most	1.8	2.3	1.2	1.3	1.8	2.2	0.8	1.6	3.0	1.2	4.0	0.2	0.8	1.2	5.0	18.6
5. All	0.8	1.4	0.3	0.9	0.8	0.4	0.9	1.0	0.8	0.6	1.6	0.1	0.1	0.8	2.8	8.4
<i>Item 7100 Subject A02a</i>	<i>N 2300</i>	<i>1075</i>	<i>1174</i>	<i>1604</i>	<i>241</i>	<i>487</i>	<i>614</i>	<i>786</i>	<i>414</i>	<i>1778</i>	<i>464</i>	<i>1092</i>	<i>500</i>	<i>235</i>	<i>398</i>	<i>47</i>
D07E: Take amphetamines (uppers, pep pills, bennies, speed)?																
1. None	68.6	67.7	69.8	65.5	85.7	70.6	68.8	66.6	69.8	69.9	63.6	82.5	76.2	57.4	32.9	21.9
2. A few	19.8	21.4	18.4	22.4	7.6	20.3	21.8	18.4	19.2	19.9	20.0	14.1	17.9	26.8	33.9	23.3
3. Some	8.6	7.4	9.6	9.3	4.2	7.0	8.3	9.9	8.6	8.0	10.8	2.9	4.2	13.0	25.0	33.4
4. Most	2.0	2.2	1.9	2.0	1.8	1.4	0.4	3.8	1.6	1.7	3.2	0.3	1.3	2.0	6.0	13.2
5. All	0.9	1.3	0.4	0.8	0.8	0.7	0.7	1.2	0.8	0.6	2.4	0.2	0.4	0.8	2.3	8.3
<i>Item 7110 Subject A02a</i>	<i>N 2297</i>	<i>1072</i>	<i>1173</i>	<i>1602</i>	<i>239</i>	<i>484</i>	<i>614</i>	<i>787</i>	<i>413</i>	<i>1778</i>	<i>462</i>	<i>1092</i>	<i>499</i>	<i>235</i>	<i>398</i>	<i>47</i>
D07F: Take quaaludes (quads, methaqualone)?																
1. None	83.4	81.8	85.3	82.2	94.4	84.5	83.4	83.1	83.0	84.3	80.3	90.9	88.8	82.1	62.3	41.3
2. A few	11.1	12.7	9.3	12.5	2.4	10.8	11.5	10.8	11.3	10.9	12.0	6.8	8.9	11.9	23.3	27.0
3. Some	3.9	3.6	4.0	4.0	1.5	2.4	4.3	4.4	4.3	3.7	4.5	2.1	1.9	4.6	9.7	15.2
4. Most	0.8	1.0	0.6	0.7	0.3	1.5	0.3	0.8	0.6	0.6	1.4	0.2	0.2	0.6	2.0	8.0
5. All	0.8	0.9	0.7	0.6	1.4	0.8	0.5	1.0	0.8	0.5	1.9	-	0.3	0.8	2.6	8.5
<i>Item 7120 Subject A02a</i>	<i>N 2287</i>	<i>1069</i>	<i>1167</i>	<i>1596</i>	<i>240</i>	<i>482</i>	<i>609</i>	<i>783</i>	<i>413</i>	<i>1771</i>	<i>459</i>	<i>1092</i>	<i>496</i>	<i>232</i>	<i>394</i>	<i>47</i>
D07G: Take sedatives/barbiturates (downers)?																
1. None	74.8	74.5	75.1	72.7	89.1	77.5	76.1	73.2	72.8	75.5	73.0	86.5	82.9	65.8	41.5	26.6
2. A few	16.6	17.2	16.0	18.5	5.7	17.1	17.1	15.4	17.5	17.5	13.5	11.3	13.0	22.8	31.9	25.5
3. Some	6.6	6.0	7.1	6.7	4.0	4.0	5.9	8.5	6.7	5.7	9.2	2.1	2.6	10.3	20.1	26.0
4. Most	1.4	1.5	1.4	1.5	0.3	0.9	0.5	2.0	2.1	1.0	2.5	0.2	1.2	0.3	4.2	16.3
5. All	0.6	0.9	0.4	0.5	0.8	0.6	0.4	0.8	0.8	0.4	1.7	-	0.3	0.8	2.2	5.5
<i>Item 7135 Subject A02a</i>	<i>N 2277</i>	<i>1062</i>	<i>1163</i>	<i>1592</i>	<i>234</i>	<i>474</i>	<i>609</i>	<i>783</i>	<i>411</i>	<i>1763</i>	<i>460</i>	<i>1089</i>	<i>495</i>	<i>232</i>	<i>394</i>	<i>40</i>
D07H: Take tranquilizers?																
1. None	81.8	82.4	81.4	79.9	92.8	83.4	83.2	80.4	80.3	82.3	79.6	91.4	87.4	77.0	55.1	35.0
2. A few	11.5	10.8	11.9	12.8	2.2	12.3	12.0	9.3	13.7	11.9	10.1	6.9	9.3	16.9	23.2	21.2
3. Some	5.1	4.7	5.4	5.6	2.6	2.7	4.0	7.7	4.5	4.5	7.1	1.6	1.9	5.3	16.0	28.4
4. Most	1.0	1.1	0.9	1.0	1.2	0.7	0.4	1.8	0.7	0.9	1.2	0.1	1.0	-	3.2	9.1
5. All	0.7	0.9	0.5	0.6	1.1	0.9	0.4	0.8	0.8	0.4	2.0	-	0.3	0.8	2.5	6.4
<i>Item 7140 Subject A02a</i>	<i>N 2282</i>	<i>1064</i>	<i>1165</i>	<i>1594</i>	<i>237</i>	<i>479</i>	<i>611</i>	<i>782</i>	<i>410</i>	<i>1764</i>	<i>462</i>	<i>1089</i>	<i>496</i>	<i>232</i>	<i>394</i>	<i>43</i>

MONITORING THE FUTURE

QUESTIONNAIRE FORM 2 2004	TOTAL	SEX		RACE		REGION				COLLEGE PLANS?		ILLICIT DRUG USE: LIFETIME					
		M	F	White	Black	NE	NC	S	W	Yes	No	None	Mari- juana Only	Few Pills	More Pills	Any Her- oin	
<i>N (Weighted No. of Cases):</i>	2519	1181	1239	1688	273	536	664	856	463	1862	498	1174	539	254	433	54	
<i>% of Weighted Total:</i>	100.0	46.9	49.2	67.0	10.8	21.3	26.4	34.0	18.4	73.9	19.8	46.6	21.4	10.1	17.2	2.2	
D07I: Take cocaine?																	
1. None	70.7	71.2	70.5	69.9	83.9	72.0	73.8	71.3	63.5	71.4	68.1	86.4	73.7	57.5	37.5	8.7	
2. A few	19.5	17.9	20.6	19.8	11.2	19.4	17.4	18.9	23.5	19.9	17.7	10.9	20.9	30.6	33.0	40.1	
3. Some	7.5	7.9	7.2	8.1	3.5	6.3	7.7	7.6	8.7	7.0	9.2	2.3	4.6	9.5	22.6	30.9	
4. Most	1.6	2.0	1.2	1.6	1.3	1.6	0.6	1.5	3.2	1.2	3.1	0.3	0.5	2.0	4.5	14.9	
5. All	0.7	1.0	0.5	0.5	0.2	0.7	0.5	0.7	1.1	0.4	2.0	0.1	0.3	0.4	2.5	5.4	
<i>Item 7150 Subject A02a</i>	<i>N</i>	<i>2281</i>	<i>1065</i>	<i>1165</i>	<i>1593</i>	<i>239</i>	<i>481</i>	<i>610</i>	<i>783</i>	<i>407</i>	<i>1765</i>	<i>461</i>	<i>1089</i>	<i>498</i>	<i>233</i>	<i>393</i>	<i>42</i>
D07J: Take heroin?																	
1. None	87.3	87.7	87.2	87.7	91.3	89.3	87.9	86.4	86.0	88.1	85.0	91.0	89.9	84.8	81.5	33.7	
2. A few	9.5	9.2	9.6	10.0	5.2	8.4	9.0	9.6	11.4	9.1	10.9	6.8	8.6	11.8	13.6	33.9	
3. Some	2.2	2.0	2.4	1.7	2.6	1.4	2.4	2.9	1.7	2.2	2.0	1.8	1.1	2.3	3.0	21.3	
4. Most	0.5	0.4	0.5	0.3	0.3	0.7	0.4	0.4	0.5	0.2	1.3	0.2	0.2	0.7	0.9	5.3	
5. All	0.5	0.6	0.3	0.3	0.5	0.2	0.4	0.8	0.3	0.4	0.9	0.1	0.3	0.4	1.0	5.7	
<i>Item 7160 Subject A02a</i>	<i>N</i>	<i>2271</i>	<i>1062</i>	<i>1157</i>	<i>1590</i>	<i>234</i>	<i>476</i>	<i>608</i>	<i>779</i>	<i>408</i>	<i>1757</i>	<i>458</i>	<i>1085</i>	<i>494</i>	<i>231</i>	<i>394</i>	<i>41</i>
D07K: Take other narcotics (methadone, opium, codeine, etc.)?																	
1. None	75.4	72.8	78.2	72.6	89.5	76.2	76.1	74.8	74.9	76.3	72.8	87.5	83.2	67.1	42.7	19.8	
2. A few	16.7	18.3	15.0	19.4	5.3	17.3	16.9	15.6	17.6	17.2	14.2	10.2	14.1	25.5	31.6	33.5	
3. Some	5.5	5.6	5.3	5.6	2.8	4.6	5.5	6.1	5.4	5.2	6.8	1.9	2.1	5.3	17.9	23.0	
4. Most	1.7	2.4	1.1	1.8	2.2	1.3	1.1	2.6	1.3	0.9	4.4	0.3	0.2	1.7	5.6	18.3	
5. All	0.7	1.0	0.4	0.6	0.2	0.6	0.4	0.9	0.8	0.4	1.9	0.1	0.4	0.4	2.2	5.4	
<i>Item 7170 Subject A02a</i>	<i>N</i>	<i>2274</i>	<i>1062</i>	<i>1160</i>	<i>1591</i>	<i>236</i>	<i>479</i>	<i>609</i>	<i>780</i>	<i>407</i>	<i>1761</i>	<i>456</i>	<i>1091</i>	<i>496</i>	<i>231</i>	<i>391</i>	<i>40</i>
D07L: Use inhalants (sniff glue, aerosols, laughing gas, etc.)?																	
1. None	82.1	82.9	81.1	81.4	88.5	84.2	81.8	80.7	82.6	82.8	80.2	87.0	85.8	75.8	70.5	48.9	
2. A few	13.0	11.8	14.3	14.6	4.9	12.2	14.0	13.0	12.2	13.1	12.0	9.9	11.6	17.1	20.4	20.5	
3. Some	3.7	3.8	3.7	3.1	3.9	2.5	3.4	4.7	3.8	3.4	4.8	3.0	1.3	5.5	6.4	15.2	
4. Most	0.7	0.8	0.7	0.3	2.5	0.8	0.6	0.9	0.7	0.5	1.5	-	0.9	1.2	0.9	14.9	
5. All	0.5	0.8	0.2	0.5	0.2	0.3	0.3	0.7	0.7	0.3	1.4	0.1	0.3	0.4	1.9	0.5	
<i>Item 7180 Subject A02a</i>	<i>N</i>	<i>2266</i>	<i>1058</i>	<i>1155</i>	<i>1581</i>	<i>237</i>	<i>476</i>	<i>604</i>	<i>777</i>	<i>409</i>	<i>1751</i>	<i>457</i>	<i>1088</i>	<i>491</i>	<i>227</i>	<i>392</i>	<i>41</i>
D07M: Drink alcoholic beverages (liquor, beer, wine)?																	
1. None	12.2	13.6	10.2	9.8	22.0	14.1	9.2	15.2	9.0	11.1	15.7	19.2	5.4	9.5	2.2	5.0	
2. A few	14.0	13.2	15.0	11.9	23.1	9.4	15.0	16.4	13.5	14.3	13.6	19.6	11.1	11.3	4.7	3.3	
3. Some	19.8	18.9	21.0	18.9	23.7	16.9	20.9	20.6	20.4	20.8	16.0	26.2	18.5	14.3	9.5	4.4	
4. Most	34.3	32.0	36.7	37.6	21.7	36.6	35.1	31.1	36.5	35.5	30.8	26.1	43.5	39.5	43.8	33.3	
5. All	19.6	22.2	17.1	21.8	9.5	23.0	19.8	16.7	20.6	18.3	24.0	8.9	21.5	25.5	39.8	54.1	
<i>Item 7190 Subject A02a</i>	<i>N</i>	<i>2284</i>	<i>1065</i>	<i>1167</i>	<i>1596</i>	<i>238</i>	<i>478</i>	<i>614</i>	<i>779</i>	<i>412</i>	<i>1768</i>	<i>460</i>	<i>1093</i>	<i>495</i>	<i>232</i>	<i>395</i>	<i>42</i>
D07N: Get drunk at least once a week?																	
1. None	21.0	20.4	21.0	17.8	34.0	19.2	18.1	26.4	17.3	20.4	22.7	32.3	11.3	15.6	5.8	1.7	
2. A few	26.0	24.3	27.7	25.3	35.2	20.2	29.5	27.6	24.4	27.3	20.8	30.5	25.6	22.9	18.7	6.8	
3. Some	25.4	25.2	25.8	27.8	13.4	27.1	27.8	20.9	28.3	26.5	22.8	22.5	28.2	27.3	29.0	30.6	
4. Most	20.4	21.5	19.7	21.5	13.0	24.3	17.2	19.6	22.4	19.4	23.3	12.3	26.1	22.2	33.3	30.2	
5. All	7.2	8.6	5.9	7.6	4.5	9.2	7.5	5.5	7.7	6.3	10.4	2.4	8.8	12.0	13.1	30.7	
<i>Item 7200 Subject A02a</i>	<i>N</i>	<i>2283</i>	<i>1061</i>	<i>1171</i>	<i>1595</i>	<i>239</i>	<i>476</i>	<i>614</i>	<i>781</i>	<i>412</i>	<i>1766</i>	<i>459</i>	<i>1095</i>	<i>492</i>	<i>233</i>	<i>395</i>	<i>42</i>
Lately there has been some attention paid to certain drugs, including "crack" (cocaine in chunks or rocks).																	
E01: How many of your friends would you estimate . . .																	
E01A: Take "crack" cocaine?																	
1. None	77.5	78.7	76.6	77.4	87.8	78.9	78.4	78.5	72.6	79.2	71.8	86.9	80.8	66.6	58.5	32.2	
2. A few	16.9	15.3	18.1	17.4	9.5	16.7	16.0	16.3	19.7	16.1	19.4	10.9	15.7	27.4	26.9	39.1	
3. Some	4.0	4.0	4.0	3.9	1.6	2.2	5.0	3.6	5.2	3.6	5.3	1.8	2.5	3.9	10.7	16.6	
4. Most	1.1	1.4	0.8	0.8	0.6	0.9	-	1.3	2.4	0.8	2.0	0.4	0.5	1.6	2.8	6.2	
5. All	0.6	0.6	0.6	0.4	0.5	1.4	0.6	0.3	*	0.3	1.5	0.1	0.5	0.4	1.1	5.9	
<i>Item 7151 Subject A02a</i>	<i>N</i>	<i>2280</i>	<i>1061</i>	<i>1167</i>	<i>1597</i>	<i>234</i>	<i>481</i>	<i>612</i>	<i>778</i>	<i>408</i>	<i>1765</i>	<i>455</i>	<i>1091</i>	<i>494</i>	<i>233</i>	<i>392</i>	<i>44</i>

*less than .05 percent.

QUESTIONNAIRE FORM 2 2004	TOTAL	SEX		RACE		REGION				COLLEGE PLANS?		ILLICIT DRUG USE: LIFETIME				
		M	F	White	Black	NE	NC	S	W	Yes	No	None	Mari- juana Only	Few Pills	More Pills	Any Her- oin
<i>N (Weighted No. of Cases):</i>	2519	1181	1239	1688	273	536	664	856	463	1862	498	1174	539	254	433	54
<i>% of Weighted Total:</i>	100.0	46.9	49.2	67.0	10.8	21.3	26.4	34.0	18.4	73.9	19.8	46.6	21.4	10.1	17.2	2.2
E01B: Take PCP (angel dust)?																
1. None	88.2	89.2	87.5	88.0	93.4	87.3	88.7	88.7	87.7	89.1	85.0	93.3	91.4	82.5	77.9	50.8
2. A few	9.0	7.4	10.2	9.9	4.4	9.5	9.4	8.1	9.5	8.9	9.8	5.1	6.8	15.4	16.8	29.6
3. Some	1.8	2.1	1.5	1.5	0.8	2.1	1.3	2.1	1.4	1.4	3.1	1.2	1.2	0.4	3.5	9.8
4. Most	0.5	0.3	0.6	0.1	0.9	0.6	-	0.7	0.7	0.4	0.6	0.3	0.4	1.3	0.3	3.8
5. All	0.6	1.0	0.2	0.5	0.5	0.6	0.6	0.5	0.7	0.3	1.5	0.1	0.3	0.4	1.4	6.1
<i>Item 7201 Subject A02a</i>	<i>N</i> 2260	1052	1157	1580	233	473	607	776	404	1752	453	1082	488	233	387	43
E01C: Take amyl or butyl nitrites (poppers, snappers, Locker Room, Vaporole, Rush, Kick, Bullet)?																
1. None	90.6	90.4	90.6	90.4	92.6	90.9	90.8	90.3	90.3	90.7	89.6	93.5	92.2	88.2	85.2	61.5
2. A few	6.7	6.0	7.3	7.4	5.0	6.4	7.8	6.4	6.0	7.1	5.7	4.9	6.6	7.5	10.6	17.6
3. Some	1.6	1.9	1.4	1.3	1.2	1.1	0.9	2.4	1.7	1.5	1.6	1.4	0.5	2.9	1.4	12.7
4. Most	0.6	0.9	0.4	0.4	0.7	0.4	-	0.6	2.0	0.3	1.8	0.1	0.3	0.9	1.9	5.7
5. All	0.5	0.9	0.2	0.4	0.5	1.2	0.5	0.4	*	0.3	1.2	0.1	0.4	0.4	1.0	2.5
<i>Item 7202 Subject A02a</i>	<i>N</i> 2260	1055	1155	1586	230	473	607	776	404	1756	450	1086	488	231	388	42
E02: How much do you think people risk harming themselves (physically or in other ways) if they . . .																
E02A: Try cocaine in powder form once or twice																
1. No risk	10.0	11.8	7.5	9.2	13.6	9.8	7.6	11.2	11.7	8.2	15.4	7.4	6.1	12.2	19.0	7.4
2. Slight risk	18.7	17.3	20.3	20.5	8.2	17.7	20.6	15.9	22.2	18.8	19.6	13.5	17.2	23.2	30.2	42.3
3. Moderate risk	22.0	21.3	22.4	23.6	20.6	23.6	21.9	21.3	21.9	23.4	17.4	22.5	25.7	17.2	18.7	32.1
4. Great risk	45.4	44.8	46.6	42.5	55.9	44.2	46.5	47.6	40.6	46.0	42.9	51.9	46.3	44.2	31.3	17.7
5. Can't say, drug unfamiliar	3.9	4.8	3.2	4.2	1.8	4.7	3.4	4.1	3.6	3.5	4.7	4.6	4.8	3.1	0.8	0.5
<i>Item 12501 Subject A14a</i>	<i>N</i> 2258	1052	1155	1581	232	472	607	775	404	1748	452	1079	488	232	391	43
E02B: Take cocaine powder occasionally																
1. No risk	5.3	7.2	3.1	4.6	9.6	5.2	4.1	6.5	4.7	3.7	10.0	4.7	4.0	6.6	5.8	7.7
2. Slight risk	7.2	7.0	7.1	7.6	3.5	4.2	7.2	8.5	8.4	5.8	12.4	3.5	3.6	9.0	19.5	20.0
3. Moderate risk	21.7	20.9	22.6	22.9	14.1	21.6	22.9	19.1	25.3	23.0	18.7	19.8	21.8	24.5	25.1	31.7
4. Great risk	61.6	60.2	63.3	60.4	71.4	64.1	62.0	61.7	57.8	63.8	53.2	67.2	65.5	55.9	48.6	40.6
5. Can't say, drug unfamiliar	4.2	4.8	3.7	4.5	1.5	4.9	3.8	4.2	3.8	3.6	5.7	4.8	5.1	4.0	1.0	-
<i>Item 12502 Subject A14a</i>	<i>N</i> 2258	1053	1152	1582	231	469	608	778	403	1750	452	1082	484	233	391	44
E02C: Take cocaine powder regularly																
1. No risk	5.0	6.6	3.2	4.2	10.7	5.1	4.1	5.8	4.6	3.4	9.8	4.9	4.3	6.6	3.9	5.2
2. Slight risk	1.5	2.0	1.1	1.3	1.0	1.4	1.4	1.7	1.4	1.2	3.0	1.0	0.8	1.4	2.7	5.8
3. Moderate risk	7.5	7.8	7.1	7.2	7.6	4.3	7.2	8.9	8.8	6.0	12.4	4.2	6.5	8.9	14.4	25.4
4. Great risk	81.7	78.4	85.0	82.7	79.1	84.0	83.5	79.3	81.1	85.6	68.8	85.1	82.8	79.7	77.7	62.6
5. Can't say, drug unfamiliar	4.3	5.2	3.6	4.7	1.5	5.2	3.8	4.4	4.0	3.7	6.0	4.8	5.6	3.4	1.3	1.0
<i>Item 12503 Subject A14a</i>	<i>N</i> 2251	1056	1143	1578	231	473	604	774	400	1744	449	1075	488	231	388	43
E02D: Try "crack" cocaine once or twice																
1. No risk	8.5	9.7	7.0	7.5	14.3	8.3	6.5	10.0	8.9	6.8	13.5	7.1	6.0	11.1	13.0	8.6
2. Slight risk	17.2	15.1	19.2	18.0	9.7	16.6	18.8	14.5	21.0	17.3	17.8	13.8	17.5	21.4	22.3	43.9
3. Moderate risk	21.6	21.2	21.9	23.4	20.0	23.9	19.1	21.6	22.6	22.9	17.3	21.5	21.4	17.7	24.5	26.1
4. Great risk	47.8	48.4	47.5	46.2	53.5	44.9	50.4	49.4	44.0	48.6	45.0	52.1	49.0	45.4	38.7	20.3
5. Can't say, drug unfamiliar	4.9	5.5	4.4	4.9	2.5	6.3	5.2	4.6	3.5	4.4	6.3	5.4	6.1	4.4	1.4	1.1
<i>Item 12504 Subject A14a</i>	<i>N</i> 2243	1050	1143	1576	231	468	603	775	397	1742	448	1076	488	229	387	40
E02E: Take "crack" cocaine occasionally																
1. No risk	4.7	6.4	2.9	3.7	10.9	4.7	3.8	6.3	3.1	3.2	9.1	4.8	4.0	4.4	4.6	8.7
2. Slight risk	4.7	4.2	4.8	4.6	2.5	2.3	5.1	4.9	6.3	3.6	8.8	2.5	3.2	6.0	11.2	11.8
3. Moderate risk	21.0	18.6	23.2	22.2	14.7	21.5	20.7	18.4	25.8	22.1	17.6	19.4	18.8	26.0	24.2	29.3
4. Great risk	64.5	65.0	64.5	64.2	69.4	65.1	65.3	65.4	61.0	66.6	57.5	67.8	68.0	59.2	58.0	48.4
5. Can't say, drug unfamiliar	5.1	5.8	4.5	5.3	2.5	6.4	5.2	5.0	3.8	4.5	7.0	5.5	6.1	4.4	2.1	1.7
<i>Item 12505 Subject A14a</i>	<i>N</i> 2239	1049	1139	1572	230	463	609	774	393	1734	448	1075	487	226	383	41

* = less than .05 percent.

MONITORING THE FUTURE

QUESTIONNAIRE FORM 2 2004	TOTAL	SEX		RACE		REGION				COLLEGE PLANS?		ILLICIT DRUG USE: LIFETIME					
		M	F	White	Black	NE	NC	S	W	Yes	No	None	Mari- juana Only	Few Pills	More Pills	Any Her- oin	
<i>N (Weighted No. of Cases):</i>	2519	1181	1239	1688	273	536	664	856	463	1862	498	1174	539	254	433	54	
<i>% of Weighted Total:</i>	100.0	46.9	49.2	67.0	10.8	21.3	26.4	34.0	18.4	73.9	19.8	46.6	21.4	10.1	17.2	2.2	
E02F: Take “crack” cocaine regularly																	
1. No risk	4.7	6.3	3.1	3.9	10.8	4.9	3.7	6.1	3.3	3.4	8.9	4.5	4.2	5.2	4.6	4.9	
2. Slight risk	1.2	1.4	1.0	0.9	0.8	0.8	1.9	1.0	1.0	0.8	3.0	0.9	1.1	0.5	1.6	6.8	
3. Moderate risk	5.5	5.2	5.7	5.3	5.9	3.9	4.7	6.4	7.0	4.5	9.2	3.0	4.7	7.5	11.0	12.5	
4. Great risk	83.5	81.2	85.7	84.7	80.4	84.2	84.4	81.7	84.7	86.9	72.2	86.0	83.5	82.7	80.6	74.7	
5. Can't say, drug unfamiliar	5.1	5.9	4.5	5.3	2.2	6.3	5.4	4.8	3.9	4.6	6.7	5.6	6.4	4.1	2.1	1.0	
<i>Item 12506 Subject A14a</i>	<i>N</i>	<i>2238</i>	<i>1044</i>	<i>1145</i>	<i>1572</i>	<i>231</i>	<i>468</i>	<i>604</i>	<i>774</i>	<i>392</i>	<i>1734</i>	<i>451</i>	<i>1069</i>	<i>487</i>	<i>230</i>	<i>383</i>	<i>42</i>
E02G: Try PCP once or twice																	
1. No risk	6.7	8.2	5.0	5.8	11.4	5.8	5.9	8.0	6.5	5.4	10.7	5.7	5.2	7.8	9.5	7.7	
2. Slight risk	15.8	14.8	17.0	17.2	8.1	17.2	15.2	13.2	20.5	15.9	15.8	11.5	16.2	19.4	22.9	40.1	
3. Moderate risk	19.8	20.9	18.6	22.0	15.8	22.3	18.0	20.0	19.1	20.9	15.9	18.2	20.0	21.0	23.8	21.1	
4. Great risk	47.1	47.7	46.9	44.6	55.2	44.1	48.4	48.9	45.4	47.7	45.6	53.0	46.1	43.9	37.2	27.6	
5. Can't say, drug unfamiliar	10.5	8.4	12.6	10.4	9.6	10.7	12.5	9.9	8.6	10.1	12.0	11.5	12.5	8.0	6.6	3.5	
<i>Item 12415 Subject A14a</i>	<i>N</i>	<i>2226</i>	<i>1040</i>	<i>1135</i>	<i>1559</i>	<i>228</i>	<i>464</i>	<i>602</i>	<i>772</i>	<i>387</i>	<i>1732</i>	<i>439</i>	<i>1063</i>	<i>484</i>	<i>228</i>	<i>385</i>	<i>44</i>
E02H: Try crystal meth (“ice”)																	
1. No risk	6.8	8.2	5.1	5.7	13.2	7.1	5.1	8.2	6.0	5.0	12.4	5.7	5.5	8.2	8.8	13.0	
2. Slight risk	12.5	11.6	13.3	13.5	5.3	13.4	13.0	9.7	16.3	13.1	11.0	8.5	11.0	15.0	22.7	28.3	
3. Moderate risk	18.7	18.7	18.8	20.7	12.0	20.2	17.2	18.9	18.7	19.2	16.8	16.2	20.6	19.5	22.2	28.4	
4. Great risk	52.4	52.0	52.8	50.4	58.4	47.6	53.4	54.1	53.0	53.3	49.8	59.0	51.0	52.1	40.2	24.4	
5. Can't say, drug unfamiliar	9.7	9.4	10.0	9.8	11.0	11.7	11.4	9.1	5.9	9.4	10.1	10.6	11.9	5.3	6.1	5.9	
<i>Item 24420 Subject A14a</i>	<i>N</i>	<i>2221</i>	<i>1043</i>	<i>1128</i>	<i>1564</i>	<i>230</i>	<i>465</i>	<i>593</i>	<i>772</i>	<i>391</i>	<i>1721</i>	<i>447</i>	<i>1067</i>	<i>487</i>	<i>222</i>	<i>380</i>	<i>42</i>
E03: On how many occasions (if any) have you used “crack” cocaine?																	
E03A: . . . in your lifetime?																	
1. 0 occasions	95.7	95.3	96.1	95.9	99.2	96.4	96.1	96.0	94.0	96.7	92.2	100.0	100.0	94.7	83.9	45.7	
2. 1-2	2.2	2.5	1.9	2.2	-	1.2	2.1	2.0	3.8	1.8	3.1	-	-	5.3	8.0	14.6	
3. 3-5	0.7	0.9	0.4	0.7	-	0.9	0.7	0.2	1.1	0.5	1.4	-	-	-	2.5	13.8	
4. 6-9	0.5	0.5	0.6	0.4	0.3	0.7	0.3	0.5	0.6	0.4	1.0	-	-	-	2.1	9.9	
5. 10-19	0.3	0.6	0.1	0.3	-	-	0.2	0.8	-	0.3	0.6	-	-	-	1.5	4.0	
6. 20-39	0.3	-	0.5	0.4	-	0.2	0.4	0.2	0.3	0.1	0.9	-	-	-	1.0	5.3	
7. 40 or more	0.3	0.2	0.4	0.2	0.5	0.5	0.2	0.3	0.2	0.2	0.9	-	-	-	1.0	6.7	
<i>Item 22260 Subject A01a</i>	<i>N</i>	<i>2256</i>	<i>1052</i>	<i>1155</i>	<i>1587</i>	<i>229</i>	<i>464</i>	<i>610</i>	<i>781</i>	<i>400</i>	<i>1756</i>	<i>448</i>	<i>1081</i>	<i>493</i>	<i>231</i>	<i>391</i>	<i>38</i>
E03B: . . . during the last 12 months?																	
1. 0 occasions	97.6	97.3	98.1	97.8	98.9	98.7	97.2	97.6	97.2	98.5	94.3	100.0	100.0	97.3	91.4	69.2	
2. 1-2	1.1	1.4	0.8	0.8	-	0.2	1.2	1.1	1.8	0.6	2.8	-	-	2.7	4.0	4.7	
3. 3-5	0.6	0.7	0.4	0.8	0.3	0.4	0.7	0.7	0.7	0.4	1.3	-	-	-	2.0	14.2	
4. 6-9	0.3	0.4	0.2	0.3	0.3	0.2	0.2	0.5	0.2	0.3	0.5	-	-	-	1.3	5.3	
5. 10-19	0.1	-	0.3	0.2	-	0.2	0.4	-	-	-	0.8	-	-	-	0.7	2.1	
6. 20-39	-	-	-	-	-	-	-	-	-	-	-	-	-	-	-	-	
7. 40 or more	0.2	0.2	0.1	0.1	0.5	0.4	0.2	0.1	0.2	0.2	0.3	-	-	-	0.6	4.5	
<i>Item 22270 Subject A01b</i>	<i>N</i>	<i>2259</i>	<i>1054</i>	<i>1156</i>	<i>1589</i>	<i>229</i>	<i>464</i>	<i>611</i>	<i>782</i>	<i>402</i>	<i>1757</i>	<i>449</i>	<i>1081</i>	<i>493</i>	<i>231</i>	<i>392</i>	<i>39</i>
E03C: . . . during the last 30 days?																	
1. 0 occasions	98.9	98.8	99.2	98.9	99.2	98.9	98.6	99.1	99.1	99.2	97.8	100.0	100.0	100.0	95.7	81.1	
2. 1-2	0.6	0.9	0.3	0.8	-	0.7	0.5	0.6	0.6	0.6	0.7	-	-	-	2.6	10.8	
3. 3-5	0.2	0.1	0.4	0.3	-	0.1	0.4	0.3	-	*	1.1	-	-	-	1.1	1.8	
4. 6-9	0.1	0.1	-	*	0.3	-	0.2	-	-	0.1	-	-	-	-	0.2	1.7	
5. 10-19	-	-	-	-	-	-	-	-	-	-	-	-	-	-	-	-	
6. 20-39	-	-	-	-	-	-	-	-	-	-	-	-	-	-	-	-	
7. 40 or more	0.2	0.1	0.1	-	0.5	0.3	0.2	-	0.2	0.1	0.3	-	-	-	0.4	4.6	
<i>Item 22280 Subject A01c</i>	<i>N</i>	<i>2258</i>	<i>1054</i>	<i>1155</i>	<i>1589</i>	<i>229</i>	<i>464</i>	<i>610</i>	<i>781</i>	<i>402</i>	<i>1757</i>	<i>449</i>	<i>1081</i>	<i>493</i>	<i>231</i>	<i>392</i>	<i>38</i>
E04: On how many occasions (if any) have you used PCP?																	
E04A: . . . in your lifetime?																	
1. 0 occasions	98.4	97.7	99.2	98.4	98.9	97.3	98.0	98.9	99.0	98.6	97.4	100.0	100.0	100.0	93.7	69.7	
2. 1-2	1.0	1.3	0.5	1.3	-	1.8	1.5	0.5	0.3	0.8	1.7	-	-	-	4.6	12.1	
3. 3-5	0.3	0.5	0.1	0.2	-	0.3	-	0.3	0.5	0.2	0.4	-	-	-	1.0	4.2	
4. 6-9	0.1	0.2	-	-	0.3	0.2	0.1	0.1	-	0.1	0.2	-	-	-	0.4	1.6	
5. 10-19	0.1	0.2	0.1	*	0.3	-	0.2	0.2	-	0.1	0.3	-	-	-	-	6.0	
6. 20-39	*	-	0.1	*	-	0.2	-	-	-	*	-	-	-	-	-	1.8	
7. 40 or more	0.2	0.1	0.1	0.1	0.5	0.3	0.2	-	0.2	0.2	0.2	-	-	-	0.4	4.5	
<i>Item 1181 Subject A01a</i>	<i>N</i>	<i>2248</i>	<i>1046</i>	<i>1155</i>	<i>1583</i>	<i>230</i>	<i>463</i>	<i>607</i>	<i>776</i>	<i>403</i>	<i>1750</i>	<i>446</i>	<i>1073</i>	<i>494</i>	<i>230</i>	<i>389</i>	<i>39</i>

* = less than .05 percent.

DESCRIPTIVE RESULTS: 2004

125

QUESTIONNAIRE FORM 2 2004	TOTAL	SEX		RACE		REGION				COLLEGE PLANS?		ILLICIT DRUG USE: LIFETIME					
		M	F	White	Black	NE	NC	S	W	Yes	No	None	Mari- juana Only	Few Pills	More Pills	Any Her- oin	
<i>N (Weighted No. of Cases):</i>	2519	1181	1239	1688	273	536	664	856	463	1862	498	1174	539	254	433	54	
<i>% of Weighted Total:</i>	100.0	46.9	49.2	67.0	10.8	21.3	26.4	34.0	18.4	73.9	19.8	46.6	21.4	10.1	17.2	2.2	
E04B: . . . during the last 12 months?																	
1. 0 occasions	99.3	99.1	99.8	99.6	98.9	99.1	99.4	99.4	99.4	99.4	99.1	100.0	100.0	100.0	98.3	80.4	
2. 1-2	0.2	0.3	-	0.2	-	0.3	0.2	0.3	0.1	0.2	0.1	-	-	-	1.0	1.8	
3. 3-5	0.2	0.3	-	-	-	0.2	-	0.2	0.4	*	0.5	-	-	-	0.4	5.4	
4. 6-9	0.1	0.2	0.1	0.1	0.6	0.2	0.2	0.2	-	0.1	0.2	-	-	-	-	8.0	
5. 10-19	*	0.1	-	0.1	-	-	0.1	-	-	*	-	-	-	-	-	2.1	
6. 20-39	-	-	-	-	-	-	-	-	-	-	-	-	-	-	-	-	
7. 40 or more	0.1	0.1	0.1	-	0.5	0.3	0.1	-	0.2	0.1	0.2	-	-	-	0.4	2.3	
<i>Item 1182 Subject A01b</i>	<i>N</i>	2252	1049	1155	1586	230	464	608	777	403	1752	447	1075	494	230	389	40
E04C: . . . during the last 30 days?																	
1. 0 occasions	99.6	99.4	99.8	99.9	98.9	99.4	99.5	99.8	99.4	99.7	99.1	100.0	100.0	100.0	99.3	83.6	
2. 1-2	0.1	0.2	0.1	0.1	-	0.3	0.2	-	-	0.1	0.3	-	-	-	0.3	3.1	
3. 3-5	0.1	0.2	0.1	0.1	0.3	-	0.1	0.1	0.4	0.1	0.3	-	-	-	-	7.6	
4. 6-9	0.1	0.1	-	-	0.3	-	0.1	0.1	-	*	0.2	-	-	-	-	3.4	
5. 10-19	-	-	-	-	-	-	-	-	-	-	-	-	-	-	-	-	
6. 20-39	-	-	-	-	-	-	-	-	-	-	-	-	-	-	-	-	
7. 40 or more	0.1	0.1	0.1	-	0.5	0.3	0.1	-	0.2	0.1	0.2	-	-	-	0.4	2.3	
<i>Item 1183 Subject A01c</i>	<i>N</i>	2250	1048	1155	1584	230	463	608	776	403	1752	446	1075	494	230	389	39
E05: On how many occasions (if any) have you used amyl or butyl nitrites?																	
E05A: . . . in your lifetime?																	
1. 0 occasions	98.8	98.4	99.2	98.9	98.9	98.7	99.2	99.0	97.8	99.2	97.0	100.0	100.0	100.0	95.4	79.0	
2. 1-2	0.5	0.7	0.3	0.7	-	0.5	0.2	0.2	1.4	0.2	1.5	-	-	-	2.2	5.8	
3. 3-5	0.2	0.3	0.1	0.2	0.3	0.2	0.1	0.4	-	0.2	0.1	-	-	-	0.8	1.9	
4. 6-9	0.3	0.3	0.2	0.2	0.3	0.2	0.2	0.2	0.5	0.1	0.9	-	-	-	0.8	7.6	
5. 10-19	*	0.1	-	-	-	-	-	0.1	-	-	0.2	-	-	-	-	1.8	
6. 20-39	-	-	-	-	-	-	-	-	-	-	-	-	-	-	-	-	
7. 40 or more	0.2	0.2	0.2	0.1	0.5	0.5	0.2	0.1	0.2	0.2	0.3	-	-	-	0.7	4.0	
<i>Item 1184 Subject A01a</i>	<i>N</i>	2232	1043	1149	1576	224	455	608	770	400	1739	443	1064	493	229	386	38
E05B: . . . during the last 12 months?																	
1. 0 occasions	99.3	98.9	99.7	99.6	99.2	99.4	99.5	99.5	98.5	99.5	98.5	100.0	100.0	100.0	97.5	85.1	
2. 1-2	0.2	0.3	0.1	0.3	-	-	0.1	-	0.8	0.1	0.6	-	-	-	0.8	2.1	
3. 3-5	0.2	0.3	-	0.1	-	0.2	-	0.3	0.2	0.2	0.2	-	-	-	0.9	-	
4. 6-9	0.2	0.3	-	-	0.3	-	0.1	0.2	0.4	*	0.5	-	-	-	-	8.9	
5. 10-19	*	0.1	-	0.1	-	-	0.1	-	-	*	-	-	-	-	-	2.1	
6. 20-39	-	-	-	-	-	-	-	-	-	-	-	-	-	-	-	-	
7. 40 or more	0.2	0.1	0.2	-	0.5	0.5	0.1	0.1	0.2	0.2	0.3	-	-	-	0.7	1.8	
<i>Item 1185 Subject A01b</i>	<i>N</i>	2239	1043	1151	1578	228	460	608	770	401	1746	442	1070	494	230	386	39
E05C: . . . during the last 30 days?																	
1. 0 occasions	99.4	98.9	99.8	99.6	99.2	99.4	99.7	99.6	98.5	99.6	98.5	100.0	100.0	100.0	97.5	88.7	
2. 1-2	0.3	0.6	-	0.4	-	0.2	0.1	0.3	0.8	0.2	0.7	-	-	-	1.5	2.2	
3. 3-5	0.1	0.2	-	-	-	-	-	-	0.5	*	0.3	-	-	-	0.2	3.8	
4. 6-9	0.1	0.1	-	-	0.3	-	0.1	0.1	-	*	0.2	-	-	-	-	3.4	
5. 10-19	-	-	-	-	-	-	-	-	-	-	-	-	-	-	-	-	
6. 20-39	-	-	-	-	-	-	-	-	-	-	-	-	-	-	-	-	
7. 40 or more	0.2	0.1	0.2	-	0.5	0.5	0.1	0.1	0.2	0.2	0.3	-	-	-	0.7	1.8	
<i>Item 1186 Subject A01c</i>	<i>N</i>	2236	1045	1151	1580	223	457	608	770	402	1742	444	1065	494	230	386	38
E06: Steroids, or anabolic steroids, are sometimes prescribed by doctors to promote healing from certain types of injuries. Some athletes, and others, have used them to try to increase muscle development. On how many occasions (if any) have you taken steroids on your own—that is, without a doctor telling you to take them . . .																	

*=less than .05 percent.

MONITORING THE FUTURE

QUESTIONNAIRE FORM 2 2004	TOTAL	SEX		RACE		REGION				COLLEGE PLANS?		ILLICIT DRUG USE: LIFETIME				
		M	F	White	Black	NE	NC	S	W	Yes	No	None	Mari- juana Only	Few Pills	More Pills	Any Her- oin
<i>N (Weighted No. of Cases):</i>	2519	1181	1239	1688	273	536	664	856	463	1862	498	1174	539	254	433	54
<i>% of Weighted Total:</i>	100.0	46.9	49.2	67.0	10.8	21.3	26.4	34.0	18.4	73.9	19.8	46.6	21.4	10.1	17.2	2.2
E06A: . . . in your lifetime?																
1. 0 occasions	97.5	97.1	97.8	97.6	98.0	96.3	97.1	98.4	97.7	97.6	97.4	100.0	100.0	94.6	90.3	86.5
2. 1-2	1.5	1.4	1.5	1.5	0.6	1.9	1.9	0.7	1.7	1.4	1.0	-	-	4.6	5.6	1.3
3. 3-5	0.2	0.4	-	0.2	-	0.2	0.1	0.2	0.2	0.1	0.4	-	-	0.3	0.8	-
4. 6-9	0.3	0.4	0.3	0.3	0.9	0.3	0.4	0.5	-	0.3	0.6	-	-	-	1.4	3.4
5. 10-19	0.2	0.2	0.1	0.2	-	0.7	0.1	-	-	0.2	-	-	-	-	0.8	1.4
6. 20-39	0.1	0.2	0.1	*	-	0.1	0.2	-	0.2	0.1	0.3	-	-	0.5	-	3.5
7. 40 or more	0.3	0.3	0.2	0.1	0.5	0.5	0.2	0.2	0.3	0.3	0.3	-	-	-	1.1	4.0
<i>Item 22690 Subject A01a</i>	<i>N</i> 2245	1049	1148	1583	229	460	609	774	401	1748	443	1071	494	230	389	39
E06B: . . . during the last 12 months?																
1. 0 occasions	98.3	97.9	98.8	98.4	98.3	97.1	98.7	98.8	98.3	98.5	98.0	100.0	100.0	98.5	92.7	86.1
2. 1-2	0.8	1.0	0.6	1.0	0.6	1.2	0.5	0.6	1.1	0.6	0.9	-	-	0.6	4.1	-
3. 3-5	0.2	0.3	0.1	0.2	-	0.5	0.1	0.1	0.2	0.2	0.2	-	-	0.3	0.9	-
4. 6-9	0.2	0.2	0.2	0.1	0.6	0.1	0.3	0.3	-	0.1	0.4	-	-	0.3	0.3	6.0
5. 10-19	0.3	0.3	0.2	0.2	-	0.7	0.1	0.1	0.3	0.2	0.2	-	-	0.3	0.9	3.9
6. 20-39	*	0.1	-	0.1	-	-	0.1	-	-	*	-	-	-	-	-	2.1
7. 40 or more	0.2	0.2	0.2	0.1	0.5	0.5	0.1	0.2	0.2	0.2	0.3	-	-	-	1.0	1.8
<i>Item 22700 Subject A01b</i>	<i>N</i> 2245	1049	1148	1583	229	460	609	775	401	1749	443	1071	494	230	390	39
E06C: . . . during the last 30 days?																
1. 0 occasions	98.8	98.5	99.1	98.9	98.3	97.1	99.4	99.4	98.7	99.0	98.3	100.0	100.0	99.4	95.0	85.6
2. 1-2	0.6	0.9	0.4	0.8	-	1.6	0.3	0.2	0.8	0.5	0.8	-	-	0.3	2.9	3.9
3. 3-5	0.1	0.1	0.1	0.1	0.3	0.2	-	0.1	0.1	0.1	-	-	-	-	0.3	1.7
4. 6-9	0.1	0.1	0.2	0.1	0.3	-	0.1	0.2	0.2	0.1	0.3	-	-	0.3	0.3	1.6
5. 10-19	0.1	0.3	-	0.2	-	0.3	0.1	0.1	-	0.2	-	-	-	-	0.6	2.1
6. 20-39	0.1	-	0.1	-	0.6	0.3	-	-	-	-	0.3	-	-	-	-	3.5
7. 40 or more	0.2	0.1	0.2	-	0.5	0.5	0.1	0.1	0.2	0.2	0.3	-	-	-	0.7	1.8
<i>Item 22710 Subject A01c</i>	<i>N</i> 2247	1050	1150	1583	230	462	609	775	401	1749	445	1071	494	230	390	40
E07: What methods have you used for taking steroids on your own? (Mark all that apply.)																
A. Injection	0.2	0.4	-	0.1	-	-	0.4	0.2	-	0.2	0.2	-	-	-	0.4	6.1
B. By mouth	1.6	1.9	1.3	1.9	0.6	1.9	1.7	1.1	1.9	1.4	1.8	-	-	2.7	7.2	2.9
C. Haven't used steroids	98.3	97.8	98.7	98.0	99.4	98.1	98.0	98.7	98.1	98.4	98.0	100.0	100.0	97.3	92.4	92.5
<i>Item 23790-23800,30940 Subject A05d N</i>	2226	1040	1139	1577	226	452	603	772	399	1733	442	1072	492	224	381	36
E08: When (if ever) did you FIRST do each of the following things?																
E08A: Try "crack" cocaine																
8. Never	95.9	95.4	96.4	96.2	98.3	96.3	96.1	96.7	93.6	96.9	91.7	100.0	100.0	94.7	84.8	41.0
1. Grade 6 or below	0.3	0.3	0.2	0.1	0.5	0.3	0.2	0.2	0.6	0.2	0.8	-	-	-	1.3	3.9
2. Grade 7	0.1	0.1	0.1	0.1	0.3	-	0.2	0.1	-	0.1	-	-	-	0.3	-	3.8
3. Grade 8	0.2	-	0.3	0.2	-	0.6	-	-	0.3	0.1	0.3	-	-	-	0.3	7.4
4. Grade 9 (Freshman)	0.4	0.5	0.3	0.2	0.3	0.6	0.4	0.3	0.4	0.4	0.4	-	-	0.2	1.1	10.3
5. Grade 10 (Sophomore)	1.3	1.3	1.3	1.4	-	0.9	1.0	1.4	1.7	1.2	1.8	-	-	2.4	4.8	12.8
6. Grade 11 (Junior)	1.0	1.6	0.6	1.0	-	0.2	1.4	0.5	2.6	0.6	3.0	-	-	1.6	4.4	8.4
7. Grade 12 (Senior)	0.8	0.8	0.7	0.9	0.6	1.2	0.6	0.7	0.9	0.5	2.0	-	-	0.7	3.2	12.3
<i>Item 5661 Subject A01g</i>	<i>N</i> 2199	1019	1134	1546	230	452	602	755	390	1720	432	1065	494	220	361	40
E08B: Try any other form of cocaine																
8. Never	92.5	90.7	94.3	91.6	98.8	93.6	93.7	92.3	89.7	93.8	87.3	100.0	100.0	92.8	67.5	19.3
1. Grade 6 or below	*	-	-	-	0.3	-	-	-	0.2	*	-	-	-	-	-	1.8
2. Grade 7	0.2	0.3	0.2	0.1	-	0.3	-	0.4	0.4	0.2	0.3	-	-	-	1.3	1.6
3. Grade 8	0.3	0.3	0.4	0.3	-	0.7	-	0.2	0.7	0.3	0.6	-	-	-	1.0	9.1
4. Grade 9 (Freshman)	1.3	1.4	1.3	1.5	0.3	1.4	2.0	0.8	1.2	1.3	1.7	-	-	0.6	6.3	13.8
5. Grade 10 (Sophomore)	1.7	2.7	0.9	1.6	0.6	1.0	1.8	1.6	2.8	1.4	3.1	-	-	2.7	5.8	27.8
6. Grade 11 (Junior)	2.4	3.1	1.5	3.1	-	1.4	1.1	3.4	3.4	1.9	4.0	-	-	2.0	11.5	15.1
7. Grade 12 (Senior)	1.5	1.4	1.4	1.8	-	1.6	1.4	1.4	1.7	1.1	3.0	-	-	1.9	6.5	11.6
<i>Item 5662 Subject A01g</i>	<i>N</i> 2197	1019	1133	1548	227	451	602	757	388	1719	428	1065	489	222	362	40

* = less than .05 percent.

DESCRIPTIVE RESULTS: 2004

127

QUESTIONNAIRE FORM 2 2004	TOTAL	SEX		RACE		REGION				COLLEGE PLANS?		ILLICIT DRUG USE: LIFETIME				
		M	F	White	Black	NE	NC	S	W	Yes	No	None	Mari- juana Only	Few Pills	More Pills	Any Her- oin
<i>N (Weighted No. of Cases):</i>	2519	1181	1239	1688	273	536	664	856	463	1862	498	1174	539	254	433	54
<i>% of Weighted Total:</i>	100.0	46.9	49.2	67.0	10.8	21.3	26.4	34.0	18.4	73.9	19.8	46.6	21.4	10.1	17.2	2.2
E08C: Try PCP																
8. Never	98.4	97.7	99.3	98.7	98.3	96.9	98.7	98.8	98.9	98.7	97.3	100.0	100.0	100.0	94.3	64.9
1. Grade 6 or below	0.1	0.1	-	-	0.5	0.2	0.1	-	0.2	*	0.3	-	-	-	0.2	1.8
2. Grade 7	0.1	0.3	-	0.1	-	-	0.1	0.3	-	-	0.5	-	-	-	0.5	2.1
3. Grade 8	0.1	0.1	-	0.1	-	0.3	-	0.1	-	0.1	-	-	-	-	0.5	-
4. Grade 9 (Freshman)	0.2	0.3	0.2	0.2	0.6	0.7	0.2	0.1	-	0.3	0.2	-	-	-	0.4	9.9
5. Grade 10 (Sophomore)	0.6	1.0	0.2	0.6	-	0.7	0.3	0.6	0.9	0.5	0.8	-	-	-	2.0	14.6
6. Grade 11 (Junior)	0.3	0.5	0.2	0.3	0.6	0.7	0.6	0.1	0.1	0.2	0.9	-	-	-	1.3	6.6
7. Grade 12 (Senior)	0.1	-	0.1	0.1	-	0.6	-	-	-	0.2	-	-	-	-	0.7	-
<i>Item 5686 Subject A01g</i>	<i>N</i>	<i>2221</i>	<i>1041</i>	<i>1138</i>	<i>1567</i>	<i>225</i>	<i>454</i>	<i>600</i>	<i>770</i>	<i>1731</i>	<i>437</i>	<i>1058</i>	<i>495</i>	<i>229</i>	<i>379</i>	<i>39</i>
E08D: Try amyl or butyl nitrites																
8. Never	99.0	98.7	99.3	99.2	98.9	99.0	99.2	99.2	98.5	99.3	98.1	100.0	100.0	99.7	96.6	79.7
1. Grade 6 or below	0.2	0.1	0.1	-	0.5	0.5	0.1	-	0.2	0.1	0.3	-	-	-	0.6	1.9
2. Grade 7	0.1	0.1	0.1	*	-	-	0.1	0.1	-	*	-	-	-	0.3	0.2	-
3. Grade 8	0.1	0.2	0.1	0.2	-	-	0.4	-	-	0.1	-	-	-	-	0.2	4.4
4. Grade 9 (Freshman)	0.2	0.2	0.2	0.1	0.3	0.5	0.1	0.2	-	0.2	0.4	-	-	-	0.6	6.4
5. Grade 10 (Sophomore)	0.2	0.2	0.1	0.1	0.3	-	0.1	0.2	0.5	0.1	0.5	-	-	-	0.5	5.8
6. Grade 11 (Junior)	0.3	0.5	0.1	0.3	-	-	-	0.3	0.8	0.2	0.7	-	-	-	1.4	1.8
7. Grade 12 (Senior)	-	-	-	-	-	-	-	-	-	-	-	-	-	-	-	-
<i>Item 5687 Subject A01g</i>	<i>N</i>	<i>2211</i>	<i>1028</i>	<i>1138</i>	<i>1559</i>	<i>224</i>	<i>454</i>	<i>603</i>	<i>761</i>	<i>1727</i>	<i>434</i>	<i>1061</i>	<i>492</i>	<i>229</i>	<i>370</i>	<i>37</i>
E08E: Try crystal meth ("ice")																
8. Never	97.2	97.2	97.4	97.3	99.4	99.2	97.6	96.7	95.1	97.8	94.7	100.0	100.0	97.4	88.5	60.6
1. Grade 6 or below	0.1	0.1	-	-	0.3	0.2	-	-	0.2	*	0.2	-	-	-	0.2	1.8
2. Grade 7	-	-	-	-	-	-	-	-	-	-	-	-	-	-	-	-
3. Grade 8	0.3	0.1	0.5	0.1	-	-	0.7	0.1	0.3	0.3	0.3	-	-	1.9	-	4.9
4. Grade 9 (Freshman)	0.4	0.5	0.3	0.2	0.3	0.2	0.1	0.5	1.0	0.2	1.0	-	-	0.7	1.4	5.3
5. Grade 10 (Sophomore)	0.9	1.0	0.7	0.9	-	0.2	0.8	1.1	1.3	0.7	1.4	-	-	-	4.0	12.3
6. Grade 11 (Junior)	0.9	0.8	0.9	1.0	-	0.2	0.6	1.3	1.1	0.7	1.6	-	-	-	4.5	7.6
7. Grade 12 (Senior)	0.4	0.4	0.2	0.5	-	-	0.2	0.4	1.0	0.3	0.8	-	-	-	1.4	7.5
<i>Item 24430 Subject A01g</i>	<i>N</i>	<i>2187</i>	<i>1013</i>	<i>1127</i>	<i>1547</i>	<i>220</i>	<i>451</i>	<i>595</i>	<i>756</i>	<i>1709</i>	<i>428</i>	<i>1063</i>	<i>492</i>	<i>216</i>	<i>354</i>	<i>39</i>
E08F: Try steroids (anabolic steroids)																
8. Never	98.2	97.8	98.6	98.2	98.5	96.9	98.3	99.1	97.8	98.5	97.4	100.0	100.0	98.5	92.5	85.5
1. Grade 6 or below	0.2	0.1	0.1	-	0.6	0.5	0.1	-	0.2	0.1	0.3	-	-	-	0.6	1.8
2. Grade 7	*	-	0.1	*	-	-	0.1	-	-	*	-	-	-	0.3	-	-
3. Grade 8	*	0.1	-	-	-	-	0.1	-	-	-	0.2	-	-	-	-	2.1
4. Grade 9 (Freshman)	0.3	0.5	0.1	0.2	-	0.5	0.2	0.3	0.2	0.2	0.5	-	-	1.0	0.7	3.4
5. Grade 10 (Sophomore)	0.4	0.4	0.5	0.5	0.3	0.5	0.7	0.2	0.6	0.4	0.6	-	-	-	2.2	3.7
6. Grade 11 (Junior)	0.5	0.9	0.1	0.5	0.3	0.4	0.5	0.3	0.9	0.3	1.1	-	-	0.2	1.9	1.8
7. Grade 12 (Senior)	0.4	0.2	0.6	0.5	0.3	1.3	-	0.2	0.3	0.4	-	-	-	-	2.1	1.7
<i>Item 23810 Subject A01g</i>	<i>N</i>	<i>2196</i>	<i>1025</i>	<i>1125</i>	<i>1554</i>	<i>221</i>	<i>452</i>	<i>594</i>	<i>756</i>	<i>1708</i>	<i>440</i>	<i>1059</i>	<i>484</i>	<i>216</i>	<i>376</i>	<i>40</i>
E09: How difficult do you think it would be for you to get each of the following, if you wanted some?																
E09A: "Crack" cocaine																
1. Probably impossible	19.9	21.2	18.7	17.7	24.6	17.8	19.4	22.5	17.7	17.8	27.0	24.2	19.2	20.5	9.2	3.4
2. Very difficult	17.8	19.8	16.2	20.2	9.1	18.1	18.0	16.7	19.1	18.8	14.1	20.5	17.7	17.3	12.1	11.6
3. Fairly difficult	23.2	21.3	24.8	24.7	16.8	25.9	22.6	22.3	22.8	24.6	18.6	23.4	24.3	21.6	24.5	10.8
4. Fairly easy	24.0	22.0	25.9	25.0	22.0	24.4	24.6	22.1	26.3	25.0	21.1	20.7	25.9	26.2	29.0	33.0
5. Very easy	15.2	15.8	14.4	12.4	27.4	13.8	15.4	16.4	14.1	13.8	19.2	11.2	12.8	14.4	25.2	41.2
<i>Item 6811 Subject A03a</i>	<i>N</i>	<i>2185</i>	<i>1016</i>	<i>1125</i>	<i>1541</i>	<i>220</i>	<i>452</i>	<i>584</i>	<i>760</i>	<i>1694</i>	<i>438</i>	<i>1024</i>	<i>483</i>	<i>228</i>	<i>385</i>	<i>42</i>
E09B: Cocaine in powder form																
1. Probably impossible	19.6	19.7	19.6	17.5	25.4	17.4	19.3	22.9	16.4	17.5	27.3	24.9	20.1	17.6	7.1	3.5
2. Very difficult	17.9	20.0	16.2	19.6	12.9	19.1	18.9	15.8	18.8	19.2	12.4	21.7	17.6	17.7	9.7	4.3
3. Fairly difficult	20.7	19.2	22.0	21.4	18.5	22.5	21.5	20.1	18.8	22.0	17.2	22.8	22.0	18.3	17.5	5.0
4. Fairly easy	24.8	23.6	26.1	26.4	18.4	26.7	24.8	22.1	27.8	26.6	19.1	20.3	26.2	29.0	32.6	31.2
5. Very easy	17.0	17.6	16.1	15.1	24.9	14.4	15.5	19.1	18.1	14.8	23.9	10.3	14.1	17.5	33.1	56.0
<i>Item 6812 Subject A03a</i>	<i>N</i>	<i>2183</i>	<i>1015</i>	<i>1124</i>	<i>1545</i>	<i>217</i>	<i>453</i>	<i>587</i>	<i>758</i>	<i>1693</i>	<i>439</i>	<i>1023</i>	<i>484</i>	<i>227</i>	<i>386</i>	<i>41</i>

*=less than .05 percent.

QUESTIONNAIRE FORM 2 2004	TOTAL	SEX		RACE		REGION				COLLEGE PLANS?		ILLICIT DRUG USE: LIFETIME				
		M	F	White	Black	NE	NC	S	W	Yes	No	None	Mari- juana Only	Few Pills	More Pills	Any Her- oin
<i>N (Weighted No. of Cases):</i>	2519	1181	1239	1688	273	536	664	856	463	1862	498	1174	539	254	433	54
<i>% of Weighted Total:</i>	100.0	46.9	49.2	67.0	10.8	21.3	26.4	34.0	18.4	73.9	19.8	46.6	21.4	10.1	17.2	2.2
E09C: PCP																
1. Probably impossible	26.2	25.5	26.6	22.9	38.1	22.2	25.2	31.0	23.0	23.6	34.9	29.8	26.4	26.2	16.4	12.5
2. Very difficult	22.0	23.9	20.6	23.8	17.2	23.9	20.2	19.4	27.4	23.6	16.3	23.3	22.3	20.1	21.0	11.7
3. Fairly difficult	27.6	26.3	28.6	28.9	22.2	32.0	28.5	25.4	25.6	28.9	24.0	26.3	26.8	29.3	32.6	22.3
4. Fairly easy	15.9	14.2	17.6	17.2	14.0	14.7	18.2	15.8	14.1	16.6	13.5	13.8	17.0	14.5	21.0	18.5
5. Very easy	8.3	10.1	6.6	7.2	8.4	7.1	7.9	8.5	9.9	7.3	11.2	6.8	7.5	9.9	9.0	34.9
<i>Item 6771 Subject A03a</i>	<i>N</i> 2173	1014	1116	1536	215	449	584	754	386	1684	437	1019	485	222	385	40
E09D: Amyl or butyl nitrites																
1. Probably impossible	28.5	27.8	28.8	24.4	45.1	24.6	27.7	33.1	25.1	26.3	35.1	31.8	27.4	29.3	21.8	9.9
2. Very difficult	25.1	25.1	25.3	27.7	17.5	27.4	25.0	20.9	30.6	26.5	20.8	25.5	25.0	22.9	25.3	21.0
3. Fairly difficult	26.4	25.3	27.3	27.5	21.4	31.5	27.7	24.2	23.0	27.8	22.1	24.8	27.0	26.0	31.9	21.5
4. Fairly easy	12.8	12.7	13.2	14.0	9.0	11.0	11.9	14.0	14.0	13.4	11.1	11.9	14.2	14.3	13.0	14.1
5. Very easy	7.2	9.1	5.4	6.4	7.1	5.4	7.7	7.8	7.3	6.0	10.9	6.0	6.3	7.6	8.0	33.5
<i>Item 22350 Subject A03a</i>	<i>N</i> 2169	1011	1115	1535	216	450	580	754	384	1684	434	1014	484	227	381	40
E09E: Crystal meth ("ice")																
1. Probably impossible	25.7	25.0	26.1	22.0	42.9	23.7	23.3	30.6	22.2	24.0	31.5	30.6	26.5	25.2	12.4	9.3
2. Very difficult	23.2	24.4	22.2	25.5	16.1	28.0	23.6	19.4	24.5	24.3	19.5	23.7	24.4	24.0	21.1	17.0
3. Fairly difficult	24.4	22.8	25.7	25.5	19.5	27.9	25.0	23.3	21.5	26.0	18.8	23.9	24.8	26.2	26.4	6.2
4. Fairly easy	16.3	15.8	17.0	17.3	11.4	13.6	19.7	13.7	19.4	17.0	14.5	14.5	15.6	13.0	24.1	17.9
5. Very easy	10.4	12.0	8.9	9.6	10.1	6.9	8.5	13.0	12.5	8.8	15.7	7.2	8.7	11.6	16.0	49.7
<i>Item 24410 Subject A03a</i>	<i>N</i> 2175	1014	1118	1541	216	451	582	756	386	1691	434	1018	484	226	384	41
E09F: Steroids (anabolic steroids)																
1. Probably impossible	19.1	18.2	19.6	15.4	32.1	16.8	16.2	23.8	16.9	17.1	26.6	21.8	18.6	17.1	13.1	10.4
2. Very difficult	16.8	17.4	16.3	18.4	10.5	17.8	14.5	15.6	21.4	17.5	14.1	16.1	16.3	19.4	18.2	10.1
3. Fairly difficult	21.6	20.7	22.2	22.6	16.6	22.0	18.5	21.9	25.2	22.3	20.1	22.0	21.8	21.8	20.7	19.8
4. Fairly easy	26.9	25.0	28.8	28.8	21.8	26.9	34.2	23.8	21.8	28.3	20.6	25.9	28.5	24.6	30.5	21.5
5. Very easy	15.7	18.6	13.1	14.9	19.1	16.6	16.6	15.0	14.7	14.8	18.6	14.2	14.8	17.1	17.5	38.2
<i>Item 23060 Subject A03a</i>	<i>N</i> 2177	1014	1123	1537	218	452	585	755	385	1694	432	1022	487	226	384	38
E10: Individuals differ in whether or not they disapprove of people doing certain things. Do YOU disapprove of people (who are 18 or older) doing each of the following?																
E10A: Smoking one or more packs of cigarettes per day																
1. Don't disapprove	28.6	31.6	25.6	29.3	23.3	27.9	30.1	28.1	27.9	24.7	43.6	18.2	30.6	43.4	42.1	54.6
2. Disapprove	41.8	44.1	40.1	42.0	39.6	44.5	43.0	39.8	40.5	44.1	33.5	43.2	42.5	39.1	40.9	29.3
3. Strongly disapprove	29.7	24.3	34.3	28.8	37.1	27.6	26.9	32.1	31.6	31.2	22.9	38.6	26.9	17.5	16.9	16.1
<i>Item 8560 Subject A11a</i>	<i>N</i> 2204	1025	1132	1560	222	462	598	752	393	1716	439	1042	488	227	379	40
E10B: Trying marijuana once or twice																
1. Don't disapprove	50.7	53.7	48.3	53.4	41.2	59.1	48.3	44.5	56.3	49.4	54.8	25.0	70.2	67.6	81.9	87.6
2. Disapprove	27.7	25.8	29.5	25.7	32.5	24.3	27.0	29.4	29.3	28.7	25.0	35.3	25.0	26.3	13.1	6.2
3. Strongly disapprove	21.7	20.6	22.2	21.0	26.2	16.6	24.7	26.1	14.4	21.9	20.2	39.7	4.8	6.1	5.0	6.2
<i>Item 8570 Subject A11a</i>	<i>N</i> 2213	1027	1138	1566	222	464	600	755	393	1722	441	1047	489	227	379	42
E10C: Smoking marijuana occasionally																
1. Don't disapprove	38.0	43.0	33.6	40.6	28.5	44.4	35.3	33.7	42.8	36.5	43.6	13.9	51.3	52.1	71.6	85.7
2. Disapprove	31.0	28.2	33.8	29.0	36.5	32.5	29.7	30.2	32.6	32.0	27.5	33.7	36.2	31.9	19.9	9.1
3. Strongly disapprove	31.0	28.8	32.6	30.4	35.0	23.1	35.0	36.1	24.6	31.5	28.9	52.4	12.5	16.0	8.5	5.1
<i>Item 8580 Subject A11a</i>	<i>N</i> 2208	1024	1137	1562	221	462	597	756	394	1720	440	1046	487	227	380	41
E10D: Smoking marijuana regularly																
1. Don't disapprove	23.4	29.2	17.9	23.9	20.0	27.0	21.5	21.7	24.9	21.1	31.3	7.9	28.3	35.4	47.5	56.8
2. Disapprove	31.9	30.3	33.5	31.0	36.0	32.0	29.3	31.5	36.7	32.5	30.8	24.6	43.5	33.9	35.5	36.5
3. Strongly disapprove	44.7	40.5	48.6	45.2	44.0	41.0	49.2	46.8	38.3	46.4	37.9	67.4	28.2	30.7	17.0	6.7
<i>Item 8590 Subject A11a</i>	<i>N</i> 2203	1025	1131	1561	220	460	598	753	392	1714	439	1042	488	226	378	42

QUESTIONNAIRE FORM 2 2004	TOTAL	SEX		RACE		REGION				COLLEGE PLANS?		ILLICIT DRUG USE: LIFETIME				
		M	F	White	Black	NE	NC	S	W	Yes	No	None	Mari- juana Only	Few Pills	More Pills	Any Her- oin
<i>N (Weighted No. of Cases):</i> <i>% of Weighted Total:</i>	2519 100.0	1181 46.9	1239 49.2	1688 67.0	273 10.8	536 21.3	664 26.4	856 34.0	463 18.4	1862 73.9	498 19.8	1174 46.6	539 21.4	254 10.1	433 17.2	54 2.2
E10E: Trying cocaine in powder form once or twice																
1. Don't disapprove	17.8	19.6	15.9	17.8	13.7	18.7	15.4	16.5	23.1	16.0	25.2	7.9	15.7	21.0	39.5	68.3
2. Disapprove	30.3	29.8	31.2	31.2	25.4	34.4	29.3	27.3	33.1	31.4	26.8	29.6	33.0	37.5	26.0	20.1
3. Strongly disapprove	51.8	50.6	52.9	51.0	60.9	46.9	55.3	56.2	43.8	52.6	47.9	62.4	51.4	41.5	34.5	11.6
<i>Item 23630 Subject A11a</i>	<i>N 2198</i>	<i>1019</i>	<i>1132</i>	<i>1557</i>	<i>219</i>	<i>460</i>	<i>596</i>	<i>752</i>	<i>391</i>	<i>1713</i>	<i>437</i>	<i>1039</i>	<i>486</i>	<i>226</i>	<i>379</i>	<i>39</i>
E10F: Taking cocaine powder occasionally																
1. Don't disapprove	10.0	13.2	6.7	9.2	9.7	9.4	7.3	11.1	12.6	8.3	16.9	5.0	8.0	10.1	21.6	45.6
2. Disapprove	28.5	27.7	29.3	28.6	23.6	31.8	26.5	25.8	32.7	28.3	30.6	22.9	29.5	36.1	35.6	41.9
3. Strongly disapprove	61.5	59.1	64.0	62.2	66.8	58.7	66.1	63.0	54.7	63.4	52.5	72.1	62.5	53.8	42.8	12.5
<i>Item 23640 Subject A11a</i>	<i>N 2196</i>	<i>1019</i>	<i>1129</i>	<i>1556</i>	<i>220</i>	<i>456</i>	<i>596</i>	<i>753</i>	<i>392</i>	<i>1712</i>	<i>436</i>	<i>1038</i>	<i>485</i>	<i>226</i>	<i>378</i>	<i>41</i>
E10G: Taking cocaine powder regularly																
1. Don't disapprove	7.4	10.0	4.8	5.9	11.1	7.5	5.3	8.5	8.4	5.8	13.9	4.4	6.8	6.7	11.8	43.6
2. Disapprove	20.5	21.2	19.7	19.6	16.9	21.1	15.6	20.6	27.4	19.1	26.2	15.8	19.1	29.4	29.5	18.6
3. Strongly disapprove	72.0	68.8	75.6	74.5	72.0	71.4	79.1	70.9	64.2	75.1	59.8	79.7	74.0	63.9	58.7	37.8
<i>Item 23650 Subject A11a</i>	<i>N 2200</i>	<i>1024</i>	<i>1129</i>	<i>1560</i>	<i>219</i>	<i>459</i>	<i>596</i>	<i>756</i>	<i>390</i>	<i>1716</i>	<i>436</i>	<i>1043</i>	<i>486</i>	<i>225</i>	<i>379</i>	<i>39</i>
E10H: Trying "crack" cocaine once or twice																
1. Don't disapprove	13.1	13.9	12.3	11.9	13.7	13.0	11.5	12.3	17.5	11.2	21.1	7.3	13.3	13.4	22.8	53.9
2. Disapprove	28.9	28.4	29.4	30.0	22.8	32.2	27.2	26.3	32.8	30.0	26.1	27.7	28.1	38.2	27.7	31.3
3. Strongly disapprove	57.9	57.7	58.3	58.1	63.5	54.8	61.3	61.4	49.7	58.8	52.8	65.0	58.7	48.3	49.5	14.8
<i>Item 23660 Subject A11a</i>	<i>N 2194</i>	<i>1020</i>	<i>1131</i>	<i>1561</i>	<i>212</i>	<i>455</i>	<i>596</i>	<i>752</i>	<i>391</i>	<i>1707</i>	<i>438</i>	<i>1036</i>	<i>485</i>	<i>227</i>	<i>378</i>	<i>40</i>
E10I: Taking "crack" cocaine occasionally																
1. Don't disapprove	7.9	10.1	5.5	6.2	11.6	7.9	6.0	8.7	9.2	6.3	14.3	4.8	8.0	7.6	12.2	38.0
2. Disapprove	25.0	23.6	26.6	25.0	20.5	26.4	22.9	23.6	29.4	24.7	27.4	20.6	26.2	33.5	28.6	37.6
3. Strongly disapprove	67.1	66.4	67.9	68.8	67.9	65.7	71.1	67.7	61.4	69.0	58.3	74.6	65.8	58.9	59.2	24.5
<i>Item 23670 Subject A11a</i>	<i>N 2202</i>	<i>1022</i>	<i>1133</i>	<i>1559</i>	<i>220</i>	<i>462</i>	<i>597</i>	<i>753</i>	<i>391</i>	<i>1714</i>	<i>439</i>	<i>1041</i>	<i>487</i>	<i>226</i>	<i>379</i>	<i>41</i>
E10J: Taking "crack" cocaine regularly																
1. Don't disapprove	6.9	9.1	4.7	5.5	11.4	7.0	5.3	8.0	7.4	5.3	13.6	4.2	7.3	6.0	10.4	34.5
2. Disapprove	18.6	18.2	18.9	17.0	16.7	19.9	14.2	18.7	23.8	17.4	23.9	15.5	18.3	27.3	21.5	25.6
3. Strongly disapprove	74.4	72.7	76.4	77.5	71.9	73.0	80.5	73.3	68.8	77.2	62.5	80.3	74.4	66.7	68.2	39.9
<i>Item 23680 Subject A11a</i>	<i>N 2187</i>	<i>1015</i>	<i>1123</i>	<i>1551</i>	<i>213</i>	<i>454</i>	<i>596</i>	<i>748</i>	<i>389</i>	<i>1705</i>	<i>432</i>	<i>1037</i>	<i>483</i>	<i>224</i>	<i>376</i>	<i>40</i>
E10K: Trying one or two drinks of an alcoholic beverage (beer, wine, liquor)																
1. Don't disapprove	72.3	71.9	73.3	76.7	53.1	75.8	74.5	66.7	75.7	72.6	72.1	61.2	80.3	78.5	88.6	84.4
2. Disapprove	17.0	17.8	16.3	14.6	27.8	15.6	15.2	18.8	18.0	17.0	16.8	22.7	14.5	14.2	6.8	8.8
3. Strongly disapprove	10.7	10.2	10.4	8.7	19.1	8.6	10.3	14.6	6.3	10.5	11.1	16.2	5.2	7.4	4.6	6.7
<i>Item 8710 Subject A11a</i>	<i>N 2190</i>	<i>1015</i>	<i>1128</i>	<i>1552</i>	<i>215</i>	<i>456</i>	<i>595</i>	<i>749</i>	<i>390</i>	<i>1707</i>	<i>435</i>	<i>1036</i>	<i>484</i>	<i>227</i>	<i>377</i>	<i>40</i>
E10L: Taking one or two drinks nearly every day																
1. Don't disapprove	33.9	41.7	27.0	35.6	27.4	35.3	31.2	34.5	35.6	31.5	43.7	23.2	36.0	43.2	52.4	64.7
2. Disapprove	42.3	38.8	45.6	42.8	41.0	44.4	45.0	38.1	43.7	43.8	36.3	42.6	47.8	42.5	35.4	28.0
3. Strongly disapprove	23.8	19.6	27.3	21.5	31.5	20.4	23.9	27.5	20.6	24.7	20.0	34.3	16.2	14.3	12.2	7.3
<i>Item 8720 Subject A11a</i>	<i>N 2195</i>	<i>1021</i>	<i>1127</i>	<i>1554</i>	<i>217</i>	<i>455</i>	<i>598</i>	<i>749</i>	<i>393</i>	<i>1710</i>	<i>437</i>	<i>1040</i>	<i>484</i>	<i>226</i>	<i>378</i>	<i>40</i>
E10M: Taking four or five drinks nearly every day																
1. Don't disapprove	14.6	20.3	9.4	13.6	15.6	13.3	14.3	15.1	15.8	11.5	27.1	9.5	15.3	16.1	23.3	36.9
2. Disapprove	34.6	35.6	33.4	35.7	30.7	36.0	31.7	34.9	36.6	34.4	34.4	26.7	40.1	45.2	42.4	44.8
3. Strongly disapprove	50.8	44.1	57.2	50.6	53.7	50.8	54.0	50.0	47.6	54.0	38.5	63.8	44.6	38.7	34.3	18.4
<i>Item 8730 Subject A11a</i>	<i>N 2192</i>	<i>1022</i>	<i>1123</i>	<i>1554</i>	<i>213</i>	<i>458</i>	<i>600</i>	<i>745</i>	<i>390</i>	<i>1711</i>	<i>432</i>	<i>1038</i>	<i>486</i>	<i>222</i>	<i>379</i>	<i>40</i>
E10N: Having five or more drinks once or twice each weekend																
1. Don't disapprove	34.5	40.9	28.9	37.8	16.6	39.0	35.4	30.4	35.8	31.9	45.4	19.3	43.9	42.9	55.5	69.5
2. Disapprove	26.5	25.3	27.7	26.2	30.1	24.3	26.4	26.6	28.7	27.0	23.9	25.1	28.2	32.8	24.0	16.7
3. Strongly disapprove	39.0	33.9	43.4	36.0	53.3	36.6	38.1	43.0	35.5	41.1	30.7	55.5	27.9	24.3	20.5	13.8
<i>Item 8740 Subject A11a</i>	<i>N 2171</i>	<i>1008</i>	<i>1121</i>	<i>1539</i>	<i>211</i>	<i>449</i>	<i>591</i>	<i>746</i>	<i>385</i>	<i>1697</i>	<i>425</i>	<i>1024</i>	<i>483</i>	<i>224</i>	<i>378</i>	<i>38</i>

QUESTIONNAIRE FORM 2 2004	TOTAL	SEX		RACE		REGION				COLLEGE PLANS?		ILLICIT DRUG USE: LIFETIME				
		M	F	White	Black	NE	NC	S	W	Yes	No	None	Mari- juana Only	Few Pills	More Pills	Any Her- oin
<i>N (Weighted No. of Cases):</i>	2519	1181	1239	1688	273	536	664	856	463	1862	498	1174	539	254	433	54
<i>% of Weighted Total:</i>	100.0	46.9	49.2	67.0	10.8	21.3	26.4	34.0	18.4	73.9	19.8	46.6	21.4	10.1	17.2	2.2
The next two questions are about military service.																
E11A: Do you favor or oppose a military draft at the present time?																
1. Strongly oppose	35.3	38.2	32.7	34.6	37.4	43.0	32.7	30.9	38.9	35.6	32.6	33.8	34.1	34.1	39.8	38.8
2. Mostly oppose	19.4	18.6	20.2	20.4	20.1	19.3	19.7	18.5	20.9	21.0	14.2	20.9	17.9	18.1	18.7	20.7
3. No opinion, or mixed	35.1	28.9	40.9	34.8	33.0	30.7	36.7	37.8	32.6	33.8	40.7	35.2	37.3	37.9	32.3	30.8
4. Mostly favor	6.8	8.4	5.4	6.6	8.4	4.8	7.7	8.2	5.2	7.0	6.0	6.5	8.1	5.4	6.3	8.7
5. Strongly favor	3.4	5.9	0.9	3.6	1.1	2.2	3.3	4.7	2.4	2.6	6.5	3.6	2.6	4.5	2.9	1.1
<i>Item 21060 Subject L02</i>	<i>N</i> 2178	1014	1124	1550	211	446	592	754	385	1703	425	1032	482	223	373	39
E11B: Do you think any military draft in the U.S. should include women as well as men?																
1. No	31.7	26.7	37.1	32.9	30.5	27.6	27.8	36.0	34.3	31.6	32.3	31.5	35.2	28.8	30.1	30.8
2. Uncertain	33.6	25.2	41.1	32.8	36.0	33.1	34.1	34.0	32.4	33.6	34.1	35.8	29.8	34.8	32.2	22.9
3. Yes	34.7	48.1	21.9	34.3	33.5	39.3	38.1	30.0	33.3	34.7	33.6	32.6	35.0	36.5	37.7	46.3
<i>Item 21070 Subject L02</i>	<i>N</i> 2243	1051	1137	1572	229	466	604	776	397	1738	442	1056	496	228	384	45
The next questions are about your experiences in school.																
E12: Some people like school very much. Others don't. How do you feel about going to school?																
5. I like school very much	10.0	10.8	9.4	8.1	16.8	9.0	9.7	10.4	10.6	10.5	8.4	11.5	8.1	8.8	7.3	8.2
4. I like school quite a lot	18.0	16.3	19.7	17.5	20.6	19.1	17.7	18.4	16.1	20.6	7.6	20.0	17.9	18.3	14.5	7.1
3. I like school some	43.0	41.2	44.9	43.8	40.9	43.1	44.1	41.3	44.8	44.6	40.0	47.1	43.1	38.1	37.6	33.1
2. I don't like school very much	18.6	20.0	17.3	19.8	12.4	17.0	17.7	19.6	19.6	17.1	24.7	14.6	20.5	24.3	23.3	23.9
1. I don't like school at all	10.4	11.7	8.8	10.8	9.3	11.8	10.8	10.2	8.9	7.2	19.3	6.8	10.3	10.5	17.3	27.8
<i>Item 7630 Subject B01, Q08</i>	<i>N</i> 2242	1047	1138	1570	228	464	606	776	396	1730	444	1057	498	226	381	45
E13: About how many hours do you spend in an average week on all your homework including both in school and out of school?																
1. 0 hours	13.5	17.5	8.9	13.9	12.7	15.5	11.4	16.9	7.8	9.8	27.5	10.5	16.8	10.5	17.9	16.7
2. 1-4 hours	48.4	47.6	49.7	48.9	53.2	48.1	48.2	50.4	45.2	47.6	51.6	45.1	49.2	55.0	53.3	54.0
3. 5-9 hours	19.8	18.6	21.3	20.3	18.4	19.9	20.2	18.7	21.1	22.5	11.2	22.6	19.8	15.1	16.6	6.3
4. 10-14 hours	8.7	7.9	9.4	8.0	8.8	8.3	7.4	7.4	13.7	10.1	3.1	10.8	7.0	5.8	6.9	10.9
5. 15-19 hours	4.0	3.1	4.5	3.4	2.1	2.8	5.6	2.9	5.3	4.3	1.3	4.7	2.1	8.5	2.1	4.2
6. 20-24 hours	2.9	3.1	2.8	3.2	0.9	3.0	4.1	2.0	2.6	2.9	2.7	3.3	2.2	3.5	1.4	1.8
7. 25 or more hours	2.7	2.2	3.4	2.4	4.0	2.4	3.1	1.8	4.4	2.8	2.6	3.0	3.0	1.6	1.7	6.2
<i>Item 7640 Subject B01</i>	<i>N</i> 2235	1043	1134	1567	227	464	605	772	394	1726	441	1055	494	227	380	47
E14: To what extent have you participated in the following school activities during this school year?																
E14A: . . . school newspaper or yearbook																
1. Not at all	74.3	80.6	68.6	75.0	74.9	70.2	75.2	74.8	76.9	72.1	82.4	73.7	76.1	70.9	77.5	65.5
2. Slight	10.7	9.4	12.1	10.5	9.0	14.8	10.2	8.7	10.5	11.6	7.2	9.6	9.8	14.6	11.9	13.3
3. Moderate	4.7	4.0	5.0	3.9	7.9	5.7	4.8	4.9	3.3	5.2	3.6	4.6	4.6	7.6	2.2	13.8
4. Considerable	2.4	2.0	2.6	2.5	0.7	3.2	1.8	2.7	1.6	2.2	2.9	3.0	1.6	0.8	2.2	3.9
5. Great	7.9	3.9	11.6	8.1	7.5	6.1	7.9	8.9	7.8	9.0	3.8	9.1	8.0	6.1	6.2	3.6
<i>Item 22170 Subject B01, C07</i>	<i>N</i> 2209	1032	1122	1554	225	461	598	762	388	1718	431	1049	488	223	376	42
E14B: . . . music or other performing arts																
1. Not at all	61.8	67.9	56.1	62.0	60.1	61.0	59.0	64.2	62.2	59.6	70.1	57.0	68.2	59.5	69.0	57.2
2. Slight	9.6	9.6	9.4	8.3	13.6	8.2	10.1	9.2	11.1	9.1	10.3	9.8	8.5	11.9	8.4	14.8
3. Moderate	6.0	5.2	6.6	5.6	8.9	6.7	6.8	5.2	5.8	6.1	6.3	6.0	7.4	6.7	3.1	10.2
4. Considerable	6.1	4.4	7.8	5.9	4.9	6.9	5.2	6.0	6.9	6.9	3.4	7.7	3.6	6.7	4.7	5.0
5. Great	16.5	13.1	20.1	18.1	12.5	17.2	19.0	15.4	14.0	18.4	9.9	19.5	12.3	15.2	15.0	12.8
<i>Item 22180 Subject B01, C07</i>	<i>N</i> 2206	1032	1118	1550	224	459	599	761	387	1715	428	1048	485	223	374	44

QUESTIONNAIRE FORM 2 2004	TOTAL	SEX		RACE		REGION				COLLEGE PLANS?		ILLICIT DRUG USE: LIFETIME				
		M	F	White	Black	NE	NC	S	W	Yes	No	None	Mari- juana Only	Few Pills	More Pills	Any Her- oin
<i>N (Weighted No. of Cases):</i>	2519	1181	1239	1688	273	536	664	856	463	1862	498	1174	539	254	433	54
<i>% of Weighted Total:</i>	100.0	46.9	49.2	67.0	10.8	21.3	26.4	34.0	18.4	73.9	19.8	46.6	21.4	10.1	17.2	2.2
E14C: . . . athletic teams																
1. Not at all	45.7	42.0	48.7	44.3	49.4	43.9	43.0	50.5	42.5	42.3	57.9	45.2	42.9	46.2	50.3	45.1
2. Slight	8.4	8.5	8.4	7.3	10.7	9.6	7.9	8.0	8.6	8.4	8.4	6.6	9.5	11.2	9.1	19.1
3. Moderate	9.3	9.5	8.8	9.0	10.2	10.9	7.6	8.9	10.8	9.5	9.1	8.2	10.2	11.5	9.3	13.6
4. Considerable	9.6	9.3	9.8	10.9	5.0	10.9	10.6	7.4	10.8	10.2	7.7	9.2	10.0	9.5	11.1	2.8
5. Great	27.0	30.8	24.4	28.4	24.6	24.6	30.9	25.2	27.3	29.7	16.9	30.8	27.4	21.7	20.2	19.5
<i>Item 22190 Subject B01, C07</i>	<i>N</i> 2211	1034	1122	1554	224	459	597	764	392	1717	430	1049	489	222	376	44
E14D: . . . other school clubs or activities																
1. Not at all	34.4	40.1	27.9	34.5	33.1	35.5	37.0	29.2	39.7	28.0	56.9	28.3	37.4	36.8	43.8	45.0
2. Slight	15.7	16.1	15.8	16.3	11.5	16.4	14.3	16.7	15.1	16.1	14.6	12.6	16.1	23.6	20.0	14.1
3. Moderate	17.4	18.3	16.8	18.7	12.2	18.3	15.6	18.3	17.2	19.1	11.5	17.8	17.5	17.9	14.1	31.1
4. Considerable	12.8	11.2	14.3	11.6	18.3	11.4	13.5	13.4	12.6	14.9	5.7	16.2	10.0	10.4	9.9	1.0
5. Great	19.6	14.2	25.1	18.8	24.8	18.5	19.7	22.4	15.5	21.9	11.2	25.1	19.1	11.3	12.2	8.8
<i>Item 22200 Subject B01, C07</i>	<i>N</i> 2212	1032	1125	1557	224	460	597	766	390	1720	429	1047	490	220	377	44
E15: In general, how much say or influence do you feel each of the following has on HOW YOUR SCHOOL IS RUN?																
E15A: The principal																
1. Little or no influence	15.9	19.3	11.7	13.5	17.7	15.9	15.5	15.0	18.3	13.0	25.9	12.7	15.2	17.2	21.3	35.9
2. Some influence	11.1	11.0	11.1	10.3	14.2	11.0	9.9	11.5	12.2	10.6	13.1	9.3	12.5	16.1	11.3	12.1
3. Moderate influence	16.8	17.2	16.8	17.8	13.2	19.9	15.9	15.0	18.2	17.1	15.6	16.1	18.8	16.4	15.9	25.3
4. Considerable influence	24.2	23.7	25.1	26.1	18.6	23.3	24.3	23.7	26.2	26.4	17.7	27.3	22.8	18.8	23.3	12.0
5. A great deal of influence	32.0	28.9	35.3	32.4	36.3	30.0	34.4	34.8	25.0	32.9	27.7	34.6	30.7	31.5	28.2	14.7
<i>Item 7650 Subject B10</i>	<i>N</i> 2193	1028	1111	1545	220	454	593	762	384	1704	428	1046	482	219	372	43
E15B: The teachers																
1. Little or no influence	10.4	13.4	7.1	9.0	11.8	12.2	9.5	8.5	13.3	8.0	18.5	8.9	9.3	10.4	14.8	19.7
2. Some influence	18.5	18.9	18.3	18.2	21.8	19.9	18.2	19.0	16.3	18.2	20.4	15.8	21.4	21.7	20.4	12.1
3. Moderate influence	29.7	29.8	29.6	31.9	21.2	28.4	31.2	28.2	32.0	30.3	27.5	29.4	29.2	30.8	31.8	35.0
4. Considerable influence	27.5	24.9	30.2	27.8	26.1	26.2	25.7	29.5	27.4	29.6	20.6	29.9	27.5	23.7	22.7	24.0
5. A great deal of influence	14.0	13.1	14.8	13.0	19.1	13.3	15.4	14.7	11.0	13.9	13.0	16.0	12.6	13.3	10.3	9.2
<i>Item 7660 Subject B10</i>	<i>N</i> 2195	1030	1111	1547	218	453	593	764	385	1705	430	1044	481	220	377	43
E15C: The students																
1. Little or no influence	28.8	31.0	26.4	30.1	24.5	30.0	31.3	25.5	30.2	27.1	33.9	25.9	29.9	27.7	36.0	36.3
2. Some influence	21.9	23.3	20.9	22.1	20.6	19.1	22.0	24.2	20.4	23.1	18.8	22.5	24.9	21.9	16.7	19.2
3. Moderate influence	18.4	17.2	19.9	18.8	15.6	17.1	19.0	18.7	18.2	18.2	19.2	19.4	14.4	22.6	18.0	18.9
4. Considerable influence	14.9	12.8	16.4	15.2	13.4	16.5	12.4	16.0	14.6	15.5	12.7	16.9	12.4	13.1	13.7	9.9
5. A great deal of influence	16.0	15.7	16.4	13.9	26.0	17.3	15.2	15.6	16.5	16.2	15.4	15.3	18.4	14.7	15.5	15.7
<i>Item 7670 Subject B10</i>	<i>N</i> 2192	1028	1110	1544	217	453	592	762	385	1703	428	1041	481	219	376	44
E15D: Parents of students																
1. Little or no influence	22.8	24.7	21.0	22.7	20.0	24.0	23.8	21.5	22.4	20.3	30.3	20.0	22.6	27.7	27.4	27.1
2. Some influence	28.3	25.7	30.8	30.0	24.7	27.8	27.6	28.5	29.4	29.4	25.1	25.7	32.9	24.9	32.6	30.0
3. Moderate influence	23.6	22.6	24.7	23.7	20.3	21.8	24.4	23.5	24.6	24.7	20.9	26.9	20.5	19.5	19.9	28.8
4. Considerable influence	13.4	14.4	12.5	13.0	14.7	12.7	11.2	15.5	13.7	13.7	12.8	14.6	10.4	18.1	11.1	11.2
5. A great deal of influence	11.9	12.5	11.0	10.7	20.3	13.7	13.1	11.0	9.9	11.9	10.9	12.8	13.6	9.8	9.0	2.9
<i>Item 7680 Subject B10</i>	<i>N</i> 2188	1028	1108	1540	217	452	592	760	383	1699	427	1042	481	217	374	43
E16: Have you had any drug education courses or lectures in school?																
1. No—GO TO Q.E20	22.4	23.0	21.6	20.8	26.8	20.5	22.3	23.8	22.0	21.0	26.4	23.9	18.8	24.8	21.1	24.1
2. No, and I wish I had—GO TO Q.E20	2.5	2.7	2.3	2.1	3.7	2.2	2.4	2.9	2.3	2.4	3.4	2.3	3.1	3.1	2.2	-
3. Yes	75.1	74.2	76.1	77.1	69.5	77.3	75.4	73.3	75.7	76.7	70.3	73.8	78.1	72.0	76.7	75.9
<i>Item 7690 Subject A10a</i>	<i>N</i> 2108	977	1089	1504	202	435	581	720	372	1666	387	1002	474	206	364	39

QUESTIONNAIRE FORM 2 2004	TOTAL	SEX		RACE		REGION				COLLEGE PLANS?		ILLICIT DRUG USE: LIFETIME					
		M	F	White	Black	NE	NC	S	W	Yes	No	None	Mari- juana Only	Few Pills	More Pills	Any Her- oin	
<i>N (Weighted No. of Cases):</i>	2519	1181	1239	1688	273	536	664	856	463	1862	498	1174	539	254	433	54	
<i>% of Weighted Total:</i>	100.0	46.9	49.2	67.0	10.8	21.3	26.4	34.0	18.4	73.9	19.8	46.6	21.4	10.1	17.2	2.2	
E17: Would you say that the information about drugs that you received in school classes or programs has . . .																	
1. Made you less interested in trying drugs	48.5	44.9	51.9	43.5	69.5	46.5	41.9	55.6	47.9	49.0	46.1	61.6	44.4	43.8	25.8	13.6	
2. Not changed your interest in trying drugs	46.5	47.5	46.0	50.9	27.7	50.9	53.9	38.3	45.3	46.2	48.0	37.6	53.3	50.0	56.9	70.8	
3. Made you more interested in trying drugs	5.0	7.7	2.1	5.6	2.8	2.6	4.3	6.0	6.8	4.8	5.9	0.8	2.3	6.3	17.3	15.6	
<i>Item 7840 Subject A10a</i>	<i>N†</i>	1583	727	827	1158	137	335	437	526	285	1273	274	737	369	151	278	31
E18: How many of the following drug education experiences have you had in high school? (Mark all that apply.)																	
A. A special course about drugs	33.3	35.8	31.4	35.0	19.1	36.8	27.5	34.1	36.8	34.1	29.0	33.4	31.1	29.1	37.3	39.5	
B. Films, lectures, or discussions in one of my regular courses	66.1	66.8	65.5	66.0	70.1	67.5	66.4	63.7	68.6	67.7	59.9	69.1	60.9	69.3	66.6	38.7	
C. Films or lectures, outside of my regular courses	31.2	33.2	29.4	32.1	32.0	31.9	30.8	32.4	28.8	31.5	30.0	31.9	30.5	25.2	35.1	21.1	
D. Special group discussions about drugs	18.2	18.2	18.6	17.1	23.4	16.8	18.1	18.1	20.0	17.0	21.4	19.2	15.3	15.5	19.4	22.7	
<i>Item 7850-7880 Subject A10a</i>	<i>N†</i>	1541	710	803	1132	130	328	428	509	276	1240	268	710	361	149	275	28
E19: Overall, how valuable were the experiences to you?																	
1. Little or no value	28.5	32.9	24.4	30.9	21.8	27.8	34.2	25.3	26.1	27.8	31.3	23.5	24.2	34.0	41.3	51.4	
2. Some value	39.3	36.4	41.7	40.9	27.2	41.8	35.9	37.5	45.2	40.0	34.7	36.3	46.3	36.8	40.6	32.9	
3. Considerable value	20.3	18.9	21.8	19.8	26.8	20.5	17.2	23.9	18.1	21.0	18.4	23.6	21.5	15.4	13.3	8.3	
4. Great value	11.9	11.7	12.1	8.4	24.2	9.9	12.7	13.3	10.6	11.2	15.6	16.6	8.1	13.8	4.8	7.4	
<i>Item 7890 Subject A10a</i>	<i>N†</i>	1563	720	815	1148	137	328	438	517	280	1259	270	734	360	147	274	30
E20: During the LAST TWO WEEKS, how many times have you driven a car, truck, or motorcycle after . . .																	
E20A: Drinking alcohol?																	
1. None	86.8	82.9	90.9	85.3	94.0	87.2	87.2	87.9	83.7	88.5	81.4	94.9	88.6	81.2	70.4	50.4	
2. Once	6.5	7.9	5.2	7.7	3.2	7.6	5.3	5.5	9.0	5.9	9.2	2.4	6.4	11.1	12.6	24.8	
3. Twice	3.5	3.9	2.8	4.1	1.6	2.5	3.7	3.6	3.8	3.1	4.9	1.4	3.3	3.9	8.7	9.6	
4. 3-5 times	1.8	3.1	0.7	1.7	0.6	1.3	2.0	2.0	1.7	1.4	2.3	0.4	1.2	2.7	4.6	11.9	
5. 6-9 times	0.5	0.7	0.2	0.4	-	0.6	0.7	0.1	0.8	0.4	0.9	0.3	0.2	0.9	1.1	-	
6. 10 or more	0.9	1.4	0.3	0.7	0.6	0.8	1.0	0.8	1.0	0.8	1.3	0.6	0.3	0.3	2.5	3.4	
<i>Item 1811 Subject A07a</i>	<i>N</i>	2189	1025	1111	1549	216	451	593	755	389	1696	429	1037	480	218	376	46
E20B: Having 5 or more drinks in a row?																	
1. None	91.1	87.4	94.8	90.5	96.3	90.8	91.6	91.0	90.9	92.8	85.3	97.0	91.5	89.9	79.4	62.7	
2. Once	4.1	5.4	3.1	4.9	1.3	4.0	3.6	4.9	3.7	3.2	7.3	1.4	3.4	7.3	9.1	15.6	
3. Twice	1.9	2.5	1.2	2.0	1.2	1.9	2.0	1.7	1.8	1.8	1.9	0.6	2.5	0.4	3.9	10.3	
4. 3-5 times	1.4	2.4	0.4	1.4	0.3	1.5	1.8	1.2	1.3	1.0	3.0	0.4	1.5	1.3	3.8	4.0	
5. 6-9 times	0.6	1.0	0.2	0.6	0.3	0.8	0.3	0.3	1.3	0.5	1.2	-	1.0	0.9	1.4	1.4	
6. 10 or more	0.9	1.3	0.3	0.6	0.6	0.9	0.7	0.9	1.0	0.7	1.4	0.6	-	0.3	2.3	5.9	
<i>Item 1812 Subject A07a</i>	<i>N</i>	2187	1024	1111	1550	215	451	594	753	389	1694	430	1033	481	219	376	47
E20C: Smoking marijuana?																	
1. None	87.6	84.6	90.6	86.8	91.0	84.9	89.2	88.3	86.7	88.8	82.9	100.0	86.8	85.0	61.7	46.7	
2. Once	4.1	3.9	3.9	4.5	4.2	5.7	3.3	3.8	4.3	3.9	5.3	-	7.5	2.7	10.9	10.6	
3. Twice	2.3	2.7	2.0	2.5	1.5	3.0	2.2	1.3	3.8	1.6	5.1	-	2.7	4.7	5.2	10.8	
4. 3-5 times	2.1	3.0	1.4	2.0	1.4	2.5	1.7	2.3	2.2	1.9	2.4	-	1.6	3.9	6.1	14.5	
5. 6-9 times	0.7	0.9	0.4	0.8	0.5	1.0	0.2	0.9	0.6	0.7	0.7	-	0.5	1.1	2.6	-	
6. 10 or more	3.2	5.0	1.6	3.3	1.4	2.9	3.5	3.5	2.4	3.2	3.6	-	0.9	2.7	13.5	17.3	
<i>Item 1813 Subject A07a</i>	<i>N</i>	2179	1019	1106	1544	212	449	592	749	389	1688	427	1032	479	218	373	44

†=excludes respondents for whom question was inappropriate.

QUESTIONNAIRE FORM 2 2004	TOTAL	SEX		RACE		REGION				COLLEGE PLANS?		ILLCIT DRUG USE: LIFETIME				
		M	F	White	Black	NE	NC	S	W	Yes	No	None	Mari- juana Only	Few Pills	More Pills	Any Her- oin
<i>N (Weighted No. of Cases):</i>	2519	1181	1239	1688	273	536	664	856	463	1862	498	1174	539	254	433	54
<i>% of Weighted Total:</i>	100.0	46.9	49.2	67.0	10.8	21.3	26.4	34.0	18.4	73.9	19.8	46.6	21.4	10.1	17.2	2.2
E20D: Using other illicit drugs?																
1. None	97.0	96.4	97.8	97.2	97.5	97.0	98.2	96.4	96.3	97.8	94.9	100.0	100.0	97.1	89.6	67.2
2. Once	1.2	1.4	1.1	1.3	1.0	0.9	0.4	1.9	1.3	0.7	2.4	-	-	1.5	4.8	10.2
3. Twice	0.5	0.6	0.4	0.5	0.7	0.4	0.5	0.4	0.8	0.4	0.5	-	-	0.6	1.4	7.4
4. 3-5 times	0.5	0.5	0.4	0.4	-	0.6	0.5	0.4	0.8	0.4	1.0	-	-	0.2	1.5	9.7
5. 6-9 times	0.2	0.3	0.2	0.3	0.2	0.5	0.2	0.1	0.3	0.2	0.5	-	-	0.2	0.5	1.9
6. 10 or more	0.5	0.9	0.2	0.3	0.6	0.7	0.2	0.7	0.5	0.5	0.7	-	-	0.3	2.1	3.6
<i>Item 1814 Subject A07a</i>	<i>N</i> 2178	1021	1105	1547	208	449	592	749	388	1689	427	1031	477	219	376	45
E21: During the LAST TWO WEEKS, how many times (if any) have you been a passenger in a car . . .																
E21A: When the driver had been drinking?																
1. None	81.7	81.5	82.1	81.4	84.5	82.2	80.6	83.0	80.2	82.9	76.0	92.2	81.7	70.0	63.3	50.6
2. Once	9.6	8.4	10.6	10.4	5.9	9.9	9.4	9.1	10.7	9.3	11.8	4.3	8.4	17.1	21.3	11.9
3. Twice	3.8	3.5	4.0	3.7	3.3	3.0	5.0	3.1	4.2	4.1	3.3	1.7	3.9	7.1	6.2	16.1
4. 3-5 times	3.1	3.9	2.4	3.1	3.6	2.7	3.4	2.8	3.6	2.3	6.1	1.0	4.6	4.6	4.8	14.6
5. 6-9 times	0.6	0.9	0.2	0.7	0.9	0.8	0.5	0.9	0.1	0.4	1.6	0.1	0.8	0.2	1.9	1.0
6. 10 or more	1.2	1.8	0.5	0.8	1.8	1.3	1.1	1.1	1.1	1.0	1.2	0.7	0.7	1.0	2.5	5.8
<i>Item 1815 Subject A07a</i>	<i>N</i> 2189	1027	1110	1543	220	449	591	761	387	1698	428	1043	479	219	372	44
E21B: When you think the driver had 5 or more drinks?																
1. None	89.6	87.4	91.8	90.2	91.4	89.7	87.4	91.7	89.0	91.6	82.8	96.8	89.7	85.1	77.9	53.9
2. Once	4.7	5.4	4.1	4.6	3.6	3.9	5.9	3.3	6.2	4.2	6.6	1.5	4.8	8.1	10.4	14.1
3. Twice	2.5	3.0	2.1	2.7	1.2	3.2	2.6	2.3	2.0	2.4	3.6	0.8	2.5	3.5	5.0	10.9
4. 3-5 times	1.6	2.0	1.1	1.2	1.9	1.3	2.6	1.3	1.1	0.8	4.0	0.4	1.9	2.1	2.8	14.8
5. 6-9 times	0.6	1.0	0.2	0.6	0.3	0.7	0.5	0.5	0.8	0.3	1.9	*	0.6	0.2	2.0	1.0
6. 10 or more	1.0	1.3	0.6	0.7	1.5	1.1	1.0	0.9	0.8	0.8	1.2	0.6	0.6	1.0	1.9	5.2
<i>Item 1816 Subject A07a</i>	<i>N</i> 2181	1025	1105	1540	214	450	590	753	389	1692	427	1033	480	219	372	45
E21C: When the driver had been smoking marijuana?																
1. None	82.1	80.2	84.0	81.6	84.3	76.6	85.8	83.7	80.1	83.5	77.3	97.9	78.8	75.7	52.7	37.3
2. Once	6.7	6.7	6.9	7.2	5.7	9.5	4.3	5.9	8.7	6.1	8.6	1.2	11.7	10.3	11.1	23.6
3. Twice	3.9	3.9	3.7	4.0	3.9	5.2	3.0	3.8	4.1	3.8	5.0	0.3	6.4	4.6	9.8	8.1
4. 3-5 times	3.1	2.8	3.2	2.7	3.5	2.8	3.0	3.1	3.3	2.9	3.7	0.2	1.8	3.2	10.8	11.4
5. 6-9 times	1.4	2.0	0.8	1.6	1.5	1.7	1.0	1.2	1.7	1.2	2.1	*	0.8	2.6	4.7	5.1
6. 10 or more	2.8	4.4	1.5	2.9	1.1	4.2	2.8	2.4	2.1	2.6	3.3	0.4	0.4	3.6	10.9	14.5
<i>Item 1817 Subject A07a</i>	<i>N</i> 2180	1024	1106	1539	215	451	589	755	386	1693	425	1036	479	219	372	44
E21D: When the driver had been using other illicit drugs?																
1. None	96.0	95.0	97.2	96.5	96.0	96.4	96.5	95.8	95.4	97.0	93.2	99.5	98.4	98.7	86.9	59.4
2. Once	1.7	1.7	1.5	1.5	2.1	1.3	1.6	1.8	2.0	1.4	2.6	0.2	0.8	0.4	6.0	17.7
3. Twice	0.7	1.0	0.4	0.5	0.3	0.2	0.9	0.7	0.9	0.5	1.1	0.1	0.4	0.3	1.6	10.1
4. 3-5 times	0.5	0.8	0.2	0.5	1.1	1.0	0.2	0.5	0.4	0.5	0.6	*	0.3	0.3	1.8	4.5
5. 6-9 times	0.3	0.4	0.1	0.2	0.3	-	0.3	0.4	0.3	0.2	0.5	-	0.2	-	0.6	5.0
6. 10 or more	0.8	1.1	0.6	0.8	0.2	1.1	0.6	0.8	1.0	0.5	2.0	0.2	-	0.3	3.1	3.4
<i>Item 1818 Subject A07a</i>	<i>N</i> 2165	1017	1099	1535	211	447	584	751	384	1683	423	1025	481	215	369	43
E22: How often do you . . .																
E22A: Eat breakfast?																
1. Never	10.9	12.2	9.2	10.0	7.5	11.4	11.8	10.6	9.4	8.8	16.9	7.9	11.8	9.8	15.7	25.1
2. Seldom	24.5	22.8	26.0	24.4	30.0	25.3	24.7	24.5	23.3	23.6	27.6	20.0	23.9	33.0	32.5	19.9
3. Sometimes	21.1	20.4	21.2	19.5	30.7	19.9	19.8	23.0	20.8	19.8	26.1	22.0	24.1	18.2	16.3	25.1
4. Most days	11.8	11.4	12.3	11.0	16.2	9.0	12.1	12.9	12.4	12.2	11.0	13.0	9.1	11.8	12.5	9.0
5. Nearly every day	10.4	10.1	11.1	11.7	6.1	9.1	11.6	9.0	12.8	11.7	6.0	11.1	10.9	7.0	10.3	10.9
6. Every day	21.3	23.2	20.2	23.6	9.4	25.2	20.1	20.0	21.4	23.9	12.4	26.1	20.3	20.1	12.7	9.9
<i>Item 20740 Subject T02</i>	<i>N</i> 2198	1029	1116	1549	221	450	599	760	389	1702	431	1046	483	220	374	44

MONITORING THE FUTURE

QUESTIONNAIRE FORM 2 2004	TOTAL	SEX		RACE		REGION				COLLEGE PLANS?		ILLCIT DRUG USE: LIFETIME					
		M	F	White	Black	NE	NC	S	W	Yes	No	None	Mari- juana Only	Few Pills	More Pills	Any Her- oin	
<i>N (Weighted No. of Cases):</i>	2519	1181	1239	1688	273	536	664	856	463	1862	498	1174	539	254	433	54	
<i>% of Weighted Total:</i>	100.0	46.9	49.2	67.0	10.8	21.3	26.4	34.0	18.4	73.9	19.8	46.6	21.4	10.1	17.2	2.2	
E22B: Eat at least some green vegetables?																	
1. Never	5.4	7.0	3.2	3.7	9.2	6.7	4.3	5.8	4.6	4.4	8.6	3.9	5.0	6.4	6.7	10.8	
2. Seldom	12.3	12.9	11.8	11.9	16.3	11.6	14.4	12.1	10.4	10.8	17.5	12.2	9.7	11.9	14.3	22.3	
3. Sometimes	25.5	24.0	26.8	24.7	26.7	22.4	23.2	27.1	29.3	24.6	28.4	25.4	25.2	29.4	26.2	6.0	
4. Most days	24.5	24.5	24.4	24.2	29.3	23.7	24.8	25.6	22.9	24.6	25.1	22.2	25.8	28.1	26.6	33.3	
5. Nearly every day	16.3	15.1	17.7	18.2	8.9	16.2	17.2	15.9	15.7	17.9	10.5	18.8	17.7	11.9	11.1	15.0	
6. Every day	16.0	16.6	16.1	17.3	9.5	19.3	16.1	13.6	17.1	17.7	10.0	17.6	16.6	12.3	15.0	12.6	
<i>Item 20750 Subject T02</i>	<i>N</i>	<i>2185</i>	<i>1022</i>	<i>1108</i>	<i>1541</i>	<i>216</i>	<i>445</i>	<i>592</i>	<i>760</i>	<i>387</i>	<i>1698</i>	<i>428</i>	<i>1035</i>	<i>480</i>	<i>219</i>	<i>376</i>	<i>44</i>
E22C: Eat at least some fruit?																	
1. Never	3.5	4.5	2.2	2.6	6.6	4.7	2.7	4.1	2.3	2.4	7.7	3.1	2.5	5.4	4.1	3.4	
2. Seldom	9.5	9.4	9.3	9.6	8.0	7.1	9.1	12.3	7.3	7.6	16.1	8.9	8.6	7.6	12.4	11.2	
3. Sometimes	27.1	27.6	26.6	25.8	41.2	27.6	27.4	28.5	23.6	26.2	29.8	25.8	29.5	28.1	27.2	23.4	
4. Most days	24.8	24.5	25.0	24.7	22.1	25.7	24.5	24.6	24.3	25.2	24.6	22.6	26.3	27.0	27.3	32.2	
5. Nearly every day	17.1	17.4	17.3	18.4	10.7	17.6	17.3	14.8	20.6	18.3	12.0	18.5	15.9	17.1	16.1	16.8	
6. Every day	18.0	16.5	19.6	19.0	11.4	17.3	18.9	15.7	21.9	20.2	9.8	21.1	17.3	14.7	13.0	13.1	
<i>Item 20760 Subject T02</i>	<i>N</i>	<i>2178</i>	<i>1021</i>	<i>1106</i>	<i>1541</i>	<i>216</i>	<i>441</i>	<i>594</i>	<i>754</i>	<i>389</i>	<i>1692</i>	<i>428</i>	<i>1036</i>	<i>479</i>	<i>217</i>	<i>372</i>	<i>43</i>
E22D: Exercise vigorously (jogging, swimming, calisthenics, or any other active sports)?																	
1. Never	7.0	6.5	7.4	6.4	9.4	7.1	6.0	8.9	4.5	5.0	14.5	6.2	3.7	9.8	8.8	16.7	
2. Seldom	18.7	13.3	23.2	16.9	31.3	14.0	17.9	21.9	19.0	17.5	22.0	18.3	17.7	21.0	19.7	19.4	
3. Sometimes	24.4	21.7	26.9	25.1	20.4	26.5	22.1	24.9	24.4	24.4	25.1	24.0	21.1	29.2	27.1	25.0	
4. Most days	17.3	18.1	16.7	17.8	11.4	19.7	17.8	15.3	18.0	17.5	17.9	17.1	21.4	14.1	15.0	15.3	
5. Nearly every day	14.4	16.7	12.4	15.2	7.7	16.1	17.2	11.1	14.6	15.8	9.0	14.5	16.9	10.5	14.9	9.3	
6. Every day	18.2	23.6	13.5	18.5	19.8	16.5	19.0	17.8	19.6	19.8	11.5	19.9	19.1	15.5	14.6	14.4	
<i>Item 20770 Subject T02</i>	<i>N</i>	<i>2151</i>	<i>1005</i>	<i>1093</i>	<i>1528</i>	<i>205</i>	<i>434</i>	<i>589</i>	<i>741</i>	<i>386</i>	<i>1669</i>	<i>421</i>	<i>1014</i>	<i>472</i>	<i>218</i>	<i>370</i>	<i>44</i>
E22E: Get at least seven hours of sleep?																	
1. Never	6.8	7.1	6.6	6.1	8.5	7.2	6.9	7.6	4.7	5.6	11.1	4.6	6.2	6.6	12.6	13.0	
2. Seldom	20.0	17.3	23.1	21.0	18.4	20.1	20.3	20.5	18.6	20.0	21.1	17.4	22.9	25.3	21.3	20.6	
3. Sometimes	23.3	22.1	23.4	22.6	20.0	24.1	24.2	20.8	25.8	23.1	23.9	20.6	23.5	26.5	27.0	21.0	
4. Most days	23.2	24.8	22.1	24.9	18.9	21.9	25.4	22.8	22.1	23.7	21.7	25.1	20.5	26.2	19.2	34.5	
5. Nearly every day	15.6	15.6	16.0	16.5	14.0	14.5	13.2	18.3	15.5	16.5	12.9	17.9	17.1	11.2	12.0	3.5	
6. Every day	11.1	13.1	8.7	8.8	20.2	12.2	9.9	10.1	13.3	11.1	9.4	14.4	9.8	4.2	7.9	7.5	
<i>Item 20780 Subject T02</i>	<i>N</i>	<i>2187</i>	<i>1025</i>	<i>1109</i>	<i>1544</i>	<i>215</i>	<i>446</i>	<i>594</i>	<i>758</i>	<i>388</i>	<i>1699</i>	<i>425</i>	<i>1041</i>	<i>478</i>	<i>220</i>	<i>374</i>	<i>45</i>
E22F: Get less sleep than you think you should?																	
1. Never	7.6	8.2	7.1	5.3	17.2	9.3	6.3	7.7	7.5	5.9	13.6	8.0	5.0	9.6	7.9	4.7	
2. Seldom	13.0	12.7	13.3	12.5	19.6	10.0	9.7	17.0	14.0	12.3	16.0	14.0	13.5	14.5	8.8	11.4	
3. Sometimes	23.4	23.2	23.0	23.8	22.6	20.8	24.6	23.8	23.9	22.9	26.1	25.2	23.3	23.2	18.9	15.0	
4. Most days	16.3	16.4	16.5	17.1	10.9	17.6	15.7	15.7	16.6	16.8	15.1	16.5	15.4	15.5	17.0	30.1	
5. Nearly every day	17.4	17.2	17.9	18.5	9.3	18.2	21.2	13.7	18.2	19.3	11.4	17.1	19.2	15.6	18.4	12.0	
6. Every day	22.2	22.3	22.2	22.7	20.4	24.2	22.5	22.1	19.8	22.8	17.8	19.2	23.6	21.6	29.1	26.9	
<i>Item 20790 Subject T02</i>	<i>N</i>	<i>2191</i>	<i>1032</i>	<i>1109</i>	<i>1550</i>	<i>218</i>	<i>451</i>	<i>597</i>	<i>758</i>	<i>384</i>	<i>1703</i>	<i>429</i>	<i>1039</i>	<i>482</i>	<i>220</i>	<i>376</i>	<i>44</i>

DESCRIPTIVE RESULTS: 2004

135

QUESTIONNAIRE FORM 3 2004	TOTAL	SEX		RACE		REGION				COLLEGE PLANS?		ILLICIT DRUG USE: LIFETIME				
		M	F	White	Black	NE	NC	S	W	Yes	No	None	Mari- juana Only	Few Pills	More Pills	Any Her- oin
<i>N (Weighted No. of Cases):</i>	2524	1190	1194	1699	269	534	649	871	469	1831	506	1207	527	272	423	19
<i>% of Weighted Total:</i>	100.0	47.1	47.3	67.3	10.7	21.2	25.7	34.5	18.6	72.6	20.0	47.8	20.9	10.8	16.7	0.8
A01: Taking all things together, how would you say things are these days—would you say you're very happy, pretty happy, or not too happy these days?																
3. Very happy	19.5	20.4	18.3	20.4	17.4	16.1	21.2	20.1	20.0	21.0	12.7	22.9	18.9	13.0	14.8	6.9
2. Pretty happy	68.5	68.1	69.5	69.1	67.3	72.2	68.2	68.3	65.3	68.2	72.2	66.8	68.6	77.1	69.2	39.6
1. Not too happy	12.0	11.5	12.2	10.4	15.3	11.7	10.7	11.6	14.8	10.8	15.2	10.2	12.5	9.9	16.0	53.5
<i>Item 1190 Subject P01, Q01</i>	<i>N</i> 2503	1181	1189	1691	268	529	645	869	460	1823	499	1198	525	272	420	19
A02: Some people think a lot about the social problems of the nation and the world and about how they might be solved. Others spend little time thinking about these issues. How much do you think about such things?																
1. Never	3.9	5.3	2.3	4.2	3.3	3.4	3.5	4.7	3.4	2.9	5.6	3.3	4.3	3.2	4.2	17.5
2. Seldom	19.8	20.3	19.9	20.1	19.6	18.1	20.1	20.0	21.1	18.5	25.8	16.8	25.7	21.0	19.0	46.1
3. Sometimes	50.9	46.5	54.4	50.3	54.1	52.5	50.6	50.4	50.5	50.3	52.2	51.8	48.5	54.9	48.9	30.2
4. Quite often	20.3	21.1	19.8	20.6	18.2	19.9	20.5	20.8	19.6	22.4	14.5	22.3	17.3	17.1	22.3	3.4
5. A great deal	5.1	6.8	3.6	4.9	4.7	6.0	5.4	4.2	5.5	5.9	1.9	5.7	4.2	3.8	5.6	2.8
<i>Item 6880 Subject J, Q08</i>	<i>N</i> 2502	1180	1193	1693	269	525	646	866	465	1827	500	1203	525	271	420	19
A03: The next questions ask your opinions about a number of different topics. How much do you agree or disagree with each statement below?																
A03A: Men and women should be paid the same money if they do the same work																
1. Disagree	2.4	4.0	0.7	2.3	2.9	3.5	1.4	2.6	2.3	1.7	3.5	2.1	1.9	1.5	3.7	20.0
2. Mostly disagree	1.8	2.8	0.7	1.8	1.5	1.2	2.7	1.4	1.7	1.3	2.9	1.8	1.7	1.9	1.3	2.5
3. Neither	3.4	5.4	1.1	3.4	2.2	4.1	2.9	3.7	2.5	2.8	4.7	2.7	3.6	4.0	3.8	-
4. Mostly agree	13.6	19.7	7.2	13.1	14.7	10.6	17.2	14.0	11.2	13.3	15.9	12.9	13.3	15.5	14.9	8.3
5. Agree	78.9	68.1	90.2	79.4	78.7	80.6	75.8	78.3	82.3	80.9	72.9	80.5	79.5	77.0	76.3	69.1
<i>Item 7930 Subject D06</i>	<i>N</i> 2509	1184	1194	1693	269	525	647	870	467	1829	504	1205	527	272	423	19
A03B: Women should be considered as seriously as men for jobs as executives or politicians																
1. Disagree	3.2	6.0	0.5	3.2	2.0	3.2	3.0	3.4	2.9	2.1	5.6	3.2	2.8	2.9	3.3	16.6
2. Mostly disagree	2.8	5.1	0.5	3.0	3.0	2.9	2.1	3.1	3.1	2.3	3.4	1.9	2.7	4.2	4.4	-
3. Neither	4.7	7.8	1.4	4.4	3.1	4.1	3.5	5.8	5.1	4.3	5.1	4.6	5.9	3.1	4.6	-
4. Mostly agree	19.5	28.1	10.5	19.6	19.5	21.5	17.5	20.2	18.7	19.1	20.5	18.4	18.6	20.2	21.7	24.0
5. Agree	69.8	53.0	87.1	69.7	72.3	68.4	74.0	67.5	70.1	72.3	65.4	71.9	70.0	69.5	66.0	59.5
<i>Item 7940 Subject D06, H02</i>	<i>N</i> 2507	1184	1192	1693	269	525	647	869	466	1828	503	1205	526	272	422	19
A03C: A woman should have exactly the same job opportunities as a man																
1. Disagree	3.8	6.8	0.6	3.9	3.7	3.9	3.7	4.2	3.0	2.8	5.4	2.9	3.5	6.1	4.1	14.0
2. Mostly disagree	4.1	6.3	1.9	3.9	4.6	4.1	2.0	5.3	4.8	3.3	6.1	3.4	3.9	5.3	4.5	5.3
3. Neither	6.0	9.3	2.5	6.4	4.4	4.7	6.3	6.1	7.0	6.1	5.3	5.6	6.6	1.8	8.6	-
4. Mostly agree	22.7	29.1	16.9	22.6	21.9	26.4	21.2	23.7	18.8	22.1	25.6	21.1	23.5	24.2	25.8	19.7
5. Agree	63.4	48.5	78.2	63.2	65.4	61.0	66.8	60.7	66.4	65.8	57.5	67.0	62.5	62.6	57.0	60.9
<i>Item 7950 Subject D06</i>	<i>N</i> 2492	1178	1186	1684	266	520	643	863	466	1817	502	1196	523	271	422	19
A03D: A woman should have exactly the same educational opportunities as a man																
1. Disagree	1.3	2.5	0.2	1.4	0.9	1.9	1.4	0.7	1.5	0.7	2.5	1.0	0.7	1.9	1.7	16.6
2. Mostly disagree	0.8	1.3	0.2	0.7	0.5	1.0	1.1	0.3	1.3	0.7	1.1	0.6	1.0	0.8	0.9	-
3. Neither	2.1	3.5	0.7	2.2	0.2	1.7	1.8	2.7	1.7	1.8	2.3	2.3	2.1	1.0	1.7	-
4. Mostly agree	8.3	12.0	4.2	6.9	15.3	8.2	6.3	9.2	9.6	7.2	11.1	7.5	8.5	8.4	9.0	15.8
5. Agree	87.5	80.8	94.6	88.8	83.1	87.1	89.4	87.1	85.9	89.6	83.0	88.6	87.6	87.9	86.6	67.7
<i>Item 7960 Subject D06</i>	<i>N</i> 2494	1179	1184	1685	266	522	644	861	467	1818	502	1196	524	271	421	19

QUESTIONNAIRE FORM 3 2004	TOTAL	SEX		RACE		REGION				COLLEGE PLANS?		ILLICIT DRUG USE: LIFETIME				
		M	F	White	Black	NE	NC	S	W	Yes	No	None	Mari- juana Only	Few Pills	More Pills	Any Her- oin
<i>N (Weighted No. of Cases):</i>	2524	1190	1194	1699	269	534	649	871	469	1831	506	1207	527	272	423	19
<i>% of Weighted Total:</i>	100.0	47.1	47.3	67.3	10.7	21.2	25.7	34.5	18.6	72.6	20.0	47.8	20.9	10.8	16.7	0.8
A03E: It is usually better for everyone involved if the man is the achiever outside the home and the woman takes care of the home and family																
1. Disagree	30.0	15.2	45.0	29.3	32.0	28.8	32.0	28.0	32.5	31.0	28.2	29.4	31.9	29.3	32.7	12.8
2. Mostly disagree	17.3	15.8	19.4	18.6	16.7	18.1	18.2	16.3	17.2	18.7	12.9	18.5	17.9	20.4	11.8	18.3
3. Neither	22.0	27.4	16.8	22.1	18.4	22.7	23.1	21.8	20.4	21.4	26.3	23.2	19.8	25.8	19.5	29.8
4. Mostly agree	16.7	21.3	11.8	15.8	21.6	17.7	13.8	18.9	15.6	16.3	17.3	15.3	16.7	14.5	20.1	11.5
5. Agree	13.9	20.2	7.0	14.1	11.3	12.8	12.9	15.1	14.4	12.6	15.3	13.6	13.7	10.0	16.0	27.6
<i>Item 7970 Subject D05</i>	<i>N</i> 2506	1183	1193	1694	268	525	647	868	466	1827	504	1204	526	272	423	19
A03F: A preschool child is likely to suffer if the mother works																
1. Disagree	26.5	18.6	34.4	24.8	43.9	29.2	26.2	27.2	22.2	27.1	23.6	25.4	30.4	25.0	26.8	12.4
2. Mostly disagree	21.9	19.2	25.7	24.0	19.6	21.9	25.6	20.3	19.7	22.3	23.8	20.8	24.4	24.9	20.5	33.4
3. Neither	22.8	25.1	20.6	23.3	18.1	22.6	24.7	21.0	23.8	23.0	22.4	24.9	19.5	21.4	20.9	29.2
4. Mostly agree	16.8	20.5	12.2	16.4	9.9	17.3	13.6	16.9	20.5	16.7	17.0	15.6	16.0	19.2	19.8	16.2
5. Agree	12.0	16.6	7.1	11.5	8.6	9.1	9.8	14.5	13.8	10.9	13.2	13.3	9.7	9.5	12.1	8.7
<i>Item 7980 Subject D05</i>	<i>N</i> 2497	1179	1188	1688	267	526	643	864	464	1821	501	1200	525	272	419	19
A03G: A working mother can establish just as warm and secure a relationship with her children as a mother who does not work																
1. Disagree	8.0	11.7	4.2	7.9	6.1	7.3	6.8	9.5	7.7	6.8	9.2	7.0	8.5	6.0	10.7	12.7
2. Mostly disagree	12.8	17.8	8.6	13.2	5.5	13.5	10.3	10.8	19.0	13.5	11.1	12.2	9.2	15.7	17.4	8.1
3. Neither	12.7	15.4	9.2	13.5	6.9	13.7	13.7	10.6	14.2	12.5	13.0	13.0	12.0	12.6	11.9	32.0
4. Mostly agree	29.3	29.8	29.2	29.3	30.5	30.4	33.8	26.7	26.5	29.5	29.7	30.4	32.0	24.0	26.9	23.9
5. Agree	37.1	25.2	48.9	36.2	51.0	34.9	35.3	42.3	32.5	37.7	36.9	37.4	38.3	41.6	33.1	23.4
<i>Item 7990 Subject D05</i>	<i>N</i> 2505	1184	1193	1693	269	526	645	866	467	1829	503	1205	527	271	422	19
A04: The next questions are about pollution and the environment. How much do you agree or disagree with each statement below?																
A04A: Pollution of most types has increased in the U.S. in the last ten years																
1. Disagree	2.4	3.9	0.8	2.3	1.7	1.1	4.0	1.8	2.6	2.0	3.2	2.0	2.1	3.2	2.5	10.7
2. Mostly disagree	3.6	4.9	1.8	3.9	2.8	2.9	3.5	3.8	4.0	4.1	1.5	3.9	2.8	3.2	3.3	-
3. Neither	13.9	14.9	12.6	13.5	16.8	10.5	15.7	14.6	13.5	13.9	14.0	15.1	12.9	12.6	11.5	13.1
4. Mostly agree	33.4	32.1	34.5	33.9	33.6	31.5	33.0	34.4	34.3	32.4	37.0	32.6	37.3	31.0	32.9	33.9
5. Agree	46.8	44.1	50.3	46.4	45.1	54.0	43.8	45.4	45.6	47.6	44.3	46.3	44.9	49.9	49.7	42.3
<i>Item 8000 Subject F04</i>	<i>N</i> 2493	1177	1188	1688	269	520	643	866	463	1814	504	1195	525	272	421	19
A04B: Government should take steps to deal with our environmental problems, even if it means that most of us pay higher prices or taxes																
1. Disagree	10.6	12.2	7.9	10.0	17.3	9.6	10.0	11.8	10.1	8.9	14.0	9.5	11.7	7.2	12.2	23.3
2. Mostly disagree	11.8	12.9	10.5	11.4	15.2	13.5	9.3	11.9	13.2	10.6	14.3	10.3	10.1	13.2	17.1	19.5
3. Neither	26.5	23.1	29.7	26.9	26.9	23.8	29.0	28.4	22.6	25.3	31.9	27.5	27.2	25.0	23.4	25.7
4. Mostly agree	31.1	29.7	33.2	32.3	25.8	33.0	30.7	30.2	31.3	34.0	24.5	32.9	32.2	32.9	25.7	17.3
5. Agree	20.0	22.2	18.7	19.3	14.7	20.2	21.0	17.7	22.8	21.2	15.2	19.8	18.9	21.7	21.7	14.2
<i>Item 8010 Subject F04, H02</i>	<i>N</i> 2499	1180	1190	1689	267	525	645	863	465	1824	504	1203	524	272	420	19
A04C: I would prefer to pay more money for things that will last a long time, rather than have them cost less and break sooner																
1. Disagree	2.3	3.0	1.4	1.4	3.7	2.2	1.0	3.0	3.1	1.7	3.9	2.6	1.0	1.8	2.4	5.3
2. Mostly disagree	2.1	2.3	2.1	1.8	3.6	1.5	2.4	1.8	3.1	2.4	1.0	1.4	3.5	2.0	3.0	3.5
3. Neither	9.7	9.4	9.8	9.5	9.6	8.9	9.4	10.0	10.2	8.3	13.6	8.7	10.6	7.8	11.0	20.5
4. Mostly agree	31.3	30.9	32.0	33.6	27.3	34.4	31.9	30.3	29.0	33.2	26.8	32.9	32.5	31.2	26.1	38.8
5. Agree	54.5	54.4	54.7	53.7	55.8	52.9	55.4	54.9	54.6	54.5	54.8	54.5	52.4	57.2	57.5	31.8
<i>Item 8020 Subject F01</i>	<i>N</i> 2492	1175	1190	1684	269	517	644	867	463	1822	500	1197	525	272	421	19

DESCRIPTIVE RESULTS: 2004

137

QUESTIONNAIRE FORM 3 2004	TOTAL	SEX		RACE		REGION				COLLEGE PLANS?		ILLICIT DRUG USE: LIFETIME				
		M	F	White	Black	NE	NC	S	W	Yes	No	None	Mari- juana Only	Few Pills	More Pills	Any Her- oin
<i>N (Weighted No. of Cases):</i>	2524	1190	1194	1699	269	534	649	871	469	1831	506	1207	527	272	423	19
<i>% of Weighted Total:</i>	100.0	47.1	47.3	67.3	10.7	21.2	25.7	34.5	18.6	72.6	20.0	47.8	20.9	10.8	16.7	0.8
A04D: I would probably be willing to use a bicycle or mass transit (if available) rather than a car to get to work																
1. Disagree	35.9	39.4	31.8	34.9	50.4	38.0	34.0	38.4	31.6	33.6	39.8	31.4	41.5	34.2	41.7	52.3
2. Mostly disagree	21.7	21.3	22.9	22.2	20.8	22.7	21.9	21.6	20.4	22.6	20.4	22.4	20.1	24.7	20.6	15.3
3. Neither	15.3	13.5	17.1	15.9	11.0	14.6	14.5	14.8	17.8	15.0	17.0	17.7	12.1	14.3	13.1	26.1
4. Mostly agree	16.0	13.4	18.0	16.0	13.2	15.5	16.4	15.5	17.1	16.7	13.9	16.4	16.2	18.3	13.0	2.7
5. Agree	11.1	12.4	10.2	11.1	4.6	9.1	13.2	9.8	13.1	12.1	8.9	12.2	10.2	8.5	11.5	3.5
<i>Item 8030 Subject F07</i>	<i>N 2503</i>	<i>1183</i>	<i>1192</i>	<i>1691</i>	<i>269</i>	<i>526</i>	<i>644</i>	<i>868</i>	<i>465</i>	<i>1824</i>	<i>504</i>	<i>1204</i>	<i>525</i>	<i>272</i>	<i>421</i>	<i>19</i>
A04E: I would be willing to eat less meat and more grains and vegetables, if it would help provide food for starving people																
1. Disagree	14.0	21.9	5.9	15.9	6.7	14.8	15.3	13.2	12.7	11.7	20.7	13.7	12.5	8.6	18.8	26.8
2. Mostly disagree	10.0	13.2	6.5	10.8	8.2	11.2	8.4	10.0	10.8	9.9	10.3	8.1	11.7	13.1	10.4	13.1
3. Neither	19.9	25.3	15.1	20.9	18.2	19.7	22.9	20.1	15.8	19.7	20.4	22.0	15.9	18.1	18.9	37.0
4. Mostly agree	26.1	21.3	31.6	25.3	30.9	28.1	27.5	22.6	28.6	27.4	24.1	25.8	28.2	27.0	25.3	12.5
5. Agree	30.0	18.4	40.9	27.1	36.0	26.2	25.9	34.1	32.1	31.3	24.5	30.3	31.7	33.3	26.6	10.6
<i>Item 8040 Subject F03, O03</i>	<i>N 2499</i>	<i>1184</i>	<i>1187</i>	<i>1692</i>	<i>267</i>	<i>526</i>	<i>645</i>	<i>864</i>	<i>464</i>	<i>1825</i>	<i>503</i>	<i>1204</i>	<i>524</i>	<i>269</i>	<i>422</i>	<i>19</i>
A05: In the following list you will find some statements about leisure time and work. Please show whether you agree or disagree with each statement.																
A05A: I like the kind of work you can forget about after the work day is over																
1. Disagree	10.3	9.9	10.9	9.1	19.2	11.8	7.1	12.2	9.4	10.3	9.3	11.0	12.0	8.2	7.8	3.5
2. Mostly disagree	13.4	13.3	13.6	12.9	18.7	12.8	13.3	11.8	17.1	14.2	11.7	13.1	13.0	12.1	15.6	11.9
3. Neither	22.9	23.0	23.5	22.9	16.1	23.5	20.4	24.2	23.4	24.4	18.8	24.6	22.0	25.2	19.0	27.8
4. Mostly agree	24.3	24.1	24.6	25.4	20.0	25.5	23.7	23.3	25.4	24.6	23.5	23.7	22.4	28.5	23.9	19.4
5. Agree	29.2	29.6	27.5	29.7	26.0	26.5	35.5	28.4	24.7	26.5	36.7	27.6	30.6	26.0	33.7	37.4
<i>Item 8050 Subject C04</i>	<i>N 2496</i>	<i>1179</i>	<i>1191</i>	<i>1689</i>	<i>267</i>	<i>522</i>	<i>644</i>	<i>865</i>	<i>464</i>	<i>1821</i>	<i>504</i>	<i>1199</i>	<i>525</i>	<i>272</i>	<i>421</i>	<i>19</i>
A05B: To me, work is nothing more than making a living																
1. Disagree	23.6	21.1	26.4	24.1	22.2	20.8	21.8	24.8	27.3	25.0	19.8	26.2	19.9	19.7	25.1	6.9
2. Mostly disagree	27.8	27.2	28.5	30.7	21.2	29.1	27.4	27.3	28.1	30.4	20.2	29.4	27.2	27.5	26.5	6.7
3. Neither	15.1	15.5	15.3	15.9	11.4	16.2	15.7	14.1	14.7	15.9	13.8	15.1	15.0	14.1	14.1	31.1
4. Mostly agree	19.5	21.7	17.5	17.5	24.7	21.3	21.4	17.4	18.5	17.1	27.0	17.8	20.4	27.5	18.0	25.1
5. Agree	14.0	14.5	12.3	11.8	20.6	12.7	13.8	16.3	11.4	11.5	19.2	11.6	17.5	11.2	16.3	30.2
<i>Item 8060 Subject C06</i>	<i>N 2499</i>	<i>1179</i>	<i>1193</i>	<i>1690</i>	<i>267</i>	<i>524</i>	<i>645</i>	<i>865</i>	<i>466</i>	<i>1825</i>	<i>504</i>	<i>1203</i>	<i>525</i>	<i>272</i>	<i>421</i>	<i>19</i>
A05C: I expect my work to be a very central part of my life																
1. Disagree	4.8	5.0	4.6	4.4	6.5	5.9	4.1	4.4	4.9	4.6	5.8	4.5	4.6	5.0	5.2	11.7
2. Mostly disagree	11.8	11.0	12.9	12.8	5.9	13.1	10.7	9.8	15.6	11.9	12.1	11.7	10.8	11.1	13.6	15.7
3. Neither	21.6	21.6	20.9	23.1	12.9	22.3	24.3	21.2	18.1	21.5	22.6	21.3	21.6	21.5	21.7	28.1
4. Mostly agree	39.0	37.8	41.0	38.7	41.9	35.7	41.2	39.3	39.3	39.6	36.9	38.8	39.5	42.6	38.0	26.2
5. Agree	22.8	24.5	20.6	21.0	32.9	22.9	19.7	25.3	22.1	22.4	22.6	23.7	23.6	19.9	21.4	18.3
<i>Item 8070 Subject C06</i>	<i>N 2489</i>	<i>1176</i>	<i>1188</i>	<i>1684</i>	<i>266</i>	<i>521</i>	<i>640</i>	<i>865</i>	<i>464</i>	<i>1816</i>	<i>503</i>	<i>1198</i>	<i>522</i>	<i>272</i>	<i>420</i>	<i>19</i>
A05D: I want to do my best in my job, even if this sometimes means working overtime																
1. Disagree	1.9	2.3	1.3	1.5	1.5	3.3	1.4	1.0	2.8	1.3	3.4	1.0	2.7	2.8	2.6	8.1
2. Mostly disagree	4.4	4.9	4.0	4.7	2.3	4.1	5.8	3.0	5.5	3.8	6.8	3.9	4.9	3.0	6.5	2.5
3. Neither	9.1	10.4	7.6	9.5	6.8	9.9	9.0	8.9	8.8	9.5	7.0	8.3	9.5	10.0	8.5	29.8
4. Mostly agree	40.8	40.6	41.6	42.4	38.3	44.1	40.8	40.2	38.4	42.9	34.4	41.9	39.0	42.1	40.3	29.4
5. Agree	43.7	41.8	45.5	42.0	51.0	38.6	43.0	46.9	44.5	42.4	48.4	44.9	43.9	42.0	42.1	30.2
<i>Item 8080 Subject C06</i>	<i>N 2498</i>	<i>1181</i>	<i>1191</i>	<i>1689</i>	<i>269</i>	<i>526</i>	<i>642</i>	<i>866</i>	<i>465</i>	<i>1825</i>	<i>503</i>	<i>1203</i>	<i>524</i>	<i>271</i>	<i>422</i>	<i>19</i>

MONITORING THE FUTURE

QUESTIONNAIRE FORM 3 2004	TOTAL	SEX		RACE		REGION				COLLEGE PLANS?		ILLICIT DRUG USE: LIFETIME				
		M	F	White	Black	NE	NC	S	W	Yes	No	None	Mari- juana Only	Few Pills	More Pills	Any Her- oin
<i>N (Weighted No. of Cases):</i>	2524	1190	1194	1699	269	534	649	871	469	1831	506	1207	527	272	423	19
<i>% of Weighted Total:</i>	100.0	47.1	47.3	67.3	10.7	21.2	25.7	34.5	18.6	72.6	20.0	47.8	20.9	10.8	16.7	0.8
A05E: I would like to stay in the same job for most of my adult life																
1. Disagree	11.1	11.3	10.2	9.5	17.1	10.3	9.2	12.8	11.7	10.1	13.9	9.8	11.8	10.8	12.3	7.0
2. Mostly disagree	10.7	10.5	10.8	9.7	11.6	12.0	10.6	9.2	12.0	11.1	10.0	10.2	13.0	8.6	10.8	22.6
3. Neither	17.8	19.5	15.9	16.1	17.3	19.1	16.9	17.0	18.9	17.8	16.3	17.7	18.7	14.0	17.6	22.6
4. Mostly agree	29.8	27.5	32.6	31.5	28.1	31.5	30.8	29.6	27.2	30.4	29.9	30.3	29.3	35.7	27.5	25.5
5. Agree	30.6	31.3	30.5	33.2	25.8	27.2	32.5	31.4	30.3	30.6	29.9	32.0	27.1	30.8	31.8	22.3
<i>Item 8090 Subject C03</i>	<i>N</i> 2499	1179	1193	1690	267	524	644	865	466	1823	503	1203	525	272	419	19
A06: If you were to get enough money to live as comfortably as you'd like for the rest of your life, would you want to work?																
1. I would want to work	69.6	64.2	74.5	68.2	73.7	69.2	66.8	71.2	71.2	69.5	70.7	70.8	70.3	70.6	67.9	45.1
2. I would not want to work	30.4	35.8	25.5	31.8	26.3	30.8	33.2	28.8	28.8	30.5	29.3	29.2	29.7	29.4	32.1	54.9
<i>Item 8100 Subject C06</i>	<i>N</i> 2417	1134	1163	1648	255	512	624	838	442	1780	474	1164	506	267	407	18
The next questions are about living or working with people of different races. Please rate each of the statements below using the following terms:																
Not at all acceptable: I'd avoid this if I possibly could.																
Somewhat acceptable: I could live with this, but not be happy about it.																
Acceptable: This would be O.K., or I'd be neutral about this.																
Desirable: I'd really like this.																
A07: How would you feel about . . .																
A07A: Having close personal friends of another race?																
1. Not at all acceptable	1.9	3.1	0.5	2.1	1.1	2.5	1.2	1.8	2.3	1.2	3.6	1.3	1.7	1.9	2.7	18.9
2. Somewhat acceptable	3.6	5.2	2.0	4.3	2.5	3.0	5.2	4.1	1.5	3.2	5.4	3.9	1.7	3.6	4.7	6.0
3. Acceptable	50.4	58.1	42.2	54.2	45.5	52.1	50.2	52.5	44.8	49.7	52.2	49.2	51.5	56.3	49.3	43.8
4. Desirable	44.1	33.6	55.2	39.4	50.9	42.4	43.5	41.7	51.5	45.9	38.8	45.6	45.1	38.1	43.3	31.3
<i>Item 8110 Subject N01</i>	<i>N</i> 2498	1184	1189	1692	268	528	642	865	463	1824	503	1201	527	271	421	19
A07B: Having a job with a supervisor of a different race?																
1. Not at all acceptable	1.9	2.7	0.8	1.9	1.5	2.2	1.2	1.9	2.2	1.1	3.1	1.4	1.9	1.8	2.5	10.5
2. Somewhat acceptable	6.0	8.3	3.6	6.4	4.4	5.5	7.4	5.4	5.8	5.3	8.4	5.3	5.1	9.2	6.0	18.3
3. Acceptable	67.0	70.6	63.6	69.5	65.9	66.6	65.6	70.9	62.1	68.0	63.6	66.4	67.5	69.4	67.7	55.7
4. Desirable	25.2	18.4	32.0	22.2	28.1	25.7	25.8	21.7	29.9	25.6	24.8	26.9	25.6	19.6	23.8	15.4
<i>Item 8120 Subject C05, N01</i>	<i>N</i> 2494	1181	1189	1688	268	525	641	865	463	1822	503	1201	526	271	420	19
A07C: Having family of a different race (but same level of education and income) move next door to you?																
1. Not at all acceptable	3.2	4.5	1.5	3.6	1.2	3.9	2.9	3.4	2.4	1.9	6.0	2.6	2.4	4.5	3.7	17.2
2. Somewhat acceptable	4.3	5.9	2.6	4.6	4.5	3.7	4.5	4.7	3.8	3.5	6.4	3.8	4.2	2.9	6.6	3.5
3. Acceptable	58.5	64.2	52.9	60.8	58.6	61.0	58.8	61.0	50.7	59.3	55.8	58.4	58.9	61.2	57.4	58.6
4. Desirable	34.0	25.5	43.0	31.0	35.6	31.3	33.8	31.0	43.1	35.3	31.9	35.3	34.5	31.4	32.3	20.7
<i>Item 8130 Subject N01</i>	<i>N</i> 2495	1182	1189	1691	267	526	642	864	462	1824	503	1199	527	271	421	19
A07D: Having your (future) children's friends be all of your race?																
1. Not at all acceptable	16.2	13.4	18.6	15.4	16.3	10.5	19.4	15.6	19.2	17.3	10.9	17.3	15.2	14.4	15.8	-
2. Somewhat acceptable	22.5	19.1	25.8	22.7	19.3	22.1	24.4	20.5	23.9	23.3	20.9	23.0	18.2	26.3	23.6	25.1
3. Acceptable	46.0	50.3	42.3	47.2	48.2	50.3	43.4	46.5	44.1	45.0	50.3	44.9	53.0	46.1	41.1	52.7
4. Desirable	15.3	17.2	13.3	14.7	16.1	17.1	12.8	17.4	12.7	14.4	18.0	14.9	13.5	13.2	19.5	22.2
<i>Item 8140 Subject N01</i>	<i>N</i> 2485	1177	1183	1683	267	521	640	863	461	1815	502	1196	524	268	420	19

QUESTIONNAIRE FORM 3 2004	TOTAL	SEX		RACE		REGION				COLLEGE PLANS?		ILLICIT DRUG USE: LIFETIME				
		M	F	White	Black	NE	NC	S	W	Yes	No	None	Mari- juana Only	Few Pills	More Pills	Any Her- oin
<i>N (Weighted No. of Cases):</i>	2524	1190	1194	1699	269	534	649	871	469	1831	506	1207	527	272	423	19
<i>% of Weighted Total:</i>	100.0	47.1	47.3	67.3	10.7	21.2	25.7	34.5	18.6	72.6	20.0	47.8	20.9	10.8	16.7	0.8
A07E: Having some of your (future) children's friends be of other races?																
1. Not at all acceptable	2.0	2.8	0.8	2.0	1.2	2.2	1.4	2.4	1.7	1.4	3.0	1.4	1.6	2.0	3.1	10.5
2. Somewhat acceptable	5.6	7.3	3.9	6.8	3.8	5.8	5.7	6.0	4.3	4.6	9.2	5.2	4.5	5.7	8.0	10.2
3. Acceptable	52.3	58.2	46.0	54.6	49.1	53.2	52.2	54.4	47.4	51.1	55.7	50.4	54.1	55.3	52.8	58.6
4. Desirable	40.1	31.7	49.2	36.5	45.9	38.7	40.7	37.1	46.6	42.9	32.1	43.0	39.8	36.9	36.1	20.7
<i>Item 8150 Subject N01</i>	<i>N</i> 2491	<i>1181</i>	<i>1187</i>	<i>1689</i>	<i>266</i>	<i>526</i>	<i>640</i>	<i>863</i>	<i>462</i>	<i>1822</i>	<i>503</i>	<i>1199</i>	<i>526</i>	<i>270</i>	<i>421</i>	<i>19</i>
A08: How would you feel about having a job where . . .																
A08A: . . . all the employees are of your race?																
1. Not at all acceptable	10.5	8.2	12.5	8.6	13.6	8.9	11.7	8.6	14.2	10.7	9.0	10.9	11.2	7.6	9.9	6.7
2. Somewhat acceptable	19.5	18.1	20.9	18.0	25.4	17.4	20.2	20.2	19.7	20.2	16.6	18.8	17.9	20.9	23.1	20.4
3. Acceptable	54.2	54.3	54.0	56.9	48.6	56.4	53.4	54.5	52.2	55.1	53.1	55.1	57.4	53.7	48.0	62.4
4. Desirable	15.8	19.4	12.5	16.5	12.5	17.3	14.8	16.7	13.9	13.9	21.3	15.2	13.5	17.8	19.0	10.5
<i>Item 8160 Subject C05, N01</i>	<i>N</i> 2493	<i>1180</i>	<i>1189</i>	<i>1688</i>	<i>268</i>	<i>527</i>	<i>641</i>	<i>862</i>	<i>463</i>	<i>1821</i>	<i>501</i>	<i>1199</i>	<i>527</i>	<i>269</i>	<i>420</i>	<i>19</i>
A08B: . . . some employees are of a different race?																
1. Not at all acceptable	1.4	1.8	0.8	1.2	1.3	1.3	1.6	1.5	1.1	1.0	2.5	0.8	1.8	0.9	2.0	21.4
2. Somewhat acceptable	4.5	6.1	2.5	4.3	6.6	3.9	4.5	5.2	3.7	3.4	8.0	4.1	3.4	5.0	5.9	7.5
3. Acceptable	66.1	71.1	61.0	69.3	55.8	68.6	65.9	66.0	63.5	65.9	66.4	65.1	65.8	71.3	66.6	58.8
4. Desirable	28.1	21.0	35.7	25.1	36.3	26.2	28.1	27.4	31.6	29.7	23.1	30.1	29.1	22.8	25.6	12.3
<i>Item 8170 Subject C05, N01</i>	<i>N</i> 2493	<i>1181</i>	<i>1188</i>	<i>1690</i>	<i>268</i>	<i>527</i>	<i>642</i>	<i>862</i>	<i>462</i>	<i>1822</i>	<i>501</i>	<i>1198</i>	<i>527</i>	<i>269</i>	<i>422</i>	<i>19</i>
A08C: . . . most employees are of a different race?																
1. Not at all acceptable	7.1	9.2	4.6	8.5	4.7	7.7	5.9	8.7	4.9	6.0	10.2	6.1	6.6	7.9	9.0	22.0
2. Somewhat acceptable	20.5	20.9	20.3	23.7	16.4	23.2	21.6	21.8	13.5	20.7	20.5	17.6	20.4	22.7	27.1	26.6
3. Acceptable	58.4	60.1	57.3	58.8	56.8	54.7	60.6	56.5	63.2	59.3	55.4	60.9	59.3	56.9	52.9	51.4
4. Desirable	14.0	9.8	17.9	9.0	22.1	14.4	11.9	13.0	18.4	14.0	13.8	15.4	13.7	12.5	10.9	-
<i>Item 8180 Subject C05, N01</i>	<i>N</i> 2485	<i>1177</i>	<i>1186</i>	<i>1683</i>	<i>267</i>	<i>523</i>	<i>640</i>	<i>862</i>	<i>460</i>	<i>1816</i>	<i>501</i>	<i>1195</i>	<i>526</i>	<i>269</i>	<i>420</i>	<i>19</i>
A09: How would you feel about living in an area where . . .																
A09A: . . . all the neighbors are of your race?																
1. Not at all acceptable	6.8	5.3	8.2	4.1	11.8	5.4	5.4	6.6	10.6	6.8	5.8	6.2	7.2	4.0	8.8	4.2
2. Somewhat acceptable	14.5	13.9	15.1	13.2	17.1	12.5	16.2	12.7	17.6	14.9	12.0	14.7	12.5	14.2	16.5	22.6
3. Acceptable	58.6	58.3	58.8	60.6	59.9	61.4	58.6	58.5	55.8	59.4	58.7	59.9	59.3	61.0	53.0	62.7
4. Desirable	20.1	22.5	17.9	22.2	11.3	20.8	19.8	22.2	15.9	18.9	23.5	19.2	21.0	20.8	21.8	10.5
<i>Item 8190 Subject N01</i>	<i>N</i> 2491	<i>1181</i>	<i>1186</i>	<i>1687</i>	<i>267</i>	<i>526</i>	<i>640</i>	<i>862</i>	<i>463</i>	<i>1822</i>	<i>501</i>	<i>1198</i>	<i>527</i>	<i>270</i>	<i>421</i>	<i>19</i>
A09B: . . . some of the neighbors are of other races?																
1. Not at all acceptable	1.3	2.0	0.5	1.2	1.4	1.8	0.9	1.1	1.6	1.0	1.9	1.0	1.8	1.6	1.0	10.5
2. Somewhat acceptable	5.8	7.7	3.5	5.7	5.9	5.4	5.9	6.4	4.7	4.4	8.7	5.3	5.3	4.8	7.7	6.7
3. Acceptable	68.5	71.0	66.0	71.8	64.6	68.8	70.4	68.2	66.1	69.1	69.0	67.0	69.4	71.5	68.9	74.8
4. Desirable	24.4	19.3	30.1	21.2	28.2	23.9	22.8	24.3	27.6	25.6	20.5	26.7	23.5	22.1	22.4	7.9
<i>Item 8200 Subject N01</i>	<i>N</i> 2487	<i>1178</i>	<i>1187</i>	<i>1685</i>	<i>267</i>	<i>526</i>	<i>638</i>	<i>861</i>	<i>463</i>	<i>1821</i>	<i>502</i>	<i>1197</i>	<i>525</i>	<i>270</i>	<i>421</i>	<i>19</i>
A09C: . . . most of the neighbors are of other races?																
1. Not at all acceptable	10.1	12.8	7.2	12.9	3.8	11.8	11.1	11.7	3.9	9.6	11.2	8.2	11.6	11.0	13.5	13.0
2. Somewhat acceptable	22.4	22.3	22.4	26.0	19.2	24.5	23.3	24.7	14.7	22.3	22.8	22.1	20.4	23.7	25.0	27.6
3. Acceptable	56.0	56.1	56.6	54.0	61.5	51.7	57.5	51.9	66.2	57.1	53.7	57.1	58.0	55.7	51.4	59.4
4. Desirable	11.4	8.9	13.8	7.2	15.4	12.0	8.0	11.6	15.2	11.0	12.3	12.7	10.0	9.5	10.1	-
<i>Item 8210 Subject N01</i>	<i>N</i> 2482	<i>1177</i>	<i>1185</i>	<i>1683</i>	<i>266</i>	<i>524</i>	<i>636</i>	<i>859</i>	<i>463</i>	<i>1819</i>	<i>500</i>	<i>1196</i>	<i>524</i>	<i>270</i>	<i>420</i>	<i>19</i>

QUESTIONNAIRE FORM 3 2004	TOTAL	SEX		RACE		REGION				COLLEGE PLANS?		ILLICIT DRUG USE: LIFETIME				
		M	F	White	Black	NE	NC	S	W	Yes	No	None	Mari- juana Only	Few Pills	More Pills	Any Her- oin
<i>N (Weighted No. of Cases):</i>	2524	1190	1194	1699	269	534	649	871	469	1831	506	1207	527	272	423	19
<i>% of Weighted Total:</i>	100.0	47.1	47.3	67.3	10.7	21.2	25.7	34.5	18.6	72.6	20.0	47.8	20.9	10.8	16.7	0.8
A10: How would you feel about having your (future) children go to schools where . . .																
A10A: . . . all the children are of your race?																
1. Not at all acceptable	14.0	12.8	15.0	10.5	18.6	10.3	13.6	13.1	20.5	14.4	10.8	15.2	15.0	7.7	12.6	2.5
2. Somewhat acceptable	16.8	14.5	18.8	15.6	19.8	17.0	19.1	15.4	16.3	18.2	13.2	16.8	13.5	23.2	17.3	20.2
3. Acceptable	51.5	53.2	50.3	54.2	50.6	53.2	50.4	52.5	49.1	51.6	52.2	50.8	53.7	52.0	51.1	62.6
4. Desirable	17.6	19.4	15.9	19.7	11.1	19.5	16.9	18.9	14.1	15.8	23.8	17.2	17.7	17.1	19.0	14.7
<i>Item 8220 Subject B03, N01</i>	<i>N 2486</i>	<i>1178</i>	<i>1187</i>	<i>1685</i>	<i>267</i>	<i>525</i>	<i>638</i>	<i>860</i>	<i>463</i>	<i>1820</i>	<i>500</i>	<i>1199</i>	<i>525</i>	<i>270</i>	<i>418</i>	<i>19</i>
A10B: . . . some of the children are of other races?																
1. Not at all acceptable	1.8	2.5	0.5	1.5	3.1	2.0	1.5	1.8	2.0	1.2	3.0	1.4	2.1	1.6	2.0	10.5
2. Somewhat acceptable	4.8	6.7	2.9	5.3	2.3	4.8	5.2	5.2	3.5	3.8	7.3	4.1	5.3	5.0	5.4	7.7
3. Acceptable	65.0	68.9	61.0	66.6	61.7	66.1	65.0	66.5	61.2	64.4	68.4	63.7	64.1	68.8	67.7	61.7
4. Desirable	28.4	21.9	35.5	26.6	32.8	27.1	28.3	26.5	33.3	30.6	21.3	30.9	28.5	24.6	24.9	20.1
<i>Item 8230 Subject B03, N01</i>	<i>N 2485</i>	<i>1178</i>	<i>1187</i>	<i>1685</i>	<i>267</i>	<i>525</i>	<i>638</i>	<i>859</i>	<i>463</i>	<i>1820</i>	<i>501</i>	<i>1199</i>	<i>526</i>	<i>269</i>	<i>418</i>	<i>19</i>
A10C: . . . most of the children are of other races?																
1. Not at all acceptable	11.9	14.0	9.9	15.0	7.0	14.0	13.3	13.2	5.1	11.3	13.8	9.7	14.4	10.6	16.4	14.9
2. Somewhat acceptable	23.5	22.6	23.7	27.0	20.0	25.9	23.2	25.8	16.6	23.9	22.2	23.3	20.2	27.4	24.5	26.6
3. Acceptable	52.2	53.4	51.9	50.7	51.6	48.3	54.2	48.7	60.5	52.8	50.7	53.0	54.5	51.2	48.8	54.3
4. Desirable	12.4	10.0	14.5	7.3	21.4	11.8	9.3	12.3	17.7	12.0	13.4	14.0	10.9	10.8	10.3	4.2
<i>Item 8240 Subject B03, N01</i>	<i>N 2484</i>	<i>1177</i>	<i>1188</i>	<i>1684</i>	<i>267</i>	<i>525</i>	<i>638</i>	<i>858</i>	<i>463</i>	<i>1821</i>	<i>501</i>	<i>1199</i>	<i>524</i>	<i>270</i>	<i>419</i>	<i>19</i>
A11: What race are your close friends?																
1. All my race	22.3	22.1	23.0	26.1	22.5	22.9	24.7	25.8	11.8	21.8	25.7	24.2	21.6	19.0	20.5	21.3
2. Almost all my race	27.3	29.2	26.2	30.8	24.4	28.3	30.2	26.3	24.1	27.9	25.7	26.7	28.9	28.6	26.7	31.0
3. Mostly my race	25.5	27.2	23.7	28.5	21.5	25.8	25.7	24.1	27.3	26.1	24.0	23.9	23.8	28.7	31.6	32.4
4. About half my race	13.6	11.6	15.3	10.9	17.1	10.8	11.5	13.5	20.0	13.1	13.8	13.6	13.8	14.7	11.2	4.0
5. Mostly other race(s)	6.4	6.0	6.5	2.2	10.0	7.5	4.2	6.3	8.4	6.5	5.7	6.7	6.4	5.8	5.6	3.5
6. Almost all other race(s)	4.9	4.0	5.2	1.4	4.5	4.8	3.7	4.0	8.3	4.6	5.1	4.9	5.5	3.2	4.4	7.8
<i>Item 8250 Subject N03</i>	<i>N 2479</i>	<i>1171</i>	<i>1187</i>	<i>1684</i>	<i>262</i>	<i>521</i>	<i>637</i>	<i>858</i>	<i>463</i>	<i>1815</i>	<i>499</i>	<i>1195</i>	<i>523</i>	<i>269</i>	<i>420</i>	<i>19</i>
A12: What race are the people in your neighborhood?																
1. All my race	26.9	28.4	26.8	34.5	21.3	23.7	34.3	32.0	11.0	27.0	28.9	27.2	26.5	30.0	25.2	44.6
2. Almost all my race	27.1	27.1	27.3	31.9	22.2	31.3	27.9	24.5	26.2	27.6	25.9	26.0	27.3	30.6	28.2	16.0
3. Mostly my race	17.8	18.3	17.1	20.2	9.1	19.4	17.2	15.2	21.7	18.7	15.5	15.6	20.5	19.6	20.7	13.4
4. About half my race	11.4	10.5	11.7	8.9	16.3	9.9	9.4	11.6	15.5	10.3	13.9	11.4	11.0	9.7	11.7	17.3
5. Mostly other race(s)	9.8	9.2	10.3	3.1	19.1	8.7	6.9	10.2	14.3	9.4	10.7	11.9	7.9	5.9	8.2	4.5
6. Almost all other race(s)	6.9	6.5	6.8	1.3	12.0	6.9	4.3	6.4	11.4	7.0	5.2	7.7	6.8	4.2	6.1	4.2
<i>Item 8260 Subject N03</i>	<i>N 2473</i>	<i>1170</i>	<i>1183</i>	<i>1678</i>	<i>264</i>	<i>521</i>	<i>635</i>	<i>853</i>	<i>463</i>	<i>1809</i>	<i>499</i>	<i>1192</i>	<i>522</i>	<i>269</i>	<i>418</i>	<i>19</i>
A13: What race were the students in the elementary school where you spent the most time?																
1. All my race	21.8	21.9	22.5	24.9	20.3	25.1	31.0	18.4	11.5	20.8	24.6	22.5	22.2	23.9	19.1	28.3
2. Almost all my race	31.1	33.0	30.2	38.8	15.6	34.4	37.3	25.5	28.9	32.8	27.7	29.5	32.4	34.9	33.3	16.0
3. Mostly my race	17.0	17.5	15.8	18.5	14.3	15.0	12.7	19.3	21.0	17.2	16.8	16.9	16.6	14.2	19.6	20.1
4. About half my race	13.6	12.5	14.0	10.9	25.8	8.3	9.0	20.5	13.2	12.0	17.5	14.2	12.6	10.6	12.9	19.9
5. Mostly other race(s)	9.2	8.3	9.8	4.3	15.4	10.2	4.6	8.9	15.2	9.7	7.6	8.8	11.0	9.8	8.0	11.5
6. Almost all other race(s)	7.3	6.9	7.6	2.6	8.6	7.1	5.3	7.3	10.2	7.5	5.7	8.2	5.2	6.6	7.1	4.2
<i>Item 8270 Subject B03, N03</i>	<i>N 2468</i>	<i>1166</i>	<i>1184</i>	<i>1681</i>	<i>260</i>	<i>520</i>	<i>637</i>	<i>852</i>	<i>459</i>	<i>1810</i>	<i>495</i>	<i>1192</i>	<i>522</i>	<i>267</i>	<i>418</i>	<i>19</i>
A14: What race are the students in your present school (if you are in school)?																
1. All my race	7.6	7.1	8.1	9.4	6.9	7.4	8.6	9.9	2.1	6.8	9.9	8.6	5.0	10.6	6.5	8.8
2. Almost all my race	26.8	29.9	24.7	33.3	18.1	29.4	41.8	17.7	20.3	28.1	25.1	25.4	29.1	26.3	29.5	24.4
3. Mostly my race	25.1	26.4	24.0	28.7	17.9	26.0	25.3	22.5	28.4	25.5	24.3	24.2	25.5	31.3	24.1	33.4
4. About half my race	22.4	19.1	24.6	21.0	28.6	16.8	13.5	31.9	23.1	21.9	23.7	22.6	22.5	17.9	22.6	12.0
5. Mostly other race(s)	10.9	10.9	11.0	5.3	19.7	10.8	6.3	12.5	14.2	10.5	10.8	11.3	10.3	9.5	10.8	17.3
6. Almost all other race(s)	7.3	6.6	7.6	2.3	8.7	9.6	4.5	5.4	11.9	7.2	6.1	7.9	7.6	4.5	6.4	4.2
<i>Item 8280 Subject B03, N03</i>	<i>N 2458</i>	<i>1165</i>	<i>1176</i>	<i>1670</i>	<i>260</i>	<i>519</i>	<i>629</i>	<i>850</i>	<i>460</i>	<i>1803</i>	<i>494</i>	<i>1187</i>	<i>519</i>	<i>267</i>	<i>416</i>	<i>19</i>

QUESTIONNAIRE FORM 3 2004	TOTAL	SEX		RACE		REGION				COLLEGE PLANS?		ILLICIT DRUG USE: LIFETIME				
		M	F	White	Black	NE	NC	S	W	Yes	No	None	Mari- juana Only	Few Pills	More Pills	Any Her- oin
<i>N (Weighted No. of Cases):</i>	2524	1190	1194	1699	269	534	649	871	469	1831	506	1207	527	272	423	19
<i>% of Weighted Total:</i>	100.0	47.1	47.3	67.3	10.7	21.2	25.7	34.5	18.6	72.6	20.0	47.8	20.9	10.8	16.7	0.8
A15: What race are the people that you work with on your job (if you have a job)?																
1. All my race	27.9	28.6	28.2	34.7	12.2	27.0	36.0	29.1	14.2	27.4	31.1	27.4	26.3	31.3	30.2	26.5
2. Almost all my race	22.1	23.6	21.4	26.5	13.7	24.8	27.2	17.9	19.3	24.2	17.7	21.8	22.1	20.5	23.9	22.6
3. Mostly my race	17.0	17.4	16.3	18.5	10.9	17.4	14.7	15.9	22.0	17.3	16.0	14.7	17.3	20.3	19.7	31.2
4. About half my race	15.3	13.0	17.2	12.5	29.9	13.0	11.2	18.2	19.0	13.5	20.9	16.3	17.2	13.4	12.0	4.2
5. Mostly other race(s)	10.0	9.7	9.5	4.9	20.1	10.6	7.2	10.7	12.1	10.1	8.9	10.8	9.8	9.9	7.1	11.3
6. Almost all other race(s)	7.7	7.8	7.5	2.8	13.1	7.3	3.7	8.3	13.4	7.5	5.4	9.0	7.2	4.5	7.1	4.3
<i>Item 8290 Subject N03</i>	<i>N</i> 2140	1012	1025	1497	209	463	573	731	373	1556	454	978	462	245	395	18
A16: How often do you do things (like having a conversation, eating together, playing sports) with people of other races?																
1. Not at all	6.3	7.1	5.4	8.3	1.8	6.5	7.2	6.9	3.7	4.7	11.5	6.9	3.0	9.7	5.9	18.2
2. A little	21.5	22.5	21.4	25.8	14.2	23.7	24.0	21.3	16.1	21.1	23.8	20.5	21.8	23.5	23.0	15.5
3. Some	38.4	36.7	40.2	38.0	39.4	37.6	40.1	37.5	38.6	39.2	36.2	38.5	38.4	35.7	39.7	44.4
4. A lot	33.8	33.7	33.0	27.8	44.6	32.2	28.8	34.2	41.6	35.0	28.4	34.1	36.8	31.1	31.5	21.9
<i>Item 8300 Subject N03</i>	<i>N</i> 2480	1175	1187	1687	262	524	638	854	464	1815	501	1194	525	269	421	19
A17: Generally, how do you feel about the experiences you have had with people of other races?																
5. Very good	24.8	18.8	31.1	23.6	25.3	26.6	24.7	19.1	33.4	26.6	21.2	26.9	25.9	23.3	19.2	16.4
4. Mostly good	46.7	48.4	45.5	47.3	47.5	46.1	51.5	46.9	40.2	47.6	42.0	47.1	48.0	44.3	45.3	51.9
3. Mixed	25.3	28.4	21.7	25.5	25.1	23.7	20.6	30.5	24.1	23.2	32.2	24.2	23.1	28.6	29.4	13.5
2. Mostly bad	1.9	2.0	1.5	2.1	2.0	1.5	1.8	2.5	1.3	1.6	2.7	1.2	1.9	2.0	3.1	4.2
1. Very bad	1.3	2.4	0.3	1.6	-	2.1	1.4	1.0	0.9	0.9	1.9	0.5	1.0	1.8	3.0	14.0
<i>Item 8310 Subject N03</i>	<i>N</i> 2475	1170	1188	1682	264	521	637	856	461	1815	498	1193	525	269	419	19
A18: The next questions are about some of your own plans. Are you married or engaged?																
1. Married—SKIP TO Q.A20	0.4	0.2	0.6	0.1	-	0.4	0.2	0.4	0.5	0.3	0.7	0.4	0.3	0.3	0.4	-
2. Engaged	5.2	4.3	6.0	5.0	4.3	4.0	5.5	6.7	3.2	3.6	11.1	4.0	4.5	8.6	6.7	24.2
3. Neither	94.4	95.5	93.4	94.9	95.7	95.6	94.3	92.9	96.3	96.2	88.2	95.6	95.2	91.1	92.9	75.8
<i>Item 8320 Subject D01, R01</i>	<i>N</i> 2378	1117	1152	1642	241	504	618	824	432	1757	469	1146	501	262	400	17
A19: If it were just up to you, what would be the ideal time for you to get married?																
1. Within the next year or so	4.0	3.6	4.4	3.8	3.6	1.3	4.3	6.2	2.8	2.4	10.4	4.2	2.1	3.8	5.8	19.7
2. Two or three years from now	10.3	5.9	14.2	11.1	9.5	5.3	12.0	13.0	8.6	7.6	20.4	9.3	9.2	14.9	11.5	25.8
3. Four or five years from now	35.9	33.9	38.4	39.5	25.3	35.7	39.9	36.2	29.9	37.6	32.8	37.3	35.6	41.2	30.6	15.8
4. Over five years from now	45.4	52.5	38.7	42.7	54.6	52.5	40.3	39.7	55.2	49.3	28.6	45.0	49.6	36.6	46.6	26.8
5. I don't want to marry	4.4	4.1	4.3	3.0	7.0	5.1	3.6	5.0	3.5	3.1	7.9	4.2	3.5	3.5	5.4	12.0
<i>Item 8330 Subject D01</i>	<i>N†</i> 2377	1130	1140	1641	240	505	616	817	439	1753	476	1143	502	260	404	17
A20: Have you thought at all about whether you'd like to have children or how many you'd like to have?																
3. I've thought about it a lot	34.1	23.0	44.7	33.8	37.4	33.7	33.0	36.0	32.7	33.5	35.7	33.8	33.3	36.5	35.5	40.6
2. I've thought about it a little	55.6	62.4	48.8	57.7	52.9	52.8	59.5	54.5	55.2	57.1	49.9	54.3	57.9	54.6	55.3	51.4
1. I haven't thought about it at all	10.3	14.6	6.6	8.6	9.7	13.5	7.5	9.5	12.1	9.3	14.4	11.9	8.8	8.9	9.2	8.1
<i>Item 8340 Subject D02</i>	<i>N</i> 2452	1161	1174	1669	260	519	633	845	455	1805	489	1180	519	266	418	19
A21: All things considered, if you could have exactly the number of children you want, what number would you choose to have?																
1. None	3.2	2.1	4.3	3.1	3.7	4.2	2.0	3.7	2.9	2.9	4.6	3.4	2.8	2.3	3.7	-
2. One	6.6	7.3	5.7	6.9	8.3	7.2	5.7	7.3	5.8	5.3	10.7	5.3	7.5	6.5	8.7	14.5
3. Two	43.7	46.6	41.0	45.1	49.8	41.0	41.7	49.0	39.9	43.1	46.2	40.9	48.4	46.6	43.0	57.5
4. Three	23.3	20.4	25.9	22.7	20.2	22.3	26.1	21.3	24.3	24.3	19.8	24.2	22.8	23.9	23.0	-
5. Four	9.5	8.2	11.3	9.2	8.7	9.7	10.9	7.4	11.2	10.3	6.7	10.7	7.7	10.0	8.2	8.0
6. Five	2.5	2.1	3.1	2.4	2.6	2.2	3.1	1.9	3.0	2.8	1.2	2.3	1.8	1.8	3.8	9.4
7. Six or more	2.4	2.7	1.7	1.8	2.5	1.5	3.1	1.8	3.6	2.4	2.1	1.8	2.3	2.4	3.9	3.5
8. Don't know	8.8	10.8	7.0	8.7	4.2	11.9	7.3	7.6	9.3	8.7	8.7	11.4	6.7	6.5	5.7	7.2
<i>Item 8350 Subject D02</i>	<i>N</i> 2467	1180	1167	1672	262	525	629	851	461	1805	499	1186	522	266	417	19

†=excludes respondents for whom question was inappropriate.

QUESTIONNAIRE FORM 3 2004	TOTAL	SEX		RACE		REGION				COLLEGE PLANS?		ILLICIT DRUG USE: LIFETIME					
		M	F	White	Black	NE	NC	S	W	Yes	No	None	Mari- juana Only	Few Pills	More Pills	Any Her- oin	
<i>N (Weighted No. of Cases):</i>	2524	1190	1194	1699	269	534	649	871	469	1831	506	1207	527	272	423	19	
<i>% of Weighted Total:</i>	100.0	47.1	47.3	67.3	10.7	21.2	25.7	34.5	18.6	72.6	20.0	47.8	20.9	10.8	16.7	0.8	
A22: If the "population explosion" were NOT a problem, would you choose to have a larger number of children?																	
4. Yes, I'm sure I would want more	4.3	4.9	3.8	3.8	5.5	3.4	4.8	4.3	4.9	4.2	4.1	3.6	4.3	3.7	6.7	6.2	
3. I probably would want more	9.4	9.4	9.6	7.9	10.1	9.6	8.9	8.6	11.6	8.3	12.3	9.0	8.2	11.2	11.0	4.2	
2. I probably would not want more	29.0	28.0	29.8	31.5	25.2	29.8	30.7	30.0	23.9	30.7	26.1	30.8	26.4	32.5	26.3	20.2	
1. I'm sure I would not want more	34.9	34.6	35.6	35.5	36.7	35.0	31.7	36.9	35.7	35.3	34.3	34.5	35.3	34.2	35.3	32.7	
8. Don't know, no idea	22.3	23.0	21.2	21.2	22.5	22.3	24.0	20.1	23.9	21.5	23.3	22.1	25.6	18.3	20.7	36.7	
<i>Item 8360 Subject D02, E01</i>	<i>N</i>	<i>2487</i>	<i>1179</i>	<i>1188</i>	<i>1687</i>	<i>268</i>	<i>525</i>	<i>638</i>	<i>862</i>	<i>462</i>	<i>1819</i>	<i>503</i>	<i>1195</i>	<i>526</i>	<i>270</i>	<i>421</i>	<i>19</i>
A23: If it were just up to you, how soon after getting married would you want to have your first child?																	
1. I don't want to have children (or get married)	3.8	2.8	4.5	3.5	4.7	3.9	2.2	5.1	3.3	3.5	5.0	4.0	3.3	2.8	4.1	4.0	
2. I wouldn't wait at all	6.2	8.1	4.4	4.9	11.5	6.6	7.6	5.6	4.9	5.4	7.3	5.6	6.4	6.8	7.1	6.0	
3. I would wait one year	29.8	30.9	28.6	30.7	27.1	28.5	31.4	30.6	27.6	30.8	28.0	30.5	25.9	33.0	29.8	22.7	
4. I would wait two years	28.2	25.0	31.7	27.5	29.8	29.4	29.6	25.9	29.5	27.9	28.6	29.0	28.7	26.4	27.0	38.6	
5. I would wait three years	12.0	9.5	14.4	13.4	6.7	12.3	11.4	12.1	12.3	12.8	9.5	11.9	12.1	12.8	11.0	12.8	
6. I would wait four or five years	5.9	5.5	6.0	7.0	4.7	4.3	4.3	7.1	7.6	6.9	3.3	5.9	6.3	6.4	5.6	2.8	
7. I would wait more than five years	1.8	2.0	1.6	1.7	2.2	1.3	1.8	1.9	2.6	1.9	1.6	2.0	1.2	2.0	1.7	9.6	
8. Don't know, or already have a child	12.3	16.1	8.7	11.2	13.4	13.8	11.8	11.8	12.3	10.8	16.6	11.1	16.0	9.8	13.7	3.5	
<i>Item 8370 Subject D02</i>	<i>N</i>	<i>2459</i>	<i>1176</i>	<i>1168</i>	<i>1670</i>	<i>262</i>	<i>520</i>	<i>631</i>	<i>850</i>	<i>459</i>	<i>1801</i>	<i>501</i>	<i>1184</i>	<i>522</i>	<i>269</i>	<i>415</i>	<i>19</i>
A24: Now we'd like you to make some ratings of how good or bad a job you feel each of the following organizations is doing for the country as a whole. For each one, mark the circle that best describes how you feel.																	
How good or bad a job is being done for the country as a whole by . . .																	
A24A: Large corporations?																	
1. Very poor	3.8	5.5	1.9	4.2	1.8	4.9	3.9	3.0	3.9	3.8	4.2	2.8	5.1	2.0	5.3	15.9	
2. Poor	10.5	11.9	8.7	11.4	6.6	9.9	11.9	9.3	11.2	10.7	9.9	9.4	9.4	9.5	14.5	12.0	
3. Fair	29.1	30.2	27.5	28.1	37.4	26.8	28.5	28.1	34.1	30.3	24.3	26.9	30.1	33.3	30.0	38.1	
4. Good	25.4	26.0	25.2	26.8	21.5	25.1	26.3	26.7	22.1	25.6	27.0	27.6	24.8	28.4	19.2	11.3	
5. Very good	6.4	8.2	4.7	5.4	8.4	8.4	5.6	6.5	5.2	6.1	6.8	7.6	3.4	5.7	7.7	-	
8. No opinion	24.9	18.3	32.0	24.1	24.3	24.9	23.9	26.4	23.6	23.5	27.8	25.7	27.2	21.2	23.3	22.8	
<i>Item 8380 Subject K02</i>	<i>N</i>	<i>2471</i>	<i>1176</i>	<i>1178</i>	<i>1680</i>	<i>267</i>	<i>521</i>	<i>638</i>	<i>855</i>	<i>458</i>	<i>1814</i>	<i>501</i>	<i>1192</i>	<i>523</i>	<i>269</i>	<i>420</i>	<i>19</i>
A24B: Major labor unions?																	
1. Very poor	3.2	4.4	2.1	4.0	1.8	1.9	4.5	3.1	3.0	2.9	3.8	2.7	2.2	5.2	4.6	10.5	
2. Poor	8.8	10.5	7.5	9.8	5.7	8.9	10.2	6.7	10.7	8.6	10.2	8.3	9.6	7.1	10.7	12.8	
3. Fair	29.1	29.5	27.2	28.1	32.3	28.4	29.1	28.3	31.1	29.0	29.0	26.6	27.3	29.9	35.7	42.6	
4. Good	22.6	23.5	22.0	22.1	21.0	22.9	23.3	21.6	23.2	22.4	23.5	22.9	25.2	24.4	18.8	-	
5. Very good	5.2	6.5	4.0	4.4	7.5	6.8	3.8	5.5	5.0	5.0	6.1	5.4	3.5	6.8	5.9	6.9	
8. No opinion	31.1	25.6	37.3	31.6	31.7	31.1	29.0	34.8	27.1	32.0	27.4	34.1	32.2	26.5	24.2	27.2	
<i>Item 8390 Subject K02</i>	<i>N</i>	<i>2466</i>	<i>1173</i>	<i>1177</i>	<i>1678</i>	<i>266</i>	<i>515</i>	<i>637</i>	<i>855</i>	<i>459</i>	<i>1810</i>	<i>502</i>	<i>1195</i>	<i>522</i>	<i>265</i>	<i>418</i>	<i>19</i>
A24C: The nation's colleges and universities?																	
1. Very poor	1.4	2.1	0.6	1.3	0.6	1.8	1.3	1.4	1.1	1.0	2.2	1.5	1.1	2.1	1.1	5.3	
2. Poor	3.5	4.2	2.8	3.0	3.9	3.1	3.3	2.1	6.8	3.8	2.3	2.8	4.8	3.0	2.8	18.5	
3. Fair	17.9	17.7	18.0	16.5	18.8	18.2	16.6	17.5	20.2	16.9	20.3	16.1	18.3	21.2	17.8	21.4	
4. Good	41.3	38.5	44.5	45.0	34.8	36.2	47.4	40.4	40.4	43.1	37.3	42.5	40.7	40.2	41.8	28.6	
5. Very good	25.0	26.3	23.7	24.4	29.3	28.8	22.8	25.6	22.6	25.7	22.3	27.2	22.8	21.7	25.1	11.3	
8. No opinion	10.9	11.2	10.4	9.9	12.7	11.9	8.7	13.0	8.9	9.6	15.7	9.9	12.3	11.9	11.4	14.9	
<i>Item 8400 Subject B10, K02</i>	<i>N</i>	<i>2470</i>	<i>1179</i>	<i>1174</i>	<i>1679</i>	<i>264</i>	<i>522</i>	<i>636</i>	<i>853</i>	<i>459</i>	<i>1813</i>	<i>502</i>	<i>1196</i>	<i>521</i>	<i>268</i>	<i>420</i>	<i>19</i>
A24D: The nation's public schools?																	
1. Very poor	5.4	6.5	4.3	6.0	5.0	5.4	4.7	6.5	4.5	5.6	5.1	4.6	6.4	5.3	6.1	19.6	
2. Poor	14.1	14.8	13.0	13.9	16.1	12.7	12.2	13.4	19.6	14.2	14.0	12.9	13.8	14.7	18.1	13.2	
3. Fair	34.7	32.7	36.7	35.6	33.0	34.3	35.3	35.0	33.7	35.8	31.2	35.1	33.9	36.4	34.0	28.9	
4. Good	29.1	29.7	29.1	29.5	29.4	26.9	32.6	28.8	27.3	28.7	30.5	30.6	30.0	23.9	26.9	20.8	
5. Very good	7.5	6.9	7.8	6.7	6.1	9.1	7.5	6.5	7.4	7.2	7.6	8.1	7.4	8.0	5.2	2.7	
8. No opinion	9.2	9.3	9.1	8.3	10.4	11.5	7.6	9.8	7.6	8.5	11.6	8.7	8.6	11.7	9.7	14.9	
<i>Item 8410 Subject B10, K02</i>	<i>N</i>	<i>2476</i>	<i>1180</i>	<i>1179</i>	<i>1681</i>	<i>266</i>	<i>522</i>	<i>637</i>	<i>855</i>	<i>462</i>	<i>1820</i>	<i>501</i>	<i>1197</i>	<i>524</i>	<i>270</i>	<i>420</i>	<i>19</i>

QUESTIONNAIRE FORM 3 2004	TOTAL	SEX		RACE		REGION				COLLEGE PLANS?		ILLICIT DRUG USE: LIFETIME					
		M	F	White	Black	NE	NC	S	W	Yes	No	None	Mari- juana Only	Few Pills	More Pills	Any Her- oin	
<i>N (Weighted No. of Cases):</i>	2524	1190	1194	1699	269	534	649	871	469	1831	506	1207	527	272	423	19	
<i>% of Weighted Total:</i>	100.0	47.1	47.3	67.3	10.7	21.2	25.7	34.5	18.6	72.6	20.0	47.8	20.9	10.8	16.7	0.8	
A24E: Churches and religious organizations?																	
1. Very poor	4.3	6.5	2.1	4.9	1.6	4.3	3.6	3.6	6.5	4.0	5.0	3.4	3.9	3.0	7.5	5.3	
2. Poor	6.7	8.6	5.2	7.4	2.1	7.6	6.4	5.0	9.4	6.4	8.2	6.2	5.8	6.6	8.6	15.9	
3. Fair	24.1	23.5	24.4	23.0	23.4	27.3	24.4	21.9	24.3	25.6	19.2	23.6	22.3	30.2	22.5	31.6	
4. Good	31.2	29.6	32.7	32.4	36.4	26.8	34.0	33.8	27.5	31.8	29.5	34.0	30.4	29.0	27.5	-	
5. Very good	15.0	14.2	16.2	14.7	21.2	13.0	12.8	20.8	9.8	14.5	15.6	16.5	15.6	9.1	15.4	2.7	
8. No opinion	18.7	17.7	19.4	17.6	15.4	21.0	18.9	15.1	22.5	17.6	22.4	16.2	22.0	22.2	18.5	44.5	
<i>Item 8420 Subject G, K02</i>	<i>N</i>	<i>2471</i>	<i>1177</i>	<i>1178</i>	<i>1678</i>	<i>267</i>	<i>520</i>	<i>637</i>	<i>855</i>	<i>459</i>	<i>1817</i>	<i>501</i>	<i>1194</i>	<i>522</i>	<i>270</i>	<i>420</i>	<i>19</i>
A24F: The national news media (TV, magazines, news services)?																	
1. Very poor	8.8	10.6	6.8	10.1	3.4	10.3	8.2	7.1	11.3	9.4	6.6	7.6	8.9	9.3	11.2	15.9	
2. Poor	14.8	14.7	15.1	16.9	7.5	14.1	17.6	11.6	17.4	16.5	10.8	15.8	14.7	13.5	13.9	12.7	
3. Fair	27.8	26.6	29.0	28.3	28.8	31.1	26.7	27.9	25.3	27.4	30.1	28.6	27.2	32.1	23.9	24.8	
4. Good	24.1	22.5	26.1	24.1	26.5	22.6	24.8	25.5	22.2	24.0	24.4	23.6	24.0	23.7	25.7	31.7	
5. Very good	12.7	14.5	10.8	10.5	17.9	12.0	11.0	14.2	13.2	11.9	13.5	13.0	11.7	11.8	14.0	-	
8. No opinion	11.8	11.1	12.1	10.2	15.9	9.9	11.8	13.6	10.6	10.8	14.6	11.4	13.5	9.7	11.3	14.9	
<i>Item 8430 Subject K02</i>	<i>N</i>	<i>2472</i>	<i>1178</i>	<i>1181</i>	<i>1678</i>	<i>267</i>	<i>523</i>	<i>635</i>	<i>854</i>	<i>461</i>	<i>1817</i>	<i>502</i>	<i>1198</i>	<i>521</i>	<i>270</i>	<i>420</i>	<i>19</i>
A24G: The President and his administration?																	
1. Very poor	18.4	20.1	16.3	16.0	31.3	21.3	17.1	16.0	21.2	18.8	16.0	15.6	20.2	18.6	22.6	38.9	
2. Poor	15.4	13.2	17.7	13.4	25.2	16.3	16.4	13.1	17.1	16.1	12.7	14.2	18.5	13.4	16.2	24.4	
3. Fair	24.2	24.4	24.2	24.5	25.1	24.3	25.7	24.4	21.6	22.4	30.3	24.1	23.7	25.9	24.2	17.0	
4. Good	18.1	18.9	17.8	21.0	3.9	16.8	19.1	17.4	19.3	19.0	17.1	19.7	16.3	20.5	14.6	11.3	
5. Very good	11.9	13.6	9.8	15.1	1.6	7.9	11.8	16.9	7.1	12.8	8.2	14.9	7.9	9.3	10.2	-	
8. No opinion	12.2	9.7	14.2	9.9	12.9	13.4	9.8	12.3	13.7	10.8	15.8	11.6	13.4	12.3	12.2	8.3	
<i>Item 8440 Subject H04, K02</i>	<i>N</i>	<i>2469</i>	<i>1178</i>	<i>1178</i>	<i>1678</i>	<i>265</i>	<i>522</i>	<i>636</i>	<i>852</i>	<i>459</i>	<i>1817</i>	<i>500</i>	<i>1198</i>	<i>522</i>	<i>268</i>	<i>419</i>	<i>19</i>
A24H: Congress—that is, the U.S. Senate and House of Representatives?																	
1. Very poor	5.1	5.3	4.6	4.4	7.0	7.6	5.8	3.5	4.2	5.1	4.8	4.2	6.4	6.4	5.3	5.3	
2. Poor	11.7	13.1	10.1	11.1	14.2	12.6	11.2	9.0	16.3	12.1	11.2	10.0	13.3	8.5	15.3	31.2	
3. Fair	30.3	32.0	28.5	30.3	34.4	29.1	30.5	31.1	30.0	29.9	30.9	29.9	29.4	34.0	30.2	28.8	
4. Good	23.0	24.6	21.7	25.4	12.8	21.3	22.8	24.7	21.9	23.4	23.1	25.0	21.2	23.8	19.4	11.3	
5. Very good	4.9	5.9	4.1	5.6	3.2	4.1	4.8	6.1	4.0	5.1	4.3	5.8	4.1	2.7	4.8	-	
8. No opinion	25.0	19.1	31.0	23.3	28.3	25.3	24.9	25.5	23.7	24.4	25.7	25.1	25.5	24.6	24.9	23.4	
<i>Item 8450 Subject H04, K02</i>	<i>N</i>	<i>2466</i>	<i>1177</i>	<i>1177</i>	<i>1679</i>	<i>264</i>	<i>522</i>	<i>636</i>	<i>849</i>	<i>459</i>	<i>1814</i>	<i>500</i>	<i>1193</i>	<i>522</i>	<i>268</i>	<i>420</i>	<i>19</i>
A24I: The U.S. Supreme Court?																	
1. Very poor	3.7	4.3	2.7	3.3	4.9	5.1	4.5	2.5	3.1	3.6	3.3	3.0	4.9	4.8	3.4	8.1	
2. Poor	8.0	8.8	7.1	7.9	7.6	8.4	8.4	6.7	9.6	8.3	7.4	7.5	8.3	8.7	9.1	9.8	
3. Fair	28.2	28.8	27.1	26.3	36.3	29.2	27.4	28.1	28.1	27.2	29.9	26.1	28.3	31.2	29.7	48.1	
4. Good	26.6	28.4	25.3	29.9	17.2	23.1	28.8	27.2	26.6	27.8	25.3	27.8	26.8	25.5	24.9	8.5	
5. Very good	5.7	7.5	4.0	6.4	3.1	5.9	4.9	6.8	4.8	5.5	5.7	6.0	5.4	2.9	6.5	6.9	
8. No opinion	27.8	22.3	33.9	26.2	30.9	28.4	26.0	28.7	27.8	27.7	28.5	29.6	26.3	26.9	26.4	18.6	
<i>Item 8460 Subject H04, K02</i>	<i>N</i>	<i>2461</i>	<i>1175</i>	<i>1175</i>	<i>1676</i>	<i>265</i>	<i>522</i>	<i>633</i>	<i>851</i>	<i>456</i>	<i>1811</i>	<i>500</i>	<i>1194</i>	<i>522</i>	<i>267</i>	<i>417</i>	<i>19</i>
A24J: All the courts and the justice system in general?																	
1. Very poor	5.0	6.1	3.5	4.3	7.3	6.7	4.1	4.4	5.3	5.1	3.9	3.5	6.3	5.9	6.4	10.7	
2. Poor	8.9	9.9	7.6	8.4	12.1	8.5	8.9	8.8	9.4	8.9	9.2	7.4	8.7	11.3	11.8	20.6	
3. Fair	34.5	33.9	34.9	34.2	37.7	35.3	35.7	34.5	32.2	33.7	35.9	34.0	32.9	33.1	37.3	47.4	
4. Good	23.1	23.6	23.1	25.5	15.3	21.2	24.2	23.1	24.0	24.3	20.6	24.1	24.3	26.2	18.3	-	
5. Very good	4.6	6.4	2.9	4.5	3.7	5.0	3.8	5.2	4.5	4.4	5.6	4.6	5.1	2.6	5.2	2.7	
8. No opinion	23.8	20.1	28.1	23.0	23.9	23.4	23.3	24.0	24.5	23.6	24.7	26.4	22.7	20.9	21.0	18.6	
<i>Item 8470 Subject H04, K02</i>	<i>N</i>	<i>2463</i>	<i>1177</i>	<i>1173</i>	<i>1677</i>	<i>262</i>	<i>522</i>	<i>634</i>	<i>848</i>	<i>459</i>	<i>1813</i>	<i>500</i>	<i>1192</i>	<i>521</i>	<i>268</i>	<i>420</i>	<i>19</i>
A24K: The police and other law enforcement agencies?																	
1. Very poor	7.3	10.1	4.1	5.7	13.9	7.9	6.2	7.9	7.1	6.2	9.7	4.1	8.9	6.5	14.6	15.6	
2. Poor	11.0	11.5	10.9	9.8	14.1	11.1	9.8	10.1	14.3	10.9	10.3	8.2	13.4	11.5	14.4	24.5	
3. Fair	30.9	28.7	32.5	31.3	33.9	30.2	31.0	29.0	34.9	31.0	29.9	31.3	29.8	30.9	31.2	38.2	
4. Good	29.4	30.7	28.1	32.5	19.9	28.5	31.0	31.1	25.0	30.6	28.5	33.2	28.0	28.4	21.2	11.1	
5. Very good	8.2	9.3	7.3	8.7	5.0	7.4	10.4	8.0	6.4	8.5	7.0	9.5	7.1	8.7	6.3	-	
8. No opinion	13.2	9.8	17.0	11.9	13.2	14.9	11.7	13.9	12.3	12.8	14.6	13.7	12.9	14.0	12.3	10.7	
<i>Item 8480 Subject K02</i>	<i>N</i>	<i>2464</i>	<i>1174</i>	<i>1178</i>	<i>1677</i>	<i>265</i>	<i>521</i>	<i>634</i>	<i>850</i>	<i>458</i>	<i>1815</i>	<i>500</i>	<i>1195</i>	<i>522</i>	<i>268</i>	<i>418</i>	<i>19</i>

MONITORING THE FUTURE

QUESTIONNAIRE FORM 3 2004	TOTAL	SEX		RACE		REGION				COLLEGE PLANS?		ILLICIT DRUG USE: LIFETIME				
		M	F	White	Black	NE	NC	S	W	Yes	No	None	Mari- juana Only	Few Pills	More Pills	Any Her- oin
<i>N (Weighted No. of Cases):</i>	2524	1190	1194	1699	269	534	649	871	469	1831	506	1207	527	272	423	19
<i>% of Weighted Total:</i>	100.0	47.1	47.3	67.3	10.7	21.2	25.7	34.5	18.6	72.6	20.0	47.8	20.9	10.8	16.7	0.8
A24L: The U.S. military?																
1. Very poor	2.8	2.9	2.7	2.5	3.6	2.3	2.5	2.0	5.3	2.8	2.6	2.2	2.8	3.4	3.8	2.5
2. Poor	3.0	4.2	1.9	3.0	2.5	4.2	1.5	2.0	5.7	3.3	2.4	2.2	3.3	2.9	5.5	4.5
3. Fair	12.5	11.0	13.3	11.1	13.7	11.7	12.5	11.4	15.5	12.0	13.5	12.2	11.5	15.2	11.5	36.0
4. Good	28.2	28.1	28.1	28.5	23.2	26.9	31.2	25.1	31.1	27.9	29.8	28.6	29.9	28.6	24.5	29.1
5. Very good	40.0	43.9	36.8	43.9	37.9	40.1	40.0	45.9	29.0	40.9	37.2	40.5	38.4	39.8	42.3	17.2
8. No opinion	13.4	9.9	17.1	11.0	19.0	14.8	12.2	13.5	13.3	13.1	14.5	14.4	14.2	10.0	12.3	10.7
<i>Item 8490 Subject K02, L04</i>	<i>N</i> 2469	1177	1178	1679	265	524	634	851	460	1817	499	1196	521	268	419	19
A25: All things considered, do you think the armed services presently have too much or too little influence on the way this country is run?																
1. Far too little	2.8	3.1	1.9	2.4	4.8	3.1	1.9	3.7	1.8	2.6	2.4	2.1	3.3	2.9	4.3	-
2. Too little	10.8	10.7	11.0	11.5	11.8	9.3	9.2	13.2	10.0	9.9	13.5	10.7	8.9	11.3	12.7	20.3
3. About right	64.1	63.6	65.0	65.2	60.0	64.5	65.1	64.4	61.6	64.0	65.2	65.6	64.7	63.3	61.2	52.6
4. Too much	17.2	17.0	17.7	16.8	16.0	17.6	18.6	14.0	20.6	18.2	13.5	16.2	18.5	20.0	15.1	21.7
5. Far too much	5.2	5.6	4.5	4.1	7.5	5.5	5.2	4.7	6.0	5.3	5.4	5.5	4.6	2.6	6.6	5.3
<i>Item 8500 Subject K03, L04</i>	<i>N</i> 2425	1158	1155	1647	260	511	625	839	448	1771	501	1169	516	263	410	19
A26: Do you think the U.S. spends too much or too little on the armed services?																
1. Far too little	3.3	4.5	2.0	3.5	4.0	1.9	2.8	4.5	3.2	3.1	3.6	2.8	2.9	4.6	4.5	4.2
2. Too little	14.5	15.5	13.9	16.1	14.0	12.3	14.8	17.6	10.9	13.9	17.8	14.5	12.2	20.3	14.7	22.2
3. About right	47.3	45.9	49.0	49.9	40.8	48.3	45.0	49.7	45.2	46.9	49.1	49.6	48.4	39.5	44.7	44.0
4. Too much	24.1	22.6	25.4	21.9	26.6	24.4	28.0	19.8	26.5	25.3	20.0	23.6	23.8	24.3	25.6	15.5
5. Far too much	10.7	11.5	9.7	8.5	14.6	13.1	9.4	8.4	14.2	10.8	9.5	9.6	12.8	11.3	10.5	14.2
<i>Item 8510 Subject K03, L04</i>	<i>N</i> 2428	1158	1160	1651	259	506	629	840	453	1773	503	1172	516	264	411	19
A27: Individuals differ in whether or not they disapprove of people doing certain things. Do YOU disapprove of people (who are 18 or older) doing each of the following?																
A27A: Smoking one or more packs of cigarettes per day																
1. Don't disapprove	23.8	25.7	21.9	26.2	20.3	23.9	29.0	22.5	18.6	20.4	35.7	13.1	25.7	34.7	43.6	57.0
2. Disapprove	31.0	29.3	32.6	32.0	27.2	30.1	28.1	32.4	33.5	32.0	26.4	28.7	33.7	36.7	30.6	30.1
3. Strongly disapprove	45.2	45.0	45.6	41.8	52.5	46.0	42.9	45.1	47.9	47.6	37.9	58.1	40.6	28.6	25.9	12.9
<i>Item 8560 Subject A11a</i>	<i>N</i> 2475	1178	1182	1685	263	524	637	855	459	1811	504	1190	525	269	420	19
A27B: Trying marijuana (pot, weed) once or twice																
1. Don't disapprove	47.3	50.2	44.7	51.6	41.2	52.2	47.0	42.3	51.4	45.8	50.7	20.9	71.3	60.4	80.2	83.0
2. Disapprove	24.4	23.0	25.2	22.6	26.9	22.8	22.8	26.9	23.9	25.2	22.4	31.6	18.9	24.5	12.7	12.9
3. Strongly disapprove	28.3	26.8	30.1	25.9	31.9	25.0	30.3	30.8	24.6	29.0	26.9	47.5	9.8	15.0	7.1	4.2
<i>Item 8570 Subject A11a</i>	<i>N</i> 2477	1179	1183	1686	266	524	638	859	456	1811	504	1191	527	268	420	19
A27C: Smoking marijuana occasionally																
1. Don't disapprove	34.6	38.7	30.5	37.7	30.4	37.6	34.9	30.0	39.7	32.1	42.1	10.9	53.8	41.7	69.6	78.4
2. Disapprove	24.5	23.1	25.7	24.0	26.7	26.4	21.9	26.2	22.5	25.2	22.2	25.2	26.1	32.9	16.9	12.9
3. Strongly disapprove	40.9	38.2	43.8	38.3	42.9	36.0	43.3	43.8	37.8	42.7	35.7	63.9	20.2	25.4	13.5	8.7
<i>Item 8580 Subject A11a</i>	<i>N</i> 2474	1179	1181	1684	265	524	634	858	458	1811	502	1191	527	267	419	19
A27D: Smoking marijuana regularly																
1. Don't disapprove	19.3	23.2	14.8	20.3	19.9	19.6	18.4	18.8	20.9	16.7	26.5	4.2	24.5	23.6	47.6	74.4
2. Disapprove	24.6	25.3	23.6	24.7	27.5	25.4	23.0	24.5	25.8	24.9	23.8	17.8	37.5	29.4	25.9	16.9
3. Strongly disapprove	56.2	51.5	61.6	55.0	52.5	55.0	58.5	56.7	53.3	58.4	49.7	78.0	38.0	47.0	26.6	8.7
<i>Item 8590 Subject A11a</i>	<i>N</i> 2472	1177	1182	1680	265	523	632	856	460	1811	501	1190	525	269	417	19
A27E: Trying LSD once or twice																
1. Don't disapprove	12.1	13.9	9.9	13.1	7.0	12.3	9.9	12.8	13.5	10.6	15.7	5.2	9.3	14.9	29.9	64.6
2. Disapprove	22.4	23.0	21.1	22.8	14.6	19.9	20.9	20.6	30.6	22.8	21.0	17.1	22.7	30.5	32.6	17.2
3. Strongly disapprove	65.6	63.1	69.0	64.2	78.4	67.8	69.3	66.6	55.9	66.6	63.3	77.7	68.0	54.6	37.4	18.2
<i>Item 8600 Subject A11a</i>	<i>N</i> 2475	1180	1182	1686	264	521	638	856	460	1813	503	1192	526	268	419	19

QUESTIONNAIRE FORM 3 2004	TOTAL	SEX		RACE		REGION				COLLEGE PLANS?		ILLICIT DRUG USE: LIFETIME					
		M	F	White	Black	NE	NC	S	W	Yes	No	None	Mari- juana Only	Few Pills	More Pills	Any Her- oin	
<i>N (Weighted No. of Cases):</i>	2524	1190	1194	1699	269	534	649	871	469	1831	506	1207	527	272	423	19	
<i>% of Weighted Total:</i>	100.0	47.1	47.3	67.3	10.7	21.2	25.7	34.5	18.6	72.6	20.0	47.8	20.9	10.8	16.7	0.8	
A27F: Taking LSD regularly																	
1. Don't disapprove	5.4	6.8	3.7	5.3	4.7	4.4	4.5	7.3	4.5	4.7	7.2	2.4	3.5	6.9	12.8	41.9	
2. Disapprove	16.1	17.5	14.0	15.0	15.3	14.8	14.2	14.9	22.5	14.6	19.8	12.1	15.2	18.9	25.6	31.0	
3. Strongly disapprove	78.5	75.8	82.3	79.7	80.0	80.9	81.3	77.8	73.0	80.8	73.0	85.6	81.3	74.1	61.6	27.1	
<i>Item 8610 Subject A11a</i>	<i>N</i>	<i>2485</i>	<i>1185</i>	<i>1185</i>	<i>1691</i>	<i>268</i>	<i>524</i>	<i>638</i>	<i>861</i>	<i>462</i>	<i>1819</i>	<i>504</i>	<i>1202</i>	<i>527</i>	<i>269</i>	<i>422</i>	<i>19</i>
A27G: Trying heroin once or twice																	
1. Don't disapprove	5.8	6.2	5.2	5.6	4.7	4.7	7.1	5.2	6.4	4.9	8.3	3.7	3.9	5.7	11.3	55.4	
2. Disapprove	14.6	14.8	13.8	13.5	18.2	14.3	10.1	17.0	16.8	14.4	14.5	14.6	12.4	13.8	17.4	31.6	
3. Strongly disapprove	79.6	78.9	81.0	80.9	77.1	81.1	82.9	77.8	76.8	80.7	77.2	81.7	83.7	80.6	71.3	13.0	
<i>Item 8620 Subject A11a</i>	<i>N</i>	<i>2486</i>	<i>1186</i>	<i>1186</i>	<i>1692</i>	<i>268</i>	<i>525</i>	<i>637</i>	<i>863</i>	<i>460</i>	<i>1819</i>	<i>505</i>	<i>1204</i>	<i>527</i>	<i>267</i>	<i>422</i>	<i>19</i>
A27H: Taking heroin occasionally																	
1. Don't disapprove	3.6	4.0	3.0	3.0	4.2	2.7	3.8	3.6	4.6	2.7	5.9	1.9	2.7	5.3	6.6	31.5	
2. Disapprove	11.8	12.8	10.2	11.3	12.6	11.1	10.1	13.1	12.7	10.9	13.2	12.2	9.2	9.2	14.6	43.2	
3. Strongly disapprove	84.5	83.1	86.8	85.7	83.2	86.3	86.1	83.3	82.7	86.4	80.8	85.9	88.1	85.5	78.8	25.3	
<i>Item 8630 Subject A11a</i>	<i>N</i>	<i>2483</i>	<i>1181</i>	<i>1187</i>	<i>1689</i>	<i>267</i>	<i>525</i>	<i>638</i>	<i>860</i>	<i>460</i>	<i>1822</i>	<i>501</i>	<i>1202</i>	<i>526</i>	<i>269</i>	<i>421</i>	<i>19</i>
A27I: Taking heroin regularly																	
1. Don't disapprove	2.9	3.3	2.2	2.1	3.7	2.2	2.7	3.3	3.1	2.1	4.6	1.6	2.0	5.0	5.0	21.2	
2. Disapprove	9.6	10.5	8.1	8.8	11.1	8.3	9.6	9.9	10.8	8.4	12.8	9.8	7.7	9.0	10.7	34.2	
3. Strongly disapprove	87.5	86.2	89.7	89.1	85.2	89.5	87.7	86.8	86.1	89.6	82.7	88.6	90.3	86.0	84.3	44.6	
<i>Item 8640 Subject A11a</i>	<i>N</i>	<i>2455</i>	<i>1177</i>	<i>1164</i>	<i>1670</i>	<i>260</i>	<i>522</i>	<i>625</i>	<i>850</i>	<i>458</i>	<i>1791</i>	<i>504</i>	<i>1188</i>	<i>523</i>	<i>260</i>	<i>420</i>	<i>19</i>
A27J: Taking a sedative/barbiturate (downer) once or twice																	
1. Don't disapprove	16.3	18.3	13.9	18.4	7.6	15.6	15.0	16.6	18.2	14.9	20.0	6.2	10.4	22.2	45.7	70.6	
2. Disapprove	26.4	26.9	26.0	27.6	23.8	26.5	23.5	25.9	31.4	27.2	24.9	24.9	22.0	33.8	32.6	25.2	
3. Strongly disapprove	57.3	54.8	60.1	54.0	68.6	57.9	61.5	57.6	50.4	57.8	55.2	68.9	67.6	43.9	21.7	4.2	
<i>Item 8655 Subject A11a</i>	<i>N</i>	<i>2483</i>	<i>1185</i>	<i>1183</i>	<i>1690</i>	<i>266</i>	<i>526</i>	<i>639</i>	<i>858</i>	<i>460</i>	<i>1816</i>	<i>505</i>	<i>1204</i>	<i>527</i>	<i>268</i>	<i>419</i>	<i>19</i>
A27K: Taking sedatives/barbiturates regularly																	
1. Don't disapprove	5.8	7.1	4.3	6.3	3.1	3.5	5.4	7.6	5.7	4.5	9.3	1.8	4.1	7.9	16.0	45.5	
2. Disapprove	20.2	22.5	17.2	19.8	19.0	21.3	18.0	18.9	24.2	18.7	24.1	15.4	15.3	23.1	37.3	40.4	
3. Strongly disapprove	74.0	70.3	78.5	73.9	77.9	75.2	76.6	73.5	70.1	76.7	66.6	82.7	80.6	69.0	46.7	14.1	
<i>Item 8665 Subject A11a</i>	<i>N</i>	<i>2473</i>	<i>1183</i>	<i>1176</i>	<i>1683</i>	<i>264</i>	<i>526</i>	<i>634</i>	<i>855</i>	<i>458</i>	<i>1809</i>	<i>502</i>	<i>1202</i>	<i>525</i>	<i>267</i>	<i>415</i>	<i>19</i>
A27L: Trying an amphetamine (upper, pep pill, bennie, speed) once or twice																	
1. Don't disapprove	15.9	18.0	13.9	18.1	7.9	13.4	15.8	17.3	16.3	14.7	20.0	6.0	11.1	18.6	46.1	66.1	
2. Disapprove	22.3	22.5	22.0	23.0	18.8	23.3	20.8	21.4	24.9	22.4	22.6	20.2	17.7	35.2	26.5	33.9	
3. Strongly disapprove	61.8	59.6	64.1	58.9	73.3	63.3	63.4	61.3	58.7	62.9	57.3	73.9	71.2	46.2	27.4	-	
<i>Item 8670 Subject A11a</i>	<i>N</i>	<i>2484</i>	<i>1185</i>	<i>1184</i>	<i>1692</i>	<i>264</i>	<i>525</i>	<i>639</i>	<i>859</i>	<i>461</i>	<i>1819</i>	<i>505</i>	<i>1203</i>	<i>526</i>	<i>269</i>	<i>422</i>	<i>19</i>
A27M: Taking amphetamines regularly																	
1. Don't disapprove	6.1	7.3	4.4	6.3	4.1	3.9	6.5	7.3	5.7	4.8	9.3	2.1	3.7	7.1	17.5	36.3	
2. Disapprove	18.1	19.5	16.3	18.4	15.5	17.9	16.5	17.9	20.9	16.7	22.5	14.3	14.7	21.3	30.8	37.8	
3. Strongly disapprove	75.8	73.2	79.3	75.4	80.3	78.2	77.1	74.8	73.4	78.5	68.2	83.7	81.6	71.6	51.7	25.8	
<i>Item 8680 Subject A11a</i>	<i>N</i>	<i>2481</i>	<i>1183</i>	<i>1184</i>	<i>1691</i>	<i>263</i>	<i>525</i>	<i>637</i>	<i>860</i>	<i>459</i>	<i>1817</i>	<i>505</i>	<i>1203</i>	<i>526</i>	<i>267</i>	<i>422</i>	<i>19</i>
A27N: Trying cocaine once or twice																	
1. Don't disapprove	11.4	14.1	8.4	11.7	5.7	9.3	10.1	11.5	15.7	9.2	17.3	4.4	7.7	11.2	32.7	75.0	
2. Disapprove	16.0	16.5	15.4	15.8	15.0	17.5	11.3	17.0	18.8	15.9	15.8	14.2	13.2	19.8	22.5	20.2	
3. Strongly disapprove	72.6	69.4	76.2	72.5	79.2	73.2	78.6	71.6	65.5	74.9	66.9	81.5	79.2	69.0	44.8	4.8	
<i>Item 8690 Subject A11a</i>	<i>N</i>	<i>2483</i>	<i>1186</i>	<i>1183</i>	<i>1692</i>	<i>263</i>	<i>526</i>	<i>638</i>	<i>859</i>	<i>460</i>	<i>1820</i>	<i>504</i>	<i>1202</i>	<i>527</i>	<i>268</i>	<i>423</i>	<i>19</i>
A27O: Taking cocaine regularly																	
1. Don't disapprove	4.6	5.3	3.4	4.0	3.8	2.9	4.9	4.7	6.1	3.2	8.4	1.9	3.0	5.4	11.0	44.8	
2. Disapprove	12.8	14.6	11.0	12.7	10.6	12.9	10.3	13.0	16.1	12.1	14.1	10.1	9.9	13.5	22.6	41.1	
3. Strongly disapprove	82.5	80.1	85.6	83.3	85.7	84.2	84.9	82.3	77.8	84.7	77.5	88.0	87.1	81.1	66.4	14.1	
<i>Item 8700 Subject A11a</i>	<i>N</i>	<i>2479</i>	<i>1183</i>	<i>1182</i>	<i>1689</i>	<i>264</i>	<i>526</i>	<i>636</i>	<i>858</i>	<i>459</i>	<i>1817</i>	<i>502</i>	<i>1199</i>	<i>527</i>	<i>268</i>	<i>422</i>	<i>19</i>

QUESTIONNAIRE FORM 3 2004	TOTAL	SEX		RACE		REGION				COLLEGE PLANS?		ILLICIT DRUG USE: LIFETIME				
		M	F	White	Black	NE	NC	S	W	Yes	No	None	Mari- juana Only	Few Pills	More Pills	Any Her- oin
<i>N (Weighted No. of Cases):</i>	2524	1190	1194	1699	269	534	649	871	469	1831	506	1207	527	272	423	19
<i>% of Weighted Total:</i>	100.0	47.1	47.3	67.3	10.7	21.2	25.7	34.5	18.6	72.6	20.0	47.8	20.9	10.8	16.7	0.8
A27P: Trying one or two drinks of an alcoholic beverage (beer, wine, liquor)																
1. Don't disapprove	74.0	75.5	73.2	78.5	60.6	79.0	75.1	69.2	75.7	74.5	72.9	60.0	86.5	85.5	90.0	83.8
2. Disapprove	14.6	12.5	16.3	12.7	19.1	10.7	14.5	17.7	13.6	14.7	14.8	21.1	8.3	10.5	7.6	13.5
3. Strongly disapprove	11.4	12.0	10.5	8.8	20.3	10.3	10.4	13.1	10.7	10.8	12.3	18.9	5.3	4.0	2.3	2.7
<i>Item 8710 Subject A11a</i>	<i>N 2483</i>	<i>1186</i>	<i>1183</i>	<i>1692</i>	<i>264</i>	<i>526</i>	<i>639</i>	<i>858</i>	<i>460</i>	<i>1819</i>	<i>505</i>	<i>1201</i>	<i>527</i>	<i>269</i>	<i>422</i>	<i>19</i>
A27Q: Taking one or two drinks nearly every day																
1. Don't disapprove	30.5	38.0	22.8	34.2	18.2	32.9	28.6	30.1	31.1	28.9	35.4	19.3	34.8	38.5	49.0	78.6
2. Disapprove	36.2	34.8	38.0	36.6	37.3	37.1	38.0	34.0	36.7	37.4	34.1	34.6	40.0	41.2	34.6	21.4
3. Strongly disapprove	33.3	27.2	39.2	29.2	44.5	30.0	33.4	36.0	32.2	33.7	30.6	46.2	25.2	20.3	16.5	-
<i>Item 8720 Subject A11a</i>	<i>N 2474</i>	<i>1185</i>	<i>1176</i>	<i>1687</i>	<i>262</i>	<i>525</i>	<i>637</i>	<i>856</i>	<i>456</i>	<i>1811</i>	<i>505</i>	<i>1196</i>	<i>527</i>	<i>269</i>	<i>419</i>	<i>19</i>
A27R: Taking four or five drinks nearly every day																
1. Don't disapprove	12.2	16.7	7.4	12.9	8.3	10.3	11.5	12.9	14.0	9.1	19.9	5.2	13.9	12.4	25.3	61.7
2. Disapprove	26.1	29.4	22.5	28.2	19.4	26.3	25.4	26.5	25.9	26.3	27.2	20.1	29.5	31.1	36.4	33.7
3. Strongly disapprove	61.7	53.9	70.0	58.9	72.3	63.3	63.2	60.6	60.1	64.6	52.9	74.7	56.6	56.5	38.3	4.5
<i>Item 8730 Subject A11a</i>	<i>N 2481</i>	<i>1185</i>	<i>1182</i>	<i>1689</i>	<i>265</i>	<i>526</i>	<i>639</i>	<i>858</i>	<i>458</i>	<i>1816</i>	<i>505</i>	<i>1200</i>	<i>527</i>	<i>268</i>	<i>422</i>	<i>19</i>
A27S: Having five or more drinks once or twice each weekend																
1. Don't disapprove	34.3	41.7	26.8	38.0	18.2	34.3	32.8	33.9	37.0	31.5	42.4	16.1	45.1	42.4	63.9	82.0
2. Disapprove	25.5	24.5	26.6	27.0	22.5	25.5	28.9	24.5	22.6	25.9	24.3	26.6	28.2	28.9	18.4	13.3
3. Strongly disapprove	40.2	33.9	46.5	35.0	59.4	40.2	38.3	41.6	40.4	42.6	33.3	57.4	26.7	28.7	17.7	4.7
<i>Item 8740 Subject A11a</i>	<i>N 2476</i>	<i>1182</i>	<i>1181</i>	<i>1687</i>	<i>263</i>	<i>525</i>	<i>637</i>	<i>857</i>	<i>457</i>	<i>1815</i>	<i>502</i>	<i>1199</i>	<i>527</i>	<i>267</i>	<i>420</i>	<i>18</i>
A28: During the LAST 12 MONTHS, how often have you been around people who were taking each of the following to get high or for "kicks"?																
A28A: Marijuana (pot, weed) or hashish																
1. Not at all	27.8	26.1	29.5	25.8	28.7	20.4	31.3	30.5	26.3	27.7	26.8	47.1	10.3	14.3	4.1	-
2. Once or twice	22.0	21.8	22.1	22.9	20.2	24.5	23.2	20.8	19.5	23.0	20.3	24.1	21.4	24.9	15.3	11.6
3. Occasionally	22.3	22.7	22.6	22.5	21.6	18.7	22.8	24.2	22.0	22.6	22.8	18.2	30.8	26.3	20.8	8.7
4. Often	28.0	29.4	25.8	28.8	29.5	36.4	22.7	24.6	32.2	26.7	30.2	10.6	37.4	34.5	59.8	79.7
<i>Item 20590 Subject A02b</i>	<i>N 2479</i>	<i>1182</i>	<i>1186</i>	<i>1690</i>	<i>266</i>	<i>525</i>	<i>639</i>	<i>858</i>	<i>457</i>	<i>1819</i>	<i>501</i>	<i>1203</i>	<i>526</i>	<i>269</i>	<i>421</i>	<i>18</i>
A28B: LSD																
1. Not at all	87.6	85.5	90.0	86.1	96.5	85.4	89.9	87.8	86.5	88.5	84.1	93.3	93.1	86.2	68.3	17.1
2. Once or twice	8.2	9.1	7.6	9.8	0.6	9.0	7.8	7.2	9.8	7.9	9.8	4.6	5.2	10.0	20.7	20.7
3. Occasionally	2.6	3.3	1.7	3.0	1.4	3.5	1.6	3.2	2.1	2.3	4.1	1.2	1.5	2.2	8.0	17.4
4. Often	1.6	2.1	0.8	1.0	1.5	2.2	0.7	1.8	1.6	1.3	2.0	0.9	0.2	1.6	3.0	44.9
<i>Item 20600 Subject A02b</i>	<i>N 2456</i>	<i>1171</i>	<i>1178</i>	<i>1682</i>	<i>261</i>	<i>523</i>	<i>635</i>	<i>849</i>	<i>450</i>	<i>1802</i>	<i>498</i>	<i>1189</i>	<i>522</i>	<i>267</i>	<i>420</i>	<i>18</i>
A28C: Other hallucinogens (mescaline, peyote, "shrooms" or psilocybin, PCP, etc.)																
1. Not at all	75.2	71.8	79.3	71.7	94.2	71.0	78.5	79.1	68.2	76.0	73.5	88.8	76.7	65.3	43.6	7.9
2. Once or twice	14.4	16.0	12.6	16.5	2.1	16.6	14.1	11.0	18.8	14.7	13.5	7.6	17.3	22.5	24.6	34.2
3. Occasionally	7.1	8.2	5.8	8.6	1.3	9.0	5.3	6.5	8.7	6.8	7.8	2.5	4.7	10.0	21.4	12.9
4. Often	3.2	4.1	2.3	3.2	2.4	3.4	2.1	3.4	4.2	2.6	5.2	1.2	1.3	2.2	10.5	44.9
<i>Item 20610 Subject A02b</i>	<i>N 2471</i>	<i>1178</i>	<i>1181</i>	<i>1685</i>	<i>265</i>	<i>524</i>	<i>638</i>	<i>855</i>	<i>454</i>	<i>1812</i>	<i>501</i>	<i>1199</i>	<i>524</i>	<i>267</i>	<i>420</i>	<i>18</i>
A28D: Amphetamines (uppers, pep pills, bennies, speed)																
1. Not at all	72.8	70.8	75.0	69.5	88.2	74.5	75.6	70.6	71.0	73.7	69.3	86.4	79.8	63.9	32.2	17.2
2. Once or twice	14.0	15.0	13.1	15.3	5.6	14.0	13.1	12.7	17.6	14.2	12.8	9.1	13.5	22.1	23.5	18.0
3. Occasionally	8.0	8.4	7.2	9.5	3.0	7.2	6.6	10.2	6.6	7.6	9.8	3.2	5.4	11.4	22.4	24.8
4. Often	5.3	5.7	4.7	5.8	3.2	4.4	4.7	6.4	4.9	4.5	8.0	1.3	1.3	2.6	21.8	40.1
<i>Item 20620 Subject A02b</i>	<i>N 2474</i>	<i>1177</i>	<i>1185</i>	<i>1689</i>	<i>264</i>	<i>524</i>	<i>638</i>	<i>857</i>	<i>455</i>	<i>1815</i>	<i>502</i>	<i>1199</i>	<i>523</i>	<i>269</i>	<i>422</i>	<i>18</i>

QUESTIONNAIRE FORM 3 2004	TOTAL	SEX		RACE		REGION				COLLEGE PLANS?		ILLICIT DRUG USE: LIFETIME				
		M	F	White	Black	NE	NC	S	W	Yes	No	None	Mari- juana Only	Few Pills	More Pills	Any Her- oin
<i>N (Weighted No. of Cases):</i>	2524	1190	1194	1699	269	534	649	871	469	1831	506	1207	527	272	423	19
<i>% of Weighted Total:</i>	100.0	47.1	47.3	67.3	10.7	21.2	25.7	34.5	18.6	72.6	20.0	47.8	20.9	10.8	16.7	0.8
A28E: Sedatives/barbiturates (downers)																
1. Not at all	78.5	77.5	79.5	75.1	92.2	79.6	81.5	75.3	78.8	79.2	74.7	90.3	84.9	74.4	40.7	22.6
2. Once or twice	11.1	11.5	10.9	13.1	3.2	11.0	9.9	11.4	12.6	11.7	10.5	6.6	8.6	13.4	25.8	14.0
3. Occasionally	6.3	6.3	6.1	7.6	1.9	6.4	5.3	8.3	3.9	5.7	8.5	2.2	5.5	7.3	18.6	18.0
4. Often	4.1	4.7	3.5	4.2	2.6	3.0	3.3	5.0	4.7	3.4	6.3	0.9	1.1	4.8	15.0	45.5
<i>Item 20635 Subject A02b</i>	<i>N</i> 2473	1179	1185	1688	266	525	639	855	454	1814	502	1201	525	269	420	17
A28F: Tranquilizers (Librium, Valium, Xanax)																
1. Not at all	77.9	76.4	79.8	74.5	92.6	76.0	83.8	73.8	79.9	77.7	78.8	88.9	84.2	70.4	44.5	35.2
2. Once or twice	11.3	12.5	9.6	12.6	3.1	14.2	9.9	10.5	11.2	11.6	10.4	7.3	9.5	20.0	19.5	3.7
3. Occasionally	6.7	6.9	6.9	8.8	0.8	6.4	3.9	9.9	5.0	7.0	6.2	2.6	4.6	6.3	20.8	27.3
4. Often	4.1	4.2	3.7	4.0	3.4	3.4	2.5	5.8	3.9	3.7	4.6	1.2	1.6	3.2	15.2	33.8
<i>Item 20640 Subject A02b</i>	<i>N</i> 2468	1178	1182	1687	264	525	637	852	454	1813	499	1198	525	267	419	18
A28G: Cocaine ("coke")																
1. Not at all	75.6	74.1	77.9	75.2	89.3	72.9	80.4	78.2	67.4	76.4	73.5	88.3	78.7	65.4	45.0	9.5
2. Once or twice	13.5	13.6	12.8	14.8	5.8	15.0	11.9	11.4	17.8	13.4	12.9	7.7	12.6	17.0	28.2	11.1
3. Occasionally	6.2	6.9	5.6	6.4	3.0	7.2	5.0	5.5	8.2	6.1	6.6	1.9	6.0	13.7	13.8	25.4
4. Often	4.7	5.4	3.8	3.5	1.9	4.9	2.7	4.9	6.6	4.0	7.0	2.1	2.7	3.8	13.0	54.0
<i>Item 20650 Subject A02b</i>	<i>N</i> 2471	1177	1185	1689	265	526	639	854	453	1813	502	1198	524	268	422	18
A28H: Heroin																
1. Not at all	93.4	92.2	94.8	93.9	95.0	91.9	94.6	94.0	92.2	93.6	92.8	95.6	95.1	92.1	87.9	36.0
2. Once or twice	4.3	5.3	3.5	4.6	2.0	5.3	3.8	3.8	4.9	4.2	4.9	2.6	3.4	4.9	9.4	28.9
3. Occasionally	1.1	1.2	0.8	1.0	0.5	1.2	0.7	1.0	1.6	1.1	1.0	0.9	0.7	2.1	1.0	11.3
4. Often	1.2	1.4	0.9	0.5	2.4	1.5	0.8	1.2	1.3	1.1	1.3	1.0	0.8	0.9	1.7	23.8
<i>Item 20660 Subject A02b</i>	<i>N</i> 2478	1185	1185	1692	266	525	639	858	456	1820	504	1202	527	269	421	19
A28I: Other narcotics (methadone, opium, codeine, etc.)																
1. Not at all	79.7	78.8	80.9	77.2	91.4	74.8	83.4	79.8	80.3	80.1	78.0	91.1	86.4	66.8	48.6	32.2
2. Once or twice	12.4	12.4	12.3	14.3	4.7	15.7	11.6	10.6	13.2	12.1	14.1	6.4	8.4	25.7	26.2	15.0
3. Occasionally	4.6	5.0	4.2	5.1	1.7	5.3	2.8	5.7	4.1	4.5	4.7	1.3	3.9	5.8	13.8	12.4
4. Often	3.3	3.8	2.6	3.4	2.2	4.3	2.3	4.0	2.4	3.2	3.2	1.2	1.2	1.7	11.5	40.5
<i>Item 20670 Subject A02b</i>	<i>N</i> 2472	1180	1183	1690	266	525	636	855	456	1816	501	1198	527	266	421	19
A28J: Alcoholic beverages (beer, wine, liquor)																
1. Not at all	12.4	13.9	11.0	9.3	22.0	11.0	11.0	15.2	10.6	12.0	13.2	20.6	5.2	3.9	2.9	12.7
2. Once or twice	12.6	10.8	13.8	11.2	13.9	9.7	13.5	11.3	17.4	12.8	11.9	18.8	8.2	9.6	2.5	5.2
3. Occasionally	26.8	25.1	28.6	26.3	30.3	26.0	29.0	27.1	23.9	27.0	25.9	29.4	28.9	32.9	13.5	22.7
4. Often	48.2	50.2	46.5	53.3	33.9	53.4	46.6	46.4	48.1	48.3	49.0	31.2	57.7	53.6	81.0	59.4
<i>Item 20680 Subject A02b</i>	<i>N</i> 2479	1184	1187	1694	264	525	639	856	459	1821	503	1205	527	267	421	19
A29: The next questions ask for your opinions on the effects of using certain drugs and other substances. How much do you think people risk harming themselves (physically or in other ways) if they . . .																
A29A: Smoke one or more packs of cigarettes per day																
1. No risk	1.3	1.9	0.8	0.8	2.7	0.5	1.2	1.3	2.1	0.9	2.4	1.3	0.9	1.0	1.6	9.5
2. Slight risk	5.2	6.7	3.9	5.3	4.5	2.8	5.2	6.5	5.4	3.9	9.6	3.8	4.5	7.9	7.9	21.9
3. Moderate risk	22.9	24.1	21.2	24.4	12.4	23.9	22.2	23.5	21.9	21.6	29.5	19.8	22.1	29.5	28.0	28.9
4. Great risk	68.7	64.9	72.9	68.5	78.3	71.5	69.8	66.6	67.8	72.0	55.5	72.9	71.4	58.0	62.0	30.2
5. Can't say, drug unfamiliar	2.0	2.5	1.2	0.9	2.1	1.3	1.6	2.2	2.9	1.7	3.0	2.3	1.1	3.7	0.6	9.5
<i>Item 12360 Subject A14a</i>	<i>N</i> 2465	1181	1184	1684	266	525	638	847	454	1813	504	1198	525	268	421	19
A29B: Try marijuana once or twice																
1. No risk	30.3	35.8	25.3	32.7	25.1	37.4	26.7	26.1	35.1	28.9	35.1	11.2	43.4	39.3	61.1	67.9
2. Slight risk	33.0	29.7	36.1	34.8	32.8	32.0	35.3	32.6	31.8	35.0	27.6	34.3	38.8	33.7	23.6	10.0
3. Moderate risk	17.4	14.3	20.4	16.4	19.3	15.5	17.9	18.0	17.6	18.0	14.1	23.9	9.6	13.6	10.7	9.9
4. Great risk	16.9	17.0	16.8	14.5	21.2	13.9	17.6	20.4	12.8	16.3	19.1	27.3	7.2	10.7	4.0	2.7
5. Can't say, drug unfamiliar	2.4	3.2	1.4	1.5	1.6	1.3	2.4	2.8	2.7	1.9	4.1	3.3	1.0	2.7	0.6	9.5
<i>Item 12370 Subject A14a</i>	<i>N</i> 2466	1179	1181	1684	266	525	638	849	454	1817	501	1202	523	266	423	19

QUESTIONNAIRE FORM 3 2004	TOTAL	SEX		RACE		REGION				COLLEGE PLANS?		ILLICIT DRUG USE: LIFETIME				
		M	F	White	Black	NE	NC	S	W	Yes	No	None	Mari- juana Only	Few Pills	More Pills	Any Her- oin
<i>N (Weighted No. of Cases):</i>	2524	1190	1194	1699	269	534	649	871	469	1831	506	1207	527	272	423	19
<i>% of Weighted Total:</i>	100.0	47.1	47.3	67.3	10.7	21.2	25.7	34.5	18.6	72.6	20.0	47.8	20.9	10.8	16.7	0.8
A29C: Smoke marijuana occasionally																
1. No risk	13.9	17.8	9.8	14.8	13.0	15.5	11.8	13.0	16.8	12.5	17.9	3.5	18.7	15.5	34.3	42.6
2. Slight risk	24.4	24.6	24.1	27.7	21.5	27.7	24.9	22.2	24.1	24.2	24.8	13.3	36.9	34.7	33.5	33.3
3. Moderate risk	29.7	26.4	33.0	30.0	28.4	30.0	28.7	29.5	31.3	31.5	25.8	32.7	29.3	32.6	21.6	11.9
4. Great risk	29.5	28.0	31.6	26.1	35.2	25.2	32.2	32.5	25.0	29.6	28.0	46.9	14.2	14.6	10.0	2.7
5. Can't say, drug unfamiliar	2.4	3.2	1.4	1.5	1.9	1.5	2.4	2.8	2.9	2.1	3.6	3.5	0.9	2.6	0.6	9.5
<i>Item 12380 Subject A14a</i>	<i>N</i> 2467	<i>1180</i>	<i>1184</i>	<i>1687</i>	<i>265</i>	<i>524</i>	<i>637</i>	<i>851</i>	<i>454</i>	<i>1815</i>	<i>504</i>	<i>1201</i>	<i>524</i>	<i>267</i>	<i>423</i>	<i>19</i>
A29D: Smoke marijuana regularly																
1. No risk	5.8	8.0	3.6	5.2	9.5	3.8	5.1	7.4	6.0	4.3	10.1	2.0	6.1	5.1	14.8	31.6
2. Slight risk	13.5	16.2	10.1	14.7	12.4	14.3	11.5	13.5	15.3	12.7	15.1	4.5	20.4	17.8	27.2	28.6
3. Moderate risk	23.7	23.3	24.3	25.6	22.9	27.4	22.3	21.2	26.2	24.2	23.6	16.4	32.3	31.6	28.9	23.1
4. Great risk	54.4	49.4	60.3	53.0	53.4	52.9	58.3	54.8	49.9	56.6	47.0	73.2	40.1	42.8	28.7	7.2
5. Can't say, drug unfamiliar	2.6	3.2	1.8	1.7	1.8	1.6	2.8	3.1	2.6	2.2	4.1	3.9	1.1	2.7	0.4	9.5
<i>Item 12390 Subject A14a</i>	<i>N</i> 2462	<i>1176</i>	<i>1182</i>	<i>1684</i>	<i>263</i>	<i>525</i>	<i>637</i>	<i>846</i>	<i>454</i>	<i>1817</i>	<i>500</i>	<i>1198</i>	<i>523</i>	<i>266</i>	<i>422</i>	<i>19</i>
A29E: Try cocaine in powder form once or twice																
1. No risk	4.7	6.1	3.5	4.4	4.9	3.9	3.6	5.6	5.4	3.5	8.9	2.8	1.7	3.4	12.7	49.3
2. Slight risk	14.2	15.4	13.0	15.2	8.3	13.3	15.7	10.5	20.1	13.7	16.4	10.4	11.0	13.7	29.2	21.1
3. Moderate risk	20.9	19.7	22.5	22.8	9.6	23.4	21.4	18.3	22.5	22.6	15.5	21.6	20.3	21.0	20.2	12.2
4. Great risk	54.0	51.7	56.0	52.1	72.6	54.3	53.8	58.8	44.5	54.2	51.3	58.2	60.2	54.0	35.9	7.9
5. Can't say, drug unfamiliar	6.2	7.1	5.1	5.5	4.6	5.1	5.5	6.8	7.5	6.0	7.9	6.9	6.9	7.9	2.1	9.5
<i>Item 12501 Subject A14a</i>	<i>N</i> 2457	<i>1172</i>	<i>1182</i>	<i>1682</i>	<i>262</i>	<i>524</i>	<i>632</i>	<i>847</i>	<i>454</i>	<i>1812</i>	<i>501</i>	<i>1200</i>	<i>522</i>	<i>263</i>	<i>420</i>	<i>19</i>
A29F: Take cocaine powder occasionally																
1. No risk	1.8	2.6	1.2	1.1	3.6	0.6	1.1	2.9	2.5	1.0	4.8	1.7	0.5	0.4	4.2	21.6
2. Slight risk	4.3	5.2	3.7	4.7	3.1	4.9	3.8	4.2	4.6	3.7	5.9	1.6	2.0	6.0	12.1	38.1
3. Moderate risk	15.3	14.9	15.5	16.5	8.8	16.7	17.4	11.4	18.3	15.5	15.7	12.6	14.0	15.8	24.4	18.1
4. Great risk	72.2	70.0	74.5	71.9	80.2	72.8	71.9	74.7	67.1	73.7	65.5	77.3	76.4	69.5	56.9	12.7
5. Can't say, drug unfamiliar	6.3	7.3	5.1	5.8	4.3	5.1	5.8	6.8	7.5	6.1	8.0	6.8	7.0	8.3	2.5	9.5
<i>Item 12502 Subject A14a</i>	<i>N</i> 2461	<i>1176</i>	<i>1181</i>	<i>1682</i>	<i>263</i>	<i>524</i>	<i>635</i>	<i>847</i>	<i>454</i>	<i>1813</i>	<i>501</i>	<i>1198</i>	<i>522</i>	<i>266</i>	<i>422</i>	<i>19</i>
A29G: Take cocaine powder regularly																
1. No risk	1.3	1.8	0.8	0.7	3.6	0.7	1.0	1.9	1.3	0.7	3.4	1.6	0.4	0.3	1.6	14.0
2. Slight risk	1.3	1.5	1.2	1.3	0.7	0.1	1.7	1.4	2.1	0.8	2.3	1.0	0.1	0.3	4.6	-
3. Moderate risk	5.1	6.4	3.7	5.2	2.9	4.5	3.7	5.8	6.4	4.3	7.9	3.1	3.5	7.1	9.4	47.6
4. Great risk	86.0	82.9	89.4	87.2	88.1	89.5	87.5	84.4	83.0	88.1	78.7	87.5	89.0	83.9	81.9	28.7
5. Can't say, drug unfamiliar	6.3	7.4	4.9	5.7	4.7	5.2	6.1	6.5	7.2	6.1	7.8	6.7	7.0	8.5	2.5	9.7
<i>Item 12503 Subject A14a</i>	<i>N</i> 2461	<i>1175</i>	<i>1184</i>	<i>1685</i>	<i>263</i>	<i>522</i>	<i>637</i>	<i>849</i>	<i>453</i>	<i>1814</i>	<i>501</i>	<i>1197</i>	<i>524</i>	<i>265</i>	<i>422</i>	<i>19</i>
A29H: Try "crack" cocaine once or twice																
1. No risk	2.8	3.5	2.1	2.2	4.4	2.1	2.1	2.9	4.6	2.1	5.1	2.7	1.2	2.9	4.0	29.8
2. Slight risk	11.2	10.1	12.5	11.7	7.2	9.7	12.8	9.5	13.8	10.7	13.2	9.9	6.9	9.8	20.2	43.0
3. Moderate risk	16.9	17.1	17.0	18.6	8.4	19.5	16.7	14.6	18.5	18.2	13.3	16.5	17.8	15.5	18.6	4.1
4. Great risk	61.8	61.3	61.9	60.1	76.7	61.7	61.5	66.1	54.3	61.9	59.6	63.2	67.0	61.7	53.1	13.2
5. Can't say, drug unfamiliar	7.2	8.0	6.5	7.4	3.4	6.9	7.0	6.9	8.7	7.2	8.8	7.7	7.2	10.0	4.1	9.8
<i>Item 12504 Subject A14a</i>	<i>N</i> 2458	<i>1178</i>	<i>1177</i>	<i>1681</i>	<i>266</i>	<i>523</i>	<i>634</i>	<i>850</i>	<i>452</i>	<i>1808</i>	<i>504</i>	<i>1194</i>	<i>522</i>	<i>268</i>	<i>423</i>	<i>18</i>
A29I: Take "crack" cocaine occasionally																
1. No risk	1.2	1.7	0.7	0.6	3.3	0.6	0.8	1.6	1.6	0.6	3.1	1.4	0.3	0.3	1.8	13.7
2. Slight risk	2.3	2.0	2.4	1.9	2.7	2.2	2.4	1.8	3.0	1.9	2.3	1.7	1.2	3.6	4.2	7.0
3. Moderate risk	12.7	11.6	13.8	13.8	5.5	13.8	13.7	9.2	16.7	12.9	13.5	11.3	10.2	12.3	18.8	48.5
4. Great risk	76.7	76.7	77.0	76.5	85.1	77.1	76.1	80.6	69.8	77.7	72.2	78.0	81.2	74.3	71.4	21.3
5. Can't say, drug unfamiliar	7.1	8.0	6.1	7.1	3.4	6.4	6.9	6.7	8.8	6.9	8.9	7.5	7.1	9.5	3.8	9.5
<i>Item 12505 Subject A14a</i>	<i>N</i> 2459	<i>1176</i>	<i>1179</i>	<i>1680</i>	<i>265</i>	<i>524</i>	<i>638</i>	<i>848</i>	<i>449</i>	<i>1813</i>	<i>500</i>	<i>1197</i>	<i>524</i>	<i>267</i>	<i>418</i>	<i>19</i>
A29J: Take "crack" cocaine regularly																
1. No risk	1.2	1.7	0.7	0.7	3.6	0.7	0.9	1.6	1.3	0.6	3.3	1.5	0.3	-	1.5	13.7
2. Slight risk	0.9	0.8	1.1	0.9	1.5	0.2	1.1	1.1	1.3	0.7	1.3	1.0	0.1	0.6	2.2	2.5
3. Moderate risk	3.1	3.3	2.8	2.9	1.5	2.4	2.3	3.1	5.0	2.6	5.0	2.6	2.2	4.6	4.0	14.1
4. Great risk	88.0	86.2	89.8	88.8	89.7	90.3	89.2	87.5	84.4	89.5	81.6	87.9	90.2	85.2	88.4	60.2
5. Can't say, drug unfamiliar	6.8	8.0	5.6	6.7	3.8	6.4	6.5	6.7	8.1	6.5	8.9	7.0	7.2	9.7	3.8	9.5
<i>Item 12506 Subject A14a</i>	<i>N</i> 2459	<i>1174</i>	<i>1181</i>	<i>1682</i>	<i>264</i>	<i>525</i>	<i>638</i>	<i>846</i>	<i>450</i>	<i>1813</i>	<i>500</i>	<i>1197</i>	<i>522</i>	<i>266</i>	<i>421</i>	<i>19</i>

QUESTIONNAIRE FORM 3 2004	TOTAL	SEX		RACE		REGION				COLLEGE PLANS?		ILLICIT DRUG USE: LIFETIME				
		M	F	White	Black	NE	NC	S	W	Yes	No	None	Mari- juana Only	Few Pills	More Pills	Any Her- oin
<i>N (Weighted No. of Cases):</i>	2524	1190	1194	1699	269	534	649	871	469	1831	506	1207	527	272	423	19
<i>% of Weighted Total:</i>	100.0	47.1	47.3	67.3	10.7	21.2	25.7	34.5	18.6	72.6	20.0	47.8	20.9	10.8	16.7	0.8
A29K: Try one or two drinks of an alcoholic beverage (beer, wine, liquor)																
1. No risk	48.0	53.8	43.4	52.2	37.6	52.9	45.9	43.9	52.8	49.1	44.7	35.8	55.6	52.1	70.6	75.4
2. Slight risk	32.9	27.6	38.0	33.0	33.4	33.0	35.6	31.8	30.8	32.9	33.3	37.1	32.1	31.6	22.7	9.2
3. Moderate risk	8.4	7.0	9.4	6.9	12.2	5.3	6.8	11.9	7.9	8.1	9.6	12.0	4.8	8.6	3.0	5.9
4. Great risk	9.0	8.9	8.5	6.8	15.4	7.5	9.8	10.8	6.2	8.5	9.8	13.0	6.4	5.4	3.2	4.2
5. Can't say, drug unfamiliar	1.8	2.6	0.8	1.0	1.3	1.3	1.9	1.7	2.2	1.4	2.7	2.2	1.1	2.3	0.4	5.3
<i>Item 12510 Subject A14a</i>	<i>N</i> 2464	1176	1184	1683	266	525	638	849	453	1815	503	1199	524	267	421	19
A29L: Take one or two drinks nearly every day																
1. No risk	13.9	20.2	7.9	15.3	10.5	14.6	10.8	15.9	13.7	12.8	17.7	8.2	16.1	12.5	26.9	39.0
2. Slight risk	30.5	33.8	28.1	32.8	22.4	35.2	32.5	25.8	31.0	30.7	31.2	24.0	37.3	35.8	37.4	42.9
3. Moderate risk	33.4	27.2	38.5	33.7	36.3	33.8	33.8	32.7	33.7	34.8	28.1	37.5	29.9	33.7	27.9	8.6
4. Great risk	20.5	16.3	24.8	17.3	29.4	15.0	21.3	23.9	19.4	20.4	20.0	28.5	15.6	14.9	7.3	4.2
5. Can't say, drug unfamiliar	1.6	2.5	0.7	0.9	1.3	1.3	1.6	1.6	2.2	1.3	3.0	1.8	1.1	3.1	0.4	5.3
<i>Item 12520 Subject A14a</i>	<i>N</i> 2460	1172	1183	1680	266	525	634	848	453	1812	502	1195	525	266	422	19
A29M: Take four or five drinks nearly every day																
1. No risk	5.1	7.3	3.1	5.2	5.4	4.9	4.6	5.6	5.0	4.0	8.2	3.2	6.3	2.9	9.3	20.0
2. Slight risk	9.4	11.8	7.1	11.0	6.3	6.1	10.1	10.4	10.2	8.0	14.1	6.1	10.7	10.1	15.2	34.8
3. Moderate risk	25.3	29.9	20.9	26.9	17.6	28.9	24.5	23.9	25.0	25.6	24.9	20.5	29.0	27.1	33.4	30.5
4. Great risk	58.4	48.4	68.1	55.9	69.4	58.7	59.3	58.3	57.0	61.0	49.8	68.3	52.5	56.8	41.7	9.4
5. Can't say, drug unfamiliar	1.8	2.5	0.9	1.0	1.4	1.3	1.4	1.8	2.8	1.4	3.0	1.9	1.4	3.2	0.4	5.3
<i>Item 12530 Subject A14a</i>	<i>N</i> 2457	1174	1181	1682	263	522	635	849	452	1813	501	1196	523	263	422	19
A29N: Have five or more drinks once or twice each weekend																
1. No risk	11.2	15.4	7.1	12.4	8.0	11.8	10.2	12.2	10.1	9.4	17.1	5.0	12.6	8.3	28.1	28.5
2. Slight risk	15.9	18.0	13.9	17.7	7.1	15.2	16.8	14.1	18.8	15.5	16.8	10.0	21.1	19.0	23.8	29.2
3. Moderate risk	23.7	23.7	23.6	25.8	16.2	24.7	26.8	20.8	23.5	24.6	21.2	21.9	27.1	30.6	20.1	19.0
4. Great risk	47.5	40.6	54.4	43.1	67.1	46.8	44.8	51.4	45.0	49.1	42.4	61.2	37.9	40.1	27.5	13.3
5. Can't say, drug unfamiliar	1.7	2.3	0.9	0.9	1.7	1.5	1.4	1.4	2.6	1.4	2.5	1.9	1.3	2.0	0.4	10.1
<i>Item 12540 Subject A14a</i>	<i>N</i> 2458	1175	1180	1681	263	524	634	847	453	1812	501	1198	524	265	419	18
A30: How difficult do you think it would be for you to get each of the following types of drugs, if you wanted some?																
A30A: Marijuana																
1. Probably impossible	5.1	3.6	6.4	2.9	9.2	4.3	3.9	6.3	5.4	4.2	7.9	9.0	0.7	2.3	0.8	6.1
2. Very difficult	3.3	2.8	3.6	2.8	4.2	2.4	4.1	3.4	2.8	2.8	4.2	5.5	1.0	2.3	0.7	-
3. Fairly difficult	5.8	7.0	4.8	5.6	3.7	4.7	5.0	6.4	7.1	5.9	5.8	9.2	2.0	3.8	2.5	3.5
4. Fairly easy	25.9	28.8	23.9	27.0	19.9	23.4	30.2	25.3	23.8	27.5	21.9	32.5	23.2	22.9	13.0	11.9
5. Very easy	60.0	57.7	61.3	61.7	62.9	65.2	56.8	58.7	60.9	59.6	60.2	43.8	73.0	68.7	83.0	78.5
<i>Item 6750 Subject A03a</i>	<i>N</i> 2451	1169	1180	1678	264	522	635	845	448	1805	502	1192	521	268	418	19
A30B: "Crack" cocaine																
1. Probably impossible	12.2	11.1	13.2	9.5	21.5	9.4	11.9	14.3	12.0	10.8	15.8	16.2	11.7	8.1	4.2	6.4
2. Very difficult	18.1	20.7	15.7	20.0	11.8	19.1	20.8	15.5	18.1	19.8	13.3	21.0	18.0	14.2	12.8	8.0
3. Fairly difficult	31.0	32.2	30.7	34.0	20.8	35.0	33.6	28.3	27.5	32.0	29.3	30.3	31.2	37.2	30.8	15.5
4. Fairly easy	25.4	23.7	26.8	26.1	21.8	22.8	23.7	26.2	29.4	24.5	28.1	23.2	24.7	26.2	31.6	28.0
5. Very easy	13.3	12.3	13.5	10.4	24.2	13.6	10.0	15.8	12.9	12.9	13.6	9.4	14.4	14.4	20.6	42.1
<i>Item 6811 Subject A03a</i>	<i>N</i> 2444	1164	1178	1675	260	522	633	841	447	1801	497	1189	521	265	420	18
A30C: Cocaine powder																
1. Probably impossible	12.4	11.1	13.6	9.9	20.4	10.2	11.8	14.4	12.0	11.2	15.4	16.6	11.7	8.6	4.1	6.1
2. Very difficult	19.3	22.8	15.7	21.3	14.1	20.7	24.6	15.9	16.6	20.4	16.5	23.8	18.5	13.5	11.2	-
3. Fairly difficult	28.1	26.9	29.8	30.1	22.1	29.6	30.6	25.9	26.6	29.4	23.8	29.9	31.2	31.7	18.1	22.0
4. Fairly easy	25.0	23.0	27.1	26.3	19.4	24.3	23.1	24.5	29.6	24.5	27.8	20.1	24.3	30.5	36.0	26.6
5. Very easy	15.2	16.3	13.8	12.5	24.0	15.2	10.0	19.3	15.2	14.5	16.5	9.6	14.3	15.7	30.6	45.2
<i>Item 6812 Subject A03a</i>	<i>N</i> 2440	1165	1173	1673	261	520	633	842	445	1799	497	1185	521	266	418	19

QUESTIONNAIRE FORM 3 2004	TOTAL	SEX		RACE		REGION				COLLEGE PLANS?		ILLICIT DRUG USE: LIFETIME				
		M	F	White	Black	NE	NC	S	W	Yes	No	None	Mari- juana Only	Few Pills	More Pills	Any Her- oin
<i>N (Weighted No. of Cases):</i>	2524	1190	1194	1699	269	534	649	871	469	1831	506	1207	527	272	423	19
<i>% of Weighted Total:</i>	100.0	47.1	47.3	67.3	10.7	21.2	25.7	34.5	18.6	72.6	20.0	47.8	20.9	10.8	16.7	0.8
This section asks about a number of different things.																
D01: How satisfied are you with your life as a whole these days?																
1. Completely dissatisfied	4.0	4.1	3.9	2.9	7.3	4.2	2.5	4.7	4.4	3.0	6.9	3.8	3.1	4.1	3.8	22.5
2. Quite dissatisfied	6.4	6.4	6.3	6.2	5.0	5.2	6.3	5.9	8.8	6.4	6.5	5.5	7.1	8.1	7.2	7.6
3. Somewhat dissatisfied	8.1	7.5	9.0	7.6	9.0	6.3	9.8	7.4	9.3	7.3	11.3	6.5	8.3	11.3	9.6	20.5
4. Neither, or mixed feelings	12.2	12.3	11.8	12.1	8.1	11.2	11.9	11.7	15.0	11.5	14.5	10.4	12.6	12.7	17.0	5.7
5. Somewhat satisfied	23.6	25.0	22.3	23.8	25.5	27.4	23.7	22.6	21.0	23.3	24.6	21.7	26.5	25.1	25.0	18.6
6. Quite satisfied	36.6	36.0	37.1	38.9	33.1	39.1	36.6	35.9	34.7	38.9	29.5	41.1	34.6	34.1	30.1	17.3
7. Completely satisfied	9.2	8.7	9.6	8.6	12.1	6.6	9.1	11.8	7.0	9.6	6.8	11.1	7.7	4.6	7.4	7.8
<i>Item 6840 Subject P01, Q01</i>	<i>N</i> 2343	1119	1147	1644	241	492	612	822	417	1801	489	1155	490	252	404	18
The next questions are about feeling unsafe—that is, feeling that someone might try to harm or injure you.																
D02: How often do you feel unsafe when you are at school?																
1. Never	51.7	57.4	46.9	53.3	47.9	48.7	55.8	50.9	50.5	52.0	50.9	51.3	54.6	49.8	51.2	50.8
2. Rarely	33.6	28.7	38.2	34.0	27.2	35.2	32.2	33.4	34.0	34.1	31.7	35.9	30.6	32.4	31.5	13.7
3. Some days	9.6	7.7	11.1	9.0	13.6	11.3	8.3	9.8	9.1	9.3	10.3	8.4	9.2	14.8	10.3	11.5
4. Most days	2.4	2.6	2.1	1.4	4.8	2.1	1.5	2.9	3.2	2.1	3.5	2.2	2.3	1.0	3.6	12.6
5. Every day	2.8	3.7	1.8	2.2	6.5	2.7	2.3	3.0	3.1	2.5	3.6	2.1	3.2	1.9	3.4	11.5
<i>Item 25770 Subject B07</i>	<i>N</i> 2342	1119	1147	1644	241	492	614	821	415	1798	489	1152	491	251	404	18
D03: How often do you feel unsafe going to or from school?																
1. Never	57.7	64.4	51.7	60.9	45.2	61.2	61.8	54.5	53.7	58.0	57.0	57.3	60.0	53.8	59.8	54.5
2. Rarely	30.9	25.7	35.8	30.6	30.8	29.7	28.6	32.1	33.5	31.4	29.3	31.9	28.7	35.8	28.0	18.9
3. Some days	7.1	5.5	8.6	6.2	10.8	6.6	5.9	7.9	8.0	7.0	6.6	7.4	6.5	7.1	6.9	12.6
4. Most days	2.3	2.1	2.4	1.0	8.4	0.9	2.1	3.5	2.1	2.0	3.8	2.0	2.3	1.5	2.7	10.2
5. Every day	2.0	2.3	1.5	1.2	4.7	1.7	1.7	2.0	2.7	1.6	3.3	1.4	2.5	1.9	2.7	3.8
<i>Item 25780 Subject B07</i>	<i>N</i> 2341	1119	1146	1643	241	492	612	822	415	1799	489	1153	490	251	403	18
D04: During the LAST FOUR WEEKS, how many days did you not go to school because you felt you would be unsafe at school or on your way to or from school?																
1. 0 days	97.0	96.0	98.1	97.8	93.2	96.8	98.1	96.3	97.1	97.5	95.1	98.5	96.8	94.8	96.2	81.8
2. 1 day	1.2	1.5	0.8	0.9	3.2	1.6	1.2	1.1	0.7	1.2	1.3	0.7	1.5	1.1	1.6	10.0
3. 2 or 3 days	0.5	0.8	0.3	0.6	1.0	0.6	0.2	0.7	0.7	0.4	1.0	0.2	0.5	2.3	0.4	4.1
4. 4 or more days	1.3	1.6	0.8	0.8	2.7	1.0	0.5	1.9	1.5	0.8	2.7	0.7	1.2	1.8	1.8	4.1
<i>Item 25790 Subject B07</i>	<i>N</i> 2336	1115	1145	1640	239	490	612	819	415	1795	489	1152	489	251	404	16
Lately there has been some attention paid to certain drugs.																
D05: During the last 12 months, on how many occasions (if any) have you . . .																
D05A: . . . taken ketamine ("special K," "super K")																
1. 0 occasions	98.8	98.0	99.8	98.8	97.6	99.4	99.1	98.2	98.9	99.0	98.5	100.0	100.0	99.0	96.2	64.7
2. 1-2	0.6	0.9	0.2	0.7	0.3	0.6	0.4	0.9	0.1	0.5	0.5	-	-	-	2.5	12.6
3. 3-5	0.2	0.5	-	0.1	1.2	-	0.3	0.4	-	0.1	0.7	-	-	0.7	0.4	10.3
4. 6-9	0.2	0.3	-	0.2	-	-	0.2	0.2	0.5	0.3	-	-	-	-	0.2	12.3
5. 10-19	*	0.1	-	-	-	-	-	-	0.1	*	-	-	-	-	-	-
6. 20-39	-	-	-	-	-	-	-	-	-	-	-	-	-	-	-	-
7. 40 or more	0.2	0.3	0.1	0.1	0.9	-	-	0.3	0.3	0.1	0.4	-	-	0.3	0.5	-
<i>Item 31060 Subject A01b</i>	<i>N</i> 2335	1115	1144	1641	240	491	611	821	412	1793	489	1151	489	249	406	18

DESCRIPTIVE RESULTS: 2004

151

QUESTIONNAIRE FORM 3 2004	TOTAL	SEX		RACE		REGION				COLLEGE PLANS?		ILLICIT DRUG USE: LIFETIME				
		M	F	White	Black	NE	NC	S	W	Yes	No	None	Mari- juana Only	Few Pills	More Pills	Any Her- oin
<i>N (Weighted No. of Cases):</i>	2524	1190	1194	1699	269	534	649	871	469	1831	506	1207	527	272	423	19
<i>% of Weighted Total:</i>	100.0	47.1	47.3	67.3	10.7	21.2	25.7	34.5	18.6	72.6	20.0	47.8	20.9	10.8	16.7	0.8
D05B: . . . taken "andro" (androstenedione, non-prescription steroid)																
1. 0 occasions	98.1	96.6	99.6	98.1	96.9	98.4	98.0	97.9	98.4	98.6	97.2	99.7	98.4	98.5	94.9	77.1
2. 1-2	0.4	0.7	0.2	0.4	0.7	0.4	0.4	0.5	0.1	0.3	0.8	*	0.1	1.2	1.1	4.4
3. 3-5	0.4	0.8	-	0.5	0.5	-	0.4	0.5	0.8	0.4	0.6	0.1	-	-	1.1	10.3
4. 6-9	0.1	0.2	-	0.1	-	0.5	0.1	-	-	*	0.3	-	0.3	-	0.2	3.7
5. 10-19	0.3	0.7	-	0.4	0.3	-	0.9	0.3	0.1	0.4	-	0.2	-	-	1.3	4.5
6. 20-39	0.3	0.5	0.1	0.4	-	0.3	0.2	0.3	0.2	0.2	0.4	-	0.7	0.3	0.5	-
7. 40 or more	0.3	0.5	0.1	0.2	1.6	0.3	-	0.5	0.3	0.1	0.7	-	0.5	-	0.9	-
<i>Item 31160 Subject A01b</i>	<i>N</i> 2325	<i>1112</i>	<i>1138</i>	<i>1635</i>	<i>237</i>	<i>490</i>	<i>608</i>	<i>816</i>	<i>411</i>	<i>1782</i>	<i>489</i>	<i>1145</i>	<i>486</i>	<i>249</i>	<i>404</i>	<i>18</i>
D05C: . . . taken creatine (amino acid used to build muscles)																
1. 0 occasions	92.0	84.5	99.4	91.3	93.1	92.1	91.9	91.6	92.9	92.9	90.5	97.0	90.0	89.0	83.7	67.9
2. 1-2	1.6	2.8	0.3	1.6	1.9	1.2	0.8	2.1	2.2	1.4	2.6	0.5	1.5	3.7	3.1	13.0
3. 3-5	1.5	3.0	-	1.4	2.7	1.2	2.0	1.2	1.3	1.1	1.4	0.5	1.9	1.5	3.2	6.7
4. 6-9	0.8	1.6	-	0.8	0.6	1.1	0.6	1.0	0.4	0.8	1.0	0.2	0.3	1.6	2.2	8.5
5. 10-19	1.1	2.2	*	1.3	-	1.5	1.4	1.0	0.6	1.2	0.9	0.8	1.6	0.9	1.6	3.9
6. 20-39	1.3	2.7	0.1	1.6	0.7	1.8	1.3	1.1	1.4	1.1	2.1	0.3	2.8	1.0	2.2	-
7. 40 or more	1.7	3.2	0.1	2.0	0.9	1.2	1.9	2.0	1.2	1.6	1.6	0.7	1.9	2.3	4.0	-
<i>Item 31170 Subject A01b</i>	<i>N</i> 2322	<i>1109</i>	<i>1137</i>	<i>1633</i>	<i>237</i>	<i>490</i>	<i>607</i>	<i>814</i>	<i>411</i>	<i>1782</i>	<i>486</i>	<i>1141</i>	<i>487</i>	<i>249</i>	<i>404</i>	<i>17</i>
D05D: . . . taken ritalin (without a doctor's orders)																
1. 0 occasions	95.5	94.0	97.1	94.7	99.1	96.1	95.4	95.6	94.8	96.0	95.0	100.0	100.0	93.0	80.9	59.8
2. 1-2	2.2	2.6	1.7	2.5	-	2.6	1.6	2.1	2.8	2.1	2.4	-	-	5.5	8.5	8.6
3. 3-5	0.9	1.4	0.4	1.1	-	0.8	1.3	0.6	1.0	0.9	0.7	-	-	1.0	4.1	8.6
4. 6-9	0.4	0.2	0.5	0.5	-	-	0.8	0.3	0.5	0.3	0.7	-	-	-	2.0	4.1
5. 10-19	0.5	0.8	0.1	0.5	-	-	0.6	0.6	0.6	0.4	0.7	-	-	0.6	1.5	18.8
6. 20-39	0.1	0.1	-	0.1	-	0.3	-	-	-	0.1	-	-	-	-	0.3	-
7. 40 or more	0.5	0.8	0.2	0.6	0.9	0.3	0.4	0.8	0.3	0.3	0.5	-	-	-	2.6	-
<i>Item 31180 Subject A01b</i>	<i>N</i> 2320	<i>1106</i>	<i>1139</i>	<i>1634</i>	<i>234</i>	<i>490</i>	<i>609</i>	<i>811</i>	<i>410</i>	<i>1782</i>	<i>484</i>	<i>1145</i>	<i>486</i>	<i>248</i>	<i>404</i>	<i>16</i>
D05E: . . . taken Rohypnol ("roopies," "roofies")																
1. 0 occasions	98.9	98.3	99.7	99.0	98.0	100.0	99.5	97.8	98.9	99.3	98.2	100.0	100.0	98.7	97.3	55.9
2. 1-2	0.4	0.5	0.3	0.3	1.1	-	-	1.1	0.1	0.1	1.1	-	-	0.7	1.1	14.1
3. 3-5	0.2	0.3	0.1	0.2	-	-	0.2	0.3	-	0.1	0.3	-	-	0.6	0.2	9.3
4. 6-9	0.2	0.2	-	0.2	-	-	0.1	0.4	-	0.2	0.2	-	-	-	0.2	16.7
5. 10-19	0.1	0.3	-	0.1	-	-	-	0.1	0.4	0.2	-	-	-	-	0.2	-
6. 20-39	0.1	0.1	-	0.1	-	-	-	0.1	0.2	0.1	-	-	-	-	-	4.1
7. 40 or more	0.2	0.4	-	0.1	0.9	-	0.1	0.3	0.3	*	0.3	-	-	-	1.1	-
<i>Item 29785 Subject A01b</i>	<i>N</i> 2322	<i>1108</i>	<i>1139</i>	<i>1635</i>	<i>237</i>	<i>489</i>	<i>609</i>	<i>815</i>	<i>409</i>	<i>1782</i>	<i>487</i>	<i>1144</i>	<i>486</i>	<i>249</i>	<i>403</i>	<i>16</i>
D06: At any time during the LAST 12 MONTHS, have you felt in your own mind that you should REDUCE or STOP your use of . . .																
D06A: Alcohol?																
1. Yes	22.2	21.2	23.0	22.4	21.2	19.9	22.9	23.9	20.5	20.2	30.3	11.5	29.3	34.1	34.6	29.7
2. No	47.5	47.9	47.1	50.5	31.6	56.0	47.1	40.7	51.3	47.8	45.9	32.9	62.7	55.0	61.6	70.3
8. Haven't used in last 12 months	30.3	30.8	29.8	27.1	47.2	24.1	30.0	35.4	28.2	32.0	23.9	55.6	8.1	10.9	3.7	-
<i>Item 8910 Subject A01i</i>	<i>N</i> 2048	<i>985</i>	<i>1003</i>	<i>1500</i>	<i>171</i>	<i>434</i>	<i>538</i>	<i>710</i>	<i>365</i>	<i>1580</i>	<i>409</i>	<i>976</i>	<i>436</i>	<i>229</i>	<i>370</i>	<i>16</i>
D06B: Cigarettes?																
1. Yes	21.0	21.7	20.0	23.1	11.3	21.8	22.7	21.0	17.3	18.5	30.1	6.4	25.4	32.5	47.2	38.1
2. No	15.4	16.3	14.5	15.9	11.4	18.3	15.6	14.7	13.0	14.0	18.8	7.9	19.7	25.2	22.2	61.9
8. Haven't used in last 12 months	63.6	61.9	65.5	60.9	77.3	59.9	61.7	64.4	69.7	67.5	51.2	85.7	54.9	42.3	30.6	-
<i>Item 8920 Subject A01i</i>	<i>N</i> 2282	<i>1088</i>	<i>1121</i>	<i>1626</i>	<i>219</i>	<i>481</i>	<i>600</i>	<i>801</i>	<i>401</i>	<i>1751</i>	<i>464</i>	<i>1110</i>	<i>484</i>	<i>250</i>	<i>398</i>	<i>18</i>
D06C: Marijuana?																
1. Yes	16.4	19.1	14.1	16.6	13.1	18.1	18.3	14.7	15.0	15.2	20.0	-	32.9	22.5	39.3	17.5
2. No	16.8	18.0	15.6	18.6	11.4	18.2	14.2	14.9	22.7	15.4	22.5	-	32.4	25.2	37.7	82.5
8. Haven't used in last 12 months	66.8	62.9	70.3	64.8	75.6	63.7	67.5	70.4	62.3	69.4	57.5	100.0	34.7	52.3	23.0	-
<i>Item 8930 Subject A01i</i>	<i>N</i> 2091	<i>996</i>	<i>1030</i>	<i>1504</i>	<i>191</i>	<i>437</i>	<i>551</i>	<i>736</i>	<i>367</i>	<i>1616</i>	<i>416</i>	<i>1037</i>	<i>415</i>	<i>230</i>	<i>371</i>	<i>16</i>

*=less than .05 percent.

MONITORING THE FUTURE

QUESTIONNAIRE FORM 3 2004	TOTAL	SEX		RACE		REGION				COLLEGE PLANS?		ILLICIT DRUG USE: LIFETIME				
		M	F	White	Black	NE	NC	S	W	Yes	No	None	Mari- juana Only	Few Pills	More Pills	Any Her- oin
<i>N (Weighted No. of Cases):</i>	2524	1190	1194	1699	269	534	649	871	469	1831	506	1207	527	272	423	19
<i>% of Weighted Total:</i>	100.0	47.1	47.3	67.3	10.7	21.2	25.7	34.5	18.6	72.6	20.0	47.8	20.9	10.8	16.7	0.8
D06D: Hallucinogens (LSD, etc.)?																
1. Yes	1.4	2.5	0.4	1.6	0.4	1.7	1.6	1.5	0.7	1.1	2.5	-	-	1.9	6.7	22.5
2. No	3.2	5.1	1.3	3.8	2.0	3.5	2.9	3.3	3.3	2.7	3.8	-	-	3.6	14.3	71.6
8. Haven't used in last 12 months	95.4	92.4	98.3	94.5	97.6	94.8	95.5	95.2	96.0	96.2	93.7	100.0	100.0	94.4	79.0	5.9
<i>Item 8940 Subject A01i</i>	<i>N 2047</i>	<i>965</i>	<i>1016</i>	<i>1485</i>	<i>191</i>	<i>428</i>	<i>538</i>	<i>723</i>	<i>359</i>	<i>1605</i>	<i>384</i>	<i>1036</i>	<i>432</i>	<i>229</i>	<i>318</i>	<i>14</i>
D06E: Amphetamines (uppers)?																
1. Yes	2.4	3.2	1.6	3.0	-	1.9	2.4	3.0	2.0	2.5	2.3	-	-	1.2	15.6	21.3
2. No	3.7	4.5	2.7	4.4	1.0	2.6	3.7	4.3	3.5	2.8	6.4	-	-	1.8	22.0	52.4
8. Haven't used in last 12 months	93.9	92.3	95.6	92.6	99.0	95.5	93.9	92.7	94.5	94.7	91.3	100.0	100.0	97.0	62.4	26.3
<i>Item 8950 Subject A01i</i>	<i>N 1971</i>	<i>943</i>	<i>969</i>	<i>1423</i>	<i>186</i>	<i>407</i>	<i>532</i>	<i>691</i>	<i>341</i>	<i>1543</i>	<i>377</i>	<i>1037</i>	<i>431</i>	<i>198</i>	<i>272</i>	<i>15</i>
D06F: Tranquilizers?																
1. Yes	1.2	1.4	0.9	1.4	0.8	0.6	1.7	1.5	0.3	1.2	0.9	-	-	-	6.9	25.3
2. No	2.9	3.6	2.1	3.4	1.0	2.3	2.4	3.8	2.7	2.8	2.8	-	-	1.4	16.6	37.3
8. Haven't used in last 12 months	95.9	95.0	97.0	95.3	98.2	97.1	95.9	94.7	97.0	95.9	96.3	100.0	100.0	98.6	76.6	37.4
<i>Item 9005 Subject A01i</i>	<i>N 2015</i>	<i>948</i>	<i>1004</i>	<i>1443</i>	<i>189</i>	<i>416</i>	<i>532</i>	<i>715</i>	<i>350</i>	<i>1582</i>	<i>382</i>	<i>1040</i>	<i>430</i>	<i>213</i>	<i>302</i>	<i>12</i>
D06G: Sedatives/barbiturates (downers)?																
1. Yes	2.5	3.0	2.1	3.0	0.7	2.3	3.9	2.0	1.7	2.3	3.2	-	-	3.6	12.2	25.0
2. No	5.5	6.4	4.5	5.7	2.8	3.9	4.1	6.5	7.2	4.6	8.3	-	-	11.4	23.8	55.4
8. Haven't used in last 12 months	92.0	90.7	93.4	91.3	96.6	93.8	92.1	91.4	91.0	93.1	88.5	100.0	100.0	85.0	64.0	19.6
<i>Item 8975 Subject A01i</i>	<i>N 2192</i>	<i>1044</i>	<i>1078</i>	<i>1560</i>	<i>211</i>	<i>461</i>	<i>582</i>	<i>770</i>	<i>379</i>	<i>1692</i>	<i>434</i>	<i>1111</i>	<i>472</i>	<i>230</i>	<i>341</i>	<i>16</i>
D06H: Cocaine?																
1. Yes	2.2	3.4	1.2	2.3	-	1.8	2.2	2.1	3.3	2.2	2.6	-	-	1.2	12.0	22.8
2. No	2.7	3.4	2.0	2.9	1.8	2.2	3.7	2.1	2.7	2.1	5.1	-	-	3.0	11.4	71.2
8. Haven't used in last 12 months	95.1	93.3	96.8	94.8	98.2	96.0	94.1	95.8	94.0	95.7	92.3	100.0	100.0	95.8	76.6	6.1
<i>Item 8980 Subject A01i</i>	<i>N 2061</i>	<i>974</i>	<i>1024</i>	<i>1492</i>	<i>189</i>	<i>433</i>	<i>547</i>	<i>723</i>	<i>359</i>	<i>1620</i>	<i>389</i>	<i>1037</i>	<i>431</i>	<i>227</i>	<i>337</i>	<i>14</i>
D06I: Heroin?																
1. Yes	0.3	0.2	0.3	0.4	-	-	0.3	0.5	-	0.1	0.8	-	-	-	-	51.4
2. No	0.3	0.4	0.1	0.3	0.6	0.2	0.5	0.3	-	0.2	0.4	-	-	-	-	48.6
8. Haven't used in last 12 months	99.5	99.3	99.6	99.4	99.4	99.8	99.2	99.2	100.0	99.6	98.8	100.0	100.0	100.0	100.0	-
<i>Item 8990 Subject A01i</i>	<i>N 2077</i>	<i>978</i>	<i>1034</i>	<i>1508</i>	<i>189</i>	<i>434</i>	<i>552</i>	<i>727</i>	<i>364</i>	<i>1628</i>	<i>396</i>	<i>1039</i>	<i>435</i>	<i>227</i>	<i>349</i>	<i>10</i>
D06J: Other narcotics?																
1. Yes	2.2	3.2	1.2	2.8	0.8	2.3	3.3	1.6	1.7	2.4	1.2	-	-	3.4	12.9	21.4
2. No	2.7	3.6	1.7	3.1	0.7	2.6	2.6	2.6	3.3	2.2	4.6	-	-	2.2	15.9	61.1
8. Haven't used in last 12 months	95.1	93.2	97.1	94.1	98.5	95.0	94.2	95.8	95.1	95.4	94.1	100.0	100.0	94.3	71.3	17.5
<i>Item 9000 Subject A01i</i>	<i>N 1975</i>	<i>928</i>	<i>985</i>	<i>1419</i>	<i>184</i>	<i>411</i>	<i>519</i>	<i>703</i>	<i>342</i>	<i>1556</i>	<i>367</i>	<i>1039</i>	<i>433</i>	<i>214</i>	<i>258</i>	<i>13</i>
D07: How likely is it that you will use marijuana in the next 12 months?																
1. Definitely will—GO TO Q.D09	10.7	13.7	8.0	12.3	5.3	10.8	10.6	8.7	14.8	9.8	14.8	0.6	12.7	12.1	35.7	48.1
2. Probably will—GO TO Q.D09	12.3	12.2	12.7	13.8	9.3	13.8	12.6	10.0	14.7	12.0	13.6	1.9	26.6	20.8	18.8	16.2
3. Probably will not	17.5	18.1	16.3	17.3	17.6	21.8	17.2	14.1	19.6	18.2	14.5	11.5	27.0	24.2	20.0	7.4
4. Definitely will not	59.4	56.0	63.0	56.6	67.9	53.6	59.7	67.2	50.9	60.0	57.1	85.9	33.7	42.8	25.5	28.3
<i>Item 9010 Subject A04a</i>	<i>N 2239</i>	<i>1056</i>	<i>1112</i>	<i>1583</i>	<i>220</i>	<i>474</i>	<i>580</i>	<i>784</i>	<i>402</i>	<i>1728</i>	<i>448</i>	<i>1123</i>	<i>464</i>	<i>237</i>	<i>375</i>	<i>16</i>

QUESTIONNAIRE FORM 3 2004	TOTAL	SEX		RACE		REGION				COLLEGE PLANS?		ILLICIT DRUG USE: LIFETIME					
		M	F	White	Black	NE	NC	S	W	Yes	No	None	Mari- juana Only	Few Pills	More Pills	Any Her- oin	
<i>N (Weighted No. of Cases):</i>	2524	1190	1194	1699	269	534	649	871	469	1831	506	1207	527	272	423	19	
<i>% of Weighted Total:</i>	100.0	47.1	47.3	67.3	10.7	21.2	25.7	34.5	18.6	72.6	20.0	47.8	20.9	10.8	16.7	0.8	
D08: Here are some reasons people give for not using marijuana, or for stopping use. Please tell us which reasons are true for you. (Mark all that apply.)																	
A. Concerned about possible psychological damage	57.0	55.4	59.2	56.1	53.7	53.2	58.1	56.8	60.4	59.5	47.8	64.8	39.9	51.4	41.0	-	
B. Concerned about possible physical damage	55.5	53.0	58.7	54.8	54.7	51.2	57.0	55.8	57.7	57.3	49.2	62.6	44.0	46.5	37.5	-	
C. Concerned about getting arrested	51.0	52.7	50.1	54.0	41.7	48.7	56.8	50.4	45.8	52.4	47.6	53.2	49.1	46.8	43.3	8.7	
D. Concerned about becoming addicted to marijuana	50.0	47.6	53.0	48.0	53.3	43.7	49.7	53.4	50.9	50.6	47.9	55.6	38.3	46.1	34.4	70.1	
E. It's against my beliefs	45.5	43.1	47.6	49.2	36.2	37.5	46.9	49.7	44.0	48.6	33.2	55.7	26.3	37.2	18.8	-	
F. Concerned about loss of energy or ambition	38.3	36.5	39.9	38.7	34.3	37.9	35.2	40.1	39.6	37.5	42.5	40.5	31.7	37.4	36.0	-	
G. Concerned about possible loss of control of myself	50.1	45.6	54.6	49.2	42.6	48.7	45.1	52.8	54.0	51.3	47.0	55.7	37.7	44.9	39.4	23.1	
H. It might lead to stronger drugs	49.9	47.2	53.1	50.3	49.2	50.5	48.4	51.5	47.9	51.2	44.4	54.3	42.4	44.7	39.8	-	
I. Not enjoyable, I didn't like it	25.7	22.3	28.8	25.4	28.0	24.1	25.0	27.0	26.0	24.8	29.9	18.5	44.3	33.2	34.3	18.3	
J. My parents would disapprove	62.1	59.9	64.7	64.9	54.4	57.3	65.2	63.4	60.4	62.5	61.0	67.9	56.6	51.3	45.7	23.1	
K. My husband/wife (or boyfriend/girlfriend) would disapprove	32.2	31.0	33.3	34.2	27.7	27.5	34.0	34.4	30.2	30.3	41.7	31.0	35.5	35.4	32.2	8.7	
L. I don't like being with the people who use it	42.2	36.9	47.3	43.6	31.2	37.5	42.1	44.5	43.0	42.6	42.3	49.5	29.4	29.5	27.9	23.1	
M. My friends don't use it	33.2	28.4	37.7	36.2	22.1	27.8	36.7	34.9	30.4	33.9	30.7	41.1	18.2	26.9	13.4	8.7	
N. I might have a bad trip	24.5	23.1	26.0	25.5	18.5	24.7	26.8	23.6	22.5	24.2	25.6	26.3	21.3	24.3	17.4	-	
O. Too expensive	25.4	26.1	24.8	30.0	11.7	25.6	32.2	21.6	22.3	25.4	26.6	27.3	24.6	17.8	20.8	14.4	
P. Not available	7.2	6.5	7.9	7.1	5.9	7.2	7.9	6.9	6.6	7.2	7.8	8.7	5.6	4.0	2.9	8.7	
Q. Don't feel like getting high	63.5	61.6	65.1	66.6	51.0	64.4	69.5	59.2	62.2	64.2	63.1	66.3	60.4	64.4	52.5	11.6	
<i>Item 9020-9180 Subject A06b</i>	<i>N†</i>	1632	728	850	1111	174	334	435	594	270	1283	304	1041	263	154	158	6
D09A: Has your use of alcohol ever caused any of the following problems for you?																	
Responses to this set of questions are not included because of complexities in the presentation and interpretation of the data.																	
<i>Item 9190-9350 Subject A07b</i>	<i>N</i>																
D09M: Has your use of marijuana ever caused any of the following problems for you?																	
Responses to this set of questions are not included because of complexities in the presentation and interpretation of the data.																	
<i>Item 9360-9520 Subject A07b</i>	<i>N</i>																
D09O: Has your use of other drugs ever caused any of the following problems for you?																	
Responses to this set of quesitons are not included because of complexities in the presentation and interpretation of the data.																	
<i>Item 9530-9690 Subject A07b</i>	<i>N</i>																
E01: How many of your friends would you estimate . . .																	
E01A: Smoke cigarettes?																	
1. None	17.0	14.5	19.3	12.9	34.8	15.2	12.6	18.9	21.8	18.2	11.4	26.9	11.3	4.5	4.2	3.0	
2. A few	34.3	34.0	35.1	34.0	33.4	34.4	32.1	33.1	40.0	36.7	26.3	40.3	35.1	32.2	19.8	6.3	
3. Some	30.3	32.3	27.8	32.4	21.9	30.5	36.8	28.2	24.4	29.3	34.7	25.9	32.6	35.9	35.9	23.1	
4. Most	16.3	17.4	15.5	18.6	7.9	18.6	17.2	16.5	12.0	14.3	24.5	6.5	18.7	25.4	34.3	56.1	
5. All	2.1	1.9	2.2	2.1	2.0	1.3	1.3	3.2	1.8	1.5	3.1	0.4	2.3	2.0	5.7	11.5	
<i>Item 7070 Subject A02a</i>	<i>N</i>	2273	1075	1127	1609	223	478	599	793	404	1746	463	1115	483	241	392	16

†=excludes respondents for whom question was inappropriate.

MONITORING THE FUTURE

QUESTIONNAIRE FORM 3 2004	TOTAL	SEX		RACE		REGION				COLLEGE PLANS?		ILLICIT DRUG USE: LIFETIME					
		M	F	White	Black	NE	NC	S	W	Yes	No	None	Mari- juana Only	Few Pills	More Pills	Any Her- oin	
<i>N (Weighted No. of Cases):</i>	2524	1190	1194	1699	269	534	649	871	469	1831	506	1207	527	272	423	19	
<i>% of Weighted Total:</i>	100.0	47.1	47.3	67.3	10.7	21.2	25.7	34.5	18.6	72.6	20.0	47.8	20.9	10.8	16.7	0.8	
E01B: Smoke marijuana (pot, weed) or hashish?																	
1. None	21.5	18.9	24.2	19.0	27.4	14.6	19.8	27.5	20.3	22.2	18.4	36.8	5.4	12.1	4.6	6.9	
2. A few	31.8	32.3	31.2	32.0	28.7	32.0	38.9	28.4	27.7	32.9	29.0	37.8	31.3	32.7	15.9	6.1	
3. Some	28.8	28.4	29.4	30.7	26.1	32.4	29.0	27.3	27.3	29.1	28.3	20.6	38.6	38.2	35.1	25.6	
4. Most	14.6	16.0	12.9	15.5	12.9	17.8	10.0	13.2	20.6	13.0	20.1	4.5	20.1	15.3	34.8	41.6	
5. All	3.3	4.4	2.3	2.8	4.9	3.2	2.3	3.5	4.2	2.7	4.2	0.3	4.5	1.7	9.5	19.9	
<i>Item 7080 Subject A02a</i>	<i>N</i>	<i>2272</i>	<i>1076</i>	<i>1125</i>	<i>1610</i>	<i>222</i>	<i>478</i>	<i>599</i>	<i>792</i>	<i>403</i>	<i>1746</i>	<i>463</i>	<i>1111</i>	<i>483</i>	<i>241</i>	<i>393</i>	<i>16</i>
E01C: Take “crack” cocaine?																	
1. None	83.0	82.5	83.8	82.6	93.9	82.3	83.0	86.2	77.6	84.2	78.8	88.8	83.0	75.4	73.3	33.3	
2. A few	14.1	14.2	13.7	15.0	5.1	14.4	15.2	11.2	17.9	13.5	15.8	9.5	14.0	20.8	22.1	47.5	
3. Some	2.2	2.5	1.9	1.9	0.4	2.7	1.4	1.7	3.7	1.9	3.5	1.3	2.4	3.2	3.7	4.3	
4. Most	0.3	0.2	0.4	0.3	-	0.4	-	0.4	0.4	0.3	0.5	0.2	0.7	0.5	0.1	-	
5. All	0.4	0.6	0.1	0.2	0.6	0.1	0.4	0.5	0.4	0.1	1.4	0.3	-	-	0.8	14.9	
<i>Item 7151 Subject A02a</i>	<i>N</i>	<i>2266</i>	<i>1072</i>	<i>1125</i>	<i>1605</i>	<i>223</i>	<i>477</i>	<i>597</i>	<i>792</i>	<i>400</i>	<i>1741</i>	<i>462</i>	<i>1110</i>	<i>481</i>	<i>240</i>	<i>393</i>	<i>16</i>
E01D: Take cocaine powder?																	
1. None	78.2	76.5	79.6	76.8	92.4	77.1	80.1	80.6	71.8	79.5	73.4	89.3	76.9	73.4	52.7	20.9	
2. A few	16.7	17.7	15.8	18.4	5.5	17.7	15.3	14.8	21.0	16.4	17.3	8.8	18.9	20.4	33.5	36.1	
3. Some	4.2	4.7	3.7	4.2	1.1	5.0	3.9	2.9	5.9	3.5	6.6	1.6	2.6	5.5	11.9	28.7	
4. Most	0.6	0.4	0.8	0.3	0.4	0.1	0.2	1.1	0.9	0.5	1.1	0.1	1.5	0.5	1.1	-	
5. All	0.4	0.6	0.1	0.3	0.6	-	0.4	0.5	0.4	0.1	1.5	0.2	-	0.1	0.8	14.3	
<i>Item 23990 Subject A02a</i>	<i>N</i>	<i>2244</i>	<i>1062</i>	<i>1112</i>	<i>1589</i>	<i>219</i>	<i>475</i>	<i>589</i>	<i>783</i>	<i>397</i>	<i>1722</i>	<i>459</i>	<i>1103</i>	<i>475</i>	<i>233</i>	<i>388</i>	<i>16</i>
E01E: Drink alcoholic beverages (liquor, beer, wine)?																	
1. None	8.7	9.9	7.8	5.7	21.1	8.4	5.9	11.7	7.7	8.1	9.7	13.4	5.1	3.3	3.4	3.0	
2. A few	13.9	12.4	15.6	12.9	20.1	10.8	15.2	14.3	15.2	14.4	12.8	21.5	8.4	7.5	3.2	5.1	
3. Some	21.5	20.1	22.4	21.1	23.4	16.8	24.7	23.3	18.8	22.2	19.5	26.7	16.4	22.0	13.3	20.2	
4. Most	36.5	38.7	34.8	39.2	25.0	39.7	38.3	32.5	37.9	37.1	35.5	29.6	44.9	46.1	41.2	14.7	
5. All	19.3	18.9	19.4	21.0	10.6	24.3	15.8	18.2	20.5	18.1	22.5	8.8	25.2	21.1	38.9	57.1	
<i>Item 7190 Subject A02a</i>	<i>N</i>	<i>2255</i>	<i>1068</i>	<i>1117</i>	<i>1601</i>	<i>218</i>	<i>476</i>	<i>595</i>	<i>784</i>	<i>400</i>	<i>1732</i>	<i>460</i>	<i>1106</i>	<i>478</i>	<i>238</i>	<i>389</i>	<i>16</i>
E01F: Get drunk at least once a week?																	
1. None	22.6	20.8	24.3	17.9	43.7	20.4	21.7	26.4	19.3	22.2	22.8	32.8	14.5	13.4	10.0	3.0	
2. A few	25.6	24.8	26.7	25.9	21.0	25.6	26.9	24.2	26.4	27.4	20.5	31.3	21.6	24.6	15.7	15.9	
3. Some	25.5	25.5	25.0	27.9	18.5	24.3	27.5	24.8	25.3	26.2	23.6	21.9	29.3	35.5	25.5	17.8	
4. Most	19.8	21.8	18.0	22.2	10.2	23.3	18.1	17.0	23.8	18.5	24.9	11.5	27.6	20.5	33.4	42.5	
5. All	6.5	7.1	6.0	6.1	6.7	6.4	5.8	7.6	5.3	5.6	8.2	2.6	7.0	5.9	15.5	20.7	
<i>Item 7200 Subject A02a</i>	<i>N</i>	<i>2265</i>	<i>1073</i>	<i>1121</i>	<i>1603</i>	<i>222</i>	<i>478</i>	<i>595</i>	<i>789</i>	<i>403</i>	<i>1740</i>	<i>460</i>	<i>1110</i>	<i>481</i>	<i>239</i>	<i>393</i>	<i>16</i>
E02: If you have smoked one or more cigarettes in the last 30 days, please answer this question. (If not, skip to Q.E03.)																	

DESCRIPTIVE RESULTS: 2004

155

QUESTIONNAIRE FORM 3 2004	TOTAL	SEX		RACE		REGION				COLLEGE PLANS?		ILLICIT DRUG USE: LIFETIME					
		M	F	White	Black	NE	NC	S	W	Yes	No	None	Mari- juana Only	Few Pills	More Pills	Any Her- oin	
<i>N (Weighted No. of Cases):</i>	2524	1190	1194	1699	269	534	649	871	469	1831	506	1207	527	272	423	19	
<i>% of Weighted Total:</i>	100.0	47.1	47.3	67.3	10.7	21.2	25.7	34.5	18.6	72.6	20.0	47.8	20.9	10.8	16.7	0.8	
What brand of cigarettes do you usually smoke? (Brands are in alphabetical order. Mark only one)																	
01. Basic	0.5	0.6	0.4	0.2	-	-	-	1.0	0.9	0.5	0.6	1.9	0.6	-	0.3	-	
02. Benson & Hedges	0.1	-	-	0.1	-	-	-	-	0.6	0.1	-	-	-	0.5	-	-	
03. Black & Whites	0.1	0.2	-	0.1	-	0.6	-	-	-	0.2	-	-	-	0.6	-	-	
04. Cambridge	-	-	-	-	-	-	-	-	-	-	-	-	-	-	-	-	
05. Camel	16.3	14.8	17.4	17.3	-	8.7	21.5	13.1	24.6	16.4	13.8	7.4	8.1	10.4	26.6	24.4	
06. Capri	0.1	-	0.3	-	-	-	-	0.4	-	0.2	-	-	0.5	-	-	-	
07. Carlton	-	-	-	-	-	-	-	-	-	-	-	-	-	-	-	-	
08. Doral	0.2	0.4	-	0.2	-	-	-	0.5	-	-	0.6	-	-	1.0	-	-	
09. GPC	-	-	-	-	-	-	-	-	-	-	-	-	-	-	-	-	
10. Kent	-	-	-	-	-	-	-	-	-	-	-	-	-	-	-	-	
11. Kool	1.8	1.3	2.1	1.3	12.5	2.4	0.5	2.8	1.2	1.8	2.0	-	4.0	2.1	0.4	-	
12. Marlboro	53.8	55.7	52.0	55.8	21.3	54.0	56.1	54.6	47.2	51.0	62.5	70.1	55.4	59.8	46.4	38.0	
13. Merit	-	-	-	-	-	-	-	-	-	-	-	-	-	-	-	-	
14. Misty	-	-	-	-	-	-	-	-	-	-	-	-	-	-	-	-	
15. Monarch	-	-	-	-	-	-	-	-	-	-	-	-	-	-	-	-	
16. More	-	-	-	-	-	-	-	-	-	-	-	-	-	-	-	-	
17. Newport	10.5	9.2	11.9	7.9	48.4	9.2	6.8	16.6	5.1	11.3	9.1	7.0	10.7	8.6	11.3	26.9	
18. Pall Mall	0.9	1.9	-	0.8	5.4	1.4	-	-	4.5	1.0	0.9	-	1.4	-	1.4	-	
19. Parliament	4.6	3.7	5.9	5.0	-	12.0	2.7	0.7	7.0	5.8	1.7	0.5	5.8	2.8	6.0	4.3	
20. Salem	1.0	0.8	1.2	0.9	-	-	0.8	2.1	-	0.8	1.6	-	1.2	1.4	0.6	6.4	
21. Vantage	0.1	0.2	-	-	-	-	-	-	0.6	0.1	-	-	-	-	0.2	-	
22. Viginia Slims	0.2	0.3	0.2	0.2	-	0.8	-	-	0.6	0.4	-	0.4	0.2	-	0.4	-	
23. Winston	0.1	0.3	-	-	-	-	-	-	1.0	-	0.5	-	-	-	0.4	-	
24. Other	3.2	3.4	3.0	3.0	4.8	5.6	2.4	2.1	4.2	3.2	3.7	1.6	2.9	5.3	2.7	-	
25. No usual brand	6.4	7.2	5.6	7.0	7.6	5.5	9.3	6.1	2.4	7.1	3.0	11.1	9.3	7.5	3.2	-	
<i>Item 30065 Subject A011</i>	<i>N†</i>	<i>489</i>	<i>246</i>	<i>230</i>	<i>400</i>	<i>24</i>	<i>104</i>	<i>142</i>	<i>173</i>	<i>71</i>	<i>324</i>	<i>144</i>	<i>51</i>	<i>133</i>	<i>93</i>	<i>189</i>	<i>12</i>
E03: There has been talk about shortages of energy, food, and raw materials in this country. Do you think that in the coming years we will have plenty to meet our needs, a sufficient amount, or will we have to consume less?																	
1. Plenty to meet our needs	19.7	26.2	13.1	20.6	19.9	17.0	19.2	22.0	19.3	18.6	21.9	20.2	19.2	21.0	18.3	17.5	
2. A sufficient amount	51.9	48.5	54.9	52.5	49.9	52.0	54.9	51.8	47.3	51.8	52.2	51.6	52.0	48.0	55.0	54.1	
3. Will have to consume less	28.4	25.3	32.0	26.9	30.2	31.0	25.9	26.2	33.4	29.5	25.9	28.2	28.8	30.9	26.8	28.5	
<i>Item 9750 Subject F05</i>	<i>N</i>	<i>2186</i>	<i>1030</i>	<i>1087</i>	<i>1565</i>	<i>209</i>	<i>459</i>	<i>581</i>	<i>761</i>	<i>385</i>	<i>1684</i>	<i>446</i>	<i>1071</i>	<i>460</i>	<i>233</i>	<i>381</i>	<i>16</i>
E04: The questions in this section deal with population problems. How much do you agree or disagree with each statement?																	
E04A: Our government should help other countries to control their population																	
1. Disagree	26.9	31.4	22.8	28.2	27.3	24.8	27.2	27.6	27.3	25.1	33.0	25.8	26.5	22.5	32.3	43.5	
2. Mostly disagree	18.4	17.2	18.9	19.2	14.8	17.1	19.8	18.5	17.6	19.6	14.4	19.5	18.0	16.4	17.3	17.8	
3. Neither	33.3	28.2	37.9	32.8	32.8	36.3	30.8	33.6	32.9	32.6	35.7	33.3	35.1	35.9	29.9	33.8	
4. Mostly agree	13.6	15.3	12.2	12.9	13.8	13.9	14.2	11.9	15.8	15.0	9.5	13.2	13.5	17.9	13.8	-	
5. Agree	7.8	7.9	8.1	6.9	11.3	7.9	8.0	8.4	6.4	7.6	7.4	8.3	6.9	7.3	6.7	4.9	
<i>Item 9760 Subject E01, H02</i>	<i>N</i>	<i>2209</i>	<i>1041</i>	<i>1101</i>	<i>1572</i>	<i>216</i>	<i>458</i>	<i>586</i>	<i>771</i>	<i>393</i>	<i>1710</i>	<i>440</i>	<i>1084</i>	<i>468</i>	<i>234</i>	<i>381</i>	<i>16</i>
E04B: Governments should avoid making policy about population and let the individual decide																	
1. Disagree	11.1	13.2	9.0	10.7	15.2	10.9	9.8	12.8	10.0	9.6	15.5	10.5	10.6	6.7	15.5	11.9	
2. Mostly disagree	15.5	17.5	13.9	16.3	10.6	12.2	16.9	14.4	19.4	15.7	14.9	14.7	14.5	18.0	17.9	7.9	
3. Neither	39.6	35.2	43.9	40.0	38.1	45.0	38.0	40.0	34.9	39.2	41.7	39.2	43.4	41.2	36.5	29.7	
4. Mostly agree	21.3	20.5	21.8	21.5	19.5	20.9	22.9	19.1	23.6	23.1	15.1	23.1	19.4	24.1	17.1	33.3	
5. Agree	12.5	13.5	11.3	11.5	16.7	11.0	12.4	13.7	12.1	12.4	12.7	12.6	12.1	10.1	12.9	17.1	
<i>Item 9770 Subject E01, H02</i>	<i>N</i>	<i>2197</i>	<i>1036</i>	<i>1094</i>	<i>1560</i>	<i>215</i>	<i>456</i>	<i>583</i>	<i>768</i>	<i>390</i>	<i>1702</i>	<i>436</i>	<i>1083</i>	<i>466</i>	<i>232</i>	<i>374</i>	<i>16</i>

†=excludes respondents for whom question was inappropriate.

QUESTIONNAIRE FORM 3 2004	TOTAL	SEX		RACE		REGION				COLLEGE PLANS?		ILLICIT DRUG USE: LIFETIME				
		M	F	White	Black	NE	NC	S	W	Yes	No	None	Mari- juana Only	Few Pills	More Pills	Any Her- oin
<i>N (Weighted No. of Cases):</i>	2524	1190	1194	1699	269	534	649	871	469	1831	506	1207	527	272	423	19
<i>% of Weighted Total:</i>	100.0	47.1	47.3	67.3	10.7	21.2	25.7	34.5	18.6	72.6	20.0	47.8	20.9	10.8	16.7	0.8
E04C: I feel strongly enough about preventing overpopulation that I'd be willing to limit my family to two children																
1. Disagree	24.8	25.5	23.8	24.2	32.1	24.3	27.8	25.4	19.8	24.2	25.6	24.3	20.5	21.4	31.9	36.6
2. Mostly disagree	12.3	11.3	12.7	13.5	10.3	11.4	11.8	12.5	13.8	12.8	10.8	13.7	11.2	11.8	10.2	9.3
3. Neither	36.1	34.7	37.7	35.9	35.4	40.1	35.5	36.4	31.7	36.2	36.5	36.1	40.2	37.1	31.5	35.2
4. Mostly agree	12.9	13.0	12.9	12.6	10.4	11.7	13.8	11.9	15.0	13.4	12.2	13.4	12.8	19.6	8.3	14.1
5. Agree	13.9	15.5	12.9	13.8	11.7	12.5	11.1	13.9	19.7	13.4	14.9	12.5	15.3	10.1	18.2	4.9
<i>Item 9780 Subject E01</i>	<i>N</i> 2199	1036	1095	1562	214	455	584	766	393	1702	438	1081	466	231	378	16
E05: How important is each of the following for being looked up to or having high status in your school?																
E05A: Coming from the right family																
1. No importance	21.0	23.0	19.6	18.0	24.7	19.6	18.7	19.2	29.9	19.8	25.3	20.3	20.2	18.7	25.2	10.3
2. Little importance	19.7	20.4	18.5	20.8	17.4	18.0	17.5	20.0	24.5	20.8	17.0	22.1	17.9	16.5	17.2	19.2
3. Moderate importance	29.9	28.0	32.5	32.4	25.2	33.4	34.5	28.9	20.8	31.4	24.9	26.6	34.2	32.1	32.8	39.1
4. Great importance	15.7	15.1	16.2	16.4	16.2	15.1	15.7	17.9	11.9	15.3	16.8	16.0	14.9	21.3	12.3	17.2
5. Very great importance	13.7	13.5	13.3	12.5	16.5	14.0	13.7	14.0	12.9	12.8	16.0	14.9	12.8	11.5	12.6	14.2
<i>Item 13580 Subject B04</i>	<i>N</i> 2221	1052	1098	1578	216	466	586	777	392	1713	451	1090	473	235	382	16
E05B: Being a leader in student activities																
1. No importance	12.1	14.8	9.8	10.7	12.6	12.7	9.3	12.6	14.5	9.5	20.2	9.3	12.0	12.9	18.8	22.3
2. Little importance	16.3	18.7	13.7	18.3	9.6	19.8	16.4	13.8	16.8	15.4	20.2	14.5	19.2	14.8	18.9	18.5
3. Moderate importance	35.4	32.0	38.7	36.6	33.2	35.9	39.4	32.2	35.1	37.4	27.9	35.5	33.1	40.3	36.1	21.9
4. Great importance	24.3	23.3	25.4	23.8	25.5	19.8	23.6	28.5	22.3	25.9	19.6	28.0	23.3	21.5	17.1	31.2
5. Very great importance	12.0	11.2	12.4	10.6	19.0	11.8	11.3	13.0	11.2	11.8	12.2	12.7	12.3	10.5	9.1	6.2
<i>Item 13590 Subject B04, M05</i>	<i>N</i> 2214	1048	1096	1576	213	465	585	773	392	1711	448	1085	473	235	381	16
E05C: Having a nice car																
1. No importance	19.2	18.1	20.8	16.2	27.0	17.1	20.3	20.5	17.7	18.7	21.5	19.7	17.6	17.4	20.1	18.5
2. Little importance	23.0	22.4	24.1	25.2	18.2	21.8	23.8	21.7	25.9	23.9	19.2	25.6	25.2	18.1	16.4	14.3
3. Moderate importance	30.8	31.9	30.1	32.8	26.1	33.3	32.8	28.1	30.2	32.1	26.1	29.2	31.9	26.3	37.5	16.0
4. Great importance	17.5	17.2	17.1	18.1	16.3	18.0	15.6	20.0	14.5	17.5	17.7	15.8	16.1	28.4	17.2	42.1
5. Very great importance	9.5	10.4	7.9	7.6	12.5	9.8	7.4	9.8	11.6	7.7	15.5	9.6	9.2	9.8	8.8	9.1
<i>Item 13600 Subject B04, F01</i>	<i>N</i> 2211	1045	1095	1573	212	464	582	774	390	1709	448	1085	472	233	379	16
E05D: Getting good grades																
1. No importance	9.8	12.9	7.2	9.1	10.1	10.7	8.7	8.8	12.4	8.5	14.0	8.3	9.0	8.3	15.1	9.1
2. Little importance	17.8	20.0	15.2	20.7	9.3	18.7	18.4	14.7	21.7	18.2	17.2	16.7	19.0	22.2	16.9	29.4
3. Moderate importance	31.7	31.2	31.9	34.1	17.6	32.6	33.3	30.8	30.1	31.5	33.0	29.6	29.2	38.4	38.6	24.7
4. Great importance	22.7	20.3	25.6	22.3	29.0	20.4	23.5	24.8	20.1	24.1	17.5	24.3	25.0	19.8	16.4	27.7
5. Very great importance	18.0	15.7	20.1	13.8	33.9	17.6	16.1	20.8	15.7	17.6	18.2	21.1	17.8	11.3	13.0	9.1
<i>Item 13610 Subject B04</i>	<i>N</i> 2202	1040	1091	1571	209	464	579	772	386	1702	444	1083	466	233	379	16
E05E: Being a good athlete																
1. No importance	10.2	9.7	11.0	8.7	16.3	11.5	7.8	12.0	8.8	8.0	17.5	8.4	10.0	10.7	14.9	14.0
2. Little importance	11.2	10.8	11.7	11.2	12.6	10.8	8.5	13.1	11.7	10.4	14.0	11.8	10.7	7.9	12.2	6.1
3. Moderate importance	25.7	25.5	26.0	26.6	22.7	23.0	29.8	23.6	26.8	25.6	25.3	24.1	27.9	24.7	27.9	40.8
4. Great importance	28.8	27.8	29.6	29.6	22.5	30.2	27.7	28.2	29.8	31.4	20.7	31.5	28.9	24.2	23.9	25.4
5. Very great importance	24.2	26.2	21.7	24.0	26.0	24.6	26.2	23.1	22.9	24.6	22.5	24.2	22.6	32.6	21.2	13.8
<i>Item 13620 Subject B04</i>	<i>N</i> 2212	1049	1092	1574	211	464	585	771	392	1707	449	1087	473	231	379	16
E05F: Knowing a lot about intellectual matters																
1. No importance	14.1	15.9	12.3	13.7	14.3	13.9	13.2	14.3	15.2	12.5	18.8	13.2	13.1	14.2	17.0	13.2
2. Little importance	23.9	24.4	22.9	26.6	16.8	27.4	22.0	21.3	27.6	24.1	24.0	24.0	26.3	22.5	22.8	17.4
3. Moderate importance	35.3	32.8	38.1	37.4	28.7	33.4	41.8	33.1	32.3	36.8	31.2	34.9	32.1	39.4	39.1	36.2
4. Great importance	17.7	18.0	17.8	16.1	23.5	18.2	15.7	20.2	15.2	17.7	17.7	18.3	19.5	17.3	13.8	27.0
5. Very great importance	9.0	9.0	8.8	6.3	16.6	7.1	7.3	11.1	9.6	8.9	8.2	9.6	9.0	6.7	7.3	6.2
<i>Item 13630 Subject B04</i>	<i>N</i> 2208	1042	1095	1572	212	460	584	774	390	1709	446	1085	471	233	379	16

QUESTIONNAIRE FORM 3 2004	TOTAL	SEX		RACE		REGION				COLLEGE PLANS?		ILLICIT DRUG USE: LIFETIME				
		M	F	White	Black	NE	NC	S	W	Yes	No	None	Mari- juana Only	Few Pills	More Pills	Any Her- oin
<i>N (Weighted No. of Cases):</i>	2524	1190	1194	1699	269	534	649	871	469	1831	506	1207	527	272	423	19
<i>% of Weighted Total:</i>	100.0	47.1	47.3	67.3	10.7	21.2	25.7	34.5	18.6	72.6	20.0	47.8	20.9	10.8	16.7	0.8
E05G: Planning to go to college																
1. No importance	11.6	14.1	8.9	11.3	9.3	11.4	9.5	11.9	14.5	10.3	16.4	9.9	13.1	6.8	16.9	18.3
2. Little importance	15.0	18.1	12.2	17.4	8.6	15.3	14.9	14.1	16.6	13.9	20.4	14.5	14.4	22.3	13.3	9.3
3. Moderate importance	28.0	28.6	27.6	30.2	18.5	26.0	30.6	26.1	30.1	28.3	27.0	27.4	25.6	29.0	32.3	39.2
4. Great importance	22.3	19.2	25.7	21.4	28.6	23.8	22.7	22.6	19.4	23.2	19.9	22.2	24.5	23.8	19.6	18.5
5. Very great importance	23.1	20.0	25.6	19.6	35.1	23.5	22.3	25.3	19.3	24.3	16.3	26.0	22.3	18.1	17.9	14.7
<i>Item 13640 Subject B04</i>	<i>N</i> 2209	1041	1098	1570	213	458	586	774	391	1707	448	1086	473	235	374	16
E06: How about using drugs (other than marijuana or alcohol)—does that cause a student to be looked up to or looked down on?																
E06A: Among the majority of students in my school, such drug use is . . .																
1. Looked down on a lot	15.0	17.0	13.4	14.6	21.0	11.2	19.2	16.3	10.8	14.8	16.4	18.3	13.7	13.2	8.8	3.3
2. Looked down on some	19.5	19.6	19.1	20.7	14.8	19.1	19.2	19.1	21.0	19.6	18.4	19.9	18.9	19.0	19.4	31.1
3. Neither, or mixed	55.3	53.6	56.8	55.1	52.1	56.6	53.0	55.0	57.6	55.4	54.6	52.2	57.6	58.6	60.2	36.8
4. Looked up to some	8.0	7.4	8.7	7.6	10.3	11.9	6.5	7.3	7.0	8.2	7.2	7.6	8.2	7.3	8.4	18.5
5. Looked up to a lot	2.3	2.4	2.0	2.0	1.8	1.2	2.1	2.4	3.6	1.9	3.4	2.0	1.6	1.9	3.3	10.3
<i>Item 13650 Subject A12b</i>	<i>N</i> 2188	1034	1084	1565	213	455	582	769	381	1691	443	1072	464	232	379	16
E06B: Among my own group of friends, such drug use is . . .																
1. Looked down on a lot	36.3	33.0	39.9	35.3	40.1	35.1	37.0	38.0	32.9	38.2	29.1	49.9	26.7	30.8	14.3	4.9
2. Looked down on some	17.1	17.3	17.1	18.3	12.6	15.3	18.8	16.2	18.3	17.4	16.4	18.7	16.7	18.4	12.5	9.1
3. Neither, or mixed	39.2	39.9	38.2	38.8	40.9	40.4	36.7	39.2	41.4	37.9	43.7	28.2	48.3	44.1	55.9	41.8
4. Looked up to some	6.0	7.8	4.0	6.2	4.9	8.1	6.2	4.7	5.6	5.2	8.8	2.8	7.4	5.2	13.3	21.4
5. Looked up to a lot	1.5	2.1	0.9	1.4	1.5	1.1	1.2	1.8	1.7	1.3	1.9	0.3	1.0	1.5	3.9	22.8
<i>Item 13660 Subject A12b</i>	<i>N</i> 2188	1036	1082	1565	212	454	581	773	381	1691	443	1072	467	232	378	16
E06C: My own feeling about such drug use is that . . .																
1. I look down on it a lot	50.1	46.8	53.5	49.1	54.2	47.9	52.0	52.0	45.9	52.3	42.5	69.8	35.8	42.5	19.4	-
2. I look down on it some	17.3	16.1	18.2	18.6	16.2	16.6	18.7	15.1	20.2	17.1	16.1	12.4	21.2	20.6	24.7	13.9
3. Neither, or mixed	29.0	32.8	25.4	28.9	25.1	32.5	25.7	28.7	30.7	27.9	34.4	16.5	40.2	34.0	47.5	34.1
4. I look up to it some	2.2	2.2	2.1	2.1	3.2	1.5	2.0	3.0	1.5	1.7	4.2	0.8	1.3	2.2	5.3	26.1
5. I look up to it a lot	1.4	2.1	0.8	1.4	1.3	1.4	1.5	1.3	1.7	1.1	2.8	0.5	1.5	0.6	3.1	26.0
<i>Item 13670 Subject A11c</i>	<i>N</i> 2179	1033	1077	1558	210	453	579	767	380	1688	440	1071	465	229	375	16
E07: About how many hours a week do you spend using a computer . . .																
E07A: . . . doing school work?																
1. None	12.3	13.1	11.0	12.2	11.4	10.6	8.5	17.4	9.8	8.8	23.8	9.8	12.6	13.8	16.1	32.5
2. Less than 1 hour	25.2	26.3	23.7	26.0	20.6	25.1	25.4	25.7	24.1	25.0	27.3	23.6	28.6	24.1	27.2	20.0
3. 1-2 hours	32.4	31.8	33.8	31.9	31.8	33.9	31.2	30.3	36.7	33.3	30.3	32.5	31.0	37.5	31.5	25.4
4. 3-5 hours	19.0	17.1	21.0	19.2	21.0	17.1	24.3	15.7	20.0	20.9	10.1	22.0	18.1	16.0	14.0	13.4
5. 6-9 hours	6.2	5.7	6.5	6.5	5.8	7.4	6.6	5.1	6.1	6.8	4.3	6.8	5.7	4.7	6.4	3.9
6. 10-19 hours	2.5	3.0	2.2	2.5	3.6	2.1	3.0	2.9	1.7	2.8	1.8	2.3	2.0	3.2	2.8	-
7. 20 or more	2.4	3.1	1.7	1.6	5.7	3.7	1.0	3.0	1.7	2.4	2.5	3.0	2.0	0.7	2.0	4.9
<i>Item 29930 Subject B01, C09</i>	<i>N</i> 2213	1041	1100	1574	212	460	590	774	388	1706	446	1088	473	234	376	16
E07B: . . . at your job, if you have one?																
1. None	72.9	73.5	73.0	72.8	71.1	75.2	73.7	69.3	76.0	73.4	69.8	74.1	74.6	65.6	72.5	69.2
2. Less than 1 hour	8.9	10.0	7.6	9.3	7.6	7.7	8.6	9.7	9.4	8.5	11.3	8.3	9.7	6.9	11.0	5.6
3. 1-2 hours	4.1	4.2	4.1	4.3	3.0	3.3	4.9	4.8	2.3	3.8	4.9	4.4	2.6	6.2	4.1	5.8
4. 3-5 hours	4.2	2.9	5.1	4.0	4.4	4.6	3.9	3.3	6.0	4.4	3.1	4.0	3.4	5.6	4.7	10.1
5. 6-9 hours	2.6	2.2	3.1	2.0	4.0	3.1	1.8	3.7	1.4	2.4	3.5	2.4	3.1	4.2	1.4	-
6. 10-19 hours	3.2	2.4	3.9	3.6	4.4	2.9	4.6	3.1	1.4	3.6	2.1	2.7	3.3	6.8	2.1	9.2
7. 20 or more	4.1	4.7	3.2	4.0	5.5	3.2	2.4	6.1	3.5	3.8	5.3	4.3	3.3	4.7	4.2	-
<i>Item 29940 Subject C01, C09</i>	<i>N</i> 2091	980	1046	1493	198	447	567	721	356	1604	431	1009	451	227	365	14

MONITORING THE FUTURE

QUESTIONNAIRE FORM 3 2004	TOTAL	SEX		RACE		REGION				COLLEGE PLANS?		ILLICIT DRUG USE: LIFETIME				
		M	F	White	Black	NE	NC	S	W	Yes	No	None	Mari- juana Only	Few Pills	More Pills	Any Her- oin
<i>N (Weighted No. of Cases):</i>	2524	1190	1194	1699	269	534	649	871	469	1831	506	1207	527	272	423	19
<i>% of Weighted Total:</i>	100.0	47.1	47.3	67.3	10.7	21.2	25.7	34.5	18.6	72.6	20.0	47.8	20.9	10.8	16.7	0.8
E07C: . . . doing other things?																
1. None	10.6	9.6	11.5	9.8	11.1	6.6	9.6	13.9	10.5	7.0	23.9	7.5	12.9	11.8	14.6	21.1
2. Less than 1 hour	14.6	10.0	18.9	14.5	14.1	8.5	17.1	14.8	17.9	13.6	18.7	14.1	14.4	19.0	14.1	14.9
3. 1-2 hours	22.1	20.3	24.2	21.3	26.9	18.2	24.5	23.6	20.0	22.5	20.2	21.6	22.0	23.7	23.3	17.1
4. 3-5 hours	21.3	20.0	22.1	21.6	18.9	22.7	22.0	18.6	23.9	23.5	13.7	23.0	21.4	14.4	20.3	11.0
5. 6-9 hours	12.0	14.3	10.2	12.8	9.4	15.5	11.4	11.2	10.4	13.3	7.0	13.1	12.0	10.5	9.9	11.2
6. 10-19 hours	9.6	12.0	7.1	10.3	10.0	13.0	9.3	7.1	10.6	10.1	7.3	10.1	8.9	9.2	9.5	5.1
7. 20 or more	9.8	13.9	6.0	9.7	9.6	15.5	6.1	10.8	6.7	10.1	9.2	10.5	8.4	11.6	8.4	19.7
<i>Item 29950 Subject C07, C09</i>	<i>N</i> 2203	1037	1096	1570	208	460	586	767	390	1696	447	1086	466	231	379	16
E08: The next questions are about some things which may have happened TO YOU while you were at school (inside or outside or in a school bus).																
During the LAST 12 MONTHS, how often . . .																
E08A: Has something of yours (worth under \$50) been stolen?																
1. Not at all	68.9	65.6	73.1	68.6	68.1	72.1	71.9	65.4	67.5	69.7	68.6	75.7	64.9	61.4	62.0	29.2
2. Once	20.7	21.2	20.0	20.4	21.5	18.8	19.4	23.0	20.4	20.5	19.9	16.9	24.8	25.6	21.8	36.1
3. Twice	7.2	8.9	4.9	7.9	6.1	5.4	6.3	8.7	7.8	6.9	7.8	5.6	7.0	8.4	10.6	27.0
4. 3 or 4 times	2.3	2.7	1.6	2.1	1.8	2.5	1.8	1.8	3.6	2.0	2.6	1.2	1.6	3.8	4.5	3.1
5. 5 or more times	0.9	1.5	0.4	0.9	2.5	1.2	0.6	1.2	0.7	0.9	1.2	0.5	1.7	0.9	1.1	4.5
<i>Item 9871 Subject B07, S03</i>	<i>N</i> 2244	1064	1099	1586	223	458	599	793	395	1712	456	1098	471	237	389	18
E08B: Has something of yours (worth over \$50) been stolen?																
1. Not at all	83.5	80.3	87.2	84.2	81.4	82.6	87.5	82.8	79.9	84.4	83.0	86.0	84.8	79.0	81.3	45.4
2. Once	12.1	14.0	10.4	12.0	12.1	12.8	9.1	13.1	14.1	11.6	12.9	10.5	10.6	17.5	13.2	33.4
3. Twice	3.1	4.1	1.4	2.8	4.0	3.1	2.7	3.0	3.8	2.7	2.8	2.4	3.4	2.0	4.0	7.5
4. 3 or 4 times	1.0	1.1	0.8	0.8	1.8	1.2	0.6	0.9	1.7	0.9	1.1	0.7	1.1	1.4	1.2	9.2
5. 5 or more times	0.3	0.4	0.2	0.2	0.7	0.4	0.1	0.3	0.4	0.3	0.2	0.4	0.2	-	0.3	4.5
<i>Item 9872 Subject B07, S03</i>	<i>N</i> 2239	1062	1095	1581	223	456	598	791	395	1708	455	1098	469	236	388	18
E08C: Has someone deliberately damaged your property (your car, clothing, etc.)?																
1. Not at all	75.4	70.7	81.0	74.7	78.6	79.3	75.2	73.5	75.0	77.0	71.4	79.7	75.5	69.7	68.6	48.8
2. Once	17.7	20.6	14.4	18.9	14.1	17.3	17.6	18.6	16.2	16.2	22.6	14.2	17.7	22.4	23.6	25.2
3. Twice	4.8	6.0	3.6	4.6	3.4	2.6	4.7	5.3	6.5	5.0	3.8	4.6	4.7	4.8	5.0	17.9
4. 3 or 4 times	1.4	1.7	0.7	1.3	2.1	0.3	1.8	1.7	1.8	1.3	0.9	1.2	0.9	2.8	1.9	3.3
5. 5 or more times	0.7	1.1	0.2	0.5	1.8	0.5	0.6	0.9	0.6	0.5	1.3	0.4	1.1	0.3	0.9	4.9
<i>Item 9873 Subject B07, S03</i>	<i>N</i> 2239	1061	1096	1582	222	455	598	790	395	1707	456	1096	470	236	390	16
E08D: Has someone injured you with a weapon (like a knife, gun, or club)?																
1. Not at all	95.9	93.6	98.4	96.6	94.5	96.1	96.5	95.4	95.5	97.1	92.7	97.6	96.4	95.1	93.0	65.8
2. Once	2.4	3.7	1.1	2.1	2.6	2.7	2.3	2.4	2.3	1.5	4.5	1.4	1.8	2.7	4.6	15.2
3. Twice	1.1	1.6	0.4	1.3	0.4	1.2	0.9	1.4	0.8	0.9	1.8	0.8	0.9	1.2	1.5	11.3
4. 3 or 4 times	0.2	0.3	-	*	0.8	-	0.1	0.2	0.4	0.1	0.5	-	0.2	0.7	0.3	-
5. 5 or more times	0.4	0.8	-	0.1	1.7	-	0.2	0.6	0.9	0.4	0.4	0.2	0.6	0.3	0.5	7.6
<i>Item 9874 Subject B07, S03</i>	<i>N</i> 2237	1064	1090	1583	223	451	599	792	395	1708	452	1097	471	231	388	18
E08E: Has someone threatened you with a weapon, but not actually injured you?																
1. Not at all	88.2	85.1	92.6	89.2	82.3	90.6	91.3	84.4	88.3	89.6	85.3	92.6	88.7	86.7	79.6	51.5
2. Once	7.3	9.1	4.9	7.2	9.5	6.1	5.2	9.7	7.3	6.8	9.1	5.1	6.0	9.4	13.2	8.7
3. Twice	2.6	3.1	1.8	2.2	4.0	1.4	2.2	3.5	2.5	2.0	3.3	1.5	3.2	2.1	3.8	14.0
4. 3 or 4 times	0.9	1.2	0.5	0.8	1.6	0.8	0.5	1.5	0.7	0.9	0.9	0.4	0.7	0.8	1.8	22.7
5. 5 or more times	1.0	1.5	0.2	0.6	2.6	1.1	0.7	0.9	1.3	0.8	1.3	0.5	1.3	1.0	1.6	3.1
<i>Item 9875 Subject B07, S03</i>	<i>N</i> 2234	1063	1088	1580	223	451	598	791	395	1706	450	1096	469	231	388	18

DESCRIPTIVE RESULTS: 2004

159

QUESTIONNAIRE FORM 3 2004	TOTAL	SEX		RACE		REGION				COLLEGE PLANS?		ILLICIT DRUG USE: LIFETIME				
		M	F	White	Black	NE	NC	S	W	Yes	No	None	Mari- juana Only	Few Pills	More Pills	Any Her- oin
<i>N (Weighted No. of Cases):</i>	2524	1190	1194	1699	269	534	649	871	469	1831	506	1207	527	272	423	19
<i>% of Weighted Total:</i>	100.0	47.1	47.3	67.3	10.7	21.2	25.7	34.5	18.6	72.6	20.0	47.8	20.9	10.8	16.7	0.8
E08F: Has someone injured you on purpose without using a weapon?																
1. Not at all	87.4	84.7	90.7	87.1	88.0	87.3	88.5	87.2	86.4	88.4	84.9	92.2	87.7	80.6	79.8	47.0
2. Once	7.1	7.5	6.4	7.4	5.7	6.2	6.8	7.5	7.7	6.8	8.4	4.8	6.9	12.9	9.6	29.0
3. Twice	3.2	4.7	1.7	3.5	3.4	4.3	2.9	2.7	3.3	2.8	3.8	1.6	3.2	3.8	7.0	7.5
4. 3 or 4 times	1.1	1.2	0.8	1.2	1.1	1.1	1.0	1.0	1.0	0.8	1.3	0.5	0.7	1.7	1.9	5.7
5. 5 or more times	1.2	2.0	0.3	0.9	1.8	1.1	0.7	1.4	1.6	1.1	1.6	0.8	1.6	1.0	1.7	10.9
<i>Item 9876 Subject B07, S03</i>	<i>N</i> 2225	1058	1086	1577	221	446	595	790	394	1698	451	1094	468	229	386	18
E08G: Has an unarmed person threatened you with injury, but not actually injured you?																
1. Not at all	79.6	74.1	85.7	78.7	81.6	80.3	79.2	78.6	81.4	81.0	75.4	85.6	79.0	75.4	69.0	43.2
2. Once	9.7	10.8	8.3	10.0	8.8	7.5	10.2	10.9	9.1	9.0	12.2	7.5	9.3	12.3	13.7	10.1
3. Twice	4.3	5.3	3.0	4.6	4.0	4.5	3.8	4.8	3.7	4.2	4.3	2.8	5.8	4.4	5.4	16.9
4. 3 or 4 times	2.8	3.4	1.9	2.7	3.7	3.7	2.9	2.2	2.6	2.6	3.1	1.1	2.7	5.6	5.8	4.5
5. 5 or more times	3.7	6.4	1.0	4.1	1.9	4.1	3.9	3.5	3.3	3.1	4.9	3.0	3.2	2.3	6.1	25.2
<i>Item 9877 Subject B07, S03</i>	<i>N</i> 2223	1056	1085	1575	221	445	595	790	393	1699	448	1091	468	230	385	18
E09: Looking toward the future, how important would it be for you to have each of the following things?																
E09A: A new car every two or three years																
1. Not important	51.9	46.5	58.0	53.2	49.4	43.4	52.2	54.3	56.3	54.0	44.9	56.2	48.3	52.7	45.5	27.0
2. Somewhat important	30.8	32.6	29.5	31.2	28.9	37.6	32.6	28.2	25.9	29.3	36.6	28.2	34.0	31.4	33.2	43.8
3. Quite important	11.4	13.4	8.3	10.9	11.9	13.0	10.4	11.6	10.6	11.1	11.7	10.9	11.6	11.2	12.1	13.9
4. Extremely important	5.9	7.5	4.2	4.7	9.8	6.0	4.8	6.0	7.3	5.6	6.8	4.6	6.1	4.6	9.3	15.3
<i>Item 13860 Subject F01</i>	<i>N</i> 2228	1059	1089	1584	219	449	597	788	395	1705	448	1099	469	230	384	16
E09B: Clothes in the latest style																
1. Not important	28.4	33.6	23.9	30.1	19.8	24.3	29.5	27.1	33.9	27.7	31.1	29.2	22.7	27.3	32.8	38.1
2. Somewhat important	37.2	33.1	41.1	38.6	32.7	37.5	37.4	37.9	35.3	37.0	37.4	39.1	37.4	36.7	32.5	12.8
3. Quite important	24.6	25.0	23.9	24.0	26.3	28.4	25.4	22.8	22.2	25.8	19.9	22.5	30.5	27.0	22.8	31.2
4. Extremely important	9.8	8.3	11.0	7.2	21.2	9.7	7.6	12.1	8.5	9.6	11.5	9.2	9.3	8.9	11.9	17.8
<i>Item 13870 Subject F01</i>	<i>N</i> 2220	1051	1087	1577	218	446	594	784	395	1703	444	1094	469	228	381	16
E09C: A house of my own (instead of an apartment or condominium)																
1. Not important	10.3	9.8	10.7	10.4	11.5	8.1	9.6	11.9	10.6	9.8	11.3	10.6	11.1	6.1	9.9	11.9
2. Somewhat important	20.7	20.0	21.5	21.1	17.8	20.3	24.9	18.5	19.4	19.9	22.8	18.8	21.4	23.3	24.1	16.3
3. Quite important	33.3	32.5	34.8	35.9	26.5	33.8	35.8	31.8	32.2	33.4	33.4	35.2	32.4	40.9	27.2	24.3
4. Extremely important	35.6	37.7	32.9	32.6	44.2	37.8	29.6	37.9	37.8	36.9	32.5	35.5	35.0	29.7	38.8	47.5
<i>Item 13880 Subject F01</i>	<i>N</i> 2220	1053	1087	1578	219	443	598	785	394	1704	442	1092	466	230	385	16
E09D: Lots of space around my house, a big yard																
1. Not important	14.1	12.6	15.7	13.2	20.9	9.4	12.5	18.0	13.8	13.6	15.5	13.7	16.2	14.1	12.1	3.8
2. Somewhat important	30.3	27.2	33.4	30.8	31.3	30.4	33.0	28.1	30.2	31.1	26.0	30.1	29.6	30.1	30.7	46.2
3. Quite important	32.6	33.1	32.4	34.0	24.6	36.3	33.7	29.0	34.0	32.1	35.3	32.4	30.9	37.0	33.8	40.8
4. Extremely important	23.0	27.1	18.5	21.9	23.2	23.9	20.7	24.9	22.0	23.2	23.2	23.8	23.2	18.7	23.4	9.2
<i>Item 13890 Subject F01</i>	<i>N</i> 2224	1059	1086	1582	219	447	597	786	395	1704	445	1096	466	230	383	18
E09E: A vacation house																
1. Not important	55.0	49.6	61.0	57.3	54.9	48.6	58.8	57.2	52.0	55.2	55.8	58.6	51.0	55.3	51.6	37.3
2. Somewhat important	25.6	26.9	24.4	25.1	24.3	28.8	26.0	22.1	28.6	25.5	25.0	23.9	27.7	26.6	27.4	9.4
3. Quite important	11.7	14.3	8.7	11.5	8.3	12.7	9.7	13.2	10.5	11.6	11.8	10.7	14.2	11.0	10.9	30.7
4. Extremely important	7.7	9.1	5.9	6.0	12.5	9.9	5.5	7.6	8.9	7.7	7.3	6.7	7.1	7.1	10.2	22.5
<i>Item 13930 Subject F01</i>	<i>N</i> 2213	1052	1083	1572	220	445	593	785	390	1701	440	1093	464	228	380	16
E09F: A motor-powered, recreational vehicle (powerboat, snowmobile, etc.)																
1. Not important	55.3	44.1	67.5	52.9	71.3	56.4	54.2	55.2	56.0	57.7	46.1	59.8	54.6	53.2	46.3	39.9
2. Somewhat important	24.1	26.5	21.3	25.8	14.4	22.7	26.0	23.8	23.6	23.6	26.9	23.5	22.4	21.2	29.6	25.1
3. Quite important	11.0	14.6	7.2	11.6	6.2	11.0	11.3	11.5	9.7	10.7	11.7	8.9	12.4	15.9	11.8	14.9
4. Extremely important	9.6	14.8	4.1	9.7	8.1	10.0	8.6	9.6	10.7	8.0	15.3	7.8	10.5	9.8	12.2	20.2
<i>Item 13940 Subject F01</i>	<i>N</i> 2222	1054	1087	1579	220	446	594	788	395	1701	447	1094	467	230	383	18

MONITORING THE FUTURE

QUESTIONNAIRE FORM 3 2004	TOTAL	SEX		RACE		REGION				COLLEGE PLANS?		ILLICIT DRUG USE: LIFETIME				
		M	F	White	Black	NE	NC	S	W	Yes	No	None	Mari- juana Only	Few Pills	More Pills	Any Her- oin
<i>N (Weighted No. of Cases):</i>	2524	1190	1194	1699	269	534	649	871	469	1831	506	1207	527	272	423	19
<i>% of Weighted Total:</i>	100.0	47.1	47.3	67.3	10.7	21.2	25.7	34.5	18.6	72.6	20.0	47.8	20.9	10.8	16.7	0.8
E10: When (if ever) did you FIRST do each of the following things? Don't count anything you took because a doctor told you to.																
E10A: Smoke cigarettes on a daily basis																
8. Never	75.6	75.4	76.3	72.4	92.4	76.9	72.6	75.0	80.1	79.8	60.1	95.3	68.7	60.4	38.0	31.5
1. Grade 6 or below	2.1	1.6	2.5	2.2	1.9	1.4	2.5	2.2	2.0	1.2	5.1	0.2	2.1	1.1	7.2	15.7
2. Grade 7	2.5	3.4	1.7	3.1	0.4	2.8	4.3	1.5	1.6	1.6	6.2	0.4	4.1	3.0	5.4	18.2
3. Grade 8	2.3	2.9	1.3	2.6	0.5	1.9	2.1	3.2	1.4	1.9	3.7	0.3	3.0	2.4	6.6	9.9
4. Grade 9 (Freshman)	4.6	4.5	4.8	5.7	-	3.1	4.7	5.3	4.8	3.3	9.7	1.2	3.0	9.2	14.2	-
5. Grade 10 (Sophomore)	4.2	4.3	4.1	4.8	2.8	3.9	5.2	4.8	1.9	3.9	5.0	0.5	6.5	8.0	10.2	10.5
6. Grade 11 (Junior)	4.8	4.3	5.5	5.3	0.5	6.3	5.4	4.3	3.4	4.5	5.9	1.3	5.5	8.7	11.8	14.3
7. Grade 12 (Senior)	3.8	3.6	3.8	3.9	1.6	3.7	3.3	3.7	4.8	3.8	4.2	0.8	7.1	7.2	6.7	-
<i>Item 5570 Subject A01g</i>	<i>N</i> 2106	999	1031	1525	196	420	569	743	375	1622	411	1056	432	210	364	14
E10B: Try an alcoholic beverage—more than just a few sips																
8. Never	24.0	26.5	21.6	22.2	31.2	17.4	24.4	27.4	24.1	25.0	19.6	46.3	2.7	5.2	3.4	3.2
1. Grade 6 or below	7.5	8.1	6.9	6.2	11.3	9.9	6.6	8.5	4.2	7.3	7.4	3.1	8.5	8.7	15.3	43.7
2. Grade 7	8.2	8.5	7.9	8.5	8.1	9.6	10.7	6.1	6.8	7.1	11.6	3.8	8.0	10.8	17.6	31.4
3. Grade 8	12.0	12.1	12.4	12.9	7.1	14.2	10.3	12.1	12.1	11.3	16.3	5.7	15.6	17.2	22.1	-
4. Grade 9 (Freshman)	17.1	17.4	16.7	18.0	16.1	17.0	17.7	15.2	20.1	16.6	18.6	10.3	25.0	23.0	22.1	8.1
5. Grade 10 (Sophomore)	14.7	12.5	16.9	15.4	10.0	17.6	13.2	14.9	13.6	15.6	12.2	12.1	19.8	19.0	13.0	13.6
6. Grade 11 (Junior)	10.0	8.4	11.5	10.3	9.4	9.5	9.5	9.5	12.2	10.5	8.6	10.8	13.5	11.8	3.4	-
7. Grade 12 (Senior)	6.4	6.5	6.1	6.6	6.7	4.8	7.5	6.3	6.9	6.6	5.7	7.9	6.8	4.3	3.2	-
<i>Item 5580 Subject A01g</i>	<i>N</i> 2015	957	984	1481	177	405	556	695	359	1558	389	957	434	211	371	15
E10C: Try marijuana or hashish																
8. Never	56.8	54.4	59.1	53.9	67.3	51.8	57.8	61.1	52.8	59.5	46.8	100.0	-	38.6	12.1	3.2
1. Grade 6 or below	2.8	3.9	1.6	2.7	3.2	3.0	2.1	3.8	1.5	1.9	5.8	-	3.5	3.0	7.9	44.2
2. Grade 7	4.6	5.9	3.4	4.2	5.2	4.3	4.3	4.5	5.7	3.8	7.7	-	6.6	6.8	13.4	15.9
3. Grade 8	5.9	7.8	4.3	6.3	4.2	6.2	6.9	5.7	4.7	5.4	8.2	-	10.9	7.9	15.4	28.8
4. Grade 9 (Freshman)	11.5	10.7	12.2	12.6	8.9	11.2	12.9	9.3	13.7	10.6	14.6	-	26.4	17.2	23.4	4.5
5. Grade 10 (Sophomore)	7.8	6.7	9.0	9.0	5.6	11.2	7.2	6.1	8.4	8.2	7.1	-	19.8	11.3	15.4	3.5
6. Grade 11 (Junior)	6.4	5.8	7.0	7.6	1.8	7.4	5.7	5.5	8.3	6.3	6.5	-	17.7	9.5	9.6	-
7. Grade 12 (Senior)	4.1	4.9	3.4	3.7	3.8	4.8	3.2	4.1	5.0	4.4	3.2	-	15.1	5.7	2.7	-
<i>Item 5590 Subject A01g</i>	<i>N</i> 2105	996	1036	1517	196	432	568	732	373	1625	410	1058	420	214	371	15
E10D: Try LSD																
8. Never	96.3	94.5	98.1	95.7	99.0	97.5	97.6	94.7	95.9	97.0	93.6	100.0	100.0	95.7	84.0	18.4
1. Grade 6 or below	0.2	0.4	0.1	0.2	0.6	-	-	0.4	0.3	0.1	0.7	-	-	-	0.6	16.5
2. Grade 7	0.1	0.1	0.1	0.1	-	-	0.1	0.3	-	0.2	-	-	-	-	0.3	10.1
3. Grade 8	0.6	0.8	0.3	0.6	-	0.4	0.8	0.6	0.5	0.6	0.2	-	-	0.8	2.3	11.5
4. Grade 9 (Freshman)	1.1	1.7	0.4	1.3	0.4	0.9	0.3	2.0	0.5	1.0	1.2	-	-	1.3	5.0	10.4
5. Grade 10 (Sophomore)	0.7	0.8	0.5	0.8	-	0.7	0.4	0.5	1.6	0.5	1.5	-	-	1.2	3.2	7.1
6. Grade 11 (Junior)	0.6	0.9	0.2	0.6	-	0.3	0.7	0.5	0.8	0.3	1.7	-	-	-	2.9	11.5
7. Grade 12 (Senior)	0.5	0.7	0.3	0.7	-	0.1	0.1	1.1	0.3	0.3	1.2	-	-	0.9	1.7	14.6
<i>Item 5600 Subject A01g</i>	<i>N</i> 2139	1005	1061	1526	213	424	573	760	381	1652	421	1075	451	208	364	14
E10E: Try any hallucinogen other than LSD																
8. Never	93.8	90.2	97.2	92.8	97.6	94.0	94.2	93.5	93.4	94.5	91.0	100.0	100.0	96.3	67.0	19.8
1. Grade 6 or below	0.3	0.5	0.2	0.3	0.6	-	-	0.5	0.6	0.2	0.7	-	-	-	1.0	18.2
2. Grade 7	0.3	0.4	0.1	0.3	-	-	0.4	0.4	-	0.3	0.2	-	-	-	0.7	18.4
3. Grade 8	0.4	0.5	0.2	0.2	0.4	-	0.2	0.6	0.5	0.3	0.2	-	-	-	1.4	14.3
4. Grade 9 (Freshman)	1.5	2.5	0.6	1.8	0.5	1.3	1.3	1.5	2.1	1.1	3.2	-	-	0.7	8.5	10.7
5. Grade 10 (Sophomore)	1.4	2.1	0.8	1.7	0.3	2.1	1.1	1.4	1.0	1.5	1.1	-	-	0.3	8.6	-
6. Grade 11 (Junior)	1.6	2.5	0.7	1.9	-	1.6	1.9	1.2	2.0	1.5	2.1	-	-	1.8	8.0	18.6
7. Grade 12 (Senior)	0.9	1.3	0.3	1.1	0.7	0.9	0.9	1.1	0.5	0.7	1.4	-	-	0.8	4.9	-
<i>Item 5610 Subject A01g</i>	<i>N</i> 2109	995	1042	1506	214	412	567	758	373	1631	414	1075	453	206	332	17

DESCRIPTIVE RESULTS: 2004

161

QUESTIONNAIRE FORM 3 2004	TOTAL	SEX		RACE		REGION				COLLEGE PLANS?		ILLICIT DRUG USE: LIFETIME				
		M	F	White	Black	NE	NC	S	W	Yes	No	None	Mari- juana Only	Few Pills	More Pills	Any Her- oin
<i>N (Weighted No. of Cases):</i>	2524	1190	1194	1699	269	534	649	871	469	1831	506	1207	527	272	423	19
<i>% of Weighted Total:</i>	100.0	47.1	47.3	67.3	10.7	21.2	25.7	34.5	18.6	72.6	20.0	47.8	20.9	10.8	16.7	0.8
E10F: Try amphetamines																
8. Never	92.8	91.3	94.8	91.2	98.9	94.3	92.4	92.0	93.5	93.6	89.8	100.0	100.0	95.3	50.1	28.1
1. Grade 6 or below	0.2	0.2	0.2	0.1	-	-	-	0.3	0.2	*	0.6	-	-	-	0.6	12.2
2. Grade 7	0.5	0.7	0.2	0.5	0.3	-	0.9	0.4	0.3	0.4	0.6	-	-	0.5	2.1	19.7
3. Grade 8	0.7	1.0	0.2	0.7	-	0.7	0.7	0.5	0.9	0.5	1.1	-	-	1.3	3.7	16.5
4. Grade 9 (Freshman)	1.3	1.7	1.0	1.6	0.4	1.9	1.4	1.1	1.1	1.3	1.8	-	-	-	10.1	11.5
5. Grade 10 (Sophomore)	2.2	2.1	2.3	2.9	-	1.5	2.5	3.0	1.0	2.2	2.3	-	-	2.0	16.2	4.2
6. Grade 11 (Junior)	1.6	2.3	0.6	1.9	-	1.3	1.9	1.4	1.6	1.1	3.1	-	-	0.5	11.4	7.8
7. Grade 12 (Senior)	0.8	0.8	0.8	1.0	0.4	0.4	0.1	1.2	1.4	0.8	0.8	-	-	0.4	5.9	-
<i>Item 5620 Subject A01g</i>	<i>N 1966</i>	<i>940</i>	<i>956</i>	<i>1388</i>	<i>207</i>	<i>390</i>	<i>528</i>	<i>700</i>	<i>348</i>	<i>1539</i>	<i>372</i>	<i>1073</i>	<i>454</i>	<i>152</i>	<i>247</i>	<i>13</i>
E10G: Try quaaludes																
8. Never	98.1	96.9	99.4	98.0	97.8	99.1	98.6	97.3	97.8	98.5	96.5	100.0	100.0	99.7	92.6	38.9
1. Grade 6 or below	0.3	0.5	0.1	0.2	0.6	-	0.1	0.4	0.5	*	0.8	-	-	-	1.3	4.7
2. Grade 7	0.3	0.6	0.1	0.4	0.3	-	0.6	0.4	0.2	0.4	0.2	-	-	0.3	0.7	18.9
3. Grade 8	0.1	0.2	*	0.1	-	0.1	-	0.2	0.2	0.1	-	-	-	-	0.2	9.0
4. Grade 9 (Freshman)	0.3	0.5	0.1	0.3	0.5	0.3	0.3	0.4	0.3	0.2	0.7	-	-	-	1.2	10.7
5. Grade 10 (Sophomore)	0.5	0.7	0.2	0.6	0.4	0.2	-	1.1	0.3	0.4	0.8	-	-	-	2.3	8.7
6. Grade 11 (Junior)	0.3	0.4	0.1	0.4	-	0.2	0.2	0.3	0.5	0.2	0.4	-	-	-	1.4	5.9
7. Grade 12 (Senior)	0.2	0.3	0.1	0.1	0.4	0.2	0.2	0.1	0.2	0.1	0.5	-	-	-	0.4	3.2
<i>Item 5630 Subject A01g</i>	<i>N 2170</i>	<i>1029</i>	<i>1062</i>	<i>1554</i>	<i>212</i>	<i>431</i>	<i>584</i>	<i>772</i>	<i>383</i>	<i>1671</i>	<i>424</i>	<i>1072</i>	<i>453</i>	<i>219</i>	<i>377</i>	<i>17</i>
E10H: Try sedatives/barbiturates																
8. Never	92.4	91.9	93.1	91.0	96.7	95.2	92.2	91.4	91.7	92.9	90.5	100.0	100.0	86.6	61.0	23.4
1. Grade 6 or below	0.5	0.6	0.5	0.4	0.9	0.2	0.9	0.3	0.8	0.4	1.1	-	-	2.2	1.7	11.7
2. Grade 7	0.5	0.9	0.2	0.6	0.3	-	0.8	0.7	0.3	0.6	0.3	-	-	0.4	2.2	22.4
3. Grade 8	0.6	0.5	0.6	0.8	-	0.1	0.6	0.7	1.3	0.6	0.4	-	-	1.3	3.3	-
4. Grade 9 (Freshman)	1.9	2.2	1.4	2.3	0.5	1.2	2.1	1.6	2.9	1.7	2.9	-	-	0.5	11.2	26.6
5. Grade 10 (Sophomore)	1.9	1.8	1.9	2.4	0.4	1.3	1.5	2.7	1.3	1.6	2.9	-	-	4.9	9.3	10.4
6. Grade 11 (Junior)	1.3	1.8	0.6	1.6	0.7	1.2	1.3	1.2	1.4	1.1	1.6	-	-	1.4	7.1	5.4
7. Grade 12 (Senior)	0.9	0.2	1.5	1.1	0.4	0.7	0.7	1.4	0.2	1.1	0.3	-	-	2.8	4.2	-
<i>Item 5645 Subject A01g</i>	<i>N 2058</i>	<i>961</i>	<i>1021</i>	<i>1458</i>	<i>211</i>	<i>417</i>	<i>552</i>	<i>728</i>	<i>362</i>	<i>1594</i>	<i>394</i>	<i>1077</i>	<i>452</i>	<i>182</i>	<i>301</i>	<i>15</i>
E10I: Try tranquilizers																
8. Never	94.8	93.5	96.3	93.6	97.6	95.7	95.3	93.3	95.9	94.9	94.4	100.0	100.0	95.9	68.1	37.7
1. Grade 6 or below	0.2	0.3	0.2	0.1	0.6	-	0.1	0.3	0.5	0.1	0.9	-	-	-	1.2	10.4
2. Grade 7	0.3	0.5	-	0.3	-	-	0.3	0.3	0.3	0.1	0.6	-	-	-	0.7	16.9
3. Grade 8	0.6	0.6	0.6	0.8	-	0.3	0.6	0.7	0.8	0.7	0.3	-	-	0.8	3.7	-
4. Grade 9 (Freshman)	1.0	1.4	0.4	1.1	1.2	0.8	0.4	1.3	1.6	1.2	0.4	-	-	1.9	4.2	31.4
5. Grade 10 (Sophomore)	1.4	1.4	1.4	1.8	-	1.1	1.1	2.3	0.1	1.2	2.1	-	-	0.1	9.9	-
6. Grade 11 (Junior)	1.1	1.5	0.5	1.5	0.3	0.8	1.8	1.3	0.1	1.1	1.1	-	-	1.0	7.1	3.6
7. Grade 12 (Senior)	0.7	0.8	0.7	0.8	0.3	1.4	0.5	0.5	0.7	0.9	0.2	-	-	0.3	5.0	-
<i>Item 5650 Subject A01g</i>	<i>N 2015</i>	<i>943</i>	<i>1000</i>	<i>1416</i>	<i>209</i>	<i>410</i>	<i>545</i>	<i>717</i>	<i>343</i>	<i>1566</i>	<i>380</i>	<i>1069</i>	<i>449</i>	<i>179</i>	<i>274</i>	<i>15</i>
E10J: Try cocaine																
8. Never	93.1	91.2	94.7	92.5	98.4	95.2	92.8	92.8	91.3	94.3	88.1	100.0	100.0	93.0	66.3	5.6
1. Grade 6 or below	0.2	0.3	-	0.2	-	-	-	0.3	0.3	0.2	0.2	-	-	-	0.3	15.7
2. Grade 7	0.2	0.4	-	0.3	-	-	0.2	0.4	-	0.2	0.2	-	-	-	0.4	16.5
3. Grade 8	0.5	0.6	0.4	0.3	0.4	-	0.1	1.0	0.5	0.4	0.5	-	-	0.6	1.5	25.2
4. Grade 9 (Freshman)	1.1	1.1	1.0	1.2	-	0.6	1.9	0.8	1.2	0.7	2.5	-	-	1.8	4.7	15.5
5. Grade 10 (Sophomore)	1.7	2.0	1.3	2.1	-	1.4	1.2	2.1	1.9	1.3	3.1	-	-	-	10.1	-
6. Grade 11 (Junior)	2.0	2.4	1.5	2.1	-	0.8	3.3	1.5	2.1	1.6	3.2	-	-	1.4	10.1	17.0
7. Grade 12 (Senior)	1.4	1.9	1.0	1.5	1.2	2.1	0.5	1.1	2.7	1.3	2.1	-	-	3.2	6.6	4.5
<i>Item 5660 Subject A01g</i>	<i>N 2117</i>	<i>995</i>	<i>1048</i>	<i>1525</i>	<i>208</i>	<i>431</i>	<i>568</i>	<i>752</i>	<i>366</i>	<i>1635</i>	<i>416</i>	<i>1066</i>	<i>451</i>	<i>210</i>	<i>348</i>	<i>15</i>
E10K: Try heroin																
8. Never	99.3	99.1	99.5	99.2	99.6	99.8	99.3	98.6	100.0	99.4	98.8	100.0	100.0	100.0	100.0	-
1. Grade 6 or below	0.1	0.2	-	0.2	-	-	-	0.3	-	0.1	0.2	-	-	-	-	15.7
2. Grade 7	0.1	0.2	0.1	0.2	-	-	0.2	0.2	-	0.1	0.2	-	-	-	-	18.3
3. Grade 8	0.2	0.2	0.1	0.1	0.4	-	0.1	0.4	-	0.2	-	-	-	-	-	19.7
4. Grade 9 (Freshman)	0.1	0.1	-	0.1	-	-	0.1	0.1	-	0.1	-	-	-	-	-	8.2
5. Grade 10 (Sophomore)	*	0.1	-	0.1	-	0.2	-	-	-	0.1	-	-	-	-	-	6.7
6. Grade 11 (Junior)	0.1	-	0.1	0.1	-	-	-	0.2	-	0.1	-	-	-	-	-	10.2
7. Grade 12 (Senior)	0.1	-	0.3	0.2	-	-	0.3	0.2	-	-	0.7	-	-	-	-	21.2
<i>Item 5670 Subject A01g</i>	<i>N 2141</i>	<i>1016</i>	<i>1046</i>	<i>1531</i>	<i>212</i>	<i>428</i>	<i>579</i>	<i>762</i>	<i>372</i>	<i>1645</i>	<i>423</i>	<i>1061</i>	<i>449</i>	<i>217</i>	<i>370</i>	<i>15</i>

*=less than .05 percent.

MONITORING THE FUTURE

QUESTIONNAIRE FORM 3 2004	TOTAL	SEX		RACE		REGION				COLLEGE PLANS?		ILLCIT DRUG USE: LIFETIME				
		M	F	White	Black	NE	NC	S	W	Yes	No	None	Mari- juana Only	Few Pills	More Pills	Any Her- oin
<i>N (Weighted No. of Cases):</i>	2524	1190	1194	1699	269	534	649	871	469	1831	506	1207	527	272	423	19
<i>% of Weighted Total:</i>	100.0	47.1	47.3	67.3	10.7	21.2	25.7	34.5	18.6	72.6	20.0	47.8	20.9	10.8	16.7	0.8
E10L: Try any narcotic other than heroin																
8. Never	94.5	93.6	95.5	93.3	98.7	95.7	93.1	95.0	94.5	94.9	93.4	100.0	100.0	91.2	63.8	21.4
1. Grade 6 or below	0.5	0.6	0.5	0.6	0.6	-	0.8	0.6	0.7	0.4	0.8	-	-	2.2	1.9	18.4
2. Grade 7	0.2	0.1	0.3	0.3	-	-	0.5	0.2	-	0.1	0.4	-	-	-	0.3	23.2
3. Grade 8	0.6	0.9	0.3	0.8	-	0.3	1.1	0.5	0.3	0.6	0.2	-	-	1.3	3.0	18.6
4. Grade 9 (Freshman)	0.9	1.1	0.7	1.2	-	0.5	1.0	0.7	1.7	1.1	0.3	-	-	0.3	7.1	10.7
5. Grade 10 (Sophomore)	1.3	1.2	1.3	1.5	0.4	0.5	1.7	1.3	1.6	1.2	1.7	-	-	-	10.7	7.9
6. Grade 11 (Junior)	1.4	1.3	1.2	1.7	0.3	2.0	1.7	0.9	1.1	1.2	1.7	-	-	4.7	8.1	-
7. Grade 12 (Senior)	0.6	1.2	0.1	0.6	-	1.1	0.1	0.9	0.2	0.5	1.3	-	-	0.3	5.0	-
<i>Item 5680 Subject A01g</i>	<i>N</i> 1966	910	981	1385	204	388	533	706	339	1530	367	1064	453	184	223	13
E10M: Try inhalants																
8. Never	93.0	92.7	93.6	91.7	96.7	92.3	93.1	92.9	93.9	93.8	90.3	99.4	96.4	87.8	74.7	17.9
1. Grade 6 or below	1.2	1.1	1.0	1.1	0.6	0.9	1.4	1.1	1.3	1.0	1.1	0.1	0.8	2.7	3.0	28.6
2. Grade 7	0.9	0.8	0.9	1.2	0.8	1.6	0.8	0.1	2.0	0.6	2.2	-	0.9	3.2	2.3	7.4
3. Grade 8	1.2	1.1	1.4	1.6	-	2.4	0.9	1.1	0.5	1.2	1.2	0.5	0.8	1.8	3.8	-
4. Grade 9 (Freshman)	1.3	1.2	1.4	1.5	1.2	1.0	1.5	1.6	0.8	1.2	1.7	-	0.1	2.7	4.8	29.2
5. Grade 10 (Sophomore)	1.1	1.5	0.6	1.1	0.7	0.7	1.1	1.5	0.4	0.9	1.8	0.1	-	1.2	5.5	-
6. Grade 11 (Junior)	0.9	1.1	0.8	1.2	-	0.6	0.7	1.3	1.0	0.8	1.5	-	0.4	0.6	4.2	17.0
7. Grade 12 (Senior)	0.4	0.5	0.3	0.5	-	0.5	0.5	0.4	0.2	0.5	-	-	0.6	-	1.8	-
<i>Item 5685 Subject A01g</i>	<i>N</i> 2011	938	999	1438	201	412	542	704	354	1550	403	1028	419	194	329	14
E10N: Smoke your first cigarette																
8. Never	48.7	47.5	50.0	45.0	68.3	46.8	45.4	49.7	53.9	52.4	34.1	77.5	24.8	21.4	13.8	3.2
1. Grade 6 or below	12.4	14.1	10.1	13.5	8.4	9.4	14.5	14.5	8.0	10.8	18.1	4.7	14.9	18.6	25.6	45.8
2. Grade 7	8.9	10.3	7.7	9.3	3.3	11.7	9.5	7.4	7.8	7.9	13.2	3.0	10.8	16.2	18.2	25.0
3. Grade 8	8.2	7.6	8.6	8.5	7.1	9.6	7.0	9.3	6.1	7.8	8.8	2.3	13.0	12.6	15.8	9.9
4. Grade 9 (Freshman)	8.5	8.7	8.1	8.5	7.5	9.2	8.9	7.9	8.0	7.9	11.1	4.2	14.3	13.7	10.9	7.5
5. Grade 10 (Sophomore)	5.3	3.9	6.7	5.9	2.7	5.2	6.0	4.2	6.6	5.2	6.2	2.5	9.5	8.2	7.3	-
6. Grade 11 (Junior)	4.8	4.7	5.2	5.6	1.9	6.0	5.0	3.7	5.3	4.8	4.4	3.1	7.0	5.2	6.2	-
7. Grade 12 (Senior)	3.3	3.3	3.5	3.8	0.8	2.2	3.7	3.2	4.3	3.2	4.1	2.6	5.7	4.2	2.2	8.6
<i>Item 5575 Subject A01g</i>	<i>N</i> 2014	937	1010	1475	179	393	553	714	354	1563	386	1000	415	206	354	15
E10O: Try smokeless tobacco (snuff, plug, or chewing tobacco)																
8. Never	83.0	72.7	93.2	78.9	98.0	88.9	77.4	82.5	85.8	85.4	76.0	92.6	81.0	77.3	62.6	53.7
1. Grade 6 or below	2.7	3.6	1.6	2.9	0.6	1.0	3.0	3.9	1.7	2.4	3.3	0.9	3.7	3.8	5.7	4.9
2. Grade 7	2.2	3.2	1.2	2.8	0.3	0.7	3.5	3.0	-	1.5	4.3	0.9	2.4	3.9	4.2	7.1
3. Grade 8	2.9	5.1	0.6	3.7	0.3	2.0	3.3	3.1	3.0	1.9	6.2	0.9	3.8	3.5	6.8	5.6
4. Grade 9 (Freshman)	3.4	6.2	0.9	4.5	0.4	2.5	5.0	3.0	2.9	3.4	3.6	1.5	2.4	5.0	8.8	15.9
5. Grade 10 (Sophomore)	2.7	4.8	0.6	3.2	0.4	1.4	4.1	2.6	2.4	2.5	3.4	1.9	2.4	1.9	5.5	5.6
6. Grade 11 (Junior)	1.8	2.6	0.9	2.2	-	2.3	1.5	1.3	2.4	1.7	1.4	0.4	2.2	3.6	3.8	3.8
7. Grade 12 (Senior)	1.4	1.9	0.9	1.8	-	1.3	2.1	0.7	1.8	1.2	1.7	0.7	2.1	1.0	2.5	3.6
<i>Item 5576 Subject A01g</i>	<i>N</i> 2161	1023	1058	1553	208	435	584	763	380	1658	430	1067	454	219	379	14
E10P: Drink enough to feel drunk or very high																
8. Never	45.5	45.9	45.2	39.4	72.8	41.4	43.6	48.3	47.3	47.1	38.9	72.5	22.1	21.7	13.3	3.0
1. Grade 6 or below	2.4	2.8	2.0	1.9	2.3	2.1	1.4	3.6	1.7	2.1	3.2	0.5	2.9	1.9	6.7	18.7
2. Grade 7	4.8	5.3	4.3	5.4	3.9	6.2	6.0	3.6	4.0	4.2	7.7	0.5	5.8	10.1	11.7	30.9
3. Grade 8	6.2	6.0	6.5	7.5	2.0	6.3	7.1	5.4	6.1	5.4	9.2	1.7	7.1	8.7	16.0	14.0
4. Grade 9 (Freshman)	12.7	13.1	12.2	14.3	7.6	10.5	14.8	12.0	13.2	11.9	16.1	5.1	20.2	18.1	21.7	14.6
5. Grade 10 (Sophomore)	12.6	12.7	12.7	14.5	2.5	13.7	12.9	12.2	11.4	13.4	10.8	7.0	19.1	19.3	17.8	-
6. Grade 11 (Junior)	9.7	9.4	10.0	10.3	6.5	13.9	8.1	8.7	9.5	9.5	9.7	7.4	15.8	8.5	9.7	9.4
7. Grade 12 (Senior)	6.1	4.8	7.1	6.7	2.4	5.9	6.1	6.0	6.7	6.4	4.6	5.3	7.0	11.6	3.1	9.4
<i>Item 5585 Subject A01g</i>	<i>N</i> 2156	1016	1063	1542	210	429	583	760	385	1652	429	1059	451	219	381	16
E10Q: Try "crack" cocaine, specifically																
8. Never	97.5	97.4	97.7	97.2	99.6	98.7	96.8	97.4	97.6	98.4	93.9	100.0	100.0	98.5	89.2	26.4
1. Grade 6 or below	*	0.1	-	0.1	-	-	-	0.1	-	-	0.2	-	-	-	-	5.5
2. Grade 7	0.1	0.2	-	0.2	-	-	0.2	0.2	-	0.1	0.2	-	-	-	-	16.7
3. Grade 8	0.3	0.5	0.1	0.3	-	0.2	0.2	0.6	-	0.3	0.2	-	-	-	0.8	18.9
4. Grade 9 (Freshman)	0.4	0.1	0.7	0.4	-	-	0.8	0.2	0.6	0.3	1.0	-	-	1.2	1.3	9.9
5. Grade 10 (Sophomore)	0.6	0.3	0.9	0.7	0.4	0.3	0.2	0.9	1.1	0.4	1.8	-	-	-	3.6	5.5
6. Grade 11 (Junior)	0.6	0.9	0.3	0.6	-	0.6	0.9	0.3	0.7	0.4	1.6	-	-	0.3	2.8	17.2
7. Grade 12 (Senior)	0.4	0.4	0.2	0.5	-	0.3	0.9	0.2	-	0.2	1.1	-	-	-	2.3	-
<i>Item 5661 Subject A01g</i>	<i>N</i> 2111	990	1043	1519	202	425	563	754	370	1625	415	1058	450	211	349	15

*less than .05 percent.

QUESTIONNAIRE FORM 4 2004	TOTAL	SEX		RACE		REGION				COLLEGE PLANS?		ILLICIT DRUG USE: LIFETIME				
		M	F	White	Black	NE	NC	S	W	Yes	No	None	Mari- juana Only	Few Pills	More Pills	Any Her- oin
<i>N (Weighted No. of Cases):</i>	2539	1154	1220	1708	268	538	662	869	470	1859	493	1194	514	252	449	38
<i>% of Weighted Total:</i>	100.0	45.4	48.0	67.3	10.6	21.2	26.1	34.2	18.5	73.2	19.4	47.0	20.3	9.9	17.7	1.5
A01: Taking all things together, how would you say things are these days—would you say you're very happy, pretty happy, or not too happy these days?																
3. Very happy	22.3	24.4	19.8	25.1	16.6	20.7	23.5	21.6	24.0	24.1	17.4	25.3	19.7	23.5	18.0	11.5
2. Pretty happy	64.8	62.4	68.2	64.3	66.4	63.9	66.8	66.9	59.3	64.5	68.6	63.7	68.9	62.9	67.2	49.1
1. Not too happy	12.9	13.2	12.0	10.7	17.1	15.3	9.8	11.5	16.8	11.4	13.9	11.0	11.4	13.5	14.8	39.4
<i>Item 1190 Subject P01, Q01</i>	<i>N</i> 2534	1152	1218	1708	268	536	661	869	469	1858	491	1191	514	252	449	38
A02: Looking ahead to the next five years, do you think that things in this country will get better or worse?																
1. Get much better	4.4	5.1	3.2	3.7	5.5	5.7	4.8	3.5	3.9	4.4	3.7	4.3	5.7	1.9	2.9	1.7
2. Get somewhat better	30.4	32.9	27.8	29.2	32.5	27.2	33.3	28.0	34.2	31.1	28.5	32.5	28.7	29.6	28.3	27.0
3. Stay about the same	29.8	28.1	31.3	31.0	21.5	28.4	29.9	31.9	27.5	30.7	30.3	30.1	31.0	35.6	25.3	13.9
4. Get somewhat worse	29.0	26.1	32.9	29.9	31.3	32.7	26.7	29.4	27.0	28.0	30.3	27.9	28.6	28.2	33.9	40.9
5. Get much worse	6.5	7.8	4.9	6.2	9.2	6.0	5.3	7.2	7.4	5.8	7.3	5.2	6.0	4.7	9.6	16.5
<i>Item 9940 Subject I01</i>	<i>N</i> 2525	1150	1212	1700	267	531	658	867	468	1848	492	1192	508	250	449	38
A03: Looking ahead to the next five years, do you think that things in the rest of the world will get better or worse?																
1. Get much better	2.3	2.9	1.5	1.7	3.5	3.8	1.6	1.9	2.3	2.2	2.4	2.3	1.8	1.2	2.2	3.7
2. Get somewhat better	21.0	21.9	20.2	19.8	22.7	17.6	22.8	20.3	23.4	21.4	18.5	22.0	22.6	21.5	16.5	10.0
3. Stay about the same	32.3	30.3	33.2	32.7	29.5	32.4	37.0	29.1	31.7	33.2	31.1	32.1	31.4	37.2	31.5	30.9
4. Get somewhat worse	34.1	32.6	36.8	35.9	31.2	35.4	30.8	36.6	32.4	34.4	33.5	34.6	33.8	29.6	37.4	33.8
5. Get much worse	10.3	12.4	8.3	9.9	13.0	10.8	7.8	12.1	10.1	8.9	14.5	9.0	10.3	10.6	12.3	21.6
<i>Item 9950 Subject I01</i>	<i>N</i> 2530	1154	1213	1705	268	536	661	865	468	1854	492	1192	512	251	449	38
A04: How do you think your own life will go in the next five years—do you think it will get better or worse?																
1. Get much better	45.9	46.3	44.1	43.1	58.1	42.5	42.1	50.8	46.0	46.7	43.5	43.7	51.8	38.7	48.9	43.1
2. Get somewhat better	42.4	39.6	46.1	44.2	34.9	46.2	43.5	39.3	42.4	43.0	40.7	45.9	34.5	48.1	39.3	36.5
3. Stay about the same	9.3	10.8	8.1	10.0	6.0	7.8	12.2	8.2	8.8	8.7	11.9	8.9	9.7	12.9	8.2	8.7
4. Get somewhat worse	1.6	2.1	1.3	1.8	0.5	1.8	1.8	1.0	2.3	1.4	1.5	1.3	2.6	-	2.2	3.9
5. Get much worse	0.8	1.2	0.5	0.9	0.5	1.7	0.4	0.8	0.5	0.2	2.3	0.3	1.4	0.3	1.3	7.8
<i>Item 9960 Subject I01</i>	<i>N</i> 2533	1154	1216	1707	268	536	661	868	469	1858	491	1192	513	252	449	38
A05: Some people think a lot about the social problems of the nation and the world, and about how they might be solved. Others spend little time thinking about these issues. How much do you think about such things?																
1. Never	4.8	6.3	3.0	3.9	5.5	4.5	6.6	4.1	3.7	3.5	8.7	3.7	5.1	4.8	5.2	18.8
2. Seldom	24.6	22.9	25.5	26.3	20.1	24.4	26.3	22.8	25.9	23.4	29.5	22.1	27.0	25.2	27.6	36.0
3. Sometimes	45.3	43.7	47.7	44.2	51.7	44.2	42.9	48.3	44.4	45.9	45.5	48.0	42.6	46.8	42.6	19.0
4. Quite often	19.6	20.1	19.5	19.7	18.1	19.5	19.5	19.2	20.7	21.4	12.9	20.3	20.6	17.1	19.1	18.8
5. A great deal	5.7	7.0	4.3	5.9	4.5	7.4	4.7	5.6	5.3	5.8	3.4	5.8	4.7	6.1	5.6	7.3
<i>Item 6880 Subject J, Q08</i>	<i>N</i> 2530	1153	1217	1705	268	536	658	868	468	1857	493	1192	513	252	447	38
A06: These questions are about pollution and the environment. Please mark the circle that shows how much you agree or disagree with each statement below.																
A06A: In general, pollution has increased in the U.S. in the last ten years																
1. Disagree	2.8	3.8	1.5	2.4	4.1	2.4	2.6	2.8	3.7	1.9	4.7	2.8	2.2	3.5	1.7	7.1
2. Mostly disagree	6.4	7.9	4.9	7.2	6.6	5.5	9.0	5.6	5.4	6.9	5.9	7.4	5.7	6.2	4.7	4.6
3. Neither	12.2	13.0	10.5	10.9	15.6	11.8	10.4	14.6	10.7	12.0	11.3	11.9	9.9	12.6	13.2	18.6
4. Mostly agree	37.8	34.5	41.4	38.5	34.5	39.9	39.4	35.6	37.2	39.6	33.0	40.5	36.5	36.6	34.8	24.9
5. Agree	40.8	40.8	41.7	41.0	39.3	40.4	38.7	41.4	43.0	39.7	45.2	37.3	45.6	41.1	45.6	44.8
<i>Item 9970 Subject F04</i>	<i>N</i> 2525	1149	1218	1703	268	538	651	868	468	1856	493	1193	513	251	448	37

QUESTIONNAIRE FORM 4 2004	TOTAL	SEX		RACE		REGION				COLLEGE PLANS?		ILLICIT DRUG USE: LIFETIME				
		M	F	White	Black	NE	NC	S	W	Yes	No	None	Mari- juana Only	Few Pills	More Pills	Any Her- oin
<i>N (Weighted No. of Cases):</i>	2539	1154	1220	1708	268	538	662	869	470	1859	493	1194	514	252	449	38
<i>% of Weighted Total:</i>	100.0	45.4	48.0	67.3	10.6	21.2	26.1	34.2	18.5	73.2	19.4	47.0	20.3	9.9	17.7	1.5
A06B: The dangers of pollution are not really as great as government, the media, and environmental groups would like us to believe																
1. Disagree	25.7	23.5	27.7	26.5	24.0	30.5	24.2	24.0	25.2	26.5	22.9	26.4	26.4	27.2	24.0	17.4
2. Mostly disagree	27.0	26.5	27.8	28.2	23.4	27.7	28.6	26.3	25.3	28.9	24.1	27.4	26.7	25.4	28.7	31.7
3. Neither	20.9	20.8	20.5	20.5	23.2	19.3	20.4	21.5	22.2	19.5	24.5	20.3	19.3	23.0	20.9	23.2
4. Mostly agree	17.7	19.4	16.2	17.5	19.8	16.1	18.9	18.5	16.6	16.9	19.7	18.3	17.3	18.6	17.2	17.6
5. Agree	8.8	9.9	7.7	7.3	9.6	6.5	7.9	9.8	10.7	8.3	8.8	7.5	10.3	5.8	9.3	10.0
<i>Item 9980 Subject F04</i>	<i>N</i> 2513	1146	1214	1697	268	534	652	862	465	1849	492	1187	511	252	447	37
A06C: America needs growth to survive, and that is going to require some increase in pollution																
1. Disagree	28.0	26.6	28.6	26.5	35.0	29.6	26.9	30.0	24.2	28.2	27.4	25.9	30.7	30.8	28.2	32.7
2. Mostly disagree	22.6	19.9	25.2	24.9	12.8	24.4	24.2	18.5	25.9	24.1	19.5	24.8	21.7	24.8	18.5	13.3
3. Neither	19.5	18.4	21.0	19.0	21.8	18.3	19.3	20.3	19.7	19.2	18.1	19.6	18.4	18.3	21.2	20.1
4. Mostly agree	20.3	23.4	17.7	20.6	17.0	21.7	19.4	19.6	21.4	20.0	21.2	20.0	20.6	20.0	21.4	8.4
5. Agree	9.6	11.7	7.4	9.0	13.4	6.1	10.2	11.6	8.9	8.5	13.8	9.7	8.7	6.1	10.6	25.4
<i>Item 9990 Subject F04</i>	<i>N</i> 2500	1140	1207	1687	266	529	650	856	465	1840	489	1181	508	251	445	35
A06D: People will have to change their buying habits and way of life to correct our environmental problems																
1. Disagree	7.5	8.8	5.9	6.5	11.5	6.3	6.2	8.2	9.3	6.5	9.6	6.6	9.4	6.1	6.9	13.7
2. Mostly disagree	12.8	14.2	11.0	11.4	15.1	15.8	11.2	13.3	10.7	12.4	13.5	13.8	12.4	8.2	12.7	13.1
3. Neither	18.3	19.5	17.1	19.1	15.7	19.5	18.4	18.6	16.4	17.5	20.4	16.9	19.5	15.8	22.0	21.2
4. Mostly agree	36.6	33.3	40.5	39.5	25.2	37.2	37.6	34.1	38.8	38.0	35.4	38.2	33.6	44.1	34.4	34.5
5. Agree	24.8	24.2	25.6	23.6	32.5	21.1	26.7	25.7	24.8	25.6	21.1	24.5	25.1	25.8	23.9	17.5
<i>Item 10000 Subject F04</i>	<i>N</i> 2516	1146	1214	1699	267	535	653	863	464	1851	491	1189	510	251	448	37
A06E: Government should take action to solve our environmental problems even if it means that some of the products we now use would have to be changed or banned																
1. Disagree	7.5	8.3	5.9	6.8	11.7	6.7	6.3	9.6	6.1	6.3	10.9	6.4	7.2	6.2	9.1	25.8
2. Mostly disagree	11.7	12.2	10.5	12.1	10.8	12.2	11.3	12.4	10.3	11.3	12.4	12.8	11.9	10.4	8.9	12.1
3. Neither	23.4	25.2	21.9	23.5	20.3	21.5	27.4	22.4	21.9	22.9	22.2	22.0	25.8	21.7	25.6	24.7
4. Mostly agree	34.3	31.4	37.9	35.6	33.7	34.6	35.0	31.5	38.2	36.2	31.4	35.4	33.3	36.8	34.4	16.5
5. Agree	23.1	23.0	23.8	22.0	23.5	25.0	19.9	24.1	23.5	23.3	23.1	23.3	21.8	24.9	22.1	20.8
<i>Item 10010 Subject F04, H02</i>	<i>N</i> 2514	1144	1214	1696	268	531	655	862	465	1852	489	1191	508	251	447	38
A06F: Government should place higher taxes on products which cause pollution in their manufacture or disposal, so that companies will be encouraged to find better ways to produce them																
1. Disagree	17.5	19.5	15.1	16.1	28.2	15.3	14.7	21.6	16.3	15.5	22.2	16.5	19.3	12.9	18.4	32.5
2. Mostly disagree	14.1	15.5	12.8	14.5	12.6	18.1	14.4	13.0	11.0	13.9	15.9	14.4	12.7	12.4	16.5	8.7
3. Neither	20.8	19.7	21.7	20.8	19.3	20.7	20.6	22.0	18.7	20.1	21.1	20.0	22.0	20.0	21.2	24.2
4. Mostly agree	27.0	24.4	29.7	28.4	17.5	26.4	29.8	23.5	30.1	28.0	25.5	27.4	25.4	33.6	25.9	16.5
5. Agree	20.6	21.0	20.8	20.2	22.3	19.4	20.4	19.8	23.8	22.6	15.3	21.8	20.6	21.1	18.0	18.2
<i>Item 10020 Subject F04, H02</i>	<i>N</i> 2511	1144	1212	1696	267	533	652	861	465	1853	488	1186	510	251	448	38
A06G: I wish that government would ban throwaway bottles and beverage cans																
1. Disagree	32.1	36.0	28.5	34.3	37.9	35.0	30.1	33.8	28.5	31.3	35.8	30.0	33.0	36.1	34.4	47.4
2. Mostly disagree	19.2	19.0	19.6	20.0	15.4	17.7	18.5	21.4	17.9	20.0	17.1	20.4	21.4	15.8	16.9	15.9
3. Neither	31.6	29.5	33.6	29.4	33.2	28.0	33.0	30.7	35.3	31.6	30.9	32.7	27.6	34.5	31.0	23.9
4. Mostly agree	10.3	7.6	12.5	10.2	7.1	12.2	10.8	8.3	11.0	10.6	9.1	10.4	10.2	7.8	11.0	11.1
5. Agree	6.8	8.0	5.8	6.1	6.3	7.2	7.6	5.8	7.2	6.4	7.1	6.5	7.8	5.8	6.6	1.8
<i>Item 10030 Subject F04, H02</i>	<i>N</i> 2498	1141	1211	1695	266	529	652	857	461	1843	487	1183	506	250	445	37

DESCRIPTIVE RESULTS: 2004

165

QUESTIONNAIRE FORM 4 2004	TOTAL	SEX		RACE		REGION				COLLEGE PLANS?		ILLICIT DRUG USE: LIFETIME				
		M	F	White	Black	NE	NC	S	W	Yes	No	None	Mari- juana Only	Few Pills	More Pills	Any Her- oin
<i>N (Weighted No. of Cases):</i> <i>% of Weighted Total:</i>	2539 100.0	1154 45.4	1220 48.0	1708 67.3	268 10.6	538 21.2	662 26.1	869 34.2	470 18.5	1859 73.2	493 19.4	1194 47.0	514 20.3	252 9.9	449 17.7	38 1.5
A06H: T.V. commercials stimulate people to buy a lot of things they don't really need																
1. Disagree	4.5	4.8	3.5	4.4	4.8	2.9	6.0	4.1	4.6	3.9	4.9	3.7	4.8	2.5	5.2	17.9
2. Mostly disagree	6.4	7.4	5.1	5.6	8.0	4.9	6.6	6.4	7.6	6.3	6.4	6.7	6.5	7.0	4.3	14.2
3. Neither	12.9	14.6	10.3	13.2	7.8	13.6	13.8	12.5	11.7	12.0	14.4	12.2	11.6	11.5	14.7	14.9
4. Mostly agree	32.5	32.2	34.2	34.5	29.7	27.5	35.9	33.9	31.1	33.1	35.2	34.3	32.9	31.3	31.6	27.5
5. Agree	43.7	41.0	47.0	42.3	49.6	51.1	37.7	43.1	44.9	44.7	39.0	43.1	44.3	47.6	44.2	25.5
<i>Item 10040 Subject F02</i>	<i>N 2507</i>	<i>1144</i>	<i>1210</i>	<i>1696</i>	<i>268</i>	<i>531</i>	<i>653</i>	<i>860</i>	<i>462</i>	<i>1847</i>	<i>488</i>	<i>1188</i>	<i>511</i>	<i>246</i>	<i>446</i>	<i>38</i>
A06I: T.V. commercials do a lot of good by showing new products that we might not know about otherwise																
1. Disagree	7.1	7.2	6.3	7.0	5.6	7.7	5.1	7.5	8.7	6.7	8.1	6.1	7.4	10.6	7.5	9.9
2. Mostly disagree	11.9	9.6	14.4	13.1	7.6	15.9	11.3	9.2	13.0	12.7	10.7	12.9	9.1	10.4	13.7	14.8
3. Neither	23.3	22.7	24.1	25.5	14.0	22.7	26.1	20.9	24.4	23.0	23.9	21.9	21.6	25.7	26.2	26.2
4. Mostly agree	36.1	36.9	36.3	36.2	32.4	32.8	36.5	36.9	38.1	37.5	32.9	38.2	38.7	32.0	31.4	33.7
5. Agree	21.5	23.6	18.9	18.2	40.4	20.8	21.0	25.5	15.8	20.1	24.4	20.8	23.2	21.3	21.2	15.5
<i>Item 10050 Subject F02</i>	<i>N 2498</i>	<i>1138</i>	<i>1207</i>	<i>1691</i>	<i>263</i>	<i>531</i>	<i>653</i>	<i>851</i>	<i>464</i>	<i>1842</i>	<i>486</i>	<i>1184</i>	<i>508</i>	<i>249</i>	<i>447</i>	<i>35</i>
A06J: My family and I often buy things we don't really need; we could get along with much less																
1. Disagree	12.1	10.9	12.4	10.1	17.3	11.7	10.6	13.2	12.7	11.2	13.8	12.1	12.2	12.4	8.9	22.6
2. Mostly disagree	16.0	18.8	14.0	15.9	17.1	12.8	21.3	14.2	15.8	16.8	14.3	17.4	18.3	7.2	16.1	14.3
3. Neither	19.0	22.8	14.6	19.0	18.0	19.2	17.6	18.5	21.4	18.5	20.5	19.6	15.7	23.0	17.4	20.1
4. Mostly agree	31.2	28.6	34.8	32.4	26.1	36.4	30.9	30.0	27.9	32.9	27.7	32.0	34.3	36.7	27.0	11.9
5. Agree	21.7	18.9	24.3	22.5	21.6	19.9	19.5	24.1	22.2	20.7	23.7	18.9	19.6	20.7	30.6	31.1
<i>Item 10060 Subject F01</i>	<i>N 2510</i>	<i>1143</i>	<i>1215</i>	<i>1697</i>	<i>266</i>	<i>533</i>	<i>651</i>	<i>861</i>	<i>465</i>	<i>1849</i>	<i>491</i>	<i>1187</i>	<i>510</i>	<i>250</i>	<i>448</i>	<i>38</i>
A06K: Within the next 25 years, engineers and scientists will probably have invented devices that will solve our pollution problems																
1. Disagree	7.6	8.2	5.8	8.0	7.0	7.1	6.4	8.5	8.1	6.7	10.8	7.0	5.5	6.6	9.5	26.3
2. Mostly disagree	14.1	14.0	14.2	15.4	9.7	15.1	13.4	13.6	15.1	15.4	10.0	14.1	15.3	12.0	15.9	13.1
3. Neither	27.0	25.7	29.3	28.8	23.8	28.4	27.4	27.2	24.4	26.7	28.9	28.3	23.3	29.6	27.2	20.4
4. Mostly agree	35.7	36.3	35.7	36.5	29.2	34.6	38.9	33.1	37.2	36.6	33.5	35.8	37.1	38.1	34.5	21.0
5. Agree	15.6	15.8	15.0	11.3	30.3	14.8	13.9	17.6	15.1	14.7	16.8	14.9	18.9	13.7	12.9	19.2
<i>Item 10070 Subject F04</i>	<i>N 2511</i>	<i>1143</i>	<i>1213</i>	<i>1696</i>	<i>265</i>	<i>533</i>	<i>654</i>	<i>859</i>	<i>465</i>	<i>1850</i>	<i>491</i>	<i>1188</i>	<i>512</i>	<i>251</i>	<i>445</i>	<i>38</i>
A07: In your own actions—the things you buy and the things you do—how much of an effort do you make to conserve energy and protect the environment?																
1. None	14.8	16.5	12.8	14.8	15.0	14.0	16.4	15.2	12.9	13.0	20.4	10.9	16.7	14.3	20.7	40.9
2. A little	35.6	36.6	35.2	36.6	35.8	36.3	36.3	35.4	34.1	36.3	33.3	36.7	35.2	36.4	33.0	20.7
3. Some	41.3	39.3	43.6	40.6	43.7	41.2	39.8	41.2	43.8	42.3	39.1	44.0	39.5	42.9	39.1	28.5
4. Quite a bit	8.2	7.6	8.5	7.9	5.5	8.4	7.5	8.2	9.2	8.4	7.2	8.3	8.6	6.3	7.2	9.9
<i>Item 10080 Subject F04</i>	<i>N 2435</i>	<i>1103</i>	<i>1186</i>	<i>1663</i>	<i>254</i>	<i>514</i>	<i>636</i>	<i>837</i>	<i>447</i>	<i>1801</i>	<i>476</i>	<i>1150</i>	<i>491</i>	<i>248</i>	<i>433</i>	<i>38</i>
The next questions are about work.																
A08: Different people may look for different things in their work. Below is a list of some of these things. Please read each one, then indicate how important this thing is for you.																
A08A: A job where you can see the results of what you do																
1. Not important	2.8	3.3	2.0	3.0	2.9	3.9	3.4	2.0	2.2	1.9	4.7	2.2	2.5	4.8	2.5	11.7
2. A little important	10.2	10.6	10.0	11.1	8.0	9.4	13.3	8.0	11.1	9.5	12.7	9.5	10.4	7.2	13.5	14.7
3. Pretty important	39.9	41.3	39.2	41.2	35.1	40.7	37.7	40.1	42.0	40.7	38.7	42.9	41.8	36.7	33.8	35.1
4. Very important	47.0	44.7	48.8	44.7	54.0	46.0	45.7	49.9	44.7	47.9	43.8	45.4	45.4	51.3	50.2	38.5
<i>Item 10090 Subject C04</i>	<i>N 2505</i>	<i>1142</i>	<i>1207</i>	<i>1694</i>	<i>267</i>	<i>533</i>	<i>651</i>	<i>859</i>	<i>462</i>	<i>1846</i>	<i>486</i>	<i>1184</i>	<i>509</i>	<i>249</i>	<i>444</i>	<i>38</i>

MONITORING THE FUTURE

QUESTIONNAIRE FORM 4 2004	TOTAL	SEX		RACE		REGION				COLLEGE PLANS?		ILLICIT DRUG USE: LIFETIME				
		M	F	White	Black	NE	NC	S	W	Yes	No	None	Mari- juana Only	Few Pills	More Pills	Any Her- oin
<i>N (Weighted No. of Cases):</i>	2539	1154	1220	1708	268	538	662	869	470	1859	493	1194	514	252	449	38
<i>% of Weighted Total:</i>	100.0	45.4	48.0	67.3	10.6	21.2	26.1	34.2	18.5	73.2	19.4	47.0	20.3	9.9	17.7	1.5
A08B: A job that has high status and prestige																
1. Not important	9.9	8.7	11.1	11.1	5.0	10.5	10.4	8.9	10.2	9.4	12.1	10.4	8.4	11.6	9.1	19.6
2. A little important	27.1	24.5	29.3	29.8	15.6	27.5	30.5	23.2	28.9	27.5	26.7	28.4	23.5	33.5	24.0	31.6
3. Pretty important	36.8	37.4	36.7	36.6	40.6	35.7	33.7	40.5	35.4	35.9	39.8	37.4	35.8	31.0	40.3	20.3
4. Very important	26.3	29.5	23.0	22.5	38.8	26.3	25.3	27.5	25.5	27.1	21.4	23.8	32.3	23.9	26.6	28.5
<i>Item 10100 Subject C04</i>	<i>N</i> 2502	1141	1206	1694	265	533	649	858	461	1844	485	1183	508	250	444	38
A08C: A job which is interesting to do																
1. Not important	1.6	2.8	0.4	1.2	2.5	2.5	1.5	1.7	0.3	0.9	3.7	1.1	2.7	-	1.7	11.7
2. A little important	2.1	2.4	1.4	1.5	1.8	1.1	2.9	2.1	2.5	1.3	4.5	2.3	2.0	2.3	1.1	4.4
3. Pretty important	15.3	17.3	13.6	14.9	17.0	13.8	15.7	15.9	15.4	14.9	16.3	14.7	16.1	14.5	15.5	20.9
4. Very important	81.0	77.5	84.6	82.4	78.7	82.6	80.0	80.4	81.7	82.8	75.5	81.9	79.1	83.2	81.7	62.9
<i>Item 10110 Subject C04</i>	<i>N</i> 2493	1137	1201	1691	262	530	648	855	460	1836	484	1178	506	248	444	38
A08D: A job where the chances for advancement and promotion are good																
1. Not important	2.4	2.6	1.6	2.1	1.5	2.5	1.7	2.9	2.3	1.8	4.0	2.3	2.6	0.2	2.7	9.7
2. A little important	9.6	7.3	11.5	9.9	6.9	9.3	11.5	8.5	9.3	10.2	7.5	10.8	7.5	11.4	7.2	10.0
3. Pretty important	32.1	31.2	33.2	35.2	21.7	32.0	33.5	30.6	33.2	32.8	30.5	35.1	28.1	29.9	30.6	35.3
4. Very important	55.9	59.0	53.7	52.8	70.0	56.1	53.3	58.0	55.2	55.1	58.0	51.8	61.7	58.4	59.5	45.0
<i>Item 10120 Subject C04</i>	<i>N</i> 2504	1142	1207	1692	267	534	651	857	462	1848	485	1184	509	250	443	38
A08E: A job that gives you an opportunity to be directly helpful to others																
1. Not important	4.9	7.2	2.3	5.5	1.9	6.5	5.0	4.2	4.3	4.4	6.6	3.9	4.7	5.0	6.2	22.4
2. A little important	16.9	22.1	11.5	17.4	16.5	16.2	17.8	14.7	20.3	15.9	19.5	16.6	16.3	15.2	17.8	35.0
3. Pretty important	33.8	36.2	31.4	33.8	36.7	36.9	34.5	32.5	31.4	33.9	32.0	32.7	37.9	31.7	33.3	18.1
4. Very important	44.5	34.6	54.8	43.3	44.9	40.5	42.7	48.6	44.0	45.8	41.9	46.7	41.1	48.1	42.8	24.6
<i>Item 10130 Subject C04, O01</i>	<i>N</i> 2495	1137	1203	1684	267	533	650	851	461	1842	481	1180	508	248	442	38
A08F: A job which provides you with a chance to earn a good deal of money																
1. Not important	2.9	3.1	2.7	3.0	1.9	3.5	3.1	2.2	3.2	2.8	2.8	3.1	2.8	1.6	2.6	9.7
2. A little important	11.2	8.8	13.2	13.4	2.0	10.4	13.9	9.3	11.6	12.3	7.2	13.1	7.3	12.3	8.7	12.8
3. Pretty important	31.3	29.2	33.7	33.3	20.9	32.8	34.2	29.4	29.0	34.2	23.6	35.6	26.9	27.4	30.6	19.2
4. Very important	54.6	58.9	50.5	50.3	75.1	53.3	48.8	59.1	56.2	50.7	66.3	48.2	63.0	58.7	58.1	58.3
<i>Item 10140 Subject C04, F01</i>	<i>N</i> 2503	1141	1207	1690	267	534	651	856	462	1846	485	1185	509	249	442	38
A08G: A job where you have the chance to be creative																
1. Not important	5.6	6.7	4.4	5.6	6.2	6.6	5.3	6.0	3.9	5.0	7.1	5.4	6.9	4.8	4.5	14.4
2. A little important	20.9	20.7	21.1	21.9	19.5	18.8	23.1	21.4	19.4	20.0	24.7	20.8	21.7	21.5	21.2	12.6
3. Pretty important	33.5	32.7	34.6	33.4	35.2	35.1	31.1	33.5	35.0	34.8	29.5	34.3	32.9	30.8	35.2	24.8
4. Very important	40.0	39.9	39.9	39.1	39.1	39.5	40.5	39.1	41.7	40.1	38.7	39.6	38.6	42.9	39.1	48.2
<i>Item 10150 Subject C04</i>	<i>N</i> 2496	1138	1204	1687	266	533	648	853	462	1844	481	1183	507	249	443	38
A08H: A job where the skills you learn will not go out of date																
1. Not important	5.1	5.4	4.4	5.3	6.3	6.6	5.5	4.7	3.4	5.3	3.7	5.4	5.2	4.4	4.3	9.7
2. A little important	15.4	14.3	15.8	16.1	12.4	12.0	20.3	13.1	16.7	15.9	13.3	15.4	14.4	15.4	15.2	17.8
3. Pretty important	35.1	35.5	34.8	36.2	25.5	36.2	34.5	33.3	38.0	35.8	35.4	37.4	34.0	37.6	30.3	35.4
4. Very important	44.4	44.8	45.0	42.4	55.7	45.2	39.8	48.8	41.8	42.9	47.6	41.8	46.5	42.6	50.2	37.1
<i>Item 10160 Subject C04</i>	<i>N</i> 2497	1139	1204	1688	267	533	650	855	458	1844	483	1184	507	249	443	38
A08I: A job that gives you a chance to make friends																
1. Not important	5.7	7.5	3.5	4.4	10.5	6.0	5.3	5.8	5.7	5.3	6.2	5.2	8.1	2.5	4.9	19.5
2. A little important	18.1	20.0	16.1	16.9	26.0	21.0	19.6	16.3	16.2	18.3	16.1	18.7	16.5	19.7	17.6	22.5
3. Pretty important	34.7	35.3	34.8	35.3	32.3	33.1	33.4	35.3	37.3	34.6	35.7	33.5	36.8	35.5	35.5	31.1
4. Very important	41.4	37.1	45.6	43.3	31.3	39.9	41.6	42.6	40.8	41.7	41.9	42.5	38.6	42.3	42.0	26.9
<i>Item 10170 Subject C04, M04</i>	<i>N</i> 2493	1138	1203	1689	264	531	649	853	460	1841	482	1181	505	249	442	38

DESCRIPTIVE RESULTS: 2004

167

QUESTIONNAIRE FORM 4 2004	TOTAL	SEX		RACE		REGION				COLLEGE PLANS?		ILLICIT DRUG USE: LIFETIME					
		M	F	White	Black	NE	NC	S	W	Yes	No	None	Mari- juana Only	Few Pills	More Pills	Any Her- oin	
<i>N (Weighted No. of Cases):</i>	2539	1154	1220	1708	268	538	662	869	470	1859	493	1194	514	252	449	38	
<i>% of Weighted Total:</i>	100.0	45.4	48.0	67.3	10.6	21.2	26.1	34.2	18.5	73.2	19.4	47.0	20.3	9.9	17.7	1.5	
A08J: A job which uses your skills and abilities—lets you do the things you can do best																	
1. Not important	1.3	2.1	0.4	0.9	2.0	2.0	0.9	1.8	0.2	0.9	2.4	1.0	1.4	0.3	1.4	11.8	
2. A little important	5.8	5.7	5.1	5.6	6.8	4.0	8.2	5.7	4.9	5.0	9.1	4.6	6.4	7.2	5.7	17.3	
3. Pretty important	27.8	29.8	26.2	28.5	24.2	26.5	28.8	26.8	29.8	29.3	23.3	26.5	34.8	27.5	24.6	28.7	
4. Very important	65.1	62.4	68.3	65.0	67.0	67.6	62.1	65.7	65.1	64.8	65.2	67.8	57.4	65.0	68.4	42.2	
<i>Item 10180 Subject C04</i>	<i>N</i>	<i>2501</i>	<i>1140</i>	<i>1207</i>	<i>1690</i>	<i>267</i>	<i>534</i>	<i>649</i>	<i>858</i>	<i>460</i>	<i>1847</i>	<i>484</i>	<i>1185</i>	<i>507</i>	<i>250</i>	<i>443</i>	<i>38</i>
A08K: A job that is worthwhile to society																	
1. Not important	5.3	7.6	2.9	5.1	3.9	7.0	4.7	4.6	5.5	4.8	7.0	4.1	7.3	4.8	5.6	13.9	
2. A little important	17.9	21.0	14.1	18.7	19.1	18.8	16.9	17.3	19.3	16.5	23.8	17.0	17.5	16.3	20.3	33.2	
3. Pretty important	37.1	36.9	38.0	36.2	39.1	35.7	35.7	37.4	40.0	38.2	32.6	38.1	35.5	41.7	37.2	15.2	
4. Very important	39.8	34.5	44.9	39.9	37.8	38.5	42.8	40.7	35.3	40.5	36.6	40.8	39.7	37.3	36.9	37.7	
<i>Item 10190 Subject C04, O01</i>	<i>N</i>	<i>2470</i>	<i>1130</i>	<i>1190</i>	<i>1673</i>	<i>264</i>	<i>530</i>	<i>638</i>	<i>845</i>	<i>457</i>	<i>1823</i>	<i>478</i>	<i>1172</i>	<i>502</i>	<i>243</i>	<i>437</i>	<i>38</i>
A08L: A job where you have more than two weeks vacation																	
1. Not important	10.7	9.4	12.0	10.9	11.6	12.3	9.9	11.1	9.1	10.5	11.6	11.0	12.6	8.2	8.7	13.5	
2. A little important	29.9	25.8	34.3	31.7	25.5	28.9	32.4	28.6	30.0	30.4	29.7	32.5	24.7	30.1	30.4	32.4	
3. Pretty important	29.0	29.9	28.4	28.9	32.4	30.2	27.7	30.2	27.1	29.9	24.5	29.7	28.4	31.0	28.5	16.3	
4. Very important	30.5	34.8	25.3	28.4	30.5	28.6	30.0	30.1	33.8	29.2	34.1	26.8	34.3	30.7	32.4	37.9	
<i>Item 10200 Subject C04</i>	<i>N</i>	<i>2492</i>	<i>1136</i>	<i>1201</i>	<i>1684</i>	<i>266</i>	<i>534</i>	<i>644</i>	<i>852</i>	<i>461</i>	<i>1840</i>	<i>484</i>	<i>1183</i>	<i>501</i>	<i>250</i>	<i>442</i>	<i>38</i>
A08M: A job where you get a chance to participate in decision making																	
1. Not important	4.2	5.1	3.3	3.9	3.5	5.3	3.3	4.2	4.3	3.3	7.9	4.3	4.5	2.0	3.7	14.8	
2. A little important	20.8	19.6	21.9	22.2	16.1	19.4	23.7	20.1	19.8	19.4	26.3	21.2	19.3	20.6	21.9	19.5	
3. Pretty important	43.1	43.2	43.6	45.0	35.7	45.0	43.3	41.3	44.0	44.6	38.4	44.7	39.7	48.5	41.6	37.3	
4. Very important	31.8	32.2	31.2	28.9	44.7	30.2	29.7	34.5	31.9	32.7	27.5	29.8	36.5	29.0	32.8	28.4	
<i>Item 10210 Subject C04</i>	<i>N</i>	<i>2498</i>	<i>1141</i>	<i>1203</i>	<i>1687</i>	<i>267</i>	<i>533</i>	<i>649</i>	<i>855</i>	<i>461</i>	<i>1843</i>	<i>485</i>	<i>1183</i>	<i>507</i>	<i>249</i>	<i>443</i>	<i>38</i>
A08N: A job which leaves a lot of time for other things in your life																	
1. Not important	2.7	3.5	1.9	2.0	5.2	2.7	2.8	2.7	2.4	2.3	3.6	2.5	3.1	0.5	2.9	13.7	
2. A little important	13.9	12.2	15.2	14.0	12.1	12.7	14.7	14.4	13.3	14.6	11.8	14.3	13.6	14.1	12.2	18.5	
3. Pretty important	37.6	36.3	39.2	39.5	36.1	39.3	38.3	36.2	37.3	39.2	32.4	38.5	35.3	38.3	40.8	17.2	
4. Very important	45.8	48.0	43.7	44.5	46.6	45.4	44.2	46.7	47.0	43.8	52.1	44.7	48.0	47.2	44.1	50.6	
<i>Item 10220 Subject C04</i>	<i>N</i>	<i>2493</i>	<i>1137</i>	<i>1203</i>	<i>1686</i>	<i>265</i>	<i>533</i>	<i>646</i>	<i>855</i>	<i>459</i>	<i>1840</i>	<i>485</i>	<i>1180</i>	<i>508</i>	<i>247</i>	<i>443</i>	<i>37</i>
A08O: A job which allows you to establish roots in a community and not have to move from place to place																	
1. Not important	8.4	9.4	7.4	8.1	6.7	8.8	8.4	7.3	10.2	8.6	7.8	7.7	7.9	10.0	8.1	27.6	
2. A little important	17.5	18.6	16.6	17.0	22.3	20.0	18.3	16.7	14.9	18.4	14.2	17.6	19.8	13.5	16.5	17.4	
3. Pretty important	34.4	33.6	35.3	35.8	29.9	34.1	32.1	34.5	37.6	34.3	34.5	34.8	32.7	35.4	36.0	31.6	
4. Very important	39.7	38.4	40.7	39.1	41.1	37.1	41.3	41.5	37.3	38.7	43.5	39.9	39.6	41.1	39.4	23.5	
<i>Item 10230 Subject C04</i>	<i>N</i>	<i>2499</i>	<i>1140</i>	<i>1205</i>	<i>1689</i>	<i>267</i>	<i>533</i>	<i>649</i>	<i>857</i>	<i>460</i>	<i>1846</i>	<i>484</i>	<i>1185</i>	<i>507</i>	<i>249</i>	<i>442</i>	<i>38</i>
A08P: A job which leaves you mostly free of supervision by others																	
1. Not important	7.8	7.9	7.8	7.8	9.2	8.5	8.7	8.2	4.8	7.8	7.1	8.2	8.6	5.8	6.8	12.4	
2. A little important	29.4	25.8	32.8	30.4	26.1	31.0	26.1	29.1	32.6	31.1	25.4	33.8	28.0	28.0	20.8	33.6	
3. Pretty important	34.9	34.4	35.9	35.5	33.5	35.8	40.1	31.1	33.7	35.4	34.4	34.2	35.7	31.7	39.7	24.3	
4. Very important	27.9	31.9	23.4	26.3	31.2	24.7	25.0	31.6	28.8	25.7	33.1	23.8	27.7	34.5	32.7	29.7	
<i>Item 10240 Subject C04</i>	<i>N</i>	<i>2490</i>	<i>1135</i>	<i>1205</i>	<i>1683</i>	<i>267</i>	<i>529</i>	<i>647</i>	<i>854</i>	<i>459</i>	<i>1843</i>	<i>480</i>	<i>1184</i>	<i>508</i>	<i>249</i>	<i>439</i>	<i>38</i>
A08Q: A job that offers a reasonably predictable, secure future																	
1. Not important	2.6	3.0	1.8	2.7	2.6	4.3	2.4	1.5	2.7	1.8	4.9	2.4	2.0	1.1	3.3	7.7	
2. A little important	8.7	8.5	8.3	9.2	5.1	9.5	11.2	5.8	9.6	8.9	7.6	9.0	7.7	5.8	8.4	22.8	
3. Pretty important	35.5	37.0	34.5	38.4	26.0	37.0	34.8	34.5	36.8	37.4	31.0	35.9	34.3	38.5	36.0	30.3	
4. Very important	53.2	51.5	55.4	49.7	66.2	49.2	51.6	58.2	50.9	51.8	56.5	52.7	56.1	54.7	52.3	39.3	
<i>Item 10250 Subject C04</i>	<i>N</i>	<i>2486</i>	<i>1130</i>	<i>1205</i>	<i>1690</i>	<i>260</i>	<i>534</i>	<i>647</i>	<i>851</i>	<i>453</i>	<i>1836</i>	<i>484</i>	<i>1176</i>	<i>505</i>	<i>249</i>	<i>443</i>	<i>37</i>

MONITORING THE FUTURE

QUESTIONNAIRE FORM 4 2004	TOTAL	SEX		RACE		REGION				COLLEGE PLANS?		ILLCIT DRUG USE: LIFETIME				
		M	F	White	Black	NE	NC	S	W	Yes	No	None	Mari- juana Only	Few Pills	More Pills	Any Her- oin
<i>N (Weighted No. of Cases):</i>	2539	1154	1220	1708	268	538	662	869	470	1859	493	1194	514	252	449	38
<i>% of Weighted Total:</i>	100.0	45.4	48.0	67.3	10.6	21.2	26.1	34.2	18.5	73.2	19.4	47.0	20.3	9.9	17.7	1.5
A08R: A job where you can learn new things, learn new skills																
1. Not important	3.0	3.6	2.3	3.6	1.3	4.3	2.4	3.1	1.8	2.6	4.0	3.0	2.3	1.6	2.7	15.2
2. A little important	15.5	15.6	14.9	17.6	8.1	15.6	19.6	14.1	12.4	15.6	14.9	15.9	13.4	16.6	16.0	24.9
3. Pretty important	42.2	42.6	43.0	44.6	36.5	41.6	42.3	41.9	43.6	43.8	38.8	42.9	42.6	48.3	40.0	27.2
4. Very important	39.3	38.3	39.8	34.2	54.1	38.5	35.7	40.9	42.2	38.0	42.3	38.2	41.6	33.5	41.3	32.7
<i>Item 10260 Subject B02, C04</i>	<i>N</i> 2484	1131	1202	1688	261	532	646	851	455	1836	482	1177	507	246	443	37
A08S: A job where you do not have to pretend to be a type of person that you are not																
1. Not important	6.0	7.5	4.0	5.5	9.4	8.2	4.9	5.5	5.7	4.8	10.0	5.7	7.4	3.8	5.9	7.7
2. A little important	7.0	9.0	5.4	6.8	3.8	7.1	8.6	6.3	6.0	6.7	7.2	6.9	6.6	4.3	7.7	13.7
3. Pretty important	21.2	25.0	17.5	21.7	17.5	19.6	23.8	20.4	21.1	21.6	20.3	20.8	22.5	20.2	22.8	20.5
4. Very important	65.8	58.5	73.1	66.0	69.3	65.0	62.7	67.9	67.2	66.9	62.5	66.6	63.5	71.7	63.7	58.0
<i>Item 10270 Subject C04</i>	<i>N</i> 2482	1127	1204	1688	261	533	645	851	453	1834	482	1176	505	248	441	36
A08T: A job that most people look up to and respect																
1. Not important	6.0	7.8	4.3	6.0	6.3	6.2	5.8	6.1	5.6	4.8	8.5	6.0	6.2	2.6	6.9	10.0
2. A little important	16.3	17.6	15.3	18.4	10.3	16.2	19.4	13.5	17.3	16.1	17.7	17.0	14.8	16.2	16.8	15.8
3. Pretty important	34.0	33.7	34.8	35.5	26.8	38.4	32.5	33.5	31.7	35.7	29.7	34.8	33.1	37.6	33.6	23.6
4. Very important	43.8	40.8	45.7	40.2	56.6	39.1	42.3	46.9	45.4	43.3	44.2	42.2	46.0	43.6	42.7	50.6
<i>Item 10280 Subject C04</i>	<i>N</i> 2480	1128	1203	1686	263	530	644	849	457	1834	483	1175	503	248	442	37
A08U: A job that permits contact with a lot of people																
1. Not important	10.9	12.2	9.3	10.4	16.8	11.1	9.1	11.4	12.5	9.8	13.5	10.5	10.6	11.0	10.9	14.2
2. A little important	24.3	28.1	20.4	24.1	29.4	20.6	28.3	25.7	20.1	23.7	27.9	25.7	25.5	18.0	24.0	20.2
3. Pretty important	35.0	33.7	36.9	36.0	26.7	40.0	30.0	35.2	35.8	36.5	29.7	36.6	33.9	39.0	31.2	27.3
4. Very important	29.8	26.0	33.4	29.5	27.1	28.3	32.6	27.7	31.6	30.0	28.8	27.2	30.0	32.0	33.9	38.3
<i>Item 10290 Subject C04, M05</i>	<i>N</i> 2477	1127	1200	1688	260	532	643	847	455	1832	480	1172	502	248	443	36
A08V: A job with an easy pace that lets you work slowly																
1. Not important	21.3	19.6	23.6	23.5	22.6	23.3	20.6	21.0	20.3	22.6	16.9	21.6	20.4	21.8	21.9	26.2
2. A little important	37.3	32.4	41.7	40.1	27.7	38.6	41.6	34.2	35.2	39.6	31.3	37.5	35.2	37.5	41.0	28.0
3. Pretty important	26.1	29.4	23.2	23.4	31.0	23.7	23.4	27.6	29.6	24.8	30.7	26.0	28.7	25.7	23.9	21.3
4. Very important	15.4	18.6	11.5	13.0	18.8	14.4	14.3	17.1	14.9	13.1	21.1	14.9	15.8	15.0	13.2	24.4
<i>Item 10300 Subject C04</i>	<i>N</i> 2476	1125	1202	1686	259	533	642	847	454	1833	481	1176	501	248	442	37
A08W: A job where most problems are quite difficult and challenging																
1. Not important	21.6	18.5	24.6	22.2	25.7	23.3	21.9	22.7	17.1	21.1	24.1	19.3	26.7	20.3	22.3	28.9
2. A little important	40.3	38.9	42.5	42.4	34.0	41.9	41.2	39.2	39.2	40.0	42.5	42.5	34.0	42.1	42.4	36.2
3. Pretty important	25.7	27.8	23.8	24.6	21.8	24.2	24.9	24.9	30.1	27.4	21.3	26.5	26.6	25.9	24.3	14.0
4. Very important	12.4	14.8	9.2	10.8	18.6	10.6	12.0	13.3	13.6	11.6	12.1	11.8	12.8	11.6	10.9	20.9
<i>Item 10310 Subject C04</i>	<i>N</i> 2478	1127	1202	1685	263	531	644	849	454	1835	481	1172	506	248	440	37

QUESTIONNAIRE FORM 4 2004	TOTAL	SEX		RACE		REGION				COLLEGE PLANS?		ILLICIT DRUG USE: LIFETIME					
		M	F	White	Black	NE	NC	S	W	Yes	No	None	Mari- juana Only	Few Pills	More Pills	Any Her- oin	
<i>N (Weighted No. of Cases):</i>	2539	1154	1220	1708	268	538	662	869	470	1859	493	1194	514	252	449	38	
<i>% of Weighted Total:</i>	100.0	45.4	48.0	67.3	10.6	21.2	26.1	34.2	18.5	73.2	19.4	47.0	20.3	9.9	17.7	1.5	
A09: What kind of work do you think you will be doing when you are 30 years old? Mark the one that comes closest to what you expect to be doing.																	
01. Laborer (car washer, sanitary worker, farm laborer)	0.6	1.0	0.2	0.5	1.1	0.7	0.7	0.5	0.7	0.2	2.0	0.3	0.7	0.7	1.1	5.6	
02. Service worker (cook, waiter, barber, janitor, gas station attendant, practical nurse, beautician)	2.4	0.7	3.6	2.4	3.7	1.7	3.0	2.7	1.5	1.2	6.6	1.8	2.8	1.2	3.7	3.1	
03. Operative or semi-skilled worker (garage worker, taxicab, bus or truck driver, assembly line worker, welder)	0.9	1.7	0.2	0.9	1.5	0.6	0.6	1.5	0.5	0.3	3.0	1.1	0.2	0.4	0.3	1.9	
04. Sales clerk in a retail store or by phone (phone sales, department store clerk, drug store clerk)	0.5	0.4	0.5	0.4	0.7	0.7	0.8	0.2	0.2	0.5	0.6	0.4	1.0	-	0.3	-	
05. Clerical or office worker (bank teller, bookkeeper, secretary, postal clerk or carrier, keyboard operator)	1.6	1.3	2.0	1.4	2.4	1.3	1.5	2.1	1.2	1.2	2.4	2.1	1.4	1.0	1.0	-	
06. Protective service (police officer, firefighter, detective)	4.9	7.6	2.3	5.0	5.6	3.8	5.0	4.5	6.8	4.3	7.1	3.7	6.2	5.3	7.1	1.9	
07. Military service	2.7	4.3	1.0	2.5	3.5	3.2	2.1	3.5	1.7	1.5	6.6	2.6	2.4	1.8	3.6	1.8	
08. Craftsman or skilled worker (carpenter, electrician, brick layer, mechanic, machinist, tool and die maker, telephone installer)	6.2	11.2	0.8	6.2	7.0	5.1	6.4	7.8	4.3	2.7	18.2	4.2	9.3	6.1	6.2	13.8	
09. Farm owner, farm manager	0.8	1.3	0.4	0.9	-	-	1.0	1.4	0.2	0.7	1.2	1.3	-	0.6	0.4	-	
10. Owner of small business (restaurant owner, shop owner)	7.9	8.8	7.0	7.2	13.0	8.8	7.7	8.1	7.0	7.6	8.8	6.3	9.9	8.7	9.9	2.1	
11. Sales representative (insurance agent, real estate broker, bond salesman)	1.5	2.4	0.9	1.5	0.9	1.9	0.8	1.0	3.1	1.8	0.6	1.4	2.7	1.2	1.0	-	
12. Manager or administrator (office manager, sales manager, school administrator, government official)	4.6	5.6	4.1	4.8	3.0	5.9	5.9	2.9	4.5	5.3	1.7	4.8	4.6	4.7	4.3	2.3	
13. Professional without doctoral degree (registered nurse, librarian, engineer, architect, social worker, accountant, actor, artist, musician, teacher, pilot, computer programmer or analyst)	37.0	29.1	45.2	37.9	37.2	33.8	43.3	35.5	34.5	40.7	26.2	39.5	36.3	39.4	32.5	28.8	
14. Professional with doctoral degree or equivalent (lawyer, physician, dentist, scientist, college professor)	19.9	15.7	23.8	19.2	16.3	20.5	14.7	21.6	23.6	24.4	4.5	22.3	16.4	19.1	19.2	18.6	
15. Full-time homemaker	0.8	0.2	1.5	0.9	0.3	1.4	1.0	0.4	0.8	0.9	0.8	1.2	0.3	1.1	0.3	2.0	
16. Don't know—GO TO Q.A13	7.6	8.7	6.6	8.4	4.1	10.7	5.4	6.2	9.5	6.8	9.7	6.9	5.9	8.7	9.1	18.1	
<i>Item 10320 Subject C03</i>	<i>N</i>	<i>2391</i>	<i>1084</i>	<i>1168</i>	<i>1648</i>	<i>251</i>	<i>501</i>	<i>625</i>	<i>821</i>	<i>443</i>	<i>1784</i>	<i>460</i>	<i>1128</i>	<i>493</i>	<i>242</i>	<i>425</i>	<i>37</i>
A10: How likely do you think it is that you will actually get to do this kind of work?																	
1. Not very likely	1.5	2.4	0.7	1.3	2.1	0.9	2.0	1.5	1.6	1.4	1.4	1.1	1.6	1.4	1.8	14.2	
2. Somewhat likely	8.7	7.7	8.4	7.4	10.5	9.4	9.2	8.3	7.9	8.3	8.7	9.3	9.4	7.8	6.8	17.0	
3. Fairly likely	20.7	24.0	17.6	19.9	19.8	21.3	19.2	19.2	25.1	20.5	20.3	21.4	18.7	25.0	16.7	22.1	
4. Very likely	41.0	39.1	43.9	43.8	35.3	39.6	40.9	41.8	41.1	44.2	32.0	40.7	40.2	42.5	44.9	29.0	
5. Certain	22.6	19.2	25.7	21.8	28.3	23.3	23.2	22.6	20.7	21.9	24.3	24.0	23.1	14.8	22.8	13.2	
6. I already do this kind of work	5.5	7.5	3.8	5.8	4.0	5.6	5.6	6.5	3.6	3.7	13.4	3.6	6.9	8.5	6.9	4.5	
<i>Item 10330 Subject C03</i>	<i>N</i>	<i>2266</i>	<i>1018</i>	<i>1115</i>	<i>1528</i>	<i>253</i>	<i>462</i>	<i>608</i>	<i>789</i>	<i>407</i>	<i>1699</i>	<i>424</i>	<i>1084</i>	<i>472</i>	<i>226</i>	<i>392</i>	<i>30</i>
A11: How certain are you that this kind of work is a good choice for you?																	
1. Not at all certain	2.1	3.0	1.2	1.9	1.5	2.6	1.2	2.4	2.5	1.8	1.0	2.1	1.6	1.3	2.9	4.9	
2. Somewhat certain	8.6	8.9	7.6	8.7	7.4	8.8	10.6	8.0	6.6	7.9	9.1	9.0	9.4	5.8	6.5	15.4	
3. Fairly certain	24.2	23.4	24.8	24.8	23.0	27.2	21.4	20.7	31.9	25.5	21.5	24.4	25.9	22.7	23.3	20.6	
4. Very certain	39.8	38.0	42.0	39.7	37.4	36.7	41.5	40.4	39.5	40.1	40.4	39.7	39.6	40.7	40.0	29.4	
5. Completely certain	25.2	26.8	24.4	24.9	30.8	24.7	25.3	28.5	19.3	24.7	28.0	24.8	23.6	29.5	27.2	29.7	
<i>Item 10340 Subject C03</i>	<i>N</i>	<i>2271</i>	<i>1021</i>	<i>1118</i>	<i>1533</i>	<i>253</i>	<i>465</i>	<i>608</i>	<i>790</i>	<i>408</i>	<i>1703</i>	<i>426</i>	<i>1085</i>	<i>474</i>	<i>227</i>	<i>394</i>	<i>30</i>
A12: How satisfying do you think this kind of work will be for you?																	
1. Not very satisfying	0.8	1.5	0.3	0.7	1.0	0.2	0.7	1.6	0.2	0.2	2.2	0.9	0.1	-	1.4	4.7	
2. Somewhat satisfying	5.7	5.5	5.1	4.9	6.4	6.7	5.7	5.2	5.3	4.8	5.8	6.3	4.1	5.2	4.7	14.2	
3. Quite satisfying	19.6	21.2	17.8	18.5	21.1	19.9	20.4	18.6	19.9	20.2	19.3	18.9	23.5	21.5	14.6	17.3	
4. Very satisfying	38.5	37.1	40.1	40.1	33.4	38.2	38.1	37.9	40.3	39.2	37.6	39.0	40.3	33.7	39.9	26.9	
5. Extremely satisfying	35.5	34.8	36.8	35.8	38.0	35.1	35.0	36.7	34.4	35.6	35.1	34.9	32.0	39.6	39.4	36.9	
<i>Item 10350 Subject C03, P02</i>	<i>N</i>	<i>2270</i>	<i>1020</i>	<i>1116</i>	<i>1529</i>	<i>254</i>	<i>466</i>	<i>609</i>	<i>787</i>	<i>407</i>	<i>1699</i>	<i>426</i>	<i>1081</i>	<i>474</i>	<i>227</i>	<i>394</i>	<i>30</i>

QUESTIONNAIRE FORM 4 2004	TOTAL	SEX		RACE		REGION				COLLEGE PLANS?		ILLICIT DRUG USE: LIFETIME					
		M	F	White	Black	NE	NC	S	W	Yes	No	None	Mari- juana Only	Few Pills	More Pills	Any Her- oin	
<i>N (Weighted No. of Cases):</i>	2539	1154	1220	1708	268	538	662	869	470	1859	493	1194	514	252	449	38	
<i>% of Weighted Total:</i>	100.0	45.4	48.0	67.3	10.6	21.2	26.1	34.2	18.5	73.2	19.4	47.0	20.3	9.9	17.7	1.5	
A13: To what extent do you think the things listed below will prevent you from getting the kind of work you would like to have?																	
A13A: Your religion																	
1. Not at all	86.9	84.9	89.1	89.1	81.8	89.9	89.5	83.2	86.6	88.0	85.1	85.2	89.5	92.9	86.9	78.5	
2. Somewhat	6.8	7.0	6.6	6.1	8.9	5.1	5.6	7.8	8.9	6.9	6.2	7.5	6.3	5.1	7.1	6.3	
3. A lot	2.5	3.1	1.6	2.1	3.1	2.3	1.3	4.3	1.1	2.1	3.1	3.3	1.7	0.9	1.1	4.0	
8. Don't know	3.8	5.0	2.6	2.6	6.2	2.7	3.6	4.7	3.4	3.1	5.6	4.0	2.5	1.1	4.8	11.2	
<i>Item 10360 Subject C03, G</i>	<i>N</i>	<i>2446</i>	<i>1113</i>	<i>1193</i>	<i>1669</i>	<i>257</i>	<i>520</i>	<i>632</i>	<i>846</i>	<i>448</i>	<i>1817</i>	<i>472</i>	<i>1162</i>	<i>496</i>	<i>244</i>	<i>439</i>	<i>36</i>
A13B: Your sex																	
1. Not at all	74.2	82.6	66.3	74.1	69.9	70.5	74.6	75.6	75.4	72.7	79.3	75.0	75.4	71.7	71.8	71.0	
2. Somewhat	18.7	10.2	27.3	20.3	16.8	23.5	18.4	16.1	18.3	21.5	10.8	18.1	18.9	23.9	19.1	15.7	
3. A lot	3.6	3.7	3.2	3.0	6.9	3.7	3.1	4.5	2.3	3.1	4.8	3.7	3.3	1.5	4.3	2.2	
8. Don't know	3.5	3.5	3.2	2.6	6.4	2.3	3.9	3.8	3.9	2.7	5.1	3.1	2.4	2.9	4.8	11.0	
<i>Item 10370 Subject C03, D06</i>	<i>N</i>	<i>2445</i>	<i>1113</i>	<i>1193</i>	<i>1667</i>	<i>257</i>	<i>520</i>	<i>632</i>	<i>846</i>	<i>448</i>	<i>1815</i>	<i>472</i>	<i>1162</i>	<i>496</i>	<i>244</i>	<i>438</i>	<i>36</i>
A13C: Your race																	
1. Not at all	77.8	75.6	81.3	88.6	39.8	81.4	82.9	73.4	74.9	78.4	78.6	77.9	76.4	83.7	77.6	71.8	
2. Somewhat	13.6	14.1	12.6	7.3	36.4	11.4	11.2	14.8	17.2	14.1	11.6	13.5	15.7	11.1	12.3	15.7	
3. A lot	5.1	6.8	3.0	2.4	17.5	4.3	3.0	7.4	4.6	4.9	5.5	4.7	6.5	2.4	5.9	4.1	
8. Don't know	3.5	3.5	3.0	1.7	6.3	2.9	2.9	4.4	3.3	2.6	4.3	3.8	1.4	2.8	4.2	8.4	
<i>Item 10380 Subject C03, N02</i>	<i>N</i>	<i>2446</i>	<i>1112</i>	<i>1194</i>	<i>1667</i>	<i>257</i>	<i>519</i>	<i>631</i>	<i>846</i>	<i>450</i>	<i>1817</i>	<i>471</i>	<i>1162</i>	<i>497</i>	<i>245</i>	<i>438</i>	<i>36</i>
A13D: Your family background																	
1. Not at all	82.7	82.1	84.0	87.6	72.5	85.2	82.5	80.8	83.8	83.1	84.1	83.0	82.9	87.6	80.6	73.7	
2. Somewhat	10.1	10.0	10.3	8.7	10.7	8.4	12.3	9.9	9.4	10.5	9.2	10.1	10.1	8.3	11.5	11.7	
3. A lot	3.2	3.0	2.7	1.6	6.4	2.9	2.2	4.4	2.9	3.1	2.4	2.8	4.1	0.9	3.3	6.1	
8. Don't know	4.0	4.9	3.1	2.1	10.4	3.6	3.0	5.0	3.9	3.3	4.3	4.2	2.9	3.2	4.7	8.5	
<i>Item 10390 Subject C03</i>	<i>N</i>	<i>2438</i>	<i>1109</i>	<i>1191</i>	<i>1665</i>	<i>254</i>	<i>519</i>	<i>632</i>	<i>839</i>	<i>448</i>	<i>1814</i>	<i>469</i>	<i>1162</i>	<i>494</i>	<i>244</i>	<i>437</i>	<i>36</i>
A13E: Your political views																	
1. Not at all	77.5	76.7	78.6	80.7	63.7	78.8	81.5	74.1	76.6	77.4	79.5	77.5	82.2	76.9	74.4	70.9	
2. Somewhat	13.1	13.6	12.5	12.4	20.3	15.2	9.9	14.5	12.5	13.9	9.3	13.0	11.4	17.1	13.5	15.8	
3. A lot	3.1	3.7	2.3	2.6	3.2	1.5	2.9	3.6	4.1	3.1	3.3	3.0	2.6	1.4	3.4	6.9	
8. Don't know	6.4	6.0	6.5	4.3	12.8	4.5	5.7	7.7	6.8	5.6	7.8	6.5	3.8	4.7	8.7	6.4	
<i>Item 10400 Subject C03, H01</i>	<i>N</i>	<i>2439</i>	<i>1112</i>	<i>1191</i>	<i>1666</i>	<i>257</i>	<i>519</i>	<i>632</i>	<i>843</i>	<i>445</i>	<i>1813</i>	<i>471</i>	<i>1160</i>	<i>495</i>	<i>244</i>	<i>438</i>	<i>36</i>
A13F: Your education																	
1. Not at all	43.2	41.6	45.2	43.2	48.3	46.7	39.8	44.2	41.7	45.8	35.4	46.5	38.4	42.1	42.2	31.7	
2. Somewhat	20.5	22.3	18.7	21.9	12.3	18.6	20.6	21.5	20.9	17.8	29.4	17.7	22.0	28.2	21.1	19.7	
3. A lot	33.5	32.3	34.2	33.0	34.6	32.6	37.1	31.0	34.1	34.2	31.1	33.1	36.7	28.7	34.4	32.4	
8. Don't know	2.8	3.7	1.9	2.0	4.8	2.1	2.6	3.2	3.2	2.3	4.1	2.6	2.9	0.9	2.3	16.1	
<i>Item 10410 Subject B09, C03</i>	<i>N</i>	<i>2444</i>	<i>1113</i>	<i>1193</i>	<i>1667</i>	<i>255</i>	<i>518</i>	<i>632</i>	<i>844</i>	<i>450</i>	<i>1814</i>	<i>473</i>	<i>1166</i>	<i>496</i>	<i>244</i>	<i>435</i>	<i>35</i>
A13G: Lack of vocational training																	
1. Not at all	49.3	51.6	47.8	52.0	41.9	51.2	51.6	49.0	44.4	50.3	48.7	50.2	48.8	45.7	51.0	39.4	
2. Somewhat	24.6	25.6	23.0	23.9	26.7	19.1	27.4	24.4	27.2	23.4	27.6	22.9	29.0	29.4	22.1	22.7	
3. A lot	15.1	13.9	16.0	14.3	18.1	14.8	12.7	16.4	16.6	14.5	15.3	15.8	13.8	13.6	15.8	8.2	
8. Don't know	11.0	8.9	13.2	9.7	13.4	14.9	8.3	10.2	11.7	11.7	8.4	11.0	8.4	11.2	11.0	29.7	
<i>Item 10420 Subject C03</i>	<i>N</i>	<i>2433</i>	<i>1108</i>	<i>1188</i>	<i>1662</i>	<i>257</i>	<i>514</i>	<i>631</i>	<i>841</i>	<i>446</i>	<i>1807</i>	<i>471</i>	<i>1156</i>	<i>494</i>	<i>244</i>	<i>437</i>	<i>36</i>
A13H: Lack of ability																	
1. Not at all	50.1	51.0	49.6	50.8	49.1	50.1	49.7	52.6	46.0	50.2	50.5	48.7	51.4	49.1	54.8	34.7	
2. Somewhat	17.3	17.5	16.9	17.6	15.7	15.6	17.8	17.7	17.6	17.2	17.5	18.2	18.0	20.6	11.3	14.1	
3. A lot	28.1	26.8	29.0	28.7	27.4	28.5	29.6	25.0	31.3	28.6	26.7	28.7	27.3	26.2	29.3	27.7	
8. Don't know	4.5	4.8	4.6	2.9	7.7	5.8	2.9	4.7	5.1	4.0	5.4	4.4	3.4	4.1	4.5	23.4	
<i>Item 10430 Subject C03</i>	<i>N</i>	<i>2437</i>	<i>1108</i>	<i>1190</i>	<i>1665</i>	<i>252</i>	<i>521</i>	<i>631</i>	<i>838</i>	<i>448</i>	<i>1808</i>	<i>470</i>	<i>1158</i>	<i>495</i>	<i>244</i>	<i>437</i>	<i>36</i>

DESCRIPTIVE RESULTS: 2004

171

QUESTIONNAIRE FORM 4 2004	TOTAL	SEX		RACE		REGION				COLLEGE PLANS?		ILLICIT DRUG USE: LIFETIME				
		M	F	White	Black	NE	NC	S	W	Yes	No	None	Mari- juana Only	Few Pills	More Pills	Any Her- oin
<i>N (Weighted No. of Cases):</i>	2539	1154	1220	1708	268	538	662	869	470	1859	493	1194	514	252	449	38
<i>% of Weighted Total:</i>	100.0	45.4	48.0	67.3	10.6	21.2	26.1	34.2	18.5	73.2	19.4	47.0	20.3	9.9	17.7	1.5
A13I: Not knowing the right people																
1. Not at all	42.8	40.1	45.6	43.5	41.4	43.4	45.6	40.8	41.9	41.5	49.3	39.9	48.3	42.3	43.6	44.0
2. Somewhat	38.9	38.4	39.7	41.5	34.3	38.7	39.2	38.9	39.0	41.7	30.0	42.6	35.4	39.1	36.4	26.3
3. A lot	11.3	14.3	8.4	10.2	12.2	11.7	9.5	12.3	11.6	10.9	11.3	10.1	10.4	14.4	13.4	16.6
8. Don't know	7.0	7.2	6.2	4.8	12.1	6.1	5.8	8.1	7.5	5.8	9.4	7.5	5.8	4.2	6.6	13.1
<i>Item 10440 Subject C03</i>	<i>N</i> 2441	1111	1190	1666	255	518	633	841	449	1811	473	1159	496	244	439	36
A13J: Not wanting to work hard																
1. Not at all	50.0	49.5	50.3	50.7	50.2	49.6	47.1	54.1	47.0	49.4	53.3	50.8	48.5	46.0	52.0	43.2
2. Somewhat	12.4	14.6	9.8	11.8	12.0	10.4	15.6	11.3	12.1	12.6	11.2	12.6	15.8	11.9	8.2	7.0
3. A lot	33.6	31.5	36.4	34.8	33.1	35.6	34.3	30.1	37.0	35.0	29.6	32.9	33.5	38.8	34.5	34.9
8. Don't know	4.0	4.3	3.5	2.8	4.7	4.4	3.1	4.5	3.9	3.0	5.9	3.7	2.2	3.3	5.3	14.9
<i>Item 10450 Subject C03, Q07</i>	<i>N</i> 2443	1110	1192	1665	256	521	631	842	448	1812	472	1160	497	244	438	36
A13K: Not wanting to conform																
1. Not at all	46.9	46.0	47.2	47.7	47.4	45.3	45.0	51.0	43.7	46.7	49.8	46.1	50.0	46.2	46.6	40.2
2. Somewhat	24.1	26.1	22.6	25.6	19.8	24.0	28.0	20.8	25.1	24.4	22.7	26.3	25.1	22.1	19.4	11.8
3. A lot	18.2	17.8	18.9	18.5	19.1	19.5	17.4	18.2	18.0	18.8	15.9	16.6	15.5	24.7	22.3	20.8
8. Don't know	10.7	10.1	11.3	8.1	13.7	11.2	9.6	10.0	13.2	10.1	11.6	11.0	9.3	7.0	11.6	27.2
<i>Item 10460 Subject C03, Q08</i>	<i>N</i> 2430	1106	1187	1663	252	516	631	836	446	1808	466	1152	494	243	436	36
A14: If you were to get enough money to live as comfortably as you'd like for the rest of your life, would you want to work?																
1. I would want to work	74.2	70.8	77.8	74.1	73.3	71.7	75.9	74.3	74.6	74.8	73.0	76.6	73.6	75.5	68.7	64.2
2. I would not want to work	25.8	29.2	22.2	25.9	26.7	28.3	24.1	25.7	25.4	25.2	27.0	23.4	26.4	24.5	31.3	35.8
<i>Item 8100 Subject C06</i>	<i>N</i> 2466	1122	1205	1682	258	523	635	850	457	1834	478	1173	505	245	439	37
A15: How much do you agree or disagree with each statement below?																
A15A: One sees so few good or happy marriages that one questions it as a way of life (NOTE: This question was omitted in the questionnaires administered in California, beginning in 1997, due to state requirements.)																
1. Disagree	25.4	25.6	25.2	28.9	12.5	24.9	25.5	24.5	28.7	27.0	20.9	30.8	22.0	19.7	21.5	7.2
2. Mostly disagree	17.6	16.6	19.6	19.9	12.3	16.3	17.7	18.1	18.6	19.0	14.4	17.8	14.8	25.3	16.9	16.2
3. Neither	29.2	30.1	26.9	27.6	33.4	26.9	30.6	30.3	26.9	26.3	37.0	27.4	30.3	25.9	30.3	44.5
4. Mostly agree	17.2	15.9	18.3	14.8	24.8	19.0	16.7	16.5	17.0	17.5	16.2	15.3	21.8	18.4	18.0	9.6
5. Agree	10.7	11.8	10.1	8.8	17.0	13.0	9.5	10.7	8.8	10.2	11.6	8.8	11.2	10.7	13.4	22.5
<i>Item 10470 Subject D03</i>	<i>N</i> 2275	1036	1106	1602	250	517	639	847	271	1683	449	1081	460	227	409	35
A15B: It is usually a good idea for a couple to live together before getting married in order to find out whether they really get along (NOTE: This question was omitted in the questionnaires administered in California, beginning in 1997, due to state requirements.)																
1. Disagree	16.7	13.0	20.0	18.1	10.9	10.2	18.2	19.3	17.2	19.0	10.4	24.5	7.8	14.5	9.6	3.6
2. Mostly disagree	8.8	8.5	9.4	9.1	7.8	7.4	9.9	9.9	5.7	9.1	8.9	11.1	7.1	6.3	6.5	12.0
3. Neither	13.8	17.1	10.5	13.7	13.1	7.3	15.3	15.4	18.1	13.3	15.0	14.0	14.7	11.9	10.3	28.4
4. Mostly agree	27.7	26.6	28.2	27.4	27.7	30.0	28.0	25.5	29.6	27.6	29.4	24.7	29.3	30.8	31.9	19.5
5. Agree	32.9	34.8	31.8	31.7	40.6	45.1	28.6	29.9	29.3	31.0	36.4	25.7	41.1	36.5	41.8	36.5
<i>Item 10480 Subject D03</i>	<i>N</i> 2293	1041	1116	1611	251	521	643	858	271	1693	454	1090	465	230	408	35

QUESTIONNAIRE FORM 4 2004	TOTAL	SEX		RACE		REGION				COLLEGE PLANS?		ILLICIT DRUG USE: LIFETIME					
		M	F	White	Black	NE	NC	S	W	Yes	No	None	Mari- juana Only	Few Pills	More Pills	Any Her- oin	
<i>N (Weighted No. of Cases):</i>	2539	1154	1220	1708	268	538	662	869	470	1859	493	1194	514	252	449	38	
<i>% of Weighted Total:</i>	100.0	45.4	48.0	67.3	10.6	21.2	26.1	34.2	18.5	73.2	19.4	47.0	20.3	9.9	17.7	1.5	
A15C: Having a close intimate relationship with only one partner is too restrictive for the average person (NOTE: This question was omitted in the questionnaires administered in California, beginning in 1997, due to state requirements.)																	
1. Disagree	43.6	35.6	51.4	46.5	43.0	38.1	45.9	44.2	46.5	46.2	34.5	48.0	40.1	45.1	37.8	32.2	
2. Mostly disagree	19.9	19.4	20.7	21.4	14.1	21.5	19.6	20.4	15.6	20.2	20.2	20.3	17.9	23.4	19.6	15.7	
3. Neither	18.8	23.5	13.8	16.0	20.8	15.6	20.4	19.2	20.0	18.3	19.1	18.5	18.5	17.2	18.8	39.2	
4. Mostly agree	12.2	14.1	10.3	11.3	13.5	16.4	11.4	10.3	12.7	11.3	16.3	9.7	14.5	9.4	17.9	4.5	
5. Agree	5.5	7.4	3.9	4.8	8.6	8.5	2.7	5.9	5.2	4.0	9.8	3.6	9.0	4.8	5.9	8.4	
<i>Item 10490 Subject D03</i>	<i>N</i>	<i>2287</i>	<i>1038</i>	<i>1115</i>	<i>1608</i>	<i>251</i>	<i>518</i>	<i>642</i>	<i>855</i>	<i>271</i>	<i>1689</i>	<i>454</i>	<i>1085</i>	<i>465</i>	<i>229</i>	<i>409</i>	<i>34</i>
A15D: Being a father and raising children is one of the most fulfilling experiences a man can have																	
1. Disagree	2.8	3.7	1.9	3.0	2.6	2.8	2.8	2.8	3.0	1.7	6.4	2.9	1.2	2.0	3.5	6.0	
2. Mostly disagree	3.6	3.9	3.1	3.2	3.5	5.2	2.3	4.3	2.2	3.4	4.7	3.0	3.2	2.9	6.2	6.3	
3. Neither	20.6	17.8	23.1	21.3	13.8	19.1	24.2	18.9	20.4	19.8	20.4	19.3	20.8	19.6	22.8	31.7	
4. Mostly agree	30.6	30.5	30.8	31.4	27.0	33.7	29.7	27.9	33.4	30.9	29.4	32.3	30.3	26.6	29.2	33.0	
5. Agree	42.4	44.1	41.0	41.2	53.1	39.2	41.0	46.1	41.0	44.3	39.1	42.5	44.5	49.0	38.3	23.0	
<i>Item 10520 Subject D05</i>	<i>N</i>	<i>2461</i>	<i>1128</i>	<i>1191</i>	<i>1675</i>	<i>258</i>	<i>517</i>	<i>636</i>	<i>854</i>	<i>454</i>	<i>1825</i>	<i>480</i>	<i>1170</i>	<i>509</i>	<i>241</i>	<i>438</i>	<i>37</i>
A15E: Being a mother and raising children is one of the most fulfilling experiences a woman can have																	
1. Disagree	2.9	3.8	1.9	2.4	4.3	2.6	1.7	3.4	3.9	2.0	5.8	3.0	1.0	1.0	3.8	10.2	
2. Mostly disagree	3.1	2.3	3.6	2.8	2.7	2.8	3.1	4.0	2.0	3.3	2.7	2.9	3.4	2.8	3.3	8.3	
3. Neither	17.1	22.2	11.9	17.7	10.9	15.6	19.6	16.9	15.6	15.6	18.9	15.0	17.6	13.2	21.5	39.2	
4. Mostly agree	27.6	26.1	29.1	29.0	22.7	30.7	27.6	24.5	29.9	27.6	28.0	30.5	26.2	28.4	23.7	13.1	
5. Agree	49.3	45.6	53.6	48.2	59.4	48.3	48.1	51.2	48.6	51.5	44.7	48.6	51.9	54.6	47.7	29.2	
<i>Item 12170 Subject D05</i>	<i>N</i>	<i>2455</i>	<i>1114</i>	<i>1201</i>	<i>1672</i>	<i>258</i>	<i>517</i>	<i>636</i>	<i>851</i>	<i>451</i>	<i>1826</i>	<i>474</i>	<i>1173</i>	<i>505</i>	<i>238</i>	<i>435</i>	<i>37</i>
A15F: Most mothers should spend more time with their children than they do now																	
1. Disagree	2.7	3.4	1.8	2.8	3.5	3.6	1.8	3.4	1.7	2.2	3.8	2.9	1.9	2.0	2.8	8.2	
2. Mostly disagree	4.9	4.9	5.1	4.9	3.4	6.5	5.8	3.9	3.5	5.3	3.4	5.9	3.8	3.3	4.3	8.4	
3. Neither	24.5	27.5	21.4	27.3	13.6	27.8	27.8	20.5	23.7	25.1	20.9	22.7	23.5	25.9	28.1	43.0	
4. Mostly agree	34.2	34.5	34.3	36.6	28.6	32.8	33.3	34.2	37.4	34.7	34.3	34.6	35.5	35.0	33.0	28.0	
5. Agree	33.7	29.7	37.3	28.4	50.8	29.4	31.3	38.0	33.7	32.6	37.6	33.9	35.3	33.9	31.8	12.5	
<i>Item 10530 Subject D05</i>	<i>N</i>	<i>2465</i>	<i>1125</i>	<i>1199</i>	<i>1678</i>	<i>261</i>	<i>518</i>	<i>639</i>	<i>853</i>	<i>455</i>	<i>1833</i>	<i>477</i>	<i>1175</i>	<i>508</i>	<i>243</i>	<i>437</i>	<i>37</i>
A15G: Most fathers should spend more time with their children than they do now																	
1. Disagree	2.0	2.7	1.4	2.1	2.0	2.1	1.1	2.9	1.5	1.5	3.3	1.8	1.0	2.1	3.0	10.3	
2. Mostly disagree	3.2	3.7	2.7	3.1	2.4	3.7	3.7	3.0	2.2	3.4	3.1	3.6	2.6	1.4	3.9	4.3	
3. Neither	19.8	21.2	18.4	21.9	10.7	21.8	22.4	16.3	20.4	20.0	17.9	18.1	20.0	21.6	21.3	36.3	
4. Mostly agree	35.2	36.5	34.4	38.2	24.1	37.8	34.3	33.0	37.5	35.9	33.7	37.3	33.5	34.2	33.5	28.0	
5. Agree	39.8	35.9	43.0	34.6	60.8	34.6	38.5	44.8	38.4	39.3	42.0	39.2	42.9	40.7	38.4	21.2	
<i>Item 12180 Subject D05</i>	<i>N</i>	<i>2468</i>	<i>1127</i>	<i>1200</i>	<i>1680</i>	<i>261</i>	<i>521</i>	<i>639</i>	<i>854</i>	<i>455</i>	<i>1833</i>	<i>478</i>	<i>1177</i>	<i>509</i>	<i>242</i>	<i>439</i>	<i>37</i>
A16: How much TV do you estimate you watch on an average weekday?																	
1. None	3.8	3.9	3.9	4.1	0.8	3.4	4.1	2.9	5.6	3.8	3.6	3.3	2.9	4.0	5.4	13.4	
2. Half-hour or less	15.3	15.0	16.5	17.9	4.4	12.6	14.3	18.5	13.7	15.5	13.6	16.1	12.2	15.8	16.1	20.9	
3. About one hour	22.8	22.3	23.4	25.5	13.6	23.7	25.0	19.8	24.4	23.8	21.1	21.4	24.5	25.0	25.6	15.8	
4. About two hours	22.0	19.6	24.8	22.7	16.2	25.7	22.9	19.5	21.4	23.2	19.9	21.3	25.7	21.3	20.8	22.0	
5. About three hours	15.0	15.7	14.2	13.6	21.8	13.0	13.5	17.7	14.4	14.8	16.2	16.7	12.9	15.4	13.9	2.1	
6. About four hours	8.4	9.1	7.4	7.2	10.2	9.1	7.8	7.8	9.4	8.1	9.7	8.8	6.9	9.3	8.1	9.1	
7. Five hours or more	12.7	14.4	9.9	9.0	33.1	12.5	12.4	13.8	11.2	10.8	15.9	12.4	14.9	9.2	10.2	16.7	
<i>Item 10550 Subject C07</i>	<i>N</i>	<i>2471</i>	<i>1124</i>	<i>1205</i>	<i>1688</i>	<i>259</i>	<i>519</i>	<i>644</i>	<i>855</i>	<i>454</i>	<i>1832</i>	<i>477</i>	<i>1180</i>	<i>508</i>	<i>244</i>	<i>434</i>	<i>37</i>

QUESTIONNAIRE FORM 4 2004	TOTAL	SEX		RACE		REGION				COLLEGE PLANS?		ILLICIT DRUG USE: LIFETIME				
		M	F	White	Black	NE	NC	S	W	Yes	No	None	Mari- juana Only	Few Pills	More Pills	Any Her- oin
<i>N (Weighted No. of Cases):</i>	2539	1154	1220	1708	268	538	662	869	470	1859	493	1194	514	252	449	38
<i>% of Weighted Total:</i>	100.0	45.4	48.0	67.3	10.6	21.2	26.1	34.2	18.5	73.2	19.4	47.0	20.3	9.9	17.7	1.5
A17: In the past year, how many books have you read just because you wanted to—that is, without their being assigned?																
1. None	26.2	34.8	17.6	26.2	27.8	27.2	24.4	29.6	21.0	22.9	38.9	24.4	30.3	18.9	28.8	32.6
2. One	18.5	16.9	20.3	19.5	13.1	17.7	17.9	18.2	20.9	18.0	20.3	15.9	19.5	24.0	22.2	16.8
3. Two to five	35.3	31.4	39.0	32.6	42.9	35.3	34.3	35.0	37.2	36.8	28.8	36.5	32.7	38.8	33.3	18.4
4. Six to nine	9.0	6.9	11.0	9.9	9.0	9.6	10.7	7.6	8.8	10.4	4.5	10.4	7.0	10.0	7.3	12.3
5. Ten or more	11.0	10.0	12.1	11.7	7.2	10.2	12.8	9.7	12.0	12.0	7.5	12.7	10.5	8.2	8.4	19.8
<i>Item 10560 Subject C07</i>	<i>N</i> 2486	1139	1213	1695	262	530	644	857	456	1847	484	1189	512	251	445	37
A18: Some people think about what's going on in government very often, and others are not that interested. How much of an interest do you take in government and current events?																
1. No interest at all	11.1	10.1	12.0	12.0	6.5	11.0	12.4	11.3	8.9	9.4	17.8	9.7	9.8	13.5	11.8	41.9
2. Very little interest	21.7	19.0	24.2	20.6	24.7	22.3	20.3	21.5	23.1	20.8	24.7	22.9	20.8	22.5	19.7	6.8
3. Some interest	40.0	38.6	41.1	39.4	44.5	39.4	39.8	40.3	40.4	39.9	40.0	38.8	43.6	38.2	40.2	26.2
4. A lot of interest	18.5	20.6	16.8	19.2	15.7	17.5	19.2	18.8	18.3	20.6	12.5	20.5	17.7	17.4	17.2	15.1
5. A very great interest	8.8	11.8	5.9	8.8	8.6	9.7	8.4	8.1	9.3	9.3	5.0	8.1	8.1	8.4	11.1	10.1
<i>Item 6330 Subject H01, Q08</i>	<i>N</i> 2480	1136	1210	1693	261	527	641	857	455	1844	484	1187	511	248	445	37
A19: Some people think that there ought to be changes in the amount of influence and power that certain organizations have in our society. Do you think the following organizations should have more influence, less influence, or about the same influence as they have now?																
How much influence should there be for . . .																
A19A: Large corporations?																
1. Much less	8.3	10.0	6.6	8.6	5.1	12.0	8.7	6.5	7.0	8.6	7.5	7.4	8.5	11.1	9.7	6.4
2. Less	25.7	23.9	28.3	29.1	14.6	29.3	25.8	22.5	27.4	27.9	17.8	27.1	20.4	25.7	28.9	24.2
3. Same as now	33.1	35.8	30.7	34.0	28.5	30.5	37.0	31.5	33.6	32.9	35.3	32.2	36.6	32.6	33.3	27.2
4. More	9.5	9.6	9.1	6.9	21.0	7.3	7.6	13.0	8.1	8.4	12.2	9.7	9.0	8.9	9.9	3.9
5. Much more	3.5	4.4	2.3	2.2	9.0	3.7	2.7	4.9	1.5	3.1	3.8	3.6	3.4	2.9	2.0	8.4
8. No opinion	19.9	16.3	22.9	19.3	21.8	17.2	18.2	21.7	22.3	19.1	23.3	20.0	22.1	18.8	16.1	29.8
<i>Item 10570 Subject K03</i>	<i>N</i> 2468	1132	1204	1684	262	523	639	853	453	1840	483	1179	512	249	441	37
A19B: Major labor unions?																
1. Much less	4.0	5.0	3.1	4.3	3.4	4.4	4.8	3.0	4.1	3.5	6.1	4.0	3.3	5.3	4.5	2.3
2. Less	15.6	18.0	13.8	17.7	8.3	17.5	16.0	14.9	14.0	16.7	12.7	16.2	15.7	13.2	15.9	10.7
3. Same as now	33.9	35.8	32.5	35.6	29.5	32.3	37.9	34.1	30.1	35.0	31.4	35.1	34.6	33.9	32.5	27.2
4. More	17.0	16.8	17.4	14.4	25.4	20.8	13.0	16.4	19.3	16.3	19.5	15.8	17.6	18.8	18.3	17.9
5. Much more	6.2	6.4	5.2	4.2	14.0	5.6	5.5	7.3	5.6	5.7	6.6	5.6	5.9	7.3	5.9	5.9
8. No opinion	23.4	18.0	28.1	23.7	19.5	19.4	22.8	24.3	27.1	22.7	23.6	23.3	22.9	21.5	22.9	35.9
<i>Item 10580 Subject K03</i>	<i>N</i> 2459	1127	1199	1676	261	520	635	852	452	1836	477	1178	511	247	437	37
A19C: Churches and religious organizations?																
1. Much less	10.4	12.4	9.0	11.8	2.2	14.6	9.0	6.9	14.4	11.1	9.0	8.0	10.6	12.8	14.3	31.2
2. Less	11.9	14.3	9.8	13.1	6.7	17.5	11.9	7.7	13.4	12.6	8.7	9.8	15.0	14.3	12.9	10.5
3. Same as now	27.4	27.6	27.3	27.4	16.4	30.6	30.2	21.9	30.1	27.5	28.5	28.9	25.8	28.7	26.2	19.6
4. More	20.9	20.1	21.4	20.7	29.5	16.2	24.4	23.9	15.6	21.1	20.0	22.0	21.3	19.5	19.6	10.2
5. Much more	16.4	13.9	18.7	14.9	33.8	7.4	13.0	27.2	11.1	16.1	16.6	18.4	16.1	14.3	12.0	1.9
8. No opinion	13.0	11.8	13.7	12.0	11.5	13.6	11.6	12.5	15.3	11.7	17.3	12.9	11.1	10.5	15.0	26.5
<i>Item 10590 Subject G, K03</i>	<i>N</i> 2467	1130	1204	1682	261	525	635	853	454	1840	479	1179	512	248	438	37
A19D: The national news media (TV, magazines, news services)?																
1. Much less	14.0	15.6	12.9	16.2	5.5	16.9	12.3	13.9	13.3	14.9	11.0	13.7	12.9	14.1	16.5	18.0
2. Less	30.5	28.5	33.8	33.9	23.6	33.9	32.7	26.2	31.6	31.8	26.5	32.9	28.9	28.1	30.7	24.8
3. Same as now	31.3	31.1	31.3	30.9	32.6	27.1	31.8	33.0	32.4	32.0	31.2	30.9	34.9	33.4	28.7	20.9
4. More	8.6	8.9	7.5	6.5	14.7	8.0	9.6	9.0	7.3	7.7	11.6	7.5	8.3	12.0	8.4	9.1
5. Much more	4.9	5.3	3.9	2.8	12.0	4.2	4.1	6.3	4.2	4.2	5.2	5.8	5.0	1.4	3.5	4.1
8. No opinion	10.7	10.6	10.6	9.8	11.6	10.1	9.6	11.6	11.1	9.3	14.5	9.2	9.9	11.0	12.2	23.1
<i>Item 10600 Subject K03</i>	<i>N</i> 2463	1131	1200	1682	259	525	637	849	452	1835	481	1173	513	249	439	37

MONITORING THE FUTURE

QUESTIONNAIRE FORM 4 2004	TOTAL	SEX		RACE		REGION				COLLEGE PLANS?		ILLCIT DRUG USE: LIFETIME					
		M	F	White	Black	NE	NC	S	W	Yes	No	None	Mari- juana Only	Few Pills	More Pills	Any Her- oin	
<i>N (Weighted No. of Cases):</i>	2539	1154	1220	1708	268	538	662	869	470	1859	493	1194	514	252	449	38	
<i>% of Weighted Total:</i>	100.0	45.4	48.0	67.3	10.6	21.2	26.1	34.2	18.5	73.2	19.4	47.0	20.3	9.9	17.7	1.5	
A19E: The Presidency and the administration?																	
1. Much less	5.8	6.9	4.8	5.3	6.8	7.9	5.0	5.8	4.4	5.5	5.2	4.5	5.7	6.6	7.5	18.1	
2. Less	11.9	10.8	13.0	11.9	11.3	16.0	9.0	9.8	15.0	11.9	12.2	11.0	12.4	12.6	13.2	21.0	
3. Same as now	39.6	40.5	39.7	42.7	31.1	36.1	46.0	36.8	39.7	41.1	37.4	43.6	36.4	39.4	36.9	23.1	
4. More	18.4	18.9	18.5	18.8	18.4	17.7	17.9	21.3	14.6	19.3	16.5	18.3	20.2	20.3	16.7	10.0	
5. Much more	8.6	9.6	7.0	7.8	12.3	7.4	10.0	9.0	7.4	8.3	8.2	8.1	9.9	5.8	9.1	2.3	
8. No opinion	15.7	13.3	17.2	13.5	20.1	14.9	12.0	17.3	18.9	13.8	20.5	14.5	15.4	15.2	16.7	25.4	
<i>Item 10610 Subject H04, K03</i>	<i>N</i>	<i>2463</i>	<i>1128</i>	<i>1201</i>	<i>1682</i>	<i>262</i>	<i>522</i>	<i>635</i>	<i>853</i>	<i>453</i>	<i>1835</i>	<i>482</i>	<i>1176</i>	<i>511</i>	<i>247</i>	<i>441</i>	<i>37</i>
A19F: The Congress—that is, the U.S. Senate and House of Representatives?																	
1. Much less	3.6	4.2	3.0	3.3	3.7	4.7	3.5	3.4	2.8	3.4	3.8	2.5	4.3	4.8	4.0	16.8	
2. Less	7.4	7.1	7.6	7.2	9.2	9.6	5.7	7.2	7.5	6.8	8.8	6.5	8.1	7.2	9.3	5.2	
3. Same as now	41.4	42.4	41.2	44.6	32.0	39.3	45.7	39.4	41.4	43.4	37.5	44.3	39.8	42.2	38.0	34.8	
4. More	21.6	23.0	20.6	22.2	19.9	23.1	20.8	21.0	22.1	22.5	19.5	22.3	18.7	25.2	22.9	7.5	
5. Much more	6.8	8.7	4.7	5.7	11.8	5.9	8.1	7.2	5.4	6.4	6.3	6.0	9.0	4.1	7.0	2.3	
8. No opinion	19.2	14.6	23.0	17.0	23.5	17.5	16.0	21.8	20.9	17.5	24.1	18.4	20.1	16.5	18.8	33.5	
<i>Item 10620 Subject H04, K03</i>	<i>N</i>	<i>2467</i>	<i>1131</i>	<i>1204</i>	<i>1682</i>	<i>262</i>	<i>524</i>	<i>638</i>	<i>853</i>	<i>452</i>	<i>1840</i>	<i>482</i>	<i>1181</i>	<i>511</i>	<i>247</i>	<i>441</i>	<i>37</i>
A19G: The U.S. Supreme Court?																	
1. Much less	3.2	3.7	2.9	3.0	3.5	3.6	3.4	3.1	2.6	3.0	3.1	2.4	3.5	4.2	3.8	12.1	
2. Less	6.0	6.6	5.7	6.4	6.6	6.2	4.6	6.8	6.3	6.2	6.2	5.4	6.3	6.4	7.3	6.3	
3. Same as now	44.2	45.9	43.3	46.7	34.0	44.5	47.8	40.8	45.1	45.4	42.7	47.5	43.8	47.2	37.4	34.7	
4. More	20.2	19.9	20.1	20.2	22.9	22.2	19.0	20.0	20.0	21.0	17.4	18.9	17.4	22.6	27.2	4.9	
5. Much more	7.4	9.8	4.7	6.6	12.2	8.0	8.3	7.4	5.5	6.8	7.5	7.3	9.1	4.2	6.5	8.6	
8. No opinion	19.0	14.0	23.3	17.1	20.9	15.5	16.8	21.9	20.6	17.5	23.0	18.6	20.1	15.4	17.8	33.5	
<i>Item 10630 Subject H04, K03</i>	<i>N</i>	<i>2458</i>	<i>1128</i>	<i>1198</i>	<i>1676</i>	<i>261</i>	<i>522</i>	<i>638</i>	<i>848</i>	<i>450</i>	<i>1835</i>	<i>478</i>	<i>1177</i>	<i>510</i>	<i>247</i>	<i>437</i>	<i>37</i>
A19H: All the courts and the justice system in general?																	
1. Much less	3.5	5.2	2.3	3.4	3.5	4.0	3.6	3.1	3.8	3.4	4.2	2.2	3.7	4.9	5.1	18.0	
2. Less	7.0	7.7	6.2	7.0	8.2	5.6	6.5	7.7	8.2	6.6	7.5	6.7	5.7	9.7	8.0	5.1	
3. Same as now	44.7	46.1	44.0	47.1	36.7	48.3	47.4	41.0	43.8	46.8	40.7	48.4	45.4	43.9	38.4	24.0	
4. More	19.1	17.7	20.3	19.8	19.9	19.5	16.4	20.2	20.5	19.9	17.0	17.9	15.8	24.2	24.4	9.7	
5. Much more	6.8	8.4	5.2	5.8	11.2	7.2	8.3	7.1	3.8	6.2	6.9	6.5	10.1	3.2	5.4	9.8	
8. No opinion	18.7	14.9	22.0	16.9	20.5	15.4	17.7	20.9	19.9	17.1	23.7	18.2	19.3	14.2	18.7	33.3	
<i>Item 10640 Subject H04, K03</i>	<i>N</i>	<i>2466</i>	<i>1131</i>	<i>1204</i>	<i>1683</i>	<i>260</i>	<i>526</i>	<i>637</i>	<i>851</i>	<i>452</i>	<i>1840</i>	<i>483</i>	<i>1180</i>	<i>511</i>	<i>249</i>	<i>441</i>	<i>37</i>
A19I: The police and other law enforcement agencies?																	
1. Much less	5.6	7.2	4.3	5.8	4.3	5.8	4.9	5.7	6.4	5.3	6.4	2.7	5.5	7.8	11.4	18.4	
2. Less	10.5	11.8	8.6	9.6	15.4	11.0	9.1	10.2	12.6	10.1	9.5	7.7	11.9	16.7	12.6	14.4	
3. Same as now	36.0	36.0	36.5	38.2	29.3	38.5	38.7	32.9	35.3	38.3	31.0	39.9	35.1	32.5	30.6	28.3	
4. More	23.4	24.0	24.1	24.6	22.6	25.1	25.8	22.6	19.6	23.6	23.7	26.9	20.9	21.7	20.5	9.9	
5. Much more	10.6	9.5	11.2	9.1	13.7	10.2	9.5	12.7	8.8	10.3	11.8	10.1	11.0	12.4	10.2	6.0	
8. No opinion	13.8	11.5	15.3	12.7	14.7	9.4	12.0	15.9	17.2	12.4	17.7	12.7	15.7	8.7	14.6	23.0	
<i>Item 10650 Subject K03</i>	<i>N</i>	<i>2464</i>	<i>1132</i>	<i>1200</i>	<i>1681</i>	<i>262</i>	<i>524</i>	<i>635</i>	<i>852</i>	<i>452</i>	<i>1837</i>	<i>482</i>	<i>1177</i>	<i>512</i>	<i>249</i>	<i>441</i>	<i>37</i>
A19J: The U.S. military?																	
1. Much less	5.4	6.2	4.2	4.8	5.4	6.1	3.9	5.2	6.8	5.0	5.4	3.8	4.9	9.0	6.5	12.1	
2. Less	8.4	8.2	8.5	8.1	7.3	10.2	6.8	6.0	12.8	9.1	7.2	7.1	10.1	8.0	9.8	21.7	
3. Same as now	35.6	35.5	35.9	37.2	32.0	36.2	39.3	32.3	35.6	38.0	28.7	40.7	30.1	31.7	33.1	27.3	
4. More	21.0	21.6	21.3	22.0	21.1	23.3	21.6	21.3	16.7	20.3	22.0	21.1	23.1	23.5	19.0	-	
5. Much more	14.1	16.4	11.4	14.4	15.1	10.9	13.2	18.7	10.4	12.9	18.2	12.7	15.0	14.1	16.6	7.6	
8. No opinion	15.7	12.2	18.7	13.4	19.1	13.3	15.1	16.4	17.7	14.7	18.6	14.7	16.9	13.9	15.0	31.3	
<i>Item 10660 Subject K03, L04</i>	<i>N</i>	<i>2461</i>	<i>1129</i>	<i>1199</i>	<i>1680</i>	<i>261</i>	<i>522</i>	<i>634</i>	<i>852</i>	<i>452</i>	<i>1838</i>	<i>480</i>	<i>1176</i>	<i>512</i>	<i>249</i>	<i>439</i>	<i>37</i>
The next questions ask your views about drugs.																	
A20: Do you think that people (who are 18 or older) should be prohibited by law from doing each of the following?																	

DESCRIPTIVE RESULTS: 2004

175

QUESTIONNAIRE FORM 4 2004	TOTAL	SEX		RACE		REGION				COLLEGE PLANS?		ILLICIT DRUG USE: LIFETIME				
		M	F	White	Black	NE	NC	S	W	Yes	No	None	Mari- juana Only	Few Pills	More Pills	Any Her- oin
<i>N (Weighted No. of Cases):</i>	2539	1154	1220	1708	268	538	662	869	470	1859	493	1194	514	252	449	38
<i>% of Weighted Total:</i>	100.0	45.4	48.0	67.3	10.6	21.2	26.1	34.2	18.5	73.2	19.4	47.0	20.3	9.9	17.7	1.5
A20A: Smoking marijuana (pot, weed) in private																
1. No	45.5	48.9	43.3	46.2	42.4	48.5	43.1	44.8	47.0	44.6	50.1	26.9	56.8	60.7	72.5	80.7
2. Not sure	13.1	13.6	12.5	11.8	17.6	14.1	12.8	12.4	13.5	13.0	12.1	16.4	12.1	9.5	5.9	2.6
3. Yes	41.4	37.6	44.2	42.0	40.0	37.4	44.2	42.8	39.5	42.4	37.8	56.7	31.0	29.8	21.6	16.7
<i>Item 10780 Subject A13a</i>	<i>N</i> 2473	1134	1208	1685	266	521	641	856	454	1845	480	1184	511	250	441	37
A20B: Smoking marijuana in public places																
1. No	20.5	23.6	17.0	18.4	25.4	21.6	17.0	23.4	19.0	18.1	28.0	11.2	24.5	30.7	31.2	45.3
2. Not sure	10.3	11.7	8.5	9.7	11.3	9.4	10.6	9.6	12.2	9.0	15.2	7.2	11.7	10.2	15.5	19.8
3. Yes	69.2	64.7	74.5	71.9	63.3	69.0	72.4	67.0	68.8	72.9	56.8	81.6	63.8	59.1	53.3	34.8
<i>Item 10790 Subject A13a</i>	<i>N</i> 2472	1132	1207	1684	265	521	641	855	455	1846	478	1183	511	250	441	37
A20C: Taking LSD in private																
1. No	21.4	21.4	20.5	19.7	23.7	21.3	19.1	22.7	22.6	19.9	27.0	14.7	22.0	23.5	33.5	56.0
2. Not sure	14.2	14.0	13.5	10.6	22.7	14.4	12.1	14.8	15.8	13.4	15.0	13.8	12.7	11.6	14.8	23.7
3. Yes	64.4	64.6	66.0	69.7	53.5	64.3	68.9	62.5	61.7	66.7	58.0	71.5	65.3	65.0	51.7	20.3
<i>Item 10800 Subject A13a</i>	<i>N</i> 2457	1124	1202	1676	263	516	640	853	448	1832	479	1178	507	249	438	37
A20D: Taking LSD in public places																
1. No	13.5	13.2	12.4	11.1	18.1	12.3	12.6	16.4	10.9	10.9	21.7	10.2	16.5	15.4	14.4	31.6
2. Not sure	9.5	10.2	7.8	6.3	15.0	12.1	7.5	10.3	7.7	7.9	13.0	8.2	8.2	7.8	13.2	6.2
3. Yes	77.0	76.5	79.8	82.6	66.9	75.6	79.9	73.4	81.4	81.2	65.3	81.6	75.3	76.8	72.5	62.2
<i>Item 10810 Subject A13a</i>	<i>N</i> 2450	1125	1195	1673	259	512	640	849	449	1826	477	1167	509	248	440	37
A20E: Taking amphetamines (uppers) or sedatives (downers) in private																
1. No	27.2	26.9	27.9	27.4	26.8	27.1	26.1	29.1	25.6	27.2	29.2	19.3	25.0	32.0	45.5	60.1
2. Not sure	20.6	19.3	20.9	17.3	27.6	17.7	20.1	21.3	23.4	19.7	21.3	21.8	17.7	20.6	19.4	18.0
3. Yes	52.1	53.8	51.2	55.4	45.6	55.2	53.8	49.6	51.1	53.1	49.5	58.9	57.3	47.4	35.1	21.8
<i>Item 10825 Subject A13a</i>	<i>N</i> 2462	1132	1199	1681	264	516	642	852	452	1837	479	1178	507	250	441	37
A20F: Taking amphetamines or sedatives in public places																
1. No	15.1	15.2	14.4	13.7	19.2	13.6	14.6	18.8	10.8	12.8	23.1	9.4	16.1	18.5	24.0	30.9
2. Not sure	15.0	14.9	14.4	12.0	20.7	17.0	15.1	13.8	14.7	14.1	15.9	14.1	13.2	19.1	15.9	17.1
3. Yes	69.9	69.9	71.2	74.3	60.1	69.4	70.4	67.5	74.5	73.0	61.0	76.4	70.7	62.4	60.0	52.0
<i>Item 10835 Subject A13a</i>	<i>N</i> 2463	1132	1201	1682	265	515	640	855	454	1840	478	1180	508	250	441	37
A20G: Taking heroin in private																
1. No	19.0	19.0	18.5	16.8	26.2	17.2	16.9	22.7	17.2	16.9	26.6	15.0	19.3	19.3	26.0	45.6
2. Not sure	9.0	9.3	8.1	6.4	14.7	6.9	8.6	9.8	10.2	8.4	9.6	10.5	5.5	8.9	7.8	10.4
3. Yes	72.0	71.7	73.5	76.8	59.0	76.0	74.5	67.5	72.6	74.7	63.8	74.6	75.2	71.9	66.2	44.0
<i>Item 10840 Subject A13a</i>	<i>N</i> 2465	1133	1201	1680	265	515	641	855	454	1839	479	1180	508	250	441	37
A20H: Taking heroin in public places																
1. No	13.5	13.4	12.7	10.5	21.5	12.5	12.4	16.2	11.2	10.9	21.1	10.3	16.5	14.8	14.7	28.3
2. Not sure	5.6	7.0	3.9	4.1	7.7	4.4	6.0	6.1	5.5	4.4	8.8	5.7	2.9	5.6	7.4	4.4
3. Yes	80.9	79.6	83.4	85.4	70.9	83.1	81.7	77.7	83.3	84.7	70.1	83.9	80.6	79.6	77.9	67.3
<i>Item 10850 Subject A13a</i>	<i>N</i> 2462	1126	1205	1677	265	519	641	851	452	1842	476	1180	510	249	438	37
A20I: Getting drunk in private																
1. No	65.3	65.8	65.4	69.1	52.3	67.6	69.3	60.1	66.8	66.5	61.9	54.8	72.3	75.8	79.3	81.5
2. Not sure	12.7	11.8	13.3	11.6	14.4	12.7	10.6	14.9	11.6	12.8	11.9	19.4	5.6	8.1	5.9	4.6
3. Yes	22.0	22.4	21.3	19.2	33.3	19.7	20.0	25.0	21.6	20.8	26.2	25.8	22.2	16.0	14.8	13.9
<i>Item 10860 Subject A13a</i>	<i>N</i> 2469	1134	1204	1683	265	521	641	854	452	1842	478	1185	508	250	440	37
A20J: Getting drunk in public places																
1. No	32.9	36.1	29.4	33.8	31.8	33.2	37.8	31.7	28.0	31.2	38.9	23.4	37.9	42.1	46.4	52.3
2. Not sure	19.4	18.0	20.8	19.9	15.0	19.8	20.6	17.0	21.5	19.4	19.7	20.2	19.1	18.8	18.6	11.7
3. Yes	47.7	45.9	49.8	46.3	53.1	46.9	41.7	51.3	50.4	49.4	41.3	56.4	43.0	39.1	35.0	36.0
<i>Item 10870 Subject A13a</i>	<i>N</i> 2462	1129	1204	1677	264	522	639	850	450	1840	475	1183	508	250	437	37

QUESTIONNAIRE FORM 4 2004	TOTAL	SEX		RACE		REGION				COLLEGE PLANS?		ILLICIT DRUG USE: LIFETIME				
		M	F	White	Black	NE	NC	S	W	Yes	No	None	Mari- juana Only	Few Pills	More Pills	Any Her- oin
<i>N (Weighted No. of Cases):</i>	2539	1154	1220	1708	268	538	662	869	470	1859	493	1194	514	252	449	38
<i>% of Weighted Total:</i>	100.0	45.4	48.0	67.3	10.6	21.2	26.1	34.2	18.5	73.2	19.4	47.0	20.3	9.9	17.7	1.5
A20K: Smoking tobacco in certain specified public places																
1. No	41.7	43.4	39.7	44.7	31.7	42.6	44.8	40.3	38.8	40.7	45.3	29.6	48.0	50.5	59.5	73.1
2. Not sure	14.0	14.4	13.2	10.9	18.9	12.1	13.4	15.5	14.4	12.7	15.4	17.4	10.3	9.5	10.6	6.5
3. Yes	44.3	42.2	47.1	44.5	49.3	45.3	41.8	44.3	46.7	46.6	39.2	53.0	41.7	40.0	29.9	20.4
<i>Item 10760 Subject A13a</i>	<i>N</i> 2469	1133	1205	1682	265	521	641	854	453	1842	478	1186	509	248	439	37
A21: In particular, there has been a great deal of public debate about whether marijuana use should be legal. Which of the following policies would you favor?																
1. Using marijuana should be entirely legal	30.5	36.8	24.8	31.8	25.5	35.7	28.2	28.5	31.7	30.0	32.2	13.5	42.5	41.5	53.7	62.4
2. It should be a minor violation—like a parking ticket—but not a crime	26.5	23.4	29.5	25.0	32.3	29.8	27.2	23.6	27.2	26.7	25.2	23.0	31.9	29.6	27.6	29.3
3. It should be a crime	28.4	28.1	29.2	30.6	18.0	22.2	30.7	31.5	26.8	30.0	24.7	43.5	14.8	20.9	11.1	4.1
4. Don't know	14.5	11.8	16.5	12.5	24.2	12.4	13.9	16.4	14.4	13.3	17.8	19.9	10.8	7.9	7.5	4.3
<i>Item 10880 Subject A13b</i>	<i>N</i> 2469	1134	1209	1688	262	523	640	853	454	1843	479	1184	511	250	440	36
A22: If it were legal for people to USE marijuana, should it also be legal to SELL marijuana?																
1. No	28.4	28.4	28.3	29.0	23.6	25.5	26.8	30.5	30.0	28.4	29.1	37.4	19.8	22.3	19.2	11.4
2. Yes, but only to adults	45.2	47.4	43.3	46.3	44.8	48.2	46.5	43.3	43.3	46.3	43.1	35.5	53.7	57.1	54.4	58.7
3. Yes, to anyone	12.2	11.6	12.0	11.4	12.8	12.7	11.4	11.4	14.3	12.1	10.1	9.5	13.9	11.3	15.8	27.9
4. Don't know	14.3	12.6	16.4	13.3	18.8	13.6	15.3	14.9	12.4	13.2	17.7	17.5	12.7	9.2	10.6	2.0
<i>Item 10890 Subject A13b</i>	<i>N</i> 2461	1129	1205	1681	263	521	638	851	452	1836	479	1181	509	250	438	36
A23: If marijuana were legal to use and legally available, which of the following would you be most likely to do?																
1. Not use it, even if it were legal and available	56.4	52.0	61.2	55.3	57.8	48.7	55.6	60.1	59.3	59.0	47.2	81.9	35.3	40.7	26.6	15.8
2. Try it	10.6	9.4	11.1	10.8	12.0	10.3	13.7	9.6	8.3	10.8	9.6	9.9	15.5	10.2	6.4	12.9
3. Use it about as often as I do now	17.4	19.6	15.9	19.7	11.7	24.3	18.3	12.9	16.7	16.4	21.6	0.8	28.2	31.7	41.1	35.0
4. Use it more often than I do now	6.0	8.2	3.5	6.0	4.1	6.2	5.5	5.9	6.3	5.2	8.3	0.4	7.6	8.1	15.1	30.4
5. Use it less than I do now	1.6	2.5	1.0	1.6	1.4	1.9	1.4	1.7	1.4	1.6	2.1	*	2.1	4.5	3.5	5.9
6. Don't know	8.0	8.4	7.2	6.5	12.9	8.6	5.4	9.8	7.9	7.0	11.2	7.0	11.2	4.7	7.3	-
<i>Item 10900 Subject A13b</i>	<i>N</i> 2464	1132	1206	1684	262	522	639	851	453	1844	475	1183	510	251	438	36
The next questions ask about a number of different things.																
D01A: Think about the kinds of paid jobs that people your age usually have. If you could work just the number of hours that you wanted, how many hours per week would you PREFER to work during the school year?																
1. None	8.3	9.3	6.8	8.5	6.4	9.1	8.7	8.4	6.8	8.6	7.6	10.0	6.5	5.3	7.3	11.4
2. 5 or less hours	4.3	4.2	4.2	3.8	4.2	4.2	3.6	4.5	4.9	4.5	2.9	4.6	3.4	3.7	3.6	6.5
3. 6-10	11.3	9.5	13.1	11.1	10.0	8.7	14.1	10.1	12.7	12.6	6.7	13.9	11.0	8.0	7.4	7.5
4. 11-15	14.9	12.9	17.1	16.6	4.8	19.2	14.6	11.6	16.5	17.0	8.6	15.9	12.7	20.9	11.3	10.9
5. 16-20	19.3	20.6	18.0	20.8	16.3	20.3	18.1	19.2	19.9	19.4	18.2	19.6	20.2	14.5	21.0	7.8
6. 21-25	14.7	15.1	14.7	15.1	13.5	14.5	15.2	14.0	15.4	14.2	16.1	12.8	17.5	16.1	15.8	17.9
7. 26-30	11.1	10.4	11.8	10.2	18.3	8.6	11.7	13.6	8.5	10.3	13.8	8.8	12.2	11.5	15.0	18.0
8. 31 or more hours	10.8	13.0	8.7	9.3	20.4	8.8	10.2	13.0	9.8	8.8	18.6	8.7	11.0	16.8	13.6	6.3
9. Don't know, can't say	5.4	5.0	5.5	4.6	6.1	6.7	3.8	5.7	5.6	4.8	7.4	5.6	5.6	3.3	4.9	13.7
<i>Item 25800 Subject C04</i>	<i>N</i> 2376	1092	1187	1657	248	495	622	830	428	1828	473	1144	494	243	425	35

QUESTIONNAIRE FORM 4 2004	TOTAL	SEX		RACE		REGION				COLLEGE PLANS?		ILLICIT DRUG USE: LIFETIME					
		M	F	White	Black	NE	NC	S	W	Yes	No	None	Mari- juana Only	Few Pills	More Pills	Any Her- oin	
<i>N (Weighted No. of Cases):</i>	2539	1154	1220	1708	268	538	662	869	470	1859	493	1194	514	252	449	38	
<i>% of Weighted Total:</i>	100.0	45.4	48.0	67.3	10.6	21.2	26.1	34.2	18.5	73.2	19.4	47.0	20.3	9.9	17.7	1.5	
D01B: How many hours per week do you think your PARENTS would prefer that you work in a paid job during the school year?																	
1. None	11.7	12.2	10.9	10.7	11.1	11.0	10.6	13.0	11.9	12.4	8.8	13.1	10.5	7.5	9.8	29.7	
2. 5 or less hours	5.9	5.6	6.4	5.0	7.0	5.7	4.8	6.5	6.4	6.2	3.9	7.4	3.6	6.4	4.4	2.7	
3. 6-10	11.1	9.3	12.9	11.4	9.8	9.3	12.5	11.2	11.2	12.5	6.5	13.7	9.2	12.7	6.9	1.8	
4. 11-15	17.1	15.6	18.5	19.2	7.4	20.1	18.5	14.2	17.0	18.9	11.6	16.7	17.8	18.6	16.7	14.1	
5. 16-20	17.4	16.2	19.1	17.7	18.7	19.5	16.1	17.5	16.7	17.3	18.1	16.2	23.1	14.9	17.3	4.3	
6. 21-25	10.2	11.5	8.5	10.8	13.7	7.5	12.2	9.4	11.6	8.8	13.7	8.2	11.4	8.6	14.4	4.6	
7. 26-30	5.5	5.6	5.1	5.2	6.2	3.9	6.4	6.5	3.8	5.0	7.3	4.9	4.8	9.9	5.5	5.0	
8. 31 or more hours	8.3	11.4	5.6	7.6	10.7	7.8	6.8	10.0	7.5	6.8	14.7	6.6	8.1	7.9	12.0	20.8	
9. Don't know, can't say	12.9	12.6	13.0	12.4	15.3	15.1	12.1	11.8	13.7	12.1	15.6	13.3	11.5	13.6	13.0	17.0	
<i>Item 25810 Subject C04, M03</i>	<i>N</i>	<i>2377</i>	<i>1092</i>	<i>1187</i>	<i>1656</i>	<i>248</i>	<i>494</i>	<i>623</i>	<i>832</i>	<i>428</i>	<i>1831</i>	<i>470</i>	<i>1145</i>	<i>491</i>	<i>246</i>	<i>425</i>	<i>35</i>
D02A: Which best describes your recent employment experience?																	
1. I have a paid job right now	59.3	57.4	61.1	63.7	50.1	63.8	62.4	57.9	52.0	59.9	58.1	54.2	65.1	66.7	64.5	35.4	
2. No paid job now, but I had one during the past 3 months	10.5	11.1	10.3	10.1	9.6	8.4	10.3	12.3	9.4	9.8	12.7	9.5	9.8	15.1	9.8	20.9	
3. No paid job in the past 3 months—GO TO Q.D10	18.1	21.4	14.6	17.7	20.9	18.7	17.5	17.1	20.4	18.4	17.5	19.2	17.2	13.1	17.8	27.1	
4. Never had a paid job—GO TO Q.D10	12.2	10.1	14.1	8.5	19.4	9.1	9.8	12.7	18.2	11.9	11.7	17.0	7.8	5.1	7.9	16.6	
<i>Item 21530 Subject C01</i>	<i>N</i>	<i>2366</i>	<i>1086</i>	<i>1183</i>	<i>1654</i>	<i>242</i>	<i>493</i>	<i>623</i>	<i>827</i>	<i>424</i>	<i>1822</i>	<i>469</i>	<i>1140</i>	<i>490</i>	<i>245</i>	<i>421</i>	<i>35</i>
D02B: Which of the job categories below comes closest to the kind of work you have done for pay on your current (or most recent) job? (If more than one kind of work, choose the one where you worked the most hours. Do not include work around the house.)																	
01. Have not worked for pay	2.0	1.7	1.5	1.0	6.5	0.5	1.9	2.5	2.7	1.9	2.6	2.4	1.5	-	1.7	4.3	
02. Lawn or yard work	3.5	6.4	0.9	3.7	3.3	2.0	3.1	5.2	2.5	3.2	5.0	2.9	3.7	2.4	4.8	6.7	
03. Fast food worker	13.7	13.4	14.3	11.3	26.6	8.8	14.8	16.6	11.5	11.5	21.2	13.2	12.9	16.6	13.1	6.2	
04. Waiter or waitress	6.4	2.8	9.5	6.7	3.7	7.9	6.0	6.0	6.0	6.4	6.4	4.7	8.0	5.2	9.0	12.4	
05. Other restaurant worker	10.2	11.0	9.2	12.0	3.6	12.2	10.7	8.4	10.5	11.3	6.2	9.3	11.4	11.6	11.2	-	
06. Newspaper route	0.2	0.2	-	0.2	-	-	0.1	0.2	0.4	0.2	0.2	0.2	0.3	-	-	-	
07. Babysitting or childcare	5.7	1.1	10.2	6.5	4.4	8.4	3.6	4.8	7.8	6.3	3.3	7.4	4.2	4.4	5.3	2.7	
08. Farm or agricultural work	2.7	4.2	1.3	3.2	1.4	1.3	2.4	4.6	1.0	2.1	4.8	3.1	2.4	1.2	2.2	15.8	
09. Store clerk or salesperson	23.2	21.0	25.9	24.0	12.1	30.3	21.6	19.9	24.0	24.9	17.9	22.9	22.6	25.5	23.1	25.6	
10. Office or clerical	6.9	4.8	9.1	7.3	7.1	6.5	6.6	7.2	7.5	7.5	5.1	6.9	8.5	5.7	6.3	4.1	
11. Odd jobs	2.7	4.5	1.2	2.5	4.6	1.4	3.3	2.9	3.2	2.8	3.1	3.0	2.7	1.7	2.7	8.5	
12. Other	22.8	28.8	17.0	21.6	26.7	20.6	25.9	21.7	22.8	22.1	24.2	24.0	21.9	25.6	20.5	13.8	
<i>Item 25160 Subject C01</i>	<i>N†</i>	<i>1646</i>	<i>754</i>	<i>826</i>	<i>1219</i>	<i>146</i>	<i>344</i>	<i>463</i>	<i>574</i>	<i>265</i>	<i>1257</i>	<i>337</i>	<i>721</i>	<i>369</i>	<i>198</i>	<i>307</i>	<i>24</i>
D02C: All things considered, how satisfied are (were) you with that job?																	
1. Completely dissatisfied	6.8	7.2	6.1	5.8	4.8	4.5	7.6	6.8	8.3	6.4	8.7	5.0	10.1	7.3	5.2	25.3	
2. Quite dissatisfied	8.8	10.1	7.8	8.9	5.5	11.2	8.0	8.3	7.6	8.4	10.6	7.4	9.2	8.7	11.0	7.7	
3. Somewhat dissatisfied	11.1	12.5	9.9	11.5	6.7	10.6	14.0	8.6	12.1	9.8	13.5	13.2	6.7	11.2	9.0	18.2	
4. Neither or mixed feelings	12.8	13.6	11.6	11.7	19.3	14.3	12.8	12.9	10.3	12.4	13.1	12.5	12.0	11.5	15.7	10.9	
5. Somewhat satisfied	23.2	22.0	24.2	22.7	29.1	21.9	18.1	25.7	28.7	22.7	24.3	23.7	21.6	27.5	22.7	7.7	
6. Quite satisfied	25.3	24.0	27.1	26.0	23.0	26.8	27.9	23.1	23.4	27.9	17.8	26.2	25.6	23.9	25.0	19.1	
7. Completely satisfied	12.1	10.5	13.4	13.4	11.6	10.7	11.6	14.5	9.5	12.5	12.1	11.8	14.9	9.9	11.3	11.1	
<i>Item 10910 Subject C01, P02</i>	<i>N†</i>	<i>1565</i>	<i>711</i>	<i>794</i>	<i>1156</i>	<i>140</i>	<i>339</i>	<i>432</i>	<i>551</i>	<i>242</i>	<i>1207</i>	<i>313</i>	<i>681</i>	<i>351</i>	<i>193</i>	<i>297</i>	<i>23</i>
The next questions are about your present or most recent paid job. (If you presently hold more than one paid job, answer for the more important one.)																	

†=excludes respondents for whom question was inappropriate.

QUESTIONNAIRE FORM 4 2004	TOTAL	SEX		RACE		REGION				COLLEGE PLANS?		ILLICIT DRUG USE: LIFETIME				
		M	F	White	Black	NE	NC	S	W	Yes	No	None	Mari- juana Only	Few Pills	More Pills	Any Her- oin
<i>N (Weighted No. of Cases):</i>	2539	1154	1220	1708	268	538	662	869	470	1859	493	1194	514	252	449	38
<i>% of Weighted Total:</i>	100.0	45.4	48.0	67.3	10.6	21.2	26.1	34.2	18.5	73.2	19.4	47.0	20.3	9.9	17.7	1.5
D03: On the average, how many hours per week do (did) you work on this particular job?																
1. 5 or less hours	8.9	8.0	9.5	9.0	7.2	6.3	9.2	9.2	11.2	9.5	7.3	10.6	7.3	5.3	8.5	13.5
2. 6 to 10 hours	14.0	13.2	14.6	13.7	11.0	15.7	14.1	11.5	17.4	15.4	9.3	17.5	11.2	16.2	8.3	9.5
3. 11 to 15 hours	16.0	16.2	16.1	16.1	11.1	19.1	16.7	15.5	11.9	16.9	12.9	17.2	13.5	17.3	15.3	18.0
4. 16 to 20 hours	20.9	18.9	23.0	22.6	16.3	21.3	22.1	20.7	18.7	21.0	21.3	21.9	21.6	17.8	18.7	23.8
5. 21 to 25 hours	18.2	18.4	18.8	18.3	19.7	17.4	17.8	18.3	19.7	17.2	21.7	15.9	22.0	22.0	16.8	19.9
6. 26 to 30 hours	11.2	12.5	9.9	10.4	16.7	10.8	10.1	13.0	9.6	10.7	13.4	8.6	11.4	12.0	17.0	-
7. 31 to 35 hours	5.0	4.8	4.9	4.9	6.9	3.9	4.7	5.9	5.3	4.7	5.8	3.5	5.2	4.2	9.4	3.2
8. 36 or more hours	5.7	8.1	3.3	4.9	11.1	5.5	5.4	5.9	6.1	4.6	8.4	4.7	7.7	5.2	6.0	12.1
<i>Item 21540 Subject C01</i>	<i>N†</i> 1730	<i>794</i>	<i>868</i>	<i>1263</i>	<i>163</i>	<i>364</i>	<i>482</i>	<i>613</i>	<i>271</i>	<i>1324</i>	<i>353</i>	<i>761</i>	<i>384</i>	<i>207</i>	<i>331</i>	<i>25</i>
D04: About how old is (was) your supervisor?																
1. Age 20 or younger	3.4	3.7	2.6	3.1	5.3	2.5	3.1	4.7	2.3	2.6	5.3	4.0	1.6	1.9	4.3	2.6
2. 21 to 25	13.1	12.3	13.8	12.3	16.5	12.2	14.9	12.7	11.9	13.7	11.7	12.8	14.8	15.8	10.2	17.7
3. 26 to 30	21.2	21.3	21.2	19.4	30.8	20.6	21.7	20.5	22.5	20.8	22.8	19.2	21.2	25.2	23.7	8.5
4. 31 or older	62.4	62.6	62.4	65.2	47.4	64.7	60.3	62.1	63.4	63.0	60.2	64.0	62.4	57.1	61.8	71.1
<i>Item 21550 Subject C01, M02</i>	<i>N†</i> 1711	<i>788</i>	<i>859</i>	<i>1258</i>	<i>158</i>	<i>364</i>	<i>478</i>	<i>602</i>	<i>268</i>	<i>1309</i>	<i>350</i>	<i>751</i>	<i>378</i>	<i>201</i>	<i>329</i>	<i>27</i>
D05: How many of the other workers are within 2 or 3 years of your own age?																
1. None	16.5	17.2	15.3	16.8	10.9	12.1	16.9	17.4	19.9	16.0	19.0	17.3	14.7	16.3	17.1	18.7
2. A few	25.9	28.2	24.6	25.3	23.5	30.5	22.2	24.8	29.0	25.7	25.9	25.9	27.7	18.6	29.1	28.7
3. About half	18.9	17.9	19.4	19.3	17.7	21.0	18.5	19.5	15.7	19.1	18.9	19.2	20.8	15.9	18.2	5.8
4. Most	18.8	18.4	19.1	18.2	27.8	17.3	19.9	20.2	16.0	19.2	18.4	18.5	17.6	26.8	15.1	29.4
5. Nearly all	16.2	13.9	18.7	16.6	15.5	16.6	20.2	13.5	14.8	16.2	15.4	16.2	16.2	17.2	15.8	14.6
6. All	3.6	4.3	2.8	3.7	4.5	2.5	2.3	4.7	4.7	3.7	2.4	2.8	3.1	5.2	4.7	2.8
<i>Item 21560 Subject C01</i>	<i>N†</i> 1707	<i>788</i>	<i>856</i>	<i>1256</i>	<i>157</i>	<i>361</i>	<i>476</i>	<i>603</i>	<i>267</i>	<i>1305</i>	<i>349</i>	<i>744</i>	<i>378</i>	<i>204</i>	<i>330</i>	<i>25</i>
D06: To what extent does (did) this job . . .																
D06A: Use your skills and abilities—let you do the things you do best?																
1. Not at all	18.6	22.6	14.9	17.8	15.7	18.2	16.8	21.2	16.6	16.9	25.9	20.1	13.3	19.4	19.5	17.7
2. A little	26.0	24.6	27.5	27.8	19.6	26.0	23.8	27.6	26.2	27.1	22.5	27.1	24.5	28.9	23.8	30.3
3. Some extent	27.7	26.3	28.8	26.1	35.0	24.3	29.7	25.6	33.5	28.3	25.9	27.5	30.8	22.9	27.9	12.8
4. Considerable extent	16.0	16.7	15.6	16.9	15.7	17.9	17.9	15.0	12.1	16.4	13.4	13.7	18.8	16.6	18.1	24.4
5. A great extent	11.7	9.9	13.1	11.4	14.0	13.6	11.8	10.6	11.6	11.2	12.3	11.7	12.6	12.2	10.7	14.8
<i>Item 21570 Subject C01</i>	<i>N†</i> 1708	<i>783</i>	<i>860</i>	<i>1254</i>	<i>155</i>	<i>364</i>	<i>473</i>	<i>605</i>	<i>265</i>	<i>1305</i>	<i>353</i>	<i>750</i>	<i>380</i>	<i>202</i>	<i>326</i>	<i>25</i>
D06B: Teach you new skills that will be useful in your future work?																
1. Not at all	19.9	21.1	18.5	19.1	18.9	21.4	16.9	23.2	16.0	18.2	27.5	20.3	17.8	19.4	21.0	23.9
2. A little	22.1	21.2	23.4	22.9	20.7	18.8	25.2	20.3	25.1	21.9	24.0	24.8	16.8	26.3	19.9	18.2
3. Some extent	26.9	26.3	27.4	26.8	27.5	29.9	27.9	24.9	25.3	28.3	20.3	23.3	31.4	27.8	29.5	20.1
4. Considerable extent	18.2	19.7	17.3	18.1	22.4	17.2	15.9	19.9	20.0	18.5	17.4	20.2	17.6	14.6	17.2	19.1
5. A great extent	12.9	11.7	13.4	13.1	10.5	12.8	14.1	11.8	13.6	13.1	10.8	11.4	16.3	11.8	12.4	18.7
<i>Item 21580 Subject C01</i>	<i>N†</i> 1707	<i>784</i>	<i>859</i>	<i>1255</i>	<i>154</i>	<i>364</i>	<i>474</i>	<i>604</i>	<i>265</i>	<i>1305</i>	<i>353</i>	<i>751</i>	<i>379</i>	<i>201</i>	<i>326</i>	<i>25</i>
D06C: Make good use of special skills you learned in technical, vocational, business, or professional studies?																
1. Not at all	45.0	46.4	44.3	47.7	32.9	50.2	40.0	46.1	44.4	45.1	47.2	49.4	40.7	46.6	40.3	35.2
2. A little	17.9	14.7	21.1	17.7	22.8	13.3	19.6	18.3	20.5	18.6	15.2	18.5	14.9	21.3	17.2	23.6
3. Some extent	18.9	18.7	18.8	16.6	25.3	17.8	20.8	18.7	17.3	19.2	15.9	17.7	20.3	15.8	21.7	18.4
4. Considerable extent	10.2	12.5	7.8	10.0	11.7	10.9	9.7	10.3	9.7	9.2	13.7	8.2	13.4	10.1	11.5	3.0
5. A great extent	8.0	7.8	8.0	7.9	7.3	7.9	9.9	6.6	8.1	7.8	7.9	6.2	10.8	6.2	9.2	19.7
<i>Item 21590 Subject C01</i>	<i>N†</i> 1696	<i>779</i>	<i>851</i>	<i>1245</i>	<i>154</i>	<i>362</i>	<i>472</i>	<i>598</i>	<i>264</i>	<i>1299</i>	<i>350</i>	<i>749</i>	<i>376</i>	<i>197</i>	<i>325</i>	<i>25</i>

†=excludes respondents for whom question was inappropriate.

QUESTIONNAIRE FORM 4 2004	TOTAL	SEX		RACE		REGION				COLLEGE PLANS?		ILLICIT DRUG USE: LIFETIME				
		M	F	White	Black	NE	NC	S	W	Yes	No	None	Mari- juana Only	Few Pills	More Pills	Any Her- oin
<i>N (Weighted No. of Cases):</i>	2539	1154	1220	1708	268	538	662	869	470	1859	493	1194	514	252	449	38
<i>% of Weighted Total:</i>	100.0	45.4	48.0	67.3	10.6	21.2	26.1	34.2	18.5	73.2	19.4	47.0	20.3	9.9	17.7	1.5
D06D: Let you get to know people with social backgrounds very different from yours?																
1. Not at all	16.7	18.8	14.5	17.3	12.1	19.5	14.3	18.2	14.1	16.2	18.6	17.5	18.1	14.9	14.2	18.8
2. A little	19.1	19.8	18.5	19.0	18.4	16.7	20.8	18.7	20.2	17.8	24.1	20.3	15.7	18.0	21.4	23.1
3. Some extent	23.1	21.8	24.3	22.4	27.8	23.3	22.4	22.7	25.1	23.0	23.3	21.3	25.1	24.8	23.6	12.1
4. Considerable extent	21.9	23.0	21.1	22.4	20.6	22.3	26.0	19.4	19.8	22.9	18.7	23.1	18.6	23.2	24.3	12.9
5. A great extent	19.1	16.6	21.6	18.9	21.0	18.2	16.6	20.9	20.9	20.1	15.2	17.9	22.5	19.1	16.5	33.1
<i>Item 21600 Subject C01, M05</i>	<i>N†</i> 1697	<i>778</i>	<i>854</i>	<i>1250</i>	<i>153</i>	<i>361</i>	<i>473</i>	<i>600</i>	<i>263</i>	<i>1298</i>	<i>350</i>	<i>747</i>	<i>378</i>	<i>200</i>	<i>323</i>	<i>25</i>
D06E: Let you get to know people over age 30?																
1. Not at all	11.2	10.7	11.5	10.2	13.2	13.6	8.5	12.3	10.1	9.9	15.6	12.4	8.3	11.8	11.0	5.0
2. A little	16.0	17.3	14.9	15.5	15.1	16.5	14.5	16.8	16.2	15.6	17.2	16.8	16.5	12.9	15.7	27.9
3. Some extent	22.9	24.2	21.4	22.2	22.4	22.7	25.3	21.1	22.9	22.7	22.7	23.0	24.7	20.8	20.5	16.8
4. Considerable extent	22.9	22.8	23.1	24.4	22.1	22.2	24.0	22.5	23.0	24.0	19.3	21.1	23.0	28.1	26.2	5.9
5. A great extent	27.1	25.0	29.0	27.8	27.2	25.1	27.7	27.4	27.8	27.7	25.1	26.6	27.5	26.4	26.7	44.4
<i>Item 21610 Subject C01, M02</i>	<i>N†</i> 1693	<i>776</i>	<i>852</i>	<i>1249</i>	<i>154</i>	<i>360</i>	<i>472</i>	<i>598</i>	<i>262</i>	<i>1295</i>	<i>348</i>	<i>746</i>	<i>377</i>	<i>199</i>	<i>321</i>	<i>25</i>
D06F: Cause you stress and tension?																
1. Not at all	18.6	18.9	17.6	16.6	22.8	19.1	18.3	17.5	21.2	19.6	15.5	22.1	19.2	14.4	13.2	6.0
2. A little	27.5	26.4	29.3	28.8	26.6	25.2	25.8	28.5	31.6	27.6	27.2	28.0	27.4	28.2	26.8	17.2
3. Some extent	24.4	26.8	22.8	25.0	18.7	24.9	27.4	21.7	24.3	24.6	23.6	24.0	25.1	23.1	24.7	33.7
4. Considerable extent	15.9	16.2	15.7	15.6	18.9	18.5	15.4	14.9	15.7	15.5	17.3	14.5	15.9	18.1	19.3	2.8
5. A great extent	13.6	11.8	14.5	14.0	12.9	12.3	13.1	17.4	7.3	12.7	16.4	11.3	12.3	16.2	15.9	40.3
<i>Item 21620 Subject C01</i>	<i>N†</i> 1692	<i>774</i>	<i>853</i>	<i>1248</i>	<i>154</i>	<i>360</i>	<i>474</i>	<i>598</i>	<i>261</i>	<i>1296</i>	<i>347</i>	<i>745</i>	<i>378</i>	<i>197</i>	<i>321</i>	<i>25</i>
D06G: Interfere with your education?																
1. Not at all	42.2	41.7	42.8	41.1	52.0	45.0	39.7	42.7	42.0	43.3	38.3	46.6	41.1	42.3	35.0	14.0
2. A little	26.1	25.2	27.0	28.3	17.0	25.2	26.5	26.4	26.1	25.7	28.5	26.6	25.1	26.5	27.3	24.3
3. Some extent	20.0	21.2	19.2	19.6	19.7	20.0	24.0	16.9	19.9	19.3	22.7	16.9	21.7	19.7	22.7	38.5
4. Considerable extent	7.4	7.3	7.0	7.2	5.3	6.5	5.3	9.1	8.3	8.0	5.0	6.1	7.2	8.2	10.6	5.6
5. A great extent	4.3	4.5	4.0	3.8	6.0	3.3	4.4	4.9	3.8	3.6	5.5	3.9	4.8	3.3	4.3	17.6
<i>Item 21630 Subject C01</i>	<i>N†</i> 1695	<i>776</i>	<i>854</i>	<i>1250</i>	<i>154</i>	<i>360</i>	<i>472</i>	<i>600</i>	<i>263</i>	<i>1297</i>	<i>349</i>	<i>746</i>	<i>378</i>	<i>199</i>	<i>322</i>	<i>25</i>
D06H: Interfere with your social life?																
1. Not at all	21.8	20.8	22.3	20.1	29.9	16.3	22.2	23.8	23.7	21.1	24.1	25.5	20.2	17.8	17.9	5.8
2. A little	25.6	25.6	26.2	27.2	18.3	26.1	25.3	26.6	23.2	26.0	26.2	26.4	26.1	26.9	25.2	10.0
3. Some extent	25.8	23.7	28.1	25.9	22.7	28.8	27.6	20.4	30.8	26.7	22.5	24.4	30.8	22.9	25.4	25.0
4. Considerable extent	15.2	16.9	13.7	15.2	19.9	16.1	15.2	16.0	12.1	15.9	13.9	15.0	12.9	19.0	15.9	22.3
5. A great extent	11.6	13.0	9.7	11.7	9.2	12.7	9.7	13.1	10.1	10.3	13.3	8.7	10.0	13.4	15.6	36.9
<i>Item 21640 Subject C01</i>	<i>N†</i> 1694	<i>775</i>	<i>856</i>	<i>1250</i>	<i>153</i>	<i>360</i>	<i>473</i>	<i>599</i>	<i>263</i>	<i>1295</i>	<i>351</i>	<i>745</i>	<i>378</i>	<i>199</i>	<i>323</i>	<i>25</i>
D06I: Interfere with your family life?																
1. Not at all	36.3	35.3	37.1	34.7	44.5	37.5	36.6	34.9	37.6	36.5	36.2	37.8	36.7	35.9	33.7	22.0
2. A little	24.7	24.1	25.4	26.2	19.8	21.9	22.9	26.0	28.8	25.3	23.5	25.3	25.6	25.8	23.6	17.1
3. Some extent	23.3	24.0	22.9	23.2	23.0	27.0	24.8	21.3	20.2	23.1	23.5	20.8	24.4	23.0	26.6	38.2
4. Considerable extent	9.1	10.0	8.5	9.1	8.0	8.6	9.8	9.5	7.4	9.1	9.6	9.6	9.2	8.1	7.5	6.1
5. A great extent	6.6	6.6	6.1	6.8	4.8	5.0	6.0	8.3	5.9	6.0	7.2	6.5	4.2	7.1	8.5	16.6
<i>Item 21650 Subject C01</i>	<i>N†</i> 1689	<i>773</i>	<i>852</i>	<i>1244</i>	<i>154</i>	<i>361</i>	<i>470</i>	<i>598</i>	<i>261</i>	<i>1293</i>	<i>347</i>	<i>744</i>	<i>377</i>	<i>197</i>	<i>321</i>	<i>25</i>
D07: To what extent is (was) this job . . .																
D07A: An interesting job to do?																
1. Not at all	19.4	22.6	16.4	18.4	16.2	19.0	18.5	21.3	16.9	18.3	24.4	19.1	15.7	19.7	22.9	20.4
2. A little	23.1	24.3	22.3	23.8	24.9	24.9	23.1	22.8	21.2	22.0	26.2	25.4	19.7	24.0	21.8	13.0
3. Some extent	26.0	22.9	28.2	26.0	24.7	27.7	24.9	23.2	31.9	27.4	19.6	25.4	29.2	28.6	22.6	15.6
4. Considerable extent	19.3	18.4	20.5	20.0	17.5	16.6	21.1	20.2	17.5	19.5	18.1	18.2	20.7	18.7	20.7	19.7
5. A great extent	12.3	11.8	12.6	11.9	16.6	11.8	12.3	12.5	12.6	12.9	11.6	11.9	14.8	9.1	12.1	31.3
<i>Item 21660 Subject C01</i>	<i>N†</i> 1694	<i>776</i>	<i>853</i>	<i>1249</i>	<i>153</i>	<i>358</i>	<i>475</i>	<i>598</i>	<i>262</i>	<i>1294</i>	<i>349</i>	<i>746</i>	<i>376</i>	<i>198</i>	<i>322</i>	<i>25</i>

†=excludes respondents for whom question was inappropriate.

MONITORING THE FUTURE

QUESTIONNAIRE FORM 4 2004	TOTAL	SEX		RACE		REGION				COLLEGE PLANS?		ILLICIT DRUG USE: LIFETIME					
		M	F	White	Black	NE	NC	S	W	Yes	No	None	Mari- juana Only	Few Pills	More Pills	Any Her- oin	
<i>N (Weighted No. of Cases):</i>	2539	1154	1220	1708	268	538	662	869	470	1859	493	1194	514	252	449	38	
<i>% of Weighted Total:</i>	100.0	45.4	48.0	67.3	10.6	21.2	26.1	34.2	18.5	73.2	19.4	47.0	20.3	9.9	17.7	1.5	
D07B: A job you COULD be happy doing for most of your life?																	
1. Not at all	61.4	61.4	62.2	62.2	59.5	60.8	60.3	64.4	57.6	62.1	58.5	63.6	56.7	63.7	60.6	57.0	
2. A little	14.4	13.6	15.3	15.3	12.9	14.2	16.4	12.0	16.9	14.9	11.8	14.0	18.4	8.8	14.6	20.9	
3. Some extent	12.7	14.5	10.9	11.4	17.3	12.6	12.9	12.3	13.6	12.4	14.8	12.2	11.8	16.7	12.7	8.5	
4. Considerable extent	6.7	6.2	7.2	6.8	5.5	7.0	7.4	6.1	6.3	6.0	9.4	5.3	8.4	5.2	9.5	-	
5. A great extent	4.7	4.3	4.5	4.3	4.8	5.4	3.0	5.2	5.6	4.6	5.4	5.0	4.7	5.6	2.6	13.5	
<i>Item 21670 Subject C01</i>	<i>N†</i>	1689	775	852	1245	153	359	472	597	262	1290	347	741	375	199	322	25
D07C: The type of work you EXPECT to be doing for most of your life?																	
1. Not at all	71.7	68.8	75.6	73.0	72.0	73.3	70.9	71.0	72.3	74.0	63.8	73.6	69.6	71.0	72.4	49.4	
2. A little	10.0	11.3	8.9	11.0	4.9	11.4	9.7	9.2	10.6	9.1	12.7	9.8	8.5	12.7	10.4	18.2	
3. Some extent	10.4	11.4	8.5	8.7	13.1	8.4	12.7	10.1	10.1	10.0	11.9	9.4	13.5	8.3	10.2	7.3	
4. Considerable extent	4.5	4.8	4.5	4.2	5.1	3.8	4.5	5.0	4.4	3.9	7.0	4.2	4.5	4.4	4.0	19.2	
5. A great extent	3.4	3.6	2.5	3.2	4.8	3.1	2.3	4.7	2.6	3.1	4.7	3.0	3.9	3.5	2.9	5.9	
<i>Item 21680 Subject C01</i>	<i>N†</i>	1694	778	851	1249	153	360	474	598	262	1293	351	747	377	198	321	25
D07D: A good stepping-stone toward the kind of work you want in the long run?																	
1. Not at all	51.8	51.4	52.7	51.6	54.7	52.5	49.7	54.4	48.9	52.2	49.8	53.4	46.0	52.4	54.3	46.9	
2. A little	18.3	18.0	18.4	19.5	14.1	18.6	19.1	17.4	18.2	18.1	18.6	18.9	19.9	18.0	17.0	9.8	
3. Some extent	14.6	15.2	13.6	12.6	19.9	11.8	15.1	13.4	19.8	14.5	15.0	12.4	16.6	16.2	13.0	40.2	
4. Considerable extent	7.8	7.5	8.1	8.5	3.9	7.7	8.8	8.0	5.7	8.2	7.6	8.0	8.7	6.0	8.6	-	
5. A great extent	7.5	7.8	7.2	7.8	7.4	9.3	7.3	6.7	7.4	7.0	8.9	7.3	8.8	7.4	7.1	3.1	
<i>Item 21690 Subject C01</i>	<i>N†</i>	1693	777	852	1248	153	359	474	599	261	1291	350	745	376	198	321	25
D07E: The kind of work people do just for the money?																	
1. Not at all	17.9	15.6	19.8	19.4	16.3	17.1	18.2	17.9	18.7	18.1	17.1	18.5	16.7	16.6	19.7	13.6	
2. A little	14.7	13.5	15.3	15.2	16.3	14.8	16.5	12.8	15.8	14.5	15.7	16.8	15.6	7.7	11.6	34.8	
3. Some extent	22.0	23.6	20.7	20.3	19.8	23.3	23.0	18.8	26.1	22.4	20.8	23.2	20.4	24.8	20.6	6.3	
4. Considerable extent	21.9	21.6	23.1	22.4	15.9	24.5	19.9	22.9	19.7	21.7	21.8	21.4	20.8	23.9	24.3	17.8	
5. A great extent	23.4	25.6	21.0	22.6	31.7	20.4	22.4	27.8	19.8	23.3	24.7	20.0	26.5	27.1	23.9	27.5	
<i>Item 21700 Subject C01</i>	<i>N†</i>	1685	772	848	1242	152	358	472	594	261	1288	345	744	375	199	321	25
D08: To what extent did any high school teacher or counselor help you get this job?																	
1. Not at all	84.0	81.3	87.5	87.4	72.6	90.2	82.6	80.6	86.1	85.3	79.0	83.8	81.6	87.7	87.9	71.0	
2. A little	4.4	5.5	3.2	3.7	9.3	4.1	3.4	6.3	2.5	3.8	6.9	5.5	4.3	2.8	2.5	7.0	
3. Some extent	5.7	7.0	4.5	4.1	12.3	3.3	7.7	5.4	5.5	5.1	7.3	3.9	8.3	5.8	4.9	8.5	
4. Considerable extent	3.1	3.2	2.6	2.7	1.9	1.0	4.3	3.6	2.6	3.0	3.8	3.4	3.5	1.3	2.8	9.4	
5. A great extent	2.8	3.0	2.2	2.0	4.0	1.4	2.0	4.0	3.2	2.8	3.0	3.4	2.3	2.4	1.9	4.1	
<i>Item 21710 Subject C01, M02</i>	<i>N†</i>	1670	761	844	1232	152	353	471	589	257	1274	343	736	373	196	316	25
D09: Is (was) this job part of a work-study program?																	
1. Yes	10.7	11.1	10.6	9.2	17.7	6.0	10.3	15.3	7.6	9.8	14.4	10.7	8.7	10.8	11.7	-	
2. No	89.3	88.9	89.4	90.8	82.3	94.0	89.7	84.7	92.4	90.2	85.6	89.3	91.3	89.2	88.3	100.0	
<i>Item 21720 Subject C01</i>	<i>N†</i>	1641	747	837	1222	148	354	460	574	253	1261	331	726	364	195	308	25
D10: People have different opinions about world problems. How much to you agree or disagree with each of the following statements?																	
D10A: I feel that I can do very little to change the way the world is today																	
1. Disagree	13.0	13.5	12.0	12.4	17.0	14.0	9.9	14.4	13.7	12.3	14.8	12.7	11.1	10.0	17.3	9.5	
2. Mostly disagree	20.8	17.8	24.0	22.1	19.9	18.6	21.7	20.7	22.2	23.1	13.3	23.0	18.2	21.0	16.5	16.1	
3. Neither	28.0	26.9	28.5	27.2	23.9	25.6	32.8	26.8	25.7	27.9	27.0	27.5	28.7	33.5	26.5	25.6	
4. Mostly agree	24.1	24.2	24.1	25.0	23.3	26.3	22.6	24.5	23.0	24.9	22.3	25.2	25.4	20.2	24.5	14.3	
5. Agree	14.1	17.5	11.3	13.2	15.9	15.5	13.0	13.5	15.4	11.7	22.5	11.5	16.6	15.3	15.2	34.4	
<i>Item 10920 Subject I02, J</i>	<i>N</i>	2270	1041	1135	1605	231	457	608	798	407	1748	449	1102	464	236	398	36

†=excludes respondents for whom question was inappropriate.

DESCRIPTIVE RESULTS: 2004

181

QUESTIONNAIRE FORM 4 2004	TOTAL	SEX		RACE		REGION				COLLEGE PLANS?		ILLICIT DRUG USE: LIFETIME				
		M	F	White	Black	NE	NC	S	W	Yes	No	None	Mari- juana Only	Few Pills	More Pills	Any Her- oin
<i>N (Weighted No. of Cases):</i>	2539	1154	1220	1708	268	538	662	869	470	1859	493	1194	514	252	449	38
<i>% of Weighted Total:</i>	100.0	45.4	48.0	67.3	10.6	21.2	26.1	34.2	18.5	73.2	19.4	47.0	20.3	9.9	17.7	1.5
D10B: It does little good to clean up air and water pollution because this society will not last long enough for it to matter																
1. Disagree	30.6	28.9	32.1	32.4	25.1	31.6	29.1	29.3	34.0	31.1	27.8	32.4	28.1	29.6	30.1	13.2
2. Mostly disagree	26.3	27.8	25.8	28.2	19.0	25.8	30.3	23.6	26.2	27.9	21.4	30.3	23.1	24.1	21.5	32.3
3. Neither	26.3	24.2	27.9	24.6	30.9	23.3	27.8	27.3	25.7	25.2	29.8	24.4	27.7	30.0	26.2	28.7
4. Mostly agree	11.1	11.2	10.7	10.4	16.2	12.3	9.7	12.3	9.8	11.5	10.6	9.9	14.3	9.7	12.9	6.6
5. Agree	5.7	7.8	3.4	4.5	8.9	7.1	3.2	7.5	4.3	4.3	10.3	3.0	6.8	6.6	9.2	19.3
<i>Item 10930 Subject F05, J</i>	<i>N</i> 2251	1028	1130	1592	230	455	605	785	405	1737	445	1090	459	235	399	35
D10C: When things get tough enough, we'll put our minds to it and find a technological solution																
1. Disagree	6.6	7.6	5.3	6.2	10.9	7.9	4.5	7.1	7.5	4.9	14.0	6.0	6.3	4.4	8.1	15.9
2. Mostly disagree	11.9	12.3	12.2	12.7	8.9	13.0	13.1	10.6	11.3	11.6	14.0	12.2	10.3	10.3	14.5	11.8
3. Neither	31.2	25.6	36.3	30.6	31.8	29.5	35.3	29.8	29.6	31.1	31.9	29.5	29.3	38.4	33.3	38.2
4. Mostly agree	35.9	36.6	34.9	37.3	28.6	34.9	34.8	36.1	38.1	37.9	28.2	38.8	34.1	37.3	31.8	18.2
5. Agree	14.4	17.9	11.3	13.2	19.8	14.7	12.3	16.4	13.5	14.5	11.9	13.5	20.1	9.6	12.3	15.8
<i>Item 10940 Subject I01, J</i>	<i>N</i> 2228	1015	1121	1576	227	446	604	774	404	1725	436	1079	458	232	392	35
D10D: When I think about all the terrible things that have been happening, it is hard for me to hold out much hope for the world																
1. Disagree	15.9	18.9	12.6	16.6	17.6	17.3	15.8	16.2	13.8	15.6	15.8	17.6	15.7	11.6	13.2	15.6
2. Mostly disagree	23.2	22.0	25.1	25.9	13.6	24.2	24.1	22.1	22.9	24.5	18.8	25.7	20.6	21.7	21.8	17.7
3. Neither	34.6	33.2	35.7	33.1	32.4	34.4	36.6	33.0	34.8	34.4	35.7	32.5	34.3	44.2	34.8	32.3
4. Mostly agree	19.4	17.6	20.9	18.7	25.0	18.5	18.9	19.3	21.3	19.6	19.7	18.4	22.7	15.4	21.6	13.1
5. Agree	6.9	8.3	5.7	5.6	11.3	5.6	4.6	9.3	7.2	5.9	10.0	5.7	6.7	7.1	8.7	21.3
<i>Item 10950 Subject J</i>	<i>N</i> 2234	1025	1118	1581	228	452	599	779	403	1732	436	1083	460	234	392	34
D10E: I often wonder if there is any real purpose to my life in light of the world situation																
1. Disagree	29.3	28.8	29.0	30.5	29.2	30.7	28.7	29.4	28.4	29.7	27.6	34.4	27.2	21.6	22.6	21.4
2. Mostly disagree	18.7	19.8	17.8	20.3	14.5	13.8	18.5	18.7	24.4	19.8	15.2	18.6	19.7	19.2	17.5	20.3
3. Neither	32.0	31.0	33.5	31.2	30.5	32.5	36.3	28.6	31.6	31.5	35.1	28.5	32.5	36.3	37.4	33.6
4. Mostly agree	14.1	13.0	15.4	13.4	17.1	17.8	12.7	14.9	10.6	14.2	12.7	13.8	15.0	16.1	14.3	4.1
5. Agree	5.9	7.4	4.3	4.6	8.7	5.3	3.9	8.3	5.1	4.9	9.3	4.7	5.6	6.9	8.2	20.6
<i>Item 10960 Subject J</i>	<i>N</i> 2222	1017	1114	1574	228	446	601	773	403	1730	430	1073	454	235	394	35
D10F: My guess is that this country will be caught up in a major world upheaval in the next 10 years																
1. Disagree	11.1	12.7	9.1	11.3	11.2	11.1	11.6	10.9	11.0	10.6	13.7	10.5	11.7	9.2	13.2	8.8
2. Mostly disagree	14.4	15.8	13.1	15.8	12.5	12.8	16.8	13.5	14.2	14.9	13.4	14.8	14.6	14.9	13.3	11.8
3. Neither	40.8	32.9	48.3	40.0	41.2	38.7	43.6	41.7	37.1	40.1	42.8	43.6	36.7	41.9	38.0	34.6
4. Mostly agree	22.8	25.1	20.9	21.9	25.5	24.7	20.9	21.5	26.0	24.4	16.5	22.4	25.3	22.6	21.1	24.0
5. Agree	10.9	13.5	8.5	10.9	9.5	12.7	7.1	12.5	11.7	10.0	13.5	8.7	11.7	11.4	14.3	20.8
<i>Item 10970 Subject J</i>	<i>N</i> 2221	1019	1111	1580	226	441	605	772	403	1720	434	1073	454	233	393	35
D10G: Nuclear or biological annihilation will probably be the fate of all mankind, within my lifetime																
1. Disagree	28.1	28.5	27.3	31.2	25.9	26.6	30.6	26.7	28.4	29.3	24.9	29.0	27.3	28.3	27.1	15.0
2. Mostly disagree	17.0	19.7	14.7	17.6	16.4	19.3	13.4	17.5	18.7	17.6	13.8	19.2	13.9	18.4	14.3	12.2
3. Neither	39.5	31.9	47.2	38.1	39.4	36.6	41.7	39.8	38.8	38.8	43.7	38.7	41.4	41.9	38.7	44.9
4. Mostly agree	9.1	10.7	7.2	7.9	9.6	9.3	9.6	8.4	9.4	8.8	8.4	8.7	10.4	5.8	10.7	6.2
5. Agree	6.4	9.2	3.6	5.1	8.7	8.2	4.7	7.6	4.8	5.5	9.2	4.4	7.0	5.7	9.2	21.7
<i>Item 10980 Subject J</i>	<i>N</i> 2215	1017	1107	1567	228	437	599	775	404	1716	436	1063	454	234	395	35
D10H: The human race has come through tough times before, and will do so again																
1. Disagree	5.7	6.9	4.2	5.4	8.0	4.8	4.8	7.6	4.6	4.2	11.3	4.3	5.6	5.9	7.1	15.5
2. Mostly disagree	6.6	8.6	4.7	6.1	8.2	8.4	6.2	5.8	6.8	6.4	7.0	6.8	6.0	4.3	8.1	8.1
3. Neither	30.6	29.2	32.6	28.8	30.5	29.4	33.9	29.0	30.3	29.3	37.8	30.4	29.9	33.8	29.6	49.1
4. Mostly agree	35.4	30.6	40.2	37.8	29.7	36.6	33.9	35.9	35.7	38.0	26.1	37.6	35.7	31.7	34.7	8.9
5. Agree	21.6	24.7	18.4	21.9	23.8	20.9	21.2	21.7	22.6	22.3	17.8	20.9	22.8	24.2	20.4	18.4
<i>Item 10990 Subject J</i>	<i>N</i> 2220	1017	1112	1571	229	446	599	774	401	1720	435	1070	454	232	396	34

QUESTIONNAIRE FORM 4 2004	TOTAL	SEX		RACE		REGION				COLLEGE PLANS?		ILLCIT DRUG USE: LIFETIME					
		M	F	White	Black	NE	NC	S	W	Yes	No	None	Mari- juana Only	Few Pills	More Pills	Any Her- oin	
<i>N (Weighted No. of Cases):</i>	2539	1154	1220	1708	268	538	662	869	470	1859	493	1194	514	252	449	38	
<i>% of Weighted Total:</i>	100.0	45.4	48.0	67.3	10.6	21.2	26.1	34.2	18.5	73.2	19.4	47.0	20.3	9.9	17.7	1.5	
The next questions are about alcohol use—this time asking separately about beer, wine, wine coolers, and hard liquor.																	
D11: On how many occasions (if any) have you had beer to drink . . .																	
D11A: . . . in your lifetime?																	
1. 0 occasions	29.2	27.0	31.2	24.6	49.9	22.1	28.8	33.2	30.4	30.0	26.3	51.0	14.1	10.9	5.1	2.5	
2. 1-2	12.1	8.6	15.5	12.1	17.4	10.1	12.6	14.0	9.9	13.0	9.7	16.2	10.5	11.6	4.7	6.6	
3. 3-5	10.9	11.0	10.9	10.9	8.0	11.2	9.5	11.7	11.0	11.3	9.6	10.5	14.0	13.7	7.2	2.0	
4. 6-9	8.6	7.6	9.4	9.2	9.0	8.9	9.3	8.0	8.6	9.1	6.8	7.7	11.6	12.6	5.0	-	
5. 10-19	10.6	11.2	10.2	11.2	8.4	13.4	9.1	9.7	11.5	10.7	10.3	6.5	19.3	14.2	8.7	17.6	
6. 20-39	9.6	8.2	10.5	10.7	2.0	12.8	10.9	7.2	8.2	9.6	9.2	3.6	12.5	15.8	18.4	2.4	
7. 40 or more	19.0	26.3	12.3	21.4	5.3	21.5	19.8	16.2	20.3	16.2	28.1	4.7	17.9	21.2	50.9	68.9	
<i>Item 11000 Subject A01a</i>	<i>N</i>	<i>2065</i>	<i>941</i>	<i>1039</i>	<i>1488</i>	<i>195</i>	<i>428</i>	<i>559</i>	<i>713</i>	<i>366</i>	<i>1603</i>	<i>400</i>	<i>956</i>	<i>441</i>	<i>225</i>	<i>386</i>	<i>32</i>
D11B: . . . during the last 12 months?																	
1. 0 occasions	41.4	37.0	45.5	36.8	66.2	35.7	40.0	46.4	40.4	42.9	36.1	63.5	29.4	21.6	14.2	6.8	
2. 1-2	15.1	12.6	17.1	15.3	13.6	14.1	13.1	16.6	16.1	15.4	15.0	17.4	13.4	18.7	9.4	8.3	
3. 3-5	11.3	11.0	11.6	12.1	6.0	11.8	12.6	9.3	12.6	11.3	10.2	8.2	17.2	14.0	9.6	24.5	
4. 6-9	8.8	9.9	8.0	9.1	7.0	10.1	10.1	7.8	7.3	8.8	9.5	4.1	16.5	13.3	9.4	-	
5. 10-19	10.7	11.5	9.9	12.7	2.4	14.3	11.2	9.0	9.0	10.6	10.2	5.2	10.9	14.9	22.8	2.6	
6. 20-39	4.9	6.1	3.7	5.4	2.7	6.5	5.6	3.1	5.2	5.0	4.7	0.4	7.1	7.1	12.1	8.5	
7. 40 or more	7.8	11.9	4.2	8.7	2.1	7.4	7.5	7.7	9.3	6.0	14.3	1.2	5.5	10.5	22.5	49.3	
<i>Item 11010 Subject A01b</i>	<i>N</i>	<i>2054</i>	<i>934</i>	<i>1038</i>	<i>1480</i>	<i>194</i>	<i>425</i>	<i>559</i>	<i>708</i>	<i>362</i>	<i>1593</i>	<i>400</i>	<i>956</i>	<i>435</i>	<i>222</i>	<i>385</i>	<i>29</i>
D11C: . . . during the last 30 days?																	
1. 0 occasions	61.7	55.9	67.9	58.4	81.4	57.4	58.6	65.8	63.9	63.4	56.0	82.4	52.8	47.3	31.6	30.3	
2. 1-2	15.7	15.5	15.3	16.7	9.4	18.1	16.1	13.6	16.1	16.2	13.8	11.6	20.8	18.6	19.7	8.4	
3. 3-5	9.4	10.5	8.5	11.1	2.3	10.1	9.9	9.5	7.5	8.7	11.9	3.6	12.5	17.3	15.7	2.6	
4. 6-9	6.4	8.7	4.4	6.7	4.3	7.7	7.8	4.5	6.3	6.5	6.7	1.5	8.9	9.3	13.2	9.2	
5. 10-19	4.0	4.6	3.1	4.0	1.5	3.1	6.2	2.9	3.7	3.6	5.3	0.4	3.6	4.3	11.1	31.2	
6. 20-39	1.4	2.3	0.4	1.6	-	2.7	0.4	1.6	0.8	0.8	3.2	-	0.7	2.5	4.8	5.0	
7. 40 or more	1.4	2.5	0.4	1.6	1.0	0.8	1.0	2.1	1.7	0.9	3.1	0.4	0.6	0.6	4.1	13.4	
<i>Item 11020 Subject A01c</i>	<i>N</i>	<i>2057</i>	<i>938</i>	<i>1036</i>	<i>1485</i>	<i>192</i>	<i>429</i>	<i>560</i>	<i>704</i>	<i>364</i>	<i>1594</i>	<i>399</i>	<i>952</i>	<i>440</i>	<i>224</i>	<i>385</i>	<i>29</i>
D12: Think back over the LAST TWO WEEKS. How many times have you had five or more 12-ounce cans of beer (or the equivalent) in a row?																	
1. None	76.3	67.9	84.4	74.3	86.4	73.9	73.8	78.2	79.1	78.5	68.0	92.3	71.6	68.9	49.6	33.6	
2. Once	7.1	7.5	6.6	7.8	3.4	7.2	7.7	6.9	6.3	6.8	8.8	3.5	9.4	11.2	11.5	5.4	
3. Twice	6.3	9.6	3.8	7.0	3.4	7.1	6.7	5.6	5.8	5.8	8.7	3.4	9.3	4.8	9.9	17.2	
4. Three to five times	6.3	8.9	3.7	6.7	3.8	8.5	7.8	4.4	5.1	5.9	7.2	0.5	5.2	12.3	17.8	14.7	
5. Six to nine times	1.9	3.3	0.7	2.0	2.0	1.3	2.5	1.7	2.4	1.9	1.7	0.1	2.7	2.1	5.0	9.7	
6. Ten or more times	2.1	2.9	0.9	2.2	1.0	2.0	1.5	3.1	1.3	1.1	5.7	0.2	1.8	0.6	6.2	19.3	
<i>Item 11030 Subject A01d</i>	<i>N</i>	<i>2015</i>	<i>909</i>	<i>1020</i>	<i>1444</i>	<i>195</i>	<i>419</i>	<i>546</i>	<i>695</i>	<i>355</i>	<i>1562</i>	<i>386</i>	<i>947</i>	<i>424</i>	<i>214</i>	<i>374</i>	<i>32</i>
D13: On how many occasions (if any) have you had wine cooler(s) to drink . . .																	
D13A: . . . in your lifetime?																	
1. 0 occasions	42.7	54.7	30.7	41.4	40.8	39.4	42.3	45.0	42.8	43.3	39.4	61.4	31.5	27.9	20.1	11.6	
2. 1-2	17.5	13.9	21.3	19.2	15.3	20.1	17.1	16.1	18.1	18.7	14.3	16.1	24.1	16.5	15.3	7.4	
3. 3-5	14.4	11.6	17.3	15.1	12.3	15.3	14.0	14.0	14.7	13.6	16.7	11.9	14.7	18.5	18.4	7.9	
4. 6-9	8.9	6.9	10.6	8.8	11.0	8.5	10.3	8.4	8.1	8.9	8.9	4.4	13.9	15.7	10.9	7.4	
5. 10-19	7.2	5.7	8.8	6.8	12.0	8.2	6.4	6.6	8.4	7.4	7.0	3.1	6.8	11.8	14.4	10.2	
6. 20-39	4.1	1.6	6.2	3.5	5.7	3.8	4.7	4.2	3.5	4.1	4.3	1.7	4.2	7.1	8.2	2.3	
7. 40 or more	5.2	5.5	5.1	5.2	2.9	4.6	5.3	5.8	4.4	4.0	9.4	1.3	4.7	2.4	12.8	53.3	
<i>Item 22620 Subject A01a</i>	<i>N</i>	<i>2076</i>	<i>949</i>	<i>1039</i>	<i>1495</i>	<i>193</i>	<i>430</i>	<i>557</i>	<i>717</i>	<i>372</i>	<i>1603</i>	<i>413</i>	<i>968</i>	<i>437</i>	<i>224</i>	<i>390</i>	<i>33</i>

DESCRIPTIVE RESULTS: 2004

183

QUESTIONNAIRE FORM 4 2004	TOTAL	SEX		RACE		REGION				COLLEGE PLANS?		ILLICIT DRUG USE: LIFETIME				
		M	F	White	Black	NE	NC	S	W	Yes	No	None	Mari- juana Only	Few Pills	More Pills	Any Her- oin
<i>N (Weighted No. of Cases):</i>	2539	1154	1220	1708	268	538	662	869	470	1859	493	1194	514	252	449	38
<i>% of Weighted Total:</i>	100.0	45.4	48.0	67.3	10.6	21.2	26.1	34.2	18.5	73.2	19.4	47.0	20.3	9.9	17.7	1.5
D13B: . . . during the last 12 months?																
1. 0 occasions	63.3	71.4	54.9	62.9	62.6	64.0	64.2	62.6	62.6	63.8	59.8	76.3	59.4	51.5	47.4	11.8
2. 1-2	17.0	13.7	20.6	18.4	14.3	16.9	16.2	17.6	17.3	17.0	18.1	15.4	19.7	17.2	17.7	15.5
3. 3-5	8.4	6.0	10.9	8.5	7.9	7.4	10.5	7.4	8.3	8.3	9.5	4.2	10.3	16.4	11.5	20.4
4. 6-9	4.7	2.8	6.5	4.6	6.3	5.2	4.1	4.2	6.0	5.1	3.2	2.0	4.2	6.4	9.5	17.9
5. 10-19	3.7	3.1	4.2	3.0	6.7	4.4	2.3	4.5	3.5	3.8	3.7	1.3	3.2	7.3	8.0	4.5
6. 20-39	1.2	0.8	1.6	1.3	1.0	1.0	1.5	1.2	0.9	0.9	2.3	0.6	1.8	0.5	2.0	2.3
7. 40 or more	1.6	2.0	1.3	1.4	1.3	1.0	1.2	2.4	1.4	1.1	3.4	0.1	1.3	0.7	3.9	27.6
<i>Item 22630 Subject A01b</i>	<i>N</i> 2066	944	1035	1492	189	429	554	712	372	1598	409	962	435	223	392	32
D13C: . . . during the last 30 days?																
1. 0 occasions	85.6	88.8	82.8	87.6	79.0	85.3	89.0	83.3	85.4	86.3	83.3	93.2	82.7	80.4	75.9	56.2
2. 1-2	7.9	5.3	10.1	7.2	11.8	7.2	7.3	8.4	8.7	8.0	6.8	4.1	10.5	12.0	11.8	7.0
3. 3-5	3.6	3.0	4.2	3.3	3.1	5.4	1.8	3.8	3.7	3.2	5.7	1.8	4.0	3.4	7.5	9.3
4. 6-9	1.1	0.8	1.5	0.8	1.9	0.6	0.5	1.9	1.4	1.0	1.2	0.6	2.1	0.8	1.5	4.4
5. 10-19	0.9	0.8	1.2	0.5	3.1	1.4	0.8	1.1	0.2	0.9	1.2	0.3	0.3	3.0	1.2	9.2
6. 20-39	0.1	-	0.1	*	-	-	-	0.1	0.3	-	0.4	-	0.2	-	0.3	-
7. 40 or more	0.7	1.4	0.1	0.5	1.0	-	0.6	1.4	0.3	0.5	1.4	-	0.3	0.3	1.9	13.8
<i>Item 22640 Subject A01c</i>	<i>N</i> 2068	946	1035	1494	189	427	553	716	371	1597	411	962	435	223	390	33
D14: Think back over the LAST TWO WEEKS. How many times have you had five or more 12-ounce bottles of wine cooler (or the equivalent) in a row?																
1. None	92.5	92.5	92.0	93.6	86.7	92.5	93.6	91.4	92.9	93.3	89.2	97.6	92.0	89.8	84.3	59.9
2. Once	3.5	3.5	3.7	3.1	6.1	2.3	4.1	4.1	2.7	2.8	5.7	0.9	5.7	3.3	7.6	5.5
3. Twice	1.9	1.0	2.8	1.6	2.8	2.1	0.9	1.9	3.1	2.0	1.6	1.0	0.5	3.8	3.5	10.1
4. Three to five times	1.1	1.1	1.2	1.1	0.9	1.6	0.8	1.3	0.8	1.1	1.5	0.3	1.4	0.7	2.9	5.7
5. Six to nine times	0.7	1.4	0.1	0.2	3.4	1.4	0.3	0.6	0.6	0.5	1.3	0.1	0.4	2.1	0.6	15.3
6. Ten or more times	0.4	0.6	0.2	0.4	-	-	0.4	0.7	-	0.3	0.7	0.1	-	0.3	1.0	3.6
<i>Item 22650 Subject A01d</i>	<i>N</i> 2001	905	1013	1445	187	421	528	698	354	1551	389	939	425	215	370	29
D15: On how many occasions (if any) have you had wine to drink, not counting wine coolers . . .																
D15A: . . . in your lifetime?																
1. 0 occasions	44.6	49.5	39.6	40.8	59.4	37.4	41.5	51.2	45.0	44.1	47.1	62.3	36.1	28.1	20.3	14.6
2. 1-2	21.3	17.8	24.2	23.1	18.7	21.6	23.0	18.7	23.5	21.3	21.0	18.4	27.9	22.3	22.3	10.1
3. 3-5	13.8	11.0	16.5	13.9	12.0	15.1	14.5	13.4	11.9	14.2	12.9	8.5	18.6	24.7	15.7	6.9
4. 6-9	7.2	6.6	7.8	7.1	5.7	8.2	7.9	5.8	7.3	7.3	6.3	4.4	6.8	11.3	11.5	16.3
5. 10-19	6.3	6.5	6.4	7.1	3.5	9.1	7.0	4.0	6.5	6.3	6.0	4.4	6.8	7.8	10.0	7.9
6. 20-39	2.3	2.5	2.2	2.8	0.5	3.3	1.9	1.8	3.0	2.7	0.9	1.3	1.5	1.9	6.3	2.4
7. 40 or more	4.5	6.1	3.2	5.1	0.3	5.3	4.3	5.1	2.7	4.1	5.9	0.8	2.3	3.9	13.9	41.7
<i>Item 11040 Subject A01a</i>	<i>N</i> 2063	940	1035	1487	194	431	553	710	369	1599	406	964	438	221	385	31
D15B: . . . during the last 12 months?																
1. 0 occasions	62.4	65.0	59.4	59.7	76.6	56.0	61.4	66.6	63.1	61.4	65.7	76.2	57.8	51.4	41.5	20.0
2. 1-2	20.5	17.2	23.5	21.3	15.2	22.0	21.0	18.6	21.8	21.2	18.0	14.9	27.2	27.9	22.8	26.3
3. 3-5	8.5	7.9	9.2	9.1	5.5	11.9	8.6	6.8	7.7	8.7	7.6	5.3	7.0	14.1	14.9	12.9
4. 6-9	3.8	4.0	3.8	4.4	1.2	3.9	4.5	3.0	4.4	3.9	3.8	2.4	5.1	1.8	6.7	10.8
5. 10-19	2.6	2.7	2.7	3.2	0.8	4.3	2.5	2.0	1.9	2.9	1.9	0.6	1.5	2.8	8.4	9.5
6. 20-39	0.8	1.1	0.5	0.8	-	1.3	0.9	0.5	0.6	0.9	0.3	0.3	0.5	1.8	1.4	4.9
7. 40 or more	1.4	2.0	0.8	1.5	0.6	0.6	1.2	2.6	0.6	1.1	2.8	0.4	0.8	0.4	4.2	15.7
<i>Item 11050 Subject A01b</i>	<i>N</i> 2058	937	1034	1483	192	432	551	711	364	1594	405	963	431	221	387	31
D15C: . . . during the last 30 days?																
1. 0 occasions	86.1	86.2	85.9	84.9	93.0	81.8	87.0	87.4	87.2	85.5	87.3	91.5	86.3	82.3	75.5	65.6
2. 1-2	9.1	8.4	9.6	9.5	6.1	12.0	9.2	7.2	9.1	9.7	7.0	6.5	10.0	13.2	11.9	11.0
3. 3-5	2.4	2.2	2.5	2.7	0.6	2.6	2.5	2.1	2.6	2.0	4.0	1.4	2.5	1.7	4.9	9.7
4. 6-9	1.4	1.4	1.5	1.7	0.3	2.9	0.9	1.1	0.9	1.8	-	0.4	0.7	1.7	4.6	-
5. 10-19	0.3	0.3	0.4	0.5	-	0.3	-	0.8	-	0.4	0.3	0.1	-	1.1	0.9	-
6. 20-39	0.1	0.1	-	0.1	-	0.2	-	0.1	-	0.1	0.2	-	0.2	-	0.2	-
7. 40 or more	0.6	1.3	0.1	0.6	-	0.1	0.5	1.3	0.2	0.5	1.2	-	0.4	-	1.9	13.7
<i>Item 11060 Subject A01c</i>	<i>N</i> 2054	938	1030	1481	192	431	551	708	365	1592	405	961	433	220	386	31

*=less than .05 percent.

QUESTIONNAIRE FORM 4 2004	TOTAL	SEX		RACE		REGION				COLLEGE PLANS?		ILLICIT DRUG USE: LIFETIME				
		M	F	White	Black	NE	NC	S	W	Yes	No	None	Mari- juana Only	Few Pills	More Pills	Any Her- oin
<i>N (Weighted No. of Cases):</i>	2539	1154	1220	1708	268	538	662	869	470	1859	493	1194	514	252	449	38
<i>% of Weighted Total:</i>	100.0	45.4	48.0	67.3	10.6	21.2	26.1	34.2	18.5	73.2	19.4	47.0	20.3	9.9	17.7	1.5
D16: Think back over the LAST TWO WEEKS. How many times have you had five or more 4-ounce glasses of wine in a row (or the equivalent, which is about three-fourths of a bottle)?																
1. None	95.1	93.8	96.5	95.3	98.5	95.4	94.9	95.1	95.1	95.2	94.8	97.6	95.0	93.8	91.0	71.4
2. Once	1.9	2.4	1.5	1.9	0.9	1.1	2.9	1.5	2.0	2.0	1.7	0.9	2.8	3.5	1.9	8.9
3. Twice	1.6	1.9	1.1	1.5	0.3	2.1	1.2	1.4	2.1	1.6	1.6	1.2	1.5	0.6	3.0	8.8
4. Three to five times	0.6	0.7	0.6	0.6	0.3	1.2	0.6	0.4	0.6	0.7	0.5	0.3	0.6	2.1	1.0	-
5. Six to nine times	0.4	0.4	0.3	0.4	-	0.2	0.1	0.8	0.2	0.4	0.4	-	0.2	-	1.6	3.0
6. Ten or more times	0.4	0.8	-	0.4	-	-	0.3	0.9	-	0.2	1.0	-	-	-	1.4	7.9
<i>Item 11070 Subject A01d</i>	<i>N</i> 2017	909	1024	1457	185	417	540	699	361	1561	395	962	421	214	368	29
These next questions are about hard liquor. (Hard liquor includes whiskey, Scotch, bourbon, gin, vodka, rum, etc., or mixed drinks made with liquor.)																
D17: On how many occasions (if any) have you had liquor to drink . . .																
D17A: . . . in your lifetime?																
1. 0 occasions	30.1	30.5	29.8	25.6	48.8	22.8	28.8	35.2	30.7	30.8	27.4	54.0	12.3	7.8	5.0	-
2. 1-2	11.7	9.7	14.0	11.4	13.5	13.8	13.7	9.6	10.2	11.9	9.7	14.8	12.1	12.9	3.3	5.4
3. 3-5	12.2	11.5	12.2	13.3	10.1	10.6	12.3	13.9	10.6	12.8	10.9	12.5	16.9	14.5	5.5	7.7
4. 6-9	11.3	10.5	12.1	11.8	10.2	10.7	11.8	10.6	12.6	11.4	11.1	6.5	17.1	24.9	9.7	2.1
5. 10-19	11.9	11.5	12.8	13.6	5.7	12.7	11.7	11.1	13.1	11.9	12.9	5.5	16.8	14.2	21.6	12.5
6. 20-39	10.6	10.5	10.0	10.6	7.6	13.1	8.7	10.4	10.9	9.9	12.2	3.7	15.0	13.4	21.0	11.1
7. 40 or more	12.2	15.8	9.1	13.6	4.1	16.3	13.1	9.3	11.9	11.2	15.7	3.0	9.8	12.3	33.9	61.1
<i>Item 11080 Subject A01a</i>	<i>N</i> 2063	937	1037	1490	187	430	553	710	370	1593	405	966	436	216	389	30
D17B: . . . during the last 12 months?																
1. 0 occasions	41.5	40.1	43.2	37.0	63.0	35.4	40.0	47.1	40.4	41.7	40.5	65.4	25.2	24.7	12.0	2.7
2. 1-2	14.6	12.9	15.5	15.4	10.9	14.1	16.4	13.0	15.8	15.2	12.6	15.8	18.6	12.6	9.6	3.2
3. 3-5	14.8	13.5	16.0	16.0	9.3	14.8	16.2	14.2	13.9	15.1	15.6	9.5	20.8	24.9	15.1	27.1
4. 6-9	8.7	9.5	8.5	9.7	4.8	7.8	9.0	8.7	9.0	8.9	7.1	3.2	13.3	13.6	14.4	5.1
5. 10-19	10.5	11.5	9.4	11.5	7.8	12.8	10.4	8.9	10.9	10.3	11.9	3.4	14.1	13.6	21.8	19.6
6. 20-39	4.7	5.6	3.9	4.9	2.8	8.5	4.4	2.5	5.0	4.6	4.0	1.6	5.1	4.5	12.4	4.9
7. 40 or more	5.2	6.9	3.6	5.4	1.5	6.6	3.6	5.6	4.9	4.3	8.3	1.1	3.0	6.2	14.6	37.5
<i>Item 11090 Subject A01b</i>	<i>N</i> 2059	933	1039	1489	186	429	554	708	368	1588	405	967	433	216	388	30
D17C: . . . during the last 30 days?																
1. 0 occasions	64.4	60.7	67.8	61.1	76.5	58.9	64.6	66.7	66.2	65.7	59.7	84.6	56.0	51.5	34.2	23.9
2. 1-2	17.8	17.1	19.0	20.1	12.0	18.1	18.7	17.5	16.8	17.2	20.1	10.3	21.6	28.2	26.2	15.4
3. 3-5	8.8	10.4	7.0	9.8	6.0	10.2	9.9	7.6	8.0	9.2	7.5	3.5	14.3	9.0	15.6	18.0
4. 6-9	4.4	5.5	3.5	4.8	2.7	6.6	4.9	2.9	3.7	4.1	5.2	0.9	4.6	6.2	11.0	14.5
5. 10-19	2.5	3.1	1.7	2.1	2.1	4.3	1.0	1.8	4.1	2.2	3.6	0.1	2.6	4.4	7.0	4.5
6. 20-39	0.9	1.2	0.4	0.8	0.7	0.8	0.2	1.4	0.9	0.8	1.2	0.2	0.3	0.7	2.7	8.4
7. 40 or more	1.2	2.0	0.6	1.3	-	1.2	0.7	2.1	0.3	0.8	2.7	0.4	0.6	-	3.3	15.3
<i>Item 11100 Subject A01c</i>	<i>N</i> 2059	936	1036	1488	186	429	553	708	369	1589	406	965	432	217	387	33
D18: Think back over the LAST TWO WEEKS. How many times have you had five or more mixed drinks or shot glasses of hard liquor in a row?																
1. None	76.2	70.8	81.8	74.5	84.3	71.8	76.6	78.4	76.6	77.9	70.8	92.4	70.1	68.2	49.6	31.0
2. Once	8.9	10.4	7.6	9.9	4.3	8.3	9.4	8.8	9.1	8.3	11.3	3.6	11.1	13.1	15.5	26.0
3. Twice	6.5	7.1	5.5	6.9	5.0	8.9	7.0	5.0	5.6	6.2	6.9	2.8	10.1	9.6	10.7	8.3
4. Three to five times	4.8	6.3	3.3	5.0	3.5	7.3	4.8	2.8	5.7	4.7	4.8	0.7	5.2	5.8	14.3	5.2
5. Six to nine times	1.7	2.7	0.8	1.6	2.6	1.9	1.3	2.0	1.6	1.7	1.6	0.1	1.5	2.6	4.5	18.6
6. Ten or more times	1.8	2.7	1.0	2.1	0.4	1.9	0.9	2.9	1.3	1.1	4.8	0.4	2.0	0.7	5.5	10.8
<i>Item 11110 Subject A01d</i>	<i>N</i> 1951	879	991	1410	178	403	528	666	354	1505	382	938	405	199	356	29

QUESTIONNAIRE FORM 4 2004	TOTAL	SEX		RACE		REGION				COLLEGE PLANS?		ILLICIT DRUG USE: LIFETIME					
		M	F	White	Black	NE	NC	S	W	Yes	No	None	Mari- juana Only	Few Pills	More Pills	Any Her- oin	
<i>N (Weighted No. of Cases):</i>	2539	1154	1220	1708	268	538	662	869	470	1859	493	1194	514	252	449	38	
<i>% of Weighted Total:</i>	100.0	45.4	48.0	67.3	10.6	21.2	26.1	34.2	18.5	73.2	19.4	47.0	20.3	9.9	17.7	1.5	
D19: The next questions are on another topic. Do you know about how much an ounce of marijuana would cost in your area?																	
88. Don't know	62.4	54.1	70.6	61.5	63.2	52.9	67.0	65.0	61.1	64.1	59.1	88.3	45.8	44.5	25.2	13.9	
01. Less than \$50	9.0	7.1	10.5	8.9	9.3	8.6	9.2	9.4	8.3	8.8	9.5	4.8	14.9	10.8	13.3	9.1	
02. \$50-\$99	9.1	10.7	7.9	9.5	12.4	8.7	7.2	12.1	6.6	9.1	8.3	2.5	11.5	19.3	17.6	25.1	
03. \$100-\$149	7.4	9.7	4.5	7.5	10.1	9.4	8.2	6.9	4.8	6.4	10.2	2.2	9.3	10.9	14.8	21.8	
04. \$150-\$199	3.8	5.4	2.4	4.2	1.9	6.7	2.7	2.1	5.5	3.8	3.5	0.5	7.0	3.3	9.4	2.7	
05. \$200-\$249	2.1	3.6	1.0	2.0	1.1	2.9	1.4	1.5	3.6	1.9	3.1	0.2	2.6	4.0	4.8	13.3	
06. \$250-\$299	2.5	3.8	1.2	2.8	0.7	5.8	0.6	0.7	5.0	2.4	2.4	0.3	3.1	3.7	6.7	9.0	
07. \$300-\$399	2.2	2.7	1.4	2.3	0.6	2.9	2.0	1.1	3.9	2.0	2.9	0.3	3.4	2.3	5.9	-	
08. \$400-\$499	0.3	0.5	0.2	0.3	0.3	0.4	0.2	0.6	-	0.4	0.1	0.1	0.6	-	1.1	-	
09. \$500 or more	1.2	2.3	0.3	1.1	0.3	1.8	1.5	0.7	1.2	1.1	1.0	0.9	1.9	1.2	1.2	5.2	
<i>Item 20506 Subject A01m</i>	<i>N</i>	<i>2245</i>	<i>1023</i>	<i>1121</i>	<i>1581</i>	<i>227</i>	<i>446</i>	<i>608</i>	<i>790</i>	<i>401</i>	<i>1732</i>	<i>437</i>	<i>1099</i>	<i>451</i>	<i>232</i>	<i>400</i>	<i>29</i>
D20: During the past 12 months, how often have you seen people selling illegal drugs in your neighborhood?																	
1. Never	60.9	58.1	63.7	63.2	46.6	51.2	67.4	62.5	58.7	62.4	56.7	76.7	51.8	48.7	40.0	21.2	
2. A few times a year	15.9	15.8	16.4	15.2	16.3	18.2	12.4	16.2	18.0	16.5	13.6	14.7	17.3	20.5	15.4	9.7	
3. Once or twice a month	6.7	6.7	6.5	7.4	3.9	7.8	6.9	6.0	6.6	6.3	7.8	2.6	10.7	8.7	12.2	12.6	
4. At least once a week	7.6	8.1	6.3	7.9	8.4	10.9	5.9	6.9	7.8	7.6	7.7	3.3	8.4	8.4	15.7	16.5	
5. Almost every day	9.0	11.3	7.0	6.3	24.8	12.0	7.4	8.4	8.9	7.2	14.1	2.8	11.7	13.7	16.7	40.1	
<i>Item 30880 Subject A03a</i>	<i>N</i>	<i>2251</i>	<i>1029</i>	<i>1122</i>	<i>1586</i>	<i>227</i>	<i>446</i>	<i>610</i>	<i>795</i>	<i>401</i>	<i>1732</i>	<i>444</i>	<i>1099</i>	<i>452</i>	<i>229</i>	<i>404</i>	<i>34</i>
These next questions ask for your opinions about the military services in the United States.																	
E01: To what extent do you think the following opportunities are available to people who work in the military services?																	
E01A: A chance to get ahead																	
1. To a very little extent	11.3	14.0	8.0	10.9	9.4	12.5	10.0	11.6	11.4	9.5	17.3	10.9	9.9	11.1	12.6	25.2	
2. To a little extent	10.9	12.2	9.9	10.6	13.7	10.7	10.0	10.9	12.5	11.1	10.0	11.3	9.1	7.7	12.1	7.4	
3. To some extent	40.9	38.6	43.1	42.7	37.9	43.9	43.7	38.0	39.0	43.2	33.5	42.7	40.6	42.5	37.3	31.3	
4. To a great extent	22.7	22.1	24.2	23.8	19.1	21.5	24.3	21.1	25.1	23.6	20.5	24.0	21.6	21.4	21.9	25.1	
5. To a very great extent	14.2	13.1	14.7	11.9	19.9	11.4	12.0	18.5	12.0	12.6	18.7	11.1	18.8	17.3	16.2	11.1	
<i>Item 11120 Subject L04</i>	<i>N</i>	<i>2200</i>	<i>1009</i>	<i>1093</i>	<i>1557</i>	<i>221</i>	<i>427</i>	<i>596</i>	<i>784</i>	<i>392</i>	<i>1697</i>	<i>434</i>	<i>1075</i>	<i>442</i>	<i>227</i>	<i>392</i>	<i>33</i>
E01B: A chance to get more education																	
1. To a very little extent	8.2	10.5	5.4	7.8	7.4	9.8	5.4	9.5	8.0	6.9	12.6	8.2	6.3	6.7	8.9	18.0	
2. To a little extent	10.3	11.4	9.5	10.2	15.5	9.8	10.6	9.6	11.8	11.2	7.4	10.1	10.9	11.1	9.8	6.9	
3. To some extent	30.6	33.1	28.5	31.7	25.9	32.9	32.6	28.8	28.6	30.4	32.2	31.1	30.2	30.8	29.6	33.1	
4. To a great extent	31.3	28.8	34.6	32.8	27.9	32.3	32.4	29.4	32.2	33.6	23.1	32.6	30.8	26.9	32.1	27.1	
5. To a very great extent	19.6	16.2	22.0	17.5	23.4	15.2	19.0	22.7	19.2	17.9	24.8	17.9	21.8	24.5	19.5	14.9	
<i>Item 11130 Subject B10, L04</i>	<i>N</i>	<i>2198</i>	<i>1007</i>	<i>1095</i>	<i>1556</i>	<i>222</i>	<i>427</i>	<i>597</i>	<i>781</i>	<i>393</i>	<i>1700</i>	<i>433</i>	<i>1071</i>	<i>443</i>	<i>227</i>	<i>390</i>	<i>34</i>
E01C: A chance to advance to a more responsible position																	
1. To a very little extent	7.2	8.9	4.9	6.8	8.8	7.7	5.0	8.7	6.7	5.3	13.3	6.6	5.5	5.5	9.9	18.4	
2. To a little extent	8.6	8.1	8.7	7.9	15.3	9.1	8.6	8.2	8.5	9.1	6.9	9.4	7.3	8.5	7.6	9.0	
3. To some extent	29.6	32.2	27.6	30.9	19.2	32.2	32.6	26.4	28.6	29.3	31.9	29.5	31.4	27.8	27.7	23.8	
4. To a great extent	34.7	34.0	36.7	36.2	30.9	35.8	36.0	32.4	36.3	37.2	25.2	36.7	31.4	32.4	36.3	36.5	
5. To a very great extent	19.9	16.7	22.1	18.2	25.8	15.2	17.8	24.2	19.9	19.1	22.6	17.8	24.4	25.8	18.5	12.3	
<i>Item 11140 Subject L04</i>	<i>N</i>	<i>2191</i>	<i>1004</i>	<i>1090</i>	<i>1553</i>	<i>221</i>	<i>424</i>	<i>594</i>	<i>781</i>	<i>392</i>	<i>1694</i>	<i>432</i>	<i>1067</i>	<i>442</i>	<i>227</i>	<i>390</i>	<i>33</i>
E01D: A chance to have a personally more fulfilling job																	
1. To a very little extent	9.5	10.9	7.5	9.3	9.9	10.5	6.6	10.9	10.1	8.1	14.4	9.4	8.0	8.9	11.1	14.3	
2. To a little extent	10.8	10.9	10.5	10.6	15.9	10.3	12.5	9.5	11.6	11.7	8.6	11.4	7.4	11.6	11.4	19.2	
3. To some extent	34.2	35.2	33.9	34.7	31.3	31.7	35.3	33.5	36.4	34.8	33.5	35.1	39.0	28.3	29.2	31.8	
4. To a great extent	28.7	27.0	30.7	30.5	21.9	32.6	30.8	25.0	28.3	30.1	22.0	29.9	24.8	29.4	31.2	27.7	
5. To a very great extent	16.8	15.9	17.4	14.9	21.0	15.0	14.8	21.1	13.5	15.3	21.5	14.2	20.7	21.8	17.1	7.0	
<i>Item 11150 Subject C05, L04</i>	<i>N</i>	<i>2193</i>	<i>1006</i>	<i>1090</i>	<i>1554</i>	<i>221</i>	<i>424</i>	<i>596</i>	<i>780</i>	<i>393</i>	<i>1693</i>	<i>434</i>	<i>1069</i>	<i>443</i>	<i>227</i>	<i>389</i>	<i>34</i>

QUESTIONNAIRE FORM 4 2004	TOTAL	SEX		RACE		REGION				COLLEGE PLANS?		ILLICIT DRUG USE: LIFETIME				
		M	F	White	Black	NE	NC	S	W	Yes	No	None	Mari- juana Only	Few Pills	More Pills	Any Her- oin
<i>N (Weighted No. of Cases):</i>	2539	1154	1220	1708	268	538	662	869	470	1859	493	1194	514	252	449	38
<i>% of Weighted Total:</i>	100.0	45.4	48.0	67.3	10.6	21.2	26.1	34.2	18.5	73.2	19.4	47.0	20.3	9.9	17.7	1.5
E01E: A chance to get their ideas heard																
1. To a very little extent	18.2	21.6	14.0	18.9	13.6	18.9	15.0	19.1	20.4	18.1	18.4	18.0	16.5	17.7	19.7	24.1
2. To a little extent	19.0	18.3	19.7	20.0	19.4	20.6	20.1	16.6	20.6	20.4	14.7	20.1	16.3	20.3	19.4	15.4
3. To some extent	34.4	34.5	35.2	35.9	28.0	35.3	38.2	31.6	33.4	33.6	39.1	36.5	35.1	30.5	29.6	37.7
4. To a great extent	17.8	16.9	19.0	17.4	20.9	18.5	16.5	18.9	16.6	18.3	13.5	17.6	17.4	17.4	19.8	15.9
5. To a very great extent	10.6	8.7	12.1	7.8	18.1	6.7	10.2	13.8	8.9	9.6	14.3	7.9	14.7	14.2	11.6	6.9
<i>Item 11160 Subject L04</i>	<i>N</i> 2168	991	1081	1542	215	418	593	773	384	1679	425	1059	437	227	387	34
E02: To what extent is it likely that a person in the military can get things changed and set right if treated unjustly by a superior?																
1. To a very little extent	18.4	18.8	17.2	18.6	14.6	18.9	19.4	16.4	20.2	17.4	22.0	18.9	16.7	18.3	18.4	32.3
2. To a little extent	24.1	24.3	24.5	26.0	19.5	23.6	22.6	23.1	29.2	25.4	21.6	23.8	22.3	27.5	24.1	33.8
3. To some extent	39.7	38.5	41.3	40.0	43.4	40.0	41.1	41.6	33.6	40.7	36.0	41.3	40.5	39.3	36.4	21.2
4. To a great extent	12.0	11.7	12.4	10.8	15.2	12.2	12.4	12.3	10.9	11.6	12.6	11.9	13.2	10.4	12.1	6.0
5. To a very great extent	5.7	6.7	4.7	4.6	7.3	5.3	4.6	6.6	6.1	4.9	7.8	4.1	7.5	4.5	9.0	6.8
<i>Item 11170 Subject L04</i>	<i>N</i> 2175	999	1080	1544	217	423	594	772	386	1682	426	1060	437	227	387	33
E03: To what extent do you think there is any discrimination against women who are in the armed services?																
1. To a very little extent	14.8	17.8	11.2	14.3	13.7	13.3	13.9	17.5	12.7	12.3	20.9	14.9	13.4	14.9	15.4	17.2
2. To a little extent	19.1	21.0	17.9	19.6	22.1	19.7	18.4	19.7	18.4	20.0	16.9	18.2	22.2	18.0	19.5	2.8
3. To some extent	37.8	38.4	37.8	37.6	37.1	36.3	37.4	39.3	37.2	37.3	42.9	42.3	33.4	33.9	33.2	39.5
4. To a great extent	19.5	16.3	22.4	20.6	16.0	21.9	20.6	15.8	22.7	21.3	12.7	18.5	19.2	21.7	21.5	27.3
5. To a very great extent	8.7	6.5	10.7	7.9	11.1	8.7	9.7	7.7	9.0	9.1	6.5	6.1	11.7	11.4	10.4	13.2
<i>Item 11180 Subject D06, L04</i>	<i>N</i> 2181	997	1087	1544	219	425	593	777	386	1687	429	1062	436	226	391	34
E04: To what extent do you think there is any discrimination against African American people who are in the armed services?																
1. To a very little extent	27.1	31.3	23.0	28.5	16.6	21.9	22.1	33.7	26.8	24.6	34.2	27.4	24.1	27.2	28.5	28.8
2. To a little extent	25.0	26.2	23.9	26.4	24.4	29.0	24.6	23.0	25.3	25.8	21.2	25.6	25.7	24.6	22.3	24.5
3. To some extent	34.1	31.0	37.1	33.7	32.2	34.7	40.4	28.4	35.2	35.4	31.3	35.6	32.2	36.3	31.8	30.3
4. To a great extent	9.1	7.1	11.2	8.4	11.8	10.3	9.2	8.7	8.6	9.8	7.6	7.3	11.8	8.0	11.8	9.8
5. To a very great extent	4.8	4.3	4.8	3.0	15.0	4.1	3.8	6.2	4.2	4.5	5.8	4.1	6.2	3.9	5.5	6.6
<i>Item 11190 Subject L04, N02</i>	<i>N</i> 2176	993	1085	1542	219	421	594	776	385	1681	428	1059	437	226	389	34
E05: If YOU felt that it was necessary for the U.S. to fight in some future war, how likely is it that you would volunteer for military service in that war?																
1. I'm sure that I would volunteer	12.7	18.2	6.7	12.7	10.1	11.8	10.7	15.0	12.5	9.9	21.7	12.7	11.5	11.3	15.6	4.4
2. I would very likely volunteer	4.3	6.0	2.2	4.5	2.8	3.0	3.6	6.1	2.8	3.6	6.3	4.3	4.7	2.2	4.4	-
3. I would probably volunteer	9.3	13.4	5.2	9.7	7.0	8.3	11.7	8.4	8.4	9.4	8.8	10.2	7.8	6.4	9.3	8.6
4. I would probably NOT volunteer	15.6	17.8	13.8	16.3	11.4	15.0	17.6	15.0	14.5	16.2	14.3	14.7	18.4	17.3	15.0	9.1
5. I would very likely NOT volunteer	10.6	9.3	12.0	12.0	7.0	12.3	10.3	9.3	11.9	12.2	5.5	11.2	10.4	9.8	10.7	4.1
6. I would definitely NOT volunteer	29.9	22.6	37.6	28.7	44.1	33.2	28.9	28.6	30.5	30.9	26.5	30.4	30.1	31.6	27.7	35.5
7. In my opinion, there is no such thing as a "necessary" war	17.6	12.6	22.4	16.2	17.6	16.4	17.2	17.7	19.3	17.9	16.8	16.6	17.1	21.3	17.3	38.2
<i>Item 11220 Subject L03</i>	<i>N</i> 2214	1012	1097	1562	223	423	603	797	390	1695	436	1068	446	227	399	35
E06: How do you think your CLOSE FRIENDS feel (or would feel) about YOU doing each of the following things?																
E06A: Smoking one or more packs of cigarettes per day																
1. Not disapprove	21.4	25.6	17.1	22.2	16.3	22.3	23.7	23.6	12.6	18.3	32.3	12.1	25.1	21.6	37.9	50.5
2. Disapprove	32.2	33.5	30.9	32.0	31.0	31.8	35.7	31.1	29.5	32.0	32.6	30.9	36.4	35.2	30.0	31.8
3. Strongly disapprove	46.4	40.9	52.1	45.8	52.8	45.9	40.6	45.3	57.9	49.8	35.1	57.0	38.5	43.2	32.1	17.7
<i>Item 11470 Subject A12b</i>	<i>N</i> 2233	1022	1105	1570	226	430	605	804	394	1714	436	1082	446	230	403	34

DESCRIPTIVE RESULTS: 2004

187

QUESTIONNAIRE FORM 4 2004	TOTAL	SEX		RACE		REGION				COLLEGE PLANS?		ILLICIT DRUG USE: LIFETIME				
		M	F	White	Black	NE	NC	S	W	Yes	No	None	Mari- juana Only	Few Pills	More Pills	Any Her- oin
<i>N (Weighted No. of Cases):</i>	2539	1154	1220	1708	268	538	662	869	470	1859	493	1194	514	252	449	38
<i>% of Weighted Total:</i>	100.0	45.4	48.0	67.3	10.6	21.2	26.1	34.2	18.5	73.2	19.4	47.0	20.3	9.9	17.7	1.5
E06B: Trying marijuana (pot, weed) once or twice																
1. Not disapprove	40.5	44.2	36.9	42.6	35.5	53.1	39.2	34.6	40.9	39.5	44.1	18.8	57.3	56.8	68.7	64.9
2. Disapprove	25.1	24.5	25.6	25.0	25.6	21.5	27.4	24.3	26.8	25.0	25.1	27.9	27.1	21.6	17.1	20.6
3. Strongly disapprove	34.4	31.3	37.5	32.4	38.9	25.5	33.3	41.1	32.3	35.4	30.9	53.3	15.5	21.5	14.1	14.5
<i>Item 11480 Subject A12b</i>	<i>N</i> 2224	1015	1104	1564	227	429	602	799	395	1713	433	1078	447	230	398	34
E06C: Smoking marijuana occasionally																
1. Not disapprove	35.0	40.8	29.2	36.4	33.8	48.0	31.0	31.9	32.9	33.5	40.9	13.8	47.7	52.3	66.2	54.5
2. Disapprove	24.2	22.7	25.2	24.2	21.8	18.8	30.0	21.4	27.2	24.5	22.2	24.6	29.8	21.9	18.5	15.5
3. Strongly disapprove	40.8	36.5	45.6	39.4	44.5	33.2	39.0	46.7	40.0	42.0	36.9	61.6	22.4	25.8	15.3	30.0
<i>Item 11490 Subject A12b</i>	<i>N</i> 2219	1013	1101	1563	227	429	601	798	392	1710	431	1076	446	228	399	34
E06D: Smoking marijuana regularly																
1. Not disapprove	22.7	27.8	17.4	22.7	24.1	27.7	20.7	22.6	20.4	20.4	30.8	10.7	25.5	27.8	46.1	45.7
2. Disapprove	24.7	26.3	22.4	23.9	25.3	27.8	25.8	22.1	25.0	24.7	23.4	19.0	34.5	30.7	24.8	21.6
3. Strongly disapprove	52.6	45.9	60.1	53.4	50.6	44.5	53.5	55.4	54.6	54.9	45.8	70.2	39.9	41.5	29.1	32.7
<i>Item 11500 Subject A12b</i>	<i>N</i> 2227	1016	1106	1563	228	431	604	798	394	1711	435	1079	446	230	400	34
E06E: Trying LSD once or twice																
1. Not disapprove	12.7	16.2	9.2	12.0	15.3	11.7	12.7	14.7	10.1	11.1	19.1	8.8	8.7	11.0	25.1	51.1
2. Disapprove	22.0	21.8	21.1	21.7	17.5	24.4	20.6	20.2	24.8	22.2	18.9	18.6	23.1	25.3	28.2	11.3
3. Strongly disapprove	65.3	62.0	69.7	66.3	67.2	63.9	66.7	65.0	65.1	66.7	62.0	72.6	68.2	63.7	46.7	37.7
<i>Item 11510 Subject A12b</i>	<i>N</i> 2218	1012	1102	1563	225	428	599	799	393	1706	434	1074	444	230	399	34
E06F: Trying an amphetamine (upper, pep pill, bennie, speed) once or twice																
1. Not disapprove	15.3	17.7	12.4	15.5	13.3	13.2	17.9	17.2	9.9	14.2	19.5	8.8	10.6	14.7	35.4	52.4
2. Disapprove	23.0	22.5	23.1	22.7	22.1	27.0	19.6	21.2	27.2	22.4	23.9	19.7	23.5	27.8	28.3	22.4
3. Strongly disapprove	61.7	59.8	64.5	61.7	64.7	59.8	62.6	61.6	62.9	63.4	56.6	71.5	65.9	57.5	36.3	25.2
<i>Item 11520 Subject A12b</i>	<i>N</i> 2223	1016	1104	1565	226	427	601	800	395	1711	435	1079	445	230	399	34
E06G: Trying cocaine once or twice																
1. Not disapprove	12.1	14.1	9.6	10.6	15.6	10.9	11.9	14.2	9.6	10.1	19.4	7.9	9.3	10.6	23.5	50.6
2. Disapprove	19.6	21.1	17.7	19.8	15.0	22.9	18.7	17.9	20.7	19.3	19.3	16.6	17.5	20.9	29.7	10.3
3. Strongly disapprove	68.3	64.9	72.7	69.6	69.3	66.2	69.4	67.9	69.6	70.6	61.4	75.5	73.2	68.6	46.7	39.1
<i>Item 11525 Subject A12b</i>	<i>N</i> 2222	1015	1103	1565	227	428	602	800	392	1710	435	1079	446	229	398	35
E06H: Taking cocaine occasionally																
1. Not disapprove	9.0	11.0	6.5	7.1	14.1	7.5	9.9	11.1	5.1	6.6	17.9	6.9	8.1	5.2	15.5	31.8
2. Disapprove	18.7	19.8	17.0	18.0	17.2	19.2	17.9	17.9	21.1	18.5	19.1	16.3	16.3	19.4	26.7	21.1
3. Strongly disapprove	72.3	69.3	76.5	74.9	68.7	73.2	72.2	71.1	73.7	74.9	63.0	76.8	75.6	75.4	57.8	47.1
<i>Item 11526 Subject A12b</i>	<i>N</i> 2216	1011	1102	1558	227	428	600	795	393	1706	434	1074	446	229	398	34
E06I: Taking one or two drinks nearly every day																
1. Not disapprove	27.2	32.2	21.3	27.9	26.1	27.8	27.1	28.3	24.2	24.6	36.7	17.8	28.6	32.4	45.1	43.5
2. Disapprove	32.1	33.6	31.1	32.1	28.4	34.9	32.5	30.0	32.5	32.8	29.1	29.1	37.3	36.3	33.2	30.1
3. Strongly disapprove	40.8	34.1	47.5	40.0	45.5	37.4	40.3	41.7	43.2	42.7	34.2	53.2	34.1	31.4	21.7	26.5
<i>Item 11530 Subject A12b</i>	<i>N</i> 2214	1010	1102	1558	227	427	601	794	392	1705	433	1073	446	228	398	34
E06J: Taking four or five drinks nearly every day																
1. Not disapprove	17.2	22.0	12.0	17.2	14.0	16.6	18.7	17.9	13.9	14.6	26.7	12.4	16.7	18.7	26.5	42.2
2. Disapprove	27.0	29.9	24.0	26.5	31.7	28.1	25.3	27.2	28.2	26.4	29.0	21.5	31.0	35.2	34.7	8.5
3. Strongly disapprove	55.8	48.1	64.0	56.3	54.2	55.3	56.0	54.9	57.9	58.9	44.3	66.1	52.4	46.2	38.9	49.3
<i>Item 11540 Subject A12b</i>	<i>N</i> 2212	1012	1097	1559	224	427	598	794	393	1703	433	1072	446	227	398	34
E06K: Having five or more drinks once or twice each weekend																
1. Not disapprove	40.6	45.9	35.9	44.6	26.2	48.2	42.2	37.5	36.4	39.5	45.3	25.1	49.1	49.5	67.4	54.7
2. Disapprove	24.5	23.0	25.3	23.6	26.0	25.4	23.0	24.1	26.6	25.2	21.4	27.8	24.7	27.4	14.5	12.8
3. Strongly disapprove	34.9	31.1	38.8	31.8	47.8	26.4	34.8	38.4	37.0	35.3	33.3	47.1	26.2	23.1	18.2	32.5
<i>Item 11550 Subject A12b</i>	<i>N</i> 2208	1012	1094	1558	224	425	598	794	391	1700	432	1074	445	226	394	34

QUESTIONNAIRE FORM 4 2004	TOTAL	SEX		RACE		REGION				COLLEGE PLANS?		ILLICIT DRUG USE: LIFETIME				
		M	F	White	Black	NE	NC	S	W	Yes	No	None	Mari- juana Only	Few Pills	More Pills	Any Her- oin
<i>N (Weighted No. of Cases):</i>	2539	1154	1220	1708	268	538	662	869	470	1859	493	1194	514	252	449	38
<i>% of Weighted Total:</i>	100.0	45.4	48.0	67.3	10.6	21.2	26.1	34.2	18.5	73.2	19.4	47.0	20.3	9.9	17.7	1.5
E06L: Driving a car after having 1-2 drinks																
1. Not disapprove	18.7	23.1	13.2	18.0	20.0	18.0	20.6	19.4	15.0	16.8	26.1	11.8	19.6	19.7	33.8	32.0
2. Disapprove	28.7	28.7	28.5	29.2	28.5	29.6	28.6	28.0	29.6	29.2	26.7	24.1	30.8	36.1	33.1	48.7
3. Strongly disapprove	52.6	48.2	58.3	52.8	51.5	52.4	50.8	52.6	55.4	54.0	47.2	64.1	49.6	44.2	33.1	19.2
<i>Item 11551 Subject A12b</i>	<i>N</i> 2207	1007	1097	1557	224	424	600	795	388	1701	432	1070	445	226	398	34
E06M: Driving a car after having 5 or more drinks																
1. Not disapprove	6.7	9.1	3.9	5.5	12.3	5.4	6.8	9.0	3.5	4.8	13.7	6.1	6.4	5.1	7.6	21.6
2. Disapprove	16.9	19.1	14.2	15.1	16.8	16.1	18.9	16.7	15.3	15.9	20.7	13.6	18.2	17.3	23.4	27.5
3. Strongly disapprove	76.3	71.8	81.9	79.3	70.9	78.5	74.3	74.3	81.2	79.3	65.5	80.3	75.3	77.6	69.0	50.9
<i>Item 11552 Subject A12b</i>	<i>N</i> 2207	1007	1098	1556	224	426	595	796	391	1700	433	1069	446	226	396	34
E07: These days, how many people in the following groups would you guess use illicit drugs (like marijuana, cocaine, etc.) occasionally or regularly?																
E07A: Professional athletes																
1. 0% to 10%	13.9	13.8	12.9	12.9	13.3	10.6	13.6	14.9	15.9	13.1	15.4	14.8	14.4	10.9	12.6	18.3
2. 11% to 30%	25.0	27.5	23.6	26.7	20.4	26.1	28.0	21.1	27.5	26.9	20.7	26.2	26.7	25.1	21.8	21.5
3. 31% to 50%	19.0	21.7	17.4	20.2	20.2	18.5	20.3	20.2	15.2	20.4	14.2	19.2	20.8	20.8	15.7	14.0
4. 51% to 70%	17.3	14.7	19.3	17.5	19.3	21.6	16.4	16.2	16.4	16.7	20.0	14.6	16.3	22.1	24.0	12.1
5. 71% to 90%	8.2	8.0	8.3	7.9	11.1	7.8	7.9	8.5	8.5	8.1	8.4	6.1	7.3	10.6	12.9	13.5
6. 91% to 100%	3.0	3.6	2.4	2.8	2.1	3.0	1.7	4.0	2.9	2.6	4.0	1.8	1.8	4.2	4.7	13.0
8. Have no idea	13.5	10.7	16.1	12.0	13.7	12.4	12.1	15.1	13.5	12.1	17.4	17.3	12.7	6.3	8.3	7.6
<i>Item 22380 Subject A17a</i>	<i>N</i> 2211	1007	1100	1563	223	426	603	793	389	1693	434	1074	439	225	399	35
E07B: Rock music performers																
1. 0% to 10%	3.3	3.7	2.4	2.0	6.8	2.4	2.5	4.9	2.1	2.5	5.5	4.3	2.7	2.2	1.6	-
2. 11% to 30%	5.4	6.5	4.1	4.8	4.5	4.1	5.8	4.7	7.4	5.5	4.4	7.2	4.4	4.9	2.0	5.3
3. 31% to 50%	12.8	11.9	14.2	14.0	14.3	11.5	14.8	11.6	13.4	14.0	9.6	15.0	11.8	7.5	10.8	13.6
4. 51% to 70%	23.2	22.3	25.0	25.3	17.9	26.1	26.4	20.4	20.6	23.3	24.3	23.2	26.1	20.8	21.4	36.1
5. 71% to 90%	27.8	28.0	27.6	28.8	26.9	26.9	27.8	28.2	28.2	29.2	24.6	23.8	29.2	37.7	34.1	14.9
6. 91% to 100%	16.5	17.8	14.9	16.0	15.9	18.5	14.4	16.5	17.7	15.8	16.6	11.8	16.0	21.7	24.0	25.2
8. Have no idea	11.1	9.9	11.8	9.2	13.7	10.5	8.4	13.6	10.6	9.7	15.0	14.6	9.8	5.2	6.1	4.9
<i>Item 22390 Subject A17a</i>	<i>N</i> 2207	1006	1096	1561	221	426	600	790	391	1692	432	1072	441	225	396	33
E07C: Actors and actresses																
1. 0% to 10%	6.8	7.8	5.5	6.1	9.7	5.0	5.3	8.6	7.2	6.4	8.3	9.6	5.2	2.3	3.6	4.3
2. 11% to 30%	16.6	18.3	15.2	16.7	17.3	13.5	16.9	16.1	20.4	16.9	15.5	19.7	16.0	12.2	11.6	10.1
3. 31% to 50%	21.2	20.1	22.8	22.4	19.4	21.5	26.9	19.2	16.1	21.6	20.4	22.2	23.0	20.7	17.0	27.0
4. 51% to 70%	20.5	21.9	19.4	21.2	19.6	23.7	20.4	18.8	20.6	21.2	19.9	17.0	21.7	27.9	25.5	14.6
5. 71% to 90%	15.2	14.2	15.8	15.5	13.8	15.1	15.1	14.8	16.2	16.0	11.6	11.0	17.5	18.2	23.1	14.6
6. 91% to 100%	6.2	5.9	6.4	6.1	5.5	9.4	2.7	7.4	5.5	5.8	7.3	3.2	4.9	9.9	11.5	20.1
8. Have no idea	13.5	11.8	14.8	12.0	14.8	11.7	12.7	15.0	13.9	12.1	17.0	17.3	11.7	8.8	7.7	9.2
<i>Item 22400 Subject A17a</i>	<i>N</i> 2204	1004	1096	1561	220	422	600	792	390	1691	432	1072	440	223	397	33
E08: How many people in the following groups would you guess strongly disapprove of such illicit drug use?																
E08A: Professional athletes																
1. 0% to 10%	11.6	11.4	11.3	10.5	16.3	13.0	8.7	13.1	11.4	10.0	15.6	11.2	11.4	13.9	10.7	20.9
2. 11% to 30%	21.5	20.6	22.6	24.2	13.9	21.7	22.7	20.2	21.9	21.9	20.0	20.5	17.7	27.6	24.3	14.6
3. 31% to 50%	16.9	16.5	17.3	16.9	21.1	15.5	19.3	16.9	14.9	16.7	19.4	15.8	17.2	13.9	23.0	17.4
4. 51% to 70%	13.5	15.2	12.0	14.0	12.7	13.9	13.0	11.8	17.1	14.3	10.9	13.9	12.6	17.5	11.0	7.8
5. 71% to 90%	10.2	10.9	9.7	11.3	5.8	11.3	12.7	8.4	8.8	11.6	6.3	10.4	12.0	10.4	8.6	7.3
6. 91% to 100%	5.4	7.1	3.8	5.1	5.1	5.3	5.2	5.4	5.7	5.7	3.5	4.5	7.0	3.0	6.5	13.5
8. Have no idea	21.0	18.4	23.3	18.0	25.1	19.2	18.5	24.2	20.2	19.8	24.3	23.7	22.1	13.7	15.9	18.6
<i>Item 22420 Subject A17b</i>	<i>N</i> 2194	996	1097	1552	221	424	595	787	388	1680	430	1070	437	223	394	31

QUESTIONNAIRE FORM 4 2004	TOTAL	SEX		RACE		REGION				COLLEGE PLANS?		ILLICIT DRUG USE: LIFETIME				
		M	F	White	Black	NE	NC	S	W	Yes	No	None	Mari- juana Only	Few Pills	More Pills	Any Her- oin
<i>N (Weighted No. of Cases):</i>	2539	1154	1220	1708	268	538	662	869	470	1859	493	1194	514	252	449	38
<i>% of Weighted Total:</i>	100.0	45.4	48.0	67.3	10.6	21.2	26.1	34.2	18.5	73.2	19.4	47.0	20.3	9.9	17.7	1.5
E08B: Rock music performers																
1. 0% to 10%	24.6	25.8	22.8	25.3	22.7	25.7	21.4	24.1	29.4	23.6	28.0	22.6	21.2	31.9	28.0	28.9
2. 11% to 30%	26.6	27.6	26.3	29.5	16.0	28.0	29.6	25.1	23.6	28.3	20.8	25.6	24.7	29.0	31.9	15.2
3. 31% to 50%	13.5	11.6	15.4	14.0	14.6	12.7	15.4	13.1	12.2	14.0	12.6	14.0	13.4	11.0	13.6	16.7
4. 51% to 70%	9.2	10.2	8.4	8.4	12.7	10.4	10.4	8.0	8.7	8.9	10.3	10.4	10.2	8.3	6.4	8.4
5. 71% to 90%	3.4	3.9	2.8	3.6	2.8	3.0	2.6	3.8	4.3	3.3	3.6	3.4	4.3	4.4	2.6	-
6. 91% to 100%	2.3	2.8	2.0	1.9	2.7	2.0	2.4	2.6	1.9	2.5	2.0	1.6	3.7	2.0	2.7	5.0
8. Have no idea	20.3	18.1	22.4	17.3	28.5	18.3	18.2	23.3	19.9	19.4	22.7	22.5	22.5	13.4	14.8	25.9
<i>Item 22430 Subject A17b</i>	<i>N</i> 2177	991	1083	1547	214	423	593	777	383	1671	426	1061	434	223	389	30
E08C: Actors and actresses																
1. 0% to 10%	12.7	12.9	11.9	12.8	12.1	13.3	10.8	14.2	12.0	11.0	16.9	11.2	11.3	15.5	15.2	24.9
2. 11% to 30%	22.0	22.5	21.8	24.3	17.1	26.1	23.7	18.6	21.5	22.1	22.2	20.2	16.9	28.2	30.4	9.2
3. 31% to 50%	19.9	17.7	22.1	20.6	16.3	19.4	19.6	21.1	18.5	21.0	16.2	19.3	21.4	21.7	19.5	11.7
4. 51% to 70%	13.2	15.2	11.4	13.3	12.9	11.2	14.4	12.4	15.4	14.0	11.3	13.5	15.1	12.1	12.0	13.6
5. 71% to 90%	7.1	7.8	6.2	6.5	11.7	6.5	7.7	6.4	8.0	7.3	7.2	8.3	8.2	5.5	3.4	10.1
6. 91% to 100%	3.6	4.9	2.7	3.5	4.0	3.6	4.1	3.6	2.5	4.1	2.2	3.2	5.0	1.7	3.6	5.9
8. Have no idea	21.6	19.1	23.8	19.0	25.9	19.8	19.7	23.7	22.2	20.5	24.0	24.3	22.1	15.3	16.1	24.6
<i>Item 22440 Subject A17b</i>	<i>N</i> 2172	986	1081	1539	216	422	594	774	382	1668	422	1056	435	223	391	26
E08D: People your age (in general)																
1. 0% to 10%	15.5	13.7	16.8	15.1	17.7	18.1	13.6	14.8	17.1	13.4	22.1	12.5	14.1	23.9	19.2	11.6
2. 11% to 30%	20.2	19.9	20.8	21.4	16.3	25.9	19.4	17.7	20.5	20.5	20.3	18.4	23.1	19.1	22.6	36.5
3. 31% to 50%	23.2	22.4	23.8	25.7	20.1	18.3	26.6	22.3	24.9	24.8	17.7	23.6	22.4	20.4	25.2	14.9
4. 51% to 70%	14.1	15.6	12.9	14.6	11.6	13.2	13.0	16.2	12.5	15.3	9.3	15.6	10.3	17.2	13.4	8.5
5. 71% to 90%	7.6	8.5	7.0	7.7	8.4	7.2	9.2	6.5	7.8	7.7	8.5	8.2	7.5	8.3	5.7	4.8
6. 91% to 100%	3.5	4.3	2.8	2.7	6.6	3.9	3.0	4.1	2.5	3.7	2.9	3.3	5.7	1.3	2.4	12.8
8. Have no idea	15.9	15.6	15.8	12.8	19.4	13.3	15.2	18.4	14.7	14.7	19.2	18.4	16.8	9.8	11.5	11.0
<i>Item 22450 Subject A12b, A17b</i>	<i>N</i> 2174	994	1080	1540	217	418	591	778	386	1672	424	1061	434	219	390	30
E09: The next questions ask about anti-drug commercials or "spots" that are intended to discourage drug use. In recent months, about how often have you seen such anti-drug commercials on TV, or heard them on the radio?																
1. Not at all	10.1	12.3	7.6	7.0	22.0	7.1	7.6	14.3	8.7	7.8	18.3	10.3	12.9	7.4	7.8	6.6
2. Less than once a month	5.8	5.9	5.8	6.0	3.7	4.5	5.3	5.9	7.7	5.6	6.5	6.1	3.8	5.9	5.4	16.6
3. 1-3 times per month	19.6	20.1	18.8	19.4	16.0	20.9	19.6	18.6	20.0	19.1	21.4	21.4	12.9	21.5	21.2	25.3
4. 1-3 times per week	29.1	28.2	30.7	31.6	20.5	32.3	32.2	26.3	26.3	30.1	25.8	26.6	31.9	31.9	32.2	17.1
5. Daily or almost daily	26.0	23.6	28.5	27.2	24.6	23.7	26.6	26.7	26.2	27.5	20.8	25.6	28.0	27.4	24.5	19.9
6. More than once a day	9.5	10.0	8.7	8.8	13.2	11.6	8.7	8.2	11.0	9.9	7.2	10.1	10.5	6.1	9.0	14.4
<i>Item 22460 Subject A10b</i>	<i>N</i> 2150	977	1079	1533	218	411	582	771	386	1662	415	1048	428	221	390	29
E10: To what extent do you think such commercials have . . .																
E10A: . . . made people your age less favorable toward drugs																
1. Not at all	32.0	33.1	29.9	31.3	37.1	33.0	30.8	34.9	26.8	30.3	36.7	27.9	30.6	38.6	39.1	34.5
2. To a little extent	30.6	29.1	32.5	33.9	22.0	32.7	32.2	27.6	32.0	31.9	25.4	30.8	32.8	28.4	29.7	29.4
3. To some extent	29.5	29.1	30.7	28.7	28.0	27.4	29.2	28.8	33.5	30.0	29.5	33.7	29.2	27.0	22.3	12.8
4. To a great extent	4.5	4.2	4.5	3.8	5.3	4.6	4.0	4.8	4.4	5.0	2.7	4.8	2.6	5.7	5.2	4.9
5. To a very great extent	3.4	4.6	2.4	2.4	7.6	2.3	3.8	3.9	3.3	2.8	5.6	2.8	4.8	0.3	3.7	18.3
<i>Item 22470 Subject A10b</i>	<i>N</i> 2159	983	1077	1531	221	417	586	775	380	1659	422	1056	431	218	388	30
E10B: . . . made you less favorable toward drugs																
1. Not at all	34.3	38.2	29.4	35.5	29.4	38.2	33.7	34.2	31.0	32.5	40.5	26.8	32.7	42.1	50.6	49.1
2. To a little extent	19.4	19.9	19.6	21.3	14.5	18.6	21.6	17.2	21.3	20.1	16.2	18.4	21.6	21.9	19.6	13.0
3. To some extent	26.5	24.4	28.5	25.1	28.5	24.8	25.4	26.5	29.8	27.4	23.7	28.2	30.1	23.2	19.4	28.2
4. To a great extent	9.1	7.9	10.4	8.9	12.3	8.7	9.8	9.4	7.7	9.2	8.8	10.7	8.3	9.5	5.6	3.4
5. To a very great extent	10.8	9.6	12.1	9.2	15.3	9.6	9.5	12.7	10.1	10.8	10.8	15.9	7.3	3.4	4.9	6.3
<i>Item 22480 Subject A10b</i>	<i>N</i> 2142	979	1066	1520	218	411	582	769	379	1650	422	1042	429	221	386	28

MONITORING THE FUTURE

QUESTIONNAIRE FORM 4 2004	TOTAL	SEX		RACE		REGION				COLLEGE PLANS?		ILLICIT DRUG USE: LIFETIME				
		M	F	White	Black	NE	NC	S	W	Yes	No	None	Mari- juana Only	Few Pills	More Pills	Any Her- oin
<i>N (Weighted No. of Cases):</i>	2539	1154	1220	1708	268	538	662	869	470	1859	493	1194	514	252	449	38
<i>% of Weighted Total:</i>	100.0	45.4	48.0	67.3	10.6	21.2	26.1	34.2	18.5	73.2	19.4	47.0	20.3	9.9	17.7	1.5
E10C: . . . made you less likely to use drugs																
1. Not at all	37.1	41.6	31.7	38.3	31.9	40.2	35.4	37.8	34.9	35.8	41.4	28.6	36.5	46.2	54.9	45.9
2. To a little extent	18.9	17.7	20.6	21.1	12.5	21.1	21.2	16.2	18.7	19.3	18.2	17.9	23.4	19.9	17.7	11.0
3. To some extent	22.4	21.5	23.7	21.5	24.2	19.9	23.5	21.1	25.8	23.1	20.0	24.2	23.9	19.4	16.7	27.9
4. To a great extent	9.2	8.4	9.9	8.6	12.8	7.3	8.6	11.0	8.5	9.4	9.0	11.8	8.0	9.0	4.3	-
5. To a very great extent	12.4	10.8	14.0	10.5	18.5	11.4	11.3	13.9	12.0	12.5	11.4	17.6	8.2	5.5	6.5	15.2
<i>Item 22490 Subject A10b</i>	<i>N 2133</i>	<i>969</i>	<i>1067</i>	<i>1515</i>	<i>219</i>	<i>402</i>	<i>588</i>	<i>765</i>	<i>378</i>	<i>1643</i>	<i>419</i>	<i>1036</i>	<i>430</i>	<i>215</i>	<i>387</i>	<i>30</i>
E10D: . . . overstated the dangers or risks of drug use																
1. Not at all	37.8	35.6	39.4	39.1	36.8	36.9	37.3	40.9	33.3	37.8	39.3	43.4	34.0	33.3	31.0	23.4
2. To a little extent	19.7	19.3	20.0	21.4	13.4	18.1	23.3	17.0	21.7	20.2	17.8	20.4	20.8	15.7	20.0	22.2
3. To some extent	22.9	24.2	22.6	21.9	24.2	23.2	22.6	20.8	27.4	23.7	20.1	20.7	27.5	28.1	21.1	20.9
4. To a great extent	9.5	9.6	9.2	9.5	9.6	10.5	8.5	9.7	9.8	9.5	9.3	7.3	8.3	13.3	14.2	13.8
5. To a very great extent	10.0	11.3	8.8	8.1	16.0	11.3	8.4	11.6	7.8	8.8	13.5	8.3	9.5	9.7	13.7	19.7
<i>Item 22500 Subject A10b</i>	<i>N 2119</i>	<i>960</i>	<i>1063</i>	<i>1506</i>	<i>216</i>	<i>403</i>	<i>576</i>	<i>760</i>	<i>379</i>	<i>1637</i>	<i>413</i>	<i>1036</i>	<i>425</i>	<i>212</i>	<i>383</i>	<i>31</i>
E11: In recent months, about how often have you seen anti-drug ads on billboards or in magazines or newspapers																
1. Not at all	14.0	16.3	10.9	11.0	19.3	12.8	12.6	16.6	12.1	12.2	19.0	15.1	14.8	6.3	13.7	11.9
2. Less than once a month	19.5	19.6	19.5	21.0	13.9	16.9	19.0	20.1	21.9	19.1	21.9	18.9	17.8	20.3	21.5	25.9
3. 1-3 times per month	32.0	30.5	33.8	33.9	22.9	37.0	29.5	31.8	30.7	33.5	27.6	33.2	32.9	36.8	26.8	24.8
4. 1-3 times per week	21.1	20.1	22.4	22.0	22.7	18.0	24.3	18.7	24.5	22.0	18.8	20.1	21.2	22.9	24.3	14.2
5. Daily or almost daily	10.0	8.7	10.9	9.3	14.6	11.4	10.5	10.3	7.2	10.5	7.8	9.6	9.8	10.7	10.3	9.3
6. More than once a day	3.4	4.7	2.4	2.8	6.5	3.9	4.1	2.5	3.6	2.7	5.0	3.0	3.6	3.1	3.5	13.9
<i>Item 30890 Subject A10b</i>	<i>N 2182</i>	<i>994</i>	<i>1088</i>	<i>1544</i>	<i>221</i>	<i>423</i>	<i>592</i>	<i>783</i>	<i>384</i>	<i>1670</i>	<i>429</i>	<i>1064</i>	<i>437</i>	<i>221</i>	<i>390</i>	<i>31</i>

DESCRIPTIVE RESULTS: 2004

191

QUESTIONNAIRE FORM 5 2004	TOTAL	SEX		RACE		REGION				COLLEGE PLANS?		ILLICIT DRUG USE: LIFETIME				
		M	F	White	Black	NE	NC	S	W	Yes	No	None	Mari- juana Only	Few Pills	More Pills	Any Her- oin
<i>N (Weighted No. of Cases):</i>	2556	1211	1214	1718	273	531	672	887	466	1919	493	1196	626	250	381	25
<i>% of Weighted Total:</i>	100.0	47.4	47.5	67.2	10.7	20.8	26.3	34.7	18.2	75.1	19.3	46.8	24.5	9.8	14.9	1.0
A01: Taking all things together, how would you say things are these days—would you say you're very happy, pretty happy, or not too happy these days?																
3. Very happy	21.7	24.7	18.6	23.9	15.7	20.4	20.6	23.0	22.2	22.0	18.8	23.0	22.0	24.2	15.7	26.8
2. Pretty happy	64.9	62.2	67.7	65.6	62.0	66.7	66.8	64.1	61.5	65.7	64.7	64.6	64.5	63.4	68.1	49.0
1. Not too happy	13.4	13.1	13.6	10.5	22.3	12.8	12.7	12.9	16.3	12.3	16.5	12.4	13.5	12.4	16.3	24.3
<i>Item 1190 Subject P01, Q01</i>	<i>N</i> 2545	1208	1213	1714	273	527	669	886	463	1915	493	1194	624	249	380	25
A02: Some people think a lot about the social problems of the nation and the world, and about how they might be solved. Others spend little time thinking about these issues. How much do you think about such things?																
1. Never	3.7	4.5	2.8	3.6	5.0	4.8	3.4	4.4	1.7	3.0	6.3	3.1	2.9	7.5	3.5	7.7
2. Seldom	19.4	20.0	19.2	21.2	14.0	20.6	17.5	21.3	17.3	18.5	22.9	18.9	18.4	17.2	23.4	35.0
3. Sometimes	52.1	48.8	54.5	51.0	54.4	53.3	56.2	47.8	52.9	51.0	55.8	51.4	53.8	52.4	52.7	25.4
4. Quite often	20.0	20.5	20.3	19.5	23.0	17.3	18.5	21.9	21.6	22.4	11.8	22.0	19.9	20.2	15.8	15.6
5. A great deal	4.8	6.2	3.3	4.6	3.5	4.0	4.5	4.7	6.4	5.2	3.2	4.7	5.0	2.7	4.6	16.3
<i>Item 6880 Subject J, Q08</i>	<i>N</i> 2540	1204	1213	1712	273	527	666	884	462	1915	491	1191	624	250	379	25
A03: Of all the problems facing the nation today, how often do you worry about each of the following?																
A03A: Chance of nuclear war																
1. Never	32.0	34.0	30.3	33.7	30.0	31.8	32.3	33.1	29.4	30.4	39.0	32.0	32.3	25.9	37.2	28.5
2. Seldom	37.5	39.6	34.9	39.1	32.1	35.1	39.9	36.6	38.6	38.7	32.3	38.6	37.1	40.7	31.1	36.7
3. Sometimes	25.1	22.5	28.1	23.6	29.2	27.7	23.8	24.5	25.1	25.6	23.2	24.3	25.6	27.2	26.0	26.0
4. Often	5.4	3.9	6.8	3.6	8.7	5.5	4.0	5.8	6.9	5.3	5.6	5.2	5.0	6.2	5.8	8.8
<i>Item 11660 Subject J</i>	<i>N</i> 2544	1208	1214	1713	273	527	668	884	465	1916	493	1196	624	250	378	25
A03B: Population growth																
1. Never	37.2	34.4	39.1	37.3	34.9	44.3	36.1	37.5	29.8	36.1	39.8	36.6	37.8	34.2	39.6	32.1
2. Seldom	33.1	32.4	34.3	33.6	36.8	33.3	35.6	31.8	31.6	34.7	27.0	34.1	33.1	34.3	30.1	31.6
3. Sometimes	22.0	24.6	19.8	21.4	23.1	18.4	20.2	22.8	27.3	22.1	22.8	22.8	20.0	24.4	20.0	26.7
4. Often	7.8	8.6	6.8	7.7	5.1	4.0	8.1	7.9	11.3	7.2	10.4	6.4	9.1	7.1	10.4	9.6
<i>Item 11670 Subject E01, J</i>	<i>N</i> 2542	1208	1213	1713	273	527	668	884	463	1916	493	1196	624	250	378	25
A03C: Crime and violence																
1. Never	5.4	8.3	1.9	5.3	4.8	6.0	4.9	5.9	4.4	4.5	7.5	4.4	4.3	8.0	6.1	11.7
2. Seldom	20.8	26.2	14.7	22.7	14.9	22.1	21.9	19.8	19.9	20.5	22.7	19.2	20.2	21.6	25.3	29.0
3. Sometimes	44.8	44.6	46.0	48.7	27.6	45.7	49.7	40.8	44.4	45.9	42.1	45.4	47.0	43.0	44.3	33.5
4. Often	29.0	20.9	37.4	23.4	52.7	26.1	23.6	33.6	31.3	29.1	27.7	31.0	28.6	27.5	24.3	25.7
<i>Item 11680 Subject J</i>	<i>N</i> 2540	1207	1212	1714	270	525	668	885	462	1914	492	1195	620	250	378	25
A03D: Pollution																
1. Never	19.9	20.7	18.3	19.7	22.3	22.7	18.5	21.9	15.1	19.3	21.9	18.7	18.1	20.9	23.7	32.4
2. Seldom	38.2	37.8	38.3	38.5	42.4	37.2	40.8	37.8	36.7	37.9	39.3	37.5	39.7	38.6	38.4	35.6
3. Sometimes	29.8	30.2	30.4	30.2	24.8	29.9	29.7	28.8	31.8	30.5	27.1	31.2	31.4	31.6	24.8	7.4
4. Often	12.0	11.3	13.0	11.6	10.5	10.2	11.0	11.5	16.5	12.2	11.7	12.5	10.8	8.9	13.1	24.6
<i>Item 11690 Subject F04, J</i>	<i>N</i> 2536	1205	1208	1711	272	525	663	885	462	1910	493	1191	624	250	375	25
A03E: Energy shortages																
1. Never	41.7	40.8	42.6	42.5	45.9	44.9	40.1	45.8	32.4	40.6	46.4	37.8	47.8	42.2	46.0	43.6
2. Seldom	36.6	34.9	38.4	38.0	28.6	35.9	39.1	34.3	38.0	38.3	31.7	39.1	32.8	38.7	32.5	36.6
3. Sometimes	16.5	17.5	14.9	14.6	18.8	14.6	16.7	14.1	22.9	15.9	17.6	17.4	15.9	14.3	14.6	11.0
4. Often	5.3	6.8	4.1	4.9	6.7	4.5	4.1	5.8	6.7	5.3	4.2	5.7	3.4	4.8	6.8	8.8
<i>Item 11700 Subject F05, J</i>	<i>N</i> 2538	1205	1212	1713	273	525	667	885	461	1914	492	1192	624	249	377	25
A03F: Race relations																
1. Never	24.4	26.4	22.4	26.2	19.5	26.8	23.5	24.8	22.1	22.2	31.3	22.8	24.0	23.7	30.3	29.4
2. Seldom	28.3	30.8	25.3	30.7	19.4	28.9	30.1	25.7	30.1	28.3	27.3	30.3	25.9	29.3	25.6	14.3
3. Sometimes	30.5	28.1	32.7	29.5	34.1	28.9	32.6	31.2	27.8	31.5	27.8	31.7	31.2	28.0	27.4	26.6
4. Often	16.9	14.6	19.6	13.7	27.0	15.5	13.9	18.3	20.0	17.9	13.6	15.1	18.8	19.0	16.7	29.7
<i>Item 11710 Subject J, N02</i>	<i>N</i> 2536	1204	1209	1711	271	525	666	883	462	1910	493	1193	621	249	376	25

QUESTIONNAIRE FORM 5 2004	TOTAL	SEX		RACE		REGION				COLLEGE PLANS?		ILLICIT DRUG USE: LIFETIME				
		M	F	White	Black	NE	NC	S	W	Yes	No	None	Mari- juana Only	Few Pills	More Pills	Any Her- oin
<i>N (Weighted No. of Cases):</i>	2556	1211	1214	1718	273	531	672	887	466	1919	493	1196	626	250	381	25
<i>% of Weighted Total:</i>	100.0	47.4	47.5	67.2	10.7	20.8	26.3	34.7	18.2	75.1	19.3	46.8	24.5	9.8	14.9	1.0
A03G: Hunger and poverty																
1. Never	16.1	21.6	10.6	16.9	13.7	19.3	15.5	16.3	13.0	13.5	25.9	12.9	17.4	16.1	22.4	25.1
2. Seldom	33.6	40.2	27.1	36.2	27.4	33.6	34.7	35.2	29.0	34.5	31.0	33.1	34.8	35.7	31.8	29.8
3. Sometimes	33.6	26.5	40.4	33.5	34.2	31.8	35.7	32.3	35.1	34.5	29.1	37.1	30.6	33.0	30.1	23.1
4. Often	16.7	11.7	21.9	13.4	24.7	15.3	14.1	16.2	22.9	17.5	13.9	16.9	17.2	15.2	15.7	22.0
<i>Item 11720 Subject F03, J</i>	<i>N</i> 2531	1204	1206	1705	270	521	665	883	462	1905	492	1190	617	250	377	25
A03H: Using open land for housing or industry																
1. Never	40.8	39.9	41.8	39.9	46.3	46.2	37.2	43.7	33.9	40.2	42.2	39.3	44.1	37.3	42.9	38.9
2. Seldom	30.7	32.1	29.7	31.4	25.8	28.5	37.1	27.9	29.2	30.8	30.0	31.1	27.3	37.0	30.3	24.7
3. Sometimes	18.5	17.8	18.6	17.6	19.2	17.5	16.4	18.5	22.6	19.5	14.5	19.6	18.4	19.0	14.7	19.1
4. Often	10.1	10.3	9.9	11.0	8.8	7.8	9.3	9.9	14.3	9.5	13.3	10.0	10.1	6.6	12.2	17.3
<i>Item 11730 Subject F05, J</i>	<i>N</i> 2539	1203	1213	1710	273	527	666	884	461	1913	492	1194	624	250	374	25
A03I: Urban decay																
1. Never	52.0	48.0	56.2	54.0	50.0	51.2	52.9	56.0	43.9	49.6	59.6	51.3	52.4	51.6	54.1	52.2
2. Seldom	30.6	32.9	28.3	31.0	22.7	30.7	31.7	26.9	36.1	32.4	25.9	32.5	28.0	33.2	27.8	28.5
3. Sometimes	12.2	12.7	11.6	10.4	17.0	13.2	10.0	11.6	15.5	13.0	8.8	11.7	12.9	12.2	12.4	11.9
4. Often	5.2	6.4	3.9	4.6	10.3	4.9	5.4	5.4	4.6	5.1	5.7	4.5	6.7	2.9	5.6	7.5
<i>Item 11740 Subject J</i>	<i>N</i> 2527	1198	1208	1707	271	523	664	880	460	1905	489	1192	620	249	374	25
A03J: Economic problems																
1. Never	18.1	17.0	18.4	18.1	20.1	17.4	16.2	21.2	15.6	15.5	26.5	15.4	16.2	20.3	26.3	29.3
2. Seldom	31.4	31.8	30.8	33.0	28.0	29.7	33.4	31.5	30.1	30.8	34.2	29.7	34.6	33.6	29.7	25.3
3. Sometimes	34.1	34.2	34.8	33.9	34.0	33.0	35.6	32.8	35.8	36.2	27.7	36.1	32.9	32.6	31.5	29.1
4. Often	16.4	17.1	15.9	15.0	17.8	19.9	14.7	14.4	18.5	17.5	11.5	18.8	16.4	13.5	12.5	16.3
<i>Item 11750 Subject J</i>	<i>N</i> 2535	1203	1210	1712	269	527	665	881	462	1908	493	1192	624	250	376	25
A03K: Drug abuse																
1. Never	15.8	21.8	9.1	15.2	15.0	15.6	13.3	18.2	15.2	14.2	21.0	14.8	14.1	19.4	18.2	22.0
2. Seldom	27.5	31.4	23.6	30.9	15.0	29.7	30.3	24.7	26.2	27.3	27.5	27.2	30.1	20.6	29.0	18.4
3. Sometimes	34.9	31.7	38.7	35.0	34.8	32.1	36.2	34.7	36.6	36.1	32.2	35.9	33.6	40.5	30.9	23.1
4. Often	21.8	15.1	28.6	18.9	35.1	22.6	20.3	22.5	22.0	22.5	19.3	22.2	22.2	19.6	21.9	36.4
<i>Item 11760 Subject J</i>	<i>N</i> 2539	1206	1212	1713	273	527	667	883	463	1914	493	1193	623	250	378	25
A04: How well do you think your experiences and training (at home, school, work, etc.) have prepared you to be a good . . .																
A04A: . . . husband or wife?																
1. Poorly	4.7	5.6	3.3	3.6	6.0	4.6	5.1	3.7	6.0	3.4	8.8	4.1	4.2	3.6	6.7	11.1
2. Not so well	5.8	6.4	4.8	5.6	5.4	5.5	4.9	5.7	7.5	5.9	4.9	5.0	5.8	5.3	7.7	6.7
3. Fairly well	20.4	21.2	20.1	20.4	19.3	20.4	23.9	17.4	21.0	19.6	23.4	19.3	22.0	17.6	20.4	28.5
4. Well	38.7	40.9	37.1	39.2	33.6	41.0	38.7	37.4	38.7	39.8	37.3	40.6	37.3	37.8	38.4	33.2
5. Very well	30.5	25.9	34.7	31.1	35.8	28.6	27.5	35.9	26.8	31.4	25.5	30.9	30.8	35.6	26.8	20.5
<i>Item 11770 Subject D01</i>	<i>N</i> 2505	1190	1194	1695	263	521	658	869	457	1888	484	1178	610	249	375	25
A04B: . . . parent?																
1. Poorly	3.9	5.8	1.8	3.4	4.7	4.8	3.1	3.5	5.0	3.1	6.6	4.0	3.4	1.7	4.9	14.3
2. Not so well	6.5	7.0	5.4	6.2	4.2	6.2	7.2	5.9	7.0	5.7	8.0	6.1	6.8	4.9	7.7	4.2
3. Fairly well	18.1	22.2	14.9	18.5	13.5	17.9	19.9	16.2	19.5	18.6	16.7	17.9	18.9	17.6	17.3	21.6
4. Well	34.4	35.5	33.7	36.4	28.6	33.6	38.0	32.4	34.1	34.9	34.4	33.3	33.9	36.9	38.9	26.8
5. Very well	37.0	29.5	44.2	35.5	49.0	37.5	31.9	42.0	34.4	37.7	34.3	38.7	37.0	38.9	31.1	33.0
<i>Item 11780 Subject D02</i>	<i>N</i> 2523	1199	1204	1707	267	523	666	877	458	1900	491	1186	618	250	376	25
A04C: . . . worker on a job?																
1. Poorly	2.0	2.8	0.9	1.7	1.7	2.7	1.3	2.0	2.4	1.3	4.3	1.7	1.6	2.0	2.7	9.1
2. Not so well	3.1	3.0	2.9	2.6	2.9	3.3	2.9	2.6	3.9	2.8	3.7	2.6	1.8	4.3	5.5	2.3
3. Fairly well	13.5	14.2	12.5	13.6	12.5	12.8	15.6	11.6	15.0	13.6	13.6	13.9	11.6	12.4	14.7	13.6
4. Well	35.7	35.4	36.5	36.7	27.8	34.6	36.2	35.0	37.8	35.9	35.8	34.1	39.4	33.4	36.6	42.8
5. Very well	45.7	44.6	47.1	45.4	55.2	46.7	44.0	48.9	40.8	46.4	42.5	47.7	45.6	48.0	40.5	32.2
<i>Item 11790 Subject C01</i>	<i>N</i> 2533	1202	1210	1710	270	525	666	880	462	1910	493	1187	623	250	378	25

DESCRIPTIVE RESULTS: 2004

193

QUESTIONNAIRE FORM 5 2004	TOTAL	SEX		RACE		REGION				COLLEGE PLANS?		ILLICIT DRUG USE: LIFETIME					
		M	F	White	Black	NE	NC	S	W	Yes	No	None	Mari- juana Only	Few Pills	More Pills	Any Her- oin	
<i>N (Weighted No. of Cases):</i>	2556	1211	1214	1718	273	531	672	887	466	1919	493	1196	626	250	381	25	
<i>% of Weighted Total:</i>	100.0	47.4	47.5	67.2	10.7	20.8	26.3	34.7	18.2	75.1	19.3	46.8	24.5	9.8	14.9	1.0	
A05: Apart from the particular kind of work you want to do, how would you rate each of the following settings as a place to work?																	
A05A: Working in a large corporation																	
1. Not at all acceptable	7.3	8.1	5.7	8.0	4.8	7.7	8.6	5.1	9.0	6.1	12.0	6.0	8.5	6.2	8.3	16.5	
2. Somewhat acceptable	22.4	22.1	22.0	23.5	16.5	25.2	21.0	23.6	19.0	21.0	27.9	22.3	22.2	22.1	22.6	19.5	
3. Acceptable	51.9	51.5	53.0	51.9	52.2	50.1	55.4	51.7	49.2	52.4	49.6	53.5	48.2	52.7	54.1	48.4	
4. Desirable	18.4	18.3	19.4	16.6	26.6	17.0	15.0	19.5	22.9	20.6	10.6	18.2	21.1	19.0	15.0	15.5	
<i>Item 11800 Subject C05</i>	<i>N</i>	<i>2534</i>	<i>1205</i>	<i>1210</i>	<i>1713</i>	<i>270</i>	<i>524</i>	<i>668</i>	<i>881</i>	<i>461</i>	<i>1913</i>	<i>492</i>	<i>1192</i>	<i>621</i>	<i>250</i>	<i>378</i>	<i>25</i>
A05B: Working in a small business																	
1. Not at all acceptable	4.1	4.4	3.4	2.5	7.0	4.6	3.5	4.4	3.8	3.3	6.1	3.2	4.9	1.9	5.1	12.0	
2. Somewhat acceptable	23.8	24.9	21.4	20.7	32.8	25.2	20.5	24.7	25.1	24.0	22.7	24.3	23.9	21.4	19.9	27.7	
3. Acceptable	57.5	57.1	58.9	60.3	51.3	56.4	62.4	54.7	57.0	57.4	58.2	57.1	58.7	58.8	59.2	52.7	
4. Desirable	14.7	13.5	16.3	16.5	8.9	13.8	13.7	16.2	14.1	15.3	13.0	15.3	12.5	17.9	15.8	7.6	
<i>Item 11810 Subject C05</i>	<i>N</i>	<i>2534</i>	<i>1206</i>	<i>1211</i>	<i>1711</i>	<i>269</i>	<i>524</i>	<i>667</i>	<i>881</i>	<i>462</i>	<i>1912</i>	<i>492</i>	<i>1191</i>	<i>621</i>	<i>250</i>	<i>378</i>	<i>25</i>
A05C: Working in a government agency																	
1. Not at all acceptable	16.4	15.4	16.6	16.9	14.1	15.1	15.9	17.3	16.7	14.6	22.4	14.9	16.2	18.3	18.6	27.0	
2. Somewhat acceptable	27.8	27.3	29.2	28.4	29.7	26.6	27.5	28.4	28.7	28.8	25.4	30.9	22.6	30.1	27.3	10.9	
3. Acceptable	38.6	39.1	38.1	38.9	35.3	38.9	40.0	38.3	36.9	39.1	35.8	39.0	38.6	37.7	37.9	32.1	
4. Desirable	17.2	18.3	16.2	15.8	20.9	19.4	16.6	15.9	17.8	17.6	16.4	15.1	22.6	13.9	16.2	29.9	
<i>Item 11820 Subject C05, H05</i>	<i>N</i>	<i>2533</i>	<i>1204</i>	<i>1211</i>	<i>1712</i>	<i>271</i>	<i>526</i>	<i>667</i>	<i>880</i>	<i>461</i>	<i>1912</i>	<i>492</i>	<i>1191</i>	<i>623</i>	<i>250</i>	<i>377</i>	<i>25</i>
A05D: Working in the military service																	
1. Not at all acceptable	42.6	37.8	46.7	40.6	52.4	43.9	37.1	45.5	43.2	43.9	37.8	44.6	40.2	38.0	42.3	57.8	
2. Somewhat acceptable	27.3	30.5	24.1	28.5	26.1	26.0	32.6	24.8	26.1	28.6	22.7	26.1	28.3	31.9	26.8	14.5	
3. Acceptable	21.8	22.2	21.8	23.2	14.5	23.4	21.6	21.2	21.5	20.5	26.3	21.3	21.8	25.3	22.2	20.0	
4. Desirable	8.3	9.4	7.3	7.7	7.0	6.8	8.6	8.5	9.3	7.0	13.2	8.0	9.8	4.9	8.8	7.7	
<i>Item 11830 Subject C05, L04</i>	<i>N</i>	<i>2531</i>	<i>1201</i>	<i>1211</i>	<i>1707</i>	<i>271</i>	<i>525</i>	<i>663</i>	<i>881</i>	<i>462</i>	<i>1913</i>	<i>488</i>	<i>1192</i>	<i>619</i>	<i>250</i>	<i>378</i>	<i>25</i>
A05E: Working in a school or university																	
1. Not at all acceptable	19.8	24.2	14.7	19.8	18.6	16.1	17.4	22.5	22.3	16.3	33.7	18.2	19.1	23.3	22.2	25.5	
2. Somewhat acceptable	28.2	31.9	24.3	26.9	30.3	27.4	27.9	29.2	27.4	28.3	28.1	26.6	28.6	29.5	30.2	23.7	
3. Acceptable	36.6	32.2	41.9	36.8	38.0	39.2	40.1	33.9	33.7	37.6	31.0	38.4	35.8	32.1	37.4	43.8	
4. Desirable	15.4	11.7	19.1	16.6	13.1	17.4	14.5	14.3	16.5	17.9	7.2	16.8	16.5	15.0	10.3	6.9	
<i>Item 11840 Subject B10, C05</i>	<i>N</i>	<i>2532</i>	<i>1205</i>	<i>1209</i>	<i>1710</i>	<i>271</i>	<i>524</i>	<i>666</i>	<i>879</i>	<i>462</i>	<i>1912</i>	<i>490</i>	<i>1192</i>	<i>620</i>	<i>250</i>	<i>377</i>	<i>25</i>
A05F: Working in a police department or police agency																	
1. Not at all acceptable	29.2	28.9	30.0	27.7	38.6	27.9	24.7	32.5	30.6	28.9	30.4	28.7	25.9	28.9	36.0	32.4	
2. Somewhat acceptable	29.3	29.8	29.1	29.5	30.5	28.2	29.7	29.9	28.7	31.5	21.5	30.0	27.8	32.9	25.9	31.1	
3. Acceptable	31.5	29.4	32.9	33.7	23.4	34.5	33.0	30.2	28.4	30.9	33.5	31.9	36.6	26.7	26.8	20.5	
4. Desirable	10.0	12.0	8.0	9.0	7.5	9.3	12.6	7.3	12.2	8.7	14.5	9.4	9.6	11.5	11.4	16.0	
<i>Item 11850 Subject C05</i>	<i>N</i>	<i>2526</i>	<i>1199</i>	<i>1211</i>	<i>1706</i>	<i>268</i>	<i>524</i>	<i>661</i>	<i>879</i>	<i>461</i>	<i>1908</i>	<i>488</i>	<i>1189</i>	<i>617</i>	<i>250</i>	<i>378</i>	<i>25</i>
A05G: Working in a social service organization																	
1. Not at all acceptable	23.0	33.5	12.4	24.1	20.3	20.8	21.2	25.2	24.0	21.5	29.6	23.1	24.2	21.6	22.0	24.3	
2. Somewhat acceptable	34.5	39.4	29.5	34.4	35.4	31.6	35.8	35.1	34.6	35.2	32.8	33.4	32.1	40.3	37.2	24.8	
3. Acceptable	33.4	23.1	43.5	32.7	33.2	38.7	34.4	31.8	28.9	33.4	31.6	35.2	33.3	28.2	31.9	40.0	
4. Desirable	9.1	4.0	14.5	8.8	11.0	8.8	8.5	7.9	12.5	10.0	6.0	8.4	10.4	9.9	8.9	10.9	
<i>Item 11860 Subject C05, O01</i>	<i>N</i>	<i>2522</i>	<i>1201</i>	<i>1204</i>	<i>1705</i>	<i>268</i>	<i>522</i>	<i>666</i>	<i>876</i>	<i>458</i>	<i>1902</i>	<i>491</i>	<i>1186</i>	<i>617</i>	<i>249</i>	<i>378</i>	<i>25</i>
A05H: Working with a small group of partners																	
1. Not at all acceptable	8.7	8.8	7.8	7.1	11.2	7.6	8.9	8.3	10.3	7.1	13.2	9.0	6.6	10.8	8.2	10.1	
2. Somewhat acceptable	27.9	29.3	26.9	26.4	30.1	28.9	24.9	28.7	29.4	27.2	29.3	27.1	29.3	28.6	25.4	35.6	
3. Acceptable	49.6	48.1	50.7	51.7	45.5	48.4	55.4	49.7	42.3	51.5	43.1	50.7	50.0	46.7	50.6	35.1	
4. Desirable	13.9	13.8	14.7	14.9	13.2	15.1	10.8	13.3	18.0	14.2	14.4	13.2	14.1	13.9	15.9	19.2	
<i>Item 11870 Subject C05</i>	<i>N</i>	<i>2527</i>	<i>1200</i>	<i>1209</i>	<i>1707</i>	<i>270</i>	<i>523</i>	<i>667</i>	<i>877</i>	<i>460</i>	<i>1909</i>	<i>490</i>	<i>1188</i>	<i>620</i>	<i>249</i>	<i>377</i>	<i>25</i>

QUESTIONNAIRE FORM 5 2004	TOTAL	SEX		RACE		REGION				COLLEGE PLANS?		ILLICIT DRUG USE: LIFETIME				
		M	F	White	Black	NE	NC	S	W	Yes	No	None	Mari- juana Only	Few Pills	More Pills	Any Her- oin
<i>N (Weighted No. of Cases):</i>	2556	1211	1214	1718	273	531	672	887	466	1919	493	1196	626	250	381	25
<i>% of Weighted Total:</i>	100.0	47.4	47.5	67.2	10.7	20.8	26.3	34.7	18.2	75.1	19.3	46.8	24.5	9.8	14.9	1.0
A05I: Working on your own (self-employed)																
1. Not at all acceptable	9.2	7.7	10.5	7.5	12.8	9.9	9.6	7.7	10.9	8.3	12.9	9.2	8.3	9.4	9.6	7.7
2. Somewhat acceptable	18.7	17.7	19.6	19.8	11.0	19.2	18.0	18.4	19.8	19.2	15.5	19.3	19.9	15.1	17.5	12.6
3. Acceptable	35.0	34.6	35.4	36.6	25.1	35.5	38.2	32.8	34.0	36.4	29.7	36.2	34.1	35.6	32.1	40.1
4. Desirable	37.1	39.9	34.5	36.0	51.1	35.4	34.2	41.2	35.2	36.2	41.8	35.3	37.7	40.0	40.8	39.6
<i>Item 11880 Subject C05</i>	<i>N 2527</i>	<i>1199</i>	<i>1211</i>	<i>1708</i>	<i>267</i>	<i>524</i>	<i>663</i>	<i>878</i>	<i>462</i>	<i>1912</i>	<i>486</i>	<i>1191</i>	<i>617</i>	<i>249</i>	<i>378</i>	<i>25</i>
A06: If you were to get enough money to live as comfortably as you'd like for the rest of your life, would you want to work?																
1. I would want to work	73.8	69.3	78.5	72.2	76.6	71.6	73.7	73.9	76.2	75.3	70.0	77.7	73.7	76.3	63.2	67.4
2. I would not want to work	26.2	30.7	21.5	27.8	23.4	28.4	26.3	26.1	23.8	24.7	30.0	22.3	26.3	23.7	36.8	32.6
<i>Item 8100 Subject C06</i>	<i>N 2506</i>	<i>1191</i>	<i>1194</i>	<i>1695</i>	<i>263</i>	<i>518</i>	<i>658</i>	<i>873</i>	<i>456</i>	<i>1890</i>	<i>484</i>	<i>1171</i>	<i>617</i>	<i>248</i>	<i>378</i>	<i>23</i>
A07: The next questions are about race relations. How much have you gotten to know people of other races . . .																
A07A: In school?																
1. Not at all	7.8	8.2	7.6	10.3	2.1	8.8	10.3	7.2	4.1	7.6	8.7	6.9	8.1	8.6	9.8	17.0
2. A little	21.8	22.6	20.9	25.6	14.1	24.6	30.7	15.2	18.1	20.6	26.6	22.3	20.1	20.1	24.0	16.6
3. Some	26.0	26.3	26.4	27.0	19.6	26.7	27.7	22.4	29.8	26.6	24.5	29.6	22.5	24.1	21.9	12.9
4. A lot	42.4	41.0	43.4	35.5	61.2	37.6	28.9	53.1	46.7	43.7	36.6	39.3	47.4	45.9	42.3	48.7
8. Does not apply to me	2.0	2.1	1.7	1.6	3.0	2.2	2.4	2.0	1.3	1.5	3.6	1.8	1.9	1.3	2.1	4.9
<i>Item 11890 Subject B03, N03</i>	<i>N 2533</i>	<i>1203</i>	<i>1210</i>	<i>1708</i>	<i>273</i>	<i>525</i>	<i>665</i>	<i>882</i>	<i>462</i>	<i>1909</i>	<i>493</i>	<i>1191</i>	<i>620</i>	<i>250</i>	<i>378</i>	<i>25</i>
A07B: In your neighborhood?																
1. Not at all	33.0	34.9	31.7	39.7	20.0	32.4	38.7	32.7	26.4	33.3	34.4	33.3	33.2	30.3	35.9	34.5
2. A little	26.1	26.4	26.7	25.1	29.9	28.6	26.2	24.2	26.9	27.5	21.7	27.1	22.4	30.6	27.9	9.6
3. Some	20.4	19.0	20.9	17.8	24.0	20.7	16.2	20.3	26.5	19.7	21.5	21.1	21.0	19.8	17.3	26.5
4. A lot	13.4	14.0	12.9	9.2	21.2	13.0	10.2	15.0	15.6	13.4	12.8	11.7	16.6	16.5	10.6	19.3
8. Does not apply to me	6.9	5.7	7.9	8.1	5.0	5.3	8.7	7.7	4.8	6.1	9.5	6.9	6.9	2.9	8.4	10.1
<i>Item 11900 Subject N03</i>	<i>N 2530</i>	<i>1202</i>	<i>1209</i>	<i>1706</i>	<i>273</i>	<i>525</i>	<i>664</i>	<i>880</i>	<i>461</i>	<i>1909</i>	<i>492</i>	<i>1191</i>	<i>620</i>	<i>250</i>	<i>377</i>	<i>25</i>
A07C: In church?																
1. Not at all	30.3	33.0	27.8	33.7	21.7	35.8	37.8	24.9	23.7	31.1	29.5	28.7	26.6	39.2	37.9	23.2
2. A little	19.5	20.7	18.6	19.2	21.3	19.5	16.6	21.7	19.4	19.8	18.7	20.8	20.2	19.2	14.8	12.1
3. Some	15.1	11.8	18.6	14.2	21.0	10.1	14.5	19.2	13.7	15.4	13.7	17.2	13.9	13.6	12.1	10.6
4. A lot	10.3	9.4	11.3	7.1	20.5	5.5	6.3	14.9	12.8	10.9	8.1	11.1	10.8	11.6	5.5	8.4
8. Does not apply to me	24.8	25.1	23.7	25.8	15.4	29.1	24.9	19.3	30.4	22.9	30.0	22.1	28.5	16.5	29.6	45.6
<i>Item 11910 Subject G, N03</i>	<i>N 2523</i>	<i>1199</i>	<i>1204</i>	<i>1703</i>	<i>270</i>	<i>521</i>	<i>663</i>	<i>880</i>	<i>459</i>	<i>1902</i>	<i>490</i>	<i>1186</i>	<i>619</i>	<i>249</i>	<i>377</i>	<i>25</i>
A07D: On sports teams?																
1. Not at all	15.3	14.0	16.6	17.1	9.7	19.3	17.8	14.3	8.9	14.5	19.3	15.5	12.6	17.8	16.8	24.7
2. A little	16.6	17.3	16.8	17.2	16.1	18.7	17.5	13.6	18.6	17.6	12.4	15.9	18.5	16.0	17.5	8.1
3. Some	21.0	22.3	19.3	22.3	16.0	21.5	23.5	17.3	24.1	22.0	17.0	20.4	23.8	20.1	20.2	11.0
4. A lot	27.4	30.3	24.5	24.6	37.2	23.0	20.2	33.6	30.7	28.3	22.9	27.4	28.2	28.8	24.9	20.6
8. Does not apply to me	19.7	16.0	22.7	18.8	21.0	17.6	20.9	21.2	17.7	17.5	28.3	20.9	16.9	17.3	20.6	35.5
<i>Item 11920 Subject N03</i>	<i>N 2525</i>	<i>1196</i>	<i>1208</i>	<i>1700</i>	<i>272</i>	<i>522</i>	<i>663</i>	<i>881</i>	<i>460</i>	<i>1902</i>	<i>492</i>	<i>1188</i>	<i>616</i>	<i>249</i>	<i>378</i>	<i>25</i>
A07E: In clubs?																
1. Not at all	21.6	25.6	17.6	25.7	11.1	25.4	25.2	18.9	17.2	20.4	27.2	20.7	20.1	24.0	25.7	29.8
2. A little	18.4	20.4	16.8	19.5	17.7	22.0	17.5	17.3	17.5	19.2	17.1	18.2	17.8	21.6	17.4	13.6
3. Some	19.3	15.9	22.6	18.6	19.0	16.7	20.3	19.5	20.4	21.0	12.2	20.4	18.6	19.9	18.1	9.3
4. A lot	19.8	16.6	22.9	15.2	34.4	15.2	15.2	25.3	21.2	20.5	16.9	20.5	21.6	19.9	14.2	17.0
8. Does not apply to me	20.9	21.4	20.0	21.0	17.9	20.7	21.8	19.0	23.6	19.0	26.5	20.1	21.9	14.5	24.6	30.3
<i>Item 11930 Subject N03</i>	<i>N 2529</i>	<i>1203</i>	<i>1205</i>	<i>1704</i>	<i>272</i>	<i>523</i>	<i>664</i>	<i>881</i>	<i>461</i>	<i>1905</i>	<i>493</i>	<i>1188</i>	<i>620</i>	<i>250</i>	<i>377</i>	<i>25</i>
A07F: On a job?																
1. Not at all	13.6	15.1	12.3	16.4	4.2	13.8	16.1	13.2	10.4	12.4	18.4	13.8	13.5	12.4	13.5	13.4
2. A little	14.0	15.4	12.3	15.8	8.3	17.9	16.7	10.4	12.4	14.7	11.3	13.1	12.4	12.7	18.9	14.2
3. Some	23.3	25.4	22.3	23.3	20.4	25.6	22.3	22.6	23.5	22.6	26.2	23.9	22.9	26.3	22.2	10.7
4. A lot	34.7	32.0	36.4	31.9	47.1	33.4	31.4	38.6	33.4	35.5	32.6	30.8	39.8	40.9	35.4	44.8
8. Does not apply to me	14.4	12.2	16.7	12.5	20.0	9.3	13.4	15.1	20.3	14.8	11.6	18.4	11.4	7.7	9.9	16.9
<i>Item 11940 Subject C01, N03</i>	<i>N 2529</i>	<i>1203</i>	<i>1208</i>	<i>1707</i>	<i>269</i>	<i>523</i>	<i>664</i>	<i>881</i>	<i>461</i>	<i>1905</i>	<i>493</i>	<i>1190</i>	<i>618</i>	<i>250</i>	<i>378</i>	<i>25</i>

QUESTIONNAIRE FORM 5 2004	TOTAL	SEX		RACE		REGION				COLLEGE PLANS?		ILLICIT DRUG USE: LIFETIME				
		M	F	White	Black	NE	NC	S	W	Yes	No	None	Mari- juana Only	Few Pills	More Pills	Any Her- oin
<i>N (Weighted No. of Cases):</i>	2556	1211	1214	1718	273	531	672	887	466	1919	493	1196	626	250	381	25
<i>% of Weighted Total:</i>	100.0	47.4	47.5	67.2	10.7	20.8	26.3	34.7	18.2	75.1	19.3	46.8	24.5	9.8	14.9	1.0
A08: Thinking about the country as a whole, would you say relations between white people and black people have been getting better, getting worse, or staying pretty much the same?																
1. Better	24.5	25.1	24.3	24.4	18.7	23.7	24.8	23.6	26.9	24.8	23.5	25.7	21.8	22.8	27.1	20.4
2. A little better	44.7	42.3	47.3	43.6	50.1	46.1	45.9	42.8	44.7	45.1	41.2	44.7	47.2	46.2	39.9	25.5
3. Same	23.2	24.8	22.1	23.8	23.0	21.2	22.0	24.8	24.1	22.8	26.2	23.0	23.3	24.1	22.8	37.1
4. A little worse	5.1	5.0	5.1	5.8	5.7	6.0	4.9	5.9	2.9	5.1	5.8	4.7	4.7	4.2	8.3	6.8
5. Worse	2.5	2.9	1.3	2.4	2.5	3.0	2.4	2.8	1.4	2.2	3.3	2.0	3.1	2.7	1.9	10.2
<i>Item 11950 Subject N02</i>	<i>N</i> 2522	1199	1203	1704	268	522	665	873	462	1900	492	1183	618	250	376	25
The next questions are about driving.																
A09: Do you have a driver's license?																
1. Yes	83.1	87.1	79.3	89.9	65.7	77.9	89.5	85.3	75.3	84.0	83.0	81.5	84.6	84.9	86.3	79.5
2. No, but I soon will—GO TO Q.A13	13.6	10.3	16.8	8.3	28.5	16.4	9.2	12.4	19.3	13.1	13.8	14.5	12.1	12.4	13.0	17.5
3. No—GO TO Q.A13	3.3	2.6	3.9	1.8	5.8	5.7	1.4	2.2	5.4	2.9	3.2	4.0	3.3	2.7	0.7	3.0
<i>Item 11960 Subject F07</i>	<i>N</i> 2426	1157	1161	1684	242	504	649	841	433	1851	461	1136	599	247	363	22
A10: Do you own a car?																
1. Yes	76.1	76.4	75.1	81.1	49.9	73.1	76.2	78.0	75.1	75.1	80.1	71.0	77.3	83.6	86.5	69.3
2. No, but I expect to own one in another year or two	16.6	15.8	17.6	12.3	41.9	16.8	15.8	17.2	16.5	16.3	17.2	19.4	15.1	14.5	9.6	27.8
3. No	7.3	7.8	7.3	6.7	8.2	10.0	8.0	4.8	8.4	8.6	2.8	9.6	7.6	1.9	3.9	2.8
<i>Item 11970 Subject F07</i>	<i>N†</i> 2017	1008	922	1513	159	392	580	718	326	1556	383	926	508	209	314	18
A11: Are you able to use someone else's car when you want to?																
1. Yes, whenever I wish	32.0	31.4	32.8	32.5	26.1	33.0	37.2	30.0	25.6	31.5	31.3	29.9	33.8	34.0	32.7	41.6
2. Yes, most of the time	41.7	41.2	43.0	42.0	43.7	42.4	37.9	43.1	44.6	41.6	45.2	44.1	40.8	43.7	38.1	13.2
3. Sometimes	18.2	18.3	17.5	17.8	19.6	16.5	16.6	19.1	21.0	18.8	16.1	18.0	17.6	19.7	17.7	25.6
4. Rarely	5.9	6.7	4.7	5.5	6.5	6.9	6.3	4.9	6.0	6.1	4.6	5.3	6.2	2.3	8.9	13.2
5. Never	2.3	2.5	2.0	2.2	4.1	1.1	2.1	2.9	2.8	2.1	2.8	2.7	1.7	0.2	2.6	6.4
<i>Item 11980 Subject F07</i>	<i>N†</i> 2012	1007	918	1509	158	391	580	717	325	1553	382	924	508	209	311	18
A12: Do you make an effort to cut down on driving, in order to save gasoline?																
1. Not at all	22.6	24.0	20.0	22.0	22.5	29.4	18.3	24.0	19.1	21.5	25.5	19.5	23.1	27.6	25.7	33.2
2. Not very much	32.3	30.4	35.0	32.0	34.1	31.8	35.8	30.3	30.8	33.8	27.7	31.4	37.4	29.0	29.5	18.4
3. Yes, to some extent	34.2	32.7	36.4	35.2	34.6	30.3	34.5	34.3	38.0	34.1	34.2	37.6	31.0	32.0	32.5	21.4
4. Yes, quite a bit	9.4	11.8	6.6	9.4	8.0	6.9	10.0	9.7	10.8	9.3	9.6	9.0	7.8	11.0	11.5	24.2
8. Don't know	1.5	1.1	2.0	1.4	0.8	1.6	1.5	1.6	1.2	1.2	2.9	2.5	0.7	0.4	0.8	2.8
<i>Item 11990 Subject F07</i>	<i>N†</i> 2014	1004	921	1509	159	391	579	718	325	1554	381	923	509	208	314	18
A13: Do you make an effort to cut down on the amount of electricity you use, in order to save energy?																
1. Not at all	17.6	21.3	13.9	19.7	14.1	22.8	15.4	18.7	12.9	17.3	18.7	15.5	18.8	16.5	22.6	29.2
2. Not very much	32.5	31.2	32.7	33.2	28.0	33.2	32.3	30.7	35.3	34.0	28.1	35.3	27.1	31.7	32.0	28.4
3. Yes, to some extent	37.2	35.7	40.3	37.1	38.4	34.6	39.1	37.2	37.6	36.2	40.1	36.5	39.6	39.3	37.0	23.1
4. Yes, quite a bit	10.2	10.0	10.0	8.3	15.9	7.6	10.3	11.1	11.6	10.5	9.4	9.9	13.0	12.0	5.9	12.3
8. Don't know	2.4	1.8	3.1	1.9	3.6	1.7	3.0	2.3	2.5	2.0	3.7	2.9	1.5	0.6	2.5	6.9
<i>Item 12000 Subject F05</i>	<i>N</i> 2525	1199	1207	1705	270	521	665	877	462	1902	490	1184	623	250	377	25
A14: In the house or apartment where you live, is an effort made to reduce heat during the winter, in order to save energy?																
1. Not at all	15.4	16.5	14.1	14.1	22.5	17.4	12.5	15.8	16.5	15.3	14.2	13.6	15.1	16.6	19.5	16.1
2. Not very much	29.5	32.7	27.2	31.2	24.3	28.7	30.8	30.0	27.7	28.7	32.8	28.6	29.5	33.6	31.4	21.6
3. Yes, to some extent	34.7	31.6	36.8	35.8	32.1	30.9	37.6	34.3	35.7	35.0	34.0	34.9	36.3	32.2	32.9	46.4
4. Yes, quite a bit	14.0	12.4	15.8	14.0	10.8	15.7	13.0	13.1	15.4	15.1	10.8	15.9	13.6	14.2	9.8	9.5
8. Don't know	6.3	6.8	6.1	4.9	10.3	7.4	6.0	6.8	4.7	5.9	8.2	7.1	5.5	3.4	6.4	6.3
<i>Item 12010 Subject F05</i>	<i>N</i> 2525	1195	1210	1703	273	520	665	879	461	1903	490	1185	620	250	377	25

†=excludes respondents for whom question was inappropriate.

QUESTIONNAIRE FORM 5 2004	TOTAL	SEX		RACE		REGION				COLLEGE PLANS?		ILLCIT DRUG USE: LIFETIME				
		M	F	White	Black	NE	NC	S	W	Yes	No	None	Mari- juana Only	Few Pills	More Pills	Any Her- oin
<i>N (Weighted No. of Cases):</i>	2556	1211	1214	1718	273	531	672	887	466	1919	493	1196	626	250	381	25
<i>% of Weighted Total:</i>	100.0	47.4	47.5	67.2	10.7	20.8	26.3	34.7	18.2	75.1	19.3	46.8	24.5	9.8	14.9	1.0
A15: How do you feel about each of the following?																
A15A: How much do you enjoy shopping for things like clothes, tapes and discs, sporting goods, and books?																
1. Not at all	2.7	3.9	1.4	3.2	0.3	3.7	2.9	2.5	2.0	2.4	4.1	2.7	2.1	1.7	4.0	7.4
2. Not very much	11.0	18.2	3.8	11.6	8.2	10.2	9.6	11.0	14.0	10.0	14.4	10.2	9.9	12.7	13.2	15.7
3. Pretty much	33.3	44.4	22.3	34.4	25.2	34.4	34.3	31.7	33.6	33.0	32.9	34.3	33.6	29.0	32.9	20.5
4. Very much	52.9	33.5	72.5	50.7	66.2	51.8	53.2	54.8	50.5	54.7	48.6	52.8	54.4	56.6	50.0	56.4
<i>Item 12020 Subject F01</i>	<i>N</i> 2529	1202	1207	1706	273	521	666	879	462	1905	492	1192	621	250	375	25
A15B: How much do you care about having the latest fashion in your clothes, tapes and discs, leisure activities, and so on?																
1. Not at all	14.3	20.1	9.1	17.0	4.2	14.1	16.2	12.1	15.8	13.6	18.8	16.3	12.1	8.3	15.9	33.9
2. Not very much	37.9	39.2	36.8	38.3	32.5	35.0	37.2	36.9	44.2	36.9	39.8	38.3	37.0	41.4	36.6	26.4
3. Pretty much	29.8	27.1	32.8	29.1	31.1	33.2	30.4	29.3	26.0	31.0	25.8	28.8	30.8	34.6	29.0	23.2
4. Very much	18.0	13.7	21.3	15.6	32.2	17.6	16.2	21.6	14.0	18.6	15.6	16.6	20.1	15.7	18.5	16.5
<i>Item 12030 Subject F01</i>	<i>N</i> 2531	1202	1210	1706	273	523	666	879	462	1907	491	1191	621	250	376	25
A15C: How much do you care about whether your family has most of the things your friends and neighbors have?																
1. Not at all	33.2	35.7	31.8	31.3	37.8	32.8	30.6	33.7	36.4	32.1	37.3	33.2	33.0	32.8	35.8	41.1
2. Not very much	47.8	47.3	49.0	50.1	42.8	45.7	52.2	46.4	46.6	48.6	45.6	49.1	46.6	48.5	46.1	35.0
3. Pretty much	13.7	12.1	14.5	14.3	11.1	15.8	12.6	14.3	12.0	14.4	11.2	13.0	16.0	15.4	10.2	11.9
4. Very much	5.2	4.9	4.7	4.3	8.3	5.6	4.6	5.6	5.0	4.9	5.9	4.7	4.4	3.2	8.0	12.0
<i>Item 12040 Subject F01</i>	<i>N</i> 2525	1198	1208	1704	273	523	666	876	460	1905	489	1189	618	250	376	25
A16: When you are older, do you expect to own more possessions than your parents do now, or about the same, or less?																
I expect to own . . .																
1. Much less than my parents	2.4	3.8	0.8	2.7	0.7	1.6	2.8	2.2	3.0	2.1	3.3	2.2	1.9	1.5	2.5	20.2
2. Somewhat less than my parents	5.7	6.6	4.6	5.8	4.9	4.0	7.1	5.7	5.5	4.4	9.7	5.8	4.8	6.0	4.7	7.7
3. About as much as my parents	32.7	28.7	36.8	38.7	15.5	31.5	34.9	31.6	33.0	32.6	33.3	35.1	32.1	32.8	28.6	36.5
4. Somewhat more than my parents	33.9	32.2	36.0	33.6	27.4	39.1	31.5	31.9	35.1	35.3	30.8	34.8	33.1	35.5	33.3	22.0
5. Much more than my parents	25.4	28.6	21.7	19.2	51.6	23.8	23.7	28.6	23.5	25.7	22.9	22.2	28.0	24.2	30.9	13.6
<i>Item 12050 Subject F01</i>	<i>N</i> 2520	1199	1201	1699	272	519	665	877	459	1898	492	1185	618	249	377	25
A17: Compared with your parents, what is the smallest amount that you could be content or satisfied to own?																
The least I could be content to own is . . .																
1. Much less than my parents	11.8	14.0	9.5	13.9	7.4	10.0	13.3	11.3	12.9	11.8	11.7	11.9	10.6	12.8	11.9	15.6
2. Somewhat less than my parents	27.5	26.6	28.9	32.0	16.6	27.7	27.6	27.0	28.2	28.1	26.2	28.0	29.3	24.6	25.3	33.0
3. About as much as my parents	37.2	35.6	39.1	36.5	38.0	37.8	39.9	36.8	33.5	37.2	38.1	37.4	33.8	42.7	39.9	36.7
4. Somewhat more than my parents	16.4	15.5	16.9	13.3	22.5	16.9	13.3	17.4	18.5	16.1	16.9	15.8	19.5	16.1	14.0	2.1
5. Much more than my parents	7.0	8.2	5.6	4.3	15.6	7.6	5.9	7.5	6.9	6.6	7.1	6.9	6.8	3.8	8.8	12.6
<i>Item 12060 Subject F01</i>	<i>N</i> 2502	1190	1194	1695	268	511	662	874	455	1890	490	1179	614	248	373	24
A18: These next questions ask your opinions about a number of different topics. How much do you agree or disagree with each statement below?																
A18A: We ought to worry about our own country and let the rest of the world take care of itself																
1. Disagree	18.9	18.8	18.7	17.0	24.2	15.6	19.8	20.3	18.8	19.5	15.4	20.4	16.9	19.3	16.7	17.0
2. Mostly disagree	23.7	22.5	24.8	25.3	14.5	24.0	25.3	22.1	24.2	24.7	20.3	24.1	25.2	22.4	21.1	16.5
3. Neither	20.4	20.3	20.8	19.8	14.2	19.4	20.6	19.1	23.8	19.5	23.0	21.9	16.7	21.1	21.9	5.8
4. Mostly agree	24.2	23.9	24.9	25.4	26.2	26.4	23.0	24.7	22.5	24.0	25.5	23.2	27.4	24.8	23.3	19.2
5. Agree	12.8	14.5	10.7	12.5	20.9	14.7	11.3	13.8	10.7	12.3	15.7	10.5	13.8	12.4	17.0	41.6
<i>Item 12070 Subject O03</i>	<i>N</i> 2527	1207	1203	1710	270	524	667	879	457	1906	489	1191	619	250	375	25

DESCRIPTIVE RESULTS: 2004

197

QUESTIONNAIRE FORM 5 2004	TOTAL	SEX		RACE		REGION				COLLEGE PLANS?		ILLICIT DRUG USE: LIFETIME				
		M	F	White	Black	NE	NC	S	W	Yes	No	None	Mari- juana Only	Few Pills	More Pills	Any Her- oin
<i>N (Weighted No. of Cases):</i>	2556	1211	1214	1718	273	531	672	887	466	1919	493	1196	626	250	381	25
<i>% of Weighted Total:</i>	100.0	47.4	47.5	67.2	10.7	20.8	26.3	34.7	18.2	75.1	19.3	46.8	24.5	9.8	14.9	1.0
A18B: It would be better if we all felt more like citizens of the world than of any particular country																
1. Disagree	13.3	14.4	11.6	14.4	8.9	13.7	12.0	14.3	12.6	13.1	14.0	12.1	13.1	10.1	18.4	29.7
2. Mostly disagree	14.0	17.0	11.6	15.5	8.0	14.6	12.6	14.2	15.0	14.0	14.3	14.4	13.5	15.9	13.2	6.4
3. Neither	30.3	26.5	33.4	32.4	21.2	34.1	32.8	29.0	24.8	30.0	32.6	31.3	29.4	31.3	26.9	33.4
4. Mostly agree	25.0	24.6	25.7	23.2	32.9	22.6	23.4	25.4	29.3	24.6	24.8	25.1	26.1	24.9	23.1	22.8
5. Agree	17.4	17.5	17.7	14.5	29.0	14.9	19.1	17.1	18.3	18.3	14.4	17.1	17.8	17.9	18.4	7.7
<i>Item 12080 Subject O03</i>	<i>N</i> 2527	1205	1206	1707	272	527	664	878	458	1907	492	1190	620	250	377	25
A18C: I find it hard to be sympathetic toward starving people in foreign lands, when there is so much trouble in our own country																
1. Disagree	34.6	24.1	45.0	31.1	46.1	35.0	28.8	35.8	40.2	35.5	30.7	36.8	32.8	29.3	33.7	24.2
2. Mostly disagree	25.8	25.1	26.3	28.6	17.4	25.2	29.3	24.1	24.5	26.7	21.3	27.5	27.3	23.1	21.2	22.4
3. Neither	19.7	24.8	14.4	20.2	14.8	20.7	21.0	19.0	17.8	18.6	22.3	18.0	18.1	22.1	24.4	26.2
4. Mostly agree	12.5	16.4	9.0	12.6	12.7	12.0	12.8	12.9	11.9	12.3	15.0	12.0	13.2	14.7	12.3	12.9
5. Agree	7.5	9.6	5.3	7.4	9.1	7.1	8.0	8.2	5.6	6.8	10.7	5.6	8.6	10.7	8.4	14.3
<i>Item 12090 Subject F03, O03</i>	<i>N</i> 2526	1201	1207	1708	272	526	665	880	455	1908	489	1190	622	250	374	25
A18D: Maybe some minority groups do get unfair treatment, but that's no business of mine																
1. Disagree	37.3	28.6	47.4	32.1	54.7	35.8	32.6	37.4	45.8	40.0	29.1	40.6	38.0	32.6	31.7	21.7
2. Mostly disagree	27.1	27.0	27.0	29.7	16.4	29.5	30.0	24.5	25.4	29.3	19.4	27.7	28.0	27.6	24.9	14.8
3. Neither	20.7	24.1	17.0	22.7	17.5	20.5	21.8	22.4	15.7	19.5	24.8	20.1	19.3	21.0	23.2	20.5
4. Mostly agree	9.1	12.6	4.9	9.7	4.1	8.5	10.0	9.2	8.2	7.0	15.5	8.0	8.6	10.8	11.6	17.9
5. Agree	5.8	7.8	3.6	5.8	7.3	5.7	5.5	6.5	4.9	4.2	11.2	3.6	6.2	8.1	8.5	25.0
<i>Item 12100 Subject N02, O03</i>	<i>N</i> 2515	1201	1199	1702	270	526	662	873	454	1898	491	1186	618	249	375	25
A18E: I get very upset when I see other people treated unfairly																
1. Disagree	4.0	4.0	3.0	3.6	2.6	4.2	3.8	4.0	4.3	3.3	5.5	3.2	3.8	5.0	4.0	15.2
2. Mostly disagree	5.4	7.4	3.3	5.7	4.7	5.8	6.0	4.3	6.1	4.5	8.0	5.0	6.2	5.0	5.3	5.2
3. Neither	11.1	16.0	6.0	11.7	8.0	10.8	12.7	11.2	9.0	10.0	15.5	10.0	11.4	11.6	13.4	13.2
4. Mostly agree	34.3	37.7	31.0	36.5	27.3	34.6	35.1	34.9	31.6	34.7	33.4	34.4	32.7	29.4	40.3	34.8
5. Agree	45.2	34.8	56.8	42.5	57.4	44.6	42.5	45.6	49.0	47.5	37.5	47.4	45.8	49.0	37.0	31.6
<i>Item 12110 Subject O03</i>	<i>N</i> 2520	1202	1203	1705	270	522	663	879	457	1901	491	1188	617	250	375	25
A18F: I would agree to a good plan to make a better life for the poor, even if it cost me money																
1. Disagree	8.5	12.2	4.7	9.2	6.2	9.7	8.5	8.0	8.2	7.5	12.0	6.8	9.9	9.1	9.6	19.5
2. Mostly disagree	10.8	13.2	8.9	12.0	9.3	10.3	13.2	9.6	10.1	9.6	16.0	10.1	10.0	14.1	12.9	10.1
3. Neither	25.7	27.5	23.2	26.7	19.0	28.8	27.3	25.3	20.4	25.3	28.9	23.5	26.8	26.1	29.8	23.7
4. Mostly agree	34.8	31.4	38.3	35.1	32.9	34.0	33.0	34.8	38.0	35.9	27.8	37.9	33.3	28.6	32.4	21.2
5. Agree	20.3	15.8	24.9	17.0	32.6	17.1	18.0	22.2	23.3	21.7	15.4	21.7	20.0	22.1	15.3	25.5
<i>Item 12120 Subject O03</i>	<i>N</i> 2522	1200	1210	1706	270	523	665	875	459	1903	491	1189	620	250	376	25
A18G: It's not really my problem if others are in trouble and need help																
1. Disagree	33.9	26.1	41.7	31.3	44.2	32.5	30.4	34.7	39.1	35.3	28.8	35.9	34.4	33.9	27.5	28.4
2. Mostly disagree	36.9	37.6	36.6	39.1	32.0	38.8	37.1	35.5	37.3	38.4	32.5	38.8	37.7	34.4	34.1	12.1
3. Neither	18.6	21.7	15.4	19.0	11.7	17.8	20.9	19.2	15.2	17.7	22.5	16.9	17.7	18.9	23.9	24.2
4. Mostly agree	7.2	9.1	5.1	7.3	7.5	5.9	8.7	7.5	5.9	6.3	9.7	6.1	6.9	9.2	9.2	15.7
5. Agree	3.3	5.5	1.1	3.4	4.7	5.0	2.9	3.1	2.5	2.3	6.5	2.3	3.3	3.5	5.4	19.7
<i>Item 12130 Subject O03</i>	<i>N</i> 2519	1200	1204	1705	271	525	666	873	456	1902	490	1186	622	248	376	25

QUESTIONNAIRE FORM 5 2004	TOTAL	SEX		RACE		REGION				COLLEGE PLANS?		ILLICIT DRUG USE: LIFETIME				
		M	F	White	Black	NE	NC	S	W	Yes	No	None	Mari- juana Only	Few Pills	More Pills	Any Her- oin
<i>N (Weighted No. of Cases):</i>	2556	1211	1214	1718	273	531	672	887	466	1919	493	1196	626	250	381	25
<i>% of Weighted Total:</i>	100.0	47.4	47.5	67.2	10.7	20.8	26.3	34.7	18.2	75.1	19.3	46.8	24.5	9.8	14.9	1.0
A18H: Americans could change their eating habits to provide more food for the hungry people in other parts of the world, and at the same time be healthier themselves																
1. Disagree	9.4	12.6	5.1	9.8	7.4	11.7	9.0	9.5	7.0	8.3	13.2	8.7	10.7	6.3	10.7	25.6
2. Mostly disagree	9.8	12.1	7.5	10.3	12.2	11.7	8.4	9.9	9.4	9.7	10.6	9.6	9.5	7.0	12.8	13.4
3. Neither	21.2	23.9	18.1	21.8	16.0	20.4	24.3	20.2	19.3	19.7	26.3	20.2	19.4	28.0	21.2	7.1
4. Mostly agree	30.8	28.4	34.2	31.1	32.1	33.4	29.6	30.4	30.4	32.2	25.6	32.8	31.6	28.3	27.0	21.2
5. Agree	28.8	22.9	35.1	27.0	32.3	22.8	28.7	30.0	33.9	30.1	24.2	28.8	28.9	30.4	28.3	32.7
<i>Item 12140 Subject F03, O03</i>	<i>N</i> 2527	<i>1201</i>	<i>1210</i>	<i>1710</i>	<i>273</i>	<i>527</i>	<i>666</i>	<i>876</i>	<i>457</i>	<i>1907</i>	<i>489</i>	<i>1191</i>	<i>621</i>	<i>250</i>	<i>376</i>	<i>25</i>
A18I: My family and I often buy things we really don't need; we could get along with much less (NOTE: This question was omitted in the questionnaires administered in California, beginning in 1997, due to state requirements.)																
1. Disagree	12.4	14.1	10.5	10.0	21.1	13.8	9.8	13.0	14.1	11.6	14.5	11.6	14.5	11.5	10.2	29.3
2. Mostly disagree	15.9	17.3	14.5	15.8	18.1	16.3	18.5	14.4	13.9	14.4	21.4	15.8	15.4	16.5	17.0	7.7
3. Neither	22.0	25.2	18.4	22.5	16.8	25.4	23.2	19.0	21.7	21.7	23.7	20.6	21.3	21.9	24.5	24.6
4. Mostly agree	31.4	27.9	34.9	33.0	25.0	29.0	32.3	32.9	29.4	33.5	23.4	33.7	31.3	31.5	27.1	30.9
5. Agree	18.2	15.4	21.6	18.7	19.0	15.5	16.2	20.7	20.9	18.8	17.0	18.3	17.4	18.6	21.1	7.4
<i>Item 10060 Subject F01</i>	<i>N</i> 2333	<i>1113</i>	<i>1114</i>	<i>1636</i>	<i>263</i>	<i>525</i>	<i>665</i>	<i>874</i>	<i>268</i>	<i>1748</i>	<i>472</i>	<i>1102</i>	<i>583</i>	<i>228</i>	<i>340</i>	<i>25</i>
A18J: Most people will have fuller and happier lives if they choose legal marriage rather than staying single, or just living with someone (NOTE: This question was omitted in the questionnaires administered in California, beginning in 1997, due to state requirements.)																
1. Disagree	18.2	14.8	20.3	16.4	23.9	22.5	14.9	17.3	21.1	18.4	16.8	14.8	22.4	15.4	21.4	27.3
2. Mostly disagree	12.3	10.8	13.9	12.3	10.6	13.3	12.7	11.8	11.1	12.3	11.9	12.7	12.2	12.5	12.0	6.8
3. Neither	35.2	38.2	32.7	36.3	34.4	38.3	37.1	32.7	32.3	35.2	35.1	34.0	34.6	33.1	39.7	45.8
4. Mostly agree	17.2	19.3	15.1	17.9	14.2	13.8	18.3	18.4	17.1	15.8	22.5	18.4	15.6	20.8	15.5	8.6
5. Agree	17.1	17.0	18.0	17.1	16.8	12.1	17.0	19.8	18.4	18.3	13.7	20.2	15.1	18.1	11.5	11.6
<i>Item 12150 Subject D03</i>	<i>N</i> 2331	<i>1112</i>	<i>1112</i>	<i>1633</i>	<i>265</i>	<i>524</i>	<i>666</i>	<i>873</i>	<i>267</i>	<i>1749</i>	<i>472</i>	<i>1103</i>	<i>581</i>	<i>228</i>	<i>339</i>	<i>25</i>
A18K: Parents should encourage just as much independence in their daughters as in their sons																
1. Disagree	3.4	4.9	1.7	2.7	5.3	3.0	2.4	4.3	3.5	3.2	3.9	3.4	3.3	2.5	3.4	10.1
2. Mostly disagree	6.2	10.3	2.0	5.6	5.0	7.7	3.4	6.2	8.5	5.9	7.8	5.0	6.8	7.8	7.4	6.2
3. Neither	13.3	19.9	6.5	13.4	9.3	12.5	13.3	14.3	12.4	12.0	16.8	13.3	10.8	11.4	15.4	28.3
4. Mostly agree	24.4	28.7	20.0	24.5	23.6	26.7	27.0	22.5	21.7	24.3	25.7	23.3	27.6	31.1	19.5	14.1
5. Agree	52.7	36.2	69.8	53.8	56.9	50.1	53.9	52.7	54.0	54.7	45.8	55.0	51.6	47.3	54.1	41.4
<i>Item 12160 Subject D05</i>	<i>N</i> 2522	<i>1200</i>	<i>1208</i>	<i>1706</i>	<i>273</i>	<i>525</i>	<i>665</i>	<i>874</i>	<i>457</i>	<i>1906</i>	<i>491</i>	<i>1192</i>	<i>619</i>	<i>250</i>	<i>376</i>	<i>25</i>
A18L: Being a mother and raising children is one of the most fulfilling experiences a woman can have																
1. Disagree	4.9	4.7	5.0	4.7	6.7	4.6	5.6	5.3	3.4	4.7	6.0	4.1	5.7	3.9	4.8	7.4
2. Mostly disagree	5.5	5.0	5.6	5.4	6.3	5.3	6.6	4.7	5.6	5.1	5.8	5.9	4.8	5.6	4.3	4.9
3. Neither	30.8	45.3	16.2	33.1	21.6	31.9	29.9	31.6	29.4	30.8	31.1	29.8	30.2	32.2	33.6	44.6
4. Mostly agree	27.1	25.7	28.7	27.3	23.5	31.6	28.2	23.0	28.5	27.1	27.8	25.7	29.7	28.8	27.8	9.3
5. Agree	31.7	19.4	44.5	29.6	41.9	26.6	29.7	35.4	33.1	32.4	29.2	34.4	29.6	29.5	29.7	33.8
<i>Item 12170 Subject D05</i>	<i>N</i> 2503	<i>1185</i>	<i>1208</i>	<i>1700</i>	<i>270</i>	<i>513</i>	<i>662</i>	<i>876</i>	<i>452</i>	<i>1891</i>	<i>489</i>	<i>1182</i>	<i>618</i>	<i>248</i>	<i>372</i>	<i>24</i>
A18M: Most fathers should spend more time with their children than they do now																
1. Disagree	2.3	2.6	1.7	2.2	2.6	2.6	2.7	2.3	1.3	1.5	4.7	1.8	2.8	0.6	2.9	10.2
2. Mostly disagree	3.0	3.9	1.9	2.9	2.8	4.2	2.8	2.6	2.9	2.8	4.1	2.8	3.6	3.9	1.5	3.0
3. Neither	20.7	24.7	15.9	23.0	10.0	25.8	22.3	17.2	19.0	21.0	18.1	19.2	18.9	21.6	25.3	34.6
4. Mostly agree	34.4	36.0	33.6	37.6	18.5	36.1	34.6	33.6	34.0	34.6	33.6	36.3	34.6	31.9	32.9	20.4
5. Agree	39.6	32.9	46.8	34.2	66.2	31.3	37.6	44.3	42.9	40.1	39.5	39.9	40.1	41.9	37.4	31.8
<i>Item 12180 Subject D05</i>	<i>N</i> 2516	<i>1197</i>	<i>1207</i>	<i>1701</i>	<i>271</i>	<i>520</i>	<i>665</i>	<i>874</i>	<i>457</i>	<i>1899</i>	<i>492</i>	<i>1185</i>	<i>621</i>	<i>250</i>	<i>375</i>	<i>24</i>

DESCRIPTIVE RESULTS: 2004

199

QUESTIONNAIRE FORM 5 2004	TOTAL	SEX		RACE		REGION				COLLEGE PLANS?		ILLICIT DRUG USE: LIFETIME				
		M	F	White	Black	NE	NC	S	W	Yes	No	None	Mari- juana Only	Few Pills	More Pills	Any Her- oin
<i>N (Weighted No. of Cases):</i>	2556	1211	1214	1718	273	531	672	887	466	1919	493	1196	626	250	381	25
<i>% of Weighted Total:</i>	100.0	47.4	47.5	67.2	10.7	20.8	26.3	34.7	18.2	75.1	19.3	46.8	24.5	9.8	14.9	1.0
A18N: The husband should make all the important decisions in the family (NOTE: This question was omitted in the questionnaires administered in California, beginning in 1997, due to state requirements.)																
1. Disagree	45.9	26.1	65.5	46.9	47.6	50.9	46.6	42.2	46.1	47.9	39.1	45.7	49.3	44.7	44.5	35.7
2. Mostly disagree	20.1	21.2	19.4	22.1	16.8	21.3	22.5	18.4	17.6	19.6	21.9	20.4	20.2	17.6	21.5	15.7
3. Neither	19.2	29.8	8.6	17.7	18.9	16.2	19.0	20.5	21.3	18.0	24.4	18.3	20.3	18.2	18.3	32.4
4. Mostly agree	8.7	13.5	4.0	7.7	10.9	6.1	7.5	11.3	8.5	9.0	7.3	9.4	5.2	13.0	9.4	6.3
5. Agree	6.1	9.5	2.5	5.5	5.7	5.6	4.4	7.5	6.5	5.5	7.3	6.2	5.0	6.5	6.3	9.9
<i>Item 12190 Subject D05</i>	<i>N</i> 2326	1106	1115	1631	264	521	664	875	266	1744	472	1097	586	228	336	24
A19: Some people think about what's going on in government very often, and others are not that interested. How much of an interest do you take in government and current events?																
1. No interest at all	7.6	7.1	7.3	6.6	7.8	7.3	7.0	9.2	5.7	5.9	13.5	7.0	5.9	10.2	7.9	10.7
2. Very little interest	20.7	17.3	24.3	20.6	23.0	20.9	18.3	21.9	21.5	20.2	23.4	19.7	19.7	20.7	26.8	22.2
3. Some interest	45.4	42.2	48.6	45.4	45.6	45.8	48.0	44.2	43.4	44.7	45.1	45.7	48.8	47.1	39.0	33.2
4. A lot of interest	17.6	21.3	14.2	17.9	17.4	18.7	19.4	16.2	16.4	19.4	12.2	18.8	15.5	17.7	18.0	15.5
5. A very great interest	8.7	12.1	5.6	9.4	6.2	7.3	7.3	8.4	13.0	9.7	5.7	8.8	10.0	4.4	8.3	18.5
<i>Item 6330 Subject H01, Q08</i>	<i>N</i> 2504	1189	1205	1699	267	514	663	869	458	1897	486	1184	617	248	374	24
A20: If you have at least an average income in the future, how likely is it that you will contribute money to the following organizations? If you have already contributed, mark the last circle only.																
Are you likely to contribute to . . .																
A20A: The United Fund or other community charities?																
1. Definitely not	8.8	12.6	4.6	9.0	3.5	10.4	9.0	8.8	6.5	6.6	16.4	7.4	10.2	5.1	11.4	24.9
2. Probably not	15.9	21.6	9.9	18.2	7.4	17.2	16.3	14.1	17.1	15.1	18.3	13.7	17.1	14.6	20.8	13.6
3. Don't know	44.5	42.2	46.6	45.4	41.4	42.2	44.5	44.7	46.8	44.5	45.3	47.0	42.2	45.7	41.2	40.1
4. Probably will	22.9	17.1	29.0	20.2	35.4	22.2	22.5	23.6	23.0	25.1	15.0	23.6	23.0	26.0	20.2	8.4
5. Definitely will	3.8	3.4	4.4	3.4	6.4	3.1	3.8	4.1	3.9	3.9	2.9	3.7	4.3	4.1	2.3	3.4
6. Already have	4.2	3.0	5.6	3.8	5.9	4.9	3.9	4.7	2.6	4.8	2.1	4.6	3.3	4.4	4.1	9.6
<i>Item 12200 Subject O02</i>	<i>N</i> 2497	1189	1200	1695	267	512	662	867	456	1891	487	1181	619	247	366	25
A20B: International relief organizations (CARE, UNICEF, etc.)?																
1. Definitely not	8.7	12.9	4.3	9.0	4.0	12.2	9.1	7.8	6.1	7.1	14.4	7.0	11.1	3.9	11.7	30.4
2. Probably not	18.7	23.9	13.4	21.3	10.7	21.3	19.3	17.1	17.7	17.7	22.9	16.8	19.8	20.7	22.2	5.2
3. Don't know	41.5	37.9	44.8	41.6	47.2	40.1	42.4	43.4	38.0	40.7	44.5	42.5	42.5	36.5	40.4	26.5
4. Probably will	22.5	19.1	26.1	20.5	29.2	19.0	21.6	23.4	25.7	24.7	13.7	25.0	20.2	27.8	16.8	13.3
5. Definitely will	4.9	3.2	6.7	3.7	6.3	4.0	4.1	5.4	5.9	5.2	3.5	5.1	3.1	6.5	4.3	17.0
6. Already have	3.8	3.0	4.7	3.9	2.6	3.4	3.4	2.9	6.6	4.7	1.0	3.6	3.3	4.7	4.6	7.5
<i>Item 12210 Subject O02</i>	<i>N</i> 2502	1191	1202	1698	267	513	662	870	457	1895	487	1184	618	247	369	25
A20C: Minority group organizations (NAACP, SCLC, etc.)?																
1. Definitely not	15.7	22.2	9.2	18.7	3.8	17.9	15.4	15.9	13.1	14.2	20.8	13.4	17.1	9.0	23.5	36.4
2. Probably not	23.1	25.8	20.7	28.0	4.6	23.9	25.1	21.7	22.0	23.5	23.0	23.1	22.1	23.3	25.3	16.4
3. Don't know	38.6	32.5	43.9	40.8	24.9	37.9	39.8	38.3	38.6	39.1	35.7	41.2	35.9	41.8	32.8	29.3
4. Probably will	14.8	13.8	16.0	8.7	34.3	13.8	13.8	14.3	18.4	15.0	13.4	15.8	14.6	16.5	12.6	2.7
5. Definitely will	6.3	4.3	8.6	2.8	27.6	5.1	4.9	8.0	6.5	6.8	5.1	5.5	8.1	7.5	4.4	12.7
6. Already have	1.4	1.4	1.6	1.0	4.7	1.4	1.0	1.8	1.3	1.4	2.0	1.0	2.1	1.9	1.4	2.6
<i>Item 12220 Subject N02, O02</i>	<i>N</i> 2497	1190	1199	1695	270	512	661	871	453	1892	488	1181	620	246	367	25

QUESTIONNAIRE FORM 5 2004	TOTAL	SEX		RACE		REGION				COLLEGE PLANS?		ILLICIT DRUG USE: LIFETIME				
		M	F	White	Black	NE	NC	S	W	Yes	No	None	Mari- juana Only	Few Pills	More Pills	Any Her- oin
<i>N (Weighted No. of Cases):</i>	2556	1211	1214	1718	273	531	672	887	466	1919	493	1196	626	250	381	25
<i>% of Weighted Total:</i>	100.0	47.4	47.5	67.2	10.7	20.8	26.3	34.7	18.2	75.1	19.3	46.8	24.5	9.8	14.9	1.0
A20D: Church or religious organizations?																
1. Definitely not	12.7	17.6	7.3	14.0	2.1	17.6	13.2	8.8	14.0	11.7	15.8	10.1	15.0	6.0	19.4	46.1
2. Probably not	10.2	11.5	9.3	11.8	2.6	10.6	9.4	8.9	13.3	9.9	11.0	8.5	10.3	12.5	11.9	9.4
3. Don't know	19.0	19.5	17.8	18.9	14.7	23.3	18.5	15.8	20.7	17.5	22.7	17.0	19.2	24.1	21.4	15.6
4. Probably will	22.4	23.2	21.7	21.1	24.7	24.1	24.6	20.5	20.7	21.6	25.4	23.0	24.1	22.3	18.3	20.0
5. Definitely will	14.8	11.8	17.6	12.6	30.7	8.4	14.5	20.0	12.9	16.0	11.9	17.0	15.8	12.0	9.7	-
6. Already have	20.9	16.5	26.2	21.7	25.2	16.1	19.8	26.0	18.4	23.2	13.2	24.4	15.6	23.1	19.4	8.9
<i>Item 12230 Subject G, O02</i>	<i>N</i> 2483	1180	1195	1690	266	514	660	855	454	1877	488	1170	617	246	367	23
A20E: Political parties or organizations?																
1. Definitely not	21.0	23.0	18.8	21.2	14.0	23.8	21.5	18.2	22.6	19.7	26.0	18.0	24.0	17.2	25.8	39.6
2. Probably not	26.0	25.5	27.6	27.9	19.2	28.5	24.2	23.7	30.2	26.6	24.3	27.3	24.5	26.0	26.8	8.6
3. Don't know	37.3	35.4	38.6	35.8	46.7	34.8	38.9	39.3	34.0	37.0	38.1	38.2	37.3	38.1	33.8	32.1
4. Probably will	10.6	10.6	10.6	10.1	14.2	7.7	11.0	12.4	10.0	11.6	6.7	11.3	9.9	9.4	10.0	14.1
5. Definitely will	3.1	3.0	3.1	2.7	2.6	2.8	3.3	3.7	2.1	3.1	3.2	3.4	1.5	6.7	2.7	2.6
6. Already have	1.9	2.4	1.4	2.2	3.2	2.3	1.1	2.8	1.1	2.0	1.8	1.7	2.8	2.6	0.8	3.0
<i>Item 12240 Subject H05, O02</i>	<i>N</i> 2487	1181	1198	1692	267	512	661	862	451	1888	483	1177	617	247	365	24
A20F: Citizen lobbies (Common Cause, Public Citizen, etc.)?																
1. Definitely not	14.1	17.3	10.6	14.7	6.4	19.2	14.2	11.8	12.6	12.8	19.9	12.3	15.7	10.8	18.5	33.0
2. Probably not	23.1	25.7	21.2	25.4	18.9	24.5	21.5	21.7	26.6	23.1	22.6	23.3	22.1	23.7	23.8	7.2
3. Don't know	47.6	42.7	52.3	47.0	48.6	43.3	50.2	48.9	46.3	48.3	46.1	49.1	46.8	46.7	45.5	39.2
4. Probably will	11.8	11.4	12.5	10.6	19.9	9.5	10.9	13.9	11.9	12.3	9.0	12.1	11.9	14.4	9.4	14.3
5. Definitely will	2.4	2.0	2.6	1.4	4.9	2.3	2.4	2.7	1.8	2.3	2.1	2.3	2.3	2.9	2.0	6.2
6. Already have	0.9	0.9	0.7	0.7	1.3	1.2	0.8	0.9	0.8	1.1	0.3	0.8	1.1	1.5	0.8	-
<i>Item 12250 Subject H05, I02, O02</i>	<i>N</i> 2490	1189	1196	1692	267	514	657	864	455	1889	487	1176	620	247	368	25
A20G: Charities to help fight diseases (cancer, heart disease, etc.)?																
1. Definitely not	4.2	6.3	1.7	4.0	1.7	5.3	3.9	3.8	4.0	3.0	8.1	2.7	6.4	1.7	6.0	13.0
2. Probably not	5.9	8.9	2.9	6.9	2.9	4.1	8.6	5.2	5.2	5.0	8.6	6.0	5.5	6.6	4.8	9.0
3. Don't know	18.1	22.8	12.5	18.1	15.8	20.4	18.1	17.0	17.4	17.3	19.9	18.0	17.4	18.4	17.5	18.9
4. Probably will	35.3	35.8	34.9	36.7	31.9	31.4	38.0	34.9	36.6	36.3	33.1	36.8	35.0	31.9	36.0	23.9
5. Definitely will	25.7	17.8	34.2	22.8	40.1	25.1	22.6	27.3	27.9	26.5	22.7	26.8	25.6	23.8	24.1	25.8
6. Already have	10.9	8.5	13.8	11.5	7.6	13.7	8.8	11.8	8.8	11.9	7.5	9.7	10.2	17.6	11.6	9.5
<i>Item 12260 Subject O02</i>	<i>N</i> 2487	1182	1198	1691	267	513	655	864	455	1887	485	1176	620	245	366	25
A20H: Organizations concerned with population problems (Planned Parenthood, ZPG, etc.)?																
1. Definitely not	13.7	17.5	9.9	14.4	7.2	17.5	12.5	13.8	10.9	12.5	18.6	13.1	15.1	9.0	15.4	29.7
2. Probably not	19.8	23.7	16.7	22.0	15.0	17.6	22.2	19.7	18.9	20.7	16.0	21.0	18.2	22.3	18.4	8.7
3. Don't know	42.5	41.4	43.7	43.3	41.3	40.5	45.3	42.8	40.3	43.4	39.7	44.0	40.8	46.4	40.1	30.4
4. Probably will	16.9	12.2	20.7	14.4	26.2	17.8	13.7	16.9	20.7	16.6	16.7	16.6	17.2	15.8	18.1	7.6
5. Definitely will	5.8	4.5	7.1	4.6	9.8	5.8	4.9	6.0	6.8	5.3	8.2	4.6	6.9	5.3	6.4	20.8
6. Already have	1.3	0.7	2.0	1.2	0.5	0.8	1.5	0.8	2.5	1.5	0.9	0.8	1.9	1.3	1.6	2.8
<i>Item 12270 Subject E01, O02</i>	<i>N</i> 2496	1189	1201	1696	269	514	659	868	456	1894	487	1181	620	247	368	25
A20I: Organizations concerned with environmental problems (Sierra Club, Friends of the Earth, etc.)?																
1. Definitely not	12.3	16.7	8.0	12.8	8.0	15.6	10.6	12.0	11.5	10.9	17.4	11.1	13.5	7.5	17.5	25.5
2. Probably not	17.9	19.2	17.1	20.4	12.4	18.2	18.2	16.4	19.8	18.8	15.8	18.0	16.2	21.7	18.7	5.8
3. Don't know	39.9	36.9	42.1	39.1	46.7	37.4	43.4	41.4	34.8	39.2	43.5	41.6	40.6	38.6	34.1	34.9
4. Probably will	19.6	18.1	21.4	18.1	21.5	19.1	18.6	19.1	22.4	20.7	15.1	19.7	18.7	20.0	21.5	11.1
5. Definitely will	7.9	6.8	9.1	7.4	7.9	6.8	7.3	8.2	9.5	7.9	6.6	8.1	7.9	9.3	6.5	18.0
6. Already have	2.4	2.4	2.3	2.3	3.4	2.8	1.8	2.8	2.0	2.6	1.7	1.6	3.1	3.1	1.8	4.6
<i>Item 12280 Subject F04, O02</i>	<i>N</i> 2493	1189	1199	1694	269	513	659	867	454	1893	487	1182	621	245	366	25

DESCRIPTIVE RESULTS: 2004

201

QUESTIONNAIRE FORM 5 2004	TOTAL	SEX		RACE		REGION				COLLEGE PLANS?		ILLICIT DRUG USE: LIFETIME					
		M	F	White	Black	NE	NC	S	W	Yes	No	None	Mari- juana Only	Few Pills	More Pills	Any Her- oin	
<i>N (Weighted No. of Cases):</i>	2556	1211	1214	1718	273	531	672	887	466	1919	493	1196	626	250	381	25	
<i>% of Weighted Total:</i>	100.0	47.4	47.5	67.2	10.7	20.8	26.3	34.7	18.2	75.1	19.3	46.8	24.5	9.8	14.9	1.0	
A21: What is your current height (in feet and inches) without shoes?																	
01. 4'5" or less	0.3	0.2	0.5	0.2	0.3	0.4	0.1	0.2	0.8	0.4	0.3	0.2	-	1.5	-	5.7	
02. 4'6"	0.2	0.1	0.3	0.1	-	-	-	0.1	0.7	0.1	0.5	0.2	0.2	0.6	-	-	
03. 4'7"	*	-	0.1	-	-	-	-	0.1	-	-	-	0.1	-	-	-	-	
04. 4'8"	0.1	-	0.1	-	0.2	-	0.1	0.1	0.2	0.1	-	*	0.2	-	0.2	-	
05. 4'9"	0.2	-	0.4	0.1	1.4	*	0.1	0.4	0.2	0.2	0.4	-	0.7	-	0.1	-	
06. 4'10"	0.1	-	0.3	0.1	0.4	0.4	-	0.1	-	0.2	-	0.1	-	-	0.5	-	
07. 4'11"	0.9	-	1.8	0.8	0.7	1.5	1.0	0.7	0.6	0.8	1.1	1.2	0.7	-	1.2	-	
08. 5'0"	2.4	0.1	4.8	1.9	3.3	1.7	3.9	2.1	1.8	2.2	3.7	2.9	1.6	1.7	2.3	-	
09. 5'1"	3.5	0.1	7.0	2.5	2.7	4.2	3.6	2.4	4.7	3.5	4.2	4.0	2.8	5.2	2.4	3.2	
10. 5'2"	4.4	0.2	8.8	3.5	6.7	5.2	3.2	4.4	5.1	4.6	4.2	5.0	3.6	4.7	2.7	5.9	
11. 5'3"	6.6	0.7	12.7	6.2	7.2	6.7	5.4	6.2	8.7	6.9	5.2	7.0	4.9	6.2	8.5	6.0	
12. 5'4"	7.8	1.9	13.4	7.3	8.2	7.7	8.1	8.2	6.7	7.9	6.8	7.7	7.9	6.9	9.1	5.1	
13. 5'5"	7.6	2.5	12.1	7.3	7.5	8.4	7.9	6.6	8.2	7.8	7.2	9.1	8.1	5.7	4.8	-	
14. 5'6"	7.5	4.0	10.8	7.2	8.6	7.4	5.0	9.0	8.5	7.7	5.7	7.2	8.2	7.7	7.0	8.2	
15. 5'7"	9.4	6.3	12.3	10.0	8.6	9.1	11.1	9.7	6.7	9.3	8.1	8.6	12.3	10.6	6.5	6.9	
16. 5'8"	8.1	8.3	8.0	8.4	10.3	6.8	9.0	8.1	8.3	8.3	8.4	7.1	8.5	9.2	9.6	9.9	
17. 5'9"	6.3	10.0	2.4	5.7	5.9	7.0	5.9	5.8	7.0	6.4	6.0	5.9	6.6	7.6	5.3	4.9	
18. 5'10"	8.0	13.9	2.5	8.7	7.3	9.9	7.4	8.1	6.4	8.2	7.8	8.5	6.5	9.6	7.5	11.1	
19. 5'11"	6.6	13.0	0.6	7.2	6.2	6.5	7.4	6.9	5.2	6.6	7.1	6.1	6.4	7.9	7.9	8.5	
20. 6'0"	7.6	14.6	0.6	8.4	6.8	6.9	6.9	9.2	6.2	7.5	7.4	7.9	8.0	3.2	9.1	7.3	
21. 6'1"	4.3	8.2	0.2	5.3	0.9	4.3	5.0	3.3	5.2	3.8	5.7	3.6	6.3	3.0	3.7	4.3	
22. 6'2"	3.0	6.2	-	3.7	2.8	1.7	2.7	4.2	2.6	2.8	4.1	2.9	2.4	2.2	5.5	-	
23. 6'3"	2.6	5.3	-	3.1	1.2	1.7	2.9	2.4	3.7	2.6	3.2	2.4	1.8	1.8	4.6	2.3	
24. 6'4"	0.9	1.9	*	1.1	0.8	1.1	1.4	0.3	1.4	0.9	1.4	0.8	0.8	2.8	0.6	-	
25. 6'5"	0.6	1.2	-	0.6	-	0.4	1.2	0.3	0.5	0.7	0.4	0.6	0.3	1.4	0.5	2.0	
26. 6'6"	0.4	0.8	0.1	0.4	0.3	0.4	0.3	0.6	0.4	0.4	0.7	0.4	0.6	0.3	-	4.5	
27. 6'7" or more	0.4	0.5	0.2	0.2	1.6	0.5	0.3	0.5	0.3	0.4	0.4	0.3	0.6	-	0.6	4.1	
<i>Item 22155 Subject T03</i>	<i>N</i>	<i>2510</i>	<i>1197</i>	<i>1204</i>	<i>1702</i>	<i>269</i>	<i>519</i>	<i>664</i>	<i>872</i>	<i>456</i>	<i>1901</i>	<i>490</i>	<i>1182</i>	<i>621</i>	<i>249</i>	<i>373</i>	<i>25</i>
A22: What is your current weight (in pounds) without shoes or clothing?																	
01. 80 lbs. or less	0.1	0.2	0.1	-	0.6	0.3	-	-	0.4	-	0.7	0.1	-	-	0.2	2.9	
02. 81-85	*	0.1	-	-	-	-	-	0.1	-	*	-	0.1	-	-	-	-	
03. 86-90	0.1	-	0.1	*	-	0.2	-	-	0.1	*	0.2	0.1	-	-	-	-	
04. 91-95	0.7	0.1	1.3	0.4	0.9	0.3	0.9	0.8	0.5	0.9	-	0.9	0.2	0.6	0.6	-	
05. 96-100	1.1	-	2.3	0.8	1.2	1.2	0.8	0.7	2.1	1.3	0.5	1.4	0.2	1.9	1.2	-	
06. 101-105	2.0	0.2	3.9	1.8	2.1	2.6	2.3	1.7	1.3	1.9	2.3	2.3	1.6	2.5	1.4	-	
07. 106-110	2.9	0.1	5.8	2.6	3.2	3.2	2.1	3.3	3.0	3.5	1.2	3.9	2.2	2.2	2.0	-	
08. 111-115	4.2	1.4	7.2	3.9	3.6	4.9	4.0	3.6	4.9	4.0	4.8	4.9	3.7	2.8	3.4	5.5	
09. 116-120	5.4	1.5	9.2	5.4	3.4	5.7	2.9	7.0	5.8	5.9	2.8	5.7	4.7	6.1	5.1	-	
10. 121-125	5.9	2.2	9.8	6.1	4.4	6.5	3.6	7.8	5.2	6.5	4.2	5.8	6.5	5.7	6.4	2.7	
11. 126-130	6.8	3.9	9.5	7.1	4.9	7.1	7.8	6.5	5.4	7.5	4.9	6.8	8.6	3.6	5.6	8.0	
12. 131-135	6.7	4.1	9.3	7.0	6.6	6.0	6.0	6.7	8.5	7.4	3.7	6.2	6.3	8.5	6.6	11.5	
13. 136-140	6.8	4.8	8.6	6.3	5.3	4.8	7.7	6.5	8.6	6.3	8.4	5.6	7.7	8.8	7.9	3.1	
14. 141-150	11.5	13.2	10.1	12.4	10.1	10.1	13.9	10.5	11.5	11.4	11.6	11.4	12.6	9.2	12.5	10.4	
15. 151-160	10.0	12.7	7.1	9.0	15.1	12.1	10.3	8.8	9.4	10.1	8.7	9.2	11.6	9.9	9.7	14.9	
16. 161-170	8.5	12.5	4.4	9.0	9.9	7.9	10.2	8.2	7.1	8.2	8.9	7.5	8.3	8.0	11.1	5.3	
17. 171-180	7.0	11.1	3.1	7.6	4.4	6.4	6.6	6.7	8.6	6.8	8.1	7.6	7.5	6.1	5.2	5.5	
18. 181-190	5.0	7.9	2.0	5.5	6.0	4.0	5.9	4.3	6.4	4.7	6.0	4.9	4.9	7.7	4.2	-	
19. 191-200	3.8	6.3	1.5	4.3	2.4	4.0	5.0	3.4	2.7	3.5	5.5	3.7	2.9	7.3	4.2	-	
20. 201-210	2.8	4.4	1.3	2.7	2.5	3.6	1.7	3.6	2.1	2.3	5.1	3.1	2.5	1.2	3.3	9.9	
21. 211-220	2.2	3.3	1.2	1.9	5.2	1.5	1.7	3.0	2.1	2.2	1.8	2.2	1.4	2.0	3.1	8.5	
22. 221-230	1.4	2.1	0.6	1.5	1.7	1.0	1.6	2.0	0.7	1.3	1.9	1.7	0.5	1.6	2.2	-	
23. 231-240	1.3	2.1	0.2	1.2	2.3	1.7	1.2	1.3	1.1	1.2	2.1	1.6	1.5	1.4	-	6.7	
24. 241-250	1.2	2.1	0.5	1.2	2.0	1.8	1.1	1.0	1.2	0.8	2.6	0.6	3.0	-	0.8	-	
25. 251-260	1.0	1.5	0.4	0.8	1.0	1.6	0.9	1.1	0.3	0.8	1.3	1.0	0.8	0.9	1.0	-	
26. 261 lbs. or more	1.5	2.2	0.7	1.7	1.2	1.7	1.5	1.8	1.0	1.3	2.7	1.7	0.7	1.9	2.2	5.2	
<i>Item 22165 Subject T03</i>	<i>N</i>	<i>2496</i>	<i>1197</i>	<i>1195</i>	<i>1692</i>	<i>271</i>	<i>517</i>	<i>661</i>	<i>865</i>	<i>453</i>	<i>1889</i>	<i>489</i>	<i>1177</i>	<i>622</i>	<i>248</i>	<i>372</i>	<i>25</i>
A23: How often do you. . .																	
A23A: Eat breakfast?																	
1. Never	8.5	9.2	7.6	8.0	8.6	10.7	9.0	8.0	5.9	7.6	11.7	7.8	8.7	7.6	9.7	23.5	
2. Seldom	24.9	25.1	25.1	25.9	26.5	23.2	28.3	24.8	21.9	24.4	28.1	21.0	27.1	30.5	31.0	16.3	
3. Sometimes	24.1	24.7	23.0	22.4	29.3	23.9	22.9	25.7	23.2	23.5	25.1	23.6	23.7	23.9	27.3	25.9	
4. Most days	11.1	10.2	11.9	10.3	14.4	9.9	9.3	12.4	12.5	10.0	14.7	10.9	11.6	10.3	11.2	10.6	
5. Nearly every day	11.2	10.3	12.2	10.8	9.6	10.6	9.5	10.8	14.8	12.0	8.7	12.5	10.3	12.6	8.0	4.6	
6. Every day	20.3	20.5	20.2	22.6	11.5	21.7	21.0	18.3	21.7	22.5	11.6	24.1	18.5	15.1	12.9	19.0	
<i>Item 20740 Subject T02</i>	<i>N</i>	<i>2521</i>	<i>1202</i>	<i>1212</i>	<i>1708</i>	<i>273</i>	<i>523</i>	<i>665</i>	<i>875</i>	<i>458</i>	<i>1911</i>	<i>491</i>	<i>1191</i>	<i>625</i>	<i>250</i>	<i>375</i>	<i>25</i>

*=less than .05 percent.

QUESTIONNAIRE FORM 5 2004	TOTAL	SEX		RACE		REGION				COLLEGE PLANS?		ILLICIT DRUG USE: LIFETIME				
		M	F	White	Black	NE	NC	S	W	Yes	No	None	Mari- juana Only	Few Pills	More Pills	Any Her- oin
<i>N (Weighted No. of Cases):</i>	2556	1211	1214	1718	273	531	672	887	466	1919	493	1196	626	250	381	25
<i>% of Weighted Total:</i>	100.0	47.4	47.5	67.2	10.7	20.8	26.3	34.7	18.2	75.1	19.3	46.8	24.5	9.8	14.9	1.0
A23B: Eat at least some green vegetables?																
1. Never	4.0	4.9	3.1	2.9	8.2	4.4	3.2	5.5	1.7	2.5	9.0	3.2	5.0	4.7	3.2	7.7
2. Seldom	9.4	10.2	8.9	8.4	10.5	8.8	9.4	9.7	9.9	8.7	12.6	9.1	9.0	7.7	13.3	4.3
3. Sometimes	24.3	25.4	23.2	24.0	30.4	22.9	25.3	25.0	23.0	23.9	24.7	24.6	25.7	20.0	24.4	20.5
4. Most days	25.0	25.4	24.2	24.3	28.1	25.9	26.6	24.2	23.0	24.7	26.4	24.2	24.9	28.1	26.4	27.8
5. Nearly every day	19.0	16.7	22.0	21.3	12.7	17.6	18.9	19.2	20.3	19.3	18.8	20.0	16.5	22.4	17.4	14.4
6. Every day	18.4	17.5	18.7	19.1	10.1	20.4	16.7	16.4	22.1	20.9	8.6	18.9	18.9	17.2	15.3	25.2
<i>Item 20750 Subject T02</i>	<i>N</i>	<i>2520</i>	<i>1202</i>	<i>1211</i>	<i>1708</i>	<i>526</i>	<i>664</i>	<i>872</i>	<i>458</i>	<i>1915</i>	<i>488</i>	<i>1193</i>	<i>625</i>	<i>250</i>	<i>373</i>	<i>25</i>
A23C: Eat at least some fruit?																
1. Never	1.7	1.7	1.8	1.4	2.1	2.2	1.6	1.7	1.1	1.0	4.1	1.4	1.7	3.4	1.0	7.7
2. Seldom	6.8	8.2	5.6	6.4	8.0	6.7	5.0	8.6	5.8	6.2	9.3	6.2	7.6	7.5	6.9	5.3
3. Sometimes	26.9	29.5	24.3	25.7	36.4	27.2	23.6	31.2	23.4	25.9	31.1	25.5	28.4	23.6	31.8	17.7
4. Most days	27.0	27.4	26.4	26.2	25.7	27.4	30.5	24.5	26.2	27.6	24.8	26.6	25.5	27.6	31.4	27.2
5. Nearly every day	18.9	16.9	21.4	20.1	16.6	16.8	22.1	17.2	19.6	19.2	16.2	20.1	18.5	19.4	15.2	16.8
6. Every day	18.8	16.3	20.6	20.3	11.1	19.8	17.2	16.8	23.8	20.1	14.5	20.2	18.2	18.5	13.8	25.4
<i>Item 20760 Subject T02</i>	<i>N</i>	<i>2502</i>	<i>1196</i>	<i>1206</i>	<i>1698</i>	<i>522</i>	<i>662</i>	<i>863</i>	<i>456</i>	<i>1903</i>	<i>485</i>	<i>1188</i>	<i>622</i>	<i>249</i>	<i>366</i>	<i>25</i>
A23D: Exercise vigorously (jogging, swimming, calisthenics, or any other active sports)?																
1. Never	4.9	3.6	6.1	4.0	9.5	5.0	5.1	5.3	3.9	3.9	8.9	4.5	3.7	6.3	7.0	6.0
2. Seldom	17.2	14.9	19.6	16.4	19.4	16.3	16.7	18.8	16.3	15.6	23.9	16.8	16.4	16.3	20.5	25.1
3. Sometimes	23.6	19.3	27.2	24.1	19.3	25.4	23.1	24.2	21.1	23.4	22.9	24.6	22.0	17.3	27.1	16.9
4. Most days	18.8	19.8	18.5	18.9	18.5	19.8	19.7	17.3	19.0	18.5	19.6	18.5	18.2	21.8	18.9	13.4
5. Nearly every day	16.1	18.6	14.1	16.7	12.4	16.2	15.8	15.3	18.2	18.0	9.4	15.3	16.8	20.2	14.9	25.1
6. Every day	19.3	23.8	14.5	19.8	20.9	17.2	19.6	19.1	21.5	20.7	15.2	20.4	22.9	18.1	11.5	13.5
<i>Item 20770 Subject T02</i>	<i>N</i>	<i>2510</i>	<i>1193</i>	<i>1211</i>	<i>1701</i>	<i>520</i>	<i>660</i>	<i>874</i>	<i>456</i>	<i>1908</i>	<i>487</i>	<i>1187</i>	<i>622</i>	<i>250</i>	<i>374</i>	<i>25</i>
A23E: Get at least seven hours of sleep?																
1. Never	5.3	5.4	5.5	5.6	4.3	9.1	4.2	4.4	4.3	4.1	10.6	4.0	7.2	5.1	6.5	13.8
2. Seldom	18.3	17.0	19.4	18.0	16.3	18.2	18.7	17.7	18.7	18.2	19.6	15.9	18.6	18.7	24.8	21.8
3. Sometimes	24.1	24.5	23.3	23.0	24.8	24.6	26.6	22.0	24.0	24.7	22.4	24.4	22.0	28.3	24.2	29.4
4. Most days	23.1	21.8	24.3	23.4	24.2	20.6	23.7	25.0	21.5	23.8	20.6	24.6	22.2	21.9	20.4	28.9
5. Nearly every day	16.4	17.8	15.2	18.1	16.1	16.9	14.6	17.1	17.3	17.2	11.9	17.5	16.9	15.5	13.9	-
6. Every day	12.8	13.5	12.3	11.9	14.3	10.6	12.2	13.7	14.2	11.9	14.9	13.6	13.0	10.5	10.1	6.1
<i>Item 20780 Subject T02</i>	<i>N</i>	<i>2508</i>	<i>1194</i>	<i>1208</i>	<i>1700</i>	<i>520</i>	<i>661</i>	<i>871</i>	<i>457</i>	<i>1907</i>	<i>485</i>	<i>1185</i>	<i>622</i>	<i>250</i>	<i>374</i>	<i>25</i>
A23F: Get less sleep than you think you should?																
1. Never	6.7	7.7	5.8	5.3	13.0	6.0	6.0	8.8	4.7	5.4	11.8	6.2	7.8	9.5	4.4	5.8
2. Seldom	12.3	12.7	11.6	12.7	13.0	9.2	11.9	14.3	12.5	12.6	11.3	12.7	13.2	12.2	8.4	5.5
3. Sometimes	25.5	23.5	26.9	24.9	25.0	23.3	24.5	27.4	25.7	24.5	28.3	27.4	24.5	27.9	22.8	7.3
4. Most days	20.3	20.9	20.0	20.4	20.5	21.5	21.0	18.4	21.7	20.9	18.5	20.9	19.1	16.4	20.7	44.8
5. Nearly every day	17.0	17.7	16.3	17.3	13.9	17.5	19.1	14.1	19.1	18.3	12.1	17.1	15.4	16.8	19.5	8.2
6. Every day	18.2	17.6	19.4	19.4	14.6	22.5	17.5	17.0	16.4	18.3	18.1	15.6	20.0	17.2	24.3	28.4
<i>Item 20790 Subject T02</i>	<i>N</i>	<i>2514</i>	<i>1199</i>	<i>1210</i>	<i>1705</i>	<i>522</i>	<i>665</i>	<i>871</i>	<i>457</i>	<i>1908</i>	<i>489</i>	<i>1188</i>	<i>625</i>	<i>250</i>	<i>375</i>	<i>25</i>
A24: These questions are about whether you think women are discriminated against in each of the following areas.																
To what extent are women discriminated against . . .																
A24A: In getting a college education?																
1. Not at all	39.9	48.5	31.8	40.5	36.2	46.3	35.3	39.3	40.5	41.2	37.7	39.4	43.3	38.6	38.4	48.2
2. Very little	28.2	21.8	34.8	31.3	20.5	25.7	34.0	26.5	26.1	30.1	22.1	28.3	28.1	29.1	30.3	11.5
3. Some	14.4	9.3	19.4	14.3	14.4	10.9	17.1	13.7	15.6	12.9	18.3	14.1	13.0	19.0	13.0	26.2
4. A good deal	2.7	1.9	3.1	2.2	4.3	2.3	2.4	3.7	1.5	2.6	2.7	2.9	2.3	2.9	1.7	-
5. A great deal	2.1	1.9	1.9	1.0	5.6	1.8	1.9	2.7	1.6	1.8	2.3	2.3	2.1	1.3	1.3	-
8. Don't know	12.7	16.5	9.0	10.7	19.0	13.0	9.3	14.1	14.7	11.4	17.0	13.0	11.2	9.1	15.3	14.1
<i>Item 12290 Subject D06</i>	<i>N</i>	<i>2510</i>	<i>1199</i>	<i>1207</i>	<i>1705</i>	<i>525</i>	<i>661</i>	<i>869</i>	<i>455</i>	<i>1910</i>	<i>484</i>	<i>1192</i>	<i>623</i>	<i>249</i>	<i>371</i>	<i>24</i>

DESCRIPTIVE RESULTS: 2004

203

QUESTIONNAIRE FORM 5 2004	TOTAL	SEX		RACE		REGION				COLLEGE PLANS?		ILLCIT DRUG USE: LIFETIME				
		M	F	White	Black	NE	NC	S	W	Yes	No	None	Mari- juana Only	Few Pills	More Pills	Any Her- oin
<i>N (Weighted No. of Cases):</i> <i>% of Weighted Total:</i>	2556 100.0	1211 47.4	1214 47.5	1718 67.2	273 10.7	531 20.8	672 26.3	887 34.7	466 18.2	1919 75.1	493 19.3	1196 46.8	626 24.5	250 9.8	381 14.9	25 1.0
A24B: In gaining positions of leadership over men and women?																
1. Not at all	8.9	13.1	4.4	9.4	5.8	8.8	6.5	10.1	10.0	8.4	11.1	8.5	8.9	8.0	11.9	4.1
2. Very little	13.7	16.1	11.4	15.0	6.1	13.3	17.5	11.9	11.8	14.1	12.3	12.9	14.9	14.7	12.6	16.9
3. Some	33.2	31.9	34.3	35.5	28.0	33.3	34.9	33.1	30.8	33.8	32.1	33.8	30.7	39.1	32.6	25.7
4. A good deal	23.5	18.9	28.0	21.8	28.3	23.1	22.6	24.0	24.6	24.1	20.4	25.1	23.5	22.8	19.7	14.2
5. A great deal	11.4	6.9	16.3	9.5	21.1	11.9	10.6	10.6	13.5	11.2	11.3	10.8	13.1	8.1	12.8	20.2
8. Don't know	9.3	13.1	5.4	8.8	10.6	9.6	7.9	10.2	9.3	8.3	12.8	8.9	8.9	7.2	10.3	18.8
<i>Item 12300 Subject D06</i>	<i>N 2512</i>	<i>1200</i>	<i>1209</i>	<i>1707</i>	<i>272</i>	<i>524</i>	<i>661</i>	<i>873</i>	<i>454</i>	<i>1912</i>	<i>485</i>	<i>1191</i>	<i>623</i>	<i>248</i>	<i>374</i>	<i>25</i>
A24C: In obtaining executive positions in business?																
1. Not at all	10.1	14.2	6.0	10.4	8.3	9.8	6.3	12.5	11.5	9.5	12.2	10.1	8.3	12.0	11.8	20.1
2. Very little	16.4	18.6	14.1	17.4	7.6	16.4	21.5	13.3	15.2	16.5	16.4	16.7	18.3	15.9	13.7	15.4
3. Some	30.7	29.4	31.6	32.7	27.6	28.7	33.8	30.6	28.9	31.7	26.5	31.0	29.4	32.9	31.1	28.1
4. A good deal	21.0	16.4	25.9	19.9	24.1	22.6	21.2	19.9	21.0	21.3	20.1	21.3	22.3	22.2	18.1	10.0
5. A great deal	8.2	4.9	11.7	6.4	14.7	7.6	5.8	8.9	11.0	8.7	6.4	7.9	10.1	5.4	8.3	7.6
8. Don't know	13.5	16.5	10.7	13.1	17.7	14.9	11.5	14.8	12.4	12.3	18.4	13.1	11.6	11.5	16.9	18.7
<i>Item 12310 Subject D06</i>	<i>N 2507</i>	<i>1194</i>	<i>1209</i>	<i>1701</i>	<i>272</i>	<i>519</i>	<i>659</i>	<i>873</i>	<i>455</i>	<i>1908</i>	<i>483</i>	<i>1187</i>	<i>623</i>	<i>248</i>	<i>372</i>	<i>25</i>
A24D: In obtaining top jobs in the professions?																
1. Not at all	11.9	16.7	6.9	12.6	7.8	12.9	10.4	12.8	11.0	11.3	13.9	12.0	10.2	12.2	14.6	15.4
2. Very little	19.7	20.4	18.8	20.8	13.6	17.2	24.7	18.1	18.2	19.6	21.0	19.2	21.6	18.8	18.1	22.9
3. Some	29.0	26.6	31.2	30.9	22.9	28.5	29.8	30.3	25.6	30.2	24.3	29.6	28.0	33.2	26.5	26.3
4. A good deal	18.1	14.1	22.3	16.6	22.9	17.8	17.7	16.5	22.1	17.9	19.3	18.1	20.5	17.0	16.6	10.6
5. A great deal	8.5	5.7	11.5	6.6	17.4	9.0	5.8	9.1	10.7	8.5	7.5	8.5	9.1	7.2	8.6	4.9
8. Don't know	12.9	16.4	9.2	12.5	15.3	14.6	11.7	13.1	12.3	12.6	14.1	12.7	10.6	11.6	15.6	20.0
<i>Item 12320 Subject D06</i>	<i>N 2511</i>	<i>1198</i>	<i>1209</i>	<i>1705</i>	<i>272</i>	<i>523</i>	<i>661</i>	<i>872</i>	<i>455</i>	<i>1911</i>	<i>484</i>	<i>1190</i>	<i>622</i>	<i>248</i>	<i>375</i>	<i>25</i>
A24E: In getting skilled labor jobs?																
1. Not at all	13.3	18.3	8.1	13.8	10.8	13.5	13.1	13.0	13.8	12.7	15.3	14.0	12.3	14.3	13.6	13.1
2. Very little	18.1	18.1	18.2	19.8	10.7	15.6	22.5	16.8	16.9	19.4	15.1	18.8	17.9	16.3	15.9	16.5
3. Some	29.6	27.0	32.0	29.8	29.4	31.3	28.7	29.3	29.3	30.4	26.6	29.2	31.9	30.7	28.0	8.2
4. A good deal	15.6	13.2	18.7	14.9	18.6	14.5	15.6	16.2	15.7	15.3	15.5	15.1	15.3	18.2	16.3	22.8
5. A great deal	7.6	5.6	9.2	6.1	13.0	7.5	6.0	9.0	7.6	7.2	8.4	6.2	9.5	8.3	7.7	15.7
8. Don't know	15.8	17.8	13.9	15.7	17.5	17.6	14.1	15.6	16.6	15.0	19.1	16.6	13.1	12.1	18.5	23.8
<i>Item 12330 Subject D06</i>	<i>N 2506</i>	<i>1198</i>	<i>1205</i>	<i>1704</i>	<i>269</i>	<i>521</i>	<i>657</i>	<i>873</i>	<i>455</i>	<i>1907</i>	<i>485</i>	<i>1186</i>	<i>622</i>	<i>248</i>	<i>374</i>	<i>25</i>
A24F: In getting elected to political office?																
1. Not at all	8.7	12.8	3.8	9.2	5.8	8.5	7.9	9.1	9.6	8.0	11.6	8.0	10.4	9.3	9.4	-
2. Very little	10.2	12.1	8.1	10.9	6.8	9.7	12.4	9.1	9.5	10.3	10.2	9.6	9.2	9.3	12.6	19.5
3. Some	23.4	25.1	21.4	25.1	16.7	25.7	25.5	23.1	18.2	23.7	21.5	23.1	23.3	27.8	22.2	18.0
4. A good deal	24.3	21.2	28.1	24.4	22.9	23.4	23.7	24.7	25.2	25.7	19.0	26.8	22.8	22.5	20.1	10.1
5. A great deal	23.0	16.2	30.2	20.7	34.9	22.1	20.0	23.8	26.9	23.2	21.9	22.8	24.6	20.2	23.7	28.6
8. Don't know	10.5	12.6	8.4	9.8	12.8	10.6	10.5	10.2	10.6	9.1	15.7	9.7	9.7	10.9	12.0	23.8
<i>Item 12340 Subject D06, H02</i>	<i>N 2507</i>	<i>1195</i>	<i>1208</i>	<i>1701</i>	<i>272</i>	<i>519</i>	<i>661</i>	<i>873</i>	<i>453</i>	<i>1907</i>	<i>485</i>	<i>1187</i>	<i>623</i>	<i>246</i>	<i>374</i>	<i>25</i>
A24G: In getting equal pay for equal work?																
1. Not at all	17.9	25.1	10.5	18.3	14.0	16.8	17.0	18.7	18.7	17.7	18.5	17.1	18.0	18.0	21.4	15.8
2. Very little	19.1	19.4	18.8	21.2	11.8	16.7	22.3	17.8	19.4	19.8	17.7	19.8	17.4	15.6	21.5	20.4
3. Some	23.7	21.7	26.1	25.2	21.6	24.9	25.2	24.9	18.1	23.7	23.0	24.3	25.3	24.3	20.2	20.0
4. A good deal	15.2	10.7	19.1	14.4	14.2	14.1	16.7	13.1	18.5	15.8	12.5	15.3	14.8	15.0	15.6	7.5
5. A great deal	11.5	7.4	16.0	9.7	19.5	12.6	10.2	10.9	13.5	11.3	12.0	11.3	13.3	13.1	9.1	9.9
8. Don't know	12.6	15.8	9.5	11.3	18.8	14.9	8.6	14.7	11.8	11.7	16.4	12.2	11.2	14.1	12.3	26.5
<i>Item 12350 Subject D06</i>	<i>N 2504</i>	<i>1192</i>	<i>1208</i>	<i>1700</i>	<i>272</i>	<i>518</i>	<i>661</i>	<i>872</i>	<i>453</i>	<i>1906</i>	<i>485</i>	<i>1184</i>	<i>623</i>	<i>248</i>	<i>373</i>	<i>25</i>
A25: The next questions ask for your opinions on the effects of using certain drugs and other substances. First, how much do you think people risk harming themselves (physically or in other ways), if they . . .																

QUESTIONNAIRE FORM 5 2004	TOTAL	SEX		RACE		REGION				COLLEGE PLANS?		ILLICIT DRUG USE: LIFETIME				
		M	F	White	Black	NE	NC	S	W	Yes	No	None	Mari- juana Only	Few Pills	More Pills	Any Her- oin
<i>N (Weighted No. of Cases):</i>	2556	1211	1214	1718	273	531	672	887	466	1919	493	1196	626	250	381	25
<i>% of Weighted Total:</i>	100.0	47.4	47.5	67.2	10.7	20.8	26.3	34.7	18.2	75.1	19.3	46.8	24.5	9.8	14.9	1.0
A25A: Smoke one or more packs of cigarettes per day																
1. No risk	3.1	4.0	2.1	2.1	6.1	2.4	2.6	4.5	1.7	2.1	6.7	3.4	1.5	4.5	2.1	16.3
2. Slight risk	3.5	4.5	2.3	3.3	2.6	3.1	2.7	4.4	3.5	2.1	8.6	2.1	5.5	2.5	3.8	11.5
3. Moderate risk	17.1	20.9	12.6	18.0	11.8	16.1	20.7	16.4	14.2	15.8	22.6	15.8	15.3	17.0	24.0	14.2
4. Great risk	74.0	67.6	81.4	75.0	76.4	75.5	72.7	71.5	79.0	78.0	59.0	75.4	77.1	75.4	68.3	55.7
5. Can't say, drug unfamiliar	2.3	2.9	1.6	1.6	3.2	2.9	1.4	3.1	1.5	2.0	3.0	3.3	0.5	0.6	1.9	2.3
<i>Item 12360 Subject A14a</i>	<i>N</i>	<i>2512</i>	<i>1203</i>	<i>1207</i>	<i>1707</i>	<i>526</i>	<i>661</i>	<i>870</i>	<i>455</i>	<i>1912</i>	<i>485</i>	<i>1190</i>	<i>623</i>	<i>249</i>	<i>376</i>	<i>25</i>
A25B: Try marijuana (pot, weed) once or twice																
1. No risk	34.1	39.5	29.4	37.4	24.0	37.2	35.7	31.4	33.7	34.0	35.8	16.3	48.4	45.3	61.0	53.9
2. Slight risk	33.1	29.9	36.1	34.7	31.4	32.9	33.2	32.6	34.2	33.4	32.0	35.5	36.0	25.1	26.8	32.6
3. Moderate risk	13.7	11.9	15.3	12.2	19.5	12.6	12.7	15.2	13.7	14.2	12.3	18.8	8.4	14.0	4.5	5.8
4. Great risk	15.9	14.6	17.3	13.6	21.0	13.1	16.7	16.7	16.5	15.8	15.5	24.9	6.2	14.7	5.9	4.9
5. Can't say, drug unfamiliar	3.1	4.1	1.9	2.2	4.1	4.2	1.7	4.1	1.9	2.6	4.4	4.6	1.0	0.9	1.8	2.8
<i>Item 12370 Subject A14a</i>	<i>N</i>	<i>2508</i>	<i>1198</i>	<i>1207</i>	<i>1704</i>	<i>524</i>	<i>660</i>	<i>869</i>	<i>455</i>	<i>1908</i>	<i>485</i>	<i>1188</i>	<i>620</i>	<i>249</i>	<i>377</i>	<i>25</i>
A25C: Smoke marijuana occasionally																
1. No risk	14.2	18.5	9.4	15.6	11.6	16.1	13.5	14.4	12.7	12.4	20.6	5.8	16.0	15.0	36.0	35.6
2. Slight risk	26.8	27.0	26.9	29.2	19.7	28.8	29.5	23.4	27.2	27.1	25.7	15.4	40.9	34.7	32.9	37.3
3. Moderate risk	30.6	29.4	32.4	31.4	31.4	29.7	31.8	29.7	31.7	32.1	26.1	36.0	29.0	27.0	20.6	15.9
4. Great risk	25.4	21.0	29.4	22.0	32.4	22.1	23.5	27.9	27.0	25.6	24.0	38.1	13.4	22.4	8.7	8.3
5. Can't say, drug unfamiliar	3.0	4.0	2.0	1.9	5.0	3.4	1.7	4.6	1.6	2.7	3.6	4.6	0.8	0.9	1.8	2.8
<i>Item 12380 Subject A14a</i>	<i>N</i>	<i>2506</i>	<i>1203</i>	<i>1201</i>	<i>1707</i>	<i>525</i>	<i>657</i>	<i>870</i>	<i>454</i>	<i>1907</i>	<i>484</i>	<i>1187</i>	<i>620</i>	<i>250</i>	<i>376</i>	<i>25</i>
A25D: Smoke marijuana regularly																
1. No risk	6.9	8.9	4.7	6.2	8.9	5.7	5.1	9.0	6.8	4.9	13.8	3.8	5.3	7.7	15.9	31.2
2. Slight risk	11.5	13.8	8.8	13.2	8.9	12.4	13.2	10.3	10.2	11.4	12.9	3.9	16.3	11.8	26.1	21.4
3. Moderate risk	24.0	25.8	22.9	25.3	17.3	29.8	24.9	20.0	23.8	23.8	24.8	15.6	33.6	32.4	29.5	21.9
4. Great risk	54.6	47.7	61.5	53.3	61.2	48.5	55.2	56.4	57.4	57.2	45.1	72.3	43.8	46.8	26.8	22.6
5. Can't say, drug unfamiliar	3.0	3.8	2.0	2.0	3.6	3.5	1.6	4.3	1.7	2.7	3.5	4.4	1.0	1.2	1.7	2.8
<i>Item 12390 Subject A14a</i>	<i>N</i>	<i>2506</i>	<i>1200</i>	<i>1204</i>	<i>1704</i>	<i>524</i>	<i>660</i>	<i>868</i>	<i>454</i>	<i>1908</i>	<i>484</i>	<i>1187</i>	<i>621</i>	<i>250</i>	<i>375</i>	<i>25</i>
A25E: Try LSD once or twice																
1. No risk	5.9	7.6	4.0	6.0	5.8	6.1	6.8	5.7	4.8	4.2	11.0	3.7	4.2	4.3	14.3	31.5
2. Slight risk	16.9	18.9	15.4	19.2	11.3	16.7	19.2	15.3	16.7	17.1	17.8	13.5	18.7	18.1	23.2	20.5
3. Moderate risk	24.4	23.4	26.2	26.4	14.7	27.0	24.2	22.9	24.7	25.7	21.0	21.9	25.1	26.4	29.5	27.1
4. Great risk	36.2	34.3	37.2	36.1	38.0	37.2	33.4	37.2	37.5	37.0	32.9	41.6	36.3	36.4	22.8	16.2
5. Can't say, drug unfamiliar	16.6	15.8	17.2	12.3	30.1	13.0	16.4	19.0	16.4	16.0	17.2	19.4	15.7	14.8	10.2	4.7
<i>Item 12400 Subject A14a</i>	<i>N</i>	<i>2503</i>	<i>1200</i>	<i>1206</i>	<i>1707</i>	<i>520</i>	<i>661</i>	<i>868</i>	<i>454</i>	<i>1908</i>	<i>487</i>	<i>1184</i>	<i>623</i>	<i>249</i>	<i>377</i>	<i>25</i>
A25F: Take LSD regularly																
1. No risk	3.4	4.4	2.1	2.6	5.9	2.5	2.8	4.9	2.3	1.8	8.3	3.1	2.1	3.9	3.6	18.6
2. Slight risk	2.1	2.8	1.3	2.0	1.1	1.6	2.1	2.7	1.4	1.4	5.0	0.8	1.8	3.2	4.5	15.9
3. Moderate risk	8.2	9.7	6.6	8.7	5.0	8.6	9.1	7.2	8.2	7.4	10.7	5.7	8.4	6.2	15.3	20.0
4. Great risk	70.2	67.8	73.3	74.6	58.1	74.7	70.2	66.5	72.1	74.1	58.6	71.3	72.8	72.1	66.1	40.8
5. Can't say, drug unfamiliar	16.2	15.4	16.8	12.0	29.9	12.7	15.8	18.7	16.0	15.4	17.4	19.0	15.0	14.6	10.4	4.7
<i>Item 12410 Subject A14a</i>	<i>N</i>	<i>2494</i>	<i>1195</i>	<i>1199</i>	<i>1699</i>	<i>519</i>	<i>658</i>	<i>865</i>	<i>451</i>	<i>1901</i>	<i>483</i>	<i>1178</i>	<i>623</i>	<i>247</i>	<i>375</i>	<i>25</i>
A25G: Try heroin once or twice																
1. No risk	4.1	5.1	2.7	3.1	7.2	3.0	3.8	5.5	3.2	2.3	10.4	3.9	2.7	4.2	5.0	23.3
2. Slight risk	10.4	10.1	11.1	11.7	10.2	9.0	13.7	9.5	9.0	10.2	11.5	10.5	9.4	7.9	13.1	15.3
3. Moderate risk	22.0	23.2	21.4	21.9	18.2	22.3	21.1	22.1	22.5	23.5	17.3	23.1	20.3	21.6	21.3	10.4
4. Great risk	56.6	53.4	59.2	57.6	57.2	58.4	54.8	55.4	59.4	57.9	52.3	55.8	61.5	58.4	53.7	46.3
5. Can't say, drug unfamiliar	6.9	8.2	5.6	5.6	7.2	7.2	6.6	7.4	5.9	6.1	8.4	6.7	6.1	8.0	6.9	4.7
<i>Item 12420 Subject A14a</i>	<i>N</i>	<i>2503</i>	<i>1197</i>	<i>1206</i>	<i>1703</i>	<i>525</i>	<i>658</i>	<i>869</i>	<i>451</i>	<i>1911</i>	<i>482</i>	<i>1188</i>	<i>620</i>	<i>250</i>	<i>375</i>	<i>25</i>
A25H: Take heroin occasionally																
1. No risk	3.4	4.3	2.0	2.5	6.3	2.5	3.0	4.9	2.1	1.8	8.7	3.2	2.3	3.4	3.5	18.6
2. Slight risk	1.4	2.0	0.7	1.5	1.4	0.8	1.7	1.5	1.4	1.0	2.7	1.0	0.8	0.8	3.1	10.7
3. Moderate risk	12.5	12.0	13.2	13.1	10.4	10.8	17.5	10.7	10.9	12.5	13.3	13.6	10.3	9.6	14.6	9.2
4. Great risk	75.7	73.1	78.5	77.3	74.7	79.1	71.1	75.4	79.1	78.7	65.9	75.4	80.5	77.9	71.9	56.8
5. Can't say, drug unfamiliar	7.0	8.6	5.5	5.6	7.2	6.9	6.8	7.6	6.5	6.0	9.5	6.9	6.1	8.4	6.9	4.7
<i>Item 12430 Subject A14a</i>	<i>N</i>	<i>2507</i>	<i>1203</i>	<i>1204</i>	<i>1706</i>	<i>526</i>	<i>659</i>	<i>867</i>	<i>455</i>	<i>1909</i>	<i>486</i>	<i>1189</i>	<i>621</i>	<i>250</i>	<i>377</i>	<i>25</i>

DESCRIPTIVE RESULTS: 2004

205

QUESTIONNAIRE FORM 5 2004	TOTAL	SEX		RACE		REGION				COLLEGE PLANS?		ILLICIT DRUG USE: LIFETIME				
		M	F	White	Black	NE	NC	S	W	Yes	No	None	Mari- juana Only	Few Pills	More Pills	Any Her- oin
<i>N (Weighted No. of Cases):</i>	2556	1211	1214	1718	273	531	672	887	466	1919	493	1196	626	250	381	25
<i>% of Weighted Total:</i>	100.0	47.4	47.5	67.2	10.7	20.8	26.3	34.7	18.2	75.1	19.3	46.8	24.5	9.8	14.9	1.0
A25I: Take heroin regularly																
1. No risk	3.5	4.3	2.2	2.5	6.8	2.9	2.9	4.9	2.2	1.8	9.2	3.4	2.4	3.4	3.5	18.6
2. Slight risk	0.8	0.9	0.5	0.7	1.3	0.1	0.8	1.4	0.6	0.7	1.6	0.3	0.7	1.5	1.6	8.4
3. Moderate risk	2.0	3.2	0.8	1.4	2.8	2.7	1.9	1.9	1.5	1.7	3.2	1.6	1.6	1.8	3.2	4.7
4. Great risk	86.8	83.1	91.1	89.7	82.4	88.1	87.7	83.9	89.6	89.9	77.0	88.0	89.5	84.8	84.8	63.6
5. Can't say, drug unfamiliar	6.9	8.6	5.3	5.7	6.8	6.2	6.7	7.9	6.1	5.9	9.1	6.7	5.8	8.5	6.9	4.7
<i>Item 12440 Subject A14a</i>	<i>N</i> 2500	1201	1200	1701	268	526	658	863	453	1908	483	1186	623	247	375	25
A25J: Try sedatives/barbiturates (downers) once or twice																
1. No risk	9.3	11.5	7.0	10.2	7.7	8.5	10.2	9.5	8.6	8.2	13.4	5.8	6.7	8.7	22.8	33.3
2. Slight risk	22.2	23.0	22.4	25.9	13.1	20.8	25.0	21.6	20.8	22.0	23.3	18.9	22.9	25.8	30.1	18.2
3. Moderate risk	25.7	24.1	27.4	27.1	22.4	28.3	23.4	27.1	23.2	27.7	19.5	23.8	29.0	30.3	23.2	32.8
4. Great risk	24.9	22.2	26.7	23.1	31.0	22.2	25.3	24.7	27.9	24.6	25.8	30.2	23.3	21.8	14.0	12.9
5. Can't say, drug unfamiliar	17.9	19.1	16.5	13.8	25.7	20.2	16.2	17.0	19.5	17.4	17.9	21.3	18.0	13.3	9.9	2.8
<i>Item 12455 Subject A14a</i>	<i>N</i> 2499	1197	1204	1705	271	518	659	869	452	1904	487	1186	620	249	376	25
A25K: Take sedatives/barbiturates regularly																
1. No risk	4.0	5.1	2.6	3.3	5.8	3.3	3.5	5.3	2.8	2.4	9.1	3.0	1.9	4.7	8.0	16.0
2. Slight risk	5.1	6.6	3.7	5.9	2.6	5.7	5.3	5.0	4.2	4.9	5.8	2.5	4.4	3.3	15.0	15.8
3. Moderate risk	19.3	21.6	17.4	21.8	10.4	15.9	23.1	18.6	19.2	18.8	22.3	16.2	18.5	21.9	28.0	36.6
4. Great risk	54.0	48.1	60.0	55.2	54.3	54.8	52.0	54.0	56.0	56.8	45.0	57.6	57.0	56.2	39.7	28.8
5. Can't say, drug unfamiliar	17.6	18.6	16.3	13.8	26.9	20.3	16.0	17.1	17.8	17.1	17.7	20.7	18.2	13.9	9.3	2.8
<i>Item 12465 Subject A14a</i>	<i>N</i> 2494	1198	1198	1703	270	519	659	867	449	1899	487	1183	622	247	374	25
A25L: Try amphetamines (uppers, pep pills, bennies, speed) once or twice																
1. No risk	9.1	11.4	6.3	9.8	7.2	8.2	11.0	9.9	5.7	7.4	14.8	4.7	6.1	10.6	25.5	28.9
2. Slight risk	19.3	20.4	19.0	22.0	12.8	19.2	20.8	18.4	19.3	20.1	18.5	16.2	17.8	21.0	30.5	26.2
3. Moderate risk	25.7	25.4	27.1	27.7	22.7	27.6	24.2	25.4	26.3	27.6	19.0	23.8	29.0	30.8	22.5	26.7
4. Great risk	35.7	31.4	38.7	32.6	43.9	32.3	34.3	35.6	41.8	35.4	37.1	42.5	38.2	30.8	16.2	15.4
5. Can't say, drug unfamiliar	10.2	11.4	8.9	7.9	13.4	12.6	9.6	10.8	7.0	9.5	10.7	12.8	8.9	6.9	5.4	2.8
<i>Item 12470 Subject A14a</i>	<i>N</i> 2499	1201	1201	1704	271	522	661	865	451	1905	486	1189	621	250	372	25
A25M: Take amphetamines regularly																
1. No risk	3.8	5.0	2.1	3.1	5.9	3.2	3.7	5.0	2.0	2.1	9.5	3.1	2.3	3.4	6.4	18.3
2. Slight risk	4.7	6.0	3.2	5.3	1.2	4.7	4.7	5.5	3.4	4.4	7.1	2.6	1.7	3.5	15.9	28.5
3. Moderate risk	16.0	17.9	14.5	17.6	10.0	16.4	20.3	14.7	12.0	16.1	15.3	11.9	16.3	18.4	26.8	8.2
4. Great risk	63.9	59.2	69.1	64.7	68.1	62.1	60.0	62.1	75.3	66.6	55.5	68.3	69.2	65.3	45.0	42.2
5. Can't say, drug unfamiliar	11.5	12.0	11.1	9.3	14.7	13.6	11.3	12.7	7.3	10.8	12.6	14.1	10.5	9.4	5.9	2.8
<i>Item 12480 Subject A14a</i>	<i>N</i> 2494	1201	1199	1707	264	517	659	866	451	1899	487	1184	617	249	375	25
A25N: Try cocaine once or twice																
1. No risk	7.2	9.2	4.8	6.9	7.4	6.8	6.2	8.0	7.5	5.5	13.1	3.7	4.8	7.0	19.9	25.8
2. Slight risk	13.3	13.5	13.5	15.0	9.2	12.4	15.0	11.8	14.4	13.1	14.3	11.2	10.4	16.1	21.5	31.0
3. Moderate risk	23.7	24.1	23.6	24.7	15.6	23.8	23.0	23.9	24.2	25.3	19.3	24.4	21.3	21.7	26.6	15.0
4. Great risk	50.7	46.6	54.3	49.8	60.7	52.0	51.6	49.8	49.7	51.8	46.3	54.2	59.6	51.6	29.0	25.4
5. Can't say, drug unfamiliar	5.2	6.6	3.9	3.6	7.1	5.0	4.3	6.5	4.2	4.4	7.1	6.4	3.9	3.6	3.0	2.8
<i>Item 12490 Subject A14a</i>	<i>N</i> 2499	1204	1198	1703	270	520	660	867	453	1906	485	1186	620	249	376	25
A25O: Take cocaine regularly																
1. No risk	3.5	4.7	1.9	2.8	7.0	2.5	2.8	5.4	2.2	2.0	8.8	3.2	2.2	3.1	4.2	16.0
2. Slight risk	2.0	2.6	1.3	1.8	2.2	1.9	0.9	2.7	2.4	1.6	3.4	0.5	1.4	2.6	5.9	19.9
3. Moderate risk	7.4	8.1	6.7	7.7	3.7	6.0	8.5	6.7	8.6	6.7	9.7	4.2	6.1	9.7	16.7	23.5
4. Great risk	82.2	78.3	86.5	84.1	80.8	84.9	83.7	79.2	82.7	85.7	71.1	86.3	86.3	81.0	70.2	37.8
5. Can't say, drug unfamiliar	4.9	6.3	3.6	3.6	6.2	4.8	4.1	6.0	4.1	4.0	6.9	5.8	4.0	3.6	3.0	2.8
<i>Item 12500 Subject A14a</i>	<i>N</i> 2491	1196	1197	1698	269	523	660	860	449	1898	485	1179	620	248	375	25
A25P: Try one or two drinks of an alcoholic beverage (beer, wine, liquor)																
1. No risk	49.7	55.3	44.2	55.8	27.5	51.9	55.1	44.3	49.7	50.4	49.9	37.6	57.7	59.0	71.1	54.6
2. Slight risk	30.3	25.6	35.7	28.4	34.9	29.0	29.7	31.0	31.1	30.9	28.3	35.4	29.3	26.1	18.3	24.6
3. Moderate risk	9.2	8.1	10.2	7.6	18.9	8.6	6.5	12.1	8.5	9.3	8.4	11.8	7.2	6.3	6.2	2.3
4. Great risk	8.6	8.4	8.2	6.7	15.1	7.6	7.1	9.9	9.3	7.6	10.0	11.7	5.2	8.4	3.0	15.7
5. Can't say, drug unfamiliar	2.2	2.6	1.7	1.5	3.6	2.9	1.6	2.7	1.4	1.8	3.4	3.4	0.6	0.2	1.4	2.8
<i>Item 12510 Subject A14a</i>	<i>N</i> 2498	1201	1204	1700	270	521	657	865	454	1901	487	1184	621	249	376	25

QUESTIONNAIRE FORM 5 2004	TOTAL	SEX		RACE		REGION				COLLEGE PLANS?		ILLICIT DRUG USE: LIFETIME				
		M	F	White	Black	NE	NC	S	W	Yes	No	None	Mari- juana Only	Few Pills	More Pills	Any Her- oin
<i>N (Weighted No. of Cases):</i>	2556	1211	1214	1718	273	531	672	887	466	1919	493	1196	626	250	381	25
<i>% of Weighted Total:</i>	100.0	47.4	47.5	67.2	10.7	20.8	26.3	34.7	18.2	75.1	19.3	46.8	24.5	9.8	14.9	1.0
A25Q: Take one or two drinks nearly every day																
1. No risk	13.5	18.3	8.4	13.9	11.0	10.3	13.3	16.7	11.3	11.6	19.8	9.0	14.1	14.4	24.6	28.3
2. Slight risk	28.7	33.0	24.7	32.7	15.3	30.4	34.1	25.6	25.0	29.3	28.7	24.0	33.6	32.9	33.7	26.6
3. Moderate risk	32.5	28.5	36.8	32.0	29.0	33.8	31.8	29.9	37.0	33.5	29.6	32.9	33.6	33.3	28.9	31.6
4. Great risk	23.0	17.7	28.1	20.0	40.9	22.2	19.0	25.2	25.4	23.5	18.8	30.7	17.8	19.1	11.2	10.8
5. Can't say, drug unfamiliar	2.3	2.5	2.0	1.5	3.8	3.4	1.9	2.5	1.4	2.0	3.1	3.3	0.9	0.2	1.6	2.8
<i>Item 12520 Subject A14a</i>	<i>N</i> 2498	1200	1201	1705	267	521	662	863	453	1905	485	1186	620	250	374	25
A25R: Take four or five drinks nearly every day																
1. No risk	5.7	8.4	2.9	5.5	7.3	3.1	6.0	8.0	3.9	4.0	11.9	4.6	4.4	4.9	10.9	15.5
2. Slight risk	8.9	10.3	7.8	10.4	3.9	8.0	8.9	10.3	7.1	8.0	12.4	6.1	10.2	13.5	12.1	18.4
3. Moderate risk	23.8	29.1	18.6	25.5	13.2	26.2	26.5	21.5	21.8	23.9	25.2	19.7	25.4	28.5	30.2	24.9
4. Great risk	59.2	49.5	68.9	57.1	70.7	59.0	56.8	57.6	65.9	62.2	46.9	66.5	59.0	52.8	44.8	38.3
5. Can't say, drug unfamiliar	2.4	2.8	1.8	1.5	4.9	3.7	1.8	2.6	1.2	1.9	3.6	3.1	1.0	0.2	1.9	2.8
<i>Item 12530 Subject A14a</i>	<i>N</i> 2495	1198	1200	1703	270	523	658	863	452	1902	485	1180	620	249	375	25
A25S: Have five or more drinks once or twice each weekend																
1. No risk	10.1	13.0	6.7	10.5	8.8	8.7	10.4	11.0	9.5	8.7	15.3	6.3	9.4	10.3	22.4	23.2
2. Slight risk	16.8	19.7	14.6	19.3	6.3	18.3	16.9	16.5	15.6	16.2	20.1	10.0	21.0	25.8	24.7	22.0
3. Moderate risk	26.9	27.0	27.6	27.3	24.0	26.1	30.4	25.3	25.7	28.0	24.9	25.1	31.5	27.8	24.4	23.0
4. Great risk	43.6	37.4	48.9	40.9	56.7	43.4	40.4	43.9	47.7	45.0	35.9	55.1	36.9	35.4	26.4	29.0
5. Can't say, drug unfamiliar	2.7	3.0	2.3	1.9	4.1	3.6	1.9	3.3	1.6	2.2	3.9	3.6	1.2	0.8	2.1	2.8
<i>Item 12540 Subject A14a</i>	<i>N</i> 2499	1199	1202	1705	270	520	661	867	451	1905	485	1184	621	249	375	25
A25T: Take cocaine occasionally																
1. No risk	4.0	5.5	2.3	3.3	7.7	2.8	3.1	5.9	3.3	2.6	9.1	3.3	2.6	4.5	6.1	18.7
2. Slight risk	4.9	5.4	4.5	5.7	1.7	4.8	5.1	4.8	5.0	4.7	5.8	2.4	2.2	5.0	15.9	28.1
3. Moderate risk	18.6	18.4	19.2	20.5	13.2	17.9	19.3	17.4	20.7	19.0	18.0	16.9	16.5	18.2	27.3	22.1
4. Great risk	67.2	64.0	70.1	66.7	71.3	69.6	67.5	66.0	66.1	69.5	59.3	71.0	73.9	69.4	47.4	28.2
5. Can't say, drug unfamiliar	5.3	6.6	3.9	3.8	6.2	4.9	5.0	5.9	4.9	4.3	7.9	6.4	4.7	2.9	3.4	2.9
<i>Item 12495 Subject A14a</i>	<i>N</i> 2492	1197	1199	1700	268	524	659	864	446	1901	486	1179	621	249	375	25
A25U: Use smokeless tobacco regularly (chewing tobacco, plug, dipping tobacco, snuff)																
1. No risk	5.5	6.5	4.4	5.1	7.0	5.6	5.1	6.8	3.6	4.1	9.9	4.1	4.9	5.2	8.7	20.4
2. Slight risk	15.7	17.8	14.1	19.1	8.3	15.4	19.0	16.0	10.6	14.4	22.2	12.2	17.6	19.7	21.6	22.9
3. Moderate risk	29.5	32.3	26.9	31.5	21.8	27.1	31.1	29.1	30.9	31.0	26.7	28.4	31.5	26.3	33.8	13.7
4. Great risk	45.0	38.8	50.9	42.1	54.4	45.3	41.8	43.9	51.3	46.6	36.9	50.0	42.7	46.5	32.8	40.1
5. Can't say, drug unfamiliar	4.3	4.7	3.7	2.3	8.5	6.6	3.0	4.1	3.7	3.8	4.3	5.3	3.2	2.3	3.1	2.8
<i>Item 12365 Subject A14a</i>	<i>N</i> 2498	1203	1199	1704	270	525	660	863	450	1905	484	1185	621	247	375	25
This section asks for your views and feelings about a number of different things.																
D01: Do you agree or disagree with each of the following?																
D01A: I take a positive attitude toward myself																
1. Disagree	3.5	3.4	3.5	3.6	2.3	4.9	2.6	3.0	4.4	3.0	5.5	3.2	1.5	4.8	5.3	16.1
2. Mostly disagree	7.2	7.0	7.8	8.2	2.5	5.6	9.1	5.9	8.9	6.8	9.6	6.5	5.6	9.6	10.7	3.1
3. Neither	9.9	10.2	9.7	10.5	4.7	11.7	11.7	8.0	8.7	9.3	12.5	9.1	11.0	8.7	11.3	11.5
4. Mostly agree	44.2	41.9	45.8	46.0	30.9	47.2	48.1	40.3	42.5	44.7	41.8	43.0	46.1	44.7	47.3	34.2
5. Agree	35.2	37.5	33.3	31.8	59.7	30.5	28.4	42.9	35.4	36.3	30.6	38.2	35.8	32.2	25.4	35.1
<i>Item 12550 Subject Q01</i>	<i>N</i> 2406	1169	1164	1671	256	489	639	854	424	1885	480	1149	601	238	358	23
D01B: Good luck is more important than hard work for success																
1. Disagree	33.6	29.2	38.1	31.3	46.5	31.1	31.9	37.0	32.5	34.5	30.1	36.2	35.4	23.9	28.8	29.5
2. Mostly disagree	35.2	36.0	34.5	38.4	17.9	35.9	37.7	30.8	39.1	37.2	27.9	36.0	35.7	36.9	31.7	23.9
3. Neither	20.0	21.3	18.7	21.1	13.8	22.5	19.4	19.6	18.8	18.4	26.9	17.3	18.6	25.1	27.9	16.8
4. Mostly agree	7.0	8.3	5.9	6.4	10.0	6.7	7.7	7.0	6.5	6.2	9.5	6.0	7.5	10.1	7.8	2.2
5. Agree	4.2	5.1	2.9	2.8	11.8	3.8	3.3	5.6	3.1	3.7	5.7	4.5	2.9	4.0	3.8	27.6
<i>Item 12560 Subject Q02</i>	<i>N</i> 2405	1166	1165	1672	255	489	639	852	424	1882	483	1146	601	238	360	23

DESCRIPTIVE RESULTS: 2004

207

QUESTIONNAIRE FORM 5 2004	TOTAL	SEX		RACE		REGION				COLLEGE PLANS?		ILLICIT DRUG USE: LIFETIME				
		M	F	White	Black	NE	NC	S	W	Yes	No	None	Mari- juana Only	Few Pills	More Pills	Any Her- oin
<i>N (Weighted No. of Cases):</i>	2556	1211	1214	1718	273	531	672	887	466	1919	493	1196	626	250	381	25
<i>% of Weighted Total:</i>	100.0	47.4	47.5	67.2	10.7	20.8	26.3	34.7	18.2	75.1	19.3	46.8	24.5	9.8	14.9	1.0
D01C: I feel I am a person of worth, on an equal plane with others																
1. Disagree	2.8	3.3	2.3	2.3	3.0	2.5	2.2	3.1	3.6	2.1	5.9	2.7	1.0	4.0	4.6	6.0
2. Mostly disagree	4.4	4.8	4.2	4.8	2.4	4.8	5.4	3.6	4.1	3.6	7.4	3.7	5.0	6.1	4.1	2.5
3. Neither	13.4	14.1	13.1	13.7	8.3	12.2	14.6	13.3	12.9	12.1	18.4	11.7	12.4	15.0	18.0	30.3
4. Mostly agree	42.3	41.4	43.1	44.8	28.4	46.0	46.5	38.2	40.2	43.0	39.8	43.3	41.0	37.6	47.7	21.2
5. Agree	37.0	36.3	37.3	34.4	57.8	34.5	31.2	41.7	39.2	39.3	28.5	38.6	40.6	37.3	25.6	40.0
<i>Item 12570 Subject Q01</i>	<i>N</i> 2397	1162	1162	1664	256	488	635	854	420	1875	481	1144	598	238	357	23
D01D: I am able to do things as well as most other people																
1. Disagree	1.4	1.4	1.3	1.2	2.3	1.6	1.2	1.3	1.7	1.0	3.1	1.7	0.3	0.7	2.1	2.8
2. Mostly disagree	1.9	2.3	1.5	1.9	1.0	1.4	2.8	1.1	2.9	1.3	4.0	1.4	1.2	5.7	1.9	2.2
3. Neither	8.9	7.7	10.3	8.9	3.6	8.0	9.8	9.3	7.8	8.6	10.4	8.5	6.3	14.9	10.3	11.5
4. Mostly agree	43.0	41.0	44.3	46.4	26.3	45.5	44.9	41.1	40.9	43.1	42.2	44.0	42.0	35.0	49.1	18.1
5. Agree	44.8	47.6	42.5	41.5	66.9	43.5	41.3	47.2	46.7	46.0	40.4	44.5	50.1	43.7	36.5	65.3
<i>Item 12580 Subject Q01</i>	<i>N</i> 2397	1163	1161	1668	254	485	638	854	420	1877	480	1143	598	237	359	23
D01E: Every time I try to get ahead, something or somebody stops me																
1. Disagree	17.3	16.5	18.2	16.2	24.4	17.8	14.4	19.2	17.2	18.0	13.8	19.4	18.3	14.0	11.7	16.8
2. Mostly disagree	31.0	29.3	33.0	34.0	17.9	32.4	32.5	27.0	35.2	33.7	21.5	31.1	33.9	28.0	28.4	24.8
3. Neither	27.1	27.2	26.1	27.6	19.4	30.0	28.5	26.4	23.1	26.4	29.8	26.2	23.2	38.2	27.7	21.7
4. Mostly agree	18.0	18.1	18.2	16.8	22.0	13.8	18.4	20.1	18.1	16.4	23.6	17.6	16.7	13.6	25.9	7.3
5. Agree	6.6	8.8	4.5	5.3	16.2	6.0	6.3	7.4	6.3	5.5	11.2	5.6	7.9	6.2	6.3	29.4
<i>Item 12590 Subject Q02</i>	<i>N</i> 2399	1165	1161	1670	253	488	638	853	420	1880	478	1145	598	238	357	23
D01F: Planning only makes a person unhappy since plans hardly ever work out anyway																
1. Disagree	24.3	21.3	27.6	23.4	31.7	23.7	21.7	25.7	26.1	25.8	17.9	28.0	21.2	23.4	18.7	14.2
2. Mostly disagree	32.4	29.4	35.4	36.3	22.0	34.5	33.6	30.4	32.0	34.6	25.3	33.0	34.9	31.1	30.0	13.6
3. Neither	22.7	25.0	19.9	22.0	18.2	23.9	25.7	18.9	24.5	21.3	28.6	20.2	25.2	23.7	24.7	24.1
4. Mostly agree	13.8	15.9	11.7	12.7	14.0	13.1	13.6	15.9	10.4	12.7	17.2	13.1	13.4	13.1	16.7	20.0
5. Agree	6.9	8.4	5.4	5.6	14.1	4.8	5.4	9.1	6.9	5.7	11.0	5.7	5.3	8.7	9.9	28.2
<i>Item 12600 Subject Q02</i>	<i>N</i> 2397	1163	1161	1667	254	485	638	853	421	1878	478	1144	599	237	357	23
D01G: People who accept their condition in life are happier than those who try to change things																
1. Disagree	15.3	16.0	14.7	14.9	19.1	14.9	13.9	15.8	17.2	16.3	10.2	16.7	14.4	12.3	14.3	8.4
2. Mostly disagree	20.3	20.7	20.4	21.6	14.8	20.6	24.2	16.0	23.1	22.2	14.4	20.7	21.3	17.0	21.0	15.0
3. Neither	27.6	27.8	27.3	28.3	20.4	31.8	27.1	26.5	25.8	27.4	28.7	27.0	28.1	29.2	26.5	27.9
4. Mostly agree	22.3	21.7	22.6	23.2	19.5	20.7	23.1	22.8	22.0	20.7	28.1	21.6	21.2	27.7	24.1	13.8
5. Agree	14.4	13.8	14.9	12.1	26.2	12.0	11.7	19.0	11.9	13.4	18.6	13.9	14.8	13.8	14.2	34.9
<i>Item 12610 Subject Q02</i>	<i>N</i> 2391	1160	1157	1663	254	484	638	852	417	1872	477	1139	598	235	357	23
D01H: On the whole, I'm satisfied with myself																
1. Disagree	4.1	4.1	4.0	4.2	3.5	4.4	3.9	3.6	5.0	3.4	7.1	4.0	2.4	4.2	6.2	13.0
2. Mostly disagree	7.3	7.0	7.9	7.3	5.4	7.5	9.1	5.3	8.3	5.8	13.6	6.6	6.2	9.0	9.7	10.7
3. Neither	11.9	11.9	11.9	11.8	7.7	11.6	13.6	10.7	11.9	12.0	11.8	10.1	11.8	13.4	16.5	8.4
4. Mostly agree	37.2	35.3	38.7	38.2	31.8	39.9	39.4	35.3	34.6	38.1	33.0	37.9	37.6	33.8	39.4	25.9
5. Agree	39.5	41.7	37.5	38.4	51.7	36.6	34.0	45.0	40.1	40.7	34.5	41.5	42.1	39.5	28.1	42.0
<i>Item 12620 Subject P01, Q01</i>	<i>N</i> 2385	1157	1156	1661	251	485	638	844	418	1872	474	1139	597	235	355	23
D01I: People like me don't have much of a chance to be successful in life																
1. Disagree	55.2	51.5	59.4	55.1	62.2	53.7	50.6	58.3	57.4	59.5	38.7	58.6	56.0	49.4	48.3	41.3
2. Mostly disagree	22.6	22.8	22.3	24.7	12.5	25.4	23.7	20.2	22.5	21.6	26.3	21.8	24.9	25.3	20.2	7.2
3. Neither	13.4	13.9	12.6	13.0	10.0	13.5	16.0	11.7	12.8	12.1	18.6	10.5	13.0	17.0	20.8	19.3
4. Mostly agree	5.8	7.6	3.8	4.9	9.1	4.5	6.4	6.4	4.8	4.5	10.2	6.2	4.0	4.6	7.7	9.2
5. Agree	3.1	4.3	1.9	2.3	6.2	2.8	3.2	3.5	2.5	2.2	6.1	2.9	2.2	3.7	3.0	23.1
<i>Item 12630 Subject Q02</i>	<i>N</i> 2387	1157	1157	1662	250	481	638	849	419	1868	478	1134	599	236	357	23

QUESTIONNAIRE FORM 5 2004	TOTAL	SEX		RACE		REGION				COLLEGE PLANS?		ILLICIT DRUG USE: LIFETIME					
		M	F	White	Black	NE	NC	S	W	Yes	No	None	Mari- juana Only	Few Pills	More Pills	Any Her- oin	
<i>N (Weighted No. of Cases):</i>	2556	1211	1214	1718	273	531	672	887	466	1919	493	1196	626	250	381	25	
<i>% of Weighted Total:</i>	100.0	47.4	47.5	67.2	10.7	20.8	26.3	34.7	18.2	75.1	19.3	46.8	24.5	9.8	14.9	1.0	
D01J: When I make plans, I am almost certain that I can make them work																	
1. Disagree	2.5	2.5	2.2	1.7	6.5	2.0	2.3	3.3	1.6	1.9	5.0	2.4	2.7	1.8	1.8	5.3	
2. Mostly disagree	6.8	7.3	6.6	7.1	4.5	6.3	5.8	8.2	5.9	6.1	9.7	5.8	6.4	11.4	6.9	24.7	
3. Neither	19.4	21.0	17.7	19.5	11.7	22.6	21.1	14.8	22.4	19.0	19.9	19.4	16.6	19.0	24.4	20.0	
4. Mostly agree	43.7	41.3	46.2	46.3	32.4	45.5	47.2	41.0	42.1	43.8	44.3	43.9	42.1	40.0	51.8	12.5	
5. Agree	27.6	27.9	27.3	25.4	44.9	23.6	23.5	32.7	28.0	29.1	21.1	28.6	32.3	27.9	15.0	37.5	
<i>Item 12640 Subject Q02</i>	<i>N</i>	<i>2389</i>	<i>1158</i>	<i>1157</i>	<i>1663</i>	<i>251</i>	<i>482</i>	<i>637</i>	<i>849</i>	<i>420</i>	<i>1870</i>	<i>477</i>	<i>1138</i>	<i>599</i>	<i>236</i>	<i>356</i>	<i>23</i>
D01K: A lot of times I feel lonely																	
1. Disagree	26.7	27.4	26.1	25.8	39.7	22.4	23.9	31.8	25.7	26.1	27.8	26.1	26.6	30.4	25.7	35.1	
2. Mostly disagree	26.3	25.5	27.0	28.6	20.5	27.9	26.4	24.3	28.2	27.1	21.4	27.5	28.1	24.9	22.8	11.2	
3. Neither	19.6	21.3	17.3	19.7	15.3	25.2	21.7	16.2	16.9	20.2	18.9	19.0	19.0	20.7	21.4	20.9	
4. Mostly agree	17.6	17.1	18.6	17.3	12.1	15.3	17.9	18.0	18.9	17.8	17.9	18.4	15.7	16.9	18.8	13.4	
5. Agree	9.8	8.7	10.9	8.6	12.5	9.1	10.1	9.6	10.3	8.8	14.0	9.1	10.6	7.1	11.3	19.3	
<i>Item 12650 Subject Q03</i>	<i>N</i>	<i>2373</i>	<i>1140</i>	<i>1156</i>	<i>1654</i>	<i>247</i>	<i>486</i>	<i>639</i>	<i>836</i>	<i>412</i>	<i>1852</i>	<i>463</i>	<i>1130</i>	<i>601</i>	<i>231</i>	<i>350</i>	<i>22</i>
D01L: I feel I do not have much to be proud of																	
1. Disagree	42.1	42.9	42.0	42.1	55.3	42.3	37.3	47.0	39.1	43.1	36.7	45.7	42.0	41.7	31.0	45.3	
2. Mostly disagree	28.2	26.1	30.4	30.4	17.8	30.2	32.1	23.7	29.0	29.6	23.0	27.6	30.9	27.5	28.2	5.0	
3. Neither	14.6	16.6	11.8	14.4	11.0	14.0	15.3	15.0	13.1	13.4	19.8	13.6	13.8	17.0	16.4	19.4	
4. Mostly agree	10.7	9.8	11.4	9.3	10.3	9.0	9.8	10.6	14.1	10.0	13.1	8.7	10.3	9.9	17.9	16.1	
5. Agree	4.5	4.6	4.5	3.8	5.7	4.5	5.5	3.6	4.7	3.8	7.4	4.4	3.1	3.9	6.6	14.2	
<i>Item 12660 Subject Q01</i>	<i>N</i>	<i>2366</i>	<i>1139</i>	<i>1153</i>	<i>1652</i>	<i>246</i>	<i>486</i>	<i>638</i>	<i>834</i>	<i>408</i>	<i>1849</i>	<i>462</i>	<i>1126</i>	<i>600</i>	<i>231</i>	<i>350</i>	<i>22</i>
D01M: There is always someone I can turn to if I need help																	
1. Disagree	3.9	4.7	2.7	3.1	6.3	3.8	4.1	3.1	5.3	2.8	8.0	3.5	3.3	2.4	5.7	10.7	
2. Mostly disagree	4.2	5.0	3.2	3.7	3.9	4.8	4.2	3.7	4.3	3.5	7.2	4.2	4.2	2.9	5.0	3.0	
3. Neither	9.5	12.4	6.5	9.6	5.0	8.7	11.3	8.9	9.1	9.4	9.6	8.2	8.9	12.1	11.0	27.1	
4. Mostly agree	28.7	29.0	28.4	29.9	21.5	30.7	31.1	25.8	28.6	30.0	23.1	27.9	27.1	31.9	33.6	22.8	
5. Agree	53.7	48.8	59.2	53.7	63.2	52.0	49.2	58.5	52.6	54.4	52.0	56.1	56.6	50.7	44.8	36.3	
<i>Item 12670 Subject Q03</i>	<i>N</i>	<i>2362</i>	<i>1135</i>	<i>1150</i>	<i>1649</i>	<i>245</i>	<i>484</i>	<i>637</i>	<i>833</i>	<i>409</i>	<i>1848</i>	<i>458</i>	<i>1126</i>	<i>600</i>	<i>230</i>	<i>347</i>	<i>21</i>
D01N: Sometimes I think that I am no good at all																	
1. Disagree	39.0	41.4	36.3	38.0	54.9	37.3	34.2	45.9	34.2	40.1	32.9	40.4	40.9	37.8	31.2	41.2	
2. Mostly disagree	22.2	21.4	23.6	23.5	17.3	24.1	24.5	19.1	23.0	22.6	21.9	22.6	21.2	23.8	23.4	14.6	
3. Neither	17.1	17.5	16.4	17.8	11.7	18.3	19.0	15.0	17.2	16.8	19.2	17.6	15.9	17.3	17.6	16.2	
4. Mostly agree	14.0	13.5	14.5	13.8	6.2	13.9	13.9	12.5	17.0	13.6	14.5	11.0	17.2	15.1	18.0	5.9	
5. Agree	7.7	6.3	9.2	6.9	9.8	6.4	8.4	7.5	8.6	6.9	11.4	8.4	4.9	6.0	9.8	22.1	
<i>Item 12680 Subject Q01</i>	<i>N</i>	<i>2362</i>	<i>1132</i>	<i>1153</i>	<i>1650</i>	<i>246</i>	<i>485</i>	<i>637</i>	<i>830</i>	<i>410</i>	<i>1844</i>	<i>460</i>	<i>1122</i>	<i>601</i>	<i>229</i>	<i>349</i>	<i>22</i>
D01O: I often feel left out of things																	
1. Disagree	25.9	27.3	25.2	23.9	39.0	24.1	22.9	30.6	23.1	25.4	26.9	25.4	28.4	27.1	22.4	28.6	
2. Mostly disagree	25.3	25.4	24.9	26.7	18.9	23.8	24.5	24.4	30.2	26.6	20.4	25.5	25.9	26.9	23.4	20.1	
3. Neither	20.9	21.4	19.8	21.9	14.3	24.5	23.7	17.9	18.3	20.9	21.1	18.8	19.4	23.3	27.4	22.4	
4. Mostly agree	19.6	17.6	21.5	20.1	14.5	20.1	20.2	18.8	19.6	19.6	19.5	21.2	18.5	17.9	18.7	6.9	
5. Agree	8.3	8.2	8.7	7.3	13.3	7.6	8.6	8.3	8.9	7.4	12.0	9.1	7.8	4.8	8.2	22.1	
<i>Item 12690 Subject Q03</i>	<i>N</i>	<i>2359</i>	<i>1132</i>	<i>1150</i>	<i>1644</i>	<i>246</i>	<i>484</i>	<i>634</i>	<i>833</i>	<i>408</i>	<i>1841</i>	<i>461</i>	<i>1123</i>	<i>597</i>	<i>231</i>	<i>347</i>	<i>22</i>
D01P: I believe a person is master of his/her own fate																	
1. Disagree	7.1	7.4	7.0	7.2	11.8	6.2	6.1	8.4	7.4	6.5	9.0	9.3	4.4	5.8	5.6	8.2	
2. Mostly disagree	5.7	5.6	5.9	5.7	4.0	6.4	6.4	5.6	4.3	6.0	4.7	6.8	4.9	5.1	3.3	3.7	
3. Neither	22.7	21.2	24.3	24.4	14.7	19.9	27.3	21.7	21.2	22.4	24.9	22.5	20.3	27.8	23.7	28.1	
4. Mostly agree	30.9	28.9	33.2	31.7	24.6	30.8	35.3	26.5	33.3	31.6	28.9	29.8	31.6	31.2	37.0	16.9	
5. Agree	33.4	37.0	29.5	31.0	44.9	36.7	25.0	37.8	33.9	33.5	32.5	31.7	38.8	30.1	30.4	43.0	
<i>Item 12700 Subject Q02</i>	<i>N</i>	<i>2358</i>	<i>1131</i>	<i>1151</i>	<i>1643</i>	<i>245</i>	<i>483</i>	<i>635</i>	<i>831</i>	<i>409</i>	<i>1845</i>	<i>457</i>	<i>1124</i>	<i>599</i>	<i>231</i>	<i>344</i>	<i>22</i>

QUESTIONNAIRE FORM 5 2004	TOTAL	SEX		RACE		REGION				COLLEGE PLANS?		ILLICIT DRUG USE: LIFETIME				
		M	F	White	Black	NE	NC	S	W	Yes	No	None	Mari- juana Only	Few Pills	More Pills	Any Her- oin
<i>N (Weighted No. of Cases):</i>	2556	1211	1214	1718	273	531	672	887	466	1919	493	1196	626	250	381	25
<i>% of Weighted Total:</i>	100.0	47.4	47.5	67.2	10.7	20.8	26.3	34.7	18.2	75.1	19.3	46.8	24.5	9.8	14.9	1.0
D01Q: There is usually someone I can talk to, if I need to																
1. Disagree	3.6	4.8	2.4	2.8	7.0	4.0	2.5	3.3	5.4	2.6	6.8	3.9	2.7	2.4	4.1	2.8
2. Mostly disagree	3.3	3.9	2.5	3.0	3.3	3.7	2.7	3.1	4.3	3.1	3.8	2.6	3.3	4.2	4.7	6.9
3. Neither	9.2	12.3	6.2	9.2	5.4	6.9	10.8	10.0	7.5	8.6	11.2	7.8	7.9	11.2	12.5	22.5
4. Mostly agree	28.4	28.3	27.8	29.2	18.6	32.4	31.6	23.6	28.3	29.4	25.0	27.7	27.2	31.6	30.6	26.9
5. Agree	55.6	50.7	61.1	55.9	65.7	53.0	52.4	60.0	54.6	56.2	53.2	57.9	59.0	50.7	48.1	40.9
<i>Item 12710 Subject Q03</i>	<i>N</i> 2359	1132	1151	1646	245	486	635	832	407	1846	457	1126	596	230	346	21
D01R: I feel that I can't do anything right																
1. Disagree	40.1	40.7	39.7	39.0	56.5	42.0	36.5	42.9	38.0	40.1	36.8	42.2	43.2	37.0	32.1	28.5
2. Mostly disagree	28.3	28.7	28.6	30.1	18.0	28.8	29.2	27.7	27.8	30.7	20.7	29.8	27.1	26.6	26.9	23.0
3. Neither	19.0	18.5	18.8	19.9	9.4	18.9	22.2	16.1	19.9	18.0	24.1	16.0	19.0	25.7	23.6	21.3
4. Mostly agree	8.3	7.0	9.6	7.2	7.7	6.3	9.0	8.4	9.7	7.6	11.6	7.5	7.2	8.1	13.0	12.6
5. Agree	4.2	5.2	3.3	3.8	8.4	4.0	3.1	5.0	4.7	3.6	6.7	4.5	3.6	2.6	4.5	14.6
<i>Item 12720 Subject Q01</i>	<i>N</i> 2347	1125	1146	1640	243	482	630	828	407	1835	456	1124	593	225	344	22
D01S: I often wish I had more good friends																
1. Disagree	24.1	23.0	25.5	23.4	33.3	24.1	22.0	25.6	24.4	23.6	23.5	23.7	25.3	26.4	22.2	21.6
2. Mostly disagree	16.2	17.3	14.9	16.9	9.9	14.1	17.3	15.8	17.9	17.3	12.8	17.2	16.6	13.9	14.9	10.2
3. Neither	19.6	23.5	15.3	19.4	15.0	21.7	21.0	18.5	17.3	19.3	21.7	17.1	18.7	23.1	23.6	33.7
4. Mostly agree	22.4	20.8	24.7	24.0	13.7	21.4	24.6	21.5	21.9	22.6	22.1	23.4	22.4	19.9	22.3	11.1
5. Agree	17.6	15.5	19.6	16.3	28.2	18.7	15.0	18.6	18.5	17.2	19.9	18.5	17.1	16.7	17.1	23.4
<i>Item 12730 Subject Q03</i>	<i>N</i> 2346	1124	1145	1637	244	481	634	826	404	1837	452	1122	594	226	343	22
D01T: Planning ahead makes things turn out better																
1. Disagree	5.2	5.9	4.4	3.9	11.3	4.8	3.1	6.6	6.1	4.0	8.8	4.9	5.1	2.4	6.6	17.2
2. Mostly disagree	6.6	7.7	5.5	6.6	4.4	9.1	5.3	5.9	7.0	6.1	7.7	5.5	7.3	7.6	8.5	9.0
3. Neither	24.6	24.6	24.3	26.2	17.4	23.2	30.4	22.3	21.6	23.7	28.8	23.7	22.7	27.3	28.2	34.8
4. Mostly agree	37.9	37.7	38.4	40.1	28.3	41.5	38.6	36.1	36.4	39.2	33.0	37.2	39.3	39.9	38.1	27.9
5. Agree	25.7	24.1	27.3	23.2	38.7	21.4	22.6	29.0	29.0	27.0	21.7	28.7	25.6	22.8	18.6	11.1
<i>Item 12740 Subject Q02</i>	<i>N</i> 2350	1127	1149	1642	242	481	633	829	408	1836	457	1123	593	227	347	22
D01U: I feel that my life is not very useful																
1. Disagree	50.9	50.7	51.9	50.3	64.2	49.6	45.9	55.9	50.3	52.0	43.3	54.3	53.8	44.6	41.0	32.9
2. Mostly disagree	22.2	22.2	22.4	24.0	14.6	23.6	23.9	19.6	23.3	23.1	20.6	21.9	20.2	27.5	23.0	10.4
3. Neither	16.2	16.0	15.6	16.0	9.6	17.6	20.8	13.5	12.6	16.1	17.1	14.3	15.6	20.7	20.2	25.5
4. Mostly agree	7.0	8.0	6.3	6.9	5.0	5.8	6.9	7.1	8.6	5.5	13.6	6.3	6.4	3.2	13.5	9.4
5. Agree	3.7	3.1	3.9	2.8	6.6	3.4	2.6	3.9	5.1	3.3	5.3	3.3	4.0	4.0	2.3	21.9
<i>Item 12750 Subject Q01</i>	<i>N</i> 2332	1119	1141	1632	239	477	628	823	403	1824	453	1114	589	225	346	22
D01V: I usually have a few friends around that I can get together with																
1. Disagree	5.4	6.4	4.0	4.1	10.4	4.5	4.2	7.0	4.8	4.7	7.2	5.7	5.0	4.2	4.8	9.0
2. Mostly disagree	6.4	6.2	6.9	6.2	7.4	8.3	6.3	6.1	5.2	6.0	8.3	6.3	7.5	6.2	4.4	11.1
3. Neither	11.8	12.8	10.3	11.7	7.6	13.4	13.7	10.1	10.3	10.6	17.0	11.6	9.2	11.4	15.1	22.5
4. Mostly agree	34.1	34.8	33.4	35.8	24.7	33.2	35.7	32.7	35.7	35.1	30.6	35.3	32.3	36.5	35.5	19.8
5. Agree	42.3	39.7	45.3	42.2	50.0	40.5	40.1	44.1	44.1	43.7	37.0	41.2	46.0	41.7	40.2	37.5
<i>Item 12760 Subject Q03</i>	<i>N</i> 2342	1125	1143	1637	244	483	631	824	403	1835	453	1122	592	226	343	22
D01W: I am eager to leave home and live on my own—independent from my parents																
1. Disagree	7.0	8.3	5.7	5.9	9.6	7.8	4.5	8.2	7.8	6.1	9.3	8.7	5.3	5.3	4.9	2.8
2. Mostly disagree	9.3	9.5	9.5	9.6	8.6	7.6	9.4	10.6	8.5	9.4	9.3	12.1	6.4	5.7	7.6	-
3. Neither	20.2	23.3	16.6	19.9	14.3	20.1	23.2	17.2	21.8	20.2	20.5	21.0	20.1	19.7	18.2	26.2
4. Mostly agree	29.3	28.0	29.9	30.4	24.5	31.3	29.6	29.6	25.5	29.9	25.6	30.8	26.6	30.4	28.8	11.7
5. Agree	34.2	30.9	38.3	34.1	43.0	33.1	33.3	34.4	36.4	34.4	35.3	27.3	41.6	39.0	40.5	59.4
<i>Item 13950 Subject I03, Q01</i>	<i>N</i> 2336	1119	1143	1632	242	478	632	824	402	1826	456	1118	592	225	344	20

QUESTIONNAIRE FORM 5 2004	TOTAL	SEX		RACE		REGION				COLLEGE PLANS?		ILLICIT DRUG USE: LIFETIME				
		M	F	White	Black	NE	NC	S	W	Yes	No	None	Mari- juana Only	Few Pills	More Pills	Any Her- oin
<i>N (Weighted No. of Cases):</i>	2556	1211	1214	1718	273	531	672	887	466	1919	493	1196	626	250	381	25
<i>% of Weighted Total:</i>	100.0	47.4	47.5	67.2	10.7	20.8	26.3	34.7	18.2	75.1	19.3	46.8	24.5	9.8	14.9	1.0
D01X: I feel hesitant about taking a full-time job and becoming part of the "adult world"																
1. Disagree	26.4	29.6	23.6	24.9	38.4	24.7	24.3	29.5	25.6	25.5	30.9	24.1	32.0	23.3	26.2	33.6
2. Mostly disagree	19.1	19.2	19.0	20.5	14.5	20.4	19.7	16.9	20.8	20.0	13.9	20.9	16.8	18.3	17.1	9.6
3. Neither	19.2	21.3	16.2	19.0	14.5	20.9	21.0	17.7	17.5	19.6	18.2	19.2	17.7	19.6	21.2	31.0
4. Mostly agree	23.3	20.0	27.2	24.8	16.3	22.1	25.5	22.6	22.9	23.9	20.5	23.9	21.7	24.6	25.8	7.3
5. Agree	12.0	9.8	13.9	10.7	16.3	11.9	9.5	13.2	13.3	10.9	16.6	12.0	11.9	14.2	9.7	18.5
<i>Item 13960 Subject I03, Q01</i>	<i>N</i> 2337	1124	1144	1634	242	477	633	824	402	1828	455	1123	588	225	344	22
The next two questions ask your views about different lifestyles that have been in the news lately.																
D02: A man and a woman who live together without being married are . . . (NOTE: This question was omitted in the questionnaires administered in California, beginning in 1997, due to state requirements.)																
1. Experimenting with a worthwhile alternative lifestyle	18.2	20.9	15.8	17.7	17.1	20.3	21.8	15.0	14.9	17.3	21.8	14.7	21.5	19.7	22.0	27.2
2. Doing their own thing and not affecting anyone else	57.8	55.9	59.2	58.8	55.2	63.4	52.4	56.7	65.0	58.8	52.8	54.1	62.1	59.1	63.4	52.3
3. Living in a way that could be destructive to society	5.3	5.1	5.1	5.4	5.4	3.6	5.1	6.1	6.6	5.8	4.0	7.1	4.9	1.8	2.1	9.3
4. Violating a basic principle of human morality	8.8	7.5	10.5	9.5	9.5	2.6	8.5	13.3	6.4	9.5	6.6	13.0	3.3	9.9	3.6	2.7
8. None of the above	9.9	10.6	9.4	8.6	12.9	10.1	12.2	8.9	7.1	8.6	14.9	11.2	8.2	9.5	8.8	8.5
<i>Item 12770 Subject D03</i>	<i>N</i> 2136	1019	1051	1561	229	470	630	810	226	1662	435	1029	541	206	306	21
D03: A man and a woman who decide to have and raise a child out of wedlock are . . . (NOTE: This question was omitted in the questionnaires administered in California, beginning in 1997, due to state requirements.)																
1. Experimenting with a worthwhile alternative lifestyle	9.2	10.0	7.9	8.4	14.6	10.2	10.4	8.7	5.2	8.6	11.4	7.1	10.7	8.3	12.4	16.9
2. Doing their own thing and not affecting anyone else	47.9	47.1	49.6	46.8	52.2	53.9	45.0	46.1	50.4	48.1	47.4	40.7	53.5	56.7	56.3	43.4
3. Living in a way that could be destructive to society	13.8	14.9	12.2	15.4	7.4	11.2	16.1	13.0	15.7	14.7	10.7	15.7	13.1	12.2	10.6	13.0
4. Violating a basic principle of human morality	14.0	13.3	15.1	15.1	11.9	7.0	12.4	18.6	16.1	14.8	11.0	19.1	9.3	12.4	7.2	5.7
8. None of the above	15.1	14.7	15.3	14.3	14.0	17.8	16.2	13.5	12.5	13.8	19.6	17.4	13.4	10.4	13.6	21.0
<i>Item 12775 Subject D03</i>	<i>N</i> 2121	1015	1039	1552	225	462	629	806	224	1656	433	1027	534	206	306	19
D04: These next questions ask how you feel about your present financial situation and your future financial situation.																
D04A: I feel that I have enough money to get along pretty well																
1. Never	11.0	9.9	11.7	8.8	15.8	12.3	10.2	10.5	11.9	10.2	14.4	11.2	10.6	6.0	12.4	25.2
2. Seldom	18.5	18.5	18.6	18.6	16.6	19.5	18.9	18.1	17.5	18.2	18.5	18.1	17.8	18.6	20.7	14.3
3. Sometimes	32.6	32.5	32.9	32.6	38.8	29.7	35.9	33.6	28.8	31.1	38.7	32.9	30.3	38.0	32.2	24.5
4. Often	24.0	25.8	22.4	25.5	17.8	23.8	24.0	23.4	25.7	26.2	16.4	24.1	26.6	23.1	21.8	10.2
5. Always	13.9	13.4	14.5	14.5	11.0	14.8	11.1	14.4	16.1	14.4	12.0	13.6	14.6	14.3	12.9	25.8
<i>Item 12990 Subject C02</i>	<i>N</i> 2293	1096	1128	1613	238	461	628	812	393	1800	452	1105	569	224	343	19
D04B: I get very concerned about how I am going to be able to pay my next bills																
1. Never	32.8	31.8	34.1	32.8	40.0	26.6	33.3	36.3	31.8	33.3	30.8	34.3	32.7	29.0	30.1	39.1
2. Seldom	26.2	28.5	23.8	27.8	20.2	30.6	25.2	24.4	26.6	27.7	20.8	26.8	25.8	28.6	23.3	19.5
3. Sometimes	24.2	24.8	23.5	24.4	18.2	24.3	24.6	24.0	24.0	23.2	27.8	22.5	23.9	30.2	27.8	17.9
4. Often	11.9	9.9	13.7	10.8	16.1	12.2	12.6	10.5	13.2	11.4	13.7	11.7	13.1	9.0	12.1	12.6
5. Always	4.9	5.0	4.9	4.2	5.5	6.3	4.4	4.7	4.4	4.5	6.8	4.7	4.6	3.2	6.8	10.8
<i>Item 13000 Subject C02</i>	<i>N</i> 2281	1094	1119	1608	234	459	627	806	390	1792	446	1101	564	224	341	19

QUESTIONNAIRE FORM 5 2004	TOTAL	SEX		RACE		REGION				COLLEGE PLANS?		ILLICIT DRUG USE: LIFETIME				
		M	F	White	Black	NE	NC	S	W	Yes	No	None	Mari- juana Only	Few Pills	More Pills	Any Her- oin
<i>N (Weighted No. of Cases):</i>	2556	1211	1214	1718	273	531	672	887	466	1919	493	1196	626	250	381	25
<i>% of Weighted Total:</i>	100.0	47.4	47.5	67.2	10.7	20.8	26.3	34.7	18.2	75.1	19.3	46.8	24.5	9.8	14.9	1.0
D04C: I worry whether I will have any job at all in a few months																
1. Never	47.3	46.1	49.3	50.0	44.7	44.9	45.4	51.5	44.1	47.9	43.4	47.6	50.3	43.8	45.8	39.4
2. Seldom	20.5	20.3	20.1	22.2	10.3	23.0	20.4	17.7	23.4	21.2	18.5	21.3	19.5	27.7	14.6	6.6
3. Sometimes	18.7	19.7	17.5	17.0	22.9	20.0	22.3	15.9	17.3	18.4	20.0	17.9	17.5	18.5	22.5	18.4
4. Often	9.1	10.0	8.6	7.8	14.3	7.9	7.8	10.3	10.5	8.7	11.2	9.2	8.2	6.5	11.5	20.9
5. Always	4.4	4.0	4.5	3.0	7.8	4.3	4.1	4.6	4.7	3.9	6.9	4.0	4.4	3.6	5.6	14.6
<i>Item 13010 Subject C02</i>	<i>N</i> 2271	1089	1112	1606	228	459	623	799	389	1784	447	1096	561	223	340	18
D04D: I feel sure that I could go out and get a new job (with decent pay) whenever I want one																
1. Never	10.3	9.3	10.5	8.7	17.8	9.5	9.6	11.1	10.3	9.3	14.0	11.7	8.4	5.8	10.3	23.4
2. Seldom	16.0	15.0	16.9	15.5	16.8	18.3	15.3	14.9	16.9	15.3	19.4	16.1	14.4	18.2	16.7	3.7
3. Sometimes	34.6	33.5	36.0	35.2	26.9	33.2	36.1	33.0	37.0	34.6	34.4	36.6	32.5	36.0	32.4	24.8
4. Often	23.0	24.9	21.3	24.5	21.4	21.8	24.2	24.4	19.6	24.3	17.6	21.6	26.0	17.7	27.2	16.0
5. Always	16.1	17.3	15.3	16.1	17.1	17.1	14.8	16.5	16.1	16.5	14.6	14.0	18.7	22.4	13.4	32.0
<i>Item 13020 Subject C02</i>	<i>N</i> 2271	1088	1114	1602	231	457	624	801	389	1781	447	1091	563	224	341	19
FOR THOSE WHO HAVE A JOB:																
D04E: I feel sure that I can keep working steadily with my present employer as long as I want to																
1. Never	6.6	6.8	5.7	6.0	9.3	5.6	7.2	7.6	4.9	5.8	9.0	6.2	5.7	5.1	10.3	-
2. Seldom	5.3	7.2	3.3	4.8	5.9	7.1	4.2	5.7	3.7	4.4	8.4	5.0	4.5	5.6	6.1	12.6
3. Sometimes	15.4	16.7	13.7	13.0	23.4	14.7	18.0	14.1	14.2	14.3	18.3	17.3	13.0	10.3	15.4	4.3
4. Often	25.5	24.8	25.5	26.3	19.6	28.0	24.9	24.8	24.6	27.4	19.1	24.3	25.4	31.8	25.2	24.5
5. Always	47.2	44.4	51.7	50.0	41.8	44.6	45.7	47.7	52.6	48.1	45.2	47.2	51.4	47.2	43.0	58.7
<i>Item 13030 Subject C02</i>	<i>N†</i> 1541	759	724	1127	144	337	462	513	229	1187	330	710	387	166	240	14
D04F: I worry about getting fired or laid-off from my job																
1. Never	60.8	59.8	63.8	63.6	58.7	58.8	59.6	64.3	58.3	59.5	65.2	62.5	61.1	55.6	61.3	66.5
2. Seldom	19.7	18.9	19.5	20.7	10.8	19.8	20.8	17.6	22.1	21.1	15.4	18.9	20.7	23.9	18.5	8.5
3. Sometimes	13.2	14.7	10.9	11.1	15.4	14.7	13.0	12.0	14.5	13.6	11.2	14.0	11.4	13.4	13.1	8.8
4. Often	3.2	2.7	3.5	2.8	7.0	4.1	2.6	3.3	2.8	3.0	4.0	2.0	4.6	3.3	3.5	-
5. Always	3.1	3.9	2.3	1.9	8.1	2.6	4.0	2.8	2.4	2.8	4.2	2.6	2.3	3.8	3.5	16.1
<i>Item 13040 Subject C02</i>	<i>N†</i> 1534	753	722	1121	143	332	459	514	228	1184	326	707	380	168	241	14
D05: Please think about all the money you earned during the past year, including last summer.																
About how much of your past year's earnings have gone into:																
D05A: Savings for your future education																
1. None	45.0	44.3	45.4	43.4	44.8	41.0	39.5	50.2	48.3	42.1	57.9	40.1	51.3	39.3	55.3	37.6
2. A little (1-20%)	24.6	25.9	23.4	26.0	22.2	28.2	24.6	21.8	26.0	25.9	19.6	24.1	23.2	28.0	25.6	27.5
3. Some (21-40%)	11.8	11.0	12.9	12.4	12.0	11.8	14.6	11.0	9.0	12.1	10.2	14.6	8.3	13.0	8.1	-
4. About half (41-60%)	8.6	8.3	8.7	8.2	10.1	8.9	8.8	8.0	9.1	8.8	7.2	8.1	9.7	12.5	5.9	15.5
5. Most (61-80%)	5.6	5.7	5.6	6.0	5.3	4.6	6.5	5.6	5.4	6.3	2.7	7.6	4.1	4.2	2.4	15.7
6. Almost all (81-99%)	2.8	3.0	2.5	3.0	2.5	3.0	4.7	2.0	1.4	3.3	1.2	3.4	2.4	2.5	1.8	-
7. All	1.5	1.7	1.3	1.0	3.1	2.5	1.3	1.4	0.9	1.6	1.2	2.0	1.2	0.4	1.0	3.8
<i>Item 20830 Subject C02</i>	<i>N</i> 2147	1033	1053	1534	208	447	590	749	360	1690	421	1026	531	216	324	19
D05B: Savings or payments for a car or car expenses																
1. None	40.4	33.6	47.0	36.7	51.9	38.6	33.7	43.9	46.5	40.7	39.1	41.9	43.7	37.6	33.2	27.7
2. A little (1-20%)	18.8	18.8	19.1	20.4	15.7	17.7	25.2	16.0	15.3	19.7	15.5	18.8	16.5	19.5	21.7	14.6
3. Some (21-40%)	15.0	17.4	12.9	16.2	12.1	18.6	14.8	12.7	15.9	14.0	18.7	13.8	15.5	14.7	19.0	6.0
4. About half (41-60%)	11.3	12.6	9.2	11.6	8.8	12.6	12.1	10.8	9.3	10.9	12.4	10.3	8.6	14.9	14.2	33.5
5. Most (61-80%)	8.0	10.0	6.1	8.7	6.8	7.5	8.0	8.6	7.2	8.7	4.5	8.6	9.3	7.7	5.0	3.8
6. Almost all (81-99%)	4.1	4.5	3.8	4.0	3.1	3.3	5.1	4.1	3.5	3.7	6.2	3.9	3.4	3.1	6.3	3.3
7. All	2.5	3.2	1.8	2.5	1.7	1.8	1.1	3.9	2.5	2.2	3.6	2.7	3.0	2.6	0.6	11.1
<i>Item 20840 Subject C02</i>	<i>N</i> 2144	1027	1055	1529	209	440	591	750	363	1686	423	1024	530	217	324	19

†=excludes respondents for whom question was inappropriate.

QUESTIONNAIRE FORM 5 2004	TOTAL	SEX		RACE		REGION				COLLEGE PLANS?		ILLICIT DRUG USE: LIFETIME				
		M	F	White	Black	NE	NC	S	W	Yes	No	None	Mari- juana Only	Few Pills	More Pills	Any Her- oin
<i>N (Weighted No. of Cases):</i>	2556	1211	1214	1718	273	531	672	887	466	1919	493	1196	626	250	381	25
<i>% of Weighted Total:</i>	100.0	47.4	47.5	67.2	10.7	20.8	26.3	34.7	18.2	75.1	19.3	46.8	24.5	9.8	14.9	1.0
D05C: Other savings for long-range purposes																
1. None	41.6	39.6	43.6	38.8	46.2	38.2	39.4	46.2	39.6	39.3	51.3	40.1	45.3	34.6	44.8	36.4
2. A little (1-20%)	26.4	27.7	24.6	29.0	17.5	28.4	30.4	22.8	25.0	28.4	19.2	27.0	24.6	26.8	28.1	7.1
3. Some (21-40%)	13.3	12.8	14.1	14.1	14.0	14.6	13.2	12.9	12.6	13.6	10.4	13.7	13.2	19.6	7.8	24.5
4. About half (41-60%)	9.2	8.9	9.5	8.7	11.4	9.4	7.2	9.7	11.1	8.9	10.3	8.5	7.8	13.2	10.7	17.7
5. Most (61-80%)	4.5	5.0	3.9	4.7	4.8	4.7	4.4	3.6	6.4	4.8	3.2	4.8	5.2	1.9	4.4	3.8
6. Almost all (81-99%)	3.3	3.9	2.7	3.4	3.8	2.4	4.5	2.8	3.6	3.5	3.0	3.8	2.6	3.1	3.1	3.1
7. All	1.7	1.9	1.6	1.3	2.4	2.3	0.8	2.0	1.8	1.5	2.6	2.2	1.3	0.9	1.1	7.5
<i>Item 20850 Subject C02</i>	<i>N</i> 2129	1023	1043	1521	205	437	588	744	361	1677	418	1016	529	213	321	19
D05D: Spending on your own needs and activities—things such as clothing, stereo, TV, tapes and discs, other possessions, movies, eating out, other recreation, hobbies, gifts for others, and other personal expenses																
1. None	8.6	9.0	7.9	7.0	12.9	7.2	7.7	10.4	8.1	7.4	13.6	10.0	5.6	9.3	6.8	-
2. A little (1-20%)	19.6	21.3	18.0	21.6	10.0	19.4	22.4	18.9	16.7	19.9	18.3	21.7	17.1	15.5	19.5	24.5
3. Some (21-40%)	17.9	19.4	15.8	18.3	16.4	19.2	19.7	15.9	17.3	19.4	11.3	18.0	19.5	18.3	15.3	6.3
4. About half (41-60%)	16.7	16.1	17.6	18.2	14.4	14.9	16.3	18.7	15.4	16.2	18.6	17.9	15.4	22.9	11.5	27.5
5. Most (61-80%)	17.4	15.4	19.6	17.2	17.0	19.1	17.7	15.6	18.5	17.5	18.3	15.1	19.2	16.8	22.5	13.7
6. Almost all (81-99%)	12.6	11.6	13.8	12.0	16.2	12.8	10.5	13.1	14.6	12.7	12.8	11.2	14.1	13.2	15.2	6.9
7. All	7.2	7.3	7.4	5.8	13.2	7.3	5.7	7.4	9.4	7.0	7.2	6.1	9.1	4.1	9.1	21.1
<i>Item 20860 Subject C02</i>	<i>N</i> 2141	1025	1051	1527	208	440	591	748	362	1685	422	1024	530	217	321	19
D05E: Helping to pay family living expenses (groceries, housing, etc.)																
1. None	54.9	55.3	54.7	60.8	35.9	58.0	57.9	53.0	50.3	58.2	42.6	56.2	57.2	51.3	51.1	40.4
2. A little (1-20%)	23.2	24.8	21.4	22.8	21.4	22.5	24.0	21.9	25.6	22.0	28.2	23.9	20.3	25.0	25.2	16.9
3. Some (21-40%)	10.6	10.2	11.2	8.6	17.8	9.8	7.6	13.6	10.5	9.9	12.3	9.1	13.0	10.8	12.1	10.1
4. About half (41-60%)	5.2	4.3	6.1	3.8	8.9	4.9	5.5	5.1	5.3	4.8	7.1	4.8	3.9	9.8	4.9	18.8
5. Most (61-80%)	2.7	2.4	2.9	2.0	8.4	2.7	2.4	2.8	3.3	2.3	4.7	2.6	3.3	1.2	2.5	10.1
6. Almost all (81-99%)	1.9	1.7	2.2	1.3	4.1	1.3	1.4	1.9	3.4	1.8	2.3	1.6	1.5	1.8	2.9	-
7. All	1.3	1.3	1.4	0.8	3.5	0.7	1.1	1.7	1.7	1.0	3.0	1.8	0.8	-	1.3	3.7
<i>Item 20870 Subject C02</i>	<i>N</i> 2133	1020	1049	1522	205	438	587	747	361	1677	421	1018	527	216	322	19
The next questions ask about characteristics which some people associate with the use of particular drugs. We want to know what you think.																
E01: Do YOU think that people who smoke marijuana several times a week tend to be . . .																
E01A: . . . more creative than average																
1. No	53.1	49.9	56.4	53.6	50.1	52.1	55.9	52.0	52.2	55.1	46.8	60.8	53.5	49.2	34.3	15.4
2. Yes	24.4	29.5	19.8	25.4	20.4	22.8	26.9	23.1	25.0	22.3	32.5	14.6	25.6	32.6	44.5	75.4
3. Not sure, no opinion	22.5	20.6	23.8	21.0	29.5	25.1	17.2	24.9	22.8	22.6	20.7	24.6	20.8	18.2	21.1	9.2
<i>Item 13060 Subject A11c</i>	<i>N</i> 2267	1091	1108	1603	225	459	618	804	385	1776	446	1082	563	224	341	21
E01B: . . . less sensible than average																
1. No	29.5	35.1	24.0	30.0	24.8	32.6	31.9	27.9	25.3	26.5	42.0	20.3	31.7	38.4	47.3	62.0
2. Yes	48.1	45.0	51.8	51.1	40.6	42.1	49.8	48.1	52.7	51.3	36.5	54.7	46.7	45.3	35.0	23.4
3. Not sure, no opinion	22.3	19.9	24.3	18.9	34.7	25.3	18.3	24.0	22.0	22.2	21.5	24.9	21.6	16.3	17.7	14.6
<i>Item 13070 Subject A11c</i>	<i>N</i> 2241	1072	1103	1587	220	450	614	792	384	1756	441	1073	555	221	340	19
E01C: . . . more interesting people than average																
1. No	52.7	48.9	56.4	54.6	42.1	54.2	53.7	51.8	51.2	54.4	47.4	56.8	54.4	53.0	40.0	28.4
2. Yes	25.6	30.3	21.2	26.5	23.7	21.2	28.9	24.2	28.2	23.5	33.6	17.8	27.7	28.6	41.8	61.5
3. Not sure, no opinion	21.7	20.7	22.4	19.0	34.2	24.6	17.3	24.0	20.6	22.1	19.0	25.4	17.9	18.4	18.2	10.1
<i>Item 13080 Subject A11c</i>	<i>N</i> 2279	1094	1114	1600	228	455	623	809	391	1782	447	1090	564	225	340	21

QUESTIONNAIRE FORM 5 2004	TOTAL	SEX		RACE		REGION				COLLEGE PLANS?		ILLICIT DRUG USE: LIFETIME				
		M	F	White	Black	NE	NC	S	W	Yes	No	None	Mari- juana Only	Few Pills	More Pills	Any Her- oin
<i>N (Weighted No. of Cases):</i>	2556	1211	1214	1718	273	531	672	887	466	1919	493	1196	626	250	381	25
<i>% of Weighted Total:</i>	100.0	47.4	47.5	67.2	10.7	20.8	26.3	34.7	18.2	75.1	19.3	46.8	24.5	9.8	14.9	1.0
E01D: . . . less hard-working than average																
1. No	28.1	30.1	26.0	28.8	30.5	28.5	29.9	28.2	24.4	25.5	37.7	19.9	33.0	29.7	43.6	46.7
2. Yes	53.5	52.6	55.1	55.4	36.2	49.5	55.8	51.5	58.4	55.6	46.3	57.7	50.4	58.1	44.4	41.1
3. Not sure, no opinion	18.5	17.4	19.0	15.8	33.3	22.0	14.3	20.4	17.2	18.9	15.9	22.4	16.5	12.2	12.0	12.3
<i>Item 13090 Subject A11c</i>	<i>N</i> 2274	1092	1112	1601	226	456	624	803	390	1780	444	1087	564	223	342	21
E01E: . . . more independent than average																
1. No	54.5	50.8	58.3	55.6	47.8	55.6	54.8	53.9	54.0	55.6	51.1	54.5	58.3	56.7	49.9	32.0
2. Yes	23.2	28.8	18.3	24.7	17.2	19.6	26.8	22.2	23.7	21.6	28.5	19.4	22.8	26.7	31.9	48.7
3. Not sure, no opinion	22.3	20.4	23.4	19.7	35.0	24.8	18.4	23.9	22.3	22.7	20.4	26.1	19.0	16.6	18.2	19.4
<i>Item 13100 Subject A11c</i>	<i>N</i> 2268	1090	1110	1603	222	457	623	797	391	1778	443	1082	563	225	342	20
E01F: . . . more emotionally unstable than average																
1. No	31.7	37.7	25.9	33.9	24.3	33.3	31.5	31.4	30.8	29.2	42.0	22.7	35.1	35.9	51.4	35.3
2. Yes	46.5	41.3	52.1	47.8	39.3	41.9	49.7	46.1	47.4	48.0	40.8	51.0	45.7	47.3	35.1	46.8
3. Not sure, no opinion	21.8	21.0	22.1	18.3	36.4	24.8	18.8	22.5	21.8	22.8	17.2	26.3	19.2	16.7	13.5	17.8
<i>Item 13110 Subject A11c</i>	<i>N</i> 2264	1092	1103	1595	226	456	618	803	387	1772	443	1079	561	225	342	21
E01G: . . . more concerned about other people than average																
1. No	64.2	63.3	65.5	67.7	48.8	62.0	66.2	63.4	65.3	64.3	64.9	63.2	68.1	66.3	63.2	53.7
2. Yes	11.3	12.2	10.5	11.1	11.7	10.6	13.3	10.3	11.1	10.6	13.2	7.9	10.8	14.7	18.1	25.0
3. Not sure, no opinion	24.5	24.5	24.0	21.2	39.5	27.4	20.5	26.3	23.7	25.0	21.9	28.8	21.1	19.1	18.8	21.3
<i>Item 13120 Subject A11c</i>	<i>N</i> 2267	1093	1106	1597	225	451	622	803	391	1774	445	1082	561	225	340	21
E01H: . . . more weak-willed than average																
1. No	31.8	37.1	26.2	33.3	23.8	35.6	32.2	30.3	29.4	28.5	44.6	22.0	37.4	33.2	52.3	43.1
2. Yes	44.1	40.4	48.6	44.8	42.1	37.9	44.9	45.0	48.3	46.9	33.3	48.9	40.9	50.8	31.8	35.7
3. Not sure, no opinion	24.1	22.5	25.3	21.9	34.1	26.5	22.8	24.6	22.2	24.5	22.1	29.0	21.7	15.9	15.9	21.2
<i>Item 13130 Subject A11c</i>	<i>N</i> 2271	1092	1110	1598	227	455	623	803	389	1777	445	1083	564	225	340	21
E01I: . . . more criminal than average																
1. No	32.9	36.1	29.8	33.9	24.9	34.7	36.1	29.9	31.9	31.6	38.8	21.9	43.6	32.2	51.7	41.1
2. Yes	44.6	43.3	46.6	47.1	36.6	43.0	43.5	46.3	44.6	44.7	43.2	50.8	36.4	50.4	34.5	41.2
3. Not sure, no opinion	22.5	20.6	23.6	18.9	38.5	22.3	20.4	23.8	23.4	23.7	18.0	27.3	20.0	17.4	13.8	17.7
<i>Item 13140 Subject A11c</i>	<i>N</i> 2264	1089	1106	1596	224	456	624	795	389	1771	445	1079	566	221	340	21
The next few questions ask how you view cigarette smoking.																
E02: In my opinion, when a guy my age is smoking a cigarette, it makes him look . . .																
E02A: Cool, calm, in-control																
1. Disagree	67.8	63.7	72.3	68.1	70.4	66.2	64.9	69.2	71.4	69.6	60.3	77.8	64.5	58.1	51.5	25.6
2. Mostly disagree	8.1	8.9	7.5	8.8	5.9	6.7	10.3	6.8	8.9	8.3	7.5	7.3	9.3	14.9	4.4	10.3
3. Neither	19.1	20.5	17.5	18.0	19.4	21.3	19.1	20.2	14.3	18.0	24.9	12.2	20.8	23.8	33.7	35.4
4. Mostly agree	2.8	3.8	1.4	3.1	1.3	2.7	3.2	2.2	3.2	2.5	3.1	2.0	3.2	2.0	4.3	8.7
5. Agree	2.2	3.1	1.4	2.0	3.1	3.2	2.5	1.5	2.2	1.6	4.2	0.8	2.3	1.2	6.0	20.1
<i>Item 20880 Subject A11c</i>	<i>N</i> 2266	1089	1108	1600	224	456	618	804	388	1769	445	1081	561	224	341	20
E02B: Insecure																
1. Disagree	21.1	22.6	19.4	19.6	33.8	21.6	22.6	22.6	15.0	17.9	31.8	16.9	21.2	22.9	33.7	16.5
2. Mostly disagree	7.2	8.4	6.1	7.1	6.8	5.8	6.9	8.8	5.7	6.8	8.6	6.3	7.0	13.6	5.5	-
3. Neither	33.4	33.2	33.2	34.3	22.8	37.9	35.3	29.0	34.3	33.5	34.6	28.9	37.2	33.5	40.0	50.7
4. Mostly agree	18.1	16.6	19.8	19.0	14.4	18.2	18.9	16.5	20.2	20.0	11.8	21.6	18.0	13.6	10.9	11.6
5. Agree	20.2	19.2	21.6	20.1	22.3	16.5	16.3	23.2	24.8	21.8	13.2	26.2	16.7	16.3	9.9	21.2
<i>Item 20890 Subject A11c</i>	<i>N</i> 2270	1093	1108	1604	225	462	618	804	387	1772	446	1085	563	224	339	20

QUESTIONNAIRE FORM 5 2004	TOTAL	SEX		RACE		REGION				COLLEGE PLANS?		ILLICIT DRUG USE: LIFETIME					
		M	F	White	Black	NE	NC	S	W	Yes	No	None	Mari- juana Only	Few Pills	More Pills	Any Her- oin	
<i>N (Weighted No. of Cases):</i>	2556	1211	1214	1718	273	531	672	887	466	1919	493	1196	626	250	381	25	
<i>% of Weighted Total:</i>	100.0	47.4	47.5	67.2	10.7	20.8	26.3	34.7	18.2	75.1	19.3	46.8	24.5	9.8	14.9	1.0	
E02C: Rugged, tough, independent																	
1. Disagree	57.1	55.5	58.9	57.1	63.5	57.2	50.9	62.2	56.2	58.4	50.1	65.1	54.1	52.4	44.0	12.0	
2. Mostly disagree	10.8	11.9	9.7	11.5	8.0	7.9	13.3	10.1	11.7	11.0	10.3	11.1	10.1	15.6	7.1	2.9	
3. Neither	23.8	24.4	23.0	23.4	16.9	26.5	27.2	20.7	21.7	23.1	27.9	17.3	26.7	25.6	36.2	51.5	
4. Mostly agree	5.7	5.3	5.7	5.8	6.0	6.0	5.3	4.9	7.5	5.6	6.0	4.5	6.7	5.8	8.1	10.0	
5. Agree	2.7	2.8	2.7	2.2	5.7	2.3	3.3	2.2	2.9	1.9	5.8	2.0	2.4	0.5	4.7	23.6	
<i>Item 20900 Subject A11c</i>	<i>N</i>	2272	1093	1110	1605	226	462	620	803	388	1774	446	1088	560	224	341	20
E02D: Conforming																	
1. Disagree	36.0	33.8	37.6	32.9	51.1	35.9	32.0	38.5	37.4	34.2	42.0	38.8	35.6	31.6	33.4	10.3	
2. Mostly disagree	7.8	9.6	6.1	7.6	8.1	5.3	8.6	9.9	5.0	7.0	11.0	7.5	8.2	10.8	5.4	2.7	
3. Neither	35.4	35.7	35.0	35.3	29.4	40.7	36.0	32.4	34.3	35.5	35.0	28.8	38.6	38.1	46.2	55.7	
4. Mostly agree	11.2	11.1	11.7	13.0	6.0	9.3	14.3	9.6	11.9	13.0	4.1	13.2	9.1	14.3	7.4	5.3	
5. Agree	9.6	9.8	9.6	11.1	5.4	8.8	9.1	9.7	11.3	10.2	7.9	11.7	8.4	5.2	7.5	26.1	
<i>Item 20910 Subject A11c</i>	<i>N</i>	2263	1092	1101	1601	224	459	614	801	388	1765	445	1082	561	222	340	19
E02E: Mature, sophisticated																	
1. Disagree	64.9	59.7	70.2	65.5	70.2	65.0	59.9	68.3	66.0	66.8	56.9	74.7	62.5	57.3	48.2	19.0	
2. Mostly disagree	9.2	11.5	7.3	9.2	9.8	5.5	12.1	9.3	8.8	9.3	8.5	8.8	9.1	16.0	6.2	6.0	
3. Neither	21.8	23.6	19.6	21.8	14.9	25.2	23.1	19.3	20.7	20.4	28.9	14.1	24.8	22.7	38.3	44.7	
4. Mostly agree	2.4	3.0	1.8	2.1	1.8	2.5	2.5	2.1	3.0	2.3	2.8	1.3	2.1	3.0	4.1	15.9	
5. Agree	1.7	2.3	1.2	1.3	3.4	1.7	2.5	1.1	1.4	1.3	2.9	1.1	1.5	1.0	3.2	14.3	
<i>Item 20920 Subject A11c</i>	<i>N</i>	2267	1091	1108	1602	225	460	618	802	387	1770	445	1085	561	224	339	19
E02F: Like he's TRYING to appear mature and sophisticated																	
1. Disagree	20.7	22.3	19.0	19.1	34.1	21.8	21.7	22.2	15.0	17.8	30.7	18.7	23.0	21.2	22.2	13.9	
2. Mostly disagree	4.7	5.8	3.8	5.2	2.4	4.6	5.5	4.8	3.3	4.3	5.9	4.2	3.7	8.1	5.5	7.0	
3. Neither	24.0	26.2	21.7	24.1	14.1	26.6	26.7	20.2	24.5	23.7	27.0	17.8	26.2	24.7	38.1	37.4	
4. Mostly agree	21.6	20.9	22.5	22.6	18.2	21.4	21.8	22.2	20.6	23.1	16.1	23.4	24.1	20.8	14.6	13.3	
5. Agree	28.9	24.9	33.1	29.0	31.3	25.6	24.3	30.6	36.6	31.0	20.4	35.9	23.0	25.2	19.6	28.3	
<i>Item 20930 Subject A11c</i>	<i>N</i>	2260	1085	1105	1597	224	457	615	801	387	1764	443	1080	563	224	336	18
E03: In my opinion, when a girl my age is smoking a cigarette, it makes her look . . .																	
E03A: Cool, calm, in-control																	
1. Disagree	72.1	70.4	73.8	72.4	75.7	71.9	66.8	74.8	75.2	74.8	60.5	80.4	69.8	66.6	56.3	31.7	
2. Mostly disagree	6.7	7.3	6.2	6.7	7.0	4.8	9.3	6.8	4.4	6.2	9.0	5.8	6.2	13.2	5.7	9.0	
3. Neither	17.6	17.6	17.6	17.8	12.2	20.5	18.3	16.2	16.0	16.2	24.4	11.5	20.8	17.2	30.1	51.3	
4. Mostly agree	1.8	2.6	0.9	1.4	2.8	1.5	2.3	1.0	2.8	1.6	2.2	1.6	1.5	0.9	3.0	-	
5. Agree	1.8	2.1	1.5	1.7	2.3	1.2	3.3	1.2	1.6	1.2	4.0	0.7	1.8	2.1	4.9	8.0	
<i>Item 20940 Subject A11c</i>	<i>N</i>	2251	1079	1102	1589	224	457	611	801	383	1760	441	1083	555	222	336	18
E03B: Insecure																	
1. Disagree	21.8	24.9	18.9	19.6	35.8	21.5	21.7	24.8	15.9	18.2	33.9	18.9	22.1	26.5	28.5	15.3	
2. Mostly disagree	5.1	5.6	4.4	5.2	4.3	4.3	5.6	5.7	4.0	4.7	6.6	4.4	6.0	6.5	4.4	2.9	
3. Neither	26.8	26.0	27.3	27.3	18.4	30.9	26.5	25.5	25.0	25.6	32.2	21.8	29.5	26.8	36.4	40.3	
4. Mostly agree	18.7	16.6	20.0	19.2	15.5	19.0	21.0	15.8	20.6	20.8	11.2	20.6	18.6	16.9	14.5	11.2	
5. Agree	27.7	26.9	29.4	28.7	26.0	24.3	25.3	28.2	34.5	30.8	16.1	34.3	23.9	23.3	16.2	30.2	
<i>Item 20950 Subject A11c</i>	<i>N</i>	2249	1079	1103	1588	222	455	612	800	382	1758	441	1082	554	223	335	18
E03C: Independent and liberated																	
1. Disagree	61.1	58.6	63.6	62.3	63.0	60.5	56.4	65.6	59.7	63.1	52.2	68.7	57.8	56.5	49.0	24.8	
2. Mostly disagree	8.9	10.4	7.8	8.6	11.2	7.5	10.0	9.0	8.5	9.0	9.0	9.4	8.1	11.0	6.9	3.2	
3. Neither	23.1	23.5	22.2	23.2	14.8	26.1	26.0	19.4	23.0	21.9	29.4	16.5	27.3	25.7	33.1	47.2	
4. Mostly agree	4.8	5.2	4.4	4.1	7.4	4.0	5.1	4.2	6.4	4.4	5.6	3.9	4.7	6.2	6.6	5.8	
5. Agree	2.1	2.2	2.0	1.9	3.6	1.9	2.4	1.8	2.4	1.7	3.9	1.4	2.1	0.6	4.4	19.1	
<i>Item 20960 Subject A11c</i>	<i>N</i>	2241	1072	1102	1582	221	452	612	798	380	1752	441	1082	548	223	333	18
E03D: Conforming																	
1. Disagree	39.2	39.8	38.2	36.2	53.9	40.0	33.0	43.4	39.4	37.3	45.6	40.8	38.2	39.0	39.1	7.7	
2. Mostly disagree	6.5	8.3	4.5	6.4	7.4	5.4	7.8	7.5	3.6	5.9	8.6	6.1	7.1	8.0	5.0	7.2	
3. Neither	32.3	31.1	33.7	32.1	26.3	34.7	33.9	30.0	32.2	31.9	34.3	26.5	36.1	34.8	40.5	60.2	
4. Mostly agree	10.1	8.8	11.7	11.8	7.3	11.0	13.1	7.9	9.2	11.8	4.1	11.9	9.4	9.8	6.8	-	
5. Agree	11.8	12.0	11.9	13.5	5.2	8.9	12.3	11.2	15.6	13.1	7.4	14.7	9.2	8.4	8.7	24.8	
<i>Item 20970 Subject A11c</i>	<i>N</i>	2234	1073	1092	1580	221	450	605	797	381	1744	440	1075	552	219	333	17

DESCRIPTIVE RESULTS: 2004

215

QUESTIONNAIRE FORM 5 2004	TOTAL	SEX		RACE		REGION				COLLEGE PLANS?		ILLICIT DRUG USE: LIFETIME				
		M	F	White	Black	NE	NC	S	W	Yes	No	None	Mari- juana Only	Few Pills	More Pills	Any Her- oin
<i>N (Weighted No. of Cases):</i>	2556	1211	1214	1718	273	531	672	887	466	1919	493	1196	626	250	381	25
<i>% of Weighted Total:</i>	100.0	47.4	47.5	67.2	10.7	20.8	26.3	34.7	18.2	75.1	19.3	46.8	24.5	9.8	14.9	1.0
E03E: Mature, sophisticated																
1. Disagree	68.1	66.1	70.6	68.9	71.1	65.2	64.4	71.6	70.3	70.4	57.7	76.8	63.7	65.2	53.8	28.1
2. Mostly disagree	8.2	8.9	7.4	7.8	10.0	6.8	9.6	8.1	8.0	8.1	8.7	7.4	8.8	11.0	6.9	12.6
3. Neither	20.4	20.2	20.3	20.2	14.6	23.6	21.9	18.2	19.0	18.8	28.4	13.5	24.2	20.8	33.9	48.3
4. Mostly agree	1.8	2.7	0.9	1.6	2.3	2.4	2.1	1.3	1.6	1.8	1.9	1.6	0.8	2.4	2.8	7.0
5. Agree	1.5	2.1	0.8	1.4	2.0	2.0	2.0	0.9	1.1	0.9	3.4	0.6	2.6	0.6	2.6	4.0
<i>Item 20980 Subject A11c</i>	<i>N</i> 2241	1075	1096	1583	222	456	607	796	382	1750	440	1080	550	221	335	18
E03F: Like she's TRYING to appear mature and sophisticated																
1. Disagree	21.7	24.2	19.4	20.5	32.4	22.9	21.7	24.4	14.6	18.6	32.0	19.5	22.5	28.1	23.6	4.1
2. Mostly disagree	4.0	4.8	3.0	3.8	4.9	3.8	4.1	3.7	4.4	3.8	4.5	3.3	3.9	5.2	5.4	4.0
3. Neither	22.3	23.4	21.0	22.0	15.8	24.5	25.2	19.7	20.4	21.0	28.6	16.9	26.1	18.3	32.5	44.4
4. Mostly agree	18.9	17.3	19.9	19.7	14.8	20.1	19.9	17.7	18.3	20.7	11.7	20.6	19.2	17.1	14.7	9.7
5. Agree	33.2	30.2	36.7	34.0	32.1	28.7	29.2	34.6	42.3	35.9	23.2	39.7	28.4	31.3	23.7	37.8
<i>Item 20990 Subject A11c</i>	<i>N</i> 2241	1073	1099	1585	221	454	610	798	380	1751	441	1081	548	222	335	18
E04: Do you agree or disagree . . .																
E04A: Smokers know how to enjoy life more than non-smokers																
1. Disagree	71.6	67.6	75.8	72.0	69.7	73.5	68.8	72.3	72.4	74.6	59.5	77.2	72.0	65.8	61.1	42.5
2. Mostly disagree	7.6	9.1	6.4	8.3	5.4	8.3	8.6	7.2	6.0	7.6	7.7	7.0	7.8	12.4	4.8	6.1
3. Neither	17.3	19.2	15.1	16.9	19.0	16.0	18.9	16.7	17.7	14.9	26.8	14.2	17.3	18.0	26.8	16.6
4. Mostly agree	1.6	1.8	1.6	1.3	2.3	1.1	1.6	1.6	2.3	1.5	1.9	0.7	1.0	2.1	3.9	17.2
5. Agree	1.8	2.2	1.2	1.4	3.6	1.1	2.0	2.3	1.4	1.3	4.1	0.9	1.8	1.8	3.5	17.6
<i>Item 21000 Subject A11c</i>	<i>N</i> 2253	1074	1109	1594	219	454	613	803	383	1764	440	1078	561	225	334	18
E04B: I prefer to date people who don't smoke																
1. Disagree	8.8	9.1	8.4	8.0	13.6	8.2	11.0	8.6	6.8	6.7	15.9	6.0	9.0	11.2	13.9	33.5
2. Mostly disagree	1.7	1.7	1.4	1.8	0.8	1.8	1.7	2.1	0.3	1.2	3.4	1.0	1.4	3.4	2.5	3.6
3. Neither	17.5	16.4	18.6	17.3	16.9	19.3	19.2	17.9	11.8	15.8	25.0	11.0	21.0	23.1	27.4	29.8
4. Mostly agree	11.9	11.8	11.4	12.0	9.0	12.1	13.5	11.0	11.0	11.5	14.3	9.7	12.8	12.0	18.9	7.0
5. Agree	60.1	61.1	60.2	60.8	59.7	58.7	54.6	60.3	70.0	64.8	41.5	72.3	55.8	50.2	37.3	26.1
<i>Item 21010 Subject A11c</i>	<i>N</i> 2250	1076	1106	1590	221	454	614	801	381	1763	438	1076	562	225	332	18
E04C: The harmful effects of cigarettes have been exaggerated																
1. Disagree	49.4	44.2	54.2	50.3	51.1	53.4	45.4	49.3	51.4	51.7	38.6	56.2	43.7	47.5	40.1	33.6
2. Mostly disagree	18.1	20.8	15.5	19.5	8.7	18.3	20.0	15.9	19.6	18.1	19.2	15.8	19.9	21.6	20.5	22.9
3. Neither	19.4	20.2	18.9	19.1	15.8	19.7	20.2	19.9	16.7	17.8	26.5	15.8	23.5	20.2	23.8	10.8
4. Mostly agree	6.1	7.8	4.6	5.1	10.7	3.5	6.2	6.8	7.5	5.5	8.1	5.2	6.7	7.1	7.3	6.8
5. Agree	7.0	7.0	6.8	6.0	13.7	5.0	8.3	8.1	4.8	6.8	7.5	7.0	6.3	3.6	8.3	25.9
<i>Item 21020 Subject A11c</i>	<i>N</i> 2235	1069	1098	1583	218	450	610	794	381	1747	440	1070	558	220	331	17
E04D: I think that becoming a smoker reflects poor judgment																
1. Disagree	13.1	12.2	13.0	11.8	20.0	13.0	15.9	12.3	10.3	11.1	20.9	8.7	16.2	15.3	18.8	47.1
2. Mostly disagree	6.9	7.1	6.5	7.1	4.3	7.3	6.0	6.1	9.3	6.5	8.3	4.7	7.1	8.2	11.7	15.3
3. Neither	24.0	25.2	22.7	23.1	21.7	24.3	25.7	23.9	21.3	22.2	31.1	19.8	26.9	22.8	33.4	21.6
4. Mostly agree	18.1	20.0	16.1	19.7	11.4	20.9	17.5	17.0	18.3	18.8	15.4	17.3	21.5	19.4	14.4	4.1
5. Agree	37.9	35.4	41.7	38.2	42.5	34.5	34.9	40.7	40.9	41.3	24.3	49.5	28.3	34.4	21.7	11.8
<i>Item 21030 Subject A11c</i>	<i>N</i> 2238	1068	1100	1582	219	450	606	802	380	1751	439	1073	554	224	331	18
E04E: I personally don't mind being around people who are smoking																
1. Disagree	33.9	29.1	38.2	31.6	43.6	31.2	29.7	35.3	40.8	36.1	25.0	47.1	23.8	27.9	13.5	22.1
2. Mostly disagree	16.1	18.5	14.2	16.9	12.2	17.2	15.4	15.6	17.0	16.5	13.8	18.9	14.2	11.6	13.2	8.1
3. Neither	17.4	19.8	14.6	16.9	17.7	20.7	18.7	16.2	13.8	17.1	19.0	15.5	20.4	18.1	17.2	3.4
4. Mostly agree	16.9	17.2	16.3	18.3	11.0	15.2	17.5	17.5	16.4	16.5	17.2	11.0	20.6	27.1	23.5	12.9
5. Agree	15.8	15.4	16.7	16.3	15.5	15.6	18.7	15.5	12.1	13.7	25.0	7.5	21.0	15.4	32.6	53.5
<i>Item 21040 Subject A11c</i>	<i>N</i> 2244	1070	1106	1586	218	451	610	803	381	1756	439	1075	558	224	332	18

QUESTIONNAIRE FORM 5 2004	TOTAL	SEX		RACE		REGION				COLLEGE PLANS?		ILLICIT DRUG USE: LIFETIME				
		M	F	White	Black	NE	NC	S	W	Yes	No	None	Mari- juana Only	Few Pills	More Pills	Any Her- oin
<i>N (Weighted No. of Cases):</i>	2556	1211	1214	1718	273	531	672	887	466	1919	493	1196	626	250	381	25
<i>% of Weighted Total:</i>	100.0	47.4	47.5	67.2	10.7	20.8	26.3	34.7	18.2	75.1	19.3	46.8	24.5	9.8	14.9	1.0
E04F: Smoking is a dirty habit																
1. Disagree	9.0	10.5	7.3	7.9	15.1	8.3	8.5	10.6	7.1	7.4	15.2	6.8	10.3	7.9	12.9	43.0
2. Mostly disagree	3.5	3.9	3.2	3.6	3.9	1.9	4.6	3.4	3.9	2.9	5.6	2.3	2.8	5.2	6.8	9.0
3. Neither	14.9	16.8	13.0	14.5	16.0	16.5	16.3	14.6	11.6	13.7	20.6	12.4	18.4	14.7	16.2	14.3
4. Mostly agree	18.6	20.6	16.6	18.7	14.9	21.5	19.4	15.2	21.0	18.6	18.2	15.8	18.6	22.5	25.8	13.8
5. Agree	54.0	48.3	59.9	55.3	50.2	51.7	51.2	56.2	56.4	57.4	40.4	62.8	49.9	49.7	38.3	20.0
<i>Item 21050 Subject A11c</i>	<i>N</i> 2237	1068	1102	1582	217	447	610	800	381	1751	438	1074	554	224	329	18
E04G: I strongly dislike being near people who are smoking																
1. Disagree	19.0	19.1	18.8	18.1	21.4	19.5	19.6	20.1	14.9	15.8	32.1	11.6	24.4	20.7	30.3	62.7
2. Mostly disagree	13.1	15.7	10.5	14.8	6.1	11.7	16.1	11.8	12.9	12.5	14.3	10.0	14.2	17.3	18.3	10.6
3. Neither	21.4	23.7	18.9	22.3	17.4	22.7	23.4	21.6	16.4	20.4	25.8	16.9	23.2	26.8	29.8	7.2
4. Mostly agree	14.8	15.5	14.4	14.9	15.9	15.3	15.2	12.7	18.1	16.5	8.3	17.4	15.8	8.4	10.9	6.1
5. Agree	31.7	26.0	37.5	30.0	39.1	30.8	25.7	33.8	37.6	34.7	19.5	44.2	22.4	26.8	10.7	13.4
<i>Item 21055 Subject A11c</i>	<i>N</i> 2239	1065	1104	1585	217	450	609	798	382	1754	437	1074	555	224	331	18
E05: On how many occasions (if any) have you had flavored alcoholic beverages like Mike's Hard Lemonade, Skyy Blue, Smirnoff Ice, Zima, Baccardi Silver, wine coolers, etc. to drink—more than just a few sips. . . (Do not include regular liquor, beer, or wine.)																
E05A: . . . in your lifetime?																
1. 0 occasions	29.0	32.3	26.4	26.2	42.1	24.0	26.3	32.8	31.2	30.1	23.4	49.6	9.7	11.2	5.2	-
2. 1-2	13.6	14.3	12.6	13.3	19.3	13.7	13.5	14.8	11.2	14.8	9.4	18.4	9.6	12.6	6.7	-
3. 3-5	12.0	13.3	11.1	11.9	13.1	12.1	10.4	11.5	15.6	11.8	13.8	10.7	16.5	11.1	10.3	11.1
4. 6-9	10.0	9.5	10.6	10.4	8.0	10.0	11.1	10.0	8.5	9.5	12.0	7.8	13.4	13.0	10.1	6.5
5. 10-19	12.4	10.3	14.3	13.6	6.4	12.7	14.7	10.7	12.0	13.1	9.3	6.7	19.8	16.5	17.1	3.5
6. 20-39 occasions	10.4	8.0	13.1	12.0	4.2	12.4	11.9	9.2	8.4	9.9	12.2	2.9	17.1	19.4	16.9	14.3
7. 40 or more	12.5	12.3	11.8	12.5	6.8	15.2	12.2	11.1	13.1	10.9	19.9	4.0	13.8	16.1	33.7	64.6
<i>Item 31360 Subject A01a</i>	<i>N</i> 2207	1050	1090	1569	218	442	606	784	374	1739	421	1063	547	218	331	17
E05B: . . . during the last 12 months?																
1. 0 occasions	44.2	48.3	40.4	40.7	60.9	40.2	42.5	47.9	43.7	45.1	40.2	63.8	26.0	30.8	19.3	7.2
2. 1-2	16.2	16.6	16.5	16.2	18.9	18.2	14.8	15.9	16.7	16.9	14.1	15.9	19.0	18.2	12.7	7.5
3. 3-5	12.8	11.8	13.8	13.9	8.7	10.3	12.0	14.2	14.0	13.1	10.8	9.8	20.0	11.3	11.8	12.8
4. 6-9	8.6	7.3	9.5	9.6	3.5	9.6	9.8	7.1	8.3	8.6	8.8	4.0	11.6	16.7	13.0	10.0
5. 10-19	10.0	7.7	11.8	10.9	4.0	11.5	12.5	8.3	7.5	9.2	12.4	4.4	14.7	12.7	18.1	15.8
6. 20-39	4.8	4.2	4.8	5.3	2.2	5.5	5.2	3.6	5.6	4.2	7.3	1.3	5.7	6.2	13.0	22.6
7. 40 or more	3.6	4.1	3.2	3.4	1.8	4.6	3.2	3.0	4.2	3.0	6.3	0.9	2.9	4.0	12.0	24.1
<i>Item 31370 Subject A01b</i>	<i>N</i> 2204	1049	1089	1566	218	441	607	782	374	1737	420	1063	546	217	331	17
E05C: . . . during the last 30 days?																
1. 0 occasions	68.9	71.1	66.8	66.2	84.9	66.5	64.7	74.1	67.9	69.7	65.3	85.2	58.4	51.1	48.6	10.6
2. 1-2	16.4	15.4	17.8	18.2	7.8	16.9	19.8	12.9	17.6	17.5	12.6	9.9	22.8	25.4	19.9	27.8
3. 3-5	8.5	7.7	9.4	9.8	2.1	9.9	9.1	7.3	8.8	7.9	11.4	3.1	12.9	15.8	13.7	24.4
4. 6-9	3.4	2.6	3.9	3.5	3.2	4.3	4.4	2.7	2.0	2.8	5.4	1.1	3.3	6.5	8.5	10.5
5. 10-19	1.5	1.6	1.2	1.4	0.9	1.0	1.2	2.0	1.7	1.1	3.0	0.3	1.6	1.2	5.4	7.1
6. 20-39	0.3	0.4	0.3	0.2	0.4	0.2	0.4	0.2	0.5	0.3	0.3	0.1	0.2	-	1.2	4.2
7. 40 or more	0.9	1.2	0.6	0.8	0.7	1.2	0.5	0.9	1.4	0.6	1.9	0.3	0.8	-	2.6	15.4
<i>Item 31380 Subject A01c</i>	<i>N</i> 2206	1051	1087	1568	216	441	608	782	375	1737	420	1062	546	217	334	17
E06: On how many occasions (if any) have you used "crack" cocaine. . .																
E06A: . . . in your lifetime?																
1. 0 occasions	96.1	95.8	96.2	96.0	98.2	94.9	97.9	96.2	94.2	97.1	92.0	100.0	100.0	91.8	83.4	33.0
2. 1-2	2.0	2.2	2.0	2.1	0.8	2.4	1.2	1.9	3.0	1.5	4.1	-	-	8.2	7.4	7.6
3. 3-5	0.5	0.4	0.5	0.6	-	0.6	0.6	0.5	0.1	0.3	1.2	-	-	-	2.7	9.7
4. 6-9	0.3	0.4	0.2	0.2	0.3	0.2	-	0.5	0.3	0.3	0.3	-	-	-	0.9	13.4
5. 10-19	0.2	0.2	0.2	0.2	-	0.2	-	0.3	0.4	0.2	0.3	-	-	-	1.3	-
6. 20-39 occasions	0.3	0.4	0.4	0.4	-	0.3	0.2	-	1.4	0.2	0.9	-	-	-	1.8	10.3
7. 40 or more	0.7	0.7	0.5	0.7	0.7	1.5	0.1	0.7	0.5	0.5	1.2	-	-	-	2.6	26.0
<i>Item 22260 Subject A01a</i>	<i>N</i> 2224	1060	1098	1577	220	445	610	791	377	1743	433	1069	551	220	332	18

DESCRIPTIVE RESULTS: 2004

217

QUESTIONNAIRE FORM 5 2004	TOTAL	SEX		RACE		REGION				COLLEGE PLANS?		ILLCIT DRUG USE: LIFETIME				
		M	F	White	Black	NE	NC	S	W	Yes	No	None	Mari- juana Only	Few Pills	More Pills	Any Her- oin
<i>N (Weighted No. of Cases):</i>	2556	1211	1214	1718	273	531	672	887	466	1919	493	1196	626	250	381	25
<i>% of Weighted Total:</i>	100.0	47.4	47.5	67.2	10.7	20.8	26.3	34.7	18.2	75.1	19.3	46.8	24.5	9.8	14.9	1.0
E06B: . . . during the last 12 months?																
1. 0 occasions	97.5	97.2	97.7	97.5	98.7	96.9	98.7	97.6	95.8	98.2	94.9	100.0	100.0	98.0	87.6	47.9
2. 1-2	1.0	1.2	1.0	1.1	0.6	1.0	0.6	1.0	1.8	0.8	1.8	-	-	2.0	5.2	7.6
3. 3-5	0.6	0.7	0.5	0.6	-	0.5	0.4	0.6	0.8	0.2	1.9	-	-	-	2.9	16.9
4. 6-9	0.2	0.2	0.2	0.1	-	0.3	0.1	0.1	0.5	0.2	0.1	-	-	-	1.0	6.7
5. 10-19	0.3	0.3	0.2	0.3	-	0.1	-	0.5	0.5	0.1	0.7	-	-	-	1.7	3.4
6. 20-39	*	-	-	-	-	-	-	0.1	-	-	-	-	-	-	-	-
7. 40 or more	0.4	0.5	0.4	0.4	0.7	1.1	0.1	0.2	0.5	0.4	0.5	-	-	-	1.7	17.5
<i>Item 22270 Subject A01b</i>	<i>N</i> 2226	1059	1099	1577	220	444	612	791	378	1744	433	1070	552	220	332	18
E06C: . . . during the last 30 days?																
1. 0 occasions	98.7	98.3	99.1	98.7	99.3	98.3	99.3	98.7	98.0	99.1	96.9	100.0	100.0	99.5	94.1	60.1
2. 1-2	0.7	1.0	0.5	0.8	-	0.5	0.5	0.7	1.3	0.5	1.9	-	-	0.5	3.2	25.1
3. 3-5	0.2	0.3	0.1	0.2	-	0.1	-	0.4	0.1	0.1	0.5	-	-	-	1.1	3.4
4. 6-9	0.2	0.1	0.3	0.2	-	0.6	0.1	-	0.2	0.2	0.2	-	-	-	1.1	3.4
5. 10-19	*	-	-	-	-	-	-	0.1	-	-	-	-	-	-	-	-
6. 20-39	-	-	-	-	-	-	-	-	-	-	-	-	-	-	-	-
7. 40 or more	0.2	0.4	-	0.1	0.7	0.5	-	0.1	0.4	0.1	0.5	-	-	-	0.6	8.1
<i>Item 22280 Subject A01c</i>	<i>N</i> 2225	1059	1099	1577	220	444	612	791	377	1744	433	1070	552	220	332	18
E07: During the last 12 months, on how many occasions (if any) have you . . .																
E07A: . . . taken ketamine ("special K," "super K")																
1. 0 occasions	98.3	97.6	99.3	98.5	99.0	97.6	99.4	97.7	98.5	99.0	96.6	100.0	100.0	98.1	95.0	41.8
2. 1-2	0.6	0.8	0.5	0.7	0.3	1.3	0.2	0.7	0.4	0.5	0.8	-	-	0.9	1.8	31.5
3. 3-5	0.1	0.2	*	0.1	-	0.1	0.1	0.1	0.3	0.1	0.1	-	-	0.4	0.4	-
4. 6-9	0.4	0.6	0.1	0.3	-	0.1	0.2	0.8	-	0.1	1.3	-	-	0.4	0.9	9.6
5. 10-19	0.1	0.2	-	0.1	-	0.3	-	0.1	-	0.1	0.2	-	-	-	0.3	6.1
6. 20-39	0.1	*	-	*	-	-	0.1	-	0.2	-	0.1	-	-	-	0.4	-
7. 40 or more	0.5	0.6	0.1	0.2	0.7	0.6	-	0.6	0.6	0.2	0.9	-	-	0.3	1.2	11.1
<i>Item 31060 Subject A01b</i>	<i>N</i> 2274	1085	1112	1605	225	455	621	813	385	1769	444	1088	564	221	338	19
E07B: . . . smoked bidis (or beedies) which are small brown cigarettes from India																
1. 0 occasions	96.4	94.9	98.2	96.9	97.6	94.6	98.0	96.2	96.4	97.6	93.8	99.6	97.1	94.9	89.7	67.4
2. 1-2	2.0	2.9	0.9	1.9	0.8	2.7	1.4	2.4	1.0	1.4	2.6	0.2	2.2	3.0	4.6	13.2
3. 3-5	0.6	1.0	0.3	0.6	0.1	0.5	0.4	0.6	1.4	0.4	1.7	0.1	0.2	0.8	2.9	6.0
4. 6-9	0.2	0.2	0.3	0.1	-	0.7	0.1	0.1	0.2	0.2	0.5	0.1	-	0.8	0.5	3.0
5. 10-19	0.3	0.3	0.2	0.2	-	0.7	0.1	0.1	0.4	0.2	0.4	-	-	0.5	1.3	-
6. 20-39	0.2	0.2	-	0.1	-	-	-	0.2	0.6	0.1	0.2	-	-	-	0.4	3.7
7. 40 or more	0.3	0.5	0.1	0.1	1.4	0.8	-	0.3	0.2	0.2	0.9	-	0.4	-	0.6	6.7
<i>Item 31070 Subject A01b</i>	<i>N</i> 2266	1083	1109	1601	224	451	619	811	385	1762	445	1085	560	222	336	19
E07C: . . . smoked kreteks (clove cigarettes)																
1. 0 occasions	93.8	91.9	96.0	93.4	98.3	90.0	96.1	95.4	91.4	94.9	90.8	99.2	94.5	93.5	80.0	43.2
2. 1-2	2.9	3.7	2.2	3.3	0.1	5.7	1.9	1.4	4.2	2.7	3.8	0.3	3.3	3.5	9.6	15.9
3. 3-5	1.3	1.5	1.1	1.5	-	1.4	0.9	1.5	1.4	0.9	2.2	0.1	1.1	2.2	3.9	9.8
4. 6-9	0.7	1.0	0.2	0.7	0.1	1.1	0.3	0.7	0.9	0.6	0.7	0.1	0.7	0.4	1.7	10.0
5. 10-19	0.5	0.7	0.3	0.6	-	0.3	0.5	0.3	1.3	0.5	0.7	0.1	*	0.4	2.6	3.7
6. 20-39	0.3	0.2	0.2	0.2	-	0.5	-	0.3	0.5	0.1	0.5	0.1	0.1	-	0.5	3.2
7. 40 or more	0.5	0.9	0.1	0.3	1.4	1.0	0.3	0.4	0.3	0.3	1.2	-	0.3	-	1.7	14.2
<i>Item 31150 Subject A01b</i>	<i>N</i> 2261	1081	1104	1600	224	452	616	810	383	1762	439	1082	561	220	336	19
E07D: . . . taken OxyContin (without a doctor's orders)																
1. 0 occasions	96.1	95.1	97.7	95.4	99.3	95.1	95.7	96.6	96.7	97.5	91.5	100.0	100.0	97.1	80.6	37.8
2. 1-2	1.8	2.1	1.6	2.4	-	1.8	1.9	2.2	1.1	1.3	3.5	-	-	1.4	10.4	9.9
3. 3-5	0.7	1.0	0.3	0.9	-	0.9	1.1	0.2	1.3	0.4	2.1	-	-	1.2	3.4	15.4
4. 6-9	0.5	0.8	0.2	0.7	-	1.0	0.7	0.3	-	0.2	1.7	-	-	0.4	2.6	10.4
5. 10-19	0.5	0.7	0.2	0.5	-	0.8	0.3	0.4	0.8	0.5	0.3	-	-	-	1.7	19.2
6. 20-39	0.1	-	-	-	-	-	0.4	0.1	-	-	0.6	-	-	-	0.8	-
7. 40 or more	0.2	0.3	0.1	-	0.7	0.5	-	0.2	0.2	0.1	0.3	-	-	-	0.7	7.3
<i>Item 31310 Subject A01b</i>	<i>N</i> 2269	1084	1108	1603	223	454	621	810	385	1765	444	1085	562	221	338	19

*=less than .05 percent.

QUESTIONNAIRE FORM 5 2004	TOTAL	SEX		RACE		REGION				COLLEGE PLANS?		ILLICIT DRUG USE: LIFETIME				
		M	F	White	Black	NE	NC	S	W	Yes	No	None	Mari- juana Only	Few Pills	More Pills	Any Her- oin
<i>N (Weighted No. of Cases):</i>	2556	1211	1214	1718	273	531	672	887	466	1919	493	1196	626	250	381	25
<i>% of Weighted Total:</i>	100.0	47.4	47.5	67.2	10.7	20.8	26.3	34.7	18.2	75.1	19.3	46.8	24.5	9.8	14.9	1.0
E07E: . . . taken Vicodin (without a doctor's orders)																
1. 0 occasions	91.4	91.0	92.5	90.4	98.8	91.6	91.1	94.7	84.9	93.0	86.9	100.0	100.0	86.0	58.6	17.8
2. 1-2	3.4	3.3	3.4	3.7	0.2	2.5	3.2	2.3	7.0	3.2	4.2	-	-	9.6	14.9	17.3
3. 3-5	1.9	1.4	2.1	2.4	0.3	1.9	2.6	0.7	3.1	1.4	2.7	-	-	2.8	9.2	13.8
4. 6-9	1.2	1.4	1.1	1.3	-	1.2	1.0	0.9	2.3	1.0	2.2	-	-	1.6	5.8	24.6
5. 10-19	1.1	1.8	0.4	1.5	-	1.7	1.2	0.6	1.5	0.8	2.2	-	-	-	6.7	13.5
6. 20-39	0.5	0.5	0.4	0.4	-	0.6	0.4	0.3	1.0	0.4	0.7	-	-	-	2.5	5.7
7. 40 or more	0.5	0.7	0.2	0.3	0.7	0.5	0.5	0.6	0.3	0.2	1.0	-	-	-	2.2	7.3
<i>Item 31320 Subject A01b</i>	<i>N</i> 2268	1083	1108	1604	223	451	620	810	386	1762	444	1082	562	222	339	19
E08: Over the LAST 12 MONTHS, about how often have you gone to parties?																
1. Not at all—GO TO Q.E10	21.9	22.2	21.4	22.5	17.9	19.8	22.0	24.6	18.3	21.2	24.6	33.2	12.3	13.7	7.5	12.7
2. Once a month or less	31.4	28.7	34.5	30.8	38.9	32.1	27.7	35.1	28.5	32.0	29.3	38.2	27.7	28.3	17.7	17.8
3. 2 or 3 times a month	22.9	22.9	22.8	22.4	27.3	23.2	22.4	21.1	27.1	24.2	18.5	18.3	30.3	25.2	26.0	11.4
4. About once a week	13.8	15.6	11.7	14.5	6.2	13.6	16.0	10.9	16.4	13.3	15.2	6.3	17.7	19.1	27.1	22.7
5. 2 or 3 times a week	7.5	7.3	7.5	7.9	4.7	7.9	9.2	5.8	7.5	7.3	7.7	2.8	8.7	11.9	17.0	15.7
6. Over 3 times a week	2.6	3.4	2.0	1.9	5.0	3.3	2.8	2.4	2.2	2.2	4.7	1.3	3.2	1.9	4.7	19.6
<i>Item 21900 Subject C07</i>	<i>N</i> 2245	1074	1103	1593	215	446	618	800	380	1750	441	1078	553	221	337	19
E09: Now think about the parties you went to in the last 12 months. How often . . .																
E09A: Were people over age 30 present at least some of the time?																
1. Never	45.1	46.9	43.3	46.0	44.1	50.4	43.4	46.8	38.2	45.7	44.5	44.1	52.0	40.7	41.3	43.6
2. Seldom	28.3	28.1	29.2	29.2	25.3	25.5	27.5	27.9	33.7	28.3	29.1	24.5	27.6	35.9	34.4	22.9
3. Sometimes	14.0	13.9	14.2	13.3	16.4	11.5	18.6	11.6	14.4	13.7	14.2	13.7	11.5	17.3	16.2	13.5
4. Most times	8.0	6.9	8.4	7.4	11.0	7.0	6.9	8.8	9.2	8.2	6.7	10.7	6.5	3.7	5.2	7.8
5. Always	4.6	4.2	4.9	4.1	3.1	5.5	3.5	4.8	4.5	4.2	5.6	6.9	2.4	2.4	2.9	12.2
<i>Item 21910 Subject C07, M02</i>	<i>N†</i> 1813	871	883	1266	191	368	491	640	314	1415	347	759	490	194	316	16
E09B: Did someone get high on alcohol?																
1. Never	17.7	17.8	17.5	15.5	29.1	17.8	17.4	20.8	11.8	17.9	15.1	31.9	9.4	5.9	4.2	-
2. Seldom	6.5	7.4	5.8	5.3	9.9	6.9	6.0	6.1	7.9	7.1	4.4	9.1	5.4	6.7	1.4	-
3. Sometimes	12.6	12.0	12.8	10.4	22.1	13.1	12.0	13.4	11.3	13.5	8.8	15.8	13.4	9.4	6.0	7.0
4. Most times	21.7	21.0	22.7	23.7	15.6	18.1	27.5	18.0	24.7	22.9	18.5	20.0	23.3	25.9	22.1	21.9
5. Always	41.4	41.8	41.1	45.0	23.2	44.1	37.1	41.6	44.3	38.7	53.1	23.2	48.5	52.2	66.3	71.1
<i>Item 21920 Subject A02b, C07</i>	<i>N†</i> 1812	867	887	1262	192	364	491	642	315	1417	345	761	488	195	315	16
E09C: Did most people get high on alcohol?																
1. Never	19.9	20.2	19.7	17.8	32.2	21.8	17.0	23.4	15.2	21.0	13.8	36.9	9.1	7.0	4.7	-
2. Seldom	9.0	10.4	7.7	7.0	12.9	8.1	9.6	8.3	10.3	9.9	6.3	11.9	9.9	7.2	1.8	4.4
3. Sometimes	15.4	15.6	15.2	14.2	26.0	11.7	17.5	16.2	14.7	15.9	14.3	16.0	15.8	16.9	12.6	18.3
4. Most times	26.0	23.2	27.8	28.8	13.4	23.7	30.0	22.5	29.4	26.3	23.7	20.4	29.1	31.3	30.5	17.0
5. Always	29.7	30.6	29.6	32.2	15.5	34.8	25.8	29.6	30.3	27.0	41.9	14.8	36.0	37.6	50.4	60.3
<i>Item 21930 Subject A02b, C07</i>	<i>N†</i> 1801	864	881	1256	193	357	491	640	312	1408	344	754	487	195	315	16
E09D: Did you get high on alcohol?																
1. Never	38.3	36.7	40.7	31.4	73.7	32.4	33.9	44.7	39.1	41.3	26.6	65.3	22.9	21.2	10.0	4.7
2. Seldom	13.1	12.4	13.2	13.6	9.6	11.2	12.7	13.2	15.5	12.6	14.0	12.7	13.8	13.0	11.3	13.1
3. Sometimes	18.2	17.9	18.2	19.6	8.4	19.5	20.5	17.1	15.6	18.3	18.9	12.1	26.6	24.3	16.1	19.5
4. Most times	16.9	16.5	17.6	19.9	4.5	20.9	18.6	13.2	17.0	16.6	18.1	6.7	23.0	24.2	28.5	19.5
5. Always	13.5	16.5	10.3	15.5	3.9	16.0	14.3	11.7	12.9	11.3	22.4	3.1	13.7	17.3	34.2	43.2
<i>Item 21940 Subject A05c, C07</i>	<i>N†</i> 1802	862	885	1254	192	361	487	640	315	1414	339	759	488	191	314	16
E09E: Did you feel pressure to drink alcohol?																
1. Never	68.8	67.1	70.5	66.1	81.8	68.1	64.7	72.2	69.3	68.1	72.2	70.6	68.6	63.3	70.3	65.4
2. Seldom	15.7	15.6	15.9	18.1	6.1	15.6	17.3	14.5	15.5	17.2	9.7	16.0	14.4	18.1	15.0	21.9
3. Sometimes	9.8	9.1	10.4	9.9	7.0	11.3	12.5	6.8	10.2	9.8	9.8	8.9	10.4	10.7	10.4	3.8
4. Most times	3.6	4.5	2.7	4.1	0.9	2.8	4.3	3.7	3.0	3.0	6.0	2.4	4.5	7.2	2.3	-
5. Always	2.1	3.7	0.4	1.7	4.1	2.2	1.3	2.7	2.0	2.0	2.2	2.1	2.1	0.7	2.0	9.0
<i>Item 21950 Subject A02b, C07</i>	<i>N†</i> 1807	863	886	1258	193	360	491	642	313	1413	344	759	487	193	314	16

†=excludes respondents for whom question was inappropriate.

DESCRIPTIVE RESULTS: 2004

219

QUESTIONNAIRE FORM 5 2004	TOTAL	SEX		RACE		REGION				COLLEGE PLANS?		ILLICIT DRUG USE: LIFETIME					
		M	F	White	Black	NE	NC	S	W	Yes	No	None	Mari- juana Only	Few Pills	More Pills	Any Her- oin	
<i>N (Weighted No. of Cases):</i>	2556	1211	1214	1718	273	531	672	887	466	1919	493	1196	626	250	381	25	
<i>% of Weighted Total:</i>	100.0	47.4	47.5	67.2	10.7	20.8	26.3	34.7	18.2	75.1	19.3	46.8	24.5	9.8	14.9	1.0	
E09F: Did you feel pressure to drink enough to get high?																	
1. Never	74.2	71.9	77.1	71.7	85.6	73.6	69.7	77.0	76.1	74.1	75.4	80.0	72.3	67.5	70.9	62.8	
2. Seldom	14.2	14.8	13.5	16.5	5.1	15.6	16.6	12.3	12.9	15.3	10.4	9.8	17.3	17.3	16.5	25.1	
3. Sometimes	6.9	7.5	6.1	7.5	4.3	6.6	8.5	5.6	7.5	6.9	7.3	6.3	6.8	11.5	6.2	-	
4. Most times	2.7	2.7	2.7	2.9	1.5	2.5	4.1	2.0	2.0	2.1	4.1	1.8	2.3	2.2	5.0	3.6	
5. Always	2.0	3.2	0.6	1.4	3.5	1.6	1.2	3.1	1.5	1.6	2.7	2.0	1.3	1.4	1.4	8.6	
<i>Item 21960 Subject A02b, C07</i>	<i>N†</i>	<i>1804</i>	<i>861</i>	<i>885</i>	<i>1258</i>	<i>193</i>	<i>360</i>	<i>489</i>	<i>642</i>	<i>314</i>	<i>1410</i>	<i>345</i>	<i>758</i>	<i>484</i>	<i>194</i>	<i>314</i>	<i>16</i>
E09G: Did someone get high on marijuana?																	
1. Never	33.3	33.2	34.1	32.9	31.7	32.9	32.4	35.8	30.2	33.2	32.9	56.8	18.1	23.4	8.1	7.4	
2. Seldom	12.2	14.9	9.7	11.9	9.7	9.9	15.7	10.9	11.9	13.1	8.9	14.2	11.2	13.2	8.9	9.3	
3. Sometimes	18.1	16.7	19.8	18.5	23.7	14.3	20.6	18.7	17.6	18.3	18.3	11.6	26.6	22.7	18.0	4.7	
4. Most times	15.9	14.8	16.2	16.6	13.8	14.7	15.7	15.2	19.1	16.2	14.3	8.5	21.8	19.1	22.6	12.3	
5. Always	20.5	20.4	20.2	20.1	21.0	28.3	15.7	19.4	21.2	19.2	25.6	8.9	22.3	21.5	42.4	66.3	
<i>Item 21970 Subject A02b, C07</i>	<i>N†</i>	<i>1802</i>	<i>864</i>	<i>882</i>	<i>1258</i>	<i>193</i>	<i>362</i>	<i>488</i>	<i>640</i>	<i>312</i>	<i>1409</i>	<i>346</i>	<i>757</i>	<i>486</i>	<i>194</i>	<i>314</i>	<i>16</i>
E09H: Did most people get high on marijuana?																	
1. Never	40.1	41.5	39.8	40.7	37.4	38.7	43.8	40.8	34.6	40.2	38.5	65.5	23.8	28.4	14.6	7.4	
2. Seldom	18.2	20.1	16.2	19.3	13.5	15.3	18.9	18.4	20.3	19.4	15.2	13.7	25.4	21.3	17.6	9.3	
3. Sometimes	17.0	15.9	18.1	16.5	24.5	14.2	15.9	18.1	19.9	17.4	15.5	9.7	21.6	22.8	23.0	12.3	
4. Most times	11.1	9.5	11.8	11.0	7.1	12.4	11.1	9.4	13.1	10.8	12.4	5.4	14.6	14.0	17.7	15.9	
5. Always	13.5	12.9	14.0	12.6	17.5	19.4	10.3	13.3	12.1	12.1	18.4	5.8	14.6	13.5	27.1	55.1	
<i>Item 21980 Subject A02b, C07</i>	<i>N†</i>	<i>1797</i>	<i>861</i>	<i>879</i>	<i>1254</i>	<i>192</i>	<i>360</i>	<i>488</i>	<i>636</i>	<i>312</i>	<i>1404</i>	<i>346</i>	<i>753</i>	<i>485</i>	<i>194</i>	<i>314</i>	<i>16</i>
E09I: Did you get high on marijuana?																	
1. Never	70.3	66.3	74.3	67.0	79.6	62.0	68.7	74.7	73.2	72.6	61.7	100.0	56.4	58.0	31.9	25.0	
2. Seldom	8.3	9.2	7.8	8.7	7.1	7.2	10.6	7.4	8.1	8.6	6.6	-	17.4	12.2	11.3	14.4	
3. Sometimes	7.8	7.8	7.8	8.6	7.3	10.7	6.7	6.8	8.1	7.8	8.1	-	12.8	12.5	15.1	-	
4. Most times	5.0	6.3	4.0	5.9	2.1	8.4	5.0	3.8	3.9	4.7	6.4	-	6.2	8.3	12.6	18.0	
5. Always	8.6	10.4	6.2	9.9	3.9	11.7	9.0	7.4	6.7	6.3	17.2	-	7.2	9.1	29.1	42.7	
<i>Item 21990 Subject A05c, C07</i>	<i>N†</i>	<i>1800</i>	<i>861</i>	<i>882</i>	<i>1256</i>	<i>193</i>	<i>359</i>	<i>492</i>	<i>637</i>	<i>312</i>	<i>1406</i>	<i>345</i>	<i>757</i>	<i>484</i>	<i>192</i>	<i>313</i>	<i>16</i>
E09J: Did you feel pressure to use marijuana?																	
1. Never	83.7	82.7	84.8	83.2	85.6	85.0	80.3	84.4	85.8	83.8	83.5	90.6	78.8	77.2	80.6	82.3	
2. Seldom	8.2	8.4	8.0	8.9	4.1	7.2	9.8	7.5	8.0	8.7	6.1	3.9	12.2	10.9	9.8	13.4	
3. Sometimes	5.0	5.2	4.7	5.0	5.3	5.4	6.8	4.4	3.2	4.5	7.1	3.5	5.2	7.7	6.4	-	
4. Most times	1.5	1.3	1.7	1.7	1.1	1.2	2.3	1.4	1.1	1.3	2.1	0.9	1.5	2.9	1.7	-	
5. Always	1.6	2.4	0.8	1.1	3.9	1.1	0.8	2.3	1.9	1.7	1.2	1.1	2.3	1.3	1.4	4.3	
<i>Item 22000 Subject A02b, C07</i>	<i>N†</i>	<i>1795</i>	<i>859</i>	<i>881</i>	<i>1255</i>	<i>189</i>	<i>356</i>	<i>492</i>	<i>636</i>	<i>312</i>	<i>1404</i>	<i>344</i>	<i>753</i>	<i>485</i>	<i>192</i>	<i>314</i>	<i>16</i>
E09K: Did someone get high on other drugs?																	
1. Never	63.6	63.2	64.6	64.5	68.9	62.9	66.6	65.2	56.3	64.4	61.4	76.3	67.4	55.4	36.4	11.7	
2. Seldom	13.0	15.0	11.5	13.2	8.3	13.5	12.8	12.4	14.1	13.7	9.9	8.6	12.8	20.0	18.9	16.6	
3. Sometimes	12.3	12.1	12.1	12.8	8.5	12.0	13.8	9.2	16.4	12.0	13.5	7.5	11.7	13.5	25.1	12.3	
4. Most times	5.8	4.7	6.5	5.3	6.0	6.5	2.9	7.0	7.2	5.4	7.6	4.0	5.2	8.0	8.6	15.1	
5. Always	5.3	5.0	5.3	4.2	8.3	5.1	3.9	6.1	6.0	4.6	7.7	3.6	2.8	3.1	11.0	44.3	
<i>Item 22010 Subject A02b, C07</i>	<i>N†</i>	<i>1793</i>	<i>859</i>	<i>876</i>	<i>1250</i>	<i>190</i>	<i>359</i>	<i>484</i>	<i>639</i>	<i>311</i>	<i>1401</i>	<i>343</i>	<i>756</i>	<i>480</i>	<i>191</i>	<i>313</i>	<i>16</i>
E09L: Did most people get high on other drugs?																	
1. Never	70.0	70.9	69.9	71.5	73.5	70.3	74.5	70.0	62.5	71.3	66.0	80.4	75.5	62.8	46.1	11.2	
2. Seldom	13.3	13.1	13.5	13.5	8.8	13.6	11.8	12.8	16.6	13.5	11.3	8.9	11.8	19.8	22.1	25.0	
3. Sometimes	9.2	8.9	9.0	9.2	8.3	8.3	10.4	7.5	11.6	8.6	11.6	5.5	7.3	11.0	19.1	13.5	
4. Most times	3.6	3.3	3.9	3.1	3.3	4.0	1.3	4.8	4.6	3.3	5.1	2.5	3.3	4.6	5.1	17.0	
5. Always	3.9	3.8	3.8	2.7	6.1	3.8	2.1	5.0	4.6	3.2	6.0	2.8	2.0	1.8	7.7	33.3	
<i>Item 22020 Subject A02b, C07</i>	<i>N†</i>	<i>1795</i>	<i>861</i>	<i>876</i>	<i>1253</i>	<i>192</i>	<i>358</i>	<i>489</i>	<i>638</i>	<i>311</i>	<i>1401</i>	<i>345</i>	<i>754</i>	<i>482</i>	<i>192</i>	<i>314</i>	<i>16</i>

†=excludes respondents for whom question was inappropriate.

QUESTIONNAIRE FORM 5 2004	TOTAL	SEX		RACE		REGION				COLLEGE PLANS?		ILLICIT DRUG USE: LIFETIME					
		M	F	White	Black	NE	NC	S	W	Yes	No	None	Mari- juana Only	Few Pills	More Pills	Any Her- oin	
<i>N (Weighted No. of Cases):</i>	2556	1211	1214	1718	273	531	672	887	466	1919	493	1196	626	250	381	25	
<i>% of Weighted Total:</i>	100.0	47.4	47.5	67.2	10.7	20.8	26.3	34.7	18.2	75.1	19.3	46.8	24.5	9.8	14.9	1.0	
E09M: Did you get high on other drugs?																	
1. Never	92.2	91.8	93.6	91.8	98.4	91.0	93.8	92.1	91.3	94.2	86.1	100.0	100.0	90.3	68.5	35.9	
2. Seldom	3.2	3.3	3.1	3.5	0.4	3.8	2.5	3.4	3.2	3.0	4.1	-	-	5.0	13.8	16.6	
3. Sometimes	2.4	2.3	1.8	2.6	0.3	2.0	2.9	1.7	3.6	1.5	5.0	-	-	3.3	9.8	6.8	
4. Most times	0.8	0.8	0.6	0.6	0.1	1.1	0.3	1.1	0.7	0.5	1.4	-	-	0.8	3.2	-	
5. Always	1.4	1.8	0.9	1.5	0.8	2.0	0.5	1.8	1.3	0.8	3.4	-	-	0.6	4.6	40.7	
<i>Item 22030 Subject A05c, C07</i>	<i>N†</i>	<i>1793</i>	<i>861</i>	<i>875</i>	<i>1252</i>	<i>191</i>	<i>354</i>	<i>490</i>	<i>639</i>	<i>312</i>	<i>1399</i>	<i>345</i>	<i>751</i>	<i>484</i>	<i>192</i>	<i>313</i>	<i>16</i>
E09N: Did you feel pressure to use other drugs?																	
1. Never	91.8	89.9	94.7	93.0	90.7	91.3	93.7	90.8	91.5	93.6	86.4	94.6	93.7	87.9	88.8	82.0	
2. Seldom	3.4	4.1	2.6	3.7	2.3	4.8	1.8	4.0	3.4	2.9	6.0	1.8	3.2	4.8	6.2	9.3	
3. Sometimes	2.3	2.8	1.8	2.0	2.8	1.3	3.5	2.0	2.3	1.9	4.1	2.0	2.0	4.7	2.1	-	
4. Most times	0.9	1.1	0.4	0.5	1.3	1.1	0.3	1.0	1.4	0.6	1.3	0.7	0.4	0.9	1.4	-	
5. Always	1.5	2.1	0.5	0.8	2.9	1.4	0.7	2.2	1.5	1.1	2.2	0.9	0.8	1.7	1.6	8.7	
<i>Item 22040 Subject A02b, C07</i>	<i>N†</i>	<i>1779</i>	<i>850</i>	<i>872</i>	<i>1245</i>	<i>189</i>	<i>355</i>	<i>482</i>	<i>630</i>	<i>312</i>	<i>1386</i>	<i>346</i>	<i>746</i>	<i>477</i>	<i>191</i>	<i>313</i>	<i>16</i>
E10: Now think about how you would LIKE parties to be. At the parties you go to, how often . . .																	
E10A: Would you like people over age 30 to be present at least some of the time?																	
1. Never	53.5	54.1	53.1	53.0	62.1	59.2	51.9	51.7	53.5	53.7	51.6	48.3	64.6	50.1	55.8	37.0	
2. Seldom	23.5	23.4	24.1	24.4	17.2	21.5	24.4	25.4	20.5	23.8	23.1	25.1	19.2	27.9	23.2	30.3	
3. Sometimes	15.6	15.8	15.0	15.2	13.3	13.8	18.0	13.6	18.1	14.9	18.9	16.4	12.5	17.2	15.8	25.9	
4. Most times	4.4	4.1	4.7	4.3	5.3	2.9	3.2	6.0	4.6	4.3	4.5	6.1	2.0	3.3	3.5	-	
5. Always	2.9	2.7	3.2	3.1	2.1	2.6	2.5	3.3	3.2	3.3	1.9	4.1	1.7	1.6	1.7	6.7	
<i>Item 22050 Subject C08, M02</i>	<i>N</i>	<i>2197</i>	<i>1044</i>	<i>1083</i>	<i>1556</i>	<i>215</i>	<i>425</i>	<i>605</i>	<i>790</i>	<i>377</i>	<i>1707</i>	<i>435</i>	<i>1054</i>	<i>533</i>	<i>217</i>	<i>335</i>	<i>19</i>
E10B: Would you like to get high on alcohol?																	
1. Never	43.6	42.2	45.5	38.9	75.2	37.2	41.1	50.4	40.6	45.3	36.9	66.1	28.8	21.5	10.3	15.1	
2. Seldom	12.9	11.2	14.6	13.1	7.4	11.0	13.7	10.9	18.0	12.7	13.0	12.3	15.5	13.2	10.5	14.9	
3. Sometimes	18.9	19.2	18.4	19.6	11.3	20.9	16.3	19.7	19.1	18.9	19.5	14.3	24.5	26.9	20.2	16.6	
4. Most times	12.1	12.0	12.4	13.9	3.5	13.1	15.6	9.1	11.6	11.5	13.8	3.8	16.4	22.2	25.4	11.0	
5. Always	12.5	15.4	9.0	14.5	2.7	17.8	13.3	9.9	10.8	11.6	16.8	3.6	14.9	16.3	33.6	42.4	
<i>Item 22060 Subject A05c, C08</i>	<i>N</i>	<i>2199</i>	<i>1048</i>	<i>1082</i>	<i>1559</i>	<i>215</i>	<i>425</i>	<i>605</i>	<i>795</i>	<i>374</i>	<i>1711</i>	<i>435</i>	<i>1060</i>	<i>532</i>	<i>217</i>	<i>334</i>	<i>18</i>
E10C: Would you like other people to get high on alcohol?																	
1. Never	41.1	37.9	44.6	36.0	74.8	35.5	38.3	47.5	38.4	42.1	37.1	61.6	27.4	24.1	10.2	7.8	
2. Seldom	14.0	13.4	14.8	14.3	8.3	12.7	15.5	11.6	17.8	14.3	12.6	15.0	15.0	10.4	10.8	16.5	
3. Sometimes	20.9	20.8	20.8	21.8	12.2	22.4	16.5	23.2	21.4	20.8	21.6	15.3	26.2	28.9	25.7	23.3	
4. Most times	11.8	12.2	11.1	13.8	2.0	13.6	16.4	7.9	10.5	11.4	12.3	4.5	14.7	21.9	23.0	12.8	
5. Always	12.2	15.7	8.7	14.1	2.7	15.7	13.2	9.8	11.9	11.4	16.5	3.5	16.7	14.8	30.4	39.6	
<i>Item 22070 Subject A11d, C08</i>	<i>N</i>	<i>2185</i>	<i>1044</i>	<i>1077</i>	<i>1543</i>	<i>216</i>	<i>422</i>	<i>602</i>	<i>788</i>	<i>373</i>	<i>1699</i>	<i>432</i>	<i>1054</i>	<i>528</i>	<i>213</i>	<i>334</i>	<i>18</i>
E10D: Would you like to use marijuana?																	
1. Never	71.0	67.3	75.2	68.7	81.0	61.2	69.6	76.2	73.2	72.9	63.6	94.4	55.8	57.7	33.4	19.9	
2. Seldom	10.4	10.9	9.6	11.1	3.9	12.7	12.8	8.6	7.8	10.6	9.6	3.2	21.4	12.8	13.2	18.0	
3. Sometimes	8.6	8.8	8.4	9.2	9.5	13.2	7.9	6.8	8.2	8.4	9.4	1.6	14.9	15.1	16.6	9.5	
4. Most times	3.8	4.0	3.2	4.1	1.9	5.0	3.0	3.9	3.5	3.3	5.5	0.3	3.8	7.3	11.0	10.0	
5. Always	6.3	9.0	3.7	6.9	3.7	7.9	6.7	4.5	7.4	4.9	11.8	0.5	4.2	7.1	25.7	42.6	
<i>Item 22080 Subject A05c, C08</i>	<i>N</i>	<i>2188</i>	<i>1046</i>	<i>1075</i>	<i>1550</i>	<i>214</i>	<i>423</i>	<i>599</i>	<i>791</i>	<i>375</i>	<i>1706</i>	<i>429</i>	<i>1057</i>	<i>528</i>	<i>214</i>	<i>335</i>	<i>18</i>
E10E: Would you like other people to use marijuana?																	
1. Never	65.8	61.6	70.3	63.3	80.4	56.7	64.2	72.0	65.7	67.0	61.2	88.8	49.6	53.5	28.9	6.2	
2. Seldom	12.8	14.6	11.1	14.0	4.2	13.5	17.0	10.4	10.1	13.9	9.1	6.0	24.5	14.3	15.0	17.2	
3. Sometimes	11.6	11.4	11.7	12.5	10.2	17.1	9.6	9.6	13.1	11.0	13.3	3.9	17.1	19.8	22.8	14.4	
4. Most times	4.0	4.5	3.2	4.2	2.7	4.3	3.6	3.9	4.4	3.3	6.3	0.5	4.0	5.0	11.9	19.0	
5. Always	5.9	7.8	3.7	6.0	2.5	8.5	5.6	4.2	6.8	4.8	10.1	0.7	4.8	7.4	21.3	43.3	
<i>Item 22090 Subject A11d, C08</i>	<i>N</i>	<i>2189</i>	<i>1049</i>	<i>1070</i>	<i>1551</i>	<i>215</i>	<i>422</i>	<i>605</i>	<i>789</i>	<i>373</i>	<i>1703</i>	<i>432</i>	<i>1060</i>	<i>528</i>	<i>213</i>	<i>334</i>	<i>17</i>

†=excludes respondents for whom question was inappropriate.

DESCRIPTIVE RESULTS: 2004

221

QUESTIONNAIRE FORM 5 2004	TOTAL	SEX		RACE		REGION				COLLEGE PLANS?		ILLCIT DRUG USE: LIFETIME					
		M	F	White	Black	NE	NC	S	W	Yes	No	None	Mari- juana Only	Few Pills	More Pills	Any Her- oin	
<i>N (Weighted No. of Cases):</i>	2556	1211	1214	1718	273	531	672	887	466	1919	493	1196	626	250	381	25	
<i>% of Weighted Total:</i>	100.0	47.4	47.5	67.2	10.7	20.8	26.3	34.7	18.2	75.1	19.3	46.8	24.5	9.8	14.9	1.0	
E10F: Would you like to use other drugs?																	
1. Never	89.5	87.3	92.0	88.7	94.2	87.1	89.7	90.9	88.9	91.5	82.4	97.3	94.6	87.0	64.0	19.4	
2. Seldom	4.5	5.2	3.6	5.0	2.2	4.6	5.2	4.2	3.8	4.1	5.4	1.3	3.3	7.1	11.9	29.0	
3. Sometimes	3.5	4.3	2.5	3.7	1.0	4.8	2.7	2.7	5.2	2.5	7.3	0.9	1.4	2.9	15.2	14.2	
4. Most times	0.7	0.6	1.0	0.7	0.9	1.1	0.6	0.9	0.1	0.6	1.5	0.3	-	1.9	2.6	-	
5. Always	1.7	2.7	0.9	1.8	1.8	2.4	1.7	1.3	2.0	1.3	3.4	0.3	0.8	1.1	6.3	37.3	
<i>Item 22100 Subject A05c, C08</i>	<i>N</i>	<i>2189</i>	<i>1043</i>	<i>1076</i>	<i>1550</i>	<i>212</i>	<i>419</i>	<i>604</i>	<i>793</i>	<i>373</i>	<i>1699</i>	<i>434</i>	<i>1052</i>	<i>533</i>	<i>217</i>	<i>333</i>	<i>17</i>
E10G: Would you like other people to use other drugs?																	
1. Never	87.0	85.0	90.1	86.5	95.9	83.2	88.8	88.4	85.8	88.2	83.1	94.8	91.4	86.9	60.6	20.9	
2. Seldom	6.5	7.2	4.9	6.6	1.4	8.5	5.8	5.8	6.6	6.5	6.1	2.7	6.0	6.8	18.0	26.5	
3. Sometimes	3.8	4.1	3.3	4.2	1.0	5.1	3.2	3.2	4.5	3.3	5.7	1.8	1.8	3.9	13.1	10.3	
4. Most times	1.0	1.1	0.8	0.9	0.9	0.7	0.6	1.7	0.5	0.6	2.1	0.4	0.2	1.3	2.3	2.7	
5. Always	1.7	2.6	0.9	1.9	0.8	2.5	1.6	0.9	2.7	1.4	3.0	0.3	0.6	1.1	6.1	39.6	
<i>Item 22110 Subject A11d, C08</i>	<i>N</i>	<i>2178</i>	<i>1039</i>	<i>1069</i>	<i>1546</i>	<i>212</i>	<i>421</i>	<i>602</i>	<i>781</i>	<i>375</i>	<i>1694</i>	<i>429</i>	<i>1052</i>	<i>527</i>	<i>214</i>	<i>333</i>	<i>18</i>

QUESTIONNAIRE FORM 6 2004	TOTAL	SEX		RACE		REGION				COLLEGE PLANS?		ILLICIT DRUG USE: LIFETIME				
		M	F	White	Black	NE	NC	S	W	Yes	No	None	Mari- juana Only	Few Pills	More Pills	Any Her- oin
<i>N (Weighted No. of Cases):</i>	2518	1099	1284	1717	259	539	657	849	474	1874	499	1190	558	256	387	44
<i>% of Weighted Total:</i>	100.0	43.6	51.0	68.2	10.3	21.4	26.1	33.7	18.8	74.4	19.8	47.3	22.2	10.2	15.4	1.7
A01: How satisfied are you with your life as a whole these days?																
1. Completely dissatisfied	2.1	2.4	1.7	1.8	1.7	3.1	2.4	1.3	2.1	1.9	2.7	1.9	1.7	2.7	2.8	1.1
2. Quite dissatisfied	6.0	7.3	4.4	5.1	4.0	5.6	6.9	4.7	7.5	5.6	7.5	5.9	4.4	8.4	5.8	14.3
3. Somewhat dissatisfied	6.2	5.5	7.2	6.2	4.7	7.8	5.6	5.5	6.6	6.7	4.3	5.5	5.2	6.0	9.9	3.7
4. Neither, or mixed feelings	9.1	9.4	8.8	8.3	8.2	10.8	7.4	7.6	12.2	9.3	8.4	7.9	8.5	6.7	13.2	16.4
5. Somewhat satisfied	22.7	20.9	24.3	22.8	23.9	23.3	21.3	23.3	23.0	22.8	23.7	21.3	21.3	28.6	25.7	34.6
6. Quite satisfied	41.0	39.2	43.6	43.7	39.6	40.7	43.3	41.8	37.0	41.8	37.6	44.4	42.8	39.3	33.4	16.4
7. Completely satisfied	12.8	15.3	10.0	12.0	17.8	8.8	13.1	15.8	11.7	11.9	15.8	13.0	16.0	8.4	9.2	13.5
<i>Item 6840 Subject P01, Q01</i>	<i>N</i> 2425	1058	1248	1677	242	519	622	822	461	1828	471	1158	537	248	374	38
A02: The next questions ask about the kinds of things you might do. How often do you do each of the following?																
A02A: Watch TV																
1. Never	0.9	1.2	0.4	0.8	-	0.3	1.0	1.5	0.5	0.9	0.7	0.6	0.9	-	0.9	6.9
2. A few times a year	1.8	1.1	1.9	1.6	1.3	2.4	1.4	1.5	2.0	1.7	1.7	1.7	1.5	0.5	1.8	3.6
3. Once or twice a month	5.0	4.7	5.4	5.3	4.1	4.5	3.9	5.9	5.8	4.6	5.9	4.5	5.3	5.3	5.2	8.2
4. At least once a week	25.6	20.8	30.0	28.0	13.3	25.6	28.3	23.1	26.3	25.8	26.3	25.0	22.7	32.8	27.7	17.4
5. Almost every day	66.7	72.2	62.2	64.4	81.3	67.3	65.4	68.1	65.3	67.0	65.4	68.1	69.7	61.3	64.3	64.0
<i>Item 5820 Subject C07</i>	<i>N</i> 2506	1095	1280	1712	258	538	654	843	471	1869	497	1187	556	255	385	44
A02B: Go to movies																
1. Never	2.1	2.6	1.2	1.8	2.6	1.2	2.4	2.3	2.5	1.4	4.4	2.0	1.3	1.0	2.9	7.4
2. A few times a year	32.9	31.6	34.2	33.7	34.4	34.5	32.2	34.2	30.0	31.8	35.3	31.3	28.5	39.8	38.2	41.9
3. Once or twice a month	57.1	57.0	57.7	58.0	52.6	58.5	57.2	54.3	60.2	58.9	51.9	57.9	63.6	51.5	51.6	47.0
4. At least once a week	7.2	7.8	6.7	6.0	9.8	4.5	8.1	8.3	7.0	7.5	7.2	8.3	5.8	6.2	6.7	3.7
5. Almost every day	0.7	0.9	0.2	0.6	0.5	1.3	0.1	0.9	0.3	0.4	1.3	0.5	0.8	1.5	0.5	-
<i>Item 5830 Subject C07</i>	<i>N</i> 2501	1094	1278	1711	258	539	650	841	470	1869	494	1186	555	255	384	44
A02C: Go to rock concerts																
1. Never	54.1	53.5	53.8	46.6	89.1	50.9	53.5	57.4	52.7	51.7	60.9	62.4	50.7	37.7	40.6	52.9
2. A few times a year	39.5	38.9	40.7	46.5	10.0	42.3	41.0	36.9	38.7	41.8	33.1	33.5	42.4	54.8	48.4	39.1
3. Once or twice a month	4.9	5.6	4.5	5.5	-	6.1	4.5	3.8	6.2	5.2	4.2	3.2	5.1	5.5	9.6	5.2
4. At least once a week	1.1	1.4	0.9	1.1	0.9	0.6	0.8	1.3	1.9	1.0	1.3	0.5	1.5	1.7	1.0	1.6
5. Almost every day	0.4	0.5	0.1	0.4	-	-	0.3	0.7	0.5	0.3	0.5	0.4	0.3	0.3	0.5	1.1
<i>Item 5845 Subject C07</i>	<i>N</i> 2505	1096	1278	1713	257	538	652	843	472	1868	496	1184	556	255	386	44
A02D: Ride around in a car (or motorcycle) just for fun																
1. Never	10.4	10.7	9.9	9.0	9.0	8.8	7.5	11.6	13.9	10.8	8.5	13.6	6.9	3.9	9.3	6.6
2. A few times a year	10.4	9.6	11.3	10.5	9.8	9.3	11.5	9.4	11.8	11.6	6.5	13.3	8.8	9.5	5.5	5.2
3. Once or twice a month	15.6	14.6	16.5	17.3	9.5	14.7	18.4	12.7	17.9	16.4	12.0	17.9	13.9	19.8	9.7	4.3
4. At least once a week	29.7	28.8	31.6	30.1	28.9	31.5	33.0	27.3	27.3	30.7	27.5	29.7	30.2	33.8	30.4	18.1
5. Almost every day	33.9	36.2	30.7	33.1	42.8	35.7	29.6	38.9	29.1	30.5	45.5	25.4	40.2	33.0	45.2	65.7
<i>Item 5850 Subject C07</i>	<i>N</i> 2511	1097	1282	1715	257	538	654	846	473	1872	499	1189	557	256	385	44
A02E: Participate in community affairs or volunteer work																
1. Never	24.0	29.0	19.5	21.8	22.8	25.0	24.9	21.5	26.2	20.3	36.1	17.6	28.7	20.7	35.9	43.9
2. A few times a year	44.3	43.0	45.6	46.4	42.6	43.1	45.0	43.0	47.0	45.4	41.7	44.6	46.2	47.8	43.3	29.2
3. Once or twice a month	20.1	18.4	22.5	21.5	20.4	18.7	19.2	22.8	18.4	21.9	14.9	22.4	17.5	23.4	15.1	23.3
4. At least once a week	8.8	7.3	9.8	8.4	10.6	10.8	8.1	9.7	5.9	9.9	5.5	11.6	6.8	5.5	4.0	1.7
5. Almost every day	2.7	2.3	2.6	1.9	3.6	2.5	2.8	2.9	2.4	2.5	1.8	3.7	0.8	2.6	1.7	1.8
<i>Item 5860 Subject C07, O02</i>	<i>N</i> 2503	1095	1278	1715	255	534	654	842	472	1867	498	1187	555	255	384	44
A02F: Actively participate in sports, athletics or exercising																
1. Never	10.8	10.0	11.2	9.4	13.3	7.6	10.0	14.2	9.3	8.1	20.8	10.6	8.7	10.7	12.5	13.5
2. A few times a year	11.3	8.7	13.3	10.3	16.2	9.9	10.3	13.0	11.5	10.3	13.3	12.7	8.8	11.3	10.2	3.6
3. Once or twice a month	12.2	9.6	14.6	11.6	13.3	11.2	11.1	13.4	12.7	11.8	13.2	12.6	13.4	11.1	11.1	8.0
4. At least once a week	23.7	20.6	26.2	24.0	19.1	25.5	23.9	23.2	22.3	23.9	23.7	22.1	24.3	22.2	29.6	20.2
5. Almost every day	42.0	51.1	34.8	44.7	38.1	45.8	44.8	36.1	44.3	45.8	29.0	42.0	44.9	44.6	36.6	54.7
<i>Item 5890 Subject C07, T02</i>	<i>N</i> 2506	1094	1282	1716	255	537	654	844	471	1871	496	1185	557	256	386	44

QUESTIONNAIRE FORM 6 2004	TOTAL	SEX		RACE		REGION				COLLEGE PLANS?		ILLICIT DRUG USE: LIFETIME				
		M	F	White	Black	NE	NC	S	W	Yes	No	None	Mari- juana Only	Few Pills	More Pills	Any Her- oin
<i>N (Weighted No. of Cases):</i>	2518	1099	1284	1717	259	539	657	849	474	1874	499	1190	558	256	387	44
<i>% of Weighted Total:</i>	100.0	43.6	51.0	68.2	10.3	21.4	26.1	33.7	18.8	74.4	19.8	47.3	22.2	10.2	15.4	1.7
A02G: Get together with friends informally																
1. Never	1.5	1.5	1.4	0.6	3.0	0.8	1.4	1.7	2.1	1.2	2.3	1.9	0.8	0.2	1.0	2.1
2. A few times a year	3.4	2.1	4.0	2.1	5.5	2.8	2.9	3.4	4.5	2.9	4.5	4.5	1.8	1.6	1.9	1.7
3. Once or twice a month	10.8	9.5	12.0	10.0	10.8	9.0	9.5	12.2	12.2	9.9	12.8	15.2	7.7	3.2	5.8	15.8
4. At least once a week	39.1	40.5	39.1	40.0	40.7	39.0	39.0	39.4	38.7	39.5	39.1	46.0	37.6	36.9	24.6	22.0
5. Almost every day	45.3	46.5	43.5	47.3	39.9	48.4	47.2	43.2	42.5	46.5	41.3	32.4	52.2	58.0	66.6	58.3
<i>Item 5920 Subject C07, M04</i>	<i>N</i> 2502	1092	1279	1713	256	537	654	841	469	1867	496	1183	555	255	386	44
A02H: Go to a shopping mall																
1. Never	2.6	3.8	1.0	2.5	2.3	1.5	2.8	3.4	2.3	2.0	3.7	1.8	2.1	3.5	3.0	11.4
2. A few times a year	18.3	24.5	12.9	19.4	12.1	14.2	16.8	19.4	23.1	17.5	20.1	19.6	15.8	18.6	17.1	22.9
3. Once or twice a month	52.2	51.4	53.7	55.3	41.6	55.1	53.7	48.8	53.2	54.4	47.5	53.8	53.8	47.8	51.6	45.2
4. At least once a week	23.9	18.2	28.9	20.9	37.0	26.3	23.8	24.9	19.2	23.9	24.1	22.1	25.0	28.8	24.6	16.6
5. Almost every day	2.9	2.1	3.5	1.9	7.1	2.9	2.9	3.4	2.3	2.3	4.6	2.6	3.2	1.2	3.8	3.9
<i>Item 5935 Subject C07</i>	<i>N</i> 2509	1096	1281	1714	258	538	655	845	471	1870	499	1189	557	255	386	44
A02I: Spend at least an hour of leisure time alone																
1. Never	5.2	4.9	5.0	4.2	6.7	3.1	4.9	7.3	4.4	4.3	8.0	4.7	5.2	2.9	6.6	10.4
2. A few times a year	6.6	7.1	5.9	5.0	9.0	7.8	6.0	7.4	4.8	5.4	11.0	6.5	8.1	6.5	3.8	6.5
3. Once or twice a month	14.0	12.6	15.5	15.1	9.8	14.1	16.6	10.6	16.4	13.0	17.6	14.2	17.2	12.7	9.4	14.8
4. At least once a week	31.5	29.0	33.6	32.6	27.1	31.7	28.9	32.2	33.9	33.0	27.1	33.9	28.2	33.7	27.9	23.1
5. Almost every day	42.6	46.4	40.0	43.0	47.4	43.2	43.6	42.4	40.6	44.3	36.4	40.6	41.2	44.3	52.3	45.2
<i>Item 5940 Subject C07</i>	<i>N</i> 2506	1094	1282	1713	258	537	654	844	472	1873	494	1185	557	256	384	44
A02J: Read magazines																
1. Never	8.1	8.7	6.0	6.9	6.4	7.5	7.2	9.8	6.7	6.5	11.9	6.6	9.6	4.7	9.2	20.8
2. A few times a year	15.8	16.5	14.9	15.3	18.2	14.2	14.9	17.3	16.4	13.6	22.2	16.1	17.4	12.2	14.9	6.5
3. Once or twice a month	37.6	32.8	43.1	41.0	33.2	38.0	37.5	37.4	37.7	39.3	34.3	38.8	36.5	43.6	34.7	27.3
4. At least once a week	29.8	31.7	28.9	28.7	32.9	30.4	33.2	26.7	30.1	31.5	23.8	28.2	30.2	31.8	33.6	41.1
5. Almost every day	8.7	10.3	7.0	8.1	9.3	10.0	7.2	8.8	9.2	9.1	7.7	10.3	6.3	7.7	7.6	4.3
<i>Item 23070 Subject C07</i>	<i>N</i> 2505	1093	1283	1716	257	536	655	842	472	1868	497	1187	555	254	386	44
A02K: Read newspapers																
1. Never	10.0	9.5	9.5	10.1	9.5	7.0	10.2	12.0	9.4	8.1	15.0	9.7	10.6	8.0	9.1	17.2
2. A few times a year	16.9	14.1	19.1	16.5	18.1	15.9	16.3	16.5	19.6	16.2	20.6	17.5	14.1	17.6	18.4	17.3
3. Once or twice a month	24.0	21.8	25.6	25.0	17.7	20.2	24.8	24.0	27.3	23.6	25.4	23.3	26.2	24.4	23.5	25.6
4. At least once a week	28.6	29.1	29.1	29.2	28.0	32.5	29.6	27.5	24.6	29.7	23.4	27.9	28.4	31.6	31.4	22.9
5. Almost every day	20.6	25.4	16.7	19.2	26.8	24.5	19.0	20.1	19.2	22.3	15.6	21.7	20.6	18.5	17.7	16.9
<i>Item 23080 Subject C07</i>	<i>N</i> 2505	1094	1281	1715	255	538	655	841	471	1870	496	1187	557	254	384	44
A02L: Go to taverns, bars or nightclubs																
1. Never	51.1	48.9	53.5	51.8	42.9	48.2	49.6	51.6	55.6	51.5	48.9	66.1	41.2	33.1	34.7	24.2
2. A few times a year	22.6	23.6	22.4	23.7	22.8	22.6	24.7	21.8	21.4	24.3	17.2	17.9	24.7	33.7	28.7	22.5
3. Once or twice a month	15.7	14.1	16.2	15.0	19.3	19.4	15.6	14.3	13.9	15.7	17.4	10.4	21.6	22.4	19.5	15.3
4. At least once a week	8.5	9.8	7.2	7.3	13.4	8.0	8.0	10.3	6.5	6.8	14.2	4.6	10.5	9.4	12.6	24.7
5. Almost every day	2.1	3.6	0.8	2.1	1.6	1.8	2.1	2.1	2.7	1.7	2.2	0.9	2.0	1.5	4.5	13.3
<i>Item 5960 Subject C07</i>	<i>N</i> 2500	1093	1279	1710	257	536	652	841	470	1865	497	1187	553	255	384	44
A02M: Go to parties or other social affairs																
1. Never	7.7	6.8	8.0	6.8	8.8	5.8	5.5	10.4	7.8	7.0	9.5	11.2	4.0	2.9	3.8	5.9
2. A few times a year	22.4	21.3	23.6	21.5	27.8	18.5	22.0	23.3	25.7	22.5	23.0	31.0	15.2	18.4	10.8	16.8
3. Once or twice a month	33.9	33.3	34.6	32.9	35.5	40.7	32.5	32.0	31.9	35.7	29.3	36.1	35.2	36.5	27.3	22.5
4. At least once a week	32.2	33.8	31.1	35.0	26.2	31.5	36.2	30.7	30.3	31.9	32.3	20.1	41.7	37.4	52.3	24.2
5. Almost every day	3.8	4.8	2.7	3.8	1.6	3.5	3.9	3.6	4.4	2.9	5.9	1.6	3.9	4.8	5.8	30.5
<i>Item 5970 Subject C07</i>	<i>N</i> 2504	1094	1278	1710	259	536	650	846	472	1866	498	1187	552	255	385	44
A02N: Go to raves																
1. Never	85.5	81.9	89.3	87.5	88.7	90.0	82.2	86.0	83.9	87.3	81.5	90.4	86.2	88.1	74.9	48.5
2. A few times a year	8.0	9.1	6.9	7.3	5.7	5.0	10.2	7.1	9.8	7.4	9.1	5.4	8.7	7.1	13.5	20.0
3. Once or twice a month	3.9	4.8	2.7	2.9	4.3	2.4	4.2	4.5	4.0	3.4	4.9	3.0	2.7	2.7	6.9	11.7
4. At least once a week	1.1	1.8	0.4	0.7	1.0	1.2	0.7	1.2	1.3	0.8	2.3	0.2	1.7	0.6	1.7	10.5
5. Almost every day	1.6	2.4	0.6	1.6	0.3	1.4	2.7	1.1	0.8	1.1	2.2	0.9	0.8	1.5	2.9	9.3
<i>Item 29760 Subject C07</i>	<i>N</i> 2493	1084	1281	1714	253	534	650	839	470	1866	490	1180	554	254	385	44

QUESTIONNAIRE FORM 6 2004	TOTAL	SEX		RACE		REGION				COLLEGE PLANS?		ILLICIT DRUG USE: LIFETIME				
		M	F	White	Black	NE	NC	S	W	Yes	No	None	Mari- juana Only	Few Pills	More Pills	Any Her- oin
<i>N (Weighted No. of Cases):</i>	2518	1099	1284	1717	259	539	657	849	474	1874	499	1190	558	256	387	44
<i>% of Weighted Total:</i>	100.0	43.6	51.0	68.2	10.3	21.4	26.1	33.7	18.8	74.4	19.8	47.3	22.2	10.2	15.4	1.7
The next questions are about your experiences in school.																
A03: How often do you feel that the school work you are assigned is meaningful and important?																
5. Almost always	7.3	4.6	9.2	5.1	17.3	7.4	5.4	8.9	6.6	7.5	6.0	8.5	7.5	6.0	3.6	6.3
4. Often	21.5	21.0	21.1	20.2	23.4	18.7	20.8	24.4	20.6	21.7	18.7	24.8	20.5	18.1	14.4	14.8
3. Sometimes	43.9	43.3	45.7	45.5	42.4	43.4	46.0	41.0	46.9	45.5	40.6	46.6	41.6	47.8	40.8	27.3
2. Seldom	22.9	24.8	21.3	24.9	14.2	23.5	24.9	22.2	20.9	22.0	25.7	17.8	24.8	25.4	32.4	46.2
1. Never	4.3	6.2	2.7	4.3	2.7	7.0	2.9	3.5	5.0	3.2	9.0	2.3	5.7	2.7	8.8	5.4
<i>Item 5700 Subject B01</i>	<i>N</i> 2430	1052	1251	1679	244	521	638	821	449	1820	477	1154	537	243	377	43
A04: How interesting are most of your courses to you?																
5. Very exciting and stimulating	2.2	1.7	2.5	1.5	4.1	3.0	2.2	1.9	2.0	2.4	1.8	3.2	1.0	1.4	1.5	-
4. Quite interesting	17.1	14.2	19.1	14.9	21.1	16.8	15.8	17.5	18.4	17.7	13.3	21.1	15.0	13.7	9.5	4.9
3. Fairly interesting	47.7	47.4	48.0	48.5	51.6	47.1	47.7	48.0	47.8	49.8	40.6	49.8	47.8	51.1	42.6	32.6
2. Slightly dull	23.5	23.5	24.1	24.8	18.1	22.1	25.8	23.2	22.6	22.6	28.0	19.5	24.3	24.6	32.8	41.6
1. Very dull	9.5	13.2	6.4	10.3	5.1	11.0	8.5	9.5	9.2	7.5	16.3	6.4	12.0	9.2	13.6	20.9
<i>Item 5710 Subject B01</i>	<i>N</i> 2503	1092	1281	1713	256	536	655	844	468	1869	497	1185	557	256	384	43
A05: How important do you think the things you are learning in school are going to be for your later life?																
5. Very important	13.9	11.8	15.5	9.4	33.8	10.6	14.0	17.4	11.2	14.5	11.2	16.6	13.3	12.0	7.4	7.7
4. Quite important	22.4	23.8	21.2	22.2	21.7	21.6	20.7	24.3	22.5	23.7	17.8	25.1	21.8	23.9	15.6	8.1
3. Fairly important	35.5	35.3	36.5	38.4	25.7	31.3	38.6	33.3	39.9	36.5	33.0	35.6	34.0	35.9	38.1	32.0
2. Slightly important	24.2	24.1	24.0	26.3	16.5	29.6	24.7	21.3	22.8	22.6	30.3	20.5	26.4	25.4	31.6	36.9
1. Not at all important	3.9	4.9	2.8	3.7	2.2	6.9	2.0	3.7	3.5	2.8	7.7	2.2	4.5	2.7	7.3	15.3
<i>Item 5720 Subject B01</i>	<i>N</i> 2495	1087	1278	1707	256	533	652	839	470	1864	494	1184	554	255	384	43
A06: Now thinking back over the past year in school, how often did you . . .																
A06A: Enjoy being in school?																
1. Never	5.6	6.3	4.4	5.5	3.2	4.2	5.4	6.1	6.5	3.6	11.5	3.2	4.1	5.6	11.3	15.6
2. Seldom	16.6	17.3	16.0	17.2	14.1	19.0	17.2	15.3	15.2	15.2	21.4	13.7	18.2	12.1	23.0	22.8
3. Sometimes	42.5	40.1	44.9	43.4	38.2	45.0	43.2	41.1	41.5	43.5	39.2	40.4	43.9	53.0	43.6	44.2
4. Often	27.0	28.0	26.3	26.6	34.1	24.2	26.7	28.2	28.4	29.0	21.6	31.6	25.9	24.6	19.0	9.3
5. Almost always	8.3	8.3	8.3	7.4	10.4	7.6	7.5	9.3	8.4	8.7	6.4	11.1	7.9	4.7	3.1	8.1
<i>Item 23090 Subject B01</i>	<i>N</i> 2513	1098	1284	1717	258	539	655	847	473	1874	499	1190	558	256	386	44
A06B: Hate being in school?																
1. Never	5.8	6.3	5.3	4.5	10.9	4.7	4.1	7.6	5.9	6.3	3.8	7.9	5.4	2.2	2.1	4.3
2. Seldom	23.0	21.3	24.3	23.3	24.1	15.8	24.7	25.4	24.7	25.1	16.8	27.1	21.6	20.9	15.4	15.8
3. Sometimes	36.2	36.3	35.9	36.3	33.8	43.4	35.4	32.6	35.6	36.9	33.6	37.3	34.7	39.0	34.0	28.9
4. Often	24.5	24.3	25.5	26.1	20.1	25.8	24.1	24.2	24.3	23.5	28.1	19.4	29.3	29.0	31.6	31.1
5. Almost always	10.5	11.7	9.0	9.8	11.0	10.3	11.7	10.2	9.4	8.1	17.7	8.3	8.9	8.9	16.9	19.9
<i>Item 23100 Subject B01</i>	<i>N</i> 2510	1096	1283	1717	257	537	655	846	471	1874	499	1190	557	255	386	44
A06C: Try to do your best work in school?																
1. Never	1.4	2.4	0.7	1.4	1.3	2.1	0.9	1.5	1.1	1.2	2.1	0.6	1.2	1.9	2.4	7.6
2. Seldom	8.4	13.6	4.2	9.4	4.3	10.3	8.1	7.0	9.0	7.7	10.5	6.0	11.2	8.9	11.7	5.7
3. Sometimes	24.7	29.6	20.2	24.9	18.0	25.0	22.9	24.6	27.1	22.8	30.0	20.3	26.9	27.4	31.5	40.2
4. Often	36.8	34.8	38.3	35.9	38.2	36.1	40.9	33.9	36.8	37.4	35.5	37.2	34.7	37.5	37.1	39.3
5. Almost always	28.7	19.6	36.6	28.4	38.3	26.5	27.1	32.9	26.0	30.9	21.9	35.8	26.0	24.3	17.3	7.2
<i>Item 23110 Subject B01</i>	<i>N</i> 2506	1095	1281	1713	257	536	656	844	471	1871	497	1186	557	256	385	44
A06D: Find the school work too hard to understand?																
1. Never	15.4	20.9	10.6	15.7	14.2	11.4	16.1	17.9	14.2	17.0	9.8	13.8	16.5	14.9	16.1	35.2
2. Seldom	41.0	41.2	41.5	44.3	31.8	43.8	40.3	41.1	38.9	43.4	36.4	42.3	39.0	45.9	41.2	30.8
3. Sometimes	34.0	28.7	38.2	31.6	41.9	35.2	34.7	31.8	35.5	32.2	37.9	35.4	35.4	30.0	30.3	19.6
4. Often	7.9	7.5	8.2	7.0	9.6	8.2	7.7	7.4	8.9	6.1	13.0	7.3	7.0	8.2	10.1	11.8
5. Almost always	1.7	1.8	1.5	1.4	2.5	1.5	1.2	1.9	2.6	1.3	2.8	1.2	2.1	1.0	2.2	2.6
<i>Item 23120 Subject B01</i>	<i>N</i> 2510	1097	1283	1717	258	537	655	847	470	1872	499	1189	557	256	386	44

DESCRIPTIVE RESULTS: 2004

225

QUESTIONNAIRE FORM 6 2004	TOTAL	SEX		RACE		REGION				COLLEGE PLANS?		ILLICIT DRUG USE: LIFETIME				
		M	F	White	Black	NE	NC	S	W	Yes	No	None	Mari- juana Only	Few Pills	More Pills	Any Her- oin
<i>N (Weighted No. of Cases):</i>	2518	1099	1284	1717	259	539	657	849	474	1874	499	1190	558	256	387	44
<i>% of Weighted Total:</i>	100.0	43.6	51.0	68.2	10.3	21.4	26.1	33.7	18.8	74.4	19.8	47.3	22.2	10.2	15.4	1.7
A06E: Fool around in class?																
1. Never	9.8	6.0	13.1	7.2	17.3	10.6	8.1	10.8	9.6	9.4	10.1	13.6	6.4	5.6	4.8	-
2. Seldom	25.2	19.9	30.2	25.1	24.4	26.1	24.2	25.9	24.3	25.4	24.6	29.6	21.3	24.6	20.0	13.7
3. Sometimes	34.8	35.1	33.9	35.7	37.1	35.6	39.2	31.7	33.5	35.9	31.8	34.8	37.8	36.2	31.0	22.3
4. Often	19.8	22.8	17.5	21.6	15.4	18.4	20.1	18.7	23.0	20.1	19.7	16.5	20.8	22.5	27.9	23.3
5. Almost always	10.4	16.1	5.3	10.4	5.9	9.4	8.4	12.9	9.6	9.3	13.7	5.5	13.6	11.1	16.4	40.8
<i>Item 23130 Subject B01</i>	<i>N</i> 2508	1095	1283	1713	258	536	654	846	471	1870	497	1188	557	256	385	44
A06F: Fail to complete or turn in your assignments?																
1. Never	23.0	16.1	29.1	24.5	15.1	23.4	26.5	23.1	17.3	25.7	13.8	29.2	19.8	13.7	15.6	20.7
2. Seldom	38.7	37.9	39.5	39.4	44.7	35.6	38.7	42.1	36.2	39.7	36.9	40.1	40.5	38.4	35.6	23.2
3. Sometimes	26.1	30.4	22.3	24.7	32.2	30.9	23.8	23.2	28.9	24.5	30.4	22.3	28.1	32.0	28.9	27.5
4. Often	10.3	13.0	7.8	9.8	6.3	9.1	9.8	8.6	15.4	8.8	15.3	7.4	9.7	11.8	17.6	22.0
5. Almost always	1.9	2.6	1.3	1.6	1.7	1.0	1.2	3.0	2.2	1.3	3.6	1.0	2.0	4.0	2.2	6.5
<i>Item 23140 Subject B01</i>	<i>N</i> 2507	1096	1283	1716	257	537	654	845	471	1871	499	1189	557	256	384	44
A06G: Get good grades (like As or Bs)?																
1. Never	1.8	1.9	1.3	1.5	1.6	1.7	1.9	1.8	1.9	0.7	4.5	1.0	1.3	1.5	3.6	5.8
2. Seldom	8.6	10.9	6.9	7.6	12.4	8.6	7.6	7.9	11.3	5.8	17.3	5.3	10.1	9.0	14.3	19.3
3. Sometimes	23.4	26.8	19.3	19.7	32.1	21.5	23.8	23.1	25.5	19.3	36.7	19.0	25.7	26.2	26.0	32.7
4. Often	26.3	26.5	26.0	24.7	37.2	28.8	23.2	27.9	24.7	27.0	24.9	27.6	27.0	23.9	26.4	12.9
5. Almost always	39.9	33.9	46.5	46.4	16.7	39.5	43.6	39.2	36.6	47.2	16.6	47.1	35.9	39.4	29.7	29.2
<i>Item 23150 Subject B01</i>	<i>N</i> 2507	1096	1282	1715	256	537	655	843	471	1871	499	1187	557	256	385	44
A06H: Get sent to the office, or have to stay after school, because you misbehaved?																
1. Never	71.7	63.1	80.0	72.7	67.5	73.0	69.1	74.0	69.7	75.1	62.4	83.6	66.6	62.0	54.3	52.0
2. Seldom	18.4	24.0	13.1	18.3	19.7	18.4	19.1	17.1	19.7	17.5	20.7	12.2	23.6	23.7	27.2	12.1
3. Sometimes	6.9	8.7	5.1	6.5	7.6	6.0	7.9	6.6	6.9	5.7	11.0	2.9	8.1	10.7	12.1	15.5
4. Often	2.0	2.7	1.5	1.6	3.7	2.0	2.9	1.2	2.3	1.2	3.5	1.0	0.8	2.7	4.8	4.6
5. Almost always	1.0	1.4	0.4	0.8	1.6	0.6	1.0	1.2	1.3	0.5	2.3	0.3	0.8	0.8	1.6	15.9
<i>Item 23160 Subject B01, B07</i>	<i>N</i> 2509	1099	1282	1716	258	537	656	845	471	1873	499	1190	557	256	385	44
A06I: Skip a day of school, or part of a day (without permission)?																
1. Never	45.0	42.1	47.8	48.8	38.5	39.7	51.4	46.0	40.2	47.6	38.0	58.6	34.6	36.3	26.5	28.9
2. Seldom	23.4	24.6	22.7	22.5	32.2	25.4	22.0	24.0	21.9	24.3	20.1	21.6	29.9	28.9	18.3	15.2
3. Sometimes	19.2	19.4	18.5	18.0	18.5	22.7	16.4	16.9	23.3	17.2	24.5	14.7	20.2	24.4	27.5	17.5
4. Often	9.2	9.9	8.5	7.8	8.9	9.4	7.0	9.4	11.9	8.5	11.4	4.2	11.5	8.2	20.2	15.4
5. Almost always	3.2	4.0	2.5	2.9	1.9	2.7	3.2	3.7	2.7	2.3	5.9	0.9	3.8	2.1	7.4	22.9
<i>Item 23170 Subject B01, B06</i>	<i>N</i> 2511	1099	1283	1717	258	537	656	846	472	1874	499	1190	557	256	386	44
A07: Now thinking back to the time when you were in fifth and sixth grade, how often did you . . .																
A07A: Enjoy being in school?																
1. Never	8.3	10.5	5.7	8.4	6.3	7.6	8.0	10.6	5.4	6.5	14.3	6.6	7.8	8.8	11.0	27.7
2. Seldom	12.7	15.9	10.2	14.5	5.4	13.0	13.4	12.7	11.3	11.3	19.4	12.7	10.3	13.1	16.8	3.7
3. Sometimes	25.2	27.7	23.1	26.5	17.8	27.4	25.9	24.2	23.4	25.0	25.7	25.9	22.8	27.1	24.6	28.1
4. Often	28.4	27.4	29.9	28.9	26.7	28.6	27.4	26.0	33.5	29.7	23.3	25.7	31.8	31.6	28.9	32.3
5. Almost always	25.4	18.5	31.1	21.7	43.8	23.3	25.2	26.4	26.4	27.4	17.3	29.1	27.2	19.5	18.8	8.3
<i>Item 23270 Subject B01</i>	<i>N</i> 2501	1092	1282	1710	256	534	654	842	471	1867	497	1185	556	256	384	44
A07B: Hate being in school?																
1. Never	17.7	14.5	20.6	13.8	37.4	16.7	18.2	17.5	18.6	18.8	13.0	19.9	20.8	12.9	11.7	4.2
2. Seldom	31.6	28.4	35.0	32.6	27.2	29.2	30.3	31.9	35.5	33.2	26.4	33.1	32.1	30.3	28.5	30.8
3. Sometimes	27.7	28.3	27.1	29.2	19.2	32.2	27.9	25.3	26.3	27.7	26.8	24.1	28.4	32.4	32.6	29.8
4. Often	13.6	16.8	10.6	14.4	9.5	14.7	13.8	14.0	11.2	13.2	16.2	14.8	10.2	15.9	14.7	8.2
5. Almost always	9.5	12.1	6.8	9.9	6.7	7.2	9.8	11.2	8.4	7.1	17.7	8.1	8.5	8.4	12.4	27.0
<i>Item 23280 Subject B01</i>	<i>N</i> 2499	1092	1280	1710	256	535	654	840	470	1866	497	1184	555	256	383	44

QUESTIONNAIRE FORM 6 2004	TOTAL	SEX		RACE		REGION				COLLEGE PLANS?		ILLICIT DRUG USE: LIFETIME				
		M	F	White	Black	NE	NC	S	W	Yes	No	None	Mari- juana Only	Few Pills	More Pills	Any Her- oin
<i>N (Weighted No. of Cases):</i>	2518	1099	1284	1717	259	539	657	849	474	1874	499	1190	558	256	387	44
<i>% of Weighted Total:</i>	100.0	43.6	51.0	68.2	10.3	21.4	26.1	33.7	18.8	74.4	19.8	47.3	22.2	10.2	15.4	1.7
A07C: Try to do your best work in school?																
1. Never	2.5	3.6	1.1	2.3	3.2	2.2	2.9	2.8	2.0	1.9	3.7	2.1	2.3	3.2	2.1	11.1
2. Seldom	6.4	9.3	4.1	7.0	3.7	6.4	7.2	6.4	5.6	5.6	10.1	5.3	6.1	7.7	9.2	6.8
3. Sometimes	19.2	23.4	15.3	19.4	14.9	19.4	18.9	19.7	18.8	17.1	25.8	16.2	22.5	20.3	21.3	28.1
4. Often	30.5	32.1	28.1	29.9	25.9	29.5	31.8	28.7	33.1	29.9	30.7	29.1	30.5	27.8	33.2	42.0
5. Almost always	41.3	31.5	51.4	41.4	52.4	42.6	39.3	42.5	40.6	45.5	29.6	47.3	38.6	41.0	34.3	12.1
<i>Item 23290 Subject B01</i>	<i>N</i>	<i>2489</i>	<i>1089</i>	<i>1275</i>	<i>1705</i>	<i>528</i>	<i>651</i>	<i>840</i>	<i>469</i>	<i>1857</i>	<i>495</i>	<i>1178</i>	<i>554</i>	<i>256</i>	<i>381</i>	<i>44</i>
A07D: Find the school work too hard to understand?																
1. Never	27.0	30.8	23.9	25.8	30.7	24.9	26.2	29.2	26.6	30.1	17.2	28.0	26.3	25.7	25.8	35.0
2. Seldom	33.4	33.2	34.6	36.3	32.1	33.5	35.6	34.3	28.6	34.2	31.8	32.1	35.2	36.0	33.9	36.1
3. Sometimes	27.8	23.9	30.5	26.5	26.6	29.8	28.0	24.3	31.4	24.9	36.3	28.3	27.1	27.1	27.3	22.0
4. Often	9.0	8.5	8.9	8.8	7.9	9.6	7.6	9.6	9.2	8.7	9.9	9.5	7.6	9.4	9.5	5.5
5. Almost always	2.8	3.6	2.1	2.5	2.8	2.2	2.6	2.6	4.2	2.1	4.7	2.2	3.7	1.9	3.5	1.5
<i>Item 23300 Subject B01</i>	<i>N</i>	<i>2501</i>	<i>1093</i>	<i>1281</i>	<i>1710</i>	<i>534</i>	<i>655</i>	<i>842</i>	<i>470</i>	<i>1865</i>	<i>497</i>	<i>1185</i>	<i>554</i>	<i>256</i>	<i>384</i>	<i>44</i>
A07E: Fool around in class?																
1. Never	21.9	13.5	29.7	20.1	28.4	27.1	19.3	21.7	20.2	22.9	18.5	28.5	16.1	16.0	16.1	8.0
2. Seldom	24.3	21.7	27.0	24.9	25.6	18.8	25.2	26.1	26.2	25.2	21.2	25.8	23.7	25.7	21.3	16.1
3. Sometimes	28.4	29.5	27.0	30.5	18.7	32.4	30.5	24.2	28.7	28.1	28.8	26.6	32.2	30.0	30.2	18.2
4. Often	15.2	20.8	10.5	15.3	15.7	13.9	15.5	15.2	16.0	14.6	17.6	12.1	16.9	18.9	17.4	29.9
5. Almost always	10.1	14.5	5.8	9.1	11.6	7.9	9.5	12.8	8.9	9.2	13.9	7.0	11.0	9.4	15.1	27.8
<i>Item 23310 Subject B01</i>	<i>N</i>	<i>2499</i>	<i>1094</i>	<i>1280</i>	<i>1711</i>	<i>536</i>	<i>655</i>	<i>841</i>	<i>468</i>	<i>1865</i>	<i>497</i>	<i>1186</i>	<i>553</i>	<i>256</i>	<i>383</i>	<i>44</i>
A07F: Fail to complete or turn in your assignments?																
1. Never	42.4	34.8	49.5	43.1	39.3	46.2	42.0	40.7	41.6	46.2	29.3	47.1	41.6	35.6	36.4	39.6
2. Seldom	30.7	29.9	31.8	30.4	38.3	26.1	33.6	32.1	29.6	31.5	30.9	30.6	30.1	31.2	34.3	28.3
3. Sometimes	16.5	21.6	11.4	16.0	15.5	18.5	15.6	16.8	15.1	13.9	23.3	13.8	17.2	20.2	18.2	18.5
4. Often	7.9	11.1	5.0	8.4	4.6	7.0	7.1	7.9	10.2	6.9	11.3	6.7	8.1	11.3	8.6	6.9
5. Almost always	2.5	2.6	2.2	2.2	2.4	2.2	1.7	2.6	3.6	1.6	5.1	1.9	3.0	1.6	2.5	6.7
<i>Item 23320 Subject B01</i>	<i>N</i>	<i>2498</i>	<i>1092</i>	<i>1280</i>	<i>1710</i>	<i>534</i>	<i>654</i>	<i>842</i>	<i>468</i>	<i>1865</i>	<i>497</i>	<i>1185</i>	<i>554</i>	<i>256</i>	<i>384</i>	<i>44</i>
A07G: Get good grades (like As or Bs)?																
1. Never	2.8	3.4	2.0	2.4	3.5	2.5	2.3	3.2	3.2	1.8	6.4	1.8	3.7	2.4	3.0	5.7
2. Seldom	6.6	8.0	5.3	6.2	6.8	6.0	6.0	7.0	7.4	4.2	13.1	5.5	5.7	6.3	10.8	6.8
3. Sometimes	17.2	19.1	14.1	16.5	18.7	20.3	16.8	16.7	15.2	13.9	27.8	15.0	21.3	17.3	15.3	15.8
4. Often	22.8	25.0	21.4	21.5	24.1	21.3	21.7	23.4	24.8	22.2	25.8	22.3	21.6	23.5	24.7	27.6
5. Almost always	50.6	44.5	57.2	53.4	46.8	49.9	53.3	49.7	49.4	57.9	26.8	55.3	47.7	50.4	46.2	44.0
<i>Item 23330 Subject B01</i>	<i>N</i>	<i>2502</i>	<i>1093</i>	<i>1281</i>	<i>1710</i>	<i>536</i>	<i>655</i>	<i>842</i>	<i>470</i>	<i>1866</i>	<i>497</i>	<i>1186</i>	<i>556</i>	<i>256</i>	<i>383</i>	<i>43</i>
A07H: Get sent to the office, or have to stay after school, because you misbehaved?																
1. Never	64.3	51.2	76.9	65.6	60.9	69.8	64.5	62.2	61.8	67.8	54.5	75.3	61.0	55.2	50.5	33.9
2. Seldom	18.9	26.0	13.1	18.6	21.3	16.8	17.5	20.4	20.7	18.6	20.7	15.3	20.3	27.8	22.6	14.0
3. Sometimes	9.3	13.3	5.6	9.5	8.6	7.2	11.3	8.5	10.3	8.0	13.2	5.4	10.6	10.3	14.4	34.0
4. Often	5.1	6.5	3.3	4.4	6.8	4.4	4.3	6.2	4.9	4.0	7.3	3.1	6.0	5.3	7.3	3.9
5. Almost always	2.4	3.1	1.2	1.8	2.4	1.8	2.4	2.7	2.4	1.6	4.3	0.9	2.2	1.3	5.2	14.3
<i>Item 23340 Subject B01, B07</i>	<i>N</i>	<i>2499</i>	<i>1094</i>	<i>1278</i>	<i>1710</i>	<i>535</i>	<i>654</i>	<i>841</i>	<i>469</i>	<i>1865</i>	<i>497</i>	<i>1185</i>	<i>554</i>	<i>256</i>	<i>383</i>	<i>44</i>
A07I: Skip a day of school, or part of a day (without permission)?																
1. Never	86.9	82.5	91.0	87.4	89.2	87.7	85.6	86.9	87.7	90.2	78.6	91.4	86.7	84.0	83.4	62.5
2. Seldom	6.6	8.3	4.8	6.6	6.0	6.2	8.0	5.8	6.3	5.0	10.5	5.0	7.1	8.8	6.4	7.7
3. Sometimes	3.8	5.6	2.1	3.5	2.6	4.5	3.2	3.7	4.0	2.7	6.3	2.3	4.1	4.0	6.1	13.9
4. Often	2.1	2.5	1.8	2.1	1.5	1.6	2.2	2.7	1.6	1.6	3.3	1.2	1.4	2.9	3.5	4.9
5. Almost always	0.7	1.0	0.3	0.4	0.6	-	1.1	0.9	0.5	0.4	1.3	0.1	0.7	0.3	0.7	10.9
<i>Item 23350 Subject B01, B06</i>	<i>N</i>	<i>2496</i>	<i>1090</i>	<i>1280</i>	<i>1708</i>	<i>534</i>	<i>653</i>	<i>840</i>	<i>469</i>	<i>1865</i>	<i>496</i>	<i>1183</i>	<i>554</i>	<i>255</i>	<i>384</i>	<i>44</i>

DESCRIPTIVE RESULTS: 2004

227

QUESTIONNAIRE FORM 6 2004	TOTAL	SEX		RACE		REGION				COLLEGE PLANS?		ILLICIT DRUG USE: LIFETIME				
		M	F	White	Black	NE	NC	S	W	Yes	No	None	Mari- juana Only	Few Pills	More Pills	Any Her- oin
<i>N (Weighted No. of Cases):</i> <i>% of Weighted Total:</i>	2518 100.0	1099 43.6	1284 51.0	1717 68.2	259 10.3	539 21.4	657 26.1	849 33.7	474 18.8	1874 74.4	499 19.8	1190 47.3	558 22.2	256 10.2	387 15.4	44 1.7
A08: How often do your parents (or step-parents or guardians) do the following?																
A08A: Check on whether you have done your homework (NOTE: This question was omitted in the questionnaires administered in California, beginning in 1997, due to state requirements.)																
1. Never	37.0	33.5	40.2	38.0	24.9	39.7	39.3	37.1	25.6	36.7	40.2	29.8	42.4	39.2	51.1	32.6
2. Rarely	27.4	28.6	27.4	27.8	27.4	27.5	25.4	28.6	28.5	27.1	29.0	30.2	26.8	26.4	21.7	37.2
3. Sometimes	19.4	21.6	16.7	18.8	25.0	19.0	20.0	16.9	26.8	18.7	19.1	21.2	15.5	23.0	15.7	7.9
4. Often	16.1	16.2	15.7	15.4	22.7	13.7	15.3	17.3	19.1	17.5	11.7	18.8	15.3	11.4	11.6	22.3
<i>Item 25180 Subject M03</i>	<i>N</i> 2306	1000	1188	1629	244	536	652	845	274	1713	472	1086	521	236	359	37
A08B: Provide help with your homework when it's needed (NOTE: This question was omitted in the questionnaires administered in California, beginning in 1997, due to state requirements.)																
1. Never	24.2	24.8	23.6	21.9	24.4	26.5	22.5	26.0	18.4	25.0	22.0	22.0	27.2	18.2	29.1	31.4
2. Rarely	18.8	19.8	18.2	18.7	18.4	19.2	17.8	18.3	22.3	18.2	21.3	17.3	19.9	20.2	21.9	13.8
3. Sometimes	27.1	26.1	28.1	27.5	26.4	30.7	26.3	24.8	28.9	26.2	28.2	28.3	25.2	26.2	27.0	21.7
4. Often	29.9	29.3	30.2	32.0	30.8	23.7	33.4	30.9	30.4	30.6	28.5	32.4	27.7	35.4	22.0	33.1
<i>Item 25190 Subject M03</i>	<i>N</i> 2303	999	1186	1626	244	535	649	845	274	1711	472	1083	521	236	359	37
A08C: Require you to do work or chores around the home (NOTE: This question was omitted in the questionnaires administered in California, beginning in 1997, due to state requirements.)																
1. Never	7.7	8.2	7.2	7.4	6.5	7.3	7.4	8.6	6.3	7.6	8.9	5.0	8.2	6.5	14.2	18.6
2. Rarely	14.7	14.1	14.8	15.9	9.8	16.5	16.5	12.9	12.9	13.5	17.3	13.7	13.6	20.3	16.7	10.3
3. Sometimes	29.6	30.8	27.9	30.6	19.9	34.1	30.8	24.6	33.9	29.4	30.7	30.3	29.0	30.0	27.8	37.1
4. Often	47.9	46.9	50.1	46.2	63.8	42.0	45.3	53.9	47.0	49.5	43.2	50.9	49.2	43.3	41.3	34.0
<i>Item 25200 Subject M03</i>	<i>N</i> 2300	996	1187	1626	245	533	649	844	274	1711	471	1083	521	236	358	37
A08D: Limit the amount of time you can spend watching TV (NOTE: This question was omitted in the questionnaires administered in California, beginning in 1997, due to state requirements.)																
1. Never	68.8	67.5	70.6	70.0	69.1	66.8	70.2	70.3	64.9	67.7	73.7	61.4	75.5	71.1	78.7	88.1
2. Rarely	17.2	19.0	15.6	17.4	17.0	16.8	18.0	15.3	21.6	17.9	14.7	20.5	16.4	13.6	11.5	8.5
3. Sometimes	10.0	10.1	9.6	9.2	9.7	11.7	8.7	10.7	8.1	10.3	8.7	12.6	6.2	11.2	7.9	3.4
4. Often	4.0	3.5	4.2	3.4	4.1	4.7	3.0	3.8	5.5	4.2	2.8	5.4	1.9	4.1	2.0	-
<i>Item 25210 Subject M03</i>	<i>N</i> 2304	998	1188	1628	245	536	649	845	274	1712	472	1086	521	235	360	37
A08E: Limit the amount of time you can go out with friends on school nights (NOTE: This question was omitted in the questionnaires administered in California, beginning in 1997, due to state requirements.)																
1. Never	26.4	29.9	23.0	25.8	23.9	26.7	24.9	27.9	24.7	24.5	30.6	24.2	25.9	23.0	31.3	51.8
2. Rarely	20.4	20.1	20.4	21.0	24.3	20.5	20.8	20.0	20.1	21.1	18.5	18.8	21.0	23.2	23.6	15.7
3. Sometimes	24.7	25.4	24.1	24.7	24.0	26.5	25.0	23.6	24.3	25.2	22.9	27.3	22.4	28.6	20.6	3.8
4. Often	28.5	24.6	32.5	28.5	27.8	26.3	29.3	28.5	30.9	29.2	28.0	29.6	30.6	25.2	24.6	28.6
<i>Item 25220 Subject M03</i>	<i>N</i> 2303	997	1188	1627	245	536	649	845	273	1712	472	1086	520	236	359	37
A09: To what extent have you participated in the following school activities during this school year?																
A09A: School newspaper or yearbook																
1. Not at all	74.9	81.3	68.9	73.5	79.9	72.8	78.5	73.1	75.6	71.5	86.0	72.5	76.9	71.7	81.1	91.6
2. Slight	9.8	9.1	10.7	10.4	7.5	10.1	8.9	9.2	11.8	11.5	4.5	9.5	10.7	12.7	7.3	3.3
3. Moderate	4.3	3.1	5.3	4.3	5.1	4.2	2.9	6.0	3.2	4.4	3.6	4.7	3.1	3.8	4.7	5.1
4. Considerable	3.1	2.2	4.0	2.9	4.1	4.3	2.5	3.6	1.8	3.2	2.0	3.3	3.4	1.3	3.7	-
5. Great extent	7.9	4.3	11.1	8.8	3.4	8.6	7.2	8.1	7.7	9.4	3.9	10.0	5.9	10.5	3.3	-
<i>Item 22170 Subject B01, C07</i>	<i>N</i> 2499	1090	1282	1711	256	534	649	845	472	1868	497	1184	556	256	386	43

QUESTIONNAIRE FORM 6 2004	TOTAL	SEX		RACE		REGION				COLLEGE PLANS?		ILLICIT DRUG USE: LIFETIME					
		M	F	White	Black	NE	NC	S	W	Yes	No	None	Mari- juana Only	Few Pills	More Pills	Any Her- oin	
<i>N (Weighted No. of Cases):</i>	2518	1099	1284	1717	259	539	657	849	474	1874	499	1190	558	256	387	44	
<i>% of Weighted Total:</i>	100.0	43.6	51.0	68.2	10.3	21.4	26.1	33.7	18.8	74.4	19.8	47.3	22.2	10.2	15.4	1.7	
A09B: Music or other performing arts																	
1. Not at all	59.4	67.0	52.3	59.1	61.3	64.9	59.3	58.3	55.4	56.0	70.7	55.9	65.2	56.9	63.1	70.5	
2. Slight	7.8	7.0	8.7	7.5	7.1	6.6	8.2	7.5	9.0	8.1	5.9	7.9	7.2	9.8	7.0	1.9	
3. Moderate	7.8	6.8	8.4	7.3	8.7	7.1	6.2	8.9	8.7	7.1	9.4	6.6	7.3	8.6	10.6	5.5	
4. Considerable	7.0	6.0	8.0	7.0	9.2	5.1	7.9	7.8	6.5	7.7	4.4	8.2	5.7	6.7	4.7	2.7	
5. Great extent	18.1	13.2	22.6	19.1	13.7	16.3	18.4	17.5	20.4	21.1	9.6	21.3	14.8	18.0	14.6	19.5	
<i>Item 22180 Subject B01, C07</i>	<i>N</i>	<i>2498</i>	<i>1090</i>	<i>1282</i>	<i>1711</i>	<i>255</i>	<i>534</i>	<i>649</i>	<i>844</i>	<i>472</i>	<i>1868</i>	<i>497</i>	<i>1184</i>	<i>556</i>	<i>256</i>	<i>385</i>	<i>43</i>
A09C: Athletic teams																	
1. Not at all	44.4	39.0	48.4	42.6	44.1	38.9	41.7	47.8	48.4	40.2	60.4	46.7	36.2	46.5	49.8	42.4	
2. Slight	7.7	8.0	7.5	6.9	9.3	7.7	8.3	7.2	7.7	7.5	8.5	6.6	8.4	5.8	9.1	10.8	
3. Moderate	8.1	7.3	9.1	8.5	7.5	8.1	9.9	7.2	7.5	7.8	8.4	8.2	7.1	9.7	7.9	6.7	
4. Considerable	11.0	11.5	10.9	12.1	6.7	13.5	11.5	10.2	8.9	12.0	7.7	9.9	13.8	13.0	10.4	1.9	
5. Great extent	28.7	34.2	24.1	29.9	32.4	31.7	28.6	27.6	27.5	32.5	14.9	28.5	34.6	25.0	22.8	38.2	
<i>Item 22190 Subject B01, C07</i>	<i>N</i>	<i>2496</i>	<i>1092</i>	<i>1278</i>	<i>1708</i>	<i>256</i>	<i>533</i>	<i>647</i>	<i>845</i>	<i>471</i>	<i>1865</i>	<i>495</i>	<i>1183</i>	<i>554</i>	<i>256</i>	<i>386</i>	<i>43</i>
A09D: Academic clubs (e.g., science, math, language)																	
1. Not at all	67.2	73.6	60.9	66.3	72.6	67.0	68.6	63.7	71.7	62.6	84.3	63.2	70.6	70.2	73.2	81.3	
2. Slight	9.6	7.9	11.6	10.2	6.2	9.5	8.9	10.0	10.0	10.6	6.5	9.5	9.8	8.4	10.2	10.1	
3. Moderate	9.8	8.7	10.9	10.6	8.0	11.5	10.9	9.4	7.0	11.0	4.9	11.4	9.9	6.8	7.0	6.8	
4. Considerable	6.3	4.6	7.7	5.9	5.3	6.0	7.2	6.4	5.4	7.3	2.2	8.4	4.0	5.1	4.0	-	
5. Great extent	7.1	5.2	9.0	7.0	7.8	6.0	4.4	10.6	5.9	8.5	2.1	7.5	5.7	9.5	5.7	1.9	
<i>Item 23360 Subject B01, C07</i>	<i>N</i>	<i>2496</i>	<i>1090</i>	<i>1280</i>	<i>1710</i>	<i>256</i>	<i>532</i>	<i>648</i>	<i>845</i>	<i>472</i>	<i>1867</i>	<i>496</i>	<i>1183</i>	<i>555</i>	<i>256</i>	<i>385</i>	<i>43</i>
A09E: Student council or government																	
1. Not at all	78.7	82.8	75.1	78.6	77.3	82.0	80.1	74.1	81.0	76.8	86.3	77.8	80.6	75.5	81.4	91.2	
2. Slight	6.6	6.2	6.6	6.1	8.3	6.1	6.4	7.3	6.4	7.0	4.6	6.4	6.5	7.1	6.6	-	
3. Moderate	4.9	4.2	5.4	4.7	4.7	2.2	4.6	7.2	4.4	4.9	4.3	4.9	4.3	5.1	5.7	-	
4. Considerable	4.0	3.0	5.0	4.1	4.9	4.7	2.5	5.4	2.9	4.4	2.9	4.9	2.4	3.8	3.5	4.8	
5. Great extent	5.8	3.7	7.9	6.5	4.8	5.1	6.3	6.0	5.3	6.9	2.0	6.0	6.2	8.5	2.7	4.0	
<i>Item 23370 Subject B01, C07</i>	<i>N</i>	<i>2496</i>	<i>1089</i>	<i>1281</i>	<i>1710</i>	<i>256</i>	<i>533</i>	<i>649</i>	<i>844</i>	<i>470</i>	<i>1866</i>	<i>497</i>	<i>1184</i>	<i>555</i>	<i>256</i>	<i>386</i>	<i>43</i>
A09F: Other school clubs or activities																	
1. Not at all	39.4	47.3	31.3	38.4	37.1	42.7	40.4	33.8	44.3	32.3	62.5	34.0	42.1	34.7	50.6	65.4	
2. Slight	12.5	12.5	12.6	12.5	11.4	12.4	13.1	11.7	13.2	13.3	10.2	12.7	12.7	13.3	12.0	3.3	
3. Moderate	17.5	18.9	16.8	18.8	16.0	17.6	16.8	19.0	15.7	18.8	13.2	17.8	18.9	16.1	16.7	16.5	
4. Considerable	13.5	10.5	16.2	13.7	14.3	14.1	13.1	14.5	11.5	15.5	6.3	16.6	10.3	16.7	7.7	4.1	
5. Great extent	17.1	10.8	23.1	16.7	21.2	13.2	16.6	21.0	15.3	20.2	7.8	18.8	16.1	19.2	13.0	10.7	
<i>Item 22200 Subject B01, C07</i>	<i>N</i>	<i>2497</i>	<i>1091</i>	<i>1281</i>	<i>1710</i>	<i>255</i>	<i>533</i>	<i>649</i>	<i>844</i>	<i>472</i>	<i>1866</i>	<i>497</i>	<i>1185</i>	<i>556</i>	<i>256</i>	<i>386</i>	<i>43</i>
A10: Have you ever had to repeat a grade in school?																	
1. No	92.0	90.3	94.2	94.3	87.0	91.6	93.6	90.2	93.3	94.8	83.7	93.2	92.3	90.7	93.3	86.7	
2. Yes, one time	6.9	8.2	5.3	5.1	10.5	7.2	5.5	8.2	6.2	4.9	13.3	6.0	7.5	7.9	6.1	9.7	
3. Yes, two or more times	1.1	1.5	0.5	0.6	2.6	1.2	0.8	1.6	0.4	0.3	2.9	0.8	0.2	1.4	0.6	3.6	
<i>Item 23530 Subject B01</i>	<i>N</i>	<i>2497</i>	<i>1092</i>	<i>1281</i>	<i>1710</i>	<i>257</i>	<i>536</i>	<i>648</i>	<i>842</i>	<i>472</i>	<i>1867</i>	<i>497</i>	<i>1186</i>	<i>556</i>	<i>255</i>	<i>385</i>	<i>43</i>
A11: Did you ever attend summer school to make up for poor grades or to keep from being held back?																	
1. No	78.6	76.6	81.6	85.0	58.6	81.1	81.6	77.5	73.6	82.9	68.6	82.3	78.0	78.7	73.9	78.0	
2. Yes, one summer	14.8	14.4	14.3	11.2	25.3	12.2	13.3	16.8	16.3	12.4	20.5	12.4	14.4	14.2	20.0	15.5	
3. Yes, two summers	4.9	6.1	3.5	2.7	11.3	5.6	3.7	4.3	6.6	3.5	7.9	3.8	6.3	5.4	4.2	1.6	
4. Yes, three or more summers	1.7	2.9	0.7	1.1	4.9	1.2	1.4	1.4	3.4	1.2	2.9	1.5	1.3	1.7	1.9	4.8	
<i>Item 23540 Subject B01</i>	<i>N</i>	<i>2499</i>	<i>1092</i>	<i>1283</i>	<i>1711</i>	<i>257</i>	<i>536</i>	<i>649</i>	<i>844</i>	<i>472</i>	<i>1868</i>	<i>497</i>	<i>1186</i>	<i>556</i>	<i>256</i>	<i>385</i>	<i>43</i>
A12: Have you ever been suspended or expelled from school?																	
1. No	76.9	70.8	84.1	80.2	58.5	81.3	77.9	73.3	77.2	80.5	68.1	85.8	73.8	73.0	64.4	48.9	
2. Yes, one time	14.8	16.8	12.1	12.8	23.4	13.2	14.6	16.5	13.8	13.5	16.9	10.2	16.2	16.9	23.0	15.1	
3. Yes, two or more times	8.3	12.4	3.9	7.0	18.1	5.5	7.5	10.2	9.0	6.0	15.0	3.9	10.0	10.2	12.7	35.9	
<i>Item 25140 Subject B07</i>	<i>N</i>	<i>2495</i>	<i>1090</i>	<i>1281</i>	<i>1711</i>	<i>255</i>	<i>536</i>	<i>649</i>	<i>842</i>	<i>469</i>	<i>1868</i>	<i>496</i>	<i>1184</i>	<i>555</i>	<i>256</i>	<i>385</i>	<i>43</i>

DESCRIPTIVE RESULTS: 2004

229

QUESTIONNAIRE FORM 6 2004	TOTAL	SEX		RACE		REGION				COLLEGE PLANS?		ILLICIT DRUG USE: LIFETIME				
		M	F	White	Black	NE	NC	S	W	Yes	No	None	Mari- juana Only	Few Pills	More Pills	Any Her- oin
<i>N (Weighted No. of Cases):</i>	2518	1099	1284	1717	259	539	657	849	474	1874	499	1190	558	256	387	44
<i>% of Weighted Total:</i>	100.0	43.6	51.0	68.2	10.3	21.4	26.1	33.7	18.8	74.4	19.8	47.3	22.2	10.2	15.4	1.7
A13: During the LAST FOUR WEEKS, on how many days (if any) did you carry a gun to school?																
1. None	97.1	95.5	99.4	97.5	98.1	98.4	96.9	96.7	96.6	98.0	95.4	99.1	98.5	99.2	92.8	74.4
2. One day	0.5	0.7	-	0.3	0.5	-	0.9	0.2	0.9	0.2	0.7	0.2	0.1	-	1.0	1.2
3. Two days	0.2	0.3	0.1	0.2	-	0.3	0.1	0.2	0.3	0.2	-	0.1	-	-	0.5	-
4. 3-5 days	0.4	0.6	0.3	0.2	0.4	-	0.7	0.3	0.8	0.3	0.9	0.1	0.5	-	1.4	1.8
5. 6-9 days	0.3	0.5	*	0.3	-	0.3	0.1	0.6	-	0.3	0.1	*	-	-	1.2	1.5
6. 10 or more days	1.5	2.4	0.2	1.3	1.1	1.0	1.3	1.9	1.5	1.0	2.8	0.5	0.9	0.8	3.1	21.1
<i>Item 29590 Subject B07, S01</i>	<i>N</i> 2493	1090	1280	1709	255	536	648	841	469	1866	496	1183	555	256	384	43
A14: During the past 12 months, has anyone made an offer at school to sell or give you an illegal drug (or actually sold or given you one at school)?																
1. No	74.4	66.6	82.1	74.9	79.7	74.0	77.0	74.3	71.4	76.2	69.6	91.1	71.7	59.7	42.5	28.8
2. Yes	25.6	33.4	17.9	25.1	20.3	26.0	23.0	25.7	28.6	23.8	30.4	8.9	28.3	40.3	57.5	71.2
<i>Item 25820 Subject A03a</i>	<i>N</i> 2485	1088	1277	1706	255	533	642	840	470	1861	495	1184	553	256	382	43
A15: In your present school, how vigorous are the teachers and administrators in their attempts to prevent students from . . .																
A15A: Smoking?																
1. Not at all	13.5	13.6	12.9	12.5	12.0	11.5	14.0	14.4	13.5	13.5	12.7	13.6	14.3	8.1	12.6	18.6
2. Slightly	17.6	17.0	18.2	18.8	13.3	19.7	21.3	13.1	18.0	18.0	17.1	15.5	19.2	18.3	21.9	9.7
3. Somewhat	19.2	16.8	21.6	21.1	11.1	24.4	18.6	17.2	17.4	20.1	16.0	17.6	20.2	23.1	20.3	26.1
4. Fairly vigorous	18.3	19.5	17.7	20.9	12.9	18.6	17.2	19.1	17.9	18.5	19.3	18.0	18.1	22.8	17.3	22.6
5. Very vigorous	15.4	15.5	15.4	13.6	24.9	14.8	12.9	18.9	13.0	15.3	14.3	17.6	13.1	13.3	14.6	11.7
8. Don't know	16.1	17.7	14.2	13.1	25.8	11.0	15.9	17.3	20.1	14.6	20.7	17.7	14.9	14.5	13.4	11.3
<i>Item 23550 Subject A10a, B01</i>	<i>N</i> 2486	1087	1279	1705	256	534	642	842	467	1863	495	1185	553	255	382	43
A15B: Drinking?																
1. Not at all	12.4	12.3	11.3	11.4	10.0	11.8	11.4	13.3	12.8	11.5	13.9	11.1	13.9	7.7	13.3	18.5
2. Slightly	16.2	15.5	17.6	17.6	11.8	17.3	19.6	12.3	17.3	16.8	14.0	15.1	18.0	19.6	16.6	11.5
3. Somewhat	17.2	14.3	20.1	18.4	10.6	21.3	18.1	15.3	14.7	18.8	14.3	16.5	17.1	17.2	20.5	22.1
4. Fairly vigorous	16.4	17.6	15.5	19.1	11.9	15.4	18.0	14.2	19.5	17.0	15.5	16.0	17.2	17.3	16.3	23.0
5. Very vigorous	19.1	18.9	19.3	17.9	24.4	18.8	14.8	23.9	16.5	18.8	19.6	20.7	17.1	24.7	15.6	10.7
8. Don't know	18.7	21.4	16.2	15.7	31.4	15.4	18.1	21.0	19.1	17.1	22.6	20.7	16.7	13.5	17.7	14.1
<i>Item 23560 Subject A10a, B01</i>	<i>N</i> 2486	1088	1279	1705	256	534	643	842	467	1862	496	1185	553	254	382	43
A15C: Drug use?																
1. Not at all	10.0	10.2	8.8	8.5	10.4	9.2	9.2	11.3	9.7	9.5	9.9	9.7	11.1	5.5	7.8	17.4
2. Slightly	13.2	13.1	13.5	13.6	10.9	15.0	13.7	10.4	15.3	13.9	11.5	10.8	15.9	15.0	16.6	7.8
3. Somewhat	15.6	13.5	17.9	17.0	9.6	19.1	17.5	12.8	13.8	17.0	11.8	15.1	15.1	17.1	17.8	20.5
4. Fairly vigorous	18.4	18.3	19.0	21.0	11.3	18.2	22.8	14.4	20.1	18.5	20.1	19.2	17.2	18.5	19.0	17.2
5. Very vigorous	25.1	24.9	25.5	25.2	29.3	22.0	21.3	31.9	21.9	24.6	26.4	24.9	25.1	32.0	23.6	21.2
8. Don't know	17.6	20.0	15.3	14.6	28.5	16.5	15.5	19.1	19.2	16.5	20.3	20.1	15.6	11.8	15.2	15.8
<i>Item 23570 Subject A10a, B01</i>	<i>N</i> 2485	1087	1278	1704	257	534	643	842	466	1862	494	1185	553	254	383	43
A16: How severe do you think the consequences would be for a student in your school who gets caught . . .																
A16A: Smoking?																
1. No consequences	4.1	5.0	2.8	4.1	2.0	5.5	4.0	2.9	4.9	3.9	4.6	3.5	3.8	2.5	5.7	11.3
2. Mild	32.1	31.7	32.9	35.5	13.6	31.9	39.4	28.5	28.7	33.3	30.6	27.0	32.1	37.5	43.5	39.1
3. Moderate	33.4	32.9	34.8	35.2	26.5	36.2	33.4	32.6	31.8	33.2	36.2	33.1	36.1	34.7	32.2	25.6
4. Severe	21.9	22.4	21.1	18.5	45.1	17.1	16.4	27.8	24.4	21.9	20.8	26.4	21.2	18.1	14.2	5.3
8. Don't know	8.5	8.0	8.4	6.6	12.8	9.3	6.9	8.2	10.1	7.7	7.7	9.9	6.8	7.2	4.5	18.6
<i>Item 23580 Subject A10a, B01</i>	<i>N</i> 2479	1083	1278	1704	255	533	640	840	465	1860	495	1180	553	255	382	43
A16B: Using (or possessing) alcohol?																
1. No consequences	1.8	1.5	1.5	1.5	1.6	1.3	2.4	2.2	1.1	1.4	3.1	1.9	1.1	0.4	1.6	6.8
2. Mild	7.6	7.8	7.7	7.3	5.7	7.8	8.9	6.9	7.2	7.8	7.6	7.3	8.3	4.6	9.2	11.6
3. Moderate	29.4	29.9	30.1	31.1	19.3	30.7	29.6	26.7	32.6	29.8	29.4	28.4	29.7	30.7	29.9	41.9
4. Severe	52.3	51.9	52.3	53.3	60.2	50.8	50.4	56.2	49.7	53.1	50.7	52.0	53.3	59.8	52.9	21.8
8. Don't know	8.8	8.9	8.4	7.0	13.1	9.5	8.8	8.0	9.4	7.8	9.2	10.3	7.5	4.5	6.3	17.9
<i>Item 23590 Subject A10a, B01</i>	<i>N</i> 2478	1083	1278	1705	255	534	640	840	464	1860	495	1181	553	253	382	43

*=less than .05 percent.

QUESTIONNAIRE FORM 6 2004	TOTAL	SEX		RACE		REGION				COLLEGE PLANS?		ILLCIT DRUG USE: LIFETIME				
		M	F	White	Black	NE	NC	S	W	Yes	No	None	Mari- juana Only	Few Pills	More Pills	Any Her- oin
<i>N (Weighted No. of Cases):</i>	2518	1099	1284	1717	259	539	657	849	474	1874	499	1190	558	256	387	44
<i>% of Weighted Total:</i>	100.0	43.6	51.0	68.2	10.3	21.4	26.1	33.7	18.8	74.4	19.8	47.3	22.2	10.2	15.4	1.7
A16C: Using (or possessing) an illegal drug?																
1. No consequences	1.5	1.6	1.0	1.1	2.0	1.9	1.3	1.8	1.1	1.2	2.8	1.4	0.7	0.6	2.0	6.8
2. Mild	3.5	3.2	3.7	3.1	2.2	2.9	2.8	3.9	4.1	3.6	3.3	3.4	2.2	1.8	5.2	10.5
3. Moderate	11.4	11.2	11.6	11.9	6.3	12.1	11.8	7.6	16.6	11.2	11.3	9.2	13.7	12.9	11.6	22.6
4. Severe	75.8	75.4	76.7	77.8	78.6	74.4	76.5	80.1	68.7	77.0	74.7	76.5	76.8	80.5	76.2	43.3
8. Don't know	7.9	8.5	7.1	6.0	10.8	8.6	7.6	6.6	9.6	7.0	7.9	9.5	6.6	4.2	5.1	16.7
<i>Item 23600 Subject A10a, B01</i>	<i>N</i> 2476	1081	1277	1700	256	534	638	838	467	1860	492	1177	554	255	381	43
A17: The next questions ask for your opinions on the effects of using certain drugs and other substances. How much do you think people risk harming themselves (physically or in other ways), if they . . .																
A17A: Smoke one or more packs of cigarettes per day																
1. No risk	2.5	2.7	1.9	1.6	3.2	2.3	2.1	3.2	2.0	1.9	3.9	1.1	1.4	0.7	5.7	15.8
2. Slight risk	4.8	5.4	4.3	4.5	3.4	4.9	4.6	5.5	3.4	4.0	7.0	3.3	4.7	4.5	7.7	12.1
3. Moderate risk	20.0	22.4	18.4	22.1	11.7	16.7	22.3	21.1	18.6	19.6	23.1	17.7	19.7	26.5	24.8	17.1
4. Great risk	71.2	67.6	74.0	70.8	79.0	74.7	69.4	69.1	73.2	73.1	63.6	74.9	73.9	67.5	61.7	52.4
5. Can't say, drug unfamiliar	1.6	1.9	1.5	0.9	2.7	1.4	1.6	1.1	2.8	1.4	2.4	3.0	0.3	0.7	-	2.7
<i>Item 12360 Subject A14a</i>	<i>N</i> 2483	1087	1280	1707	255	533	640	843	468	1865	496	1184	555	256	383	43
A17B: Try marijuana once or twice																
1. No risk	32.7	39.9	26.2	34.7	21.0	41.3	30.2	27.8	35.1	31.5	36.3	13.6	44.5	46.6	63.6	45.8
2. Slight risk	33.6	32.5	35.8	35.6	34.2	31.8	36.4	33.3	32.1	35.2	30.5	35.7	35.7	36.2	24.4	31.2
3. Moderate risk	15.2	10.8	18.5	14.5	15.4	10.8	17.5	17.0	13.9	16.3	11.7	20.8	11.3	9.3	7.8	15.0
4. Great risk	15.1	13.3	16.0	12.8	24.1	13.0	13.3	18.8	13.4	13.8	17.4	23.8	8.1	6.2	3.8	5.3
5. Can't say, drug unfamiliar	3.5	3.4	3.5	2.3	5.2	3.1	2.7	3.2	5.5	3.2	4.1	6.1	0.5	1.8	0.4	2.7
<i>Item 12370 Subject A14a</i>	<i>N</i> 2483	1088	1277	1706	256	533	641	841	468	1863	496	1182	555	256	383	43
A17C: Smoke marijuana occasionally																
1. No risk	13.0	16.9	8.9	13.6	9.1	14.4	10.5	13.6	13.9	11.3	17.0	3.7	12.1	18.3	35.0	35.4
2. Slight risk	27.4	27.7	27.4	29.7	16.7	35.3	28.6	22.2	26.3	28.3	25.9	16.0	39.0	39.6	37.5	38.4
3. Moderate risk	32.6	32.4	33.7	35.0	32.6	30.2	35.6	32.4	31.5	34.3	29.4	38.5	32.6	29.2	19.7	22.5
4. Great risk	23.6	19.5	26.7	19.6	36.7	17.3	22.3	28.7	23.3	22.9	24.0	35.8	15.6	11.1	7.5	1.0
5. Can't say, drug unfamiliar	3.4	3.5	3.3	2.2	4.9	2.8	3.0	3.1	5.0	3.2	3.7	5.9	0.6	1.7	0.4	2.7
<i>Item 12380 Subject A14a</i>	<i>N</i> 2482	1087	1278	1706	257	531	642	842	467	1862	497	1181	555	256	383	43
A17D: Smoke marijuana regularly																
1. No risk	7.0	8.8	4.4	6.4	6.1	7.0	5.1	7.9	7.7	5.7	9.5	1.9	5.6	7.2	19.9	26.8
2. Slight risk	10.2	12.2	9.0	10.4	7.2	13.2	7.2	9.3	12.4	9.6	12.0	4.2	11.1	17.0	22.8	15.8
3. Moderate risk	24.1	25.4	22.8	25.7	18.2	27.3	25.6	21.2	23.3	25.5	20.2	15.1	33.3	35.0	29.7	35.3
4. Great risk	55.5	50.2	60.6	55.4	63.9	49.7	59.3	58.3	52.1	56.2	54.6	73.1	49.3	39.0	27.2	19.4
5. Can't say, drug unfamiliar	3.3	3.4	3.2	2.1	4.7	2.7	2.9	3.2	4.4	3.1	3.7	5.7	0.6	1.7	0.4	2.7
<i>Item 12390 Subject A14a</i>	<i>N</i> 2478	1084	1278	1704	255	533	641	838	467	1863	493	1182	554	256	382	43
A17E: Try cocaine once or twice																
1. No risk	5.5	7.0	3.5	4.7	4.6	5.3	4.8	6.4	5.0	4.2	8.9	1.7	3.7	4.7	16.4	15.0
2. Slight risk	15.9	18.2	14.5	17.2	9.4	19.4	14.2	13.1	19.2	15.6	16.6	12.4	13.0	18.3	28.2	34.0
3. Moderate risk	23.5	23.1	24.1	25.7	14.8	27.7	27.9	18.7	20.9	24.8	20.7	24.4	23.6	26.2	21.6	15.8
4. Great risk	49.5	45.3	52.8	47.8	64.7	42.8	48.0	57.2	45.2	50.3	46.9	53.5	57.0	45.6	31.2	28.3
5. Can't say, drug unfamiliar	5.7	6.4	5.2	4.6	6.5	4.7	5.1	4.6	9.6	5.1	6.9	8.0	2.7	5.2	2.6	7.0
<i>Item 12490 Subject A14a</i>	<i>N</i> 2471	1081	1276	1703	251	531	642	834	464	1858	493	1181	552	252	380	43
A17F: Take one or two drinks nearly every day																
1. No risk	9.0	13.6	4.7	9.1	5.0	8.6	9.0	10.3	7.2	7.2	14.8	5.6	7.7	7.2	19.1	29.2
2. Slight risk	21.0	27.1	16.1	21.6	17.0	22.9	21.6	20.0	20.0	19.9	25.0	16.5	25.5	24.0	25.3	25.4
3. Moderate risk	36.1	34.7	38.4	38.5	30.1	36.5	38.7	34.7	34.6	37.7	31.4	36.1	36.5	42.5	35.0	27.9
4. Great risk	31.9	22.4	39.1	29.6	45.6	30.5	28.6	33.7	34.5	33.5	26.3	38.4	29.8	25.2	20.6	13.4
5. Can't say, drug unfamiliar	2.0	2.2	1.7	1.2	2.4	1.5	2.1	1.3	3.8	1.7	2.5	3.4	0.5	1.0	-	4.1
<i>Item 12520 Subject A14a</i>	<i>N</i> 2482	1086	1278	1706	256	534	639	843	467	1863	495	1185	552	256	383	43

DESCRIPTIVE RESULTS: 2004

231

QUESTIONNAIRE FORM 6 2004	TOTAL	SEX		RACE		REGION				COLLEGE PLANS?		ILLICIT DRUG USE: LIFETIME				
		M	F	White	Black	NE	NC	S	W	Yes	No	None	Mari- juana Only	Few Pills	More Pills	Any Her- oin
<i>N (Weighted No. of Cases):</i>	2518	1099	1284	1717	259	539	657	849	474	1874	499	1190	558	256	387	44
<i>% of Weighted Total:</i>	100.0	43.6	51.0	68.2	10.3	21.4	26.1	33.7	18.8	74.4	19.8	47.3	22.2	10.2	15.4	1.7
A17G: Take four or five drinks nearly every day																
1. No risk	3.7	5.0	2.3	3.2	2.4	3.9	3.3	4.0	3.7	2.7	6.8	1.9	2.1	3.2	9.2	13.7
2. Slight risk	5.6	9.1	2.6	6.0	3.4	4.9	6.0	5.9	5.3	4.5	9.2	4.0	5.5	6.0	9.1	13.1
3. Moderate risk	19.9	25.0	15.3	20.1	16.5	18.8	21.5	19.7	19.2	18.8	23.9	14.0	23.7	23.9	28.5	26.1
4. Great risk	68.4	58.1	78.0	69.2	75.2	70.2	67.1	68.7	67.7	72.0	57.1	76.5	67.4	66.0	53.2	42.9
5. Can't say, drug unfamiliar	2.3	2.9	1.8	1.5	2.5	2.2	2.1	1.7	4.1	2.0	3.0	3.6	1.4	1.0	-	4.1
<i>Item 12530 Subject A14a</i>	<i>N 2474</i>	<i>1085</i>	<i>1274</i>	<i>1703</i>	<i>256</i>	<i>531</i>	<i>641</i>	<i>838</i>	<i>464</i>	<i>1859</i>	<i>496</i>	<i>1180</i>	<i>552</i>	<i>256</i>	<i>381</i>	<i>43</i>
A17H: Have five or more drinks once or twice each weekend																
1. No risk	7.0	9.4	4.3	6.6	4.2	8.9	5.8	7.2	6.4	5.1	12.3	2.8	7.7	7.2	15.1	18.4
2. Slight risk	17.3	20.1	15.6	19.9	7.7	20.9	17.6	15.1	17.0	16.8	19.1	7.2	22.1	26.0	35.9	21.9
3. Moderate risk	27.8	27.6	28.4	29.6	20.3	28.4	30.3	25.0	29.0	29.3	24.2	26.2	30.6	33.9	25.4	38.6
4. Great risk	45.5	40.2	49.8	42.6	65.6	40.0	44.1	51.0	43.9	47.0	41.3	60.0	38.9	31.9	23.6	15.4
5. Can't say, drug unfamiliar	2.3	2.6	1.9	1.4	2.2	1.8	2.2	1.8	3.8	1.8	3.1	3.8	0.6	1.0	-	5.7
<i>Item 12540 Subject A14a</i>	<i>N 2481</i>	<i>1087</i>	<i>1278</i>	<i>1704</i>	<i>256</i>	<i>531</i>	<i>640</i>	<i>843</i>	<i>467</i>	<i>1861</i>	<i>496</i>	<i>1183</i>	<i>553</i>	<i>256</i>	<i>383</i>	<i>43</i>
A17I: Take steroids for body-building or improved athletic performance																
1. No risk	2.8	3.4	1.7	1.3	4.2	2.6	1.7	4.0	2.5	1.8	4.9	1.8	1.4	1.8	4.8	15.6
2. Slight risk	8.1	10.3	6.7	8.9	7.9	7.8	8.5	8.8	6.7	8.0	9.3	6.1	10.5	7.6	10.7	19.4
3. Moderate risk	26.3	28.9	24.6	29.1	14.7	31.1	30.3	20.4	25.6	26.7	26.9	22.5	28.7	33.6	31.5	22.0
4. Great risk	55.7	50.1	59.9	54.9	62.6	53.1	53.2	59.7	55.2	57.5	49.4	61.3	54.7	50.2	47.3	32.1
5. Can't say, drug unfamiliar	7.0	7.3	7.1	5.8	10.6	5.4	6.2	7.1	10.0	5.9	9.5	8.3	4.7	6.9	5.7	10.9
<i>Item 24510 Subject A14a</i>	<i>N 2474</i>	<i>1084</i>	<i>1276</i>	<i>1704</i>	<i>255</i>	<i>534</i>	<i>641</i>	<i>838</i>	<i>463</i>	<i>1860</i>	<i>495</i>	<i>1180</i>	<i>554</i>	<i>255</i>	<i>380</i>	<i>43</i>
A17J: Take MDMA (ecstasy) once or twice																
1. No risk	3.9	4.9	2.3	2.9	3.1	3.2	3.0	5.1	3.6	2.7	7.0	1.5	3.0	2.8	9.5	15.3
2. Slight risk	10.5	13.8	7.9	11.6	7.7	12.4	9.3	10.0	11.1	10.5	10.7	6.3	8.7	13.1	23.9	21.3
3. Moderate risk	18.8	21.3	16.9	19.7	14.6	18.4	21.3	18.4	16.8	19.8	15.5	18.1	18.3	19.2	22.8	16.9
4. Great risk	57.7	49.7	65.0	58.8	62.5	57.6	58.5	58.3	55.8	59.2	55.3	61.4	64.2	57.6	40.6	41.0
5. Can't say, drug unfamiliar	9.0	10.4	7.8	7.0	12.1	8.3	7.9	8.2	12.7	7.8	11.5	12.6	5.8	7.4	3.3	5.5
<i>Item 23040 Subject A14a</i>	<i>N 2466</i>	<i>1084</i>	<i>1269</i>	<i>1695</i>	<i>254</i>	<i>531</i>	<i>637</i>	<i>839</i>	<i>460</i>	<i>1859</i>	<i>488</i>	<i>1177</i>	<i>554</i>	<i>255</i>	<i>378</i>	<i>43</i>
A18: Individuals differ in whether or not they disapprove of people doing certain things. Do YOU disapprove of people (who are 18 or older) doing each of the following?																
A18A: Smoking one or more packs of cigarettes per day																
1. Don't disapprove	29.5	34.3	25.4	31.3	24.5	29.0	32.1	31.2	23.6	26.8	38.5	16.9	33.2	38.8	52.8	59.8
2. Disapprove	39.2	36.8	41.9	38.3	40.2	42.8	34.5	38.3	43.0	41.4	32.4	43.3	38.9	36.3	30.9	20.0
3. Strongly disapprove	31.3	28.9	32.7	30.4	35.3	28.2	33.4	30.5	33.4	31.8	29.1	39.8	27.8	24.9	16.3	20.2
<i>Item 8560 Subject A11a</i>	<i>N 2483</i>	<i>1090</i>	<i>1278</i>	<i>1709</i>	<i>256</i>	<i>532</i>	<i>642</i>	<i>841</i>	<i>467</i>	<i>1865</i>	<i>497</i>	<i>1185</i>	<i>554</i>	<i>256</i>	<i>384</i>	<i>43</i>
A18B: Trying marijuana once or twice																
1. Don't disapprove	49.6	52.9	46.6	52.9	37.7	57.9	48.4	44.8	50.2	49.9	47.9	23.0	71.7	71.3	82.8	82.8
2. Disapprove	27.5	25.8	29.0	25.7	31.2	27.3	29.2	26.4	27.3	28.7	23.4	38.9	20.2	16.2	10.8	17.2
3. Strongly disapprove	23.0	21.3	24.4	21.4	31.1	14.8	22.4	28.7	22.6	21.4	28.7	38.2	8.1	12.5	6.4	-
<i>Item 8570 Subject A11a</i>	<i>N 2481</i>	<i>1089</i>	<i>1278</i>	<i>1709</i>	<i>256</i>	<i>532</i>	<i>642</i>	<i>841</i>	<i>465</i>	<i>1866</i>	<i>497</i>	<i>1185</i>	<i>554</i>	<i>255</i>	<i>383</i>	<i>43</i>
A18C: Smoking marijuana occasionally																
1. Don't disapprove	37.0	42.5	32.0	38.9	28.0	43.3	35.7	33.1	38.6	36.6	37.5	12.7	53.0	55.4	71.7	78.3
2. Disapprove	31.1	28.5	33.7	30.7	30.6	34.3	31.0	29.0	31.3	32.1	28.0	36.5	30.1	27.5	19.9	17.2
3. Strongly disapprove	31.9	29.0	34.3	30.4	41.4	22.4	33.4	38.0	30.0	31.3	34.5	50.8	16.9	17.1	8.4	4.6
<i>Item 8580 Subject A11a</i>	<i>N 2480</i>	<i>1087</i>	<i>1278</i>	<i>1708</i>	<i>255</i>	<i>532</i>	<i>641</i>	<i>841</i>	<i>466</i>	<i>1865</i>	<i>497</i>	<i>1184</i>	<i>555</i>	<i>255</i>	<i>383</i>	<i>43</i>
A18D: Smoking marijuana regularly																
1. Don't disapprove	23.2	30.6	16.4	23.4	22.6	24.4	21.7	23.1	24.2	21.3	27.4	7.1	27.0	34.7	53.3	71.3
2. Disapprove	29.7	28.7	30.3	29.2	26.7	34.5	28.9	26.6	31.1	30.1	29.0	25.2	40.3	32.4	27.1	17.3
3. Strongly disapprove	47.1	40.7	53.3	47.4	50.8	41.1	49.4	50.3	44.8	48.7	43.6	67.7	32.7	33.0	19.5	11.4
<i>Item 8590 Subject A11a</i>	<i>N 2479</i>	<i>1087</i>	<i>1277</i>	<i>1708</i>	<i>254</i>	<i>531</i>	<i>642</i>	<i>841</i>	<i>465</i>	<i>1864</i>	<i>497</i>	<i>1183</i>	<i>555</i>	<i>255</i>	<i>383</i>	<i>43</i>

MONITORING THE FUTURE

QUESTIONNAIRE FORM 6 2004	TOTAL	SEX		RACE		REGION				COLLEGE PLANS?		ILLCIT DRUG USE: LIFETIME					
		M	F	White	Black	NE	NC	S	W	Yes	No	None	Mari- juana Only	Few Pills	More Pills	Any Her- oin	
<i>N (Weighted No. of Cases):</i>	2518	1099	1284	1717	259	539	657	849	474	1874	499	1190	558	256	387	44	
<i>% of Weighted Total:</i>	100.0	43.6	51.0	68.2	10.3	21.4	26.1	33.7	18.8	74.4	19.8	47.3	22.2	10.2	15.4	1.7	
A18E: Trying cocaine once or twice																	
1. Don't disapprove	13.9	17.8	10.8	15.0	9.6	13.9	14.0	13.3	15.1	11.7	19.5	6.5	8.6	16.6	36.2	61.0	
2. Disapprove	27.8	28.2	27.2	28.1	19.1	34.0	29.0	22.6	28.6	29.9	20.9	25.4	30.2	29.3	31.1	19.4	
3. Strongly disapprove	58.3	53.9	61.9	56.8	71.3	52.1	57.0	64.2	56.3	58.3	59.6	68.1	61.1	54.1	32.6	19.5	
<i>Item 8690 Subject A11a</i>	<i>N</i>	<i>2476</i>	<i>1088</i>	<i>1273</i>	<i>1704</i>	<i>256</i>	<i>532</i>	<i>639</i>	<i>840</i>	<i>465</i>	<i>1860</i>	<i>497</i>	<i>1182</i>	<i>552</i>	<i>255</i>	<i>384</i>	<i>43</i>
A18F: Taking one or two drinks nearly every day																	
1. Don't disapprove	32.8	42.5	25.2	35.3	26.6	36.0	33.8	33.1	27.2	29.9	43.6	21.9	36.7	36.4	53.9	64.8	
2. Disapprove	39.5	35.4	43.2	38.9	37.6	41.4	37.5	37.4	43.8	42.1	30.4	40.7	39.1	45.0	33.4	33.7	
3. Strongly disapprove	27.7	22.1	31.6	25.8	35.8	22.6	28.7	29.5	29.0	28.0	26.0	37.4	24.3	18.6	12.7	1.5	
<i>Item 8720 Subject A11a</i>	<i>N</i>	<i>2475</i>	<i>1090</i>	<i>1270</i>	<i>1708</i>	<i>254</i>	<i>528</i>	<i>642</i>	<i>839</i>	<i>466</i>	<i>1859</i>	<i>497</i>	<i>1182</i>	<i>550</i>	<i>256</i>	<i>382</i>	<i>43</i>
A18G: Taking four or five drinks nearly every day																	
1. Don't disapprove	14.9	22.0	9.4	15.4	10.5	15.7	15.0	15.0	13.8	12.5	22.5	8.3	15.1	14.4	29.6	45.4	
2. Disapprove	31.8	34.4	29.6	32.5	28.1	31.5	31.7	31.3	33.4	31.8	32.3	27.1	31.1	41.5	40.0	35.7	
3. Strongly disapprove	53.2	43.6	61.0	52.1	61.4	52.8	53.3	53.7	52.8	55.7	45.3	64.6	53.8	44.1	30.4	18.9	
<i>Item 8730 Subject A11a</i>	<i>N</i>	<i>2479</i>	<i>1087</i>	<i>1276</i>	<i>1706</i>	<i>257</i>	<i>530</i>	<i>642</i>	<i>841</i>	<i>467</i>	<i>1861</i>	<i>497</i>	<i>1181</i>	<i>553</i>	<i>256</i>	<i>384</i>	<i>43</i>
A18H: Having five or more drinks once or twice each weekend																	
1. Don't disapprove	37.0	44.5	31.8	40.8	19.7	43.4	35.9	35.4	34.3	35.5	41.7	18.5	44.7	49.9	68.3	77.1	
2. Disapprove	26.8	23.9	29.6	26.2	26.7	27.6	28.7	25.1	26.3	27.6	23.9	28.9	29.2	26.9	18.0	15.1	
3. Strongly disapprove	36.2	31.6	38.6	33.0	53.6	29.0	35.3	39.5	39.4	36.9	34.5	52.6	26.2	23.1	13.7	7.8	
<i>Item 8740 Subject A11a</i>	<i>N</i>	<i>2475</i>	<i>1085</i>	<i>1276</i>	<i>1707</i>	<i>255</i>	<i>529</i>	<i>641</i>	<i>840</i>	<i>465</i>	<i>1863</i>	<i>496</i>	<i>1182</i>	<i>553</i>	<i>255</i>	<i>384</i>	<i>43</i>
A18I: Taking steroids for body-building or improved athletic performance																	
1. Don't disapprove	12.1	16.0	8.9	11.9	10.7	12.8	13.2	11.9	10.2	11.5	13.6	8.7	12.5	10.7	19.4	29.2	
2. Disapprove	35.0	34.6	34.9	36.8	25.7	39.7	37.5	31.8	31.7	34.2	35.6	33.1	34.4	32.7	42.6	34.8	
3. Strongly disapprove	52.9	49.4	56.2	51.3	63.6	47.5	49.3	56.3	58.1	54.2	50.8	58.2	53.1	56.5	38.0	36.0	
<i>Item 24520 Subject A11a</i>	<i>N</i>	<i>2483</i>	<i>1090</i>	<i>1278</i>	<i>1709</i>	<i>256</i>	<i>532</i>	<i>643</i>	<i>841</i>	<i>466</i>	<i>1866</i>	<i>497</i>	<i>1185</i>	<i>554</i>	<i>256</i>	<i>384</i>	<i>43</i>
A18J: Trying heroin once or twice without using a needle																	
1. Don't disapprove	6.9	9.1	4.8	6.9	4.9	5.5	7.7	7.3	6.6	5.5	10.6	4.9	3.8	4.2	12.9	54.9	
2. Disapprove	18.4	19.4	17.6	18.7	14.9	21.4	20.8	14.0	19.8	18.7	16.4	18.2	13.0	21.8	23.7	19.8	
3. Strongly disapprove	74.7	71.4	77.6	74.4	80.2	73.1	71.5	78.7	73.6	75.8	73.1	76.9	83.2	74.0	63.4	25.3	
<i>Item 29690 Subject A11a</i>	<i>N</i>	<i>2482</i>	<i>1090</i>	<i>1277</i>	<i>1709</i>	<i>256</i>	<i>532</i>	<i>643</i>	<i>840</i>	<i>466</i>	<i>1864</i>	<i>497</i>	<i>1184</i>	<i>554</i>	<i>256</i>	<i>384</i>	<i>43</i>
A18K: Taking heroin occasionally without using a needle																	
1. Don't disapprove	5.6	7.8	3.3	5.4	4.9	5.3	4.7	5.9	6.6	4.0	9.7	3.9	2.7	3.7	10.9	36.7	
2. Disapprove	14.0	14.7	13.4	14.0	10.2	17.0	15.9	10.5	14.2	13.7	14.2	14.5	8.5	15.2	17.6	16.4	
3. Strongly disapprove	80.5	77.5	83.3	80.6	84.9	77.7	79.4	83.7	79.2	82.2	76.2	81.6	88.8	81.1	71.5	46.8	
<i>Item 29700 Subject A11a</i>	<i>N</i>	<i>2482</i>	<i>1090</i>	<i>1276</i>	<i>1707</i>	<i>256</i>	<i>532</i>	<i>641</i>	<i>842</i>	<i>467</i>	<i>1863</i>	<i>497</i>	<i>1184</i>	<i>555</i>	<i>256</i>	<i>383</i>	<i>43</i>
A18L: Taking MDMA (ecstasy) once or twice																	
1. Don't disapprove	12.3	16.1	9.0	12.7	8.0	11.9	11.9	13.2	11.9	10.2	16.9	5.7	7.1	13.2	34.4	49.4	
2. Disapprove	24.7	26.2	23.1	24.5	19.8	29.6	25.1	19.5	28.0	26.4	18.6	23.3	23.7	28.3	27.7	24.0	
3. Strongly disapprove	63.0	57.7	67.9	62.9	72.2	58.6	63.0	67.4	60.1	63.3	64.5	71.1	69.1	58.4	37.9	26.7	
<i>Item 29960 Subject A11a</i>	<i>N</i>	<i>2477</i>	<i>1088</i>	<i>1274</i>	<i>1707</i>	<i>255</i>	<i>529</i>	<i>642</i>	<i>841</i>	<i>465</i>	<i>1860</i>	<i>496</i>	<i>1182</i>	<i>553</i>	<i>256</i>	<i>383</i>	<i>43</i>
A19: How difficult do you think it would be for you to get each of the following types of drugs, if you wanted some?																	

QUESTIONNAIRE FORM 6 2004	TOTAL	SEX		RACE		REGION				COLLEGE PLANS?		ILLICIT DRUG USE: LIFETIME				
		M	F	White	Black	NE	NC	S	W	Yes	No	None	Mari- juana Only	Few Pills	More Pills	Any Her- oin
<i>N (Weighted No. of Cases):</i>	2518	1099	1284	1717	259	539	657	849	474	1874	499	1190	558	256	387	44
<i>% of Weighted Total:</i>	100.0	43.6	51.0	68.2	10.3	21.4	26.1	33.7	18.8	74.4	19.8	47.3	22.2	10.2	15.4	1.7
A19A: Marijuana (pot, weed)																
1. Probably impossible	4.2	3.6	4.2	2.3	9.2	3.9	3.0	4.7	5.2	3.6	5.6	6.7	0.3	1.9	1.8	1.1
2. Very difficult	1.6	1.9	1.4	1.0	0.6	2.4	0.3	2.0	1.9	1.6	1.5	3.0	0.4	0.7	-	-
3. Fairly difficult	4.4	5.0	3.7	4.0	3.7	2.5	4.9	4.0	6.7	4.2	5.2	7.2	1.1	3.2	2.0	-
4. Fairly easy	22.6	21.9	23.3	22.8	21.6	20.8	24.5	21.6	23.8	23.2	19.5	33.0	15.2	14.6	8.4	11.6
5. Very easy	67.2	67.6	67.4	69.9	64.9	70.4	67.3	67.7	62.4	67.4	68.3	50.2	83.0	79.5	87.8	87.3
<i>Item 6750 Subject A03a</i>	<i>N</i> 2471	1083	1278	1702	256	533	640	836	462	1860	496	1176	555	254	385	43
A19B: LSD																
1. Probably impossible	13.7	12.6	13.6	10.0	32.5	12.7	10.9	16.1	14.5	13.0	14.6	17.4	12.1	8.6	7.8	1.8
2. Very difficult	19.7	24.2	16.0	20.7	20.5	19.0	21.1	17.7	22.2	20.9	15.6	21.3	21.4	19.1	13.3	11.0
3. Fairly difficult	36.4	35.4	38.1	39.4	24.1	37.0	39.2	34.4	35.4	36.7	35.9	35.5	36.5	43.1	37.8	20.8
4. Fairly easy	20.5	17.4	23.6	21.2	12.5	24.2	20.4	19.2	18.7	20.4	21.6	19.3	19.9	20.3	25.0	24.3
5. Very easy	9.7	10.3	8.8	8.6	10.4	7.1	8.4	12.7	9.2	9.0	12.4	6.5	10.1	8.9	16.1	42.1
<i>Item 6760 Subject A03a</i>	<i>N</i> 2444	1073	1261	1688	251	525	635	825	458	1840	492	1156	551	252	384	43
A19C: PCP (angel dust)																
1. Probably impossible	16.3	15.3	16.3	13.6	31.3	14.3	14.8	18.2	17.1	15.6	18.0	18.7	17.1	12.2	10.0	5.3
2. Very difficult	27.2	30.0	25.2	29.3	22.6	24.4	34.5	23.0	28.2	28.9	21.8	27.7	27.4	27.5	28.5	7.6
3. Fairly difficult	32.8	33.8	32.5	35.1	24.4	37.4	28.0	33.7	32.7	33.8	30.5	33.1	30.5	37.8	34.0	29.6
4. Fairly easy	14.9	11.6	18.0	14.8	12.8	15.1	16.5	14.7	12.6	14.1	16.6	14.4	15.9	16.4	12.6	17.3
5. Very easy	8.8	9.2	8.0	7.2	9.0	8.8	6.2	10.4	9.4	7.7	13.2	6.1	9.0	6.1	15.0	40.2
<i>Item 6771 Subject A03a</i>	<i>N</i> 2446	1072	1263	1689	251	526	634	827	459	1843	492	1156	553	252	384	43
A19D: MDMA (ecstasy)																
1. Probably impossible	10.4	10.0	9.9	7.7	23.9	9.0	9.2	11.0	12.4	9.2	12.8	15.0	6.7	6.7	4.1	-
2. Very difficult	14.7	17.2	12.8	15.6	10.5	14.3	16.7	11.5	18.3	16.1	10.6	16.8	15.2	11.8	10.3	-
3. Fairly difficult	27.0	29.0	26.3	29.1	21.6	26.2	28.1	26.9	26.6	28.0	24.9	29.3	26.5	29.6	20.6	26.9
4. Fairly easy	29.3	25.9	32.4	31.4	20.5	32.0	30.9	27.6	26.9	29.2	28.8	25.1	31.1	34.2	36.0	23.4
5. Very easy	18.7	17.9	18.6	16.2	23.4	18.6	15.1	23.1	15.9	17.5	22.9	13.8	20.6	17.7	28.9	49.7
<i>Item 23050 Subject A03a</i>	<i>N</i> 2450	1074	1266	1689	253	529	637	827	458	1844	493	1161	553	252	383	43
A19E: Crystal meth ("ice")																
1. Probably impossible	17.1	16.4	16.5	14.1	32.7	17.4	14.7	19.0	16.6	16.7	18.4	20.3	17.0	13.2	10.0	-
2. Very difficult	24.1	27.0	21.9	25.5	23.6	29.3	26.8	19.4	22.9	26.2	18.1	25.7	26.6	24.9	19.2	1.7
3. Fairly difficult	29.5	27.8	32.1	31.1	23.2	35.2	29.5	25.4	30.1	30.4	26.4	31.8	28.6	27.2	28.3	20.5
4. Fairly easy	16.1	14.4	17.3	17.1	10.9	12.0	17.3	18.6	14.4	15.2	18.0	14.2	15.6	20.9	17.2	17.7
5. Very easy	13.3	14.3	12.2	12.2	9.5	6.2	11.7	17.6	15.9	11.6	19.2	7.9	12.3	13.9	25.3	60.2
<i>Item 24410 Subject A03a</i>	<i>N</i> 2442	1075	1262	1682	255	527	629	828	459	1835	493	1158	548	251	385	43
A19F: Steroids																
1. Probably impossible	10.1	9.6	10.1	6.1	23.3	6.2	6.9	12.7	14.1	9.0	13.0	10.6	8.5	9.4	8.8	13.2
2. Very difficult	12.2	13.2	11.3	11.6	14.1	10.8	12.9	12.1	13.1	12.8	10.1	13.3	12.0	9.2	10.8	12.1
3. Fairly difficult	23.5	24.0	23.3	25.7	16.8	25.8	26.3	17.5	28.0	24.4	20.3	24.1	21.9	27.1	23.7	18.6
4. Fairly easy	26.8	27.0	27.2	28.5	21.7	30.2	28.0	25.1	24.5	27.6	25.3	27.8	26.0	31.0	23.3	12.9
5. Very easy	27.3	26.1	28.1	28.1	24.2	27.0	25.9	32.5	20.4	26.2	31.3	24.2	31.5	23.3	33.4	43.2
<i>Item 23060 Subject A03a</i>	<i>N</i> 2448	1082	1258	1685	256	525	635	829	460	1844	493	1161	550	251	385	43
A19G: Alcohol																
1. Probably impossible	1.9	1.7	1.7	0.8	4.3	2.0	1.5	1.8	2.4	1.5	2.5	2.7	0.5	1.3	0.4	1.1
2. Very difficult	1.5	1.8	1.2	0.5	3.9	1.2	0.8	2.3	1.3	1.1	3.2	2.3	0.9	0.5	-	-
3. Fairly difficult	2.4	2.9	2.1	2.2	2.6	1.7	2.2	2.6	3.4	2.3	2.4	3.2	1.8	2.0	1.1	3.8
4. Fairly easy	10.0	10.3	9.6	9.1	9.4	10.6	9.5	8.9	11.8	10.7	7.3	12.1	7.9	6.5	8.3	11.6
5. Very easy	84.2	83.2	85.4	87.4	79.8	84.5	85.9	84.4	81.1	84.4	84.6	79.6	88.9	89.7	90.1	83.4
<i>Item 30950 Subject A03a</i>	<i>N</i> 2466	1082	1275	1700	256	530	638	835	463	1857	495	1173	556	253	385	43
The following questions are about cigarette smoking.																
B01: Have you ever smoked cigarettes?																
1. Never—GO TO Q.B13	47.2	47.6	47.3	44.6	61.9	46.8	45.1	44.5	55.1	49.9	37.0	73.1	29.4	20.5	15.3	8.3
2. Once or twice	21.6	22.0	21.0	20.6	27.6	20.3	21.2	22.7	21.6	21.9	20.5	17.4	31.6	28.2	15.0	22.9
3. Occasionally but not regularly	13.0	14.2	12.2	13.9	5.4	13.2	12.9	12.8	13.4	12.8	13.4	5.8	17.4	22.4	21.7	20.8
4. Regularly in the past	5.5	5.8	4.7	5.7	2.3	5.9	5.2	6.2	4.2	5.2	6.6	1.2	6.7	10.9	11.8	15.3
5. Regularly now	12.8	10.4	14.7	15.3	2.8	13.8	15.6	13.8	5.7	10.3	22.5	2.5	14.9	17.9	36.1	32.6
<i>Item 760 Subject A01a</i>	<i>N</i> 2475	1086	1279	1706	255	529	643	836	466	1867	491	1184	554	255	383	42

QUESTIONNAIRE FORM 6 2004	TOTAL	SEX		RACE		REGION				COLLEGE PLANS?		ILLCIT DRUG USE: LIFETIME					
		M	F	White	Black	NE	NC	S	W	Yes	No	None	Mari- juana Only	Few Pills	More Pills	Any Her- oin	
<i>N (Weighted No. of Cases):</i>	2518	1099	1284	1717	259	539	657	849	474	1874	499	1190	558	256	387	44	
<i>% of Weighted Total:</i>	100.0	43.6	51.0	68.2	10.3	21.4	26.1	33.7	18.8	74.4	19.8	47.3	22.2	10.2	15.4	1.7	
B02: How frequently have you smoked cigarettes during the past 30 days?																	
1. Not at all—incl. (1) in Q.B01--GO TO Q.B06	73.8	74.9	73.0	70.5	90.9	71.7	70.7	73.7	80.8	76.4	64.2	92.7	67.0	59.1	37.7	49.5	
2. Less than one cigarette per day	10.6	11.5	10.3	11.0	6.2	11.1	10.2	10.5	11.0	10.8	10.3	4.2	15.4	15.6	20.2	13.3	
3. One to five cigarettes per day	7.6	6.2	8.4	8.9	1.3	9.0	9.7	6.3	5.3	6.6	11.1	2.2	9.3	14.0	16.8	15.0	
4. About one-half pack per day	4.4	3.4	5.3	5.4	1.1	5.5	3.3	5.7	2.5	4.0	5.8	0.4	4.2	5.8	15.6	9.1	
5. About one pack per day	2.7	2.9	2.4	3.2	-	1.8	4.2	3.4	0.5	1.8	5.7	0.3	2.5	4.8	8.7	8.8	
6. About one and one-half packs per day	0.7	1.0	0.6	0.8	0.3	0.8	1.7	0.4	-	0.3	2.6	0.1	1.4	0.3	0.8	4.3	
7. Two packs or more per day	0.1	0.2	-	0.1	0.3	0.1	0.2	0.1	-	0.1	0.3	-	0.1	0.5	0.2	-	
<i>Item 780 Subject A01c</i>	<i>N</i>	<i>2467</i>	<i>1087</i>	<i>1273</i>	<i>1701</i>	<i>255</i>	<i>528</i>	<i>642</i>	<i>830</i>	<i>467</i>	<i>1862</i>	<i>492</i>	<i>1181</i>	<i>554</i>	<i>256</i>	<i>382</i>	<i>42</i>
B03: During the last 30 days, about how many times (if any) have you bought cigarettes . . .																	
B03A: . . . by having a friend or relative buy them for you?																	
1. None	62.0	65.7	58.5	61.2	66.3	62.8	64.4	57.4	66.9	60.8	63.5	72.9	62.4	57.1	58.6	68.6	
2. 1 time	13.9	12.6	14.4	13.3	24.1	11.4	16.1	12.2	17.6	14.0	13.3	13.4	13.3	20.3	13.4	2.2	
3. 2 times	7.8	5.3	9.9	8.3	2.9	8.3	7.1	9.6	4.0	9.5	3.9	7.6	7.8	9.8	7.0	8.9	
4. 3-5 times	7.1	7.0	7.7	7.6	3.9	7.5	5.3	8.6	6.9	7.2	7.7	6.2	5.7	7.4	7.9	10.9	
5. 6-9 times	3.2	2.5	4.1	3.9	2.7	5.0	3.0	2.3	3.0	3.0	4.3	-	3.4	2.4	4.1	3.8	
6. 10 or more	6.0	6.9	5.4	5.8	-	5.1	4.2	10.1	1.6	5.4	7.3	-	7.4	3.0	9.0	5.7	
<i>Item 29970 Subject A03b</i>	<i>N†</i>	<i>642</i>	<i>271</i>	<i>339</i>	<i>495</i>	<i>24</i>	<i>150</i>	<i>186</i>	<i>217</i>	<i>88</i>	<i>434</i>	<i>175</i>	<i>85</i>	<i>179</i>	<i>104</i>	<i>236</i>	<i>20</i>
B03B: . . . on your own from vending machines?																	
1. None	93.9	93.5	95.0	94.3	93.0	96.0	93.1	93.0	94.5	93.6	95.6	93.6	95.5	92.5	96.1	90.8	
2. 1 time	2.9	2.5	2.8	2.8	3.1	1.3	2.6	4.3	2.5	2.7	2.8	2.9	2.1	6.2	1.8	2.2	
3. 2 times	1.4	2.1	0.9	1.5	-	0.8	3.3	0.8	-	2.0	-	2.2	1.9	-	1.4	-	
4. 3-5 times	0.8	1.0	0.6	0.6	3.9	0.6	1.0	0.8	1.0	1.0	0.5	0.2	0.6	-	0.7	-	
5. 6-9 times	0.6	0.7	0.2	0.4	-	0.9	-	0.8	0.5	0.3	0.7	0.6	-	-	-	3.8	
6. 10 or more	0.4	0.2	0.5	0.4	-	0.3	-	0.3	1.5	0.4	0.4	0.6	-	1.2	-	3.2	
<i>Item 29980 Subject A03b</i>	<i>N†</i>	<i>641</i>	<i>270</i>	<i>339</i>	<i>495</i>	<i>24</i>	<i>150</i>	<i>186</i>	<i>217</i>	<i>88</i>	<i>434</i>	<i>175</i>	<i>85</i>	<i>178</i>	<i>104</i>	<i>236</i>	<i>20</i>
B03C: . . . through the mail?																	
1. None	97.8	97.8	98.0	97.7	96.1	96.9	97.0	98.5	99.5	97.9	97.7	97.8	97.9	98.8	99.3	86.2	
2. 1 time	0.6	0.8	0.5	0.8	-	0.8	0.8	0.3	0.5	0.8	0.3	0.8	1.5	-	-	2.2	
3. 2 times	0.8	0.5	0.8	0.8	-	1.2	1.2	0.4	-	0.6	0.7	1.4	-	1.2	-	8.3	
4. 3-5 times	0.4	0.7	0.2	0.4	3.9	-	1.0	0.4	-	0.6	-	-	0.6	-	-	-	
5. 6-9 times	0.3	-	0.5	0.3	-	1.1	-	-	-	-	0.9	-	-	-	0.7	-	
6. 10 or more	0.1	0.2	-	-	-	-	-	0.3	-	-	0.4	-	-	-	-	3.3	
<i>Item 29990 Subject A03b</i>	<i>N†</i>	<i>640</i>	<i>270</i>	<i>338</i>	<i>494</i>	<i>24</i>	<i>150</i>	<i>186</i>	<i>217</i>	<i>87</i>	<i>433</i>	<i>175</i>	<i>85</i>	<i>178</i>	<i>104</i>	<i>236</i>	<i>20</i>
B03D: . . . in a store where you pick up the pack (or carton) and bring it to the check-out counter?																	
1. None	73.3	72.0	74.7	74.9	63.4	77.4	74.6	70.1	71.8	75.6	66.8	75.2	76.0	82.7	69.5	49.6	
2. 1 time	6.8	5.8	7.4	7.2	5.5	1.7	7.4	9.9	6.4	7.5	4.7	9.2	9.6	1.6	6.5	2.2	
3. 2 times	4.5	4.4	4.9	3.7	-	4.4	2.8	4.0	9.2	5.4	3.0	4.8	1.4	6.2	5.3	15.6	
4. 3-5 times	5.2	4.5	5.2	5.1	18.3	3.6	6.8	4.6	5.9	4.9	6.1	0.9	5.2	4.7	4.7	22.1	
5. 6-9 times	2.6	3.6	2.1	2.8	-	1.8	3.9	3.2	-	2.8	2.1	2.6	1.2	2.4	4.2	-	
6. 10 or more	7.6	9.6	5.6	6.3	12.8	11.1	4.5	8.3	6.6	3.7	17.3	7.4	6.6	2.5	9.7	10.6	
<i>Item 30000 Subject A03b</i>	<i>N†</i>	<i>639</i>	<i>270</i>	<i>336</i>	<i>492</i>	<i>24</i>	<i>150</i>	<i>186</i>	<i>215</i>	<i>87</i>	<i>434</i>	<i>172</i>	<i>84</i>	<i>177</i>	<i>104</i>	<i>236</i>	<i>20</i>
B03E: . . . in a store where the clerk has to hand you the pack or carton?																	
1. None	33.6	32.3	33.2	30.6	33.5	40.8	30.5	28.7	40.0	32.5	35.6	43.7	38.5	24.2	32.0	18.4	
2. 1 time	14.0	15.3	13.7	13.9	27.6	9.8	13.3	17.0	15.5	14.8	13.3	18.4	13.1	26.9	8.4	3.9	
3. 2 times	12.9	13.3	12.6	12.3	9.7	12.7	12.3	12.6	15.1	14.1	9.1	14.4	11.2	20.1	10.4	14.8	
4. 3-5 times	12.7	12.5	12.8	14.4	6.9	8.8	13.6	14.1	13.7	12.0	13.8	10.9	10.0	11.3	14.1	30.8	
5. 6-9 times	8.4	9.6	8.0	9.6	4.0	7.7	13.5	6.8	2.5	10.1	5.7	2.5	9.2	2.4	11.9	10.0	
6. 10 or more	18.4	17.1	19.8	19.2	18.3	20.2	16.8	20.8	13.2	16.5	22.5	10.2	18.1	15.1	23.1	22.1	
<i>Item 30010 Subject A03b</i>	<i>N†</i>	<i>647</i>	<i>272</i>	<i>342</i>	<i>498</i>	<i>24</i>	<i>151</i>	<i>187</i>	<i>219</i>	<i>90</i>	<i>438</i>	<i>173</i>	<i>86</i>	<i>180</i>	<i>105</i>	<i>237</i>	<i>22</i>

†=excludes respondents for whom question was inappropriate.

QUESTIONNAIRE FORM 6 2004	TOTAL	SEX		RACE		REGION				COLLEGE PLANS?		ILLICIT DRUG USE: LIFETIME					
		M	F	White	Black	NE	NC	S	W	Yes	No	None	Mari- juana Only	Few Pills	More Pills	Any Her- oin	
<i>N (Weighted No. of Cases):</i>	2518	1099	1284	1717	259	539	657	849	474	1874	499	1190	558	256	387	44	
<i>% of Weighted Total:</i>	100.0	43.6	51.0	68.2	10.3	21.4	26.1	33.7	18.8	74.4	19.8	47.3	22.2	10.2	15.4	1.7	
B03F: . . . bought them in some other way?																	
1. None	84.2	82.3	85.9	86.2	75.0	86.0	87.6	79.3	86.3	84.9	82.6	87.1	87.1	89.9	82.0	50.3	
2. 1 time	5.1	5.5	4.7	4.5	12.0	3.4	3.2	6.6	7.9	6.3	3.0	4.8	4.6	4.2	5.6	7.9	
3. 2 times	2.3	3.4	1.4	2.4	-	4.4	2.4	1.2	1.4	1.8	3.0	3.1	0.8	2.9	2.8	6.3	
4. 3-5 times	2.9	3.9	2.4	2.6	-	3.6	1.4	4.0	2.5	2.4	4.3	3.5	0.7	1.8	3.9	16.7	
5. 6-9 times	2.3	1.6	2.9	2.7	-	2.6	3.5	2.0	0.2	2.5	1.8	1.4	3.1	1.2	1.0	11.8	
6. 10 or more	3.1	3.3	2.7	1.7	13.1	-	1.9	6.8	1.7	2.1	5.4	-	3.7	-	4.6	7.0	
<i>Item 31330 Subject A03b</i>	<i>N†</i>	635	268	337	491	23	148	186	215	87	431	173	85	176	103	235	20
B04: During the last 30 days, about how many times (if any) did YOU buy cigarettes for your own use . . .																	
B04A: . . . at a big supermarket?																	
1. None	79.0	79.0	80.0	78.0	85.3	77.0	74.1	82.2	84.6	80.4	75.3	87.4	78.5	80.2	79.0	49.0	
2. 1 time	9.1	7.8	8.6	9.8	3.1	6.1	13.1	7.0	10.7	8.1	11.5	5.3	9.5	9.6	9.2	21.4	
3. 2 times	4.8	4.9	5.2	5.6	4.7	7.0	5.1	4.3	1.3	4.8	5.1	3.6	4.8	7.4	4.3	2.3	
4. 3-5 times	3.4	4.3	2.8	3.3	3.9	4.1	3.9	3.2	1.5	3.3	4.2	-	3.2	1.4	3.9	23.3	
5. 6-9 times	1.2	0.7	1.2	0.8	-	0.8	1.2	1.6	0.8	1.5	-	2.5	0.4	0.8	1.0	-	
6. 10 or more	2.6	3.3	2.3	2.5	2.9	4.9	2.6	1.6	1.1	1.8	3.8	1.2	3.6	0.6	2.7	4.0	
<i>Item 30020 Subject A03b</i>	<i>N†</i>	638	270	337	492	24	150	186	216	86	433	173	85	177	104	236	19
B04B: . . . at a small grocery store?																	
1. None	69.1	66.3	71.5	70.1	54.8	67.9	74.3	62.2	76.8	71.1	64.0	74.3	71.8	73.2	66.1	48.7	
2. 1 time	10.9	10.8	10.9	12.1	20.0	9.0	9.4	14.1	9.3	9.9	13.6	12.3	8.4	9.5	11.9	10.8	
3. 2 times	6.3	6.6	6.1	5.4	6.3	7.5	7.5	4.0	7.4	7.4	4.0	3.3	8.1	7.4	5.3	15.3	
4. 3-5 times	4.9	6.3	3.8	4.9	11.0	6.7	2.1	7.1	2.7	4.1	7.4	3.2	4.2	5.6	4.3	17.2	
5. 6-9 times	2.9	1.6	4.2	3.3	-	4.0	3.0	3.2	-	3.5	2.0	3.1	1.3	1.4	4.4	8.0	
6. 10 or more	5.9	8.4	3.5	4.2	7.9	4.8	3.6	9.4	3.8	4.0	9.1	3.8	6.1	2.8	7.9	-	
<i>Item 30030 Subject A03b</i>	<i>N†</i>	638	270	336	493	23	150	186	215	87	433	173	85	177	104	236	20
B04C: . . . at a drugstore?																	
1. None	82.9	81.9	85.4	83.0	84.1	79.1	83.6	83.8	85.5	82.8	83.8	89.5	87.7	81.6	82.2	41.9	
2. 1 time	7.2	6.5	6.4	8.1	-	8.0	8.8	6.1	5.4	8.2	5.2	1.8	5.9	8.5	7.1	25.6	
3. 2 times	4.4	3.4	5.0	4.5	-	7.0	1.4	4.7	5.1	4.9	2.9	2.2	2.4	6.6	3.8	22.6	
4. 3-5 times	2.2	3.0	1.5	1.6	12.9	2.4	1.6	2.6	1.9	1.9	2.8	0.6	1.7	1.2	2.6	9.8	
5. 6-9 times	1.3	1.5	0.9	1.1	-	1.3	2.8	0.6	-	1.3	1.3	3.3	0.5	1.5	1.4	-	
6. 10 or more	2.0	3.8	0.8	1.8	2.9	2.0	1.8	2.2	2.1	0.9	3.9	2.6	1.9	0.6	2.9	-	
<i>Item 30040 Subject A03b</i>	<i>N†</i>	633	269	332	489	24	148	183	216	87	429	172	84	175	103	234	20
B04D: . . . at a convenience store (like a Hop-In or 7-11) or a gas station?																	
1. None	32.5	31.1	32.4	29.6	31.7	39.6	26.6	31.7	35.1	32.6	31.0	45.8	36.3	29.5	26.3	29.8	
2. 1 time	15.2	17.0	14.4	15.2	16.4	10.6	19.3	13.8	18.1	16.5	12.7	13.2	15.0	25.3	13.2	-	
3. 2 times	13.2	11.4	15.0	13.9	20.7	13.1	13.1	12.7	14.9	16.1	8.1	15.6	14.2	18.7	9.7	9.0	
4. 3-5 times	12.6	13.3	11.3	13.2	9.8	9.8	11.6	13.4	17.3	11.5	14.9	11.9	9.5	6.3	15.7	25.3	
5. 6-9 times	7.1	8.3	6.7	8.1	3.1	4.9	13.1	5.5	2.2	7.0	7.3	4.0	5.6	4.2	9.7	16.1	
6. 10 or more	19.3	18.9	20.1	20.0	18.3	22.0	16.3	22.9	12.4	16.3	25.9	9.4	19.3	16.0	25.4	19.8	
<i>Item 30050 Subject A03b</i>	<i>N†</i>	646	273	340	498	24	149	186	220	90	437	174	86	179	105	238	22
B04E: . . . from a Web site?																	
1. None	96.8	97.5	96.9	97.2	93.0	94.0	96.5	98.4	98.5	96.7	98.0	98.6	97.6	97.9	97.2	97.8	
2. 1 time	1.2	0.9	1.3	1.4	-	2.4	2.0	-	-	1.4	0.5	-	0.9	0.8	1.5	-	
3. 2 times	0.6	0.2	0.8	0.3	-	0.3	1.1	0.4	0.5	0.6	0.3	0.8	0.8	0.5	-	2.2	
4. 3-5 times	1.0	1.1	0.8	0.9	3.9	2.8	-	0.8	0.8	1.2	0.9	-	0.7	-	1.0	-	
5. 6-9 times	0.1	-	0.2	0.1	-	0.3	-	-	-	0.1	-	0.6	-	-	-	-	
6. 10 or more	0.2	0.3	-	0.1	3.1	-	0.3	0.3	0.2	*	0.4	-	-	0.8	0.3	-	
<i>Item 31340 Subject A03b</i>	<i>N†</i>	636	269	335	491	24	149	185	215	87	431	173	85	175	104	235	20

* = less than .05 percent. † = excludes respondents for whom question was inappropriate.

QUESTIONNAIRE FORM 6 2004	TOTAL	SEX		RACE		REGION				COLLEGE PLANS?		ILLCIT DRUG USE: LIFETIME					
		M	F	White	Black	NE	NC	S	W	Yes	No	None	Mari- juana Only	Few Pills	More Pills	Any Her- oin	
<i>N (Weighted No. of Cases):</i>	2518	1099	1284	1717	259	539	657	849	474	1874	499	1190	558	256	387	44	
<i>% of Weighted Total:</i>	100.0	43.6	51.0	68.2	10.3	21.4	26.1	33.7	18.8	74.4	19.8	47.3	22.2	10.2	15.4	1.7	
B05: What brand of cigarettes do you usually smoke? (Brands are in alphabetical order. Mark only one)																	
01. Basic	0.4	0.6	-	0.2	-	-	-	1.2	-	0.2	0.6	0.9	-	-	0.4	-	
02. Benson & Hedges	0.1	0.2	-	-	-	-	-	-	0.7	0.1	-	0.7	-	-	-	-	
03. Black & Whites	-	-	-	-	-	-	-	-	-	-	-	-	-	-	-	-	
04. Cambridge	-	-	-	-	-	-	-	-	-	-	-	-	-	-	-	-	
05. Camel	11.2	16.1	8.2	12.6	-	4.0	16.5	11.8	10.1	10.6	13.5	6.2	9.9	16.3	12.4	11.0	
06. Capri	-	-	-	-	-	-	-	-	-	-	-	-	-	-	-	-	
07. Carlton	-	-	-	-	-	-	-	-	-	-	-	-	-	-	-	-	
08. Doral	0.1	0.3	-	-	-	-	-	0.4	-	0.2	-	-	-	-	0.4	-	
09. GPC	0.4	-	0.7	-	-	-	-	1.1	-	0.6	-	2.9	-	-	-	-	
10. Kent	0.4	-	-	0.5	-	-	-	1.0	-	-	1.3	-	-	-	-	9.7	
11. Kool	1.7	1.2	2.2	1.6	3.2	-	2.3	2.9	-	1.3	2.0	2.3	1.3	3.1	1.0	3.4	
12. Marlboro	53.5	47.1	59.4	57.2	18.4	47.9	56.4	54.2	55.3	54.0	52.1	48.4	54.3	53.8	54.3	58.9	
13. Merit	0.2	-	0.3	0.2	-	0.7	-	-	-	-	0.6	1.2	-	-	-	-	
14. Misty	-	-	-	-	-	-	-	-	-	-	-	-	-	-	-	-	
15. Monarch	0.1	-	0.2	0.2	-	0.5	-	-	-	-	0.4	0.9	-	-	-	-	
16. More	-	-	-	-	-	-	-	-	-	-	-	-	-	-	-	-	
17. Newport	13.5	11.5	14.0	9.5	53.0	20.7	10.0	15.0	4.7	10.5	21.6	9.5	14.2	9.2	16.5	5.3	
18. Pall Mall	0.1	-	0.2	0.1	-	0.4	-	-	-	0.1	-	-	-	-	0.2	-	
19. Parliament	5.7	3.6	7.1	5.9	-	13.3	4.0	1.7	7.1	7.5	2.0	1.8	6.2	7.1	7.1	-	
20. Salem	0.4	0.8	-	0.4	-	0.8	-	0.6	-	0.5	-	-	0.5	1.1	0.1	-	
21. Vantage	-	-	-	-	-	-	-	-	-	-	-	-	-	-	-	-	
22. Viginia Slims	0.9	0.7	1.2	1.2	-	2.1	-	1.0	0.6	1.4	-	1.7	0.9	2.2	0.2	-	
23. Winston	0.2	0.6	-	0.3	-	-	-	-	1.9	0.4	-	-	-	1.5	-	-	
24. Other	4.1	6.8	2.0	3.1	13.1	2.8	4.8	3.8	5.2	4.6	1.6	9.2	2.3	3.5	3.6	5.1	
25. No usual brand	6.9	10.4	4.6	7.0	12.3	6.8	6.1	5.0	14.4	8.1	4.2	14.4	10.3	2.2	3.6	6.5	
<i>Item 30065 Subject A01i</i>	<i>N†</i>	604	253	322	473	22	139	180	209	77	408	166	80	177	97	216	22
B06: The last time that you tried to buy cigarettes in a store or gas station, were you asked for proof of age?																	
1. I never tried to buy cigarettes at a store or gas station	40.8	39.5	41.4	37.8	63.2	42.8	35.2	39.8	49.4	42.9	34.5	58.2	44.6	35.7	23.2	29.9	
2. No, they didn't ask me and they sold me the cigarettes	20.8	19.1	22.2	21.0	12.5	23.8	20.0	20.8	18.3	20.7	22.0	10.1	21.4	20.0	31.9	21.2	
3. No, they didn't ask but they didn't sell me the cigarettes	1.0	1.1	0.9	0.8	3.7	0.6	0.8	1.9	-	0.9	1.0	0.7	1.1	-	1.6	-	
4. Yes, I was asked for proof of age—GO TO Q.B06A	37.4	40.3	35.6	40.4	20.5	32.8	44.0	37.5	32.3	35.6	42.5	31.0	32.9	44.3	43.2	48.9	
<i>Item 30070 Subject A03b</i>	<i>N†</i>	1288	563	663	936	91	282	352	446	208	922	304	310	391	201	323	36
B06A: If yes, what happened?																	
1. I showed some ID and got the cigarettes	90.0	90.9	88.2	91.6	80.0	88.1	90.9	88.6	94.0	88.4	92.9	92.0	91.2	92.9	86.4	77.4	
2. I showed some ID but they refused to sell me the cigarettes	0.6	1.2	-	0.3	-	-	0.9	-	2.0	0.9	-	-	0.7	0.8	0.8	-	
3. I didn't show ID and they sold them to me anyway	2.9	2.6	3.5	2.3	-	2.5	2.5	4.4	0.7	3.5	1.8	0.7	2.3	3.6	2.7	19.2	
4. I didn't show ID and they didn't sell me any cigarettes	6.5	5.3	8.3	5.7	20.0	9.4	5.7	7.0	3.4	7.3	5.3	7.2	5.8	2.7	10.1	3.5	
<i>Item 30080 Subject A03b</i>	<i>N†</i>	485	229	235	377	20	92	154	171	67	327	131	98	129	89	140	18
B07: Have you ever gone to a store and bought just one or a few cigarettes (fewer than the usual pack of 20)?																	
1. No, never	89.5	86.9	92.0	92.7	77.9	88.2	90.3	91.5	85.4	90.3	87.7	93.4	87.0	89.8	89.5	83.7	
2. Yes, in the past 12 months	8.2	11.2	5.1	5.2	20.2	6.8	8.2	8.2	10.1	7.6	8.8	5.6	10.2	9.1	7.6	13.0	
3. Yes, but not in the past 12 months	2.3	1.9	2.8	2.1	2.0	4.9	1.5	0.3	4.5	2.1	3.5	1.1	2.9	1.2	2.9	3.3	
<i>Item 30090 Subject A01i, A03b</i>	<i>N†</i>	1289	563	664	933	95	278	352	453	206	921	306	312	391	201	319	37
B08: Have you ever tried to stop smoking and found that you could not?																	
1. Yes	16.1	13.3	18.2	16.7	9.9	19.7	16.0	16.5	10.9	14.8	20.6	9.4	12.1	18.7	23.5	37.4	
2. No	83.9	86.7	81.8	83.3	90.1	80.3	84.0	83.5	89.1	85.2	79.4	90.6	87.9	81.3	76.5	62.6	
<i>Item 01690 Subject A01i</i>	<i>N†</i>	1256	549	653	913	91	275	345	435	201	904	293	293	386	197	315	37

†=excludes respondents for whom question was inappropriate.

DESCRIPTIVE RESULTS: 2004

237

QUESTIONNAIRE FORM 6 2004	TOTAL	SEX		RACE		REGION				COLLEGE PLANS?		ILLCIT DRUG USE: LIFETIME				
		M	F	White	Black	NE	NC	S	W	Yes	No	None	Mari- juana Only	Few Pills	More Pills	Any Her- oin
<i>N (Weighted No. of Cases):</i>	2518	1099	1284	1717	259	539	657	849	474	1874	499	1190	558	256	387	44
<i>% of Weighted Total:</i>	100.0	43.6	51.0	68.2	10.3	21.4	26.1	33.7	18.8	74.4	19.8	47.3	22.2	10.2	15.4	1.7
B09: How many times, if any, have you tried to stop smoking?																
1. None	64.6	68.9	61.7	63.4	78.4	62.7	63.0	64.6	69.9	68.0	56.2	74.2	70.1	61.6	53.5	45.0
2. Once	16.7	16.9	16.2	17.0	11.3	15.4	17.8	17.8	14.3	14.2	22.5	17.2	15.4	18.7	16.1	16.5
3. Twice	8.0	6.9	8.9	8.6	4.7	6.8	7.9	9.7	6.1	7.4	9.4	2.3	6.6	9.9	12.5	13.6
4. 3 to 5 times	7.6	5.1	9.2	8.7	3.6	8.1	9.4	5.6	8.0	6.6	10.5	2.5	5.4	7.8	14.3	16.1
5. 6 to 9 times	0.6	-	1.2	0.8	-	0.6	0.3	1.2	-	0.7	0.5	0.3	0.1	1.5	1.2	-
6. 10 or more times	2.5	2.3	2.7	1.5	2.0	6.4	1.6	1.0	1.6	3.0	1.0	3.5	2.3	0.6	2.4	8.8
<i>Item 01691 Subject A01i</i>	<i>N†</i> 1247	547	647	907	89	273	344	432	198	898	291	293	384	194	314	37
B10: Do you want to stop smoking now?																
1. Yes	16.1	13.4	17.5	16.0	9.4	19.1	17.0	15.4	11.7	14.5	18.6	8.5	14.6	18.9	23.0	17.8
2. No	22.5	23.2	21.9	24.2	12.4	20.9	24.5	24.7	16.3	20.2	30.6	11.7	18.5	23.6	35.8	34.2
8. Don't smoke now	61.4	63.4	60.6	59.9	78.2	60.0	58.4	59.9	72.0	65.3	50.7	79.9	66.9	57.5	41.2	48.0
<i>Item 01700 Subject A01i</i>	<i>N†</i> 1263	551	655	915	92	276	349	440	198	907	296	300	385	198	317	37
B11: Do you (or did you) worry that quitting smoking would make you gain weight?																
1. No, not at all	85.2	93.2	78.7	83.9	93.1	82.7	86.8	84.1	88.4	84.7	87.5	92.6	86.1	84.7	78.1	75.8
2. Yes, a little	7.8	2.8	12.0	8.5	2.1	9.8	7.1	8.3	5.0	8.4	4.7	3.8	8.9	8.6	9.9	11.2
3. Yes, some	3.6	2.0	5.0	3.9	3.2	2.1	3.0	4.1	5.8	4.0	2.6	0.8	2.0	4.1	7.5	5.6
4. Yes, a lot	3.4	2.0	4.4	3.7	1.6	5.4	3.2	3.5	0.8	2.9	5.2	2.9	3.1	2.7	4.5	7.5
<i>Item 30100 Subject A06c</i>	<i>N†</i> 1243	543	647	905	87	273	346	430	193	895	289	292	380	194	315	37
B12: Some people start to smoke because they think it will help them lose weight. Was losing weight one of the reasons you started to smoke?																
1. No, not at all	92.4	96.4	89.5	92.5	98.3	89.0	92.1	93.2	95.7	91.4	94.4	92.9	93.0	95.6	89.6	89.6
2. Yes, a little	4.8	1.2	7.6	5.3	1.7	6.5	6.0	3.6	3.2	5.6	3.1	5.8	4.8	3.3	5.3	1.2
3. Yes, some	1.8	1.7	1.8	1.9	-	2.7	1.2	2.0	1.1	1.8	2.0	0.4	1.9	0.8	3.9	-
4. Yes, a lot	1.0	0.7	1.0	0.4	-	1.7	0.7	1.2	-	1.1	0.5	0.9	0.3	0.4	1.1	9.2
<i>Item 30110 Subject A06a</i>	<i>N†</i> 1231	538	642	898	85	269	344	423	194	887	290	289	377	196	310	36
B13: If you have never smoked, do you think you will try smoking cigarettes sometime this year?																
1. I have already tried cigarettes	37.0	36.3	38.2	40.5	20.9	37.4	40.8	37.3	30.6	35.5	44.6	16.4	50.7	61.3	68.2	59.3
2. I definitely will	0.8	0.9	0.6	0.9	-	1.0	0.7	0.6	0.9	0.5	1.7	0.1	0.8	0.9	2.9	1.9
3. I probably will	2.3	2.5	2.2	2.0	0.4	2.4	2.9	1.7	2.5	2.3	2.5	1.8	3.4	1.4	2.5	2.8
4. I probably will not	10.3	10.2	10.4	10.1	6.4	10.4	10.9	8.2	13.2	10.4	9.4	11.5	10.1	10.0	5.9	1.1
5. I definitely will not	49.6	50.2	48.7	46.6	72.3	48.7	44.6	52.3	52.8	51.3	41.8	70.1	35.0	26.5	20.4	35.0
<i>Item 30120 Subject A04b</i>	<i>N</i> 2341	1031	1217	1626	244	502	613	792	435	1772	467	1162	523	240	335	40
B14: Do you think you will be smoking cigarettes five years from now?																
1. I definitely will	0.8	1.5	0.2	0.5	1.3	1.0	0.6	1.1	0.5	0.6	2.0	0.5	0.5	1.7	0.8	6.3
2. I probably will	10.2	8.8	11.2	10.6	3.7	10.3	11.0	11.2	7.1	8.5	15.6	2.8	10.3	13.8	28.6	25.1
3. I probably will not	23.0	23.1	22.9	23.6	13.4	26.1	23.4	20.9	22.8	22.0	25.3	17.4	23.2	32.5	33.3	24.4
4. I definitely will not	66.0	66.5	65.6	65.3	81.5	62.6	65.0	66.8	69.6	68.9	57.2	79.3	66.0	52.1	37.3	44.2
<i>Item 01710 Subject A04a</i>	<i>N</i> 2435	1074	1263	1687	248	525	632	820	458	1839	490	1171	550	256	374	43
B15: How much do you agree or disagree with the following statements?																
B15A: I will never get addicted to cigarettes																
1. Disagree	21.4	18.7	22.8	23.2	16.3	23.2	20.3	21.3	21.3	20.3	25.3	18.2	20.8	22.2	31.2	30.2
2. Mostly disagree	7.9	8.3	7.5	8.6	3.8	8.1	6.2	8.6	9.0	8.1	8.1	5.2	8.2	11.6	12.8	14.8
3. Neither	9.2	9.9	8.8	9.3	4.1	8.9	10.2	9.6	7.5	8.6	12.2	7.1	10.0	11.7	13.3	7.9
4. Mostly agree	9.3	8.2	10.1	8.9	7.2	11.1	8.3	8.8	9.6	8.8	10.2	7.6	9.7	11.2	11.4	14.6
5. Agree	52.1	54.9	50.8	49.9	68.6	48.7	55.1	51.7	52.6	54.3	44.3	61.8	51.3	43.3	31.4	32.4
<i>Item 30130 Subject A04a</i>	<i>N</i> 2441	1075	1269	1696	247	529	636	820	456	1846	491	1173	551	255	378	43

†=excludes respondents for whom question was inappropriate.

QUESTIONNAIRE FORM 6 2004	TOTAL	SEX		RACE		REGION				COLLEGE PLANS?		ILLICIT DRUG USE: LIFETIME				
		M	F	White	Black	NE	NC	S	W	Yes	No	None	Mari- juana Only	Few Pills	More Pills	Any Her- oin
<i>N (Weighted No. of Cases):</i>	2518	1099	1284	1717	259	539	657	849	474	1874	499	1190	558	256	387	44
<i>% of Weighted Total:</i>	100.0	43.6	51.0	68.2	10.3	21.4	26.1	33.7	18.8	74.4	19.8	47.3	22.2	10.2	15.4	1.7
B15B: I could smoke a pack a day for a year or more and still be able to quit if I wanted to																
1. Disagree	57.9	51.3	62.8	59.4	56.7	59.5	57.7	55.0	61.8	59.3	53.5	63.2	54.4	52.1	51.7	47.3
2. Mostly disagree	14.6	16.8	13.2	16.2	10.2	17.1	15.4	12.9	13.8	15.0	13.5	12.6	17.4	18.8	13.9	15.1
3. Neither	12.7	13.5	12.4	11.7	12.0	12.1	12.2	13.5	12.6	12.0	14.6	12.0	10.8	14.9	15.5	16.0
4. Mostly agree	5.7	6.5	5.0	5.7	4.7	4.8	6.6	5.7	5.5	5.1	7.6	3.9	8.0	5.8	7.8	4.5
5. Agree	9.1	12.0	6.6	7.0	16.4	6.5	8.1	13.0	6.4	8.6	10.8	8.2	9.4	8.3	11.2	17.1
<i>Item 30140 Subject A04a</i>	<i>N</i> 2433	1072	1265	1691	247	529	632	815	456	1841	489	1168	549	255	378	41
B15C: At my age, smoking is not too dangerous because you can always quit later																
1. Disagree	72.1	68.3	75.3	71.8	77.6	73.0	70.8	71.3	74.3	73.8	65.7	80.1	70.0	62.7	59.3	60.3
2. Mostly disagree	13.2	14.4	12.3	14.3	8.4	12.9	14.5	12.1	13.9	13.4	13.7	9.5	12.9	21.6	18.0	19.3
3. Neither	9.3	10.6	8.5	9.6	6.9	8.1	10.5	10.1	7.8	8.7	12.1	6.0	10.6	12.7	15.0	10.6
4. Mostly agree	2.6	3.3	2.0	2.3	2.9	2.8	2.2	3.3	1.8	2.2	3.4	2.2	2.8	1.3	4.6	1.3
5. Agree	2.7	3.4	1.9	2.0	4.2	3.1	2.0	3.2	2.1	2.0	5.0	2.1	3.6	1.7	3.0	8.5
<i>Item 30150 Subject A04a</i>	<i>N</i> 2431	1070	1266	1690	247	528	635	814	453	1840	489	1170	550	254	377	40
B16: Some tobacco companies make clothing, hats, bags, or other things with their brand on it. Do you have a piece of clothing, or other thing that has a tobacco brand name or logo on it?																
1. No	87.7	85.4	89.6	86.2	96.4	85.2	86.7	87.4	92.3	89.7	79.5	91.3	89.1	84.8	78.0	70.4
2. Yes—GO TO Q.B16A	12.3	14.6	10.4	13.8	3.6	14.8	13.3	12.6	7.7	10.3	20.5	8.7	10.9	15.2	22.0	29.6
<i>Item 30160 Subject A18b</i>	<i>N</i> 2447	1083	1269	1702	250	530	638	821	458	1854	490	1181	552	256	376	42
B16A: What brand name is on it (or on them)? (Mark all that apply.)																
A. Camel	21.3	26.8	13.4	18.5	7.2	19.3	15.7	29.1	16.5	20.3	23.3	12.8	20.8	27.5	25.4	47.5
B. Kool	9.1	9.9	6.8	8.2	22.8	9.0	15.7	2.8	11.7	6.8	11.7	9.6	8.9	1.0	8.7	17.2
C. Marlboro	72.4	65.5	80.6	76.1	39.1	71.9	71.5	73.0	73.7	71.7	71.9	72.7	69.9	73.7	70.8	83.2
D. Newport	12.1	9.8	15.9	9.8	25.9	18.2	10.0	11.6	4.9	13.3	9.9	5.3	9.2	11.1	19.1	22.2
E. Virginia Slims	0.9	1.1	0.6	0.6	-	-	0.6	0.7	4.0	0.9	0.9	0.7	0.9	-	1.0	3.6
F. Other	16.5	21.4	10.0	14.6	26.5	12.8	15.1	19.9	18.0	16.6	18.0	17.0	21.6	15.2	11.4	31.0
<i>Item 30170-30220 Subject A18b</i>	<i>N†</i> 303	158	134	234	9	79	86	104	34	191	102	103	59	39	85	13
B17: Have you ever saved coupons from cigarettes (whether or not you bought them yourself)?																
1. No	92.6	93.0	92.4	91.8	97.4	92.7	90.4	92.7	95.1	94.0	87.3	97.3	92.9	88.6	81.7	78.9
2. Yes—GO TO Q.B17A	7.4	7.0	7.6	8.2	2.6	7.3	9.6	7.3	4.9	6.0	12.7	2.7	7.1	11.4	18.3	21.1
<i>Item 30230 Subject A18c</i>	<i>N</i> 2447	1079	1271	1700	251	530	637	821	459	1854	490	1179	552	256	377	43
B17A: Are you currently saving coupons from cigarettes?																
1. No	56.2	55.0	55.6	59.4	60.3	45.8	60.5	56.2	62.7	64.0	41.6	53.7	59.5	59.9	57.1	30.1
2. Yes	43.8	45.0	44.4	40.6	39.7	54.2	39.5	43.8	37.3	36.0	58.4	46.3	40.5	40.1	42.9	69.9
<i>Item 30240 Subject A18c</i>	<i>N†</i> 182	74	96	139	7	39	61	60	22	111	61	31	39	29	69	9
B18: Has anyone from a tobacco company ever given you, or mailed you, a free sample of their cigarettes?																
1. No, never	97.7	97.8	97.7	97.8	96.9	98.7	98.0	96.4	98.6	98.2	96.3	99.0	97.1	97.8	95.1	92.7
2. Yes, in the past 12 months	1.6	1.7	1.4	1.5	2.1	0.6	1.9	2.7	0.6	1.2	3.2	0.7	1.8	2.2	3.4	4.5
3. Yes, but not in the past 12 months	0.7	0.4	0.9	0.8	1.0	0.8	0.1	0.9	0.9	0.6	0.5	0.2	1.1	-	1.5	2.8
<i>Item 30250 Subject A18d</i>	<i>N</i> 2453	1084	1274	1703	252	531	640	823	459	1858	494	1185	552	256	379	43

†=excludes respondents for whom question was inappropriate.

QUESTIONNAIRE FORM 6 2004	TOTAL	SEX		RACE		REGION				COLLEGE PLANS?		ILLICIT DRUG USE: LIFETIME				
		M	F	White	Black	NE	NC	S	W	Yes	No	None	Mari- juana Only	Few Pills	More Pills	Any Her- oin
<i>N (Weighted No. of Cases):</i>	2518	1099	1284	1717	259	539	657	849	474	1874	499	1190	558	256	387	44
<i>% of Weighted Total:</i>	100.0	43.6	51.0	68.2	10.3	21.4	26.1	33.7	18.8	74.4	19.8	47.3	22.2	10.2	15.4	1.7
B19: Have you ever taken or used smokeless tobacco (snuff, plug, dipping tobacco, chewing tobacco)?																
1. Never—GO TO Q.B21	83.3	73.1	92.6	80.0	96.7	89.3	81.1	79.6	86.2	85.5	75.8	93.2	80.9	73.2	68.7	42.9
2. Once or twice	9.4	13.0	6.3	10.9	2.2	5.7	11.6	10.5	8.6	9.2	10.2	4.5	10.9	15.7	16.8	20.2
3. Occasionally but not regularly	3.1	5.1	1.0	3.6	0.7	2.0	3.2	3.8	2.7	2.6	4.2	1.1	2.7	4.4	7.6	12.8
4. Regularly in the past	1.3	2.7	0.1	1.7	0.4	0.7	0.6	2.5	0.7	0.6	4.0	0.4	1.2	3.3	2.6	1.8
5. Regularly now	2.9	6.0	0.1	3.8	-	2.2	3.5	3.5	1.8	2.0	5.8	0.8	4.3	3.4	4.3	22.4
<i>Item 22230 Subject A01a</i>	<i>N</i> 2449	1086	1271	1707	250	523	640	826	460	1853	496	1185	548	254	382	43
B20: How frequently have you taken smokeless tobacco during the past 30 days?																
1. Not at all—incl. (1) in Q.B19	93.3	87.8	98.4	91.9	99.7	94.9	92.6	91.6	95.7	95.1	88.1	97.5	92.2	90.6	88.4	66.6
2. Once or twice	2.6	4.1	1.3	2.9	0.3	1.4	3.0	3.4	1.9	1.9	4.4	1.5	2.4	4.2	4.2	5.5
3. Once or twice per week	0.9	1.6	0.1	1.1	-	0.9	1.1	1.0	0.3	0.6	1.9	0.2	0.6	1.9	2.4	2.2
4. Three to five times per week	0.5	0.9	-	0.6	-	0.8	0.4	0.3	0.5	0.4	0.6	-	0.4	1.6	1.2	-
5. About once a day	0.7	1.1	0.2	0.8	-	0.3	0.3	1.6	-	0.5	1.4	0.3	0.8	0.7	0.6	9.5
6. More than once a day	2.1	4.4	0.1	2.6	-	1.7	2.7	2.1	1.7	1.5	3.6	0.5	3.6	0.9	3.4	16.1
<i>Item 22240 Subject A01c</i>	<i>N</i> 2452	1087	1273	1708	251	525	641	826	460	1855	496	1186	550	254	383	43
D01: The next questions are about anti-smoking commercials or "spots" that are intended to discourage cigarette smoking. In recent months, about how often have you seen such anti-smoking commercials on TV, or heard them on the radio?																
1. Not at all	7.8	8.0	6.8	5.8	12.3	6.5	6.2	9.5	8.3	5.9	14.0	8.0	7.6	7.8	4.7	12.2
2. Less than once a month	8.1	7.3	8.7	8.4	5.6	7.2	8.3	7.9	9.1	7.4	10.9	8.1	8.8	8.6	7.1	1.0
3. 1-3 times per month	19.0	16.4	21.6	19.9	14.6	17.6	21.8	18.0	18.8	19.5	17.5	18.8	18.1	23.8	18.0	21.8
4. 1-3 times per week	28.6	29.3	28.5	30.7	27.2	27.8	28.1	28.7	30.0	30.5	21.0	29.3	28.5	27.3	28.0	27.5
5. Daily or almost daily	27.1	29.1	25.5	27.9	22.8	33.4	24.8	26.6	24.0	27.2	27.9	27.3	26.7	22.8	31.8	24.6
6. More than once a day	9.4	10.0	8.9	7.2	17.5	7.5	10.9	9.3	9.9	9.6	8.8	8.4	10.3	9.7	10.4	12.8
<i>Item 30260 Subject A10b, A18a</i>	<i>N</i> 2388	1052	1250	1679	237	513	624	809	442	1856	479	1145	539	253	374	42
D02: In recent months, about how often have you seen anti-smoking ads on billboards or in magazines and newspapers?																
1. Not at all	14.6	14.8	13.7	13.6	16.5	13.7	13.2	17.1	13.3	13.7	17.3	14.3	15.2	12.8	13.3	27.2
2. Less than once a month	17.6	14.9	20.1	18.4	11.8	16.9	17.6	16.1	20.9	17.6	17.8	17.7	18.4	17.1	16.7	17.2
3. 1-3 times per month	29.8	31.6	28.9	32.1	21.7	28.5	29.2	30.8	30.6	30.4	28.5	30.6	29.9	31.8	28.3	20.1
4. 1-3 times per week	21.5	21.6	21.5	22.5	21.8	22.4	24.5	17.8	22.8	22.4	18.0	21.8	21.7	21.9	21.9	17.4
5. Daily or almost daily	12.9	12.7	12.6	10.9	22.1	15.2	11.0	14.6	9.5	12.7	13.5	12.9	10.2	13.0	15.8	7.2
6. More than once a day	3.7	4.5	3.1	2.5	6.1	3.3	4.5	3.5	3.1	3.2	4.8	2.7	4.7	3.5	4.0	11.1
<i>Item 30270 Subject A10b, A18a</i>	<i>N</i> 2387	1050	1252	1680	234	512	625	808	441	1855	480	1144	540	253	373	42
D03: To what extent do you think such ads on TV, radio, billboards or in magazines and newspapers have . . .																
D03A: . . . made you less favorable toward smoking cigarettes?																
1. Not at all	32.3	37.5	27.8	31.3	30.0	36.6	30.8	33.5	27.1	29.5	43.2	27.0	34.0	29.3	46.6	44.2
2. To a little extent	18.8	17.8	19.7	21.7	9.9	18.6	22.5	16.2	18.7	19.7	16.0	16.3	22.5	20.9	19.1	13.3
3. To some extent	24.2	22.9	25.3	25.5	20.3	25.5	21.3	23.9	27.4	25.2	19.3	27.4	19.0	29.0	18.9	33.4
4. To a great extent	11.4	10.9	11.6	11.7	9.4	8.8	15.1	10.1	11.6	11.8	10.4	12.4	12.1	12.7	5.9	9.1
5. To a very great extent	13.3	10.9	15.6	9.8	30.4	10.5	10.3	16.3	15.2	13.8	11.1	17.0	12.4	8.2	9.4	-
<i>Item 30280 Subject A10b, A11a, A18a</i>	<i>N</i> 2376	1043	1248	1676	235	509	624	804	439	1848	477	1139	537	251	372	42
D03B: . . . made you less likely to smoke cigarettes?																
1. Not at all	34.6	40.8	29.2	34.4	27.9	36.2	32.7	37.2	30.6	31.9	45.4	28.7	35.1	30.2	52.6	48.6
2. To a little extent	18.7	17.0	20.1	21.2	10.7	20.5	22.3	15.0	18.6	19.7	14.5	16.1	24.5	23.8	15.1	18.0
3. To some extent	20.9	18.7	22.8	22.0	15.3	22.2	19.0	20.5	22.8	21.5	17.8	22.8	17.2	25.3	17.1	26.2
4. To a great extent	11.3	11.5	11.2	11.7	11.1	9.5	14.5	10.2	11.0	11.6	11.1	13.0	11.7	9.0	6.7	7.3
5. To a very great extent	14.4	12.0	16.7	10.8	35.1	11.6	11.5	17.2	16.9	15.3	11.1	19.3	11.6	11.7	8.5	-
<i>Item 30290 Subject A04a, A10b, A18a</i>	<i>N</i> 2367	1040	1243	1672	231	508	620	802	437	1842	476	1136	534	249	371	42

QUESTIONNAIRE FORM 6 2004	TOTAL	SEX		RACE		REGION				COLLEGE PLANS?		ILLCIT DRUG USE: LIFETIME				
		M	F	White	Black	NE	NC	S	W	Yes	No	None	Mari- juana Only	Few Pills	More Pills	Any Her- oin
<i>N (Weighted No. of Cases):</i>	2518	1099	1284	1717	259	539	657	849	474	1874	499	1190	558	256	387	44
<i>% of Weighted Total:</i>	100.0	43.6	51.0	68.2	10.3	21.4	26.1	33.7	18.8	74.4	19.8	47.3	22.2	10.2	15.4	1.7
D03C: . . . overstated the dangers or risks of cigarette smoking?																
1. Not at all	43.4	43.0	42.8	43.5	44.1	41.7	41.3	49.2	37.7	44.3	39.5	45.4	42.7	38.3	39.9	40.9
2. To a little extent	18.2	18.1	19.2	21.0	7.2	18.5	22.0	13.9	20.3	18.4	18.3	16.9	19.3	22.7	18.2	21.1
3. To some extent	19.9	18.9	21.4	20.7	17.6	21.2	20.3	18.1	20.7	20.2	18.2	18.3	21.0	21.9	22.4	24.7
4. To a great extent	8.7	10.6	6.8	8.6	6.3	11.4	8.8	6.5	9.5	7.9	12.3	8.5	8.4	9.0	10.0	5.1
5. To a very great extent	9.8	9.5	9.9	6.1	24.8	7.2	7.5	12.2	11.7	9.2	11.7	10.9	8.6	8.2	9.5	8.3
<i>Item 30300 Subject A10b, A18a</i>	<i>N</i> 2369	1040	1244	1674	232	508	621	803	437	1844	475	1134	537	250	371	42
D04: These days, how many people in the following groups would you guess are regular cigarette smokers?																
D04A: Professional athletes																
1. 0% to 10%	42.1	48.0	37.1	43.4	34.6	43.0	41.3	39.9	46.2	42.2	40.4	37.4	43.8	44.4	53.9	36.7
2. 11% to 30%	22.1	21.5	22.4	23.6	18.9	26.5	22.6	19.6	20.8	23.5	17.7	23.1	22.7	24.2	17.8	17.8
3. 31% to 50%	13.1	12.1	14.0	13.2	15.0	12.9	12.9	15.1	10.1	12.9	13.5	13.0	14.7	13.4	13.1	4.8
4. 51% to 70%	6.6	5.4	7.6	6.6	7.1	5.7	7.8	6.6	6.1	6.4	7.9	7.2	6.7	2.9	4.5	18.7
5. 71% to 90%	3.1	2.2	4.0	2.9	3.1	1.0	3.3	4.2	2.9	3.3	2.1	3.3	3.0	3.6	2.3	1.6
6. 91% to 100%	1.4	0.7	1.7	1.0	1.8	0.6	0.8	1.8	2.3	1.0	2.8	1.7	0.3	1.0	1.6	1.2
8. Have no idea	11.6	10.1	13.1	9.3	19.5	10.2	11.4	12.8	11.5	10.7	15.7	14.2	8.9	10.4	6.8	19.3
<i>Item 30310 Subject A17a</i>	<i>N</i> 2360	1036	1243	1666	228	507	619	800	434	1829	476	1131	537	249	369	42
D04B: Rock music performers																
1. 0% to 10%	2.1	2.7	1.1	1.3	5.0	1.6	0.9	3.1	2.7	1.3	4.0	2.1	1.9	1.5	2.0	-
2. 11% to 30%	5.0	4.5	5.7	4.7	6.3	3.0	6.6	4.8	5.4	5.2	4.7	6.0	3.9	2.7	4.8	7.9
3. 31% to 50%	12.6	14.1	11.7	13.2	13.0	14.7	11.4	12.4	12.0	12.9	11.2	13.6	11.8	11.6	11.9	7.5
4. 51% to 70%	24.3	26.0	22.6	24.9	19.3	28.0	21.6	22.5	27.1	24.9	21.8	23.3	26.8	24.9	24.4	21.5
5. 71% to 90%	30.8	30.2	31.3	33.5	22.7	32.5	33.9	29.0	27.5	32.4	25.7	27.6	31.7	39.6	33.3	47.2
6. 91% to 100%	17.4	14.7	19.7	16.5	18.9	13.7	18.7	18.7	17.6	16.8	19.6	17.6	17.4	15.4	18.6	8.9
8. Have no idea	7.9	7.8	7.9	5.9	14.7	6.5	6.9	9.5	7.8	6.6	13.0	9.8	6.4	4.4	5.1	7.0
<i>Item 30320 Subject A17a</i>	<i>N</i> 2350	1035	1236	1661	226	505	617	795	433	1824	472	1125	535	249	369	40
D04C: Actors and actresses																
1. 0% to 10%	3.1	3.9	1.9	2.2	7.9	2.6	2.3	4.1	3.1	2.3	5.4	3.2	2.2	2.5	3.6	1.9
2. 11% to 30%	9.4	11.5	7.9	9.9	8.1	8.2	9.6	9.4	10.8	9.4	9.7	8.9	10.2	7.5	10.0	19.4
3. 31% to 50%	20.3	24.7	17.1	22.5	17.0	20.9	18.1	19.9	23.4	21.0	16.6	21.7	21.8	22.7	13.8	14.7
4. 51% to 70%	28.9	28.0	29.7	30.1	21.8	33.3	30.1	25.6	28.0	29.4	27.1	26.8	30.5	28.8	35.3	15.6
5. 71% to 90%	21.0	17.8	24.1	20.7	23.3	21.6	22.2	22.0	16.6	22.0	18.0	19.4	19.8	26.0	24.5	28.3
6. 91% to 100%	7.5	4.7	9.4	6.5	5.8	3.4	8.8	8.2	9.4	7.5	8.3	7.9	7.1	5.9	8.0	4.9
8. Have no idea	9.7	9.2	9.9	8.1	16.1	10.1	8.9	10.7	8.7	8.5	14.8	12.0	8.4	6.5	4.7	15.1
<i>Item 30330 Subject A17a</i>	<i>N</i> 2351	1036	1236	1660	226	504	617	795	435	1827	469	1125	535	250	369	40
D04D: Students in your school																
1. 0% to 10%	4.2	5.6	2.6	3.3	8.1	2.6	2.5	4.9	7.3	3.9	4.8	5.9	2.9	0.7	3.2	-
2. 11% to 30%	14.2	19.7	10.2	15.5	9.1	12.5	12.5	12.3	21.8	15.5	9.4	17.3	11.8	12.2	11.3	3.7
3. 31% to 50%	25.8	26.9	24.4	28.1	18.0	27.4	26.9	22.5	28.4	28.0	16.9	26.9	25.1	27.3	22.7	36.2
4. 51% to 70%	25.6	23.4	27.7	26.6	29.2	25.4	26.9	27.7	20.1	25.4	26.9	21.7	31.7	30.6	25.6	23.8
5. 71% to 90%	16.8	14.7	18.9	16.1	16.3	19.5	18.6	16.0	12.6	16.0	19.8	14.6	16.6	19.6	22.5	14.7
6. 91% to 100%	7.8	4.2	10.7	6.0	11.0	8.7	7.0	9.6	4.5	6.4	13.4	6.5	7.6	6.7	10.7	13.0
8. Have no idea	5.6	5.6	5.6	4.4	8.3	4.0	5.6	6.9	5.3	4.8	8.8	7.0	4.2	2.8	4.0	8.7
<i>Item 30340 Subject A11d, A17a</i>	<i>N</i> 2350	1035	1236	1658	227	505	616	796	433	1824	472	1127	534	249	369	40
D05: How many people in the following groups would you guess use illicit drugs (like marijuana, cocaine, etc.) occasionally or regularly?																
D05A: Professional athletes																
1. 0% to 10%	28.5	27.7	29.3	29.8	21.8	28.6	28.4	25.5	34.0	29.2	25.1	28.7	30.3	27.0	27.7	26.5
2. 11% to 30%	23.4	26.2	21.4	24.6	17.6	26.7	25.6	20.4	21.7	23.3	24.0	22.8	23.9	26.2	24.5	14.7
3. 31% to 50%	15.7	15.7	15.3	16.5	17.2	13.7	15.1	17.0	16.4	16.5	12.6	14.2	17.4	17.7	16.0	15.8
4. 51% to 70%	10.2	9.0	11.3	9.5	11.7	7.3	11.8	11.3	9.1	11.0	7.1	10.1	9.3	8.5	11.6	20.4
5. 71% to 90%	7.0	7.2	6.8	6.7	9.4	7.8	5.5	8.9	5.0	6.8	7.1	6.5	8.0	5.3	8.1	3.5
6. 91% to 100%	2.8	3.0	2.7	2.4	4.9	2.1	1.9	3.9	3.0	2.6	4.1	2.1	2.6	2.8	4.3	10.2
8. Have no idea	12.4	11.1	13.2	10.5	17.5	13.8	11.6	13.0	10.8	10.6	20.0	15.5	8.4	12.6	7.9	9.0
<i>Item 22380 Subject A17a</i>	<i>N</i> 2353	1036	1236	1663	226	506	617	798	432	1826	473	1128	537	248	368	41

QUESTIONNAIRE FORM 6 2004	TOTAL	SEX		RACE		REGION				COLLEGE PLANS?		ILLICIT DRUG USE: LIFETIME					
		M	F	White	Black	NE	NC	S	W	Yes	No	None	Mari- juana Only	Few Pills	More Pills	Any Her- oin	
<i>N (Weighted No. of Cases):</i>	2518	1099	1284	1717	259	539	657	849	474	1874	499	1190	558	256	387	44	
<i>% of Weighted Total:</i>	100.0	43.6	51.0	68.2	10.3	21.4	26.1	33.7	18.8	74.4	19.8	47.3	22.2	10.2	15.4	1.7	
D05B: Rock music performers																	
1. 0% to 10%	2.6	3.1	1.9	2.1	5.2	1.8	2.1	3.5	2.7	1.8	5.0	3.1	1.8	1.5	2.8	-	
2. 11% to 30%	7.2	7.4	7.1	7.1	7.1	6.7	10.3	5.0	7.5	6.7	9.5	8.6	7.6	3.5	5.5	5.1	
3. 31% to 50%	11.9	11.7	12.3	12.6	5.8	12.7	12.2	11.1	11.7	12.6	9.8	13.1	9.7	16.2	9.0	3.1	
4. 51% to 70%	19.4	21.1	18.4	20.5	17.7	17.3	17.4	22.1	19.4	19.7	17.8	18.4	23.7	18.9	14.9	43.1	
5. 71% to 90%	28.7	27.2	29.8	30.0	26.5	31.9	28.3	26.7	29.0	30.2	22.5	27.3	27.5	31.8	34.7	16.4	
6. 91% to 100%	21.1	21.0	21.1	20.5	21.9	19.3	21.4	21.9	21.5	21.2	20.6	17.9	22.4	22.4	26.6	28.5	
8. Have no idea	9.1	8.5	9.3	7.2	15.9	10.2	8.4	9.6	8.1	7.7	14.7	11.5	7.2	5.6	6.5	3.9	
<i>Item 22390 Subject A17a</i>	<i>N</i>	<i>2351</i>	<i>1037</i>	<i>1235</i>	<i>1662</i>	<i>227</i>	<i>507</i>	<i>619</i>	<i>793</i>	<i>432</i>	<i>1823</i>	<i>473</i>	<i>1127</i>	<i>537</i>	<i>248</i>	<i>367</i>	<i>39</i>
D05C: Actors and actresses																	
1. 0% to 10%	6.9	7.5	5.8	6.6	10.5	5.5	7.4	6.7	8.1	6.0	9.5	8.1	6.9	4.6	4.2	3.1	
2. 11% to 30%	18.2	20.5	17.1	18.9	15.7	18.7	19.5	16.8	18.5	18.5	18.0	20.9	19.4	12.8	14.1	6.3	
3. 31% to 50%	22.6	23.9	22.1	23.6	20.8	20.6	23.9	22.1	23.8	22.7	21.1	22.0	25.0	24.0	20.9	21.3	
4. 51% to 70%	20.6	18.4	22.2	21.1	18.5	23.1	20.2	19.2	20.9	22.3	13.6	19.3	19.9	26.8	20.2	38.4	
5. 71% to 90%	13.7	12.5	14.6	14.3	9.5	14.6	12.7	15.1	11.5	14.1	12.6	11.0	13.5	14.9	21.1	21.2	
6. 91% to 100%	5.7	5.8	5.4	5.0	5.1	4.8	4.2	7.3	6.1	5.9	5.7	3.3	6.1	4.9	12.0	5.9	
8. Have no idea	12.3	11.4	12.9	10.5	19.9	12.7	12.1	12.8	11.1	10.5	19.4	15.4	9.3	12.0	7.4	3.9	
<i>Item 22400 Subject A17a</i>	<i>N</i>	<i>2346</i>	<i>1033</i>	<i>1236</i>	<i>1659</i>	<i>226</i>	<i>506</i>	<i>616</i>	<i>794</i>	<i>431</i>	<i>1820</i>	<i>472</i>	<i>1127</i>	<i>535</i>	<i>247</i>	<i>367</i>	<i>39</i>
D05D: Students in your school																	
1. 0% to 10%	7.4	9.4	5.3	7.5	9.1	5.3	9.3	8.3	5.8	6.9	9.2	9.8	5.0	8.1	3.9	2.0	
2. 11% to 30%	16.3	17.9	15.4	17.5	15.1	12.7	17.3	16.9	18.2	17.6	10.8	21.6	14.1	12.4	8.6	-	
3. 31% to 50%	22.0	22.7	21.8	23.6	14.2	22.5	23.1	20.8	22.3	23.6	15.3	23.8	21.4	21.9	17.5	20.3	
4. 51% to 70%	22.8	23.1	23.1	23.9	22.1	23.0	21.9	22.7	24.1	23.4	21.7	18.5	27.3	25.1	28.5	26.9	
5. 71% to 90%	16.1	13.3	17.9	15.8	16.4	19.9	15.4	15.1	14.7	15.2	20.1	12.3	18.8	18.7	21.2	34.5	
6. 91% to 100%	7.9	6.0	9.5	6.2	12.0	10.1	6.3	8.2	7.0	6.6	13.0	4.8	8.8	7.2	14.7	10.6	
8. Have no idea	7.3	7.6	7.1	5.5	11.2	6.6	6.7	8.0	7.9	6.7	10.0	9.2	4.5	6.6	5.6	5.8	
<i>Item 22405 Subject A11d, A17a</i>	<i>N</i>	<i>2347</i>	<i>1033</i>	<i>1236</i>	<i>1661</i>	<i>226</i>	<i>505</i>	<i>618</i>	<i>794</i>	<i>430</i>	<i>1822</i>	<i>471</i>	<i>1129</i>	<i>536</i>	<i>248</i>	<i>367</i>	<i>39</i>
D06: Think about the movie that you watched most recently in a theater. Did any of the characters in the movie smoke cigarettes?																	
1. No	25.6	26.9	24.2	26.3	28.1	24.4	24.5	28.0	24.2	25.1	27.2	29.2	22.5	17.4	23.9	16.5	
2. Yes, some	52.9	52.1	54.8	53.5	48.5	52.6	54.6	50.7	55.1	54.6	47.7	51.6	57.0	59.3	49.5	47.5	
3. Yes, a lot	10.7	11.7	9.7	10.1	10.1	10.9	11.4	10.4	10.2	10.1	12.5	8.4	9.0	13.9	15.2	30.7	
4. Don't remember	10.7	9.4	11.3	10.1	13.4	12.1	9.5	10.9	10.5	10.2	12.6	10.8	11.5	9.3	11.4	5.3	
<i>Item 30360 Subject A02c, A10b, A18e</i>	<i>N</i>	<i>2353</i>	<i>1038</i>	<i>1232</i>	<i>1659</i>	<i>228</i>	<i>506</i>	<i>617</i>	<i>798</i>	<i>432</i>	<i>1821</i>	<i>474</i>	<i>1125</i>	<i>536</i>	<i>251</i>	<i>366</i>	<i>41</i>
D07: Think about the movie that you watched most recently on video or on TV. Did any of the characters in the movie smoke cigarettes?																	
1. No	20.7	22.7	18.5	21.2	20.4	22.3	19.1	19.5	23.4	20.4	22.4	22.2	20.9	14.8	19.5	8.2	
2. Yes, some	57.3	56.1	59.4	57.6	58.9	54.8	58.7	57.8	57.5	58.5	52.9	57.9	57.3	59.9	54.1	69.7	
3. Yes, a lot	11.6	11.4	10.9	10.8	9.8	12.3	11.7	11.9	10.1	11.0	13.4	8.4	11.7	13.8	18.2	21.3	
4. Don't remember	10.3	9.8	11.1	10.4	10.9	10.5	10.5	10.8	9.0	10.1	11.2	11.4	10.0	11.5	8.2	0.8	
<i>Item 30370 Subject A02c, A10b, A18e</i>	<i>N</i>	<i>2355</i>	<i>1035</i>	<i>1239</i>	<i>1665</i>	<i>228</i>	<i>506</i>	<i>618</i>	<i>798</i>	<i>434</i>	<i>1826</i>	<i>475</i>	<i>1129</i>	<i>535</i>	<i>250</i>	<i>368</i>	<i>40</i>
D08: The next questions ask about anti-drug commercials or "spots" that are intended to discourage drug use. In recent months, about how often have you seen such anti-drug commercials on TV, or heard them on the radio?																	
1. Not at all	11.8	12.1	10.3	10.3	12.6	14.3	11.4	11.2	10.3	9.2	20.8	10.7	11.6	9.3	12.7	19.1	
2. Less than once a month	13.4	11.7	14.6	13.7	10.9	13.2	11.4	14.0	15.2	12.8	14.7	15.1	13.0	10.8	11.2	1.8	
3. 1-3 times per month	25.4	25.0	26.3	27.3	22.8	22.7	27.0	25.5	26.2	26.1	23.7	23.3	29.7	29.7	23.2	37.2	
4. 1-3 times per week	27.0	27.5	27.2	29.2	21.6	27.4	28.8	25.0	27.5	28.2	22.7	27.6	23.9	29.6	30.6	16.2	
5. Daily or almost daily	18.2	18.8	17.9	16.7	21.4	19.7	17.8	18.8	16.1	19.2	14.6	18.9	18.0	16.2	18.2	17.7	
6. More than once a day	4.3	4.8	3.7	2.8	10.7	2.8	3.6	5.5	4.8	4.5	3.6	4.4	3.8	4.4	4.1	8.0	
<i>Item 22460 Subject A10b</i>	<i>N</i>	<i>2337</i>	<i>1025</i>	<i>1231</i>	<i>1654</i>	<i>225</i>	<i>499</i>	<i>617</i>	<i>792</i>	<i>429</i>	<i>1816</i>	<i>467</i>	<i>1119</i>	<i>531</i>	<i>245</i>	<i>368</i>	<i>40</i>

QUESTIONNAIRE FORM 6 2004	TOTAL	SEX		RACE		REGION				COLLEGE PLANS?		ILLICIT DRUG USE: LIFETIME				
		M	F	White	Black	NE	NC	S	W	Yes	No	None	Mari- juana Only	Few Pills	More Pills	Any Her- oin
<i>N (Weighted No. of Cases):</i>	2518	1099	1284	1717	259	539	657	849	474	1874	499	1190	558	256	387	44
<i>% of Weighted Total:</i>	100.0	43.6	51.0	68.2	10.3	21.4	26.1	33.7	18.8	74.4	19.8	47.3	22.2	10.2	15.4	1.7
D09: To what extent do you think such commercials have . . .																
D09A: Made people your age less favorable toward drugs?																
1. Not at all	27.7	32.1	24.0	28.0	24.8	32.1	26.0	28.0	24.5	25.8	35.1	23.0	30.5	25.6	38.3	26.6
2. To a little extent	30.3	27.4	32.8	31.8	23.8	29.6	31.0	29.7	31.2	31.2	28.2	29.3	31.2	33.9	29.4	39.5
3. To some extent	30.4	29.5	32.0	30.5	29.2	27.5	31.8	30.2	32.1	31.3	25.6	34.2	27.1	31.6	24.4	28.6
4. To a great extent	6.6	6.1	6.1	6.1	6.1	6.3	6.7	5.5	8.5	6.4	7.1	7.9	6.5	5.5	3.6	-
5. To a very great extent	5.0	4.9	5.2	3.6	16.1	4.5	4.5	6.6	3.6	5.3	4.0	5.6	4.7	3.4	4.3	5.3
<i>Item 22470 Subject A10b</i>	<i>N</i> 2313	1014	1219	1651	219	495	614	779	426	1799	461	1108	523	245	367	40
D09B: Made you less favorable toward drugs?																
1. Not at all	29.2	35.3	24.1	29.2	23.2	32.9	28.2	29.0	26.9	27.0	37.3	23.2	29.2	31.9	42.5	49.6
2. To a little extent	21.5	21.7	21.0	23.4	13.2	21.9	24.9	19.4	19.8	22.4	17.9	18.7	25.5	21.7	23.4	27.7
3. To some extent	24.6	23.8	25.9	24.8	21.3	26.1	22.6	24.0	26.7	25.1	22.8	26.3	24.4	27.9	18.7	16.0
4. To a great extent	12.4	10.8	13.3	12.7	9.8	9.7	14.4	11.3	15.0	12.6	11.9	14.8	11.1	12.1	8.1	3.1
5. To a very great extent	12.3	8.4	15.7	9.8	32.6	9.4	10.0	16.3	11.5	13.0	10.0	16.9	9.8	6.4	7.3	3.6
<i>Item 22480 Subject A10b</i>	<i>N</i> 2303	1009	1214	1643	219	492	613	780	418	1792	459	1105	520	243	366	40
D09C: Made you less likely to use drugs?																
1. Not at all	31.1	38.4	25.3	32.0	23.5	34.6	29.1	31.2	29.9	29.3	37.6	25.1	31.0	31.9	46.8	44.5
2. To a little extent	20.1	19.8	20.0	21.4	12.3	20.5	21.1	19.7	18.9	20.6	18.0	17.1	25.4	19.9	21.7	28.9
3. To some extent	23.1	21.3	25.0	24.1	16.5	24.1	24.6	19.6	26.3	23.8	21.0	24.3	23.0	29.0	16.9	18.3
4. To a great extent	11.4	10.1	12.0	11.6	10.0	9.7	12.6	11.0	12.0	11.5	11.0	14.3	9.3	9.3	6.6	2.7
5. To a very great extent	14.3	10.4	17.7	10.9	37.7	11.1	12.6	18.5	13.0	14.9	12.4	19.2	11.4	9.9	8.0	5.6
<i>Item 22490 Subject A10b</i>	<i>N</i> 2302	1011	1212	1644	217	494	611	776	421	1790	462	1107	520	242	364	39
D09D: Overstated the dangers or risks of drug use?																
1. Not at all	41.6	41.8	41.8	42.3	45.6	39.0	36.5	48.5	39.1	42.1	38.9	45.1	42.7	35.4	33.3	37.1
2. To a little extent	19.7	18.5	20.6	21.1	10.3	20.7	25.1	14.0	21.0	21.0	15.4	18.1	22.7	20.6	19.2	24.2
3. To some extent	21.1	20.9	21.4	22.0	12.7	23.7	21.3	18.5	22.9	20.1	25.0	20.2	17.8	25.4	26.8	24.1
4. To a great extent	8.3	10.1	7.3	8.1	7.0	8.1	8.7	7.4	9.7	7.9	9.5	7.7	8.9	8.9	8.6	8.6
5. To a very great extent	9.3	8.8	9.0	6.4	24.4	8.5	8.4	11.6	7.3	8.9	11.2	8.8	8.0	9.7	12.1	5.9
<i>Item 22500 Subject A10b</i>	<i>N</i> 2294	1004	1211	1641	215	492	607	778	418	1783	460	1096	519	243	367	40
D10: How much do you agree or disagree with each of the following statements?																
D10A: I take a positive attitude toward myself																
1. Disagree	4.6	5.4	3.6	4.1	5.6	4.8	3.7	5.5	4.1	3.4	8.6	3.5	2.1	2.1	9.5	34.5
2. Mostly disagree	6.7	5.5	7.8	7.0	4.7	6.2	6.5	6.9	7.3	6.7	6.3	6.5	5.6	5.3	8.2	15.0
3. Neither	11.0	11.8	10.5	11.5	3.8	16.0	10.9	7.8	11.4	10.2	14.0	9.4	11.7	10.1	16.2	10.1
4. Mostly agree	41.9	36.2	47.0	44.6	24.9	42.5	44.7	38.3	43.6	42.7	40.7	42.2	42.0	49.8	37.8	25.8
5. Agree	35.8	41.1	31.1	32.9	61.0	30.5	34.2	41.5	33.7	37.0	30.3	38.4	38.6	32.7	28.3	14.4
<i>Item 12550 Subject Q01</i>	<i>N</i> 2311	1013	1218	1642	222	493	613	778	428	1798	461	1112	519	243	368	41
D10B: Life often seems meaningless																
1. Disagree	38.8	38.6	38.8	38.8	49.0	36.9	37.9	42.8	35.0	40.5	31.4	43.7	41.7	31.9	27.0	13.2
2. Mostly disagree	27.9	27.5	28.2	30.8	21.5	25.4	33.0	26.0	26.8	28.1	27.4	28.1	27.2	33.2	26.5	21.9
3. Neither	17.2	17.1	17.4	16.1	13.3	20.7	17.3	13.4	19.9	15.9	21.9	13.8	17.4	19.1	25.8	12.1
4. Mostly agree	10.7	10.5	10.6	9.9	9.6	11.9	8.3	10.7	12.8	10.5	11.6	9.5	9.8	11.3	13.6	22.6
5. Agree	5.5	6.3	5.0	4.4	6.7	5.1	3.4	7.3	5.5	4.9	7.7	5.0	3.8	4.5	7.1	30.2
<i>Item 23700 Subject P01, Q01</i>	<i>N</i> 2304	1009	1215	1636	222	491	613	776	424	1794	459	1111	517	241	366	39
D10C: People should do their own thing, even if other people think it's strange																
1. Disagree	2.4	3.5	1.3	1.9	5.5	2.2	2.8	2.5	2.0	2.0	3.3	2.4	0.8	2.1	4.4	-
2. Mostly disagree	2.3	2.7	2.1	2.4	0.2	1.0	1.2	2.8	4.7	2.0	3.5	2.5	2.1	1.4	2.6	1.2
3. Neither	11.6	13.9	9.1	11.3	8.2	11.2	12.0	9.8	14.8	10.0	16.8	13.4	9.2	6.0	12.9	12.1
4. Mostly agree	37.6	39.2	36.5	40.2	30.4	40.3	38.5	37.7	33.4	39.0	33.4	39.3	38.5	38.7	31.2	33.0
5. Agree	46.0	40.8	50.9	44.1	55.7	45.2	45.5	47.3	45.1	47.0	42.9	42.4	49.3	51.8	49.0	53.7
<i>Item 7040 Subject Q08</i>	<i>N</i> 2293	1006	1207	1629	220	484	614	772	423	1781	462	1106	516	238	364	40

QUESTIONNAIRE FORM 6 2004	TOTAL	SEX		RACE		REGION				COLLEGE PLANS?		ILLICIT DRUG USE: LIFETIME				
		M	F	White	Black	NE	NC	S	W	Yes	No	None	Mari- juana Only	Few Pills	More Pills	Any Her- oin
<i>N (Weighted No. of Cases):</i>	2518	1099	1284	1717	259	539	657	849	474	1874	499	1190	558	256	387	44
<i>% of Weighted Total:</i>	100.0	43.6	51.0	68.2	10.3	21.4	26.1	33.7	18.8	74.4	19.8	47.3	22.2	10.2	15.4	1.7
D10D: I feel I do not have much to be proud of																
1. Disagree	45.4	43.9	46.9	44.7	62.0	40.7	48.5	49.2	39.4	47.4	36.5	50.7	47.0	44.6	32.1	14.9
2. Mostly disagree	28.0	28.7	27.2	29.9	17.0	28.3	28.4	27.7	27.6	28.5	27.0	27.3	26.2	28.2	32.9	21.0
3. Neither	14.1	15.1	13.5	13.5	10.8	18.3	12.4	10.5	18.6	12.3	22.0	10.9	14.9	15.8	20.8	19.2
4. Mostly agree	7.9	6.5	8.7	8.0	3.8	8.7	6.5	7.5	9.8	7.4	9.3	6.8	8.9	5.7	9.7	21.8
5. Agree	4.5	5.8	3.7	3.9	6.4	4.0	4.3	5.1	4.5	4.4	5.2	4.3	3.0	5.6	4.4	23.0
<i>Item 12660 Subject Q01</i>	<i>N</i>	<i>2281</i>	<i>1000</i>	<i>1202</i>	<i>1623</i>	<i>482</i>	<i>603</i>	<i>774</i>	<i>422</i>	<i>1772</i>	<i>459</i>	<i>1101</i>	<i>514</i>	<i>243</i>	<i>354</i>	<i>39</i>
D10E: I feel I am a person of worth, on an equal plane with others																
1. Disagree	4.7	6.1	3.4	4.0	4.3	5.6	4.1	5.0	4.0	3.9	6.5	3.9	2.5	4.2	6.7	30.8
2. Mostly disagree	5.4	5.1	5.6	5.0	6.2	3.7	3.9	6.6	7.1	5.2	6.0	4.7	5.0	4.8	8.3	1.9
3. Neither	13.5	12.8	14.0	13.2	10.3	15.9	12.7	12.1	14.1	11.7	20.1	12.4	13.0	14.4	17.2	12.2
4. Mostly agree	31.5	30.2	32.8	33.5	21.2	33.5	32.5	27.8	34.3	32.1	30.6	31.2	28.3	34.9	33.5	34.5
5. Agree	45.0	45.9	44.2	44.4	58.1	41.2	46.7	48.5	40.5	47.1	36.8	47.7	51.3	41.8	34.3	20.7
<i>Item 12570 Subject Q01</i>	<i>N</i>	<i>2287</i>	<i>1005</i>	<i>1204</i>	<i>1625</i>	<i>483</i>	<i>609</i>	<i>773</i>	<i>422</i>	<i>1779</i>	<i>459</i>	<i>1103</i>	<i>513</i>	<i>241</i>	<i>361</i>	<i>40</i>
D10F: I enjoy life as much as anyone																
1. Disagree	4.5	5.5	3.4	3.9	5.0	3.8	2.9	5.6	5.9	4.2	5.7	3.6	2.3	6.0	6.2	28.9
2. Mostly disagree	6.9	5.8	7.6	6.6	5.1	5.7	6.5	6.8	9.1	6.6	8.3	5.7	6.2	6.6	11.0	9.6
3. Neither	13.1	12.7	13.8	13.4	9.2	16.8	12.3	11.3	13.6	11.9	17.4	11.6	12.6	14.0	18.6	6.8
4. Mostly agree	33.5	31.2	35.5	35.9	22.1	33.1	39.9	29.3	32.3	33.7	33.9	34.0	34.6	36.4	28.6	40.4
5. Agree	41.9	44.8	39.8	40.2	58.6	40.5	38.5	47.0	39.2	43.6	34.6	45.0	44.3	37.0	35.6	14.3
<i>Item 23710 Subject P01, Q01</i>	<i>N</i>	<i>2275</i>	<i>1000</i>	<i>1201</i>	<i>1620</i>	<i>481</i>	<i>608</i>	<i>772</i>	<i>414</i>	<i>1767</i>	<i>459</i>	<i>1097</i>	<i>512</i>	<i>239</i>	<i>360</i>	<i>40</i>
D10G: I get a real kick out of doing things that are a little dangerous																
1. Disagree	12.6	7.6	16.6	10.3	27.3	11.7	11.5	16.2	8.3	12.6	11.6	16.5	9.2	6.5	9.8	6.5
2. Mostly disagree	16.5	12.5	19.9	16.2	19.5	19.8	16.1	16.1	14.0	18.1	10.8	19.9	16.2	15.7	9.0	1.9
3. Neither	24.6	24.1	24.9	25.1	21.6	21.0	26.3	23.3	28.4	24.2	25.7	27.0	22.3	22.7	21.8	21.2
4. Mostly agree	27.2	31.2	24.5	28.8	19.5	28.6	27.3	24.5	30.6	27.8	26.1	23.4	29.8	35.4	32.0	11.5
5. Agree	19.1	24.6	14.1	19.7	12.2	18.9	18.8	19.8	18.6	17.3	25.8	13.2	22.5	19.7	27.3	59.0
<i>Item 7050 Subject Q04</i>	<i>N</i>	<i>2286</i>	<i>1001</i>	<i>1207</i>	<i>1629</i>	<i>482</i>	<i>610</i>	<i>771</i>	<i>423</i>	<i>1777</i>	<i>460</i>	<i>1102</i>	<i>514</i>	<i>242</i>	<i>361</i>	<i>40</i>
D10H: Sometimes I think that I am no good at all																
1. Disagree	39.7	40.2	38.6	38.8	54.6	39.1	41.1	42.4	33.4	40.6	35.9	41.7	41.6	38.3	36.0	10.8
2. Mostly disagree	25.8	25.2	26.8	27.6	18.3	25.1	25.4	26.1	26.6	26.7	23.3	25.9	26.7	28.7	22.5	22.5
3. Neither	17.3	18.4	16.4	17.4	13.1	17.1	19.6	14.1	20.1	15.2	24.7	15.9	17.2	15.4	22.7	20.7
4. Mostly agree	11.5	10.3	12.7	11.3	9.5	12.7	10.1	11.2	12.5	11.9	10.0	10.8	12.0	11.1	12.1	14.8
5. Agree	5.7	5.9	5.5	4.9	4.5	6.0	3.8	6.2	7.4	5.5	6.1	5.8	2.5	6.5	6.7	31.2
<i>Item 12680 Subject Q01</i>	<i>N</i>	<i>2275</i>	<i>1001</i>	<i>1197</i>	<i>1620</i>	<i>481</i>	<i>607</i>	<i>771</i>	<i>416</i>	<i>1771</i>	<i>458</i>	<i>1098</i>	<i>515</i>	<i>238</i>	<i>356</i>	<i>40</i>
D10I: I am able to do things as well as most other people																
1. Disagree	3.0	4.0	1.9	2.6	4.4	2.7	2.4	4.4	1.7	2.3	5.8	2.2	1.7	3.1	4.9	15.3
2. Mostly disagree	4.6	3.0	5.6	4.3	3.4	3.8	4.6	4.7	5.3	4.7	3.4	4.4	3.9	3.5	6.2	6.9
3. Neither	11.9	12.2	12.0	12.0	10.1	13.0	11.2	11.8	12.0	10.9	16.6	10.1	12.1	12.4	15.9	21.7
4. Mostly agree	40.5	38.7	42.2	43.9	23.9	42.5	45.7	33.4	43.5	40.1	42.1	41.6	36.8	50.3	36.7	38.0
5. Agree	40.0	42.0	38.2	37.2	58.3	38.0	36.1	45.7	37.5	42.0	32.0	41.8	45.4	30.8	36.3	18.2
<i>Item 12580 Subject Q01</i>	<i>N</i>	<i>2277</i>	<i>1001</i>	<i>1199</i>	<i>1622</i>	<i>482</i>	<i>609</i>	<i>771</i>	<i>415</i>	<i>1773</i>	<i>457</i>	<i>1101</i>	<i>510</i>	<i>241</i>	<i>357</i>	<i>40</i>
D10J: The future often seems hopeless																
1. Disagree	50.3	48.2	52.6	51.4	58.1	50.3	48.7	55.1	44.0	52.9	40.7	54.6	54.4	46.1	40.2	16.7
2. Mostly disagree	22.4	22.4	21.8	22.7	18.9	22.4	24.2	20.1	23.9	22.7	21.6	22.0	21.0	25.6	22.5	24.8
3. Neither	14.3	14.7	14.1	13.5	14.3	15.5	15.6	11.5	16.4	12.6	20.3	12.8	13.8	15.7	18.9	11.6
4. Mostly agree	8.4	8.7	8.1	8.6	5.6	7.8	8.3	7.9	10.1	7.7	11.0	7.1	8.1	7.4	12.0	12.3
5. Agree	4.6	6.0	3.4	3.8	3.1	4.0	3.2	5.5	5.7	4.1	6.4	3.5	2.8	5.2	6.4	34.6
<i>Item 23720 Subject P01, Q01</i>	<i>N</i>	<i>2278</i>	<i>1000</i>	<i>1200</i>	<i>1625</i>	<i>478</i>	<i>608</i>	<i>771</i>	<i>420</i>	<i>1774</i>	<i>457</i>	<i>1099</i>	<i>516</i>	<i>238</i>	<i>357</i>	<i>39</i>

QUESTIONNAIRE FORM 6 2004	TOTAL	SEX		RACE		REGION				COLLEGE PLANS?		ILLICIT DRUG USE: LIFETIME					
		M	F	White	Black	NE	NC	S	W	Yes	No	None	Mari- juana Only	Few Pills	More Pills	Any Her- oin	
<i>N (Weighted No. of Cases):</i>	2518	1099	1284	1717	259	539	657	849	474	1874	499	1190	558	256	387	44	
<i>% of Weighted Total:</i>	100.0	43.6	51.0	68.2	10.3	21.4	26.1	33.7	18.8	74.4	19.8	47.3	22.2	10.2	15.4	1.7	
D10K: I like to test myself every now and then by doing something a little risky																	
1. Disagree	15.1	11.3	18.5	12.9	28.8	11.1	13.9	19.7	12.9	15.3	14.9	18.2	13.8	9.1	12.7	2.6	
2. Mostly disagree	15.1	13.5	16.8	16.0	11.3	16.9	14.6	14.5	15.1	16.4	10.2	16.8	13.1	16.6	12.2	2.9	
3. Neither	22.9	22.6	22.9	23.4	16.4	23.5	23.8	20.6	25.2	22.0	26.3	24.0	20.8	24.7	22.3	18.0	
4. Mostly agree	28.8	31.2	27.2	30.5	23.6	32.0	29.6	24.5	32.1	29.1	27.8	25.6	32.4	32.4	31.6	33.8	
5. Agree	18.0	21.4	14.6	17.2	19.9	16.5	18.1	20.7	14.7	17.3	20.8	15.4	19.8	17.3	21.3	42.6	
<i>Item 7060 Subject Q04</i>	<i>N</i>	<i>2274</i>	<i>997</i>	<i>1199</i>	<i>1617</i>	<i>219</i>	<i>481</i>	<i>607</i>	<i>767</i>	<i>418</i>	<i>1772</i>	<i>454</i>	<i>1097</i>	<i>511</i>	<i>239</i>	<i>359</i>	<i>39</i>
D10L: I feel that I can't do anything right																	
1. Disagree	46.7	46.7	46.1	47.4	55.8	46.8	46.4	49.5	42.0	48.3	39.8	49.1	49.9	46.4	40.0	18.9	
2. Mostly disagree	25.0	25.2	25.3	26.0	18.2	26.2	27.5	23.3	23.2	25.3	24.6	25.5	24.3	25.5	24.2	18.7	
3. Neither	15.7	14.9	16.6	15.1	13.2	15.5	16.4	13.1	19.8	14.2	22.6	14.9	13.7	16.2	19.8	25.8	
4. Mostly agree	8.1	7.5	8.9	8.4	7.1	7.4	8.1	7.9	9.4	8.3	7.3	6.2	9.0	5.2	13.2	15.9	
5. Agree	4.4	5.7	3.2	3.2	5.6	4.0	1.7	6.2	5.7	4.0	5.7	4.3	3.0	6.6	2.8	20.7	
<i>Item 12720 Subject Q01</i>	<i>N</i>	<i>2265</i>	<i>996</i>	<i>1191</i>	<i>1610</i>	<i>218</i>	<i>480</i>	<i>604</i>	<i>767</i>	<i>414</i>	<i>1762</i>	<i>453</i>	<i>1092</i>	<i>510</i>	<i>240</i>	<i>355</i>	<i>39</i>
D10M: On the whole, I'm satisfied with myself																	
1. Disagree	4.2	5.6	2.8	3.3	4.7	4.5	3.7	5.0	3.3	3.7	5.7	3.2	2.1	4.8	6.7	30.3	
2. Mostly disagree	6.4	5.0	7.7	5.9	8.1	6.5	6.3	6.4	6.6	6.4	6.3	5.8	7.1	5.9	6.7	13.5	
3. Neither	12.2	11.6	12.7	11.4	8.7	14.5	10.2	11.7	13.2	10.7	17.8	10.9	9.6	10.5	21.0	10.2	
4. Mostly agree	34.0	30.3	37.2	36.4	26.0	35.5	38.0	29.2	35.3	34.6	33.1	34.7	33.6	40.2	29.1	25.7	
5. Agree	43.2	47.4	39.6	43.0	52.5	39.1	41.9	47.9	41.5	44.6	37.2	45.4	47.6	38.6	36.5	20.3	
<i>Item 12620 Subject P01, Q01</i>	<i>N</i>	<i>2259</i>	<i>990</i>	<i>1193</i>	<i>1608</i>	<i>218</i>	<i>476</i>	<i>606</i>	<i>763</i>	<i>415</i>	<i>1756</i>	<i>453</i>	<i>1090</i>	<i>510</i>	<i>237</i>	<i>356</i>	<i>39</i>
D10N: I feel that my life is not very useful																	
1. Disagree	52.7	52.1	53.6	53.1	64.6	52.7	54.0	54.5	47.7	55.1	42.8	55.9	57.8	49.2	42.1	26.3	
2. Mostly disagree	22.9	24.2	21.8	23.6	14.7	22.3	25.3	21.4	22.7	23.1	22.9	22.2	23.5	24.7	20.7	36.5	
3. Neither	13.7	12.1	15.3	13.2	9.1	15.3	12.8	12.0	16.1	11.8	21.1	11.2	11.1	12.2	25.2	17.1	
4. Mostly agree	6.3	6.3	6.2	6.0	5.3	6.0	4.8	6.2	8.7	6.5	6.0	5.8	5.5	7.2	8.7	5.7	
5. Agree	4.5	5.3	3.0	4.1	6.2	3.5	3.1	5.9	4.7	3.5	7.2	4.9	2.1	6.8	3.4	14.4	
<i>Item 12750 Subject Q01</i>	<i>N</i>	<i>2268</i>	<i>996</i>	<i>1193</i>	<i>1613</i>	<i>218</i>	<i>475</i>	<i>603</i>	<i>769</i>	<i>421</i>	<i>1761</i>	<i>457</i>	<i>1094</i>	<i>513</i>	<i>236</i>	<i>361</i>	<i>38</i>
D10O: It feels good to be alive																	
1. Disagree	3.3	4.6	2.0	2.6	3.7	2.8	2.3	4.6	2.6	2.8	4.3	2.5	0.9	4.5	4.3	29.7	
2. Mostly disagree	2.6	2.7	2.5	2.6	1.4	3.0	2.8	2.1	2.8	2.5	3.3	2.0	2.7	2.2	3.9	1.1	
3. Neither	10.5	10.6	10.1	9.5	8.0	11.9	9.7	10.1	11.0	9.3	15.4	9.9	8.2	8.0	16.9	18.5	
4. Mostly agree	24.6	24.4	25.4	25.7	13.1	26.7	24.6	21.8	27.2	23.5	29.2	23.6	23.0	30.7	26.8	19.2	
5. Agree	59.1	57.8	60.1	59.6	73.8	55.7	60.6	61.4	56.4	61.9	47.8	62.1	65.3	54.6	48.0	31.5	
<i>Item 23730 Subject P01, Q01</i>	<i>N</i>	<i>2253</i>	<i>986</i>	<i>1189</i>	<i>1602</i>	<i>217</i>	<i>475</i>	<i>605</i>	<i>766</i>	<i>408</i>	<i>1752</i>	<i>453</i>	<i>1089</i>	<i>506</i>	<i>235</i>	<i>354</i>	<i>40</i>
D10P: I would like to explore strange places																	
1. Disagree	6.5	5.8	6.6	5.5	14.5	6.9	4.5	8.7	4.7	5.8	8.6	6.7	6.2	4.8	6.3	8.3	
2. Mostly disagree	6.4	7.5	5.5	6.6	8.4	8.1	7.0	6.6	3.4	5.6	8.9	5.9	7.5	5.6	5.5	8.1	
3. Neither	16.4	17.2	15.8	16.6	18.8	18.2	15.9	16.6	14.8	15.6	20.5	19.8	15.2	12.4	10.7	13.2	
4. Mostly agree	28.2	27.6	29.2	29.3	23.1	28.4	27.2	27.3	31.2	29.2	25.0	28.2	27.0	24.8	33.7	22.9	
5. Agree	42.5	41.8	42.9	42.0	35.2	38.4	45.4	40.8	46.0	43.9	36.9	39.4	44.2	52.4	43.7	47.5	
<i>Item 31080 Subject Q04</i>	<i>N</i>	<i>2264</i>	<i>994</i>	<i>1193</i>	<i>1611</i>	<i>219</i>	<i>475</i>	<i>607</i>	<i>768</i>	<i>414</i>	<i>1761</i>	<i>452</i>	<i>1091</i>	<i>512</i>	<i>235</i>	<i>357</i>	<i>40</i>
D10Q: I like to do frightening things																	
1. Disagree	19.1	11.7	25.2	16.9	33.5	18.3	16.6	24.0	14.4	19.7	16.8	23.1	17.5	15.9	11.7	7.2	
2. Mostly disagree	15.9	15.1	16.1	16.6	16.2	15.4	16.5	15.7	15.9	16.0	14.2	18.2	16.3	12.0	11.9	8.1	
3. Neither	27.4	29.1	26.3	27.9	22.1	28.1	29.7	23.4	30.8	27.2	28.6	27.6	25.0	28.8	30.8	16.4	
4. Mostly agree	19.7	22.5	17.4	21.1	14.0	21.6	19.3	17.3	22.7	20.3	18.2	18.1	20.0	24.7	21.3	21.9	
5. Agree	17.9	21.6	15.1	17.6	14.3	16.6	17.9	19.6	16.2	16.9	22.2	13.0	21.2	18.7	24.4	46.4	
<i>Item 31090 Subject Q04</i>	<i>N</i>	<i>2259</i>	<i>991</i>	<i>1190</i>	<i>1612</i>	<i>218</i>	<i>471</i>	<i>610</i>	<i>769</i>	<i>409</i>	<i>1758</i>	<i>453</i>	<i>1090</i>	<i>512</i>	<i>232</i>	<i>357</i>	<i>40</i>
D10R: I like new and exciting experiences, even if I have to break the rules																	
1. Disagree	12.7	9.7	15.2	10.7	25.2	12.7	10.2	16.9	8.4	12.5	13.4	17.9	8.4	6.2	7.3	3.4	
2. Mostly disagree	14.8	12.5	16.3	15.2	14.1	10.1	17.6	14.6	16.6	15.5	11.1	18.7	14.1	10.1	8.2	8.6	
3. Neither	25.5	26.0	25.6	26.7	21.5	27.9	25.9	24.3	24.5	24.8	29.1	27.9	23.1	26.4	23.0	4.0	
4. Mostly agree	25.3	27.1	24.4	26.7	19.5	27.7	25.4	22.2	28.1	26.9	20.0	23.1	26.9	29.9	26.4	36.6	
5. Agree	21.7	24.7	18.5	20.7	19.6	21.7	20.9	21.9	22.5	20.3	26.3	12.4	27.4	27.4	35.0	47.4	
<i>Item 31100 Subject Q04</i>	<i>N</i>	<i>2256</i>	<i>990</i>	<i>1187</i>	<i>1603</i>	<i>216</i>	<i>474</i>	<i>603</i>	<i>765</i>	<i>414</i>	<i>1756</i>	<i>453</i>	<i>1088</i>	<i>509</i>	<i>237</i>	<i>354</i>	<i>40</i>

QUESTIONNAIRE FORM 6 2004	TOTAL	SEX		RACE		REGION				COLLEGE PLANS?		ILLICIT DRUG USE: LIFETIME				
		M	F	White	Black	NE	NC	S	W	Yes	No	None	Mari- juana Only	Few Pills	More Pills	Any Her- oin
<i>N (Weighted No. of Cases):</i>	2518	1099	1284	1717	259	539	657	849	474	1874	499	1190	558	256	387	44
<i>% of Weighted Total:</i>	100.0	43.6	51.0	68.2	10.3	21.4	26.1	33.7	18.8	74.4	19.8	47.3	22.2	10.2	15.4	1.7
D10S: I prefer friends who are exciting and unpredictable																
1. Disagree	6.0	6.8	5.5	4.8	12.5	5.4	4.8	8.2	4.2	5.3	6.9	7.2	4.9	5.1	3.8	3.5
2. Mostly disagree	9.5	7.8	10.5	9.7	7.4	7.2	10.6	9.3	10.9	10.0	7.0	11.9	9.7	3.3	6.8	2.8
3. Neither	27.7	29.7	25.9	28.6	18.7	24.9	30.4	25.5	31.0	27.2	30.1	32.3	22.9	26.5	23.2	5.9
4. Mostly agree	31.1	30.9	31.4	33.0	21.5	36.7	29.8	27.1	33.9	32.3	26.2	28.9	31.9	37.4	32.1	36.5
5. Agree	25.8	24.9	26.7	24.0	39.9	25.9	24.4	29.9	20.0	25.2	29.9	19.6	30.5	27.7	34.1	51.3
<i>Item 31110 Subject Q04</i>	<i>N</i> 2238	983	1180	1593	216	474	600	765	399	1745	446	1082	507	234	352	39
The different questionnaire forms used in this study emphasize different topics. In the rest of this questionnaire, we ask more about your experiences and attitudes relating to alcohol and other drugs.																
D11: On how many occasions (if any) have you been drunk or very high from drinking alcoholic beverages?																
D11A: . . . in your lifetime?																
1. 0 occasions	38.1	37.0	38.5	34.8	56.0	34.9	34.1	41.5	41.4	38.9	35.5	66.0	12.8	15.9	7.6	-
2. 1-2	12.9	13.6	12.4	11.9	17.3	9.7	13.6	13.9	13.6	12.3	14.6	12.8	17.4	16.6	4.9	-
3. 3-5	9.7	8.4	11.0	9.5	8.6	12.4	9.2	9.6	7.3	10.0	9.4	7.7	14.4	9.2	9.5	-
4. 6-9	7.2	6.4	8.0	7.7	7.9	6.9	9.3	7.1	4.9	7.7	5.8	5.8	10.8	9.5	5.9	-
5. 10-19	8.0	8.6	7.6	8.4	5.9	8.0	8.2	7.4	9.0	7.9	8.5	3.6	13.8	7.0	13.4	9.4
6. 20-39	8.2	8.5	8.0	9.8	1.5	9.3	10.6	6.5	6.7	8.4	7.6	2.8	11.6	14.2	14.3	27.6
7. 40 or more	15.9	17.5	14.4	17.9	2.7	19.0	15.0	14.0	17.1	14.8	18.5	1.3	19.1	27.5	44.4	63.0
<i>Item 25020 Subject A01a</i>	<i>N</i> 2250	983	1192	1603	220	478	598	764	409	1758	442	1089	514	237	352	34
D11B: . . . during the last 12 months?																
1. 0 occasions	47.2	45.3	48.4	42.5	65.9	44.6	43.1	50.3	50.6	47.9	44.4	72.6	26.7	25.9	16.4	12.1
2. 1-2	15.5	15.1	16.4	16.6	15.6	12.7	18.3	16.3	13.1	15.1	17.6	13.6	21.5	23.2	9.2	-
3. 3-5	10.1	9.6	10.4	9.9	8.7	10.0	10.3	10.8	8.7	10.7	8.8	6.7	14.5	8.4	15.7	8.5
4. 6-9	7.0	7.6	6.6	7.4	5.3	7.3	8.1	5.8	7.5	6.6	8.8	3.5	10.8	9.6	8.9	17.2
5. 10-19	7.7	7.4	8.0	9.3	1.7	10.0	8.7	6.3	6.3	8.2	5.7	2.2	11.2	12.7	14.8	27.5
6. 20-39	5.6	5.8	5.4	6.8	1.1	6.4	6.6	4.2	6.0	5.3	6.8	0.6	8.3	10.9	13.6	7.8
7. 40 or more	6.8	9.1	4.7	7.5	1.6	9.0	5.0	6.4	7.9	6.2	7.9	0.8	7.0	9.3	21.4	26.8
<i>Item 25030 Subject A01b</i>	<i>N</i> 2250	982	1191	1600	220	476	598	768	409	1759	442	1089	513	236	354	36
D11C: . . . during the last 30 days?																
1. 0 occasions	65.7	62.8	68.0	61.9	81.4	61.4	64.8	68.6	66.3	66.4	64.0	86.0	54.1	50.5	32.0	48.0
2. 1-2	15.5	15.1	15.7	15.8	13.1	16.6	15.4	15.7	13.8	15.6	14.9	9.4	21.2	20.9	22.7	14.3
3. 3-5	8.1	9.0	7.7	9.5	2.4	9.0	9.6	7.0	7.3	8.2	7.3	3.1	11.1	8.6	18.3	10.8
4. 6-9	5.2	5.8	5.0	6.7	1.0	5.9	5.3	3.6	7.5	4.9	6.2	0.5	8.2	12.0	11.3	4.6
5. 10-19	3.0	3.7	2.4	3.6	0.8	3.5	2.7	3.0	2.9	2.9	3.4	0.5	3.3	4.9	8.8	7.2
6. 20-39	1.2	1.5	1.0	1.6	-	1.4	1.4	1.0	1.3	1.0	2.1	0.3	0.5	2.8	3.6	6.2
7. 40 or more	1.3	2.1	0.2	0.9	1.3	2.2	0.9	1.2	1.0	1.0	2.1	0.3	1.5	0.3	3.3	8.9
<i>Item 25040 Subject A01c</i>	<i>N</i> 2253	984	1193	1602	220	477	601	766	409	1763	441	1090	514	235	354	37
D12: Steroids, or anabolic steroids, are sometimes prescribed by doctors to promote healing from certain types of injuries. Some athletes, and others, have used them to try to increase muscle development. On how many occasions (if any) have you taken steroids on your own—that is, without a doctor telling you to take them . . .																
D12A: . . . in your lifetime?																
1. 0 occasions	98.0	97.1	98.8	97.8	99.6	97.1	98.4	97.7	98.7	97.9	97.8	100.0	100.0	97.2	92.2	69.1
2. 1-2	0.2	0.5	0.1	0.2	-	0.5	0.1	0.2	0.2	0.2	0.4	-	-	1.0	0.7	1.1
3. 3-5	0.2	0.2	0.2	0.2	-	0.6	0.1	0.1	0.1	0.2	0.1	-	-	-	0.9	3.8
4. 6-9	0.5	0.7	0.5	0.6	0.4	0.9	0.1	0.7	0.4	0.6	0.4	-	-	0.7	2.3	4.9
5. 10-19	0.2	0.4	-	0.2	-	0.2	0.3	0.1	-	0.2	-	-	-	0.2	0.9	-
6. 20-39	0.1	0.1	0.1	0.1	-	-	0.2	0.1	0.2	0.1	0.2	-	-	-	0.4	2.6
7. 40 or more	0.8	1.1	0.4	0.8	-	0.6	0.9	1.2	0.3	0.8	1.0	-	-	0.9	2.6	18.4
<i>Item 22690 Subject A01a</i>	<i>N</i> 2272	994	1199	1617	220	475	608	773	417	1772	452	1093	516	241	357	39

QUESTIONNAIRE FORM 6 2004	TOTAL	SEX		RACE		REGION				COLLEGE PLANS?		ILLICIT DRUG USE: LIFETIME				
		M	F	White	Black	NE	NC	S	W	Yes	No	None	Mari- juana Only	Few Pills	More Pills	Any Her- oin
<i>N (Weighted No. of Cases):</i>	2518	1099	1284	1717	259	539	657	849	474	1874	499	1190	558	256	387	44
<i>% of Weighted Total:</i>	100.0	43.6	51.0	68.2	10.3	21.4	26.1	33.7	18.8	74.4	19.8	47.3	22.2	10.2	15.4	1.7
D12B: . . . during the last 12 months?																
1. 0 occasions	98.3	97.7	99.0	98.1	99.6	97.4	98.7	98.3	98.8	98.3	98.3	100.0	100.0	97.8	93.8	72.7
2. 1-2	0.3	0.4	0.2	0.4	-	0.8	0.1	0.1	0.1	0.3	0.1	-	-	-	1.5	1.3
3. 3-5	0.1	0.1	0.2	0.1	-	0.4	-	0.1	0.1	0.1	0.1	-	-	-	0.6	2.4
4. 6-9	0.4	0.6	0.2	0.4	0.4	0.8	0.1	0.2	0.6	0.4	0.4	-	-	0.7	1.3	4.8
5. 10-19	0.3	0.5	0.2	0.5	-	0.1	0.5	0.6	-	0.4	0.2	-	-	0.2	0.8	11.5
6. 20-39	0.3	0.4	0.1	0.3	-	-	0.6	0.2	0.3	0.3	0.3	-	-	1.0	1.2	-
7. 40 or more	0.3	0.3	0.1	0.1	-	0.6	-	0.5	-	0.2	0.6	-	-	0.3	0.8	7.4
<i>Item 22700 Subject A01b</i>	<i>N</i> 2277	997	1200	1620	220	476	609	774	418	1773	454	1095	515	242	358	40
D12C: . . . during the last 30 days?																
1. 0 occasions	98.8	98.4	99.3	98.8	100.0	98.2	98.8	99.3	98.8	99.0	98.3	100.0	100.0	98.6	95.1	86.0
2. 1-2	0.2	0.6	-	0.3	-	0.4	0.1	0.1	0.6	0.2	0.4	-	-	0.2	1.4	-
3. 3-5	0.2	*	0.3	0.2	-	0.1	0.4	0.1	0.1	0.2	0.3	-	-	-	0.8	3.6
4. 6-9	0.3	0.4	0.2	0.3	-	0.7	0.2	0.1	0.2	0.3	0.2	-	-	0.3	1.1	3.0
5. 10-19	0.2	0.2	-	0.2	-	-	0.3	0.3	-	0.1	0.5	-	-	-	0.5	5.4
6. 20-39	0.1	0.1	0.1	0.2	-	-	0.2	-	0.3	0.1	0.3	-	-	0.6	0.3	-
7. 40 or more	0.2	0.3	0.1	-	-	0.6	-	0.2	-	0.2	0.2	-	-	0.3	0.8	1.9
<i>Item 22710 Subject A01c</i>	<i>N</i> 2273	996	1198	1617	220	475	608	773	418	1772	452	1093	515	241	357	40
D13: What methods have you used for taking steroids on your own? (Mark all that apply.)																
A. Injection	0.9	1.4	0.3	1.0	-	0.8	0.5	1.6	0.3	0.9	1.0	-	-	0.7	2.6	24.7
B. By mouth	0.9	1.5	0.5	0.9	0.4	1.1	0.9	0.9	0.7	0.8	1.0	-	-	1.0	3.1	19.0
C. Haven't used steroids	98.5	97.5	99.3	98.4	99.6	98.0	98.8	98.1	99.2	98.5	98.4	100.0	100.0	98.4	94.6	70.3
<i>Item 23790-23800 30940 Subject A05d N</i>	2252	986	1190	1603	218	467	605	765	415	1754	446	1088	510	238	350	38
D14: On how many occasions (if any) have you taken any drugs by injection with a needle (like heroin, cocaine, amphetamines, or steroids) . . .																
Do NOT include anything you took under a doctor's orders.																
D14A: . . . in your lifetime?																
1. 0 occasions	98.5	98.1	99.0	98.6	100.0	98.7	99.1	97.7	99.0	98.7	98.1	100.0	100.0	99.0	95.0	64.2
2. 1-2	0.5	0.4	0.5	0.4	-	0.2	0.4	0.6	0.4	0.3	1.1	-	-	0.5	1.5	11.4
3. 3-5	0.3	0.5	0.1	0.3	-	-	-	0.7	0.2	0.3	-	-	-	-	1.4	2.1
4. 6-9	0.1	-	0.3	0.2	-	-	0.3	0.2	-	*	0.2	-	-	-	0.9	-
5. 10-19	0.1	0.2	-	0.1	-	0.1	-	0.1	0.4	0.2	-	-	-	0.2	0.3	-
6. 20-39	0.2	0.4	0.1	0.3	-	-	0.2	0.6	-	0.2	0.4	-	-	-	-	16.4
7. 40 or more	0.2	0.5	-	0.1	-	1.0	-	0.1	*	0.3	0.2	-	-	0.4	0.8	5.9
<i>Item 25050 Subject A01a</i>	<i>N</i> 2255	982	1195	1603	216	473	598	767	417	1758	447	1090	512	241	355	33
D14B: . . . during the last 12 months?																
1. 0 occasions	99.1	98.8	99.3	99.1	100.0	98.7	99.1	99.0	99.6	99.3	98.8	100.0	100.0	99.4	97.1	74.2
2. 1-2	0.2	-	0.3	0.2	-	-	0.4	0.1	0.1	*	0.7	-	-	-	0.9	1.3
3. 3-5	0.2	0.1	0.2	0.1	-	-	0.3	0.2	0.3	0.1	-	-	-	-	0.7	2.1
4. 6-9	-	-	-	-	-	-	-	-	-	-	-	-	-	-	-	-
5. 10-19	0.3	0.5	0.1	0.4	-	0.1	0.2	0.7	-	0.3	0.4	-	-	0.2	0.2	16.4
6. 20-39	-	-	-	-	-	-	-	-	-	-	-	-	-	-	-	-
7. 40 or more	0.3	0.6	-	0.2	-	1.2	-	0.1	*	0.3	0.2	-	-	0.4	1.1	5.9
<i>Item 25060 Subject A01b</i>	<i>N</i> 2256	984	1195	1605	216	474	598	767	417	1759	447	1089	512	241	357	33
D14C: . . . during the last 30 days?																
1. 0 occasions	99.4	99.1	99.8	99.5	100.0	98.9	99.4	99.7	99.6	99.4	99.5	100.0	100.0	99.7	98.6	83.6
2. 1-2	0.2	0.1	0.1	0.1	-	0.1	-	0.2	0.4	0.2	0.1	-	-	0.2	0.4	1.2
3. 3-5	0.1	-	0.2	0.1	-	-	0.2	0.1	-	*	0.2	-	-	-	0.2	2.8
4. 6-9	0.1	0.3	-	0.2	-	-	0.4	-	-	0.1	-	-	-	-	-	7.1
5. 10-19	-	-	-	-	-	-	-	-	-	-	-	-	-	-	-	-
6. 20-39	-	-	-	-	-	-	-	-	-	-	-	-	-	-	-	-
7. 40 or more	0.2	0.5	-	0.1	-	1.0	-	-	*	0.2	0.2	-	-	0.1	0.8	5.3
<i>Item 25070 Subject A01c</i>	<i>N</i> 2257	986	1194	1605	216	473	599	767	419	1761	445	1087	513	240	355	36

DESCRIPTIVE RESULTS: 2004

247

QUESTIONNAIRE FORM 6 2004	TOTAL	SEX		RACE		REGION				COLLEGE PLANS?		ILLICIT DRUG USE: LIFETIME				
		M	F	White	Black	NE	NC	S	W	Yes	No	None	Mari- juana Only	Few Pills	More Pills	Any Her- oin
<i>N (Weighted No. of Cases):</i>	2518	1099	1284	1717	259	539	657	849	474	1874	499	1190	558	256	387	44
<i>% of Weighted Total:</i>	100.0	43.6	51.0	68.2	10.3	21.4	26.1	33.7	18.8	74.4	19.8	47.3	22.2	10.2	15.4	1.7
D15: When (if ever) did you FIRST inject any drug with a needle (without doctor's orders)																
8. Never	98.5	97.9	99.3	98.4	100.0	98.7	98.7	97.9	99.1	98.9	96.9	100.0	100.0	99.7	96.9	52.4
1. Grade 6 or below	0.4	0.4	0.2	0.2	-	0.8	0.2	0.3	0.3	0.2	1.0	-	-	0.1	0.9	10.6
2. Grade 7	0.1	0.1	-	*	-	-	-	0.1	0.2	*	0.1	-	-	-	-	3.7
3. Grade 8	0.2	0.4	-	0.2	-	-	-	0.5	-	0.2	-	-	-	-	-	9.7
4. Grade 9	0.2	0.2	-	0.1	-	-	-	0.5	0.2	*	0.8	-	-	-	0.2	9.7
5. Grade 10	0.2	0.4	0.1	0.2	-	0.1	0.4	0.1	0.1	0.2	0.1	-	-	0.2	-	10.1
6. Grade 11	0.2	0.2	0.2	0.3	-	0.5	-	0.3	0.2	0.2	0.2	-	-	-	0.6	1.9
7. Grade 12	0.3	0.4	0.3	0.4	-	-	0.7	0.4	-	0.2	0.9	-	-	-	1.3	1.9
<i>Item 25680 Subject A01g</i>	<i>N</i> 2242	978	1187	1601	214	470	598	761	412	1743	447	1083	511	235	348	37
D16: When (if ever) did you FIRST do each of the following things?																
D16A: Smoke your first cigarette																
8. Never	47.5	48.6	47.2	45.1	64.8	47.5	44.8	45.8	54.4	50.3	36.8	74.9	28.4	20.3	14.4	7.8
1. Grade 6 or below	12.7	14.3	11.0	12.4	11.8	11.1	14.6	11.7	13.4	11.2	17.8	5.5	13.3	20.9	24.5	37.4
2. Grade 7	6.7	7.8	6.2	6.9	3.4	5.2	7.7	7.5	5.5	6.0	8.5	2.0	8.6	8.8	15.9	18.8
3. Grade 8	7.4	6.8	8.0	7.8	7.0	6.7	5.5	10.2	5.6	7.3	7.5	2.9	10.6	15.7	10.2	11.2
4. Grade 9 (Freshman)	9.6	8.3	10.4	10.1	7.3	10.1	9.1	11.0	7.5	8.8	12.4	4.1	14.9	12.9	16.6	15.3
5. Grade 10 (Sophomore)	7.0	5.0	8.1	7.4	2.4	7.5	7.9	6.7	5.5	7.3	6.1	3.2	13.2	11.0	7.7	-
6. Grade 11 (Junior)	4.8	4.6	5.2	5.1	1.5	6.8	4.7	3.7	5.0	4.8	5.5	3.2	6.3	6.7	6.8	4.0
7. Grade 12 (Senior)	4.3	4.6	3.9	5.2	1.8	5.1	5.7	3.4	3.3	4.2	5.3	4.3	4.7	3.7	3.9	5.6
<i>Item 5575 Subject A01g</i>	<i>N</i> 2172	940	1160	1561	198	453	589	731	399	1705	416	1045	479	236	347	39
D16B: Smoke cigarettes on a daily basis																
8. Never	77.9	81.2	75.9	75.4	95.3	77.5	75.2	75.7	86.4	81.0	66.6	96.1	73.8	60.0	44.8	49.3
1. Grade 6 or below	1.2	1.3	1.2	1.2	0.6	1.6	1.7	0.8	0.7	0.7	2.3	0.4	0.3	1.6	3.0	14.7
2. Grade 7	1.6	1.8	1.2	1.4	0.6	1.9	1.5	1.7	1.0	1.2	3.0	-	1.9	3.6	3.7	7.6
3. Grade 8	1.7	1.9	1.6	2.1	0.3	1.1	2.5	1.7	1.4	1.3	3.6	0.1	1.6	3.2	5.2	2.0
4. Grade 9 (Freshman)	4.5	2.8	5.7	5.0	0.9	4.7	3.9	5.6	3.0	4.0	6.6	0.5	5.5	8.2	11.5	11.3
5. Grade 10 (Sophomore)	4.7	4.0	5.6	5.5	0.6	4.0	5.5	5.9	2.3	4.2	5.3	0.9	4.2	5.5	16.2	6.9
6. Grade 11 (Junior)	4.6	3.4	5.5	5.6	0.4	6.2	4.6	4.2	3.6	4.0	7.5	1.0	6.9	11.5	8.6	1.3
7. Grade 12 (Senior)	3.8	3.5	3.4	3.8	1.3	3.0	5.1	4.5	1.6	3.5	5.1	1.1	5.8	6.4	6.9	6.8
<i>Item 5570 Subject A01g</i>	<i>N</i> 2212	964	1171	1577	207	468	589	746	408	1731	430	1064	500	236	346	38
D16C: Try smokeless tobacco (snuff, plug or chewing tobacco)																
8. Never	82.3	71.8	91.4	79.3	95.6	87.0	78.8	80.1	85.9	84.3	74.3	92.5	79.6	71.9	68.0	35.7
1. Grade 6 or below	2.7	4.0	1.5	2.8	3.0	1.5	2.7	3.4	2.5	2.0	5.1	1.1	1.1	6.6	4.0	20.8
2. Grade 7	0.8	1.6	0.2	1.1	0.4	0.7	0.5	1.4	0.3	0.7	1.2	0.4	1.2	1.7	1.2	-
3. Grade 8	2.3	3.2	1.3	2.5	-	1.2	2.5	2.7	2.4	1.8	3.7	0.9	3.6	2.0	3.8	8.3
4. Grade 9 (Freshman)	2.5	4.9	0.4	3.1	-	1.3	2.1	3.4	2.7	2.1	4.2	0.7	2.5	5.0	5.2	12.0
5. Grade 10 (Sophomore)	3.3	5.6	1.3	3.9	-	3.3	4.1	3.2	2.3	2.6	5.5	1.6	2.0	4.2	7.7	17.1
6. Grade 11 (Junior)	3.6	4.7	2.7	4.6	0.3	2.7	5.9	3.0	2.4	4.0	2.3	1.0	5.8	4.8	7.8	4.9
7. Grade 12 (Senior)	2.6	4.3	1.2	2.8	0.7	2.3	3.5	2.8	1.5	2.4	3.6	1.7	4.1	3.8	2.4	1.3
<i>Item 5576 Subject A01g</i>	<i>N</i> 2267	988	1196	1617	209	478	606	767	415	1763	454	1091	510	241	355	40
D17: In the future, do you think that you will . . .																
D17A: Smoke cigarettes?																
1. Definitely will	4.8	5.4	4.3	4.5	5.0	3.3	6.1	5.2	3.8	3.6	9.6	3.6	2.3	5.8	8.6	12.0
2. Probably will	9.0	7.5	10.1	9.6	3.9	9.0	10.1	8.8	7.7	7.4	14.5	2.1	9.5	14.8	24.4	19.4
3. Don't know	8.9	9.7	8.3	9.5	4.9	8.5	9.6	9.5	7.2	8.7	10.1	5.5	9.2	14.6	14.6	14.0
4. Probably won't	13.3	13.3	13.3	13.8	7.8	15.5	11.4	12.2	15.3	13.1	12.9	9.9	18.1	15.6	14.3	21.2
5. Definitely won't	64.0	64.1	63.9	62.7	78.4	63.7	62.7	64.2	66.0	67.2	52.9	79.0	61.0	49.2	38.1	33.4
<i>Item 24440 Subject A04a</i>	<i>N</i> 2269	995	1193	1621	212	475	605	773	416	1765	454	1089	511	242	357	40
D17B: Drink alcoholic beverages?																
1. Definitely will	28.7	30.1	28.1	31.6	14.2	34.9	30.5	24.2	27.5	29.6	25.7	18.2	33.5	35.3	46.2	53.9
2. Probably will	36.7	36.0	37.8	38.1	32.1	38.1	41.7	32.0	36.2	36.7	37.5	33.4	43.7	35.6	38.4	30.1
3. Don't know	12.2	11.1	12.6	11.3	17.0	10.9	12.0	12.6	13.4	11.8	13.4	14.3	10.8	12.2	8.5	6.8
4. Probably won't	7.9	7.9	7.5	7.5	8.2	7.0	5.2	10.3	8.1	8.0	7.4	10.1	5.4	8.1	4.0	9.2
5. Definitely won't	14.5	14.8	14.0	11.5	28.6	9.1	10.5	20.8	14.8	13.9	16.0	24.0	6.5	8.8	2.8	-
<i>Item 24450 Subject A04a</i>	<i>N</i> 2267	990	1195	1621	210	475	608	770	414	1762	455	1086	512	241	359	40

*=less than .05 percent.

QUESTIONNAIRE FORM 6 2004	TOTAL	SEX		RACE		REGION				COLLEGE PLANS?		ILLICIT DRUG USE: LIFETIME				
		M	F	White	Black	NE	NC	S	W	Yes	No	None	Mari- juana Only	Few Pills	More Pills	Any Her- oin
<i>N (Weighted No. of Cases):</i>	2518	1099	1284	1717	259	539	657	849	474	1874	499	1190	558	256	387	44
<i>% of Weighted Total:</i>	100.0	43.6	51.0	68.2	10.3	21.4	26.1	33.7	18.8	74.4	19.8	47.3	22.2	10.2	15.4	1.7
D17C: Try or use marijuana?																
1. Definitely will	10.2	12.1	8.4	10.1	9.8	12.5	8.5	9.5	11.1	9.9	11.1	3.2	9.4	15.3	24.6	34.0
2. Probably will	12.1	13.1	11.3	12.4	11.4	15.2	11.1	10.5	13.2	12.2	11.8	3.2	19.1	16.4	24.3	30.1
3. Don't know	13.5	13.9	13.2	13.4	11.8	14.5	14.7	11.8	13.9	13.7	13.2	7.5	19.6	21.3	19.3	2.2
4. Probably won't	12.0	12.0	11.9	12.6	10.0	14.7	12.5	9.9	12.3	12.1	11.8	8.9	17.8	15.0	11.0	12.1
5. Definitely won't	52.1	48.8	55.2	51.5	56.9	43.1	53.1	58.3	49.4	52.2	52.0	77.2	34.1	31.9	20.7	21.6
<i>Item 24460 Subject A04a</i>	<i>N</i> 2261	989	1190	1616	210	473	604	768	416	1759	452	1084	509	241	358	39
D17D: Try or use "crack" cocaine?																
1. Definitely will	3.3	3.6	2.7	2.2	6.8	1.7	3.1	4.3	3.5	2.7	5.4	3.6	1.6	2.1	2.4	25.8
2. Probably will	0.8	0.7	1.0	0.9	0.2	0.6	0.9	0.7	1.4	0.5	2.2	0.1	0.7	0.3	2.6	11.1
3. Don't know	3.9	3.5	4.3	4.4	1.0	4.0	2.9	3.9	5.5	3.8	4.6	1.3	2.2	3.1	13.2	13.4
4. Probably won't	5.2	5.4	5.0	5.4	0.6	6.0	5.3	3.9	6.5	5.0	6.3	2.8	3.5	8.7	12.3	7.8
5. Definitely won't	86.7	86.7	87.0	87.2	91.3	87.8	87.8	87.3	83.1	88.0	81.4	92.1	92.0	85.8	69.4	41.9
<i>Item 24470 Subject A04a</i>	<i>N</i> 2265	990	1193	1621	209	475	602	771	417	1761	454	1087	508	242	359	39
D17E: Try or use cocaine in powder form?																
1. Definitely will	3.8	4.1	3.3	2.7	6.5	2.4	3.1	4.6	4.6	3.1	6.3	3.6	1.7	2.1	4.4	33.8
2. Probably will	1.9	1.7	2.0	1.9	0.2	1.5	1.4	1.4	3.9	1.5	2.8	0.1	1.1	3.0	6.3	15.3
3. Don't know	4.5	4.6	4.4	4.8	1.0	3.6	3.6	5.4	5.1	4.2	5.7	1.3	1.9	5.4	16.3	12.5
4. Probably won't	5.1	5.9	4.8	5.5	0.6	6.3	4.8	4.0	6.5	4.9	6.2	2.6	3.6	9.0	12.9	4.7
5. Definitely won't	84.7	83.8	85.5	85.1	91.6	86.2	87.1	84.6	80.0	86.3	79.0	92.5	91.7	80.6	60.1	33.6
<i>Item 24480 Subject A04a</i>	<i>N</i> 2261	991	1189	1617	208	474	600	770	417	1757	453	1084	508	241	358	40
D17F: Try or use any other illegal drugs?																
1. Definitely will	4.6	5.2	3.9	3.7	6.5	3.6	4.1	5.2	5.1	4.0	6.7	3.6	1.7	3.8	8.5	31.5
2. Probably will	3.4	2.3	4.1	4.0	0.5	3.5	2.5	3.4	4.6	3.6	1.9	0.2	1.3	4.3	14.1	17.4
3. Don't know	7.3	8.7	6.5	7.6	3.1	7.0	5.0	8.5	8.7	6.9	9.0	1.8	5.7	9.2	22.9	28.7
4. Probably won't	7.2	8.2	6.0	7.7	1.2	9.8	8.6	4.3	7.7	6.9	9.1	4.4	7.6	13.0	11.8	7.7
5. Definitely won't	77.5	75.6	79.5	77.0	88.8	76.0	79.7	78.6	73.8	78.6	73.3	90.0	83.8	69.7	42.8	14.7
<i>Item 24490 Subject A04a</i>	<i>N</i> 2260	989	1189	1618	209	471	602	771	416	1759	451	1084	509	242	354	40
D18: How do you think your CLOSE FRIENDS feel (or would feel) about YOU doing each of the following things?																
D18A: Smoking cigarettes occasionally																
1. Don't disapprove	35.4	36.6	34.6	38.2	16.0	33.6	39.2	34.6	33.6	33.3	43.1	20.0	39.1	49.8	65.0	57.3
2. Disapprove	34.2	36.6	32.8	34.2	34.9	38.3	35.7	31.2	32.9	35.4	30.7	38.8	31.8	34.9	23.9	32.1
3. Strongly disapprove	30.4	26.9	32.6	27.5	49.1	28.1	25.1	34.2	33.5	31.3	26.2	41.2	29.1	15.3	11.0	10.6
<i>Item 30380 Subject A12b</i>	<i>N</i> 2244	979	1185	1610	207	469	600	766	410	1748	449	1075	509	237	354	40
D18B: Smoking cigarettes every day																
1. Don't disapprove	24.7	26.2	23.4	26.6	11.6	24.4	26.5	26.0	19.9	21.8	35.1	11.1	26.3	34.4	52.6	57.0
2. Disapprove	30.8	32.7	29.8	31.2	27.7	34.3	33.0	27.0	30.4	31.3	28.8	31.0	30.7	36.8	27.5	19.1
3. Strongly disapprove	44.6	41.2	46.8	42.2	60.7	41.3	40.6	47.0	49.6	46.9	36.1	57.8	43.0	28.9	20.0	23.8
<i>Item 30390 Subject A12b</i>	<i>N</i> 2244	977	1186	1610	208	467	600	767	411	1748	450	1075	510	235	354	40
D18C: Smoking one or more packs of cigarettes per day																
1. Don't disapprove	16.4	19.5	13.6	16.7	9.3	17.3	16.2	17.5	13.5	13.5	26.6	6.9	19.3	20.5	35.0	43.3
2. Disapprove	27.9	29.4	27.2	28.5	26.0	28.9	29.0	27.0	27.0	28.1	28.4	25.1	25.3	35.4	34.7	21.1
3. Strongly disapprove	55.7	51.1	59.2	54.8	64.7	53.8	54.8	55.5	59.6	58.4	45.0	68.0	55.4	44.1	30.3	35.7
<i>Item 11470 Subject A12b</i>	<i>N</i> 2241	976	1184	1609	206	467	600	765	409	1747	449	1073	511	234	354	40
D18D: Using smokeless tobacco occasionally																
1. Don't disapprove	20.0	28.6	12.9	22.0	7.9	18.6	21.6	21.7	16.1	17.2	29.7	12.4	20.1	23.6	36.9	50.5
2. Disapprove	32.5	34.9	31.0	33.5	24.8	38.3	31.9	28.4	34.7	34.3	27.0	31.1	30.0	42.1	32.8	36.9
3. Strongly disapprove	47.4	36.5	56.1	44.5	67.3	43.1	46.5	49.9	49.2	48.5	43.3	56.5	49.9	34.3	30.3	12.6
<i>Item 30400 Subject A12b</i>	<i>N</i> 2236	976	1181	1606	207	467	595	765	409	1745	446	1072	508	232	355	40

QUESTIONNAIRE FORM 6 2004	TOTAL	SEX		RACE		REGION				COLLEGE PLANS?		ILLICIT DRUG USE: LIFETIME				
		M	F	White	Black	NE	NC	S	W	Yes	No	None	Mari- juana Only	Few Pills	More Pills	Any Her- oin
<i>N (Weighted No. of Cases):</i>	2518	1099	1284	1717	259	539	657	849	474	1874	499	1190	558	256	387	44
<i>% of Weighted Total:</i>	100.0	43.6	51.0	68.2	10.3	21.4	26.1	33.7	18.8	74.4	19.8	47.3	22.2	10.2	15.4	1.7
D18E: Using smokeless tobacco every day																
1. Don't disapprove	16.3	23.9	10.0	17.4	8.2	15.3	18.4	17.4	12.4	13.3	27.6	8.6	18.0	21.5	30.2	43.1
2. Disapprove	27.8	30.2	26.0	28.4	21.3	31.6	25.9	26.6	28.4	28.8	24.8	26.5	25.2	33.9	30.3	33.9
3. Strongly disapprove	55.9	45.9	64.0	54.2	70.4	53.1	55.7	56.0	59.3	57.9	47.6	65.0	56.7	44.6	39.5	23.0
<i>Item 30410 Subject A12b</i>	<i>N</i> 2233	974	1179	1606	208	463	598	765	408	1743	445	1074	505	233	353	40
D18F: Using smokeless tobacco several times per day																
1. Don't disapprove	14.4	20.6	8.9	15.0	7.8	14.7	14.4	16.3	10.8	11.5	25.0	7.5	16.2	16.1	27.8	41.3
2. Disapprove	25.7	28.8	23.6	25.6	22.0	26.9	25.1	24.5	27.5	26.1	25.4	23.8	22.5	34.4	29.2	30.3
3. Strongly disapprove	59.8	50.6	67.5	59.4	70.3	58.4	60.5	59.2	61.8	62.4	49.6	68.7	61.3	49.5	43.0	28.4
<i>Item 30420 Subject A12b</i>	<i>N</i> 2231	974	1178	1606	204	465	597	760	410	1740	446	1071	508	232	351	40
D18G: Trying marijuana once or twice																
1. Don't disapprove	39.9	43.9	36.6	42.5	27.0	47.3	40.8	34.4	40.7	40.1	39.0	17.1	55.1	59.9	70.5	68.7
2. Disapprove	26.1	27.5	25.0	25.3	30.0	25.7	26.1	25.0	28.6	26.9	24.3	31.9	23.8	18.3	17.8	11.6
3. Strongly disapprove	34.0	28.5	38.3	32.2	42.9	27.0	33.1	40.6	30.6	33.0	36.7	50.9	21.1	21.8	11.7	19.7
<i>Item 11480 Subject A12b</i>	<i>N</i> 2236	977	1179	1602	208	466	596	765	408	1743	448	1069	510	235	353	40
D18H: Smoking marijuana occasionally																
1. Don't disapprove	30.5	34.6	26.8	32.2	20.1	37.8	29.3	26.2	32.0	29.6	32.8	10.9	39.2	47.3	62.7	61.1
2. Disapprove	25.8	26.4	25.2	24.9	29.9	24.9	28.2	23.4	27.7	26.7	24.1	25.4	30.5	23.0	21.6	19.9
3. Strongly disapprove	43.7	39.0	48.1	42.9	50.0	37.3	42.5	50.4	40.2	43.7	43.1	63.7	30.4	29.8	15.8	18.9
<i>Item 11490 Subject A12b</i>	<i>N</i> 2232	974	1180	1603	206	463	595	766	409	1745	443	1072	507	235	350	40
D18I: Smoking marijuana regularly																
1. Don't disapprove	19.7	25.2	14.8	20.2	14.4	24.1	17.6	18.4	20.3	17.8	26.1	6.1	24.3	25.8	46.8	49.8
2. Disapprove	25.7	26.9	25.3	24.7	32.0	27.1	26.4	22.8	28.7	26.7	23.3	21.7	26.4	32.7	30.9	24.6
3. Strongly disapprove	54.5	47.8	60.0	55.1	53.6	48.8	56.0	58.8	51.0	55.5	50.7	72.3	49.3	41.5	22.3	25.7
<i>Item 11500 Subject A12b</i>	<i>N</i> 2234	977	1178	1605	206	462	598	767	407	1745	443	1070	508	235	351	40
D18J: Trying "crack" cocaine once or twice																
1. Don't disapprove	7.8	8.8	6.8	7.5	4.3	5.7	7.1	8.7	9.4	6.0	13.5	3.9	6.1	8.6	16.8	37.9
2. Disapprove	16.6	19.4	14.2	16.5	10.5	19.4	16.6	13.0	20.1	16.3	17.3	14.2	12.5	21.6	23.4	31.5
3. Strongly disapprove	75.6	71.8	79.0	76.0	85.2	74.9	76.3	78.2	70.5	77.7	69.2	81.9	81.3	69.8	59.8	30.6
<i>Item 23940 Subject A12b</i>	<i>N</i> 2278	993	1191	1620	219	467	607	786	418	1765	449	1093	507	237	357	42
D18K: Taking "crack" cocaine occasionally																
1. Don't disapprove	5.7	6.5	5.2	5.0	3.9	5.3	4.6	6.3	6.6	4.2	10.5	3.4	4.4	4.3	12.0	28.4
2. Disapprove	15.2	18.6	12.0	15.2	10.5	17.4	15.4	11.5	19.4	14.5	16.8	12.2	11.4	19.8	22.9	29.2
3. Strongly disapprove	79.1	74.9	82.8	79.7	85.6	77.3	80.0	82.3	74.0	81.3	72.6	84.4	84.1	75.9	65.1	42.4
<i>Item 23950 Subject A12b</i>	<i>N</i> 2281	995	1194	1622	220	467	609	787	418	1768	449	1092	507	236	362	43
D18L: Trying cocaine powder once or twice																
1. Don't disapprove	9.1	10.6	8.1	9.2	3.7	6.8	9.1	9.5	10.9	7.3	14.7	3.9	4.8	13.0	23.5	48.5
2. Disapprove	16.1	19.8	12.7	15.9	11.4	18.5	15.7	12.9	20.0	15.7	17.4	13.2	13.0	17.9	25.9	19.1
3. Strongly disapprove	74.8	69.6	79.2	74.9	84.9	74.7	75.2	77.6	69.1	77.0	68.0	82.9	82.2	69.1	50.6	32.4
<i>Item 23960 Subject A12b</i>	<i>N</i> 2279	992	1194	1621	219	467	608	785	419	1767	449	1091	508	236	360	42
D18M: Taking cocaine powder occasionally																
1. Don't disapprove	7.1	8.8	5.6	6.5	4.0	5.2	6.4	7.6	9.2	5.2	13.3	3.3	4.9	4.8	16.4	53.7
2. Disapprove	14.7	17.7	12.3	14.9	10.1	18.2	14.2	11.7	17.2	14.4	15.4	11.9	11.1	20.1	24.2	10.4
3. Strongly disapprove	78.2	73.5	82.1	78.6	85.9	76.6	79.3	80.7	73.6	80.5	71.2	84.8	84.0	75.1	59.4	35.9
<i>Item 23970 Subject A12b</i>	<i>N</i> 2275	988	1197	1619	219	465	607	785	418	1766	446	1091	506	236	358	42
D18N: Taking one or two drinks nearly every day																
1. Don't disapprove	26.5	34.2	20.6	27.1	18.2	31.8	23.4	26.2	25.3	24.2	35.2	15.2	28.3	38.3	46.5	61.3
2. Disapprove	31.8	29.6	33.2	33.6	23.9	30.7	34.3	28.9	35.0	32.7	29.2	32.0	29.7	36.0	29.9	30.3
3. Strongly disapprove	41.7	36.2	46.2	39.3	57.9	37.5	42.3	44.9	39.7	43.1	35.7	52.7	42.0	25.7	23.7	8.4
<i>Item 11530 Subject A12b</i>	<i>N</i> 2275	992	1192	1617	218	465	606	785	419	1766	446	1091	507	233	359	43

QUESTIONNAIRE FORM 6 2004	TOTAL	SEX		RACE		REGION				COLLEGE PLANS?		ILLCIT DRUG USE: LIFETIME				
		M	F	White	Black	NE	NC	S	W	Yes	No	None	Mari- juana Only	Few Pills	More Pills	Any Her- oin
<i>N (Weighted No. of Cases):</i>	2518	1099	1284	1717	259	539	657	849	474	1874	499	1190	558	256	387	44
<i>% of Weighted Total:</i>	100.0	43.6	51.0	68.2	10.3	21.4	26.1	33.7	18.8	74.4	19.8	47.3	22.2	10.2	15.4	1.7
D18O: Taking four or five drinks nearly every day																
1. Don't disapprove	14.9	21.3	9.7	14.6	8.9	16.4	14.3	15.0	14.0	12.1	25.0	8.1	14.0	18.4	28.8	54.7
2. Disapprove	26.6	29.5	23.7	27.5	23.4	27.7	25.7	24.6	30.1	26.0	28.6	21.1	27.2	35.9	35.1	25.1
3. Strongly disapprove	58.5	49.1	66.5	57.9	67.7	55.9	60.0	60.4	55.8	62.0	46.4	70.9	58.7	45.6	36.2	20.2
<i>Item 11540 Subject A12b</i>	<i>N</i> 2276	<i>988</i>	<i>1195</i>	<i>1620</i>	<i>217</i>	<i>465</i>	<i>610</i>	<i>785</i>	<i>416</i>	<i>1765</i>	<i>449</i>	<i>1088</i>	<i>508</i>	<i>235</i>	<i>360</i>	<i>41</i>
D18P: Having five or more drinks once or twice each weekend																
1. Don't disapprove	38.4	41.1	37.1	42.3	16.3	45.3	41.6	32.7	36.6	37.1	42.9	20.4	46.5	52.3	67.7	73.2
2. Disapprove	21.9	22.0	21.1	21.6	19.9	21.6	21.5	18.7	28.7	22.6	19.9	24.5	22.1	23.5	12.6	12.5
3. Strongly disapprove	39.7	36.9	41.7	36.1	63.7	33.1	36.9	48.5	34.7	40.2	37.2	55.0	31.5	24.3	19.7	14.3
<i>Item 11550 Subject A12b</i>	<i>N</i> 2278	<i>992</i>	<i>1194</i>	<i>1621</i>	<i>218</i>	<i>464</i>	<i>608</i>	<i>786</i>	<i>419</i>	<i>1768</i>	<i>446</i>	<i>1092</i>	<i>510</i>	<i>234</i>	<i>359</i>	<i>42</i>
D18Q: Driving a car after having 1-2 drinks																
1. Don't disapprove	18.9	22.8	15.6	19.1	10.5	23.0	18.0	18.1	17.1	17.2	24.3	8.5	22.7	20.5	39.2	56.0
2. Disapprove	27.3	28.3	26.4	28.5	24.2	27.8	29.7	23.0	31.4	28.4	23.0	24.8	24.8	37.9	30.5	19.8
3. Strongly disapprove	53.8	48.9	58.0	52.4	65.3	49.1	52.4	58.9	51.5	54.5	52.7	66.7	52.5	41.6	30.3	24.1
<i>Item 11551 Subject A12b</i>	<i>N</i> 2279	<i>993</i>	<i>1193</i>	<i>1621</i>	<i>216</i>	<i>464</i>	<i>609</i>	<i>788</i>	<i>419</i>	<i>1767</i>	<i>448</i>	<i>1087</i>	<i>509</i>	<i>237</i>	<i>361</i>	<i>43</i>
D18R: Driving a car after having 5 or more drinks																
1. Don't disapprove	6.1	8.5	3.8	5.4	4.7	6.5	4.5	7.2	5.8	4.1	13.6	3.6	5.8	5.2	10.9	26.8
2. Disapprove	15.4	18.2	12.9	15.2	10.7	18.6	13.8	12.8	19.1	14.9	16.5	10.2	14.7	23.1	24.3	24.8
3. Strongly disapprove	78.5	73.3	83.4	79.5	84.7	74.9	81.7	80.1	75.1	81.1	69.9	86.2	79.4	71.7	64.9	48.4
<i>Item 11552 Subject A12b</i>	<i>N</i> 2275	<i>989</i>	<i>1192</i>	<i>1622</i>	<i>217</i>	<i>465</i>	<i>608</i>	<i>786</i>	<i>416</i>	<i>1765</i>	<i>447</i>	<i>1088</i>	<i>508</i>	<i>236</i>	<i>359</i>	<i>41</i>
D19: How many of your friends would you estimate . . .																
D19A: Smoke cigarettes?																
1. None	17.9	16.5	19.1	14.7	35.3	17.2	11.8	20.4	22.9	18.3	15.9	25.5	13.5	9.6	7.1	7.1
2. A few	38.5	41.0	37.0	40.4	36.3	40.0	41.2	34.9	39.6	40.7	30.8	43.9	42.3	28.7	26.8	21.5
3. Some	25.6	27.8	23.5	27.1	18.5	23.5	28.7	25.4	24.1	25.3	27.0	21.8	29.5	33.5	26.6	22.1
4. Most	15.0	11.1	18.5	15.5	6.2	15.8	16.8	15.0	11.7	13.2	21.9	7.4	12.2	26.8	31.2	41.2
5. All	2.9	3.6	1.9	2.2	3.7	3.5	1.5	4.3	1.8	2.5	4.3	1.4	2.5	1.4	8.2	8.1
<i>Item 7070 Subject A02a</i>	<i>N</i> 2280	<i>992</i>	<i>1195</i>	<i>1623</i>	<i>217</i>	<i>466</i>	<i>608</i>	<i>789</i>	<i>416</i>	<i>1772</i>	<i>447</i>	<i>1090</i>	<i>507</i>	<i>235</i>	<i>364</i>	<i>42</i>
D19B: Smoke marijuana or hashish?																
1. None	25.3	22.8	27.3	24.3	30.0	23.7	22.5	29.3	23.6	24.0	30.7	38.7	13.7	12.9	10.8	6.5
2. A few	31.3	31.7	31.6	32.3	25.5	31.8	35.3	28.4	30.2	33.7	23.4	37.6	31.2	28.9	17.0	15.4
3. Some	24.5	23.8	25.4	25.5	23.0	21.6	25.9	23.6	27.3	24.8	22.2	17.8	32.8	36.9	25.6	23.8
4. Most	14.2	15.9	12.5	14.4	14.6	19.0	12.6	13.0	13.7	13.9	16.0	4.0	18.7	17.7	33.4	33.7
5. All	4.6	5.9	3.2	3.5	6.8	3.9	3.7	5.6	5.1	3.6	7.7	1.9	3.6	3.5	13.1	20.7
<i>Item 7080 Subject A02a</i>	<i>N</i> 2279	<i>994</i>	<i>1193</i>	<i>1621</i>	<i>218</i>	<i>467</i>	<i>610</i>	<i>788</i>	<i>414</i>	<i>1769</i>	<i>448</i>	<i>1089</i>	<i>508</i>	<i>236</i>	<i>363</i>	<i>41</i>
D19C: Take "crack" cocaine?																
1. None	77.5	77.3	77.7	78.3	86.2	81.7	77.9	76.9	73.5	78.5	73.2	81.5	80.6	79.1	64.0	37.9
2. A few	15.5	15.8	15.4	16.3	4.2	12.2	16.0	15.8	18.0	15.6	16.1	13.6	13.8	16.9	22.9	22.1
3. Some	4.3	4.1	4.7	3.8	4.6	4.8	3.9	3.7	5.6	3.6	6.8	2.7	3.6	2.8	9.5	17.5
4. Most	0.8	0.6	0.9	0.7	0.7	0.5	0.8	0.8	1.2	0.7	1.0	0.5	0.4	0.1	1.5	10.0
5. All	1.9	2.2	1.3	0.9	4.3	0.9	1.4	2.9	1.7	1.6	2.9	1.7	1.5	1.1	2.2	12.5
<i>Item 7151 Subject A02a</i>	<i>N</i> 2279	<i>991</i>	<i>1195</i>	<i>1622</i>	<i>216</i>	<i>466</i>	<i>610</i>	<i>787</i>	<i>416</i>	<i>1767</i>	<i>450</i>	<i>1090</i>	<i>507</i>	<i>236</i>	<i>364</i>	<i>41</i>
D19D: Take cocaine in powder form?																
1. None	74.6	72.9	76.3	74.8	85.5	78.1	76.0	73.9	69.9	74.9	73.9	83.5	79.7	69.7	48.5	31.4
2. A few	17.9	19.0	17.1	19.2	4.8	15.7	17.4	18.4	20.1	18.9	14.6	12.3	15.9	24.0	34.1	21.1
3. Some	4.2	4.1	4.2	3.9	2.9	4.9	3.5	3.2	6.3	3.5	6.7	1.7	2.0	5.5	12.2	18.0
4. Most	1.3	1.2	1.2	1.1	0.7	0.5	1.4	1.2	2.2	1.1	1.3	0.5	0.8	0.1	3.0	14.2
5. All	2.0	2.8	1.2	1.0	6.1	0.8	1.7	3.3	1.5	1.6	3.5	1.9	1.5	0.7	2.2	15.3
<i>Item 23990 Subject A02a</i>	<i>N</i> 2276	<i>990</i>	<i>1193</i>	<i>1620</i>	<i>216</i>	<i>464</i>	<i>609</i>	<i>788</i>	<i>415</i>	<i>1765</i>	<i>449</i>	<i>1087</i>	<i>507</i>	<i>236</i>	<i>364</i>	<i>41</i>

DESCRIPTIVE RESULTS: 2004

251

QUESTIONNAIRE FORM 6 2004	TOTAL	SEX		RACE		REGION				COLLEGE PLANS?		ILLICIT DRUG USE: LIFETIME					
		M	F	White	Black	NE	NC	S	W	Yes	No	None	Mari- juana Only	Few Pills	More Pills	Any Her- oin	
<i>N (Weighted No. of Cases):</i>	2518	1099	1284	1717	259	539	657	849	474	1874	499	1190	558	256	387	44	
<i>% of Weighted Total:</i>	100.0	43.6	51.0	68.2	10.3	21.4	26.1	33.7	18.8	74.4	19.8	47.3	22.2	10.2	15.4	1.7	
D19E: Use inhalants (sniff glue, aerosols, laughing gas, etc.)?																	
1. None	81.5	78.7	83.7	81.5	86.1	84.8	82.4	79.1	81.0	82.7	76.9	84.9	84.9	83.3	71.1	34.6	
2. A few	12.0	13.4	11.1	13.0	4.1	10.2	11.7	13.1	12.6	11.5	14.8	10.5	10.3	13.0	17.1	21.7	
3. Some	4.0	5.4	3.0	4.0	4.6	3.5	3.4	4.5	4.5	3.7	4.8	2.3	3.0	3.2	8.8	22.2	
4. Most	0.7	0.4	0.9	0.5	0.9	0.6	0.8	0.8	0.5	0.5	1.0	0.5	0.7	-	0.4	9.9	
5. All	1.8	2.1	1.3	1.0	4.3	0.9	1.7	2.6	1.5	1.5	2.4	1.7	1.1	0.5	2.7	11.5	
<i>Item 7180 Subject A02a</i>	<i>N</i>	<i>2274</i>	<i>991</i>	<i>1194</i>	<i>1622</i>	<i>214</i>	<i>464</i>	<i>608</i>	<i>787</i>	<i>416</i>	<i>1765</i>	<i>448</i>	<i>1087</i>	<i>506</i>	<i>236</i>	<i>363</i>	<i>41</i>
D19F: Take MDMA (ecstasy)?																	
1. None	71.1	70.5	72.1	72.0	73.6	76.2	72.4	69.1	67.5	71.9	68.9	79.8	75.4	69.8	45.6	20.6	
2. A few	20.5	20.3	20.8	21.1	16.8	16.5	19.5	22.0	23.5	21.1	18.5	15.8	19.0	22.2	35.4	29.5	
3. Some	5.2	5.4	4.8	4.6	4.4	5.6	4.5	4.7	6.7	4.7	6.4	2.1	4.1	6.8	12.3	24.4	
4. Most	1.3	1.4	1.1	1.4	0.4	0.6	1.8	1.8	0.6	0.9	3.1	0.4	0.4	0.1	3.7	19.4	
5. All	1.8	2.4	1.3	1.0	4.8	1.0	1.8	2.4	1.7	1.5	3.0	1.9	1.0	1.1	3.1	6.3	
<i>Item 23020 Subject A02a</i>	<i>N</i>	<i>2266</i>	<i>986</i>	<i>1187</i>	<i>1615</i>	<i>214</i>	<i>462</i>	<i>606</i>	<i>783</i>	<i>415</i>	<i>1759</i>	<i>448</i>	<i>1083</i>	<i>505</i>	<i>235</i>	<i>363</i>	<i>40</i>
D19G: Take crystal meth ("ice")?																	
1. None	82.3	79.8	84.6	83.4	85.7	90.3	83.1	79.2	77.8	84.1	76.1	87.1	86.4	81.5	68.5	30.2	
2. A few	10.8	12.9	9.0	11.1	4.1	5.6	11.3	12.6	12.5	10.4	12.4	9.2	8.3	13.9	15.9	23.9	
3. Some	3.9	3.6	4.4	3.5	3.3	2.6	3.6	3.5	6.6	3.0	7.1	1.4	3.5	3.2	9.9	25.2	
4. Most	1.3	1.5	0.8	1.1	2.2	0.3	0.4	2.2	1.8	0.9	2.4	0.6	0.6	0.5	3.1	14.5	
5. All	1.7	2.3	1.3	0.9	4.8	1.2	1.6	2.4	1.3	1.6	2.1	1.7	1.1	0.9	2.6	6.2	
<i>Item 24500 Subject A02a</i>	<i>N</i>	<i>2266</i>	<i>987</i>	<i>1188</i>	<i>1614</i>	<i>216</i>	<i>462</i>	<i>606</i>	<i>783</i>	<i>415</i>	<i>1759</i>	<i>447</i>	<i>1086</i>	<i>505</i>	<i>234</i>	<i>359</i>	<i>41</i>
D19H: Take steroids?																	
1. None	77.3	76.0	78.5	77.1	82.6	75.8	78.3	75.5	80.6	78.1	75.1	81.3	77.6	74.3	68.7	59.1	
2. A few	16.4	16.0	16.7	17.5	8.9	17.8	16.6	16.3	14.6	16.4	15.1	13.2	17.4	21.3	21.8	16.9	
3. Some	3.7	5.0	2.9	3.7	2.9	4.0	3.2	4.6	2.8	3.1	6.2	2.9	3.5	3.1	6.3	10.2	
4. Most	0.9	0.9	0.7	0.9	0.9	1.2	0.6	1.1	0.7	0.8	1.5	1.0	0.3	0.3	0.8	9.6	
5. All	1.7	2.1	1.3	0.8	4.6	1.2	1.3	2.5	1.3	1.6	2.1	1.7	1.2	0.9	2.4	4.2	
<i>Item 23030 Subject A02a</i>	<i>N</i>	<i>2272</i>	<i>990</i>	<i>1190</i>	<i>1617</i>	<i>216</i>	<i>463</i>	<i>608</i>	<i>785</i>	<i>415</i>	<i>1764</i>	<i>447</i>	<i>1086</i>	<i>506</i>	<i>235</i>	<i>362</i>	<i>41</i>
Lately there has been some attention paid to certain drugs.																	
D20: During the LAST 12 MONTHS, on how many occasions (if any) have you . . .																	
D20A: . . . taken GHB ("liquid G," "grievous bodily harm")																	
1. 0 occasions	98.6	97.7	99.8	98.7	99.1	98.7	98.5	98.6	98.5	99.2	97.3	100.0	100.0	99.3	97.3	65.2	
2. 1-2	0.6	1.0	0.1	0.6	-	-	0.9	0.5	0.8	0.4	0.9	-	-	0.3	1.0	16.8	
3. 3-5	0.1	0.2	-	0.1	0.3	-	-	0.3	0.3	0.1	0.1	-	-	-	0.5	1.6	
4. 6-9	0.2	0.2	0.1	0.1	-	0.3	0.1	0.1	0.3	0.1	0.2	-	-	-	-	6.2	
5. 10-19	*	*	-	*	-	-	-	-	0.1	*	-	-	-	-	-	1.2	
6. 20-39	-	-	-	-	-	-	-	-	-	-	-	-	-	-	-	-	
7. 40 or more	0.5	0.9	-	0.5	0.6	1.0	0.5	0.5	*	0.2	1.5	-	-	0.4	1.2	9.0	
<i>Item 31050 Subject A01b</i>	<i>N</i>	<i>2263</i>	<i>989</i>	<i>1184</i>	<i>1613</i>	<i>217</i>	<i>461</i>	<i>607</i>	<i>782</i>	<i>413</i>	<i>1759</i>	<i>444</i>	<i>1082</i>	<i>506</i>	<i>235</i>	<i>360</i>	<i>40</i>
D20B: . . . taken ketamine ("special K," "super K")																	
1. 0 occasions	97.9	97.2	99.0	98.1	99.4	97.9	97.7	98.4	97.5	98.3	97.1	100.0	100.0	98.4	94.4	62.7	
2. 1-2	1.0	1.3	0.7	1.0	-	0.7	1.3	0.8	1.5	1.0	1.1	-	-	0.9	3.0	17.9	
3. 3-5	0.3	0.2	-	0.2	-	-	0.2	0.5	0.2	*	0.8	-	-	-	0.2	8.3	
4. 6-9	0.3	0.5	0.1	0.3	-	0.3	0.1	0.1	0.7	0.3	-	-	-	-	0.8	7.1	
5. 10-19	0.2	0.3	-	0.2	-	0.3	0.3	-	0.2	0.1	0.4	-	-	-	-	-	
6. 20-39	0.1	0.1	0.1	0.1	-	-	0.2	0.1	*	*	0.4	-	-	0.1	0.3	1.9	
7. 40 or more	0.3	0.4	0.1	0.2	0.6	0.9	0.2	0.2	-	0.3	0.3	-	-	0.6	1.3	2.0	
<i>Item 31060 Subject A01b</i>	<i>N</i>	<i>2260</i>	<i>985</i>	<i>1186</i>	<i>1610</i>	<i>215</i>	<i>462</i>	<i>607</i>	<i>777</i>	<i>413</i>	<i>1756</i>	<i>445</i>	<i>1079</i>	<i>506</i>	<i>235</i>	<i>359</i>	<i>40</i>

*=less than .05 percent.

QUESTIONNAIRE FORM 6 2004	TOTAL	SEX		RACE		REGION				COLLEGE PLANS?		ILLCIT DRUG USE: LIFETIME				
		M	F	White	Black	NE	NC	S	W	Yes	No	None	Mari- juana Only	Few Pills	More Pills	Any Her- oin
<i>N (Weighted No. of Cases):</i>	2518	1099	1284	1717	259	539	657	849	474	1874	499	1190	558	256	387	44
<i>% of Weighted Total:</i>	100.0	43.6	51.0	68.2	10.3	21.4	26.1	33.7	18.8	74.4	19.8	47.3	22.2	10.2	15.4	1.7
D20C: . . . smoked bidis (or beedies) which are small brown cigarettes from India																
1. 0 occasions	96.3	94.8	97.7	96.3	98.6	94.7	97.2	97.0	95.6	97.0	94.4	99.5	97.6	95.7	89.4	72.1
2. 1-2	1.8	2.0	1.6	1.9	-	3.3	0.5	1.5	2.5	1.7	2.2	0.1	1.5	2.4	5.2	18.3
3. 3-5	0.8	1.6	0.1	0.9	0.8	1.0	1.2	0.6	0.6	0.5	1.9	0.2	0.3	1.0	2.4	5.7
4. 6-9	0.4	0.5	0.2	0.3	-	-	0.6	0.4	0.4	0.3	0.5	-	0.3	0.5	0.6	1.9
5. 10-19	0.2	0.3	0.1	0.2	-	-	-	0.2	0.7	0.2	0.2	-	0.3	0.1	0.7	-
6. 20-39	0.1	0.3	0.1	0.2	-	0.3	0.3	-	-	0.1	0.3	0.1	-	-	0.3	-
7. 40 or more	0.3	0.6	0.1	0.2	0.6	0.7	0.2	0.3	0.2	0.3	0.4	0.1	-	0.3	1.3	2.0
<i>Item 31070 Subject A01b</i>	<i>N</i> 2254	<i>982</i>	<i>1184</i>	<i>1608</i>	<i>212</i>	<i>461</i>	<i>604</i>	<i>778</i>	<i>411</i>	<i>1757</i>	<i>441</i>	<i>1080</i>	<i>504</i>	<i>235</i>	<i>355</i>	<i>40</i>
D20D: . . . smoked kreteks (clove cigarettes)																
1. 0 occasions	93.2	91.8	94.5	92.7	97.7	91.7	95.1	94.2	89.9	93.8	91.0	99.1	96.0	86.0	79.5	75.5
2. 1-2	3.2	3.3	3.3	3.9	0.4	3.8	2.3	2.0	6.2	3.1	4.1	0.5	2.4	7.9	9.2	8.0
3. 3-5	1.6	2.1	0.9	1.7	-	1.7	1.0	2.0	1.5	1.4	1.9	0.1	1.0	2.4	5.2	6.4
4. 6-9	0.6	1.0	0.2	0.6	0.5	0.2	0.8	0.5	1.1	0.6	1.0	0.1	-	1.2	1.4	5.1
5. 10-19	0.4	0.6	0.2	0.6	-	0.7	0.3	0.4	0.4	0.4	0.2	-	0.4	0.3	1.3	3.0
6. 20-39	0.3	0.3	0.4	0.2	0.8	0.3	-	0.6	0.3	0.2	0.9	0.2	0.2	1.0	0.7	-
7. 40 or more	0.6	0.8	0.5	0.4	0.6	1.5	0.4	0.4	0.5	0.5	0.9	0.1	-	1.2	2.6	2.0
<i>Item 31150 Subject A01b</i>	<i>N</i> 2250	<i>983</i>	<i>1179</i>	<i>1603</i>	<i>214</i>	<i>456</i>	<i>605</i>	<i>779</i>	<i>409</i>	<i>1752</i>	<i>442</i>	<i>1074</i>	<i>504</i>	<i>235</i>	<i>355</i>	<i>40</i>
D20E: . . . taken "andro" (androstenedione, non-prescription steroid)																
1. 0 occasions	97.6	95.9	99.2	97.9	97.7	97.3	97.7	97.6	97.9	97.9	97.1	99.4	98.5	98.2	95.4	71.6
2. 1-2	0.7	1.1	0.4	0.6	1.7	0.5	0.5	0.9	0.7	0.6	1.1	0.4	0.3	0.8	0.9	10.5
3. 3-5	0.5	0.9	0.1	0.6	-	0.7	0.1	0.8	0.4	0.4	0.3	-	0.4	0.6	0.3	10.9
4. 6-9	0.2	0.2	0.1	0.1	-	-	0.2	0.2	0.4	0.2	0.2	0.1	-	-	0.4	2.0
5. 10-19	0.3	0.7	-	0.2	-	0.4	0.8	-	0.1	0.3	0.4	-	0.3	-	1.1	-
6. 20-39	0.2	0.3	-	0.2	-	0.1	0.2	0.1	0.3	0.1	0.3	-	-	-	0.6	1.3
7. 40 or more	0.5	0.9	0.1	0.4	0.6	1.0	0.4	0.4	0.2	0.4	0.7	0.1	0.4	0.5	1.3	3.7
<i>Item 31160 Subject A01b</i>	<i>N</i> 2261	<i>986</i>	<i>1186</i>	<i>1614</i>	<i>213</i>	<i>461</i>	<i>609</i>	<i>779</i>	<i>412</i>	<i>1758</i>	<i>446</i>	<i>1083</i>	<i>505</i>	<i>235</i>	<i>358</i>	<i>39</i>
D20F: . . . taken creatine (amino acid used to build muscle)																
1. 0 occasions	91.7	83.6	98.6	91.0	94.2	89.9	93.4	91.8	91.2	91.7	92.5	95.3	91.9	88.1	88.2	56.3
2. 1-2	2.1	3.5	0.8	2.3	3.0	2.2	2.3	2.2	1.3	2.0	2.3	1.5	1.6	2.4	3.3	9.9
3. 3-5	1.2	2.6	0.2	1.1	0.6	1.5	0.6	0.8	2.6	1.0	1.5	0.8	1.4	2.1	1.8	1.7
4. 6-9	0.7	1.4	0.1	0.8	0.8	1.2	0.4	0.6	0.8	0.8	0.3	0.3	1.2	0.8	0.6	-
5. 10-19	1.6	3.3	0.1	1.7	0.8	1.4	0.7	2.7	1.0	1.5	1.7	0.8	1.1	3.4	2.0	9.3
6. 20-39	1.1	2.3	*	1.4	-	1.9	1.7	0.3	1.1	1.3	0.5	0.5	1.1	1.1	1.6	11.5
7. 40 or more	1.5	3.3	0.1	1.7	0.6	1.9	0.8	1.6	2.0	1.6	1.2	0.7	1.7	2.1	2.6	11.3
<i>Item 31170 Subject A01b</i>	<i>N</i> 2251	<i>984</i>	<i>1179</i>	<i>1605</i>	<i>214</i>	<i>460</i>	<i>603</i>	<i>778</i>	<i>409</i>	<i>1746</i>	<i>445</i>	<i>1079</i>	<i>501</i>	<i>233</i>	<i>357</i>	<i>39</i>
D20G: . . . taken ritalin (without a doctor's orders)																
1. 0 occasions	95.3	95.3	95.8	94.8	99.4	96.5	94.7	95.6	94.5	96.0	93.2	100.0	100.0	93.7	80.9	62.0
2. 1-2	1.9	1.1	2.5	2.3	-	0.8	2.2	2.2	2.2	1.5	3.4	-	-	2.4	8.9	13.5
3. 3-5	0.9	1.5	0.4	1.0	-	1.0	1.0	0.7	1.0	0.8	1.4	-	-	1.1	3.7	8.0
4. 6-9	0.8	0.9	0.5	0.8	-	0.6	0.5	0.7	1.9	0.9	0.5	-	-	1.5	2.7	9.1
5. 10-19	0.4	0.4	0.4	0.5	-	0.3	0.6	0.4	-	0.4	0.4	-	-	0.6	0.9	1.6
6. 20-39	0.1	0.2	-	0.1	-	0.1	0.2	-	-	*	0.3	-	-	0.3	0.1	1.3
7. 40 or more	0.6	0.7	0.4	0.5	0.6	0.7	0.8	0.5	0.4	0.5	0.8	-	-	0.3	2.8	4.6
<i>Item 31180 Subject A01b</i>	<i>N</i> 2245	<i>980</i>	<i>1176</i>	<i>1602</i>	<i>212</i>	<i>458</i>	<i>605</i>	<i>774</i>	<i>408</i>	<i>1745</i>	<i>442</i>	<i>1075</i>	<i>501</i>	<i>233</i>	<i>355</i>	<i>39</i>
D20H: . . . taken OxyContin (without a doctor's orders)																
1. 0 occasions	94.8	93.8	96.1	94.3	99.4	96.6	96.5	92.7	94.5	95.4	94.1	100.0	100.0	95.6	78.4	45.3
2. 1-2	2.3	2.1	2.3	2.7	-	0.7	1.3	3.8	2.7	2.1	2.6	-	-	3.7	10.4	15.3
3. 3-5	1.0	1.4	0.5	1.0	-	1.5	0.9	0.6	1.1	0.7	1.5	-	-	0.3	3.5	11.9
4. 6-9	0.7	0.9	0.3	0.7	-	0.5	0.2	1.1	0.5	0.8	0.3	-	-	0.1	2.6	8.4
5. 10-19	0.2	0.2	0.1	0.1	-	-	-	0.3	0.4	0.1	-	-	-	-	0.3	4.4
6. 20-39	0.5	0.8	0.3	0.7	-	-	0.5	0.9	0.3	0.5	0.6	-	-	-	1.8	11.5
7. 40 or more	0.6	0.8	0.4	0.6	0.6	0.7	0.6	0.5	0.5	0.4	0.9	-	-	0.3	3.0	3.3
<i>Item 31310 Subject A01b</i>	<i>N</i> 2250	<i>984</i>	<i>1178</i>	<i>1606</i>	<i>213</i>	<i>459</i>	<i>605</i>	<i>778</i>	<i>407</i>	<i>1752</i>	<i>440</i>	<i>1079</i>	<i>500</i>	<i>233</i>	<i>356</i>	<i>40</i>

* = less than .05 percent.

DESCRIPTIVE RESULTS: 2004

253

QUESTIONNAIRE FORM 6 2004	TOTAL	SEX		RACE		REGION				COLLEGE PLANS?		ILLICIT DRUG USE: LIFETIME				
		M	F	White	Black	NE	NC	S	W	Yes	No	None	Mari- juana Only	Few Pills	More Pills	Any Her- oin
<i>N (Weighted No. of Cases):</i>	2518	1099	1284	1717	259	539	657	849	474	1874	499	1190	558	256	387	44
<i>% of Weighted Total:</i>	100.0	43.6	51.0	68.2	10.3	21.4	26.1	33.7	18.8	74.4	19.8	47.3	22.2	10.2	15.4	1.7
D20I: . . . taken Vicodin (without a doctor's orders)																
1. 0 occasions	91.5	89.9	93.2	90.1	99.4	92.1	93.1	92.4	86.8	91.7	92.8	100.0	100.0	86.0	66.2	24.8
2. 1-2	3.5	2.3	4.1	4.2	-	3.0	3.0	3.0	5.5	3.7	2.4	-	-	11.8	11.1	21.8
3. 3-5	2.0	2.6	1.4	2.3	-	2.6	1.3	2.0	2.2	1.6	2.0	-	-	1.2	10.0	11.4
4. 6-9	1.0	1.7	0.4	1.3	-	0.9	0.1	0.6	3.5	1.1	0.5	-	-	0.6	5.2	1.9
5. 10-19	0.9	1.6	0.4	0.8	-	0.5	1.2	0.8	1.0	1.0	0.4	-	-	-	3.5	19.1
6. 20-39	0.6	1.2	0.2	0.8	-	0.2	0.5	0.9	0.7	0.5	1.2	-	-	0.1	1.7	13.9
7. 40 or more	0.5	0.8	0.3	0.5	0.6	0.7	0.8	0.4	0.2	0.4	0.6	-	-	0.3	2.3	7.1
<i>Item 31320 Subject A01b</i>	<i>N</i> 2250	<i>980</i>	<i>1181</i>	<i>1606</i>	<i>213</i>	<i>458</i>	<i>605</i>	<i>779</i>	<i>409</i>	<i>1750</i>	<i>442</i>	<i>1077</i>	<i>501</i>	<i>235</i>	<i>357</i>	<i>40</i>
D20J: . . . taken Rohypnol ("rophies," "roofies")																
1. 0 occasions	98.3	97.7	99.2	98.5	99.4	98.3	98.3	98.6	97.7	98.7	97.1	100.0	100.0	98.1	94.8	75.8
2. 1-2	0.7	0.6	0.6	0.6	-	0.5	0.5	0.8	1.1	0.5	1.3	-	-	1.5	1.8	13.3
3. 3-5	0.1	0.3	-	0.2	-	0.3	-	0.1	0.3	0.1	0.4	-	-	-	0.3	1.6
4. 6-9	0.2	0.5	-	0.3	-	0.2	0.3	0.2	0.3	0.3	-	-	-	0.1	0.8	3.6
5. 10-19	0.1	0.1	0.1	0.1	-	-	0.4	-	0.2	*	0.5	-	-	-	0.3	2.5
6. 20-39	0.1	0.3	-	0.2	-	-	0.3	0.1	-	-	0.4	-	-	-	0.3	-
7. 40 or more	0.4	0.5	0.1	0.3	0.6	0.7	0.2	0.2	0.5	0.3	0.3	-	-	0.3	1.6	3.2
<i>Item 29785 Subject A01b</i>	<i>N</i> 2241	<i>982</i>	<i>1173</i>	<i>1598</i>	<i>212</i>	<i>458</i>	<i>604</i>	<i>771</i>	<i>408</i>	<i>1746</i>	<i>439</i>	<i>1077</i>	<i>500</i>	<i>232</i>	<i>351</i>	<i>40</i>
D20K: . . . drunk flavored alcoholic beverages, sometimes called "alcopops" (like Mike's Hard Lemonade, Skyy Blue, Smirnoff Ice, Zima)? (Do not include regular liquor, beer, wine, or wine coolers.)																
1. 0 occasions	43.8	47.7	40.3	40.3	52.8	40.8	39.5	47.2	47.1	44.2	43.3	63.7	28.8	20.2	20.9	26.5
2. 1-2	15.6	12.4	17.6	15.7	17.7	16.5	15.8	15.8	14.0	15.4	16.2	16.4	13.3	16.1	18.3	4.0
3. 3-5	15.1	16.7	14.4	16.3	16.3	13.3	16.6	14.8	15.5	15.3	15.5	9.3	23.3	25.5	16.2	1.6
4. 6-9	7.9	6.5	9.3	8.9	5.6	10.3	10.2	4.9	7.6	7.8	8.6	4.2	11.4	14.1	10.2	5.8
5. 10-19	7.8	6.9	8.4	7.9	5.9	6.0	9.3	8.6	6.0	7.8	6.8	3.8	10.1	11.7	13.6	8.3
6. 20-39	4.8	4.4	5.5	5.7	0.2	6.2	4.4	4.7	3.9	5.0	3.9	1.4	8.1	5.5	8.0	26.8
7. 40 or more	5.0	5.5	4.5	5.2	1.3	6.9	4.1	4.0	5.9	4.5	5.6	1.2	5.0	7.0	12.8	27.0
<i>Item 31350 Subject A01b</i>	<i>N</i> 2235	<i>977</i>	<i>1173</i>	<i>1598</i>	<i>209</i>	<i>458</i>	<i>600</i>	<i>772</i>	<i>405</i>	<i>1746</i>	<i>433</i>	<i>1070</i>	<i>496</i>	<i>234</i>	<i>355</i>	<i>40</i>

*=less than .05 percent.

Cross-Time Index of Questionnaire Items, 1976–2004

Introduction to the Indexing Conventions

Beginning with the 1982 volume, the cross-time index of question locations is organized first by subject area (see Table 4 for a complete listing). Within each subject area, questions are listed in numerical sequence according to item reference number, which is the unique numerical identifier assigned to each question in the study.

The Question Index may be used in two major ways:

1. **Locating a Question across Years.** Having located a question of interest in the Descriptive Results section, the reader may determine in what other years that same question has appeared by simply looking it up by subject area and item reference number. The index will show all years in which that item has appeared and also its location each year (by questionnaire form, section, and item number). All items will retain their unique reference numbers in future years as well and, thus, may be located in exactly the same way in subsequent volumes in this series. The 1975 index entries are not included in this volume but may be found in any volume prior to the 1997 volume.

Example: A reader interested in a particular item about the nation finding technological solutions to problems would note that it has been classified under subject area I01 ("Expectations concerning societal change") and that it has been assigned item reference number 10940. The index entry for item 10940 shows that this item has appeared in Section D of questionnaire Form 4 in all annual surveys in the series. Its question number was D03c in 1976–81 and D10c thereafter.

2. **Locating Questions by Subject Area.** Given an interest in some particular subject area, one can quickly scan the index to locate all questions dealing with that area. Table 4 lists all the subject areas into which items are classified, along with the alphanumeric code assigned to each area.

Example: A reader interested in items dealing with religion should first locate the relevant code in Table 4: Code G, "Religion." The second step is to scan that section of the item index, noting for every item its item reference number and page location in this volume. The reader may or may not find the abbreviated description of the item (given in the third column of the index and further described below) helpful in deciding whether to look up a particular item in the Descriptive Results section. Some of these descriptions are rather clear as to their meaning, but others are less so.

Definitions of Column Headings

The definitions of column headings, and the conventions used for the entries in each column, are given below under the number indicated in the following key.

① **Item Reference Number.** A unique identification number is assigned to each question for the duration of this research and reporting series. It appears below that question in the Descriptive Results section, as well as in this index and the indices of all other volumes in this series.

② **Page Location.** The second column of the Question Index gives the page number of the present volume on which a verbatim statement of the question may be found along with this year's descriptive results. For drug use questions

appearing in the combined Forms 1–6 section, the page number given for the Form 1 question is the location of the question in Form 1 only. The page number given for the Form 2–6 question is the location of the question in the combined Forms 1–6 section. Table 3 in the Introduction to this volume lists all drug use questions by the form(s) in which they appear.

③ **Item Description (Abbreviated).** This is a brief mnemonic description—up to 16 characters in length—that attempts to characterize the content of the question. Originally developed for question identification on OSIRIS computer files, it may in many cases allow one to determine the relevance of the question to one's own interest and thus reduce the number of irrelevant questions that must be looked up in the Descriptive Results section.

④ **Questionnaire Location by Year.** An entry is provided for every year in which an item appeared in one of the study's questionnaire forms. The six (or fewer) characters constituting the entry indicate the form in which the question appeared, the section of that form, and the question number. Take as an example the questionnaire

location 1A004A. This location code indicates that the question appeared in Form 1, Section A and was labeled as question 4a.

Form
Section
Question number
Subpart of question, if any

1A004A

Occasionally an entry will be followed by an asterisk (*). This indicates that there was a change (usually minor) in the wording of the question and/or the answer alternatives in that year.

⑤ **Subject Area.** Table 4 shows the subject content areas that have been distinguished here and gives the alphanumeric code assigned to each of them. Every question item in the index has been classified into (and listed under) one or more of the subject areas, and the index (beginning with the 1982 volume) has been organized by subject area.

[illegible]

Table 4
Subject Area Key
(Referenced by Letter in the Question Index)

A. Drugs. Drug use and related attitudes and beliefs, drug availability and exposure, surrounding conditions and social meaning of drug use. Views of significant others regarding drugs.	264
A01... Use of Various Licit and Illicit Drugs.....	264
A01a. - . . . in lifetime.....	264
A01b. - . . . in last 12 months.....	266
A01c. - . . . in last 30 days.....	270
A01d. -Quantity used	274
A01e. -How high? (How often?).....	274
A01f. -How long high?	274
A01g. -Incidence of first use	274
A01h. -Use with other drugs	276
A01i. -Tried to stop	278
A01j. -Use on doctor's orders?	278
A01k. -Bad trip?	278
A01l. -Kinds of drugs	278
A01m. -Cost.....	280
A02. Exposure to Drug Use	280
A02a. -Friends' use	280
A02b. -Exposure to users	282
A02c. -Exposure through the media	282
A03. Availability of Drugs	282
A03a. -Availability	282
A03b. -Purchase	284
A04. Expected Future Use.....	284
A04a. -Expected future use among all respondents	284
A04b. -Expected future use among nonusers.....	286
A05. Conditions of Use	286
A05a. -Alone.....	286
A05b. -With others.....	286
A05c. -Settings of use (at school, at home, etc.).....	286
A05d. -Mode of drug administration.....	288
A06. Reasons for Use, Abstinence, and Stopping.....	288
A06a. -Reasons for use.....	288
A06b. -Reasons for abstinence from or stopping drug use	292
A06c. -Worries about the consequences of quitting	294
A07. Drug Problems	294
A07a. -Driving, tickets, and accidents after use	294
A07b. -Other problems	294
A08a. Sources of Help, Treatment Regarding Drugs.....	296
A09. Others' Awareness of Use.....	296
A09a. -Parental awareness of use	296
A09b. -Others' awareness of use.....	296
A09c. -Police awareness of use	298

Table 4 (continued)

A10. Drug Education and Communication.....	298
A10a. –In school.....	298
A10b. –In the mass media	298
A11. Own Attitudes Regarding Drugs and Drug Users.....	298
A11a. –Own attitudes about use by adults	298
A11b. –Own attitudes regarding drugs for own children	300
A11c. –Own perceptions of users	300
A11d. –Own attitudes about use by people of high school age	302
A12. Others' Attitudes Regarding Drugs and Drug Users	302
A12a. –Parents' attitudes regarding drugs	302
A12b. –Friends' and fellow students' attitudes regarding drugs	302
A12c. –Perception of drug users	302
A13. Legal Issues Regarding Drugs	304
A13a. –Preferred legality for adults	304
A13b. –Own response to legalization	304
A13c. –Knowledge of marijuana laws.....	304
A14. Risk of Drug Harm	304
A14a. –To self.....	304
A14b. –To others	308
A15a. Admitting Use in Questionnaire.....	308
A16a. Parent Groups	308
A17. Role Models in the Larger Environment	308
A17a. –Perceived use of drugs by role models	308
A17b. –Perceived attitudes toward drugs by role models.....	308
A18. Promotional Activities.....	308
A18a. –Advertising	308
A18b. –Logos	308
A18c. –Coupons	310
A18d. –Free samples.....	310
A18e. –Movies or television.....	310
B. Education.....	310
B01. High school: scholastic status, objectives, experiences	310
B02. Combining work and school: attitudes, experiences	312
B03. Interracial contact at school.....	312
B04. Student norms, misbehavior in class.....	312
B05. Counseling	312
B06. Absenteeism and truancy	314
B07. Delinquency, victimization, and feeling safe at school.....	314
B08. Competency testing	314
B09. Post-high school: status, plans, characteristics	316
B10. Attitudes regarding educational institutions.....	316
B11. High school: length of experiences.....	318

Table 4 (continued)

C. Work and Leisure.	318
C01. Present or recent work experience.....	318
C02. Income sources; financial security.....	318
C03. Vocational plans, aspirations, expectations.....	320
C04. Preferences regarding job characteristics	320
C05. Desirability of different working arrangements and settings.....	322
C06. Work ethic/success orientation	322
C07. Leisure time: extent, activities.....	322
C08. Attitudes toward leisure time	324
C09. Computer use	324
D. Sex Roles and Family.	324
D01. Dating and marriage: status, attitudes, expectations.....	324
D02. Parenthood: status, attitudes, expectations	324
D03. Values surrounding marriage and family	326
D04. Preferences regarding marital/familial arrangements.....	326
D05. Sex role attitudes.....	326
D06. Opinions regarding gender discrimination.....	328
E. Population Concerns.	328
E01. Overpopulation.....	328
E02. Birth control.....	328
F. Conservation, Materialism, Equity, etc.	328
F01. Personal materialism.....	328
F02. Societal materialism and advertising.....	330
F03. Concern with world hunger and poverty	330
F04. Ecological concerns.....	330
F05. Concern with conservation of resources.....	330
F06. Preferences regarding dwelling type and urbanicity	330
F07. Driving and use of mass transit	332
G. Religion. Religious preferences, activities, views.....	332


Table 4 (continued)

H. Politics.	332
H01. Political interest and preferences	332
H02. Attitudes toward governmental policies and practices	334
H03. Views about the role of citizens in government (see also I02)	334
H04. Confidence in government	334
H05. Voting, political activism	334
I. Social Change.	334
I01. Expectations concerning societal change	334
I02. Attitudes regarding activism	336
I03. Reactions to personal and social change	336
J. Social Problems. Interest and concerns.	336
K. Major Social Institutions.	336
K01. Trust (see also C05)	336
K02. Satisfaction with performance	338
K03. Preferred influence	338
L. Military.	338
L01. Plans for military service	338
L02. Attitudes toward a draft	338
L03. Views about the use of military force	340
L04. Attitudes toward the military as an institution and occupation	340
M. Interpersonal Relationships.	340
M01. Dating	340
M02. Cross-age relationships with adults outside the family (see also B05)	340
M03. Agreement/disagreement with parents	340
M04. Friendships (see also Q03)	342
M05. Community at large	342
N. Race Relations.	342
N01. Preferred interracial contact	342
N02. Attitudes toward discrimination	342
N03. Actual interracial contacts	342

Table 4 (continued)

O. Concern for Others.....	344
O01. Attitudes regarding social service, charitable activism	344
O02. Involvement in community, altruistic activities	344
O03. Concern with the problems of others.....	344
P. Happiness.	344
P01. Happiness, satisfaction with life and self	344
P02. Satisfaction with specific life domains	344
Q. Other Personality Variables.	346
Q01. Attitudes about self, self-esteem	346
Q02. Locus of control.....	346
Q03. Loneliness	346
Q04. Risk taking	348
Q05. Trust in others	348
Q06. (Changed to subject areas T01-T04).....	356
Q07. Importance placed on various life goals.....	348
Q08. Social, political, cultural orientation.....	348
Q09. Hostility.....	348
R. Background.....	348
R01. Age, sex, race, and marital status	348
R02. Family characteristics.....	350
R03. Living arrangements and household characteristics	350
S. Deviance and Victimization.	352
S01. Delinquent behaviors	352
S02. Driving violations and accidents	354
S03. Victimization experiences.....	354
T. Health	356
T01. Symptoms	356
T02. Habits	356
T03. Height and weight.....	356
T04. Medical treatment.....	356

The Question Index begins on the following page.



Item Ref. No.	Page Loc. in Vol.	ITEM DESCRIPTION (ABBREVIATED)	QUESTIONNAIRE LOCATION BY YEAR (FORM, SECTION, AND QUESTION NUMBER)											
			1976	1977	1978	1979	1980	1981	1982	1983	1984	1985	1986	1987

A01a: DRUGS. Number of uses in lifetime

00760	52	EVR SMK CIG,REG	1B001	1B001	1B001	1B001	1B001	1B001	1B001	1B001	1B001	1B001	1B001	1B001
00760	28	EVR SMK CIG,REGL	2B01	2B01	2B01	2B01	2B01	2B01	2B01	2B01	2B01	2B01	2B01	2B01
00760	28	EVR SMK CIG,REGL	3B01	3B01	3B01	3B01	3B01	3B01	3B01	3B01	3B01	3B01	3B01	3B01
00760	28	EVR SMK CIG,REGL	4B01	4B01	4B01	4B01	4B01	4B01	4B01	4B01	4B01	4B01	4B01	4B01
00760	28	EVR SMK CIG,REGL	5B01	5B01	5B01	5B01	5B01	5B01	5B01	5B01	5B01	5B01	5B01	5B01
00760	28	EVR SMK CIG,REGL												
00790	29	EVER DRINK	2B03	2B03	2B03	2B03	2B03	2B03	2B03	2B03	2B03	2B03	2B03	2B03
00790	29	EVER DRINK	3B03	3B03	3B03	3B03	3B03	3B03	3B03	3B03	3B03	3B03	3B03	3B03
00790	29	EVER DRINK	4B03	4B03	4B03	4B03	4B03	4B03	4B03	4B03	4B03	4B03	4B03	4B03
00790	29	EVER DRINK	5B03	5B03	5B03	5B03	5B03	5B03	5B03	5B03	5B03	5B03	5B03	5B03
00790	29	EVER DRINK												
00810	53	#X DRNK/LIFETIM	1B007A	1B007A	1B007A	1B007A	1B007A	1B007A	1B007A	1B007A	1B007A	1B007A	1B007A	1B007A
00810	29	#X DRNK/LIFETIME	2B04A	2B04A	2B04A	2B04A	2B04A	2B04A	2B04A	2B04A	2B04A	2B04A	2B04A	2B04A
00810	29	#X DRNK/LIFETIME	3B04A	3B04A	3B04A	3B04A	3B04A	3B04A	3B04A	3B04A	3B04A	3B04A	3B04A	3B04A
00810	29	#X DRNK/LIFETIME	4B04A	4B04A	4B04A	4B04A	4B04A	4B04A	4B04A	4B04A	4B04A	4B04A	4B04A	4B04A
00810	29	#X DRNK/LIFETIME	5B04A	5B04A	5B04A	5B04A	5B04A	5B04A	5B04A	5B04A	5B04A	5B04A	5B04A	5B04A
00860	31	#X MJ+HS/LIFETIME	2B07A	2B07A	2B07A	2B07A	2B07A	2B07A	2B07A	2B07A	2B07A	2B07A	2B07A	2B07A
00860	31	#X MJ+HS/LIFETIME	3B07A	3B07A	3B07A	3B07A	3B07A	3B07A	3B07A	3B07A	3B07A	3B07A	3B07A	3B07A
00860	31	#X MJ+HS/LIFETIME	4B07A	4B07A	4B07A	4B07A	4B07A	4B07A	4B07A	4B07A	4B07A	4B07A	4B07A	4B07A
00860	31	#X MJ+HS/LIFETIME	5B07A	5B07A	5B07A	5B07A	5B07A	5B07A	5B07A	5B07A	5B07A	5B07A	5B07A	5B07A
00860	31	#X MJ+HS/LIFETIME												
00890	63	#X LSD/LIFETIME	1B029A	1B029A	1B029A	1B029A	1B029A	1B029A	1B033A	1B033A	1B033A	1B033A	1B033A	1B033A
00890	31	#X LSD/LIFETIME	2B08A	2B08A	2B08A	2B08A	2B08A	2B08A	2B08A	2B08A	2B08A	2B08A	2B08A	2B08A
00890	31	#X LSD/LIFETIME	3B08A	3B08A	3B08A	3B08A	3B08A	3B08A	3B08A	3B08A	3B08A	3B08A	3B08A	3B08A
00890	31	#X LSD/LIFETIME	4B08A	4B08A	4B08A	4B08A	4B08A	4B08A	4B08A	4B08A	4B08A	4B08A	4B08A	4B08A
00890	31	#X LSD/LIFETIME	5B08A	5B08A	5B08A	5B08A	5B08A	5B08A	5B08A	5B08A	5B08A	5B08A	5B08A	5B08A
00920	66	#X PSYD/LIFETIM	1B038A	1B038A	1B038A	1B038A	1B038A	1B038A	1B042A	1B042A	1B042A	1B042A	1B042A	1B042A
00920	32	#X PSYD/LIFETIME	2B09A	2B09A	2B09A	2B09A	2B09A	2B09A	2B09A	2B09A	2B09A	2B09A	2B09A	2B09A
00920	32	#X PSYD/LIFETIME	3B09A	3B09A	3B09A	3B09A	3B09A	3B09A	3B09A	3B09A	3B09A	3B09A	3B09A	3B09A
00920	32	#X PSYD/LIFETIME	4B09A	4B09A	4B09A	4B09A	4B09A	4B09A	4B09A	4B09A	4B09A	4B09A	4B09A	4B09A
00920	32	#X PSYD/LIFETIME	5B09A	5B09A	5B09A	5B09A	5B09A	5B09A	5B09A	5B09A	5B09A	5B09A	5B09A	5B09A
00950		#X COKE/LIFETIME	1B076A	1B076A	1B076A	1B076A	1B076A	1B076A	1B083A	1B083A	1B083A	1B083A	1B083A	1B083A
00950	32	#X COKE/LIFETIME	2B10A	2B10A	2B10A	2B10A	2B10A	2B10A	2B10A	2B10A	2B10A	2B10A	2B10A	2B10A
00950		#X COKE/LIFETIME	3B10A	3B10A	3B10A	3B10A	3B10A	3B10A	3B10A	3B10A	3B10A	3B10A	3B10A	3B10A
00950		#X COKE/LIFETIME	4B10A	4B10A	4B10A	4B10A	4B10A	4B10A	4B10A	4B10A	4B10A	4B10A	4B10A	4B10A
00950	32	#X COKE/LIFETIME	5B10A	5B10A	5B10A	5B10A	5B10A	5B10A	5B10A	5B10A	5B10A	5B10A	5B10A	5B10A
00950		#X COKE/LIFETIME												
00980	69	#X AMPH/LIFETIM	1B043A	1B043A	1B043A	1B043A	1B043A	1B043A	1B050A*	1B050A	1B050A	1B050A	1B050A	1B050A
00980	34	#X AMPH/LIFETIME	2B11A	2B11A	2B11A	2B11A	2B11A	2B11A	2B11A*	2B11A	2B11A	2B11A	2B11A	2B11A
00980	34	#X AMPH/LIFETIME	3B11A	3B11A	3B11A	3B11A	3B11A	3B11A	3B11A	3B11A	3B11A	3B11A	3B11A	3B11A
00980	34	#X AMPH/LIFETIME	4B11A	4B11A	4B11A	4B11A	4B11A	4B11A	4B11A*	4B11A	4B11A	4B11A	4B11A	4B11A
00980	34	#X AMPH/LIFETIME	5B11A	5B11A	5B11A	5B11A	5B11A	5B11A	5B11A	5B11A	5B11A	5B11A	5B11A	5B11A
00980	34	#X AMPH/LIFETIME												
01010	36	#X QUAD/LIFETIM	1B053A	1B053A	1B053A	1B053A	1B053A	1B053A	1B060A	1B060A	1B060A	1B060A	1B060A	1B060A
01010		#X QUAD/LIFETIME	2B12A	2B12A	2B12A	2B12A	2B12A	2B12A	2B12A	2B12A	2B12A	2B12A	2B12A	2B12A
01010		#X QUAD/LIFETIME	3B12A	3B12A	3B12A	3B12A	3B12A	3B12A	3B12A	3B12A	3B12A	3B12A	3B12A	3B12A
01010		#X QUAD/LIFETIME	4B12A	4B12A	4B12A	4B12A	4B12A	4B12A	4B12A	4B12A	4B12A	4B12A	4B12A	4B12A
01010		#X QUAD/LIFETIME	5B12A	5B12A	5B12A	5B12A	5B12A	5B12A	5B12A	5B12A	5B12A	5B12A	5B12A	5B12A
01040	73	#X BRBT/LIFETIM	1B057A	1B057A	1B057A	1B057A	1B057A	1B057A	1B064A	1B064A	1B064A	1B064A	1B064A	1B064A
01040		#X BRBT/LIFETIME	2B13A	2B13A	2B13A	2B13A	2B13A	2B13A	2B13A	2B13A	2B13A	2B13A	2B13A	2B13A
01040		#X BRBT/LIFETIME	3B13A	3B13A	3B13A	3B13A	3B13A	3B13A	3B13A	3B13A	3B13A	3B13A	3B13A	3B13A
01040	36	#X BRBT/LIFETIME	4B13A	4B13A	4B13A	4B13A	4B13A	4B13A	4B13A	4B13A	4B13A	4B13A	4B13A	4B13A
01040		#X BRBT/LIFETIME	5B13A	5B13A	5B13A	5B13A	5B13A	5B13A	5B13A	5B13A	5B13A	5B13A	5B13A	5B13A
01040	36	#X SED/BARB/LIFE												
01040	36	#X SED/BARB/LIFE												
01070	74	#X TRQL/LIFETIM	1B067A	1B067A	1B067A	1B067A	1B067A	1B067A	1B074A	1B074A	1B074A	1B074A	1B074A	1B074A
01070	37	#X TRQL/LIFETIME	2B14A	2B14A	2B14A	2B14A	2B14A	2B14A	2B14A	2B14A	2B14A	2B14A	2B14A	2B14A
01070	37	#X TRQL/LIFETIME	3B14A	3B14A	3B14A	3B14A	3B14A	3B14A	3B14A	3B14A	3B14A	3B14A	3B14A	3B14A
01070	37	#X TRQL/LIFETIME	4B14A	4B14A	4B14A	4B14A	4B14A	4B14A	4B14A	4B14A	4B14A	4B14A	4B14A	4B14A
01070	37	#X TRQL/LIFETIME	5B14A	5B14A	5B14A	5B14A	5B14A	5B14A	5B14A	5B14A	5B14A	5B14A	5B14A	5B14A
01100	83	#X "H"/LIFETIME	1B085A	1B085A	1B085A	1B085A	1B085A	1B085A	1B092A	1B092A	1B092A	1B092A	1B092A	1B092A
01100		#X "H"/LIFETIME	2B15A	2B15A	2B15A	2B15A	2B15A	2B15A	2B15A	2B15A	2B15A	2B15A	2B15A	2B15A
01100	37	#X "H"/LIFETIME	3B15A	3B15A	3B15A	3B15A	3B15A	3B15A	3B15A	3B15A	3B15A	3B15A	3B15A	3B15A
01100		#X "H"/LIFETIME	4B15A	4B15A	4B15A	4B15A	4B15A	4B15A	4B15A	4B15A	4B15A	4B15A	4B15A	4B15A
01100		#X "H"/LIFETIME	5B15A	5B15A	5B15A	5B15A	5B15A	5B15A	5B15A	5B15A	5B15A	5B15A	5B15A	5B15A
01130	84	#X NARC/LIFETIM	1B095A	1B095A	1B095A	1B095A	1B095A	1B095A	1B094A	1B094A	1B094A	1B094A	1B094A	1B094A
01130	39	#X NARC/LIFETIME	2B16A	2B16A	2B16A	2B16A	2B16A	2B16A	2B16A	2B16A	2B16A	2B16A	2B16A	2B16A
01130		#X NARC/LIFETIME	3B16A	3B16A	3B16A	3B16A	3B16A	3B16A	3B16A	3B16A	3B16A	3B16A	3B16A	3B16A
01130	39	#X NARC/LIFETIME	4B16A	4B16A	4B16A	4B16A	4B16A	4B16A	4B16A	4B16A	4B16A	4B16A	4B16A	4B16A
01130	39	#X NARC/LIFETIME	5B16A	5B16A	5B16A	5B16A	5B16A	5B16A	5B16A	5B16A	5B16A	5B16A	5B16A	5B16A

*item text changed from previous year

QUESTION INDEX 1976-2004

265

Item Ref. No.	QUESTIONNAIRE LOCATION																
	BY YEAR																
	(FORM, SECTION, AND QUESTION NUMBER)																
	1988	1989	1990	1991	1992	1993	1994	1995	1996	1997	1998	1999	2000	2001	2002	2003	2004

A01a: DRUGS. Number of uses in lifetime

00760	1B001	1B001	1B001	1B001	1B001	1B001	1B001	1B001	1B001	1B001	1B001	1B001	1B001	1B001	1B001	1B001	1B001
00760	2B01	2B01	2B01	2B01	2B01	2B01	2B01	2B01	2B01	2B01	2B01	2B01	2B01	2B01	2B01	2B01	2B01
00760	3B01	3B01	3B01	3B01	3B01	3B01	3B01	3B01	3B01	3B01	3B01	3B01	3B01	3B01	3B01	3B01	3B01
00760	4B01	4B01	4B01	4B01	4B01	4B01	4B01	4B01	4B01	4B01	4B01	4B01	4B01	4B01	4B01	4B01	4B01
00760	5B01	5B01	5B01	5B01	5B01	5B01	5B01	5B01	5B01	5B01	5B01	5B01	5B01	5B01	5B01	5B01	5B01
00760		6B01	6B01	6B01	6B01	6B02A	6B02A	6B02A	6B02A	6B02A	6B01	6B01	6B01	6B01	6B01	6B01	6B01
00790	2B03*	2B03	2B03	2B03	2B03	2B03	2B03*	2B03	2B03	2B03	2B03	2B03	2B03	2B03	2B03	2B03	2B03*
00790	3B03*	3B03	3B03	3B03	3B03	3B03	3B03	3B03	3B03	3B03	3B03	3B03	3B03	3B03	3B03	3B03	3B03
00790	4B03*	4B03	4B03	4B03	4B03	4B03	4B03*	4B03	4B03	4B03	4B03	4B03	4B03	4B03	4B03	4B03	4B03*
00790	5B03*	5B03	5B03	5B03	5B03	5B03	5B03*	5B03	5B03	5B03	5B03	5B03	5B03	5B03	5B03	5B03	5B03
00790		6B03	6B03	6B03	6B03	6B03	6B03*	6B03	6B03	6B03	6B21	6B21	6B21	6B21	6B21	6B21	6B21*
00810	1B007A	1B007A	1B007A	1B007A	1B007A	1B007A	1B007A	1B007A	1B007A	1B007A	1B007A	1B007A	1B007A	1B007A	1B007A	1B007A	1B007A
00810	2B04A	2B04A	2B04A	2B04A	2B04A	2B04A	2B04A	2B04A	2B04A	2B04A	2B04A	2B04A	2B04A	2B04A	2B04A	2B04A	2B04A
00810	3B04A	3B04A	3B04A	3B04A	3B04A	3B04A	3B04A	3B04A	3B04A	3B04A	3B04A	3B04A	3B04A	3B04A	3B04A	3B04A	3B04A
00810	4B04A	4B04A	4B04A	4B04A	4B04A	4B04A	4B04A	4B04A	4B04A	4B04A	4B04A	4B04A	4B04A	4B04A	4B04A	4B04A	4B04A
00810	5B04A	5B04A	5B04A	5B04A	5B04A	5B04A	5B04A*	5B04A	5B04A	5B04A	5B04A	5B04A	5B04A	5B04A	5B04A	5B04A	5B04A
00810		6B04A	6B04A	6B04A	6B04A	6B04A	6B04A*	6B04A	6B04A	6B04A	6B22A	6B22A	6B22A	6B22A	6B22A	6B22A	6B22A
00860	2B07A	2B07A	2B07A	2B07A	2B07A	2B07A	2B07A	2B07A	2B07A	2B07A	2B07A	2B07A	2B07A	2B07A	2B07A	2B07A	2B07A
00860	3B07A	3B07A	3B07A	3B07A	3B07A	3B07A	3B07A	3B07A	3B07A	3B07A	3B07A	3B07A	3B07A	3B07A	3B07A	3B07A	3B07A
00860	4B07A	4B07A	4B07A	4B07A	4B07A	4B07A	4B07A	4B07A	4B07A	4B07A	4B07A	4B07A	4B07A	4B07A	4B07A	4B07A	4B07A
00860	5B07A	5B07A	5B07A	5B07A	5B07A	5B07A	5B07A	5B07A	5B07A	5B07A	5B07A	5B07A	5B07A	5B07A	5B07A	5B07A	5B07A
00860		6B07A	6B07A	6B07A	6B07A	6B07A	6B07A	6B07A	6B07A	6B07A	6B25A	6B25A	6B25A	6B25A	6B25A	6B25A	6B25A
00890	1B033A	1B033A	1B033A	1B033A	1B033A	1B033A	1B033A	1B033A	1B033A	1B033A	1B033A	1B033A	1B033A	1B033A	1B033A	1B033A	1B033A
00890	2B08A	2B08A	2B08A	2B08A	2B08A	2B08A	2B08A	2B08A	2B08A	2B08A	2B08A	2B08A	2B08A	2B08A	2B08A	2B08A	2B08A
00890	3B08A	3B08A	3B08A	3B08A	3B08A	3B08A	3B08A	3B08A	3B08A	3B08A	3B08A	3B08A	3B08A	3B08A	3B08A	3B08A	3B08A
00890	4B08A	4B08A	4B08A	4B08A	4B08A	4B08A	4B08A	4B08A	4B08A	4B08A	4B08A	4B08A	4B08A	4B08A	4B08A	4B08A	4B08A
00890	5B08A	5B08A	5B08A	5B08A	5B08A	5B08A	5B08A	5B08A	5B08A	5B08A	5B08A	5B08A	5B08A	5B08A	5B08A	5B08A	5B08A
00890		6B08A	6B08A	6B08A	6B08A	6B08A	6B08A	6B08A	6B08A	6B08A	6B26A	6B26A	6B26A	6B26A	6B26A	6B26A	6B26A
00920	1B042A	1B042A	1B042A	1B042A	1B042A	1B042A	1B042A	1B042A	1B042A	1B042A	1B042A	1B042A	1B042A	1B042A	1B042A*	1B042A	1B042A
00920	2B09A	2B09A	2B09A	2B09A	2B09A	2B09A	2B09A	2B09A	2B09A	2B09A	2B09A	2B09A	2B09A	2B09A	2B09A*	2B09A	2B09A
00920	3B09A	3B09A	3B09A	3B09A	3B09A	3B09A	3B09A	3B09A	3B09A	3B09A	3B09A	3B09A	3B09A	3B09A	3B09A*	3B09A	3B09A
00920	4B09A	4B09A	4B09A	4B09A	4B09A	4B09A	4B09A	4B09A	4B09A	4B09A	4B09A	4B09A	4B09A	4B09A	4B09A*	4B09A	4B09A
00920	5B09A	5B09A	5B09A	5B09A	5B09A	5B09A	5B09A	5B09A	5B09A	5B09A	5B09A	5B09A	5B09A	5B09A	5B09A*	5B09A	5B09A
00920		6B09A	6B09A	6B09A	6B09A	6B09A	6B09A	6B09A	6B09A	6B09A	6B27A	6B27A	6B27A	6B27A	6B27A*	6B27A	6B27A
00950	2B10A	2B10A	2B10A	2B10A	2B10A	2B10A	2B10A	2B10A	2B10A	2B10A	2B10A	2B10A	2B10A	2B10A	2B10A	2B10A	2B10A
00950	3B10A	3B10A															
00950	4B10A	4B10A															
00950	5B10A	5B10A	5B10A	5B10A	5B10A	5B10A	5B10A	5B10A	5B10A	5B10A	5B10A	5B10A	5B10A	5B10A	5B10A	5B10A	5B10A
00950		6B10A															
00980	1B050A	1B050A	1B050A	1B050A	1B050A	1B050A	1B050A	1B050A	1B050A	1B050A	1B050A	1B050A	1B050A	1B050A	1B050A	1B050A	1B050A
00980	2B11A	2B11A	2B11A	2B11A	2B11A	2B11A	2B11A	2B11A	2B11A	2B11A	2B11A	2B11A	2B11A	2B11A	2B11A	2B11A	2B11A
00980	3B11A	3B11A	3B10A	3B10A	3B10A	3B10A	3B10A	3B10A	3B10A	3B10A	3B10A	3B10A	3B10A	3B10A	3B10A	3B10A	3B10A
00980	4B11A	4B11A	4B10A	4B10A	4B10A	4B10A	4B10A	4B10A	4B10A	4B10A	4B10A	4B10A	4B10A	4B10A	4B10A	4B10A	4B10A
00980	5B11A	5B11A	5B11A	5B11A	5B11A	5B11A	5B11A	5B11A	5B11A	5B11A	5B11A	5B11A	5B11A	5B11A	5B11A	5B11A	5B11A
00980		6B11A	6B10A	6B10A	6B10A	6B10A	6B10A	6B10A	6B10A	6B10A	6B28A	6B28A	6B28A	6B28A	6B28A	6B28A	6B28A
01010	1B060A	1B060A	1B060A	1B060A	1B060A	1B060A	1B060A	1B060A	1B060A	1B060A	1B060A	1B060A	1B060A	1B060A	1B060A	1B060A	1B060A
01010	2B12A	2B12A															
01010	3B12A	3B12A															
01010	4B12A	4B12A															
01010	5B12A	5B12A															
01010		6B12A															
01040	1B064A	1B064A	1B062A	1B062A	1B062A	1B062A	1B062A	1B062A	1B062A	1B062A	1B062A	1B062A	1B062A	1B062A	1B062A	1B062A	1B062A
01040	2B13A	2B13A	2B13A	2B13A	2B13A	2B13A	2B13A	2B13A	2B13A	2B13A	2B13A	2B13A	2B13A	2B13A	2B13A	2B13A	2B13A
01040	3B13A	3B13A	3B13A	3B13A	3B13A	3B13A	3B13A	3B13A	3B13A	3B13A	3B13A	3B13A	3B13A	3B13A	3B13A	3B13A	3B13A
01040	4B13A	4B13A	4B13A	4B13A	4B13A	4B13A	4B13A	4B13A	4B13A	4B13A	4B13A	4B13A	4B13A	4B13A	4B13A	4B13A	4B13A
01040	5B13A	5B13A	5B13A	5B13A	5B13A	5B13A	5B13A	5B13A	5B13A	5B13A	5B13A	5B13A	5B13A	5B13A	5B13A	5B13A	5B13A
01040		6B13A	6B13A	6B13A	6B13A	6B13A	6B13A	6B13A	6B13A	6B13A	6B31A	6B31A	6B31A	6B31A	6B31A	6B31A	6B31A
01042																	2B13A
01042																	4B13A
01042																	6B31A
01070	1B074A	1B074A	1B065A	1B065A	1B065A	1B065A	1B065A	1B065A	1B065A	1B065A	1B065A	1B065A	1B065A	1B065A	1B065A*	1B065A	1B065A
01070	2B14A	2B14A	2B14A	2B14A	2B14A	2B14A	2B14A	2B14A	2B14A	2B14A	2B14A	2B14A	2B14A	2B14A	2B14A*	2B14A	2B14A
01070	3B14A	3B14A	3B14A	3B14A	3B14A	3B14A	3B14A	3B14A	3B14A	3B14A	3B14A	3B14A	3B14A	3B14A	3B14A*	3B14A	3B14A
01070	4B14A	4B14A	4B14A	4B14A	4B14A	4B14A	4B14A	4B14A	4B14A	4B14A	4B14A	4B14A	4				



Item Ref. No.	Page Loc. in Vol.	ITEM DESCRIPTION (ABBREVIATED)	QUESTIONNAIRE LOCATION BY YEAR (FORM, SECTION, AND QUESTION NUMBER)											
			1976	1977	1978	1979	1980	1981	1982	1983	1984	1985	1986	1987

A01a: DRUGS. Number of uses in lifetime (continued)

01130	39	#X NARC/LIFETIME												
01160	40	#X INHL/LIFETIME	2B17A	2B17A	2B17A	2B17A	2B17A	2B17A	2B17A	2B17A	2B17A	2B17A	2B17A	2B17A
01160	40	#X INHL/LIFETIME	3B17A	3B17A	3B17A	3B17A	3B17A	3B17A	3B17A	3B17A	3B17A	3B17A	3B17A	3B17A
01160		#X INHL/LIFETIME	4B17A	4B17A	4B17A	4B17A	4B17A	4B17A	4B17A	4B17A	4B17A	4B17A	4B17A	4B17A
01160	40	#X INHL/LIFETIME	5B17A	5B17A	5B17A	5B17A	5B17A	5B17A	5B17A	5B17A	5B17A	5B17A	5B17A	5B17A
01160		#X INHL/LIFETIME												
01181	124	#X PCP/LIFETIME				2E02A	2E02A	2E02A	2E02A	2E02A	2E02A	2E02A	2E02A	2E04A*
01184	125	#X PPRS/LIFETIME				2E03A	2E03A	2E03A	2E03A	2E03A	2E03A	2E03A	2E03A	2E05A*
02040	58	#X HASH/LIFETIM	1B018A	1B018A	1B018A	1B018A	1B018A	1B018A	1B018A	1B018A	1B018A	1B018A	1B018A	1B018A
02070	58	#X MARJ/LIFETIM	1B019A	1B019A	1B019A	1B019A	1B019A	1B019A	1B019A	1B019A	1B019A	1B019A	1B019A	1B019A
11000	182	#X BEER/LIFETIME	4D04A	4D04A	4D04A	4D04A	4D04A	4D04A	4D11A	4D11A	4D11A	4D11A	4D11A	4D11A
11040	183	#X WINE/LIFETIME	4D06A	4D06A	4D06A	4D06A	4D06A	4D06A	4D13A	4D13A	4D13A	4D13A	4D13A	4D13A
11080	184	#X LIQR/LIFETIME	4D08A	4D08A	4D08A	4D08A	4D08A	4D08A	4D15A	4D15A	4D15A	4D15A	4D15A	4D15A
21180	62	MJ/HSH EVR DLY							1B028	1B028	1B028	1B028	1B028	1B028
21200	62	RECENT DAILY MJ							1B030	1B030	1B030	1B030	1B030	1B030
21210	62	#X DAILY MJ/LFT							1B031	1B031	1B031	1B031	1B031	1B031
21220	67	#X DIETPILL/LFT							1B046A	1B046A	1B046A	1B046A	1B046A	1B046A
21250	67	#X STA-AWAK/LFT							1B047A	1B047A	1B047A	1B047A	1B047A	1B047A
21280	68	#X LOOKALIK/LFT							1B048A	1B048A	1B048A	1B048A	1B048A	1B048A
22230		EVR USE SMOKLESS											3E01A	3E01A
22230	239	EVR USE SMOKLESS												
22250	78	EVR TK CRACK/FB												1B083
22260	79	#X CRACK/LIFTIM												1B084A
22260	33	#X CRACK/LIFTIM												2E03A
22260	33	#X CRACK/LIFTIM												
22260	33	#X CRACK/LIFTIM												
22320	79	#XOTH COKE/LIFE												1B085A
22320	33	#XOTH COKE/LIFE												
22320	33	#XOTH COKE/LIFE												
22620	182	#X WIN COOL/LIFE												
22660	41	#X MDMA/LIFETIME												
22660	41	#X MDMA/LIFETIME												
22690	40	#X STRD/LIFETIME												
22690	40	#X STRD/LIFETIME												
24380	35	#X ICE/LIFETIME												
24380	35	#X ICE/LIFETIME												
25020	29	#XDRUNK/LIFETIM												
25020	29	#XDRUNK/LIFETIME												
25050	246	#X INJECT/LIFE												
29630	38	#X H LIF USE NDL												
29630	38	#X H LIF USE NDL												
29630	38	#X H LIF USE NDL												
29660	38	#X H LIF W/O NDL												
29660	38	#X H LIF W/O NDL												
29660	38	#X H LIF W/O NDL												
29770		#X ROHYPNOL/LIFE												
30800	34	#X METHAMPH/LIFE												
30800	34	#X METHAMPH/LIFE												
31360	216	#X FLVRDALC/LIFE												

A01b: DRUGS. Number of uses in last 12 months

00820	54	#X DRNK/LAST12M	1B007B	1B007B	1B007B	1B007B	1B007B	1B007B	1B007B	1B007B	1B007B	1B007B	1B007B	1B007B
00820	29	#X DRNK/LAST12MO	2B04B	2B04B	2B04B	2B04B	2B04B	2B04B	2B04B	2B04B	2B04B	2B04B	2B04B	2B04B
00820	29	#X DRNK/LAST12MO	3B04B	3B04B	3B04B	3B04B	3B04B	3B04B	3B04B	3B04B	3B04B	3B04B	3B04B	3B04B
00820	29	#X DRNK/LAST12MO	4B04B	4B04B	4B04B	4B04B	4B04B	4B04B	4B04B	4B04B	4B04B	4B04B	4B04B	4B04B
00820	29	#X DRNK/LAST12MO	5B04B	5B04B	5B04B	5B04B	5B04B	5B04B	5B04B	5B04B	5B04B	5B04B	5B04B	5B04B
00820	29	#X DRNK/LAST12MO												
00870	31	#XMJ+HS/LAST12MO	2B07B	2B07B	2B07B	2B07B	2B07B	2B07B	2B07B	2B07B	2B07B	2B07B	2B07B	2B07B
00870	31	#XMJ+HS/LAST12MO	3B07B	3B07B	3B07B	3B07B	3B07B	3B07B	3B07B	3B07B	3B07B	3B07B	3B07B	3B07B
00870	31	#XMJ+HS/LAST12MO	4B07B	4B07B	4B07B	4B07B	4B07B	4B07B	4B07B	4B07B	4B07B	4B07B	4B07B	4B07B
00870	31	#XMJ+HS/LAST12MO	5B07B	5B07B	5B07B	5B07B	5B07B	5B07B	5B07B	5B07B	5B07B	5B07B	5B07B	5B07B
00870	31	#XMJ+HS/LAST12MO												
00900	63	#X LSD/LAST 12M	1B029B	1B029B	1B029B	1B029B	1B029B	1B029B	1B033B	1B033B	1B033B	1B033B	1B033B	1B033B
00900	31	#X LSD/LAST 12MO	2B08B	2B08B	2B08B	2B08B	2B08B	2B08B	2B08B	2B08B	2B08B	2B08B	2B08B	2B08B
00900	31	#X LSD/LAST 12MO	3B08B	3B08B	3B08B	3B08B	3B08B	3B08B	3B08B	3B08B	3B08B	3B08B	3B08B	3B08B
00900	31	#X LSD/LAST 12MO	4B08B	4B08B	4B08B	4B08B	4B08B	4B08B	4B08B	4B08B	4B08B	4B08B	4B08B	4B08B
00900	31	#X LSD/LAST 12MO	5B08B	5B08B	5B08B	5B08B	5B08B	5B08B	5B08B	5B08B	5B08B	5B08B	5B08B	5B08B
00900	31	#X LSD/LAST 12MO												
00930	66	#X PSYD/LAST12M	1B038B	1B038B	1B038B	1B038B	1B038B	1B038B	1B042B	1B042B	1B042B	1B042B	1B042B	1B042B
00930	32	#X PSYD/LAST12MO	2B09B	2B09B	2B09B	2B09B	2B09B	2B09B	2B09B	2B09B	2B09B	2B09B	2B09B	2B09B
00930	32	#X PSYD/LAST12MO	3B09B	3B09B	3B09B	3B09B	3B09B	3B09B	3B09B	3B09B	3B09B	3B09B	3B09B	3B09B
00930	32	#X PSYD/LAST12MO	4B09B	4B09B	4B09B	4B09B	4B09B	4B09B	4B09B	4B09B	4B09B	4B09B	4B09B	4B09B
00930	32	#X PSYD/LAST12MO	5B09B	5B09B	5B09B	5B09B	5B09B	5B09B	5B09B	5B09B	5B09B	5B09B	5B09B	5B09B
00930	32	#X PSYD/LAST12MO												
00960		#X COKE/LAST12MO	1B076B	1B076B	1B076B	1B076B	1B076B	1B076B	1B083B	1B083B	1B083B	1B083B	1B083B	

* = item text changed from previous year

267

A01a: DRUGS. Number of uses in lifetime (continued)

A01b: DRUGS. Number of uses in last 12 months

*=item text changed from previous year



Item Ref. No.	Page Loc. in Vol.	ITEM DESCRIPTION (ABBREVIATED)	QUESTIONNAIRE LOCATION BY YEAR (FORM, SECTION, AND QUESTION NUMBER)											
			1976	1977	1978	1979	1980	1981	1982	1983	1984	1985	1986	1987

A01b: DRUGS. Number of uses in last 12 months (continued)

00960	32	#X COKE/LAST12MO	2B10B	2B10B	2B10B	2B10B	2B10B	2B10B	2B10B	2B10B	2B10B	2B10B	2B10B	2B10B
00960		#X COKE/LAST12MO	3B10B	3B10B	3B10B	3B10B	3B10B	3B10B	3B10B	3B10B	3B10B	3B10B	3B10B	3B10B
00960		#X COKE/LAST12MO	4B10B	4B10B	4B10B	4B10B	4B10B	4B10B	4B10B	4B10B	4B10B	4B10B	4B10B	4B10B
00960	32	#X COKE/LAST12MO	5B10B	5B10B	5B10B	5B10B	5B10B	5B10B	5B10B	5B10B	5B10B	5B10B	5B10B	5B10B
00960		#X COKE/LAST12MO												
00990	69	#X AMPH/LAST12M	1B043B	1B043B	1B043B	1B043B	1B043B	1B043B	1B050B*	1B050B	1B050B	1B050B	1B050B	1B050B
00990	34	#X AMPH/LAST12MO	2B11B	2B11B	2B11B	2B11B	2B11B	2B11B	2B11B*	2B11B	2B11B	2B11B	2B11B	2B11B
00990	34	#X AMPH/LAST12MO	3B11B	3B11B	3B11B	3B11B	3B11B	3B11B	3B11B	3B11B	3B11B*	3B11B	3B11B	3B11B
00990	34	#X AMPH/LAST12MO	4B11B	4B11B	4B11B	4B11B	4B11B	4B11B	4B11B*	4B11B	4B11B	4B11B	4B11B	4B11B
00990	34	#X AMPH/LAST12MO	5B11B	5B11B	5B11B	5B11B	5B11B	5B11B	5B11B	5B11B	5B11B*	5B11B	5B11B	5B11B
00990	34	#X AMPH/LAST12MO												
01020	36	#X QUAD/LAST12M	1B053B	1B053B	1B053B	1B053B	1B053B	1B053B	1B060B	1B060B	1B060B	1B060B	1B060B	1B060B
01020		#X QUAD/LAST12MO	2B12B	2B12B	2B12B	2B12B	2B12B	2B12B	2B12B	2B12B	2B12B	2B12B	2B12B	2B12B
01020		#X QUAD/LAST12MO	3B12B	3B12B	3B12B	3B12B	3B12B	3B12B	3B12B	3B12B	3B12B	3B12B	3B12B	3B12B
01020		#X QUAD/LAST12MO	4B12B	4B12B	4B12B	4B12B	4B12B	4B12B	4B12B	4B12B	4B12B	4B12B	4B12B	4B12B
01020		#X QUAD/LAST12MO	5B12B	5B12B	5B12B	5B12B	5B12B	5B12B	5B12B	5B12B	5B12B	5B12B	5B12B	5B12B
01020		#X QUAD/LAST12MO												
01050	74	#X BRBT/LAST12M	1B057B	1B057B	1B057B	1B057B	1B057B	1B057B	1B064B	1B064B	1B064B	1B064B	1B064B	1B064B
01050		#X BRBT/LAST12MO	2B13B	2B13B	2B13B	2B13B	2B13B	2B13B	2B13B	2B13B	2B13B	2B13B	2B13B	2B13B
01050	36	#X BRBT/LAST12MO	3B13B	3B13B	3B13B	3B13B	3B13B	3B13B	3B13B	3B13B	3B13B	3B13B	3B13B	3B13B
01050		#X BRBT/LAST12MO	4B13B	4B13B	4B13B	4B13B	4B13B	4B13B	4B13B	4B13B	4B13B	4B13B	4B13B	4B13B
01050	36	#X BRBT/LAST12MO	5B13B	5B13B	5B13B	5B13B	5B13B	5B13B	5B13B	5B13B	5B13B	5B13B	5B13B	5B13B
01050		#X SED/BRBT/12MO												
01052	36	#X SED/BRBT/12MO												
01052	36	#X SED/BRBT/12MO												
01080	75	#X TRQL/LAST12M	1B067B	1B067B	1B067B	1B067B	1B067B	1B067B	1B074B	1B074B	1B074B	1B074B	1B074B	1B074B
01080	37	#X TRQL/LAST12MO	2B14B	2B14B	2B14B	2B14B	2B14B	2B14B	2B14B	2B14B	2B14B	2B14B	2B14B	2B14B
01080	37	#X TRQL/LAST12MO	3B14B	3B14B	3B14B	3B14B	3B14B	3B14B	3B14B	3B14B	3B14B	3B14B	3B14B	3B14B
01080	37	#X TRQL/LAST12MO	4B14B	4B14B	4B14B	4B14B	4B14B	4B14B	4B14B	4B14B	4B14B	4B14B	4B14B	4B14B
01080		#X TRQL/LAST12MO	5B14B	5B14B	5B14B	5B14B	5B14B	5B14B	5B14B	5B14B	5B14B	5B14B	5B14B	5B14B
01080	37	#X TRQL/LAST12MO												
01110	83	#X "H"/LAST 12MO	1B085B	1B085B	1B085B	1B085B	1B085B	1B085B	1B092B	1B092B	1B092B	1B092B	1B092B	1B092B
01110		#X "H"/LAST 12MO	2B15B	2B15B	2B15B	2B15B	2B15B	2B15B	2B15B	2B15B	2B15B	2B15B	2B15B	2B15B
01110	38	#X "H"/LAST 12MO	3B15B	3B15B	3B15B	3B15B	3B15B	3B15B	3B15B	3B15B	3B15B	3B15B	3B15B	3B15B
01110		#X "H"/LAST 12MO	4B15B	4B15B	4B15B	4B15B	4B15B	4B15B	4B15B	4B15B	4B15B	4B15B	4B15B	4B15B
01110		#X "H"/LAST 12MO	5B15B	5B15B	5B15B	5B15B	5B15B	5B15B	5B15B	5B15B	5B15B	5B15B	5B15B	5B15B
01110		#X "H"/LAST 12MO												
01140	84	#X NARC/LAST12M	1B095B	1B095B	1B095B	1B095B	1B095B	1B095B	1B094B	1B094B	1B094B	1B094B	1B094B	1B094B
01140	39	#X NARC/LAST12MO	2B16B	2B16B	2B16B	2B16B	2B16B	2B16B	2B16B	2B16B	2B16B	2B16B	2B16B	2B16B
01140	39	#X NARC/LAST12MO	3B16B	3B16B	3B16B	3B16B	3B16B	3B16B	3B16B	3B16B	3B16B	3B16B	3B16B	3B16B
01140	39	#X NARC/LAST12MO	4B16B	4B16B	4B16B	4B16B	4B16B	4B16B	4B16B	4B16B	4B16B	4B16B	4B16B	4B16B
01140	39	#X NARC/LAST12MO	5B16B	5B16B	5B16B	5B16B	5B16B	5B16B	5B16B	5B16B	5B16B	5B16B	5B16B	5B16B
01140	39	#X NARC/LAST12MO												
01170	40	#X INHL/LAST12MO	2B17B	2B17B	2B17B	2B17B	2B17B	2B17B	2B17B	2B17B	2B17B	2B17B	2B17B	2B17B
01170		#X INHL/LAST12MO	3B17B	3B17B	3B17B	3B17B	3B17B	3B17B	3B17B	3B17B	3B17B	3B17B	3B17B	3B17B
01170		#X INHL/LAST12MO	4B17B	4B17B	4B17B	4B17B	4B17B	4B17B	4B17B	4B17B	4B17B	4B17B	4B17B	4B17B
01170	40	#X INHL/LAST12MO	5B17B	5B17B	5B17B	5B17B	5B17B	5B17B	5B17B	5B17B	5B17B	5B17B	5B17B	5B17B
01170		#X INHL/LAST12MO												
01182	125	#X PCP/LAST12MO				2E02B	2E02B	2E02B	2E02B	2E02B	2E02B	2E02B	2E02B	2E04B*
01185	125	#X PPRS/LAST12MO				2E03B	2E03B	2E03B	2E03B	2E03B	2E03B	2E03B	2E03B	2E05B*
02050	58	#X HASH/LAST12M	1B018B	1B018B	1B018B	1B018B	1B018B	1B018B	1B018B	1B018B	1B018B	1B018B	1B018B	1B018B
02080	59	#X MARJ/LAST12M	1B019B	1B019B	1B019B	1B019B	1B019B	1B019B	1B019B	1B019B	1B019B	1B019B	1B019B	1B019B
08520		12MO,#OCC PAINRF	3A27A	3A27A	3A27A	3A27A	3A27A	3A27A	3A27A	3A27A	3A27A	3A27A	3A27A	3A27A
08530		12MO,#OCC SLP PL	3A27B	3A27B	3A27B	3A27B	3A27B	3A27B	3A27B	3A27B	3A27B	3A27B	3A27B	3A27B
08540		12MO,#OCC AWK PL	3A27C	3A27C	3A27C	3A27C	3A27C	3A27C	3A27C	3A27C	3A27C	3A27C	3A27C	3A27C
08550		12MO,#OCC CALM P	3A27D	3A27D	3A27D	3A27D	3A27D	3A27D	3A27D	3A27D	3A27D	3A27D	3A27D	3A27D
11010	182	#X BEER/LAST12MO	4D04B	4D04B	4D04B	4D04B	4D04B	4D04B	4D11B	4D11B	4D11B	4D11B	4D11B	4D11B
11050	183	#X WINE/LAST12MO	4D06B	4D06B	4D06B	4D06B	4D06B	4D06B	4D13B	4D13B	4D13B	4D13B	4D13B	4D13B
11090	184	#X LIQR/LAST12MO	4D08B	4D08B	4D08B	4D08B	4D08B	4D08B	4D15B	4D15B	4D15B	4D15B	4D15B	4D15B
21230	67	#X DIETPILL/12M							1B046B	1B046B	1B046B	1B046B	1B046B	1B046B
21260	67	#X STA-AWAK/12M							1B047B	1B047B	1B047B	1B047B	1B047B	1B047B
21290	68	#X LOOKALIK/12M							1B048B	1B048B	1B048B	1B048B	1B048B	1B048B
22270	79	#X CRACK/LST12M												1B084B
22270	33	#X CRACK/LAST12M												2E03B
22270	33	#X CRACK/LAST12M												
22270	33	#X CRACK/LAST12M												
22270	33	#X CRACK/LAST12M												
22330	79	#XOTH COKE/12MO												1B085B
22330	33	#XOTH COKE/12MO												
22330	33	#XOTH COKE/12MO												
22330	33	#XOTH COKE/12MO												
22630	183	#X WIN COOL/12MO												
22670	41	#X MDMA/LAST12MO												
22670	41	#X MDMA/LAST12MO												
22700	40	#X STRD/LAST12MO												
22700	40	#X STRD/LAST12MO												

*item text changed from previous year

269

[illegible]

A01b: DRUGS. Number of uses in last 12 months (continued)

[illegible]

*=item text changed from previous year



Item Ref. No.	Page Loc. in Vol.	ITEM DESCRIPTION (ABBREVIATED)	QUESTIONNAIRE LOCATION BY YEAR (FORM, SECTION, AND QUESTION NUMBER)											
			1976	1977	1978	1979	1980	1981	1982	1983	1984	1985	1986	1987

A01b: DRUGS. Number of uses in last 12 months (continued)

24390	35	#X ICE/LAST12MO												
24390	35	#X ICE/LAST12MO												
25030	30	#XDRUNK/LAST12M												
25030	30	#XDRUNK/LAST12MO												
25060	246	#X INJECT/LST12M												
29640	38	#X H 12M USE NDL												
29640	38	#X H 12M USE NDL												
29640	38	#X H 12MO USE ND												
29670	39	#X H 12M W/O NDL												
29670	39	#X H 12M W/O NDL												
29670	39	#X H 12M W/O NDL												
29780	151	#X ROHYPNOL/12MO												
29785	253	#X ROHYPNL/12MO												
29785	253	#X ROHYPNL/12MO												
30810	35	#X METHAMPH/12MO												
30810	35	#X METHAMPH/12MO												
31050	251	#X GHB/LAST12MO												
31050	251	#X GHB/LAST12MO												
31050	251	#X GHB/LAST12MO												
31060	150	#X KETAMINE/12M												
31060	217	#X KETAMINE/12M												
31060	251	#X KETAMINE/12M												
31070	217	#X SMK BIDI/12M												
31070	217	#X SMK BIDI/12M												
31070	252	#X SMK BIDI/12M												
31150	217	#X SMK KRETK/12M												
31150	252	#X SMK KRETK/12M												
31160	151	#X ANDRO/12MO												
31160	252	#X ANDRO/12MO												
31170	151	#X CREATINE/12MO												
31170	252	#X CREATINE/12MO												
31180	151	#X RITALIN/12MO												
31180	252	#X RITALIN/12MO												
31310	217	#X OXYCONTN/12MO												
31310	252	#X OXYCONTN/12MO												
31320	218	#X VICODIN/12MO												
31320	253	#X VICODIN/12MO												
31350	253	#X ALCOPOPS/12MO												
31370	216	#X FLVRDALC/12MO												

A01c: DRUGS. Number of uses in last 30 days

00780	52	#CIGS SMKD/30DA	1B003	1B003	1B003	1B003	1B003	1B003	1B003	1B003	1B003	1B003	1B003	1B002
00780	28	#CIGS SMKD/30DAY	2B02	2B02	2B02	2B02	2B02	2B02	2B02	2B02	2B02	2B02	2B02	2B02
00780	28	#CIGS SMKD/30DAY	3B02	3B02	3B02	3B02	3B02	3B02	3B02	3B02	3B02	3B02	3B02	3B02
00780	28	#CIGS SMKD/30DAY	4B02	4B02	4B02	4B02	4B02	4B02	4B02	4B02	4B02	4B02	4B02	4B02
00780	28	#CIGS SMKD/30DAY	5B02	5B02	5B02	5B02	5B02	5B02	5B02	5B02	5B02	5B02	5B02	5B02
00780	28	#CIGS SMKD/30DAY	1B007C	1B007C	1B007C	1B007C	1B007C	1B007C	1B007C	1B007C	1B007C	1B007C	1B007C	1B007C
00830	54	#X DRNK/LAST30D	2B04C	2B04C	2B04C	2B04C	2B04C	2B04C	2B04C	2B04C	2B04C	2B04C	2B04C	2B04C
00830	29	#X DRNK/LAST30DA	3B04C	3B04C	3B04C	3B04C	3B04C	3B04C	3B04C	3B04C	3B04C	3B04C	3B04C	3B04C
00830	29	#X DRNK/LAST30DA	4B04C	4B04C	4B04C	4B04C	4B04C	4B04C	4B04C	4B04C	4B04C	4B04C	4B04C	4B04C
00830	29	#X DRNK/LAST30DA	5B04C	5B04C	5B04C	5B04C	5B04C	5B04C	5B04C	5B04C	5B04C	5B04C	5B04C	5B04C
00830	29	#X DRNK/LAST30DA	1B007C	1B007C	1B007C	1B007C	1B007C	1B007C	1B007C	1B007C	1B007C	1B007C	1B007C	1B007C
00880	31	#XMJ+HS/LAST30DA	2B07C	2B07C	2B07C	2B07C	2B07C	2B07C	2B07C	2B07C	2B07C	2B07C	2B07C	2B07C
00880	31	#XMJ+HS/LAST30DA	3B07C	3B07C	3B07C	3B07C	3B07C	3B07C	3B07C	3B07C	3B07C	3B07C	3B07C	3B07C
00880	31	#XMJ+HS/LAST30DA	4B07C	4B07C	4B07C	4B07C	4B07C	4B07C	4B07C	4B07C	4B07C	4B07C	4B07C	4B07C
00880	31	#XMJ+HS/LAST30DA	5B07C	5B07C	5B07C	5B07C	5B07C	5B07C	5B07C	5B07C	5B07C	5B07C	5B07C	5B07C
00880	31	#XMJ+HS/LAST30DA	1B029C	1B029C	1B029C	1B029C	1B029C	1B029C	1B029C	1B029C	1B029C	1B029C	1B029C	1B029C
00910	63	#X LSD/LAST 30D	2B08C	2B08C	2B08C	2B08C	2B08C	2B08C	2B08C	2B08C	2B08C	2B08C	2B08C	2B08C
00910	31	#X LSD/LAST 30DA	3B08C	3B08C	3B08C	3B08C	3B08C	3B08C	3B08C	3B08C	3B08C	3B08C	3B08C	3B08C
00910	31	#X LSD/LAST 30DA	4B08C	4B08C	4B08C	4B08C	4B08C	4B08C	4B08C	4B08C	4B08C	4B08C	4B08C	4B08C
00910	31	#X LSD/LAST 30DA	5B08C	5B08C	5B08C	5B08C	5B08C	5B08C	5B08C	5B08C	5B08C	5B08C	5B08C	5B08C
00910	31	#X LSD/LAST 30DA	1B038C	1B038C	1B038C	1B038C	1B038C	1B038C	1B038C	1B038C	1B038C	1B038C	1B038C	1B038C
00940	66	#X PSYD/LAST30D	2B09C	2B09C	2B09C	2B09C	2B09C	2B09C	2B09C	2B09C	2B09C	2B09C	2B09C	2B09C
00940	32	#X PSYD/LAST30DA	3B09C	3B09C	3B09C	3B09C	3B09C	3B09C	3B09C	3B09C	3B09C	3B09C	3B09C	3B09C
00940	32	#X PSYD/LAST30DA	4B09C	4B09C	4B09C	4B09C	4B09C	4B09C	4B09C	4B09C	4B09C	4B09C	4B09C	4B09C
00940	32	#X PSYD/LAST30DA	5B09C	5B09C	5B09C	5B09C	5B09C	5B09C	5B09C	5B09C	5B09C	5B09C	5B09C	5B09C
00940	32	#X PSYD/LAST30DA	1B076C	1B076C	1B076C	1B076C	1B076C	1B076C	1B076C	1B076C	1B076C	1B076C	1B076C	1B076C
00970	33	#X COKE/LAST30DA	2B10C	2B10C	2B10C	2B10C	2B10C	2B10C	2B10C	2B10C	2B10C	2B10C	2B10C	2B10C
00970	33	#X COKE/LAST30DA	3B10C	3B10C	3B10C	3B10C	3B10C	3B10C	3B10C	3B10C	3B10C	3B10C	3B10C	3B10C
00970	33	#X COKE/LAST30DA	4B10C	4B10C	4B10C	4B10C	4B10C	4B10C	4B10C	4B10C	4B10C	4B10C	4B10C	4B10C
00970	33	#X COKE/LAST30DA	5B10C	5B10C	5B10C	5B10C	5B10C	5B10C	5B10C	5B10C	5B10C	5B10C	5B10C	5B10C
00970	33	#X COKE/LAST30DA	1B043C	1B043C	1B043C	1B043C	1B043C	1B043C	1B043C	1B043C	1B043C	1B043C	1B043C	1B043C
01000	69	#X AMPH/LAST30D	2B11C	2B11C	2B11C	2B11C	2B11C	2B11C	2B11C	2B11C	2B11C	2B11C	2B11C	2B11C
01000	34	#X AMPH/LAST30DA	1B050C	1B050C	1B050C	1B050C	1B050C	1B050C	1B050C	1B050C	1B050C	1B050C	1B050C	1B050C

*item text changed from previous year

Item Ref. No.	QUESTIONNAIRE LOCATION																
	BY YEAR																
	(FORM, SECTION, AND QUESTION NUMBER)																
	1988	1989	1990	1991	1992	1993	1994	1995	1996	1997	1998	1999	2000	2001	2002	2003	2004


A01b: DRUGS. Number of uses in last 12 months (continued)

24390			2B12B	2B12B	2B12B	2B12B	2B12B	2B12B	2B12B	2B12B	2B12B	2B12B	2B12B	2B12B	2B12B	2B12B	2B12B
24390			5B12B	5B12B	5B12B	5B12B	5B12B	5B12B	5B12B	5B12B	5B12B	5B12B	5B12B	5B12B	5B12B	5B12B	5B12B
25030				1B016B	1B016B	1B016B	1B016B	1B016B	1B016B	1B016B	1B016B	1B016B	1B016B	1B016B	1B016B	1B016B	1B016B
25030				6D02B	6D02B	6D02B	6D02B	6D02B	6D02B	6D02B	6D02B	6D02B	6D02B	6D02B	6D02B	6D02B	6D02B
25060				6D06B	6D06B	6D06B	6D06B	6D06B	6D06B	6D06B	6D06B	6D06B	6D06B	6D06B	6D06B	6D06B	6D06B
29640									2B15B	2B15B	2B15B	2B15B	2B15B	2B15B	2B15B	2B15B	2B15B
29640									5B15B	5B15B	5B15B	5B15B	5B15B	5B15B	5B15B	5B15B	5B15B
29640									6B16B	6B16B	6B33B	6B33B	6B33B	6B33B	6B33B	6B33B	6B33B
29670									2B16B	2B16B	2B16B	2B16B	2B16B	2B16B	2B16B	2B16B	2B16B
29670									5B16B	5B16B	5B16B	5B16B	5B16B	5B16B	5B16B	5B16B	5B16B
29670									6B17B	6B17B	6B34B	6B34B	6B34B	6B34B	6B34B	6B34B	6B34B
29780									4B18B	4B18B	4B18B	4B18B	4B18B	4B18B			
29785															3D05E	3D05E	3D05E
29785															6D20J	6D20J	6D20J
30810													4B17B	4B17B	4B17B	4B17B	4B17B
30810												6B36B	6B36B	6B36B	6B36B	6B36B	6B36B
31050													3D05A	3D05A			
31050													5E07A	5E07A			
31050													6D20A	6D20A	6D20A	6D20A	6D20A
31060													3D05B	3D05B	3D05A	3D05A	3D05A
31060													5E07B	5E07B	5E07A	5E07A	5E07A
31060													6D20B	6D20B	6D20B	6D20B	6D20B
31070													3D05C	3D05C			
31070													5E07C	5E07C	5E07B	5E07B	5E07B
31070													6D20C	6D20C	6D20C	6D20C	6D20C
31150														5E07D	5E07C	5E07C	5E07C
31150														6D20D	6D20D	6D20D	6D20D
31160														3D05B	3D05B	3D05B	3D05B
31160														6D20E	6D20E	6D20E	6D20E
31170														3D05D	3D05C	3D05C	3D05C
31170														6D20F	6D20F	6D20F	6D20F
31180														3D05E	3D05D	3D05D	3D05D
31310														6D20G	6D20G	6D20G	6D20G
31310														5E07D	5E07D	5E07D	5E07D
31310														6D20H	6D20H	6D20H	6D20H
31320															5E07E	5E07E	5E07E
31320															6D20I	6D20I	6D20I
31350																6D20K	6D20K
31370																5E05B	5E05B

A01c: DRUGS. Number of uses in last 30 days

00780	1B002	1B002	1B002	1B002	1B002	1B002	1B002	1B002	1B002	1B002	1B002	1B002	1B002	1B002	1B002	1B002	1B002
00780	2B02	2B02	2B02	2B02	2B02	2B02	2B02	2B02	2B02	2B02	2B02	2B02	2B02	2B02	2B02	2B02	2B02
00780	3B02	3B02	3B02	3B02	3B02	3B02	3B02	3B02	3B02	3B02	3B02	3B02	3B02	3B02	3B02	3B02	3B02
00780	4B02	4B02	4B02	4B02	4B02	4B02	4B02	4B02	4B02	4B02	4B02	4B02	4B02	4B02	4B02	4B02	4B02
00780	5B02	5B02	5B02	5B02	5B02	5B02	5B02	5B02	5B02	5B02	5B02	5B02	5B02	5B02	5B02	5B02	5B02
00780		6B02	6B02	6B02	6B02B	6B02B	6B02B	6B02B	6B02B	6B02	6B02	6B02	6B02	6B02	6B02	6B02	6B02
00830	1B007C	1B007C	1B007C	1B007C	1B007C	1B007C	1B007C*	1B007C	1B007C	1B007C	1B007C	1B007C	1B007C	1B007C	1B007C	1B007C	1B007C
00830	2B04C	2B04C	2B04C	2B04C	2B04C	2B04C	2B04C*	2B04C	2B04C	2B04C	2B04C	2B04C	2B04C	2B04C	2B04C	2B04C	2B04C
00830	3B04C	3B04C	3B04C	3B04C	3B04C	3B04C	3B04C*	3B04C	3B04C	3B04C	3B04C	3B04C	3B04C	3B04C	3B04C	3B04C	3B04C
00830	4B04C	4B04C	4B04C	4B04C	4B04C	4B04C	4B04C*	4B04C	4B04C	4B04C	4B04C	4B04C	4B04C	4B04C	4B04C	4B04C	4B04C
00830	5B04C	5B04C	5B04C	5B04C	5B04C	5B04C	5B04C*	5B04C	5B04C	5B04C	5B04C	5B04C	5B04C	5B04C	5B04C	5B04C	5B04C
00830		6B04C	6B04C	6B04C	6B04C	6B04C	6B04C*	6B04C	6B04C	6B04C	6B22C	6B22C	6B22C	6B22C	6B22C	6B22C	6B22C
00880	2B07C	2B07C	2B07C	2B07C	2B07C	2B07C	2B07C	2B07C	2B07C	2B07C	2B07C	2B07C	2B07C	2B07C	2B07C	2B07C	2B07C
00880	3B07C	3B07C	3B07C	3B07C	3B07C	3B07C	3B07C	3B07C	3B07C	3B07C	3B07C	3B07C	3B07C	3B07C	3B07C	3B07C	3B07C
00880	4B07C	4B07C	4B07C	4B07C	4B07C	4B07C	4B07C	4B07C	4B07C	4B07C	4B07C	4B07C	4B07C	4B07C	4B07C	4B07C	4B07C
00880	5B07C	5B07C	5B07C	5B07C	5B07C	5B07C	5B07C	5B07C	5B07C	5B07C	5B07C	5B07C	5B07C	5B07C	5B07C	5B07C	5B07C
00880		6B07C	6B07C	6B07C	6B07C	6B07C	6B07C	6B07C	6B07C	6B25C	6B25C	6B25C	6B25C	6B25C	6B25C	6B25C	6B25C
00910	1B033C	1B033C	1B033C	1B033C	1B033C	1B033C	1B033C	1B033C	1B033C	1B033C	1B033C	1B033C	1B033C	1B033C	1B033C	1B033C	1B033C
00910	2B08C	2B08C	2B08C	2B08C	2B08C	2B08C	2B08C	2B08C	2B08C	2B08C	2B08C	2B08C	2B08C	2B08C	2B08C	2B08C	2B08C
00910	3B08C	3B08C	3B08C	3B08C	3B08C	3B08C	3B08C	3B08C	3B08C	3B08C	3B08C	3B08C	3B08C	3B08C	3B08C	3B08C	3B08C
00910	4B08C	4B08C	4B08C	4B08C	4B08C	4B08C	4B08C	4B08C	4B08C	4B08C	4B08C	4B08C	4B08C	4B08C	4B08C	4B08C	4B08C
00910	5B08C	5B08C	5B08C	5B08C	5B08C	5B08C	5B08C	5B08C	5B08C	5B08C	5B08C	5B08C	5B08C	5B08C	5B08C	5B08C	5B08C
00910		6B08C	6B08C	6B08C	6B08C	6B08C	6B08C	6B08C	6B08C	6B26C	6B26C	6B26C	6B26C	6B26C	6B26C	6B26C	6B26C
00940	1B042C	1B042C	1B042C	1B042C	1B042C	1B042C	1B042C	1B042C	1B042C	1B042C	1B042C	1B042C	1B042C	1B042C	1B042C*	1B042C	1B042C
00940	2B09C	2B09C	2B09C	2B09C	2B09C	2B09C	2B09C	2B09C	2B09C	2B09C	2B09C	2B09C	2B09C	2B09C	2B09C*	2B09C	2B09C
00940	3B09C	3B09C	3B09C	3B09C	3B09C	3B09C	3B09C	3B09C	3B09C	3B09C	3B09C	3B09C	3B09C	3B09C	3B09C*	3B09C	3B09C
00940	4B09C	4B09C	4B09C	4B09C	4B09C	4B09C	4B09C	4B09C	4B09C	4B09C	4B09C	4B09C	4B09C	4B09C	4B09C*	4B09C	4B09C
00940	5B09C	5B09C	5B09C	5B09C	5B09C	5B09C	5B09C	5B09C	5B09C	5B09C	5B09C	5B09C	5B09C	5B09C	5B09C*	5B09C	5B09C
00940		6B09C	6B09C	6B09C	6B09C	6B09C	6B09C	6B09C	6B09C	6B09C	6B27C	6B27C	6B27C	6B27C	6B27C*	6B27C	6B27C
00970	2B10C	2B10C	2B10C	2B10C	2B10C	2B10C	2B10C	2B10C	2B10C	2B10C	2B10C	2B10C	2B10C	2B10C	2B10C	2B10C	2B10C
00970	3B10C	3B10C															
00970	4B10C	4B10C															
00970	5B10C	5B10C	5B10C	5B10C	5B10C	5B10C	5B10C	5B10C	5B10C	5B10C	5B10C	5B10C	5B10C	5B10C	5B10C	5B10C	5B10C
00970		6B10C															
01000	1B050C	1B050C	1B050C	1B050C	1B050C	1B050C	1B050C	1B050C	1B050C	1B050C	1B050C	1B050C	1B050C	1B050C	1B050C	1B050C	1B050C
01000	2B11C	2B11C	2B11C	2B11C	2B11C	2B11C	2B11C	2B11C	2B11C	2B11C	2B11C	2B11C	2B11C	2B11C	2B11C	2B11C	2B11C

*=item text changed from previous year



Item Ref. No.	Page Loc. in Vol.	ITEM DESCRIPTION (ABBREVIATED)	QUESTIONNAIRE LOCATION BY YEAR (FORM, SECTION, AND QUESTION NUMBER)											
			1976	1977	1978	1979	1980	1981	1982	1983	1984	1985	1986	1987

A01c: DRUGS. Number of uses in last 30 days (continued)

01000	34	#X AMPH/LAST30DA	3B11C	3B11C	3B11C	3B11C	3B11C	3B11C	3B11C	3B11C	3B11C*	3B11C	3B11C	3B11C
01000	34	#X AMPH/LAST30DA	4B11C	4B11C	4B11C	4B11C	4B11C	4B11C	4B11C*	4B11C	4B11C	4B11C	4B11C	4B11C
01000	34	#X AMPH/LAST30DA	5B11C	5B11C	5B11C	5B11C	5B11C	5B11C	5B11C	5B11C	5B11C*	5B11C	5B11C	5B11C
01000	34	#X AMPH/LAST30DA												
01030	36	#X QUAD/LAST30D	1B053C	1B053C	1B053C	1B053C	1B053C	1B053C	1B060C	1B060C	1B060C	1B060C	1B060C	1B060C
01030		#X QUAD/LAST30DA	2B12C	2B12C	2B12C	2B12C	2B12C	2B12C	2B12C	2B12C	2B12C	2B12C	2B12C	2B12C
01030		#X QUAD/LAST30DA	3B12C	3B12C	3B12C	3B12C	3B12C	3B12C	3B12C	3B12C	3B12C	3B12C	3B12C	3B12C
01030		#X QUAD/LAST30DA	4B12C	4B12C	4B12C	4B12C	4B12C	4B12C	4B12C	4B12C	4B12C	4B12C	4B12C	4B12C
01030		#X QUAD/LAST30DA	5B12C	5B12C	5B12C	5B12C	5B12C	5B12C	5B12C	5B12C	5B12C	5B12C	5B12C	5B12C
01030		#X QUAD/LAST30DA												
01060	74	#X BRBT/LAST30D	1B057C	1B057C	1B057C	1B057C	1B057C	1B057C	1B064C	1B064C	1B064C	1B064C	1B064C	1B064C
01060		#X BRBT/LAST30DA	2B13C	2B13C	2B13C	2B13C	2B13C	2B13C	2B13C	2B13C	2B13C	2B13C	2B13C	2B13C
01060	37	#X BRBT/LAST30DA	3B13C	3B13C	3B13C	3B13C	3B13C	3B13C	3B13C	3B13C	3B13C	3B13C	3B13C	3B13C
01060		#X BRBT/LAST30DA	4B13C	4B13C	4B13C	4B13C	4B13C	4B13C	4B13C	4B13C	4B13C	4B13C	4B13C	4B13C
01060	37	#X BRBT/LAST30DA	5B13C	5B13C	5B13C	5B13C	5B13C	5B13C	5B13C	5B13C	5B13C	5B13C	5B13C	5B13C
01060		#X BRBT/LAST30DA												
01062	37	#X SED/BARB/30DA												
01062	37	#X SED/BARB/30DA												
01062	37	#X SED/BARB/30DA												
01090	75	#X TRQL/LAST30D	1B067C	1B067C	1B067C	1B067C	1B067C	1B067C	1B074C	1B074C	1B074C	1B074C	1B074C	1B074C
01090	37	#X TRQL/LAST30DA	2B14C	2B14C	2B14C	2B14C	2B14C	2B14C	2B14C	2B14C	2B14C	2B14C	2B14C	2B14C
01090	37	#X TRQL/LAST30DA	3B14C	3B14C	3B14C	3B14C	3B14C	3B14C	3B14C	3B14C	3B14C	3B14C	3B14C	3B14C
01090	37	#X TRQL/LAST30DA	4B14C	4B14C	4B14C	4B14C	4B14C	4B14C	4B14C	4B14C	4B14C	4B14C	4B14C	4B14C
01090	37	#X TRQL/LAST30DA	5B14C	5B14C	5B14C	5B14C	5B14C	5B14C	5B14C	5B14C	5B14C	5B14C	5B14C	5B14C
01090	37	#X TRQL/LAST30DA												
01120	83	#X "H"/LAST 30D	1B085C	1B085C	1B085C	1B085C	1B085C	1B085C	1B092C	1B092C	1B092C	1B092C	1B092C	1B092C
01120		#X "H"/LAST 30DA	2B15C	2B15C	2B15C	2B15C	2B15C	2B15C	2B15C	2B15C	2B15C	2B15C	2B15C	2B15C
01120	38	#X "H"/LAST 30DA	3B15C	3B15C	3B15C	3B15C	3B15C	3B15C	3B15C	3B15C	3B15C	3B15C	3B15C	3B15C
01120	38	#X "H"/LAST 30DA	4B15C	4B15C	4B15C	4B15C	4B15C	4B15C	4B15C	4B15C	4B15C	4B15C	4B15C	4B15C
01120		#X "H"/LAST 30DA	5B15C	5B15C	5B15C	5B15C	5B15C	5B15C	5B15C	5B15C	5B15C	5B15C	5B15C	5B15C
01120		#X "H"/LAST 30DA												
01150	84	#X NARC/LAST30D	1B095C	1B095C	1B095C	1B095C	1B095C	1B095C	1B094C	1B094C	1B094C	1B094C	1B094C	1B094C
01150	39	#X NARC/LAST30DA	2B16C	2B16C	2B16C	2B16C	2B16C	2B16C	2B16C	2B16C	2B16C	2B16C	2B16C	2B16C
01150	39	#X NARC/LAST30DA	3B16C	3B16C	3B16C	3B16C	3B16C	3B16C	3B16C	3B16C	3B16C	3B16C	3B16C	3B16C
01150	39	#X NARC/LAST30DA	4B16C	4B16C	4B16C	4B16C	4B16C	4B16C	4B16C	4B16C	4B16C	4B16C	4B16C	4B16C
01150	39	#X NARC/LAST30DA	5B16C	5B16C	5B16C	5B16C	5B16C	5B16C	5B16C	5B16C	5B16C	5B16C	5B16C	5B16C
01150	39	#X NARC/LAST30DA												
01180	40	#X INHL/LAST30DA	2B17C	2B17C	2B17C	2B17C	2B17C	2B17C	2B17C	2B17C	2B17C	2B17C	2B17C	2B17C
01180	40	#X INHL/LAST30DA	3B17C	3B17C	3B17C	3B17C	3B17C	3B17C	3B17C	3B17C	3B17C	3B17C	3B17C	3B17C
01180	40	#X INHL/LAST30DA	4B17C	4B17C	4B17C	4B17C	4B17C	4B17C	4B17C	4B17C	4B17C	4B17C	4B17C	4B17C
01180	40	#X INHL/LAST30DA	5B17C	5B17C	5B17C	5B17C	5B17C	5B17C	5B17C	5B17C	5B17C	5B17C	5B17C	5B17C
01180		#X INHL/LAST30DA												
01183	125	#X PCP/LAST30DA				2E02C	2E02C	2E02C	2E02C	2E02C	2E02C	2E02C	2E02C	2E04C*
01186	125	#X PPRS/LAST30DA				2E03C	2E03C	2E03C	2E03C	2E03C	2E03C	2E03C	2E03C	2E05C*
02060	58	#X HASH/LAST30D	1B018C	1B018C	1B018C	1B018C	1B018C	1B018C	1B018C	1B018C	1B018C	1B018C	1B018C	1B018C
02090	59	#X MARJ/LAST30D	1B019C	1B019C	1B019C	1B019C	1B019C	1B019C	1B019C	1B019C	1B019C	1B019C	1B019C	1B019C
11020	182	#X BEER/LAST30DA	4D04C	4D04C	4D04C	4D04C	4D04C	4D04C	4D11C	4D11C	4D11C	4D11C	4D11C	4D11C
11060	183	#X WINE/LAST30DA	4D06C	4D06C	4D06C	4D06C	4D06C	4D06C	4D13C	4D13C	4D13C	4D13C	4D13C	4D13C
11100	184	#X LIQR/LAST30DA	4D08C	4D08C	4D08C	4D08C	4D08C	4D08C	4D15C	4D15C	4D15C	4D15C	4D15C	4D15C
21240	67	#X DIETPILL/30D							1B046C	1B046C	1B046C	1B046C	1B046C	1B046C
21270	68	#X STA-AWAK/30D							1B047C	1B047C	1B047C	1B047C	1B047C	1B047C
21300	68	#X LOOKALIK/30D							1B048C	1B048C	1B048C	1B048C	1B048C	1B048C
22240		#X SMKLESS/30 DA												
22240	239	#X SMKLESS/30 DA											3E01B	3E01B
22280	79	#X CRACK/LST30D												1B084C
22280	33	#X CRACK/LAST30D												2E03C
22280	33	#X CRACK/LAST30D												
22280	33	#X CRACK/LAST30D												
22280	33	#X CRACK/LAST30D												
22280	33	#X CRACK/LAST30D												
22340	79	#XOTH COKE/30DA												1B085C
22340	34	#XOTH COKE/30DA												
22340	34	#XOTH COKE/30DA												
22340	34	#XOTH COKE/30DA												
22640	183	#X WIN COOL/30DA												
22680	41	#X MDMA/LAST30DA												
22680	41	#X MDMA/LAST30DA												
22710	41	#X STRD/LAST30DA												
22710	41	#X STRD/LAST30DA												
24400	35	#X ICE/LAST30DA												
24400	35	#X ICE/LAST30DA												
25040	30	#XDRUNK/LAST30D												
25040	30	#XDRUNK/LAST30DA												
25070	246	#X INJECT/LST30D												
29650	38	#X H 30D USE NDL												
29650	38	#X H 30D USE NDL												
29650	38	#X H 30D USE NDL												
29680	39	#X H 30D W/O NDL												

*item text changed from previous year

[illegible]

A01c: DRUGS. Number of uses in last 30 days (continued)

[illegible]

*=item text changed from previous year



Item Ref. No.	Page Loc. in Vol.	ITEM DESCRIPTION (ABBREVIATED)	QUESTIONNAIRE LOCATION BY YEAR (FORM, SECTION, AND QUESTION NUMBER)											
			1976	1977	1978	1979	1980	1981	1982	1983	1984	1985	1986	1987

A01c: DRUGS. Number of uses in last 30 days (continued)

29680	39	#X H 30D W/O NDL												
29680	39	#X H 30D W/O NDL												
29790		#X ROHYPNOL/30DA												
30820	35	#X METHAMPH/30DA												
30820	35	#X METHAMPH/30DA												
31380	216	#X FLVRDALC/30DA												

A01d: DRUGS. Quantity used

00781	52	#CIG/DAY-30DAYS												1B003
00782		#CIG/PACK												1B004
00850	56	5+DRK ROW/LST 2	1B012	1B012	1B012	1B012	1B012	1B012	1B012	1B012	1B012	1B012	1B012	1B012
00850	30	5+DRK ROW/LST 2W	2B06	2B06	2B06	2B06	2B06	2B06	2B06	2B06	2B06	2B06	2B06	2B06
00850	30	5+DRK ROW/LST 2W	3B06	3B06	3B06	3B06	3B06	3B06	3B06	3B06	3B06	3B06	3B06	3B06
00850	30	5+DRK ROW/LST 2W	4B06	4B06	4B06	4B06	4B06	4B06	4B06	4B06	4B06	4B06	4B06	4B06
00850	30	5+DRK ROW/LST 2W	5B06	5B06	5B06	5B06	5B06	5B06	5B06	5B06	5B06	5B06	5B06	5B06
00850	30	5+DRK ROW/LST 2W												
01990	57	#X/2W,3-4 DR RW	1B013	1B013	1B013	1B013	1B013	1B013	1B013	1B013	1B013	1B013	1B013	1B013
02000	57	#X/2WK,2 DRK RW	1B014	1B014	1B014	1B014	1B014	1B014	1B014	1B014	1B014	1B014	1B014A	1B014A
02010	57	#X/2WK,JST 1DRK	1B015	1B015	1B015	1B015	1B015	1B015	1B015	1B015	1B015	1B015	1B014B	1B014B
02360	61	JOINT/DA LST MO	1B025	1B025	1B025	1B025	1B025	1B025	1B025	1B025	1B025	1B025	1B025	1B025
02370	61	OZS,MJ LST MO/6	1B026	1B026	1B026	1B026	1B026	1B026	1B026	1B026	1B026	1B026	1B026	1B026
11030	182	5+BR/LST2WK,10+X	4D05	4D05	4D05	4D05	4D05	4D05	4D12	4D12	4D12	4D12	4D12	4D12
11070	184	#X 20OZ+ WN/2 WK	4D07	4D07	4D07	4D07	4D07	4D07	4D14	4D14	4D14	4D14	4D14	4D14
11110	184	#X 5+LIQ/LST 2WK	4D09	4D09	4D09	4D09	4D09	4D09	4D16	4D16	4D16	4D16	4D16	4D16
21100		#CANS COLA/DAY												
21110		#CUPS COFFEE/DAY												
21120		#CUPS TEA/DAY												
21130		#12OZ CAF DRK/DA							5E08	5E08				
21140		#12OZ OTH DRK/DA							5E09	5E09				
21150		#CUPS COFFEE/DA							5E10	5E10				
21160		#CUPS OF TEA/DAY							5E11	5E11				
21170		#CUPS DECAFF/DAY							5E12	5E12				
22650	183	5+WINCOOL/LST2WK												

A01e: DRUGS. How high? (How often?)

00840	30	#X DRK ENF FL HI	2B05	2B05	2B05	2B05	2B05	2B05	2B05	2B05	2B05	2B05	2B05	2B05
00840	30	#X DRK ENF FL HI	3B05	3B05	3B05	3B05	3B05	3B05	3B05	3B05	3B05	3B05	3B05	3B05
00840	30	#X DRK ENF FL HI	4B05	4B05	4B05	4B05	4B05	4B05	4B05	4B05	4B05	4B05	4B05	4B05
00840	30	#X DRK ENF FL HI	5B05	5B05	5B05	5B05	5B05	5B05	5B05	5B05	5B05	5B05	5B05	5B05
00840	30	#X DRK ENF FL HI												
01970	56	#X DRK ENF FL H	1B010	1B010	1B010	1B010	1B010	1B010	1B010	1B010	1B010	1B010	1B010	1B010
02340	61	MJ/HSH,VRY HIGH	1B023	1B023	1B023	1B023	1B023	1B023	1B023	1B023	1B023	1B023	1B023	1B023
02650	65	LSD,GET VERY HI	1B033	1B033	1B033	1B033	1B033	1B033	1B037	1B037	1B037	1B037	1B037	1B037
02700	66	PSYD,GT VERY HI	1B039	1B039	1B039	1B039	1B039	1B039	1B043	1B043	1B043	1B043	1B043	1B043
03100	72	AMPH,GT VERY HI	1B047	1B047	1B047	1B047	1B047	1B047	1B054	1B054	1B054	1B054	1B054	1B054
03260		QUAD GT VERY HI	1B054	1B054	1B054	1B054	1B054	1B054	1B061	1B061	1B061	1B061	1B061	1B061
03590		BARB,GT VERY HI	1B061	1B061	1B061	1B061	1B061	1B061	1B068	1B068	1B068	1B068	1B068	1B068
04050	78	TRNQ,GT VERY HI	1B071	1B071	1B071	1B071	1B071	1B071	1B078	1B078	1B078	1B078	1B078	1B078
04520	82	COK,GET VERY HI	1B080	1B080	1B080	1B080	1B080	1B080	1B087	1B087	1B087	1B087	1B087	1B089A
04930		HER,GT VERY HI	1B089	1B089	1B089	1B089	1B089	1B089						
05380	87	NARC,GT VERY HI	1B099	1B099	1B099	1B099	1B099	1B099	1B098	1B098	1B098	1B098	1B098	1B098

A01f: DRUGS. How long high?

01980	56	DRK AL,HI24+HR	1B011	1B011	1B011	1B011	1B011	1B011	1B011	1B011	1B011	1B011	1B011	1B011
02350	61	MJ/HSH,HI 24+HR	1B024	1B024	1B024	1B024	1B024	1B024	1B024	1B024	1B024	1B024	1B024	1B024
02660	65	LSD,HIGH 24+ HR	1B034	1B034	1B034	1B034	1B034	1B034	1B038	1B038	1B038	1B038	1B038	1B038
02710	66	PSYD,HI 24+ HRS	1B040	1B040	1B040	1B040	1B040	1B040	1B044	1B044	1B044	1B044	1B044	1B044
03110	72	AMPH,HI 24+ HRS	1B048	1B048	1B048	1B048	1B048	1B048	1B055	1B055	1B055	1B055	1B055	1B055
03270		QUAD,HI 24+ HRS	1B055	1B055	1B055	1B055	1B055	1B055	1B062	1B062	1B062	1B062	1B062	1B062
03600		BARB,HI 24+ HRS	1B062	1B062	1B062	1B062	1B062	1B062	1B069	1B069	1B069	1B069	1B069	1B069
04060	78	TRNQ,HI 24+ HRS	1B072	1B072	1B072	1B072	1B072	1B072	1B079	1B079	1B079	1B079	1B079	1B079
04530	82	COK,HIGH 24+ HR	1B081	1B081	1B081	1B081	1B081	1B081	1B088	1B088	1B088	1B088	1B088	1B089B
04940		HER,HI 24+ HRS	1B090	1B090	1B090	1B090	1B090	1B090						
05390	88	NARC,HI 24+ HRS	1B100	1B100	1B100	1B100	1B100	1B100	1B099	1B099	1B099	1B099	1B099	1B099

A01g: DRUGS. Incidence of first use

01680		SMK CIG DLY/12G	1B002	1B002	1B002*	1B002	1B002	1B002	1B002	1B002	1B002	1B002	1B002	1B002
01685		GR 1 ST SMOK 0=N											1B002	1B016
02015		GR 1 ST DRUNK0=N											1B016	1B016
05570	89	GR 1 ST SMOK DLY	1B105A	1B105A	1B105A	1B105A	1B105A	1B105A	1B104A	1B104A	1B104A	1B104A	1B104A	1B106A
05570	160	GR 1 ST SMOK DLY		3E12A	3E12A	3E12A	3E12A	3E12A	3E10A	3E10A	3E10A	3E10A	3E10A	3E10A
05570	247	GR 1 ST SMOK DLY												
05575	91	GR 1 ST SMOK EVR											1B104M	1B106M
05575	162	GR 1 ST SMOKE EVR											3E10N	3E10N
05575	247	GR 1 ST SMOK EVR												

*item text changed from previous year

Item Ref. No.	QUESTIONNAIRE LOCATION BY YEAR (FORM, SECTION, AND QUESTION NUMBER)																
	1988	1989	1990	1991	1992	1993	1994	1995	1996	1997	1998	1999	2000	2001	2002	2003	2004

A01c: DRUGS. Number of uses in last 30 days (continued)

29680								5B16C	5B16C	5B16C	5B16C	5B16C	5B16C	5B16C	5B16C	5B16C	5B16C
29680								6B17C	6B17C	6B34C	6B34C	6B34C	6B34C	6B34C	6B34C	6B34C	6B34C
29790								4B18C	4B18C	4B18C	4B18C	4B18C	4B18C	4B18C	4B18C	4B18C	4B18C
30820													4B17C	4B17C	4B17C	4B17C	4B17C
30820													6B36C	6B36C	6B36C	6B36C	6B36C
31380																	5E05C

A01d: DRUGS. Quantity used

00781	1B003	1B003	1B003	1B003	1B003	1B003	1B003	1B003	1B003	1B003	1B003	1B003	1B003	1B003	1B003	1B003	1B003
00782	1B004*	1B004	1B004	1B004	1B004	1B004	1B004	1B004	1B004	1B004	1B004	1B004	1B004	1B004	1B004	1B004	1B004
00850	1B012	1B012	1B012	1B012	1B012	1B012	1B012	1B012	1B012	1B012	1B012	1B012	1B012	1B012	1B012	1B012	1B012
00850	2B06*	2B06	2B06	2B06	2B06	2B06	2B06	2B06	2B06	2B06	2B06	2B06	2B06	2B06	2B06	2B06	2B06*
00850	3B06*	3B06	3B06	3B06	3B06	3B06	3B06	3B06	3B06	3B06	3B06	3B06	3B06	3B06	3B06	3B06	3B06
00850	4B06*	4B06	4B06	4B06	4B06	4B06	4B06	4B06	4B06	4B06	4B06	4B06	4B06	4B06	4B06	4B06	4B06*
00850	5B06*	5B06	5B06	5B06	5B06	5B06	5B06	5B06	5B06	5B06	5B06	5B06	5B06	5B06	5B06	5B06	5B06
00850		6B06	6B06	6B06	6B06	6B06	6B06	6B06	6B06	6B06	6B24	6B24	6B24	6B24	6B24	6B24	6B24*
01990	1B013	1B013	1B013	1B013	1B013	1B013	1B013	1B013	1B013	1B013	1B013	1B013	1B013	1B013	1B013	1B013	1B013
02000	1B014A	1B014A	1B014A	1B014A	1B014A	1B014A	1B014A	1B014A	1B014A	1B014A	1B014A	1B014A	1B014A	1B014A	1B014A	1B014A	1B014A
02010	1B014B	1B014B	1B014B	1B014B	1B014B	1B014B	1B014B	1B014B	1B014B	1B014B	1B014B	1B014B	1B014B	1B014B	1B014B	1B014B	1B014B
02360	1B025	1B025	1B025	1B025	1B025	1B025	1B025	1B025	1B025	1B025	1B025	1B025	1B025	1B025	1B025	1B025	1B025
02370	1B026	1B026	1B026	1B026	1B026	1B026	1B026	1B026	1B026	1B026	1B026	1B026	1B026	1B026	1B026	1B026	1B026
11030	4D12	4D12	4D12	4D12	4D12	4D12	4D12	4D12	4D12	4D12	4D12	4D12	4D12	4D12	4D12	4D12	4D12
11070	4D16	4D16	4D16	4D16	4D16	4D16	4D16	4D16	4D16	4D16	4D16	4D16	4D16	4D16	4D16	4D16	4D16
11110	4D18	4D18	4D18	4D18	4D18	4D18	4D18	4D18	4D18	4D18	4D18	4D18	4D18	4D18	4D18	4D18	4D18
21100																	
21110																	
21120																	
21130																	
21140																	
21150																	
21160																	
21170																	
22650	4D14	4D14	4D14	4D14	4D14	4D14	4D14	4D14	4D14	4D14	4D14	4D14	4D14	4D14	4D14	4D14	4D14

A01e: DRUGS. How high? (How often?)

00840	2B05	2B05	2B05	2B05	2B05	2B05	2B05	2B05	2B05	2B05	2B05	2B05	2B05	2B05	2B05	2B05	2B05
00840	3B05	3B05	3B05	3B05	3B05	3B05	3B05	3B05	3B05	3B05	3B05	3B05	3B05	3B05	3B05	3B05	3B05
00840	4B05	4B05	4B05	4B05	4B05	4B05	4B05	4B05	4B05	4B05	4B05	4B05	4B05	4B05	4B05	4B05	4B05
00840	5B05	5B05	5B05	5B05	5B05	5B05	5B05	5B05	5B05	5B05	5B05	5B05	5B05	5B05	5B05	5B05	5B05
00840		6B05	6B05	6B05	6B05	6B05	6B05	6B05	6B05	6B23	6B23	6B23	6B23	6B23	6B23	6B23	6B23
01970	1B010	1B010	1B010	1B010	1B010	1B010	1B010	1B010	1B010	1B010	1B010	1B010	1B010	1B010	1B010	1B010	1B010
02340	1B023	1B023	1B023	1B023	1B023	1B023	1B023	1B023	1B023	1B023	1B023	1B023	1B023	1B023	1B023	1B023	1B023
02650	1B037	1B037	1B037	1B037	1B037	1B037	1B037	1B037	1B037	1B037	1B037	1B037	1B037	1B037	1B037	1B037	1B037
02700	1B043	1B043	1B043	1B043	1B043	1B043	1B043	1B043	1B043	1B043	1B043	1B043	1B043	1B043*	1B043	1B043	1B043
03100	1B054	1B054	1B054	1B054	1B054	1B054	1B054	1B054	1B054	1B054	1B054	1B054	1B054	1B054	1B054	1B054	1B054
03260	1B061	1B061															
03590	1B068	1B068															
04050	1B078	1B078	1B069	1B069	1B069	1B069	1B069	1B069	1B069	1B069	1B069	1B069	1B069	1B069	1B069	1B069	1B069
04520	1B089A	1B089A	1B080	1B080	1B080	1B080	1B080	1B080	1B080	1B080	1B080	1B080	1B080	1B080	1B080	1B080	1B080
04930																	
05380	1B098	1B098	1B092	1B092	1B092	1B092	1B092	1B092	1B092	1B092	1B092	1B092	1B092	1B092	1B092	1B092	1B092

A01f: DRUGS. How long high?

01980	1B011	1B011	1B011	1B011	1B011	1B011	1B011	1B011	1B011	1B011	1B011	1B011	1B011	1B011	1B011	1B011	1B011
02350	1B024	1B024	1B024	1B024	1B024	1B024	1B024	1B024	1B024	1B024	1B024	1B024	1B024	1B024	1B024	1B024	1B024
02660	1B038	1B038	1B038	1B038	1B038	1B038	1B038	1B038	1B038	1B038	1B038	1B038	1B038	1B038	1B038	1B038	1B038
02710	1B044	1B044	1B044	1B044	1B044	1B044	1B044	1B044	1B044	1B044	1B044	1B044	1B044	1B044	1B044*	1B044	1B044
03110	1B055	1B055	1B055	1B055	1B055	1B055	1B055	1B055	1B055	1B055	1B055	1B055	1B055	1B055	1B055	1B055	1B055
03270	1B062	1B062															
03600	1B069	1B069															
04060	1B079	1B079	1B070	1B070	1B070	1B070	1B070	1B070	1B070	1B070	1B070	1B070	1B070	1B070	1B070	1B070	1B070
04530	1B089B	1B089B	1B081	1B081	1B081	1B081	1B081	1B081	1B081	1B081	1B081	1B081	1B081	1B081	1B081	1B081	1B081
04940																	
05390	1B099	1B099	1B093	1B093	1B093	1B093	1B093	1B093	1B093	1B093	1B093	1B093	1B093	1B093	1B093	1B093	1B093

A01g: DRUGS. Incidence of first use

01680																	
01685																	
02015	1B016	1B016	1B016														
05570	1B106A	1B106A	1B100A*	1B100A	1B100A	1B100A	1B100A	1B100A	1B100A	1B100A	1B100A	1B100A	1B100A	1B100A	1B100A	1B100A	1B100A
05570	3E10A	3E10A	3E10A*	3E10A	3E10A	3E10A	3E10A	3E10A	3E10A	3E09A	3E10A	3E10A	3E10A	3E10A	3E10A	3E10A	3E10A
05570		6D05B	6D05B*	6D07B	6D07B	6D07B	6D07B	6D07B	6D07B	6D15B	6D15B	6D16B	6D16B	6D16B	6D16B	6D16B	6D16B
05575	1B106M	1B106M	1B100M*	1B100M	1B100M	1B100M	1B100M	1B100M	1B100M	1B100M	1B100M	1B100M	1B100M	1B100M	1B100M	1B100M	1B100M
05575	3E10N	3E10N	3E10N*	3E10N	3E10N	3E10N	3E10N	3E10N	3E10N	3E09N	3E10N	3E10N	3E10N	3E10N	3E10N	3E10N	3E10N
05575		6D05A	6D05A*	6D07A	6D07A	6D07A	6D07A	6D07A	6D07A	6D15A	6D15A	6D16A	6D16A	6D16A	6D16A	6D16A	6D16A

* = item text changed from previous year



Item Ref. No.	Page Loc. in Vol.	ITEM DESCRIPTION (ABBREVIATED)	QUESTIONNAIRE LOCATION BY YEAR (FORM, SECTION, AND QUESTION NUMBER)											
			1976	1977	1978	1979	1980	1981	1982	1983	1984	1985	1986	1987

A01g: DRUGS. Incidence of first use (continued)

05576	162	GR 1 ST SMOKELESS											3E10O	3E10O
05576	247	GR 1 ST SMOKELESS												
05580	89	GR 1 ST TRY ALC	1B105B	1B105B	1B105B	1B105B	1B105B	1B105B	1B104B	1B104B	1B104B	1B104B	1B104B	1B106B
05580	160	GR 1 ST TRY ALC		3E12B	3E12B	3E12B	3E12B	3E12B	3E10B	3E10B	3E10B	3E10B	3E10B	3E10B
05580		GR 1 ST TRY ALC												
05585	91	GR 1 ST DRUNK											1B104N	1B106N
05585	162	GR 1 ST DRUNK											3E10P	3E10P
05585		GR 1 ST DRUNK												
05590	89	GR 1 ST TRY MJ	1B105C	1B105C	1B105C	1B105C	1B105C	1B105C	1B104C	1B104C	1B104C	1B104C	1B104C	1B106C
05590	160	GR 1 ST TRY MJ		3E12C	3E12C	3E12C	3E12C	3E12C	3E10C	3E10C	3E10C	3E10C	3E10C	3E10C
05590		GR 1 ST TRY MJ												
05600	89	GR 1 ST TRY LSD	1B105D	1B105D	1B105D	1B105D	1B105D	1B105D	1B104D	1B104D	1B104D	1B104D	1B104D	1B106D
05600	160	GR 1 ST TRY LSD		3E12D	3E12D	3E12D	3E12D	3E12D	3E10D	3E10D	3E10D	3E10D	3E10D	3E10D
05600		GR 1 ST TRY LSD												
05610	89	GR 1 ST TRY PSY	1B105E	1B105E	1B105E	1B105E	1B105E	1B105E	1B104E	1B104E	1B104E	1B104E	1B104E	1B106E
05610	160	GR 1 ST TRY PSY		3E12E	3E12E	3E12E	3E12E	3E12E	3E10E	3E10E	3E10E	3E10E	3E10E	3E10E
05610		GR 1 ST TRY PSY												
05620	90	GR 1 ST TRY AMP	1B105F	1B105F	1B105F	1B105F	1B105F	1B105F	1B104F	1B104F	1B104F	1B104F	1B104F	1B106F
05620	161	GR 1 ST TRY AMP		3E12F	3E12F	3E12F	3E12F	3E12F	3E10F	3E10F	3E10F	3E10F	3E10F	3E10F
05620		GR 1 ST TRY AMP												
05630	90	GR 1 ST TRY QUA	1B105G	1B105G	1B105G	1B105G	1B105G	1B105G	1B104G	1B104G	1B104G	1B104G	1B104G	1B106G
05630	161	GR 1 ST TRY QUA		3E12G	3E12G	3E12G	3E12G	3E12G	3E10G	3E10G	3E10G	3E10G	3E10G	3E10G
05630		GR 1 ST TRY QUA												
05640	90	GR 1 ST TRY BRB	1B105H	1B105H	1B105H	1B105H	1B105H	1B105H	1B104H	1B104H	1B104H	1B104H	1B104H	1B106H
05640		GR 1 ST TRY BRB		3E12H	3E12H	3E12H	3E12H	3E12H	3E10H	3E10H	3E10H	3E10H	3E10H	3E10H
05640		GR 1 ST TRY BRB												
05645	161	GR 1 ST TRY SED/B												
05650	90	GR 1 ST TRY TRN	1B105I	1B105I	1B105I	1B105I	1B105I	1B105I	1B104I	1B104I	1B104I	1B104I	1B104I	1B106I
05650	161	GR 1 ST TRY TRN		3E12I	3E12I	3E12I	3E12I	3E12I	3E10I	3E10I	3E10I	3E10I	3E10I	3E10I
05650		GR 1 ST TRY TRN												
05660	90	GR 1 ST TRY COK	1B105J	1B105J	1B105J	1B105J	1B105J	1B105J	1B104J	1B104J	1B104J	1B104J	1B104J	1B106J
05660	161	GR 1 ST TRY COK		3E12J	3E12J	3E12J	3E12J	3E12J	3E10J	3E10J	3E10J	3E10J	3E10J	3E10J
05661	91	GR 1 ST TRY CRAC												
05661	126	GR 1 ST TRY CRACK												2E06A
05661	162	GR 1 ST TRY CRACK												
05661		GR 1 ST TRY CRACK												
05662	126	GR 1 ST TR OT COK												2E06B
05662		GR 1 ST TR OT COK												
05670	90	GR 1 ST TRY HER	1B105K	1B105K	1B105K	1B105K	1B105K	1B105K	1B104K	1B104K	1B104K	1B104K	1B104K	1B106K
05670	161	GR 1 ST TRY HER		3E12K	3E12K	3E12K	3E12K	3E12K	3E10K	3E10K	3E10K	3E10K	3E10K	3E10K
05670		GR 1 ST TRY HER												
05680	91	GR 1 ST TRY NRC	1B105L	1B105L	1B105L	1B105L	1B105L	1B105L	1B104L	1B104L	1B104L	1B104L	1B104L	1B106L
05680	162	GR 1 ST TRY NRC		3E12L	3E12L	3E12L	3E12L	3E12L	3E10L	3E10L	3E10L	3E10L	3E10L	3E10L
05680		GR 1 ST TRY NRC												
05685	162	GR 1 ST TRY INHAL			3E12M	3E12M	3E12M	3E12M	3E10M	3E10M	3E10M	3E10M	3E10M	3E10M
05685		GR 1 ST TRY INHAL												
05686	127	GR 1 ST TRY PCP					2E04A	2E04A	2E04A	2E04A	2E04A	2E04A	2E04A	2E06C
05687	127	GR 1 ST TRY PPRS					2E04B	2E04B	2E04B	2E04B	2E04B	2E04B	2E04B	2E06D
21190	62	GR 1 ST DAILY MJ							1B029	1B029	1B029	1B029	1B029	1B029
23810	127	GR 1 ST TRY STRDS												
23810		GR 1 ST TRY STRDS												
24430	91	GR 1 ST TRY ICE												
24430	127	GR 1 ST TRY ICE												
25680	247	GR 1 ST INJECT												

A01h: DRUGS. Use with other drugs

02200	60	#X OVL MJ+ ALC	1B021	1B021	1B021	1B021	1B021	1B021	1B021	1B021	1B021	1B021	1B021	1B021
02500	64	#X OVL LSD+ ALC	1B031A	1B031A	1B031A	1B031A	1B031A	1B031A	1B031A	1B035A	1B035A	1B035A	1B035A	1B035A
02510	64	#X OVL LSD+ MJ	1B031B	1B031B	1B031B	1B031B	1B031B	1B031B	1B031B	1B035B	1B035B	1B035B	1B035B	1B035B
02900	71	#X OVL AMPH+ALC	1B045A	1B045A	1B045A	1B045A	1B045A	1B045A	1B045A	1B052A	1B052A	1B052A	1B052A	1B052A
02910	71	#X OVL AMPH+MJ	1B045B	1B045B	1B045B	1B045B	1B045B	1B045B	1B045B	1B052B	1B052B	1B052B	1B052B	1B052B
02920	71	#X OVL AMPH+LSD	1B045C	1B045C	1B045C	1B045C	1B045C	1B045C	1B045C	1B052C	1B052C	1B052C	1B052C	1B052C
02930	71	#X OVL AMPH+PSY	1B045D	1B045D	1B045D	1B045D	1B045D	1B045D	1B045D	1B052D	1B052D	1B052D	1B052D	1B052D
03390		#X OVL BARB+ALC	1B059A	1B059A	1B059A	1B059A	1B059A	1B059A	1B059A	1B066A	1B066A	1B066A	1B066A	1B066A
03400		#X OVL BARB+MJ	1B059B	1B059B	1B059B	1B059B	1B059B	1B059B	1B059B	1B066B	1B066B	1B066B	1B066B	1B066B
03410		#X OVL BARB+LSD	1B059C	1B059C	1B059C	1B059C	1B059C	1B059C	1B059C	1B066C	1B066C	1B066C	1B066C	1B066C
03420		#X OVL BARB+PSY	1B059D	1B059D	1B059D	1B059D	1B059D	1B059D	1B059D	1B066D	1B066D	1B066D	1B066D	1B066D
03430		#X OVL BARB+AMP	1B059E	1B059E	1B059E	1B059E	1B059E	1B059E	1B059E	1B066E	1B066E	1B066E	1B066E	1B066E
03440		#X OVL BARB+QUA	1B059F	1B059F	1B059F	1B059F	1B059F	1B059F	1B059F	1B066F	1B066F	1B066F	1B066F	1B066F
03840	76	#X OVL TRQL+ALC	1B069A	1B069A	1B069A	1B069A	1B069A	1B069A	1B069A	1B076A	1B076A	1B076A	1B076A	1B076A
03850	76	#X OVL TRQL+MJ	1B069B	1B069B	1B069B	1B069B	1B069B	1B069B	1B069B	1B076B	1B076B	1B076B	1B076B	1B076B
03860	77	#X OVL TRQL+LSD	1B069C	1B069C	1B069C	1B069C	1B069C	1B069C	1B069C	1B076C	1B076C	1B076C	1B076C	1B076C
03870	77	#X OVL TRQL+PSY	1B069D	1B069D	1B069D	1B069D	1B069D	1B069D	1B069D	1B076D	1B076D	1B076D	1B076D	1B076D
03880	77	#X OVL TRQL+AMP	1B069E	1B069E	1B069E	1B069E	1B069E	1B069E	1B069E	1B076E	1B076E	1B076E	1B076E	1B076E
03890	77	#X OVL TRQL+QUA	1B069F	1B069F	1B069F	1B069F	1B069F	1B069F	1B069F	1B076F	1B076F	1B076F	1B076F	1B076F
03900	77	#X OVL TRQL+BRB	1B069G	1B069G	1B069G	1B069G	1B069G	1B069G	1B069G	1B076G	1B076G	1B076G	1B076G	1B076G
04290	81	#X OVL COKE+ALC	1B078A	1B078A	1B078A	1B078A	1B078A	1B078A	1B078A	1B085A	1B085A	1B085A	1B085A	1B087A
04300	81	#X OVL COKE+MJ	1B078B	1B078B	1B078B	1B078B	1B078B	1B078B	1B078B	1B085B	1B085B	1B085B	1B085B	1B087B

Item Ref. No.	QUESTIONNAIRE LOCATION BY YEAR (FORM, SECTION, AND QUESTION NUMBER)																
	1988	1989	1990	1991	1992	1993	1994	1995	1996	1997	1998	1999	2000	2001	2002	2003	2004

A01g: DRUGS. Incidence of first use (continued)

05576	3E100	3E100	3E100*	3E100	3E100	3E100	3E100	3E100	3E100	3E100	3E090	3E100	3E100	3E100	3E100	3E100	3E100
05576		6D05C	6D05C*	6D07C	6D07C	6D07C	6D07C	6D07C	6D07C	6D07C	6D15C	6D15C	6D16C	6D16C	6D16C	6D16C	6D16C
05580	1B106B	1B106B	1B100B*	1B100B	1B100B	1B100B	1B100B	1B100B	1B100B	1B100B	1B100B	1B100B	1B100B	1B100B	1B100B	1B100B	1B100B
05580	3E10B	3E10B	3E10B*	3E10B	3E10B	3E10B	3E10B	3E10B	3E10B	3E10B	3E09B	3E10B	3E10B	3E10B	3E10B	3E10B	3E10B
05580		6D05D	6D05D*	6D07D	6D07D	6D07D	6D07D	6D07D	6D07D	6D07D							
05585	1B106N	1B106N	1B100N*	1B100N	1B100N	1B100N	1B100N	1B100N	1B100N	1B100N	1B100N	1B100N	1B100N	1B100N	1B100N	1B100N	1B100N
05585	3E10P	3E10P	3E10P*	3E10P	3E10P	3E10P	3E10P	3E10P	3E10P	3E10P	3E09P	3E10P	3E10P	3E10P	3E10P	3E10P	3E10P
05585		6D05E	6D05E*	6D07E	6D07E	6D07E	6D07E	6D07E	6D07E	6D07E							
05590	1B106C	1B106C	1B100C*	1B100C	1B100C	1B100C	1B100C	1B100C	1B100C	1B100C	1B100C	1B100C	1B100C	1B100C	1B100C	1B100C	1B100C
05590	3E10C	3E10C	3E10C*	3E10C	3E10C	3E10C	3E10C	3E10C	3E10C	3E10C	3E09C	3E10C	3E10C	3E10C	3E10C	3E10C	3E10C
05590		6D05F	6D05F*	6D07F	6D07F	6D07F	6D07F	6D07F	6D07F	6D07F							
05600	1B106D	1B106D	1B100D*	1B100D	1B100D	1B100D	1B100D	1B100D	1B100D	1B100D	1B100D	1B100D	1B100D	1B100D	1B100D	1B100D	1B100D
05600	3E10D	3E10D	3E10D*	3E10D	3E10D	3E10D	3E10D	3E10D	3E10D	3E10D	3E09D	3E10D	3E10D	3E10D	3E10D	3E10D	3E10D
05600		6D05G	6D05G*	6D07G	6D07G	6D07G	6D07G	6D07G	6D07G	6D07G							
05610	1B106E	1B106E	1B100E*	1B100E	1B100E	1B100E	1B100E	1B100E	1B100E	1B100E	1B100E	1B100E	1B100E	1B100E*	1B100E	1B100E	1B100E
05610	3E10E	3E10E	3E10E*	3E10E	3E10E	3E10E	3E10E	3E10E	3E10E	3E10E	3E09E	3E10E	3E10E	3E10E	3E10E	3E10E	3E10E
05610		6D05H	6D05H*	6D07H	6D07H	6D07H	6D07H	6D07H	6D07H	6D07H							
05620	1B106F	1B106F	1B100F*	1B100F	1B100F	1B100F	1B100F	1B100F	1B100F	1B100F	1B100F	1B100F	1B100F	1B100F	1B100F	1B100F	1B100F
05620	3E10F	3E10F	3E10F*	3E10F	3E10F	3E10F	3E10F	3E10F	3E10F	3E10F	3E09F	3E10F	3E10F	3E10F	3E10F	3E10F	3E10F
05620		6D05I	6D05I*	6D07I	6D07I	6D07I	6D07I	6D07I	6D07I	6D07I							
05630	1B106G	1B106G	1B100G*	1B100G	1B100G	1B100G	1B100G	1B100G	1B100G	1B100G	1B100G	1B100G	1B100G	1B100G	1B100G	1B100G	1B100G
05630	3E10G	3E10G	3E10G*	3E10G	3E10G	3E10G	3E10G	3E10G	3E10G	3E10G	3E09G	3E10G	3E10G	3E10G	3E10G	3E10G	3E10G
05630		6D05J	6D05J*	6D07J	6D07J	6D07J	6D07J	6D07J	6D07J	6D07J							
05640	1B106H	1B106H	1B100H*	1B100H	1B100H	1B100H	1B100H	1B100H	1B100H	1B100H	1B100H	1B100H	1B100H	1B100H	1B100H	1B100H	1B100H
05640	3E10H	3E10H	3E10H*	3E10H	3E10H	3E10H	3E10H	3E10H	3E10H	3E10H	3E09H	3E10H	3E10H	3E10H	3E10H	3E10H	3E10H
05640		6D05K	6D05K*	6D07K	6D07K	6D07K	6D07K	6D07K	6D07K	6D07K							
05645																	3E10H
05650	1B106I	1B106I	1B100I*	1B100I	1B100I	1B100I	1B100I	1B100I	1B100I	1B100I	1B100I	1B100I	1B100I	1B100I	1B100I	1B100I	1B100I
05650	3E10I	3E10I	3E10I*	3E10I	3E10I	3E10I	3E10I	3E10I	3E10I	3E10I	3E09I	3E10I	3E10I	3E10I	3E10I	3E10I	3E10I
05650		6D05L	6D05L*	6D07L	6D07L	6D07L	6D07L	6D07L	6D07L	6D07L							
05660	1B106J	1B106J	1B100J*	1B100J	1B100J	1B100J	1B100J	1B100J	1B100J	1B100J	1B100J	1B100J	1B100J	1B100J	1B100J	1B100J	1B100J
05660	3E10J	3E10J	3E10J*	3E10J	3E10J	3E10J	3E10J	3E10J	3E10J	3E10J	3E09J	3E10J	3E10J	3E10J	3E10J	3E10J	3E10J
05661			1B100Q	1B100Q	1B100Q	1B100Q	1B100Q	1B100Q	1B100Q	1B100Q	1B100Q	1B100Q	1B100Q	1B100Q	1B100Q	1B100Q	1B100Q
05661	2E06A	2E06A	2E06A*	2E08A	2E08A	2E08A	2E08A	2E08A	2E08A	2E08A	2E08A	2E08A	2E08A	2E08A	2E08A	2E08A	2E08A
05661			3E10Q	3E10Q	3E10Q	3E10Q	3E10Q	3E10Q	3E10Q	3E10Q	3E09Q	3E10Q	3E10Q	3E10Q	3E10Q	3E10Q	3E10Q
05661		6D05M	6D05M*	6D07M	6D07M	6D07M	6D07M	6D07M	6D07M	6D07M							
05662	2E06B	2E06B	2E06B*	2E08B	2E08B	2E08B	2E08B	2E08B	2E08B	2E08B	2E08B	2E08B	2E08B	2E08B	2E08B	2E08B	2E08B
05662		6D05N	6D05N*	6D07N	6D07N	6D07N	6D07N	6D07N	6D07N	6D07N							
05670	1B106K	1B106K	1B100K*	1B100K	1B100K	1B100K	1B100K	1B100K	1B100K	1B100K	1B100K	1B100K	1B100K	1B100K	1B100K	1B100K	1B100K
05670	3E10K	3E10K	3E10K*	3E10K	3E10K	3E10K	3E10K	3E10K	3E10K	3E10K	3E09K	3E10K	3E10K	3E10K	3E10K	3E10K	3E10K
05670		6D05O	6D05O*	6D07O	6D07O	6D07O	6D07O	6D07O	6D07O	6D07O							
05680	1B106L	1B106L	1B100L*	1B100L	1B100L	1B100L	1B100L	1B100L	1B100L	1B100L	1B100L	1B100L	1B100L	1B100L	1B100L	1B100L	1B100L
05680	3E10L	3E10L	3E10L*	3E10L	3E10L	3E10L	3E10L	3E10L	3E10L	3E10L	3E09L	3E10L	3E10L	3E10L	3E10L	3E10L	3E10L
05680		6D05P	6D05P*	6D07P	6D07P	6D07P	6D07P	6D07P	6D07P	6D07P							
05685	3E10M	3E10M	3E10M*	3E10M	3E10M	3E10M	3E10M	3E10M	3E10M	3E10M	3E09M	3E10M	3E10M	3E10M	3E10M	3E10M	3E10M
05685		6D05Q	6D05Q*	6D07Q	6D07Q	6D07Q	6D07Q	6D07Q	6D07Q	6D07Q							
05685	2E06C	2E06C	2E06C*	2E08C	2E08C	2E08C	2E08C	2E08C	2E08C	2E08C	2E08C	2E08C	2E08C	2E08C	2E08C	2E08C	2E08C
05687	2E06D	2E06D	2E06D*	2E08D	2E08D	2E08D	2E08D	2E08D	2E08D	2E08D	2E08D	2E08D	2E08D	2E08D	2E08D	2E08D	2E08D
21190	1B029	1B029	1B029	1B029	1B029	1B029	1B029	1B029	1B029	1B029	1B029	1B029	1B029	1B029	1B029	1B029	1B029
23810			2E08F	2E08F	2E08F	2E08F	2E08F	2E08F	2E08F	2E08F	2E08F	2E08F	2E08F	2E08F	2E08F	2E08F	2E08F
23810		6D05R	6D05R*	6D07R	6D07R	6D07R	6D07R	6D07R	6D07R	6D07R							
24430			1B100P	1B100P	1B100P	1B100P	1B100P	1B100P	1B100P	1B100P	1B100P	1B100P	1B100P	1B100P	1B100P	1B100P	1B100P
24430			2E08E	2E08E	2E08E	2E08E	2E08E	2E08E	2E08E	2E08E	2E08E	2E08E	2E08E	2E08E	2E08E	2E08E	2E08E
25680			6D07S	6D07S	6D07S	6D07S	6D07S	6D07S	6D07S	6D07S	6D14	6D14	6D15	6D15	6D15	6D15	6D15

A01h: DRUGS. Use with other drugs

02200	1B021	1B021	1B021	1B021	1B021	1B021	1B021	1B021	1B021	1B021	1B021	1B021	1B021	1B021	1B021	1B021	1B021
02500	1B035A	1B035A	1B035A	1B035A	1B035A	1B035A	1B035A	1B035A	1B035A	1B035A	1B035A	1B035A	1B035A	1B035A	1B035A	1B035A	1B035A
02510	1B035B	1B035B	1B035B	1B035B	1B035B	1B035B	1B035B	1B035B	1B035B	1B035B	1B035B	1B035B	1B035B	1B035B	1B035B	1B035B	1B035B
02900	1B052A	1B052A	1B052A	1B052A	1B052A	1B052A	1B052A	1B052A	1B052A	1B052A	1B052A	1B052A	1B052A	1B052A	1B052A	1B052A	1B052A
02910	1B052B	1B052B	1B052B	1B052B	1B052B	1B052B	1B052B	1B052B	1B052B	1B052B	1B052B	1B052B	1B052B	1B052B	1B052B	1B052B	1B052B
02920	1B052C	1B052C	1B052C	1B052C	1B052C	1B052C	1B052C	1B052C	1B052C	1B052C	1B052C	1B052C	1B052C	1B052C	1B052C	1B052C	1B052C
02930	1B052D	1B052D	1B052D	1B052D	1B052D	1B052D	1B052D	1B052D	1B052D	1B052D	1B052D	1B052D	1B052D	1B052D	1B052D	1B052D	1B052D
03390	1B066A	1B066A															
03400	1B066B	1B066B															
03410	1B066C	1B066C															
03420	1B066D	1B066D															
03430	1B066E	1B066E															
03440	1B066F	1B066F															
03840	1B076A	1B076A	1B067A	1B067A	1B067A	1B067A	1B067A	1B067A	1B067A	1B067A	1B067A	1B067A	1B067A	1B067A	1B067A	1B067A	1B067A
03850	1B076B	1B076B	1B067B	1B067B	1B067B	1B067B	1B067B	1B067B	1B067B	1B067B	1B067B	1B067B	1B067B	1B067B	1B067B	1B067B	1B067B
03860	1B076C	1B076C	1B067C	1B067C	1B067C	1B067C	1B067C	1B067C	1B067C	1B067C	1B067C	1B067C	1B067C	1B067C	1B067C	1B067C	1B067C
03870	1B076D	1B076D	1B067D	1B067D	1B067D	1B067D	1B067D	1B067D	1B067D	1B067D	1B067D	1B067D	1B067D	1B067D	1B067D	1B067D	1B067D
03880	1B076E	1B076E	1B067E	1B067E	1B067E	1B067E	1B067E	1B067E	1B067E	1B067E	1B067E	1B067E	1B067E	1B067E	1B067E	1B067E	1B067E
03890	1B076F	1B076F	1B067F	1B067F	1B067F	1B067F	1B067F	1B067F	1B067F	1B067F	1B067F	1B067F	1B067F	1B067F	1B067F	1B067F	1B067F
03900	1B076G	1B076G	1B067G	1B067G	1B067G	1B067G	1B067G	1B067G	1B067G	1B067G	1B067G	1B067G	1B067G	1B067G	1B067G	1B067G	1B067G
04290	1B087A	1B087A	1B078A	1B078A	1B078A	1B078A	1B078A	1B078A	1B078A	1B078A	1B078A	1B078A	1B078A	1B078A	1B078A	1B078A	1B078A
04300	1B087B	1B087B	1B078B	1B078B	1B078B	1B078B	1B078B	1B078B	1B078B	1B078B	1B078B	1B078B	1B078B	1B078B	1B078B	1B078B	1B078B



Item Ref. No.	Page Loc. in Vol.	ITEM DESCRIPTION (ABBREVIATED)	QUESTIONNAIRE LOCATION BY YEAR (FORM, SECTION, AND QUESTION NUMBER)											
			1976	1977	1978	1979	1980	1981	1982	1983	1984	1985	1986	1987

A01h: DRUGS. Use with other drugs (continued)

04310	81	#X OVL COKE+LSD	1B078C	1B078C	1B078C	1B078C	1B078C	1B078C	1B078C	1B085C	1B085C	1B085C	1B085C	1B085C	1B087C
04320	81	#X OVL COKE+PSY	1B078D	1B078D	1B078D	1B078D	1B078D	1B078D	1B078D	1B085D	1B085D	1B085D	1B085D	1B085D	1B087D
04330	81	#X OVL COKE+AMP	1B078E	1B078E	1B078E	1B078E	1B078E	1B078E	1B078E	1B085E	1B085E	1B085E	1B085E	1B085E	1B087E
04340	82	#X OVL COKE+QUA	1B078F	1B078F	1B078F	1B078F	1B078F	1B078F	1B078F	1B085F	1B085F	1B085F	1B085F	1B085F	1B087F
04350	82	#X OVL COKE+BRB	1B078G	1B078G	1B078G	1B078G	1B078G	1B078G	1B078G	1B085G	1B085G	1B085G	1B085G	1B085G	1B087G
04360	82	#X OVL COKE+TRN	1B078H	1B078H	1B078H	1B078H	1B078H	1B078H	1B078H	1B085H	1B085H	1B085H	1B085H	1B085H	1B087H
04710		#X OVL HER+ALC	1B087A	1B087A	1B087A	1B087A	1B087A	1B087A	1B087A						
04720		#X OVL HER+MJ	1B087B	1B087B	1B087B	1B087B	1B087B	1B087B	1B087B						
04730		#X OVL HER+LSD	1B087C	1B087C	1B087C	1B087C	1B087C	1B087C	1B087C						
04740		#X OVL HER+PSY	1B087D	1B087D	1B087D	1B087D	1B087D	1B087D	1B087D						
04750		#X OVL HER+AMP	1B087E	1B087E	1B087E	1B087E	1B087E	1B087E	1B087E						
04760		#X OVL HER+QUA	1B087F	1B087F	1B087F	1B087F	1B087F	1B087F	1B087F						
04770		#X OVL HER+BRB	1B087G	1B087G	1B087G	1B087G	1B087G	1B087G	1B087G						
04780		#X OVL HER+TRN	1B087H	1B087H	1B087H	1B087H	1B087H	1B087H	1B087H						
04790		#X OVL HER+COK	1B087I	1B087I	1B087I	1B087I	1B087I	1B087I	1B087I						
05130	86	#X OVL NARC+ALC	1B097A	1B097A	1B097A	1B097A	1B097A	1B097A	1B097A	1B096A	1B096A	1B096A	1B096A	1B096A	1B096A
05140	86	#X OVL NARC+MJ	1B097B	1B097B	1B097B	1B097B	1B097B	1B097B	1B097B	1B096B	1B096B	1B096B	1B096B	1B096B	1B096B
05150	86	#X OVL NARC+LSD	1B097C	1B097C	1B097C	1B097C	1B097C	1B097C	1B097C	1B096C	1B096C	1B096C	1B096C	1B096C	1B096C
05160	86	#X OVL NARC+PSY	1B097D	1B097D	1B097D	1B097D	1B097D	1B097D	1B097D	1B096D	1B096D	1B096D	1B096D	1B096D	1B096D
05170	86	#X OVL NARC+AMP	1B097E	1B097E	1B097E	1B097E	1B097E	1B097E	1B097E	1B096E	1B096E	1B096E	1B096E	1B096E	1B096E
05180	86	#X OVL NARC+QUA	1B097F	1B097F	1B097F	1B097F	1B097F	1B097F	1B097F	1B096F	1B096F	1B096F	1B096F	1B096F	1B096F
05190	87	#X OVL NARC+BRB	1B097G	1B097G	1B097G	1B097G	1B097G	1B097G	1B097G	1B096G	1B096G	1B096G	1B096G	1B096G	1B096G
05200	87	#X OVL NARC+TRN	1B097H	1B097H	1B097H	1B097H	1B097H	1B097H	1B097H	1B096H	1B096H	1B096H	1B096H	1B096H	1B096H
05210	87	#X OVL NARC+COK	1B097I	1B097I	1B097I	1B097I	1B097I	1B097I	1B097I	1B096I	1B096I	1B096I	1B096I	1B096I	1B096I
05220	87	#X OVL NARC+HER	1B097J	1B097J	1B097J	1B097J	1B097J	1B097J	1B097J	1B096J	1B096J	1B096J	1B096J	1B096J	1B096J

A01i: DRUGS. Tried to stop

01690	52	*TRY STP SMK&FL	1B004	1B004	1B004	1B004	1B004	1B004	1B004	1B004	1B004	1B004	1B004	1B004	1B005A
01690	236	*TRY STP SMK&FL													1B005B
01691	52	#X TRY STOP SMK													
01691	237	#X TRY STOP SMK													
01700	52	*WNT STP SMK NW	1B005	1B005	1B005	1B005	1B005	1B005	1B005	1B005	1B005	1B005	1B005	1B005	1B005C
01700	237	*WNT STP SMK NW													
02020	57	*TRY STP ALC&FL	1B016	1B016	1B016	1B016	1B016	1B016	1B016	1B016	1B016	1B016	1B016	1B015	1B015
02380	62	*TRY STP MJ &FL	1B027	1B027	1B027	1B027	1B027	1B027	1B027	1B027	1B027	1B027	1B027	1B027	1B027
02680	65	*TRY STP LSD&FL	1B036	1B036	1B036	1B036	1B036	1B036	1B040	1B040	1B040	1B040	1B040	1B040	1B040
03240	72	*TRY STP AMP&FL	1B051	1B051	1B051	1B051	1B051	1B051	1B058	1B058	1B058	1B058	1B058	1B058	1B058
03710		TRY STP BARB&FL	1B064	1B064	1B064	1B064	1B064	1B064	1B071	1B071	1B071	1B071	1B071	1B071	1B071
04170	78	*TRY STP TRQ&FL	1B074	1B074	1B074	1B074	1B074	1B074	1B081	1B081	1B081	1B081	1B081	1B081	1B081
04540	83	*TRY STP COK&FL	1B082	1B082	1B082	1B082	1B082	1B082	1B089	1B089	1B089	1B089	1B089	1B089	1B089C
04950		TRY STP HER& FL	1B091	1B091	1B091	1B091	1B091	1B091	1B091	1B091	1B091	1B091	1B091	1B091	1B091
05500	88	TRY STP NARC&FL	1B102	1B102	1B102	1B102	1B102	1B102	1B101	1B101	1B101	1B101	1B101	1B101	1B101
08910	151	12MO REDUCE ALCL	3D03A	3D03A	3D03A	3D03A	3D03A	3D03A	3D03A	3D03A	3D03A	3D03A	3D03A	3D03A	3D03A
08920	151	12MO REDUCE CIG	3D03B	3D03B	3D03B	3D03B	3D03B	3D03B	3D03B	3D03B	3D03B	3D03B	3D03B	3D03B	3D03B
08930	151	12MO REDUCE MARJ	3D03C	3D03C	3D03C	3D03C	3D03C	3D03C	3D03C	3D03C	3D03C	3D03C	3D03C	3D03C	3D03C
08940	152	12MO REDUCE PSYC	3D03D	3D03D	3D03D	3D03D	3D03D	3D03D	3D03D	3D03D	3D03D	3D03D	3D03D	3D03D	3D03D
08950	152	12MO REDUCE AMPH	3D03E	3D03E	3D03E	3D03E	3D03E	3D03E	3D03E	3D03E	3D03E	3D03E	3D03E	3D03E	3D03E
08960		12MO REDUCE QUAL	3D03F	3D03F	3D03F	3D03F	3D03F	3D03F	3D03G	3D03G	3D03G	3D03G	3D03G	3D03G	3D03G
08970		12MO REDUCE B+Q	3D03G	3D03G	3D03G	3D03G	3D03G	3D03G	3D03G	3D03G	3D03G	3D03G	3D03G	3D03G	3D03G
08975	152	12MO REDUCE SD/B													
08980	152	12MO REDUCE COKE	3D03H	3D03H	3D03H	3D03H	3D03H	3D03H	3D03H	3D03H	3D03H	3D03H	3D03H	3D03H	3D03H
08990	152	12MO REDUCE HRN	3D03I	3D03I	3D03I	3D03I	3D03I	3D03I	3D03I	3D03I	3D03I	3D03I	3D03I	3D03I	3D03I
09000	152	12MO REDUCE NARC	3D03J	3D03J	3D03J	3D03J	3D03J	3D03J	3D03J	3D03J	3D03J	3D03J	3D03J	3D03J	3D03J
09005	152	12MO REDUCE TRQL				3D03F	3D03F	3D03F	3D03F	3D03F	3D03F	3D03F	3D03F	3D03F	3D03F

A01j: DRUGS. Use on doctor's orders?

02790	69	DR TOLD TK AMPH	1B042	1B042	1B042	1B042	1B042	1B042	1B049	1B049	1B049	1B049	1B049	1B049	1B049
03280	73	DR TOLD TK BARB	1B056	1B056	1B056	1B056	1B056	1B056	1B063	1B063	1B063	1B063	1B063	1B063	1B063
03730	74	DR TOLD TK TRNQ	1B066	1B066	1B066	1B066	1B066	1B066	1B073	1B073	1B073	1B073	1B073	1B073	1B073
05020	84	DR TOLD TK NARC	1B094	1B094	1B094	1B094	1B094	1B094	1B093	1B093	1B093	1B093	1B093	1B093	1B093

A01k: DRUGS. Bad trip?

02670	65	1+ BAD TRIP LSD	1B035	1B035	1B035	1B035	1B035	1B035	1B039	1B039	1B039	1B039	1B039	1B039	1B039
-------	----	-----------------	-------	-------	-------	-------	-------	-------	-------	-------	-------	-------	-------	-------	-------

A01l: DRUGS. Kinds of drugs

02720	66	TKN YR,MESCALIN	1B041A	1B041A	1B041A	1B041A	1B041A	1B041A	1B045A	1B045A	1B045A	1B045A	1B045A	1B045A	1B045A
02730	66	TKN YR,PEYOTE	1B041B	1B041B	1B041B	1B041B	1B041B	1B041B	1B045B	1B045B	1B045B	1B045B	1B045B	1B045B	1B045B
02740	66	TKN YR,PSILOCYB	1B041C	1B041C	1B041C	1B041C	1B041C	1B041C	1B045C	1B045C	1B045C	1B045C	1B045C	1B045C	1B045C
02750	66	TKN YR,PCP	1B041D	1B041D	1B041D	1B041D	1B041D	1B041D	1B045D	1B045D	1B045D	1B045D	1B045D	1B045D	1B045D
02760	66	TKN YR,CNCT THC	1B041E	1B041E	1B041E	1B041E	1B041E	1B041E	1B045E	1B045E	1B045E	1B045E	1B045E	1B045E	1B045E
02770	66	TKN YR,OTH PSYD	1B041F	1B041F	1B041F	1B041F	1B041F	1B041F	1B045F	1B045F	1B045F	1B045F	1B045F	1B045F	1B045F
02780	66	TKN YR,DK NAME	1B041G	1B041G	1B041G	1B041G	1B041G	1B041G	1B045G	1B045G	1B045G	1B045G	1B045G	1B045G	1B045G
03120	72	TKN YR,BENZDRIN	1B049A	1B049A	1B049A	1B049A	1B049A	1B049A	1B056A	1B056A	1B056A	1B056A	1B056A	1B056A	1B056A
03130	72	TKN YR,DEXEDRIN	1B049B	1B049B	1B049B	1B049B	1B049B	1B049B	1B056B	1B056B	1B056B	1B056B	1B056B	1B056B	1B056B
03140	72	TKN YR,METHDRIN	1B049C	1B049C	1B049C	1B049C	1B049C	1B049C	1B056C	1B056C	1B056C	1B056C	1B056C	1B056C	1B056C

A01h: DRUGS. Use with other drugs (continued)

A01j: DRUGS. Tried to stop

A01j: DRUGS. Use on doctor's orders?

A01k: DRUGS. Bad trip?

A01I: DRUGS. Kinds of drugs

*=item text changed from previous year

A01I: DRUGS. Kinds of drugs (continued)

A01m: DRUGS. Cost

A02a: DRUGS, Friends' use

[illegible]

Item Ref. No.	QUESTIONNAIRE LOCATION BY YEAR (FORM, SECTION, AND QUESTION NUMBER)																
	1988	1989	1990	1991	1992	1993	1994	1995	1996	1997	1998	1999	2000	2001	2002	2003	2004

A01I: DRUGS. Kinds of drugs (continued)

03150	1B056D	1B056D	1B056D	1B056D	1B056D	1B056D	1B056D	1B056D	1B056D	1B056D	1B056D	1B056D	1B056D	1B056D	1B056D	1B056D	1B056D
03160	1B056E	1B056E	1B056E	1B056E	1B056E	1B056E	1B056E	1B056E	1B056E	1B056E	1B056E	1B056E	1B056E	1B056E	1B056E	1B056E	1B056E
03170	1B056F	1B056F	1B056F	1B056F	1B056F	1B056F	1B056F	1B056F	1B056F	1B056F	1B056F	1B056F	1B056F	1B056F	1B056F	1B056F	1B056F
03180	1B056G	1B056G	1B056G	1B056G	1B056G	1B056G	1B056G	1B056G	1B056G	1B056G	1B056G	1B056G	1B056G	1B056G	1B056G	1B056G	1B056G
03185		1B056H	1B056H	1B056H	1B056H	1B056H	1B056H	1B056H	1B056H	1B056H	1B056H	1B056H	1B056H	1B056H	1B056H	1B056H	1B056H
03190	1B056H	1B056I	1B056I	1B056I	1B056I	1B056I	1B056I	1B056I	1B056I	1B056I	1B056I	1B056I	1B056I	1B056I	1B056I	1B056I	1B056I
03200	1B056I	1B056J	1B056J	1B056J	1B056J	1B056J	1B056J	1B056J	1B056J	1B056J	1B056J	1B056J	1B056J	1B056J	1B056J	1B056J	1B056J
03610	1B070A	1B070A															
03620	1B070B	1B070B															
03630	1B070C	1B070C															
03640	1B070D	1B070D															
03650	1B070E	1B070E															
03660	1B070F	1B070F															
03670	1B070G	1B070G															
03680	1B070H	1B070H															
03690	1B070I	1B070I															
03700	1B070J	1B070J															
04070	1B080A	1B080A	1B071A	1B071A	1B071A	1B071A	1B071A	1B071A	1B071A	1B071A	1B071A	1B071A	1B071A	1B071A	1B071A	1B071A	1B071A
04080	1B080B	1B080B	1B071B	1B071B	1B071B	1B071B	1B071B	1B071B	1B071B	1B071B	1B071B	1B071B	1B071B	1B071B	1B071B	1B071B	1B071B
04090	1B080C	1B080C	1B071C	1B071C	1B071C	1B071C	1B071C	1B071C	1B071C	1B071C	1B071C	1B071C	1B071C	1B071C	1B071C	1B071C	1B071C
04095														1B071C	1B071C	1B071C	1B071C
04100	1B080D	1B080D	1B071D	1B071D	1B071D	1B071D	1B071D	1B071D	1B071D	1B071D	1B071D	1B071D	1B071D	1B071D	1B071D	1B071D	1B071D
04110	1B080E	1B080E	1B071E	1B071E	1B071E	1B071E	1B071E	1B071E	1B071E	1B071E	1B071E	1B071E	1B071E	1B071E	1B071E	1B071E	1B071E
04120	1B080F	1B080F	1B071F	1B071F	1B071F	1B071F	1B071F	1B071F	1B071F	1B071F	1B071F	1B071F	1B071F	1B071F	1B071F	1B071F	1B071F
04130	1B080G	1B080G	1B071G	1B071G	1B071G	1B071G	1B071G	1B071G	1B071G	1B071G	1B071G	1B071G	1B071G	1B071G	1B071G	1B071G	1B071G
04140	1B080H	1B080H	1B071H	1B071H	1B071H	1B071H	1B071H	1B071H	1B071H	1B071H	1B071H	1B071H	1B071H	1B071H	1B071H	1B071H	1B071H
04150	1B080I	1B080I	1B071I	1B071I	1B071I	1B071I	1B071I	1B071I	1B071I	1B071I	1B071I	1B071I	1B071I	1B071I	1B071I	1B071I	1B071I
04155														1B071J	1B071J	1B071J	1B071J
04160	1B080J	1B080J	1B071J	1B071J	1B071J	1B071J	1B071J	1B071J	1B071J	1B071J	1B071J	1B071J	1B071J	1B071J	1B071K	1B071K	1B071K
04531	1B90Aa	1B90Aa	1B083A	1B083A	1B083A	1B083A	1B083A	1B083A	1B083A	1B083A	1B083A	1B083A	1B083A	1B083A	1B083A	1B083A	1B083A
04532	1B90Ac	1B90Ac	1B083C	1B083C	1B083C	1B083C	1B083C	1B083C	1B083C	1B083C	1B083C	1B083C	1B083C	1B083C	1B083C	1B083C	1B083C
04533	1B90Ad	1B90Ad	1B083D	1B083D	1B083D	1B083D	1B083D	1B083D	1B083D	1B083D	1B083D	1B083D	1B083D	1B083D	1B083D	1B083D	1B083D
04534	1B90Ab	1B90Ab	1B083B	1B083B	1B083B	1B083B	1B083B	1B083B	1B083B	1B083B	1B083B	1B083B	1B083B	1B083B	1B083B	1B083B	1B083B
05400	1B100A	1B100A	1B094A	1B094A	1B094A	1B094A	1B094A	1B094A	1B094A	1B094A	1B094A	1B094A	1B094A	1B094A	1B094A	1B094A	1B094A
05410	1B100B	1B100B	1B094B	1B094B	1B094B	1B094B	1B094B	1B094B	1B094B	1B094B	1B094B	1B094B	1B094B	1B094B	1B094B	1B094B	1B094B
05420	1B100C	1B100C	1B094C	1B094C	1B094C	1B094C	1B094C	1B094C	1B094C	1B094C	1B094C	1B094C	1B094C	1B094C	1B094C	1B094C	1B094C
05430	1B100D	1B100D	1B094D	1B094D	1B094D	1B094D	1B094D	1B094D	1B094D	1B094D	1B094D	1B094D	1B094D	1B094D	1B094D	1B094D	1B094D
05440	1B100E	1B100E	1B094E	1B094E	1B094E	1B094E	1B094E	1B094E	1B094E	1B094E	1B094E	1B094E	1B094E	1B094E	1B094E	1B094E	1B094E
05445															1B094F	1B094F	1B094F
05450	1B100F	1B100F	1B094F	1B094F	1B094F	1B094F	1B094F	1B094F	1B094F	1B094F	1B094F	1B094F	1B094F	1B094F	1B094F	1B094F	1B094F
05455															1B094G	1B094G	1B094G
05460	1B100G	1B100G	1B094G	1B094G	1B094G	1B094G	1B094G	1B094G	1B094G	1B094G	1B094G	1B094G	1B094G	1B094G	1B094H	1B094H	1B094H
05465															1B094H	1B094H	1B094H
05470	1B100H	1B100H	1B094H	1B094H	1B094H	1B094H	1B094H	1B094H	1B094H	1B094H	1B094H	1B094H	1B094H	1B094H	1B094H	1B094H	1B094H
05475															1B094I	1B094I	1B094I
05478															1B094J	1B094J	1B094J
05480	1B100I	1B100I	1B094I	1B094I	1B094I	1B094I	1B094I	1B094I	1B094I	1B094I	1B094I	1B094I	1B094I	1B094I	1B094K	1B094K	1B094K
05490	1B100J	1B100J	1B094J	1B094J	1B094J	1B094J	1B094J	1B094J	1B094J	1B094J	1B094J	1B094J	1B094J	1B094J	1B094L	1B094L	1B094L
30060																	
30065																	
30065																	
30065																	
30090																	

A01m: DRUGS. Cost

20506													4D19	4D19	4D19	4D19	4D19	4D19
-------	--	--	--	--	--	--	--	--	--	--	--	--	------	------	------	------	------	------

A02a: DRUGS. Friends' use

07070	2D06A	2D06A	1B101A	1B101A	1B101A	1B101A	1B101A	1B101A	1B101A	1B101A	1B101A	1B101A	1B101A	1B101A	1B101A	1B101A	1B101A	
07070			2D05A	2D05A	2D07A	2D07A	2D07A	2D07A	2D07A	2D07A	2D07A	2D07A	2D07A	2D07A	2D07A	2D07A	2D07A	
07070			3E01A	3E01A	3E01A	3E01A	3E01A	3E01A	3E01A	3E01A	3E01A	3E01A	3E01A	3E01A	3E01A	3E01A	3E01A	
07070			6D13A	6D11A	6D11A	6D11A	6D11A	6D11A	6D11A	6D11A	6D11A	6D11A	6D11A	6D11A	6D11A	6D11A	6D11A	6D11A
07080			1B101B	1B101B	1B101B	1B101B	1B101B	1B101B	1B101B	1B101B	1B101B	1B101B	1B101B	1B101B	1B101B	1B101B	1B101B	
07080	2D06B	2D06B	2D05B	2D05B	2D07B	2D07B	2D07B	2D07B	2D07B	2D07B	2D07B	2D07B	2D07B	2D07B	2D07B	2D07B	2D07B	
07080			3E01B	3E01B	3E01B	3E01B	3E01B	3E01B	3E01B	3E01B	3E01B	3E01B	3E01B	3E01B	3E01B	3E01B	3E01B	
07080			6D13B	6D13B	6D11B	6D11B	6D11B	6D11B	6D11B	6D11B	6D11B	6D11B	6D11B	6D11B	6D11B	6D11B	6D11B	6D11B
07090			2D06C	2D05C	2D05C	2D07C	2D07C	2D07C	2D07C	2D07C	2D07C	2D07C	2D07C	2D07C	2D07C	2D07C	2D07C	2D07C
07090			6D13C	6D13C	6D11C	6D11C	6D11C	6D11C	6D11C	6D11C	6D11C	6D11C	6D11C	6D11C	6D11C	6D11C	6D11C	
07100	2D06D	2D06D	2D05D	2D05D	2D07D	2D07D	2D07D	2D07D	2D07D	2D07D	2D07D	2D07D	2D07D	2D07D	2D07D	2D07D	2D07D	
07100			6D13E	6D13E	6D11E	6D11E	6D11E	6D11E	6D11E	6D11E	6D11E	6D11E	6D11E	6D11E	6D11E	6D11E	6D11E	
07110			2D06E	2D05E	2D05E	2D07E	2D07E	2D07E	2D07E	2D07E	2D07E	2D07E	2D07E	2D07E	2D07E	2D07E	2D07E	2D07E
07110			6D13F	6D13F	6D11F	6D11F	6D11F	6D11F	6D11F	6D11F	6D11F	6D11F	6D11F	6D11F	6D11F	6D11F	6D11F	6D11F
07120	2D06F	2D06F	2D05F	2D05F	2D07F	2D07F	2D07F	2D07F	2D07F	2D07F	2D07F	2D07F	2D07F	2D07F	2D07F	2D07F	2D07F	
07120	2D06G	6D13G																
07130		2D06G	2D05G	2D05G	2D07G	2D07G	2D07G	2D07G	2D07G	2D07G	2D07G	2D07G	2D07G	2D07G	2D07G	2D07G		
07130		6D13H	6D13G	6D11G	6D11G	6D11G	6D11G	6D11G	6D11G	6D11G								
07135																		2D07G

A02a: DRUGS. Friends' use (continued)

A02b: DRUGS. Exposure to users

A02c: DRUGS, Exposure through the media

A03a: DRUGS. Availability

[illegible]

Item Ref. No.	QUESTIONNAIRE LOCATION BY YEAR (FORM, SECTION, AND QUESTION NUMBER)																
	1988	1989	1990	1991	1992	1993	1994	1995	1996	1997	1998	1999	2000	2001	2002	2003	2004

A02a: DRUGS. Friends' use (continued)

07140	2D06H	2D06H	2D05H	2D05H	2D07H	2D07H	2D07H	2D07H	2D07H	2D07H	2D07H	2D07H	2D07H	2D07H	2D07H	2D07H	2D07H
07140		6D13I	6D13H	6D11H	6D11H	6D11H	6D11H	6D11H	6D11H	6D11H	6D11H	6D11H	6D11H	6D11H	6D11H	6D11H	6D11H
07150	2D06I	2D06I	2D05I	2D05I	2D07I	2D07I	2D07I	2D07I	2D07I	2D07I	2D07I	2D07I	2D07I	2D07I	2D07I	2D07I	2D07I
07151			1B101C	1B101C	1B101C	1B101C	1B101C	1B101C	1B101C	1B101C	1B101C	1B101C	1B101C	1B101C	1B101C	1B101C	1B101C
07151	2E01A	2E01A	2E01A	2E01A	2E01A	2E01A	2E01A	2E01A	2E01A	2E01A	2E01A	2E01A	2E01A	2E01A	2E01A	2E01A	2E01A
07151			3E01C	3E01C	3E01C	3E01C	3E01C	3E01C	3E01C	3E01C	3E01C	3E01C	3E01C	3E01C	3E01C	3E01C	3E01C
07151		6D13J	6D13I	6D11I	6D11I	6D11I	6D11I	6D11I	6D11I	6D11I	6D11I	6D11I	6D11I	6D11I	6D11I	6D11I	6D11I
07160	2D06J	2D06J	2D05J	2D05J	2D07J	2D07J	2D07J	2D07J	2D07J	2D07J	2D07J	2D07J	2D07J	2D07J	2D07J	2D07J	2D07J
07160		6D13L	6D13K	6D11K	6D11K	6D11K	6D11K	6D11K	6D11K	6D11K	6D11K	6D11K	6D11K	6D11K	6D11K	6D11K	6D11K
07170	2D06K	2D06K	2D05K	2D05K	2D07K	2D07K	2D07K	2D07K	2D07K	2D07K	2D07K	2D07K	2D07K	2D07K	2D07K	2D07K	2D07K
07170		6D13M	6D13L	6D11L	6D11L	6D11L	6D11L	6D11L	6D11L	6D11L	6D11L	6D11L	6D11L	6D11L	6D11L	6D11L	6D11L
07180	2D06L	2D06L	2D05L	2D05L	2D07L	2D07L	2D07L	2D07L	2D07L	2D07L	2D07L	2D07L	2D07L	2D07L	2D07L	2D07L	2D07L
07180		6D13N	6D13M	6D11M	6D11M	6D11M	6D11M	6D11M	6D11M	6D11M	6D11M	6D11M	6D11M	6D11M	6D11M	6D11M	6D11M
07190			1B101E	1B101E	1B101E	1B101E	1B101E	1B101E	1B101E	1B101E	1B101E	1B101E	1B101E	1B101E	1B101E	1B101E	1B101E
07190	2D06M	2D06M	2D05M	2D05M	2D07M	2D07M	2D07M	2D07M	2D07M	2D07M	2D07M	2D07M	2D07M	2D07M	2D07M	2D07M	2D07M
07190			3E01E	3E01E	3E01E	3E01E	3E01E	3E01E	3E01E	3E01E	3E01E	3E01E	3E01E	3E01E	3E01E	3E01E	3E01E
07190		6D13P	6D13Q	6D11Q	6D11Q	6D11Q	6D11Q	6D11Q	6D11Q	6D11Q	6D11Q	6D11Q	6D11Q	6D11Q	6D11Q	6D11Q	6D11Q
07200	2D06N	2D06N	1B101F	1B101F	1B101F	1B101F	1B101F	1B101F	1B101F	1B101F	1B101F	1B101F	1B101F	1B101F	1B101F	1B101F	1B101F
07200			2D05N	2D05N	2D07N	2D07N	2D07N	2D07N	2D07N	2D07N	2D07N	2D07N	2D07N	2D07N	2D07N	2D07N	2D07N
07200			3E01F	3E01F	3E01F	3E01F	3E01F	3E01F	3E01F	3E01F	3E01F	3E01F	3E01F	3E01F	3E01F	3E01F	3E01F
07200		6D13Q	6D13R	6D11R	6D11R	6D11R	6D11R	6D11R	6D11R	6D11R	6D11R	6D11R	6D11R	6D11R	6D11R	6D11R	6D11R
07201	2E01B		2E01B	2E01B	2E01B	2E01B	2E01B	2E01B	2E01B	2E01B	2E01B	2E01B	2E01B	2E01B	2E01B	2E01B	2E01B*
07201		6D13D	6D13D	6D11D	6D11D	6D11D	6D11D	6D11D	6D11D	6D11D	6D11D	6D11D	6D11D	6D11D	6D11D	6D11D	6D11D
07202	2E01C	2E01C	2E01C	2E01C	2E01C	2E01C	2E01C	2E01C	2E01C	2E01C	2E01C	2E01C	2E01C	2E01C	2E01C	2E01C	2E01C
07202		6D13O															
23020			6D13N	6D11N	6D11N	6D11N	6D11N	6D11N	6D11N	6D11N	6D11N	6D11N	6D11N	6D11N	6D11N	6D11N	6D11N
23030			6D13P	6D11P	6D11P	6D11P	6D11P	6D11P	6D11P	6D11P	6D11P	6D11P	6D11P	6D11P	6D11P	6D11P	6D11P
23990			1B101D	1B101D	1B101D	1B101D	1B101D	1B101D	1B101D	1B101D	1B101D	1B101D	1B101D	1B101D	1B101D	1B101D	1B101D
23990			3E01D	3E01D	3E01D	3E01D	3E01D	3E01D	3E01D	3E01D	3E01D	3E01D	3E01D	3E01D	3E01D	3E01D	3E01D
23990		6D13K	6D13J	6D11J	6D11J	6D11J	6D11J	6D11J	6D11J	6D11J	6D11J	6D11J	6D11J	6D11J	6D11J	6D11J	6D11J
24500			6D13O	6D11O	6D11O	6D11O	6D11O	6D11O	6D11O	6D11O	6D11O	6D11O	6D11O	6D11O	6D11O	6D11O	6D11O

A02b: DRUGS. Exposure to users

08750																	
08760																	
08770																	
08780																	
08790																	
08800																	
08810																	
08820																	
08830																	
08835																	
08840																	
20590	3A29A	3A29A	3A28A	3A28A	3A28A	3A28A	3A28A	3A28A	3A28A	3A28A	3A28A	3A28A	3A28A	3A28A	3A28A	3A28A	3A28A
20600	3A29B	3A29B	3A28B	3A28B	3A28B	3A28B	3A28B	3A28B	3A28B	3A28B	3A28B	3A28B	3A28B	3A28B	3A28B	3A28B	3A28B
20610	3A29C	3A29C	3A28C	3A28C	3A28C	3A28C	3A28C	3A28C	3A28C	3A28C	3A28C	3A28C	3A28C	3A28C	3A28C	3A28C	3A28C
20620	3A29D	3A29D	3A28D	3A28D	3A28D	3A28D	3A28D	3A28D	3A28D	3A28D	3A28D	3A28D	3A28D	3A28D	3A28D	3A28D	3A28D
20630	3A29E	3A29E	3A28E	3A28E	3A28E	3A28E	3A28E	3A28E	3A28E	3A28E	3A28E	3A28E	3A28E	3A28E	3A28E	3A28E	3A28E
20635																	3A28E
20640	3A29F	3A29F	3A28F	3A28F	3A28F	3A28F	3A28F	3A28F	3A28F	3A28F	3A28F	3A28F	3A28F	3A28F	3A28F	3A28F	3A28F
20650	3A29G	3A29G	3A28G	3A28G	3A28G	3A28G	3A28G	3A28G	3A28G	3A28G	3A28G	3A28G	3A28G	3A28G	3A28G	3A28G	3A28G
20660	3A29H	3A29H	3A28H	3A28H	3A28H	3A28H	3A28H	3A28H	3A28H	3A28H	3A28H	3A28H	3A28H	3A28H	3A28H	3A28H	3A28H
20670	3A29I	3A29I	3A28I	3A28I	3A28I	3A28I	3A28I	3A28I	3A28I	3A28I	3A28I	3A28I	3A28I	3A28I	3A28I	3A28I	3A28I
20680	3A29J	3A29J	3A28J	3A28J	3A28J	3A28J	3A28J	3A28J	3A28J	3A28J	3A28J	3A28J	3A28J	3A28J	3A28J	3A28J	3A28J
21920	5E08B	5E08B	5E09B	5E09B	5E09B	5E09B	5E09B	5E09B	5E09B	5E09B	5E09B	5E09B	5E09B	5E09B	5E09B	5E09B	5E09B
21930	5E08C	5E08C	5E09C	5E09C	5E09C	5E09C	5E09C	5E09C	5E09C	5E09C	5E09C	5E09C	5E09C	5E09C	5E09C	5E09C	5E09C
21950	5E08E	5E08E	5E09E	5E09E	5E09E	5E09E	5E09E	5E09E	5E09E	5E09E	5E09E	5E09E	5E09E	5E09E	5E09E	5E09E	5E09E
21960	5E08F	5E08F	5E09F	5E09F	5E09F	5E09F	5E09F	5E09F	5E09F	5E09F	5E09F	5E09F	5E09F	5E09F	5E09F	5E09F	5E09F
21970	5E08G	5E08G	5E09G	5E09G	5E09G	5E09G	5E09G	5E09G	5E09G	5E09G	5E09G	5E09G	5E09G	5E09G	5E09G	5E09G	5E09G
21980	5E08H	5E08H	5E09H	5E09H	5E09H	5E09H	5E09H	5E09H	5E09H	5E09H	5E09H	5E09H	5E09H	5E09H	5E09H	5E09H	5E09H
22000	5E08J	5E08J	5E09J	5E09J	5E09J	5E09J	5E09J	5E09J	5E09J	5E09J	5E09J	5E09J	5E09J	5E09J	5E09J	5E09J	5E09J
22010	5E08K	5E08K	5E09K	5E09K	5E09K	5E09K	5E09K	5E09K	5E09K	5E09K	5E09K	5E09K	5E09K	5E09K	5E09K	5E09K	5E09K
22020	5E08L	5E08L	5E09L	5E09L	5E09L	5E09L	5E09L	5E09L	5E09L	5E09L	5E09L	5E09L	5E09L	5E09L	5E09L	5E09L	5E09L
22040	5E08N	5E08N	5E09N	5E09N	5E09N	5E09N	5E09N	5E09N	5E09N	5E09N	5E09N	5E09N	5E09N	5E09N	5E09N	5E09N	5E09N

A02c: DRUGS. Exposure through the media

30360											6D06	6D06	6D06	6D06	6D06	6D06	6D06
30370											6D07	6D07	6D07	6D07	6D07	6D07	6D07

A03a: DRUGS. Availability

06750			1A013A	1A013A	1A013A	1A013A	1A013A	1A013A	1A013A	1A013A	1A013A	1A013A	1A013A	1A013A	1A013A	1A013A	1A013A
06750	2A21A	2A21A	2A21A	2A21A	2A21A	2A21A	2A21A	2A21A	2A21A	2A21A	2A21A	2A21A	2A21A	2A21A	2A21A	2A21A	2A21A
06750			3A30A	3A30A	3A30A	3A30A	3A30A	3A30A	3A30A	3A30A	3A30A	3A30A	3A30A	3A30A	3A30A	3A30A	3A30A
06750		6A18A	6A18A	6A20A	6A20A	6A20A	6A20A	6A20A	6A20A	6A20A	6A20A	6A20A	6A20A	6A20A	6A20A	6A20A	6A20A
06760	2A21B	2A21B	2A21B	2A21B	2A21B	2A21B	2A21B	2A21B	2A21B	2A21B	2A21B	2A21B	2A21B	2A21B	2A21B	2A21B	2A21B

*=item text changed from previous year

A03a: DRUGS. Availability (continued)

A03b: DRUGS. Purchase

A04a: DRUGS. Expected future use among all respondents

[illegible]

Item Ref. No.	QUESTIONNAIRE LOCATION BY YEAR (FORM, SECTION, AND QUESTION NUMBER)																
	1988	1989	1990	1991	1992	1993	1994	1995	1996	1997	1998	1999	2000	2001	2002	2003	2004

A03a: DRUGS. Availability (continued)

06760		6A18B	6A18B	6A20B	6A20B	6A20B	6A21B	6A21B	6A21B	6A19B	6A19B	6A19B	6A19B	6A19B	6A19B	6A19B	6A19B
06770	2A21C	2A21C	2A21C	2A21C	2A21C	2A21C	2A21C	2A21C	2A21C	2A21C	2A21C	2A21C	2A21C	2A21C	2A21C	2A21C	2A21C
06771	2E07C	2E07C	2E07C	2E09C	2E09C	2E09C	2E09C	2E09C	2E09C	2E09C	2E09C	2E09C	2E09C	2E09C	2E09C	2E09C	2E09C
06771		6A18C	6A18C	6A20C	6A20C	6A20C	6A21C	6A21C	6A21C	6A19C	6A19C	6A19C	6A19C	6A19C	6A19C	6A19C	6A19C
06780	2A21D	2A21D	2A21D	2A21D	2A21D	2A21D	2A21D	2A21D	2A21D	2A21D	2A21D	2A21D	2A21D	2A21D	2A21D	2A21D	2A21D
06780		6A18E	6A18E	6A20E	6A20E	6A20E	6A21E	6A21E	6A21E								
06790	2A21E	2A21E	2A21E	2A21E	2A21E	2A21E	2A21E	2A21E	2A21E	2A21E	2A21E	2A21E	2A21E	2A21E	2A21E	2A21E	
06790		6A18F	6A18F	6A20F	6A20F	6A20F	6A21F	6A21F	6A21F								
06795																	2A21E
06800	2A21F	2A21F	2A21F	2A21F	2A21F	2A21F	2A21F	2A21F	2A21F	2A21F	2A21F	2A21F	2A21F	2A21F*	2A21F	2A21F	2A21F
06800		6A18G	6A18G	6A20G	6A20G	6A20G	6A21G	6A21G	6A21G								
06810	2A21G	2A21G	2A21G	2A21G	2A21G	2A21G	2A21G	2A21G	2A21G	2A21G	2A21G	2A21G	2A21G	2A21G	2A21G	2A21G	2A21G
06811		1A013B	1A013B	1A013B	1A013B	1A013B	1A013B	1A013B	1A013B	1A013B	1A013B	1A013B	1A013B	1A013B	1A013B	1A013B	1A013B
06811	2E07A	2E07A	2E07A	2E09A	2E09A	2E09A	2E09A	2E09A	2E09A	2E09A	2E09A	2E09A	2E09A	2E09A	2E09A	2E09A	2E09A
06811		3A30B	3A30B	3A30B	3A30B	3A30B	3A30B	3A30B	3A30B	3A30B	3A30B	3A30B	3A30B	3A30B	3A30B	3A30B	3A30B
06811		6A18H	6A18H	6A20H	6A20H	6A20H	6A21H	6A21H	6A21H								
06812		1A013C	1A013C	1A013C	1A013C	1A013C	1A013C	1A013C	1A013C	1A013C	1A013C	1A013C	1A013C	1A013C	1A013C	1A013C	1A013C
06812	2E07B	2E07B	2E07B	2E09B	2E09B	2E09B	2E09B	2E09B	2E09B	2E09B	2E09B	2E09B	2E09B	2E09B	2E09B	2E09B	2E09B
06812		3A30C	3A30C	3A30C	3A30C	3A30C	3A30C	3A30C	3A30C	3A30C	3A30C	3A30C	3A30C	3A30C	3A30C	3A30C	3A30C
06812		6A18I	6A18I	6A20I	6A20I	6A20I	6A21I	6A21I	6A21I								
06820	2A21H	2A21H	2A21H	2A21H	2A21H	2A21H	2A21H	2A21H	2A21H	2A21H	2A21H	2A21H	2A21H	2A21H	2A21H	2A21H	2A21H
06820		6A18J	6A18J	6A20J	6A20J	6A20J	6A21J	6A21J	6A21J								
06830	2A21I	2A21I	2A21I	2A21I	2A21I	2A21I	2A21I	2A21I	2A21I	2A21I	2A21I	2A21I	2A21I	2A21I	2A21I	2A21I	2A21I
06830		6A18K	6A18K	6A20K	6A20K	6A20K	6A21K	6A21K	6A21K								
22350	2E07D	2E07D	2E07D	2E09D	2E09D	2E09D	2E09D	2E09D	2E09D	2E09D	2E09D	2E09D	2E09D	2E09D	2E09D	2E09D	2E09D
23050		6A18D	6A18D	6A20D	6A20D	6A20D	6A21D	6A21D	6A21D	6A19D	6A19D	6A19D	6A19D	6A19D	6A19D	6A19D	6A19D
23060				2E09F	2E09F	2E09F	2E09F	2E09F	2E09F	2E09F	2E09F	2E09F	2E09F	2E09F	2E09F	2E09F	2E09F
23060			6A18M	6A20M	6A20M	6A20M	6A21M	6A21M	6A21M	6A19F	6A19F	6A19F	6A19F	6A19F	6A19F	6A19F	6A19F
24410			2E07E	2E09E	2E09E	2E09E	2E09E	2E09E	2E09E	2E09E	2E09E	2E09E	2E09E	2E09E	2E09E	2E09E	2E09E
24410			6A18L	6A20L	6A20L	6A20L	6A21L	6A21L	6A21L	6A19E	6A19E	6A19E	6A19E	6A19E	6A19E	6A19E	6A19E
25820					6A14	6A14	6A15	6A15	6A15	6A14	6A14	6A14	6A14	6A14	6A14	6A14	6A14
30880																	
30950																	

A03b: DRUGS. Purchase

23610		6A15P	6A15P	6A17P	6A17P	6A17P	6A18P	6A18P	6A18P								
29970										6B03A	6B03A	6B03A	6B03A	6B03A	6B03A	6B03A	6B03A
29980										6B03B	6B03B	6B03B	6B03B	6B03B	6B03B	6B03B	6B03B
29990										6B03C	6B03C	6B03C	6B03C	6B03C	6B03C	6B03C	6B03C
30000										6B03D	6B03D	6B03D	6B03D	6B03D	6B03D	6B03D	6B03D
30010										6B03E	6B03E	6B03E	6B03E	6B03E	6B03E	6B03E	6B03E
30020										6B04A	6B04A	6B04A	6B04A	6B04A	6B04A	6B04A	6B04A
30030										6B04B	6B04B	6B04B	6B04B	6B04B	6B04B	6B04B	6B04B
30040										6B04C	6B04C	6B04C	6B04C	6B04C	6B04C	6B04C	6B04C
30050										6B04D	6B04D	6B04D	6B04D	6B04D	6B04D	6B04D	6B04D
30070										6B06	6B06	6B06	6B06	6B06	6B06	6B06	6B06
30080										6B06A	6B06A	6B06A	6B06A	6B06A	6B06A	6B06A	6B06A
30090										6B07	6B07	6B07	6B07	6B07	6B07	6B07	6B07
31330																	
31340																	

A04a: DRUGS. Expected future use among all respondents

01710	1B006	1B006	1B006	1B006	1B006	1B006	1B006	1B006	1B006	1B006	1B006	1B006	1B006	1B006	1B006	1B006	1B006
01710										6B14	6B14	6B14	6B14	6B14	6B14	6B14	6B14
02030	1B017	1B017	1B017	1B017	1B017	1B017	1B017	1B017	1B017	1B017	1B017	1B017	1B017	1B017	1B017	1B017	1B017
02390	1B032	1B032	1B032	1B032	1B032	1B032	1B032	1B032	1B032	1B032	1B032	1B032	1B032	1B032	1B032	1B032	1B032
02690	1B041	1B041	1B041	1B041	1B041	1B041	1B041	1B041	1B041	1B041	1B041	1B041	1B041	1B041	1B041	1B041	1B041
03250	1B059	1B059	1B059	1B059	1B059	1B059	1B059	1B059	1B059	1B059	1B059	1B059	1B059	1B059	1B059	1B059	1B059
03720	1B072	1B072	1B063	1B063	1B063	1B063	1B063	1B063	1B063	1B063	1B063	1B063	1B063	1B063	1B063	1B063	1B063
04180	1B082	1B082	1B073	1B073	1B073	1B073	1B073	1B073	1B073	1B073	1B073	1B073	1B073	1B073	1B073	1B073	1B073
04600	1B091	1B091	1B085	1B085	1B085	1B085	1B085	1B085	1B085	1B085	1B085	1B085	1B085	1B085	1B085	1B085	1B085
05010																	
05560	1B103	1B103	1B097	1B097	1B097	1B097	1B097	1B097	1B097	1B097	1B097	1B097	1B097	1B097	1B097	1B097	1B097
09010	3D04	3D04	3D04	3D04	3D07	3D07	3D07	3D07	3D07	3D07	3D07	3D07	3D07	3D07	3D07	3D07	3D07
23820		6D06A															
23830		6D06B															
23840		6D06C															
23850		6D06D															
23860		6D06E															
23870		6D06F															
23880		6D06G															
24000		6D14	6D14	6D12	6D12	6D12	6D12	6D12	6D12								
24190		6D16	6D16	6D14	6D14	6D14	6D14	6D14	6D14	6D19	6D19	6D20	6D20	6D17A	6D17A	6D17A	6D17A
24440		6D06A	6D08A	6D08A	6D08A	6D08A	6D08A	6D08A	6D08A	6D16A	6D16A	6D17A	6D17A	6D17A	6D17A	6D17A	6D17A
24450		6D06B	6D08B	6D08B	6D08B	6D08B	6D08B	6D08B	6D08B	6D16B	6D16B	6D17B	6D17B	6D17B	6D17B	6D17B	6D17B
24460		6D06C	6D08C	6D08C	6D08C	6D08C	6D08C	6D08C	6D08C	6D16C	6D16C	6D17C	6D17C	6D17C	6D17C	6D17C	6D17C
24470		6D06D	6D08D	6D08D	6D08D	6D08D	6D08D	6D08D	6D08D	6D16D	6D16D	6D17D	6D17D	6D17D	6D17D	6D17D	6D17D

*=item text changed from previous year



Item Ref. No.	Page Loc. in Vol.	ITEM DESCRIPTION (ABBREVIATED)	QUESTIONNAIRE LOCATION BY YEAR (FORM, SECTION, AND QUESTION NUMBER)											
			1976	1977	1978	1979	1980	1981	1982	1983	1984	1985	1986	1987

A04a: DRUGS. Expected future use among all respondents (continued)

24480	248	FUTR TRY/US COKP												
24490	248	FUTR TR/U OTH DG												
30130	237	NEVER CIG ADDICT												
30140	238	QUIT CIG WN WANT												
30150	238	SMK -DANGER QUIT												
30290	239	ANTISMK ADS<LKLY												

A04b: DRUGS. Expected future use among nonusers

30120	237	START SMK THISYR												
-------	-----	------------------	--	--	--	--	--	--	--	--	--	--	--	--

A05a: DRUGS. Conditions of use—Alone

01720	54	#X/YR ALC ALONE	1B008A	1B008A	1B008A	1B008A	1B008A	1B008A	1B008A	1B008A	1B008A	1B008A	1B008A	1B008A
02100	59	#X/YR MJ ALONE	1B020A	1B020A	1B020A	1B020A	1B020A	1B020A	1B020A	1B020A	1B020A	1B020A	1B020A	1B020A
02400	63	#X/YR LSD ALONE	1B030A	1B030A	1B030A	1B030A	1B030A	1B030A	1B034A	1B034A	1B034A	1B034A	1B034A	1B034A
02800	69	#X/YR AMPH ALNE	1B044A	1B044A	1B044A	1B044A	1B044A	1B044A	1B051A	1B051A	1B051A	1B051A	1B051A	1B051A
03290		#X/YR BRBT ALNE	1B058A	1B058A	1B058A	1B058A	1B058A	1B058A	1B065A	1B065A	1B065A	1B065A	1B065A	1B065A
03740	75	#X/YR TRQL ALNE	1B068A	1B068A	1B068A	1B068A	1B068A	1B068A	1B075A	1B075A	1B075A	1B075A	1B075A	1B075A
04190	80	#X/YR COKE ALNE	1B077A	1B077A	1B077A	1B077A	1B077A	1B077A	1B084A	1B084A	1B084A	1B084A	1B084A	1B086A
04610		#X/YR HER ALONE	1B086A	1B086A	1B086A	1B086A	1B086A	1B086A						
05030	85	#X/YR NARC ALNE	1B096A	1B096A	1B096A	1B096A	1B096A	1B096A	1B095A	1B095A	1B095A	1B095A	1B095A	1B095A

A05b: DRUGS. Conditions of use—With others

01730	54	#X/YR ALC-2 PPL	1B008B	1B008B	1B008B	1B008B	1B008B	1B008B	1B008B	1B008B	1B008B	1B008B	1B008B	1B008B
01750	54	#X/YR ALC-DT/SP	1B008D	1B008D	1B008D	1B008D	1B008D	1B008D	1B008D	1B008D	1B008D	1B008D	1B008D	1B008D
01760	55	#X/YR ALC-ADLTS	1B008E	1B008E	1B008E	1B008E	1B008E	1B008E	1B008E	1B008E	1B008E	1B008E	1B008E	1B008E
02110	59	#X/YR MJ-2 PPL	1B020B	1B020B	1B020B	1B020B	1B020B	1B020B	1B020B	1B020B	1B020B	1B020B	1B020B	1B020B
02130	59	#X/YR MJ-DT/SP	1B020D	1B020D	1B020D	1B020D	1B020D	1B020D	1B020D	1B020D	1B020D	1B020D	1B020D	1B020D
02140	60	#X/YR MJ-ADLTS	1B020E	1B020E	1B020E	1B020E	1B020E	1B020E	1B020E	1B020E	1B020E	1B020E	1B020E	1B020E
02410	63	#X/YR LSD-2 PPL	1B030B	1B030B	1B030B	1B030B	1B030B	1B030B	1B034B	1B034B	1B034B	1B034B	1B034B	1B034B
02430	63	#X/YR LSD-DT/SP	1B030D	1B030D	1B030D	1B030D	1B030D	1B030D	1B034D	1B034D	1B034D	1B034D	1B034D	1B034D
02440	64	#X/YR LSD-ADLTS	1B030E	1B030E	1B030E	1B030E	1B030E	1B030E	1B034E	1B034E	1B034E	1B034E	1B034E	1B034E
02810	70	#X/YR AMPH-2PPL	1B044B	1B044B	1B044B	1B044B	1B044B	1B044B	1B051B	1B051B	1B051B	1B051B	1B051B	1B051B
02830	70	#X/YR AMPH-DT/S	1B044D	1B044D	1B044D	1B044D	1B044D	1B044D	1B051D	1B051D	1B051D	1B051D	1B051D	1B051D
02840	70	#X/YR AMPH-ADLT	1B044E	1B044E	1B044E	1B044E	1B044E	1B044E	1B051E	1B051E	1B051E	1B051E	1B051E	1B051E
03300		#X/YR BRBT-2PPL	1B058B	1B058B	1B058B	1B058B	1B058B	1B058B	1B065B	1B065B	1B065B	1B065B	1B065B	1B065B
03320		#X/YR BRBT-DT/S	1B058D	1B058D	1B058D	1B058D	1B058D	1B058D	1B065D	1B065D	1B065D	1B065D	1B065D	1B065D
03330		#X/YR BRBT-ADLT	1B058E	1B058E	1B058E	1B058E	1B058E	1B058E	1B065E	1B065E	1B065E	1B065E	1B065E	1B065E
03750	75	#X/YR TRQL-2PPL	1B068B	1B068B	1B068B	1B068B	1B068B	1B068B	1B075B	1B075B	1B075B	1B075B	1B075B	1B075B
03770	75	#X/YR TRQL-DT/S	1B068D	1B068D	1B068D	1B068D	1B068D	1B068D	1B075D	1B075D	1B075D	1B075D	1B075D	1B075D
03780	76	#X/YR TRQL-ADLT	1B068E	1B068E	1B068E	1B068E	1B068E	1B068E	1B075E	1B075E	1B075E	1B075E	1B075E	1B075E
04200	80	#X/YR COKE-2PPL	1B077B	1B077B	1B077B	1B077B	1B077B	1B077B	1B084B	1B084B	1B084B	1B084B	1B084B	1B086B
04220	80	#X/YR COKE-DT/S	1B077D	1B077D	1B077D	1B077D	1B077D	1B077D	1B084D	1B084D	1B084D	1B084D	1B084D	1B086D
04230	80	#X/YR COKE-ADLT	1B077E	1B077E	1B077E	1B077E	1B077E	1B077E	1B084E	1B084E	1B084E	1B084E	1B084E	1B086E
04620		#X/YR HER-2 PPL	1B086B	1B086B	1B086B	1B086B	1B086B	1B086B						
04640		#X/YR HER-DA/SP	1B086D	1B086D	1B086D	1B086D	1B086D	1B086D						
04650		#X/YR HER-ADULT	1B086E	1B086E	1B086E	1B086E	1B086E	1B086E						
05040	85	#X/YR NARC-2PPL	1B096B	1B096B	1B096B	1B096B	1B096B	1B096B	1B095B	1B095B	1B095B	1B095B	1B095B	1B095B
05060	85	#X/YR NARC-DT/S	1B096D	1B096D	1B096D	1B096D	1B096D	1B096D	1B095D	1B095D	1B095D	1B095D	1B095D	1B095D
05070	85	#X/YR NARC-ADLT	1B096E	1B096E	1B096E	1B096E	1B096E	1B096E	1B095E	1B095E	1B095E	1B095E	1B095E	1B095E

A05c: DRUGS. Settings of use (at school, at home, etc.)

01740	54	#X/YR ALC@PARTY	1B008C	1B008C	1B008C	1B008C	1B008C	1B008C	1B008C	1B008C	1B008C	1B008C	1B008C	1B008C
01770	55	#X/YR ALC-DATIM	1B008F	1B008F	1B008F	1B008F	1B008F	1B008F	1B008F	1B008F	1B008F	1B008F	1B008F	1B008F
01780	55	#X/YR ALC@HOME	1B008G	1B008G	1B008G	1B008G	1B008G	1B008G	1B008G	1B008G	1B008G	1B008G	1B008G	1B008G
01790	55	#X/YR ALC@SCHL	1B008H	1B008H	1B008H	1B008H	1B008H	1B008H	1B008H	1B008H	1B008H	1B008H	1B008H	1B008H
01810	55	#X/YR ALCIN CAR	1B008I	1B008I	1B008I	1B008I	1B008I	1B008I	1B008I	1B008I	1B008I	1B008I	1B008I	1B008I
02120	59	#X/YR MJ@PARTY	1B020C	1B020C	1B020C	1B020C	1B020C	1B020C	1B020C	1B020C	1B020C	1B020C	1B020C	1B020C
02150	60	#X/YR MJ-DATIME	1B020F	1B020F	1B020F	1B020F	1B020F	1B020F	1B020F	1B020F	1B020F	1B020F	1B020F	1B020F
02160	60	#X/YR MJ@HOME	1B020G	1B020G	1B020G	1B020G	1B020G	1B020G	1B020G	1B020G	1B020G	1B020G	1B020G	1B020G
02170	60	#X/YR MJ@SCHL	1B020H	1B020H	1B020H	1B020H	1B020H	1B020H	1B020H	1B020H	1B020H	1B020H	1B020H	1B020H
02190	60	#X/YR MJIN CAR	1B020I	1B020I	1B020I	1B020I	1B020I	1B020I	1B020I	1B020I	1B020I	1B020I	1B020I	1B020I
02420	63	#X/YR LSD@PARTY	1B030C	1B030C	1B030C	1B030C	1B030C	1B030C	1B034C	1B034C	1B034C	1B034C	1B034C	1B034C
02450	64	#X/YR LSD-DATIM	1B030F	1B030F	1B030F	1B030F	1B030F	1B030F	1B034F	1B034F	1B034F	1B034F	1B034F	1B034F
02460	64	#X/YR LSD@HOME	1B030G	1B030G	1B030G	1B030G	1B030G	1B030G	1B034G	1B034G	1B034G	1B034G	1B034G	1B034G
02470	64	#X/YR LSD@SCHL	1B030H	1B030H	1B030H	1B030H	1B030H	1B030H	1B034H	1B034H	1B034H	1B034H	1B034H	1B034H
02490	64	#X/YR LSDIN CAR	1B030I	1B030I	1B030I	1B030I	1B030I	1B030I	1B034I	1B034I	1B034I	1B034I	1B034I	1B034I
02820	70	#X/YR AMPH@PRTY	1B044C	1B044C	1B044C	1B044C	1B044C	1B044C	1B051C	1B051C	1B051C	1B051C	1B051C	1B051C
02850	70	#X/YR AMPH-DATM	1B044F	1B044F	1B044F	1B044F	1B044F	1B044F	1B051F	1B051F	1B051F	1B051F	1B051F	1B051F
02860	70	#X/YR AMPH@HOME	1B044G	1B044G	1B044G	1B044G	1B044G	1B044G	1B051G	1B051G	1B051G	1B051G	1B051G	1B051G
02880	70	#X/YR AMPH@SCHL	1B044H	1B044H	1B044H	1B044H	1B044H	1B044H	1B051H	1B051H	1B051H	1B051H	1B051H	1B051H
02890	70	#X/YR AMPH@CAR	1B044I	1B044I	1B044I	1B044I	1B044I	1B044I	1B051I	1B051I	1B051I	1B051I	1B051I	1B051I
03310		#X/YR BRBT@PRTY	1B058C	1B058C	1B058C	1B058C	1B058C	1B058C	1B065C	1B065C	1B065C	1B065C	1B065C	1B065C
03340		#X/YR BRBT-DATM	1B058F	1B058F	1B058F	1B058F	1B058F	1B058F	1B065F	1B065F	1B065F	1B065F	1B065F	1B065F
03350		#X/YR BRBT@HOME	1B058G	1B058G	1B058G	1B058G	1B058G	1B058G	1B065G	1B065G	1B065G	1B065G	1B065G	1B065G
03360		#X/YR BRBT@SCHL	1B058H	1B058H	1B058H	1B058H	1B058H	1B058H	1B065H	1B065H	1B065H	1B065H	1B065H	1B065H

A04a: DRUGS. Expected future use among all respondents (continued)

A04b: DRUGS. Expected future use among nonusers

A05a: DRUGS. Conditions of use—Alone

A05b: DRUGS. Conditions of use—With others

A05c: DRUGS. Settings of use (at school, at home, etc.)

[illegible]

A05c: DRUGS. Settings of use (at school, at home, etc.) (continued)

A05d: DRUGS. Mode of drug administration

A06a: DRUGS. Reasons for use

[illegible]

289

A05c: DRUGS. Settings of use (at school, at home, etc.) (continued)

A05d: DRUGS. Mode of drug administration

A06a: DRUGS. Reasons for use

[illegible]

A06a: DRUGS. Reasons for use (continued)

01960	56	ALC I AM HOOKED	1B009O	1B009O	1B009O	1B009O	1B009O	1B009O	1B009O	1B009O	1B009O	1B009O	1B009O
02210	61	MJ EXPERIMENT	1B022A	1B022A	1B022A	1B022A	1B022A	1B022A	1B022A	1B022A	1B022A	1B022A	1B022A
02220	61	MJ RELAX	1B022B	1B022B	1B022B	1B022B	1B022B	1B022B	1B022B	1B022B	1B022B	1B022B	1B022B
02230	61	MJ GET HIGH	1B022C	1B022C	1B022C	1B022C	1B022C	1B022C	1B022C	1B022C	1B022C	1B022C	1B022C
02240	61	MJ SEEK INSIGHT	1B022D	1B022D	1B022D	1B022D	1B022D	1B022D	1B022D	1B022D	1B022D	1B022D	1B022D
02250	61	MJ GD TM FRNDS	1B022E	1B022E	1B022E	1B022E	1B022E	1B022E	1B022E	1B022E	1B022E	1B022E	1B022E
02260	61	MJ FIT IN GRP	1B022F	1B022F	1B022F	1B022F	1B022F	1B022F	1B022F	1B022F	1B022F	1B022F	1B022F
02270	61	MJ GET AWY PRB	1B022G	1B022G	1B022G	1B022G	1B022G	1B022G	1B022G	1B022G	1B022G	1B022G	1B022G
02280	61	MJ BOREDOME	1B022H	1B022H	1B022H	1B022H	1B022H	1B022H	1B022H	1B022H	1B022H	1B022H	1B022H
02290	61	MJ ANGR&FRUSTRN	1B022I	1B022I	1B022I	1B022I	1B022I	1B022I	1B022I	1B022I	1B022I	1B022I	1B022I
02300	61	MJ GET THRU DAY	1B022J	1B022J	1B022J	1B022J	1B022J	1B022J	1B022J	1B022J	1B022J	1B022J	1B022J
02310	61	MJ INCRS EF DRG	1B022K	1B022K	1B022K	1B022K	1B022K	1B022K	1B022K	1B022K	1B022K	1B022K	1B022K
02320	61	MJ DECRS EF DRG	1B022L	1B022L	1B022L	1B022L	1B022L	1B022L	1B022L	1B022L	1B022L	1B022L	1B022L
02330	61	MJ I AM HOOKED	1B022M	1B022M	1B022M	1B022M	1B022M	1B022M	1B022M	1B022M	1B022M	1B022M	1B022M
02520	65	LSD EXPERIMENT	1B032A	1B032A	1B032A	1B032A	1B032A	1B032A	1B032A	1B036A	1B036A	1B036A	1B036A
02530	65	LSD RELAX	1B032B	1B032B	1B032B	1B032B	1B032B	1B032B	1B036B	1B036B	1B036B	1B036B	1B036B
02540	65	LSD GET HIGH	1B032C	1B032C	1B032C	1B032C	1B032C	1B032C	1B036C	1B036C	1B036C	1B036C	1B036C
02550	65	LSD SEEK INSGHT	1B032D	1B032D	1B032D	1B032D	1B032D	1B032D	1B036D	1B036D	1B036D	1B036D	1B036D
02560	65	LSD GD TM FRNDS	1B032E	1B032E	1B032E	1B032E	1B032E	1B032E	1B036E	1B036E	1B036E	1B036E	1B036E
02570	65	LSD FIT IN GRP	1B032F	1B032F	1B032F	1B032F	1B032F	1B032F	1B036F	1B036F	1B036F	1B036F	1B036F
02580	65	LSD GT AWY PRB	1B032G	1B032G	1B032G	1B032G	1B032G	1B032G	1B036G	1B036G	1B036G	1B036G	1B036G
02590	65	LSD BOREDOME	1B032H	1B032H	1B032H	1B032H	1B032H	1B032H	1B036H	1B036H	1B036H	1B036H	1B036H
02600	65	LSD ANGR&FRSTRN	1B032I	1B032I	1B032I	1B032I	1B032I	1B032I	1B036I	1B036I	1B036I	1B036I	1B036I
02610	65	LSD GT THRU DAY	1B032J	1B032J	1B032J	1B032J	1B032J	1B032J	1B036J	1B036J	1B036J	1B036J	1B036J
02620	65	LSD INCRS EF DR	1B032K	1B032K	1B032K	1B032K	1B032K	1B032K	1B036K	1B036K	1B036K	1B036K	1B036K
02630	65	LSD DCRS EF DRG	1B032L	1B032L	1B032L	1B032L	1B032L	1B032L	1B036L	1B036L	1B036L	1B036L	1B036L
02640	65	LSD I AM HOOKED	1B032M	1B032M	1B032M	1B032M	1B032M	1B032M	1B036M	1B036M	1B036M	1B036M	1B036M
02940	71	AMPH EXPERIMENT	1B046A	1B046A	1B046A	1B046A	1B046A	1B046A	1B053A	1B053A	1B053A	1B053A	1B053A
02950	71	AMPH RELAX	1B046B	1B046B	1B046B	1B046B	1B046B	1B046B	1B053B	1B053B	1B053B	1B053B	1B053B
02960	71	AMPH GET HIGH	1B046C	1B046C	1B046C	1B046C	1B046C	1B046C	1B053C	1B053C	1B053C	1B053C	1B053C
02970	71	AMPH SK INSIGHT	1B046D	1B046D	1B046D	1B046D	1B046D	1B046D	1B053D	1B053D	1B053D	1B053D	1B053D
02980	71	AMPH GD TM FRND	1B046E	1B046E	1B046E	1B046E	1B046E	1B046E	1B053E	1B053E	1B053E	1B053E	1B053E
02990	71	AMPH FIT IN GRP	1B046F	1B046F	1B046F	1B046F	1B046F	1B046F	1B053F	1B053F	1B053F	1B053F	1B053F
03000	71	AMPH GT AWY PRB	1B046G	1B046G	1B046G	1B046G	1B046G	1B046G	1B053G	1B053G	1B053G	1B053G	1B053G
03010	71	AMPH BOREDOME	1B046H	1B046H	1B046H	1B046H	1B046H	1B046H	1B053H	1B053H	1B053H	1B053H	1B053H
03020	71	AMPH ANGR&FRSTN	1B046I	1B046I	1B046I	1B046I	1B046I	1B046I	1B053I	1B053I	1B053I	1B053I	1B053I
03030	71	AMPH GT THRU DA	1B046J	1B046J	1B046J	1B046J	1B046J	1B046J	1B053J	1B053J	1B053J	1B053J	1B053J
03040	71	AMPH INCR EF DR	1B046K	1B046K	1B046K	1B046K	1B046K	1B046K	1B053K	1B053K	1B053K	1B053K	1B053K
03050	71	AMPH DCRS EF DR	1B046L	1B046L	1B046L	1B046L	1B046L	1B046L	1B053L	1B053L	1B053L	1B053L	1B053L
03060	71	AMPH STAY AWAKE	1B046M	1B046M	1B046M	1B046M	1B046M	1B046M	1B053M	1B053M	1B053M	1B053M	1B053M
03070	71	AMPH GET+ENERGY	1B046N	1B046N	1B046N	1B046N	1B046N	1B046N	1B053N	1B053N	1B053N	1B053N	1B053N
03080	71	AMPH LOSE WGHT	1B046O	1B046O	1B046O	1B046O	1B046O	1B046O	1B053O	1B053O	1B053O	1B053O	1B053O
03090	71	AMPH I AM HOOKD	1B046P	1B046P	1B046P	1B046P	1B046P	1B046P	1B053P	1B053P	1B053P	1B053P	1B053P
03450		BARB EXPERIMENT	1B060A	1B060A	1B060A	1B060A	1B060A	1B060A	1B067A	1B067A	1B067A	1B067A	1B067A
03460		BARB RELAX	1B060B	1B060B	1B060B	1B060B	1B060B	1B060B	1B067B	1B067B	1B067B	1B067B	1B067B
03470		BARB GET HIGH	1B060C	1B060C	1B060C	1B060C	1B060C	1B060C	1B067C	1B067C	1B067C	1B067C	1B067C
03480		BARB SK INSIGHT	1B060D	1B060D	1B060D	1B060D	1B060D	1B060D	1B067D	1B067D	1B067D	1B067D	1B067D
03490		BARB GD TM FRND	1B060E	1B060E	1B060E	1B060E	1B060E	1B060E	1B067E	1B067E	1B067E	1B067E	1B067E
03500		BARB FIT IN GRP	1B060F	1B060F	1B060F	1B060F	1B060F	1B060F	1B067F	1B067F	1B067F	1B067F	1B067F
03510		BARB GT AWY PRB	1B060G	1B060G	1B060G	1B060G	1B060G	1B060G	1B067G	1B067G	1B067G	1B067G	1B067G
03520		BARB BOREDOME	1B060H	1B060H	1B060H	1B060H	1B060H	1B060H	1B067H	1B067H	1B067H	1B067H	1B067H
03530		BARB ANGR&FRSTN	1B060I	1B060I	1B060I	1B060I	1B060I	1B060I	1B067I	1B067I	1B067I	1B067I	1B067I
03540		BARB GT THRU DA	1B060J	1B060J	1B060J	1B060J	1B060J	1B060J	1B067J	1B067J	1B067J	1B067J	1B067J
03550		BARB INCR EF DR	1B060K	1B060K	1B060K	1B060K	1B060K	1B060K	1B067K	1B067K	1B067K	1B067K	1B067K
03560		BARB DCRS EF DR	1B060L	1B060L	1B060L	1B060L	1B060L	1B060L	1B067L	1B067L	1B067L	1B067L	1B067L
03570		BARB GET SLEEP	1B060M	1B060M	1B060M	1B060M	1B060M	1B060M	1B067M	1B067M	1B067M	1B067M	1B067M
03575		BARB RLV PHYS P			1B060N	1B060N	1B060N	1B060N	1B067N	1B067N	1B067N	1B067N	1B067N
03580		BARB I AM HOOKD	1B060N	1B060N	1B060O	1B060O	1B060O	1B060O	1B067O	1B067O	1B067O	1B067O	1B067O
03910		TRNQ EXPERIMENT	1B070A	1B070A	1B070A	1B070A	1B070A	1B070A	1B077A	1B077A	1B077A	1B077A	1B077A
03920	77	TRNQ RELAX	1B070B	1B070B	1B070B	1B070B	1B070B	1B070B	1B077B	1B077B	1B077B	1B077B	1B077B
03930	77	TRNQ GET HIGH	1B070C	1B070C	1B070C	1B070C	1B070C	1B070C	1B077C	1B077C	1B077C	1B077C	1B077C
03940	77	TRNQ SK INSIGHT	1B070D	1B070D	1B070D	1B070D	1B070D	1B070D	1B077D	1B077D	1B077D	1B077D	1B077D
03950	77	TRNQ GD TM FRND	1B070E	1B070E	1B070E	1B070E	1B070E	1B070E	1B077E	1B077E	1B077E	1B077E	1B077E
03960	77	TRNQ FIT IN GRP	1B070F	1B070F	1B070F	1B070F	1B070F	1B070F	1B077F	1B077F	1B077F	1B077F	1B077F
03970	77	TRNQ GT AWY PRB	1B070G	1B070G	1B070G	1B070G	1B070G	1B070G	1B077G	1B077G	1B077G	1B077G	1B077G
03980	77	TRNQ BOREDOME	1B070H	1B070H	1B070H	1B070H	1B070H	1B070H	1B077H	1B077H	1B077H	1B077H	1B077H
03990	77	TRNQ ANGR&FRSTN	1B070I	1B070I	1B070I	1B070I	1B070I	1B070I	1B077I	1B077I	1B077I	1B077I	1B077I
04000	77	TRNQ GT THRU DA	1B070J	1B070J	1B070J	1B070J	1B070J	1B070J	1B077J	1B077J	1B077J	1B077J	1B077J
04010	77	TRNQ INCR EF DR	1B070K	1B070K	1B070K	1B070K	1B070K	1B070K	1B077K	1B077K	1B077K	1B077K	1B077K
04020	77	TRNQ DCRS EF DR	1B070L	1B070L	1B070L	1B070L	1B070L	1B070L	1B077L	1B077L	1B077L	1B077L	1B077L
04030	77	TRNQ GET SLEEP	1B070M	1B070M	1B070M	1B070M	1B070M	1B070M	1B077M	1B077M	1B077M	1B077M	1B077M
04035	77	TRNQ RLV PHYS P			1B070N	1B070N	1B070N	1B070N	1B077N	1B077N	1B077N	1B077N	1B077N
04040	77	TRNQ I AM HOOKD	1B070N	1B070N	1B070O	1B070O	1B070O	1B070O	1B077O	1B077O	1B077O	1B077O	1B077O
04370	82	COKE EXPERIMENT	1B079A	1B079A	1B079A	1B079A	1B079A	1B079A	1B086A	1B086A	1B086A	1B086A	1B088A
04380	82	COKE RELAX	1B079B	1B079B	1B079B	1B079B	1B079B	1B079B	1B086B	1B086B	1B086B	1B086B	1B088B
04390	82	COKE GET HIGH	1B079C	1B079C	1B079C	1B079C	1B079C	1B079C	1B086C	1B086C	1B086C	1B086C	1B088C
04400	82	COKE SK INSIGHT	1B079D	1B079D	1B079D	1B079D	1B079D	1B079D	1B086D	1B086D	1B086D	1B086D	1B088D
04410	82	COKE GD TM FRND	1B079E	1B079E	1B079E	1B079E	1B079E	1B079E	1B086E	1B086E	1B086E	1B086E	1B088E

291

A06a: DRUGS. Reasons for use (continued)[illegible]



Item Ref. No.	Page Loc. in Vol.	ITEM DESCRIPTION (ABBREVIATED)	QUESTIONNAIRE LOCATION BY YEAR										
			(FORM, SECTION, AND QUESTION NUMBER)										
			1976	1977	1978	1979	1980	1981	1982	1983	1984	1985	1986

A06a: DRUGS. Reasons for use (continued)

04420	82	COKE FIT IN GRP	1B079F	1B079F	1B079F	1B079F	1B079F	1B079F	1B079F	1B086F	1B086F	1B086F	1B086F	1B086F	1B088F
04430	82	COKE GT AWY PRB	1B079G	1B079G	1B079G	1B079G	1B079G	1B079G	1B079G	1B086G	1B086G	1B086G	1B086G	1B086G	1B088G
04440	82	COKE BOREDOME	1B079H	1B079H	1B079H	1B079H	1B079H	1B079H	1B079H	1B086H	1B086H	1B086H	1B086H	1B086H	1B088H
04450	82	COKE ANGR&FRSTN	1B079I	1B079I	1B079I	1B079I	1B079I	1B079I	1B079I	1B086I	1B086I	1B086I	1B086I	1B086I	1B088I
04460	82	COKE GT THRU DA	1B079J	1B079J	1B079J	1B079J	1B079J	1B079J	1B079J	1B086J	1B086J	1B086J	1B086J	1B086J	1B088J
04470	82	COKE INCR EF DR	1B079K	1B079K	1B079K	1B079K	1B079K	1B079K	1B079K	1B086K	1B086K	1B086K	1B086K	1B086K	1B088K
04480	82	COKE DCRS EF DR	1B079L	1B079L	1B079L	1B079L	1B079L	1B079L	1B079L	1B086L	1B086L	1B086L	1B086L	1B086L	1B088L
04490	82	COKE STAY AWAKE	1B079M	1B079M	1B079M	1B079M	1B079M	1B079M	1B079M	1B086M	1B086M	1B086M	1B086M	1B086M	1B088M
04500	82	COKE GET>ENERGY	1B079N	1B079N	1B079N	1B079N	1B079N	1B079N	1B079N	1B086N	1B086N	1B086N	1B086N	1B086N	1B088N
04510	82	COKE I AM HOOKD	1B079O	1B079O	1B079O	1B079O	1B079O	1B079O	1B079O	1B086O	1B086O	1B086O	1B086O	1B086O	1B088O
04800		HERIN EXPERIMENT	1B088A	1B088A	1B088A	1B088A	1B088A	1B088A	1B088A						
04810		HERIN RELAX	1B088B	1B088B	1B088B	1B088B	1B088B	1B088B	1B088B						
04820		HERIN GET HIGH	1B088C	1B088C	1B088C	1B088C	1B088C	1B088C	1B088C						
04830		HERIN SK INSIGT	1B088D	1B088D	1B088D	1B088D	1B088D	1B088D	1B088D						
04840		HERIN GD TM FRN	1B088E	1B088E	1B088E	1B088E	1B088E	1B088E	1B088E						
04850		HERIN FT IN GRP	1B088F	1B088F	1B088F	1B088F	1B088F	1B088F	1B088F						
04860		HERIN GT AWY PB	1B088G	1B088G	1B088G	1B088G	1B088G	1B088G	1B088G						
04870		HERIN BOREDOME	1B088H	1B088H	1B088H	1B088H	1B088H	1B088H	1B088H						
04880		HERIN ANGR&FRST	1B088I	1B088I	1B088I	1B088I	1B088I	1B088I	1B088I						
04890		HERIN GT THR DA	1B088J	1B088J	1B088J	1B088J	1B088J	1B088J	1B088J						
04900		HERIN INC EF DG	1B088K	1B088K	1B088K	1B088K	1B088K	1B088K	1B088K						
04910		HERIN DEC EF DG	1B088L	1B088L	1B088L	1B088L	1B088L	1B088L	1B088L						
04920		HERIN I AM HOOK	1B088M	1B088M	1B088M	1B088M	1B088M	1B088M	1B088M						
05230	87	NARC EXPERIMENT	1B098A	1B098A	1B098A	1B098A	1B098A	1B098A	1B098A	1B097A	1B097A	1B097A	1B097A	1B097A	1B097A
05240	87	NARC RELAX	1B098B	1B098B	1B098B	1B098B	1B098B	1B098B	1B098B	1B097B	1B097B	1B097B	1B097B	1B097B	1B097B
05250	87	NARC GET HIGH	1B098C	1B098C	1B098C	1B098C	1B098C	1B098C	1B098C	1B097C	1B097C	1B097C	1B097C	1B097C	1B097C
05260	87	NARC SK INSIGTS	1B098D	1B098D	1B098D	1B098D	1B098D	1B098D	1B098D	1B097D	1B097D	1B097D	1B097D	1B097D	1B097D
05270	87	NARC GD TM FRND	1B098E	1B098E	1B098E	1B098E	1B098E	1B098E	1B098E	1B097E	1B097E	1B097E	1B097E	1B097E	1B097E
05280	87	NARC FIT IN GRP	1B098F	1B098F	1B098F	1B098F	1B098F	1B098F	1B098F	1B097F	1B097F	1B097F	1B097F	1B097F	1B097F
05290	87	NARC GT AWY PBM	1B098G	1B098G	1B098G	1B098G	1B098G	1B098G	1B098G	1B097G	1B097G	1B097G	1B097G	1B097G	1B097G
05300	87	NARC BOREDOME	1B098H	1B098H	1B098H	1B098H	1B098H	1B098H	1B098H	1B097H	1B097H	1B097H	1B097H	1B097H	1B097H
05310	87	NARC ANGR&FRSTN	1B098I	1B098I	1B098I	1B098I	1B098I	1B098I	1B098I	1B097I	1B097I	1B097I	1B097I	1B097I	1B097I
05320	87	NARC GT THRU DA	1B098J	1B098J	1B098J	1B098J	1B098J	1B098J	1B098J	1B097J	1B097J	1B097J	1B097J	1B097J	1B097J
05330	87	NARC INC EF DG	1B098K	1B098K	1B098K	1B098K	1B098K	1B098K	1B098K	1B097K	1B097K	1B097K	1B097K	1B097K	1B097K
05340	87	NARC DEC EF DG	1B098L	1B098L	1B098L	1B098L	1B098L	1B098L	1B098L	1B097L	1B097L	1B097L	1B097L	1B097L	1B097L
05350	87	NARC GET SLEEP	1B098M	1B098M	1B098M	1B098M	1B098M	1B098M	1B098M	1B097M	1B097M	1B097M	1B097M	1B097M	1B097M
05360	87	NARC SBST HERIN	1B098N	1B098N	1B098N	1B098N	1B098N	1B098N	1B098N	1B097N	1B097N	1B097N	1B097N	1B097N	1B097N
05363	87	NARC RLV PHYS P			1B098O	1B098O	1B098O	1B098O	1B098O	1B097O	1B097O	1B097O	1B097O	1B097O	1B097O
05366	87	NARC RLV COUGHN			1B098P	1B098P	1B098P	1B098P	1B098P	1B097P	1B097P	1B097P	1B097P	1B097P	1B097P
05370	87	NARC I AM HOOKD	1B098O	1B098O	1B098Q	1B098Q	1B098Q	1B098Q	1B098Q	1B097Q	1B097Q	1B097Q	1B097Q	1B097Q	1B097Q
23740		STRDS-RECOVER INJ													
23750		STRDS-PREVNT INJ													
23760		STRDS-IMP PERFRM													
23770		STRDS-IMP APPEAR													
23780		STRDS-OTHER RSNS													
30110	237	START SMK LOSEWT													

A06b: DRUGS. Reasons for abstention from, or stopping drug use

09020	153	CNCRN PSYCH DAMG	3D04A	3D04A*	3D04A	3D04A	3D04A	3D04A	3D04A	3D04A	3D04A	3D04A	3D04A	3D04A	3D04A
09030	153	CNCRN PHYSCL DMG	3D04B	3D04B*	3D04B	3D04B	3D04B	3D04B	3D04B	3D04B	3D04B	3D04B	3D04B	3D04B	3D04B
09040	153	CNCRN GT ARRESTD	3D04C	3D04C*	3D04C	3D04C	3D04C	3D04C	3D04C	3D04C	3D04C	3D04C	3D04C	3D04C	3D04C
09050	153	CNCRN BECOM ADCT	3D04D	3D04D*	3D04D	3D04D	3D04D	3D04D	3D04D	3D04D	3D04D	3D04D	3D04D	3D04D	3D04D
09060	153	AGST MY BELIEFS	3D04E	3D04E*	3D04E	3D04E	3D04E	3D04E	3D04E	3D04E	3D04E	3D04E	3D04E	3D04E	3D04E
09070	153	CNCRN LEGY&AMBTN	3D04F	3D04F*	3D04F	3D04F	3D04F	3D04F	3D04F	3D04F	3D04F	3D04F	3D04F	3D04F	3D04F
09080	153	CNCRN LOSS CNTRL	3D04G	3D04G*	3D04G	3D04G	3D04G	3D04G	3D04G	3D04G	3D04G	3D04G	3D04G	3D04G	3D04G
09090	153	MJ ->STRNGR DRGS	3D04H	3D04H*	3D04H	3D04H	3D04H	3D04H	3D04H	3D04H	3D04H	3D04H	3D04H	3D04H	3D04H
09100	153	MJ NOT ENJOYABLE	3D04I	3D04I*	3D04I	3D04I	3D04I	3D04I	3D04I	3D04I	3D04I	3D04I	3D04I	3D04I	3D04I
09110	153	PRNTS DISAPPROVE	3D04J	3D04J*	3D04J	3D04J	3D04J	3D04J	3D04J	3D04J	3D04J	3D04J	3D04J	3D04J	3D04J
09120	153	HS/WF DISAPPROVE	3D04K	3D04K*	3D04K	3D04K	3D04K	3D04K	3D04K	3D04K	3D04K	3D04K	3D04K	3D04K	3D04K
09130	153	DONT LIKE USERS	3D04L	3D04L*	3D04L	3D04L	3D04L	3D04L	3D04L	3D04L	3D04L	3D04L	3D04L	3D04L	3D04L
09140	153	FRNDS DNT USE IT	3D04M	3D04M*	3D04M	3D04M	3D04M	3D04M	3D04M	3D04M	3D04M	3D04M	3D04M	3D04M	3D04M
09150	153	PSSBLY BAD TRIP	3D04N	3D04N*	3D04N	3D04N	3D04N	3D04N	3D04N	3D04N	3D04N	3D04N	3D04N	3D04N	3D04N
09160	153	TOO EXPENSIVE		3D04O	3D04O	3D04O	3D04O	3D04O	3D04O	3D04O	3D04O	3D04O	3D04O	3D04O	3D04O
09170	153	NOT AVAILABLE		3D04P	3D04P	3D04P	3D04P	3D04P	3D04P	3D04P	3D04P	3D04P	3D04P	3D04P	3D04P
09180	153	NOT WNT GET HIGH		3D04Q	3D04Q	3D04Q	3D04Q	3D04Q	3D04Q	3D04Q	3D04Q	3D04Q	3D04Q	3D04Q	3D04Q
24010		CRK CRN PSYC DMG													
24020		CRK CRN PHYS DMG													
24030		CRK CRN GT ARSTD													
24040		CRK CRN ADDICTN													
24050		CRK AGST BELIEFS													
24060		CRK CRN LEGY&AMB													
24070		CRK CRN LSS CNL													
24080		CRK->STRNGR DRGS													
24090		CRK NT ENJOYABLE													
24100		CRK PRNTS DISAPR													
24110		CRK HS/WF DISAPR													
24120		CRK DISLIKE USRS													
24130		CRK FRNDS DT USE													

*item text changed from previous year

A06a: DRUGS. Reasons for use (continued)

A06b: DRUGS. Reasons for abstention from, or stopping drug use

09020	3D04A	3D04A	3D04A	3D04A	3D08A	3D08A	3D08A	3D08A	3D08A	3D08A	3D08A	3D08A	3D08A	3D08A	3D08A	3D08A	3D08A
09030	3D04B	3D04B	3D04B	3D04B	3D08B	3D08B	3D08B	3D08B	3D08B	3D08B	3D08B	3D08B	3D08B	3D08B	3D08B	3D08B	3D08B
09040	3D04C	3D04C	3D04C	3D04C	3D08C	3D08C	3D08C	3D08C	3D08C	3D08C	3D08C	3D08C	3D08C	3D08C	3D08C	3D08C	3D08C
09050	3D04D	3D04D	3D04D	3D04D	3D08D	3D08D	3D08D	3D08D	3D08D	3D08D	3D08D	3D08D	3D08D	3D08D	3D08D	3D08D	3D08D
09060	3D04E	3D04E	3D04E	3D04E	3D08E	3D08E	3D08E	3D08E	3D08E	3D08E	3D08E	3D08E	3D08E	3D08E	3D08E	3D08E	3D08E
09070	3D04F	3D04F	3D04F	3D04F	3D08F	3D08F	3D08F	3D08F	3D08F	3D08F	3D08F	3D08F	3D08F	3D08F	3D08F	3D08F	3D08F
09080	3D04G	3D04G	3D04G	3D04G	3D08G	3D08G	3D08G	3D08G	3D08G	3D08G	3D08G	3D08G	3D08G	3D08G	3D08G	3D08G	3D08G
09090	3D04H	3D04H	3D04H	3D04H	3D08H	3D08H	3D08H	3D08H	3D08H	3D08H	3D08H	3D08H	3D08H	3D08H	3D08H	3D08H	3D08H
09100	3D04I	3D04I	3D04I	3D04I	3D08I	3D08I	3D08I	3D08I	3D08I	3D08I	3D08I	3D08I	3D08I	3D08I	3D08I	3D08I	3D08I
09110	3D04J	3D04J	3D04J	3D04J	3D08J	3D08J	3D08J	3D08J	3D08J	3D08J	3D08J	3D08J	3D08J	3D08J	3D08J	3D08J	3D08J
09120	3D04K	3D04K	3D04K	3D04K	3D08K	3D08K	3D08K	3D08K	3D08K	3D08K	3D08K	3D08K	3D08K	3D08K	3D08K	3D08K	3D08K
09130	3D04L	3D04L	3D04L	3D04L	3D08L	3D08L	3D08L	3D08L	3D08L	3D08L	3D08L	3D08L	3D08L	3D08L	3D08L	3D08L	3D08L
09140	3D04M	3D04M	3D04M	3D04M	3D08M	3D08M	3D08M	3D08M	3D08M	3D08M	3D08M	3D08M	3D08M	3D08M	3D08M	3D08M	3D08M
09150	3D04N	3D04N	3D04N	3D04N	3D08N	3D08N	3D08N	3D08N	3D08N	3D08N	3D08N	3D08N	3D08N	3D08N	3D08N	3D08N	3D08N
09160	3D04O	3D04O	3D04O	3D04O	3D08O	3D08O	3D08O	3D08O	3D08O	3D08O	3D08O	3D08O	3D08O	3D08O	3D08O	3D08O	3D08O
09170	3D04P	3D04P	3D04P	3D04P	3D08P	3D08P	3D08P	3D08P	3D08P	3D08P	3D08P	3D08P	3D08P	3D08P	3D08P	3D08P	3D08P
09180	3D04Q	3D04Q	3D04Q	3D04Q	3D08Q	3D08Q	3D08Q	3D04Q	3D04Q	3D08Q	3D08Q	3D08Q	3D08Q	3D08Q	3D08Q	3D08Q	3D08Q
24010		6D15A	6D15A	6D13A	6D13A	6D13A	6D13A	6D13A	6D13A								
24020		6D15B	6D15B	6D13B	6D13B	6D13B	6D13B	6D13B	6D13B								
24030		6D15C	6D15C	6D13C	6D13C	6D13C	6D13C	6D13C	6D13C								
24040		6D15D	6D15D	6D13D	6D13D	6D13D	6D13D	6D13D	6D13D								
24050		6D15E	6D15E	6D13E	6D13E	6D13E	6D13E	6D13E	6D13E								
24060		6D15F	6D15F	6D13F	6D13F	6D13F	6D13F	6D13F	6D13F								
24070		6D15G	6D15G	6D13G	6D13G	6D13G	6D13G	6D13G	6D13G								
24080		6D15H	6D15H	6D13H	6D13H	6D13H	6D13H	6D13H	6D13H								
24090		6D15I	6D15I	6D13I	6D13I	6D13I	6D13I	6D13I	6D13I								
24100		6D15J	6D15J	6D13J	6D13J	6D13J	6D13J	6D13J	6D13J								
24110		6D15K	6D15K	6D13K	6D13K	6D13K	6D13K	6D13K	6D13K								
24120		6D15L	6D15L	6D13L	6D13L	6D13L	6D13L	6D13L	6D13L								
24130		6D15M	6D15M	6D13M	6D13M	6D13M	6D13M	6D13M	6D13M								

[illegible]

A06b: DRUGS. Reasons for abstinence from, or stopping drug use (continued)

A06c: DRUGS. Worries about the consequences of quitting

A07a: DRUGS. Driving, tickets, and accidents after use

A07b: DRUGS. Other problems

[illegible]

A07b: DRUGS. Other problems (continued)

A08a: DRUGS. Sources of help, treatment

A09a: DRUGS. Parental awareness of use

A09b: DRUGS. Others' awareness of use

[illegible]

A07b: DRUGS. Other problems (continued)


A08a: DRUGS. Sources of help, treatment

A09a: DRUGS. Parental awareness of use

A09b: DRUGS. Others' awareness of use[illegible]

08560	100	DAP SMK 1PCK CI													
08560	128	DAP SMK 1PCK CIG													
08560	144	DAP SMK 1PCK CIG	3A28A	3A28A	3A28A	3A28A	3A28A	3A28A	3A28A	3A28A	3A28A	3A28A	3A28A	3A28A	3A28A
08560	231	DAP SMK 1PCK CIG													
08570	100	DAP TRY MRJ 1-2													
08570	128	DAP TRY MRJ 1-2T													
08570	144	DAP TRY MRJ 1-2T	3A28B	3A28B	3A28B	3A28B	3A28B	3A28B	3A28B	3A28B	3A28B	3A28B	3A28B	3A28B	3A28B
08570	231	DAP TRY MRJ 1-2T													
08580	100	DAP SMK MRJ OCC													
08580	128	DAP SMK MRJ OCCS													
08580	144	DAP SMK MRJ OCCS	3A28C	3A28C	3A28C	3A28C	3A28C	3A28C	3A28C	3A28C	3A28C	3A28C	3A28C	3A28C	3A28C
08580	231	DAP SMK MRJ OCCS													
08590	100	DAP SMK MRJ REG													
08590	128	DAP SMK MRJ REGL													
08590	144	DAP SMK MRJ REGL	3A28D	3A28D	3A28D	3A28D	3A28D	3A28D	3A28D	3A28D	3A28D	3A28D	3A28D	3A28D	3A28D
08590	231	DAP SMK MRJ REGL													
08600	144	DAP TRY LSD 1-2T	3A28E	3A28E	3A28E	3A28E	3A28E	3A28E	3A28E	3A28E	3A28E	3A28E	3A28E	3A28E	3A28E
08600		DAP TRY LSD 1-2T													
08610	145	DAP TKG LSD REGL	3A28F	3A28F	3A28F	3A28F	3A28F	3A28F	3A28F	3A28F	3A28F	3A28F	3A28F	3A28F	3A28F
08610		DAP TKG LSD REGL													
08620	145	DAP TRY HRN 1-2T	3A28G	3A28G	3A28G	3A28G	3A28G	3A28G	3A28G	3A28G	3A28G	3A28G	3A28G	3A28G	3A28G
08620		DAP TRY HRN 1-2T													
08630	145	DAP TKG HRN OCCS	3A28H	3A28H	3A28H	3A28H	3A28H	3A28H	3A28H	3A28H	3A28H	3A28H	3A28H	3A28H	3A28H
08630		DAP TKG HRN OCCS													
08640	145	DAP TKG HRN REGL	3A28I	3A28I	3A28I	3A28I	3A28I	3A28I	3A28I	3A28I	3A28I	3A28I	3A28I	3A28I	3A28I
08640		DAP TKG HRN REGL													
08650		DAP TRY BRB 1-2T	3A28J	3A28J	3A28J	3A28J	3A28J	3A28J	3A28J	3A28J	3A28J	3A28J	3A28J	3A28J	3A28J
08655	145	DAP TRY SED/B1-2													
08660		DAP TKG BRB REGL	3A28K	3A28K	3A28K	3A28K	3A28K	3A28K	3A28K	3A28K	3A28K	3A28K	3A28K	3A28K	3A28K
08665	145	DAP USE SED/BREG													
08670	145	DAP TRY AMP 1-2T	3A28L	3A28L	3A28L	3A28L	3A28L	3A28L	3A28L	3A28L	3A28L	3A28L	3A28L	3A28L	3A28L
08670		DAP TRY AMP 1-2T													
08680	145	DAP TKG AMP REGL	3A28M	3A28M	3A28M	3A28M	3A28M	3A28M	3A28M	3A28M	3A28M	3A28M	3A28M	3A28M	3A28M
08680		DAP TKG AMP REGL													
08690	145	DAP TRY COC 1-2T	3A28N	3A28N	3A28N	3A28N	3A28N	3A28N	3A28N	3A28N	3A28N	3A28N	3A28N	3A28N	3A28N
08690	232	DAP TRY COC 1-2T													
08700	145	DAP TKG COC REGL	3A28O	3A28O	3A28O	3A28O	3A28O	3A28O	3A28O	3A28O	3A28O	3A28O	3A28O	3A28O	3A28O
08710	101	DAP TRY DRK AI C													

[illegible]



Item Ref. No.	Page Loc. in Vol.	ITEM DESCRIPTION (ABBREVIATED)	QUESTIONNAIRE LOCATION BY YEAR (FORM, SECTION, AND QUESTION NUMBER)											
			1976	1977	1978	1979	1980	1981	1982	1983	1984	1985	1986	1987

A11a: DRUGS. Own attitudes about use by adults (continued)

08710	129	DAP TRY DRK ALCL												
08710	146	DAP TRY DRK ALCL	3A28P	3A28P	3A28P	3A28P	3A28P	3A28P	3A28P	3A28P	3A28P	3A28P	3A28P	3A28P
08710		DAP TRY DRK ALCL												
08720	101	DAP 1-2 DRK/DAY												
08720	129	DAP 1-2 DRK/DAY												
08720	146	DAP 1-2 DRK/DAY	3A28Q	3A28Q	3A28Q	3A28Q	3A28Q	3A28Q	3A28Q	3A28Q	3A28Q	3A28Q	3A28Q	3A28Q
08730	101	DAP 4-5 DRK/DAY												
08730	129	DAP 4-5 DRK/DAY												
08730	146	DAP 4-5 DRK/DAY	3A28R	3A28R	3A28R	3A28R	3A28R	3A28R	3A28R	3A28R	3A28R	3A28R	3A28R	3A28R
08730	232	DAP 4-5 DRK/DAY												
08740	101	DAP 5+ DRK WKND												
08740	129	DAP 5+ DRK WKND												
08740	146	DAP 5+ DRK WKND	3A28S	3A28S	3A28S	3A28S	3A28S	3A28S	3A28S	3A28S	3A28S	3A28S	3A28S	3A28S
08740	232	DAP 5+ DRK WKND												
23630	100	DAP COK PWD 1-2												
23630	129	DAP COK PWD 1-2T												
23630		DAP COK PWD 1-2T												
23640	101	DAP COK PWDR OC												
23640	129	DAP COK PWDR OCC												
23640		DAP COK PWDR OCC												
23650	101	DAP COK PWDR RE												
23650	129	DAP COK PWDR REG												
23650		DAP COK PWDR REG												
23660	101	DAP TRY CRK 1-2												
23660	129	DAP TRY CRK 1-2T												
23660		DAP TRY CRK 1-2T												
23670	101	DAP CRACK OCC												
23670	129	DAP CRACK OCC												
23670		DAP CRACK OCC												
23680	101	DAP CRACK REG												
23680	129	DAP CRACK REG												
23680		DAP CRACK REG												
23690		DAP TRY PCP 1-2T												
24520	232	DAP STEROID ATHL												
29690	232	DAP H -NDL 1-2X												
29700	232	DAP H -NDL OCC												
29960	232	DAP MDMA 1-2X												
30280	239	ANTISMK ADS<FVRB												

A11b: DRUGS. Own attitudes regarding drugs for own children

07210		FBD CHLD CIG RGL		2E01A										
07220		FBD CHLD MJ OCCS		2E01B										
07230		FBD CHLD MJ RGLY		2E01C										
07240		FBD CHLD LSD OCC		2E01D										
07250		FBD CHLD AMPH OC		2E01E										
07260		FBD CHLD BARB OC		2E01F										
07270		FBD CHLD COKE OC		2E01G										
07280		FBD CHLD HRN OCC		2E01H										
07290		FBD CHLD DRNK OC		2E01I										
07300		FBD CHLD DRNK RG		2E01J										
07310		FBD CHLD DRUNKOC		2E01K										

A11c: DRUGS. Own perceptions of users

13060	212	I/MJ USR,>CREATV		5E01A	5E01A	5E01A	5E01A	5E01A	5E01A	5E01A	5E01A	5E01A	5E01A	5E01A
13070	212	I/MJ USR,<SENSBL		5E01B	5E01B	5E01B	5E01B	5E01B	5E01B	5E01B	5E01B	5E01B	5E01B	5E01B
13080	212	I/MJ USR,>INTRST		5E01C	5E01C	5E01C	5E01C	5E01C	5E01C	5E01C	5E01C	5E01C	5E01C	5E01C
13090	213	I/MJ USR,<HRDWKG		5E01D	5E01D	5E01D	5E01D	5E01D	5E01D	5E01D	5E01D	5E01D	5E01D	5E01D
13100	213	I/MJ USR,>INDPND		5E01E	5E01E	5E01E	5E01E	5E01E	5E01E	5E01E	5E01E	5E01E	5E01E	5E01E
13110	213	I/MJ USR,>UNSTBL		5E01F	5E01F	5E01F	5E01F	5E01F	5E01F	5E01F	5E01F	5E01F	5E01F	5E01F
13120	213	I/MJ USR,>CNCRND		5E01G	5E01G	5E01G	5E01G	5E01G	5E01G	5E01G	5E01G	5E01G	5E01G	5E01G
13130	213	I/MJ USR,>WKWLD		5E01H	5E01H	5E01H	5E01H	5E01H	5E01H	5E01H	5E01H	5E01H	5E01H	5E01H
13140	213	I/MJ USR,>CRMNL		5E01I	5E01I	5E01I	5E01I	5E01I	5E01I	5E01I	5E01I	5E01I	5E01I	5E01I
13330		I/DG USR,>CREATV		5E03A	5E03A		5E03A		5E03A	5E03A	5E02A	5E02A	5E02A	5E02A
13340		I/DG USR,<SENSBL		5E03B	5E03B		5E03B		5E03B	5E03B	5E02B	5E02B	5E02B	5E02B
13350		I/DG USR,>INTRST		5E03C	5E03C		5E03C		5E03C	5E03C	5E02C	5E02C	5E02C	5E02C
13360		I/DG USR,<HRDWKG		5E03D	5E03D		5E03D		5E03D	5E03D	5E02D	5E02D	5E02D	5E02D
13370		I/DG USR,>INDPND		5E03E	5E03E		5E03E		5E03E	5E03E	5E02E	5E02E	5E02E	5E02E
13380		I/DG USR,>UNSTBL		5E03F	5E03F		5E03F		5E03F	5E03F	5E02F	5E02F	5E02F	5E02F
13390		I/DG USR,>CNCRND		5E03G	5E03G		5E03G		5E03G	5E03G	5E02G	5E02G	5E02G	5E02G
13400		I/DG USR,>WKWLD		5E03H	5E03H		5E03H		5E03H	5E03H	5E02H	5E02H	5E02H	5E02H
13410		I/DG USR,>CRMNL		5E03I	5E03I		5E03I		5E03I	5E03I	5E02I	5E02I	5E02I	5E02I
13670	157	DRG USE+,MY FLGS		5E07C	5E07C	5E05C	5E07C		3E07C	3E07C	3E07C	3E07C	3E07C	3E07C
20880	213	GUY SMK COOL						5E03A	5E05A	5E05A	5E03A	5E03A	5E03A	5E03A
20890	213	GUY SMK INSECURE						5E03B	5E05B	5E05B	5E03B	5E03B	5E03B	5E03B
20900	214	GUY SMK INDPNDNT						5E03C	5E05C	5E05C	5E03C	5E03C	5E03C	5E03C
20910	214	GUY SMK CONFORMG						5E03D	5E05D	5E05D	5E03D	5E03D	5E03D	5E03D

A11a: DRUGS. Own attitudes about use by adults (continued)

A11b: DRUGS. Own attitudes regarding drugs for own children

A11c: DRUGS. Own perceptions of users[illegible]

[illegible]

Item Ref. No.	QUESTIONNAIRE LOCATION																
	BY YEAR																
	(FORM, SECTION, AND QUESTION NUMBER)																
	1988	1989	1990	1991	1992	1993	1994	1995	1996	1997	1998	1999	2000	2001	2002	2003	2004

A11c: DRUGS. Own perceptions of users (continued)

20920	5E03E	5E03E	5E03E	5E03E	5E03E	5E03E	5E03E	5E03E	5E03E	5E03E	5E03E	5E03E	5E03E	5E03E	5E03E	5E03E	5E02E
20930	5E03F	5E03F	5E03F	5E03F	5E03F	5E03F	5E03F	5E03F	5E03F	5E03F	5E03F	5E03F	5E03F	5E03F	5E03F	5E03F	5E02F
20940	5E04A	5E04A	5E04A	5E04A	5E04A	5E04A	5E04A	5E04A	5E04A	5E04A	5E04A	5E04A	5E04A	5E04A	5E04A	5E04A	5E03A
20950	5E04B	5E04B	5E04B	5E04B	5E04B	5E04B	5E04B	5E04B	5E04B	5E04B	5E04B	5E04B	5E04B	5E04B	5E04B	5E04B	5E03B
20960	5E04C	5E04C	5E04C	5E04C	5E04C	5E04C	5E04C	5E04C	5E04C	5E04C	5E04C	5E04C	5E04C	5E04C	5E04C	5E04C	5E03C
20970	5E04D	5E04D	5E04D	5E04D	5E04D	5E04D	5E04D	5E04D	5E04D	5E04D	5E04D	5E04D	5E04D	5E04D	5E04D	5E04D	5E03D
20980	5E04E	5E04E	5E04E	5E04E	5E04E	5E04E	5E04E	5E04E	5E04E	5E04E	5E04E	5E04E	5E04E	5E04E	5E04E	5E04E	5E03E
20990	5E04F	5E04F	5E04F	5E04F	5E04F	5E04F	5E04F	5E04F	5E04F	5E04F	5E04F	5E04F	5E04F	5E04F	5E04F	5E04F	5E03F
21000	5E05A	5E05A	5E05A	5E05A	5E05A	5E05A	5E05A	5E05A	5E05A	5E05A	5E05A	5E05A	5E05A	5E05A	5E05A	5E05A	5E04A
21010	5E05B	5E05B	5E05B	5E05B	5E05B	5E05B	5E05B	5E05B	5E05B	5E05B	5E05B	5E05B	5E05B	5E05B	5E05B	5E05B	5E04B
21020	5E05C	5E05C	5E05C	5E05C	5E05C	5E05C	5E05C	5E05C	5E05C	5E05C	5E05C	5E05C	5E05C	5E05C	5E05C	5E05C	5E04C
21030	5E05D	5E05D	5E05D	5E05D	5E05D	5E05D	5E05D	5E05D	5E05D	5E05D	5E05D	5E05D	5E05D	5E05D	5E05D	5E05D	5E04D
21040	5E05E	5E05E	5E05E	5E05E	5E05E	5E05E	5E05E	5E05E	5E05E	5E05E	5E05E	5E05E	5E05E	5E05E	5E05E	5E05E	5E04E
21050	5E05F	5E05F	5E05F	5E05F	5E05F	5E05F	5E05F	5E05F	5E05F	5E05F	5E05F	5E05F	5E05F	5E05F	5E05F	5E05F	5E04F
21055	5E05G	5E05G	5E05G	5E05G	5E05G	5E05G	5E05G	5E05G	5E05G	5E05G	5E05G	5E05G	5E05G	5E05G	5E05G	5E05G	5E04G

A11d: DRUGS. Own attitudes about use by people of high school age

22070	5E09C	5E09C	5E10C	5E10C	5E10C	5E10C	5E10C	5E10C	5E10C	5E10C	5E10C	5E10C	5E10C	5E10C	5E10C	5E10C	5E10C
22090	5E09E	5E09E	5E10E	5E10E	5E10E	5E10E	5E10E	5E10E	5E10E	5E10E	5E10E	5E10E	5E10E	5E10E	5E10E	5E10E	5E10E
22110	5E09G	5E09G	5E10G	5E10G	5E10G	5E10G	5E10G	5E10G	5E10G	5E10G	5E10G	5E10G	5E10G	5E10G	5E10G	5E10G	5E10G
22405																	
30340																	

A12a: DRUGS. Parents' attitudes regarding drugs

11380																	
11390																	
11400																	
11410																	
11420																	
11430																	
11440																	
11450																	
11460																	

A12b: DRUGS. Friends and fellow students' attitudes regarding drugs

11470	4E07A	4E07A	4E07A	4E07A	4E07A	4E07A	4E07A	4E07A	4E07A	4E07A	4E07A	4E06A	4E06A	4E06A	4E06A	4E06A	4E06A
11470		6D12A	6D12A	6D10A	6D10A	6D10A	6D10A	6D10A	6D10A	6D10A	6D17C	6D17C	6D18C	6D18C	6D18C	6D18C	6D18C
11480	4E07B	4E07B	4E07B	4E07B	4E07B	4E07B	4E07B	4E07B	4E07B	4E07B	4E07B	4E06B	4E06B	4E06B	4E06B	4E06B	4E06B
11480		6D12B	6D12B	6D10B	6D10B	6D10B	6D10B	6D10B	6D10B	6D10B	6D17G	6D17G	6D18G	6D18G	6D18G	6D18G	6D18G
11490	4E07C	4E07C	4E07C	4E07C	4E07C	4E07C	4E07C	4E07C	4E07C	4E07C	4E07C	4E06C	4E06C	4E06C	4E06C	4E06C	4E06C
11490		6D12C	6D12C	6D10C	6D10C	6D10C	6D10C	6D10C	6D10C	6D10C	6D17H	6D17H	6D18H	6D18H	6D18H	6D18H	6D18H
11500	4E07D	4E07D	4E07D	4E07D	4E07D	4E07D	4E07D	4E07D	4E07D	4E07D	4E07D	4E06D	4E06D	4E06D	4E06D	4E06D	4E06D
11500		6D12D	6D12D	6D10D	6D10D	6D10D	6D10D	6D10D	6D10D	6D10D	6D17I	6D17I	6D18I	6D18I	6D18I	6D18I	6D18I
11510	4E07E	4E07E	4E07E	4E07E	4E07E	4E07E	4E07E	4E07E	4E07E	4E07E	4E07E	4E06E	4E06E	4E06E	4E06E	4E06E	4E06E
11510		6D12E															
11520	4E07F	4E07F	4E07F	4E07F	4E07F	4E07F	4E07F	4E07F	4E07F	4E07F	4E07F	4E06F	4E06F	4E06F	4E06F	4E06F	4E06F
11520		6D12F															
11525	4E07G	4E07G	4E07G	4E07G	4E07G	4E07G	4E07G	4E07G	4E07G	4E07G	4E07G	4E06G	4E06G	4E06G	4E06G	4E06G	4E06G
11526	4E07H	4E07H	4E07H	4E07H	4E07H	4E07H	4E07H	4E07H	4E07H	4E07H	4E07H	4E06H	4E06H	4E06H	4E06H	4E06H	4E06H
11530	4E07I	4E07I	4E07I	4E07I	4E07I	4E07I	4E07I	4E07I	4E07I	4E07I	4E07I	4E06I	4E06I	4E06I	4E06I	4E06I	4E06I
11530		6D12K	6D12I	6D10I	6D10I	6D10I	6D10I	6D10I	6D10I	6D10I	6D17N	6D17N	6D18N	6D18N	6D18N	6D18N	6D18N
11540	4E07J	4E07J	4E07J	4E07J	4E07J	4E07J	4E07J	4E07J	4E07J	4E07J	4E07J	4E06J	4E06J	4E06J	4E06J	4E06J	4E06J
11540		6D12L	6D12J	6D10J	6D10J	6D10J	6D10J	6D10J	6D10J	6D10J	6D17O	6D17O	6D18O	6D18O	6D18O	6D18O	6D18O
11550	4E07K	4E07K	4E07K	4E07K	4E07K	4E07K	4E07K	4E07K	4E07K	4E07K	4E07K	4E06K	4E06K	4E06K	4E06K	4E06K	4E06K
11550		6D12M	6D12K	6D10K	6D10K	6D10K	6D10K	6D10K	6D10K	6D10K	6D17P	6D17P	6D18P	6D18P	6D18P	6D18P	6D18P
11551	4E07L	4E07L	4E07L	4E07L	4E07L	4E07L	4E07L	4E07L	4E07L	4E07L	4E07L	4E06L	4E06L	4E06L	4E06L	4E06L	4E06L
11551		6D12N	6D12L	6D10L	6D10L	6D10L	6D10L	6D10L	6D10L	6D10L	6D17Q	6D17Q	6D18Q	6D18Q	6D18Q	6D18Q	6D18Q
11552	4E07M	4E07M	4E07M	4E07M	4E07M	4E07M	4E07M	4E07M	4E07M	4E07M	4E07M	4E06M	4E06M	4E06M	4E06M	4E06M	4E06M
11552		6D12O	6D12M	6D10M	6D10M	6D10M	6D10M	6D10M	6D10M	6D10M	6D17R	6D17R	6D18R	6D18R	6D18R	6D18R	6D18R
13650	3E07A	3E07A	3E07A	3E07A	3E07A	3E07A	3E07A	3E07A	3E07A	3E07A	3E05A	3E06A	3E06A	3E06A	3E06A	3E06A	3E06A
13660	3E07B	3E07B	3E07B	3E07B	3E07B	3E07B	3E07B	3E07B	3E07B	3E07B	3E05B	3E06B	3E06B	3E06B	3E06B	3E06B	3E06B
22450	4E09D	4E09D	4E09D	4E09D	4E09D	4E09D	4E09D	4E09D	4E09D	4E09D	4E09D	4E08D	4E08D	4E08D	4E08D	4E08D	4E08D
23940		6D12G	6D12E	6D10E	6D10E	6D10E	6D10E	6D10E	6D10E	6D10E	6D17J	6D17J	6D18J	6D18J	6D18J	6D18J	6D18J
23950		6D12H	6D12F	6D10F	6D10F	6D10F	6D10F	6D10F	6D10F	6D10F	6D17K	6D17K	6D18K	6D18K	6D18K	6D18K	6D18K
23960		6D12I	6D12G	6D10G	6D10G	6D10G	6D10G	6D10G	6D10G	6D10G	6D17L	6D17L	6D18L	6D18L	6D18L	6D18L	6D18L
23970		6D12J	6D12H	6D10H	6D10H	6D10H	6D10H	6D10H	6D10H	6D10H	6D17M	6D17M	6D18M	6D18M	6D18M	6D18M	6D18M
30380											6D17A	6D17A	6D18A	6D18A	6D18A	6D18A	6D18A
30390											6D17B	6D17B	6D18B	6D18B	6D18B	6D18B	6D18B
30400											6D17D	6D17D	6D18D	6D18D	6D18D	6D18D	6D18D
30410											6D17E	6D17E	6D18E	6D18E	6D18E	6D18E	6D18E
30420											6D17F	6D17F	6D18F	6D18F	6D18F	6D18F	6D18F

A12c: DRUGS. Perception of drug users

12780																	
12790																	

[illegible]

A12c: DRUGS. Perception of drug users (continued)

A13a: DRUGS. Preferred legality for adults

A13b: DRUGS. Own response to legalization

A13c: DRUGS. Knowledge of marijuana laws

[illegible]

A14a: DRUGS. Risk of harm to self

[illegible]

[illegible]

A14a: DRUGS. Risk of harm to self (continued)

[illegible]

[illegible]

Item Ref. No.	QUESTIONNAIRE LOCATION																
	BY YEAR																
	(FORM, SECTION, AND QUESTION NUMBER)																
	1988	1989	1990	1991	1992	1993	1994	1995	1996	1997	1998	1999	2000	2001	2002	2003	2004

A14a: DRUGS. Risk of harm to self (continued)

24420			2E02H	2E02H	2E02H	2E02H	2E02H	2E02H	2E02H	2E02H	2E02H	2E02H	2E02H	2E02H	2E02H	2E02H	2E02H
24510			6A16O	6A18O	6A18O	6A11O	6A11O	6A19O	6A19O	6A17I	6A17I	6A17I	6A17I	6A17I	6A17I	6A17I	6A17I
29600								1A012O	1A012O	1A012O	1A012O	1A012O	1A012O	1A012O	1A012O	1A012O	1A012O
29610								1A012P	1A012P	1A012P	1A012P	1A012P	1A012P	1A012P	1A012P	1A012P	1A012P

A14b: DRUGS. Risk of drug harm to others

07320																	
07330																	
07340																	
07350																	
07360																	
07370																	
07380																	
07390																	
07400																	
07410																	
07420																	
07430																	
07440																	
07450																	
07460																	
07470																	
07480																	
07490																	
07500																	

A15a: DRUGS. Admitting use in questionnaire

20800	5E10	5E10	5E11	5E11	5E11	5E11	5E11	5E11	5E11	5E11	5E11	5E11	5E11	5E11	5E11	5E11	5E11
20810	5E11	5E11	5E12	5E12	5E12	5E12	5E12	5E12	5E12	5E12	5E12	5E12	5E12	5E12	5E12	5E12	5E12
20820	5E12	5E12	5E13	5E13	5E13	5E13	5E13	5E13	5E13	5E13	5E13	5E13	5E13	5E13	5E13	5E13	5E13

A16a: DRUGS. Parent groups

21730																	
21740																	
21750																	
21760																	
21770																	
21780																	
21790																	

A17a: DRUGS. Perceived use of drugs by role models

22380	4E08A	4E08A	4E08A	4E08A	4E08A	4E08A	4E08A	4E08A	4E08A	4E08A	4E08A	4E07A	4E07A	4E07A	4E07A	4E07A	4E07A
22380												6D05A	6D05A	6D05A	6D05A	6D05A	6D05A
22390	4E08B	4E08B	4E08B	4E08B	4E08B	4E08B	4E08B	4E08B	4E08B	4E08B	4E08B	4E07B	4E07B	4E07B	4E07B	4E07B	4E07B
22390												6D05B	6D05B	6D05B	6D05B	6D05B	6D05B
22400	4E08C	4E08C	4E08C	4E08C	4E08C	4E08C	4E08C	4E08C	4E08C	4E08C	4E08C	4E07C	4E07C	4E07C	4E07C	4E07C	4E07C
22400												6D05C	6D05C	6D05C	6D05C	6D05C	6D05C
22405												6D05D	6D05D	6D05D	6D05D	6D05D	6D05D
30310												6D04A	6D04A	6D04A	6D04A	6D04A	6D04A
30320												6D04B	6D04B	6D04B	6D04B	6D04B	6D04B
30330												6D04C	6D04C	6D04C	6D04C	6D04C	6D04C
30340												6D04D	6D04D	6D04D	6D04D	6D04D	6D04D

A17b: DRUGS. Perceived attitudes toward drugs by role models

22420	4E09A	4E09A	4E09A	4E09A	4E09A	4E09A	4E09A	4E09A	4E09A	4E09A	4E09A	4E08A	4E08A	4E08A	4E08A	4E08A	4E08A
22430	4E09B	4E09B	4E09B	4E09B	4E09B	4E09B	4E09B	4E09B	4E09B	4E09B	4E09B	4E08B	4E08B	4E08B	4E08B	4E08B	4E08B
22440	4E09C	4E09C	4E09C	4E09C	4E09C	4E09C	4E09C	4E09C	4E09C	4E09C	4E09C	4E08C	4E08C	4E08C	4E08C	4E08C	4E08C
22450	4E09D	4E09D	4E09D	4E09D	4E09D	4E09D	4E09D	4E09D	4E09D	4E09D	4E09D	4E08D	4E08D	4E08D	4E08D	4E08D	4E08D

A18a: DRUGS. Advertising

30260											6D01	6D01	6D01	6D01	6D01	6D01	6D01
30270											6D02	6D02	6D02	6D02	6D02	6D02	6D02
30280											6D03A	6D03A	6D03A	6D03A	6D03A	6D03A	6D03A
30290											6D03B	6D03B	6D03B	6D03B	6D03B	6D03B	6D03B
30300											6D03C	6D03C	6D03C	6D03C	6D03C	6D03C	6D03C

A18b: DRUGS. Logos

30160											6B16	6B16	6B16	6B16	6B16	6B16	6B16
30170											6B16Aa	6B16Aa	6B16Aa	6B16Aa	6B16Aa	6B16Aa	6B16Aa
30180											6B16Ab	6B16Ab	6B16Ab	6B16Ab	6B16Ab	6B16Ab	6B16Ab
30190											6B16Ac	6B16Ac	6B16Ac	6B16Ac	6B16Ac	6B16Ac	6B16Ac
30200											6B16Ad	6B16Ad	6B16Ad	6B16Ad	6B16Ad	6B16Ad	6B16Ad
30210											6B16Ae	6B16Ae	6B16Ae	6B16Ae	6B16Ae	6B16Ae	6B16Ae

[illegible]

A18b: DRUGS. Logos (continued)

[illegible]

A18c: DRUGS. Coupons

[illegible]

A18d: DRUGS. Free samples

[illegible]

A18e: DRUGS, Movies or TV

[illegible]

B01: EDUCATION. High school: scholastic status, objectives, experiences

[illegible]

*=item text changed from previous year

311

[illegible]



Item Ref. No.	Page Loc. in Vol.	ITEM DESCRIPTION (ABBREVIATED)	QUESTIONNAIRE LOCATION BY YEAR (FORM, SECTION, AND QUESTION NUMBER)											
			1976	1977	1978	1979	1980	1981	1982	1983	1984	1985	1986	1987

B01: EDUCATION. High school: scholastic status, objectives, experiences (continued)

23150	225	LSTYR/GT GD GRDS												
23160	225	LSTYR/U MISBEHAV												
23170	225	LSTYR/SKIP SCHL												
23180		8THGR/ENJOY SCHL												
23190		8THGR/HATE SCHL												
23200		8THGR/DO BEST WK												
23210		8THGR/SCH 2 HARD												
23220		8THGR/FOOL ROUND												
23230		8THGR/WK NT DONE												
23240		8THGR/GT GD GRDS												
23250		8THGR/U MISBEHAV												
23260		8THGR/SKIP SCHL												
23270	225	5-6GR/ENJOY SCHL												
23280	225	5-6GR/HATE SCHL												
23290	226	5-6GR/DO BEST WK												
23300	226	5-6GR/SCH 2 HARD												
23310	226	5-6GR/FOOL ROUND												
23320	226	5-6GR/WK NT DONE												
23330	226	5-6GR/GT GD GRDS												
23340	226	5-6GR/U MISBEHAV												
23350	226	5-6GR/SKIP SCHL												
23360	228	SCH ATV-ACDMC CL												
23370	228	SCH ATV-STDN GVT												
23530	228	EVER HELD BACK												
23540	228	NEED SUMMER SCHL												
23550	229	TCHR PRVNT SMKNG												
23560	229	TCHR PRVNT DRNG												
23570	229	TCHR PRVNT DRUGS												
23580	229	CNSEQNC 4 SMOKNG												
23590	229	CNSEQNC 4 ALCOHL												
23600	230	CNSEQNC 4 DRUGS												
29930	157	#HR/W CMPUTR SCH												

B02: EDUCATION. Combining work and school: attitudes, experiences

00590	25	HRS/W WRK SCHYR	1C23	1C23	1C23	1C23	1C23	1C23	1C23	1C23	1C23	1C23	1C23	1C23
00590	25	HRS/W WRK SCHYR	2C23	2C23	2C23	2C23	2C23	2C23	2C23	2C23	2C23	2C23	2C23	2C23
00590	25	HRS/W WRK SCHYR	3C23	3C23	3C23	3C23	3C23	3C23	3C23	3C23	3C23	3C23	3C23	3C23
00590	25	HRS/W WRK SCHYR	4C23	4C23	4C23	4C23	4C23	4C23	4C23	4C23	4C23	4C23	4C23	4C23
00590	25	HRS/W WRK SCHYR	5C23	5C23	5C23	5C23	5C23	5C23	5C23	5C23	5C23	5C23	5C23	5C23
00590	25	HRS/W WRK SCHYR												
05770	93	R IN WK-STDY PG	1D009	1D009	1D009	1D009	1D009	1D009	1D009	1D009	1D009	1D009	1D009	1D009
10260	168	JOB IMPC LRNING	4A08R	4A08R	4A08R	4A08R	4A08R	4A08R	4A08R	4A08R	4A08R	4A08R	4A08R	4A08R

B03: EDUCATION. Interracial contact at school

08220	140	DES AL CHL SM RC	3A10A	3A10A	3A10A	3A10A	3A10A	3A10A	3A10A	3A10A	3A10A	3A10A	3A10A	3A10A
08230	140	DES SM CHL OT RC	3A10B	3A10B	3A10B	3A10B	3A10B	3A10B	3A10B	3A10B	3A10B	3A10B	3A10B	3A10B
08240	140	DES MS CHL OT RC	3A10C	3A10C	3A10C	3A10C	3A10C	3A10C	3A10C	3A10C	3A10C	3A10C	3A10C	3A10C
08270	140	ELEMSCH AL OT RC	3A13	3A13	3A13	3A13	3A13	3A13	3A13	3A13	3A13	3A13	3A13	3A13
08280	140	HISCH AL OT RC	3A14	3A14	3A14	3A14	3A14	3A14	3A14	3A14	3A14	3A14	3A14	3A14
11890	194	RCL CNTCT SCHOOL	5A07A	5A07A	5A07A	5A07A	5A07A	5A07A	5A07A	5A07A	5A07A	5A07A	5A07A	5A07A

B04: EDUCATION. Student norms, misbehavior in class

05730	93	LOT CMPTN GRADE	1D005	1D005	1D005	1D005	1D005	1D005	1D005	1D005	1D005	1D005	1D005	1D005
05740	93	STDTS DSLK CHTG	1D006	1D006	1D006	1D006	1D006	1D006	1D006	1D006	1D006	1D006	1D006	1D006
05750	93	ST -LK PROV TCH	1D007	1D007	1D007	1D007	1D007	1D007	1D007	1D007	1D007	1D007	1D007	1D007
05760	93	FRD NCG/TCH -LK	1D008	1D008	1D008	1D008	1D008	1D008	1D008	1D008	1D008	1D008	1D008	1D008
13580	156	STS SCH RT FAMLY	5E05A	5E06A	5E06A	5E04A	5E06A		3E06A	3E06A	3E06A	3E06A	3E06A	3E06A
13590	156	STS SCH LDS STU	5E05B	5E06B	5E06B	5E04B	5E06B		3E06B	3E06B	3E06B	3E06B	3E06B	3E06B
13600	156	STS SCH NIC CAR	5E05C	5E06C	5E06C	5E04C	5E06C		3E06C	3E06C	3E06C	3E06C	3E06C	3E06C
13610	156	STS SCH HI GRDE	5E05D	5E06D	5E06D	5E04D	5E06D		3E06D	3E06D	3E06D	3E06D	3E06D	3E06D
13620	156	STS SCH GD ATHLT	5E05E	5E06E	5E06E	5E04E	5E06E		3E06E	3E06E	3E06E	3E06E	3E06E	3E06E
13630	156	STS SCH INTLCTL	5E05F	5E06F	5E06F	5E04F	5E06F		3E06F	3E06F	3E06F	3E06F	3E06F	3E06F
13640	157	STS SCH PLN CLG	5E05G	5E06G	5E06G	5E04G	5E06G		3E06G	3E06G	3E06G	3E06G	3E06G	3E06G
25730	117	#X TCHR INTRUPT												
25740	117	#X MISBHR INT U												
25760	118	SCHL RULES FAIR												

B05: EDUCATION. Counseling

05780	94	#X/YR COUNS IND	1D010	1D010	1D010	1D010	1D010	1D010	1D010	1D010	1D010	1D010	1D010	1D010
05790	94	#X/YR COUNS GRP	1D011	1D011	1D011	1D011	1D011	1D011	1D011	1D011	1D011	1D011	1D011	1D011
05800	94	R LK C COUNS MR	1D012	1D012	1D012	1D012	1D012	1D012	1D012	1D012	1D012	1D012	1D012	1D012
05810	94	CSLNG VRY HLPFL	1D013	1D013*	1D013	1D013	1D013	1D013	1D013	1D013	1D013	1D013	1D013	1D013
05811	94	CNSL COURSES				1D014A	1D014A	1D014A	1D014A	1D014A	1D014A	1D014A	1D014A	1D014A
05812	94	CNSL CL PROB				1D014B	1D014B	1D014B	1D014B	1D014B	1D014B	1D014B	1D014B	1D014B
05813	95	CNSL TRBL R IN				1D014C	1D014C	1D014C	1D014C	1D014C	1D014C	1D014C	1D014C	1D014C

*=item text changed from previous year

Item Ref. No.	QUESTIONNAIRE LOCATION BY YEAR (FORM, SECTION, AND QUESTION NUMBER)																
	1988	1989	1990	1991	1992	1993	1994	1995	1996	1997	1998	1999	2000	2001	2002	2003	2004

B01: EDUCATION. High school: scholastic status, objectives, experiences (continued)

23150		6A06G	6A06G	6A06G	6A06G	6A06G	6A06G	6A06G	6A06G	6A06G	6A06G	6A06G	6A06G	6A06G	6A06G	6A06G	6A06G
23160		6A06H	6A06H	6A06H	6A06H	6A06H	6A06H	6A06H	6A06H	6A06H	6A06H	6A06H	6A06H	6A06H	6A06H	6A06H	6A06H
23170		6A06I	6A06I	6A06I	6A06I	6A06I	6A06I	6A06I	6A06I	6A06I	6A06I	6A06I	6A06I	6A06I	6A06I	6A06I	6A06I
23180		6A07A	6A07A	6A07A													
23190		6A07B	6A07B	6A07B													
23200		6A07C	6A07C	6A07C													
23210		6A07D	6A07D	6A07D													
23220		6A07E	6A07E	6A07E													
23230		6A07F	6A07F	6A07F													
23240		6A07G	6A07G	6A07G													
23250		6A07H	6A07H	6A07H													
23260		6A07I	6A07I	6A07I													
23270		6A08A	6A08A	6A08A	6A07A	6A07A	6A07A	6A07A	6A07A	6A07A	6A07A	6A07A	6A07A	6A07A	6A07A	6A07A	6A07A
23280		6A08B	6A08B	6A08B	6A07B	6A07B	6A07B	6A07B	6A07B	6A07B	6A07B	6A07B	6A07B	6A07B	6A07B	6A07B	6A07B
23290		6A08C	6A08C	6A08C	6A07C	6A07C	6A07C	6A07C	6A07C	6A07C	6A07C	6A07C	6A07C	6A07C	6A07C	6A07C	6A07C
23300		6A08D	6A08D	6A08D	6A07D	6A07D	6A07D	6A07D	6A07D	6A07D	6A07D	6A07D	6A07D	6A07D	6A07D	6A07D	6A07D
23310		6A08E	6A08E	6A08E	6A07E	6A07E	6A07E	6A07E	6A07E	6A07E	6A07E	6A07E	6A07E	6A07E	6A07E	6A07E	6A07E
23320		6A08F	6A08F	6A08F	6A07F	6A07F	6A07F	6A07F	6A07F	6A07F	6A07F	6A07F	6A07F	6A07F	6A07F	6A07F	6A07F
23330		6A08G	6A08G	6A08G	6A07G	6A07G	6A07G	6A07G	6A07G	6A07G	6A07G	6A07G	6A07G	6A07G	6A07G	6A07G	6A07G
23340		6A08H	6A08H	6A08H	6A07H	6A07H	6A07H	6A07H	6A07H	6A07H	6A07H	6A07H	6A07H	6A07H	6A07H	6A07H	6A07H
23350		6A08I	6A08I	6A08I	6A07I	6A07I	6A07I	6A07I	6A07I	6A07I	6A07I	6A07I	6A07I	6A07I	6A07I	6A07I	6A07I
23360		6A09D	6A09D	6A09D	6A09D	6A09D	6A09D	6A09D	6A09D	6A09D	6A09D	6A09D	6A09D	6A09D	6A09D	6A09D	6A09D
23370		6A09E	6A09E	6A09E	6A09E	6A09E	6A09E	6A09E	6A09E	6A09E	6A09E	6A09E	6A09E	6A09E	6A09E	6A09E	6A09E
23530		6A11	6A11	6A12*	6A11	6A11	6A11	6A11	6A11	6A10	6A10	6A10	6A10	6A10	6A10	6A10	6A10
23540		6A12	6A12	6A13*	6A12	6A12	6A12	6A12	6A12	6A11	6A11	6A11	6A11	6A11	6A11	6A11	6A11
23550		6A13A	6A13A	6A15A	6A15A	6A15A	6A16A	6A16A	6A16A	6A15A	6A15A	6A15A	6A15A	6A15A	6A15A	6A15A	6A15A
23560		6A13B	6A13B	6A15B	6A15B	6A15B	6A16B	6A16B	6A16B	6A15B	6A15B	6A15B	6A15B	6A15B	6A15B	6A15B	6A15B
23570		6A13C	6A13C	6A15C	6A15C	6A15C	6A16C	6A16C	6A16C	6A15C	6A15C	6A15C	6A15C	6A15C	6A15C	6A15C	6A15C
23580		6A14A	6A14A	6A16A	6A16A	6A16A	6A17A	6A17A	6A17A	6A16A	6A16A	6A16A	6A16A	6A16A	6A16A	6A16A	6A16A
23590		6A14B	6A14B	6A16B	6A16B	6A16B	6A17B	6A17B	6A17B	6A16B	6A16B	6A16B	6A16B	6A16B	6A16B	6A16B	6A16B
23600		6A14C	6A14C	6A16C	6A16C	6A16C	6A17C	6A17C	6A17C	6A16C	6A16C	6A16C	6A16C	6A16C	6A16C	6A16C	6A16C
29930										3E06A	3E07A	3E07A	3E07A	3E07A	3E07A	3E07A	3E07A

B02: EDUCATION. Combining work and school: attitudes, experiences

00590	1C23	1C23	1C23	1C023	1C023	1C023	1C023	1C023	1C023	1C023	1C023	1C023	1C023	1C023	1C023	1C023	1C023
00590	2C23	2C23	2C23	2C23	2C23	2C23	2C23	2C23	2C23	2C23	2C23	2C23	2C23	2C23	2C23	2C23	2C23
00590	3C23	3C23	3C23	3C23	3C23	3C23	3C23	3C23	3C23	3C23	3C23	3C23	3C23	3C23	3C23	3C23	3C23
00590	4C23	4C23	4C23	4C23	4C23	4C23	4C23	4C23	4C23	4C23	4C23	4C23	4C23	4C23	4C23	4C23	4C23
00590	5C23	5C23	5C23	5C23	5C23	5C23	5C23	5C23	5C23	5C23	5C23	5C23	5C23	5C23	5C23	5C23	5C23
00590		6C23	6C23	6C23	6C23	6C23	6C23	6C23	6C23	6C23	6C23	6C23	6C23	6C23	6C23	6C23	6C23
05770	1D009	1D009	1D009	1D009	1D009	1D009	1D009	1D009	1D009	1D009	1D009	1D009	1D009	1D009	1D009	1D009	1D009
10260	4A08R	4A08R	4A08R	4A08R	4A08R	4A08R	4A08R	4A08R	4A08R	4A08R	4A08R	4A08R	4A08R	4A08R	4A08R	4A08R	4A08R

B03: EDUCATION. Interracial contact at school

08220	3A10A	3A10A	3A10A	3A10A	3A10A	3A10A	3A10A	3A10A	3A10A	3A10A	3A10A	3A10A	3A10A	3A10A	3A10A	3A10A	3A10A
08230	3A10B	3A10B	3A10B	3A10B	3A10B	3A10B	3A10B	3A10B	3A10B	3A10B	3A10B	3A10B	3A10B	3A10B	3A10B	3A10B	3A10B
08240	3A10C	3A10C	3A10C	3A10C	3A10C	3A10C	3A10C	3A10C	3A10C	3A10C	3A10C	3A10C	3A10C	3A10C	3A10C	3A10C	3A10C
08270	3A13	3A13	3A13	3A13	3A13	3A13	3A13	3A13	3A13	3A13	3A13	3A13	3A13	3A13	3A13	3A13	3A13
08280	3A14	3A14	3A14	3A14	3A14	3A14	3A14	3A14	3A14	3A14	3A14	3A14	3A14	3A14	3A14	3A14	3A14
11890	5A07A	5A07A	5A07A	5A07A	5A07A	5A07A	5A07A	5A07A	5A07A	5A07A	5A07A	5A07A	5A07A	5A07A	5A07A	5A07A	5A07A

B04: EDUCATION. Student norms, misbehavior in class

05730	1D005	1D005	1D005	1D005	1D005	1D005	1D005	1D005	1D005	1D005	1D005	1D005	1D005	1D005	1D005	1D005	1D005
05740	1D006	1D006	1D006	1D006	1D006	1D006	1D006	1D006	1D006	1D006	1D006	1D006	1D006	1D006	1D006	1D006	1D006
05750	1D007	1D007	1D007	1D007	1D007	1D007	1D007	1D007	1D007	1D007	1D007	1D007	1D007	1D007	1D007	1D007	1D007
05760	1D008	1D008	1D008	1D008	1D008	1D008	1D008	1D008	1D008	1D008	1D008	1D008	1D008	1D008	1D008	1D008	1D008
13580	3E06A	3E06A	3E06A	3E06A	3E06A	3E06A	3E06A	3E06A	3E06A	3E04A	3E05A	3E05A	3E05A	3E05A	3E05A	3E05A	3E05A
13590	3E06B	3E06B	3E06B	3E06B	3E06B	3E06B	3E06B	3E06B	3E06B	3E04B	3E05B	3E05B	3E05B	3E05B	3E05B	3E05B	3E05B
13600	3E06C	3E06C	3E06C	3E06C	3E06C	3E06C	3E06C	3E06C	3E06C	3E04C	3E05C	3E05C	3E05C	3E05C	3E05C	3E05C	3E05C
13610	3E06D	3E06D	3E06D	3E06D	3E06D	3E06D	3E06D	3E06D	3E06D	3E04D	3E05D	3E05D	3E05D	3E05D	3E05D	3E05D	3E05D
13620	3E06E	3E06E	3E06E	3E06E	3E06E	3E06E	3E06E	3E06E	3E06E	3E04E	3E05E	3E05E	3E05E	3E05E	3E05E	3E05E	3E05E
13630	3E06F	3E06F	3E06F	3E06F	3E06F	3E06F	3E06F	3E06F	3E06F	3E04F	3E05F	3E05F	3E05F	3E05F	3E05F	3E05F	3E05F
13640	3E06G	3E06G	3E06G	3E06G	3E06G	3E06G	3E06G	3E06G	3E06G	3E04G	3E05G	3E05G	3E05G	3E05G	3E05G	3E05G	3E05G
25730					2D02A	2D02A*	2D02A	2D02A	2D02A	2D02A	2D02A	2D02A	2D02A	2D02A	2D02A	2D02A	2D02A
25740					2D02B	2D02B*	2D02B	2D02B	2D02B	2D02B	2D02B	2D02B	2D02B	2D02B	2D02B	2D02B	2D02B
25760					2D03	2D03	2D03	2D03	2D03	2D03	2D03	2D03	2D03	2D03	2D03	2D03	2D03

B05: EDUCATION. Counseling

05780	1D010	1D010	1D010	1D010	1D010	1D010	1D010	1D010	1D010	1D010	1D010	1D010	1D010	1D010	1D010	1D010	1D010
05790	1D011	1D011	1D011	1D011	1D011	1D011	1D011	1D011	1D011	1D011	1D011	1D011	1D011	1D011	1D011	1D011	1D011
05800	1D012	1D012	1D012	1D012	1D012	1D012	1D012	1D012	1D012	1D012	1D012	1D012	1D012	1D012	1D012	1D012	1D012
05810	1D013	1D013	1D013	1D013	1D013	1D013	1D013	1D013	1D013	1D013	1D013	1D013	1D013	1D013	1D013	1D013	1D013
05811	1D014A	1D014A	1D014A	1D014A	1D014A	1D014A	1D014A	1D014A	1D014A	1D014A	1D014A	1D014A	1D014A	1D014A	1D014A	1D014A	1D014A
05812	1D014B	1D014B	1D014B	1D014B	1D014B	1D014B	1D014B	1D014B	1D014B	1D014B	1D014B	1D014B	1D014B	1D014B	1D014B	1D014B	1D014B
05813	1D014C	1D014C	1D014C	1D014C	1D014C	1D014C	1D014C	1D014C	1D014C	1D014C	1D014C	1D014C	1D014C	1D014C	1D014C	1D014C	1D014C

*=item text changed from previous year

[illegible]

Item Ref. No.	QUESTIONNAIRE LOCATION BY YEAR (FORM, SECTION, AND QUESTION NUMBER)																
	1988	1989	1990	1991	1992	1993	1994	1995	1996	1997	1998	1999	2000	2001	2002	2003	2004

B05: EDUCATION. Counseling (continued)

05814	1D014D	1D014D	1D014D	1D014D	1D014D	1D014D	1D014D	1D014D	1D014D	1D014D	1D014D	1D014D	1D014D	1D014D	1D014D	1D014D	1D014D
05815	1D014E	1D014E	1D014E	1D014E	1D014E	1D014E	1D014E	1D014E	1D014E	1D014E	1D014E	1D014E	1D014E	1D014E	1D014E	1D014E	1D014E
05816	1D014F	1D014F	1D014F	1D014F	1D014F	1D014F	1D014F	1D014F	1D014F	1D014F	1D014F	1D014F	1D014F	1D014F	1D014F	1D014F	1D014F
05817	1D014G	1D014G	1D014G	1D014G	1D014G	1D014G	1D014G	1D014G	1D014G	1D014G	1D014G	1D014G	1D014G	1D014G	1D014G	1D014G	1D014G

B06: EDUCATION. Absenteeism and truancy


00430	1C18A	1C18A	1C18A	1C018A	1C018A	1C018A	1C018A	1C018A	1C018A	1C018A	1C018A	1C018A	1C018A	1C018A	1C018A	1C018A	1C018A
00430	2C18A	2C18A	2C18A	2C18A	2C18A	2C18A	2C18A	2C18A	2C18A	2C18A	2C18A	2C18A	2C18A	2C18A	2C18A	2C18A	2C18A
00430	3C18A	3C18A	3C18A	3C18A	3C18A	3C18A	3C18A	3C18A	3C18A	3C18A	3C18A	3C18A	3C18A	3C18A	3C18A	3C18A	3C18A
00430	4C18A	4C18A	4C18A	4C18A	4C18A	4C18A	4C18A	4C18A	4C18A	4C18A	4C18A	4C18A	4C18A	4C18A	4C18A	4C18A	4C18A
00430	5C18A	5C18A	5C18A	5C18A	5C18A	5C18A	5C18A	5C18A	5C18A	5C18A	5C18A	5C18A	5C18A	5C18A	5C18A	5C18A	5C18A
00440	1C18B	1C18B	1C18B	1C018B	1C018B	1C018B	1C018B	1C018B	1C018B	1C018B	1C018B	1C018B	1C018B	1C018B	1C018B	1C018B	1C018B
00440	2C18B	2C18B	2C18B	2C18B	2C18B	2C18B	2C18B	2C18B	2C18B	2C18B	2C18B	2C18B	2C18B	2C18B	2C18B	2C18B	2C18B
00440	3C18B	3C18B	3C18B	3C18B	3C18B	3C18B	3C18B	3C18B	3C18B	3C18B	3C18B	3C18B	3C18B	3C18B	3C18B	3C18B	3C18B
00440	4C18B	4C18B	4C18B	4C18B	4C18B	4C18B	4C18B	4C18B	4C18B	4C18B	4C18B	4C18B	4C18B	4C18B	4C18B	4C18B	4C18B
00440	5C18B	5C18B	5C18B	5C18B	5C18B	5C18B	5C18B	5C18B	5C18B	5C18B	5C18B	5C18B	5C18B	5C18B	5C18B	5C18B	5C18B
00440	6C18B	6C18B	6C18B	6C18B	6C18B	6C18B	6C18B	6C18B	6C18B	6C18B	6C18B	6C18B	6C18B	6C18B	6C18B	6C18B	6C18B
00450	1C18C	1C18C	1C18C	1C018C	1C018C	1C018C	1C018C	1C018C	1C018C	1C018C	1C018C	1C018C	1C018C	1C018C	1C018C	1C018C	1C018C
00450	2C18C	2C18C	2C18C	2C18C	2C18C	2C18C	2C18C	2C18C	2C18C	2C18C	2C18C	2C18C	2C18C	2C18C	2C18C	2C18C	2C18C
00450	3C18C	3C18C	3C18C	3C18C	3C18C	3C18C	3C18C	3C18C	3C18C	3C18C	3C18C	3C18C	3C18C	3C18C	3C18C	3C18C	3C18C
00450	4C18C	4C18C	4C18C	4C18C	4C18C	4C18C	4C18C	4C18C	4C18C	4C18C	4C18C	4C18C	4C18C	4C18C	4C18C	4C18C	4C18C
00450	5C18C	5C18C	5C18C	5C18C	5C18C	5C18C	5C18C	5C18C	5C18C	5C18C	5C18C	5C18C	5C18C	5C18C	5C18C	5C18C	5C18C
00450	6C18C	6C18C	6C18C	6C18C	6C18C	6C18C	6C18C	6C18C	6C18C	6C18C	6C18C	6C18C	6C18C	6C18C	6C18C	6C18C	6C18C
00460	1C19	1C19	1C19	1C019	1C019	1C019	1C019	1C019	1C019	1C019	1C019	1C019	1C019	1C019	1C019	1C019	1C019
00460	2C19	2C19	2C19	2C19	2C19	2C19	2C19	2C19	2C19	2C19	2C19	2C19	2C19	2C19	2C19	2C19	2C19
00460	3C19	3C19	3C19	3C19	3C19	3C19	3C19	3C19	3C19	3C19	3C19	3C19	3C19	3C19	3C19	3C19	3C19
00460	4C19	4C19	4C19	4C19	4C19	4C19	4C19	4C19	4C19	4C19	4C19	4C19	4C19	4C19	4C19	4C19	4C19
00460	5C19	5C19	5C19	5C19	5C19	5C19	5C19	5C19	5C19	5C19	5C19	5C19	5C19	5C19	5C19	5C19	5C19
00460	6C19	6C19	6C19	6C19	6C19	6C19	6C19	6C19	6C19	6C19	6C19	6C19	6C19	6C19	6C19	6C19	6C19
23170		6A06I	6A06I	6A06I	6A06I	6A06I	6A06I	6A06I	6A06I	6A06I	6A06I	6A06I	6A06I	6A06I	6A06I	6A06I	6A06I
23260		6A07I	6A07I	6A07I	6A07I	6A07I	6A07I	6A07I	6A07I	6A07I	6A07I	6A07I	6A07I	6A07I	6A07I	6A07I	6A07I
23350		6A08I	6A08I	6A08I	6A08I	6A08I	6A08I	6A08I	6A08I	6A08I	6A08I	6A08I	6A08I	6A08I	6A08I	6A08I	6A08I
25750					2D02C	2D02C*	2D02C	2D02C	2D02C	2D02C	2D02C	2D02C	2D02C	2D02C	2D02C	2D02C	2D02C

B07: EDUCATION. Delinquency, victimization, and feeling safe at school

06540	2A19C	2A19C	2A19C	2A19C	2A19C	2A19C	2A19C	2A19C	2A19C	2A19C	2A19C	2A19C	2A19C	2A19C	2A19C	2A19C	2A19C
06540		6A15C	6A15C	6A17C	6A17C	6A17C	6A18C	6A18C	6A18C	6A18C	6A18C	6A18C	6A18C	6A18C	6A18C	6A18C	6A18C
06650	2A19N	2A19N	2A19N	2A19N	2A19N	2A19N	2A19N	2A19N	2A19N	2A19N	2A19N	2A19N	2A19N	2A19N	2A19N	2A19N	2A19N
06650		6A15N	6A15N	6A17N	6A17N	6A17N	6A18N	6A18N	6A18N	6A18N	6A18N	6A18N	6A18N	6A18N	6A18N	6A18N	6A18N
09871	3E08A	3E08A	3E08A	3E08A	3E08A	3E08A	3E08A	3E08A	3E08A	3E07A	3E08A	3E08A	3E08A	3E08A	3E08A	3E08A	3E08A
09871																	
09871	3E08B	3E08B	3E08B	3E08B	3E08B	3E08B	3E08B	3E08B	3E08B	3E07B	3E08B	3E08B	3E08B	3E08B	3E08B	3E08B	3E08B
09872																	
09872	3E08C	3E08C	3E08C	3E08C	3E08C	3E08C	3E08C	3E08C	3E08C	3E07C	3E08C	3E08C	3E08C	3E08C	3E08C	3E08C	3E08C
09873																	
09873	3E08D	3E08D	3E08D	3E08D	3E08D	3E08D	3E08D	3E08D	3E08D	3E07D	3E08D	3E08D	3E08D	3E08D	3E08D	3E08D	3E08D
09874																	
09874	3E08E	3E08E	3E08E	3E08E	3E08E	3E08E	3E08E	3E08E	3E08E	3E07E	3E08E	3E08E	3E08E	3E08E	3E08E	3E08E	3E08E
09875																	
09875	3E08F	3E08F	3E08F	3E08F	3E08F	3E08F	3E08F	3E08F	3E08F	3E07F	3E08F	3E08F	3E08F	3E08F	3E08F	3E08F	3E08F
09876																	
09876	3E08G	3E08G	3E08G	3E08G	3E08G	3E08G	3E08G	3E08G	3E08G	3E07G	3E08G	3E08G	3E08G	3E08G	3E08G	3E08G	3E08G
09877																	
09877																	
23160		6A06H	6A06H	6A06H	6A06H	6A06H	6A06H	6A06H	6A06H	6A06H	6A06H	6A06H	6A06H	6A06H	6A06H	6A06H	6A06H
23250		6A07H	6A07H	6A07H	6A07H	6A07H	6A07H	6A07H	6A07H	6A07H	6A07H	6A07H	6A07H	6A07H	6A07H	6A07H	6A07H
23340		6A08H	6A08H	6A08H	6A08H	6A08H	6A08H	6A08H	6A08H	6A08H	6A08H	6A08H	6A08H	6A08H	6A08H	6A08H	6A08H
25140					6A14	6A13	6A13	6A13	6A13	6A12	6A12	6A12	6A12	6A12	6A12	6A12	6A12
25720					2D01D	2D01D	2D01D	2D01D	2D01D	2D01D	2D01D	2D01D	2D01D	2D01D	2D01D	2D01D	2D01D
25770					3D02	3D02	3D02	3D02	3D02	3D02	3D02	3D02	3D02	3D02	3D02	3D02	3D02
25780					3D03	3D03	3D03	3D03	3D03	3D03	3D03	3D03	3D03	3D03	3D03	3D03	3D03
25790					3D04	3D04	3D04	3D04	3D04	3D04	3D04	3D04	3D04	3D04	3D04	3D04	3D04
29590					6A14	6A14	6A14	6A14	6A14	6A13	6A13	6A13	6A13	6A13	6A13	6A13	6A13

B08: EDUCATION. Competency testing

07900																	
07900																	
07910																	
07910																	



Item Ref. No.	Page Loc. in Vol.	ITEM DESCRIPTION (ABBREVIATED)	QUESTIONNAIRE LOCATION BY YEAR (FORM, SECTION, AND QUESTION NUMBER)											
			1976	1977	1978	1979	1980	1981	1982	1983	1984	1985	1986	1987

B08: EDUCATION. Competency testing (continued)

07920		ALL STD H.S.TEST		2E13C	2E13C		2E16C	2E16C	2E19C	2E19C				
07920		ALL STD H.S.TEST				5E07C								

B09: EDUCATION. Post high school: status, plans, characteristics

00480	24	R WL DO VOC/TEC	1C21A	1C21A	1C21A	1C21A	1C21A	1C21A	1C21A	1C21A	1C21A	1C21A	1C21A	1C21A
00480	24	R WL DO VOC/TEC	2C21A	2C21A	2C21A	2C21A	2C21A	2C21A	2C21A	2C21A	2C21A	2C21A	2C21A	2C21A
00480	24	R WL DO VOC/TEC	3C21A	3C21A	3C21A	3C21A	3C21A	3C21A	3C21A	3C21A	3C21A	3C21A	3C21A	3C21A
00480	24	R WL DO VOC/TEC	4C21A	4C21A	4C21A	4C21A	4C21A	4C21A	4C21A	4C21A	4C21A	4C21A	4C21A	4C21A
00480	24	R WL DO VOC/TEC	5C21A	5C21A	5C21A	5C21A	5C21A	5C21A	5C21A	5C21A	5C21A	5C21A	5C21A	5C21A
00480	24	R WL DO VOC/TEC												
00490	24	R WL DO ARMD FC	1C21B	1C21B	1C21B	1C21B	1C21B	1C21B	1C21B	1C21B	1C21B	1C21B	1C21B	1C21B
00490	24	R WL DO ARMD FC	2C21B	2C21B	2C21B	2C21B	2C21B	2C21B	2C21B	2C21B	2C21B	2C21B	2C21B	2C21B
00490	24	R WL DO ARMD FC	3C21B	3C21B	3C21B	3C21B	3C21B	3C21B	3C21B	3C21B	3C21B	3C21B	3C21B	3C21B
00490	24	R WL DO ARMD FC	4C21B	4C21B	4C21B	4C21B	4C21B	4C21B	4C21B	4C21B	4C21B	4C21B	4C21B	4C21B
00490	24	R WL DO ARMD FC	5C21B	5C21B	5C21B	5C21B	5C21B	5C21B	5C21B	5C21B	5C21B	5C21B	5C21B	5C21B
00490	24	R WL DO ARMD FC												
00500	25	R WL DO 2YR CLG	1C21C	1C21C	1C21C	1C21C	1C21C	1C21C	1C21C	1C21C	1C21C	1C21C	1C21C	1C21C
00500	25	R WL DO 2YR CLG	2C21C	2C21C	2C21C	2C21C	2C21C	2C21C	2C21C	2C21C	2C21C	2C21C	2C21C	2C21C
00500	25	R WL DO 2YR CLG	3C21C	3C21C	3C21C	3C21C	3C21C	3C21C	3C21C	3C21C	3C21C	3C21C	3C21C	3C21C
00500	25	R WL DO 2YR CLG	4C21C	4C21C	4C21C	4C21C	4C21C	4C21C	4C21C	4C21C	4C21C	4C21C	4C21C	4C21C
00500	25	R WL DO 2YR CLG	5C21C	5C21C	5C21C	5C21C	5C21C	5C21C	5C21C	5C21C	5C21C	5C21C	5C21C	5C21C
00500	25	R WL DO 2YR CLG												
00510	25	R WL DO 4YR CLG	1C21D	1C21D	1C21D	1C21D	1C21D	1C21D	1C21D	1C21D	1C21D	1C21D	1C21D	1C21D
00510	25	R WL DO 4YR CLG	2C21D	2C21D	2C21D	2C21D	2C21D	2C21D	2C21D	2C21D	2C21D	2C21D	2C21D	2C21D
00510	25	R WL DO 4YR CLG	3C21D	3C21D	3C21D	3C21D	3C21D	3C21D	3C21D	3C21D	3C21D	3C21D	3C21D	3C21D
00510	25	R WL DO 4YR CLG	4C21D	4C21D	4C21D	4C21D	4C21D	4C21D	4C21D	4C21D	4C21D	4C21D	4C21D	4C21D
00510	25	R WL DO 4YR CLG	5C21D	5C21D	5C21D	5C21D	5C21D	5C21D	5C21D	5C21D	5C21D	5C21D	5C21D	5C21D
00510	25	R WL DO 4YR CLG												
00520	25	R WL DO GRD/PRF	1C21E	1C21E	1C21E	1C21E	1C21E	1C21E	1C21E	1C21E	1C21E	1C21E	1C21E	1C21E
00520	25	R WL DO GRD/PRF	2C21E	2C21E	2C21E	2C21E	2C21E	2C21E	2C21E	2C21E	2C21E	2C21E	2C21E	2C21E
00520	25	R WL DO GRD/PRF	3C21E	3C21E	3C21E	3C21E	3C21E	3C21E	3C21E	3C21E	3C21E	3C21E	3C21E	3C21E
00520	25	R WL DO GRD/PRF	4C21E	4C21E	4C21E	4C21E	4C21E	4C21E	4C21E	4C21E	4C21E	4C21E	4C21E	4C21E
00520	25	R WL DO GRD/PRF	5C21E	5C21E	5C21E	5C21E	5C21E	5C21E	5C21E	5C21E	5C21E	5C21E	5C21E	5C21E
00520	25	R WL DO GRD/PRF												
00530	25	R WNTDO VOC/TEC	1C22A	1C22A	1C22A	1C22A	1C22A	1C22A	1C22A	1C22A	1C22A	1C22A	1C22A	1C22A
00530	25	R WNTDO VOC/TEC	2C22A	2C22A	2C22A	2C22A	2C22A	2C22A	2C22A	2C22A	2C22A	2C22A	2C22A	2C22A
00530	25	R WNTDO VOC/TEC	3C22A	3C22A	3C22A	3C22A	3C22A	3C22A	3C22A	3C22A	3C22A	3C22A	3C22A	3C22A
00530	25	R WNTDO VOC/TEC	4C22A	4C22A	4C22A	4C22A	4C22A	4C22A	4C22A	4C22A	4C22A	4C22A	4C22A	4C22A
00530	25	R WNTDO VOC/TEC	5C22A	5C22A	5C22A	5C22A	5C22A	5C22A	5C22A	5C22A	5C22A	5C22A	5C22A	5C22A
00530	25	R WNTDO VOC/TEC												
00540	25	R WNTDO ARMD FC	1C22B	1C22B	1C22B	1C22B	1C22B	1C22B	1C22B	1C22B	1C22B	1C22B	1C22B	1C22B
00540	25	R WNTDO ARMD FC	2C22B	2C22B	2C22B	2C22B	2C22B	2C22B	2C22B	2C22B	2C22B	2C22B	2C22B	2C22B
00540	25	R WNTDO ARMD FC	3C22B	3C22B	3C22B	3C22B	3C22B	3C22B	3C22B	3C22B	3C22B	3C22B	3C22B	3C22B
00540	25	R WNTDO ARMD FC	4C22B	4C22B	4C22B	4C22B	4C22B	4C22B	4C22B	4C22B	4C22B	4C22B	4C22B	4C22B
00540	25	R WNTDO ARMD FC	5C22B	5C22B	5C22B	5C22B	5C22B	5C22B	5C22B	5C22B	5C22B	5C22B	5C22B	5C22B
00540	25	R WNTDO ARMD FC												
00550	25	R WNTDO 2YR CLG	1C22C	1C22C	1C22C	1C22C	1C22C	1C22C	1C22C	1C22C	1C22C	1C22C	1C22C	1C22C
00550	25	R WNTDO 2YR CLG	2C22C	2C22C	2C22C	2C22C	2C22C	2C22C	2C22C	2C22C	2C22C	2C22C	2C22C	2C22C
00550	25	R WNTDO 2YR CLG	3C22C	3C22C	3C22C	3C22C	3C22C	3C22C	3C22C	3C22C	3C22C	3C22C	3C22C	3C22C
00550	25	R WNTDO 2YR CLG	4C22C	4C22C	4C22C	4C22C	4C22C	4C22C	4C22C	4C22C	4C22C	4C22C	4C22C	4C22C
00550	25	R WNTDO 2YR CLG	5C22C	5C22C	5C22C	5C22C	5C22C	5C22C	5C22C	5C22C	5C22C	5C22C	5C22C	5C22C
00550	25	R WNTDO 2YR CLG												
00560	25	R WNTDO 4YR CLG	1C22D	1C22D	1C22D	1C22D	1C22D	1C22D	1C22D	1C22D	1C22D	1C22D	1C22D	1C22D
00560	25	R WNTDO 4YR CLG	2C22D	2C22D	2C22D	2C22D	2C22D	2C22D	2C22D	2C22D	2C22D	2C22D	2C22D	2C22D
00560	25	R WNTDO 4YR CLG	3C22D	3C22D	3C22D	3C22D	3C22D	3C22D	3C22D	3C22D	3C22D	3C22D	3C22D	3C22D
00560	25	R WNTDO 4YR CLG	4C22D	4C22D	4C22D	4C22D	4C22D	4C22D	4C22D	4C22D	4C22D	4C22D	4C22D	4C22D
00560	25	R WNTDO 4YR CLG	5C22D	5C22D	5C22D	5C22D	5C22D	5C22D	5C22D	5C22D	5C22D	5C22D	5C22D	5C22D
00560	25	R WNTDO 4YR CLG												
00570	25	R WNTDO GRD/PRF	1C22E	1C22E	1C22E	1C22E	1C22E	1C22E	1C22E	1C22E	1C22E	1C22E	1C22E	1C22E
00570	25	R WNTDO GRD/PRF	2C22E	2C22E	2C22E	2C22E	2C22E	2C22E	2C22E	2C22E	2C22E	2C22E	2C22E	2C22E
00570	25	R WNTDO GRD/PRF	3C22E	3C22E	3C22E	3C22E	3C22E	3C22E	3C22E	3C22E	3C22E	3C22E	3C22E	3C22E
00570	25	R WNTDO GRD/PRF	4C22E	4C22E	4C22E	4C22E	4C22E	4C22E	4C22E	4C22E	4C22E	4C22E	4C22E	4C22E
00570	25	R WNTDO GRD/PRF	5C22E	5C22E	5C22E	5C22E	5C22E	5C22E	5C22E	5C22E	5C22E	5C22E	5C22E	5C22E
00570	25	R WNTDO GRD/PRF												
00580	25	R WNTDO NONE	1C22F	1C22F	1C22F	1C22F	1C22F	1C22F	1C22F	1C22F	1C22F	1C22F	1C22F	1C22F
00580	25	R WNTDO NONE	2C22F	2C22F	2C22F	2C22F	2C22F	2C22F	2C22F	2C22F	2C22F	2C22F	2C22F	2C22F
00580	25	R WNTDO NONE	3C22F	3C22F	3C22F	3C22F	3C22F	3C22F	3C22F	3C22F	3C22F	3C22F	3C22F	3C22F
00580	25	R WNTDO NONE	4C22F	4C22F	4C22F	4C22F	4C22F	4C22F	4C22F	4C22F	4C22F	4C22F	4C22F	4C22F
00580	25	R WNTDO NONE	5C22F	5C22F	5C22F	5C22F	5C22F	5C22F	5C22F	5C22F	5C22F	5C22F	5C22F	5C22F
00580	25	R WNTDO NONE												
00580	25	R WNTDO NONE												
10410	170	JOB OBSTC EDUC TN	4A13F	4A13F	4A13F	4A13F	4A13F	4A13F	4A13F	4A13F	4A13F	4A13F	4A13F	4A13F
11320		P'IDEA OF EDUC	4E08J	4E08J	4E07J	4E07J	4E07J	4E07J	4E07J	4E07J	4E07J	4E07J	4E07J	4E07J

B10: EDUCATION. Attitudes regarding educational institutions

06910		DHNSTY COLL&UNIV	2D04C	2D04C	2D04C	2D04C	2D04C	2D04C	2D04C	2D04C	2D04C	2D04C	2D04C	2D04C
06920		DHNSTY PBLC SCHL	2D04D	2D04D	2D04D	2D04D	2D04D	2D04D	2D04D	2D04D	2D04D	2D04D	2D04D	2D04D
07650	131	PRCL INFL SCL RN	2E04A	2E08A	2E08A	2E10A	2E11A	2E11A	2E14A	2E14A	2E14A	2E14A	2E14A	2E15A

317

B08: EDUCATION. Competency testing (continued)

B09: EDUCATION. Post high school: status, plans, characteristics

B10: EDUCATION. Attitudes regarding educational institutions

[illegible]



Item Ref. No.	Page Loc. in Vol.	ITEM DESCRIPTION (ABBREVIATED)	QUESTIONNAIRE LOCATION BY YEAR (FORM, SECTION, AND QUESTION NUMBER)											
			1976	1977	1978	1979	1980	1981	1982	1983	1984	1985	1986	1987

B10: EDUCATION. Attitudes regarding educational institutions (continued)

07660	131	TCHR INFL SCL RN	2E04B	2E08B	2E08B	2E10B	2E11B	2E11B	2E14B	2E14B	2E14B	2E14B	2E14B	2E15B
07670	131	STDS INFL SCL RN	2E04C	2E08C	2E08C	2E10C	2E11C	2E11C	2E14C	2E14C	2E14C	2E14C	2E14C	2E15C
07680	131	PRTS INFL SCL RN	2E04D	2E08D	2E08D	2E10D	2E11D	2E11D	2E14D	2E14D	2E14D	2E14D	2E14D	2E15D
08400	142	GD JB COLLG&UNIV	3A24C	3A24C	3A24C	3A24C	3A24C	3A24C	3A24C	3A24C	3A24C	3A24C	3A24C	3A24C
08410	142	GD JB PBLC SCHOL	3A24D	3A24D	3A24D	3A24D	3A24D	3A24D	3A24D	3A24D	3A24D	3A24D	3A24D	3A24D
11130	185	MLTRY MORE ED	4E01B	4E01B	4E01B	4E01B	4E01B	4E01B	4E01B	4E01B	4E01B	4E01B	4E01B	4E01B
11840	193	PLC WRK SCH/UNIV	5A05E	5A05E	5A05E	5A05E	5A05E	5A05E	5A05E	5A05E	5A05E	5A05E	5A05E	5A05E
25760	118	SCHL RULES FAIR												

B11: EDUCATION. High school: length of experiences

23380		YRS SCHL PUBLCTN												
23390		YRS PRF ARTS-SCH												
23400		YRS PRF ARTS-OUT												
23410		YRS SPORTS-SCHL												
23420		YRS SPORTS-OUTSC												
23430		YRS ACADEMIC CLB												
23440		YRS OTH CLB/ACTV												
23450		YRS STUDENT GOVT												
23460		YRS VOCATNL CLUB												
23470		YRS HOBBY CLUB												
23480		YRS SCOUTING												
23490		YRS BOYS/GRLS CL												
23500		YRS COMMNTY ORGZ												
23510		YRS CHRCH YTH GR												
23520		YRS PRT-TIME JOB												

C01: WORK and LEISURE. Present or recent work experience

00590	25	HRS/W WRK SCHYR	1C23	1C23	1C23	1C23	1C23	1C23	1C23	1C23	1C23	1C23	1C23	1C23
00590	25	HRS/W WRK SCHYR	2C23	2C23	2C23	2C23	2C23	2C23	2C23	2C23	2C23	2C23	2C23	2C23
00590	25	HRS/W WRK SCHYR	3C23	3C23	3C23	3C23	3C23	3C23	3C23	3C23	3C23	3C23	3C23	3C23
00590	25	HRS/W WRK SCHYR	4C23	4C23	4C23	4C23	4C23	4C23	4C23	4C23	4C23	4C23	4C23	4C23
00590	25	HRS/W WRK SCHYR	5C23	5C23	5C23	5C23	5C23	5C23	5C23	5C23	5C23	5C23	5C23	5C23
00590	25	HRS/W WRK SCHYR												
01270	43	SAT PRESENT JOB	1A006A	1A006A	1A006A	1A006A	1A006A	1A006A	1A006A	1A006A	1A006A	1A006A	1A006A	1A006A
05770	93	R IN WK-STDY PG	1D009	1D009	1D009	1D009	1D009	1D009	1D009	1D009	1D009	1D009	1D009	1D009
06540	112	FRQ FGT WRK/SCHL	2A19C	2A19C	2A19C	2A19C	2A19C	2A19C	2A19C	2A19C	2A19C	2A19C	2A19C	2A19C
06540		FRQ FGT WRK/SCHL												
06660	114	FRQ DMG WK PRPTY	2A19O	2A19O	2A19O	2A19O	2A19O	2A19O	2A19O	2A19O	2A19O	2A19O	2A19O	2A19O
06660		FRQ DMG WK PRPTY												
10910	177	CMP SATFD W/JOB	4D02	4D02	4D02	4D02	4D02	4D02	4D02	4D02	4D02	4D02	4D02	4D02
11790	192	XPRC MK R GD WKR	5A04C	5A04C	5A04C	5A04C	5A04C	5A04C	5A04C	5A04C	5A04C	5A04C	5A04C	5A04C
11940	194	RCL CNTCT JOB	5A07F	5A07F	5A07F	5A07F	5A07F	5A07F	5A07F	5A07F	5A07F	5A07F	5A07F	5A07F
21530	177	RCNT EMPLYMT EXP							4D03A	4D03A	4D03A	4D03A	4D03A	4D03A
21540	178	JOB-#HRS/WEEK							4D03B	4D03B	4D03B	4D03B	4D03B	4D03B
21550	178	JOB-SUPERVSR AGE							4D04	4D04	4D04	4D04	4D04	4D04
21560	178	JOB-#WKRS OWN AG							4D05	4D05	4D05	4D05	4D05	4D05
21570	178	JOB-USE BEST SKL							4D06A	4D06A	4D06A	4D06A	4D06A	4D06A
21580	178	JOB-TEACH SKILLS							4D06B	4D06B	4D06B	4D06B	4D06B	4D06B
21590	178	JOB-USE LRND SKL							4D06C	4D06C	4D06C	4D06C	4D06C	4D06C
21600	179	JOB-DIF SOC BKGD							4D06D	4D06D	4D06D	4D06D	4D06D	4D06D
21610	179	JOB-OVER AGE 30							4D06E	4D06E	4D06E	4D06E	4D06E	4D06E
21620	179	JOB-->STRESS							4D06F	4D06F	4D06F	4D06F	4D06F	4D06F
21630	179	JOB-INTRFR W ED							4D06G	4D06G	4D06G	4D06G	4D06G	4D06G
21640	179	JOB-INTRFR W SOC							4D06H	4D06H	4D06H	4D06H	4D06H	4D06H
21650	179	JOB-INTRFR W FAM							4D06I	4D06I	4D06I	4D06I	4D06I	4D06I
21660	179	JOB-INTERESTING							4D07A	4D07A	4D07A	4D07A	4D07A	4D07A
21670	180	JOB-HAPPY FR LIF							4D07B	4D07B	4D07B	4D07B	4D07B	4D07B
21680	180	JOB-EXPT FR LIF							4D07C	4D07C	4D07C	4D07C	4D07C	4D07C
21690	180	JOB-STEP STONE							4D07D	4D07D	4D07D	4D07D	4D07D	4D07D
21700	180	JOB-DO JST FOR \$							4D07E	4D07E	4D07E	4D07E	4D07E	4D07E
21710	180	JOB-TCHR HELP GT							4D08	4D08	4D08	4D08	4D08	4D08
21720	180	JOB-WORK STUDY							4D09	4D09	4D09	4D09	4D09	4D09
23520		YRS PRT-TIME JOB												
25160	177	KIND OF PAID JOB												
29940	157	#HR/W CMPUTR JOB												

C02: WORK and LEISURE. Income sources; financial security

00600	25	R\$/AVG WEEK JOB	1C24A	1C24A	1C24A	1C24A	1C24A	1C24A	1C24A*	1C24A	1C24A	1C24A	1C24A	1C24A
00600	25	R\$/AVG WEEK JOB	2C24A	2C24A	2C24A	2C24A	2C24A	2C24A	2C24A*	2C24A	2C24A	2C24A	2C24A	2C24A
00600	25	R\$/AVG WEEK JOB	3C24A	3C24A	3C24A	3C24A	3C24A	3C24A	3C24A*	3C24A	3C24A	3C24A	3C24A	3C24A
00600	25	R\$/AVG WEEK JOB	4C24A	4C24A	4C24A	4C24A	4C24A	4C24A	4C24A*	4C24A	4C24A	4C24A	4C24A	4C24A
00600	25	R\$/AVG WEEK JOB	5C24A	5C24A	5C24A	5C24A	5C24A	5C24A	5C24A*	5C24A	5C24A	5C24A	5C24A	5C24A
00600	25	R\$/AVG WEEK JOB												
00610	26	R\$/AVG WEEK OTH	1C24B	1C24B	1C24B	1C24B	1C24B	1C24B	1C24B*	1C24B	1C24B	1C24B	1C24B	1C24B
00610	26	R\$/AVG WEEK OTH	2C24B	2C24B	2C24B	2C24B	2C24B	2C24B	2C24B*	2C24B	2C24B	2C24B	2C24B	2C24B
00610	26	R\$/AVG WEEK OTH	3C24B	3C24B	3C24B	3C24B	3C24B	3C24B	3C24B*	3C24B	3C24B	3C24B	3C24B	3C24B

*=item text changed from previous year

319

B10: EDUCATION. Attitudes regarding educational institutions (continued)

B11: EDUCATION. High school: length of experiences

C01: WORK and LEISURE. Present or recent work experience

C02: WORK and LEISURE. Income sources: financial security

*=item text changed from previous year



Item Ref. No.	Page Loc. in Vol.	ITEM DESCRIPTION (ABBREVIATED)	QUESTIONNAIRE LOCATION BY YEAR (FORM, SECTION, AND QUESTION NUMBER)											
			1976	1977	1978	1979	1980	1981	1982	1983	1984	1985	1986	1987

C02: WORK and LEISURE. Income sources; financial security (continued)

00610	26	R\$/AVG WEEK OTH	4C24B	4C24B	4C24B	4C24B	4C24B	4C24B	4C24B*	4C24B	4C24B	4C24B	4C24B	4C24B
00610	26	R\$/AVG WEEK OTH	5C24B	5C24B	5C24B	5C24B	5C24B	5C24B	5C24B*	5C24B	5C24B	5C24B	5C24B	5C24B
00610	26	R\$/AVG WEEK OTH												
12990	210	I HAVE ENOUGH \$		5D04A	5D04A	5D04A	5D04A	5D02A	5D04A	5D04A	5D04A	5D04A	5D04A	5D04A
13000	210	I LACK \$ FR BILL		5D04B	5D04B	5D04B	5D04B	5D02B	5D04B	5D04B	5D04B	5D04B	5D04B	5D04B
13010	211	I WRY@-FINDG JOB		5D04C	5D04C	5D04C	5D04C	5D02C	5D04C	5D04C	5D04C	5D04C	5D04C	5D04C
13020	211	I CAN FIND JOB		5D04D	5D04D	5D04D	5D04D	5D02D	5D04D	5D04D	5D04D	5D04D	5D04D	5D04D
13030	211	I CAN KEEP MYJOB		5D04E	5D04E	5D04E	5D04E	5D02E	5D04E	5D04E	5D04E	5D04E	5D04E	5D04E
13040	211	I WRY@LOSS MYJOB		5D04F	5D04F	5D04F	5D04F	5D02F	5D04F	5D04F	5D04F	5D04F	5D04F	5D04F
20830	211	%\$SAVE FUTR EDUC						5D03A	5D05A	5D05A	5D05A	5D05A	5D05A	5D05A
20840	211	%\$SAVE/SPEND CAR						5D03B	5D05B	5D05B	5D05B	5D05B	5D05B	5D05B
20850	212	%\$SAVE OTHER						5D03C	5D05C	5D05C	5D05C	5D05C	5D05C	5D05C
20860	212	%\$SPEND ON SELF						5D03D	5D05D	5D05D	5D05D	5D05D	5D05D	5D05D
20870	212	%\$SPEND HELP FAM						5D03E	5D05E	5D05E	5D05E	5D05E	5D05E	5D05E

C03: WORK and LEISURE. Vocational plans, aspirations, expectations

00480	24	R WL DO VOC/TEC	1C21A	1C21A	1C21A	1C21A	1C21A	1C21A	1C21A	1C21A	1C21A	1C21A	1C21A	1C21A
00480	24	R WL DO VOC/TEC	2C21A	2C21A	2C21A	2C21A	2C21A	2C21A	2C21A	2C21A	2C21A	2C21A	2C21A	2C21A
00480	24	R WL DO VOC/TEC	3C21A	3C21A	3C21A	3C21A	3C21A	3C21A	3C21A	3C21A	3C21A	3C21A	3C21A	3C21A
00480	24	R WL DO VOC/TEC	4C21A	4C21A	4C21A	4C21A	4C21A	4C21A	4C21A	4C21A	4C21A	4C21A	4C21A	4C21A
00480	24	R WL DO VOC/TEC	5C21A	5C21A	5C21A	5C21A	5C21A	5C21A	5C21A	5C21A	5C21A	5C21A	5C21A	5C21A
00480	24	R WL DO VOC/TEC												
00530	25	R WNTDO VOC/TEC	1C22A	1C22A	1C22A	1C22A	1C22A	1C22A	1C22A	1C22A	1C22A	1C22A	1C22A	1C22A
00530	25	R WNTDO VOC/TEC	2C22A	2C22A	2C22A	2C22A	2C22A	2C22A	2C22A	2C22A	2C22A	2C22A	2C22A	2C22A
00530	25	R WNTDO VOC/TEC	3C22A	3C22A	3C22A	3C22A	3C22A	3C22A	3C22A	3C22A	3C22A	3C22A	3C22A	3C22A
00530	25	R WNTDO VOC/TEC	4C22A	4C22A	4C22A	4C22A	4C22A	4C22A	4C22A	4C22A	4C22A	4C22A	4C22A	4C22A
00530	25	R WNTDO VOC/TEC	5C22A	5C22A	5C22A	5C22A	5C22A	5C22A	5C22A	5C22A	5C22A	5C22A	5C22A	5C22A
00530	25	R WNTDO VOC/TEC												
06870	118	HOW GD AS WORKER	2D02C	2D02C	2D02C	2D02C	2D02C	2D02C	2D02C	2D02C	2D02C	2D02C	2D02C	2D02C
08090	138	SAME JOB MST LIF	3A05E	3A05E	3A05E	3A05E	3A05E	3A05E	3A05E	3A05E	3A05E	3A05E	3A05E	3A05E
10320	169	KIND OF WORK @30	4A09	4A09	4A09	4A09	4A09	4A09	4A09	4A09	4A09	4A09	4A09	4A09
10330	169	R SURE GT THS WK	4A10	4A10	4A10	4A10	4A10	4A10	4A10	4A10	4A10	4A10	4A10	4A10
10340	169	R SURE WK GD CHC	4A11	4A11	4A11	4A11	4A11	4A11	4A11	4A11	4A11	4A11	4A11	4A11
10350	169	R THINK WK BE SAT	4A12	4A12	4A12	4A12	4A12	4A12	4A12	4A12	4A12	4A12	4A12	4A12
10360	170	JOB OBSTC RELGN	4A13A	4A13A	4A13A	4A13A	4A13A	4A13A	4A13A	4A13A	4A13A	4A13A	4A13A	4A13A
10370	170	JOB OBSTC SELX	4A13B	4A13B	4A13B	4A13B	4A13B	4A13B	4A13B	4A13B	4A13B	4A13B	4A13B	4A13B
10380	170	JOB OBSTC RACE	4A13C	4A13C	4A13C	4A13C	4A13C	4A13C	4A13C	4A13C	4A13C	4A13C	4A13C	4A13C
10390	170	JOB OBSTC BKGRND	4A13D	4A13D	4A13D	4A13D	4A13D	4A13D	4A13D	4A13D	4A13D	4A13D	4A13D	4A13D
10400	170	JOB OBSTC POL VW	4A13E	4A13E	4A13E	4A13E	4A13E	4A13E	4A13E	4A13E	4A13E	4A13E	4A13E	4A13E
10410	170	JOB OBSTC EDUCTN	4A13F	4A13F	4A13F	4A13F	4A13F	4A13F	4A13F	4A13F	4A13F	4A13F	4A13F	4A13F
10420	170	JOB OBSTC -VOC T	4A13G	4A13G	4A13G	4A13G	4A13G	4A13G	4A13G	4A13G	4A13G	4A13G	4A13G	4A13G
10430	170	JOB OBSTC -ABLTY	4A13H	4A13H	4A13H	4A13H	4A13H	4A13H	4A13H	4A13H	4A13H	4A13H	4A13H	4A13H
10440	171	JOB OBSTC - PULL	4A13I	4A13I	4A13I	4A13I	4A13I	4A13I	4A13I	4A13I	4A13I	4A13I	4A13I	4A13I
10450	171	JOB OBSTC -WK HD	4A13J	4A13J	4A13J	4A13J	4A13J	4A13J	4A13J	4A13J	4A13J	4A13J	4A13J	4A13J
10460	171	JOB OBSTC -CONFM	4A13K	4A13K	4A13K	4A13K	4A13K	4A13K	4A13K	4A13K	4A13K	4A13K	4A13K	4A13K

C04: WORK AND LEISURE. Preferences regarding job characteristics

01460	46	IMP STEADY WORK	1A007F	1A007F	1A007F	1A007F	1A007F	1A007F	1A007F	1A007F	1A007F	1A007F	1A007F	1A007F
08050	137	LIK WRK CAN FRGT	3A05A	3A05A	3A05A	3A05A	3A05A	3A05A	3A05A	3A05A	3A05A	3A05A	3A05A	3A05A
10090	165	JOB IMPC SE RSLT	4A08A	4A08A	4A08A	4A08A	4A08A	4A08A	4A08A	4A08A	4A08A	4A08A	4A08A	4A08A
10100	166	JOB IMPC STATUS	4A08B	4A08B	4A08B	4A08B	4A08B	4A08B	4A08B	4A08B	4A08B	4A08B	4A08B	4A08B
10110	166	JOB IMPC INTRSTG	4A08C	4A08C	4A08C	4A08C	4A08C	4A08C	4A08C	4A08C	4A08C	4A08C	4A08C	4A08C
10120	166	JOB IMPC ADVNCMT	4A08D	4A08D	4A08D	4A08D	4A08D	4A08D	4A08D	4A08D	4A08D	4A08D	4A08D	4A08D
10130	166	JOB IMPC HLP OTH	4A08E	4A08E	4A08E	4A08E	4A08E	4A08E	4A08E	4A08E	4A08E	4A08E	4A08E	4A08E
10140	166	JOB IMPC EARN \$	4A08F	4A08F	4A08F	4A08F	4A08F	4A08F	4A08F	4A08F	4A08F	4A08F	4A08F	4A08F
10150	166	JOB IMPC CREATVY	4A08G	4A08G	4A08G	4A08G	4A08G	4A08G	4A08G	4A08G	4A08G	4A08G	4A08G	4A08G
10160	166	JOB IMPC UTILITY	4A08H	4A08H	4A08H	4A08H	4A08H	4A08H	4A08H	4A08H	4A08H	4A08H	4A08H	4A08H
10170	166	JOB IMPC MK FRND	4A08I	4A08I	4A08I	4A08I	4A08I	4A08I	4A08I	4A08I	4A08I	4A08I	4A08I	4A08I
10180	167	JOB IMPC USE SKL	4A08J	4A08J	4A08J	4A08J	4A08J	4A08J	4A08J	4A08J	4A08J	4A08J	4A08J	4A08J
10190	167	JOB IMPC WRTHWLE	4A08K	4A08K	4A08K	4A08K	4A08K	4A08K	4A08K	4A08K	4A08K	4A08K	4A08K	4A08K
10200	167	JOB IMPC VACATN	4A08L	4A08L	4A08L	4A08L	4A08L	4A08L	4A08L	4A08L	4A08L	4A08L	4A08L	4A08L
10210	167	JOB IMPC MK DCSN	4A08M	4A08M	4A08M	4A08M	4A08M	4A08M	4A08M	4A08M	4A08M	4A08M	4A08M	4A08M
10220	167	JOB IMPC FRE TIM	4A08N	4A08N	4A08N	4A08N	4A08N	4A08N	4A08N	4A08N	4A08N	4A08N	4A08N	4A08N
10230	167	JOB IMPC NO MVNG	4A08O	4A08O	4A08O	4A08O	4A08O	4A08O	4A08O	4A08O	4A08O	4A08O	4A08O	4A08O
10240	167	JOB IMPC NO SPRV	4A08P	4A08P	4A08P	4A08P	4A08P	4A08P	4A08P	4A08P	4A08P	4A08P	4A08P	4A08P
10250	167	JOB IMPC SECURITY	4A08Q	4A08Q	4A08Q	4A08Q	4A08Q	4A08Q	4A08Q	4A08Q	4A08Q	4A08Q	4A08Q	4A08Q
10260	168	JOB IMPC LRNING	4A08R	4A08R	4A08R	4A08R	4A08R	4A08R	4A08R	4A08R	4A08R	4A08R	4A08R	4A08R
10270	168	JOB IMPC BE SELF	4A08S	4A08S	4A08S	4A08S	4A08S	4A08S	4A08S	4A08S	4A08S	4A08S	4A08S	4A08S
10280	168	JOB IMPC RESPECT	4A08T	4A08T	4A08T	4A08T	4A08T	4A08T	4A08T	4A08T	4A08T	4A08T	4A08T	4A08T
10290	168	JOB IMPC CNTC PL	4A08U	4A08U	4A08U	4A08U	4A08U	4A08U	4A08U	4A08U	4A08U	4A08U	4A08U	4A08U
10300	168	JOB IMPC EZ PACE	4A08V	4A08V	4A08V	4A08V	4A08V	4A08V	4A08V	4A08V	4A08V	4A08V	4A08V	4A08V
10310	168	JOB IMPC HRD PRB	4A08W	4A08W	4A08W	4A08W	4A08W	4A08W	4A08W	4A08W	4A08W	4A08W	4A08W	4A08W
25800	176	# HRS PREF WORK												
25810	177	PRT #HR PREF WRK												

321

C02: WORK and LEISURE. Income sources: financial security (continued)

C03: WORK and LEISURE. Vocational plans, aspirations, expectations

C04: WORK AND LEISURE. Preferences regarding job characteristics

*=item text changed from previous year



Item Ref. No.	Page Loc. in Vol.	ITEM DESCRIPTION (ABBREVIATED)	QUESTIONNAIRE LOCATION BY YEAR (FORM, SECTION, AND QUESTION NUMBER)											
			1976	1977	1978	1979	1980	1981	1982	1983	1984	1985	1986	1987

C05: WORK and LEISURE. Desirability of different working arrangements and settings

06160	107	-CHL,HB WK1.,W=0	2A08A	2A08A	2A08A	2A08A	2A08A	2A08A	2A08A	2A08A	2A08A	2A08A	2A08A	2A08A
06170	107	-CHL,HB WK1.,W.5	2A08B	2A08B	2A08B	2A08B	2A08B	2A08B	2A08B	2A08B	2A08B	2A08B	2A08B	2A08B
06180	107	-CHL,HB&WF WK 1.	2A08C	2A08C	2A08C	2A08C	2A08C	2A08C	2A08C	2A08C	2A08C	2A08C	2A08C	2A08C
06190	107	-CHL,HB&WF WK .5	2A08D	2A08D	2A08D	2A08D	2A08D	2A08D	2A08D	2A08D	2A08D	2A08D	2A08D	2A08D
06200	107	-CHL,W WK 1.,H.5	2A08E	2A08E	2A08E	2A08E	2A08E	2A08E	2A08E	2A08E	2A08E	2A08E	2A08E	2A08E
06210	107	-CHL,W WK 1.,H=0	2A08F	2A08F	2A08F	2A08F	2A08F	2A08F	2A08F	2A08F	2A08F	2A08F	2A08F	2A08F
06220	107	PSCH,HB WK1.,W=0	2A09A	2A09A	2A09A	2A09A	2A09A	2A09A	2A09A	2A09A	2A09A	2A09A	2A09A	2A09A
06230	108	PSCH,HB WK1.,W.5	2A09B	2A09B	2A09B	2A09B	2A09B	2A09B	2A09B	2A09B	2A09B	2A09B	2A09B	2A09B
06240	108	PSCH,HB&WF WK 1.	2A09C	2A09C	2A09C	2A09C	2A09C	2A09C	2A09C	2A09C	2A09C	2A09C	2A09C	2A09C
06250	108	PSCH,HB&WF WK .5	2A09D	2A09D	2A09D	2A09D	2A09D	2A09D	2A09D	2A09D	2A09D	2A09D	2A09D	2A09D
06260	108	PSCH,WF WK1.,H.5	2A09E	2A09E	2A09E	2A09E	2A09E	2A09E	2A09E	2A09E	2A09E	2A09E	2A09E	2A09E
06270	108	PSCH,WF WK1.,H=0	2A09F	2A09F	2A09F	2A09F	2A09F	2A09F	2A09F	2A09F	2A09F	2A09F	2A09F	2A09F
08120	138	DES SUPVR DIF RC	3A07B	3A07B	3A07B	3A07B	3A07B	3A07B	3A07B	3A07B	3A07B	3A07B	3A07B	3A07B
08160	139	DES AL WKS SM RC	3A08A	3A08A	3A08A	3A08A	3A08A	3A08A	3A08A	3A08A	3A08A	3A08A	3A08A	3A08A
08170	139	DES SO WKS DF RC	3A08B	3A08B	3A08B	3A08B	3A08B	3A08B	3A08B	3A08B	3A08B	3A08B	3A08B	3A08B
08180	139	DES MS WKS DF RC	3A08C	3A08C	3A08C	3A08C	3A08C	3A08C	3A08C	3A08C	3A08C	3A08C	3A08C	3A08C
11150	185	MLTRY >FLFLG JB	4E01D	4E01D	4E01D	4E01D	4E01D	4E01D	4E01D	4E01D	4E01D	4E01D	4E01D	4E01D
11800	193	PLC WRK LG CORPN	5A05A	5A05A	5A05A	5A05A	5A05A	5A05A	5A05A	5A05A	5A05A	5A05A	5A05A	5A05A
11810	193	PLC WRK SM BSNS	5A05B	5A05B	5A05B	5A05B	5A05B	5A05B	5A05B	5A05B	5A05B	5A05B	5A05B	5A05B
11820	193	PLC WRK GVT AGCY	5A05C	5A05C	5A05C	5A05C	5A05C	5A05C	5A05C	5A05C	5A05C	5A05C	5A05C	5A05C
11830	193	PLC WRK MLTY SVC	5A05D	5A05D	5A05D	5A05D	5A05D	5A05D	5A05D	5A05D	5A05D	5A05D	5A05D	5A05D
11840	193	PLC WRK SCH/UNIV	5A05E	5A05E	5A05E	5A05E	5A05E	5A05E	5A05E	5A05E	5A05E	5A05E	5A05E	5A05E
11850	193	PLC WRK PLC DEPT	5A05F	5A05F	5A05F	5A05F	5A05F	5A05F	5A05F	5A05F	5A05F	5A05F	5A05F	5A05F
11860	193	PLC WRK SOC SVCS	5A05G	5A05G	5A05G	5A05G	5A05G	5A05G	5A05G	5A05G	5A05G	5A05G	5A05G	5A05G
11870	193	PLC WRK SML GRP	5A05H	5A05H	5A05H	5A05H	5A05H	5A05H	5A05H	5A05H	5A05H	5A05H	5A05H	5A05H
11880	194	PLC WRK SLF EMPL	5A05I	5A05I	5A05I	5A05I	5A05I	5A05I	5A05I	5A05I	5A05I	5A05I	5A05I	5A05I

C06: WORK AND LEISURE. Work ethic / success orientation

01410	45	IMP B SUCCSS WK	1A007A	1A007A	1A007A	1A007A	1A007A	1A007A	1A007A	1A007A	1A007A	1A007A	1A007A	1A007A
08060	137	WRK=ONLY MK LVNG	3A05B	3A05B	3A05B	3A05B	3A05B	3A05B	3A05B	3A05B	3A05B	3A05B	3A05B	3A05B
08070	137	WRK CNTRL PRT LF	3A05C	3A05C	3A05C	3A05C	3A05C	3A05C	3A05C	3A05C	3A05C	3A05C	3A05C	3A05C
08080	137	OVTM 2DO BST JOB	3A05D	3A05D	3A05D	3A05D	3A05D	3A05D	3A05D	3A05D	3A05D	3A05D	3A05D	3A05D
08100	138	ENUFS,NT WNT WRK	3A06	3A06	3A06	3A06	3A06	3A06	3A06	3A06	3A06	3A06	3A06	3A06
08100	171	ENUFS,NT WNT WRK	4A14	4A14	4A14	4A14	4A14	4A14	4A14	4A14	4A14	4A14	4A14	4A14
08100	194	ENUFS,NT WNT WRK	5A06	5A06	5A06	5A06	5A06	5A06	5A06	5A06	5A06	5A06	5A06	5A06

C07: WORK and LEISURE. Leisure time: extent, activities

00620	26	#X/AV WK GO OUT	1C25	1C25	1C25	1C25	1C25	1C25	1C25	1C25	1C25	1C25	1C25	1C25
00620	26	#X/AV WK GO OUT	2C25	2C25	2C25	2C25	2C25	2C25	2C25	2C25	2C25	2C25	2C25	2C25
00620	26	#X/AV WK GO OUT	3C25	3C25	3C25	3C25	3C25	3C25	3C25	3C25	3C25	3C25	3C25	3C25
00620	26	#X/AV WK GO OUT	4C25	4C25	4C25	4C25	4C25	4C25	4C25	4C25	4C25	4C25	4C25	4C25
00620	26	#X/AV WK GO OUT	5C25	5C25	5C25	5C25	5C25	5C25	5C25	5C25	5C25	5C25	5C25	5C25
00620	26	#X/AV WK GO OUT												
00630	26	#X DATE 3+/WK	1C26	1C26	1C26	1C26	1C26	1C26	1C26	1C26	1C26	1C26	1C26	1C26
00630	26	#X DATE 3+/WK	2C26	2C26	2C26	2C26	2C26	2C26	2C26	2C26	2C26	2C26	2C26	2C26
00630	26	#X DATE 3+/WK	3C26	3C26	3C26	3C26	3C26	3C26	3C26	3C26	3C26	3C26	3C26	3C26
00630	26	#X DATE 3+/WK	4C26	4C26	4C26	4C26	4C26	4C26	4C26	4C26	4C26	4C26	4C26	4C26
00630	26	#X DATE 3+/WK	5C26	5C26	5C26	5C26	5C26	5C26	5C26	5C26	5C26	5C26	5C26	5C26
00630	26	#X DATE 3+/WK												
05820	102	DALY WATCH TV	2A02A	2A02A	2A02A	2A02A	2A02A	2A02A	2A02A	2A02A	2A02A	2A02A	2A02A	2A02A
05820	222	DALY WATCH TV												
05830	102	DALY GO TO MOVIE	2A02B	2A02B	2A02B	2A02B	2A02B	2A02B	2A02B	2A02B	2A02B	2A02B	2A02B	2A02B
05830	222	DALY GO TO MOVIE												
05840		DALY ART, MSC, PLA	2A02C	2A02C	2A02C	2A02C	2A02C	2A02C	2A02C	2A02C				
05845	102	DALY ROCK CONCRT									2A02C	2A02C	2A02C	2A02C
05845	222	DALY ROCK CONCRT												
05850	102	DALY RIDE FORFUN		2A02D	2A02D	2A02D	2A02D	2A02D	2A02D	2A02D	2A02D	2A02D	2A02D	2A02D
05850	222	DALY RIDE FORFUN												
05860	102	DALY CMNTY AFFRS	2A02E	2A02E	2A02E	2A02E	2A02E	2A02E	2A02E	2A02E	2A02E	2A02E	2A02E	2A02E
05860	222	DALY CMNTY AFFRS												
05870	102	DALY PLA MSC, SNG	2A02F	2A02F	2A02F	2A02F	2A02F	2A02F	2A02F	2A02F	2A02F	2A02F	2A02F	2A02F
05880	103	DALY CREAT WRITNG	2A02G	2A02G	2A02G	2A02G	2A02G	2A02G	2A02G	2A02G	2A02G	2A02G	2A02G	2A02G
05890	103	DALY ACTV SPORTS	2A02H	2A02H	2A02H	2A02H	2A02H	2A02H	2A02H	2A02H	2A02H	2A02H	2A02H	2A02H
05890	222	DALY ACTV SPORTS												
05900	103	DALY ART/CRAFTS	2A02I	2A02I	2A02I	2A02I	2A02I	2A02I	2A02I	2A02I	2A02I	2A02I	2A02I	2A02I
05910	103	DALY WRK HSE, CAR	2A02J	2A02J	2A02J	2A02J	2A02J	2A02J	2A02J	2A02J	2A02J	2A02J	2A02J	2A02J
05920	103	DALY VIST W/FRDS	2A02K	2A02K	2A02K	2A02K	2A02K	2A02K	2A02K	2A02K	2A02K	2A02K	2A02K	2A02K
05920	223	DALY VIST W/FRDS												
05930		DALY GO SHOPPING	2A02L	2A02L	2A02L	2A02L	2A02L	2A02L	2A02L	2A02L	2A02L	2A02L	2A02L	2A02L
05930		DALY GO SHOPPING												
05935	103	DALY GO TO MALL												
05935	223	DALY GO TO MALL												
05940	103	DALY ALONE LEISR	2A02M	2A02M*	2A02M	2A02M	2A02M	2A02M	2A02M	2A02M	2A02M	2A02M	2A02M	2A02M
05940	223	DALY ALONE LEISR												
05950	103	DALY READ BK,MAG	2A02N	2A02N	2A02N	2A02N	2A02N	2A02N	2A02N	2A02N	2A02N	2A02N	2A02N	2A02N
05960	104	DALY GO TO BARS	2A02O	2A02O	2A02O	2A02O	2A02O	2A02O	2A02O	2A02O	2A02O	2A02O	2A02O	2A02O
05960	223	DALY GO TO BARS												

*item text changed from previous year

C05: WORK and LEISURE. Desirability of different working arrangements and settings

C06: WORK AND LEISURE. Work ethic / success orientation

C07: WORK and LEISURE. Leisure time: extent, activities

*=item text changed from previous year

C07: WORK and LEISURE. Leisure time: extent, activities (continued)

C08: WORK and LEISURE. Attitudes toward leisure time

C09: WORK and LEISURE. Computer use

D01: SEX ROLES and FAMILY. Dating and marriage: status, attitudes, expectations

D02: SEX ROLES and FAMILY. Parenthood: status, attitudes, expectations

[illegible]

Item Ref. No.	QUESTIONNAIRE LOCATION BY YEAR (FORM, SECTION, AND QUESTION NUMBER)																
	1988	1989	1990	1991	1992	1993	1994	1995	1996	1997	1998	1999	2000	2001	2002	2003	2004

C07: WORK and LEISURE. Leisure time: extent, activities (continued)

05970	2A02P	2A02P	2A02P	2A02P	2A02P	2A02P	2A02P	2A02P	2A02P	2A02P	2A02P	2A02P	2A02P	2A02P	2A02P	2A02P	2A02P
05970		6A02M	6A02M	6A02M	6A02M	6A02M	6A02M	6A02M	6A02M	6A02M	6A02M	6A02M	6A02M	6A02M	6A02M	6A02M	6A02M
05980																	
10550	4A16	4A16	4A16	4A16	4A16	4A16	4A16	4A16	4A16	4A16	4A16	4A16	4A16	4A16	4A16	4A16	4A16
10560	4A17	4A17	4A17	4A17	4A17	4A17	4A17	4A17	4A17	4A17	4A17	4A17	4A17	4A17	4A17	4A17	4A17
21900	5E07	5E07	5E08	5E08	5E08	5E08	5E08	5E08	5E08	5E08	5E08	5E08	5E08	5E08	5E08	5E08	5E08
21910	5E08A	5E08A	5E09A	5E09A	5E09A	5E09A	5E09A	5E09A	5E09A	5E09A	5E09A	5E09A	5E09A	5E09A	5E09A	5E09A	5E09A
21920	5E08B	5E08B	5E09B	5E09B	5E09B	5E09B	5E09B	5E09B	5E09B	5E09B	5E09B	5E09B	5E09B	5E09B	5E09B	5E09B	5E09B
21930	5E08C	5E08C	5E09C	5E09C	5E09C	5E09C	5E09C	5E09C	5E09C	5E09C	5E09C	5E09C	5E09C	5E09C	5E09C	5E09C	5E09C
21940	5E08D	5E08D	5E09D	5E09D	5E09D	5E09D	5E09D	5E09D	5E09D	5E09D	5E09D	5E09D	5E09D	5E09D	5E09D	5E09D	5E09D
21950	5E08E	5E08E	5E09E	5E09E	5E09E	5E09E	5E09E	5E09E	5E09E	5E09E	5E09E	5E09E	5E09E	5E09E	5E09E	5E09E	5E09E
21960	5E08F	5E08F	5E09F	5E09F	5E09F	5E09F	5E09F	5E09F	5E09F	5E09F	5E09F	5E09F	5E09F	5E09F	5E09F	5E09F	5E09F
21970	5E08G	5E08G	5E09G	5E09G	5E09G	5E09G	5E09G	5E09G	5E09G	5E09G	5E09G	5E09G	5E09G	5E09G	5E09G	5E09G	5E09G
21980	5E08H	5E08H	5E09H	5E09H	5E09H	5E09H	5E09H	5E09H	5E09H	5E09H	5E09H	5E09H	5E09H	5E09H	5E09H	5E09H	5E09H
21990	5E08I	5E08I	5E09I	5E09I	5E09I	5E09I	5E09I	5E09I	5E09I	5E09I	5E09I	5E09I	5E09I	5E09I	5E09I	5E09I	5E09I
22000	5E08J	5E08J	5E09J	5E09J	5E09J	5E09J	5E09J	5E09J	5E09J	5E09J	5E09J	5E09J	5E09J	5E09J	5E09J	5E09J	5E09J
22010	5E08K	5E08K	5E09K	5E09K	5E09K	5E09K	5E09K	5E09K	5E09K	5E09K	5E09K	5E09K	5E09K	5E09K	5E09K	5E09K	5E09K
22020	5E08L	5E08L	5E09L	5E09L	5E09L	5E09L	5E09L	5E09L	5E09L	5E09L	5E09L	5E09L	5E09L	5E09L	5E09L	5E09L	5E09L
22030	5E08M	5E08M	5E09M	5E09M	5E09M	5E09M	5E09M	5E09M	5E09M	5E09M	5E09M	5E09M	5E09M	5E09M	5E09M	5E09M	5E09M
22040	5E08N	5E08N	5E09N	5E09N	5E09N	5E09N	5E09N	5E09N	5E09N	5E09N	5E09N	5E09N	5E09N	5E09N	5E09N	5E09N	5E09N
22170	2E14A	2E14A	2E14A	2E14A	2E14A	2E14A	2E14A	2E14A	2E14A	2E14A	2E14A	2E14A	2E14A	2E14A	2E14A	2E14A	2E14A
22170		6A09A	6A09A	6A09A	6A09A	6A09A	6A09A	6A09A	6A09A	6A09A	6A09A	6A09A	6A09A	6A09A	6A09A	6A09A	6A09A
22180	2E14B	2E14B	2E14B	2E14B	2E14B	2E14B	2E14B	2E14B	2E14B	2E14B	2E14B	2E14B	2E14B	2E14B	2E14B	2E14B	2E14B
22180		6A09B	6A09B	6A09B	6A09B	6A09B	6A09B	6A09B	6A09B	6A09B	6A09B	6A09B	6A09B	6A09B	6A09B	6A09B	6A09B
22190	2E14C	2E14C	2E14C	2E14C	2E14C	2E14C	2E14C	2E14C	2E14C	2E14C	2E14C	2E14C	2E14C	2E14C	2E14C	2E14C	2E14C
22190		6A09C	6A09C	6A10C	6A09C	6A09C	6A09C	6A09C	6A09C	6A09C	6A09C	6A09C	6A09C	6A09C	6A09C	6A09C	6A09C
22200	2E14D	2E14D	2E14D	2E14D	2E14D	2E14D	2E14D	2E14D	2E14D	2E14D	2E14D	2E14D	2E14D	2E14D	2E14D	2E14D	2E14D
22200		6A09F	6A09F	6A10F	6A09F	6A09F	6A09F	6A09F	6A09F	6A09F	6A09F	6A09F	6A09F	6A09F	6A09F	6A09F	6A09F
23070		6A02J	6A02J	6A02J	6A02J	6A02J	6A02J	6A02J	6A02J	6A02J	6A02J	6A02J	6A02J	6A02J	6A02J	6A02J	6A02J
23080		6A02K	6A02K	6A02K	6A02K	6A02K	6A02K	6A02K	6A02K	6A02K	6A02K	6A02K	6A02K	6A02K	6A02K	6A02K	6A02K
23360		6A09D	6A09D	6A10D	6A09D	6A09D	6A09D	6A09D	6A09D	6A09D	6A09D	6A09D	6A09D	6A09D	6A09D	6A09D	6A09D
23370		6A09E	6A09E	6A10E	6A09E	6A09E	6A09E	6A09E	6A09E	6A09E	6A09E	6A09E	6A09E	6A09E	6A09E	6A09E	6A09E
29620									2A02Q	2A02Q	2A02Q	2A02Q	2A02Q	2A02Q	2A02Q	2A02Q	2A02Q
29620									6A02N	6A02N	6A02N	6A02N	6A02N	6A02N	6A02N	6A02N	6A02N
29760																	
29950											3E06C	3E07C	3E07C	3E07C	3E07C	3E07C	3E07C

C08: WORK and LEISURE. Attitudes toward leisure time

01370	1A006K	1A006K	1A006K	1A006K	1A006K	1A006K	1A006K	1A006K	1A006K	1A006K	1A006K	1A006K	1A006K	1A006K	1A006K	1A006K	1A006K
01440	1A007D	1A007D	1A007D	1A007D	1A007D	1A007D	1A007D	1A007D	1A007D	1A007D	1A007D	1A007D	1A007D	1A007D	1A007D	1A007D	1A007D
09880																	
09890																	
09900																	
09910																	
11240	4E06B	4E06B	4E06B	4E06B	4E06B	4E06B	4E06B	4E06B	4E06B	4E06B	4E06B	4E06B	4E06B	4E06B	4E06B	4E06B	4E06B
22050	5E09A	5E09A	5E10A	5E10A	5E10A	5E10A	5E10A	5E10A	5E10A	5E10A	5E10A	5E10A	5E10A	5E10A	5E10A	5E10A	5E10A
22060	5E09B	5E09B	5E10B	5E10B	5E10B	5E10B	5E10B	5E10B	5E10B	5E10B	5E10B	5E10B	5E10B	5E10B	5E10B	5E10B	5E10B
22070	5E09C	5E09C	5E10C	5E10C	5E10C	5E10C	5E10C	5E10C	5E10C	5E10C	5E10C	5E10C	5E10C	5E10C	5E10C	5E10C	5E10C
22080	5E09D	5E09D	5E10D	5E10D	5E10D	5E10D	5E10D	5E10D	5E10D	5E10D	5E10D	5E10D	5E10D	5E10D	5E10D	5E10D	5E10D
22090	5E09E	5E09E	5E10E	5E10E	5E10E	5E10E	5E10E	5E10E	5E10E	5E10E	5E10E	5E10E	5E10E	5E10E	5E10E	5E10E	5E10E
22100	5E09F	5E09F	5E10F	5E10F	5E10F	5E10F	5E10F	5E10F	5E10F	5E10F	5E10F	5E10F	5E10F	5E10F	5E10F	5E10F	5E10F
22110	5E09G	5E09G	5E10G	5E10G	5E10G	5E10G	5E10G	5E10G	5E10G	5E10G	5E10G	5E10G	5E10G	5E10G	5E10G	5E10G	5E10G

C09: WORK and LEISURE. Computer use

29930											3E06A	3E07A	3E07A	3E07A	3E07A	3E07A	3E07A
29940											3E06B	3E07B	3E07B	3E07B	3E07B	3E07B	3E07B
29950											3E06C	3E07C	3E07C	3E07C	3E07C	3E07C	3E07C

D01: SEX ROLES and FAMILY. Dating and marriage: status, attitudes, expectations

00060	1C06	1C06	1C06	1C06	1C06	1C06	1C06	1C06	1C06	1C06	1C06	1C06	1C06	1C06	1C06	1C06	1C06
00060	2C06	2C06	2C06	2C06	2C06	2C06	2C06	2C06	2C06	2C06	2C06	2C06	2C06	2C06	2C06	2C06	2C06
00060	3C06	3C06	3C06	3C06	3C06	3C06	3C06	3C06	3C06	3C06	3C06	3C06	3C06	3C06	3C06	3C06	3C06
00060	4C06	4C06	4C06	4C06	4C06	4C06	4C06	4C06	4C06	4C06	4C06	4C06	4C06	4C06	4C06	4C06	4C06
00060	5C06	5C06	5C06	5C06	5C06	5C06	5C06	5C06	5C06	5C06	5C06	5C06	5C06	5C06	5C06	5C06	5C06
00060		6C06	6C06	6C06	6C06	6C06	6C06	6C06	6C06	6C06	6C06	6C06	6C06	6C06	6C06	6C06	6C06
06120	2A05	2A05	2A05	2A05	2A05	2A05	2A05	2A05	2A05	2A05	2A05	2A05	2A05	2A05	2A05	2A05	2A05
06130	2A06	2A06	2A06	2A06	2A06	2A06	2A06	2A06	2A06	2A06	2A06	2A06	2A06	2A06	2A06	2A06	2A06
06140	2A07A	2A07A	2A07A	2A07A	2A07A	2A07A	2A07A	2A07A	2A07A	2A07A	2A07A	2A07A	2A07A	2A07A	2A07A	2A07A	2A07A
06850	2D02A	2D02A	2D02A	2D02A	2D05A	2D05A	2D05A	2D05A	2D05A	2D05A	2D05A	2D05A	2D05A	2D05A	2D05A	2D05A	2D05A
08320	3A18	3A18	3A18	3A18	3A18	3A18	3A18	3A18	3A18	3A18	3A18	3A18	3A18	3A18	3A18	3A18	3A18
08330	3A19	3A19	3A19	3A19	3A19	3A19	3A19	3A19	3A19	3A19	3A19	3A19	3A19	3A19	3A19	3A19	3A19
11770	5A04A	5A04A	5A04A	5A04A	5A04A	5A04A	5A04A	5A04A	5A04A	5A04A	5A04A	5A04A	5A04A	5A04A	5A04A	5A04A	5A04A

D02: SEX ROLES and FAMILY. Parenthood: status, attitudes, expectations

06150	2A07B	2A07B	2A07B	2A07B	2A07B	2A07B	2A07B	2A07B	2A07B	2A07B	2A07B	2A07B	2A07B	2A07B	2A07B	2A07B	2A07B
-------	-------	-------	-------	-------	-------	-------	-------	-------	-------	-------	-------	-------	-------	-------	-------	-------	-------

*=item text changed from previous year

[illegible]

327

D02: SEX ROLES and FAMILY. Parenthood: status, attitudes, expectations (continued)

D03: SEX ROLES and FAMILY. Values surrounding marriage and family

D04: SEX ROLES and FAMILY. Preferences regarding marital/familial arrangements

D05: SEX ROLES and FAMILY. Sex role attitudes

[illegible]

[illegible]

Item Ref. No.	QUESTIONNAIRE LOCATION BY YEAR (FORM, SECTION, AND QUESTION NUMBER)																
	1988	1989	1990	1991	1992	1993	1994	1995	1996	1997	1998	1999	2000	2001	2002	2003	2004

D05: SEX ROLES and FAMILY. Sex role attitudes (continued)

12190	5A18N	5A18N	5A18N	5A18N	5A18N	5A18N	5A18N	5A18N	5A18N	5A18N	5A18N	5A18N	5A18N	5A18N	5A18N	5A18N	5A18N
-------	-------	-------	-------	-------	-------	-------	-------	-------	-------	-------	-------	-------	-------	-------	-------	-------	-------

D06: SEX ROLES and FAMILY. Opinions regarding gender discrimination

07930	3A03A	3A03A	3A03A	3A03A	3A03A	3A03A	3A03B	3A03A	3A03A	3A03A	3A03A	3A03A	3A03A	3A03A	3A03A	3A03A	3A03A
07940	3A03B	3A03B	3A03B	3A03B	3A03B	3A03B	3A03B	3A03B	3A03B	3A03B	3A03B	3A03B	3A03B	3A03B	3A03B	3A03B	3A03B
07950	3A03C	3A03C	3A03C	3A03C	3A03C	3A03C	3A03C	3A03C	3A03C	3A03C	3A03C	3A03C	3A03C	3A03C	3A03C	3A03C	3A03C
07960	3A03D	3A03D	3A03D	3A03D	3A03D	3A03D	3A03D	3A03D	3A03D	3A03D	3A03D	3A03D	3A03D	3A03D	3A03D	3A03D	3A03D
10370	4A13B	4A13B	4A13B	4A13B	4A13B	4A13B	4A13B	4A13B	4A13B	4A13B	4A13B	4A13B	4A13B	4A13B	4A13B	4A13B	4A13B
11180	4E03	4E03	4E03	4E03	4E03	4E03	4E03	4E03	4E03	4E03	4E03	4E03	4E03	4E03	4E03	4E03	4E03
12290	5A22A	5A22A	5A22A	5A22A	5A22A	5A22A	5A22A	5A22A	5A22A	5A22A	5A22A	5A22A	5A22A	5A22A	5A22A	5A22A	5A24A
12300	5A22B	5A22B	5A22B	5A22B	5A22B	5A22B	5A22B	5A22B	5A22B	5A22B	5A22B	5A22B	5A22B	5A22B	5A22B	5A22B	5A24B
12310	5A22C	5A22C	5A22C	5A22C	5A22C	5A22C	5A22C	5A22C	5A22C	5A22C	5A22C	5A22C	5A22C	5A22C	5A22C	5A22C	5A24C
12320	5A22D	5A22D	5A22D	5A22D	5A22D	5A22D	5A22D	5A22D	5A22D	5A22D	5A22D	5A22D	5A22D	5A22D	5A22D	5A22D	5A24D
12330	5A22E	5A22E	5A22E	5A22E	5A22E	5A22E	5A22E	5A22E	5A22E	5A22E	5A22E	5A22E	5A22E	5A22E	5A22E	5A22E	5A24E
12340	5A22F	5A22F	5A22F	5A22F	5A22F	5A22F	5A22F	5A22F	5A22F	5A22F	5A22F	5A22F	5A22F	5A22F	5A22F	5A22F	5A24F
12350	5A22G	5A22G	5A22G	5A22G	5A22G	5A22G	5A22G	5A22G	5A22G	5A22G	5A22G	5A22G	5A22G	5A22G	5A22G	5A22G	5A24G

E01: POPULATION CONCERNS. Overpopulation

08360	3A22	3A22	3A22	3A22	3A22	3A22	3A22	3A22	3A22	3A22	3A22	3A22	3A22	3A22	3A22	3A22	3A22
09760	3E03A	3E03A	3E03A	3E03A	3E03A	3E03A	3E03A	3E03A	3E03A	3E03A	3E04A	3E04A	3E04A	3E04A	3E04A	3E04A	3E04A
09770	3E03B	3E03B	3E03B	3E03B	3E03B	3E03B	3E03B	3E03B	3E03B	3E03B	3E04B	3E04B	3E04B	3E04B	3E04B	3E04B	3E04B
09780	3E03C	3E03C	3E03C	3E03C	3E03C	3E03C	3E03C	3E03C	3E03C	3E03C	3E04C	3E04C	3E04C	3E04C	3E04C	3E04C	3E04C
09790	3E03D	3E03D	3E03D	3E03D	3E03D	3E03D	3E03D	3E03D	3E03D	3E03D	3E04C	3E04C	3E04C	3E04C	3E04C	3E04C	3E04C
09830																	
09840																	
09850																	
11670	5A03B	5A03B	5A03B	5A03B	5A03B	5A03B	5A03B	5A03B	5A03B	5A03B	5A03B	5A03B	5A03B	5A03B	5A03B	5A03B	5A03B
12270	5A20H	5A20H	5A20H	5A20H	5A20H	5A20H	5A20H	5A20H	5A20H	5A20H	5A20H	5A20H	5A20H	5A20H	5A20H	5A20H	5A20H

E02: POPULATION CONCERNS. Birth control

09800	3E03E	3E03E	3E03E	3E03E	3E03E	3E03E	3E03E	3E03E	3E03E	3E03E							
09810	3E03F	3E03F	3E03F	3E03F	3E03F	3E03F	3E03F	3E03F	3E03F	3E03F							
09820	3E03G	3E03G	3E03G	3E03G	3E03G	3E03G	3E03G	3E03G	3E03G	3E03G							
09860	3E04	3E04	3E04	3E04	3E04	3E04	3E04	3E04	3E04	3E04							
09870	3E05	3E05	3E05	3E05	3E05	3E05	3E05	3E05	3E05	3E05							

F01: CONSERVATION, MATERIALISM, EQUITY, ETC. Personal materialism

01350	1A006I	1A006I	1A006I	1A006I	1A006I	1A006I	1A006I	1A006I	1A006I	1A006I	1A006I	1A006I	1A006I	1A006I	1A006I	1A006I	1A006I
01430	1A007C	1A007C	1A007C	1A007C	1A007C	1A007C	1A007C	1A007C	1A007C	1A007C	1A007C	1A007C	1A007C	1A007C	1A007C	1A007C	1A007C
05930	2A02L	2A02L	2A02L	2A02L	2A02L	2A02L	2A02L	2A02L	2A02L	2A02L	2A02L	2A02L	2A02L	2A02L	2A02L	2A02L	2A02L
05930		6A02H	6A02H	6A02H	6A02H	6A02H	6A02H	6A02H	6A02H	6A02H	6A02H	6A02H	6A02H	6A02H	6A02H	6A02H	6A02H
07700																	
07710																	
07720																	
07730																	
07740																	
07750																	
07760																	
07770																	
07780																	
07790																	
07800																	
07810																	
07820																	
07830																	
08020	3A04C	3A04C	3A04C	3A04C	3A04C	3A04C	3A04C	3A04C	3A04C	3A04C	3A04C	3A04C	3A04C	3A04C	3A04C	3A04C	3A04C
10060	4A06J	4A06J	4A06J	4A06J	4A06J	4A06J	4A06J	4A06J	4A06J	4A06J	4A06J	4A06J	4A06J	4A06J	4A06J	4A06J	4A06J
10060	5A18I	5A18I	5A18I	5A18I	5A18I	5A18I	5A18I	5A18I	5A18I	5A18I	5A18I	5A18I	5A18I	5A18I	5A18I	5A18I	5A18I
10140	4A08F	4A08F	4A08F	4A08F	4A08F	4A08F	4A08F	4A08F	4A08F	4A08F	4A08F	4A08F	4A08F	4A08F	4A08F	4A08F	4A08F
12020	5A15A	5A15A	5A15A	5A15A	5A15A	5A15A	5A15A	5A15A	5A15A	5A15A	5A15A	5A15A	5A15A	5A15A	5A15A	5A15A	5A15A
12030	5A15B	5A15B	5A15B	5A15B	5A15B	5A15B	5A15B	5A15B	5A15B	5A15B	5A15B	5A15B	5A15B	5A15B	5A15B	5A15B	5A15B
12040	5A15C	5A15C	5A15C	5A15C	5A15C	5A15C	5A15C	5A15C	5A15C	5A15C	5A15C	5A15C	5A15C	5A15C	5A15C	5A15C	5A15C
12050	5A16	5A16	5A16	5A16	5A16	5A16	5A16	5A16	5A16	5A16	5A16	5A16	5A16	5A16	5A16	5A16	5A16
12060	5A17	5A17	5A17	5A17	5A17	5A17	5A17	5A17	5A17	5A17	5A17	5A17	5A17	5A17	5A17	5A17	5A17
13600	3E06C	3E06C	3E06C	3E06C	3E06C	3E06C	3E06C	3E06C	3E06C	3E06C	3E06C	3E06C	3E06C	3E06C	3E06C	3E06C	3E06C
13700																	
13710																	
13720																	
13730																	
13740																	
13750																	
13760																	
13770																	
13780																	
13790																	

*=item text changed from previous year



Item Ref. No.	Page Loc. in Vol.	ITEM DESCRIPTION (ABBREVIATED)	QUESTIONNAIRE LOCATION BY YEAR (FORM, SECTION, AND QUESTION NUMBER)											
			1976	1977	1978	1979	1980	1981	1982	1983	1984	1985	1986	1987

F01: CONSERVATION, MATERIALISM, EQUITY, ETC. Personal materialism (continued)

13800		BY SOON CAR	2E10K											
13810		BY SOON TAPE REC	2E10L											
13820		BY SOON ELT CALC	2E10M											
13830		BY SOON BT/SNMBL	2E10N											
13835		IMP HAV 1 CAR	3E12A		3E11A	3E10A	3E10A	3E10A	3E09A	3E09A	3E09A	3E09A	3E09A	3E09A
13840		IMP HAV 2 CARS	3E12B		3E11B	3E10B	3E10B	3E10B	3E09B	3E09B	3E09B	3E09B	3E09B	3E09B
13850		IMP HAV LARG CAR	3E12C		3E11C	3E10C	3E10C	3E10C	3E09C	3E09C	3E09C	3E09C	3E09C	3E09C
13860	159	IMP HAV NW CR OF	3E12D		3E11D	3E10D	3E10D	3E10D	3E09D	3E09D	3E09D	3E09D	3E09D	3E09D
13870	159	IMP HAV NW CLTHS	3E12E		3E11E	3E10E	3E10E	3E10E	3E09E	3E09E	3E09E	3E09E	3E09E	3E09E
13880	159	IMP HAV OWN HSE	3E12F		3E11F	3E10F	3E10F	3E10F	3E09F	3E09F	3E09F	3E09F	3E09F	3E09F
13890	159	IMP HAV BIG YARD	3E12G		3E11G	3E10G	3E10G	3E10G	3E09G	3E09G	3E09G	3E09G	3E09G	3E09G
13900		IMP HAV NEAT LWN	3E12H		3E11H	3E10H	3E10H	3E10H	3E09H	3E09H	3E09H	3E09H	3E09H	3E09H
13910		IMP HAV APPLINGS	3E12I		3E11I	3E10I	3E10I	3E10I	3E09I	3E09I	3E09I	3E09I	3E09I	3E09I
13920		IMP HAV G STEREO	3E12J		3E11J	3E10J	3E10J	3E10J	3E09J	3E09J	3E09J	3E09J	3E09J	3E09J
13930	159	IMP HAV VAC HSE	3E12K		3E11K	3E10K	3E10K	3E10K	3E09K	3E09K	3E09K	3E09K	3E09K	3E09K
13940	159	IMP HAV REC VEH	3E12L		3E11L	3E10L	3E10L	3E10L	3E09L	3E09L	3E09L	3E09L	3E09L	3E09L

F02: CONSERVATION, MATERIALISM, EQUITY, ETC. Societal materialism and advertising

06000	104	2MUCH CNCRN MTRL	2A03B	2A03B	2A03B	2A03B	2A03B	2A03B	2A03B	2A03B	2A03B	2A03B	2A03B	2A03B
06010	104	ENCOURG PPL BUY>	2A03C	2A03C	2A03C	2A03C	2A03C	2A03C	2A03C	2A03C	2A03C	2A03C	2A03C	2A03C
06020	104	-WRNG ADVRTISNG	2A03D	2A03D	2A03D	2A03D	2A03D	2A03D	2A03D	2A03D	2A03D	2A03D	2A03D	2A03D
06030	105	MOR SHORTGS FUTR	2A03E	2A03E	2A03E	2A03E	2A03E	2A03E	2A03E	2A03E	2A03E	2A03E	2A03E	2A03E
10040	165	TV COMM CRT NDS	4A06H	4A06H	4A06H	4A06H	4A06H	4A06H	4A06H	4A06H	4A06H	4A06H	4A06H	4A06H
10050	165	TV COMMRLCS GOOD	4A06I	4A06I	4A06I	4A06I	4A06I	4A06I	4A06I	4A06I	4A06I	4A06I	4A06I	4A06I

F03: CONSERVATION, MATERIALISM, EQUITY, ETC. Concern with world hunger and poverty

05990	104	US 2 MUCH PROFIT	2A03A	2A03A	2A03A	2A03A	2A03A	2A03A	2A03A	2A03A	2A03A	2A03A	2A03A	2A03A
08040	137	EAT DIF->FD STRV	3A04E	3A04E	3A04E	3A04E	3A04E	3A04E	3A04E	3A04E	3A04E	3A04E	3A04E	3A04E
11720	192	WR/NT HNGR&PVRTY	5A03G	5A03G	5A03G	5A03G	5A03G	5A03G	5A03G	5A03G	5A03G	5A03G	5A03G	5A03G
12090	197	-SYMP TWD STARVG	5A18C	5A18C	5A18C	5A18C	5A18C	5A18C	5A18C	5A18C	5A18C	5A18C	5A18C	5A18C
12140	198	RB CHNG ETG HABT	5A18H	5A18H	5A18H	5A18H	5A18H	5A18H	5A18H	5A18H	5A18H	5A18H	5A18H	5A18H
16440		SAT EAT<BEEF>GRN			2E05B									
19470		EAT<FD,>OWN CITY				5E08A								
19480		EAT<FD,>NRBY STT				5E08B								
19490		EAT<FD,>DIF REGN				5E08C								
19500		EAT<FD,>ASIAN CN				5E08D								

F04: CONSERVATION, MATERIALISM, EQUITY, ETC. Ecological concerns


01640	49	US NEEDS GROWTH	1A011G	1A011G	1A011G	1A011G	1A011G	1A011G	1A011G	1A011G	1A011G	1A011G	1A011G	1A011G
08000	136	POLLUT INCREASED	3A04A	3A04A	3A04A	3A04A	3A04A	3A04A	3A04A	3A04A	3A04A	3A04A	3A04A	3A04A
08010	136	GOVNT DEAL ENV PR	3A04B	3A04B	3A04B	3A04B	3A04B	3A04B	3A04B	3A04B	3A04B	3A04B	3A04B	3A04B
09700		PRVNT POL TOO >\$	3E02A	3E02A	3E02A	3E02A	3E02A	3E02A	3E01A	3E01A	3E01A	3E01A		
09710		PRVNT POL CST JB	3E02B	3E02B	3E02B	3E02B	3E02B	3E02B	3E01B	3E01B	3E01B	3E01B		
09720		PRVNT POL PPL DK	3E02C	3E02C	3E02C	3E02C	3E02C	3E02C	3E01C	3E01C	3E01C	3E01C		
09730		PRVNT POL -ENUF	3E02D	3E02D	3E02D	3E02D	3E02D	3E02D	3E01D	3E01D	3E01D	3E01D		
09740		PRVNT POL USELSS	3E02E	3E02E	3E02E	3E02E	3E02E	3E02E	3E01E	3E01E	3E01E	3E01E		
09970	163	PLLTN INCR IN US	4A06A	4A06A	4A06A	4A06A	4A06A	4A06A	4A06A	4A06A	4A06A	4A06A	4A06A	4A06A
09980	164	PLLTN NT SO DANG	4A06B	4A06B	4A06B	4A06B	4A06B	4A06B	4A06B	4A06B	4A06B	4A06B	4A06B	4A06B
09990	164	PLLTN NEC 4 GRTH	4A06C	4A06C	4A06C	4A06C	4A06C	4A06C	4A06C	4A06C	4A06C	4A06C	4A06C	4A06C
10000	164	INDVL RESP 4 ENV	4A06D	4A06D	4A06D	4A06D	4A06D	4A06D	4A06D	4A06D	4A06D	4A06D	4A06D	4A06D
10010	164	GOVT RESP 4 ENV	4A06E	4A06E	4A06E	4A06E	4A06E	4A06E	4A06E	4A06E	4A06E	4A06E	4A06E	4A06E
10020	164	GOVT TAX PLLTRS	4A06F	4A06F	4A06F	4A06F	4A06F	4A06F	4A06F	4A06F	4A06F	4A06F	4A06F	4A06F
10030	164	GOVT BAN DSPSBLE	4A06G	4A06G	4A06G	4A06G	4A06G	4A06G	4A06G	4A06G	4A06G	4A06G	4A06G	4A06G
10070	165	POL SLVD BY 2000	4A06K	4A06K	4A06K	4A06K	4A06K	4A06K	4A06K	4A06K	4A06K	4A06K	4A06K	4A06K
10080	165	R EFFRT 2 HLP ENV	4A07	4A07	4A07	4A07	4A07	4A07	4A07	4A07	4A07	4A07	4A07	4A07
11340		P'IDEA OF ECOLOGY	4E08L	4E08L	4E07L	4E07L	4E07L	4E07L	4E07L	4E07L	4E07L	4E07L	4E07L	4E07L
11690	191	WR/NT POLLUTION	5A03D	5A03D	5A03D	5A03D	5A03D	5A03D	5A03D	5A03D	5A03D	5A03D	5A03D	5A03D
12280	200	CTB TO ENVIR PBM	5A20I	5A20I	5A20I	5A20I	5A20I	5A20I	5A20I	5A20I	5A20I	5A20I	5A20I	5A20I
16450		SAT TAX FR ECLGY			2E05C									

F05: CONSERVATION, MATERIALISM, EQUITY, ETC. Concern with conservation of resources

09750	155	FUTR,HAV2 CNSUM<	3E03	3E03	3E03	3E03	3E03	3E03	3E02	3E02	3E02	3E02	3E02	3E02
10930	181	SOCY WONT LAST	4D03B	4D03B	4D03B	4D03B	4D03B	4D03B	4D10B	4D10B	4D10B	4D10B	4D10B	4D10B
11700	191	WR/NT ENRGY SHRT	5A03E	5A03E	5A03E	5A03E	5A03E	5A03E	5A03E	5A03E	5A03E	5A03E	5A03E	5A03E
11730	192	WR/NT USE OPN LD	5A03H	5A03H	5A03H	5A03H	5A03H	5A03H	5A03H	5A03H	5A03H	5A03H	5A03H	5A03H
12000	195	R CUT ELECTRICTY	5A13	5A13	5A13	5A13	5A13	5A13	5A13	5A13	5A13	5A13	5A13	5A13
12010	195	RDCE HEAT R'S HM	5A14	5A14	5A14	5A14	5A14	5A14	5A14	5A14	5A14	5A14	5A14	5A14

F06: CONSERVATION, MATERIALISM, EQUITY, ETC. Preferences regarding dwelling type and urbanicity

17860		DESRD LVG RURAL			4E09A		4E09A	4E09A	4E09A					
17870		DESRD LVG SM TWN			4E09B		4E09B	4E09B	4E09B					
17880		DESRD LVG SM CTY			4E09C		4E09C	4E09C	4E09C					
17890		DESRD LVG SUBURB			4E09D		4E09D	4E09D	4E09D					
17900		DESRD LVG LG CTY			4E09E		4E09E	4E09E	4E09E					



Item Ref. No.	Page Loc. in Vol.	ITEM DESCRIPTION (ABBREVIATED)	QUESTIONNAIRE LOCATION BY YEAR (FORM, SECTION, AND QUESTION NUMBER)											
			1976	1977	1978	1979	1980	1981	1982	1983	1984	1985	1986	1987

F06: CONSERVATION, MATERIALISM, EQUITY, ETC. Preferences regarding dwelling type and urbanicity (continued)

17910		DSRD HSG 1 FAMLY			4E09F		4E09F	4E09F	4E09F					
17920		DSRD HSG 2 FAMLY			4E09G		4E09G	4E09G	4E09G					
17930		DSRD HSG CNDMINM			4E09H		4E09H	4E09H	4E09H					
17940		DSRD HSG APT BLD			4E09I		4E09I	4E09I	4E09I					
17950		DSRD HSG HI RISE			4E09J		4E09J	4E09J	4E09J					

F07: CONSERVATION, MATERIALISM, EQUITY, ETC. Driving and use of mass transit

00640	26	DRIVE>200 MI/WK	1C27	1C27	1C27	1C27	1C27	1C27	1C27	1C27	1C27	1C27	1C27	1C27
00640	26	DRIVE>200 MI/WK	2C27	2C27	2C27	2C27	2C27	2C27	2C27	2C27	2C27	2C27	2C27	2C27
00640	26	DRIVE>200 MI/WK	3C27	3C27	3C27	3C27	3C27	3C27	3C27	3C27	3C27	3C27	3C27	3C27
00640	26	DRIVE>200 MI/WK	4C27	4C27	4C27	4C27	4C27	4C27	4C27	4C27	4C27	4C27	4C27	4C27
00640	26	DRIVE>200 MI/WK	5C27	5C27	5C27	5C27	5C27	5C27	5C27	5C27	5C27	5C27	5C27	5C27
00640	26	DRIVE>200 MI/WK												
00650	26	#X/12MO R TCKTD	1C28	1C28	1C28	1C28	1C28	1C28	1C28	1C28	1C28	1C28	1C28	1C28
00650	26	#X/12MO R TCKTD	2C28	2C28	2C28	2C28	2C28	2C28	2C28	2C28	2C28	2C28	2C28	2C28
00650	26	#X/12MO R TCKTD	3C28	3C28	3C28	3C28	3C28	3C28	3C28	3C28	3C28	3C28	3C28	3C28
00650	26	#X/12MO R TCKTD	4C28	4C28	4C28	4C28	4C28	4C28	4C28	4C28	4C28	4C28	4C28	4C28
00650	26	#X/12MO R TCKTD	5C28	5C28	5C28	5C28	5C28	5C28	5C28	5C28	5C28	5C28	5C28	5C28
00650	26	#X/12MO R TCKTD												
00690	27	#ACCIDNTS/12 MO	1C30	1C30	1C30	1C30	1C30	1C30	1C30	1C30	1C30	1C30	1C30	1C30
00690	27	#ACCIDNTS/12 MO	2C30	2C30	2C30	2C30	2C30	2C30	2C30	2C30	2C30	2C30	2C30	2C30
00690	27	#ACCIDNTS/12 MO	3C30	3C30	3C30	3C30	3C30	3C30	3C30	3C30	3C30	3C30	3C30	3C30
00690	27	#ACCIDNTS/12 MO	4C30	4C30	4C30	4C30	4C30	4C30	4C30	4C30	4C30	4C30	4C30	4C30
00690	27	#ACCIDNTS/12 MO	5C30	5C30	5C30	5C30	5C30	5C30	5C30	5C30	5C30	5C30	5C30	5C30
00690	27	#ACCIDNTS/12 MO												
08030	137	USE BYC/MAS TRAN	3A04D	3A04D	3A04D	3A04D	3A04D	3A04D	3A04D	3A04D	3A04D	3A04D	3A04D	3A04D
11960	195	DNT HV DRVR LCNS	5A09	5A09	5A09	5A09	5A09	5A09	5A09	5A09	5A09	5A09	5A09	5A09
11970	195	DONT OWN CAR	5A10	5A10	5A10	5A10	5A10	5A10	5A10	5A10	5A10	5A10	5A10	5A10
11980	195	NEVR USE OTHS CR	5A11	5A11	5A11	5A11	5A11	5A11	5A11	5A11	5A11	5A11	5A11	5A11
11990	195	R CUT DRIVING	5A12	5A12	5A12	5A12	5A12	5A12	5A12	5A12	5A12	5A12	5A12	5A12
16430		SAT EVB CAR POOL			2E05A									
22210		USE SEATBLT-DRVR											2E22	2E23
22210	28	USE SEATBLT-DRVR												
22220		USE SEATBLT-RIDR											2E23	2E24
22220	28	USE SEATBLT-RIDR												

G: RELIGION. Religious preferences, activities, views

00360	22	R'S RELGS PRFNC	1C13A	1C13A	1C13A	1C13A	1C13A	1C13A	1C13A*	1C13A	1C13A	1C13A	1C13A	1C13A
00360	22	R'S RELGS PRFNC	2C13A	2C13A	2C13A	2C13A	2C13A	2C13A	2C13A*	2C13A	2C13A	2C13A	2C13A	2C13A
00360	22	R'S RELGS PRFNC	3C13A	3C13A	3C13A	3C13A	3C13A	3C13A	3C13A*	3C13A	3C13A	3C13A	3C13A	3C13A
00360	22	R'S RELGS PRFNC	4C13A	4C13A	4C13A	4C13A	4C13A	4C13A	4C13A*	4C13A	4C13A	4C13A	4C13A	4C13A
00360	22	R'S RELGS PRFNC	5C13A	5C13A	5C13A	5C13A	5C13A	5C13A	5C13A*	5C13A	5C13A	5C13A	5C13A	5C13A
00360	22	R'S RELGS PRFNC												
00370	22	R'ATTND REL SVC	1C13B	1C13B	1C13B	1C13B	1C13B	1C13B	1C13B	1C13B	1C13B	1C13B	1C13B	1C13B
00370	22	R'ATTND REL SVC	2C13B	2C13B	2C13B	2C13B	2C13B	2C13B	2C13B	2C13B	2C13B	2C13B	2C13B	2C13B
00370	22	R'ATTND REL SVC	3C13B	3C13B	3C13B	3C13B	3C13B	3C13B	3C13B	3C13B	3C13B	3C13B	3C13B	3C13B
00370	22	R'ATTND REL SVC	4C13B	4C13B	4C13B	4C13B	4C13B	4C13B	4C13B	4C13B	4C13B	4C13B	4C13B	4C13B
00370	22	R'ATTND REL SVC	5C13B	5C13B	5C13B	5C13B	5C13B	5C13B	5C13B	5C13B	5C13B	5C13B	5C13B	5C13B
00370	22	R'ATTND REL SVC												
00380	23	RLGN IMP R'S LF	1C13C	1C13C	1C13C	1C13C	1C13C	1C13C	1C13C	1C13C	1C13C	1C13C	1C13C	1C13C
00380	23	RLGN IMP R'S LF	2C13C	2C13C	2C13C	2C13C	2C13C	2C13C	2C13C	2C13C	2C13C	2C13C	2C13C	2C13C
00380	23	RLGN IMP R'S LF	3C13C	3C13C	3C13C	3C13C	3C13C	3C13C	3C13C	3C13C	3C13C	3C13C	3C13C	3C13C
00380	23	RLGN IMP R'S LF	4C13C	4C13C	4C13C	4C13C	4C13C	4C13C	4C13C	4C13C	4C13C	4C13C	4C13C	4C13C
00380	23	RLGN IMP R'S LF	5C13C	5C13C	5C13C	5C13C	5C13C	5C13C	5C13C	5C13C	5C13C	5C13C	5C13C	5C13C
00380	23	RLGN IMP R'S LF												
05980		DALY GO CHURCH	2A02D											
06930		DHNSTY CHURCHES	2D04E	2D04E	2D04E	2D04E	2D04E	2D04E	2D04E	2D04E	2D04E	2D04E	2D04E	2D04E
08420	143	GD JB CHURCHES	3A24E	3A24E	3A24E	3A24E	3A24E	3A24E	3A24E	3A24E	3A24E	3A24E	3A24E	3A24E
10360	170	JOB OBSTC RELGN	4A13A	4A13A	4A13A	4A13A	4A13A	4A13A	4A13A	4A13A	4A13A	4A13A	4A13A	4A13A
10590	173	>INFLC CHURCHES	4A19C	4A19C	4A19C	4A19C	4A19C	4A19C	4A19C	4A19C	4A19C	4A19C	4A19C	4A19C
11360		P'IDEA OF RLGN	4E08N	4E08N	4E07N	4E07N	4E07N	4E07N	4E07N	4E07N	4E07N	4E07N	4E07N	4E07N
11910	194	RCL CNTCT CHURCH	5A07C	5A07C	5A07C	5A07C	5A07C	5A07C	5A07C	5A07C	5A07C	5A07C	5A07C	5A07C
12230	200	CTB TO RELGS ORG	5A20D	5A20D	5A20D	5A20D	5A20D	5A20D	5A20D	5A20D	5A20D	5A20D	5A20D	5A20D
23510		YRS CHRCH YTH GR												

H01: POLITICS. Political interest and preferences

00340	22	R'S POLTL PRFNC	1C11	1C11	1C11	1C11	1C11	1C11	1C11	1C11	1C11	1C11	1C11	1C11
00340	22	R'S POLTL PRFNC	2C11	2C11	2C11	2C11	2C11	2C11	2C11	2C11	2C11	2C11	2C11	2C11
00340	22	R'S POLTL PRFNC	3C11	3C11	3C11	3C11	3C11	3C11	3C11	3C11	3C11	3C11	3C11	3C11
00340	22	R'S POLTL PRFNC	4C11	4C11	4C11	4C11	4C11	4C11	4C11	4C11	4C11	4C11	4C11	4C11
00340	22	R'S POLTL PRFNC	5C11	5C11	5C11	5C11	5C11	5C11	5C11	5C11	5C11	5C11	5C11	5C11
00340	22	R'S POLTL PRFNC												
00350	22	R'POL BLF RADCL	1C12	1C12	1C12	1C12	1C12	1C12	1C12	1C12	1C12	1C12	1C12	1C12
00350	22	R'POL BLF RADCL	2C12	2C12	2C12	2C12	2C12	2C12	2C12	2C12	2C12	2C12	2C12	2C12
00350	22	R'POL BLF RADCL	3C12	3C12	3C12	3C12	3C12	3C12	3C12	3C12	3C12	3C12	3C12	3C12
00350	22	R'POL BLF RADCL	4C12	4C12	4C12	4C12	4C12	4C12	4C12	4C12	4C12	4C12	4C12	4C12

*=item text changed from previous year

F06: CONSERVATION, MATERIALISM, EQUITY, ETC. Preferences regarding dwelling type and urbanicity (continued)

F07: CONSERVATION, MATERIALISM, EQUITY, ETC. Driving and use of mass transit

G: RELIGION. Religious preferences, activities, views

H01: POLITICS. Political interest and preferences

*=item text changed from previous year

[illegible]

H01: POLITICS. Political interest and preferences (continued)

H02: POLITICS. Attitudes toward governmental policies and practices

H03: POLITICS. Views about the role of citizens in government (See also I02)


H04: POLITICS. Confidence in governmentH05: POLITICS. Voting, political activism

I01: SOCIAL CHANGE. Expectations concerning societal change

[illegible]

[illegible]

[illegible]



Item Ref. No.	Page Loc. in Vol.	ITEM DESCRIPTION (ABBREVIATED)	QUESTIONNAIRE LOCATION BY YEAR (FORM, SECTION, AND QUESTION NUMBER)											
			1976	1977	1978	1979	1980	1981	1982	1983	1984	1985	1986	1987

K01: MAJOR SOCIAL INSTITUTIONS. Trust (See also C05) (continued)

06910		DHNSTY COLL&UNIV	2D04C	2D04C	2D04C	2D04C	2D04C	2D04C	2D04C	2D04C	2D04C	2D04C	2D04C	2D04C
06920		DHNSTY PBLC SCHL	2D04D	2D04D	2D04D	2D04D	2D04D	2D04D	2D04D	2D04D	2D04D	2D04D	2D04D	2D04D
06930		DHNSTY CHURCHES	2D04E	2D04E	2D04E	2D04E	2D04E	2D04E	2D04E	2D04E	2D04E	2D04E	2D04E	2D04E
06940		DHNSTY NEWS MDIA	2D04F	2D04F	2D04F	2D04F	2D04F	2D04F	2D04F	2D04F	2D04F	2D04F	2D04F	2D04F
06950		DHNSTY PRES&ADMN	2D04G	2D04G	2D04G	2D04G	2D04G	2D04G	2D04G	2D04G	2D04G	2D04G	2D04G	2D04G
06960		DHNSTY CONGRESS	2D04H	2D04H	2D04H	2D04H	2D04H	2D04H	2D04H	2D04H	2D04H	2D04H	2D04H	2D04H
06970		DHNSTY SUPRM CRT	2D04I	2D04I	2D04I	2D04I	2D04I	2D04I	2D04I	2D04I	2D04I	2D04I	2D04I	2D04I
06980		DHNSTY JUSTC SYS	2D04J	2D04J	2D04J	2D04J	2D04J	2D04J	2D04J	2D04J	2D04J	2D04J	2D04J	2D04J
06990		DHNSTY POLICE	2D04K	2D04K	2D04K	2D04K	2D04K	2D04K	2D04K	2D04K	2D04K	2D04K	2D04K	2D04K
07000		DHNSTY MILITARY	2D04L	2D04L	2D04L	2D04L	2D04L	2D04L	2D04L	2D04L	2D04L	2D04L	2D04L	2D04L

K02: MAJOR SOCIAL INSTITUTIONS. Satisfaction with performance

01390	45	SAT GOVT OPTNG	1A006M	1A006M	1A006M	1A006M	1A006M	1A006M	1A006M	1A006M	1A006M	1A006M	1A006M	1A006M
08380	142	GD JB LARG CORPS	3A24A	3A24A	3A24A	3A24A	3A24A	3A24A	3A24A	3A24A	3A24A	3A24A	3A24A	3A24A
08390	142	GD JB LBR UNIONS	3A24B	3A24B	3A24B	3A24B	3A24B	3A24B	3A24B	3A24B	3A24B	3A24B	3A24B	3A24B
08400	142	GD JB COLLG&UNIV	3A24C	3A24C	3A24C	3A24C	3A24C	3A24C	3A24C	3A24C	3A24C	3A24C	3A24C	3A24C
08410	142	GD JB PBLC SCHOL	3A24D	3A24D	3A24D	3A24D	3A24D	3A24D	3A24D	3A24D	3A24D	3A24D	3A24D	3A24D
08420	143	GD JB CHURCHES	3A24E	3A24E	3A24E	3A24E	3A24E	3A24E	3A24E	3A24E	3A24E	3A24E	3A24E	3A24E
08430	143	GD JB NEWS MEDIA	3A24F	3A24F	3A24F	3A24F	3A24F	3A24F	3A24F	3A24F	3A24F	3A24F	3A24F	3A24F
08440	143	GD JB PRES&ADMIN	3A24G	3A24G	3A24G	3A24G	3A24G	3A24G	3A24G	3A24G	3A24G	3A24G	3A24G	3A24G
08450	143	GD JB CONGRESS	3A24H	3A24H	3A24H	3A24H	3A24H	3A24H	3A24H	3A24H	3A24H	3A24H	3A24H	3A24H
08460	143	GD JB SUPRM CRT	3A24I	3A24I	3A24I	3A24I	3A24I	3A24I	3A24I	3A24I	3A24I	3A24I	3A24I	3A24I
08470	143	GD JB JUSTC SYST	3A24J	3A24J	3A24J	3A24J	3A24J	3A24J	3A24J	3A24J	3A24J	3A24J	3A24J	3A24J
08480	143	GD JB POLICE	3A24K	3A24K	3A24K	3A24K	3A24K	3A24K	3A24K	3A24K	3A24K	3A24K	3A24K	3A24K
08490	144	GD JB MILITARY	3A24L	3A24L	3A24L	3A24L	3A24L	3A24L	3A24L	3A24L	3A24L	3A24L	3A24L	3A24L

K03: MAJOR SOCIAL INSTITUTIONS. Preferred influence

08500	144	MIL TOO MCH INFL	3A25	3A25	3A25	3A25	3A25	3A25	3A25	3A25	3A25	3A25	3A25	3A25
08510	144	US TOO MCH\$ MILT	3A26	3A26	3A26	3A26	3A26	3A26	3A26	3A26	3A26	3A26	3A26	3A26
10570	173	>INFLC LARG CORP	4A19A	4A19A	4A19A	4A19A	4A19A	4A19A	4A19A	4A19A	4A19A	4A19A	4A19A	4A19A
10580	173	>INFLC LBR UNION	4A19B	4A19B	4A19B	4A19B	4A19B	4A19B	4A19B	4A19B	4A19B	4A19B	4A19B	4A19B
10590	173	>INFLC CHURCHES	4A19C	4A19C	4A19C	4A19C	4A19C	4A19C	4A19C	4A19C	4A19C	4A19C	4A19C	4A19C
10600	173	>INFLC NEWS MDIA	4A19D	4A19D	4A19D	4A19D	4A19D	4A19D	4A19D	4A19D	4A19D	4A19D	4A19D	4A19D
10610	174	>INFLC PRES&ADMN	4A19E	4A19E	4A19E	4A19E	4A19E	4A19E	4A19E	4A19E	4A19E	4A19E	4A19E	4A19E
10620	174	>INFLC CONGRESS	4A19F	4A19F	4A19F	4A19F	4A19F	4A19F	4A19F	4A19F	4A19F	4A19F	4A19F	4A19F
10630	174	>INFLC SUPRM CRT	4A19G	4A19G	4A19G	4A19G	4A19G	4A19G	4A19G	4A19G	4A19G	4A19G	4A19G	4A19G
10640	174	>INFLC JUSTC SYS	4A19H	4A19H	4A19H	4A19H	4A19H	4A19H	4A19H	4A19H	4A19H	4A19H	4A19H	4A19H
10650	174	>INFLC POLICE	4A19I	4A19I	4A19I	4A19I	4A19I	4A19I	4A19I	4A19I	4A19I	4A19I	4A19I	4A19I
10660	174	>INFLC MILITARY	4A19J	4A19J	4A19J	4A19J	4A19J	4A19J	4A19J	4A19J	4A19J	4A19J	4A19J	4A19J

L01: MILITARY. Plans for military service

00490	24	R WL DO ARMD FC	1C21B	1C21B	1C21B	1C21B	1C21B	1C21B	1C21B	1C21B	1C21B	1C21B	1C21B	1C21B
00490	24	R WL DO ARMD FC	2C21B	2C21B	2C21B	2C21B	2C21B	2C21B	2C21B	2C21B	2C21B	2C21B	2C21B	2C21B
00490	24	R WL DO ARMD FC	3C21B	3C21B	3C21B	3C21B	3C21B	3C21B	3C21B	3C21B	3C21B	3C21B	3C21B	3C21B
00490	24	R WL DO ARMD FC	4C21B	4C21B	4C21B	4C21B	4C21B	4C21B	4C21B	4C21B	4C21B	4C21B	4C21B	4C21B
00490	24	R WL DO ARMD FC	5C21B	5C21B	5C21B	5C21B	5C21B	5C21B	5C21B	5C21B	5C21B	5C21B	5C21B	5C21B
00490	24	R WL DO ARMD FC	1C22B	1C22B	1C22B	1C22B	1C22B	1C22B	1C22B	1C22B	1C22B	1C22B	1C22B	1C22B
00540	25	R WNTDO ARMD FC	2C22B	2C22B	2C22B	2C22B	2C22B	2C22B	2C22B	2C22B	2C22B	2C22B	2C22B	2C22B
00540	25	R WNTDO ARMD FC	3C22B	3C22B	3C22B	3C22B	3C22B	3C22B	3C22B	3C22B	3C22B	3C22B	3C22B	3C22B
00540	25	R WNTDO ARMD FC	4C22B	4C22B	4C22B	4C22B	4C22B	4C22B	4C22B	4C22B	4C22B	4C22B	4C22B	4C22B
00540	25	R WNTDO ARMD FC	5C22B	5C22B	5C22B	5C22B	5C22B	5C22B	5C22B	5C22B	5C22B	5C22B	5C22B	5C22B
00730	28	R'S BRANCH SERV	1C32	1C32	1C32	1C32	1C32	1C32	1C32	1C32	1C32	1C32	1C32	1C32
00730		R'S BRANCH SERV	2C32	2C32	2C32	2C32	2C32	2C32	2C32	2C32	2C32	2C32	2C32	2C32
00730		R'S BRANCH SERV	3C32	3C32	3C32	3C32	3C32	3C32	3C32	3C32	3C32	3C32	3C32	3C32
00730		R'S BRANCH SERV	4C32	4C32	4C32	4C32	4C32	4C32	4C32	4C32	4C32	4C32	4C32	4C32
00730	28	R'S BRANCH SERV	5C32	5C32	5C32	5C32	5C32	5C32	5C32	5C32	5C32	5C32	5C32	5C32
00740	28	R XPCTS B OFFCR	1C33	1C33	1C33	1C33	1C33	1C33	1C33	1C33	1C33	1C33	1C33	1C33
00740		R XPCTS B OFFCR	2C33	2C33	2C33	2C33	2C33	2C33	2C33	2C33	2C33	2C33	2C33	2C33
00740		R XPCTS B OFFCR	3C33	3C33	3C33	3C33	3C33	3C33	3C33	3C33	3C33	3C33	3C33	3C33
00740		R XPCTS B OFFCR	4C33	4C33	4C33	4C33	4C33	4C33	4C33	4C33	4C33	4C33	4C33	4C33
00740	28	R XPCTS B OFFCR	5C33	5C33	5C33	5C33	5C33	5C33	5C33	5C33	5C33	5C33	5C33	5C33
00750	28	R XPCTS MLTR CR	1C34	1C34	1C34	1C34	1C34	1C34	1C34	1C34	1C34	1C34	1C34	1C34
00750		R XPCTS MLTR CR	2C34	2C34	2C34	2C34	2C34	2C34	2C34	2C34	2C34	2C34	2C34	2C34
00750		R XPCTS MLTR CR	3C34	3C34	3C34	3C34	3C34	3C34	3C34	3C34	3C34	3C34	3C34	3C34
00750		R XPCTS MLTR CR	4C34	4C34	4C34	4C34	4C34	4C34	4C34	4C34	4C34	4C34	4C34	4C34
00750	28	R XPCTS MLTR CR	5C34	5C34	5C34	5C34	5C34	5C34	5C34	5C34	5C34	5C34	5C34	5C34

L02: MILITARY. Attitudes toward a draft

21060	130	FAVOR MLTY DRAFT						5E06	2E08	2E08	2E08	2E08	2E08	2E10
21070	130	DRAFT INCL WOMEN						5E07	2E09	2E09	2E09	2E09	2E09	2E11

339

K01: MAJOR SOCIAL INSTITUTIONS. Trust (See also C05) (continued)

K02: MAJOR SOCIAL INSTITUTIONS. Satisfaction with performance

K03: MAJOR SOCIAL INSTITUTIONS. Preferred influence

L01: MILITARY. Plans for military service

L02: MILITARY. Attitudes toward a draft

[illegible]

[illegible]

L03: MILITARY. Views about the use of military force

L04: MILITARY. Attitudes toward the military as an institution and occupation

M01: INTERPERSONAL RELATIONSHIPS. Dating

M02: INTERPERSONAL RELATIONSHIPS. Cross-age relationships with adults outside the family (See also B05)

M03: INTERPERSONAL RELATIONSHIPS. Family Members

[illegible]

[illegible]

Item Ref. No.	QUESTIONNAIRE LOCATION BY YEAR (FORM, SECTION, AND QUESTION NUMBER)																
	1988	1989	1990	1991	1992	1993	1994	1995	1996	1997	1998	1999	2000	2001	2002	2003	2004

M03: INTERPERSONAL RELATIONSHIPS. Family Members (continued)

11370	4E06O	4E06O	4E06O	4E06O	4E06O	4E06O	4E06O	4E06O	4E06O	4E06O	4E06O						
13150																	
13160																	
13170																	
13180																	
19530																	
21800	5E06A	5E06A	5E07A	5E07A	5E07A	5E07A	5E07A	5E07A	5E07A	5E07A	5E07A	5E07A					
21810	5E06B	5E06B	5E07B	5E07B	5E07B	5E07B	5E07B	5E07B	5E07B	5E07B	5E07B	5E07B					
21820	5E06C	5E06C	5E07C	5E07C	5E07C	5E07C	5E07C	5E07C	5E07C	5E07C	5E07C	5E07C					
21830	5E06D	5E06D	5E07D	5E07D	5E07D	5E07D	5E07D	5E07D	5E07D	5E07D	5E07D	5E07D					
21840	5E06E	5E06E	5E07E	5E07E	5E07E	5E07E	5E07E	5E07E	5E07E	5E07E	5E07E	5E07E					
21850	5E06F	5E06F	5E07F	5E07F	5E07F	5E07F	5E07F	5E07F	5E07F	5E07F	5E07F	5E07F					
21860	5E06G	5E06G	5E07G	5E07G	5E07G	5E07G	5E07G	5E07G	5E07G	5E07G	5E07G	5E07G					
21870	5E06H	5E06H	5E07H	5E07H	5E07H	5E07H	5E07H	5E07H	5E07H	5E07H	5E07H	5E07H					
21880	5E06I	5E06I	5E07I	5E07I	5E07I	5E07I	5E07I	5E07I	5E07I	5E07I	5E07I	5E07I					
21890	5E06J	5E06J	5E07J	5E07J	5E07J	5E07J	5E07J	5E07J	5E07J	5E07J	5E07J	5E07J					
25180				6A09A	6A08A	6A08A	6A08A	6A08A	6A08A	6A08A	6A08A	6A08A	6A08A	6A08A	6A08A	6A08A	6A08A
25190				6A09B	6A08B	6A08B	6A08B	6A08B	6A08B	6A08B	6A08B	6A08B	6A08B	6A08B	6A08B	6A08B	6A08B
25200				6A09C	6A08C	6A08C	6A08C	6A08C	6A08C	6A08C	6A08C	6A08C	6A08C	6A08C	6A08C	6A08C	6A08C
25210				6A09D	6A08D	6A08D	6A08D	6A08D	6A08D	6A08D	6A08D	6A08D	6A08D	6A08D	6A08D	6A08D	6A08D
25220				6A09E	6A08E	6A08E	6A08E	6A08E	6A08E	6A08E	6A08E	6A08E	6A08E	6A08E	6A08E	6A08E	6A08E
25810				4D01B	4D01B	4D01B	4D01B	4D01B	4D01B	4D01B	4D01B	4D01B	4D01B	4D01B	4D01B	4D01B	4D01B

M04: INTERPERSONAL RELATIONSHIPS. Friendships (See also Q03)

01320	1A006F	1A006F	1A006F	1A006F	1A006F	1A006F	1A006F	1A006F	1A006F	1A006F	1A006F	1A006F	1A006F	1A006F	1A006F	1A006F	1A006F
01450	1A007E	1A007E	1A007E	1A007E	1A007E	1A007E	1A007E	1A007E	1A007E	1A007E	1A007E	1A007E	1A007E	1A007E	1A007E	1A007E	1A007E
05920	2A02K	2A02K	2A02K	2A02K	2A02K	2A02K	2A02K	2A02K	2A02K	2A02K	2A02K	2A02K	2A02K	2A02K	2A02K	2A02K	2A02K
05920		6A02G	6A02G	6A02G	6A02G	6A02G	6A02G	6A02G*	6A02G	6A02G	6A02G	6A02G	6A02G	6A02G	6A02G	6A02G	6A02G
10170	4A08I	4A08I	4A08I	4A08I	4A08I	4A08I	4A08I	4A08I	4A08I	4A08I	4A08I	4A08I	4A08I	4A08I	4A08I	4A08I	4A08I

M05: INTERPERSONAL RELATIONSHIPS. Community at large

01480	1A007H	1A007H	1A007H	1A007H	1A007H	1A007H	1A007H	1A007H	1A007H	1A007H	1A007H	1A007H	1A007H	1A007H	1A007H	1A007H	1A007H
10290	4A08U	4A08U	4A08U	4A08U	4A08U	4A08U	4A08U	4A08U	4A08U	4A08U	4A08U	4A08U	4A08U	4A08U	4A08U	4A08U	4A08U
13590	3E06B	3E06B	3E06B	3E06B	3E06B	3E06B	3E06B	3E06B	3E06B	3E06B	3E06B	3E06B	3E06B	3E06B	3E06B	3E06B	3E06B
21600	4D06D	4D06D	4D06D	4D06D	4D06D	4D06D	4D06D	4D06D	4D06D	4D06D	4D06D	4D06D	4D06D	4D06D	4D06D	4D06D	4D06D
21730																	
21740																	
21750																	
21760																	
21770																	
21780																	
21790																	

N01: RACE RELATIONS. Preferred interracial contact

08110	3A07A	3A07A	3A07A	3A07A	3A07A	3A07A	3A07A	3A07A	3A07A	3A07A	3A07A	3A07A	3A07A	3A07A	3A07A	3A07A	3A07A
08120	3A07B	3A07B	3A07B	3A07B	3A07B	3A07B	3A07B	3A07B	3A07B	3A07B	3A07B	3A07B	3A07B	3A07B	3A07B	3A07B	3A07B
08130	3A07C	3A07C	3A07C	3A07C	3A07C	3A07C	3A07C	3A07C	3A07C	3A07C	3A07C	3A07C	3A07C	3A07C	3A07C	3A07C	3A07C
08140	3A07D	3A07D	3A07D	3A07D	3A07D	3A07D	3A07D	3A07D	3A07D	3A07D	3A07D	3A07D	3A07D	3A07D	3A07D	3A07D	3A07D
08150	3A07E	3A07E	3A07E	3A07E	3A07E	3A07E	3A07E	3A07E	3A07E	3A07E	3A07E	3A07E	3A07E	3A07E	3A07E	3A07E	3A07E
08160	3A08A	3A08A	3A08A	3A08A	3A08A	3A08A	3A08A	3A08A	3A08A	3A08A	3A08A	3A08A	3A08A	3A08A	3A08A	3A08A	3A08A
08170	3A08B	3A08B	3A08B	3A08B	3A08B	3A08B	3A08B	3A08B	3A08B	3A08B	3A08B	3A08B	3A08B	3A08B	3A08B	3A08B	3A08B
08180	3A08C	3A08C	3A08C	3A08C	3A08C	3A08C	3A08C	3A08C	3A08C	3A08C	3A08C	3A08C	3A08C	3A08C	3A08C	3A08C	3A08C
08190	3A09A	3A09A	3A09A	3A09A	3A09A	3A09A	3A09A	3A09A	3A09A	3A09A	3A09A	3A09A	3A09A	3A09A	3A09A	3A09A	3A09A
08200	3A09B	3A09B	3A09B	3A09B	3A09B	3A09B	3A09B	3A09B	3A09B	3A09B	3A09B	3A09B	3A09B	3A09B	3A09B	3A09B	3A09B
08210	3A09C	3A09C	3A09C	3A09C	3A09C	3A09C	3A09C	3A09C	3A09C	3A09C	3A09C	3A09C	3A09C	3A09C	3A09C	3A09C	3A09C
08220	3A10A	3A10A	3A10A	3A10A	3A10A	3A10A	3A10A	3A10A	3A10A	3A10A	3A10A	3A10A	3A10A	3A10A	3A10A	3A10A	3A10A
08230	3A10B	3A10B	3A10B	3A10B	3A10B	3A10B	3A10B	3A10B	3A10B	3A10B	3A10B	3A10B	3A10B	3A10B	3A10B	3A10B	3A10B
08240	3A10C	3A10C	3A10C	3A10C	3A10C	3A10C	3A10C	3A10C	3A10C	3A10C	3A10C	3A10C	3A10C	3A10C	3A10C	3A10C	3A10C

N02: RACE RELATIONS. Attitudes toward discrimination

01520	1A007L	1A007L	1A007L	1A007L	1A007L	1A007L	1A007L	1A007L	1A007L	1A007L	1A007L	1A007L	1A007L	1A007L	1A007L	1A007L	1A007L
10380	4A13C	4A13C	4A13C	4A13C	4A13C	4A13C	4A13C	4A13C	4A13C	4A13C	4A13C	4A13C	4A13C	4A13C	4A13C	4A13C	4A13C
11190	4E04	4E04	4E04	4E04	4E04	4E04	4E04	4E04	4E04	4E04	4E04	4E04	4E04	4E04	4E04	4E04	4E04
11350	4E06M	4E06M	4E06M	4E06M	4E06M	4E06M	4E06M	4E06M	4E06M	4E06M	4E06M	4E06M	4E06M	4E06M	4E06M	4E06M	4E06M
11710	5A03F	5A03F	5A03F	5A03F	5A03F	5A03F	5A03F	5A03F	5A03F	5A03F	5A03F	5A03F	5A03F	5A03F	5A03F	5A03F	5A03F
11950	5A08	5A08	5A08	5A08	5A08	5A08	5A08	5A08	5A08	5A08	5A08	5A08	5A08	5A08	5A08	5A08	5A08
12100	5A18D	5A18D	5A18D	5A18D	5A18D	5A18D	5A18D	5A18D	5A18D	5A18D	5A18D	5A18D	5A18D	5A18D	5A18D	5A18D	5A18D
12220	5A20C	5A20C	5A20C	5A20C	5A20C	5A20C	5A20C	5A20C	5A20C	5A20C	5A20C	5A20C	5A20C	5A20C	5A20C	5A20C	5A20C

N03: RACE RELATIONS. Actual interracial contacts

08250	3A11	3A11	3A11	3A11	3A11	3A11	3A11	3A11	3A11	3A11	3A11	3A11	3A11	3A11	3A11	3A11	3A11
08260	3A12	3A12	3A12	3A12	3A12	3A12	3A12	3A12	3A12	3A12	3A12	3A12	3A12	3A12	3A12	3A12	3A12
08270	3A13	3A13	3A13	3A13	3A13	3A13	3A13	3A13	3A13	3A13	3A13	3A13	3A13	3A13	3A13	3A13	3A13
08280	3A14	3A14	3A14	3A14	3A14	3A14	3A14	3A14	3A14	3A14	3A14	3A14	3A14	3A14	3A14	3A14	3A14

*=item text changed from previous year

[illegible]

Item Ref. No.	QUESTIONNAIRE LOCATION BY YEAR (FORM, SECTION, AND QUESTION NUMBER)																
	1988	1989	1990	1991	1992	1993	1994	1995	1996	1997	1998	1999	2000	2001	2002	2003	2004

N03: RACE RELATIONS. Actual interracial contacts (continued)

08290	3A15	3A15	3A15	3A15	3A15	3A15	3A15	3A15	3A15	3A15	3A15	3A15	3A15	3A15	3A15	3A15	3A15
08300	3A16	3A16	3A16	3A16	3A16	3A16	3A16	3A16	3A16	3A16	3A16	3A16	3A16	3A16	3A16	3A16	3A16
08310	3A17	3A17	3A17	3A17	3A17	3A17	3A17	3A17	3A17	3A17	3A17	3A17	3A17	3A17	3A17	3A17	3A17
11890	5A07A	5A07A	5A07A	5A07A	5A07A	5A07A	5A07A	5A07A	5A07A	5A07A	5A07A	5A07A	5A07A	5A07A	5A07A	5A07A	5A07A
11900	5A07B	5A07B	5A07B	5A07B	5A07B	5A07B	5A07B	5A07B	5A07B	5A07B	5A07B	5A07B	5A07B	5A07B	5A07B	5A07B	5A07B
11910	5A07C	5A07C	5A07C	5A07C	5A07C	5A07C	5A07C	5A07C	5A07C	5A07C	5A07C	5A07C	5A07C	5A07C	5A07C	5A07C	5A07C
11920	5A07D	5A07D	5A07D	5A07D	5A07D	5A07D	5A07D	5A07D	5A07D	5A07D	5A07D	5A07D	5A07D	5A07D	5A07D	5A07D	5A07D
11930	5A07E	5A07E	5A07E	5A07E	5A07E	5A07E	5A07E	5A07E	5A07E	5A07E	5A07E	5A07E	5A07E	5A07E	5A07E	5A07E	5A07E
11940	5A07F	5A07F	5A07F	5A07F	5A07F	5A07F	5A07F	5A07F	5A07F	5A07F	5A07F	5A07F	5A07F	5A07F	5A07F	5A07F	5A07F

O01: CONCERN FOR OTHERS. Attitudes regarding social service, charitable activism

01470	1A007G	1A007G	1A007G	1A007G	1A007G	1A007G	1A007G	1A007G	1A007G	1A007G	1A007G	1A007G	1A007G	1A007G	1A007G	1A007G	1A007G
01520	1A007L	1A007L	1A007L	1A007L	1A007L	1A007L	1A007L	1A007L	1A007L	1A007L	1A007L	1A007L	1A007L	1A007L	1A007L	1A007L	1A007L
10130	4A08E	4A08E	4A08E	4A08E	4A08E	4A08E	4A08E	4A08E	4A08E	4A08E	4A08E	4A08E	4A08E	4A08E	4A08E	4A08E	4A08E
10190	4A08K	4A08K	4A08K	4A08K	4A08K	4A08K	4A08K	4A08K	4A08K	4A08K	4A08K	4A08K	4A08K	4A08K	4A08K	4A08K	4A08K
11860	5A05G	5A05G	5A05G	5A05G	5A05G	5A05G	5A05G	5A05G	5A05G	5A05G	5A05G	5A05G	5A05G	5A05G	5A05G	5A05G	5A05G

O02: CONCERN FOR OTHERS. Involvement in community, altruistic activities

05860	2A02E	2A02E	2A02E	2A02E	2A02E	2A02E	2A02E	2A02E	2A02E	2A02E	2A02E	2A02E	2A02E	2A02E	2A02E	2A02E	2A02E
05860		6A02E	6A02E	6A02E	6A02E	6A02E	6A02E	6A02E*	6A02E	6A02E	6A02E	6A02E	6A02E	6A02E	6A02E	6A02E	6A02E
12200	5A20A	5A20A	5A20A	5A20A	5A20A	5A20A	5A20A	5A20A	5A20A	5A20A	5A20A	5A20A	5A20A	5A20A	5A20A	5A20A	5A20A
12210	5A20B	5A20B	5A20B	5A20B	5A20B	5A20B	5A20B	5A20B	5A20B	5A20B	5A20B	5A20B	5A20B	5A20B	5A20B	5A20B	5A20B
12220	5A20C	5A20C	5A20C	5A20C	5A20C	5A20C	5A20C	5A20C	5A20C	5A20C	5A20C	5A20C	5A20C	5A20C	5A20C	5A20C	5A20C
12230	5A20D	5A20D	5A20D	5A20D	5A20D	5A20D	5A20D	5A20D	5A20D	5A20D	5A20D	5A20D	5A20D	5A20D	5A20D	5A20D	5A20D
12240	5A20E	5A20E	5A20E	5A20E	5A20E	5A20E	5A20E	5A20E	5A20E	5A20E	5A20E	5A20E	5A20E	5A20E	5A20E	5A20E	5A20E
12250	5A20F	5A20F	5A20F	5A20F	5A20F	5A20F	5A20F	5A20F	5A20F	5A20F	5A20F	5A20F	5A20F	5A20F	5A20F	5A20F	5A20F
12260	5A20G	5A20G	5A20G	5A20G	5A20G	5A20G	5A20G	5A20G	5A20G	5A20G	5A20G	5A20G	5A20G	5A20G	5A20G	5A20G	5A20G
12270	5A20H	5A20H	5A20H	5A20H	5A20H	5A20H	5A20H	5A20H	5A20H	5A20H	5A20H	5A20H	5A20H	5A20H	5A20H	5A20H	5A20H
12280	5A20I	5A20I	5A20I	5A20I	5A20I	5A20I	5A20I	5A20I	5A20I	5A20I	5A20I	5A20I	5A20I	5A20I	5A20I	5A20I	5A20I

O03: CONCERN FOR OTHERS. Concern with the problems of others

05990	2A03A	2A03A	2A03A	2A03A	2A03A	2A03A	2A03A	2A03A	2A03A	2A03A	2A03A	2A03A	2A03A	2A03A	2A03A	2A03A	2A03A
08040	3A04E	3A04E	3A04E	3A04E	3A04E	3A04E	3A04E	3A04E	3A04E	3A04E	3A04E	3A04E	3A04E	3A04E	3A04E	3A04E	3A04E
09840																	
12070	5A18A	5A18A	5A18A	5A18A	5A18A	5A18A	5A18A	5A18A	5A18A	5A18A	5A18A	5A18A	5A18A	5A18A	5A18A	5A18A	5A18A
12080	5A18B	5A18B	5A18B	5A18B	5A18B	5A18B	5A18B	5A18B	5A18B	5A18B	5A18B	5A18B	5A18B	5A18B	5A18B	5A18B	5A18B
12090	5A18C	5A18C	5A18C	5A18C	5A18C	5A18C	5A18C	5A18C	5A18C	5A18C	5A18C	5A18C	5A18C	5A18C	5A18C	5A18C	5A18C
12100	5A18D	5A18D	5A18D	5A18D	5A18D	5A18D	5A18D	5A18D	5A18D	5A18D	5A18D	5A18D	5A18D	5A18D	5A18D	5A18D	5A18D
12110	5A18E	5A18E	5A18E	5A18E	5A18E	5A18E	5A18E	5A18E	5A18E	5A18E	5A18E	5A18E	5A18E	5A18E	5A18E	5A18E	5A18E
12120	5A18F	5A18F	5A18F	5A18F	5A18F	5A18F	5A18F	5A18F	5A18F	5A18F	5A18F	5A18F	5A18F	5A18F	5A18F	5A18F	5A18F
12130	5A18G	5A18G	5A18G	5A18G	5A18G	5A18G	5A18G	5A18G	5A18G	5A18G	5A18G	5A18G	5A18G	5A18G	5A18G	5A18G	5A18G
12140	5A18H	5A18H	5A18H	5A18H	5A18H	5A18H	5A18H	5A18H	5A18H	5A18H	5A18H	5A18H	5A18H	5A18H	5A18H	5A18H	5A18H
16430																	
16440																	
19470																	
19480																	
19490																	
19500																	

P01: HAPPINESS. Happiness; satisfaction with life and self

01190	1A001	1A001	1A001	1A001	1A001	1A001	1A001	1A001	1A001	1A001	1A001	1A001	1A001	1A001	1A001	1A001	1A001
01190	2A01	2A01	2A01	2A01	2A01	2A01	2A01	2A01	2A01	2A01	2A01	2A01	2A01	2A01	2A01	2A01	2A01
01190	3A01	3A01	3A01	3A01	3A01	3A01	3A01	3A01	3A01	3A01	3A01	3A01	3A01	3A01	3A01	3A01	3A01
01190	4A01	4A01	4A01	4A01	4A01	4A01	4A01	4A01	4A01	4A01	4A01	4A01	4A01	4A01	4A01	4A01	4A01
01190	5A01	5A01	5A01	5A01	5A01	5A01	5A01	5A01	5A01	5A01	5A01	5A01	5A01	5A01	5A01	5A01	5A01
01340	1A006H	1A006H	1A006H	1A006H	1A006H	1A006H	1A006H	1A006H	1A006H	1A006H	1A006H	1A006H	1A006H	1A006H	1A006H	1A006H	1A006H
01380	1A006L	1A006L	1A006L	1A006L	1A006L	1A006L	1A006L	1A006L	1A006L	1A006L	1A006L	1A006L	1A006L	1A006L	1A006L	1A006L	1A006L
06840	2D01	2D01	2D01	2D01	2D01	2D01	2D01	2D01	2D01	2D01	2D01	2D01	2D01	2D01	2D01	2D01	2D01
06840	3D01	3D01	3D01	3D01	3D01	3D01	3D01	3D01	3D01	3D01	3D01	3D01	3D01	3D01	3D01	3D01	3D01
06840	4D01	4D01	4D01	4D01	4D01	4D01	4D01	4D01	4D01	4D01	4D01	4D01	4D01	4D01	4D01	4D01	4D01
06840	5A21	5A21	5A21	5A21	5A21	5A21	5A21	5A21	5A21	5A21	5A21	5A21	5A21	5A21	5A21	5A21	5A21
06840	6A01	6A01	6A01	6A01	6A01	6A01	6A01	6A01	6A01	6A01	6A01	6A01	6A01	6A01	6A01	6A01	6A01
12620	2D05J	2D05J	2D04J	2D04J	2D06J	2D06J	2D06J	2D06J	2D06J	2D06J	2D06J	2D06J	2D06J	2D06J	2D06J	2D06J	2D06J
12620	5D01H	5D01H	5D01H	5D01H	5D01H	5D01H	5D01H	5D01H	5D01H	5D01H	5D01H	5D01H	5D01H	5D01H	5D01H	5D01H	5D01H
12620		6D01M	6D01M	6D01M	6D01M	6D01M	6D01M	6D01M	6D01M	6D01M	6D01M	6D01M	6D01M	6D01M	6D01M	6D01M	6D01M
23700		6D01B	6D01B	6D01B	6D01B	6D01B	6D01B	6D01B	6D01B	6D01B	6D01B	6D01B	6D01B	6D01B	6D01B	6D01B	6D01B
23710		6D01F	6D01F	6D01F	6D01F	6D01F	6D01F	6D01F	6D01F	6D01F	6D01F	6D01F	6D01F	6D01F	6D01F	6D01F	6D01F
23720		6D01J	6D01J	6D01J	6D01J	6D01J	6D01J	6D01J	6D01J	6D01J	6D01J	6D01J	6D01J	6D01J	6D01J	6D01J	6D01J
23730		6D01O	6D01O	6D01O	6D01O	6D01O	6D01O	6D01O	6D01O	6D01O	6D01O	6D01O	6D01O	6D01O	6D01O	6D01O	6D01O

P02: HAPPINESS. Satisfaction with specific life domains

01270	1A006A	1A006A	1A006A	1A006A	1A006A	1A006A	1A006A	1A006A	1A006A	1A006A	1A006A	1A006A	1A006A	1A006A	1A006A	1A006A	1A006A
01280	1A006B	1A006B	1A006B	1A006B	1A006B	1A006B	1A006B	1A006B	1A006B	1A006B	1A006B	1A006B	1A006B	1A006B	1A006B	1A006B	1A006B
01290	1A006C	1A006C	1A006C	1A006C	1A006C	1A006C	1A006C	1A006C	1A006C	1A006C	1A006C	1A006C	1A006C	1A006C	1A006C	1A006C	1A006C

*=item text changed from previous year


P02: HAPPINESS. Satisfaction with specific life domains (continued)

Q01: OTHER PERSONALITY VARIABLES. Attitudes about self, self-esteem

Q02: OTHER PERSONALITY VARIABLES. Locus of control

Q03: OTHER PERSONALITY VARIABLES. Loneliness

*=item text changed from previous year



Item Ref. No.	Page Loc. in Vol.	ITEM DESCRIPTION (ABBREVIATED)	QUESTIONNAIRE LOCATION BY YEAR (FORM, SECTION, AND QUESTION NUMBER)											
			1976	1977	1978	1979	1980	1981	1982	1983	1984	1985	1986	1987

Q03: OTHER PERSONALITY VARIABLES. Loneliness (continued)

12760	209	USLY FRDS BE WTH		5D01V	5D01V	5D01V	5D01V	5D01V	5D01V	5D01V	5D01V	5D01V	5D01V	5D01V
-------	-----	------------------	--	-------	-------	-------	-------	-------	-------	-------	-------	-------	-------	-------

Q04: OTHER PERSONALITY VARIABLES. Risk taking

07050	119	KICK DO DANGR TH	2D05E	2D05E	2D05E	2D05E	2D05E	2D05E	2D05E	2D05E	2D05E	2D05E	2D05E	2D05E
07050	243	KICK DO DANGR TH												
07060	119	LIKE RISK SOME X	2D05F	2D05F	2D05F	2D05F	2D05F	2D05F	2D05F	2D05F	2D05F	2D05F	2D05F	2D05F
07060	244	LIKE RISK SOME X												
31080	244	LIK XPLOR STRANG												
31090	244	LIK DO FRIGHT TG												
31100	244	LIK EVN BRK RULE												
31110	245	PRF FRND EXCITNG												

Q05: OTHER PERSONALITY VARIABLES. Trust in others

01550	47	PPL CAN B TRSTD	1A008	1A008	1A008	1A008	1A008	1A008	1A008	1A008	1A008	1A008	1A008	1A008
01560	47	PPL TRY B HLPFL	1A009	1A009	1A009	1A009	1A009	1A009	1A009	1A009	1A009	1A009	1A009	1A009
01570	47	PPL TRY BE FAIR	1A010	1A010*	1A010	1A010	1A010	1A010	1A010	1A010	1A010	1A010	1A010	1A010

Q07: OTHER PERSONALITY VARIABLES. Importance placed on various life goals

01410	45	IMP B SUCCSS WK	1A007A	1A007A	1A007A	1A007A	1A007A	1A007A	1A007A	1A007A	1A007A	1A007A	1A007A	1A007A
01420	46	IMP GD MRRG&FAM	1A007B	1A007B	1A007B	1A007B	1A007B	1A007B	1A007B	1A007B	1A007B	1A007B	1A007B	1A007B
01430	46	IMP LOTS OF \$	1A007C	1A007C	1A007C	1A007C	1A007C	1A007C	1A007C	1A007C	1A007C	1A007C	1A007C	1A007C
01440	46	IMP TM RCRN&HBY	1A007D	1A007D	1A007D	1A007D	1A007D	1A007D	1A007D	1A007D	1A007D	1A007D	1A007D	1A007D
01450	46	IMP STRG FRDSSH	1A007E	1A007E	1A007E	1A007E	1A007E	1A007E	1A007E	1A007E	1A007E	1A007E	1A007E	1A007E
01460	46	IMP STEADY WORK	1A007F	1A007F	1A007F	1A007F	1A007F	1A007F	1A007F	1A007F	1A007F	1A007F	1A007F	1A007F
01470	46	IMP CNTRBTN SOC	1A007G	1A007G	1A007G	1A007G	1A007G	1A007G	1A007G	1A007G	1A007G	1A007G	1A007G	1A007G
01480	46	IMP LDR COMUNITY	1A007H	1A007H	1A007H	1A007H	1A007H	1A007H	1A007H	1A007H	1A007H	1A007H	1A007H	1A007H
01490	46	IMP CHLD BTR OP	1A007I	1A007I	1A007I	1A007I	1A007I	1A007I	1A007I	1A007I	1A007I	1A007I	1A007I	1A007I
01500	47	IMP LIV CLS PRN	1A007J	1A007J	1A007J	1A007J	1A007J	1A007J	1A007J	1A007J	1A007J	1A007J	1A007J	1A007J
01510	47	IMP GT AWY AREA	1A007K	1A007K	1A007K	1A007K	1A007K	1A007K	1A007K	1A007K	1A007K	1A007K	1A007K	1A007K
01520	47	IMP CRRCT INEQ	1A007L	1A007L	1A007L	1A007L	1A007L	1A007L	1A007L	1A007L	1A007L	1A007L	1A007L	1A007L
01530	47	IMP NEW XPRNCE	1A007M	1A007M	1A007M	1A007M	1A007M	1A007M	1A007M	1A007M	1A007M	1A007M	1A007M	1A007M
01540	47	IMP FND PRPS LF	1A007N	1A007N	1A007N	1A007N	1A007N	1A007N	1A007N	1A007N	1A007N	1A007N	1A007N	1A007N
10450	171	JOB OBSTC -WK HD	4A13J	4A13J	4A13J	4A13J	4A13J	4A13J	4A13J	4A13J	4A13J	4A13J	4A13J	4A13J

Q08: OTHER PERSONALITY VARIABLES. Social, political, cultural orientation

06330	109	INTEREST IN GOVT	2A11	2A11	2A11	2A11	2A11	2A11	2A11	2A11	2A11	2A11	2A11	2A11
06330		INTEREST IN GOVT	3E01	3E01	3E01	3E01	3E01	3E01	3E01	3E01	3E01	3E01	3E01	3E01
06330	173	INTEREST IN GOVT	4A18	4A18	4A18	4A18	4A18	4A18	4A18	4A18	4A18	4A18	4A18	4A18
06330	199	INTEREST IN GOVT	5A19	5A19	5A19	5A19	5A19	5A19	5A19	5A19	5A19	5A19	5A19	5A19
06880		THK ABT SOC ISSU	2D03	2D03	2D03	2D03	2D03	2D03	2D03	2D03	2D03	2D03	2D03	2D03
06880	135	THK ABT SOC ISSU	3A02	3A02	3A02	3A02	3A02	3A02	3A02	3A02	3A02	3A02	3A02	3A02
06880	163	THK ABT SOC ISSU	4A05	4A05	4A05	4A05	4A05	4A05	4A05	4A05	4A05	4A05	4A05	4A05
06880	191	THK ABT SOC ISSU	5A02	5A02	5A02	5A02	5A02	5A02	5A02	5A02	5A02	5A02	5A02	5A02
07010	118	2MCH COMPTN SCTY	2D05A	2D05A	2D05A	2D05A	2D05A	2D05A	2D05A	2D05A	2D05A	2D05A	2D05A	2D05A
07020	119	2MANY YNG SLOPPY	2D05B	2D05B	2D05B	2D05B	2D05B	2D05B	2D05B	2D05B	2D05B	2D05B	2D05B	2D05B
07030	119	2MUCH HARD ROCK	2D05C	2D05C	2D05C	2D05C	2D05C	2D05C	2D05C	2D05C	2D05C	2D05C	2D05C	2D05C
07040	119	SHD DO OWN THING	2D05D	2D05D	2D05D	2D05D	2D05D	2D05D	2D05D	2D05D	2D05D	2D05D	2D05D	2D05D
07040	242	SHD DO OWN THING												
07630	92	R LIKES SCHOOL	1D001	1D001	1D001	1D001	1D001	1D001	1D001	1D001	1D001	1D001	1D001	1D001
07630	130	R LIKES SCHOOL	2E02	2E06	2E06	2E08	2E09	2E09	2E12	2E12	2E12	2E12	2E12	2E12
07630		R LIKES SCHOOL	3E08	3E07	3E07	3E07	3E07	3E07						
07630		R LIKES SCHOOL	4E10											
07630		R LIKES SCHOOL	5E04	5E05	5E05	5E03	5E05							
10460	171	JOB OBSTC -CONFM	4A13K	4A13K	4A13K	4A13K	4A13K	4A13K	4A13K	4A13K	4A13K	4A13K	4A13K	4A13K
17570		PPL SHD CONFORM				5E02A								
17580		PPL SHD LV HRMNY				5E02B								
17590		PPL SHD B FRANK				5E02C								
17600		PPL SHD THK FREE				5E02D								
17610		PPL SHD B INDPNT				5E02E								

Q09: OTHER PERSONALITY VARIABLES. Hostility

19530		3MO/DLY ARG PRNT				2E08A	2E08A	2E07A	2E07A	2E07A	2E07A			
19540		3MO/DLY ARG AUTH				2E08B	2E08B	2E07B	2E07B	2E07B	2E07B			
19550		3MO/DLY MAD				2E08C	2E08C	2E07C	2E07C	2E07C	2E07C			
19560		3MO/DLY MAD,SM SH				2E08D	2E08D	2E07D	2E07D	2E07D	2E07D			
19570		3MO/DLY WANT FGT				2E08E	2E08E	2E07E	2E07E	2E07E	2E07E			
19580		3MO/DLY DID FGHT				2E08F	2E08F	2E07F	2E07F	2E07F	2E07F			

R01: BACKGROUND. Age, sex, race, and marital status

00010	20	R'S BIRTH YEAR	1C01	1C01*	1C01*	1C01*	1C01*	1C01	1C01*	1C01	1C01*	1C01	1C01*	1C01
00010	20	R'S BIRTH YEAR	2C01	2C01*	2C01*	2C01*	2C01*	2C01	2C01*	2C01	2C01*	2C01	2C01*	2C01
00010	20	R'S BIRTH YEAR	3C01	3C01*	3C01*	3C01*	3C01*	3C01	3C01*	3C01	3C01*	3C01	3C01*	3C01
00010	20	R'S BIRTH YEAR	4C01	4C01*	4C01*	4C01*	4C01*	4C01	4C01*	4C01	4C01*	4C01	4C01*	4C01
00010	20	R'S BIRTH YEAR	5C01	5C01*	5C01*	5C01*	5C01*	5C01	5C01*	5C01	5C01*	5C01	5C01*	5C01

* = item text changed from previous year

349

*=item text changed from previous year

R01: BACKGROUND. Age, sex, race, and marital status (continued)

R02: BACKGROUND. Family characteristics

R03: BACKGROUND. Living arrangements and household characteristics

00050	20	R SPD >TIM R-UR	1C05	1C05	1C05	1C05	1C05	1C05	1C05	1C05	1C05	1C05	1C05	1C05
00050	20	R SPD >TIM R-URB	2C05	2C05	2C05	2C05	2C05	2C05	2C05	2C05	2C05	2C05	2C05	2C05
00050	20	R SPD >TIM R-URB	3C05	3C05	3C05	3C05	3C05	3C05	3C05	3C05	3C05	3C05	3C05	3C05
00050	20	R SPD >TIM R-URB	4C05	4C05	4C05	4C05	4C05	4C05	4C05	4C05	4C05	4C05	4C05	4C05
00050	20	R SPD >TIM R-URB	5C05	5C05	5C05	5C05	5C05	5C05	5C05	5C05	5C05	5C05	5C05	5C05
00050	20	R SPD >TIM R-URB												
00080	21	R'S HSHLD ALONE	1C07A	1C07A	1C07A	1C07A	1C07A	1C07A	1C07A	1C07A	1C07Ca	1C07Ca	1C07Ca	1C07Ca
00080	21	R'S HSHLD ALONE	2C07A	2C07A	2C07A	2C07A	2C07A	2C07A	2C07A	2C07A	2C07Ca	2C07Ca	2C07Ca	2C07Ca
00080	21	R'S HSHLD ALONE	3C07A	3C07A	3C07A	3C07A	3C07A	3C07A	3C07A	3C07A	3C07Ca	3C07Ca	3C07Ca	3C07Ca
00080	21	R'S HSHLD ALONE	4C07A	4C07A	4C07A	4C07A	4C07A	4C07A	4C07A	4C07A	4C07Ca	4C07Ca	4C07Ca	4C07Ca
00080	21	R'S HSHLD ALONE	5C07A	5C07A	5C07A	5C07A	5C07A	5C07A	5C07A	5C07A	5C07Ca	5C07Ca	5C07Ca	5C07Ca
00080	21	R'S HSHLD ALONE												
00090	21	R'S HSHLD FATHE	1C07B	1C07B	1C07B	1C07B	1C07B	1C07B	1C07B	1C07B	1C07Cb	1C07Cb	1C07Cb	1C07Cb
00090	21	R'S HSHLD FATHER	2C07B	2C07B	2C07B	2C07B	2C07B	2C07B	2C07B	2C07B	2C07Cb	2C07Cb	2C07Cb	2C07Cb
00090	21	R'S HSHLD FATHER	3C07B	3C07B	3C07B	3C07B	3C07B	3C07B	3C07B	3C07B	3C07Cb	3C07Cb	3C07Cb	3C07Cb
00090	21	R'S HSHLD FATHER	4C07B	4C07B	4C07B	4C07B	4C07B	4C07B	4C07B	4C07B	4C07Cb	4C07Cb	4C07Cb	4C07Cb
00090	21	R'S HSHLD FATHER	5C07B	5C07B	5C07B	5C07B	5C07B	5C07B	5C07B	5C07B	5C07Cb	5C07Cb	5C07Cb	5C07Cb

351

R01: BACKGROUND. Age, sex, race, and marital status (continued)

R02: BACKGROUND. Family characteristics

R03: BACKGROUND. Living arrangements and household characteristics

*=item text changed from previous year

R03: BACKGROUND. Living arrangements and household characteristics (continued)

S01: DEVIANCE and VICTIMIZATION. Delinquent behaviors

[illegible]

Item Ref. No.	QUESTIONNAIRE LOCATION BY YEAR (FORM, SECTION, AND QUESTION NUMBER)																
	1988	1989	1990	1991	1992	1993	1994	1995	1996	1997	1998	1999	2000	2001	2002	2003	2004

R03: BACKGROUND. Living arrangements and household characteristics (continued)

00090		6C07Cb	6C07Cb	6C07Cb	6C07Cb	6C07Cb	6C07Cb	6C07Cb	6C07Cb	6C07Cb	6C07Cb	6C07Cb	6C07Cb	6C07Cb	6C07Cb	6C07Cb	6C07Cb
00100	1C07Cc	1C07Cc	1C07Cc	1C07Cc	1C07Cc	1C07Cc	1C07Cc	1C07Cc	1C07Cc	1C07Cc	1C07Cc	1C07Cc	1C07Cc	1C07Cc	1C07Cc	1C07Cc	1C07Cc
00100	2C07Cc	2C07Cc	2C07Cc	2C07Cc	2C7Cc	2C07Cc	2C07Cc	2C07Cc	2C07Cc	2C07Cc	2C7Cc	2C7Cc	2C7Cc	2C7Cc	2C07Cc	2C07Cc	2C07Cc
00100	3C07Cc	3C07Cc	3C07Cc	3C7Cc	3C07Cc	3C07Cc	3C07Cc	3C07Cc	3C07Cc	3C07Cc	3C7Cc	3C7Cc	3C7Cc	3C7Cc	3C07Cc	3C07Cc	3C07Cc
00100	4C07Cc	4C07Cc	4C07Cc	4C7Cc	4C07Cc	4C07Cc	4C07Cc	4C07Cc	4C07Cc	4C07Cc	4C7Cc	4C7Cc	4C7Cc	4C7Cc	4C07Cc	4C07Cc	4C07Cc
00100	5C07Cc	5C07Cc	5C07Cc	5C7Cc	5C07Cc	5C07Cc	5C07Cc	5C07Cc	5C07Cc	5C07Cc	5C7Cc	5C7Cc	5C7Cc	5C7Cc	5C07Cc	5C07Cc	5C07Cc
00100	6C07Cc	6C07Cc	6C07Cc	6C7Cc	6C07Cc	6C07Cc	6C07Cc	6C07Cc	6C07Cc	6C07Cc	6C7Cc	6C7Cc	6C7Cc	6C7Cc	6C07Cc	6C07Cc	6C07Cc
00110	1C07Cd	1C07Cd	1C07Cd	1C07Cd	1C07Cd	1C07Cd	1C07Cd	1C07Cd	1C07Cd	1C07Cd	1C07Cd	1C07Cd	1C07Cd	1C07Cd	1C07Cd	1C07Cd	1C07Cd
00110	2C07Cd	2C07Cd	2C07Cd	2C7Cd	2C07Cd	2C07Cd	2C07Cd	2C07Cd	2C07Cd	2C07Cd	2C7Cd	2C7Cd	2C7Cd	2C7Cd	2C07Cd	2C07Cd	2C07Cd
00110	3C07Cd	3C07Cd	3C07Cd	3C7Cd	3C07Cd	3C07Cd	3C07Cd	3C07Cd	3C07Cd	3C07Cd	3C7Cd	3C7Cd	3C7Cd	3C7Cd	3C07Cd	3C07Cd	3C07Cd
00110	4C07Cd	4C07Cd	4C07Cd	4C7Cd	4C07Cd	4C07Cd	4C07Cd	4C07Cd	4C07Cd	4C07Cd	4C7Cd	4C7Cd	4C7Cd	4C7Cd	4C07Cd	4C07Cd	4C07Cd
00110	5C07Cd	5C07Cd	5C07Cd	5C7Cd	5C07Cd	5C07Cd	5C07Cd	5C07Cd	5C07Cd	5C07Cd	5C7Cd	5C7Cd	5C7Cd	5C7Cd	5C07Cd	5C07Cd	5C07Cd
00110	6C07Cd	6C07Cd	6C07Cd	6C7Cd	6C07Cd	6C07Cd	6C07Cd	6C07Cd	6C07Cd	6C07Cd	6C7Cd	6C7Cd	6C7Cd	6C7Cd	6C07Cd	6C07Cd	6C07Cd
00120	1C07Ce	1C07Ce	1C07Ce	1C07Ce	1C07Ce	1C07Ce	1C07Ce	1C07Ce	1C07Ce	1C07Ce	1C07Ce	1C07Ce	1C07Ce	1C07Ce	1C07Ce	1C07Ce	1C07Ce
00120	2C07Ce	2C07Ce	2C07Ce	2C7Ce	2C07Ce	2C07Ce	2C07Ce	2C07Ce	2C07Ce	2C07Ce	2C7Ce	2C7Ce	2C7Ce	2C7Ce	2C07Ce	2C07Ce	2C07Ce
00120	3C07Ce	3C07Ce	3C07Ce	3C7Ce	3C07Ce	3C07Ce	3C07Ce	3C07Ce	3C07Ce	3C07Ce	3C7Ce	3C7Ce	3C7Ce	3C7Ce	3C07Ce	3C07Ce	3C07Ce
00120	4C07Ce	4C07Ce	4C07Ce	4C7Ce	4C07Ce	4C07Ce	4C07Ce	4C07Ce	4C07Ce	4C07Ce	4C7Ce	4C7Ce	4C7Ce	4C7Ce	4C07Ce	4C07Ce	4C07Ce
00120	5C07Ce	5C07Ce	5C07Ce	5C7Ce	5C07Ce	5C07Ce	5C07Ce	5C07Ce	5C07Ce	5C07Ce	5C7Ce	5C7Ce	5C7Ce	5C7Ce	5C07Ce	5C07Ce	5C07Ce
00120	6C07Ce	6C07Ce	6C07Ce	6C7Ce	6C07Ce	6C07Ce	6C07Ce	6C07Ce	6C07Ce	6C07Ce	6C7Ce	6C7Ce	6C7Ce	6C7Ce	6C07Ce	6C07Ce	6C07Ce
00130	1C07Cf	1C07Cf	1C07Cf	1C07Cf	1C07Cf	1C07Cf	1C07Cf	1C07Cf	1C07Cf	1C07Cf	1C07Cf	1C07Cf	1C07Cf	1C07Cf	1C07Cf	1C07Cf	1C07Cf
00130	2C07Cf	2C07Cf	2C07Cf	2C7Cf	2C07Cf	2C07Cf	2C07Cf	2C07Cf	2C07Cf	2C07Cf	2C7Cf	2C7Cf	2C7Cf	2C7Cf	2C07Cf	2C07Cf	2C07Cf
00130	3C07Cf	3C07Cf	3C07Cf	3C7Cf	3C07Cf	3C07Cf	3C07Cf	3C07Cf	3C07Cf	3C07Cf	3C7Cf	3C7Cf	3C7Cf	3C7Cf	3C07Cf	3C07Cf	3C07Cf
00130	4C07Cf	4C07Cf	4C07Cf	4C7Cf	4C07Cf	4C07Cf	4C07Cf	4C07Cf	4C07Cf	4C07Cf	4C7Cf	4C7Cf	4C7Cf	4C7Cf	4C07Cf	4C07Cf	4C07Cf
00130	5C07Cf	5C07Cf	5C07Cf	5C7Cf	5C07Cf	5C07Cf	5C07Cf	5C07Cf	5C07Cf	5C07Cf	5C7Cf	5C7Cf	5C7Cf	5C7Cf	5C07Cf	5C07Cf	5C07Cf
00130	6C07Cf	6C07Cf	6C07Cf	6C7Cf	6C07Cf	6C07Cf	6C07Cf	6C07Cf	6C07Cf	6C07Cf	6C7Cf	6C7Cf	6C7Cf	6C7Cf	6C07Cf	6C07Cf	6C07Cf
00140	1C07Cg	1C07Cg	1C07Cg	1C07Cg	1C07Cg	1C07Cg	1C07Cg	1C07Cg	1C07Cg	1C07Cg	1C07Cg	1C07Cg	1C07Cg	1C07Cg	1C07Cg	1C07Cg	1C07Cg
00140	2C07Cg	2C07Cg	2C07Cg	2C7Cg	2C07Cg	2C07Cg	2C07Cg	2C07Cg	2C07Cg	2C07Cg	2C7Cg	2C7Cg	2C7Cg	2C7Cg	2C07Cg	2C07Cg	2C07Cg
00140	3C07Cg	3C07Cg	3C07Cg	3C7Cg	3C07Cg	3C07Cg	3C07Cg	3C07Cg	3C07Cg	3C07Cg	3C7Cg	3C7Cg	3C7Cg	3C7Cg	3C07Cg	3C07Cg	3C07Cg
00140	4C07Cg	4C07Cg	4C07Cg	4C7Cg	4C07Cg	4C07Cg	4C07Cg	4C07Cg	4C07Cg	4C07Cg	4C7Cg	4C7Cg	4C7Cg	4C7Cg	4C07Cg	4C07Cg	4C07Cg
00140	5C07Cg	5C07Cg	5C07Cg	5C7Cg	5C07Cg	5C07Cg	5C07Cg	5C07Cg	5C07Cg	5C07Cg	5C7Cg	5C7Cg	5C7Cg	5C7Cg	5C07Cg	5C07Cg	5C07Cg
00140	6C07Cg	6C07Cg	6C07Cg	6C7Cg	6C07Cg	6C07Cg	6C07Cg	6C07Cg	6C07Cg	6C07Cg	6C7Cg	6C7Cg	6C7Cg	6C7Cg	6C07Cg	6C07Cg	6C07Cg
00150	1C07Ch	1C07Ch	1C07Ch	1C07Ch	1C07Ch	1C07Ch	1C07Ch	1C07Ch	1C07Ch	1C07Ch	1C07Ch	1C07Ch	1C07Ch	1C07Ch	1C07Ch	1C07Ch	1C07Ch
00150	2C07Ch	2C07Ch	2C07Ch	2C7Ch	2C07Ch	2C07Ch	2C07Ch	2C07Ch	2C07Ch	2C07Ch	2C7Ch	2C7Ch	2C7Ch	2C7Ch	2C07Ch	2C07Ch	2C07Ch
00150	3C07Ch	3C07Ch	3C07Ch	3C7Ch	3C07Ch	3C07Ch	3C07Ch	3C07Ch	3C07Ch	3C07Ch	3C7Ch	3C7Ch	3C7Ch	3C7Ch	3C07Ch	3C07Ch	3C07Ch
00150	4C07Ch	4C07Ch	4C07Ch	4C7Ch	4C07Ch	4C07Ch	4C07Ch	4C07Ch	4C07Ch	4C07Ch	4C7Ch	4C7Ch	4C7Ch	4C7Ch	4C07Ch	4C07Ch	4C07Ch
00150	5C07Ch	5C07Ch	5C07Ch	5C7Ch	5C07Ch	5C07Ch	5C07Ch	5C07Ch	5C07Ch	5C07Ch	5C7Ch	5C7Ch	5C7Ch	5C7Ch	5C07Ch	5C07Ch	5C07Ch
00150	6C07Ch	6C07Ch	6C07Ch	6C7Ch	6C07Ch	6C07Ch	6C07Ch	6C07Ch	6C07Ch	6C07Ch	6C7Ch	6C7Ch	6C7Ch	6C7Ch	6C07Ch	6C07Ch	6C07Ch
00160	1C07Ci	1C07Ci	1C07Ci	1C07Ci	1C07Ci	1C07Ci	1C07Ci	1C07Ci	1C07Ci	1C07Ci	1C07Ci	1C07Ci	1C07Ci	1C07Ci	1C07Ci	1C07Ci	1C07Ci
00160	2C07Ci	2C07Ci	2C07Ci	2C7Ci	2C07Ci	2C07Ci	2C07Ci	2C07Ci	2C07Ci	2C07Ci	2C7Ci	2C7Ci	2C7Ci	2C7Ci	2C07Ci	2C07Ci	2C07Ci
00160	3C07Ci	3C07Ci	3C07Ci	3C7Ci	3C07Ci	3C07Ci	3C07Ci	3C07Ci	3C07Ci	3C07Ci	3C7Ci	3C7Ci	3C7Ci	3C7Ci	3C07Ci	3C07Ci	3C07Ci
00160	4C07Ci	4C07Ci	4C07Ci	4C7Ci	4C07Ci	4C07Ci	4C07Ci	4C07Ci	4C07Ci	4C07Ci	4C7Ci	4C7Ci	4C7Ci	4C7Ci	4C07Ci	4C07Ci	4C07Ci
00160	5C07Ci	5C07Ci	5C07Ci	5C7Ci	5C07Ci	5C07Ci	5C07Ci	5C07Ci	5C07Ci	5C07Ci	5C7Ci	5C7Ci	5C7Ci	5C7Ci	5C07Ci	5C07Ci	5C07Ci
00160	6C07Ci	6C07Ci	6C07Ci	6C7Ci	6C07Ci	6C07Ci	6C07Ci	6C07Ci	6C07Ci	6C07Ci	6C7Ci	6C7Ci	6C7Ci	6C7Ci	6C07Ci	6C07Ci	6C07Ci

S01: DEVIANCE and VICTIMIZATION. Delinquent behaviors

06520	2A19A	2A19A	2A19A	2A19A	2A19A	2A19A	2A19A	2A19A	2A19A	2A19A	2A19A	2A19A	2A19A	2A19A	2A19A	2A19A	2A19A
06520		6A15A	6A15A	6A17A	6A17A	6A17A	6A18A	6A18A	6A18A	6A18A	6A18A	6A18A	6A18A	6A18A	6A18A	6A18A	6A18A
06530	2A19B	2A19B	2A19B	2A19B	2A19B	2A19B	2A19B	2A19B	2A19B	2A19B	2A19B	2A19B	2A19B	2A19B	2A19B	2A19B	2A19B
06530		6A15B	6A15B	6A17B	6A17B	6A17B	6A18B	6A18B	6A18B	6A18B	6A18B	6A18B	6A18B	6A18B	6A18B	6A18B	6A18B
06540	2A19C	2A19C	2A19C	2A19C	2A19C	2A19C	2A19C	2A19C	2A19C	2A19C	2A19C	2A19C	2A19C	2A19C	2A19C	2A19C	2A19C
06540		6A15C	6A15C	6A17C	6A17C	6A17C	6A18C	6A18C	6A18C	6A18C	6A18C	6A18C	6A18C	6A18C	6A18C	6A18C	6A18C
06550	2A19D	2A19D	2A19D	2A19D	2A19D	2A19D	2A19D	2A19D	2A19D	2A19D	2A19D	2A19D	2A19D	2A19D	2A19D	2A19D	2A19D
06550		6A15D	6A15D	6A17D	6A17D	6A17D	6A18D	6A18D	6A18D	6A18D	6A18D	6A18D	6A18D	6A18D	6A18D	6A18D	6A18D
06560	2A19E	2A19E	2A19E	2A19E	2A19E	2A19E	2A19E	2A19E	2A19E	2A19E	2A19E	2A19E	2A19E	2A19E	2A19E	2A19E	2A19E
06560		6A15E	6A15E	6A17E	6A17E	6A17E	6A18E	6A18E	6A18E	6A18E	6A18E	6A18E	6A18E	6A18E	6A18E	6A18E	6A18E
06570	2A19F	2A19F	2A19F	2A19F	2A19F	2A19F	2A19F	2A19F	2A19F	2A19F	2A19F	2A19F	2A19F	2A19F	2A19F	2A19F	2A19F
06570		6A15F	6A15F	6A17F	6A17F	6A17F	6A18F	6A18F	6A18F	6A18F	6A18F	6A18F	6A18F	6A18F	6A18F	6A18F	6A18F
06580	2A19G	2A19G	2A19G	2A19G	2A19G	2A19G	2A19G	2A19G	2A19G	2A19G	2A19G	2A19G	2A19G	2A19G	2A19G	2A19G	2A19G
06580		6A15G	6A15G	6A17G	6A17G	6A17G	6A18G	6A18G	6A18G	6A18G	6A18G	6A18G	6A18G	6A18G	6A18G	6A18G	6A18G
06590	2A19H	2A19H	2A19H	2A19H	2A19H	2A19H	2A19H	2A19H	2A19H	2A19H	2A19H	2A19H	2A19H	2A19H	2A19H	2A19H	2A19H
06590		6A15H	6A15H	6A17H	6A17H	6A17H	6A18H	6A18H	6A18H	6A18H	6A18H	6A18H	6A18H	6A18H	6A18H	6A18H	6A18H
06600	2A19I	2A19I	2A19I	2A19I	2A19I	2A19I	2A19I	2A19I	2A19I	2A19I	2A19I	2A19I	2A19I	2A19I	2A19I	2A19I	2A19I
06600		6A15I	6A15I	6A17I	6A17I	6A17I	6A18I	6A18I	6A18I	6A18I	6A18I	6A18I	6A18I	6A18I	6A18I	6A18I	6A18I
06610	2A19J	2A19J	2A19J	2A19J	2A19J	2A19J	2A19J	2A19J	2A19J	2A19J	2A19J	2A19J	2A19J	2A19J	2A19J	2A19J	2A19J
06610		6A15J	6A15J	6A17J	6A17J	6A17J	6A18J	6A18J	6A18J	6A18J	6A18J	6A18J	6A18J	6A18J	6A18J	6A18J	6A18J
06620	2A19K	2A19K	2A19K	2A19K	2A19K	2A19K	2A19K	2A19K	2A19K	2A19K	2A19K	2A19K	2A19K	2A19K	2A19K	2A19K	2A19K
06620		6A15K	6A15K	6A17K	6A17K	6A17K	6A18K	6A18K	6A18K	6A18K	6A18K	6A18K	6A18K	6A18K	6A18K	6A18K	6A18K
06630	2A19L	2A19L	2A19L	2A19L	2A19L	2A19L	2A19L	2A19L	2A19L	2A19L	2A19L	2A19L	2A19L	2A19L	2A19L	2A19L	2A19L
06630		6A15L	6A15L	6A17L	6A17L	6A17L	6A18L	6A18L	6A18L	6A18L	6A18L	6A18L	6A18L	6A18L	6A18L	6A18L	6A18L
06640	2A19M	2A19M	2A19M	2A19M	2A19M	2A19M	2A19M	2A19M	2A19M	2A19M	2A19M	2A19M	2A19M	2A19M	2A19M	2A19M	2A19M
06640		6A15M	6A15M	6A17M	6A17M	6A17M	6A18M	6A18M	6A18M	6A18M	6A18M	6A18M	6A18M	6A18M	6A18M	6A18M	6A18M
06650	2A19N	2A19N	2A19N	2A19N	2A19N	2A19N	2A19N	2A19N	2A19N	2A19N	2A19N	2A19N	2A19N	2A19N	2A19N	2A19N	2A19N
06650		6A15N	6A15N	6A17N	6A17N	6A17N	6A18N	6A18N	6A18N	6A18N	6A18N	6A18N	6A18N	6A18N	6A18N	6A18N	6A18N
06660	2A19O	2A19O	2A19O	2A19O	2A19O	2A19O	2A19O	2A19O	2A19O	2A19O	2A19O	2A19O	2A19O	2A19O	2A19O	2A19O	2A19O
06660		6A15O	6A15O	6A17O	6A17O	6A17O	6A18O	6A18O	6A18O	6A18O	6A18O	6A18O	6A18O	6A18O	6A18O	6A18O	6A18O
06670	2A19P	2A19P	2A19P	2A19P	2A19P	2A19P		6A18Q	6A18Q	6A18Q							
06670		6A15Q	6A15Q	6A17Q	6A17Q	6A17Q	6A17Q	6A18Q	6A18Q	6A18Q							
23610		6A15P	6A15P	6A17P	6A17P	6A17P	6A17P	6A18P	6A18P	6A18P							

06680	114	SM1 ROB YRS <\$50	2A20A	2A20A	2A20A	2A20A	2A20A	2A20A	2A20A	2A20A	2A20A	2A20A	2A20A
06690	114	SM1 ROB YRS >\$50	2A20B	2A20B	2A20B	2A20B	2A20B	2A20B	2A20B	2A20B	2A20B	2A20B	2A20B
06700	114	SM1 DMG YR PRPTY	2A20C	2A20C	2A20C	2A20C	2A20C	2A20C	2A20C	2A20C	2A20C	2A20C	2A20C
06710	115	SM1 INJR U W/WPN	2A20D	2A20D	2A20D	2A20D	2A20D	2A20D	2A20D	2A20D	2A20D	2A20D	2A20D
06720	115	SM1 THRTN U W/WP	2A20E	2A20E	2A20E	2A20E	2A20E	2A20E	2A20E	2A20E	2A20E	2A20E	2A20E
06730	115	SM1 INJR YU -WPN	2A20F	2A20F	2A20F	2A20F	2A20F	2A20F	2A20F	2A20F	2A20F	2A20F	2A20F
06740	115	SM1 THRT U W/INJ	2A20G	2A20G	2A20G	2A20G	2A20G	2A20G	2A20G	2A20G	2A20G	2A20G	2A20G
09871	158	SM1 SCL ROB < \$50	4E11A	3E10A	3E10A		5E06A	5E08A	5E13A	3E08A	3E08A	3E08A	3E08A
09871		SM1 SCL ROB < \$50											
09871		SM1 SCL ROB < \$50											
09872	158	SM1 SCL ROB > \$50	4E11B	3E10B	3E10B					3E08B	3E08B	3E08B	3E08B
09872		SM1 SCL ROB > \$50											
09872		SM1 SCL ROB > \$50											
09873	158	SM1 SCL DMG PRTY	4E11C	3E10C	3E10C					3E08C	3E08C	3E08C	3E08C
09873		SM1 SCL DMG PRTY											
09873		SM1 SCL DMG PRTY											
09873	158	SM1 SCL DMG PRTY	4E11D	3E10D	3E10D		5E06C	5E08C	5E13C	3E08D	3E08D	3E08D	3E08D
09874		SM1 SCL IN U W/W											
09874		SM1 SCL IN U W/W											

355

[illegible]



Item Ref. No.	Page Loc. in Vol.	ITEM DESCRIPTION (ABBREVIATED)	QUESTIONNAIRE LOCATION BY YEAR (FORM, SECTION, AND QUESTION NUMBER)											
			1976	1977	1978	1979	1980	1981	1982	1983	1984	1985	1986	1987

S03: DEVIANCE and VICTIMIZATION. Victimization experiences (continued)

09874	158	SM1 SCL IN U W/W				5E06D	5E08D	5E13D						
09875		SM1 SCL TH U W/W							3E08E	3E08E	3E08E	3E08E	3E08E	3E08E
09875		SM1 SCL TH U W/W	4E11E	3E10E	3E10E									
09875		SM1 SCL TH U W/W				5E06E	5E08E	5E13E						
09876	159	SM1 SCL IN U -WP		3E10F	3E10F				3E08F	3E08F	3E08F	3E08F	3E08F	3E08F
09876	159	SM1 SCL IN U -WP	4E11F											
09876		SM1 SCL IN U -WP				5E06F	5E08F	5E13F						
09877		SM1 SCL TH U W/I		3E10G	3E10G				3E08G	3E08G	3E08G	3E08G	3E08G	3E08G
09877		SM1 SCL TH U W/I	4E11G											
09877		SM1 SCL TH U W/I				5E06G	5E08G	5E13G						

T01: HEALTH. Symptoms

08850		OFTN SHRTNS BRTH	3D02A	3D02A*	3D02A	3D02A	3D02A	3D02A	3D02A	3D02A	3D02A	3D02A	3D02A	3D02A
08860		OFTN HEART BEATG	3D02B	3D02B*	3D02B	3D02B	3D02B	3D02B	3D02B	3D02B	3D02B	3D02B	3D02B	3D02B
08870		OFTN SPLLS DZZNS	3D02C	3D02C*	3D02C	3D02C	3D02C	3D02C	3D02C	3D02C	3D02C	3D02C	3D02C	3D02C
08880		OFTN HNDS TRMBLE	3D02D	3D02D*	3D02D	3D02D	3D02D	3D02D	3D02D	3D02D	3D02D	3D02D	3D02D	3D02D
08890		OFTN HNDS SWEATG	3D02E	3D02E*	3D02E	3D02E	3D02E	3D02E	3D02E	3D02E	3D02E	3D02E	3D02E	3D02E
08900		OFTN CDNT GT GNG	3D02F	3D02F*	3D02F	3D02F	3D02F	3D02F	3D02F	3D02F	3D02F	3D02F	3D02F	3D02F
21310	95	#DA HEADACHE							1D015A	1D015A	1D015A	1D015A	1D015A	1D015A
21320	95	#DA SORE THROAT							1D015B	1D015B	1D015B	1D015B	1D015B	1D015B
21330	96	#DA SINUS CONG							1D015C	1D015C	1D015C	1D015C	1D015C	1D015C
21340	96	#DA COUGHING							1D015D	1D015D	1D015D	1D015D	1D015D	1D015D
21350	96	#DA CHEST COLD							1D015E	1D015E	1D015E	1D015E	1D015E	1D015E
21360	96	#DA COUGH PHLM							1D015F	1D015F	1D015F	1D015F	1D015F	1D015F
21370	96	#DA SHORT BRTH							1D015G	1D015G	1D015G	1D015G	1D015G	1D015G
21380	96	#DA WHEEZING							1D015H	1D015H	1D015H	1D015H	1D015H	1D015H
21390	97	#DA TRBL REMEM							1D015I	1D015I	1D015I	1D015I	1D015I	1D015I
21400	97	#DA DFCT THINK							1D015J	1D015J	1D015J	1D015J	1D015J	1D015J
21410	97	#DA TRBL LEARN							1D015K	1D015K	1D015K	1D015K	1D015K	1D015K
21420	97	#DA TRBL SLEEP							1D015L	1D015L	1D015L	1D015L	1D015L	1D015L
21430	97	#DA TRBL START							1D015M	1D015M	1D015M	1D015M	1D015M	1D015M
21440	97	#DA STAY HOME							1D015N	1D015N	1D015N	1D015N	1D015N	1D015N
21520	99	RLTV PHY HEALTH							1D018	1D018	1D018	1D018	1D018	1D018

T02: HEALTH. Habits

05890	103	DALY ACTV SPORTS	2A02H	2A02H	2A02H	2A02H	2A02H	2A02H	2A02H	2A02H	2A02H	2A02H	2A02H	2A02H
05890	222	DALY ACTV SPORTS												
20690		ATTN TO NUTRITON				2E15A								
20700		MIN CHOLESTEROL				2E15B								
20710		AVOID ADDITIVES				2E15C								
20720		TRY GET EXERCISE				2E15D								
20730		CNTRL OWN HEALTH				2E16								
20740	133	OFTN EAT BRKFST				2E17A	2E17A	2E17A	2E20A	2E20A	2E21A	2E21A	2E21A	2E22A
20740	201	OFTN EAT BRKFST												
20750	134	OFTN EAT GN VEG				2E17B	2E17B	2E17B	2E20B	2E20B	2E21B	2E21B	2E21B	2E22B
20750	202	OFTN EAT GN VEG												
20760	134	OFTN EAT FRUIT				2E17C	2E17C	2E17C	2E20C	2E20C	2E21C	2E21C	2E21C	2E22C
20760	202	OFTN EAT FRUIT												
20770	134	OFTN EXERCISE				2E17D	2E17D	2E17D	2E20D	2E20D	2E21D	2E21D	2E21D	2E22D
20770	202	OFTN EXERCISE												
20780	134	OFTN 7HRS SLEEP				2E17E	2E17E	2E17E	2E20E	2E20E	2E21E	2E21E	2E21E	2E22E
20780	202	OFTN 7HRS SLEEP												
20790	134	OFTN SLEEP <SHLD				2E17F	2E17F	2E17F	2E20F	2E20F	2E21F	2E21F	2E21F	2E22F
20790	202	OFTN SLEEP <SHLD												
22210		USE SEATBLT-DRVR											2E22	2E23
22210	28	USE SEATBLT-DRVR												
22220		USE SEATBLT-RIDR											2E23	2E24
22220	28	USE SEATBLT-RIDR												

T03: HEALTH. Height and weight

22150		CURRENT HEIGHT											1D019	1D019
22155	99	CURRENT HEIGHT 3												
22155	201	CURRENT HEIGHT 3												
22160		CURRENT WEIGHT											1D020	1D020
22165	100	CURRENT WEIGHT 3												
22165	201	CURRENT WEIGHT 3												

T04: HEALTH. Medical treatment

21450	98	#X/12M DOC-CHEK							1D016A	1D016A	1D016A	1D016A	1D016A	1D016A
21460	98	#X/12M DOC-FGHT							1D016B	1D016B	1D016B	1D016B	1D016B	1D016B
21470	98	#X/12M DOC-INJ							1D016C	1D016C	1D016C	1D016C	1D016C	1D016C
21480	98	#X/12M DOC-ILL							1D016D	1D016D	1D016D	1D016D	1D016D	1D016D
21490	98	#X/12M DOC-PSY							1D016E	1D016E	1D016E	1D016E	1D016E	1D016E
21500	98	#X/12M HSP-INJ							1D017A	1D017A	1D017A	1D017A	1D017A	1D017A
21510	99	#X/12M HSP-ILL							1D017B	1D017B	1D017B	1D017B	1D017B	1D017B

Item Ref. No.	QUESTIONNAIRE LOCATION BY YEAR (FORM, SECTION, AND QUESTION NUMBER)																
	1988	1989	1990	1991	1992	1993	1994	1995	1996	1997	1998	1999	2000	2001	2002	2003	2004

S03: DEVIANCE and VICTIMIZATION. Victimization experiences (continued)

09874																	
09875	3E08E	3E08E	3E08E	3E08E	3E08E	3E08E	3E08E	3E08E	3E08E	3E07E	3E08E	3E08E	3E08E	3E08E	3E08E	3E08E	3E08E
09875																	
09875																	
09876	3E08F	3E08F	3E08F	3E08F	3E08F	3E08F	3E08F	3E08F	3E08F	3E07F	3E08F	3E08F	3E08F	3E08F	3E08F	3E08F	3E08F
09876																	
09877	3E08G	3E08G	3E08G	3E08G	3E08G	3E08G	3E08G	3E08G	3E08G	3E07G	3E08G	3E08G	3E08G	3E08G	3E08G	3E08G	3E08G
09877																	
09877																	

T01: HEALTH. Symptoms

08850	3D02A	3D02A	3D02A	3D02A	3D05A	3D05A	3D05A	3D05A	3D05A	3D05A	3D05A	3D05A					
08860	3D02B	3D02B	3D02B	3D02B	3D05B	3D05B	3D05B	3D05B	3D05B	3D05B	3D05B	3D05B					
08870	3D02C	3D02C	3D02C	3D02C	3D05C	3D05C	3D05C	3D05C	3D05C	3D05C	3D05C	3D05C					
08880	3D02D	3D02D	3D02D	3D02D	3D05D	3D05D	3D05D	3D05D	3D05D	3D05D	3D05D	3D05D					
08890	3D02E	3D02E	3D02E	3D02E	3D05E	3D05E	3D05E	3D05E	3D05E	3D05E	3D05E	3D05E					
08900	3D02F	3D02F	3D02F	3D02F	3D05F	3D05F	3D05F	3D05F	3D05F	3D05F	3D05F	3D05F					
21310	1D015A	1D015A	1D015A	1D015A	1D015A	1D015A	1D015A	1D015A	1D015A	1D015A	1D015A	1D015A	1D015A	1D015A	1D015A	1D015A	1D015A
21320	1D015B	1D015B	1D015B	1D015B	1D015B	1D015B	1D015B	1D015B	1D015B	1D015B	1D015B	1D015B	1D015B	1D015B	1D015B	1D015B	1D015B
21330	1D015C	1D015C	1D015C	1D015C	1D015C	1D015C	1D015C	1D015C	1D015C	1D015C	1D015C	1D015C	1D015C	1D015C	1D015C	1D015C	1D015C
21340	1D015D	1D015D	1D015D	1D015D	1D015D	1D015D	1D015D	1D015D	1D015D	1D015D	1D015D	1D015D	1D015D	1D015D	1D015D	1D015D	1D015D
21350	1D015E	1D015E	1D015E	1D015E	1D015E	1D015E	1D015E	1D015E	1D015E	1D015E	1D015E	1D015E	1D015E	1D015E	1D015E	1D015E	1D015E
21360	1D015F	1D015F	1D015F	1D015F	1D015F	1D015F	1D015F	1D015F	1D015F	1D015F	1D015F	1D015F	1D015F	1D015F	1D015F	1D015F	1D015F
21370	1D015G	1D015G	1D015G	1D015G	1D015G	1D015G	1D015G	1D015G	1D015G	1D015G	1D015G	1D015G	1D015G	1D015G	1D015G	1D015G	1D015G
21380	1D015H	1D015H	1D015H	1D015H	1D015H	1D015H	1D015H	1D015H	1D015H	1D015H	1D015H	1D015H	1D015H	1D015H	1D015H	1D015H	1D015H
21390	1D015I	1D015I	1D015I	1D015I	1D015I	1D015I	1D015I	1D015I	1D015I	1D015I	1D015I	1D015I	1D015I	1D015I	1D015I	1D015I	1D015I
21400	1D015J	1D015J	1D015J	1D015J	1D015J	1D015J	1D015J	1D015J	1D015J	1D015J	1D015J	1D015J	1D015J	1D015J	1D015J	1D015J	1D015J
21410	1D015K	1D015K	1D015K	1D015K	1D015K	1D015K	1D015K	1D015K	1D015K	1D015K	1D015K	1D015K	1D015K	1D015K	1D015K	1D015K	1D015K
21420	1D015L	1D015L	1D015L	1D015L	1D015L	1D015L	1D015L	1D015L	1D015L	1D015L	1D015L	1D015L	1D015L	1D015L	1D015L	1D015L	1D015L
21430	1D015M	1D015M	1D015M	1D015M	1D015M	1D015M	1D015M	1D015M	1D015M	1D015M	1D015M	1D015M	1D015M	1D015M	1D015M	1D015M	1D015M
21440	1D015N	1D015N	1D015N	1D015N	1D015N	1D015N	1D015N	1D015N	1D015N	1D015N	1D015N	1D015N	1D015N	1D015N	1D015N	1D015N	1D015N
21520	1D018	1D018	1D018	1D018	1D018	1D018	1D018	1D018	1D018	1D018	1D018	1D018	1D018	1D018	1D018	1D018	1D018

T02: HEALTH. Habits

05890	2A02H	2A02H	2A02H	2A02H	2A02H	2A02H	2A02H	2A02H	2A02H	2A02H	2A02H	2A02H	2A02H	2A02H	2A02H	2A02H	2A02H
05890		6A02F	6A02F	6A02F	6A02F	6A02F	6A02F	6A02F	6A02F	6A02F	6A02F	6A02F	6A02F	6A02F	6A02F	6A02F	6A02F
20690																	
20700																	
20710																	
20720																	
20730																	
20740	2E22A	2E22A	2E22A	2E22A	2E22A	2E22A	2E22A	2E22A	2E22A	2E22A	2E22A	2E22A	2E22A	2E22A	2E22A	2E22A	2E22A
20740																	
20750	2E22B	2E22B	2E22B	2E22B	2E22B	2E22B	2E22B	2E22B	2E22B	2E22B	2E22B	2E22B	2E22B	2E22B	2E22B	2E22B	2E22B
20750																	5A23B
20760	2E22C	2E22C	2E22C	2E22C	2E22C	2E22C	2E22C	2E22C	2E22C	2E22C	2E22C	2E22C	2E22C	2E22C	2E22C	2E22C	2E22C
20760																	5A23C
20770	2E22D	2E22D	2E22D	2E22D	2E22D	2E22D	2E22D	2E22D	2E22D	2E22D	2E22D	2E22D	2E22D	2E22D	2E22D	2E22D	2E22D
20770																	5A23D
20780	2E22E	2E22E	2E22E	2E22E	2E22E	2E22E	2E22E	2E22E	2E22E	2E22E	2E22E	2E22E	2E22E	2E22E	2E22E	2E22E	2E22E
20780																	5A23E
20790	2E22F	2E22F	2E22F	2E22F	2E22F	2E22F	2E22F	2E22F	2E22F	2E22F	2E22F	2E22F	2E22F	2E22F	2E22F	2E22F	2E22F
20790																	5A23F
22210	2E23	2E23	2E23	2E23	2E23	2E23	2E23	2E23	2E23	2E23	2E23	2E23	2E23	2E23	2E23	2E23	2E23
22210																	
22220	2E24	6C32	6C32	6C32	6C32	6C32	6C32	6C32	6C32	6C32	6C32	6C32	6C32	6C32	6C32	6C32	6C32
22220		2E24	2E24	2E24	2E24	2E24	2E24	2E24	2E24	2E24	2E24	2E24	2E24	2E24	2E24	2E24	2E24
22220		6C33	6C33	6C33	6C33	6C33	6C33	6C33	6C33	6C33	6C33	6C33	6C33	6C33	6C33	6C33	6C33

T03: HEALTH. Height and weight

22150	1D019	1D019	1D019	1D019	1D019	1D019	1D019	1D019	1D019	1D019	1D019	1D019	1D019	1D019	1D019	1D019	1D019
22155																	1D019
22155																	5A21
22160	1D020	1D020	1D020	1D020	1D020	1D020	1D020	1D020	1D020	1D020	1D020	1D020	1D020	1D020	1D020	1D020	1D020
22165																	1D020
22165																	5A22

T04: HEALTH. Medical treatment

21450	1D016A	1D016A	1D016A	1D016A	1D016A	1D016A	1D016A	1D016A	1D016A	1D016A	1D016A	1D016A	1D016A	1D016A	1D016A	1D016A	1D016A
21460	1D016B	1D016B	1D016B	1D016B	1D016B	1D016B	1D016B	1D016B	1D016B	1D016B	1D016B	1D016B	1D016B	1D016B	1D016B	1D016B	1D016B
21470	1D016C	1D016C	1D016C	1D016C	1D016C	1D016C	1D016C	1D016C	1D016C	1D016C	1D016C	1D016C	1D016C	1D016C	1D016C	1D016C	1D016C
21480	1D016D	1D016D	1D016D	1D016D	1D016D	1D016D	1D016D	1D016D	1D016D	1D016D	1D016D	1D016D	1D016D	1D016D	1D016D	1D016D	1D016D
21490	1D016E	1D016E	1D016E	1D016E	1D016E	1D016E	1D016E	1D016E	1D016E	1D016E	1D016E	1D016E	1D016E	1D016E	1D016E	1D016E	1D016E
21500	1D017A	1D017A	1D017A	1D017A	1D017A	1D017A	1D017A	1D017A	1D017A	1D017A	1D017A	1D017A	1D017A	1D017A	1D017A	1D017A	1D017A
21510	1D017B	1D017B	1D017B	1D017B	1D017B	1D017B	1D017B	1D017B	1D017B	1D017B	1D017B	1D017B	1D017B	1D017B	1D017B	1D017B	1D017B



T04: HEALTH. Medical treatment (continued)

[illegible]

QUESTION INDEX 1976-2004

359

[illegible]

T04: HEALTH. Medical treatment (continued)

[illegible]

Appendix A

Sampling Error Estimates and Tables*

All of the percentages reported in this volume are really *estimates* of the response percentages that would have been obtained if, instead of using a sample survey, we had asked all high schools throughout the United States to participate and in all schools that agreed to participate we had invited the whole senior class to fill out the questionnaires. The question naturally arises: How accurate are the present percentage estimates based on a limited number of schools and seniors? For any particular percentage resulting from a sample survey we cannot know exactly how much error has resulted from sampling, but we can make reasonably good estimates of “confidence intervals” – ranges within which the “true” population value is very likely to fall. The word “true” in this context is defined quite narrowly; it refers only to the value that would be found if we had set out to survey the total population—all high school seniors in the United States. Thus, this concept of “true” population value does *not* take account of biases that might occur due to refusals, distortion of responses, faulty question wording, and other factors. Each of these sources of possible error is discussed in the “Representativeness and Validity” section of the Introduction to this volume. The reader is urged to review this material and take it into account along with the sampling error estimates included in this appendix.

The estimation of confidence intervals in surveys involving complex samples can be a highly complicated combination of statistical science plus informed judgment. It is an area in which there is no single “right answer” or “best approach.” We suspect that many of those using this volume will not be especially interested in *how* we have chosen to solve the problems involved in estimating

confidence intervals, so long as we provide guidelines that can be applied in a fairly simple and straightforward manner. This appendix is designed to accomplish that. Appendix B provides a more extensive discussion of how we obtained the confidence intervals shown here, and it also provides guidelines for computing specific confidence intervals for a wider range of possible applications than can be covered in the tables provided in this appendix.

A very rough example of a confidence interval can be stated in these terms: for percentages based on the total sample (all five questionnaire forms), the “true” values are rarely more than 1.5 percent higher or lower than the percentage estimates reported in this volume. How rarely? The chances are much lower than 1 in 20. Indeed, many of the percentages reported for the total sample are accurate to within 1 percent.

Of course, most of the data reported here are based on items included only in one or another of the five questionnaire forms. Since such percentages are based on only one-fifth of the total sample, they are somewhat less accurate. The loss in accuracy is less than might be imagined, however, for reasons spelled out in Appendix B. For present purposes, it is enough to say that percentages based on 3,000 or more seniors responding to one questionnaire form are rarely (less than 1 in 20) farther than 2.4 percent away from the “true” value.

We have thus far provided two very rough illustrations of confidence intervals—a range of ± 1.5 percent for percentages based on the total sample and a range of ± 2.4 percent for percentages based on the number of seniors responding to one questionnaire form. While these two intervals

*Appendixes A and B, which discuss estimates of sampling errors and design effects, were written when there were five questionnaire forms used in each annual survey; a sixth form was added beginning in 1989. Because we believe that there would be very little change in estimates of sampling errors, or in design effects, we have not revised these appendixes to reflect the added form.

provide some notion of the overall range of accuracy of the sample, they fall short of our needs in a number of respects. We need to be able to assign confidence intervals for subgroups such as males, females, those who plan to complete college, and so forth, all of which involve smaller numbers of cases and, thus, some reduction in accuracy. We also need to take account of the fact that, other things being equal, confidence intervals grow smaller when one moves from the middle of the scale (percentages near 50 percent) to the extremes (e.g., 4 percent or 96 percent). Further, we need to provide guidelines for evaluating the difference between two percentages: for example, we may wish to know whether an increase in the percentage of daily marijuana users from one year to the next is large enough to be considered a statistically significant change.

Each of the requirements mentioned above is taken into account in the tables of confidence intervals that follow.

Confidence Intervals for Single Percentages

Table A-1 provides confidence intervals for single percentages that are reasonably good approximations for most *variables* and for most *subgroups* (as well as for the total sample). The table entries slightly underestimate the confidence intervals for regional subgroups and for blacks. These underestimates can be corrected reasonably well by multiplying the entries in Table A-1 by a factor of 1.1 for data based on a single form and by a factor of 1.33 for data based on all five forms. A more serious problem is that the table entries substantially underestimate the confidence intervals for certain variables that tend to be somewhat homogeneous within schools, as well as other factors likely to show clustering according to geographical area or socioeconomic level. A discussion of some of these variables is provided at the end of this appendix.

Table A-1 accommodates various numbers of cases (presented as different columns in the table) and various percentages (presented as different rows in the table). The table entries, when added to and subtracted from the observed percentage, establish the 95 percent confidence interval (calculated as 1.96 sampling errors). Thus, for example, to determine the accuracy of a result of 67.4 percent based on a sample of 1,632 cases, one should first look for the closest values in the table

(in this case, about 70 percent and a number of cases approximately equal to 1,500); next, determine the values to be added to and subtracted from the observed percentage (in this case, the values would be +2.8 percent and -2.9 percent); and then compute the confidence interval around the observed percentage of 67.4 percent (in this case, an interval ranging from 64.5 percent to 70.2 percent). This procedure yields an interval such that, for most variables, the chances are 95 in 100 that, if all high school seniors in the country had been asked to participate in the survey, the resulting percentage would fall within the interval.

Confidence Intervals for Differences between Two Percentages

Table A-2 provides confidence intervals for differences between certain percentages. Specifically, the table can be used for *comparisons* between males and females, between those who do and do not plan to complete four years of college, and between those falling into different categories of the five-level index of drug usage. The above comparisons are appropriate for data from any single year (e.g., male seniors in 1976 compared with female seniors in 1976 or the "marijuana only" seniors in 1977 compared with the "no illicit drugs" seniors in 1977). Table A-2 is also useful in assessing *one-year* trends for any of the above subgroups as well as for the total sample. For example, one may be interested in a confidence interval (or significance level) for the difference between the percentage of female seniors in 1977 who used marijuana and the percentage of female seniors in 1978 who did so. The values in Table A-2 are appropriate for confidence intervals across adjacent years (e.g., 1976 compared with 1977), provided the same subgroup (e.g., females) is being considered both years. The confidence intervals for comparisons across nonadjacent years (e.g., 1976 compared with 1978) are slightly larger.

With appropriate corrections, the entries in Table A-2 can be used for trends covering more than one year and for trends or comparisons involving regional subgroups and blacks. Each of these applications requires some upward adjustment of the table entries; guidelines for such adjustments are provided in the notes accompanying Table A-2.

For information on the derivation of Table A-2 and for guidelines to be used in computing confidence intervals not covered in that table, the

reader is referred to Appendix B.

In order to find the appropriate confidence interval in Table A-2, one must first locate that portion of the table that deals with percentage values closest to the two percentages being compared (for example, if one wished to compare a value of 28.1 percent with one of 35.4 percent, the " $p = 30$ percent or 70 percent" portion of the table would be closest). The next step is to locate the specific table entry that corresponds most closely to the numbers of cases involved in the two percentages being compared (e.g., if those numbers were 1,478 and 1,563 for 28.1 percent and 35.4 percent, the correct table entry would be 3.9 percent). That table entry, when added to and subtracted from the difference between the two percentages, yields the 95 percent confidence interval for the difference. (In the above illustration, that would be 7.3 percent \pm 3.9 percent, or an interval from 3.4 percent to 11.2 percent.) The chances are only 1 in 20 that the "true" difference between two percentages lies outside of this interval.

Another use of Table A-2 is to test whether a difference between two percentages is "statistically significant." If the table entry is smaller than the difference between the two percentages (as is true in the above illustration), then the difference is statistically significant at the 95 percent level (sometimes indicated as $p < .05$).

Some Cautions

The tables provided here are based on averages of large numbers of sampling errors computed across a wide range of the variables that appear in this volume, as well as across all of the subgroups for which data are reported here. We are confident that the values in the tables are reasonably accurate for most purposes, but we must repeat the caution that the tables slightly underestimate confidence intervals for the following groups and comparisons:

- Blacks
- Regions (Northeast, North Central, South, West)
- Comparisons among regions
- Comparisons across nonadjacent years
(e.g., 1976 vs. 1978)

A more important problem is that the tables substantially underestimate the confidence intervals for certain variables that, for various reasons, show greater than average homogeneity within schools. After an extensive, but by no means exhaustive,

sampling of the kinds of variables that might show such clustering by school, we can provide the following examples of the kinds of variables for which Tables A-1 and A-2 substantially underestimate the confidence intervals.

Variables Related to Educational Background and Aspirations. The questionnaire items dealing with father's education, mother's education, high school curriculum (college preparatory vs. all others), and plans for completing four years of college all show an appreciable amount of clustering by school. Accordingly, for such variables the confidence intervals provided in the tables should be doubled.

Other items dealing with plans for technical/vocational schooling, a two-year college program, or graduate/professional study also require adjustment. The confidence intervals in the tables should be multiplied by a factor of 1.5 in order to be applicable to these variables.

It seems clear that the common factor underlying these particular variables is the tendency for family socioeconomic level to be somewhat homogeneous within school districts—some schools serve wealthier populations than do others. That makes the form of sampling we use somewhat less efficient for measuring those variables (such as those listed above) that are closely associated with family socioeconomic level. Therefore, we urge the reader to treat with caution any variables that are likely to be strongly linked to socioeconomic factors. In the absence of more specific computations of sampling errors, a good rule of thumb for dealing with such variables would be to double the confidence intervals provided in Tables A-1 and A-2.

Variables Related to Geographic Location. Another category of variables that are somewhat homogeneous within schools and school districts consists of those things that reflect differences in region and/or urbanicity. An obvious example is a background question asking where the respondent grew up: the response category on a "farm" shows a very high degree of clustering within schools. One would have to more than double the confidence intervals in the tables to deal with such a measure. Similarly, high clustering was found for some responses about religious preference; for example, those whose preference is Baptist are located primarily in the South (and probably heavily in rural areas), whereas those whose preference is Jewish are located primarily in the

Northeast (especially in larger cities). The confidence intervals in Tables A-1 and A-2 should be multiplied by a factor as large as 3 in order to be applicable to such variables.

Other variables that show some greater than average homogeneity within schools include such ideologically related dimensions as frequency of attending religious services, importance of religion, and political preference. Still other variables showing high homogeneity, probably because of their association with urbanicity, include driving (percentage who do not drive at all), working (percentage with no job), and household composition (percentage with father not living in the home). For each of the variables mentioned in this paragraph, the confidence intervals in Tables A-1 and A-2 should be multiplied by a factor of about 1.5.

Variables Involving Use of Alcohol and Marijuana. Extensive work has been done to compute sampling errors and confidence intervals for the drug use measures included in this volume (see

Johnston, Bachman, and O'Malley, 1977, 1979, 1982; Johnston, O'Malley, and Bachman, 1984, especially Appendix B). Most drug use variables show sampling errors that lie within the range of those provided in Tables A-1 and A-2. Usage levels for alcohol and marijuana, however, show some degree of homogeneity within schools, thus requiring that the table levels be adjusted. For items dealing with alcohol use, the entries in Table A-1 should be multiplied by a factor of 1.6; for items dealing with marijuana use, the correction factor is 1.35.

As noted earlier, this appendix has presented guidelines for using the tables of confidence intervals provided herein. Those readers interested in learning more about the rationale underlying such tables, the procedures used to derive the particular tables presented here, and guidelines for further computations of confidence intervals may consult Appendix B of this volume.

Notes to Table A-1

Caution: The entries in this table systematically underestimate confidence intervals for regional subgroups and for blacks. In order to correct these underestimates, the table entries should be multiplied by a factor of 1.1 for data from a single form and by a factor of 1.33 for data based on five forms. Further cautions and corrections are required for some specific variables that relate educational background and aspirations, geographic

location, and the use of alcohol and marijuana (see discussion in the final sections of Appendix A).

The values in this table, when added to and subtracted from an observed percentage, establish the 95 percent confidence interval around that percentage, incorporating a design effect. Table values were calculated using the following formula (adapted from Hays, 1973, p. 379):

$$\text{lower limit} = p - \frac{2N'p + (1.96)^2 - 1.96 \sqrt{4N'p(1-p) + (1.96)^2}}{2[N' + (1.96)^2]}$$

$$\text{upper limit} = \frac{2N'p + (1.96)^2 + 1.96 \sqrt{4N'p(1-p) + (1.96)^2}}{2[N' + (1.96)^2]} - p$$

where p = the proportion, N' is the "effective N ," and $N' = N/(1.3 + 0.00015N)$.
(See Appendix B for a discussion of the concept of "effective N .")

Table A-1
Confidence Intervals (95% Level) around Percentage Values

		Number of Cases																	
		100	200	300	400	500	700	1,000	1,500	2,000	2,500	3,000	3,500	4,000	5,000	7,000	10,000	15,000	20,000
99%	+	0.9	0.8	0.7	0.7	0.6	0.6	0.5	0.5	0.4	0.4	0.4	0.4	0.3	0.3	0.3	0.3	0.3	0.2
	-	5.6	3.2	2.4	1.9	1.7	1.3	1.1	0.8	0.7	0.6	0.6	0.6	0.5	0.5	0.4	0.4	0.3	0.3
97%	+	2.1	1.8	1.6	1.4	1.3	1.2	1.0	0.9	0.8	0.8	0.7	0.7	0.6	0.6	0.6	0.5	0.5	0.5
	-	6.6	4.1	3.2	2.6	2.3	1.9	1.6	1.3	1.1	1.0	0.9	0.9	0.8	0.8	0.7	0.6	0.6	0.5
95%	+	3.1	2.5	2.2	2.0	1.8	1.6	1.4	1.2	1.1	1.0	0.9	0.9	0.9	0.8	0.7	0.7	0.6	0.6
	-	7.4	4.7	3.7	3.1	2.7	2.3	1.9	1.5	1.4	1.2	1.1	1.1	1.0	0.9	0.8	0.8	0.7	0.7
90%	+	4.9	3.8	3.3	2.9	2.7	2.3	2.0	1.7	1.5	1.4	1.3	1.3	1.2	1.1	1.0	0.9	0.9	0.8
	-	8.8	5.8	4.6	4.0	3.5	2.9	2.5	2.0	1.8	1.6	1.5	1.4	1.4	1.3	1.1	1.0	0.9	0.9
85%	+	6.6	4.8	4.1	3.6	3.3	2.9	2.5	2.1	1.9	1.7	1.6	1.5	1.5	1.4	1.2	1.1	1.0	1.0
	-	9.7	6.6	5.3	4.5	4.0	3.4	2.9	2.4	2.1	1.9	1.8	1.7	1.6	1.5	1.3	1.2	1.1	1.1
80%	+	7.4	5.6	4.7	4.2	3.8	3.3	2.8	2.4	2.1	2.0	1.8	1.7	1.7	1.5	1.4	1.3	1.2	1.1
	-	10.3	7.1	5.7	4.9	4.4	3.7	3.1	2.6	2.3	2.1	2.0	1.8	1.8	1.6	1.5	1.3	1.2	1.2
70%	+	9.1	6.8	5.6	5.0	4.5	3.9	3.3	2.8	2.5	2.3	2.1	2.0	1.9	1.8	1.6	1.5	1.4	1.3
	-	11.1	7.7	6.3	5.5	4.9	4.2	3.5	2.9	2.6	2.4	2.2	2.1	2.0	1.8	1.7	1.5	1.4	1.3
50%	+	11.0	7.9	6.5	5.7	5.1	4.4	3.7	3.1	2.8	2.5	2.4	2.2	2.1	2.0	1.8	1.6	1.5	1.4
	-	11.0	7.9	6.5	5.7	5.1	4.4	3.7	3.1	2.8	2.5	2.4	2.2	2.1	2.0	1.8	1.6	1.5	1.4
30%	+	11.1	7.7	6.3	5.5	4.9	4.2	3.5	2.9	2.6	2.4	2.2	2.1	2.0	1.8	1.7	1.5	1.4	1.3
	-	9.1	6.8	5.6	5.0	4.5	3.9	3.3	2.8	2.5	2.3	2.1	2.0	1.9	1.8	1.6	1.5	1.4	1.3
20%	+	10.3	7.1	5.7	4.9	4.4	3.7	3.1	2.6	2.3	2.1	2.0	1.8	1.8	1.6	1.5	1.3	1.2	1.2
	-	7.4	5.6	4.7	4.2	3.8	3.3	2.8	2.4	2.1	2.0	1.8	1.7	1.7	1.5	1.4	1.3	1.2	1.1
15%	+	9.7	6.6	5.3	4.5	4.0	3.4	2.9	2.4	2.1	1.9	1.8	1.7	1.6	1.5	1.3	1.2	1.1	1.1
	-	6.3	4.8	4.1	3.6	3.3	2.9	2.5	2.1	1.9	1.7	1.6	1.5	1.5	1.4	1.2	1.1	1.0	1.0
10%	+	8.8	5.8	4.6	4.0	3.5	2.9	2.5	2.0	1.8	1.6	1.5	1.4	1.4	1.3	1.1	1.0	0.9	0.9
	-	4.9	3.8	3.3	2.9	2.7	2.3	2.0	1.7	1.5	1.4	1.3	1.3	1.2	1.1	1.0	0.9	0.9	0.8
5%	+	7.4	4.7	3.7	3.1	2.7	2.3	1.9	1.5	1.4	1.2	1.1	1.1	1.0	0.9	0.8	0.8	0.7	0.7
	-	3.1	2.5	2.2	2.0	1.8	1.6	1.4	1.2	1.1	1.0	0.9	0.9	0.9	0.8	0.7	0.7	0.6	0.6
3%	+	6.6	4.1	3.2	2.6	2.3	1.9	1.6	1.3	1.1	1.0	0.9	0.9	0.8	0.8	0.7	0.6	0.6	0.5
	-	2.1	1.8	1.6	1.4	1.3	1.2	1.0	0.9	0.8	0.8	0.7	0.7	0.6	0.6	0.6	0.5	0.5	0.5
1%	+	5.6	3.2	2.4	1.9	1.7	1.3	1.1	0.8	0.7	0.6	0.6	0.6	0.5	0.5	0.4	0.4	0.3	0.3
	-	0.9	0.8	0.7	0.7	0.6	0.6	0.5	0.5	0.4	0.4	0.4	0.4	0.3	0.3	0.3	0.3	0.3	0.2

Notes to Table A-2

The entries in this table (which appear on the next four pages) are appropriate for *comparisons* between (a) males and females, (b) those who do and do not plan four years of college, and (c) those falling into different categories of the five-level index of drug usage. The table entries are also appropriate for *one-year trends* for the total sample and any of the subgroups except region. Most other trends and subgroup comparisons require that the table entries be multiplied by an adjustment factor, given below.

Outline of Steps to Follow (see text of appendix for illustrations)

1. Locate the portion of the table with “*p*” values closest to the two percentages being compared.
2. Locate the specific entry closest to the weighted *N*s for the two percentages.
3. Multiply that entry by any necessary adjustment factor (see below).
4. That table value (or adjusted table value), when added to and subtracted from the difference between the two percentages, yields the 95 percent confidence interval for the difference.
5. Also, if the table value (or adjusted table value) is smaller than the difference between the two percentages, then the difference may be described as “statistically significant at the 95 percent level.”

Adjustment Factors	Adjustment Factor (to be multiplied by table entry)
For comparisons between blacks and whites	
based on single-form data	*
based on five-form data	1.25
For comparisons between any two regions	
based on single-form data	1.15
based on five-form data	1.50
For one-year trends involving any region	
based on single-form data	*
based on five-form data	1.25
For trends over two or more years involving any region	
based on single-form data	*
based on five-form data	1.35
For trends over two or more years involving all other groups	
based on single-form data	*
based on five-form data	1.15

*Indicates that no adjustment is necessary for category shown.

Note: The table entries were calculated using the following formula: $1.96 \sqrt{p(1-p) \frac{1}{N'_1} + \frac{1}{N'_2}}$

where $N'_1 = N_1/\text{DEFF}$, $N'_2 = N_2/\text{DEFF}$, and $\text{DEFF} = 1.3 + 0.000075 \left[\frac{N_1 N_2}{(N_1 + N_2)} \right]$

		$N_1 =$	100	200	300	400	500	700	1,000	1,500	2,000	3,000	4,000	5,000	7,000	10,000	15,000	20,000
$N_2 =$	100	3.2																
	200	2.7	2.2															
	300	2.6	2.0	1.8														
	400	2.5	1.9	1.7	1.6													
	500	2.4	1.9	1.6	1.5	1.4									$p = 1\%$ or 99%			
	700	2.4	1.8	1.6	1.4	1.3	1.2											
	1,000	2.3	1.7	1.5	1.3	1.2	1.1	1.0										
	1,500	2.3	1.7	1.4	1.3	1.2	1.0	0.9	0.8									
	2,000	2.3	1.7	1.4	1.2	1.1	1.0	0.9	0.8	0.7								
	3,000	2.3	1.6	1.4	1.2	1.1	1.0	0.8	0.7	0.7	0.6							
	4,000	2.3	1.6	1.4	1.2	1.1	0.9	0.8	0.7	0.7	0.6	0.6						
	5,000	2.3	1.6	1.3	1.2	1.1	0.9	0.8	0.7	0.6	0.6	0.5	0.5					
	7,000	2.3	1.6	1.3	1.2	1.1	0.9	0.8	0.7	0.6	0.5	0.5	0.5	0.4				
	10,000	2.2	1.6	1.3	1.2	1.0	0.9	0.8	0.7	0.6	0.5	0.5	0.5	0.4	0.4			
	15,000	2.2	1.6	1.3	1.2	1.0	0.9	0.8	0.6	0.6	0.5	0.5	0.4	0.4	0.4	0.4		
	20,000	2.2	1.6	1.3	1.1	1.0	0.9	0.8	0.6	0.6	0.5	0.5	0.4	0.4	0.4	0.3	0.3	
		$N_1 =$	100	200	300	400	500	700	1,000	1,500	2,000	3,000	4,000	5,000	7,000	10,000	15,000	20,000
$N_2 =$	100	5.4																
	200	4.7	3.8															
	300	4.4	3.5	3.1														
	400	4.3	3.3	2.9	2.7													
	500	4.2	3.2	2.8	2.6	2.4									$p = 3\%$ or 97%			
	700	4.1	3.1	2.7	2.4	2.3	2.1											
	1,000	4.0	3.0	2.5	2.3	2.1	1.9	1.8										
	1,500	4.0	2.9	2.4	2.2	2.0	1.8	1.6	1.5									
	2,000	3.9	2.9	2.4	2.1	1.9	1.7	1.5	1.4	1.3								
	3,000	3.9	2.8	2.3	2.1	1.9	1.7	1.5	1.3	1.2	1.1							
	4,000	3.9	2.8	2.3	2.0	1.9	1.6	1.4	1.2	1.1	1.0	0.9						
	5,000	3.9	2.8	2.3	2.0	1.8	1.6	1.4	1.2	1.1	1.0	0.9	0.9					
	7,000	3.9	2.8	2.3	2.0	1.8	1.6	1.4	1.2	1.0	0.9	0.9	0.8	0.8				
	10,000	3.9	2.8	2.3	2.0	1.8	1.5	1.3	1.1	1.0	0.9	0.8	0.8	0.7	0.7			
	15,000	3.8	2.7	2.3	2.0	1.8	1.5	1.3	1.1	1.0	0.9	0.8	0.7	0.7	0.6	0.6		
	20,000	3.8	2.7</															

		$N_1 =$	100	200	300	400	500	700	1,000	1,500	2,000	3,000	4,000	5,000	7,000	10,000	15,000	20,000
$N_2 =$	100		6.9															
	200		6.0	4.9														
	300		5.6	4.5	4.0													
	400		5.5	4.3	3.8	3.5												
	500		5.4	4.1	3.6	3.3	3.1								$p = 5\% \text{ or } 95\%$			
	700		5.2	3.9	3.4	3.1	2.9	2.7										
	1,000		5.1	3.8	3.2	2.9	2.7	2.5	2.2									
	1,500		5.1	3.7	3.1	2.8	2.6	2.3	2.1	1.9								
	2,000		5.0	3.6	3.1	2.7	2.5	2.2	2.0	1.7	1.6							
	3,000		5.0	3.6	3.0	2.6	2.4	2.1	1.9	1.6	1.5	1.4						
	4,000		5.0	3.6	3.0	2.6	2.4	2.1	1.8	1.6	1.4	1.3	1.2					
	5,000		4.9	3.6	2.9	2.6	2.3	2.0	1.8	1.5	1.4	1.2	1.2	1.1				
	7,000		4.9	3.5	2.9	2.6	2.3	2.0	1.7	1.5	1.3	1.2	1.1	1.0	1.0			
	10,000		4.9	3.5	2.9	2.5	2.3	2.0	1.7	1.4	1.3	1.1	1.1	1.0	0.9	0.9		
	15,000		4.9	3.5	2.9	2.5	2.3	2.0	1.7	1.4	1.3	1.1	1.0	1.0	0.9	0.8	0.8	
	20,000		4.9	3.5	2.9	2.5	2.3	1.9	1.7	1.4	1.3	1.1	1.0	0.9	0.9	0.8	0.7	0.7
		$N_1 =$	100	200	300	400	500	700	1,000	1,500	2,000	3,000	4,000	5,000	7,000	10,000	15,000	20,000
$N_2 =$	100		9.5															
	200		8.2	6.7														
	300		7.8	6.2	5.5													
	400		7.5	5.9	5.2	4.8												
	500		7.4	5.7	4.9	4.6	4.3								$p = 10\% \text{ or } 90\%$			
	700		7.2	5.4	4.7	4.3	4.0	3.7										
	1,000		7.1	5.2	4.5	4.0	3.7	3.4	3.1									
	1,500		7.0	5.1	4.3	3.8	3.5	3.2	2.8	2.6								
	2,000		6.9	5.0	4.2	3.7	3.4	3.0	2.7	2.4	2.2							
	3,000		6.9	4.9	4.1	3.6	3.3	2.9	2.6	2.2	2.1	1.9						
	4,000		6.8	4.9	4.1	3.6	3.3	2.8	2.5	2.2	2.0	1.8	1.7					
	5,000		6.8	4.9	4.0	3.6	3.2	2.8	2.4	2.1	1.9	1.7	1.6	1.5				
	7,000		6.8	4.9	4.0	3.5	3.2	2.8	2.4	2.0	1.8	1.6	1.5	1.4	1.3			
	10,000		6.8	4.8	4.0	3.5	3.2	2.7	2.3	2.0	1.8	1.6	1.4	1.4	1.3	1.2		
	15,000		6.8	4.8	4.0	3.5	3.1	2.7	2.3	2.0	1.8	1.5	1.4	1.3	1.2	1.1	1.1	
	20,000		6.8	4.8	4.0	3.5	3.1	2.7	2.3	1.9	1.7	1.5	1.4					

Table A-2 (continued)

	$N_1 =$	100	200	300	400	500	700	1,000	1,500	2,000	3,000	4,000	5,000	7,000	10,000	15,000	20,000
$N_2 =$	100	11.3															
	200	9.8	8.0														
	300	9.3	7.3	6.6													
	400	9.0	7.0	6.2	5.7												
	500	8.8	6.7	5.9	5.4	5.1								$p = 15\% \text{ or } 85\%$			
	700	8.6	6.5	5.6	5.1	4.8	4.4										
	1,000	8.4	6.2	5.3	4.8	4.5	4.0	3.7									
	1,500	8.3	6.1	5.1	4.6	4.2	3.8	3.4	3.0								
	2,000	8.2	6.0	5.0	4.5	4.1	3.6	3.2	2.9	2.7							
	3,000	8.2	5.9	4.9	4.3	3.9	3.5	3.0	2.7	2.5	2.2						
	4,000	8.1	5.8	4.9	4.3	3.9	3.4	2.9	2.6	2.3	2.1	2.0					
	5,000	8.1	5.8	4.8	4.2	3.8	3.3	2.9	2.5	2.3	2.0	1.9	1.8				
	7,000	8.1	5.8	4.8	4.2	3.8	3.3	2.8	2.4	2.2	1.9	1.8	1.7	1.6			
	10,000	8.1	5.8	4.8	4.2	3.8	3.2	2.8	2.4	2.1	1.9	1.7	1.6	1.5	1.4		
	15,000	8.1	5.7	4.7	4.1	3.7	3.2	2.7	2.3	2.1	1.8	1.7	1.6	1.4	1.3	1.3	
	20,000	8.0	5.7	4.7	4.1	3.7	3.2	2.7	2.3	2.1	1.8	1.6	1.5	1.4	1.3	1.2	1.2
	$N_1 =$	100	200	300	400	500	700	1,000	1,500	2,000	3,000	4,000	5,000	7,000	10,000	15,000	20,000
$N_2 =$	100	12.7															
	200	11.0	9.0														
	300	10.4	8.2	7.4													
	400	10.0	7.8	6.9	6.4												
	500	9.8	7.5	6.6	6.1	5.7								$p = 20\% \text{ or } 80\%$			
	700	9.6	7.2	6.2	5.7	5.3	4.9										
	1,000	9.4	7.0	6.0	5.4	5.0	4.5	4.1									
	1,500	9.3	6.8	5.7	5.1	4.7	4.2	3.8	3.4								
	2,000	9.2	6.7	5.6	5.0	4.6	3.6	3.2	3.0	2.9							
	3,000	9.1	6.6	5.5	4.9	4.4	3.9	3.4	3.0	2.8	2.5						
	4,000	9.1	6.5	5.4	4.8	4.3	3.8	3.3	2.9	2.6	2.4	2.2					
	5,000	9.1	6.5	5.4	4.7	4.3	3.7	3.2	2.8	2.6	2.3	2.1	2.0				
	7,000	9.1	6.5	5.4	4.7	4.2	3.7	3.2	2.7	2.5	2.2	2.0	1.9	1.8			
	10,000	9.0	6.5	5.3	4.7	4.2	3.6	3.1	2.7	2.4	2.1	1.9	1.8	1.7	1.6		
	15,000	9.0	6.4	5.3	4.6	4.2	3.6	3.1	2.6	2.3	2.0	1.9	1.7	1.6	1.5	1.4	
	20,000	9.0	6.4	5.3	4.6	4.2	3.6	3.1	2.6	2.3	2.0	1.8	1.7	1.6	1.5	1.4	1.3

Table A-2 (continued)

	$N_1 =$	100	200	300	400	500	700	1,000	1,500	2,000	3,000	4,000	5,000	7,000	10,000	15,000	20,000
$N_2 =$	100	14.5															
	200	12.6	10.3														
	300	11.9	9.4	8.4													
	400	11.5	8.9	7.9	7.3												
	500	11.3	8.6	7.6	7.0	6.6								$p = 30\% \text{ or } 70\%$			
	700	11.0	8.3	7.2	6.5	6.1	5.6										
	1,000	10.8	8.0	6.8	6.2	5.7	5.2	4.7									
	1,500	10.6	7.8	6.6	5.9	5.4	4.8	4.3	3.9								
	2,000	10.6	7.7	6.4	5.7	5.2	4.6	4.1	3.7	3.4							
	3,000	10.5	7.6	6.3	5.6	5.1	4.4	3.9	3.4	3.2	2.9						
	4,000	10.4	7.5	6.2	5.5	5.0	4.3	3.8	3.3	3.0	2.7	2.5					
	5,000	10.4	7.5	6.2	5.4	4.9	4.3	3.7	3.2	2.9	2.6	2.4	2.3				
	7,000	10.4	7.4	6.1	5.4	4.9	4.2	3.6	3.1	2.5	2.3	2.2	2.1	2.2			
	10,000	10.4	7.4	6.1	5.3	4.8	4.2	3.6	3.0	2.7	2.4	2.2	2.1	1.9	1.8		
	15,000	10.3	7.4	6.1	5.3	4.8	4.1	3.5	3.0	2.7	2.3	2.1	2.0	1.8	1.7	1.6	
	20,000	10.3	7.4	6.1	5.3	4.8	4.1	3.5	3.0	2.6	2.3	2.1	2.0	1.8	1.7	1.6	1.5
	$N_1 =$	100	200	300	400	500	700	1,000	1,500	2,000	3,000	4,000	5,000	7,000	10,000	15,000	20,000
$N_2 =$	100	15.8															
	200	13.7	11.2														
	300	13.0	10.3	9.2													
	400	12.6	9.8	8.6	8.0												
	500	12.3	9.4	8.2	7.6	7.2								$p = 35\% \text{ or } 65\%$			
	700	12.0	9.0	7.8	7.1	6.7	6.1										
	1,000	11.8	8.7	7.5	6.7	6.2	5.6	5.1									
	1,500	11.6	8.5	7.2	6.4	5.9	5.3	4.7	4.3								
	2,000	11.5	8.4	7.0	6.2	5.7	5.1	4.5	4.0	3.7							
	3,000	11.4	8.2	6.9	6.1	5.5	4.8	4.3	3.7	3.4	3.1						
	4,000	11.4	8.2	6.8	6.0	5.4	4.7	4.1	3.6	3.3	3.0	2.8					
	5,000	11.3	8.1	6.7	5.9	5.4	4.7	4.1	3.5	3.2	2.8	2.7	2.5				
	7,000	11.3	8.1	6.7	5.9	5.3	4.6	4.0	3.4	3.1	2.7	2.5	2.4	2.2			
	10,000	11.3	8.1	6.7	5.8	5.3	4.5	3.9	3.3	3.0	2.6	2.4	2.3	2.1	2.0		
	15,000	11.3	8.0	6.6	5.8	5.2	4.5	3.8	3.3	2.9	2.5	2.3	2.2	2.0	1.9	1.8	
	20,000	11.3	8.0	6.6	5.8	5.2	4.5	3.8	3.2	2.9	2.5	2.3	2.1	2.0	1.8	1.7	1.6

Appendix B

Procedures Used to Derive Design Effects and Sampling Errors*

Appendix A provided a very brief and relatively nontechnical explanation of sampling error estimates, accompanied by two tables of confidence intervals that can be used to ascertain the accuracy of most percentages reported in this volume. The present appendix is intended to provide some background concerning the strategy and rationale involved in computing these confidence intervals. It also offers guidance for those wishing to make sampling computations beyond those contained in Appendix A.

This appendix, like the first, is intended to be readable and usable by the nonstatistician. For that reason, we take the time to outline (albeit briefly) a number of relatively elementary factors involved in estimating confidence intervals.

Factors Influencing the Size of Confidence Intervals

The most straightforward types of samples, from a statistical standpoint at least, are simple random samples. In such samples the confidence limits for a proportion are influenced by the size of the sample or subgroups being considered and also by the size of the proportion. For example, the 95 percent confidence interval for a proportion p based on a simple random sample of N cases is approximated by: $p \pm 1.96 \sqrt{p(1-p)/N}$. In a complex probability sample such as the present one, there are a number of other factors that influence the size of confidence limits. This section lists all of the factors that have been taken into account in calculating confidence intervals for use with the data in this volume, beginning with the most simple factors and then proceeding to the more complex.

Number of Cases (N). Other things being equal, the larger a sample (or subgroup within a sample), the smaller or more precise will be the confidence interval for a percentage based on that sample. One of the factors determining the size of the confidence interval is $1/\sqrt{N}$. Thus, for example, if all other things were equal, a sample of 400 would have confidence intervals half as large (or twice as precise) as a sample of 100, because $1/\sqrt{400}$ is half as large as $1/\sqrt{100}$.

Size of Percentage. Other things being equal, percentage values around 50 percent have larger confidence intervals than higher or lower percentage values. This is because another of the factors determining the size of the confidence intervals is $\sqrt{p(1-p)}$, where p is a proportion ranging from 0 to 1.0 (or, to put it in percentage terms, the factor is $\sqrt{x\%(100-x\%)}$). Thus, for example, a proportion of either 0.1 or 0.9 (a percentage of either 10 percent or 90 percent) will have a confidence interval only three-fifths as large as the confidence interval around a proportion of 0.5 (or 50 percent), because $\sqrt{0.1(1-0.1)}$ is three-fifths as large as $\sqrt{0.5(1-0.5)}$.

Design Effects in Complex Samples. Under conditions of simple random sampling, a confidence interval can be determined solely on the basis of the number of cases and the percentage value involved. More complex samples such as the one used in the present study make use of stratification and clustering and often differential weighting of respondent scores, and these all influence sampling error. While stratification tends to heighten the precision of a sample, the effects of clustering and weighting reduce precision

*Appendixes A and B, which discuss estimates of sampling errors and design effects, were written when there were five questionnaire forms used in each annual survey; a sixth form was added beginning in 1989. Because we believe that there would be very little change in estimates of sampling errors, or in design effects, we have not revised these appendixes to reflect the added form.

(compared with a simple random sample of the same size). Therefore, it is not appropriate to apply the standard, simple random sampling formulas to such complex samples in order to obtain estimates of sampling errors, because they would almost always underestimate the actual sampling errors.

Methods exist for correcting for this underestimation, however. Kish (1965, p. 258) defines a correction term called the design effect (DEFF), where:

$$\text{DEFF} = \frac{\text{actual sampling variance}}{\text{expected sampling variance from a simple random sample with same number of elements}}$$

Thus, if the actual sampling variance in a complex sample is four times as large as the expected sampling variance from a simple random sample with the same number of cases, the DEFF is 4. Since confidence intervals are proportionate to the square root of variance, the confidence intervals for such a sample would be twice as large (because the square root of 4 is 2) as the confidence interval for a simple random sample with the same number of cases. A fairly simple and straightforward way of applying the concept of design effect may be to note that an increase in design effect has the same impact on precision as a reduction in the number of cases in a simple random sample. For example, a sample of 16,000 cases with a design effect of 4 would have the same degree of precision (the same size confidence intervals around various percentages) as a simple random sample of 4,000.

In principle, every different statistic resulting from a complex sample can have its own design effect, and different statistics in the same sample may have quite different design effects. However, it is not feasible to compute every design effect, nor would it be feasible to report every one. Thus, in practice, design effects are averaged across a number of statistics and these average values are used to determine the design effects for other statistics based on the sample. Sometimes a single design effect is applied to all statistics of a given type (e.g., percentages) for a given sample. In the present study, however, a rather extensive exploration of design effects revealed a number of systematic differences. These systematic differences have to do with the particular measures being examined, the subgroups involved, and the question of whether a trend over time is being

considered. The most consistent difference involves the number of cases in the group or subgroup for which the design effect is computed.

The Relationship between Subgroup Size and Design Effects. Kish et al. (1976) have observed that design effects tend to be smaller for subgroups than for total samples; moreover, the smaller the subgroup, the smaller the design effect is likely to be. The explanation for this widespread phenomenon is that the average number of cases in each sampling cluster is an important factor in determining the size of the design effect; and as subgroup size decreases, so does this average number of cases per cluster. This point is illustrated by several subgroups treated in the present volume—males, females, those planning four years of college, and those not planning four years of college. All (or virtually all) of the schools in the sample have both male and female students, as well as some students who plan four years of college and others who do not. Thus, each of these four subgroups is spread more or less evenly across the full number of clusters (schools). Since each of these subgroups includes roughly half of the total sample, the average number of cases per cluster is about half as large as for the total sample, and this leads to a smaller design effect than is found for the total sample. Other subgroups involving different patterns of drug use are also distributed more or less evenly across all clusters and thus are subject to the same phenomenon of smaller design effects because of the smaller number of cases per cluster.

One very important exception to the pattern of smaller design effects for subgroups involves the four geographic region subgroups presented in this volume. These subgroups do not cut across all clusters; instead, regions have been described as "segregated" subgroups, in contrast to the "cross-class" subgroups discussed above. For such segregated subgroups, the average number of cases per cluster is about the same as is found in the total sample, and thus the design effects are not lower than those for the total sample (Kish et al., 1976). Another subgroup that is in some respects similar to regional subgroups is the category of blacks. Black respondents are not found equally across high schools throughout the United States. There are, of course, regional differences in proportions of blacks, and these contribute substantially to this lack of equal distribution. In addition, there are patterns of segregation in housing that continue to be reflected in the unequal distribution of blacks in

high schools. The net effect of these several factors is that the black subgroup in our sample is “partially segregated” in a sampling sense as well as in the more usual usage of that word. For that reason, the design effects for blacks are somewhat larger than for other subgroups of approximately similar size.

Because the subgroups consisting of blacks and the four regional groups all have larger design effects than do other subgroups of the same size, it is necessary to adjust the confidence intervals for these subgroups as indicated in Appendix A. (At a later point in the present appendix we will say more about these adjustment factors.)

One other kind of “subgroup” must be noted in this discussion of the relationship between subgroup size and design effects. One-fifth of the total sample filled out each of the five separate questionnaire forms, and thus the respondents to each of these forms may be viewed as a “cross-class” subgroup of the total sample. The average cluster size for a single form is exactly 20 percent of the average cluster size for the total sample. That means, of course, that the single-form samples (which are the basis for the large majority of the data presented in this volume) are distinctly more “efficient” than the sample based on all five forms. Accordingly, single-form data have much smaller design effects (as displayed later in this appendix).

Design Effects for Comparisons between Subgroups. We noted above that a number of subgroups treated in this volume can be described as “cross-class” subgroups, meaning that members of the subgroup are distributed more or less evenly across sampling clusters. For these kinds of subgroups, it turns out that *comparisons* are relatively efficient, from a sampling standpoint. The technical explanation for this phenomenon is that there is a higher degree of covariance between such subgroup pairs than would be the case in a comparison of independent subgroups. Now let us offer a fairly nontechnical illustration to indicate why this is so. Suppose that a researcher interested in the use of marijuana during the senior year of high school obtained data from five high schools concerning female seniors’ marijuana use and data from five other high schools concerning male seniors’ marijuana use. Suppose that the percentage values for marijuana use during senior year were as follows:

Female seniors (five schools):

60%, 20%, 65%, 30%, 50%

Male seniors (five other schools):

40%, 80%, 25%, 70%, 60%

Even though there is a difference of 10 percentage points between males and females (if the five schools in each case are averaged), there is still so much variability among schools that one would not conclude with very much confidence that females in general are less likely than males to use marijuana during the senior year of high school. Suppose, on the other hand, that the researcher had obtained data from a total of only five schools and had obtained data concerning both male and female seniors in each school as follows:

	Females	Males
School A	60%	70%
School B	20%	25%
School C	65%	80%
School D	30%	40%
School E	50%	60%

The same group of percentages, this time based on five pairings of males and females rather than independent observations, are much more strongly suggestive of systematic differences between the sexes.

A process analogous to that illustrated above is involved when “cross-class” subgroups are compared, and the increased accuracy or sampling efficiency is reflected in relatively small sampling errors and design effects.

Design Effects for Trends. Thus far this discussion of factors influencing design effects and confidence intervals has focused only on groups and subgroups within a single year. But one of the central purposes of the Monitoring the Future project is to monitor trends over time; indeed, the study procedures have been standardized across years insofar as possible in order to provide the opportunity for sensitive measurement of change. One of the factors designed to produce an added degree of consistency from one year to the next is the use of each school for two data collections, which means that for any two successive years half of the sample of schools is the same. This, plus the fact that the other half of the school sample in a given year is from the same primary sampling units as the half sample it replaced, means that there is a good deal of consistency in the sampling and clustering of the sample from one year to the next. As a result, when cross-year comparisons are made (say, between 1976 and 1977), the design effects are appreciably smaller (i.e., the efficiency is greater) than if completely independent samples of schools

had been drawn each year. In other words, the 1976 and 1977 samples are not independent; on the contrary, there is a considerable degree of covariance between them. A similar level of covariance occurs between any pair of adjacent-year samples (e.g., 1977 and 1978), because about half of the schools in both samples were the same. This covariance, or partial "matching," reduces the design effect for differences observed between adjacent years, compared to what they would have been with totally independent samples.

It follows from the discussion above that a trend over an interval greater than one year (e.g., a comparison between 1976 and 1978, which involves totally nonoverlapping school samples) is likely to have a design effect that is larger than that for a comparison between adjacent-year samples.

Variables with Unusually Large Design Effects. Kish et al. (1976) stress the importance of computing sampling errors for many kinds of variables, and they point out that they have found "very wide ranges in values of sampling errors (standard errors and design effects) between diverse variables within the same survey" (p. 21). Our own experience has been that, among most variables, the variation in sampling errors and design effects seems more random than consistent, and thus we are reasonably comfortable with the use of averaging procedures (described below) in order to derive a set of general purpose tables. There are some important exceptions to the above generalization, however. Variables that are likely to be grouped according to geographical area (region and/or urbanicity), as well as variables that may differ systematically from one school to another, show much higher than usual amounts of homogeneity within sample clusters. It follows necessarily that such variables also have much higher than usual design effects. The variables in the Monitoring the Future study that seem most likely to show such high design effects tend to be grouped into the questionnaire segment dealing with background factors and educational aspirations (Section C of all questionnaire forms). These variables were excluded from the process of computing overall design effects and the confidence intervals provided in Tables A-1 and A-2. Appendix A provides a further discussion of some of these variables and offers some suggestions for adjusting the confidence interval tables to deal with them.

Procedures Used in Deriving Design Effects and Tables of Confidence Intervals

Having taken some pains to review the several factors that can influence design effects and confidence intervals, it is now a fairly simple matter for us to summarize the steps followed to compute the tables of confidence intervals shown in Appendix A. We were heavily influenced in this effort by the work of Kish and his colleagues (Kish, 1965; Kish et al., 1976) in two ways. First, we followed their recommendation that sampling errors be computed and averaged across a goodly number of variables and subgroups. Second, we paid particular attention to their observation that design effects tend to be smaller for subgroups than for total samples (a point discussed earlier in this appendix).

Confidence Intervals for Single Percentages. Our procedure was to compute sampling errors and design effects for most of the variables that are common to all five forms (those in the C sections of all questionnaires and those in the B sections of Forms 2 through 5) and for every twentieth variable in the A, D, and E sections. (Form 1 was omitted because most of this form comprises drug-related items, and such items involve high proportions of missing data because respondents are instructed to skip over many questions that are not applicable to them.) Design effects were computed for each of the subgroups reported in this volume, as well as for the total sample. Design effects for each subgroup and for the total were averaged across variables for the C section material (all five forms), the B section material (drug use measures, all four forms), and the sampling of variables from the A, D, and E sections (single-form data). As noted earlier, the variables that showed unusually high levels of homogeneity within sample clusters were excluded from the C section variables when they were averaged. The 1977 data were used for this analysis. Later replication using 1976 data provided nearly identical values.

The averaging process consisted of taking a mean of the *square roots* of the design effects. Kish and his colleagues (1976) refer to the design effect as DEFF and to the square root of the design effect as DEFT; thus $\sqrt{\text{DEFF}} = \text{DEFT}$. We will find it useful to use this terminology in what follows. The rationale for computing means of DEFT rather than DEFF is that the former value is directly proportionate to the size of confidence intervals. A further reason for

doing so is that the values of DEFT approximate a normal distribution much more closely than do the values of DEFF, which are skewed upwards. (A comparison of mean DEFTs and median DEFTs showed them to be quite similar, something that certainly is not true of mean and median DEFFs.)

Bearing in mind that design effects tend to be smaller for subgroups than for total samples and bearing in mind also that confidence intervals are directly proportionate to DEFT and to \sqrt{N} , we plotted the mean DEFT values for the total sample and for all subgroups, in each case relating DEFT to \sqrt{N} . The results are shown in Figure B-1. Note that distinctions are made between "cross-class" and "segregated" subgroups and between mean DEFTs based on five forms and those based on single forms. (The \sqrt{N} values for the latter are, of course, much smaller.)*

Setting aside the "segregated" subgroups (regions and blacks) for the moment, it is clear that the rest of the mean DEFTs in Figure B-1 show a very clear and consistent pattern: the higher the value of \sqrt{N} , the higher the mean DEFT. It turns out that these mean DEFT values are very closely approximated by the function $\text{DEFT} = \sqrt{1.3 + 0.00015N}$, as shown by the solid line in the figure. (The function can also be stated as $\text{DEFF} = 1.3 + 0.00015N$.) The particular parameters in that function were derived empirically, but the basic function (i.e., $\text{DEFT} = \sqrt{a + bN}$) was adapted directly from the work of Kish et al. (1976).

Given the above function that fitted the mean DEFT values for the total sample and the "cross-class" subgroups, we returned to the problem of assigning DEFT values for the "segregated" subgroups. The simplest solution was to select two adjustment factors that could be multiplied by the confidence interval values in Table A-1. These adjustment factors are shown by the dashed lines in Figure B-1; they correspond to multiplying the "standard" DEFT (solid line) by a factor of 1.1 for single-form data and by a factor of 1.33 for five-form data. These adjustments, which were selected on empirical grounds, yield design effects for the "segregated" subgroups that are approximately equal to the design effects for the total sample (treating single-form and five-form data separately, of course). This is reassuring, since Kish et al. (1976) have reported that "segregated" subgroups can in general be expected to show design effects approximately equal to the design effects for the

total sample.

After the data in Figure B-1 were plotted and the form of the main function (indicated by the solid line) was determined, DEFT values for drug use measures (material in Section B of all forms) were checked. It was found that the DEFTs for only two drug categories, alcohol and marijuana, exceeded the values indicated by the function; accordingly, adjustment factors were developed for these two drugs (1.6 and 1.35, respectively).

Confidence Intervals for Differences between Two Percentages. Our procedure here was directly parallel to that followed in determining confidence intervals for single percentages. DEFT values for the differences between 1976 and 1977 percentages were computed using virtually the same set of items as used earlier. Also computed were mean DEFT values for comparisons in the same year between subgroups such as males and females, those who did and did not plan to complete four years of college, blacks and whites, pairings of regions, and pairings of drug use groups. It was found that, for any given level of N , the mean DEFT values for subgroup comparisons were quite similar to the mean DEFT values for one-year trends; accordingly, all of these mean DEFTs were included in Figure B-2, which plots mean DEFTs for differences between percentages. In this figure, as in Figure B-1, the strong relationship was evident between mean DEFTs and the numbers of cases in the two groups being compared. This relationship can be very closely approximated by the function $\text{DEFT} = \sqrt{1.3 + 0.000075N}$ (which can also be stated as $\text{DEFF} = 1.3 + 0.000075N$), where $N = 2N_1N_2/N_1 + N_2$.

It was expected on grounds of sampling theory that, as we found earlier, the function that fit most differences between percentages would not fit differences involving regions and differences involving blacks. In fact, the data indicated that some adjustment is necessary for black-white comparisons using data from all five forms and, also, for comparisons as well as trends involving any region. We have not tried to show those adjustments in Figure B-2, but the several values involved are shown in the guidelines to Table A-2.

It was also expected on the grounds of sampling theory that trends across an interval of two or more years would show somewhat higher values of DEFT than one-year trends. It turned out that this was true only for data from all five forms; data based on one form only did not show significantly

*The five-form data consisted of C section material, excluding those variables related to region, urbanicity, and/or socioeconomic level.

Figure B-1
Design Effects for Single Percentages

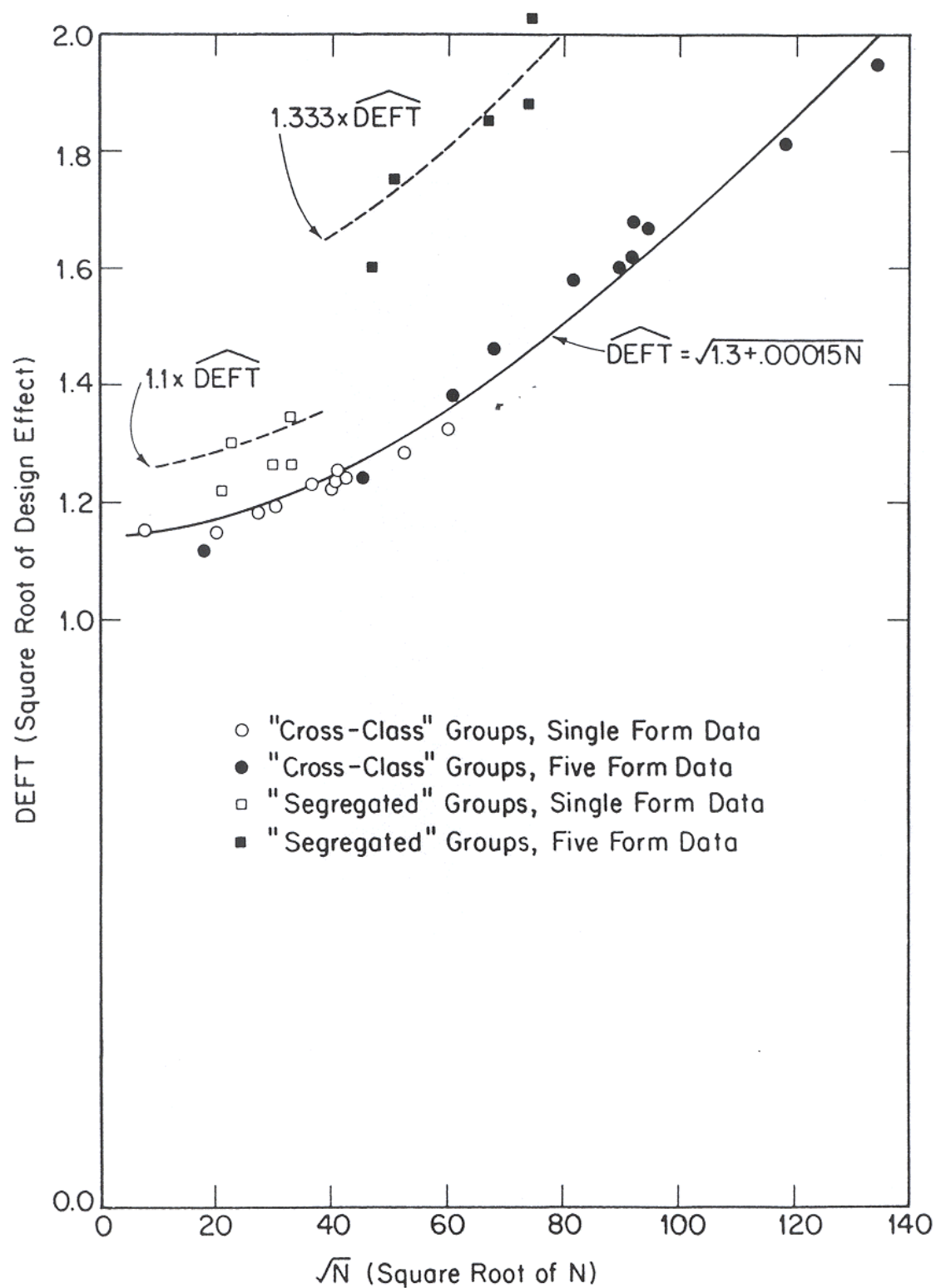
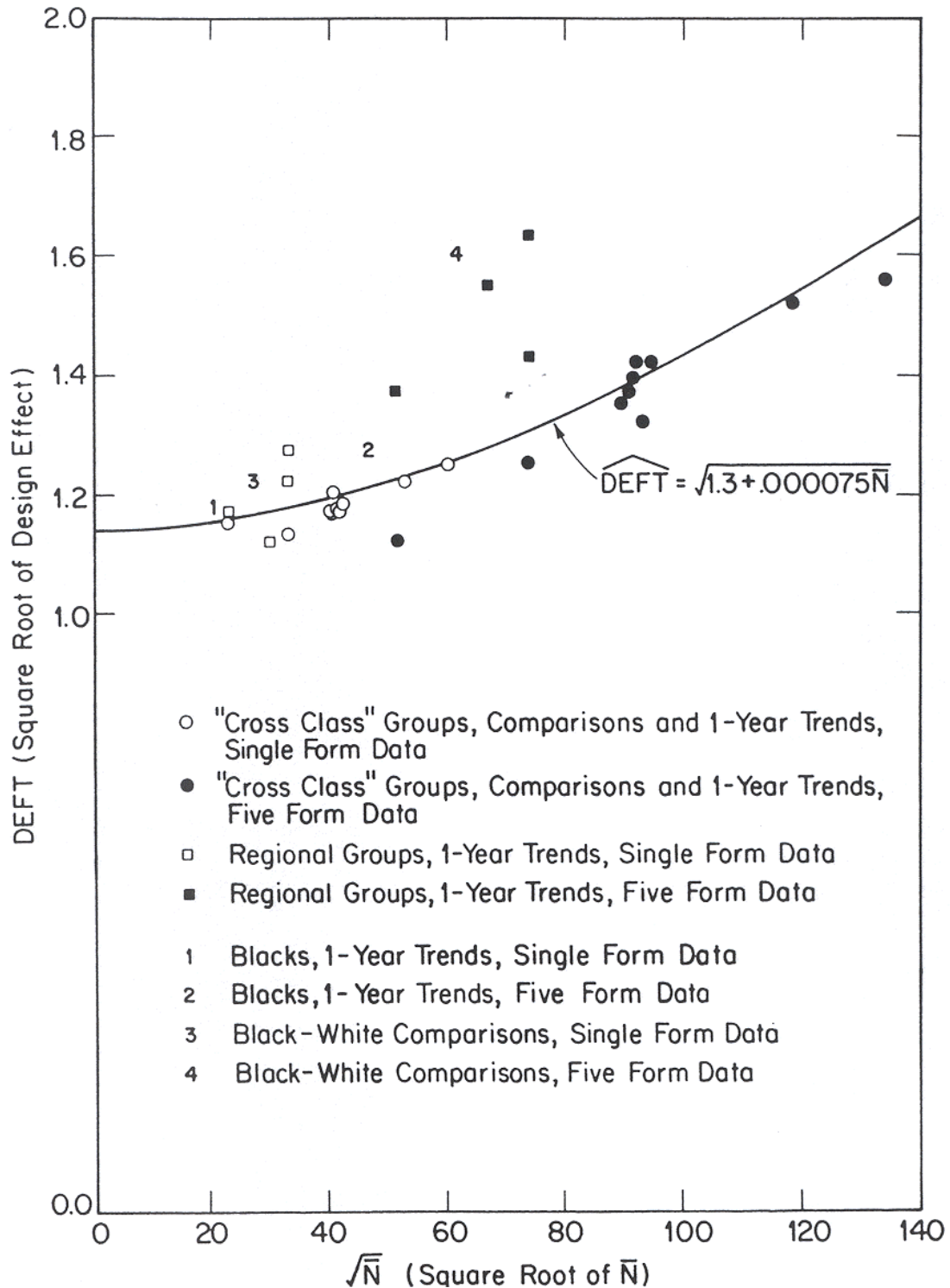


Figure B-2
Design Effects for Differences between Percentages



higher values. The adjustment factors for trends involving five forms over two or more years are shown in Table A-2.

Use of Weighted Numbers of Cases in Entering Confidence Interval Tables. We should mention in passing that the recommendations for using the tables in Appendix A indicated that *weighted N* values should be used. The computer program that generated our design effect statistics makes use of weights in calculating percentages and actual sampling variances. But in computing the DEFF ratio, defined as the actual sampling variance divided by the expected sampling variance from a simple random sample with the same number of elements, the program makes use of the *unweighted* numbers of cases to determine "the same number of elements." Since the mean weights used in the 1975, 1976, and 1977 data tables are slightly lower than 1.0, this means that when entering the tables in Appendix A with weighted data from those years, one is being very slightly "conservative" (slightly reduced risk of a Type 1 error; slightly increased risk of a Type 2 error). It is important to realize that if one took the trouble to make corrections for this "conservatism," the correction would rarely be as great as multiplying the Table A-1 and Table A-2 entries by a factor of about 0.95; and, in the large majority of cases, the correction would involve multiplying by a factor of about 0.98. We find such discrepancies to be trivially small, particularly when compared with what Kish et al. (1976, p. 12) describe as the "heroic simplifications" required in some of the steps leading to general purpose tables of design effects and confidence intervals.

Before the 1978 data tables were produced, we had come to realize the advantages in having weighted values that averaged 1.0; accordingly, beginning with the 1978 data, the weighted *N* values in the tables do approximate the actual numbers of cases quite closely. But it was impractical to redo the 1975 through 1977 data tables to incorporate this refinement. Another alternative would have been to employ slightly different versions of Tables A-1 and A-2, containing slightly different confidence intervals for each of those three years; however, we felt that such an approach could introduce confusion when cross-year comparisons were made. Thus, we opted for the solution that seems to us to be most simple and manageable, even though it involves the slight degree of "conservatism" noted above. For readers

who find this solution undesirable, we have included Table B-1, which presents weighted and unweighted *N*s for the various subgroups for each year. Table B-1 contains *N*s for all five forms (except for 1975, which shows *N*s for Forms 2 through 5). Thus, readers who wish to avoid the slight "conservatism" (and also to be more precise for subgroups in 1978 and later whose average weight is not exactly 1.0) may determine the unweighted *N*s. Some correction for missing data should be made in this case; this can be accomplished by calculating the percentage of missing data (using the weighted *N*s from the data table and the weighted *N* from Table B-1) and adjusting the unweighted *N* accordingly. These adjusted unweighted *N*s can then be used in Appendix A.

Further Applications of These Design Effects and Sampling Errors

One of the reasons for providing the above review of the factors influencing design effects and confidence intervals, and the procedures used in computing our confidence interval tables, is to provide sufficient background and data to permit the interested reader to go beyond the material provided in Appendix A. In this section we consider two specific extensions, the calculation of levels of "statistical significance" higher than 95 percent and the computation of means and their confidence intervals.

Calculating Confidence Intervals for Higher Levels of Statistical Significance. The entries contained in Tables A-1 and A-2 provide the 95 percent confidence level (also referred to as the .05 level of significance). These entries were computed by multiplying the standard error (square root of sample variance) by a factor of 1.96. The 99 percent confidence interval (.01 level of significance) uses a factor of 2.58 standard errors, and the 99.9 percent confidence interval (.001 level of significance) uses a factor of 3.29 standard errors. To convert the entries in Tables A-1 and A-2 to these higher levels, it is necessary only to multiply the entries by the appropriate constant shown below (keeping in mind that any other adjustments required in the tables must also be applied):

Confidence Interval	Significance Level	Multiply Entries by the Following:
99.0%	.01	2.58/1.96 = 1.32
99.9%	.001	3.29/1.96 = 1.68

Table B-1
Sample Sizes (Unweighted and Weighted) in Subgroups by Year

	Number of Cases																			
	Class of 1975*		Class of 1976		Class of 1977		Class of 1978		Class of 1979		Class of 1980		Class of 1981		Class of 1982		Class of 1983		Class of 1984	
	Unwtd.	Wtd.	Unwtd.	Wtd.	Unwtd.	Wtd.	Unwtd.	Wtd.	Unwtd.	Wtd.	Unwtd.	Wtd.	Unwtd.	Wtd.	Unwtd.	Wtd.	Unwtd.	Wtd.	Unwtd.	Wtd.
Total Sample	12,627	12,108	16,678	15,138	18,436	15,830	18,924	18,916	16,662	16,662	16,524	16,524	18,267	18,267	18,348	18,348	16,947	16,947	16,499	16,499
Sex:																				
Male	5,799	5,571	7,999	7,241	8,449	7,358	8,603	8,779	7,889	7,778	7,935	7,744	8,775	8,725	8,979	8,828	8,106	8,074	7,653	7,800
Female	6,371	6,100	7,924	7,257	9,188	7,850	9,416	9,266	8,139	8,232	7,874	8,078	8,752	8,865	8,610	8,788	8,160	8,227	8,144	8,029
Race:																				
White	**	**	12,933	11,796	13,818	12,240	14,663	14,847	13,432	13,299	12,894	12,846	13,625	13,985	13,753	13,887	12,697	12,806	12,223	12,337
Black	**	**	1,806	1,716	2,500	1,938	2,205	2,096	1,617	1,742	1,939	2,098	2,495	2,265	2,203	2,080	2,191	2,067	2,281	2,244
Region:																				
Northeast	3,014	2,695	4,034	3,570	4,760	3,959	4,841	4,607	3,926	4,016	4,281	3,877	4,269	4,290	4,719	4,741	4,130	4,056	3,658	3,387
North Central	3,951	3,832	5,098	4,687	5,697	4,758	5,576	5,411	5,385	4,874	4,340	4,873	5,069	5,484	5,223	5,383	4,245	4,784	4,018	4,612
South	3,366	3,857	4,177	4,597	4,908	4,820	5,566	6,292	4,713	5,055	4,667	5,049	5,513	5,600	5,191	5,551	5,522	5,434	5,726	5,568
West	2,296	1,724	3,369	2,284	3,071	2,294	2,941	2,605	2,638	2,717	3,236	2,726	3,416	2,893	3,215	2,672	3,050	2,673	3,097	2,932
College Plans:																				
Complete 4 years	**	**	7,963	6,994	8,933	7,407	9,264	8,844	8,571	8,203	9,191	8,658	10,256	9,878	9,851	9,360	9,342	9,062	9,114	9,103
None or under 4 years	**	**	7,179	6,877	7,764	7,048	7,857	8,413	6,715	7,063	5,995	6,578	6,486	7,008	6,971	7,507	6,214	6,555	6,002	6,124
Illicit Drug Use:																				
None	4,329	4,400	6,532	6,091	6,672	5,878	6,400	6,595	5,426	5,654	5,322	5,591	5,954	6,148	6,157	6,328	6,001	6,082	6,124	6,199
Marijuana only	2,044	1,894	3,950	3,457	4,955	4,050	5,354	5,214	4,756	4,610	4,480	4,357	4,313	4,179	4,127	4,040	3,657	3,599	3,585	3,529
Few pills	1,163	1,113	1,942	1,736	2,173	1,813	2,329	2,304	2,171	2,168	2,150	2,104	2,297	2,306	2,449	2,439	2,308	2,315	2,198	2,196
More pills	2,157	1,989	3,427	2,987	3,857	3,266	3,906	3,885	3,622	3,543	3,873	3,760	4,972	4,925	4,896	4,839	4,333	4,306	3,946	3,936
Any heroin	231	216	319	268	321	280	289	302	193	186	186	180	183	189	212	210	210	206	206	207

NOTE: The sample sizes for questions on a single form are approximately one-fifth of the Ns given above for 1975-88 and one-sixth of the Ns given above for 1989 and later.

*The number of cases shown for 1975 is based on Forms 2 through 5 only, because the data from Form 1 are intentionally not included in tabulations based on drug and demographic items that appeared in all forms.

**Missing data problems were severe for race and college plans in 1975; accordingly, these data have been excluded from all tables in the 1975 report.

Table B-1 (cont.)
Sample Sizes (Unweighted and Weighted) in Subgroups by Year

	Number of Cases																			
	Class of 1985		Class of 1986		Class of 1987		Class of 1988		Class of 1989		Class of 1990		Class of 1991		Class of 1992		Class of 1993		Class of 1994	
	Unwtd.	Wtd.	Unwtd.	Wtd.	Unwtd.	Wtd.	Unwtd.	Wtd.	Unwtd.	Wtd.	Unwtd.	Wtd.	Unwtd.	Wtd.	Unwtd.	Wtd.	Unwtd.	Wtd.	Unwtd.	Wtd.
Total Sample	16,502	16,502	15,713	15,713	16,843	16,843	16,795	16,795	17,142	17,142	15,676	15,676	15,483	15,483	16,251	16,251	16,763	16,763	15,929	15,929
Sex:																				
Male	7,620	7,776	7,231	7,261	7,843	7,912	8,039	7,861	8,387	8,156	7,799	7,862	7,625	7,617	7,428	7,582	7,484	7,708	7,015	7,095
Female	8,287	8,164	7,843	7,855	8,373	8,340	8,170	8,342	8,223	8,471	7,280	7,241	7,233	7,277	8,114	8,053	8,459	8,310	8,104	8,075
Race:																				
White	12,162	12,291	11,311	11,713	12,290	12,478	12,011	12,051	12,235	12,250	11,191	11,410	10,222	10,754	10,721	11,029	10,985	11,274	10,473	10,786
Black	2,195	1,995	1,901	1,649	1,760	1,708	2,156	2,063	2,074	2,038	1,567	1,614	1,951	1,757	2,527	2,244	2,249	2,045	1,789	1,761
Region:																				
Northeast	3,615	3,878	3,433	3,720	3,875	3,611	3,706	3,348	3,728	3,305	3,225	3,358	3,321	2,862	3,462	2,887	3,278	2,848	3,073	2,807
North Central	4,612	4,516	4,392	4,440	4,664	4,489	4,892	4,435	4,352	4,589	4,125	4,284	4,184	4,089	4,711	4,529	4,667	4,717	4,002	4,124
South	5,263	5,028	4,910	4,855	5,035	5,431	4,712	5,753	5,599	6,255	4,946	5,262	4,773	5,330	5,105	5,787	4,937	5,902	5,166	5,861
West	3,012	3,079	2,978	2,698	3,269	3,313	3,485	3,260	3,463	2,992	3,380	2,773	3,205	3,202	2,973	3,048	3,881	3,296	3,688	3,138
College Plans:																				
Complete 4 years	9,592	9,448	9,655	9,291	10,791	10,465	11,118	10,774	11,357	11,108	10,461	10,245	10,524	10,402	11,445	11,339	11,832	11,731	11,460	11,226
None or under 4 years	5,588	5,770	4,855	5,277	4,737	5,135	4,464	4,822	4,560	4,889	4,075	4,332	3,879	4,089	3,513	3,813	3,491	3,780	3,221	3,542
Illicit Drug Use:																				
None	6,401	6,412	6,491	6,535	7,035	7,188	7,411	7,606	8,195	8,253	7,916	8,006	8,443	8,464	9,393	9,441	9,272	9,373	8,260	8,395
Marijuana only	3,541	3,449	3,228	3,125	3,569	3,514	3,688	3,605	3,458	3,374	2,975	2,901	2,724	2,657	2,578	2,523	2,834	2,720	3,001	2,863
Few pills	2,228	2,264	2,147	2,223	2,138	2,142	2,131	2,133	2,071	2,057	1,857	1,872	1,714	1,742	1,698	1,757	1,776	1,829	1,734	1,762
More pills	3,737	3,802	3,261	3,264	3,501	3,410	3,001	2,896	2,832	2,889	2,390	2,380	2,085	2,128	1,975	1,974	2,252	2,281	2,248	2,259
Any heroin	196	193	160	161	189	203	186	186	224	222	185	194	141	141	184	199	185	187	188	185

NOTE: The sample sizes for questions on a single form are approximately one-fifth of the Ns given above for 1975-88 and one-sixth of the Ns given above for 1989 and later.

Table B-1 (cont.)
Sample Sizes (Unweighted and Weighted) in Subgroups by Year

	Number of Cases																			
	Class of 1995		Class of 1996		Class of 1997		Class of 1998		Class of 1999		Class of 2000		Class of 2001		Class of 2002		Class of 2003		Class of 2004	
	Unwtd.	Wtd.	Unwtd.	Wtd.	Unwtd.	Wtd.	Unwtd.	Wtd.	Unwtd.	Wtd.	Unwtd.	Wtd.	Unwtd.	Wtd.	Unwtd.	Wtd.	Unwtd.	Wtd.	Unwtd.	Wtd.
Total Sample	15,876	15,876	14,823	14,823	15,963	15,963	15,780	15,780	14,056	14,056	13,286	13,286	13,304	13,304	13,544	13,544	15,200	15,200	15,222	15,222
Sex:																				
Male	7,211	7,293	6,687	6,806	7,215	7,269	7,105	7,286	6,410	6,485	5,901	5,991	5,911	5,962	6,029	5,992	6,753	6,736	6,922	6,987
Female	7,935	7,891	7,334	7,261	7,781	7,793	7,798	7,618	6,901	6,804	6,477	6,492	6,499	6,543	6,560	6,679	7,506	7,554	7,370	7,357
Race:																				
White	10,744	11,012	9,133	9,890	9,434	10,210	9,781	10,280	9,180	9,499	8,123	8,447	7,780	8,187	8,320	8,396	9,403	9,722	9,644	10,168
Black	1,771	1,693	2,221	1,719	2,420	2,001	1,947	1,885	1,793	1,692	2,027	1,707	1,815	1,567	1,490	1,443	1,809	1,739	1,632	1,606
Region:																				
Northeast	3,358	2,881	4,032	3,122	3,940	3,405	3,358	2,952	3,012	2,572	3,052	2,616	3,314	2,591	3,219	2,641	2,968	3,210	3,085	3,226
North Central	3,476	4,380	3,132	3,878	3,639	4,249	3,535	3,948	3,352	3,668	3,359	3,252	2,751	3,753	3,511	3,407	3,852	3,687	3,718	3,977
South	6,069	5,593	5,146	5,345	5,704	5,469	5,682	5,928	5,108	5,108	4,665	4,687	4,540	4,300	4,201	4,534	5,115	5,212	4,808	5,207
West	2,973	3,022	2,513	2,479	2,680	2,839	3,205	2,952	2,584	2,708	2,210	2,732	2,699	2,659	2,613	2,961	3,265	3,092	3,611	2,813
College Plans:																				
Complete 4 years	11,605	11,396	10,740	10,954	11,347	11,226	11,499	11,260	10,550	10,344	9,753	9,471	9,775	9,678	10,077	9,908	11,352	11,229	11,351	11,178
None or under 4 years	3,043	3,351	2,825	2,746	3,094	3,342	2,891	3,157	2,570	2,848	2,212	2,654	2,319	2,563	2,172	2,492	2,601	2,856	2,683	2,934
Illicit Drug Use:																				
None	7,890	7,996	6,996	7,101	7,121	7,054	7,008	7,024	6,196	6,206	5,965	5,917	5,988	5,941	6,102	6,120	7,158	7,207	7,222	7,191
Marijuana only	3,329	3,255	3,402	3,254	3,868	3,835	3,865	3,818	3,555	3,483	3,284	3,210	3,204	3,195	3,177	3,050	3,536	3,456	3,369	3,347
Few pills	1,731	1,756	1,564	1,654	1,711	1,708	1,693	1,710	1,461	1,467	1,277	1,348	1,369	1,420	1,356	1,383	1,473	1,459	1,455	1,494
More pills	2,273	2,247	2,142	2,149	2,420	2,532	2,419	2,443	2,189	2,252	1,964	2,056	2,073	2,121	2,134	2,238	2,302	2,379	2,410	2,476
Any heroin	259	250	264	263	315	320	299	301	282	283	287	316	224	236	216	219	230	224	220	219

NOTE: The sample sizes for questions on a single form are approximately one-fifth of the Ns given above for 1975-88 and one-sixth of the Ns given above for 1989 and later.

Computing Means and Their Confidence Intervals. Many of the questionnaire items included in this volume have ordinal response scales (e.g., agree, mostly agree, neither, mostly disagree, disagree), and it is often the case that a survey analyst will be willing to treat such scales as if they involved equal intervals. In such cases, means and standard deviations are more "efficient" in their use of information than are dichotomies that yield a single percentage or a pair of percentages (e.g., those who respond "agree" or "mostly agree" vs. all others). It is a relatively straightforward matter to compute means and standard deviations for the total sample or any of the subgroups treated in this volume. The problem, then, is to be able to specify confidence intervals for the means or for the differences between pairs of means. In the case of simple random samples, one needs only the means, standard deviations (or variances), and numbers of cases in order to compute confidence intervals. But in complex samples such as the present one, it is also necessary to take account of design effects. If an estimate of design effect is available, one of the simplest procedures to follow is to divide the actual numbers of cases by the design effect (thereby "depreciating" the actual number to its equivalent value in simple random sample terms) and then employ the standard statistical procedures that have been developed for application to simple random samples. Thus, for example, if the design effect (DEFF) for a sample of 18,000 were 4, then one could divide the 18,000 by 4 and the result, 4,500, could be entered as the value of " N " in statistical tables and formulas designed for use with simple random samples. To take another example, if one were comparing means based on two subgroups, each involving about 9,000 cases, and if the DEFF (for both subgroups) was 2, then one could compute the significance of the difference between the two means as if the N for each group were 4,500 (i.e., 9,000 divided by 2).

In short, the strategy involves dividing the actual number of cases by the appropriate DEFF in order to get a "simple random sampling equivalent N " or, more simply, an "effective N " for use in statistical procedures designed for random samples.

Design Effects for Use in Computing "Effective N s." In order to employ the strategy outlined

above, one must have estimates of design effects that are judged to be appropriate for one's purposes. In the case of means based on the percentages reported in this volume, we are confident (based on personal communications with Kish) that it is appropriate to use the same DEFF values as were used in developing Tables A-1 and A-2. For other, more complex statistics, we cannot make the same assertion, although it is generally the case that design effects for such statistics are not larger than those for means and percentages (Frankel, 1971; Kish and Frankel, 1970).

In Table B-2 we provide guidelines for computing DEFF values for single percentages (or means) and for differences between two percentages (or means). For reasons discussed elsewhere in this appendix, we must provide for different (and somewhat higher) DEFFs for "segregated" subgroups (regional subgroups and sometimes also blacks) and for trends over two or more years (in contrast to one-year trends). And in all instances, of course, the DEFF values are very much influenced by the average size of sampling clusters, which is always dependent on the number of cases (N). Accordingly, all of the design effect formulas in Table B-2 require computations that take account of N . (It should also be noted that the formulas in Table B-2 correspond exactly to the values of design effects and adjustment factors used in Tables A-1 and A-2 in Appendix A.)

A Concluding Note. In their very useful paper dealing with sampling errors for fertility surveys, Kish et al. (1976) commented that some of the methods they used "emerged after several false starts." They went on to say that the volume and diversity of the data they were dealing with "presented new challenges and opportunities." And they added, "Our methods are subject to further developments and modifications, and we invite participation and suggestions" (p. 10). Our own attempts to apply the methods of Kish and his colleagues to the data reported in this volume have been challenged by the diversity of the data, have involved several false starts, and, we hope, are subject to further developments and modifications. We invite readers to offer their suggestions, and we also encourage readers to inquire about further work that we and/or others may carry out during the coming months and years.

Table B-2
Guidelines for Computing Design Effects (DEFFs) for
Percentages and Means Derived from Monitoring the Future Samples

Definitions	
DEFF (design effect) = $\frac{\text{estimated sampling variance}}{\text{expected sampling variance from simple random sample with same number of elements}}$	
N = number of respondents on whom a single percentage or mean is based	
$\bar{N} = 2N_1N_2/(N_1 + N_2)$, for use in comparisons of two percentages or means, based on two groups of sizes N_1 and N_2	
Design Effect Formulas	
1. For single percentages or means involving . . .	
a. Regional subgroups or blacks	
DEFF for single-form data	$(1.3 + 0.00015N)(1.21)$
DEFF for five-form data	$(1.3 + 0.00015N)(1.78)$
b. All other subgroups or total sample	
DEFF for single-form or five-form data	$1.3 + 0.00015N$
2. For comparisons between . . .	
a. Any two regions	
DEFF for single-form data	$(1.3 + 0.000075 \bar{N})(1.32)$
DEFF for five-form data	$(1.3 + 0.000075 \bar{N})(2.25)$
b. Blacks and whites	
DEFF for single-form data	$1.3 + 0.000075 \bar{N}$
DEFF for five-form data	$(1.3 + 0.000075 \bar{N})(1.56)$
c. Genders, college plans groups, or any two "drug use" subgroups	
DEFF for single-form or five-form data	$1.3 + 0.000075 \bar{N}$
3. For one-year trends involving . . .	
a. Any region	
DEFF for single-form data	$1.3 + 0.000075 \bar{N}$
DEFF for five-form data	$(1.3 + 0.000075 \bar{N})(1.56)$
b. All other subgroups or total sample	
DEFF for single-form or five-form data	$1.3 + 0.000075 \bar{N}$
4. For trends over two or more years involving . . .	
a. Any region	
DEFF for single-form data	$1.3 + 0.000075 \bar{N}$
DEFF for five-form data	$(1.3 + 0.000075 \bar{N})(1.82)$
b. All other subgroups or total sample	
DEFF for single-form data	$1.3 + 0.000075 \bar{N}$
DEFF for five-form data	$(1.3 + 0.000075 \bar{N})(1.32)$

Appendix C

Questionnaire Covers, Instructions, and Sample Page



This questionnaire is part of a nationwide study of high school seniors, conducted each year by the University of Michigan's Institute for Social Research. The questions ask your opinions about a number of things--the way things are now and the way you think they ought to be in the future. In a sense, many of your answers on the questionnaire will count as "votes" on a wide range of important issues.

If this study is to be helpful, it is important that you answer each question as thoughtfully and frankly as possible. All your answers will be kept strictly confidential, and will never be seen by anyone who knows you.

This study is completely voluntary. If there is any question that you or your parents would find objectionable for any reason, just leave it blank.

In a few months, we would like to mail each of you a summary of the nationwide results from the study. Also, in about a year we would like to mail another questionnaire to some of you, asking how your plans have worked out and what's happening in your lives.

In order to include you in the mailings, we ask for your name and address on a special form at the end of this questionnaire. This form is to be torn out and handed in separately. Once the address form and the questionnaire have been separated, there is no way they can be matched again, except by using a special computer tap at the University of Michigan. The only purpose for that tape is to match a follow-up questionnaire with this one.

Other seniors have said that these questionnaires are very interesting and that they enjoy filling them out. We hope you will too. Be sure to read the instructions on the other side of this cover page before you begin to answer. Thank you very much for being an important part of this project.

INSTITUTE FOR SOCIAL RESEARCH
THE UNIVERSITY OF MICHIGAN
ANN ARBOR, MICHIGAN

INSTRUCTIONS

1. This is not a test, so there are no right or wrong answers; we would like you to work fairly quickly, so that you can finish.
2. All of the questions should be answered by marking one of the answer spaces. If you don't always find an answer that fits exactly, use the one that comes closest. If any question does not apply to you, or you are not sure of what it means, just leave it blank.
3. Your answers will be read automatically by a machine called an optical mark reader. Please follow these instructions carefully:
 - Use only the black lead pencil you have been given
 - Make heavy black marks inside the circles.
 - Erase cleanly any answer you wish to change.
 - Make no other markings or comments on the answer pages, since they interfere with the automatic reading. (If you want to add a comment about any question, please use the space provided below.)

These kinds of markings
will work: ● ● ●

These kinds of markings
will NOT work: ○ ● ○

(THIS SPACE FOR WRITTEN COMMENTS)

WHY YOUR NAME AND ADDRESS?

As we told you earlier, we'd like to send you a summary of the nationwide results of the present study, and in about a year we want to mail a shorter questionnaire to some of you. In order to include you in these follow-ups, we would like to have an address where information will be sure to reach you during the coming year.

HOW IS CONFIDENTIALITY PROTECTED?

- The information on this page will be used ONLY for mailing, and will always be kept separate from your answers. A special Grant of Confidentiality from the U.S. government protects all information gathered in the research project.
- The questionnaire and address pages will be collected separately, sealed immediately in separate envelopes, and sent to two different sites for processing.
- Once a questionnaire and address page have been separated, there is no way they can be matched, except by using a special computer tape at the University of Michigan. That tape contains the two DIFFERENT numbers that appear on the back of this questionnaire. These numbers will be used ONLY to match a follow-up questionnaire with this one.

Before filling out this address page, please separate it from the rest of the questionnaire by FOLDING ALONG THE PERFORATED LINE AND TEARING CAREFULLY.

Please PRINT your name and the address where you can most likely be reached during the coming year.

Mr. _____
Miss _____
Ms. FIRST NAME INITIAL LAST NAME
Mrs. _____
STREET _____
CITY _____
STATE _____
TELEPHONE NO. () - _____
AREA

In case we should have trouble getting mail to you, if you move, please PRINT the name and address of one other person (with a different address than your own) who will know where to reach you in the future. (Examples of such a person: aunt or uncle, older sister or brother, or close friend.)

Mr. _____
Miss _____
Ms. FIRST NAME INITIAL LAST NAME
Mrs. _____
STREET _____
CITY _____
STATE _____
TELEPHONE NO. () - _____
AREA

THANK YOU AGAIN FOR YOUR HELP

PART A

* BEFORE BEGINNING BE SURE YOU HAVE
READ THE INSTRUCTIONS ON THE COVER.

1. Taking all things together, how would you say things are these days—would you say you're very happy, pretty happy, or not too happy these days?

- ③ Very happy
② Pretty happy
① Not too happy

2. Some people think a lot about the social problems of the nation and the world, and about how they might be solved. Others spend little time thinking about these issues. How much do you think about such things?

- ① Never
② Seldom
③ Sometimes
④ Quite often
⑤ A great deal

3. Of all the problems facing the nation today, how often do you worry about each of the following? (Mark one circle for each line.)

- | | Never | Seldom | Sometimes | Often |
|--|-------|--------|-----------|-------|
| a. Chance of nuclear war | ① | ② | ③ | ④ |
| b. Population growth | ① | ② | ③ | ④ |
| c. Crime and violence | ① | ② | ③ | ④ |
| d. Pollution | ① | ② | ③ | ④ |
| e. Energy shortages | ① | ② | ③ | ④ |
| f. Race relations | ① | ② | ③ | ④ |
| g. Hunger and poverty | ① | ② | ③ | ④ |
| h. Using open land for housing or industry | ① | ② | ③ | ④ |
| i. Urban decay | ① | ② | ③ | ④ |
| j. Economic problems | ① | ② | ③ | ④ |
| k. Drug abuse | ① | ② | ③ | ④ |

4. How well do you think your experiences and training (at home, school, work, etc.) have prepared you to be a good...

- | | Poorly | Not So Well | Fairly Well | Well | Very Well |
|------------------------|--------|-------------|-------------|------|-----------|
| a. ...husband or wife? | ① | ② | ③ | ④ | ⑤ |
| b. ...parent? | ① | ② | ③ | ④ | ⑤ |
| c. ...worker on a job? | ① | ② | ③ | ④ | ⑤ |

5. Apart from the particular kind of work you want to do, how would you rate each of the following settings as a place to work? (Mark one circle for each line.)

- | | Not At All Acceptable | Somewhat Acceptable | Acceptable | Desirable |
|--|-----------------------|---------------------|------------|-----------|
| a. Working in a large corporation | ① | ② | ③ | ④ |
| b. Working in a small business | ① | ② | ③ | ④ |
| c. Working in a government agency | ① | ② | ③ | ④ |
| d. Working in the military service | ① | ② | ③ | ④ |
| e. Working in a school or university | ① | ② | ③ | ④ |
| f. Working in a police department or police agency | ① | ② | ③ | ④ |
| g. Working in a social service organization | ① | ② | ③ | ④ |
| h. Working with a small group of partners | ① | ② | ③ | ④ |
| i. Working on your own (self-employed) | ① | ② | ③ | ④ |

6. If you were to get enough money to live as comfortably as you'd like for the rest of your life, would you want to work?

- ① I would want to work
② I would not want to work

References

- Adelson, J. (1970, January 18). What generation gap? *New York Times Magazine*, pp. 1-11.
- Adelson, J. (1979, February). Adolescence and the generation gap. *Psychology Today*, pp. 33-37.
- Bachman, J. G., & Johnston, L. D. (1978). *The Monitoring the Future project design and procedures* (Occasional Paper No. 1). Ann Arbor: Institute for Social Research, The University of Michigan.
- Bachman, J. G., Johnston, L. D., & O'Malley, P. M. (2001). *The Monitoring the Future project after 27 years: Design and procedures* (Occasional Paper No. 54). Ann Arbor: Institute for Social Research, The University of Michigan.
- Bachman, J. G., & O'Malley, P. M. (1981). When four months equal a year: Inconsistencies in students' reports of drug use. *Public Opinion Quarterly*, 45, 536-48.
- Bachman, J. G., & O'Malley, P. M. (1984). Yea-saying, nay-saying, and going to extremes: Are black-white differences in survey results due to response styles? *Public Opinion Quarterly*, 48, 409-27.
- Bachman, J. G., O'Malley, P. M., & Johnston, J. (1978). *Youth in transition: Vol. 6. Adolescence to adulthood – a study of change and stability in the lives of young men*. Ann Arbor: Institute for Social Research, The University of Michigan.
- Bachman, J. G., Wallace, J. M., Jr., O'Malley, P. M., Johnston, L. D., Kurth, C. L., & Neighbors, H. W. (1991). Racial/ethnic differences in smoking, drinking, and illicit drug use among American high school seniors, 1976-1989. *American Journal of Public Health*, 81, 372-77.
- Frankel, M. R. (1971). *Inference from survey samples: An empirical investigation*. Ann Arbor: Institute for Social Research, The University of Michigan.
- Hays, W. L. (1973). *Statistics for the social sciences* (2nd ed.). New York: Holt, Rinehart, & Winston.
- Johnston, L. D. (1973). *Drugs and American youth*. Ann Arbor: Institute for Social Research, The University of Michigan.
- Johnston, L. D., Bachman, J. G., & O'Malley, P. M. (1977). *Drug use among American high school students, 1975-1977*. Washington, D.C.: National Institute on Drug Abuse.
- Johnston, L. D., Bachman, J. G., & O'Malley, P. M. (1979). *Drugs and the class of 1978: Behaviors, attitudes, and recent national trends..* Washington, D.C.: National Institute on Drug Abuse.
- Johnston, L. D., Bachman, J. G., & O'Malley, P. M. (1982). *Student drug use in America, 1975-1981*. Washington, D.C.: National Institute on Drug Abuse.
- Johnston, L. D., O'Malley, P. M., & Bachman, J. G. (1984). *Drugs and American high school students, 1975-1983*. Washington, D.C.: National Institute on Drug Abuse.
- Johnston, L. D., O'Malley, P. M., Bachman, J. G., & Schulenberg, J. E. (2005). *Demographic subgroup trends for various licit and illicit drugs, 1975-2004* (Occasional Paper No. 61). Retrieved from the University of Michigan, Institute for Social Research Web site: <http://www.monitoringthefuture.org/pubs/occpapers/occ61.pdf>
- Johnston, L. D., O'Malley, P. M., Bachman, J. G., & Schulenberg, J. E. (2005). *National survey results on drug use from the Monitoring the Future study, 1975-2004: Vol. 1. Secondary school students*. Washington, D.C.: National Institute on Drug Abuse.
- Johnston, L. D., O'Malley, P. M., Schulenberg, J. E., & Bachman, J. G. (2001). *The aims and objectives of the Monitoring the Future study and progress toward fulfilling them as of 2001* (Occasional Paper No. 52). Ann Arbor: Institute for Social Research, The University of Michigan.
- Kish, L. (1965). *Survey sampling*. New York: John Wiley & Sons.
- Kish, L., & Frankel, M. R. (1970). Balanced repeated replication for standard errors. *Journal of the American Statistical Association*, 65, 1071-94.

- Kish, L., Groves, R. M., & Krotki, K. P. (1976). *Sampling errors for fertility surveys* (Occasional Papers Series No. 17). Voorburg, The Netherlands: International Statistical Institute.
- U.S. Bureau of the Census. (Various years). *Current population reports* (Series P-20, Educational Attainment in the United States). Washington, D.C.: U.S. Government Printing Office.
- Wallace, J. M., Jr., Bachman, J. G., O'Malley, P. M., Johnston, L. D., Schulenberg, J. E., & Cooper, S. M. (2002). Tobacco, alcohol, and illicit drug use: Racial and ethnic differences among U.S. high school seniors, 1976–2000. *Public Health Reports*, 117 (Supplement 1), S67–S75.
- Wallace, J. M., Jr., Bachman, J. G., O'Malley, P. M., Schulenberg, J. E., Cooper, S. M., & Johnston, L. D., (2003). Gender and racial/ethnic differences in smoking, drinking, and illicit drug use among American secondary school students, 1976–2000. *Addiction*, 98, 225–34.
- Wallace, J. M., Jr., Forman, T. A., Guthrie, B. J., Bachman, J. G., O'Malley, P. M., & Johnston, L. D., (1999). The epidemiology of tobacco, alcohol, and other drug use among African American youth. *Journal of Studies on Alcohol*, 60(6), 800–9.