



monitoring the future

**questionnaire responses from the
nation's high school seniors**

2005

Lloyd D. Johnston, Jerald G. Bachman, and
Patrick M. O'Malley

monitoring the future

**questionnaire responses from the
nation's high school seniors**

2005

Lloyd D. Johnston, Jerald G. Bachman, and
Patrick M. O'Malley

Survey Research Center • Institute for Social Research
The University of Michigan
Ann Arbor, Michigan

ISSN 0190-9185
ISBN 0-87944-187-9
Library of Congress Catalog Card Number 79-640937

Copyright 2006 by the University of Michigan,
All rights reserved

Published in 2006 by:
Institute for Social Research,
The University of Michigan, Ann Arbor, Michigan

6 5 4 3 2 1

Printed in the United States of America

Table of Contents

Preface	v
Purposes of This Series of Publications	v
A Guide for the Reader	vi
Availability of Archived Data	vii
Other Publications from the Study	vii
Acknowledgments	viii
Introduction	1
The Need for Social Indicators	2
Research Design and Procedures	2
Reasons for Focusing on High School Seniors	2
Sampling Procedures	3
School Recruiting Procedures	4
Advance Contact with Teachers and Students	4
Questionnaire Administrations	5
Procedures for Protecting Confidentiality	5
Content Areas and Questionnaire Design	5
Representativeness and Validity	9
School Participation	9
Student Participation	9
Validity of Self-Report Data	9
Accuracy of the Sample	10
Consistency and the Measurements of Trends	10
Caveats to the Users of the Data	10
Estimation of Sampling Errors	10
Subgroup Definitions	11
Missing Data Notes	11
Characterizing Heroin Users	11
Interpreting Racial Differences	12
A Note on the Questions about Amphetamine Use	14
A Note on the Questions about Alcohol Use	15
A Note on the Questions about the Use of Hallucinogens Other Than LSD and Tranquilizers	15
A Note on the Questions about the Use of Narcotics Other Than Heroin	15
Descriptive Results	17
Introduction to the Table Format and Conventions	17
Definitions of Column Headings	17
Table Contents	18
Questionnaire Forms 1 through 6	20
Section C (All Forms): Demographic Variables, Family Background, etc.	20
Section B (All Forms): Drug Use	29
Questionnaire Form 1	43
Section A	43

Section B (Detailed Drug Use)	53
Section D	93
Questionnaire Form 2	103
Section A	103
Section D	117
Section E	123
Questionnaire Form 3	136
Section A	136
Section D	151
Section E	154
Questionnaire Form 4	164
Section A	164
Section D	177
Section E	184
Questionnaire Form 5	190
Section A	190
Section D	205
Section E	211
Questionnaire Form 6	220
Section A	220
Section B	231
Section D	237
Cross-Time Index of Questionnaire Items, 1976-2005	253
Introduction to the Indexing Conventions	253
Definitions of Column Headings	253
Question Index	262
Appendices	359
Appendix A: Sampling Error Estimates and Tables	359
Appendix B: Procedures Used to Derive Design Effects and Sampling Errors	369
Appendix C: Questionnaire Covers, Instructions, and Sample Page	383
References	387
Tables	
Table 1: Sample Sizes and Student Response Rates	4
Table 2: Measurement Content Areas	6
Table 3: Prevalence of Drug Use Question Numbers by Questionnaire Form, 2005	7
Table 4: Subject Area Key	256
Table A-1: Confidence Intervals (95% Level) around Percentage Values	363
Table A-2: Confidence Intervals for Differences between Two Percentages (95% Confidence Level)	365
Table B-1: Sample Sizes (Unweighted and Weighted) in Subgroups by Year	377
Table B-2: Guidelines for Computing Design Effects (DEFFs) for Percentages and Means Derived from Monitoring the Future Samples	382
Figures	
Figure 1: Guide to Table Format	19
Figure 2: Guide to Cross-Time Index	255
Figure B-1: Design Effects for Single Percentages	374
Figure B-2: Design Effects for Differences Between Percentages	375

Preface

This volume is the latest in a series that presents descriptive statistical results from a national survey of young people entitled *Monitoring the Future: A Continuing Study of the Lifestyles and Values of Youth*. Each year, the study surveys a large sample of high school seniors, located in approximately 130 schools nationwide and drawn to be representative of all seniors in the coterminous United States.

The first four volumes in this series, dealing with the high school classes of 1975, 1976, 1977, and 1978, were published simultaneously early in 1980. Additional volumes appear on an annual basis. The most important contribution of this series is likely to be the opportunity it provides for the exploration of trends, a process that obviously involves the use of several different volumes. With that in mind, we have kept the format highly consistent from one volume to another, and we have developed an index (described below) that should facilitate the process of matching data across years. It should be noted that the volume presenting 1975 data is different from the others in several respects.*

Although we designed the volumes to fit together as a series, we also saw distinct advantages in having each volume able to stand alone—to be usable without reference to any of the others. For that reason, the introductory material on research design and questionnaire content, the instructions for accessing the data tables, and the appendices on sampling errors are all included in each volume. Thus, the small price we pay for making each volume self-contained is that much of the text portion is repeated each year.

Purposes of This Series of Publications

Monitoring the Future, which is conducted by the University of Michigan's Institute for Social Re-

search and receives its core funding from the National Institute on Drug Abuse, is an unusually comprehensive research project in several respects: surveys are conducted annually on an ongoing basis; the samples are large and nationally representative; and the subject matter is very broad, encompassing some 1,400 variables per year. Many people—scholars, policy makers, educators, and so on—will have an interest in the results.

The principal investigators are already writing for a number of these audiences and will continue to do so. Because of the limitations in our own time, interests, and expertise, however, there is an enormous amount of valuable information that may never be utilized if the initiative to digest and disseminate all of it must come from us alone. Further, since the project is in part a social indicator series, its value rests to a considerable degree on *timely* dissemination of the results. For these reasons, we wish to share the study's results with others in a number of fields on a rapid and regular basis. We have chosen to provide two major and complementary vehicles for doing this: (a) these annual reference volumes of descriptive results and (b) machine-readable data archives for direct analysis by others.

We believe that many potential users who would not mount the effort required to conduct computer analyses of archived data will be able to get most of what they want from these volumes of descriptive results. The user of any one of these volumes can estimate—usually with considerable accuracy—a wide variety of characteristics of the high school class described in that volume. To take just one example, the user of the 1994 volume can ascertain that 30.7 percent of seniors in the high school class of 1994 reported using marijuana at least once during the preceding year. Further, by utilizing

*The 1975 volume does not include comparison data for African American and white subgroups, nor does it include data for the subgroups who did and did not plan to complete four years of college. Also, somewhat fewer questionnaire items appear than in the other volumes. These restrictions are the result primarily of missing data problems that occurred only in the 1975 survey. In most respects, however, those seeking to compare different classes of high school seniors will find the 1975 data useful.

two or more of these volumes, the reader can describe recent trends in any such characteristic. To continue with the same example, the volume describing the high school class of 1975 indicates that 40.0 percent of these seniors reported marijuana use during the preceding year; and when that is combined with the data from the intervening years, the reader is able to discern a steady increase between 1975 and 1979 (50.8 percent of that class reported having used marijuana at least once in the preceding year) and a subsequent steady decrease, through 1992, to below the 1975 level. Between 1992 and 1997, there was an increase in marijuana use; from 1997 to 2005, there was a decline. The figures for the years 1975 to 2005 are:

	%		%		%		%
1975	40.0	1983	42.3	1991	23.9	1999	37.8
1976	44.5	1984	40.0	1992	21.9	2000	36.5
1977	47.6	1985	40.6	1993	26.0	2001	37.0
1978	50.2	1986	38.8	1994	30.7	2002	36.2
1979	50.8	1987	36.3	1995	34.7	2003	34.9
1980	48.8	1988	33.1	1996	35.8	2004	34.3
1981	46.1	1989	29.6	1997	38.5	2005	33.6
1982	44.3	1990	27.0	1998	37.5		

A similar examination of trends can be carried out for about 1,400 different variables dealing with a wide variety of subject areas (listed in Table 2 of the Introduction). A simple indexing system (described below) has been developed that makes it quite straightforward for the reader wishing to do trend analyses to locate the results for a given question for any year of the study. The index in the present volume lists the location of all items included in the surveys from 1976 onward, as well as most items included in 1975.

Analyses such as those illustrated above need not be limited to the total sample. The data provided in these volumes also permit examination of a variety of subgroups (e.g., males, females, those from different regions, and those with different levels of drug use experience).

We recognize that providing ready access to essentially undigested data carries certain risks, particularly the risk of mistaken interpretations based on inadequate controls, lack of awareness of sample limitations, etc. More than offsetting the risks, in our view, are the advantages of prompt and widespread dissemination of these nationally representative survey indicator data. Although we

are unable to eliminate the risks, we hope to reduce them by providing the reader with an extensive list of caveats presented at the end of the Introduction section. We ask all who use the data to read these caveats carefully and take them seriously.

A Guide for the Reader

This volume is divided into three main parts: (1) the introductory section, (2) the section giving the descriptive results from the current year's survey, and (3) the cross-time item reference index.

Introductory Section. The introduction contains a description of the study—its purposes, major content areas, design, field procedures, response rates, and methods of publication and data dissemination. Since most of this material remains unchanged from year to year, anyone having read another of the volumes may wish to skim this section. We do, however, suggest reviewing the caveats, located at the end of the introductory section, which deal with interpreting and extrapolating from these data.

Descriptive Results Section. In this section, all questions contained in this year's survey are presented along with percentagized frequency distributions of answers for the entire sample and for selected subgroups. The questions in this section are organized according to the number of the questionnaire form in which they were contained (Forms 1 through 5 in 1975–88 and Forms 1 through 6 in 1989 on) and according to the order in which the questions occurred. There is one important exception, however. A major segment of questions common to all forms of the questionnaire (dealing with drug use, background characteristics, and some other subjects) is presented only once, at the beginning of the Descriptive Results section, using the data from respondents on all forms. Table 3 (Prevalence of Drug Use Question Numbers by Questionnaire Form, 2005), in the Introduction to this volume, lists the form and question numbers of all prevalence of drug use questions appearing in the Descriptive Results section.

The first portion of the Descriptive Results section contains detailed definitions of all subgroups for whom data are presented. It also describes the statistical conventions used in generating the tables.

Cross-Time Index of Questionnaire Items. Beginning with the 1982 volume, this index is ordered by subject area. (It was ordered by item

reference number prior to 1982.) The index is intended to serve two purposes.

First, it should be useful in locating items dealing with a subject area of interest. The subject area key at the beginning of the cross-time item index shows the alphanumeric code assigned to various subject areas (e.g., “politics” or “work and leisure”). Having selected a subject area of interest, one can then go to that section of the index to locate all questions in any of the surveys that deal with that subject. (The procedure is slightly different in volumes prior to 1982, as described in those volumes.) To locate the results for any given question in this volume, simply look in column two of the item index for its page location.

The cross-time index can also be used to determine in which other years an item was used and where to locate it. If, in reviewing the Descriptive Results section, one locates an interesting item and would like to know in which of the other annual surveys of seniors it has appeared, it may be found in the cross-time index by the unique “item reference number” within the relevant subject area. The index will indicate all years in which that same item appeared and show the questionnaire form, section, and item number for each year. This information thus can be used to decide which other volumes in this series might be of relevance; and the same item may be readily located by its reference number in the index of any other volume prior to the 1982 volume and by its subject area and reference number in any volume from 1982 on.

Sampling Appendices. Appendix A is provided for those wishing to determine the confidence limits around a percentage estimate, to test the statistical significance of an observed difference between two groups, or to test the significance of a change from one year to another. It gives the necessary procedures and tables for such tests and provides the appropriate factors by which to correct for the fact that the study makes use of a multi-stage probability sample clustered in a limited number of schools (usually about 130). Appendix B provides further detail on sample design effects and the procedures that were used to derive the sampling error estimates.

Availability of Archived Data

As was mentioned earlier, this series of volumes

is complemented by an archiving of the raw data set for direct analysis by others not associated with the project. The present volumes should be a considerable help to those wishing to access the archived data since they provide a verbatim statement of items and answer categories and, also, because they include basic univariate and bivariate frequency distributions for all items, as well as the missing data rates. The cross-time index of items contained in each of these volumes also provides an efficient way to identify the relevant variables in various content areas, as well as to determine when they were measured and their questionnaire locations. In fact, we hope that the availability of this series will not only facilitate the use of the archived data but actually stimulate interest in their use.

The individual-level data that are summarized in this and previous volumes are available from:

The Substance Abuse and Mental Health Data Archive (SAMHDA)

The Inter-university Consortium for Political and Social Research (ICPSR)

Institute for Social Research

P.O. Box 1248

Ann Arbor, MI 48106-1248

The ICPSR archive makes individual-level data available to interested investigators for analysis. A few variables have been modified or deleted to ensure that the answers of an individual respondent cannot be located through pattern recognition (i.e., using various descriptor variables in combination to make a unique identification). The changed or deleted variables include month of birth, race, and the sampling weight, which adjusts for selection probability. To access the data, see the SAMHDA website at:

<http://www.ICPSR.umich.edu/SAMHDA>

Other Publications from the Study

A number of different forms of publications based on Monitoring the Future data have been developed or are being planned. One series of reports, dealing with trends in drug use and drug-related attitudes and beliefs, is being published by the National Institute on Drug Abuse. The first report in that series, *Drug Use among American High School Students, 1975–1977* (Johnston, Bachman, and O'Malley), was published in late 1977. Subsequent

*Single copies of these reports may be ordered without cost from the National Clearinghouse for Alcohol and Drug Information, P.O. Box 2345, Rockville, MD 20847-2345, 1-800-729-6686, e-mail info@health.org.

reports have been issued annually.* The most recent two-volume report in this series is *National Survey Results on Drug Use from the Monitoring the Future Study, 1975–2005* (Johnston, O'Malley, Bachman, and Schulenberg). As a supplement to the series, Occasional Paper No. 63 presents subgroup trends in substance use graphically. This is available online only. An occasional paper series has been launched by the project. It includes papers on design and methodological issues as well as special substantive analyses and early, and sometimes more detailed, drafts of articles planned for journal publication. Occasional Paper No. 54, "The Monitoring the Future Project after 27 Years: Design and Procedures" (Bachman, Johnston, and O'Malley, 2001), provides a detailed description of the study and its underlying rationale; Occasional Paper No. 52, "Aims and Objectives of the Monitoring the Future Study and Progress toward Fulfilling Them as of 2001" (Johnston, O'Malley, Schulenberg, and Bachman, 2001) provides a description of the study's objectives.

The present series of reference volumes is being published by the Institute for Social Research. A new volume will be added to this series each year.

To request particular papers, reprints, or periodic notification of publications available from the study, write to:

Monitoring the Future, Room 2311
Institute for Social Research
P.O. Box 1248
The University of Michigan
Ann Arbor, Michigan 48106-1248
www.monitoringthefuture.org

Acknowledgments

A great many people have contributed to the launching and development of this research effort.

We are indebted to a number of officials of the National Institute on Drug Abuse and the Special Action Office for Drug Abuse Prevention for their encouragement and advice at the outset—in particular, Richard Bucher, Robert DuPont, William Pollin, and Louise Richards.

Our colleagues at the Institute for Social Research and elsewhere, who shared their insights, and often their most cherished instrumentation, are too numerous to mention; but their contributions are greatly appreciated. To the former director of the Survey Research Center's Sampling Section, Irene Hess, and to her colleagues and her successor, Steven Heeringa, we owe a particular debt for the creativity of the sampling design for the study. The contributions of the SRC Field Section also have been very valuable.

Major contributions to the production of this particular volume were made by staff members Ginger Maggio, Jerome Hiniker, Jane Stanton, and Adam Burke.

The present and former members of the project staff (listed below) have, of course, contributed greatly to the building of this large and complex research series.

Finally, we would like to acknowledge the tens of thousands of high school seniors, their teachers, and their principals, whose cooperation and generous contributions of time make the Monitoring the Future project possible.

Lloyd D. Johnston
Jerald B. Bachman
Patrick M. O'Malley

Present and Former Members of the Project Staff

Donna Ando	Maureen Ferrell	Regina Lombard	Barbara Renaud
Margaret Bailey	Marjorie Fisher	Mary Lutz	Nicole Ridenour
Dawn Bare	Michael Fisher	Elaine Maggio	Nancy Robinson
Ellen Berger	Tyrone Forman	Ginger Maggio	Willard Rodgers
Stephen Berry	Alisa Foster	Oksana Malanchuk	Don Rubinstein
Mary Lou Bewley	Randy Franzoi	Gloria Martinez	Susan Saavedra
Katherine Blatt	Peter Freedman-Doan	Wayne McCulloch	Deborah Safron
Mary Lea Bonucchi	Henry Freeman	Timothy McDaniel	Maria Sanchez
Katheryn Boris	Walter Gruhn	Joan McGraw	John Schulenberg
Patty Bradley	John Haeussler	Alicia Merline	Amy Schulz
Jonathon Brenner	Lana Harrison	Emily Messersmith	Victor Sellinger
Philip Brenner	Tanya Hart	Patti Meyer	Tina Smith
Marcy Breslow	James Hersey	John Miller	Jane Stanton
Alison Bryant	A. Regula Herzog	Joy Miskowski	Scott Tarry
Joyce Buchanan	Jerome Hiniker	Caroline Mohai	Ann Taylor
Susan Burek	Renee Hinkle-De Groot	Marion Morse	Richard Taylor
Adam Burke	Ann Impens	Jordana Muroff	Lynda Tolen
Amy Corning	Jane Jibson	Lisa Nagy	Lorel Vidlund
Elaine Cousino	Pamela Kittel	Jim Neveaux	Katherine Wadsworth
William Cross	Mark Krell	Jeffrey Nicholls	John Wallace
Mary Danneffel-	Zenon Kuzmyn	Brian O'Keefe	Chuck Westrin
Mashruwala	Karl Landis	Karl Palachuk	Marla Weyher
Mary Lou Davis	Carol Larsen	Kathleen Palmer	Kris Wiggins
Laura Decker	Sally Lawson	Dorothy Paulette	Deborah Willis
Mary Dempsy	Sharon Leech	Susan Pauls	Sandra Wronski
William Diedrich	W. Christopher Lenhardt	Timothy Perry	Thelma Wurzelbacher
Robert Doljanac	Margaret Libsch	Crystal Pickett	Sheri Wynn
Karen Donahue	Jeannette Lim	Sharon Pietila	Shelly Yee
Richard Erickson	Ludmilla Litus	Joseph Pleck	Daniel Zahs
Leslie Eveland	Jinyun Liu	Deborah Poinier	
Halford Fairchild	A. Katheryn Loker	Judith Redmond	

Introduction

The Monitoring the Future project is designed to explore changes in many important values, behaviors, and attitudes of contemporary American youth. Two general types of tasks may be distinguished. The first is to provide a systematic and accurate *description* of the youth population of interest in a given year and to quantify the direction and rate of the changes taking place among them over time. The second task, more analytic than descriptive, involves the *explanation* of the relationships and trends observed to exist.

The task of description may be subdivided into three parts: (1) the description of static conditions (which may be accomplished through a single cross-sectional study); (2) the description of cross-cohort or, in longer time-spans, generational changes (usually accomplished using repeated cross-sections of the same age groups); and (3) the description of changes with aging (usually accomplished by means of longitudinal studies). The Monitoring the Future project has the capacity to provide each of these three types of descriptions, since it incorporates all three types of research design into a single study. (This complex design, in which multiple cohorts are followed longitudinally, has been referred to as a cohort-sequential design.)

The content of this volume exemplifies the first of these types of description in that it contains cross-sectional data on a single high school class. When the data in this volume are used in combination with data from other such volumes in the series, the nature, direction, and rates of change from one cohort of seniors to another also may be described—the type of reporting that is often labeled as the social indicator approach. The third

class of description—dealing with the maturational changes that occur during the years after high school—is not dealt with in this series of volumes but is reported in other publications from the study.*

The accurate characterization of American young people and the description of important changes occurring among them is but one class of objectives for the study. The second class of objectives involves the development of a greater understanding of what causes these young people to be as they are and why the changes being documented are occurring. An explanation will be sought through both the analysis of change at the aggregate level and at the individual level. The results of these explorations will be disseminated via the various publications discussed in the Preface.

The merging of the social indicator approach and the analysis of relationships (particularly longitudinal relationships) into a single cohort-sequential design is, in our view, synergistic: the effectiveness of the two approaches combined is greater than if the two were undertaken separately. Because the present series of volumes deals with senior year data only, our remarks here focus primarily on the project's social indicator contributions—the accurate description of high school seniors and the documentation of trends over time. It is worth noting, however, that even the limited amount of bivariate data included in the present volumes will suggest promising directions for relational analyses, many of which can be carried out using the archived data tapes from the project.

*Panels of students from each graduating class are randomly selected and followed longitudinally by mail. Individuals are surveyed biennially through age 30 and then at five-year intervals. These data allow the characterization of the changes that occur during the early adult years and on into the 40s. In addition, the data allow the cross-sectional characterization each year of most Americans (excluding high-school dropouts) in those age groups and the changes occurring in those characteristics.

The Need for Social Indicators

The fundamental argument for developing social indicators is that there are considerable scientific and practical benefits derived from having accurate information about current social realities and the way those realities have been changing. For the scientific community, such indicators provide a rich set of information against which existing theory may be tested and from which new theory may be suggested. For the community at large, social indicators permit the "reality testing" of common perceptions and beliefs about the nation and its people. Past experience has demonstrated that widely held conceptions, which themselves may serve to create or exacerbate problems, can be most inaccurate. One example is the exaggerated popular conception of the size and nature of the "gap" between generations (see Adelson, 1970, 1979); another is the mistaken assumption that most young people condone the use of a variety of illegal drugs (Johnston, 1973; Johnston, O'Malley, Bachman, and Schulenberg, 2006).

While deflating exaggerated perceptions, a continual monitoring of indicators on youth also can reveal the beginning of new problems and thus give rise to corrective efforts at a relatively early stage. For instance, most would view with concern the emergence of new types of drug use. Monitoring the Future documented and reported a sharp increase in regular marijuana use among high school seniors in the late 70s, and, as a result, more attention was paid to the issue by policy makers, the media, and the general public. The discovery of such trends may trigger more intense efforts to discover the causes, consequences, and (when appropriate) preventatives of such behaviors.

Although social indicators seldom translate directly into specific policy decisions, the availability of descriptive information can substantially enhance the decision-making capabilities of policy makers. These data provide considerable insight into the size and nature of problems, the rate of change occurring nationally and in subgroups, and, in some instances, information about related factors and even the likely impacts of major social interventions (such as changed drug laws or new incentives for recruitment into the military, to name but two). They also provide the possibility of feed-

back on the consequences of some social interventions as well as major historical events.

The particular topics included in our monitoring system are summarized later in this introduction and, of course, they are presented fully in the complete set of data tables. For present purposes, it is enough to indicate that the range of topics is very broad. This breadth is partly due to the wide interests of the principal investigators; but it also reflects our conviction that the concurrent examination of trends in a variety of areas is not only much more cost efficient but also more scientifically productive.

Research Design and Procedures*

The basic research design involves annual data collections from high school seniors during the spring of each year, beginning with the class of 1975. Each data collection takes place in approximately 130 public and private high schools selected to provide an accurate cross-section of high school seniors throughout the coterminous United States. The design also provides for the longitudinal study of a subsample from each class of participating seniors; but since the focus of this series of volumes is exclusively on the data collected annually from seniors, the follow-up procedures will not be discussed here.

Reasons for Focusing on High School Seniors.

There are several reasons for choosing the senior year of high school as an optimal point for monitoring the behaviors and attitudes of youth. One is that the completion of high school represents the end of an important developmental stage in this society, since it demarcates both the end of universal public education and, for many, the end of living in the parental home. Therefore, it is a logical point at which to take stock of the accumulated influences of these two environments on American youth.

Further, the completion of high school represents the jumping off point from which young people diverge into widely differing social environments, including college, business firms, military service, and homemaking. But these environmental transitions are not the only important changes that coincide with the end of high school. Most young men and women now reach the formal age of adulthood shortly before or after graduation; more

*A more extensive description of the research design and procedures may be found in Bachman and Johnston (1978), Bachman, Johnston, and O'Malley (2001), or Johnston, O'Malley, Bachman, and Schulenberg (2006).

significantly, they begin to assume adult roles, including financial self-support, marriage, and parenthood.

Finally, there are some important practical advantages to building a system of data collections around samples of high school seniors. The last year of high school constitutes the final point at which a reasonably good national sample of an age-specific cohort can be drawn and studied economically. The need for systematically repeated, large-scale samples from which to make reliable estimates of change requires that considerable stress be laid on efficiency and feasibility; the present design meets those requirements.

One limitation in the design is that it does not include in the target population those young men and women who drop out of high school before graduation (or before the last few months of the senior year, to be more precise). This excludes a relatively small proportion of each age cohort—between 15 and 20 percent (U.S. Bureau of the Census, various years)—though not an unimportant segment, since we know that certain behaviors such as illicit drug use (Johnston, 1973) and delinquency (Bachman, O'Malley, and Johnston, 1978) tend to be higher than average in this group. However, the addition of a representative sample of dropouts would increase the cost of the present research enormously, because of their dispersion and generally higher level of resistance to being located and interviewed.

For the purposes of estimating characteristics of the entire age group, the omission of high school dropouts does introduce certain biases; however, their small proportion sets outer limits on the bias (Johnston, O'Malley, Bachman, and Schulenberg, 2006, Appendix). For the purposes of estimating *changes* from one cohort of high school seniors to another, the omission of dropouts represents a problem only if different cohorts have considerably different proportions who drop out. We have no reason to expect dramatic changes in those rates for the foreseeable future, and recently published government statistics indicate a great deal of stability in dropout rates since 1970 (U.S. Bureau of the Census, various years).

Some may use our high school data to draw conclusions about changes for the entire age group. While we do not encourage such extrapolation, we

suspect that the conclusions reached often would be valid, since over 80 percent of the age group is in the surveyed segment of the population *and* we expect that changes among those not in school are very likely to parallel the changes among those who are.

Sampling Procedures. The procedure for securing a nationwide sample of high school seniors is a multi-stage one. Stage 1 is the selection of particular geographic areas, Stage 2 is the selection of one or more high schools in each area, and Stage 3 is the selection of seniors within each high school.

Stage 1: Geographic Areas. The geographic areas used in this study are the primary sampling units (PSUs) developed by the Sampling Section of the Survey Research Center for use in the center's nationwide interview studies. Because these same PSUs are used for personal interview studies by the Survey Research Center (SRC), local field representatives can be assigned to administer the data collections in practically all schools.

Stage 2: Schools. In the major metropolitan areas more than one high school is often included in the sampling design; in most other sampling areas a single high school is sampled. In all cases, the selections of high schools are made such that the probability of drawing a school is proportionate to the size of its senior class. The larger the senior class (according to recent records), the higher the selection probability assigned to the high school. When a sampled school is unwilling to participate, a replacement school as similar to it as possible is selected from the same geographic area.

Stage 3: Students. Within each selected school, up to about 400 seniors may be included in the data collection. In schools with fewer than 400 seniors, the usual procedure is to include all of them in the data collection. In larger schools, a subset of seniors is selected either by randomly sampling classrooms or by some other random method that is convenient for the school and judged to be unbiased. Sample weights are assigned to each respondent so as to take into account variations in the sizes of samples from one school to another, as well as (smaller) variations in selection probabilities occurring at the earlier stages of sampling.

The three-stage sampling procedure described above yielded the number of participating schools and students indicated in Table 1.

Table 1
Sample Sizes and Student Response Rates

Year	Number of:			Students*	Student Response Rate**
	Public Schools	Private Schools	Total Schools		
1975	111	14	125	15,791	78%
1976	108	15	123	16,678	77%
1977	108	16	124	18,436	79%
1978	111	20	131	18,924	83%
1979	111	20	131	16,662	82%
1980	107	20	127	16,524	82%
1981	109	19	128	18,267	81%
1982	116	21	137	18,348	83%
1983	112	22	134	16,947	84%
1984	117	17	134	16,499	83%
1985	115	17	132	16,502	84%
1986	113	16	129	15,713	83%
1987	117	18	135	16,843	84%
1988	113	19	132	16,795	83%
1989	111	22	133	17,142	86%
1990	114	23	137	15,676	86%
1991	117	19	136	15,483	83%
1992	120	18	138	16,251	84%
1993	121	18	139	16,763	84%
1994	119	20	139	15,929	84%
1995	120	24	144	15,876	84%
1996	118	21	139	14,824	83%
1997	125	21	146	15,963	83%
1998	124	20	144	15,780	82%
1999	124	19	143	14,056	83%
2000	116	18	134	13,286	83%
2001	117	17	134	13,304	82%
2002	102	18	120	13,544	83%
2003	103	19	122	15,200	83%
2004	109	19	128	15,222	82%
2005	108	21	129	15,378	82%

*Sample weights are assigned to each respondent to correct for unequal probabilities of selection that arise in the multi-stage sampling procedure.

**The student response rate is derived by dividing the attained sample by the target sample (both based on weighted number of cases). The target sample is based upon listings provided by schools. Since such listings may fail to take account of recent student attrition, the actual response rate may be slightly underestimated.

One other important feature of the base-year sampling procedures should be noted here. All schools (except for half of the initial 1975 sample) are asked to participate in two data collections, thereby permitting replacement of half of the total sample of schools each year. One motivation for requesting that schools participate for two years is administrative efficiency: it is a costly and time-consuming procedure to secure the cooperation of schools, and a two-year period of participation cuts down that effort substantially. Another important advantage is that whenever an appreciable shift in scores from one graduating class to the next is observed, it is possible to check whether the shift might be attributable to some differences in the newly sampled schools. This is done simply by repeating the analysis using only the 60 or so schools that participated both years. Thus far, the half-sample approach has worked quite well; and examination of drug prevalence of use data from the "matched half-samples" showed that the half-samples of repeat schools yielded drug prevalence of use trends that were virtually identical to trends based on all schools.

School Recruiting Procedures. Early during the fall semester, an initial contact is made with each sampled school. First, a letter is sent to the principal describing the study and requesting permission to survey seniors. The letter is followed by a telephone call from a project staff member, who attempts to deal with any questions or problems and (when necessary) makes arrangements to contact and seek permission from other school district officials. Basically the same procedures are followed for schools asked to participate for the second year.

Once the school's agreement to participate is obtained, arrangements are made by phone for administering the questionnaires. A specific date for the survey is mutually agreed upon and a local SRC representative is assigned to carry out the administration.

Advance Contact with Teachers and Students. The local SRC representative is instructed to visit the school two weeks ahead of the actual date of administration. This visit serves as an occasion to meet the teachers whose classes will be affected and to provide them with a brochure describing the study, a brief set of guidelines about the questionnaire administration, and a supply of flyers to be distributed to the students a week to 10 days

in advance of the questionnaire administration. The guidelines to the teachers include a suggested announcement to students at the time the flyers are distributed.

From the students' standpoint, the first information about the study usually consists of the teacher's announcement and the short descriptive flyer. In announcing the study, the teachers are asked to stress that the questionnaires used in the survey are not tests and that there are no right or wrong answers. The flyer tells students that they will be invited to participate in the study, points out that their participation is strictly voluntary, and stresses confidentiality (including a reference to the fact that the Monitoring the Future project has a special government grant of confidentiality that allows their answers to be protected). The flyer also serves as an informative document that the students can show to their parents.

Questionnaire Administrations. The questionnaire administration in each school is carried out by the local SRC representatives and their assistants, following standardized procedures detailed in a project instruction manual. The questionnaires are administered in classrooms during normal class periods whenever possible, although circumstances in some schools require the use of larger group administrations. Teachers are not asked to do anything more than introduce the SRC staff members and (in most cases) remain in the classroom to help guarantee an orderly atmosphere for the survey. Teachers are urged to avoid walking around the room, so that students may feel free to write their answers without fear of being observed.

The actual process of completing the questionnaire is quite straightforward. Respondents are given sharpened pencils and asked to use them because the questionnaires are designed for automatic scanning. Most respondents can finish within a 45-minute class period; for those who cannot, an effort is made to provide a few minutes of additional time.

Procedures for Protecting Confidentiality. In any study that relies on the voluntary reporting of drug use or other illegal acts, it is essential to develop procedures that guarantee the confidentiality of such reports. It is also desirable that these procedures be described adequately to respondents so that they are comfortable about providing honest answers.

We noted that the first information given to

students about the survey consists of a descriptive flyer stressing confidentiality and voluntary participation. This theme is repeated at the start of the questionnaire administration. Each participating student is instructed to read the message on the cover of the questionnaire, which stresses the importance and value of the study, notes that answers will be kept strictly confidential, states that the study is completely voluntary, and tells the student, "If there is any question you or your parents would find objectionable for any reason, just leave it blank." The instructions then point out that in a few months a summary of nationwide results will be mailed to all participants and also that a follow-up questionnaire will be sent to some students after a year. The cover message explains that these are the reasons for asking that name and address be written on a special form that will be removed from the questionnaire and handed in separately. The message also points out that the two different code numbers (one on the questionnaire and one on the tear-out form) cannot be matched except by a special computer file at the University of Michigan. (The content of the inside and outside of the standard questionnaire cover, including the tear-out form, may be found in Appendix C.)

Content Areas and Questionnaire Design

Drug use and related attitudes are the topics that receive the most extensive coverage in the Monitoring the Future project; but the questionnaires also deal with a wide range of other subject areas, including attitudes about government, social institutions, race relations, changing roles for women, educational aspirations, occupational aims, and marital and family plans, as well as a variety of background and demographic factors. (Table 2 provides an outline of the 20 general subject areas into which all items are categorized in the Question Index toward the end of this volume.) Given this breadth of content, the study is not presented to respondents as a "drug use study," nor do they tend to view it as such.

Because many questions are needed to cover all of these topic areas, much of the questionnaire content is divided into different questionnaire forms that are distributed to participants in an ordered sequence. (Five forms were used in 1975-88; a sixth form was added in 1989.) This sequence

Table 2
Measurement Content Areas
 (Abbreviated Version*)

-
-
- A. **Drugs.** Drug use and related attitudes and beliefs, drug availability and exposure, surrounding conditions and social meanings of drug use. Views of significant others regarding drugs.
 - B. **Education.** Educational lifestyle, values, experiences, and environments.
 - C. **Work and Leisure.** Vocational values, meaning of work and leisure, work and leisure activities, preferences regarding occupational characteristics and type of work setting.
 - D. **Sex Roles and Family.** Values, attitudes, and expectations about marriage, family structure, sex roles, and sex discrimination.
 - E. **Population Concerns.** Values and attitudes about overpopulation and birth control.
 - F. **Conservation, Materialism, Equity, etc.** Values, attitudes, and expectations related to conservation, pollution, materialism, equity, and the sharing of resources. Preferences regarding type of dwelling and urbanicity.
 - G. **Religion.** Religious preferences, activities, and views.
 - H. **Politics.** Political affiliation, activities, and views.
 - I. **Social Change.** Values, attitudes, and expectations about social change.
 - J. **Social Problems.** Concern with various social problems facing the nation and the world.
 - K. **Major Social Institutions.** Confidence in and commitment to various major social institutions (business, unions, branches of government, press, organized religion, military, etc.).
 - L. **Military.** Views about the armed services and the use of military force. Personal plans for military service.
 - M. **Interpersonal Relationships.** Qualitative and quantitative characteristics of cross-age and peer relationships. Interpersonal conflict.
 - N. **Race Relations.** Attitudes toward and experiences with other racial groups.
 - O. **Concern for Others.** Concern for others, voluntary and charitable activities.
 - P. **Happiness.** Happiness and life satisfaction, overall and in specific life domains.
 - Q. **Other Personality Variables.** Attitudes about self (including self-esteem), locus of control, loneliness, risk-taking, trust in others, importance placed on various life goals, counterculture orientation, hostility.
 - R. **Background.** Demographic and family background characteristics, living arrangements.
 - S. **Deviance and Victimization.** Delinquent behaviors, driving violations and accidents (including those under the influence of drugs), victimization experiences.
 - T. **Health.** Health habits, somatic symptoms, medical treatment.
-

*For a more detailed listing of measurement content areas, see Table 4.

Table 3
Prevalence of Drug Use Question Numbers by Questionnaire Form, 2005

Data for question numbers appearing in **boldface type** are published in this volume. Data for question numbers **not in boldface type** are not presented in this volume but, where appropriate, are included in the combined Forms 1–6 data. For marijuana, cocaine and heroin, the combined Forms 1–6 data comprise data from the general use question in some forms and component data in other forms. For example, the combined Forms 1–6 data for cocaine are a combination of data from the general cocaine use question in Forms 2 and 5 and data from the component crack and other forms of cocaine questions in Forms 1, 3, 4, and 6. Form 1 marijuana data and hashish data are combined to create the marijuana/hashish data for Form 1 and are then used with the general marijuana/hashish data in Forms 2–6 to create the combined Forms 1–6 data. Data on heroin use with and without a needle are combined to create the heroin data for Forms 2, 5, and 6 and are then used with the general heroin use questions in Forms 1, 3, and 4 to create the combined Forms 1–6 heroin data.

Questionnaire:	Question Numbers						
	Combined Forms 1-6	Form 1	Form 2	Form 3	Form 4	Form 5	Form 6
Cigarettes	B01-2	B001-2	B01-2	B01-2	B01-2	B01-2	B01-2
Smokeless Tobacco							B19-20
Bidis						E07b	D20c
Kreteks						E07c	D20d
Alcohol	B04a-c	B007a-c	B4a-c	B4a-c	B4a-c	B4a-c	B22a-c
Beer					D13-14		
Wine Coolers					D15-16		
Wine					D17-18		
Liquor					D19-20		
Flavored Alcoholic Beverages						E05a-c	D20k
Been Drunk	B04d-f	B016a-c					D11a-c
5+ Drinks in Last 2 Weeks	B06	B013	B06	B06	B06	B06	B24
Marijuana/Hashish (combined)	B07a-c		B07a-c	B07a-c	B07a-c	B07a-c	B25a-c
Hashish		B018a-c					
Marijuana		B019a-c					
LSD	B08a-c	B033a-c	B08a-c	B08a-c	B08a-c	B08a-c	B26a-c
Hallucinogens Other than LSD	B09a-c	B042a-c	B09a-c	B09a-c	B09a-c	B09a-c	B27a-c
Specific Hallucinogens Other than LSD ^a							
Mescaline		B045a					
Peyote		B045b					
"Shrooms" or Psilocybin		B045c					
PCP		B045d					
Concentrated THC		B045e					
PCP			E04a-c				
MDMA ("Ecstasy")	B19a-c			B18a-c	B18a-c		
Cocaine	B10a-c		B10a-c			B10a-c	
Crack	B10d-f	B075a-c	E03a-c	B11a-c	B11a-c	E06a-c	B29a-c
Other Cocaine	B10g-i	B076a-c		B12a-c	B12a-c		B30a-c
Amphetamines	B11a-c	B050a-c	B11a-c	B10a-c	B10a-c	B11a-c	B28a-c
Ritalin				D05d			D20g
Methamphetamine	B11d-f				B17a-c		B36a-c
Crystal Meth ("Ice")	B11g-i		B12a-c			B12a-c	
Specific Amphetamines ^b							
Benzedrine		B056a					
Dexedrine		B056b					
Methedrine		B056c					
Ritalin		B056d					

Table 3 (continued)

Questionnaire:	Question Numbers						
	Combined Forms 1-6	Form 1	Form 2	Form 3	Form 4	Form 5	Form 6
Preludin		B056e					
Dexamyl		B056f					
Methamphetamine		B056g					
Crystal Meth		B056h					
Quaaludes	B12a-c	B060a-c					
Barbiturates	B13a-c	B062a-c	B13a-c	B13a-c	B13a-c	B13a-c	B31a-c
Tranquilizers	B14a-c	B065a-c	B14a-c	B14a-c	B14a-c	B14a-c	B32a-c
Specific Tranquilizers ^c							
Librium		B071a					
Valium		B071b					
Xanax		B071c					
Equanil		B071d					
Meproamate		B071e					
Serax		B071f					
Atarax		B071g					
Tranxene		B071h					
Vistaril		B071i					
Rohypnol				D05e			D20j
GHB							D20a
Ketamine				D05a		E07a	D20b
Heroin	B15a-c	B086a-c		B15a-c	B15a-c		
Heroin with a Needle	B15d-f		B15a-c			B15a-c	B33a-c
Heroin without a Needle	B15g-i		B16a-c			B16a-c	B34a-c
Other Narcotics	B16a-f	B088a-c	B17a-c	B16a-c	B16a-c	B17a-c	B35a-c
OxyContin						E07d	D20h
Vicodin						E07e	D20i
Specific Other Narcotics ^d							
Methadone		B094a					
Opium		B094b					
Morphine		B094c					
Codeine		B094d					
Demerol		B094e					
Vicodin		B094f					
OxyContin		B094g					
Percocet		B094h					
Perdcan		B094i					
Dilaudid		B094j					
Inhalants	B17a-c		B18a-c	B17a-c		B18a-c	
Amyl and Butyl Nitrites			E05a-c				
Steroids	B18a-c		E06a-c				D12a-c
Androstenedione				D05b			D20e
Creatine				D05c			D20f
Diet Pills		B046a-c					
Stay-Awake Pills		B047a-c					
"Look-Alikes"		B048a-c					

^aAsked in a set after a branching question about any use of hallucinogens other than LSD.

^bAsked in a set after a branching question about any use of amphetamines.

^cAsked in a set after a branching question about any use of tranquilizers.

^dAsked in a set after a branching question about any use of narcotics other than heroin.

produces five or six virtually identical subsamples. About one-third of each questionnaire form consists of key or “core” variables that are common to all forms. All demographic variables and some measures of drug use are included in this “core” set of measures. This use of the full sample for drug and demographic measures provides a more accurate estimation on these dimensions and also makes it possible to link them statistically to all of the other measures that are included in a single form only.*

Representativeness and Validity

The samples for this study are intended to be representative of high school seniors throughout the 48 coterminous states. We have already discussed the fact that this definition of the sample excludes one important portion of the age cohort: those who have dropped out of high school before nearing the end of the senior year. But given the aim of representing high school seniors, it will now be useful to consider the extent to which the obtained samples of schools and students are likely to be representative of all seniors and the degree to which the data obtained are likely to be valid.

We can distinguish at least four ways in which survey data of this sort might fall short of being fully accurate. First, some sampled schools refuse to participate, which could introduce some bias. Second, the failure to obtain questionnaire data from 100 percent of the students sampled in participating schools would also introduce bias. Third, the answers provided by participating students are open to both conscious and unconscious distortions that could reduce validity. Finally, limitations in sample size and/or design could place limits on the accuracy of estimates. Each of these issues is treated extensively elsewhere (Johnston, O’Malley, and Bachman, 1984, especially Appendices A and B), so in this section we will present only the highlights of each of those discussions.

School Participation. As noted in the description of the sampling design, schools are invited to participate in the study for a two-year period. With very few exceptions, each school that has participated for one data collection has agreed to participate for a second. Thus far, an average of about 65 percent of the schools initially invited to participate have agreed to do so each year; for each school refusal, a similar school (in terms of size, geographic area, urbanicity, etc.) was recruited as a

replacement. The selection of replacement schools almost entirely removes problems of bias in region, urbanicity, and the like that might result from certain schools refusing to participate. Other potential biases are more subtle, however. For example, if it turned out that most schools with “drug problems” refused to participate, that could seriously bias the drug estimates derived from the sample. And if any other single factor were dominant in most refusals, that also might suggest a source of serious bias. In fact, however, the reasons for schools’ refusals to participate are varied and largely a function of happenstance events of the particular year. Thus, we feel fairly confident that school refusals have not seriously biased the surveys.

Student Participation. Completed questionnaires are obtained from three-fourths to four-fifths of all students sampled. The single most important reason that students are missed is that they are absent from class at the time of data collection, and in most cases it is not workable to schedule a special follow-up data collection for them. Students with fairly high rates of absenteeism also report above-average rates of drug use; therefore, there is some degree of bias introduced by missing the absentees. That bias could be largely corrected through the use of special weighting; however, this course was not chosen because the bias in estimates (for drug use, where the potential effect was hypothesized to be the largest) was determined to be quite small and because the necessary weighting procedures would have introduced undesirable complications.

In addition to absenteeism, student nonparticipation occurs because of schedule conflicts with school trips and other activities that tend to be more frequent than usual during the final months of the senior year. Of course, some students refuse to complete or turn in the questionnaire. However, the SRC representatives in the field estimate this proportion to be only about 1 percent.

Validity of Self-Report Data. Survey measures of delinquency and of drug use depend upon respondents reporting what are, in many cases, illegal acts. Thus, a critical question is whether such self-reports are likely to be valid.

Like most studies dealing with these areas, we have no direct, objective validation of the present measures; however, the considerable amount of inferential evidence that exists strongly suggests that the self-report questions produce largely valid

*These core variables are the first ones on which data are presented in the Descriptive Results section.

data. A number of factors have given us reasonable confidence about the validity of the responses to what are presumably among the most sensitive questions in the study: a low nonresponse on the drug questions; a large proportion admitting to some illicit drug use; the consistency of findings across several years of the present study; strong evidence of construct validity (based on relationships observed between variables); a close match between our data and the findings from other studies using other methods; and the findings from several methodological studies that have used objective validation methods.*

As for others of the measures, a few have a long and venerable history—as scholars of the relevant literatures will recognize—though some of these measures have been modified to fit the present questionnaire format. Many (probably most) questions, however, have been developed specifically for this project through a careful process of question writing, pilot testing, pretesting, and question revision or elimination. Some already have been included in other publications from the study, but many have not; therefore, there currently exists little *empirical* evidence of their validity and reliability. On the other hand, the fact that virtually all results presented in this volume are based on individual items, rather than indexes or abstract concepts, should make it easy for the reader to judge the degree to which each item has “face validity” and also the degree to which there is some evidence of construct validity in the bivariate results.

Accuracy of the Sample. A sample survey never can provide the same level of accuracy as would be obtained if the entire target population were to participate in the survey—in the case of the present study, about 2.5–4.0 million seniors per year. However, perfect accuracy of this sort would be extremely expensive and certainly not worthwhile considering the fact that a high level of accuracy can be provided by a carefully designed probability sample. The accuracy of the sample in this study is affected both by the size of the student sample and by the number of schools in which they are clustered. Appendix B presents a discussion of the ways in which this clustering and other aspects of the sampling design are taken into account in computing the precision or accuracy of the

samples. For the purposes of this introduction, it is sufficient to note that virtually all estimates based on the total sample have confidence intervals of ≤ 1.5 percentage points or smaller—sometimes considerably smaller. This means that, had we been able to invite all schools and all seniors in the 48 coterminous states to participate, the results from such a massive survey would be within an estimated 1.5 percentage points of our present sample findings at least 95 times out of 100. We consider this to be a quite high level of accuracy, one that permits the detection of fairly small trends from one year to the next.

Consistency and the Measurement of Trends.

One other point is worth noting in a discussion of the validity of our findings. The Monitoring the Future project is, by intention, a study designed to be sensitive to changes from one time to another. Accordingly, the measures and procedures have been standardized and applied consistently across each data collection. To the extent that any biases remain because of limits in school and/or student participation, and to the extent that there are distortions (lack of validity) in the responses of some students, it seems very likely that such problems will exist in much the same way from one year to the next. In other words, biases in the survey estimates should tend to be consistent from one year to another, which means that the measurement of *trends* should be affected very little by any such biases.

Caveats to Users of the Data

In attempting to understand and interpret the statistical results contained in this volume, the reader should keep in mind the several considerations discussed below.

Estimation of Sampling Errors. Appendix A provides figures that allow the reader to determine the 95 percent confidence interval around any observed percentage for both the total sample and the several subgroups for which statistics are given. Appendix A also provides tables and guidelines for testing the statistical significance of observed differences between subgroups (e.g., males vs. females) and the significance of year-to-year changes for the entire sample and for the various subgroups on any given variable. Estimates based on subgroups

*A more detailed discussion of the evidence for validity of the measures of illicit drug use may be found in Johnston et al. (2006). An analysis of inconsistencies in students' reports of monthly vs. yearly drug use is provided by Bachman and O'Malley (1981).

containing relatively few cases (e.g., those who have used heroin) will have substantially larger margins of error than those subgroups with large numbers of cases.

Subgroup Definitions. At the beginning of the Descriptive Results section there is a careful definition of each of the subgroups analyzed in this series of volumes. It is important for the reader to read these definitions so as not to be misled by the necessarily abbreviated descriptions given in the column headings of the data tables. For example, the column labeled “4-Year College Plans” includes data only for seniors who expect to graduate from a four-year college, which is only a subset of all who expect to receive some college training. To take another example, several column headings in the lifetime illicit drug use index use the term “pills”; however, these categories contain people who indicate that they used any of a number of drugs—including some that usually are not taken in pill form (e.g., cocaine and narcotics other than heroin).

Missing Data Notes. Each column of percentages for a given variable adds to 100 percent (with slight variations due to rounding), whether based on the entire sample or any one of the subgroups being described. Missing data were not included in computing these percentages, so it is up to the reader to determine whether an exceptional level of missing data exists on any given question. This can be done by comparing the weighted number of cases on which those percentages were based (given in *italics* under each percentage distribution) with the total number of weighted cases who took the questionnaire (given at the top of the same column). As would be expected, the missing data rate tends to rise modestly toward the end of each questionnaire. Occasionally there is an exceptional level of nonresponse for some other reason, the most common being that the respondent has been branched around a question or set of questions that are inappropriate for him or her. In this case, the percentages are based only on those for whom the question was appropriate *and* who answered. A footnote has been entered to help call attention to the fact that completing a particular question is contingent upon the answer on a prior question. Most such cases are contained in Form 1 of the questionnaire, which has several sets of detailed questions about drug use that are answered only by those respondents who have used a particular class of drug during the past year.

Characterizing Heroin Users. Because this project places a special emphasis on the study of drug use, one set of columns distinguishes respondents according to the extent to which they have been involved with illicit drugs. The five drug use categories are based on an index of seriousness of involvement. The index has Guttman-like properties—that is, anyone classified at a given level is also very likely to have exhibited any drug-using behaviors that are associated with the lower levels in the index.

The most extreme category in the index is defined in terms of the respondent’s ever having used heroin during his or her lifetime. However, any interpretations made about heroin users from these data must be tempered with extreme caution, not only because the small number of cases makes estimation in a given year relatively unreliable but also because the heroin users are probably the most selectively represented of all of the subgroups presented here. Heroin users—especially continuing users—are among those most likely to drop out of high school (Johnston, 1973). Therefore, we feel heroin users are particularly underrepresented in a sample of high school seniors. Furthermore, most of those included in the study report only very occasional heroin use. Frequent users—addicts, if you will—are not well represented in these data.

Given these problems with the representation of heroin users, the readers may wonder why it was decided to present them as a separate category of drug users. There are two reasons for doing so. First, because even occasional heroin use represents such an extreme point on the continuum of drug involvement, it seems preferable that the heroin users not be mixed in with the next highest category of use (the “more pills” category). It remains quite possible, of course, for anyone to *combine* any two or more categories in the drug use continuum (by computing means of percentages weighted by the number of cases in each category); therefore, those wishing to incorporate heroin users with the next category can do so whenever they wish. The second reason for keeping them separate is that we suspect the data based on high school seniors provide some indication of the characteristics that might be found among heavier heroin users who dropped out of school. Some variables in the study are strongly correlated with the drug use continuum, and the present heroin user category provides both an end point for that

continuum and an indication of the direction (further out on the continuum) in which heavier heroin users are likely to lie.

In sum, the reporting of separate percentages for heroin users among high school seniors permits greater clarity in analyzing other levels of drug use and provides data that may be suggestive about the larger population of young heroin users. But the particular data are clearly limited and should be interpreted with these cautions in mind.

Interpreting Racial Differences. Data are given for the two largest racial/ethnic subgroups in the population—those who identify themselves as white or Caucasian and those who identify themselves as black or African American. Data are not given for the other ethnic categories (American Indian or Native American Indian, Asian American, Mexican American or Chicano, Puerto Rican, Cuban American, or other Latin American) since each of these groups constitutes a small proportion of the sample in any given year, which means that their small *Ns* (in combination with their clustered groupings in a limited number of schools) would yield estimates that would be too unreliable. In fact, even African Americans—who constitute approximately 12 percent of each year's sample—are represented by only 230 to 425 respondents per year on any single questionnaire form. Further, because our sample is a stratified clustered sample, it yields less accuracy than would be yielded by a pure random sample of equal size (see Appendix B for details). Therefore, because of the limited number of cases, the margin of sampling error around any statistic describing African Americans is larger than for most other subgroups described in this volume.

There exists, however, a quick way to determine the replicability of any finding involving racial comparisons. Since most questions are repeated from year to year, one can readily establish the degree to which a finding is replicated by looking at the results for the same question in prior or subsequent years. Given the relatively small *Ns* for African Americans, the reader is urged to seek such replication before putting much faith in the reliability of any particular racial comparison.

There are factors in addition to unreliability, however, that could be misleading in the interpretation of racial differences. Given the social importance that has been placed on various racial differ-

ences reported in the social science literature, we would like to caution the reader to consider the various factors that could account for differences. These factors fall into three categories: differential representation in the sample, differential response tendencies, and the confounding of race with a number of other background and demographic characteristics.

Differential Representation. Census data characterizing American young people in the approximate age range of those in our sample show that somewhat lower proportions of African Americans than whites remain in school through the end of twelfth grade, though these differences have diminished appreciably in recent years. Therefore, a slightly different segment of the African American population than the white population resides in our target population of high school seniors. Further, our samples appear to under-represent slightly those African American males who, according to census figures, *are* in high school at the twelfth grade level. Identified African American males constitute about 6 percent of our sample, whereas census data suggest they should constitute about 7 percent. Therefore, it appears that we are losing more African American males from our target population than white males or females of either race. This may be due to generally poorer attendance rates on the part of some African American males and/or an unwillingness on the part of some to participate in data collections of this sort.

In sum, a smaller segment of the African American population than the white population of high school age is represented by the data contained here. Insofar as any characteristic is associated with being a school dropout or absentee, it is likely to be somewhat disproportionately underrepresented among African Americans in our sample.

Differential Response Tendencies. In examining our full range of variables, we have noted certain racial differences in response tendencies. First, the tendency to state agreement in response to agree-disagree questions is generally somewhat greater among African Americans than among whites. For example, African Americans tend to agree more with the positively worded items in our index of self-esteem, but they also tend to agree more with the negatively worded items. As it happens, that particular index has an equal number of positively and negatively worded items, so that any overall

“agreement bias” should be self-canceling when the index score is computed. Since all data in this volume are based on single items, however, group differences in agreement bias are likely to affect results on questions employing the agree–disagree format. Fortunately, most of our questions are not of that type.

We have also observed a somewhat greater than average tendency for African American respondents to select extreme answer categories on attitudinal scales. For example, even if the same proportion of African Americans as whites feel positively (or negatively) about some subject, fewer of the whites are likely to say they feel *very* positively (or *very* negatively). We do not have any ready explanations for these differences in response styles, but what seems important for our present purposes is that, in the process of interpreting racial differences, the reader should be aware that differences in response to particular questions may be related to these more general tendencies.

A somewhat separate issue in response tendency is a respondent’s willingness to answer particular questions. The missing data rate, which can be determined by dividing the number responding to a question by the number taking the questionnaire (given at the top of each page), may reflect willingness to answer particular questions. If a particular question or set of questions has a missing data rate higher than is true for the prior or subsequent questions, then presumably more respondents than usual were unwilling (or perhaps unable) to answer it. We have observed such an exaggerated missing data rate for African American males on the set of questions dealing with the respondent’s own use of illicit drugs. Clearly a respondent’s willingness to be candid on such questions depends on his or her trust of the research process and of the researchers themselves. We interpret the exaggerated missing data rates for African American males in these sections as possibly reflecting, at least in part, less trust. The reader is advised to check for exceptional levels of missing data when making comparisons on any variable in which candor is likely to be reduced by lower system trust. One bit of additional evidence related to trust in the research process is that higher proportions of African Americans than whites indicated that if they had used marijuana or heroin, they would not have been willing to report it in the survey.

Covariance with Other Factors. Some character-

istics such as race are highly confounded (correlated) with other variables—variables that may in fact explain some observed racial differences. Put another way, at the aggregate level we might observe a considerable racial difference on some characteristic, but once we control for some background characteristics such as socio-economic level or region of the country—that is, once we compare the African American respondents with whites who come from similar backgrounds—there may be no racial difference at all.

Race happens to be correlated with important background and demographic variables much more than some of the other variables dealt with here (such as the respondent’s sex). When we compare males and females in this sample, we know that observed differences between them are not likely to be explained by differences in their family backgrounds (such as the socioeconomic level of their families, the region of the country, or the size of the cities in which they grew up) because males and females on the average come from extremely similar backgrounds. A perusal of Section C of Questionnaire Forms 1 through 6, however, will illustrate that on the average the African American subgroup in this sample is quite different from the white subgroup in a number of such respects. A higher proportion of African Americans live in the South and a higher proportion grew up in families with the father and/or mother absent, and more had mothers who worked while they were growing up. A substantially higher proportion of African Americans are Baptists, and African Americans tend to attribute more importance to religion in their lives than do whites. A higher proportion of African American respondents have children, and, on the average, they are slightly older than the white sample. As was mentioned earlier, African American males are more under-represented in our sample than African American females.

We note these differences in demographic, background, and ascriptive characteristics because, in any attempt to understand *why* a racial difference exists, one would want to be able to examine the role of these covarying characteristics. It is not possible, given the amount of data contained in this volume, to “factor out” the contribution of most of these covarying characteristics when interpreting racial differences. Therefore, while the data here may provide a relatively accurate *description* of

racial differences (keeping in mind our earlier cautions about representativeness and response style), they do not by themselves yield a great deal by way of explanation.

However, since the full data sets now reside in an archive, described in the Preface, it is possible for the reader to conduct a more in-depth exploration of observed differences—or nondifferences, for that matter. We particularly encourage readers interested in racial comparisons to make further explorations of the data in order to determine the possible role of the other variables discussed here. Users of the data are also encouraged to contact the principal investigators for information on the most recent analyses of racial differences, some of which have been published.*

Change in Race/Ethnicity Question. Since the beginning of the study, respondents have been presented a list of various racial/ethnic categories and instructed to select the *one* category that best describes them. In order to be more consistent with the Office of Management and Budget guidelines' method of assessing race/ethnicity, we revised our race/ethnicity measure. In 2005, the measure was changed in three of the six questionnaire forms. In these changed forms, respondents were presented with a list of racial/ethnic categories and instructed to "select one or more responses." An examination of the data showed that relatively few respondents (about 6% in 2005) selected more than one racial/ethnic category.

For the purposes of the race/ethnicity banner variable used in this volume, the data from the original race/ethnicity question were combined with data from the changed race/ethnicity question in the following manner: For the original question, respondents were assigned to the racial/ethnic group specified in their response. For the revised question, those checking only White and no other racial/ethnic group were categorized as White; those checking Black or African American and no other racial/ethnic group were categorized as Black. Note that in the combined forms section of this volume, because some drug use questions occur in only one or a few forms, there is some variation in the version of the race/ethnicity question upon which the 2005 data are based. For the individual form data, the race/ethnicity banner variable is the version of the race/ethnicity

question used in that particular form. Thus, in 2005 Forms 1, 3, and 5 contain data for the original race/ethnicity question and Forms 2, 4, and 6 contain data for the changed race/ethnicity question. Based on the analyses that we have examined, we do not believe these different permutations make an appreciable difference in the results. Beginning in 2006, all questionnaire forms will use the revised question on race/ethnicity.

Given the long list of caveats about interpreting racial differences, one might ask why we chose to publish the statistics for racial subgroups at all. After considerable deliberation among ourselves as well as with colleagues more knowledgeable in the field of race relations, we concluded that the expected benefits of making these data available (along with this cautionary discussion) outweigh the potential costs of having them misused. Unfortunately, because African Americans constitute a relatively small proportion of the American population, they constitute too small a number in most surveys to be characterized separately. Because the sample sizes in the present survey are large in comparison to most, we have at least sufficient numbers of cases to consider publishing data on African Americans separately. Further, given the iterative nature of the series, we are also able to provide checks for the replication of findings on different samples each year. While there may be some risk that findings will be taken out of context or used carelessly in ways that might tend to increase racial misunderstandings, there is substantially greater risk that valuable information concerning the races (and relative to their well-being) would be lost if it were not included here.

A Note on the Questions about Amphetamine Use. Prior to the 1982 survey, we discovered that some respondents' answers to questions on amphetamine use erroneously included use of over-the-counter, stay-awake, and diet pills, as well as some "look-alike" pills. In the 1982 survey, we introduced some new questions on the use of amphetamines in order to make it clearer to the respondents that "look-alike" pills and over-the-counter products should be excluded. We also kept the old version of the questions in two questionnaire forms in the 1982 and 1983 surveys so that it would be possible to "splice" the trend lines resulting from the old and new questions. As a

*An extended analysis and discussion of African American–white differences may be found in Bachman and O'Malley (1984), Bachman, Wallace, O'Malley, Johnston, Kurth, and Neighbors (1991), Wallace, Bachman, O'Malley, Johnston, Schulenberg, and Cooper (2002), Wallace, Bachman, O'Malley, Schulenberg, Cooper, and Johnston (2003), and Wallace, Forman, Guthrie, Bachman, O'Malley, and Johnston (1999).

result of these changes, the reader who uses these volumes to examine trends in amphetamine use must be careful not to make inappropriate comparisons. The response distributions shown in the combined Forms 1-5 section (pages 28-29) from 1975 to 1981 contain the responses for Forms 1-5. For 1982 and 1983, that section contains two sets of responses. The first set is for Forms 1, 2, and 4 (with Form 1 double-weighted); these provide what we believe to be the best estimates of current amphetamine use and of trends from 1982 on. The second set of responses is based on Forms 3 and 5, the old versions of the questions; thus, these questions provide the best comparisons for looking at trends over time from 1975 to 1983 (although there is reason to be cautious about these trends because of the erroneous inclusion of nonamphetamines, as described above). Beginning in 1984, all forms use the new versions of the questions.

A Note on the Questions about Alcohol Use. In 1993, the question text was changed slightly in Forms 2, 5, and 6 to indicate that a "drink" meant "more than just a few sips." As a result of these changes, the reader who uses these volumes to examine trends in alcohol use must be careful not to make inappropriate comparisons. The response distributions shown in the combined forms section for 1975 to 1992 contain the responses for Forms 1-5 (through 1988) or 6 (beginning in 1989). For 1993, that section contains two sets of responses. The first set is for Forms 1, 3, and 4, the old versions of the questions; these questions provide the best comparisons for looking at trends over time from 1975 to 1993. The second set of responses is based on Forms 2, 5, and 6; these provide what we believe to be the best estimates of alcohol use and of trends from 1993 on. Beginning in 1994, all forms use the new versions of the questions.

A Note on the Questions about the Use of Hallucinogens Other Than LSD and Tranquilizers. In 2001, the questions on the use of hallucinogens other than LSD and tranquilizers were changed slightly in Forms 1, 3, and 5. For hallucinogens other than LSD, the term "other psychedelics" was replaced with "other hallucinogens" and "shrooms" was added to the list of examples. For the tranquilizer list of examples, Miltown was replaced with Xanax. In 2002, the questions in the remaining forms were also changed. The data presented in this volume contain the revised question text data for all forms.

Caution must be used when comparing data from 2001 to data from 2002 or when examining long-term trends. As with the revised alcohol questions, the set of old questions in the 2001 data (Forms 2, 4, and 6) are best used for the examination of trends over time from 1975 to 2001. The revised questions in 2001 (Forms 1, 3, and 5) and later are best used for the examination of trends from 2001 on. Beginning in 2002, all forms used the revised questions.

A Note on the Questions about the Use of Narcotics Other Than Heroin. In 2002, the questions on the use of narcotics other than heroin were revised in Forms 1, 2, and 4. The list of examples of narcotics other than heroin was updated: Talwin, laudanum, and paregoric — all of which had negligible rates of use by 2001 — were replaced with Vicodin, OxyContin, and Percocet (and Percodan and Dilaudid in Form 1 only). In 2003, the question text in the remaining forms was also changed. Again, caution must be used in the comparison of trend data involving these revised questions.

Descriptive Results

Introduction to the Table Format and Conventions

Univariate and selected bivariate percentage distributions are given in this section for all questions asked of this year's senior class. The definitions of column headings and the source of the standard content for each table are given below under the numbers indicated in Figure 1.

Definitions of Column Headings

① **Questionnaire Form.** The form from which all data on the page were derived is given here. When the designation "Forms 1-6" is used, it indicates that responses from students completing all six questionnaires (or, in some cases, two or more of the questionnaires) have been combined; accordingly, the numbers of respondents in each column are six times as large as for questions contained in a single form only.

② **Total Sample.** Univariate percentage distributions based on the total sample of respondents are given in this column.

③ **Sex.** Percentage distributions are given separately for males (M) and females (F). Respondents with missing data on the question asking the respondent's sex (question C03) are omitted from both groups.

④ **Race.** Percentage distributions are given separately for those describing themselves as "White or Caucasian" (W) and "Black or African American" (B) in answer to question C04. Comparable columns for the other racial or ethnic groups (Mexican American or Chicano, Puerto Rican, Asian American, American Indian or Native American Indian, etc.) are not shown because of the low number of cases in each group. *Note:* See the caveats regarding the interpretation of racial differences in the Introduction section of this volume.

⑤ **Region.** Percentage distributions are given separately for respondents living in each of four mutually exclusive regions of the country. The regional classifications are based on Census categories and are defined as follows:

Northeast (NE): Census classifications of New England and Middle Atlantic states; includes Maine, New Hampshire, Vermont, Massachusetts, Rhode Island, Connecticut, New York, New Jersey, and Pennsylvania.

North Central (NC): Census classifications of East North Central and West North Central states; includes Ohio, Indiana, Illinois, Michigan, Wisconsin, Minnesota, Iowa, Missouri, North Dakota, South Dakota, Nebraska, and Kansas.

South (S): Census classifications of South Atlantic, East South Central, and West South Central states; includes Delaware, Maryland, District of Columbia, Virginia, West Virginia, North Carolina, South Carolina, Georgia, Florida, Kentucky, Tennessee, Alabama, Mississippi, Arkansas, Louisiana, Oklahoma, and Texas.

West (W): Census classifications of Mountain and Pacific states; includes Montana, Idaho, Wyoming, Colorado, New Mexico, Arizona, Utah, Nevada, Washington, Oregon, and California.

⑥ **Four-Year College Plans.** Percentage distributions are given separately for (1) respondents who indicate that they "definitely will" or "probably will" graduate from a four-year college program and (2) those who say that they "definitely won't" or "probably won't" graduate from a four-year college program, based on responses to question C21d. Respondents not answering question C21d are omitted from both columns. (A number of those who do not expect to complete a four-year college program *do* expect to get some post-secondary education, as may be seen in the tables for questions C21a and C21c.)

⑦ **Illicit Drug Use: Lifetime.** Percentage distributions are given separately for five mutually exclusive subgroups differentiated by their degree of involvement with illicit drugs. Eligibility for each category is defined below.

None: This column contains data from those respondents who indicated that they had not used marijuana at any time and did not report use of any of the following illicit drugs in their lifetime: LSD, other psychedelics, cocaine, amphetamines, tranquilizers, methaqualone, barbiturates, heroin, or other narcotics.*

Marijuana Only: This column contains data from other respondents who indicated that they had used marijuana (or hashish) but had never used any of the other illicit drugs listed above.

Few Pills: This column contains data from those respondents who indicated having used one or more of the above listed drugs (other than marijuana) but who had not used any one class of them on three or more occasions *and* who had not used heroin at all.

More Pills: This column contains data from respondents who had used any of the above listed drugs (other than marijuana) on three or more occasions but who had never used heroin.

Any Heroin: This column contains data from those respondents who indicated having used heroin on one or more occasions in their lifetime.

⑧ **N (Weighted Number of Cases).** This row contains the number of students who turned in questionnaires in each of the categories indicated by the column headings. The number of cases is stated in terms of the weighted number of respondents rather than the actual number, since all percentages in the tables have been calculated using weighted cases. The actual number of respondents generally is about 15 percent higher than the weighted number for data collected in 1975, 1976, and 1977. (A comparison of weighted and unweighted numbers is provided in Table B-1 in Appendix B.) For data collected in 1978 or later, the actual number of respondents is roughly equal to the weighted number. Weighting is used to improve the accuracy of estimates by correcting for unequal probabilities of selection that arise in the multi-stage sampling of

selection that arise in the multi-stage sampling procedures.

⑨ **Percentage of Weighted Total.** This row indicates the percentage of the total number of respondents who fall into the category indicated by each column heading. Unlike all other percentages on the page, which can be summed vertically, these percentages sum horizontally. To the extent that the subcategories in a column (e.g., males and females) fail to sum to 100 percent, cases have been eliminated because of missing data on the variable in question (e.g., sex) or, in the case of race, because several subcategories have been omitted intentionally.

Table Contents

⑩ **Questions and Answers.** Each question along with its accompanying answer alternatives is presented verbatim. The alphanumeric prefix to the question indicates the section of the questionnaire in which it is located and its sequence within that section. So, for example, a prefix of B12c indicates that the item was question 12c in the B section of the questionnaire.

⑪ **Item Reference Number.** This is a unique identification number permanently assigned to each question. Any question may be located in the Question Index of the 1975-81 volumes by using this number and in the Question Index of all subsequent volumes by using this number in conjunction with the subject area code.

⑫ **Subject Area Code.** Every question has been classified into one or more subject areas; the alphanumeric code indicates the subject area (or areas) applicable to the question shown. The complete listing of subject areas is presented in Table 4 (at the beginning of the Question Index near the end of this volume). Starting with the 1982 volume, the Question Index is ordered first by subject area and then (within areas) by item reference number.

⑬ **Percentage Distribution.** Each column of numbers beside a question gives the percentage of each group (defined by the column heading) who chose each answer alternative, rounded to the nearest tenth of a percent. These figures add

*Inhalants (including the amyl and butyl nitrites) are not included in this list of illicit drugs because the relevant questions are not contained in all questionnaire forms or in all years of the study. Similarly, the use of PCP is counted only if it was reported under "other hallucinogens" use because specific questions about PCP are not included in all forms or years. This results in a few apparent inconsistencies in the tables relating the drug use index to specific questions about these drugs.

vertically to 100 percent (with some rounding error). Nonrespondents to the question are excluded from the percentage calculations.

⑭ Number of Weighted Cases Answering (N). The number of students in the relevant group (defined by the column heading) who answered the question is given just below the percentage distribution. The number of nonre-

spondents may be determined by subtracting this weighted number answering from the weighted number taking the questionnaire, shown at the top of the same column. Nonresponse may be due to the subject not answering the question, even though it pertains to him or her, or to the subject skipping inappropriate questions as instructed on a prior item.

QUESTIONNAIRE FORM 1-6 1990		TOTAL	SEX		RACE		REGION				4YR COLLEGE PLANS		ILLICIT DRUG USE: LIFETIME					
			M	F	White	Black	NE	NC	S	W	Yes	No	None	Mari- juana Only	Few Pills	More Pills	Any Her- oin	
N (Weighted No. of Cases):		15676	7862	7241	11410	1614	3358	4284	5262	2773	10245	4332	8006	2901	1872	2380	194	
% of Weighted Total:		100.0	50.2	46.2	72.8	10.3	21.4	27.3	33.6	17.7	65.4	27.6	51.1	18.5	11.9	15.2	1.2	
These next questions ask for some back-ground information about yourself.																		
C01: In what year were you born?																		
1	Before 70	0.4	0.5	0.3	0.2	0.6	0.4	0.2	0.7	0.3	0.3	0.7	0.4	0.3	0.8	0.4	2.7	
2	1970	3.2	4.0	2.0	2.0	5.4	2.4	2.4	4.7	2.6	1.8	5.5	3.2	3.3	2.7	3.0	4.4	
3	1971	28.7	32.4	24.7	27.3	32.3	24.3	32.7	29.5	26.2	25.5	34.9	27.6	28.8	29.8	30.7	27.5	
4	1972	66.5	62.2	71.4	69.6	60.1	71.0	64.2	64.1	69.0	71.0	58.3	67.3	66.7	66.1	65.1	64.9	
5	1973	1.1	0.9	1.4	1.0	1.3	1.7	0.6	0.8	1.9	1.4	0.4	1.5	0.8	0.6	0.9	0.5	
6	1974	-	-	-	-	0.1	-	-	-	0.1	-	-	-	0.1	-	-	-	
7	1975	-	-	-	-	0.1	-	-	-	-	-	-	-	-	-	-	-	
8	After 1975	-	-	-	-	0.1	0.1	-	0.1	-	-	0.1	0.1	-	0.1	-	-	
Item 10 Subject R01		N 15360	7854	7239	11403	1614	3270	4230	5128	2732	10213	4309	7925	2869	1858	2347	191	
C02: In what month were you born?																		
01	January	8.3	8.4	8.1	8.2	7.8	7.8	8.8	8.3	8.0	8.1	8.3	8.3	7.7	8.3	9.3	6.9	
02	February	8.0	7.8	8.2	8.1	7.5	7.6	8.1	8.3	7.6	8.2	7.5	7.6	8.9	8.0	8.0	7.5	
03	March	8.3	8.2	8.6	8.7	7.8	8.5	8.7	8.0	8.0	8.4	8.1	8.4	8.8	8.3	7.6	5.0	
04	April	8.4	8.7	7.9	8.3	9.4	8.9	7.8	8.7	8.0	8.7	8.1	8.3	8.6	8.2	8.4	9.6	
05	May	8.3	8.3	8.3	8.1	8.4	8.7	8.3	7.9	8.5	8.1	8.7	8.0	8.6	8.8	8.7	7.8	
06	June	7.9	7.7	8.2	7.9	7.7	8.3	7.3	8.2	7.7	7.9	8.0	7.8	8.2	7.5	8.1	10.5	
07	July	8.6	8.6	8.6	8.7	8.1	9.1	8.5	8.1	9.3	8.5	9.1	8.5	8.9	8.8	8.2	12.6	
08	August	8.7	8.7	8.7	8.8	8.3	8.4	8.0	9.4	9.1	8.7	9.0	9.3	8.1	8.4	8.0	7.6	
09	September	8.3	8.1	8.9	8.2	9.4	7.9	8.9	7.8	8.9	8.3	8.3	8.8	7.6	8.7	7.7	5.0	
10	October	8.5	8.6	8.3	8.5	9.1	8.3	8.6	8.6	8.4	8.5	8.5	8.6	7.6	8.8	9.4	5.1	
11	November	8.1	8.3	7.5	8.1	7.9	8.1	8.1	8.1	8.0	8.4	7.2	8.2	8.7	6.9	7.6	8.6	
12	December	8.6	8.6	8.7	8.4	8.7	8.4	8.7	8.5	8.5	8.3	9.1	8.1	8.5	9.3	9.0	13.9	
Item 20 Subject R01		N 15343	7845	7237	11393	1612	3270	4226	5120	2727	10205	4301	7919	2865	1855	2340	191	
C03: What is your sex?																		
1	Male	52.1	100.0	-	52.8	45.8	53.6	51.6	51.3	52.2	51.0	52.8	50.0	54.8	52.5	53.8	65.5	
2	Female	47.9	-	100.0	47.2	54.2	46.4	48.4	48.7	47.8	49.0	47.2	50.0	45.2	47.5	46.2	34.5	
Item 30 Subject R01		N 15103	7862	7241	11246	1567	3229	4158	5031	2685	10081	4214	7803	2809	1832	2307	185	
C04: How do you describe yourself?																		
1	American Indian	1.4	1.5	1.3	-	-	1.5	1.4	1.1	2.0	0.9	2.7	1.2	1.1	1.8	2.3	2.4	
2	Black or Afro-American	10.6	9.2	11.9	-	100.0	5.4	3.4	22.9	4.8	9.5	11.2	13.8	10.2	6.3	2.8	3.3	
3	Mexican American or Chicano	5.7	5.7	5.8	-	-	0.2	2.6	9.7	9.6	4.8	7.7	5.9	5.7	6.1	4.5	4.9	
4	Puerto Rican or other Latin American	2.3	2.4	2.2	-	-	4.9	0.6	2.2	1.8	2.4	1.8	2.4	1.8	2.4	2.0	2.5	
5	Oriental or Asian American	2.8	3.0	2.6	-	-	2.0	1.1	1.1	9.8	3.6	0.8	4.0	1.6	1.4	1.3	2.8	
6	White or Caucasian	75.0	76.0	74.2	100.0	-	83.3	89.0	61.5	68.3	77.0	73.0	70.3	77.9	79.9	85.0	80.6	
7	Other	2.2	2.3	2.1	-	-	2.7	1.7	1.5	3.7	1.8	2.7	2.3	1.8	2.1	2.0	3.6	
Item 40 Subject R01		N 15223	7804	7166	11410	1614	3244	4200	5096	2683	10135	4279	7862	2840	1845	2318	189	
C05: Where did you grow up mostly?																		
1	On a farm	5.5	5.8	5.1	6.4	2.8	1.5	7.8	6.2	5.2	4.1	8.8	6.2	3.6	5.2	5.1	6.9	
2	In the country, not on a farm	-	-	-	14.8	19.3	11.1	13.9	20.8	9.7	11.8	22.0	16.0	11.8	14.9	14.4	10.3	
3	In a small town	-	-	-	-	-	45.2	30.8	30.2	19.2	30.9	33.7	31.2	31.7	31.6	33.7	26.1	
4	In a large city	-	-	-	-	-	11.1	10.2	16.4	10.6	10.6	10.6	10.3	11.8	9.7	10.3	10.3	
5	In a large city, not on a farm	-	-	-	-	-	7.2	6.3	9.2	5.9	7.6	9.6	7.6	9.6	9.6	9.6	9.6	
6	In a large city, not on a farm	-	-	-	-	-	18.6	9.6	8.5	9.2	10.6	10.6	10.3	11.8	9.7	10.3	10.3	

MONITORING THE FUTURE

QUESTIONNAIRE FORM 1-6 2005	TOTAL	SEX		RACE		REGION				COLLEGE PLANS?		ILLICIT DRUG USE: LIFETIME				
		M	F	White	Black	NE	NC	S	W	Yes	No	None	Mari- juana Only	Few Pills	More Pills	Any Her- oin
<i>N (Weighted No. of Cases):</i>	15378	6962	7432	9689	1523	3065	3738	5451	3124	11471	2629	7343	3442	1468	2343	223
<i>% of Weighted Total:</i>	100.0	45.3	48.3	63.0	9.9	19.9	24.3	35.4	20.3	74.6	17.1	47.8	22.4	9.5	15.2	1.4
These next questions ask for some background information about yourself.																
C01: In what year were you born?																
1. Before '84	0.2	0.2	0.1	*	0.4	*	0.1	0.3	0.2	0.1	0.5	0.1	0.1	*	0.1	2.6
2. 1984	0.2	0.1	0.2	*	0.2	0.4	0.1	0.1	0.2	0.1	0.5	0.2	0.2	0.2	0.1	0.9
3. 1985	1.9	2.4	1.3	1.2	4.1	1.2	1.2	3.2	1.0	1.3	3.8	2.1	1.7	2.5	1.1	1.6
4. 1986	32.7	37.0	28.2	35.1	29.8	26.6	41.1	34.0	26.3	31.6	37.0	31.9	32.8	32.1	34.4	35.3
5. 1987	64.1	59.6	69.0	63.1	63.9	70.2	56.9	61.7	71.2	66.1	57.5	64.8	64.4	64.1	63.3	57.9
6. 1988	0.9	0.6	1.1	0.6	1.6	1.4	0.5	0.7	1.1	0.9	0.7	0.9	0.8	1.1	0.9	0.8
7. 1989	*	*	*	*	0.2	0.1	*	0.1	-	*	*	0.1	*	-	*	0.4
8. After 1989	*	*	-	*	-	*	*	-	*	*	*	*	-	-	0.1	0.4
<i>Item 10 Subject R01</i>	<i>N</i> 14763	6950	7426	9680	1520	2929	3597	5225	3011	11396	2607	7251	3378	1439	2279	219
C02: In what month were you born?																
01. January	8.2	8.3	8.0	8.0	8.6	8.2	8.5	7.5	8.8	8.1	8.3	8.3	7.5	7.9	8.9	7.0
02. February	7.0	6.7	7.3	7.3	6.9	7.2	7.0	6.9	7.0	7.0	7.5	7.1	6.8	6.1	7.4	10.9
03. March	8.2	8.6	7.9	8.5	8.1	8.1	8.7	7.9	7.9	8.2	8.2	7.5	9.2	7.9	8.8	10.9
04. April	8.9	9.4	8.4	9.1	7.7	8.6	9.6	8.8	8.5	9.0	7.7	8.5	9.6	7.8	9.6	9.9
05. May	8.7	8.6	8.7	8.4	9.3	8.5	7.8	9.4	8.9	9.0	7.9	9.0	8.7	8.1	8.4	8.8
06. June	8.5	8.9	8.5	8.4	8.6	9.3	8.7	7.8	8.8	8.4	8.9	8.7	7.3	10.6	8.3	10.9
07. July	8.8	8.4	9.3	9.1	8.0	8.5	8.4	9.4	8.7	8.7	9.4	8.9	8.7	9.9	8.4	6.3
08. August	9.3	9.1	9.2	9.3	10.5	10.0	9.1	9.4	8.5	9.2	10.2	9.0	9.0	10.0	9.9	11.8
09. September	8.5	8.9	8.5	8.4	9.3	7.7	8.8	8.9	8.2	8.7	7.5	9.1	8.3	8.5	6.7	8.4
10. October	8.1	7.9	8.1	8.0	8.8	8.0	7.0	8.9	8.1	8.0	8.9	8.0	8.1	7.9	8.6	6.4
11. November	7.5	7.5	7.1	7.1	7.1	7.7	7.3	7.2	7.8	7.4	7.6	6.9	8.9	7.2	7.5	5.1
12. December	8.3	7.8	8.9	8.4	7.1	8.0	9.1	7.7	8.7	8.4	7.9	8.9	7.9	8.1	7.5	3.7
<i>Item 20 Subject R01</i>	<i>N</i> 14700	6922	7408	9642	1517	2912	3578	5210	3000	11366	2587	7233	3359	1437	2259	217
C03: What is your sex?																
1. Male	48.4	100.0	-	49.6	42.0	45.8	51.4	48.3	47.3	45.3	58.2	44.4	52.7	47.8	52.8	62.8
2. Female	51.6	-	100.0	50.4	58.0	54.2	48.6	51.7	52.7	54.7	41.8	55.6	47.3	52.2	47.2	37.2
<i>Item 30 Subject R01</i>	<i>N</i> 14394	6962	7432	9491	1464	2870	3512	5078	2934	11153	2523	7091	3292	1400	2218	210
C04a: (FORMS 2, 4 and 6 ONLY) How do you describe yourself?																
2. Black or African American	10.7	9.8	11.3	-	100.0	9.3	6.8	18.5	3.0	10.2	10.1	11.8	13.5	7.1	3.7	7.3
3. Mexican American or Chicano	7.5	7.0	8.0	-	-	0.3	1.7	5.0	26.2	6.5	10.7	7.5	7.7	9.2	6.4	11.3
4. Cuban American	0.6	0.6	0.5	-	-	0.4	0.2	1.3	0.1	0.4	0.9	0.5	0.5	0.5	0.9	2.3
8. Puerto Rican	1.0	0.9	1.0	-	-	2.3	0.4	0.9	0.4	0.8	1.3	0.7	1.0	0.8	1.6	0.8
9. Other Latin American	2.9	2.7	3.0	-	-	2.4	0.8	3.5	4.7	3.0	2.7	3.3	2.2	2.9	2.6	1.7
5. Asian American	5.9	5.5	6.0	-	-	5.1	3.6	5.7	9.8	6.7	2.8	8.1	3.6	3.9	3.6	2.5
6. White (Caucasian)	66.2	67.8	65.5	100.0	-	74.9	83.7	60.5	46.8	67.3	66.1	63.1	65.9	70.5	75.8	65.8
1. American Indian (Native American Indian)	1.0	1.1	0.9	-	-	0.1	0.8	1.1	1.9	0.9	1.7	0.7	1.3	1.4	1.3	2.2
7. Other	4.3	4.5	3.8	-	-	5.2	2.0	3.6	7.2	4.1	3.7	4.3	4.4	3.6	4.2	6.0
<i>Item 40 Subject R01</i>	<i>N</i> 7264	3393	3668	4810	778	1443	1763	2592	1466	5639	1282	3633	1552	712	1173	101
C04b: (FORMS 1, 3 and 5 ONLY) How do you describe yourself? (Select one or more responses.)																
A. Black or African American	11.8	9.7	13.4	-	100.0	10.4	7.0	19.5	5.3	11.0	11.5	12.4	16.0	7.2	4.5	7.2
B. Mexican American or Chicano	6.2	6.5	6.2	-	-	0.2	1.7	3.6	22.1	5.8	7.5	6.4	5.6	7.7	5.3	6.7
C. Cuban American	0.8	0.8	0.7	-	-	0.6	0.3	1.4	0.4	0.8	0.5	0.6	1.1	0.5	0.9	2.0
D. Puerto Rican	1.2	1.3	0.8	-	-	2.0	0.9	0.9	1.0	1.0	1.4	0.7	1.5	0.9	1.4	6.7
E. Other Hispanic or Latino	6.3	5.5	6.8	-	-	4.2	1.9	6.7	12.7	6.1	6.5	6.3	6.6	7.3	4.6	4.5
F. Asian American	6.3	6.5	6.0	-	-	5.3	3.6	5.1	12.3	7.1	3.3	8.4	4.2	4.4	4.1	5.4
G. White (Caucasian)	69.6	72.0	68.0	100.0	-	79.3	86.8	64.2	49.2	70.4	71.0	66.7	68.2	76.3	79.9	71.9
H. American Indian or Alaska Native	2.5	2.8	2.2	-	-	1.5	1.9	2.8	3.7	2.0	4.4	1.8	2.4	3.7	4.0	4.8
I. Native Hawaiian or Other Pacific Islander	1.1	1.3	0.9	-	-	0.7	0.6	1.1	1.9	1.0	0.8	1.0	1.0	0.8	0.7	7.3
<i>Item 41-49 Subject R01</i>	<i>N</i> 7295	3487	3642	4879	745	1441	1786	2579	1488	5610	1293	3518	1777	709	1074	116

* = less than .05 percent.

21

QUESTIONNAIRE FORM 1-6 2005	TOTAL	SEX		RACE		REGION				COLLEGE PLANS?		ILLICIT DRUG USE: LIFETIME					
		M	F	White	Black	NE	NC	S	W	Yes	No	None	Mari- juana Only	Few Pills	More Pills	Any Her- oin	
<i>N (Weighted No. of Cases):</i>	15378	6962	7432	9689	1523	3065	3738	5451	3124	11471	2629	7343	3442	1468	2343	223	
<i>% of Weighted Total:</i>	100.0	45.3	48.3	63.0	9.9	19.9	24.3	35.4	20.3	74.6	17.1	47.8	22.4	9.5	15.2	1.4	
C05: Where did you grow up mostly?																	
1. On a farm	5.4	5.8	4.8	6.7	2.5	2.8	8.4	6.0	3.1	4.1	10.0	5.9	4.1	5.0	4.9	14.8	
2. In the country, not on a farm	14.7	14.7	14.6	18.1	11.7	9.3	20.8	18.7	5.6	13.2	21.9	14.9	12.8	16.8	15.6	13.3	
3. In a small city or town (under 50,000 people)	23.4	23.3	23.5	26.7	21.1	31.5	24.5	21.6	17.4	23.0	26.5	23.4	23.2	23.8	24.4	18.7	
4. In a medium-sized city (50,000-100,000)	13.5	12.1	15.0	11.6	19.4	8.6	9.8	14.9	20.2	13.9	12.3	13.8	14.0	13.1	12.0	14.1	
5. In a suburb of a medium-sized city	11.0	10.8	11.2	11.9	8.7	18.0	9.3	8.5	10.2	11.8	6.6	10.3	12.5	10.8	10.9	9.9	
6. In a large city (100,000-500,000)	11.5	10.7	12.2	6.9	17.8	6.7	8.3	11.3	20.7	11.5	10.8	11.8	11.4	11.4	10.5	12.6	
7. In a suburb of a large city	9.6	10.5	8.8	10.8	5.3	11.1	12.4	8.1	7.1	10.7	4.9	9.4	9.8	8.9	10.3	8.6	
8. In a very large city (over 500,000)	5.6	5.6	5.7	2.2	11.3	5.2	2.3	5.2	11.1	5.9	4.3	5.6	6.2	5.1	5.3	4.5	
9. In a suburb of a very large city	5.3	6.5	4.2	5.1	2.2	6.8	4.1	5.7	4.7	6.0	2.5	4.9	5.9	5.2	6.2	3.4	
<i>Item 50 Subject R03</i>	<i>N</i>	<i>13658</i>	<i>6439</i>	<i>6831</i>	<i>9123</i>	<i>1357</i>	<i>2719</i>	<i>3386</i>	<i>4792</i>	<i>2761</i>	<i>10641</i>	<i>2364</i>	<i>6720</i>	<i>3144</i>	<i>1324</i>	<i>2112</i>	<i>192</i>
C06: What is your present marital status?																	
1. Married	2.4	2.5	2.3	1.7	2.7	2.3	2.2	2.4	3.0	2.1	3.6	2.8	2.1	2.0	1.6	4.0	
2. Engaged	4.7	3.6	5.6	4.3	5.4	2.7	5.1	5.9	4.0	3.5	9.0	3.7	4.7	4.8	7.1	15.3	
3. Separated/divorced	0.9	1.0	0.7	0.7	1.9	0.5	1.1	1.1	0.8	0.8	1.3	0.6	1.0	1.4	1.0	6.7	
4. Single	91.9	92.9	91.4	93.2	90.0	94.5	91.6	90.6	92.1	93.6	86.1	92.9	92.2	91.9	90.3	74.1	
<i>Item 60 Subject D01, R01</i>	<i>N</i>	<i>14658</i>	<i>6866</i>	<i>7370</i>	<i>9606</i>	<i>1492</i>	<i>2887</i>	<i>3572</i>	<i>5208</i>	<i>2991</i>	<i>11348</i>	<i>2593</i>	<i>7197</i>	<i>3342</i>	<i>1434</i>	<i>2274</i>	<i>216</i>
C07: How many brothers and sisters do you have? (Include step-brothers and sisters and half-brothers and sisters.)																	
C07A: Older brothers and sisters																	
0. None	32.2	33.1	31.6	33.4	22.4	34.1	32.5	30.6	32.7	33.8	26.9	35.7	28.0	30.8	29.4	24.0	
1. One	34.6	35.3	34.1	36.2	28.4	36.2	34.9	34.3	33.3	34.4	34.7	33.7	35.5	35.2	35.2	40.5	
2. Two	17.1	16.9	17.3	17.4	19.2	16.9	17.1	17.0	17.5	17.0	18.1	16.1	18.4	17.4	18.1	14.9	
3. Three	7.6	7.2	7.8	6.9	11.7	6.1	6.6	9.1	7.7	7.3	8.3	6.9	7.8	9.5	8.5	6.3	
4. Four	3.5	3															

MONITORING THE FUTURE

QUESTIONNAIRE FORM 1-6 2005	TOTAL	SEX		RACE		REGION				COLLEGE PLANS?		ILLICIT DRUG USE: LIFETIME				
		M	F	White	Black	NE	NC	S	W	Yes	No	None	Mari- juana Only	Few Pills	More Pills	Any Her- oin
<i>N (Weighted No. of Cases):</i>	15378	6962	7432	9689	1523	3065	3738	5451	3124	11471	2629	7343	3442	1468	2343	223
<i>% of Weighted Total:</i>	100.0	45.3	48.3	63.0	9.9	19.9	24.3	35.4	20.3	74.6	17.1	47.8	22.4	9.5	15.2	1.4
C08: What is the highest level of schooling your father completed?																
1. Completed grade school or less	3.7	3.3	4.0	1.1	2.8	1.9	1.2	3.2	9.0	3.1	5.5	4.2	3.1	3.9	2.3	5.4
2. Some high school	9.8	9.8	9.7	7.7	12.9	8.8	7.3	11.1	11.2	8.1	15.8	9.0	10.5	10.0	9.8	14.9
3. Completed high school	27.3	26.2	28.0	28.7	35.0	28.7	29.9	29.2	19.4	24.8	37.2	25.5	28.3	29.5	29.4	30.8
4. Some college	15.6	15.8	15.5	17.1	13.0	14.7	14.6	16.4	16.2	16.3	13.9	15.0	16.3	15.3	17.3	16.9
5. Completed college	22.4	23.7	21.3	26.0	14.6	23.8	27.4	20.4	18.7	25.0	12.4	23.4	21.6	23.9	21.0	14.0
6. Graduate or professional school after college	14.5	15.2	14.2	16.1	6.3	15.7	14.9	12.3	16.8	17.0	4.8	15.6	14.0	11.9	13.9	12.9
7. Don't know, or does not apply	6.7	6.0	7.3	3.2	15.4	6.3	4.7	7.3	8.7	5.7	10.4	7.3	6.2	5.6	6.2	5.0
<i>Item 310 Subject R02</i>	<i>N 14636</i>	<i>6849</i>	<i>7375</i>	<i>9604</i>	<i>1487</i>	<i>2873</i>	<i>3580</i>	<i>5199</i>	<i>2983</i>	<i>11403</i>	<i>2600</i>	<i>7202</i>	<i>3340</i>	<i>1425</i>	<i>2268</i>	<i>215</i>
C09: What is the highest level of schooling your mother completed?																
1. Completed grade school or less	3.5	3.1	3.8	0.9	2.3	1.5	1.1	3.0	9.4	3.0	5.4	4.2	3.1	3.2	2.0	3.8
2. Some high school	7.4	6.4	8.4	5.0	10.7	6.6	3.8	8.7	10.3	6.2	12.2	6.6	7.9	8.0	8.0	13.0
3. Completed high school	26.0	26.7	25.4	28.1	28.5	28.9	29.4	26.3	18.8	23.7	35.1	25.5	26.8	24.7	27.4	28.0
4. Some college	20.2	19.5	21.1	21.3	23.2	16.4	21.4	21.6	20.1	20.8	18.6	19.0	20.6	22.2	22.9	18.3
5. Completed college	25.7	27.1	24.5	29.1	20.2	27.5	28.8	25.1	21.5	28.0	17.1	26.7	25.0	26.6	24.5	19.8
6. Graduate or professional school after college	12.9	12.7	13.0	14.0	9.3	15.7	12.8	10.9	13.7	14.8	5.3	13.2	13.2	11.8	12.2	12.6
7. Don't know, or does not apply	4.2	4.5	3.7	1.8	5.8	3.2	2.7	4.5	6.1	3.5	6.4	4.8	3.4	3.6	3.1	4.5
<i>Item 320 Subject R02</i>	<i>N 14655</i>	<i>6854</i>	<i>7387</i>	<i>9615</i>	<i>1487</i>	<i>2877</i>	<i>3586</i>	<i>5206</i>	<i>2986</i>	<i>11415</i>	<i>2606</i>	<i>7215</i>	<i>3343</i>	<i>1426</i>	<i>2269</i>	<i>214</i>
C10: Did your mother have a paid job (half-time or more) during the time you were growing up?																
1. No	15.7	15.6	15.7	14.8	10.0	14.9	15.0	13.9	20.4	15.8	14.2	17.3	14.6	14.4	12.9	14.8
2. Yes, some of the time when I was growing up	20.5	22.1	19.0	21.4	13.3	20.8	21.3	18.8	22.3	20.3	21.3	20.5	19.2	22.9	20.8	22.8
3. Yes, most of the time	17.4	17.5	17.2	17.1	17.7	18.2	16.8	17.1	17.7	17.0	18.9	17.0	17.8	17.3	17.6	20.5
4. Yes, all or nearly all of the time	46.4	44.7	48.2	46.7	59.0	46.1	46.9	50.2	39.6	46.9	45.6	45.2	48.4	45.3	48.7	41.9
<i>Item 330 Subject R02</i>	<i>N 14584</i>	<i>6813</i>	<i>7358</i>	<i>9593</i>	<i>1467</i>	<i>2851</i>	<i>3577</i>	<i>5185</i>	<i>2971</i>	<i>11397</i>	<i>2592</i>	<i>7189</i>	<i>3328</i>	<i>1418</i>	<i>2253</i>	<i>214</i>
C11: How would you describe your political preference?																
1. Strongly Republican	13.1	15.5	10.8	17.1	4.5	8.5	17.0	15.8	8.1	12.9	13.7	15.2	10.8	11.9	11.1	12.3
2. Mildly Republican	15.9	16.8	15.3	19.9	3.0	13.4	19.6	16.1	13.5	17.1	11.1	16.2	14.7	15.9	17.0	17.1
3. Mildly Democrat	14.6	14.1	15.1	13.1	17.0	15.9	12.7	12.9	18.4	15.8	9.3	14.1	16.2	16.6	12.7	10.0
4. Strongly Democrat	12.7	11.0	14.2	9.9	30.4	13.6	11.5	12.3	14.1	13.2	10.5	11.9	14.6	12.8	12.0	11.6
5. Independent	8.7	9.7	7.8	9.1	7.1	9.3	9.7	7.5	9.1	8.7	8.5	8.0	7.7	8.1	12.4	13.1
6. No preference	13.1	14.6	11.7	12.3	10.9	13.6	12.8	13.3	12.4	12.2	17.8	12.6	13.5	13.5	13.7	16.0
7. Other	1.4	2.0	0.8	1.3	1.6	1.0	1.2	1.4	2.1	1.3	1.9	1.2	1.2	1.9	1.8	3.7
8. Don't know, haven't decided	20.5	16.1	24.5	17.3	25.5	24.8	15.6	20.5	22.3	18.8	27.2	20.8	21.3	19.2	19.3	16.2
<i>Item 340 Subject H01</i>	<i>N 14038</i>	<i>6575</i>	<i>7089</i>	<i>9372</i>	<i>1316</i>	<i>2744</i>	<i>3489</i>	<i>4917</i>	<i>2889</i>	<i>11067</i>	<i>2446</i>	<i>6917</i>	<i>3213</i>	<i>1369</i>	<i>2196</i>	<i>191</i>
C12: How would you describe your political beliefs?																
1. Very conservative	5.2	5.7	4.4	5.7	5.8	3.3	5.7	6.6	4.0	5.1	5.5	6.7	3.5	4.0	3.6	5.1
2. Conservative	14.3	16.0	13.0	16.9	9.0	10.5	17.4	15.6	12.1	15.5	9.7	16.5	12.1	13.2	12.3	9.4
3. Moderate	25.8	26.0	26.0	26.5	25.7	24.3	27.3	26.4	24.5	26.8	21.7	25.9	25.2	27.7	25.7	24.3
4. Liberal	15.7	15.2	16.1	15.5	12.4	18.5	15.1	12.5	19.6	17.1	9.9	14.4	17.1	17.5	16.5	19.0
5. Very liberal	5.4	4.8	5.9	5.6	4.6	5.4	5.3	4.3	7.3	6.0	3.1	4.1	5.4	5.6	9.2	6.5
6. Radical	2.1	3.2	0.9	1.8	1.9	2.2	2.2	1.7	2.5	1.7	3.6	1.3	2.1	2.3	3.8	6.5
8. None of the above, or don't know	31.5	29.1	33.8	28.1	40.7	35.9	27.1	33.0	30.0	27.9	46.6	31.2	34.6	29.7	28.9	29.2
<i>Item 350 Subject H01</i>	<i>N 14476</i>	<i>6778</i>	<i>7290</i>	<i>9528</i>	<i>1454</i>	<i>2815</i>	<i>3563</i>	<i>5139</i>	<i>2959</i>	<i>11345</i>	<i>2578</i>	<i>7122</i>	<i>3307</i>	<i>1410</i>	<i>2251</i>	<i>209</i>

DESCRIPTIVE RESULTS: 2005

23

QUESTIONNAIRE FORM 1-6 2005	TOTAL	SEX		RACE		REGION				COLLEGE PLANS?		ILLICIT DRUG USE: LIFETIME				
		M	F	White	Black	NE	NC	S	W	Yes	No	None	Mari- juana Only	Few Pills	More Pills	Any Her- oin
<i>N (Weighted No. of Cases):</i> <i>% of Weighted Total:</i>	15378 100.0	6962 45.3	7432 48.3	9689 63.0	1523 9.9	3065 19.9	3738 24.3	5451 35.4	3124 20.3	11471 74.6	2629 17.1	7343 47.8	3442 22.4	1468 9.5	2343 15.2	223 1.4
C13: The next three questions are about religion.																
C13A: What is your religious preference? (NOTE: This question was omitted in the questionnaires administered in California, beginning in 1997, due to state requirements.)																
01. Baptist	19.7	18.2	20.8	17.5	50.0	4.6	13.1	35.8	6.1	18.4	24.7	21.2	17.9	18.2	18.2	14.5
02. Methodist	5.8	5.4	6.3	7.0	4.9	2.8	7.0	7.2	3.4	6.2	4.2	6.3	5.1	7.1	5.2	4.6
03. Lutheran	3.9	3.7	4.2	5.1	0.6	3.5	7.2	1.3	6.4	4.2	3.2	4.3	3.3	3.3	4.1	4.6
04. Presbyterian	2.1	2.1	2.2	2.5	0.6	2.4	2.6	1.7	2.0	2.3	1.3	2.2	1.8	3.2	1.9	2.2
05. Episcopal	1.2	1.3	1.0	1.3	1.1	1.0	0.8	1.6	1.0	1.3	1.0	1.2	1.2	1.4	1.1	2.1
06. United Church of Christ	0.9	0.9	1.0	1.1	1.1	1.5	1.2	0.7	0.3	0.9	1.0	0.6	1.5	1.0	1.1	0.9
07. Churches of Christ	4.5	4.7	4.3	4.0	8.4	3.8	5.3	4.3	5.2	4.2	5.6	5.0	4.5	4.8	2.8	6.4
08. Disciples of Christ	0.4	0.3	0.4	0.4	0.1	0.2	0.7	0.3	0.2	0.4	0.3	0.4	0.2	0.5	0.4	1.6
09. Other Protestant Christian	4.9	4.9	4.8	5.5	2.7	4.7	7.2	2.9	7.0	4.9	4.4	5.9	3.8	3.1	4.8	2.0
10. Roman Catholic	24.1	23.7	25.0	24.7	6.5	35.4	24.1	17.4	26.8	26.1	16.2	23.3	27.3	25.0	22.9	20.3
11. Eastern Orthodox	0.6	0.6	0.6	0.6	0.4	1.2	0.8	0.2	0.2	0.6	0.4	0.5	0.7	0.3	0.6	2.4
12. Latter Day Saints	0.6	0.6	0.6	0.7	0.3	0.4	0.5	0.4	2.1	0.6	0.6	0.9	0.3	0.3	0.5	0.4
13. Unitarian Universalist	0.2	0.2	0.2	0.3	-	0.4	0.3	0.1	0.2	0.2	0.2	0.2	0.3	0.2	0.2	1.1
14. Jewish	2.5	2.4	2.7	3.2	0.4	8.4	1.0	1.0	0.4	3.1	0.6	2.2	3.9	2.1	1.8	1.2
15. Muslim/Moslem	1.1	1.3	0.8	0.2	1.1	1.6	0.4	1.4	0.4	1.2	0.4	1.3	1.4	0.9	0.4	-
16. Buddhist	1.1	1.2	0.9	0.5	0.1	1.1	1.0	1.2	1.6	1.1	1.1	1.2	0.8	0.9	1.4	3.4
17. Other Religion	7.5	6.4	8.5	5.5	10.7	7.1	7.6	7.1	10.0	7.2	8.8	7.7	6.2	8.3	8.3	5.9
18. None	18.6	21.9	15.6	19.8	10.8	20.1	19.3	15.5	26.7	17.1	25.8	15.8	19.7	19.5	24.2	26.4
<i>Item 360 Subject G</i>	<i>N</i> 12671	5958	6363	8892	1350	2768	3543	5116	1244	9880	2303	6190	2864	1233	2028	190
C13B: How often do you attend religious services? (NOTE: This question was omitted in the questionnaires administered in California, beginning in 1997, due to state requirements.)																
1. Never	18.2	20.6	15.7	19.3	10.1	22.8	18.0	14.5	22.8	16.3	25.8	14.9	19.3	17.5	25.6	30.0
2. Rarely	33.4	33.6	33.4	33.4	30.8	41.5	29.7	31.6	33.5	32.4	37.1	28.1	38.7	40.1	38.0	36.8
3. Once or twice a month	15.7	16.0	15.4	15.4	17.4	15.7	16.6	15.2	14.9	16.4	12.4	14.7	17.3	15.6	16.5	14.5
4. About once a week or more	32.7	29.8	35.5	31.9	41.7	19.9	35.6	38.6	28.8	34.9	24.6	42.2	24.7	26.8	20.0	18.8
<i>Item 370 Subject G</i>	<i>N</i> 12812	6027	6425	8985	1369	2808	3573	5170	1261	9973	2337	6247	2905	1248	2053	193
C13C: How important is religion in your life? (NOTE: This question was omitted in the questionnaires administered in California, beginning in 1997, due to state requirements.)																
1. Not important	17.9	22.5	13.6	20.3	6.4	25.2	17.6	12.8	23.0	16.6	23.1	14.0	19.4	18.8	26.1	29.8
2. A little important	23.9	24.7	23.2	26.1	13.2	28.6	25.1	20.6	23.7	23.4	27.0	20.1	27.7	26.7	28.4	26.2
3. Pretty important	27.1	26.8	27.4	26.5	27.0	27.0	27.4	27.1	26.8	27.2	26.2	25.9	30.2	29.3	25.6	22.5
4. Very important	31.1	26.0	35.9	27.2	53.5	19.2	29.9	39.6	26.5	32.8	23.8	40.0	22.7	25.1	19.8	21.4
<i>Item 380 Subject G</i>	<i>N</i> 12794	6018	6420	8973	1366	2806	3571	5158	1259	9971	2330	6245	2898	1248	2048	190
C14: When are you most likely to graduate from high school?																
1. By this June	98.1	97.6	98.7	99.0	97.0	98.3	98.7	97.9	97.3	98.8	95.5	98.4	98.2	97.8	98.0	90.6
2. July to January	1.5	1.8	1.2	0.8	2.4	1.3	1.0	1.7	2.2	1.0	3.2	1.3	1.5	2.0	1.6	4.6
3. After next January	-	-	-	-	-	-	-	-	-	-	-	-	-	-	-	-
6. Don't expect to graduate	0.4	0.6	0.2	0.2	0.6	0.4	0.3	0.4	0.5	0.2	1.3	0.3	0.4	0.1	0.4	4.9
<i>Item 390 Subject B01</i>	<i>N</i> 14536	6787	7306	9563	1437	2845	3574	5152	2966	11443	2604	7146	3312	1421	2261	209
C15: Which of the following best describes your present high school program?																
1. Academic or college prep	55.4	52.6	58.6	58.1	51.9	57.5	58.7	52.0	55.5	63.6	22.0	60.7	53.6	51.7	47.2	34.3
2. General	30.5	31.7	29.4	30.7	28.6	30.2	30.0	30.8	31.0	27.3	43.9	26.2	32.4	34.0	37.8	45.6
3. Vocational, technical, or commercial	5.8	7.1	4.3	5.7	8.4	4.7	5.9	7.8	3.3	3.1	17.0	5.1	5.8	5.9	7.0	10.8
4. Other, or don't know	8.3	8.5	7.7	5.5	11.1	7.7	5.4	9.4	10.2	5.9	17.1	8.0	8.2	8.5	8.0	9.3
<i>Item 400 Subject B01</i>	<i>N</i> 14476	6759	7276	9513	1436	2808	3563	5136	2970	11423	2604	7125	3294	1418	2246	211

MONITORING THE FUTURE

QUESTIONNAIRE FORM 1-6 2005	TOTAL	SEX		RACE		REGION				COLLEGE PLANS?		ILLICIT DRUG USE: LIFETIME				
		M	F	White	Black	NE	NC	S	W	Yes	No	None	Mari- juana Only	Few Pills	More Pills	Any Her- oin
<i>N (Weighted No. of Cases):</i>	15378	6962	7432	9689	1523	3065	3738	5451	3124	11471	2629	7343	3442	1468	2343	223
<i>% of Weighted Total:</i>	100.0	45.3	48.3	63.0	9.9	19.9	24.3	35.4	20.3	74.6	17.1	47.8	22.4	9.5	15.2	1.4
C16: Compared with others your age throughout the country, how do you rate yourself on school ability?																
1. Far below average	1.2	1.5	0.7	0.9	2.3	1.1	1.0	1.7	0.9	0.6	3.8	1.0	1.2	1.2	1.0	5.0
2. Below average	2.0	2.4	1.7	1.7	2.4	1.5	1.9	2.2	2.3	1.2	5.5	1.4	2.0	1.7	3.6	8.1
3. Slightly below average	4.6	5.3	3.9	4.2	4.7	4.1	4.3	4.5	5.8	3.3	10.4	3.5	5.2	5.5	5.9	8.6
4. Average	32.7	30.7	34.0	29.9	41.4	31.6	30.2	35.0	32.7	28.7	48.7	29.1	35.1	36.0	37.5	36.7
5. Slightly above average	24.4	23.1	25.8	24.8	23.0	24.4	23.7	25.2	23.7	25.6	19.8	24.5	25.8	24.4	23.5	16.9
6. Above average	27.9	28.1	28.4	30.8	20.9	30.5	31.1	25.1	26.4	32.3	10.0	32.0	24.6	25.6	23.0	18.0
7. Far above average	7.1	8.7	5.6	7.6	5.2	6.7	7.8	6.3	8.2	8.4	1.7	8.4	6.0	5.7	5.6	6.6
<i>Item 410 Subject B01</i>	<i>N 14444</i>	<i>6748</i>	<i>7260</i>	<i>9515</i>	<i>1419</i>	<i>2811</i>	<i>3561</i>	<i>5120</i>	<i>2952</i>	<i>11413</i>	<i>2608</i>	<i>7114</i>	<i>3282</i>	<i>1412</i>	<i>2243</i>	<i>210</i>
C17: How intelligent do you think you are compared with others your age?																
1. Far below average	1.0	1.2	0.7	0.8	1.9	1.2	0.7	1.5	0.6	0.5	3.2	1.0	0.8	0.7	1.2	4.6
2. Below average	1.6	1.5	1.7	1.4	2.2	1.2	1.5	1.9	1.8	1.0	4.1	1.2	1.9	1.6	2.1	5.7
3. Slightly below average	4.1	4.2	4.0	3.9	3.6	3.7	4.0	4.2	4.6	3.1	8.7	3.5	4.2	5.1	5.0	6.2
4. Average	31.0	26.5	34.6	29.1	34.5	30.7	29.0	32.7	30.5	27.4	45.5	28.7	32.3	32.7	34.4	32.9
5. Slightly above average	25.3	23.5	27.3	25.9	24.5	25.7	25.5	25.4	24.3	26.7	20.2	25.7	26.2	24.0	24.4	22.1
6. Above average	28.5	31.5	26.1	30.7	23.5	29.1	31.0	26.3	28.7	32.0	14.0	31.2	27.1	28.1	23.6	19.2
7. Far above average	8.5	11.6	5.6	8.2	9.8	8.4	8.2	8.0	9.6	9.4	4.4	8.7	7.5	7.9	9.2	9.3
<i>Item 420 Subject B01</i>	<i>N 14451</i>	<i>6737</i>	<i>7275</i>	<i>9509</i>	<i>1427</i>	<i>2815</i>	<i>3562</i>	<i>5123</i>	<i>2951</i>	<i>11432</i>	<i>2604</i>	<i>7103</i>	<i>3294</i>	<i>1417</i>	<i>2245</i>	<i>208</i>
C18: During the LAST FOUR WEEKS, how many whole days of school have you missed . . .																
C18A: Because of illness																
1. None	57.0	62.6	52.1	58.0	57.4	58.8	58.9	55.6	55.6	57.9	54.3	63.9	53.1	49.6	48.2	40.2
2. 1 day	18.2	16.4	19.9	18.8	14.8	18.0	18.3	18.2	18.5	18.4	17.5	16.8	19.5	21.1	19.1	19.2
3. 2 days	11.3	10.0	12.5	11.2	9.6	10.3	10.5	11.8	12.3	11.0	12.0	9.3	12.9	11.7	14.2	14.8
4. 3 days	6.2	5.3	7.0	5.4	9.2	5.0	6.1	6.9	6.4	5.8	7.6	4.7	6.6	8.8	8.5	11.5
5. 4 to 5 days	4.5	3.5	5.4	4.1	4.9	5.5	4.1	4.2	4.7	4.4	5.1	3.4	5.1	6.3	5.9	6.9
6. 6 to 10 days	1.8	1.5	2.1	1.7	3.1	1.5	1.5	2.2	1.7	1.7	2.0	1.3	1.9	1.6	2.8	5.2
7. 11 or more	0.9	0.7	1.0	0.7	1.0	0.9	0.6	1.2	0.8	0.8	1.5	0.6	0.9	0.9	1.3	2.2
<i>Item 430 Subject B06</i>	<i>N 14198</i>	<i>6615</i>	<i>7150</i>	<i>9348</i>	<i>1396</i>	<i>2745</i>	<i>3504</i>	<i>5041</i>	<i>2908</i>	<i>11258</i>	<i>2566</i>	<i>6987</i>	<i>3231</i>	<i>1395</i>	<i>2200</i>	<i>206</i>
C18B: Because you skipped or "cut"																
1. None	67.6	66.2	69.3	67.2	74.4	69.4	67.5	69.1	63.6	69.6	60.0	79.2	62.7	58.1	47.2	40.2
2. 1 day	13.7	13.6	13.7	14.5	9.6	14.0	14.3	12.6	14.3	13.5	14.7	10.6	15.7	18.0	17.9	12.8
3. 2 days	7.1	7.6	6.5	7.0	5.6	6.7	6.6	6.8	8.6	6.7	8.6	5.0	7.9	9.3	10.6	10.8
4. 3 days	5.1	5.2	4.8	5.1	5.1	4.3	5.6	4.9	5.7	4.7	6.7	2.6	5.5	7.5	9.9	14.8
5. 4 to 5 days	3.4	3.7	3.3	3.5	2.8	3.1	3.4	3.4	3.8	3.0	5.5	1.4	4.5	4.2	7.6	5.8
6. 6 to 10 days	1.6	2.1	1.3	1.6	1.0	1.5	1.2	1.7	2.2	1.4	2.5	0.7	2.0	1.6	3.5	7.1
7. 11 or more	1.5	1.8	1.2	1.2	1.6	1.1	1.5	1.4	1.8	1.2	2.1	0.4	1.7	1.2	3.3	8.3
<i>Item 440 Subject B06</i>	<i>N 14022</i>	<i>6558</i>	<i>7046</i>	<i>9262</i>	<i>1362</i>	<i>2718</i>	<i>3465</i>	<i>4977</i>	<i>2861</i>	<i>11127</i>	<i>2539</i>	<i>6900</i>	<i>3192</i>	<i>1381</i>	<i>2171</i>	<i>197</i>
C18C: For other reasons																
1. None	55.0	59.1	51.0	54.6	53.6	54.6	53.6	56.3	55.0	54.5	57.7	58.5	53.0	52.7	49.0	44.0
2. 1 day	20.7	18.6	22.8	21.6	19.6	20.7	21.9	20.4	19.6	21.0	19.3	20.1	20.5	22.1	21.9	24.5
3. 2 days	11.4	10.3	12.6	11.6	11.8	11.7	11.3	11.3	11.3	11.6	9.9	10.6	13.0	10.2	12.6	10.2
4. 3 days	5.8	5.5	6.0	5.4	7.4	5.7	6.4	5.2	6.1	5.7	6.0	5.1	5.9	6.6	6.8	9.1
5. 4 to 5 days	4.3	3.8	4.8	4.3	4.5	4.2	4.4	4.1	4.7	4.4	3.9	3.7	4.5	5.9	5.2	4.4
6. 6 to 10 days	1.7	1.6	1.8	1.7	1.4	2.0	1.5	1.7	1.8	1.7	1.9	1.2	1.7	1.7	3.1	4.2
7. 11 or more	1.1	1.1	1.0	0.7	1.7	1.1	0.9	1.0	1.4	0.9	1.4	0.7	1.3	0.9	1.5	3.5
<i>Item 450 Subject B06</i>	<i>N 14091</i>	<i>6565</i>	<i>7110</i>	<i>9310</i>	<i>1376</i>	<i>2738</i>	<i>3486</i>	<i>4992</i>	<i>2874</i>	<i>11203</i>	<i>2537</i>	<i>6949</i>	<i>3218</i>	<i>1380</i>	<i>2180</i>	<i>195</i>
C19: During the last four weeks, how often have you gone to school, but skipped a class when you weren't supposed to?																
1. Not at all	64.8	62.8	66.9	66.4	64.4	65.7	68.5	68.5	53.1	65.9	60.7	76.6	58.0	53.8	46.7	44.4
2. 1 or 2 times	20.7	21.3	20.2	19.9	21.7	20.9	18.3	18.8	26.6	20.7	20.4	15.8	24.9	27.5	26.0	19.4
3. 3-5 times	9.2	9.6	8.9	8.7	9.2	8.7	8.2	7.7	13.6	8.6	11.4	5.1	11.2	13.3	16.0	18.3
4. 6-10 times	3.1	3.8	2.4	3.0	2.3	2.8	2.7	2.9	4.3	2.9	4.1	1.4	3.4	3.7	7.1	9.0
5. 11-20 times	1.1	1.2	0.9	1.1	0.6	0.8	1.3	0.9	1.2	1.0	1.4	0.5	1.4	1.4	2.1	2.6
6. More than 20 times	1.1	1.3	0.8	0.9	1.9	1.1	1.1	1.1	1.2	0.9	2.0	0.6	1.2	0.3	2.0	6.2
<i>Item 460 Subject B06</i>	<i>N 14419</i>	<i>6717</i>	<i>7269</i>	<i>9501</i>	<i>1416</i>	<i>2799</i>	<i>3561</i>	<i>5111</i>	<i>2949</i>	<i>11449</i>	<i>2616</i>	<i>7099</i>	<i>3287</i>	<i>1415</i>	<i>2234</i>	<i>208</i>

DESCRIPTIVE RESULTS: 2005

25

QUESTIONNAIRE FORM 1-6 2005	TOTAL	SEX		RACE		REGION				COLLEGE PLANS?		ILLICIT DRUG USE: LIFETIME				
		M	F	White	Black	NE	NC	S	W	Yes	No	None	Mari- juana Only	Few Pills	More Pills	Any Her- oin
<i>N (Weighted No. of Cases):</i>	15378	6962	7432	9689	1523	3065	3738	5451	3124	11471	2629	7343	3442	1468	2343	223
<i>% of Weighted Total:</i>	100.0	45.3	48.3	63.0	9.9	19.9	24.3	35.4	20.3	74.6	17.1	47.8	22.4	9.5	15.2	1.4
C20: Which of the following best describes your average grade so far in high school?																
9. A (93-100)	16.3	12.8	19.7	19.3	8.5	17.1	21.4	15.3	11.1	18.8	6.1	22.5	10.5	10.9	9.1	10.3
8. A- (90-92)	16.6	14.3	19.0	18.4	10.8	18.0	16.9	16.3	15.6	18.8	7.7	19.4	15.7	15.9	11.0	7.5
7. B+ (87-89)	18.7	17.8	19.5	18.8	17.1	19.5	18.0	18.9	18.6	19.6	14.9	19.0	18.5	19.8	18.5	12.3
6. B (83-86)	17.8	18.6	17.0	17.1	19.6	16.1	17.0	18.5	18.9	17.8	17.7	16.1	19.7	19.2	19.2	19.1
5. B- (80-82)	12.2	13.3	11.0	11.0	15.7	10.9	10.3	13.7	12.9	11.2	16.0	10.1	13.9	12.3	15.8	12.0
4. C+ (77-79)	9.2	10.6	7.8	7.7	15.1	9.7	7.6	9.2	10.8	7.7	15.4	6.8	10.8	11.6	11.8	17.3
3. C (73-76)	5.6	7.6	3.7	5.0	7.8	4.9	5.8	4.8	7.4	4.1	12.0	3.9	6.6	5.5	9.0	11.8
2. C- (70-72)	2.5	3.6	1.6	2.0	4.0	2.7	2.0	2.4	3.3	1.4	7.1	1.7	3.2	3.3	4.0	1.8
1. D (69 or below)	1.1	1.4	0.7	0.8	1.4	1.2	1.0	0.9	1.3	0.6	3.1	0.5	1.2	1.4	1.7	8.0
<i>Item 470 Subject B01</i>	<i>N 14391</i>	<i>6706</i>	<i>7248</i>	<i>9488</i>	<i>1416</i>	<i>2794</i>	<i>3551</i>	<i>5106</i>	<i>2939</i>	<i>11428</i>	<i>2615</i>	<i>7081</i>	<i>3278</i>	<i>1410</i>	<i>2229</i>	<i>209</i>
C21: How likely is it that you will do each of the following things after high school?																
C21A: Attend a technical or vocational school																
1. Definitely won't	57.3	51.6	62.9	60.9	50.9	67.0	61.8	51.5	53.0	63.7	31.0	59.9	56.9	54.5	54.2	39.0
2. Probably won't	22.0	23.8	20.6	21.4	20.0	18.7	20.2	23.0	25.7	22.3	20.9	22.2	21.2	22.6	21.9	26.6
3. Probably will	12.8	15.4	10.1	10.3	18.2	7.9	10.2	16.1	14.7	9.4	26.9	11.4	13.7	13.6	14.4	21.1
4. Definitely will	7.8	9.2	6.4	7.4	10.9	6.3	7.8	9.4	6.6	4.5	21.1	6.5	8.1	9.4	9.5	13.3
<i>Item 480 Subject B09, C03</i>	<i>N 13873</i>	<i>6417</i>	<i>7047</i>	<i>9175</i>	<i>1343</i>	<i>2650</i>	<i>3452</i>	<i>4937</i>	<i>2834</i>	<i>11164</i>	<i>2611</i>	<i>6839</i>	<i>3154</i>	<i>1353</i>	<i>2155</i>	<i>202</i>
C21B: Serve in the armed forces																
1. Definitely won't	72.8	60.7	84.5	72.8	75.4	77.4	72.7	69.7	74.1	74.5	66.2	74.4	73.3	71.0	70.5	59.8
2. Probably won't	18.6	26.1	11.5	19.8	12.7	16.3	20.0	19.2	18.2	18.1	20.8	18.6	17.7	20.2	18.7	24.4
3. Probably will	5.2	7.5	2.7	4.2	7.9	3.9	4.2	6.5	5.2	4.6	7.4	4.0	5.6	5.9	7.2	9.4
4. Definitely will	3.4	5.7	1.3	3.2	4.0	2.3	3.1	4.6	2.5	2.7	5.6	3.1	3.4	2.9	3.7	6.4
<i>Item 490 Subject B09, L01</i>	<i>N 13748</i>	<i>6347</i>	<i>7000</i>	<i>9149</i>	<i>1299</i>	<i>2639</i>	<i>3412</i>	<i>4880</i>	<i>2817</i>	<i>11126</i>	<i>2549</i>	<i>6777</i>	<i>3126</i>	<i>1344</i>	<i>2143</i>	<i>193</i>
C21C: Graduate from a two-year college program																
1. Definitely won't	42.6	40.2	45.2	46.9	35.5	52.9	48.5	37.1	35.6	47.2	24.6	46.2	41.1	38.1	37.9	30.5
2. Probably won't	19.2	21.0	17.7	20.1	18.0	15.6	21.2	21.0	17.2	19.3	19.7	19.6	18.6	19.7	18.7	22.1
3. Probably will	20.8	22.4	19.1	16.9	28.3	15.8	16.5	23.4	26.0	17.6	33.7	18.0	22.3	24.4	23.8	27.5
4. Definitely will	17.4	16.4	17.9	16.1	18.1	15.7	13.9	18.5	21.2	15.9	22.0	16.1	18.0	17.8	19.6	19.9
<i>Item 500 Subject B09</i>	<i>N 13836</i>	<i>6384</i>	<i>7045</i>	<i>9141</i>	<i>1341</i>	<i>2641</i>	<i>3430</i>	<i>4917</i>	<i>2848</i>	<i>11125</i>	<i>2608</i>	<i>6831</i>	<i>3144</i>	<i>1338</i>	<i>2150</i>	<i>202</i>
C21D: Graduate from college (four-year program)																
1. Definitely won't	9.0	11.4	6.5	9.2	9.4	7.9	9.3	10.1	7.9	-	48.4	6.7	10.0	10.5	12.1	19.8
2. Probably won't	9.6	11.1	8.2	9.3	9.3	6.7	8.9	11.1	10.6	-	51.6	8.0	10.0	11.0	12.6	20.0
3. Probably will	21.6	24.1	19.3	19.6	24.8	19.5	19.4	22.2	25.2	26.6	-	19.7	21.7	23.8	26.0	23.7
4. Definitely will	59.7	53.4	66.0	61.9	56.5	65.8	62.4	56.6	56.3	73.4	-	65.6	58.3	54.7	49.3	36.4
<i>Item 510 Subject B09</i>	<i>N 14100</i>	<i>6522</i>	<i>7154</i>	<i>9328</i>	<i>1365</i>	<i>2713</i>	<i>3488</i>	<i>5014</i>	<i>2886</i>	<i>11471</i>	<i>2629</i>	<i>6953</i>	<i>3208</i>	<i>1381</i>	<i>2184</i>	<i>201</i>
C21E: Attend graduate or professional school after college																
1. Definitely won't	17.5	20.8	14.2	18.4	18.0	15.4	18.6	18.9	15.8	9.4	52.8	14.1	18.6	19.6	23.6	31.1
2. Probably won't	27.2	29.8	25.0	29.5	21.6	24.7	29.5	27.8	25.9	25.9	33.5	25.0	29.2	30.6	29.7	28.6
3. Probably will	33.0	31.8	34.4	33.0	32.7	33.4	33.0	31.4	35.5	38.8	8.3	35.9	31.4	30.7	29.0	23.3
4. Definitely will	22.2	17.6	26.4	19.1	27.7	26.5	18.9	21.9	22.9	26.0	5.4	25.0	20.8	19.1	17.6	17.1
<i>Item 520 Subject B09</i>	<i>N 13904</i>	<i>6413</i>	<i>7087</i>	<i>9191</i>	<i>1340</i>	<i>2670</i>	<i>3431</i>	<i>4935</i>	<i>2868</i>	<i>11205</i>	<i>2606</i>	<i>6867</i>	<i>3163</i>	<i>1347</i>	<i>2152</i>	<i>204</i>

MONITORING THE FUTURE

QUESTIONNAIRE FORM 1-6 2005	TOTAL	SEX		RACE		REGION				COLLEGE PLANS?		ILLICIT DRUG USE: LIFETIME				
		M	F	White	Black	NE	NC	S	W	Yes	No	None	Mari- juana Only	Few Pills	More Pills	Any Her- oin
<i>N (Weighted No. of Cases):</i>	15378	6962	7432	9689	1523	3065	3738	5451	3124	11471	2629	7343	3442	1468	2343	223
<i>% of Weighted Total:</i>	100.0	45.3	48.3	63.0	9.9	19.9	24.3	35.4	20.3	74.6	17.1	47.8	22.4	9.5	15.2	1.4
C22: Suppose you could do just what you'd like and nothing stood in your way. How many of the following things would you WANT to do? (Mark ALL that apply)																
A. Attend a technical or vocational school	16.2	20.3	12.1	14.9	19.1	11.2	14.5	19.3	17.3	10.4	40.9	14.3	16.8	18.6	18.9	25.7
B. Serve in the armed forces	11.7	16.6	7.2	11.9	9.5	10.9	12.6	12.3	10.3	10.6	15.9	10.6	11.8	12.7	14.1	15.0
C. Graduate from a two-year college program	24.3	23.5	25.1	21.9	28.3	19.6	20.2	26.7	29.6	20.1	42.3	22.3	25.2	26.1	27.7	31.9
D. Graduate from college (four-year program)	79.3	74.7	84.0	79.5	79.8	80.5	79.0	77.3	81.7	90.4	33.5	82.1	80.0	75.8	75.3	62.1
E. Attend graduate or professional school after college	54.8	48.7	61.0	54.7	49.3	58.3	53.2	52.3	57.9	62.8	21.1	58.7	52.7	51.7	50.8	34.4
F. None of the above	5.2	6.9	3.4	5.4	5.2	5.4	5.4	5.4	4.3	3.1	14.2	4.3	4.6	5.3	7.7	12.9
<i>Item 530-580 Subject B09, C03, L01</i>	<i>N 14177</i>	<i>6573</i>	<i>7176</i>	<i>9382</i>	<i>1370</i>	<i>2724</i>	<i>3514</i>	<i>5039</i>	<i>2900</i>	<i>11356</i>	<i>2576</i>	<i>6985</i>	<i>3224</i>	<i>1394</i>	<i>2197</i>	<i>199</i>
C23: On the average over the school year, how many hours per week do you work in a paid or unpaid job?																
1. None	28.2	29.4	27.2	23.3	41.4	24.0	22.7	30.0	35.5	28.5	26.6	32.6	25.1	23.6	22.4	14.8
2. 5 or less hours	9.4	9.3	9.5	10.3	7.0	8.9	10.5	8.2	10.5	10.1	6.5	11.4	8.0	7.9	6.4	4.5
3. 6 to 10 hours	10.3	9.6	10.9	10.9	6.6	11.5	12.0	8.1	10.8	10.8	7.8	10.8	9.7	11.7	8.8	8.5
4. 11 to 15 hours	11.0	10.0	11.9	12.3	7.3	13.3	13.6	8.9	9.5	11.6	8.5	11.0	11.5	11.6	9.6	14.1
5. 16 to 20 hours	14.1	13.6	14.6	15.1	11.4	16.6	15.0	13.0	12.3	14.2	13.6	12.6	15.4	15.0	16.4	14.4
6. 21 to 25 hours	11.1	11.1	11.1	12.0	9.4	12.2	11.4	11.7	8.6	10.8	12.2	9.1	12.0	12.8	15.1	12.6
7. 26 to 30 hours	8.0	7.9	8.0	8.0	7.6	7.0	7.2	10.1	6.1	7.3	11.3	6.8	8.8	8.6	9.7	10.3
8. More than 30 hours	8.1	9.2	6.7	8.0	9.3	6.6	7.6	10.0	6.7	6.8	13.6	5.7	9.5	8.7	11.7	20.8
<i>Item 590 Subject B02, C01</i>	<i>N 14196</i>	<i>6601</i>	<i>7166</i>	<i>9397</i>	<i>1361</i>	<i>2724</i>	<i>3529</i>	<i>5041</i>	<i>2902</i>	<i>11344</i>	<i>2592</i>	<i>6986</i>	<i>3225</i>	<i>1395</i>	<i>2201</i>	<i>206</i>
C24: During an average week, how much money do you get from . . .																
C24A: A job or other work																
1. None	31.7	32.6	31.2	26.6	43.3	26.3	25.9	32.8	41.9	32.4	28.8	36.8	27.9	25.5	26.2	17.5
2. \$1-5	1.1	1.1	1.1	1.0	1.1	0.3	1.1	1.5	1.2	1.0	1.7	1.0	1.0	1.2	1.0	3.5
3. \$6-10	3.3	2.5	4.0	3.4	3.0	3.4	3.4	3.1	3.6	3.3	3.5	3.7	2.6	4.0	2.8	4.0
4. \$11-20	2.9	2.8	2.9	3.2	2.3	2.5	3.8	2.6	2.8	3.0	2.8	3.2	2.5	3.3	2.3	2.3
5. \$21-35	4.2	3.4	4.9	4.8	3.1	3.5	5.8	3.6	3.7	4.3	3.6	4.8	3.4	3.5	3.7	4.6
6. \$36-50	5.6	4.7	6.5	6.2	5.0	6.2	7.5	4.7	4.4	6.0	4.1	6.0	5.2	6.3	4.7	5.3
7. \$51-75	9.0	8.1	9.9	10.2	6.7	10.5	11.2	7.4	7.8	9.5	7.2	9.0	9.7	9.9	7.9	8.0
8. \$76-125	21.0	19.6	22.3	22.9	15.4	25.4	21.2	20.5	17.4	21.3	19.8	19.2	23.3	22.6	22.9	18.1
9. \$126+	21.1	25.1	17.2	21.6	20.1	21.8	19.9	23.8	17.1	19.3	28.5	16.2	24.4	23.6	28.5	36.8
<i>Item 600 Subject C02</i>	<i>N 13939</i>	<i>6474</i>	<i>7040</i>	<i>9256</i>	<i>1317</i>	<i>2676</i>	<i>3469</i>	<i>4956</i>	<i>2838</i>	<i>11149</i>	<i>2543</i>	<i>6843</i>	<i>3176</i>	<i>1376</i>	<i>2168</i>	<i>200</i>
C24B: Other sources (allowances, etc.)																
1. None	38.1	37.3	38.4	40.3	28.9	43.6	41.1	36.0	33.0	36.8	43.2	40.4	36.8	35.2	34.8	33.7
2. \$1-5	5.9	5.4	6.3	6.2	4.0	6.0	6.2	5.1	6.9	5.9	6.0	6.7	4.5	6.4	4.5	9.0
3. \$6-10	9.8	9.4	10.4	10.2	8.0	9.6	11.0	9.0	9.9	10.0	8.9	11.0	8.6	10.8	7.6	6.1
4. \$11-20	17.5	18.0	17.3	17.3	16.2	16.8	16.5	17.1	20.0	18.4	13.9	17.6	18.5	16.7	17.2	10.7
5. \$21-35	11.7	12.0	11.6	11.3	14.3	10.5	10.8	12.3	13.1	12.2	9.9	10.9	12.3	13.2	12.4	15.7
6. \$36-50	7.6	8.2	7.2	7.1	11.2	5.7	6.6	9.3	7.7	7.6	7.7	5.9	9.1	9.5	10.3	5.2
7. \$51-75	3.4	3.2	3.6	3.0	5.9	3.0	3.0	3.8	3.8	3.5	3.0	2.9	4.0	2.9	4.1	8.0
8. \$76-125	2.3	2.4	2.3	2.0	5.0	2.1	1.8	3.1	1.9	2.2	2.9	1.9	2.5	2.5	3.4	3.5
9. \$126+	3.6	4.3	2.8	2.7	6.6	2.7	3.0	4.3	3.8	3.4	4.5	2.8	3.7	2.8	5.6	8.1
<i>Item 610 Subject C02</i>	<i>N 13702</i>	<i>6364</i>	<i>6934</i>	<i>9091</i>	<i>1303</i>	<i>2600</i>	<i>3405</i>	<i>4873</i>	<i>2824</i>	<i>10987</i>	<i>2503</i>	<i>6748</i>	<i>3125</i>	<i>1334</i>	<i>2128</i>	<i>198</i>
C25: During a typical week, on how many evenings do you go out for fun and recreation?																
1. Less than one	11.5	10.2	12.5	8.4	18.6	8.9	9.4	12.3	15.2	10.4	15.7	15.1	8.9	8.1	6.1	8.1
2. One	13.9	12.2	15.5	12.2	16.4	11.4	12.1	15.2	15.9	13.9	13.9	17.0	12.2	9.9	9.2	8.1
3. Two	26.8	25.2	28.5	26.4	30.6	27.1	26.8	26.0	27.9	27.4	24.2	29.1	25.7	27.7	21.1	18.0
4. Three	23.5	24.3	22.8	25.5	18.3	26.2	24.1	23.3	20.5	24.2	20.4	21.6	25.7	25.3	25.7	19.1
5. Four or five	16.6	18.4	15.1	19.1	10.6	17.1	19.0	15.8	14.7	17.0	15.4	12.6	18.9	20.5	23.3	23.7
6. Six or seven	7.7	9.8	5.7	8.4	5.5	9.4	8.6	7.4	5.8	7.0	10.5	4.6	8.6	8.5	14.7	23.0
<i>Item 620 Subject C07, M01</i>	<i>N 14188</i>	<i>6591</i>	<i>7169</i>	<i>9391</i>	<i>1358</i>	<i>2726</i>	<i>3517</i>	<i>5035</i>	<i>2911</i>	<i>11328</i>	<i>2592</i>	<i>6978</i>	<i>3223</i>	<i>1396</i>	<i>2202</i>	<i>207</i>

DESCRIPTIVE RESULTS: 2005

27

QUESTIONNAIRE FORM 1-6 2005	TOTAL	SEX		RACE		REGION				COLLEGE PLANS?		ILLICIT DRUG USE: LIFETIME				
		M	F	White	Black	NE	NC	S	W	Yes	No	None	Mari- juana Only	Few Pills	More Pills	Any Her- oin
<i>N (Weighted No. of Cases):</i>	15378	6962	7432	9689	1523	3065	3738	5451	3124	11471	2629	7343	3442	1468	2343	223
<i>% of Weighted Total:</i>	100.0	45.3	48.3	63.0	9.9	19.9	24.3	35.4	20.3	74.6	17.1	47.8	22.4	9.5	15.2	1.4
C26: On the average, how often do you go out with a date (or your spouse, if you are married)?																
1. Never	27.7	28.4	27.0	24.4	32.1	28.3	25.8	26.1	32.2	27.2	29.6	35.0	21.6	20.4	19.0	9.8
2. Once a month or less	17.4	17.6	17.1	17.7	18.2	16.9	17.1	16.5	19.6	17.8	16.3	17.1	18.4	18.6	16.6	14.8
3. 2 or 3 times a month	15.1	15.7	14.6	15.2	18.5	13.1	13.8	16.3	16.2	15.0	15.0	13.6	16.7	15.9	17.3	13.3
4. Once a week	14.5	14.4	14.6	15.3	14.0	14.8	15.1	14.9	13.1	14.9	13.1	13.4	15.8	16.0	15.2	17.6
5. 2 or 3 times a week	16.0	15.8	16.4	17.3	11.1	15.5	18.2	17.0	12.0	16.2	15.4	14.3	16.9	18.6	17.6	21.9
6. Over 3 times a week	9.3	8.2	10.2	10.0	6.0	11.3	10.0	9.2	6.9	8.9	10.6	6.5	10.6	10.4	14.2	22.6
<i>Item 630 Subject C07, M01</i>	<i>N 14105</i>	<i>6558</i>	<i>7108</i>	<i>9349</i>	<i>1341</i>	<i>2701</i>	<i>3521</i>	<i>4993</i>	<i>2890</i>	<i>11221</i>	<i>2569</i>	<i>6948</i>	<i>3216</i>	<i>1380</i>	<i>2181</i>	<i>201</i>
C27: During an average week, how much do you usually drive a car, truck, or motorcycle?																
1. Not at all	16.4	13.6	18.9	9.2	35.8	20.7	9.8	13.6	25.4	15.3	20.5	18.2	15.4	14.2	13.2	16.9
2. 1 to 10 miles	8.0	6.6	9.0	5.6	11.7	9.1	5.4	7.1	11.4	7.6	9.5	8.5	8.0	7.1	6.2	9.6
3. 11 to 50 miles	22.9	20.7	25.3	23.1	21.9	23.7	24.2	21.4	23.0	24.5	16.5	25.3	23.2	20.5	16.7	14.6
4. 51 to 100 miles	22.7	24.0	21.6	25.9	16.0	22.1	25.1	23.9	18.5	23.5	20.1	22.3	23.2	25.4	22.8	18.9
5. 100 to 200 miles	17.5	19.6	15.6	21.5	7.2	15.8	20.7	19.1	12.3	17.6	16.8	15.8	17.4	20.2	21.1	21.0
6. More than 200 miles	12.6	15.5	9.6	14.6	7.3	8.6	14.9	15.0	9.4	11.6	16.6	9.9	12.8	12.6	20.1	19.1
<i>Item 640 Subject F07</i>	<i>N 14168</i>	<i>6601</i>	<i>7127</i>	<i>9373</i>	<i>1343</i>	<i>2717</i>	<i>3527</i>	<i>5013</i>	<i>2911</i>	<i>11279</i>	<i>2574</i>	<i>6971</i>	<i>3219</i>	<i>1394</i>	<i>2195</i>	<i>206</i>
C28: Within the LAST 12 MONTHS how many times, if any, have you received a ticket (OR been stopped and warned) for moving violations, such as speeding, running a stop light, or improper passing?																
0. None—GO TO Q.C30	73.0	67.8	78.0	69.0	84.9	78.6	67.9	70.0	79.1	74.0	69.1	81.1	70.5	64.8	57.1	63.9
1. Once	16.7	19.1	14.7	19.0	8.9	13.9	20.1	17.8	13.3	16.8	16.0	13.5	18.7	20.1	22.5	12.9
2. Twice	6.0	7.3	4.7	7.1	3.1	4.3	6.5	7.4	4.8	5.7	7.8	3.6	6.3	8.8	10.6	14.1
3. Three times	2.4	3.0	1.8	2.9	2.0	1.7	3.2	2.9	1.4	2.0	4.1	0.9	2.4	4.4	5.7	4.5
4. Four or more times	1.8	2.9	0.9	2.1	1.1	1.5	2.3	2.0	1.4	1.5	3.0	0.9	2.1	2.0	4.1	4.6
<i>Item 650 Subject F07, S02</i>	<i>N 13994</i>	<i>6499</i>	<i>7075</i>	<i>9300</i>	<i>1316</i>	<i>2695</i>	<i>3486</i>	<i>4930</i>	<i>2882</i>	<i>11165</i>	<i>2514</i>	<i>6937</i>	<i>3192</i>	<i>1380</i>	<i>2143</i>	<i>187</i>
C29: How many of these tickets or warnings occurred after you were . . .																
C29A: Drinking alcoholic beverages?																
0. None	93.9	92.5	96.0	94.1	94.9	96.4	93.5	93.7	93.0	94.9	91.0	98.0	95.7	93.9	87.7	78.8
1. One	4.6	5.5	3.3	4.7	4.1	3.0	5.1	4.7	4.8	4.1	6.0	1.5	3.7	5.3	9.1	7.5
2. Two	1.1	1.3	0.6	0.8	0.8	0.4	1.0	1.1	1.4	0.7	2.0	0.4	0.5	0.8	2.3	7.1
3. Three	0.3	0.4	0.1	0.3	-	-	0.4	0.3	0.3	0.2	0.6	0.2	-	-	0.6	3.0
4. Four or more	0.2	0.3	*	0.1	0.2	0.2	0.1	0.2	0.5	0.1	0.4	-	0.1	-	0.3	3.5
<i>Item 660 Subject A07a, S02</i>	<i>N† 3746</i>	<i>2074</i>	<i>1553</i>	<i>2867</i>	<i>194</i>	<i>577</i>	<i>1107</i>	<i>1467</i>	<i>595</i>	<i>2880</i>	<i>775</i>	<i>1318</i>	<i>946</i>	<i>485</i>	<i>902</i>	<i>66</i>
C29B: Smoking marijuana or hashish?																
0. None	94.7	93.0	97.2	94.7	94.5	93.7	95.1	94.9	94.4	96.1	90.7	100.0	97.0	95.3	86.5	68.5
1. One	3.7	4.7	2.3	3.9	2.7	4.5	3.2	3.4	4.4	2.8	6.5	-	2.5	3.8	8.9	21.4
2. Two	0.8	1.1	0.5	0.7	0.9	1.0	1.0	0.9	0.2	0.6	1.5	-	0.2	0.6	2.5	6.2
3. Three	0.3	0.5	0.1	0.4	0.6	0.2	0.5	0.3	-	0.2	0.8	-	0.1	0.1	1.0	1.0
4. Four or more	0.5	0.7	-	0.4	1.3	0.6	0.2	0.4	0.9	0.4	0.5	-	0.3	0.2	1.1	2.8
<i>Item 670 Subject A07a, S02</i>	<i>N† 3746</i>	<i>2074</i>	<i>1550</i>	<i>2865</i>	<i>193</i>	<i>576</i>	<i>1111</i>	<i>1462</i>	<i>597</i>	<i>2881</i>	<i>770</i>	<i>1318</i>	<i>941</i>	<i>486</i>	<i>905</i>	<i>66</i>
C29C: Using other illegal drugs?																
0. None	98.4	98.0	99.2	98.7	98.2	99.2	98.7	97.7	98.8	98.9	97.3	100.0	100.0	99.1	95.9	80.0
1. Once	1.1	1.4	0.6	0.9	1.0	0.5	0.9	1.6	0.7	0.8	1.7	-	-	0.6	3.1	11.2
2. Two	0.4	0.5	0.2	0.3	0.5	0.1	0.4	0.4	0.3	0.2	0.6	-	-	0.1	0.9	5.2
3. Three	*	*	0.1	*	0.2	0.1	-	0.1	-	*	0.1	-	-	0.1	*	0.7
4. Four or more	0.1	0.1	-	*	-	0.2	-	0.2	0.1	*	0.2	-	-	-	0.1	2.8
<i>Item 680 Subject A07a, S02</i>	<i>N† 3736</i>	<i>2067</i>	<i>1549</i>	<i>2860</i>	<i>191</i>	<i>574</i>	<i>1108</i>	<i>1457</i>	<i>597</i>	<i>2874</i>	<i>768</i>	<i>1316</i>	<i>940</i>	<i>485</i>	<i>901</i>	<i>65</i>
C30: We are interested in any accidents which occurred while you were driving a car, truck, or motorcycle. ("Accidents" means a collision involving property damage or personal injury—not bumps or scratches in parking lots.)																

*=less than .05 percent. †=excludes respondents for whom question was inappropriate.

MONITORING THE FUTURE

QUESTIONNAIRE FORM 1-6 2005	TOTAL	SEX		RACE		REGION				COLLEGE PLANS?		ILLICIT DRUG USE: LIFETIME				
		M	F	White	Black	NE	NC	S	W	Yes	No	None	Mari- juana Only	Few Pills	More Pills	Any Her- oin
<i>N (Weighted No. of Cases):</i>	15378	6962	7432	9689	1523	3065	3738	5451	3124	11471	2629	7343	3442	1468	2343	223
<i>% of Weighted Total:</i>	100.0	45.3	48.3	63.0	9.9	19.9	24.3	35.4	20.3	74.6	17.1	47.8	22.4	9.5	15.2	1.4
During the LAST 12 MONTHS, how many accidents have you had while you were driving (whether or not you were responsible)?																
0. None—GO TO Q.C32	76.0	75.9	76.3	72.2	86.8	74.8	74.3	74.7	81.5	75.9	76.6	81.6	74.5	69.4	66.2	58.4
1. One	18.1	18.4	17.6	20.8	9.5	18.8	19.4	18.8	14.3	18.4	16.7	15.0	19.4	22.4	23.0	22.4
2. Two	4.6	4.5	4.7	5.4	2.6	4.9	4.9	4.9	3.2	4.4	5.0	2.8	4.8	5.9	8.0	14.1
3. Three	0.9	0.8	0.9	1.0	0.4	0.8	0.9	1.0	0.7	0.8	1.2	0.5	0.7	1.7	1.6	2.4
4. Four or more	0.5	0.4	0.5	0.5	0.7	0.8	0.6	0.5	0.2	0.5	0.5	0.1	0.5	0.7	1.2	2.6
<i>Item 690 Subject F07, S02</i>	<i>N</i> 13885	6443	7024	9239	1304	2672	3474	4897	2843	11093	2483	6893	3158	1366	2124	196
C31: How many of these accidents occurred after you were . . .																
C31A: Drinking alcoholic beverages?																
0. None	95.7	94.7	97.2	96.1	94.1	96.2	95.7	95.1	96.6	96.7	91.9	99.1	96.5	95.3	91.1	80.4
1. One	3.5	4.4	2.5	3.4	3.2	3.4	3.0	4.2	2.8	2.8	6.9	0.7	2.8	4.7	7.8	10.1
2. Two	0.5	0.6	0.2	0.4	1.0	0.1	0.8	0.5	0.2	0.3	0.9	0.1	0.4	-	0.7	6.6
3. Three	*	*	-	*	-	-	*	-	0.2	*	0.2	-	-	-	0.2	-
4. Four or more	0.3	0.3	0.1	0.1	1.8	0.3	0.4	0.2	0.2	0.2	0.1	-	0.3	-	0.1	3.0
<i>Item 700 Subject A07a, S02</i>	<i>N†</i> 3319	1552	1660	2560	174	674	891	1235	520	2658	585	1276	805	416	709	82
C31B: Smoking marijuana or hashish?																
0. None	97.1	96.6	98.0	97.3	96.0	96.7	97.1	97.0	98.1	97.5	96.0	100.0	98.2	97.2	92.5	83.8
1. One	2.3	2.6	1.8	2.2	1.4	2.5	2.0	2.8	1.7	2.2	3.2	-	1.4	2.6	6.3	11.9
2. Two	0.3	0.4	0.2	0.4	0.4	0.4	0.5	0.2	-	0.1	0.7	-	0.1	0.3	1.1	0.9
3. Three	0.1	0.1	0.1	*	0.8	0.3	*	-	-	0.1	-	-	-	-	0.1	-
4. Four or more	0.2	0.3	*	0.1	1.3	0.1	0.4	0.1	0.2	0.2	0.1	-	0.3	-	-	3.3
<i>Item 710 Subject A07a, S02</i>	<i>N†</i> 3299	1541	1655	2550	172	672	889	1219	520	2651	575	1272	791	416	707	81
C31C: Using other illegal drugs?																
0. None	98.9	98.6	99.3	99.2	97.0	99.0	98.8	98.9	98.9	99.3	97.6	100.0	100.0	99.7	97.6	81.1
1. One	0.7	0.9	0.5	0.5	2.0	0.2	0.6	1.0	0.6	0.5	1.8	-	-	0.3	1.4	14.2
2. Two	0.2	0.2	0.1	0.2	0.2	0.2	0.4	-	-	0.1	0.3	-	-	-	0.6	1.4
3. Three	0.1	*	*	-	0.3	0.1	-	-	0.3	*	0.2	-	-	-	0.3	0.3
4. Four or more	0.2	0.2	0.1	0.1	0.5	0.4	0.2	0.1	0.2	0.1	0.1	-	-	-	0.1	3.0
<i>Item 720 Subject A07a, S02</i>	<i>N†</i> 3296	1538	1655	2547	174	672	888	1219	517	2648	575	1273	790	413	707	81
C32: (FORMS 1 AND 5 ONLY) If you have not entered military service, and do not expect to enter, GO TO PART D.																
What is, or will be, your branch of service?																
1. Army	24.4	24.6	26.2	27.6	17.7	23.3	25.4	26.9	15.6	26.3	23.6	25.8	28.6	28.9	15.6	5.9
2. Navy	15.0	15.2	17.9	17.1	9.9	10.3	19.6	12.6	20.2	16.7	11.5	18.5	12.7	10.1	17.5	-
3. Marine Corps	20.1	23.4	9.8	22.1	12.6	27.7	22.3	15.5	25.7	18.5	23.9	18.6	21.8	19.6	21.5	28.0
4. Air Force	20.2	18.6	27.6	17.0	41.6	16.3	18.3	22.0	20.5	21.2	19.2	22.9	16.7	22.1	16.5	29.8
5. Coast Guard	5.6	5.7	6.6	6.4	-	-	5.5	7.0	6.2	5.3	7.2	4.2	2.3	2.5	12.8	25.7
6. Uncertain	14.6	12.4	11.9	9.7	18.2	22.4	8.9	16.1	11.8	11.9	14.6	9.9	17.9	16.8	16.0	10.5
<i>Item 730 Subject L01</i>	<i>N†</i> 417	316	81	251	43	53	97	206	61	252	140	167	117	38	70	13
C33: (FORMS 1 AND 5 ONLY) Do you expect to be an officer?																
1. No	18.0	14.2	23.5	16.7	21.5	25.4	17.8	15.9	18.8	13.2	21.4	14.7	16.9	29.9	21.2	17.2
2. Uncertain	41.4	44.3	36.7	40.0	40.9	28.4	39.6	44.3	46.0	36.9	51.1	38.7	40.6	31.9	47.5	74.8
3. Yes	40.6	41.5	39.7	43.3	37.5	46.1	42.6	39.7	35.3	49.9	27.5	46.6	42.6	38.2	31.3	8.0
<i>Item 740 Subject L01</i>	<i>N†</i> 437	328	89	261	43	55	103	215	63	267	145	175	123	40	74	13
C34: (FORMS 1 AND 5 ONLY) Do you expect to have a career in the Armed Forces?																
1. No	24.1	22.7	21.6	23.0	32.2	34.0	21.9	21.7	27.5	24.0	20.7	26.9	23.9	21.8	22.1	11.0
2. Uncertain	46.1	49.8	37.7	50.3	22.1	44.5	50.4	46.8	38.2	46.3	51.0	39.9	44.2	48.0	55.8	89.0
3. Yes	29.8	27.6	40.7	26.7	45.7	21.5	27.7	31.6	34.3	29.7	28.3	33.2	31.9	30.3	22.0	-
<i>Item 750 Subject L01</i>	<i>N†</i> 436	328	89	263	42	54	103	217	63	268	145	174	123	40	76	13

* = less than .05 percent. † = excludes respondents for whom question was inappropriate.

QUESTIONNAIRE FORM 1-6 2005	TOTAL	SEX		RACE		REGION				COLLEGE PLANS?		ILLCIT DRUG USE: LIFETIME				
		M	F	White	Black	NE	NC	S	W	Yes	No	None	Mari- juana Only	Few Pills	More Pills	Any Her- oin
<i>N (Weighted No. of Cases):</i>	15378	6962	7432	9689	1523	3065	3738	5451	3124	11471	2629	7343	3442	1468	2343	223
<i>% of Weighted Total:</i>	100.0	45.3	48.3	63.0	9.9	19.9	24.3	35.4	20.3	74.6	17.1	47.8	22.4	9.5	15.2	1.4
C32: (FORM 6 ONLY) When you drive a car, how often do you wear a seatbelt?																
1. Never	4.5	6.2	2.3	4.0	6.9	5.1	4.3	5.7	2.1	2.7	10.4	3.0	3.9	6.0	7.5	11.2
2. Seldom	4.6	6.0	3.3	4.6	8.9	4.3	5.1	5.3	2.8	3.4	9.8	2.7	6.0	3.7	9.1	2.1
3. Sometimes	6.4	6.6	5.8	6.1	9.6	7.1	6.1	7.0	5.0	5.8	9.2	4.3	6.9	10.2	9.8	9.4
4. Often	9.5	10.5	8.6	10.3	11.0	8.1	11.2	9.9	8.1	9.4	10.5	7.5	10.9	7.5	14.6	16.4
5. Always	70.5	67.5	74.1	72.4	56.6	69.8	70.6	68.7	74.2	74.3	55.5	77.0	69.8	67.0	55.7	50.8
8. Does not apply	4.5	3.2	5.9	2.5	7.1	5.4	2.7	3.4	7.7	4.4	4.7	5.4	2.6	5.7	3.2	10.0
<i>Item 22210 Subject F07, S02, T02</i>	<i>N</i> 2374	1109	1177	1542	250	452	584	848	490	1878	443	1215	502	211	388	30
C33: (FORM 6 ONLY) When you are riding in the front passenger seat of a car, how often do you wear a seatbelt?																
1. Never	4.4	5.7	2.5	4.0	4.8	4.6	4.9	4.9	2.5	2.8	9.3	2.4	4.6	7.3	6.8	10.9
2. Seldom	5.8	7.9	3.8	5.7	10.6	6.1	6.5	6.1	4.2	4.0	13.1	3.5	7.0	6.6	10.9	5.2
3. Sometimes	8.3	8.3	8.1	8.0	14.5	8.5	8.4	10.0	5.1	7.9	9.7	5.9	8.0	12.7	12.6	21.6
4. Often	15.2	16.1	14.9	15.9	16.4	14.2	16.5	16.4	12.6	15.2	16.7	13.4	18.5	11.9	18.1	25.8
5. Always	65.8	61.2	70.5	66.2	52.9	65.8	62.9	62.3	75.5	69.8	49.7	74.5	61.6	61.6	50.6	29.7
8. Does not apply	0.5	0.7	0.2	0.3	0.8	0.8	0.8	0.3	*	0.2	1.5	0.3	0.3	-	1.0	6.7
<i>Item 22220 Subject F07, S02, T02</i>	<i>N</i> 2375	1108	1178	1545	249	455	582	851	488	1880	441	1213	503	211	389	31
The following questions are about CIGARETTE SMOKING.																
B01: Have you ever smoked cigarettes?																
1. Never—GO TO Q.B03	50.0	48.4	52.4	47.0	63.8	52.1	48.7	47.1	54.4	53.8	35.5	76.9	27.9	27.9	16.0	8.7
2. Once or twice	21.4	21.4	21.2	19.8	23.8	21.0	19.4	21.9	23.3	21.2	22.5	15.7	33.0	28.5	18.4	10.6
3. Occasionally but not regularly	12.6	13.8	11.3	14.2	6.6	12.0	13.7	12.2	12.6	12.2	13.8	4.5	19.4	20.9	22.3	19.3
4. Regularly in the past	5.4	5.4	5.2	6.0	2.0	4.1	5.4	6.8	4.2	4.7	8.3	1.3	7.4	9.3	12.3	11.1
5. Regularly now	10.6	10.9	9.9	13.0	3.8	10.8	12.8	12.0	5.5	8.1	19.8	1.6	12.3	13.5	31.0	50.3
<i>Item 760 Subject A01a</i>	<i>N</i> 14947	6882	7354	9618	1482	2983	3622	5297	3045	11361	2592	7267	3420	1457	2314	216
B02: How frequently have you smoked cigarettes during the past 30 days?																
1. Not at all—incl. (1) in Q.B01	76.8	75.2	79.3	73.0	90.0	78.0	73.2	75.4	82.5	80.0	65.2	94.1	69.5	66.4	44.8	25.8
2. Less than one cigarette per day	9.6	10.3	8.8	10.9	3.9	8.7	10.6	9.2	9.9	9.5	9.9	3.2	14.9	15.2	18.0	15.5
3. One to five cigarettes per day	6.7	6.6	6.5	7.6	4.3	5.8	7.6	7.8	4.5	5.9	9.7	1.4	9.1	11.2	15.9	14.1
4. About one-half pack per day	3.8	4.3	3.0	4.7	1.0	4.5	4.6	4.1	1.5	2.6	7.9	0.7	4.1	3.9	11.6	16.2
5. About one pack per day	2.1	2.5	1.7	2.7	0.2	1.9	2.7	2.4	1.0	1.3	5.2	0.4	1.7	1.8	7.2	15.0
6. About one and one-half packs per day	0.6	0.7	0.5	0.7	0.3	0.7	0.7	0.7	0.2	0.4	1.2	0.1	0.4	1.1	1.3	7.3
7. Two packs or more per day	0.5	0.5	0.2	0.3	0.3	0.4	0.7	0.5	0.2	0.2	0.9	0.1	0.2	0.4	1.2	6.1
<i>Item 780 Subject A01c</i>	<i>N</i> 14934	6874	7347	9605	1484	2981	3618	5297	3037	11347	2591	7263	3416	1457	2310	217
In 2004 the question text was changed in half of the questionnaire forms. "Any other beverage that contains alcohol" was added to the list of examples. In 2005 the remaining forms were changed.																
B03: Next we want to ask you about drinking alcoholic beverages, including beer, wine, liquor and any other beverage that contains alcohol.																
Have you ever had any alcoholic beverage to drink—more than just a few sips?																
1. No—GO TO Q.B07	25.5	24.3	26.3	22.0	37.3	20.4	26.5	26.4	27.8	26.4	19.9	45.0	6.6	8.0	4.8	6.2
2. Yes	74.5	75.7	73.7	78.0	62.7	79.6	73.5	73.6	72.2	73.6	80.1	55.0	93.4	92.0	95.2	93.8
<i>Item 790 Subject A01a</i>	<i>N</i> 12221	5664	6076	8005	1206	2430	2968	4320	2503	9454	2116	5992	2782	1218	1939	166
B04: On how many occasions have you had alcoholic beverages to drink—more than just a few sips . . .																

* = less than .05 percent.

MONITORING THE FUTURE

QUESTIONNAIRE FORM 1-6 2005	TOTAL	SEX		RACE		REGION				COLLEGE PLANS?		ILLCIT DRUG USE: LIFETIME				
		M	F	White	Black	NE	NC	S	W	Yes	No	None	Mari- juana Only	Few Pills	More Pills	Any Her- oin
<i>N (Weighted No. of Cases):</i>	15378	6962	7432	9689	1523	3065	3738	5451	3124	11471	2629	7343	3442	1468	2343	223
<i>% of Weighted Total:</i>	100.0	45.3	48.3	63.0	9.9	19.9	24.3	35.4	20.3	74.6	17.1	47.8	22.4	9.5	15.2	1.4
B04A: . . . in your lifetime?																
1. 0 occasions—incl. (1) in Q.B03	24.9	24.3	25.5	21.5	36.6	20.0	25.7	25.6	27.4	25.9	19.8	44.2	5.8	7.3	4.5	5.8
2. 1-2	8.7	8.1	9.2	8.0	11.7	6.9	8.6	9.3	9.7	9.3	6.9	12.9	5.6	6.1	2.4	0.6
3. 3-5	10.5	9.2	12.2	10.4	12.8	11.0	10.5	11.0	9.2	10.8	10.0	13.0	10.7	8.9	4.2	1.1
4. 6-9	9.7	8.3	11.0	9.2	11.0	8.9	8.9	10.4	10.3	9.9	9.3	9.7	12.5	10.7	6.2	2.4
5. 10-19	12.4	11.2	13.8	12.7	11.9	14.4	10.5	12.8	12.1	12.4	12.9	9.1	18.1	16.6	12.4	7.0
6. 20-39	11.0	10.8	11.4	12.3	6.6	14.2	10.9	9.6	10.4	10.9	11.1	5.3	17.6	17.2	15.4	10.0
7. 40 or more	22.7	28.2	16.9	26.0	9.4	24.6	24.8	21.3	20.8	20.6	30.0	5.8	29.6	33.1	54.8	73.2
<i>Item 810 Subject A01a</i>	<i>N 14493</i>	<i>6652</i>	<i>7203</i>	<i>9461</i>	<i>1392</i>	<i>2885</i>	<i>3515</i>	<i>5127</i>	<i>2966</i>	<i>11107</i>	<i>2476</i>	<i>7133</i>	<i>3326</i>	<i>1406</i>	<i>2263</i>	<i>202</i>
B04B: . . . during the last 12 months?																
1. 0 occasions—incl.(1) in Q.B03	31.4	30.3	32.5	27.1	46.8	24.8	31.4	33.2	34.8	32.4	26.5	52.5	11.5	13.6	7.5	8.4
2. 1-2	15.8	14.1	17.6	15.0	20.1	15.0	15.5	16.7	15.5	16.5	14.6	19.1	15.9	13.1	8.2	4.8
3. 3-5	13.6	12.0	15.1	13.1	14.7	14.8	11.9	14.1	13.7	13.6	13.8	12.0	17.3	17.4	11.3	7.1
4. 6-9	11.1	10.4	12.0	12.3	6.4	13.3	10.6	10.8	10.2	11.1	11.7	7.2	15.8	15.9	13.8	8.3
5. 10-19	11.5	11.8	11.3	13.1	5.6	14.0	12.1	9.8	11.2	11.3	12.8	5.0	18.1	16.5	18.3	17.9
6. 20-39	7.8	8.8	6.6	8.9	3.7	8.7	8.4	7.0	7.5	7.6	8.0	2.1	11.5	11.2	16.8	20.7
7. 40 or more	8.7	12.6	4.8	10.5	2.7	9.5	10.0	8.4	7.0	7.5	12.6	1.9	9.9	12.3	24.1	32.8
<i>Item 820 Subject A01b</i>	<i>N 14472</i>	<i>6644</i>	<i>7191</i>	<i>9444</i>	<i>1387</i>	<i>2887</i>	<i>3505</i>	<i>5117</i>	<i>2963</i>	<i>11098</i>	<i>2469</i>	<i>7115</i>	<i>3318</i>	<i>1410</i>	<i>2266</i>	<i>203</i>
B04C: . . . during the last 30 days?																
1. 0 occasions—incl. (1) in Q.B03	53.0	49.3	56.7	47.8	71.2	45.5	52.0	56.1	56.4	54.5	47.2	75.1	35.7	34.6	23.2	22.3
2. 1-2	21.3	20.6	22.2	22.4	17.2	25.3	20.5	20.3	20.2	21.5	21.2	16.5	28.4	28.0	22.5	16.6
3. 3-5	12.2	13.2	11.4	14.2	5.8	15.5	12.5	10.6	11.4	12.0	13.3	5.1	18.9	17.5	20.9	16.9
4. 6-9	6.3	7.2	5.4	7.3	2.9	6.9	6.5	5.7	6.5	6.0	7.0	1.6	9.2	8.9	14.3	11.9
5. 10-19	4.1	5.2	2.7	4.6	1.7	3.8	5.0	4.1	3.3	3.6	5.8	0.8	4.2	7.0	11.3	17.0
6. 20-39	1.5	2.0	1.0	1.8	0.5	1.5	1.6	1.7	1.1	1.2	2.6	0.3	1.8	1.8	4.2	7.5
7. 40 or more	1.6	2.5	0.6	1.8	0.7	1.6	2.0	1.6	1.1	1.1	3.0	0.5	1.8	2.0	3.6	7.7
<i>Item 830 Subject A01c</i>	<i>N 14451</i>	<i>6630</i>	<i>7184</i>	<i>9437</i>	<i>1382</i>	<i>2883</i>	<i>3502</i>	<i>5107</i>	<i>2958</i>	<i>11090</i>	<i>2466</i>	<i>7101</i>	<i>3319</i>	<i>1406</i>	<i>2263</i>	<i>202</i>
(FORMS 1 AND 6 ONLY) On how many occasions (if any) have you been drunk or very high from drinking alcoholic beverages?																
B04D: . . . in your lifetime?																
1. 0 occasions	42.5	39.5	45.6	36.4	63.8	34.5	41.5	45.0	46.9	43.9	38.9	67.7	15.8	17.9	13.5	7.7
2. 1-2	14.2	13.0	15.4	13.3	15.2	14.7	14.2	13.9	14.0	14.8	11.4	14.3	18.1	14.8	7.4	9.2
3. 3-5	9.2	9.4	9.4	10.0	6.8	10.4	7.0	10.3	9.0	9.2	8.9	7.1	13.0	15.9	7.1	12.5
4. 6-9	7.1	7.1	7.2	8.0	4.3	8.0	6.9	7.7	5.5	7.0	7.5	3.9	11.7	7.8	11.1	4.3
5. 10-19	7.7	7.9	7.4	8.9	4.9	7.9	9.0	6.5	7.8	7.5	8.7	3.1	13.3	11.7	12.2	11.7
6. 20-39	7.1	7.8	6.2	8.5	1.0	9.4	9.3	4.7	6.3	6.5	9.2	2.0	11.2	16.5	12.4	15.2
7. 40 or more	12.2	15.2	8.8	15.0	4.1	15.0	12.1	11.8	10.5	11.0	15.3	1.9	16.8	15.4	36.3	39.5
<i>Item 25020 Subject A01a</i>	<i>N 4538</i>	<i>2064</i>	<i>2260</i>	<i>2918</i>	<i>434</i>	<i>869</i>	<i>1120</i>	<i>1610</i>	<i>939</i>	<i>3477</i>	<i>781</i>	<i>2334</i>	<i>1017</i>	<i>388</i>	<i>681</i>	<i>58</i>
B04E: . . . during the last 12 months?																
1. 0 occasions	52.3	48.6	56.0	45.1	73.0	42.3	50.7	55.7	57.6	53.5	49.0	76.4	28.4	30.5	20.7	17.0
2. 1-2	14.7	14.9	15.0	15.3	13.3	17.0	13.3	15.1	13.6	15.5	11.6	12.4	19.2	19.0	13.7	16.2
3. 3-5	9.5	9.4	9.8	11.0	6.2	11.5	9.9	9.3	7.7	8.9	12.0	4.6	16.7	14.8	12.1	17.7
4. 6-9	6.9	6.8	7.0	8.3	2.8	7.5	7.6	5.9	7.1	6.6	8.4	2.9	11.5	9.3	11.9	8.0
5. 10-19	6.6	7.3	5.8	8.2	1.5	8.3	7.7	5.5	5.9	6.4	8.3	2.0	11.7	11.7	11.9	12.4
6. 20-39	4.5	5.3	3.6	5.6	1.7	6.5	4.2	4.1	3.8	4.3	3.8	0.8	6.8	7.8	11.2	14.8
7. 40 or more	5.4	7.6	2.8	6.5	1.5	6.8	6.6	4.5	4.3	4.7	6.9	0.8	5.8	6.9	18.5	13.9
<i>Item 25030 Subject A01b</i>	<i>N 4518</i>	<i>2053</i>	<i>2255</i>	<i>2903</i>	<i>432</i>	<i>858</i>	<i>1118</i>	<i>1605</i>	<i>937</i>	<i>3466</i>	<i>779</i>	<i>2321</i>	<i>1017</i>	<i>387</i>	<i>678</i>	<i>58</i>
B04F: . . . during the last 30 days?																
1. 0 occasions	69.8	66.4	73.6	63.6	87.5	61.3	68.7	73.1	73.5	71.5	65.7	88.5	55.1	55.8	39.7	35.4
2. 1-2	15.4	16.2	15.0	18.3	7.1	19.4	14.9	14.0	14.8	15.1	15.6	7.9	24.3	20.5	23.3	32.5
3. 3-5	7.1	8.0	6.1	8.9	2.7	10.2	7.8	5.4	6.3	6.6	8.9	2.1	11.6	13.2	13.5	13.8
4. 6-9	3.5	4.1	2.7	4.1	0.4	4.0	3.5	3.3	3.2	3.3	3.8	0.7	4.6	5.1	10.2	2.1
5. 10-19	2.7	3.3	1.9	3.4	2.0	2.8	3.6	2.5	1.6	2.4	3.0	0.4	2.8	4.5	8.8	9.1
6. 20-39	0.8	1.1	0.4	0.9	-	0.9	0.8	0.9	0.3	0.6	1.4	0.1	0.6	0.5	2.7	7.1
7. 40 or more	0.8	0.9	0.3	0.7	0.3	1.3	0.7	0.7	0.5	0.5	1.6	0.3	1.0	0.5	1.8	-
<i>Item 25040 Subject A01c</i>	<i>N 4519</i>	<i>2051</i>	<i>2253</i>	<i>2901</i>	<i>431</i>	<i>859</i>	<i>1119</i>	<i>1604</i>	<i>937</i>	<i>3467</i>	<i>781</i>	<i>2320</i>	<i>1016</i>	<i>388</i>	<i>678</i>	<i>59</i>

DESCRIPTIVE RESULTS: 2005

31

QUESTIONNAIRE FORM 1-6 2005	TOTAL	SEX		RACE		REGION				COLLEGE PLANS?		ILLICIT DRUG USE: LIFETIME				
		M	F	White	Black	NE	NC	S	W	Yes	No	None	Mari- juana Only	Few Pills	More Pills	Any Her- oin
<i>N (Weighted No. of Cases):</i> <i>% of Weighted Total:</i>	15378 100.0	6962 45.3	7432 48.3	9689 63.0	1523 9.9	3065 19.9	3738 24.3	5451 35.4	3124 20.3	11471 74.6	2629 17.1	7343 47.8	3442 22.4	1468 9.5	2343 15.2	223 1.4
B05: (FORMS 2-6 ONLY) On the occasions that you drink alcoholic beverages, how often do you drink enough to feel pretty high?																
1. On none of the occasions	23.3	20.5	26.0	18.5	43.3	19.6	20.8	26.7	24.2	23.7	21.6	42.8	15.8	12.8	6.7	7.2
2. On few of the occasions	25.8	22.2	29.4	24.2	29.9	24.4	23.7	28.0	26.2	26.0	25.3	29.5	27.4	28.8	16.3	15.3
3. On about half of the occasions	14.5	14.3	14.5	15.5	9.8	14.8	14.9	13.6	15.3	14.5	14.4	9.9	16.4	16.8	18.5	16.9
4. On most of the occasions	21.1	23.4	19.1	24.7	8.3	24.4	22.9	18.0	20.8	21.7	19.6	11.1	24.5	22.6	32.7	29.3
5. On nearly all of the occasions	15.2	19.6	11.0	17.1	8.7	16.8	17.7	13.6	13.5	14.2	19.0	6.8	15.9	19.1	25.9	31.3
<i>Item 840 Subject A01e</i>	<i>N†</i> 9123	4298	4485	6253	760	1944	2179	3187	1814	6971	1699	3310	2604	1126	1848	160
In 2004 the question text was changed in half of the questionnaire forms. "Any other beverage that contains alcohol" was added to the list of examples. In 2005 the remaining forms were changed.																
B06: Think back over the LAST TWO WEEKS. How many times have you had five or more drinks in a row? (A "drink" is a bottle of beer, a glass of wine, a wine cooler, a shot glass of liquor, a mixed drink, etc.)																
(NOTE: In four forms wine coolers were included in the question text.)																
1. None—incl. (1) in Q.B03	72.9	67.4	78.4	68.2	89.1	67.8	70.9	75.8	75.5	74.9	65.7	90.4	62.5	60.4	43.2	37.2
2. Once	10.0	10.9	9.3	11.7	4.5	13.3	10.0	8.4	9.5	9.7	10.8	5.0	15.0	14.6	15.7	12.7
3. Twice	7.5	8.8	6.3	8.7	3.1	9.0	8.2	6.3	7.1	7.1	9.5	2.6	10.7	11.2	15.6	12.2
4. Three to five times	6.5	8.3	4.6	7.9	2.1	7.6	7.2	6.1	5.3	5.8	9.1	1.4	8.8	9.4	16.6	20.5
5. Six to nine time	1.8	2.7	0.8	2.1	0.4	1.1	2.3	1.9	1.6	1.6	2.5	0.3	1.7	2.8	5.6	7.5
6. Ten or more times	1.3	1.9	0.6	1.4	0.7	1.1	1.4	1.5	1.0	0.9	2.4	0.4	1.3	1.5	3.2	9.9
<i>Item 850 Subject A01d</i>	<i>N</i> 14318	6568	7142	9355	1386	2846	3475	5059	2938	11026	2426	7104	3280	1388	2207	194
The next major section of this questionnaire deals with various other drugs. There is a lot of talk these days about this subject, but very little accurate information. Therefore, we still have a lot to learn about the actual experiences and attitudes of people your age.																
We hope that you can answer all questions; but if you find one which you feel you cannot answer honestly, we would prefer that you leave it blank.																
Remember that your answers will be kept strictly confidential; they are never connected with your name or your class.																
B07: On how many occasions (if any) have you used marijuana (weed, pot) or hashish (hash, hash oil) . . .																
B07A: . . . in your lifetime?																
1. 0 occasions	55.2	50.9	59.8	53.0	61.2	49.6	56.0	56.9	56.6	57.9	45.3	100.0	-	29.9	14.5	5.9
2. 1-2	10.0	9.9	10.0	9.5	11.4	9.0	9.3	10.5	10.8	9.8	11.1	-	32.8	12.8	6.8	1.1
3. 3-5	6.5	6.6	6.4	6.5	6.6	7.9	6.5	5.6	6.8	6.6	6.7	-	19.3	10.1	6.0	6.1
4. 6-9	4.1	4.0	4.2	4.4	3.3	4.5	3.6	4.1	4.3	4.0	4.5	-	10.2	8.1	5.5	3.0
5. 10-19	5.6	5.8	5.5	6.2	4.2	6.4	5.4	5.5	5.3	5.5	5.6	-	13.8	9.4	9.0	6.8
6. 20-39	4.3	4.3	4.2	4.7	3.2	5.9	4.2	3.7	3.7	4.3	4.3	-	7.8	9.7	9.0	6.2
7. 40 or more	14.4	18.5	9.9	15.8	10.1	16.6	15.0	13.7	12.6	12.0	22.6	-	16.1	20.0	49.2	71.0
<i>Item 860 Subject A01a</i>	<i>N</i> 14717	6799	7323	9563	1441	2922	3583	5187	3025	11281	2558	7343	3433	1441	2285	201
B07B: . . . during the last 12 months?																
1. 0 occasions	66.4	62.4	70.4	63.8	72.5	60.4	66.3	68.8	68.0	68.5	58.7	100.0	32.6	45.8	26.3	14.6
2. 1-2	9.9	9.9	9.8	10.2	9.4	10.9	9.6	8.8	10.9	9.6	11.4	-	27.7	17.3	10.3	7.4
3. 3-5	5.5	5.5	5.5	5.7	5.2	5.9	5.8	5.2	5.0	5.4	5.6	-	13.2	9.0	8.8	10.3
4. 6-9	3.8	3.6	3.7	4.1	2.5	4.5	3.7	3.4	3.7	3.6	3.9	-	8.4	6.0	7.0	8.3
5. 10-19	3.9	4.3	3.4	4.3	2.9	5.1	3.8	3.4	3.6	3.6	4.6	-	6.6	7.0	9.7	9.0
6. 20-39	2.7	3.2	2.3	3.0	1.7	3.8	2.2	2.4	2.8	2.4	3.3	-	4.0	5.4	7.6	6.2
7. 40 or more	8.0	11.1	4.8	9.0	5.7	9.3	8.7	8.0	6.0	6.8	12.6	-	7.5	9.5	30.3	44.2
<i>Item 870 Subject A01b</i>	<i>N</i> 14686	6785	7314	9548	1440	2910	3575	5180	3021	11267	2551	7343	3403	1438	2281	201

†=excludes respondents for whom question was inappropriate.

MONITORING THE FUTURE

QUESTIONNAIRE FORM 1-6 2005	TOTAL	SEX		RACE		REGION				COLLEGE PLANS?		ILLCIT DRUG USE: LIFETIME				
		M	F	White	Black	NE	NC	S	W	Yes	No	None	Mari- juana Only	Few Pills	More Pills	Any Her- oin
<i>N (Weighted No. of Cases):</i>	15378	6962	7432	9689	1523	3065	3738	5451	3124	11471	2629	7343	3442	1468	2343	223
<i>% of Weighted Total:</i>	100.0	45.3	48.3	63.0	9.9	19.9	24.3	35.4	20.3	74.6	17.1	47.8	22.4	9.5	15.2	1.4
B07C: . . . during the last 30 days?																
1. 0 occasions	80.2	76.4	84.2	78.3	84.9	75.0	80.8	81.8	82.0	81.9	75.1	100.0	67.5	69.6	46.7	30.6
2. 1-2	7.2	7.5	6.9	7.8	5.5	9.3	6.7	6.3	7.1	7.2	6.9	-	16.8	13.2	11.7	10.8
3. 3-5	3.2	3.4	2.9	3.5	2.4	4.4	2.9	2.7	3.3	3.2	3.1	-	5.8	5.7	7.8	7.7
4. 6-9	2.1	2.6	1.5	2.3	1.4	2.7	2.2	1.6	2.2	1.7	3.1	-	2.8	3.3	6.1	10.2
5. 10-19	2.3	2.8	1.7	2.5	1.9	3.2	2.0	2.2	1.9	2.0	3.5	-	2.9	3.1	7.7	9.7
6. 20-39	2.0	2.7	1.3	2.1	2.1	2.2	2.0	2.2	1.3	1.7	3.1	-	2.2	2.2	7.3	8.3
7. 40 or more	3.1	4.5	1.5	3.5	1.8	3.3	3.4	3.2	2.3	2.3	5.3	-	2.0	2.9	12.9	22.8
<i>Item 880 Subject A01c</i>	<i>N 14679</i>	<i>6783</i>	<i>7308</i>	<i>9546</i>	<i>1439</i>	<i>2913</i>	<i>3577</i>	<i>5175</i>	<i>3014</i>	<i>11260</i>	<i>2551</i>	<i>7343</i>	<i>3398</i>	<i>1438</i>	<i>2282</i>	<i>200</i>
B08: On how many occasions, if any, have you used LSD ("acid") . . .																
B08A: . . . in your lifetime?																
1. 0 occasions	96.5	95.4	97.8	96.2	98.8	96.6	96.3	96.2	97.1	97.3	93.8	100.0	100.0	96.6	85.5	35.0
2. 1-2	2.2	2.7	1.5	2.4	0.5	2.3	2.0	2.2	2.1	1.9	3.4	-	-	3.4	9.4	25.1
3. 3-5	0.5	0.7	0.3	0.6	0.1	0.5	0.6	0.4	0.4	0.3	0.9	-	-	-	2.0	11.6
4. 6-9	0.3	0.5	0.1	0.3	0.2	0.3	0.3	0.5	0.2	0.2	0.8	-	-	-	1.5	7.7
5. 10-19	0.3	0.3	0.2	0.3	0.1	0.1	0.4	0.4	0.1	0.2	0.3	-	-	-	0.8	8.5
6. 20-39	0.1	0.1	0.1	0.1	-	0.1	0.1	0.1	0.1	*	0.4	-	-	-	*	5.9
7. 40 or more	0.2	0.3	*	0.1	0.3	0.3	0.4	0.2	*	0.1	0.3	-	-	-	0.8	6.1
<i>Item 890 Subject A01a</i>	<i>N 14799</i>	<i>6857</i>	<i>7355</i>	<i>9607</i>	<i>1480</i>	<i>2933</i>	<i>3602</i>	<i>5229</i>	<i>3034</i>	<i>11346</i>	<i>2590</i>	<i>7302</i>	<i>3417</i>	<i>1451</i>	<i>2305</i>	<i>213</i>
B08B: . . . during the last 12 months?																
1. 0 occasions	98.2	97.3	99.1	98.0	99.3	98.3	97.9	98.2	98.4	98.7	96.6	100.0	100.0	99.1	92.6	60.1
2. 1-2	1.1	1.6	0.6	1.4	0.1	1.1	1.1	1.0	1.3	0.9	2.0	-	-	0.9	5.1	15.4
3. 3-5	0.2	0.3	0.1	0.2	0.1	0.3	0.4	0.2	0.1	0.2	0.5	-	-	-	0.7	9.7
4. 6-9	0.2	0.3	0.1	0.2	0.3	0.1	0.3	0.3	0.1	0.1	0.4	-	-	-	0.7	6.9
5. 10-19	0.1	0.1	0.1	0.1	*	*	0.1	0.1	0.1	*	0.2	-	-	-	0.3	3.0
6. 20-39	0.1	0.1	-	*	0.1	*	0.1	0.1	-	*	0.1	-	-	-	*	3.7
7. 40 or more	0.1	0.2	-	0.1	0.1	0.2	0.1	0.1	*	*	0.2	-	-	-	0.6	1.1
<i>Item 900 Subject A01b</i>	<i>N 14798</i>	<i>6860</i>	<i>7356</i>	<i>9611</i>	<i>1479</i>	<i>2933</i>	<i>3601</i>	<i>5228</i>	<i>3036</i>	<i>11347</i>	<i>2592</i>	<i>7303</i>	<i>3417</i>	<i>1451</i>	<i>2299</i>	<i>214</i>
B08C: . . . during the last 30 days?																
1. 0 occasions	99.3	99.0	99.7	99.4	99.4	99.3	99.1	99.3	99.4	99.5	98.7	100.0	100.0	99.8	96.9	84.2
2. 1-2	0.4	0.6	0.2	0.4	0.2	0.4	0.5	0.3	0.4	0.3	0.7	-	-	0.2	1.8	5.4
3. 3-5	0.1	0.2	0.1	0.1	0.1	0.1	0.1	0.2	0.1	0.1	0.2	-	-	-	0.4	6.0
4. 6-9	0.1	0.1	0.1	*	0.2	-	0.2	0.1	0.1	*	0.2	-	-	-	0.4	2.2
5. 10-19	*	*	*	*	-	*	*	0.1	-	*	0.1	-	-	-	0.1	1.0
6. 20-39	*	*	-	*	-	-	*	*	-	*	*	-	-	-	0.1	-
7. 40 or more	0.1	0.1	-	*	0.1	0.2	*	0.1	*	*	0.1	-	-	-	0.3	1.1
<i>Item 910 Subject A01c</i>	<i>N 14797</i>	<i>6860</i>	<i>7355</i>	<i>9609</i>	<i>1480</i>	<i>2933</i>	<i>3601</i>	<i>5228</i>	<i>3035</i>	<i>11346</i>	<i>2593</i>	<i>7305</i>	<i>3418</i>	<i>1450</i>	<i>2300</i>	<i>212</i>
In 2001 the question text was changed in half of the questionnaire forms. "Other psychedelics" was changed to "other hallucinogens" and "shrooms" was added to the list of examples. In 2002, the remaining forms were changed. Data presented here are based on responses to the changed question version.																
B09: On how many occasions (if any) have you used hallucinogens other than LSD (like mescaline, peyote, "shrooms" or psilocybin, PCP) . . .																
B09A: . . . in your lifetime?																
1. 0 occasions	91.9	89.7	94.3	90.7	97.8	92.3	90.9	91.8	92.7	92.7	88.9	100.0	100.0	84.3	64.7	24.5
2. 1-2	4.5	5.1	3.8	5.2	1.3	4.3	4.5	4.6	4.5	4.2	5.9	-	-	15.7	17.2	20.5
3. 3-5	1.9	2.6	1.1	2.2	0.4	2.0	2.3	1.9	1.4	1.8	2.4	-	-	-	10.6	17.8
4. 6-9	0.7	1.0	0.3	0.8	0.1	0.4	0.9	0.7	0.7	0.6	1.1	-	-	-	3.7	9.0
5. 10-19	0.5	0.8	0.2	0.5	*	0.4	0.6	0.5	0.4	0.4	0.7	-	-	-	2.0	11.6
6. 20-39	0.2	0.3	0.1	0.2	0.1	0.3	0.2	0.1	0.3	0.2	0.4	-	-	-	0.9	5.3
7. 40 or more	0.3	0.4	0.1	0.3	0.2	0.3	0.5	0.3	0.1	0.2	0.6	-	-	-	0.8	11.2
<i>Item 920 Subject A01a</i>	<i>N 14763</i>	<i>6850</i>	<i>7336</i>	<i>9587</i>	<i>1472</i>	<i>2919</i>	<i>3601</i>	<i>5219</i>	<i>3023</i>	<i>11337</i>	<i>2574</i>	<i>7288</i>	<i>3398</i>	<i>1449</i>	<i>2300</i>	<i>215</i>

* = less than .05 percent.

QUESTIONNAIRE FORM 1-6 2005	TOTAL	SEX		RACE		REGION				COLLEGE PLANS?		ILLICIT DRUG USE: LIFETIME				
		M	F	White	Black	NE	NC	S	W	Yes	No	None	Mari- juana Only	Few Pills	More Pills	Any Her- oin
<i>N (Weighted No. of Cases):</i>	15378	6962	7432	9689	1523	3065	3738	5451	3124	11471	2629	7343	3442	1468	2343	223
<i>% of Weighted Total:</i>	100.0	45.3	48.3	63.0	9.9	19.9	24.3	35.4	20.3	74.6	17.1	47.8	22.4	9.5	15.2	1.4
B09B: . . . during the last 12 months?																
1. 0 occasions	95.0	93.3	96.8	94.2	98.7	95.1	93.7	95.3	96.0	95.6	93.2	100.0	100.0	92.7	77.4	47.0
2. 1-2	3.2	4.1	2.4	3.9	0.8	3.0	4.1	3.0	2.7	3.0	3.9	-	-	7.3	14.5	16.9
3. 3-5	1.1	1.7	0.5	1.3	0.1	1.4	1.3	1.0	0.7	0.9	1.7	-	-	-	5.5	15.4
4. 6-9	0.4	0.5	0.2	0.4	0.1	0.3	0.5	0.4	0.3	0.3	0.6	-	-	-	1.5	9.2
5. 10-19	0.2	0.2	0.1	0.2	0.1	0.2	0.2	0.1	0.2	0.1	0.5	-	-	-	0.5	6.5
6. 20-39	0.1	0.1	*	0.1	-	-	0.1	0.1	0.1	0.1	0.1	-	-	-	0.2	2.9
7. 40 or more	0.1	0.1	*	0.1	0.2	*	0.2	0.1	*	0.1	-	-	-	-	0.4	2.2
<i>Item 930 Subject A01b</i>	<i>N</i> 14758	6848	7334	9585	1472	2916	3602	5216	3024	11332	2577	7289	3398	1446	2298	214
B09C: . . . during the last 30 days?																
1. 0 occasions	98.4	97.7	99.2	98.4	99.1	98.6	97.9	98.4	98.9	98.8	97.4	100.0	100.0	98.6	93.2	73.3
2. 1-2	1.1	1.6	0.7	1.3	0.5	0.9	1.4	1.2	0.8	0.9	1.8	-	-	1.4	5.1	12.8
3. 3-5	0.3	0.5	*	0.2	0.1	0.4	0.3	0.3	0.2	0.2	0.6	-	-	-	1.2	7.8
4. 6-9	0.1	0.1	*	0.1	0.1	*	0.2	0.1	0.1	0.1	0.2	-	-	-	0.2	4.0
5. 10-19	*	*	*	*	-	-	0.1	*	*	*	-	-	-	-	0.2	0.5
6. 20-39	-	-	-	-	-	-	-	-	-	-	-	-	-	-	-	-
7. 40 or more	*	*	*	*	0.2	*	0.1	0.1	*	*	-	-	-	-	0.1	1.6
<i>Item 940 Subject A01c</i>	<i>N</i> 14753	6847	7333	9583	1472	2915	3600	5215	3023	11330	2575	7288	3398	1446	2296	213
B10: On how many occasions (if any) have you used cocaine (sometimes called "coke", "crack", "rock") . . .																
B10A: . . . in your lifetime?																
1. 0 occasions	92.0	90.8	93.2	91.5	97.9	92.6	92.2	91.5	91.8	93.2	87.4	100.0	100.0	86.4	64.7	14.1
2. 1-2	3.3	3.6	3.0	3.4	1.0	2.7	3.1	3.4	3.7	2.8	5.4	-	-	12.6	11.8	15.4
3. 3-5	1.6	1.8	1.4	1.7	0.5	1.7	1.8	1.6	1.4	1.4	2.2	-	-	1.0	8.6	12.2
4. 6-9	0.8	1.0	0.6	0.9	0.2	0.7	0.7	1.0	0.8	0.7	1.4	-	-	-	4.0	13.8
5. 10-19	0.8	0.8	0.7	0.9	-	0.7	0.6	0.9	0.7	0.7	1.0	-	-	-	4.1	8.4
6. 20-39	0.4	0.4	0.4	0.4	0.1	0.5	0.6	0.3	0.5	0.3	0.8	-	-	-	2.3	6.5
7. 40 or more	1.1	1.4	0.8	1.1	0.3	1.1	1.0	1.3	1.1	0.9	1.8	-	-	-	4.6	29.5
<i>Item 950 Subject A01a</i>	<i>N</i> 14670	6857	7323	9577	1482	2917	3584	5164	3005	11307	2575	7250	3378	1438	2259	214
B10B: . . . during the last 12 months?																
1. 0 occasions	94.9	94.2	95.8	94.6	98.6	95.3	95.0	94.7	95.0	95.6	92.5	100.0	100.0	95.4	75.9	37.0
2. 1-2	2.0	2.2	1.8	2.3	0.7	1.8	2.1	2.2	1.8	1.9	2.9	-	-	4.3	9.3	13.1
3. 3-5	0.9	1.1	0.8	1.0	0.1	0.8	1.1	0.8	0.9	0.8	1.2	-	-	0.3	4.6	12.2
4. 6-9	0.7	0.8	0.5	0.7	0.2	0.8	0.4	0.7	0.7	0.5	1.3	-	-	-	3.5	8.7
5. 10-19	0.6	0.7	0.5	0.7	0.2	0.4	0.8	0.6	0.4	0.5	0.7	-	-	-	3.2	7.9
6. 20-39	0.3	0.3	0.2	0.3	-	0.3	0.2	0.2	0.5	0.2	0.5	-	-	-	1.2	7.5
7. 40 or more	0.6	0.8	0.3	0.5	0.1	0.5	0.4	0.7	0.7	0.4	0.9	-	-	-	2.4	13.5
<i>Item 960 Subject A01b</i>	<i>N</i> 14666	6851	7324	9570	1481	2912	3585	5164	3004	11305	2573	7255	3378	1433	2255	211
B10C: . . . during the last 30 days?																
1. 0 occasions	97.7	97.4	98.2	97.7	99.5	97.7	98.0	97.5	97.8	98.2	96.6	100.0	100.0	98.8	89.3	65.2
2. 1-2	1.2	1.3	1.1	1.3	0.3	1.1	1.2	1.4	1.0	1.1	1.7	-	-	1.1	6.1	9.5
3. 3-5	0.4	0.5	0.3	0.5	0.1	0.5	0.3	0.4	0.5	0.3	0.4	-	-	0.1	1.9	7.9
4. 6-9	0.2	0.3	0.1	0.2	0.1	0.3	0.2	0.3	0.2	0.2	0.5	-	-	-	1.0	6.4
5. 10-19	0.2	0.3	0.2	0.2	-	0.1	0.2	0.3	0.2	0.2	0.4	-	-	-	0.8	6.6
6. 20-39	0.1	0.1	*	0.1	-	0.1	*	0.1	0.1	0.1	0.1	-	-	-	0.4	1.1
7. 40 or more	0.1	0.1	0.1	0.1	-	0.1	0.1	0.1	0.2	0.1	0.2	-	-	-	0.5	3.4
<i>Item 970 Subject A01c</i>	<i>N</i> 14663	6848	7324	9568	1481	2911	3584	5163	3004	11304	2572	7255	3378	1431	2255	211
(Data is combined from Forms 1-6, question number and section may vary.) On how many occasions (if any) have you used "crack" (cocaine in chunk or rock form) . . .																
B10D: . . . in your lifetime?																
1. 0 occasions	96.6	96.3	97.1	96.6	99.1	97.2	96.2	96.8	96.4	97.1	94.5	100.0	100.0	94.5	87.3	38.5
2. 1-2	1.7	2.0	1.4	1.9	0.2	1.6	2.0	1.6	1.8	1.6	2.6	-	-	5.2	6.0	21.1
3. 3-5	0.6	0.5	0.6	0.6	0.3	0.5	0.6	0.6	0.7	0.5	0.9	-	-	-	2.7	10.9
4. 6-9	0.3	0.3	0.3	0.3	*	0.2	0.3	0.4	0.3	0.3	0.4	-	-	-	1.1	8.6
5. 10-19	0.2	0.3	0.2	0.3	0.1	0.1	0.3	0.3	0.1	0.2	0.6	-	-	-	1.1	4.5
6. 20-39	0.1	0.1	0.1	0.1	-	0.1	0.2	0.1	0.3	0.1	0.3	-	-	0.2	0.6	2.0
7. 40 or more	0.4	0.4	0.3	0.3	0.3	0.3	0.5	0.3	0.5	0.3	0.7	-	-	0.2	1.1	14.5
<i>Item 22260 Subject A01a</i>	<i>N</i> 14199	6598	7141	9365	1382	2766	3509	5021	2904	11048	2497	7039	3246	1374	2193	196

*=less than .05 percent.

MONITORING THE FUTURE

QUESTIONNAIRE FORM 1-6 2005	TOTAL	SEX		RACE		REGION				COLLEGE PLANS?		ILLICIT DRUG USE: LIFETIME				
		M	F	White	Black	NE	NC	S	W	Yes	No	None	Mari- juana Only	Few Pills	More Pills	Any Her- oin
<i>N (Weighted No. of Cases):</i> <i>% of Weighted Total:</i>	15378 100.0	6962 45.3	7432 48.3	9689 63.0	1523 9.9	3065 19.9	3738 24.3	5451 35.4	3124 20.3	11471 74.6	2629 17.1	7343 47.8	3442 22.4	1468 9.5	2343 15.2	223 1.4
B10E: . . . during the last 12 months?																
1. 0 occasions	98.1	97.9	98.5	98.1	99.3	98.5	97.7	98.3	98.0	98.5	96.7	100.0	100.0	97.8	93.1	58.0
2. 1-2	0.8	0.9	0.7	1.0	0.1	0.7	0.9	0.8	0.8	0.6	1.5	-	-	1.8	3.1	11.2
3. 3-5	0.4	0.4	0.3	0.3	0.4	0.3	0.5	0.3	0.4	0.3	0.7	-	-	-	1.3	11.9
4. 6-9	0.2	0.3	0.1	0.2	-	0.1	0.2	0.3	0.2	0.2	0.3	-	-	0.1	0.6	7.5
5. 10-19	0.2	0.2	0.2	0.2	0.1	0.1	0.3	0.2	0.2	0.2	0.3	-	-	-	1.0	4.9
6. 20-39	0.1	0.1	0.1	0.1	*	0.1	0.1	0.1	0.2	0.1	0.2	-	-	*	0.5	2.3
7. 40 or more	0.2	0.2	0.1	0.1	*	0.2	0.2	*	0.2	0.1	0.3	-	-	0.2	0.6	4.1
<i>Item 22270 Subject A01b</i>	<i>N 14208</i>	<i>6600</i>	<i>7145</i>	<i>9368</i>	<i>1382</i>	<i>2763</i>	<i>3514</i>	<i>5022</i>	<i>2908</i>	<i>11054</i>	<i>2497</i>	<i>7043</i>	<i>3248</i>	<i>1373</i>	<i>2199</i>	<i>194</i>
B10F: . . . during the last 30 days?																
1. 0 occasions	99.1	99.0	99.3	99.2	99.6	99.3	98.9	99.2	99.0	99.3	98.5	100.0	100.0	99.4	96.7	77.1
2. 1-2	0.4	0.4	0.4	0.4	0.1	0.4	0.5	0.3	0.5	0.3	0.7	-	-	0.4	1.7	8.1
3. 3-5	0.2	0.3	0.1	0.2	0.2	0.2	0.3	0.2	0.1	0.2	0.3	-	-	-	0.7	8.3
4. 6-9	0.1	0.1	0.1	0.1	-	*	0.1	0.2	0.2	0.1	0.2	-	-	-	0.4	3.8
5. 10-19	0.1	0.1	*	*	0.1	-	*	0.1	0.1	*	0.1	-	-	-	0.2	1.3
6. 20-39	*	-	*	*	-	*	*	-	-	*	-	-	-	-	0.1	-
7. 40 or more	0.1	0.1	*	*	-	0.1	0.2	*	0.1	0.1	0.1	-	-	0.2	0.3	1.4
<i>Item 22280 Subject A01c</i>	<i>N 14205</i>	<i>6597</i>	<i>7146</i>	<i>9367</i>	<i>1381</i>	<i>2763</i>	<i>3512</i>	<i>5022</i>	<i>2908</i>	<i>11050</i>	<i>2498</i>	<i>7043</i>	<i>3248</i>	<i>1372</i>	<i>2196</i>	<i>194</i>
(FORMS 1, 3, 4, AND 6 ONLY) On how many occasions (if any) have you used cocaine in any other form . . .																
B10G: . . . in your lifetime?																
1. 0 occasions	92.9	91.9	94.0	92.3	97.9	93.0	93.3	92.4	93.2	93.8	89.5	100.0	100.0	89.9	66.6	15.5
2. 1-2	3.1	3.2	3.1	3.3	1.1	2.7	3.0	3.4	3.2	2.8	4.6	-	-	10.1	12.7	18.5
3. 3-5	1.2	1.8	0.7	1.4	0.5	1.8	1.3	1.1	0.8	1.0	1.7	-	-	-	7.0	12.4
4. 6-9	0.8	0.8	0.7	0.8	0.2	0.6	0.7	0.9	0.9	0.6	1.7	-	-	-	3.9	12.9
5. 10-19	0.7	0.8	0.5	0.8	-	0.5	0.5	0.7	0.8	0.6	0.8	-	-	-	3.6	8.4
6. 20-39	0.4	0.4	0.4	0.5	-	0.7	0.4	0.4	0.3	0.4	0.4	-	-	-	2.4	6.5
7. 40 or more	0.9	1.1	0.7	0.9	0.3	0.8	0.8	1.1	0.8	0.8	1.5	-	-	-	3.8	25.7
<i>Item 22320 Subject A01a</i>	<i>N 9715</i>	<i>4530</i>	<i>4830</i>	<i>6310</i>	<i>977</i>	<i>1932</i>	<i>2370</i>	<i>3412</i>	<i>2002</i>	<i>7443</i>	<i>1712</i>	<i>4908</i>	<i>2195</i>	<i>912</i>	<i>1488</i>	<i>118</i>
B10H: . . . during the last 12 months?																
1. 0 occasions	95.5	94.6	96.4	95.2	98.6	95.7	95.8	95.3	95.3	96.1	93.3	100.0	100.0	96.4	77.6	37.8
2. 1-2	2.0	2.3	1.6	2.1	0.9	1.6	2.0	2.2	1.9	1.7	2.9	-	-	3.6	9.5	16.7
3. 3-5	0.6	0.8	0.4	0.7	-	0.8	0.8	0.5	0.5	0.5	1.1	-	-	-	3.5	8.8
4. 6-9	0.6	0.7	0.6	0.6	0.2	0.8	0.5	0.6	0.7	0.5	1.1	-	-	-	3.4	9.1
5. 10-19	0.5	0.6	0.5	0.6	0.3	0.4	0.4	0.6	0.7	0.5	0.6	-	-	-	2.9	6.1
6. 20-39	0.3	0.4	0.2	0.4	-	0.4	0.2	0.2	0.4	0.3	0.2	-	-	-	1.2	9.5
7. 40 or more	0.4	0.7	0.2	0.4	0.1	0.3	0.3	0.6	0.5	0.3	0.8	-	-	-	1.8	12.1
<i>Item 22330 Subject A01b</i>	<i>N 9711</i>	<i>4524</i>	<i>4831</i>	<i>6304</i>	<i>976</i>	<i>1927</i>	<i>2369</i>	<i>3414</i>	<i>2001</i>	<i>7439</i>	<i>1713</i>	<i>4911</i>	<i>2196</i>	<i>908</i>	<i>1484</i>	<i>116</i>
B10I: . . . during the last 30 days?																
1. 0 occasions	98.0	97.7	98.6	97.9	99.9	98.0	98.3	97.9	98.0	98.4	97.1	100.0	100.0	99.2	90.3	66.5
2. 1-2	1.0	1.2	0.8	1.2	0.1	1.0	0.9	1.1	1.1	0.9	1.4	-	-	0.8	5.3	10.8
3. 3-5	0.4	0.4	0.3	0.4	0.1	0.7	0.5	0.3	0.4	0.3	0.5	-	-	-	2.1	9.0
4. 6-9	0.2	0.3	0.2	0.2	-	0.2	0.2	0.3	*	0.1	0.6	-	-	-	0.9	5.7
5. 10-19	0.2	0.2	0.1	0.2	-	0.1	0.1	0.2	0.2	0.1	0.3	-	-	-	0.7	4.6
6. 20-39	0.1	0.1	0.1	0.1	-	0.1	*	0.1	0.1	0.1	0.1	-	-	-	0.3	0.9
7. 40 or more	0.1	0.1	*	0.1	-	-	0.1	0.1	0.1	0.1	0.1	-	-	-	0.3	2.6
<i>Item 22340 Subject A01c</i>	<i>N 9710</i>	<i>4523</i>	<i>4830</i>	<i>6303</i>	<i>976</i>	<i>1927</i>	<i>2370</i>	<i>3414</i>	<i>2000</i>	<i>7439</i>	<i>1712</i>	<i>4911</i>	<i>2196</i>	<i>907</i>	<i>1486</i>	<i>116</i>
B11: Amphetamines have been prescribed by doctors to help people lose weight or to give people more energy. They are sometimes called uppers, ups, speed, bennies, dexies, pep pills, and diet pills. Drugstores are not supposed to sell them without a prescription from a doctor. Amphetamines do NOT include any non-prescription drugs, such as over-the-counter diet pills (like Dexatrim) or stay-awake pills (like No-Doz), or any mail-order drugs.																
On how many occasions (if any) have you taken amphetamines on your own—that is, without a doctor telling you to take them . . .																

* = less than .05 percent.

DESCRIPTIVE RESULTS: 2005

35

QUESTIONNAIRE FORM 1-6 2005	TOTAL	SEX		RACE		REGION				COLLEGE PLANS?		ILLICIT DRUG USE: LIFETIME				
		M	F	White	Black	NE	NC	S	W	Yes	No	None	Mari- juana Only	Few Pills	More Pills	Any Her- oin
<i>N (Weighted No. of Cases):</i>	15378	6962	7432	9689	1523	3065	3738	5451	3124	11471	2629	7343	3442	1468	2343	223
<i>% of Weighted Total:</i>	100.0	45.3	48.3	63.0	9.9	19.9	24.3	35.4	20.3	74.6	17.1	47.8	22.4	9.5	15.2	1.4
B11A: . . . in your lifetime?																
1. 0 occasions	86.9	86.7	87.5	84.8	96.1	87.9	84.5	86.2	90.1	88.3	81.2	100.0	100.0	69.9	41.8	26.4
2. 1-2	4.8	4.6	5.0	5.6	1.6	4.7	5.9	4.5	4.2	4.5	6.5	-	-	30.1	11.1	11.3
3. 3-5	2.5	2.5	2.5	2.7	1.0	2.3	2.2	2.9	2.2	2.3	3.3	-	-	-	14.8	12.2
4. 6-9	1.5	1.5	1.3	1.8	0.4	1.1	2.1	1.7	0.8	1.3	2.4	-	-	-	8.6	11.2
5. 10-19	1.4	1.7	1.2	1.8	0.2	1.2	1.8	1.6	1.0	1.3	2.3	-	-	-	8.7	5.8
6. 20-39	1.1	1.2	1.1	1.3	0.2	1.3	1.2	1.2	0.8	1.0	1.8	-	-	-	6.3	10.9
7. 40 or more	1.7	1.7	1.4	1.9	0.5	1.4	2.2	1.9	0.9	1.4	2.5	-	-	-	8.6	22.1
<i>Item 980 Subject A01a</i>	<i>N 14758</i>	<i>6858</i>	<i>7339</i>	<i>9586</i>	<i>1480</i>	<i>2911</i>	<i>3603</i>	<i>5220</i>	<i>3024</i>	<i>11350</i>	<i>2580</i>	<i>7278</i>	<i>3398</i>	<i>1444</i>	<i>2297</i>	<i>214</i>
B11B: . . . during the last 12 months?																
1. 0 occasions	91.4	90.9	92.1	89.8	97.2	92.6	89.7	90.6	93.9	92.2	88.5	100.0	100.0	88.4	57.5	42.1
2. 1-2	3.7	3.7	3.7	4.2	1.6	3.2	3.8	4.1	3.1	3.4	4.7	-	-	11.6	14.6	17.8
3. 3-5	1.7	1.8	1.6	2.1	0.6	1.5	2.1	2.0	1.1	1.6	2.4	-	-	-	9.9	11.1
4. 6-9	1.1	1.3	0.9	1.4	0.3	0.9	1.9	0.9	0.7	1.0	1.6	-	-	-	6.2	10.0
5. 10-19	0.9	1.1	0.7	1.1	0.1	0.7	1.0	1.1	0.5	0.8	1.1	-	-	-	5.1	5.5
6. 20-39	0.6	0.5	0.5	0.6	0.2	0.7	0.7	0.6	0.3	0.5	0.6	-	-	-	3.2	5.1
7. 40 or more	0.7	0.7	0.6	0.8	0.1	0.4	0.8	0.8	0.5	0.5	1.0	-	-	-	3.4	8.4
<i>Item 990 Subject A01b</i>	<i>N 14753</i>	<i>6863</i>	<i>7336</i>	<i>9584</i>	<i>1480</i>	<i>2908</i>	<i>3599</i>	<i>5220</i>	<i>3026</i>	<i>11348</i>	<i>2581</i>	<i>7279</i>	<i>3398</i>	<i>1444</i>	<i>2293</i>	<i>213</i>
B11C: . . . during the last 30 days?																
1. 0 occasions	96.1	95.7	96.6	95.4	98.8	96.6	94.6	95.9	97.6	96.6	94.3	100.0	100.0	97.5	79.4	65.8
2. 1-2	2.0	2.4	1.7	2.4	0.7	1.7	3.1	1.8	1.4	1.8	2.9	-	-	2.5	10.0	15.2
3. 3-5	0.7	0.8	0.7	0.9	0.2	0.6	1.0	0.9	0.3	0.6	1.0	-	-	-	4.2	5.7
4. 6-9	0.5	0.5	0.4	0.6	0.1	0.4	0.4	0.7	0.4	0.4	0.6	-	-	-	2.7	4.9
5. 10-19	0.3	0.3	0.3	0.3	-	0.2	0.5	0.3	0.2	0.2	0.5	-	-	-	1.7	2.3
6. 20-39	0.2	0.2	0.3	0.2	*	0.4	0.2	0.2	0.1	0.2	0.3	-	-	-	1.2	2.0
7. 40 or more	0.2	0.1	0.1	0.2	*	0.1	0.2	0.3	0.1	0.1	0.3	-	-	-	0.7	4.1
<i>Item 1000 Subject A01c</i>	<i>N 14749</i>	<i>6859</i>	<i>7335</i>	<i>9582</i>	<i>1479</i>	<i>2907</i>	<i>3601</i>	<i>5217</i>	<i>3023</i>	<i>11346</i>	<i>2578</i>	<i>7279</i>	<i>3398</i>	<i>1442</i>	<i>2291</i>	<i>213</i>
(FORMS 4 AND 6 ONLY) On how many occasions (if any) have you used methamphetamine (meth, speed, crank, crystal meth) by any method . . .																
B11D: . . . in your lifetime?																
1. 0 occasions	95.5	95.7	95.7	94.9	99.7	98.6	93.9	94.9	95.6	96.3	92.2	100.0	100.0	94.6	79.5	42.2
2. 1-2	2.1	2.0	1.9	2.1	0.2	0.6	2.2	2.6	2.3	1.9	2.7	-	-	5.4	8.4	16.2
3. 3-5	0.8	0.7	0.7	1.0	-	0.5	1.3	0.9	0.4	0.7	1.7	-	-	-	4.4	9.4
4. 6-9	0.2	0.2	0.3	0.4	0.1	0.2	0.3	0.3	0.2	0.1	0.7	-	-	-	0.9	7.9
5. 10-19	0.3	0.4	0.2	0.4	-	-	0.4	0.3	0.5	0.3	0.3	-	-	-	1.6	3.7
6. 20-39	0.4	0.4	0.4	0.5	-	-	0.7	0.4	0.4	0.3	0.8	-	-	-	1.8	10.3
7. 40 or more	0.6	0.6	0.7	0.8	0.1	-	1.2	0.6	0.6	0.5	1.5	-	-	-	3.3	10.3
<i>Item 30800 Subject A01a</i>	<i>N 4914</i>	<i>2267</i>	<i>2475</i>	<i>3178</i>	<i>505</i>	<i>973</i>	<i>1186</i>	<i>1748</i>	<i>1007</i>	<i>3820</i>	<i>846</i>	<i>2537</i>	<i>1016</i>	<i>464</i>	<i>792</i>	<i>55</i>
B11E: . . . during the last 12 months?																
1. 0 occasions	97.5	97.3	97.7	97.0	99.9	99.4	95.6	97.8	97.3	98.0	95.1	100.0	100.0	97.3	88.6	61.4
2. 1-2	1.3	1.3	1.2	1.5	-	0.3	2.1	1.2	1.4	1.1	2.1	-	-	2.7	5.1	18.1
3. 3-5	0.4	0.2	0.5	0.4	-	0.2	0.7	0.3	0.4	0.3	0.8	-	-	-	2.0	5.1
4. 6-9	0.2	0.1	0.3	0.3	-	0.1	0.3	0.2	-	0.1	0.4	-	-	-	0.6	8.0
5. 10-19	0.3	0.3	0.2	0.3	-	-	0.7	*	0.3	0.2	0.5	-	-	-	1.6	-
6. 20-39	0.1	0.2	*	0.2	-	-	0.3	0.2	-	0.1	0.3	-	-	-	0.7	1.2
7. 40 or more	0.3	0.5	0.1	0.3	0.1	-	0.2	0.3	0.6	0.2	0.7	-	-	-	1.4	6.2
<i>Item 30810 Subject A01b</i>	<i>N 4859</i>	<i>2230</i>	<i>2458</i>	<i>3142</i>	<i>503</i>	<i>967</i>	<i>1175</i>	<i>1723</i>	<i>994</i>	<i>3775</i>	<i>841</i>	<i>2504</i>	<i>1004</i>	<i>464</i>	<i>783</i>	<i>54</i>
B11F: . . . during the last 30 days?																
1. 0 occasions	99.1	99.1	99.3	99.0	99.9	99.8	98.3	99.2	99.4	99.5	97.7	100.0	100.0	99.6	96.5	77.5
2. 1-2	0.3	0.2	0.3	0.3	-	0.1	0.7	0.2	0.1	0.1	0.7	-	-	0.4	0.7	12.3
3. 3-5	0.2	0.2	0.3	0.3	-	0.1	0.7	0.1	0.1	0.2	0.7	-	-	-	1.1	5.9
4. 6-9	0.1	0.1	0.1	0.1	-	-	0.2	*	0.1	*	0.2	-	-	-	0.3	2.5
5. 10-19	0.1	0.2	*	0.1	-	-	0.1	0.2	0.1	0.1	0.2	-	-	-	0.6	-
6. 20-39	0.1	0.2	-	0.1	-	-	-	0.1	0.2	*	0.4	-	-	-	0.4	1.8
7. 40 or more	0.1	0.1	*	0.1	0.1	-	*	0.2	*	0.1	0.1	-	-	-	0.5	-
<i>Item 30820 Subject A01c</i>	<i>N 4855</i>	<i>2230</i>	<i>2456</i>	<i>3142</i>	<i>503</i>	<i>966</i>	<i>1175</i>	<i>1721</i>	<i>992</i>	<i>3773</i>	<i>840</i>	<i>2503</i>	<i>1004</i>	<i>464</i>	<i>783</i>	<i>53</i>
(FORMS 2 AND 5 ONLY) On how many occasions (if any) have you smoked (or inhaled the fumes of) crystal meth ("ice") . . .																

*=less than .05 percent.

MONITORING THE FUTURE

QUESTIONNAIRE FORM 1-6 2005	TOTAL	SEX		RACE		REGION				COLLEGE PLANS?		ILLICIT DRUG USE: LIFETIME				
		M	F	White	Black	NE	NC	S	W	Yes	No	None	Mari- juana Only	Few Pills	More Pills	Any Her- oin
<i>N (Weighted No. of Cases):</i>	15378	6962	7432	9689	1523	3065	3738	5451	3124	11471	2629	7343	3442	1468	2343	223
<i>% of Weighted Total:</i>	100.0	45.3	48.3	63.0	9.9	19.9	24.3	35.4	20.3	74.6	17.1	47.8	22.4	9.5	15.2	1.4
B11G: . . . in your lifetime?																
1. 0 occasions	96.0	95.8	96.6	96.6	97.3	97.5	96.8	95.5	94.3	97.0	92.5	100.0	100.0	91.6	86.7	47.3
2. 1-2	2.1	1.9	1.9	1.9	1.2	1.5	1.7	2.1	3.0	1.6	3.8	-	-	8.4	5.5	15.6
3. 3-5	0.5	0.6	0.4	0.4	0.9	0.5	0.4	0.4	0.9	0.3	1.4	-	-	-	2.0	10.0
4. 6-9	0.5	0.5	0.4	0.3	0.1	0.2	0.3	0.7	0.7	0.4	0.6	-	-	-	2.4	5.2
5. 10-19	0.3	0.5	0.1	0.3	-	0.2	*	0.5	0.4	0.3	0.2	-	-	-	1.1	6.8
6. 20-39	0.1	*	0.2	0.1	0.2	-	0.1	0.1	0.5	0.1	0.2	-	-	-	0.7	1.4
7. 40 or more	0.5	0.5	0.5	0.5	0.4	0.1	0.7	0.7	0.3	0.4	1.2	-	-	-	1.5	13.7
<i>Item 24380 Subject A01a</i>	<i>N</i> 4986	2345	2515	3294	507	989	1222	1760	1015	3888	869	2346	1180	531	785	100
B11H: . . . during the last 12 months?																
1. 0 occasions	97.7	97.5	98.0	98.0	98.6	98.8	97.8	97.3	96.9	98.2	95.8	100.0	100.0	97.1	91.7	62.6
2. 1-2	1.1	1.2	1.0	1.1	0.2	0.7	0.9	1.2	1.5	0.9	2.0	-	-	2.9	3.7	10.8
3. 3-5	0.4	0.4	0.4	0.3	0.9	0.1	0.5	0.3	0.7	0.3	0.6	-	-	-	1.6	8.8
4. 6-9	0.3	0.5	0.2	0.2	0.1	0.3	0.2	0.3	0.6	0.3	0.3	-	-	-	1.4	5.5
5. 10-19	0.2	0.3	0.1	0.2	0.2	-	0.3	0.3	0.1	0.2	0.1	-	-	-	0.7	4.9
6. 20-39	0.1	*	0.2	0.1	-	-	0.1	0.2	0.1	*	0.4	-	-	-	0.2	3.3
7. 40 or more	0.2	0.1	0.2	0.1	0.1	0.1	0.2	0.3	0.1	*	0.8	-	-	-	0.6	4.0
<i>Item 24390 Subject A01b</i>	<i>N</i> 4986	2344	2516	3293	507	988	1222	1759	1016	3890	869	2346	1180	533	785	98
B11I: . . . during the last 30 days?																
1. 0 occasions	99.1	98.9	99.3	99.2	99.0	99.4	98.9	98.9	99.2	99.4	98.2	100.0	100.0	99.7	97.5	74.2
2. 1-2	0.4	0.5	0.4	0.4	-	0.3	0.4	0.5	0.5	0.3	0.6	-	-	0.3	1.2	10.2
3. 3-5	0.2	0.3	0.1	0.1	0.7	0.1	0.4	0.1	0.2	0.2	0.2	-	-	-	0.3	7.1
4. 6-9	0.1	*	0.1	0.1	0.3	0.1	0.1	0.2	0.1	0.1	0.2	-	-	-	0.1	4.2
5. 10-19	0.1	0.1	0.1	0.1	-	-	-	0.3	-	0.1	0.4	-	-	-	0.6	1.0
6. 20-39	*	-	*	*	0.1	-	-	0.1	-	-	0.1	-	-	-	0.1	0.5
7. 40 or more	0.1	0.1	*	*	-	0.1	0.2	*	0.1	-	0.4	-	-	-	0.3	2.7
<i>Item 24400 Subject A01c</i>	<i>N</i> 4987	2344	2516	3293	507	988	1224	1759	1016	3890	869	2346	1180	533	786	98
The next questions are about QUAALUDES (Methaqualone).																
Quaaludes are sometimes called: soapers, quads, ludes.																
B12: (FORM 1 ONLY) On how many occasions (if any) have you taken quaaludes on your own—that is, without a doctor telling you to take them . . .																
B12A: . . . use in your lifetime?																
1. 0 occasions	98.7	98.8	98.8	98.8	99.1	98.8	98.9	97.7	99.9	99.1	97.4	100.0	100.0	99.6	93.1	76.8
2. 1-2	0.3	0.5	0.2	0.5	-	0.6	0.1	0.6	-	0.4	0.4	-	-	0.4	1.9	2.7
3. 3-5	0.3	0.1	0.6	0.4	-	0.2	-	0.8	-	0.2	1.2	-	-	-	1.5	7.8
4. 6-9	0.3	0.2	0.2	0.2	0.6	0.3	0.6	0.3	-	0.1	0.5	-	-	-	1.4	8.4
5. 10-19	0.1	0.1	0.1	0.1	-	0.2	-	0.1	-	0.1	-	-	-	-	-	4.4
6. 20-39	-	-	-	-	-	-	-	-	-	-	-	-	-	-	-	-
7. 40 or more	0.3	0.4	0.2	0.1	0.3	-	0.4	0.5	0.1	0.2	0.6	-	-	-	2.1	-
<i>Item 1010 Subject A01a</i>	<i>N</i> 2367	1070	1201	1511	219	463	582	832	490	1778	394	1185	596	207	326	36
B12B: . . . during the last 12 months?																
1. 0 occasions	99.1	99.1	99.3	99.4	99.1	99.7	99.1	98.4	99.9	99.4	98.5	100.0	100.0	100.0	95.5	84.1
2. 1-2	0.2	0.3	0.1	0.3	-	-	0.1	0.5	-	0.3	-	-	-	-	1.3	1.4
3. 3-5	0.4	0.4	0.3	0.1	0.6	0.3	0.4	0.7	0.1	0.2	0.9	-	-	-	1.7	12.1
4. 6-9	*	-	0.1	0.1	-	-	-	0.1	-	-	0.3	-	-	-	0.3	-
5. 10-19	*	0.1	-	0.1	-	-	-	0.1	-	*	-	-	-	-	-	2.3
6. 20-39	-	-	-	-	-	-	-	-	-	-	-	-	-	-	-	-
7. 40 or more	0.2	0.1	0.2	0.1	0.3	-	0.4	0.2	-	0.1	0.4	-	-	-	1.2	-
<i>Item 1020 Subject A01b</i>	<i>N</i> 2367	1070	1201	1511	219	463	582	832	491	1778	394	1185	596	207	326	36
B12C: . . . during the last 30 days?																
1. 0 occasions	99.5	99.6	99.5	99.9	99.1	99.7	99.3	99.2	100.0	99.7	99.0	100.0	100.0	100.0	97.5	87.9
2. 1-2	0.1	0.2	0.1	-	0.6	0.3	-	0.3	-	0.1	-	-	-	-	0.7	3.5
3. 3-5	0.3	0.1	0.3	0.1	-	-	0.4	0.5	-	*	0.8	-	-	-	0.9	8.7
4. 6-9	-	-	-	-	-	-	-	-	-	-	-	-	-	-	-	-
5. 10-19	-	-	-	-	-	-	-	-	-	-	-	-	-	-	-	-
6. 20-39	-	-	-	-	-	-	-	-	-	-	-	-	-	-	-	-
7. 40 or more	0.1	0.1	0.1	-	0.3	-	0.4	0.1	-	0.1	0.2	-	-	-	0.9	-
<i>Item 1030 Subject A01c</i>	<i>N</i> 2367	1070	1201	1512	219	463	582	832	491	1778	394	1185	596	207	327	36

* = less than .05 percent.

37

*=less than .05 percent.

MONITORING THE FUTURE

QUESTIONNAIRE FORM 1-6 2005	TOTAL	SEX		RACE		REGION				COLLEGE PLANS?		ILLICIT DRUG USE: LIFETIME				
		M	F	White	Black	NE	NC	S	W	Yes	No	None	Mari- juana Only	Few Pills	More Pills	Any Her- oin
<i>N (Weighted No. of Cases):</i>	15378	6962	7432	9689	1523	3065	3738	5451	3124	11471	2629	7343	3442	1468	2343	223
<i>% of Weighted Total:</i>	100.0	45.3	48.3	63.0	9.9	19.9	24.3	35.4	20.3	74.6	17.1	47.8	22.4	9.5	15.2	1.4
B14A: . . . in your lifetime?																
1. 0 occasions	90.1	89.5	90.8	88.2	97.2	91.3	90.0	87.9	93.0	91.2	85.5	100.0	100.0	80.8	55.0	32.3
2. 1-2	4.0	3.7	4.2	4.6	1.2	3.5	4.2	4.3	3.6	3.8	4.6	-	-	19.2	12.2	12.2
3. 3-5	2.0	2.2	1.8	2.4	0.8	2.0	1.8	2.3	1.5	1.6	3.5	-	-	-	11.4	13.5
4. 6-9	1.1	1.3	1.0	1.4	0.2	1.1	1.0	1.5	0.8	1.0	2.0	-	-	-	6.7	7.2
5. 10-19	1.0	1.2	0.8	1.2	0.2	0.9	1.4	1.1	0.4	0.9	1.3	-	-	-	5.6	7.1
6. 20-39	0.7	0.8	0.6	0.8	0.1	0.6	0.7	1.0	0.2	0.6	1.2	-	-	-	3.7	6.8
7. 40 or more	1.1	1.4	0.8	1.3	0.3	0.7	1.0	1.8	0.5	0.9	1.9	-	-	-	5.3	21.0
<i>Item 1070 Subject A01a</i>	<i>N</i> 14729	6882	7352	9605	1485	2914	3596	5201	3018	11347	2581	7263	3386	1443	2286	217
B14B: . . . during the last 12 months?																
1. 0 occasions	93.2	92.8	93.8	91.7	98.1	94.3	93.0	91.7	95.1	94.1	89.7	100.0	100.0	90.7	67.4	46.1
2. 1-2	3.1	2.9	3.3	3.9	0.9	2.5	3.1	3.5	2.9	2.9	4.3	-	-	9.3	12.7	15.0
3. 3-5	1.5	1.8	1.3	1.9	0.6	1.4	1.8	1.7	0.9	1.3	2.7	-	-	-	8.8	10.0
4. 6-9	0.8	0.9	0.6	0.9	0.2	0.6	0.7	1.0	0.5	0.7	1.0	-	-	-	4.3	6.9
5. 10-19	0.6	0.7	0.5	0.8	-	0.5	0.7	0.9	0.3	0.5	1.2	-	-	-	3.2	10.0
6. 20-39	0.3	0.5	0.2	0.4	0.1	0.3	0.2	0.5	0.2	0.3	0.4	-	-	-	1.7	4.6
7. 40 or more	0.4	0.4	0.3	0.4	0.2	0.3	0.5	0.6	0.1	0.3	0.6	-	-	-	1.9	7.3
<i>Item 1080 Subject A01b</i>	<i>N</i> 14727	6881	7351	9603	1485	2914	3592	5202	3018	11345	2581	7263	3387	1443	2285	214
B14C: . . . during the last 30 days?																
1. 0 occasions	97.1	96.7	97.5	96.5	99.2	97.9	97.1	96.2	97.9	97.6	95.3	100.0	100.0	98.4	85.1	71.0
2. 1-2	1.6	1.7	1.5	2.1	0.3	1.1	1.6	2.0	1.4	1.5	2.1	-	-	1.6	8.5	8.0
3. 3-5	0.6	0.7	0.5	0.6	0.2	0.5	0.6	0.9	0.3	0.4	1.2	-	-	-	3.1	8.4
4. 6-9	0.3	0.3	0.2	0.4	*	0.3	0.3	0.4	0.2	0.2	0.6	-	-	-	1.5	3.6
5. 10-19	0.2	0.3	0.1	0.2	0.1	0.1	0.2	0.4	0.1	0.1	0.5	-	-	-	1.1	3.1
6. 20-39	0.1	0.1	*	0.1	-	0.1	0.1	0.1	0.1	0.1	0.2	-	-	-	0.3	3.2
7. 40 or more	0.1	0.1	0.1	0.1	0.1	*	0.2	0.1	*	0.1	0.1	-	-	-	0.3	2.8
<i>Item 1090 Subject A01c</i>	<i>N</i> 14725	6879	7351	9604	1484	2912	3593	5204	3016	11344	2582	7263	3387	1442	2284	213
B15: On how many occasions (if any) have you used heroin . . .																
B15A: . . . in your lifetime?																
1. 0 occasions	98.5	98.1	98.9	98.5	99.1	98.4	98.6	98.3	98.9	98.9	96.9	100.0	100.0	100.0	100.0	-
2. 1-2	0.7	0.8	0.6	0.8	*	0.6	0.5	0.9	0.6	0.5	1.6	-	-	-	-	46.2
3. 3-5	0.2	0.3	0.2	0.2	0.2	0.3	0.2	0.2	0.2	0.1	0.6	-	-	-	-	15.1
4. 6-9	0.1	0.1	0.1	0.1	-	0.1	0.2	0.1	0.1	*	0.3	-	-	-	-	7.4
5. 10-19	0.1	0.2	*	0.1	-	0.1	0.2	0.1	*	0.1	0.2	-	-	-	-	7.1
6. 20-39	0.1	0.1	0.1	0.1	0.2	0.1	0.1	0.1	0.1	0.1	0.1	-	-	-	-	5.2
7. 40 or more	0.3	0.4	0.1	0.2	0.5	0.4	0.3	0.3	0.2	0.2	0.3	-	-	-	-	19.0
<i>Item 1100 Subject A01a</i>	<i>N</i> 14695	6869	7356	9605	1482	2917	3580	5194	3004	11341	2577	7247	3372	1445	2269	222
B15B: . . . during the last 12 months?																
1. 0 occasions	99.2	98.8	99.5	99.3	99.2	99.0	99.2	99.1	99.3	99.4	98.2	100.0	100.0	100.0	100.0	42.8
2. 1-2	0.3	0.4	0.3	0.3	0.3	0.3	0.3	0.4	0.3	0.2	0.8	-	-	-	-	21.8
3. 3-5	0.2	0.2	0.1	0.1	*	0.2	0.1	0.2	0.2	0.1	0.4	-	-	-	-	10.2
4. 6-9	0.1	0.2	*	0.1	-	0.1	0.2	*	*	0.1	0.2	-	-	-	-	5.6
5. 10-19	0.1	0.1	*	0.1	-	0.2	0.1	0.1	*	*	0.2	-	-	-	-	4.6
6. 20-39	0.1	0.1	*	0.1	0.1	0.1	*	0.1	0.1	*	0.1	-	-	-	-	3.9
7. 40 or more	0.2	0.3	0.1	0.1	0.4	0.2	0.2	0.2	0.1	0.1	0.2	-	-	-	-	11.0
<i>Item 1110 Subject A01b</i>	<i>N</i> 14696	6869	7359	9606	1481	2915	3580	5196	3005	11343	2580	7250	3373	1445	2269	217
B15C: . . . during the last 30 days?																
1. 0 occasions	99.5	99.4	99.8	99.7	99.4	99.4	99.6	99.6	99.6	99.7	99.2	100.0	100.0	100.0	100.0	69.2
2. 1-2	0.1	0.2	0.1	0.1	0.1	0.2	0.2	0.1	0.2	0.1	0.2	-	-	-	-	10.1
3. 3-5	0.1	0.1	0.1	*	0.1	0.1	*	0.2	0.1	0.1	0.3	-	-	-	-	8.3
4. 6-9	*	*	-	*	-	0.1	*	*	-	*	*	-	-	-	-	1.9
5. 10-19	*	0.1	-	*	-	*	-	0.1	0.1	*	0.1	-	-	-	-	2.4
6. 20-39	*	*	*	*	-	*	*	*	*	*	0.1	-	-	-	-	1.6
7. 40 or more	0.1	0.1	0.1	*	0.4	0.1	0.1	0.1	*	0.1	0.1	-	-	-	-	6.5
<i>Item 1120 Subject A01c</i>	<i>N</i> 14695	6867	7359	9603	1481	2915	3579	5196	3005	11341	2579	7249	3373	1445	2269	215
B15: (FORMS 2, 5, AND 6 ONLY) On how many occasions (if any) have you taken heroin using a needle . . .																

* = less than .05 percent.

DESCRIPTIVE RESULTS: 2005

39

QUESTIONNAIRE FORM 1-6 2005	TOTAL	SEX		RACE		REGION				COLLEGE PLANS?		ILLICIT DRUG USE: LIFETIME					
		M	F	White	Black	NE	NC	S	W	Yes	No	None	Mari- juana Only	Few Pills	More Pills	Any Her- oin	
N (Weighted No. of Cases):	15378	6962	7432	9689	1523	3065	3738	5451	3124	11471	2629	7343	3442	1468	2343	223	
% of Weighted Total:	100.0	45.3	48.3	63.0	9.9	19.9	24.3	35.4	20.3	74.6	17.1	47.8	22.4	9.5	15.2	1.4	
B15D: . . . in your lifetime?																	
1. 0 occasions	99.1	98.9	99.4	99.3	99.0	99.2	98.9	99.0	99.3	99.3	98.3	100.0	100.0	100.0	100.0	48.7	
2. 1-2	0.5	0.5	0.3	0.4	0.3	0.5	0.4	0.5	0.4	0.3	1.1	-	-	-	-	27.0	
3. 3-5	0.1	0.1	0.1	0.1	0.1	0.1	0.2	*	-	0.1	0.1	-	-	-	-	3.8	
4. 6-9	0.1	0.1	*	0.1	-	-	0.2	0.1	-	*	0.2	-	-	-	-	4.7	
5. 10-19	0.1	0.1	*	*	-	*	0.1	-	0.1	0.1	0.1	-	-	-	-	2.9	
6. 20-39	*	*	*	-	-	-	-	-	0.2	*	*	-	-	-	-	1.9	
7. 40 or more	0.2	0.3	0.1	0.1	0.6	0.2	0.2	0.3	0.1	0.2	0.1	-	-	-	-	11.1	
Item 29630 Subject A01a	N	7454	3521	3724	4873	784	1471	1816	2643	1524	5786	1314	3606	1713	748	1186	132
B15E: . . . during the last 12 months?																	
1. 0 occasions	99.5	99.4	99.7	99.7	99.2	99.4	99.3	99.6	99.7	99.6	99.1	100.0	100.0	100.0	100.0	72.1	
2. 1-2	0.2	0.2	0.2	0.2	0.2	0.3	0.3	0.1	0.1	0.1	0.4	-	-	-	-	10.8	
3. 3-5	*	0.1	-	*	-	0.1	0.1	-	*	*	0.1	-	-	-	-	2.7	
4. 6-9	*	0.1	-	*	-	-	*	0.1	0.1	*	0.2	-	-	-	-	2.1	
5. 10-19	*	*	*	*	-	*	*	-	-	*	-	-	-	-	-	1.0	
6. 20-39	*	0.1	-	-	0.1	-	-	0.1	0.1	*	0.1	-	-	-	-	2.5	
7. 40 or more	0.2	0.2	0.1	0.1	0.5	0.1	0.2	0.2	0.1	0.2	0.2	-	-	-	-	8.7	
Item 29640 Subject A01b	N	7453	3521	3724	4872	783	1471	1816	2642	1524	5788	1315	3607	1714	748	1186	129
B15F: . . . during the last 30 days?																	
1. 0 occasions	99.7	99.5	99.9	99.9	99.3	99.7	99.7	99.6	99.8	99.7	99.4	100.0	100.0	100.0	100.0	81.1	
2. 1-2	0.1	0.2	*	*	0.2	0.2	0.1	0.1	0.1	0.1	0.2	-	-	-	-	6.0	
3. 3-5	0.1	*	*	*	0.1	0.1	0.1	*	0.1	*	0.1	-	-	-	-	3.0	
4. 6-9	*	*	-	*	-	-	-	0.1	-	-	0.1	-	-	-	-	1.0	
5. 10-19	*	0.1	-	-	-	0.1	-	*	-	*	0.1	-	-	-	-	1.4	
6. 20-39	*	*	-	-	-	-	-	-	0.1	*	*	-	-	-	-	1.0	
7. 40 or more	0.1	0.2	0.1	0.1	0.5	-	0.2	0.2	-	0.1	0.1	-	-	-	-	6.5	
Item 29650 Subject A01c	N	7454	3521	3724	4872	783	1471	1815	2643	1524	5787	1315	3606	1714	748	1186	129
B15: (FORMS 2, 5, AND 6 ONLY) On how many occasions (if any) have you taken heroin WITHOUT using a needle...																	
B15G: ... in your lifetime?																	
1. 0 occasions	98.7	98.2	99.3	98.7	99.2	98.2	98.8	98.7	99.1	99.1	97.3	100.0	100.0	100.0	100.0	25.8	
2. 1-2	0.6	0.8	0.4	0.6	0.3	0.8	0.6	0.6	0.4	0.4	1.3	-	-	-	-	33.0	
3. 3-5	0.2	0.3	*	0.2	0.1	0.4	0.1	0.2	0.2	0.1	0.5	-	-	-	-	10.8	
4. 6-9	0.1	0.1	0.1	0.1	-	0.1	0.1	0.1	0.1	*	0.5	-	-	-	-	6.8	
5. 10-19	0.2	0.2	0.1	0.1	0.2	0.1	0.2	0.1	0.1	0.2	0.1	-	-	-	-	8.5	
6. 20-39	*	*	0.1	0.1	-	0.2	*	-	-	*	-	-	-	-	-	2.4	
7. 40 or more	0.2	0.3	0.1	0.2	0.2	0.2	0.2	0.3	0.2	0.2	0.3	-	-	-	-	12.8	
Item 29660 Subject A01a	N	7432	3518	3722	4871	785	1467	1807	2636	1522	5777	1309	3600	1708	744	1178	132
B15H: . . . during the last 12 months?																	
1. 0 occasions	99.2	98.9	99.5	99.3	99.5	98.9	99.3	99.3	99.3	99.4	98.3	100.0	100.0	100.0	100.0	55.2	
2. 1-2	0.3	0.4	0.2	0.3	0.2	0.5	0.2	0.3	0.2	0.1	0.9	-	-	-	-	15.9	
3. 3-5	0.1	0.1	0.1	0.1	-	0.2	*	0.1	0.3	0.1	0.4	-	-	-	-	7.6	
4. 6-9	0.1	0.2	*	0.1	0.3	0.1	0.4	0.1	-	0.2	0.1	-	-	-	-	7.8	
5. 10-19	0.1	0.1	0.1	0.1	-	0.3	-	0.1	0.1	0.1	0.2	-	-	-	-	5.6	
6. 20-39	0.1	0.1	*	*	-	0.1	*	*	0.1	*	0.2	-	-	-	-	3.0	
7. 40 or more	0.1	0.2	*	0.1	-	-	*	0.2	0.1	0.1	*	-	-	-	-	4.8	
Item 29670 Subject A01b	N	7434	3522	3722	4873	784	1468	1808	2636	1522	5777	1311	3602	1708	744	1178	131
B15I: . . . during the last 30 days?																	
1. 0 occasions	99.5	99.4	99.8	99.7	99.8	99.5	99.6	99.6	99.4	99.7	99.1	100.0	100.0	100.0	100.0	74.1	
2. 1-2	0.3	0.3	0.1	0.2	-	0.4	0.3	0.1	0.4	0.2	0.5	-	-	-	-	14.2	
3. 3-5	0.1	0.1	0.1	0.1	-	0.2	*	0.1	0.1	0.1	0.2	-	-	-	-	4.9	
4. 6-9	*	0.1	-	*	0.2	-	0.1	0.1	-	*	0.1	-	-	-	-	2.1	
5. 10-19	*	*	*	-	-	-	-	0.1	-	*	0.1	-	-	-	-	1.8	
6. 20-39	*	-	*	-	-	-	*	-	-	*	-	-	-	-	-	0.6	
7. 40 or more	*	0.1	-	*	-	-	-	0.1	0.1	*	*	-	-	-	-	2.3	
Item 29680 Subject A01c	N	7436	3522	3722	4873	784	1468	1810	2636	1522	5777	1311	3602	1708	744	1180	131

*=less than .05 percent.

*=less than .05 percent.

DESCRIPTIVE RESULTS: 2005

41

QUESTIONNAIRE FORM 1-6 2005	TOTAL	SEX		RACE		REGION				COLLEGE PLANS?		ILLICIT DRUG USE: LIFETIME				
		M	F	White	Black	NE	NC	S	W	Yes	No	None	Mari- juana Only	Few Pills	More Pills	Any Her- oin
<i>N (Weighted No. of Cases):</i>	15378	6962	7432	9689	1523	3065	3738	5451	3124	11471	2629	7343	3442	1468	2343	223
<i>% of Weighted Total:</i>	100.0	45.3	48.3	63.0	9.9	19.9	24.3	35.4	20.3	74.6	17.1	47.8	22.4	9.5	15.2	1.4
B17B: . . . during the last 12 months?																
1. 0 occasions	95.0	93.8	95.9	94.6	98.0	94.0	94.4	95.4	95.7	95.4	92.7	99.2	97.2	90.3	84.0	70.5
2. 1-2	2.9	3.5	2.4	3.2	0.8	3.6	3.3	2.5	2.6	2.8	3.5	0.5	2.1	7.8	8.1	6.7
3. 3-5	0.9	1.2	0.6	0.8	0.4	1.2	0.9	0.7	0.9	0.6	2.0	0.2	0.5	0.7	3.2	6.4
4. 6-9	0.5	0.6	0.4	0.7	0.3	0.6	0.4	0.8	0.2	0.5	0.7	0.1	0.1	0.6	1.6	9.1
5. 10-19	0.3	0.3	0.3	0.4	0.2	0.4	0.5	0.2	0.4	0.3	0.4	-	0.1	0.5	1.4	2.2
6. 20-39	0.2	0.2	0.2	0.2	0.3	0.1	0.2	0.2	0.2	0.2	0.3	*	-	0.1	0.7	2.8
7. 40 or more	0.2	0.3	0.1	0.2	0.2	0.1	0.3	0.3	*	0.2	0.4	-	*	-	1.0	2.3
<i>Item 1170 Subject A01b</i>	<i>N</i> 7385	3521	3682	4911	761	1470	1815	2603	1496	5724	1324	3515	1759	764	1155	123
B17C: . . . during the last 30 days?																
1. 0 occasions	98.0	97.6	98.4	97.9	98.6	97.4	97.8	98.1	98.6	98.2	97.2	99.7	99.4	97.0	93.5	78.4
2. 1-2	1.2	1.4	1.0	1.4	0.6	2.0	1.1	1.1	0.7	1.1	1.3	0.3	0.4	2.5	3.6	9.0
3. 3-5	0.4	0.5	0.2	0.3	0.4	0.3	0.5	0.2	0.6	0.3	0.8	*	0.2	0.3	1.2	4.9
4. 6-9	0.1	0.1	0.2	0.2	0.1	0.2	0.1	0.2	*	0.1	0.2	*	-	0.1	0.4	3.1
5. 10-19	0.1	0.2	0.1	0.1	0.2	0.1	0.2	0.1	0.1	0.1	0.1	-	-	0.1	0.4	3.0
6. 20-39	0.1	0.2	0.1	0.1	-	-	0.2	0.1	-	*	0.4	-	-	-	0.6	1.1
7. 40 or more	0.1	0.1	0.1	*	0.2	-	*	0.1	*	0.1	0.1	-	*	-	0.3	0.4
<i>Item 1180 Subject A01c</i>	<i>N</i> 7384	3518	3683	4909	760	1470	1815	2603	1496	5721	1325	3515	1758	764	1157	122
B18: (FORMS 2 AND 6 ONLY) Steroids, or anabolic steroids, are sometimes prescribed by doctors to promote healing from certain types of injuries. Some athletes, and others, have used them to try to increase muscle development. On how many occasions (if any) have you taken steroids on your own—that is, without a doctor telling you to take them . . .																
B18A: . . . in your lifetime?																
1. 0 occasions	98.1	97.1	99.3	97.9	98.7	98.3	97.9	98.0	98.6	98.6	96.7	100.0	100.0	94.5	94.5	79.0
2. 1-2	0.9	1.3	0.4	1.1	-	0.6	1.2	0.9	0.7	0.6	1.7	-	-	3.3	2.4	6.8
3. 3-5	0.3	0.6	0.1	0.3	-	0.4	0.3	0.4	*	0.2	0.8	-	-	0.6	1.1	3.6
4. 6-9	0.2	0.2	0.2	0.2	0.2	-	0.2	0.2	0.5	0.2	0.3	-	-	0.9	0.4	4.4
5. 10-19	0.1	0.2	*	0.1	0.7	0.1	-	0.3	0.1	0.2	-	-	-	-	0.5	4.1
6. 20-39	0.1	0.1	-	0.1	-	0.1	0.2	-	-	0.1	0.1	-	-	-	0.3	1.7
7. 40 or more	0.2	0.5	*	0.2	0.4	0.4	0.2	0.3	*	0.2	0.4	-	-	0.7	0.8	0.4
<i>Item 22690 Subject A01a</i>	<i>N</i> 4476	2064	2275	2982	423	829	1128	1601	918	3565	803	2217	977	430	736	70
B18B: . . . during the last 12 months?																
1. 0 occasions	99.0	98.3	99.7	99.0	98.7	98.9	98.9	99.1	99.1	99.2	98.3	100.0	100.0	97.1	97.4	86.2
2. 1-2	0.3	0.5	0.1	0.3	-	0.3	0.3	0.2	0.4	0.2	0.7	-	-	1.1	0.6	2.0
3. 3-5	0.2	0.3	0.2	0.2	0.3	0.1	0.3	0.2	0.3	0.2	0.3	-	-	0.3	0.8	4.7
4. 6-9	0.1	0.2	-	0.1	0.4	-	0.1	0.2	0.3	0.1	0.2	-	-	0.7	0.1	2.8
5. 10-19	0.1	0.2	-	0.1	0.2	0.1	0.2	0.1	*	0.1	-	-	-	-	0.3	3.1
6. 20-39	0.1	0.1	-	*	-	0.1	-	0.1	-	*	0.2	-	-	0.2	0.1	1.2
7. 40 or more	0.2	0.4	*	0.2	0.4	0.4	0.2	0.2	-	0.2	0.2	-	-	0.5	0.7	-
<i>Item 22700 Subject A01b</i>	<i>N</i> 4484	2067	2277	2986	424	829	1130	1605	920	3572	803	2220	977	431	739	70
B18C: . . . during the last 30 days?																
1. 0 occasions	99.4	99.0	99.8	99.4	99.0	99.5	99.3	99.3	99.5	99.5	99.0	100.0	100.0	98.2	98.4	89.5
2. 1-2	0.2	0.2	0.1	0.2	0.2	-	0.2	0.3	*	0.1	0.3	-	-	0.2	0.4	5.2
3. 3-5	0.1	0.2	0.1	0.1	0.2	0.1	0.2	0.1	0.2	0.1	0.1	-	-	0.3	0.5	1.5
4. 6-9	0.1	0.2	-	0.1	0.2	-	0.1	0.1	0.3	*	0.2	-	-	0.8	0.1	0.9
5. 10-19	0.1	0.2	-	*	0.3	-	-	0.2	-	0.1	0.1	-	-	-	0.3	1.6
6. 20-39	*	-	-	-	-	0.1	-	-	-	-	0.1	-	-	-	-	1.2
7. 40 or more	0.2	0.3	*	0.2	0.2	0.3	0.2	0.1	-	0.2	0.1	-	-	0.5	0.4	-
<i>Item 22710 Subject A01c</i>	<i>N</i> 4485	2068	2279	2987	426	829	1131	1605	921	3571	804	2220	979	430	739	70
B19: (FORMS 3 AND 4 ONLY) On how many occasions (if any) have you used MDMA ("ecstasy"). . .																

*=less than .05 percent.

MONITORING THE FUTURE

QUESTIONNAIRE FORM 1-6 2005	TOTAL	SEX		RACE		REGION				COLLEGE PLANS?		ILLICIT DRUG USE: LIFETIME				
		M	F	White	Black	NE	NC	S	W	Yes	No	None	Mari- juana Only	Few Pills	More Pills	Any Her- oin
<i>N (Weighted No. of Cases):</i>	15378	6962	7432	9689	1523	3065	3738	5451	3124	11471	2629	7343	3442	1468	2343	223
<i>% of Weighted Total:</i>	100.0	45.3	48.3	63.0	9.9	19.9	24.3	35.4	20.3	74.6	17.1	47.8	22.4	9.5	15.2	1.4
B19A: . . . in your lifetime?																
1. 0 occasions	94.6	94.8	94.6	94.1	97.9	94.8	95.3	93.4	95.7	95.1	92.5	100.0	100.0	90.8	75.9	35.8
2. 1-2	2.9	2.8	3.0	3.3	1.9	3.2	2.1	3.5	2.5	2.8	3.9	-	-	9.2	11.7	13.2
3. 3-5	1.0	1.0	1.0	0.9	-	0.4	1.4	1.3	0.4	0.9	1.2	-	-	-	5.2	14.7
4. 6-9	0.4	0.4	0.4	0.4	-	0.4	0.2	0.4	0.6	0.4	0.5	-	-	-	1.8	10.6
5. 10-19	0.5	0.6	0.4	0.6	0.1	0.2	0.6	0.7	0.4	0.4	0.9	-	-	-	2.5	10.9
6. 20-39	0.3	0.2	0.3	0.4	0.2	0.5	0.3	0.3	0.1	0.2	0.7	-	-	-	1.6	4.3
7. 40 or more	0.3	0.4	0.3	0.4	-	0.4	0.2	0.4	0.2	0.2	0.3	-	-	-	1.3	10.5
<i>Item 22660 Subject A01a</i>	<i>N</i> 4880	2273	2429	3215	482	988	1187	1716	988	3762	869	2452	1073	487	769	50
B19B: . . . during the last 12 months?																
1. 0 occasions	97.0	96.7	97.3	96.6	98.8	97.0	97.0	96.6	97.5	97.2	96.3	100.0	100.0	96.4	85.9	57.7
2. 1-2	1.8	2.0	1.5	2.0	1.0	2.0	1.6	2.0	1.5	1.8	2.1	-	-	3.6	8.3	13.3
3. 3-5	0.4	0.6	0.3	0.6	-	0.2	0.6	0.5	0.3	0.5	0.3	-	-	-	2.3	5.6
4. 6-9	0.3	0.2	0.4	0.3	0.2	0.2	0.3	0.4	0.2	0.2	0.6	-	-	-	1.3	7.3
5. 10-19	0.2	0.2	0.2	0.2	-	0.1	0.2	0.1	0.2	0.1	0.3	-	-	-	0.9	3.2
6. 20-39	0.2	0.2	0.2	0.2	-	0.2	0.2	0.2	0.2	0.1	0.2	-	-	-	0.8	6.7
7. 40 or more	0.1	0.2	*	0.2	-	0.2	0.1	0.1	0.1	0.1	0.2	-	-	-	0.5	6.2
<i>Item 22670 Subject A01b</i>	<i>N</i> 4880	2275	2428	3215	481	986	1189	1716	988	3762	867	2452	1073	487	770	50
B19C: . . . during the last 30 days?																
1. 0 occasions	99.0	99.0	99.0	99.0	99.1	99.1	99.0	99.1	99.0	99.3	98.3	100.0	100.0	99.1	96.0	75.1
2. 1-2	0.7	0.6	0.7	0.7	0.9	0.7	0.5	0.7	0.7	0.5	1.2	-	-	0.9	3.0	9.1
3. 3-5	0.1	0.1	0.1	0.2	-	0.1	0.3	-	0.1	0.1	0.3	-	-	-	0.4	6.2
4. 6-9	0.1	0.1	0.1	0.1	-	-	0.2	0.1	0.1	*	0.1	-	-	-	0.3	3.8
5. 10-19	*	0.1	-	*	-	-	-	*	0.1	-	0.2	-	-	-	0.1	1.9
6. 20-39	*	-	*	-	-	-	-	-	0.1	*	-	-	-	-	-	2.3
7. 40 or more	0.1	0.1	-	0.1	-	0.1	*	0.1	-	*	-	-	-	-	0.2	1.6
<i>Item 22680 Subject A01c</i>	<i>N</i> 4877	2272	2428	3212	481	985	1187	1715	989	3758	867	2452	1073	486	768	49

*=less than .05 percent.

DESCRIPTIVE RESULTS: 2005

43

QUESTIONNAIRE FORM 1 2005	TOTAL	SEX		RACE		REGION				COLLEGE PLANS?		ILLICIT DRUG USE: LIFETIME				
		M	F	White	Black	NE	NC	S	W	Yes	No	None	Mari- juana Only	Few Pills	More Pills	Any Her- oin
<i>N (Weighted No. of Cases):</i>	2580	1124	1232	1557	236	515	628	912	524	1825	419	1226	618	216	357	36
<i>% of Weighted Total:</i>	100.0	43.6	47.7	60.3	9.1	20.0	24.4	35.4	20.3	70.7	16.2	47.5	24.0	8.4	13.8	1.4
A001: Taking all things together, how would you say things are these days—would you say you're very happy, pretty happy, or not too happy these days?																
3. Very happy	24.0	24.1	23.0	25.1	18.9	22.2	24.8	23.4	25.7	24.7	19.2	29.3	19.9	18.9	17.3	16.3
2. Pretty happy	63.0	64.0	63.7	64.7	63.1	63.7	63.8	63.8	59.9	63.9	64.0	59.9	68.3	69.6	61.0	74.4
1. Not too happy	13.0	11.9	13.3	10.2	17.9	14.0	11.4	12.8	14.3	11.4	16.8	10.8	11.8	11.6	21.7	9.3
<i>Item 1190 Subject P01, Q01</i>	<i>N</i> 2552	1112	1228	1551	232	509	619	903	521	1816	416	1214	615	215	355	36
A002: How much do you agree or disagree with each of the following statements?																
A002A: The nation needs much more long-range planning and coordination to be prepared for the future																
1. Disagree	1.9	1.4	1.8	1.3	3.2	1.9	2.1	2.1	1.1	1.3	2.6	1.8	1.4	0.8	2.1	-
2. Mostly disagree	3.6	3.6	3.0	2.9	3.8	3.7	2.8	4.1	3.6	3.4	3.3	3.6	3.5	2.3	3.5	4.3
3. Neither	20.6	20.6	21.4	24.0	12.9	19.0	24.3	19.4	20.0	19.9	26.0	20.6	21.7	18.1	18.7	39.4
4. Mostly agree	43.3	44.7	43.6	46.1	34.4	47.9	43.1	40.2	44.3	45.3	39.6	43.4	47.2	45.3	40.5	28.7
5. Agree	30.6	29.7	30.1	25.8	45.7	27.4	27.7	34.2	31.0	30.1	28.4	30.5	26.2	33.6	35.2	27.7
<i>Item 1200 Subject I01</i>	<i>N</i> 2534	1115	1216	1544	233	500	617	902	514	1806	416	1212	612	212	351	36
A002B: I enjoy the fast pace and changes of today's world																
1. Disagree	8.5	8.5	8.0	8.2	15.8	10.1	7.5	9.8	5.8	7.4	12.6	8.2	7.7	9.1	9.2	5.4
2. Mostly disagree	14.5	12.9	15.8	15.7	11.1	15.1	17.4	14.2	10.9	14.1	16.2	15.5	14.9	12.5	11.7	11.8
3. Neither	26.5	26.9	26.2	26.5	24.3	27.5	28.0	23.7	28.5	26.0	28.5	25.6	28.8	26.0	26.0	29.2
4. Mostly agree	36.5	36.4	38.1	37.2	32.2	34.8	33.8	37.7	39.2	38.5	31.0	38.3	35.0	36.6	35.7	43.9
5. Agree	14.1	15.3	11.9	12.4	16.5	12.5	13.3	14.5	15.6	14.0	11.8	12.5	13.6	15.8	17.5	9.6
<i>Item 1210 Subject I03, Q02</i>	<i>N</i> 2530	1109	1220	1540	233	493	617	901	519	1804	414	1204	613	214	349	36
A002C: Things change too quickly in today's world																
1. Disagree	10.6	11.7	9.6	10.8	12.9	9.4	13.9	10.6	7.8	9.8	12.0	8.8	10.7	14.6	14.3	11.3
2. Mostly disagree	21.1	21.7	20.9	23.9	16.2	22.4	21.4	20.3	20.9	22.4	14.9	21.2	21.7	21.3	20.6	26.2
3. Neither	25.9	28.7	24.0	27.8	21.7	28.2	25.6	23.7	27.6	27.8	21.7	26.7	27.3	20.0	25.4	24.9
4. Mostly agree	25.2	23.1	27.5	25.1	20.0	24.6	26.8	24.9	24.6	24.8	27.5	26.1	25.2	30.7	21.0	28.7
5. Agree	17.2	14.7	18.0	12.4	29.2	15.3	12.3	20.5	19.1	15.2	24.0	17.1	15.1	13.4	18.7	8.9
<i>Item 1220 Subject I03, Q02</i>	<i>N</i> 2522	1108	1215	1539	232	499	615	896	512	1798	412	1202	613	212	349	35
A002D: I think the times ahead for me will be tougher and less fun than things are now																
1. Disagree	17.0	16.3	17.6	16.9	20.4	16.0	17.4	17.6	16.6	17.4	15.3	17.6	15.2	18.0	18.9	8.9
2. Mostly disagree	21.4	21.4	22.2	24.3	15.9	21.5	22.5	21.3	20.0	23.7	15.2	22.3	24.1	19.0	17.4	17.1
3. Neither	20.4	20.5	19.7	20.7	18.4	20.1	21.2	20.2	20.0	19.4	24.8	17.7	22.2	25.5	19.4	38.0
4. Mostly agree	22.6	22.7	22.5	22.2	20.7	26.2	21.1	19.6	26.1	22.4	21.9	23.3	21.6	24.6	22.0	15.4
5. Agree	18.6	19.1	18.1	16.0	24.6	16.2	17.8	21.2	17.3	17.1	22.8	19.1	17.0	12.9	22.2	20.6
<i>Item 1230 Subject I01, J</i>	<i>N</i> 2514	1104	1211	1532	232	496	610	892	516	1794	409	1201	609	214	345	34
A003: Of all the time you spend with other people, about how much is spent with people over 30?																
1. Very little	22.5	23.3	21.8	19.5	32.0	23.2	23.2	20.8	24.1	22.0	24.6	21.0	26.2	23.3	18.7	32.5
2. Some	39.9	41.7	39.0	44.6	33.1	40.8	41.1	39.7	37.8	41.7	36.1	37.5	40.3	41.0	48.4	33.0
3. About half	26.8	25.7	27.3	26.6	18.9	26.6	27.6	25.8	27.6	26.6	26.3	27.9	26.3	26.4	24.1	27.4
4. Most	8.8	8.1	9.3	7.9	12.3	7.6	6.6	11.6	7.8	7.9	10.8	11.1	5.8	7.9	7.0	7.1
5. Nearly all	2.0	1.2	2.6	1.3	3.7	1.8	1.4	2.1	2.7	1.8	2.2	2.6	1.4	1.4	1.8	-
<i>Item 1240 Subject M02</i>	<i>N</i> 2563	1120	1230	1553	235	510	624	906	523	1821	418	1224	616	215	355	36

MONITORING THE FUTURE

QUESTIONNAIRE FORM 1 2005	TOTAL	SEX		RACE		REGION				COLLEGE PLANS?		ILLICIT DRUG USE: LIFETIME				
		M	F	White	Black	NE	NC	S	W	Yes	No	None	Mari- juana Only	Few Pills	More Pills	Any Her- oin
<i>N (Weighted No. of Cases):</i>	2580	1124	1232	1557	236	515	628	912	524	1825	419	1226	618	216	357	36
<i>% of Weighted Total:</i>	100.0	43.6	47.7	60.3	9.1	20.0	24.4	35.4	20.3	70.7	16.2	47.5	24.0	8.4	13.8	1.4
A004: Would you like to spend more time, or less time, with people over 30 if you could?																
1. Much less time	6.9	6.4	6.0	4.9	11.8	5.6	6.9	7.9	6.4	6.0	8.3	6.2	8.7	3.1	5.4	1.4
2. Somewhat less time	12.6	12.0	12.6	12.0	14.6	13.3	12.1	13.3	11.2	12.4	12.0	11.6	14.1	8.2	14.9	10.0
3. About the same as now	65.6	66.0	67.7	71.6	47.4	68.6	68.3	63.1	64.0	67.5	63.3	67.4	62.2	73.3	66.3	82.6
4. Somewhat more time	12.4	12.8	12.3	10.3	21.5	10.4	11.6	12.5	15.4	12.2	14.4	12.9	12.3	12.3	11.4	6.0
5. Much more time	2.5	2.8	1.3	1.2	4.6	2.1	1.2	3.3	3.1	1.9	1.9	1.7	2.6	3.2	2.0	-
<i>Item 1250 Subject M02</i>	<i>N</i> 2559	1119	1230	1550	234	509	621	907	522	1820	418	1223	617	213	354	36
A005: Would you like to spend more time, or less time, working with or helping younger children?																
1. Much less time	9.4	13.5	4.7	9.1	7.0	8.7	10.7	9.3	8.6	7.5	14.1	7.9	9.8	9.3	11.6	17.4
2. Somewhat less time	6.8	8.5	4.5	6.9	4.7	6.5	7.8	6.2	6.8	5.8	8.6	6.1	8.1	5.1	7.7	-
3. About the same as now	31.0	40.0	23.2	34.8	21.0	34.3	34.8	27.9	28.4	30.4	32.0	29.3	34.3	32.7	29.4	39.2
4. Somewhat more time	35.4	29.2	41.7	34.9	39.9	37.3	31.8	36.7	35.6	38.1	30.0	36.8	33.2	34.3	35.7	34.5
5. Much more time	17.5	8.8	26.0	14.3	27.4	13.2	14.8	19.9	20.6	18.1	15.4	19.9	14.5	18.6	15.5	9.0
<i>Item 1260 Subject M02</i>	<i>N</i> 2558	1120	1229	1550	236	509	622	905	522	1818	419	1224	616	215	354	36
A006: The next questions ask how satisfied or dissatisfied you are with several aspects of your life. For each question, mark the circle that shows best how you feel. If you are neutral about something, or are just as satisfied as you are dissatisfied, mark the middle answer.																
How satisfied are you with . . .																
A006A: Your job? (If you have no job, leave blank)																
7. Completely satisfied	17.0	13.6	19.1	17.5	14.0	17.3	17.9	16.7	15.6	17.4	12.7	18.6	14.7	22.5	14.3	9.8
6.	24.2	24.3	26.4	27.4	17.9	24.9	24.5	25.7	19.8	26.3	22.9	26.2	25.0	20.6	22.0	19.1
5.	17.1	20.2	14.8	18.5	12.0	17.7	17.3	15.9	18.4	16.3	22.0	15.4	18.7	20.3	18.8	26.1
4. Neutral	20.8	20.9	19.7	17.5	29.7	20.6	17.8	21.0	25.0	19.5	22.9	19.9	21.2	18.3	19.6	18.8
3.	9.7	8.8	10.7	9.3	12.5	8.6	11.9	8.1	10.9	10.6	5.8	9.3	9.8	8.9	9.9	16.3
2.	5.2	6.0	4.1	5.2	3.6	3.9	5.5	6.7	3.2	4.3	8.3	4.3	5.3	5.9	7.5	7.4
1. Completely dissatisfied	6.1	6.1	5.2	4.6	10.2	6.9	5.0	5.9	7.1	5.5	5.4	6.2	5.2	3.5	7.9	2.4
<i>Item 1270 Subject C01, P02</i>	<i>N</i> 1678	752	778	1112	123	371	446	576	285	1186	278	742	433	145	245	34
A006B: The neighborhood where you live?																
7. Completely satisfied	29.4	28.6	31.1	32.5	24.1	23.6	29.5	32.0	30.3	30.2	31.7	31.1	27.3	29.9	29.0	21.8
6.	22.9	25.5	21.2	25.7	18.0	26.3	24.6	20.5	21.7	24.3	17.7	24.3	21.6	20.6	23.4	22.1
5.	13.6	15.3	12.0	14.3	12.0	15.2	13.6	14.3	10.9	13.8	11.3	13.4	14.3	12.1	13.7	14.2
4. Neutral	18.8	15.7	20.3	14.7	26.7	17.9	18.9	17.9	21.2	16.3	24.5	18.4	18.6	22.0	15.6	25.3
3.	7.2	6.5	7.9	6.1	11.6	7.8	6.8	7.1	7.4	7.5	6.5	6.1	7.3	9.7	8.7	13.0
2.	3.8	4.6	3.3	4.2	1.8	3.6	3.8	4.2	3.3	3.9	4.0	3.4	5.7	3.2	3.2	2.2
1. Completely dissatisfied	4.3	3.8	4.2	2.4	5.8	5.7	2.7	3.9	5.2	3.9	4.4	3.3	5.2	2.5	6.3	1.4
<i>Item 1280 Subject P02</i>	<i>N</i> 2562	1121	1232	1556	234	509	623	908	523	1823	419	1224	618	215	357	36
A006C: Your personal safety in your neighborhood, on your job, and in your school—safety from being attacked and injured in some way?																
7. Completely satisfied	33.7	39.1	29.4	37.0	26.5	31.1	38.2	32.0	33.8	36.5	26.7	34.4	32.7	32.0	36.2	20.4
6.	26.3	26.3	27.6	30.6	13.8	27.4	30.8	25.4	21.5	28.2	19.0	29.8	23.8	24.8	22.3	32.9
5.	12.8	12.0	14.0	12.6	17.1	14.5	8.9	14.7	12.4	12.3	17.7	12.8	13.6	13.7	12.6	3.7
4. Neutral	16.3	12.7	18.3	13.3	22.9	15.3	15.8	16.9	16.9	13.1	24.6	13.7	17.7	20.2	16.0	25.2
3.	5.0	4.1	5.8	3.1	9.5	6.0	1.9	5.7	6.6	4.9	5.6	4.1	4.6	5.8	7.5	10.0
2.	2.7	2.4	2.9	2.0	5.7	2.5	2.3	2.1	4.5	2.8	2.7	2.2	3.7	3.2	2.8	6.5
1. Completely dissatisfied	3.2	3.4	2.0	1.6	4.5	3.2	2.1	3.2	4.3	2.2	3.6	3.0	3.9	0.4	2.6	1.4
<i>Item 1290 Subject P02</i>	<i>N</i> 2554	1120	1228	1552	234	505	621	905	523	1821	419	1221	614	215	356	36

DESCRIPTIVE RESULTS: 2005

45

QUESTIONNAIRE FORM 1 2005	TOTAL	SEX		RACE		REGION				COLLEGE PLANS?		ILLICIT DRUG USE: LIFETIME				
		M	F	White	Black	NE	NC	S	W	Yes	No	None	Mari- juana Only	Few Pills	More Pills	Any Her- oin
<i>N (Weighted No. of Cases):</i>	2580	1124	1232	1557	236	515	628	912	524	1825	419	1226	618	216	357	36
<i>% of Weighted Total:</i>	100.0	43.6	47.7	60.3	9.1	20.0	24.4	35.4	20.3	70.7	16.2	47.5	24.0	8.4	13.8	1.4
A006D: The safety of things you own from being stolen or destroyed in your neighborhood, on your job, and in your school?																
7. Completely satisfied	19.6	20.5	19.4	20.3	14.7	16.2	18.8	21.0	21.4	20.0	21.3	19.7	19.3	20.5	20.0	12.5
6.	25.0	26.0	24.7	29.3	20.0	28.6	31.9	20.8	20.5	28.1	17.7	28.5	22.5	21.6	21.9	21.6
5.	16.8	17.7	16.8	18.6	11.8	19.3	16.4	16.6	15.1	17.6	14.6	16.9	19.4	15.7	15.0	6.7
4. Neutral	17.0	15.7	17.9	13.7	24.0	15.7	16.0	17.0	19.4	14.9	19.7	15.4	17.3	20.0	16.8	29.6
3.	10.4	8.8	11.3	9.1	14.2	9.9	8.9	11.6	10.5	9.7	13.0	9.8	10.5	11.3	9.8	25.1
2.	5.9	5.9	5.4	5.7	6.2	5.6	5.0	6.7	6.0	5.1	7.0	4.9	7.0	4.8	8.2	1.6
1. Completely dissatisfied	5.4	5.4	4.4	3.2	9.0	4.8	3.1	6.3	7.1	4.7	6.6	4.8	4.1	6.0	8.2	2.8
<i>Item 1300 Subject P02</i>	<i>N</i> 2554	1116	1230	1552	232	509	622	900	523	1819	417	1224	616	214	354	36
A006E: Your educational experiences?																
7. Completely satisfied	18.9	17.7	20.6	17.3	26.8	15.3	16.7	20.1	22.8	20.6	15.8	22.2	16.7	12.8	17.2	7.4
6.	29.3	30.5	29.0	31.8	27.2	29.7	34.8	26.9	26.6	31.8	21.5	31.1	29.1	32.4	24.8	16.3
5.	22.1	23.7	20.8	23.5	14.1	24.5	22.9	20.3	21.6	22.6	20.2	21.2	22.7	25.8	19.3	31.3
4. Neutral	16.4	14.8	16.4	14.6	18.3	16.0	13.9	17.1	18.6	13.4	23.2	13.6	19.2	17.7	18.4	19.6
3.	6.3	5.4	7.7	6.0	8.2	7.0	4.5	7.8	5.1	6.2	6.9	6.1	4.6	5.7	10.7	8.4
2.	3.6	3.8	3.3	3.7	2.0	4.5	3.5	3.5	3.2	2.8	5.3	3.3	3.8	2.6	4.9	8.5
1. Completely dissatisfied	3.5	4.1	2.3	3.2	3.4	3.1	3.7	4.4	2.1	2.5	6.9	2.4	3.9	2.9	4.8	8.4
<i>Item 1310 Subject B01, P02</i>	<i>N</i> 2547	1119	1223	1551	226	505	619	900	523	1813	418	1222	617	212	354	36
A006F: Your friends and other people you spend time with?																
7. Completely satisfied	42.4	41.0	44.4	41.6	47.8	40.4	37.9	45.8	43.8	41.8	50.5	44.8	42.6	39.1	40.5	28.5
6.	29.8	31.2	29.5	33.0	19.5	31.9	32.3	26.2	31.1	31.4	25.1	30.2	32.1	28.8	26.2	34.2
5.	13.3	15.5	11.6	13.4	13.7	13.4	15.0	13.7	10.6	13.7	11.0	12.6	13.7	14.8	15.2	13.0
4. Neutral	8.8	7.6	8.8	7.2	13.8	8.4	8.8	9.6	7.7	7.6	9.5	7.6	7.4	11.0	11.1	6.7
3.	3.0	2.2	3.5	2.7	3.2	2.3	3.7	1.9	4.7	3.1	2.1	2.6	2.3	3.1	4.1	13.2
2.	1.3	1.2	1.2	1.3	1.0	1.8	1.9	0.9	0.9	1.2	0.4	1.1	0.8	0.4	2.1	4.4
1. Completely dissatisfied	1.3	1.3	1.0	0.8	1.0	1.6	0.4	1.9	1.3	1.2	1.4	1.0	1.0	2.8	0.9	-
<i>Item 1320 Subject M04, P02</i>	<i>N</i> 2557	1121	1228	1553	233	508	620	906	523	1820	419	1222	616	215	356	36
A006G: The way you get along with your parents?																
7. Completely satisfied	27.7	30.2	26.1	25.3	35.6	28.0	22.5	28.3	32.3	27.6	27.5	30.8	27.2	23.2	22.8	19.1
6.	26.2	27.7	25.6	29.2	19.8	26.7	26.5	26.2	25.6	26.5	25.5	26.2	29.0	28.9	20.8	17.0
5.	16.0	16.5	15.4	18.2	10.9	17.9	17.8	14.7	14.4	17.2	12.1	18.3	13.8	16.6	14.9	7.2
4. Neutral	14.2	13.8	13.6	12.6	13.8	12.9	16.2	13.4	14.3	12.7	18.9	12.7	13.3	13.3	17.2	31.6
3.	6.9	5.0	8.6	7.1	7.8	7.3	7.3	7.4	5.1	7.2	6.5	5.2	9.3	7.0	8.2	12.7
2.	4.4	4.1	5.1	4.6	4.0	4.1	5.2	4.2	4.1	4.5	4.5	3.6	3.9	5.1	7.9	4.4
1. Completely dissatisfied	4.6	2.7	5.6	3.1	8.1	3.1	4.5	5.6	4.3	4.3	4.9	3.2	3.5	6.0	8.2	8.1
<i>Item 1330 Subject M03, P02</i>	<i>N</i> 2558	1120	1232	1553	236	509	618	908	523	1823	419	1226	618	215	352	36
A006H: Yourself?																
7. Completely satisfied	30.1	34.1	26.0	25.6	50.7	28.5	26.9	32.1	32.1	28.8	34.4	32.9	29.1	25.0	26.2	17.3
6.	27.4	28.9	25.9	30.6	18.1	28.0	29.9	25.8	26.8	28.2	21.3	29.0	26.6	25.9	24.1	36.9
5.	15.9	14.9	17.9	18.5	8.9	18.5	14.5	16.4	14.1	17.3	14.0	15.6	17.5	18.6	15.2	7.2
4. Neutral	14.8	13.0	16.6	13.6	12.8	12.9	15.1	15.5	15.1	13.9	20.7	13.2	16.9	22.1	11.6	13.6
3.	5.5	4.2	6.8	5.7	4.8	5.1	7.3	4.8	5.1	5.8	4.0	4.7	4.4	3.1	10.9	8.9
2.	3.3	2.7	3.6	3.6	0.5	4.1	3.4	2.9	3.1	3.0	3.7	2.8	3.6	1.6	5.3	9.0
1. Completely dissatisfied	2.9	2.2	3.3	2.4	4.2	3.0	2.9	2.4	3.8	3.1	1.7	1.8	1.9	3.7	6.7	7.1
<i>Item 1340 Subject P01, Q01</i>	<i>N</i> 2531	1113	1215	1538	228	508	610	891	521	1810	412	1214	613	215	350	36
A006I: Your standard of living—the things you have like housing, car, furniture, recreation, and the like?																
7. Completely satisfied	32.4	33.3	31.9	33.2	31.8	28.0	29.0	34.5	37.1	35.0	26.0	35.9	30.3	31.5	29.1	15.1
6.	29.2	31.8	27.4	31.6	22.4	33.0	34.9	26.4	23.8	28.2	33.6	30.1	32.0	22.4	25.5	43.3
5.	15.7	15.4	16.1	16.8	14.1	16.8	14.5	17.9	12.0	15.9	15.9	13.9	16.7	20.0	18.1	14.3
4. Neutral	12.9	12.4	13.0	10.9	15.8	12.8	11.5	11.8	16.6	11.6	15.8	11.4	14.8	18.5	11.0	2.8
3.	5.1	3.2	6.6	4.2	8.9	5.9	3.5	6.7	3.6	4.8	4.8	4.2	3.2	5.2	9.3	20.5
2.	2.6	2.0	3.0	2.1	4.2	1.7	3.8	1.4	4.0	2.6	2.2	2.6	1.8	1.4	4.4	1.8
1. Completely dissatisfied	2.1	1.9	1.9	1.2	2.8	1.7	2.8	1.3	2.8	1.9	1.7	2.0	1.3	1.0	2.6	2.3
<i>Item 1350 Subject F01, P02</i>	<i>N</i> 2559	1121	1230	1556	233	509	622	907	521	1823	417	1222	618	215	357	36

MONITORING THE FUTURE

QUESTIONNAIRE FORM 1 2005	TOTAL	SEX		RACE		REGION				COLLEGE PLANS?		ILLICIT DRUG USE: LIFETIME				
		M	F	White	Black	NE	NC	S	W	Yes	No	None	Mari- juana Only	Few Pills	More Pills	Any Her- oin
<i>N (Weighted No. of Cases):</i>	2580	1124	1232	1557	236	515	628	912	524	1825	419	1226	618	216	357	36
<i>% of Weighted Total:</i>	100.0	43.6	47.7	60.3	9.1	20.0	24.4	35.4	20.3	70.7	16.2	47.5	24.0	8.4	13.8	1.4
A006J: The amount of time you have for doing things you want to do?																
7. Completely satisfied	14.8	18.1	11.5	13.6	22.7	14.2	12.1	15.8	16.8	14.9	14.9	14.9	16.0	13.3	13.2	8.7
6.	19.5	19.8	19.2	20.7	19.3	19.5	22.0	19.1	17.3	19.8	15.8	19.9	20.4	17.8	18.5	14.7
5.	21.0	21.8	20.2	23.8	16.6	26.8	21.6	19.1	18.1	20.7	24.2	21.1	22.0	24.9	19.1	21.0
4. Neutral	16.1	14.5	16.8	13.8	18.8	17.3	15.2	16.5	15.2	15.0	17.5	16.2	15.7	13.5	15.4	15.6
3.	13.7	12.2	16.3	14.6	10.8	10.0	14.8	12.7	17.5	14.7	12.6	14.4	12.3	15.0	14.5	12.0
2.	7.8	8.5	7.5	8.1	4.2	7.4	8.8	7.6	7.3	8.5	6.7	6.7	8.5	7.1	10.1	11.4
1. Completely dissatisfied	7.1	5.1	8.4	5.4	7.7	4.7	5.5	9.3	7.8	6.5	8.4	6.8	5.1	8.4	9.3	16.5
<i>Item 1360 Subject P02</i>	<i>N</i> 2558	<i>1121</i>	<i>1229</i>	<i>1554</i>	<i>236</i>	<i>510</i>	<i>622</i>	<i>906</i>	<i>520</i>	<i>1820</i>	<i>418</i>	<i>1224</i>	<i>616</i>	<i>215</i>	<i>357</i>	<i>36</i>
A006K: The way you spend your leisure time—recreation, relaxation, and so on?																
7. Completely satisfied	22.5	26.3	18.7	23.9	23.6	19.6	21.7	24.6	22.8	22.6	25.0	21.8	21.7	22.7	25.7	25.5
6.	27.3	28.7	26.3	29.7	23.2	27.3	29.9	26.8	25.1	27.1	25.6	27.0	28.9	27.1	25.4	31.3
5.	20.8	21.3	21.1	22.2	20.0	22.7	21.9	19.6	19.6	21.5	20.4	22.2	20.8	25.4	15.4	15.6
4. Neutral	15.0	12.8	16.6	12.1	17.3	18.3	11.9	13.9	17.2	14.5	14.5	15.4	14.9	12.7	14.9	7.7
3.	8.0	6.7	9.4	7.3	9.6	6.1	9.9	7.6	8.4	8.2	8.3	7.6	8.2	8.0	9.8	11.0
2.	3.4	2.7	4.1	3.1	2.6	3.9	3.2	2.8	4.4	3.6	3.3	3.1	3.0	3.3	3.8	8.8
1. Completely dissatisfied	3.0	1.5	3.8	1.7	3.9	2.0	1.6	4.7	2.6	2.6	2.9	2.9	2.4	0.9	5.0	-
<i>Item 1370 Subject C08, P02</i>	<i>N</i> 2556	<i>1119</i>	<i>1228</i>	<i>1555</i>	<i>231</i>	<i>509</i>	<i>621</i>	<i>905</i>	<i>521</i>	<i>1818</i>	<i>418</i>	<i>1220</i>	<i>617</i>	<i>214</i>	<i>357</i>	<i>36</i>
A006L: Your life as a whole these days?																
7. Completely satisfied	18.9	19.5	17.7	18.5	27.5	14.8	20.1	20.6	18.7	18.3	21.0	21.4	18.5	16.6	12.8	14.5
6.	30.1	33.5	27.8	33.7	22.1	31.6	29.4	30.5	28.6	31.2	26.2	31.6	29.0	28.1	28.9	26.7
5.	20.0	19.8	20.8	21.8	14.5	21.7	21.1	18.3	20.1	20.5	19.9	19.9	22.2	24.6	16.9	18.6
4. Neutral	18.6	15.9	20.6	14.8	23.0	18.6	17.0	19.1	19.5	17.9	19.6	16.9	19.6	21.5	18.7	18.6
3.	6.1	6.0	6.1	5.6	7.3	7.3	5.6	5.4	6.9	5.8	7.2	4.7	6.0	3.8	10.6	15.5
2.	3.3	2.5	4.1	3.6	2.1	2.7	5.3	2.7	2.3	3.4	3.2	3.3	2.0	2.0	5.9	4.4
1. Completely dissatisfied	3.0	2.8	2.9	2.1	3.5	3.2	1.6	3.3	3.9	2.9	3.0	2.1	2.5	3.5	6.2	1.8
<i>Item 1380 Subject P01</i>	<i>N</i> 2552	<i>1117</i>	<i>1227</i>	<i>1551</i>	<i>233</i>	<i>505</i>	<i>622</i>	<i>906</i>	<i>519</i>	<i>1817</i>	<i>418</i>	<i>1222</i>	<i>616</i>	<i>215</i>	<i>355</i>	<i>36</i>
A006M: The way our national government is operating?																
7. Completely satisfied	4.3	5.0	3.1	4.6	0.9	3.6	3.7	5.1	4.1	3.7	5.1	5.0	3.3	2.4	4.4	7.0
6.	9.2	11.7	7.0	11.1	4.9	10.2	9.8	8.5	8.7	9.9	6.4	10.3	9.2	6.7	6.9	12.5
5.	13.6	16.5	10.9	15.5	8.7	12.4	14.7	14.6	11.6	13.3	14.9	15.3	11.2	11.6	13.7	5.6
4. Neutral	31.8	26.9	36.7	30.9	29.3	31.8	31.6	32.2	31.2	31.4	33.7	32.9	33.0	30.0	29.3	22.9
3.	15.5	14.5	16.7	14.7	19.6	16.6	14.8	15.3	15.7	16.4	12.5	13.0	18.2	21.6	14.6	17.5
2.	11.4	10.7	12.5	11.0	14.9	9.2	11.4	11.4	13.4	12.3	10.2	10.7	10.9	9.6	14.4	22.1
1. Completely dissatisfied	14.3	14.5	13.2	12.3	21.7	16.1	14.0	12.8	15.3	13.0	17.3	12.7	14.2	18.0	16.6	12.5
<i>Item 1390 Subject H02, K02</i>	<i>N</i> 2550	<i>1116</i>	<i>1228</i>	<i>1552</i>	<i>232</i>	<i>503</i>	<i>621</i>	<i>906</i>	<i>519</i>	<i>1818</i>	<i>419</i>	<i>1220</i>	<i>617</i>	<i>215</i>	<i>354</i>	<i>36</i>
A006N: The amount of fun you are having?																
7. Completely satisfied	20.9	22.2	18.5	20.3	26.0	17.9	21.8	21.7	21.5	20.0	21.8	20.2	20.7	21.9	23.2	17.3
6.	26.2	29.7	24.3	29.9	20.9	29.1	27.8	25.8	22.0	27.2	25.6	27.7	28.0	23.8	20.6	39.6
5.	21.9	21.6	23.1	23.3	16.6	21.7	22.8	21.5	21.8	22.6	20.5	22.7	22.0	23.8	20.4	8.6
4. Neutral	15.1	11.9	17.3	11.9	18.9	14.8	13.7	15.1	16.9	14.4	15.6	14.1	15.7	15.5	16.4	5.9
3.	7.8	7.2	8.7	7.9	7.1	9.5	6.9	7.2	8.3	8.2	7.5	7.9	6.5	6.5	10.0	15.8
2.	4.2	4.3	4.6	3.9	5.8	3.4	5.2	3.5	5.2	4.4	3.5	4.0	3.7	3.8	4.7	12.7
1. Completely dissatisfied	3.8	3.1	3.5	2.9	4.7	3.5	1.8	5.3	4.1	3.2	5.5	3.3	3.2	4.6	4.7	-
<i>Item 1400 Subject P02, Q01</i>	<i>N</i> 2559	<i>1121</i>	<i>1231</i>	<i>1556</i>	<i>236</i>	<i>508</i>	<i>622</i>	<i>908</i>	<i>521</i>	<i>1822</i>	<i>419</i>	<i>1224</i>	<i>618</i>	<i>215</i>	<i>357</i>	<i>36</i>
A007: How important is each of the following to you in your life?																
A007A: Being successful in my line of work																
1. Not important	1.7	2.4	0.6	1.6	2.8	1.7	1.9	1.9	1.3	1.5	1.1	1.1	1.4	1.4	3.8	-
2. Somewhat important	7.7	9.4	5.4	8.2	6.2	5.8	10.5	7.0	7.6	6.3	9.6	7.0	8.0	6.0	8.2	13.7
3. Quite important	26.6	28.7	25.5	31.6	12.5	29.1	28.2	24.7	25.3	27.2	26.7	25.8	28.6	28.5	23.9	51.3
4. Extremely important	64.0	59.5	68.4	58.7	78.6	63.4	59.4	66.4	65.8	65.0	62.5	66.1	62.0	64.1	64.1	35.1
<i>Item 1410 Subject C06, Q07</i>	<i>N</i> 2529	<i>1108</i>	<i>1214</i>	<i>1542</i>	<i>230</i>	<i>501</i>	<i>618</i>	<i>897</i>	<i>513</i>	<i>1800</i>	<i>415</i>	<i>1205</i>	<i>616</i>	<i>216</i>	<i>351</i>	<i>35</i>

QUESTIONNAIRE FORM 1 2005	TOTAL	SEX		RACE		REGION				COLLEGE PLANS?		ILLICIT DRUG USE: LIFETIME				
		M	F	White	Black	NE	NC	S	W	Yes	No	None	Mari- juana Only	Few Pills	More Pills	Any Her- oin
<i>N (Weighted No. of Cases):</i>	2580	1124	1232	1557	236	515	628	912	524	1825	419	1226	618	216	357	36
<i>% of Weighted Total:</i>	100.0	43.6	47.7	60.3	9.1	20.0	24.4	35.4	20.3	70.7	16.2	47.5	24.0	8.4	13.8	1.4
A007B: Having a good marriage and family life																
1. Not important	2.5	3.0	1.4	2.1	2.3	2.7	2.5	1.9	3.4	1.9	3.2	1.8	1.2	2.9	6.4	-
2. Somewhat important	7.0	9.0	4.5	6.7	8.0	6.9	10.0	6.0	5.4	6.5	6.4	6.0	7.1	9.1	9.2	5.6
3. Quite important	14.5	17.3	11.0	14.8	17.0	17.5	13.6	13.0	15.1	12.8	18.0	11.9	15.7	18.0	15.2	25.9
4. Extremely important	76.0	70.8	83.1	76.4	72.7	72.9	73.8	79.1	76.2	78.8	72.4	80.3	76.1	70.0	69.2	68.5
<i>Item 1420 Subject D03, Q07</i>	<i>N</i> 2530	<i>1110</i>	<i>1215</i>	<i>1543</i>	<i>230</i>	<i>503</i>	<i>618</i>	<i>897</i>	<i>513</i>	<i>1801</i>	<i>415</i>	<i>1209</i>	<i>615</i>	<i>216</i>	<i>351</i>	<i>35</i>
A007C: Having lots of money																
1. Not important	5.5	5.2	5.5	6.2	2.0	3.6	6.6	5.6	5.9	5.6	6.3	6.7	3.1	6.4	4.6	5.7
2. Somewhat important	32.2	30.3	35.8	38.2	21.7	28.6	38.0	32.1	28.9	34.1	29.2	35.5	30.7	30.1	25.8	39.3
3. Quite important	37.0	36.0	38.7	37.1	28.6	41.3	36.2	34.9	37.5	37.5	37.0	36.6	37.0	36.9	39.5	46.5
4. Extremely important	25.3	28.5	20.0	18.4	47.8	26.4	19.2	27.4	27.6	22.8	27.5	21.2	29.2	26.5	30.0	8.5
<i>Item 1430 Subject F01, Q07</i>	<i>N</i> 2515	<i>1108</i>	<i>1208</i>	<i>1540</i>	<i>225</i>	<i>494</i>	<i>616</i>	<i>892</i>	<i>512</i>	<i>1794</i>	<i>414</i>	<i>1204</i>	<i>615</i>	<i>215</i>	<i>348</i>	<i>35</i>
A007D: Having plenty of time for recreation and hobbies																
1. Not important	1.6	1.3	1.1	1.1	2.7	1.1	1.3	2.1	1.3	1.0	1.6	1.2	1.2	1.3	2.1	4.5
2. Somewhat important	18.9	15.1	22.1	18.2	24.1	18.8	19.1	21.5	13.9	17.6	23.5	19.5	21.8	12.0	17.9	10.8
3. Quite important	47.2	44.2	50.7	49.3	41.4	48.1	47.3	46.6	47.2	49.5	41.0	48.0	46.4	46.6	45.0	50.6
4. Extremely important	32.4	39.4	26.0	31.4	31.8	32.0	32.3	29.8	37.6	31.9	33.9	31.3	30.6	40.2	35.0	34.1
<i>Item 1440 Subject C08, Q07</i>	<i>N</i> 2527	<i>1109</i>	<i>1215</i>	<i>1545</i>	<i>229</i>	<i>501</i>	<i>618</i>	<i>893</i>	<i>515</i>	<i>1804</i>	<i>415</i>	<i>1209</i>	<i>616</i>	<i>215</i>	<i>351</i>	<i>35</i>
A007E: Having strong friendships																
1. Not important	1.2	1.1	0.7	0.4	4.0	1.4	0.8	1.1	1.5	0.8	1.2	0.7	1.3	1.9	1.2	-
2. Somewhat important	6.5	6.4	6.1	5.1	10.0	8.3	4.6	7.9	4.4	5.5	6.7	5.5	7.3	4.3	7.6	7.4
3. Quite important	25.4	30.1	21.1	25.2	28.7	22.6	29.7	25.2	23.4	23.7	32.2	25.4	25.0	24.3	24.0	38.6
4. Extremely important	66.9	62.4	72.1	69.3	57.3	67.6	65.0	65.8	70.7	69.9	59.8	68.5	66.4	69.5	67.2	54.0
<i>Item 1450 Subject M04, Q07</i>	<i>N</i> 2530	<i>1112</i>	<i>1213</i>	<i>1542</i>	<i>232</i>	<i>503</i>	<i>619</i>	<i>895</i>	<i>513</i>	<i>1802</i>	<i>414</i>	<i>1212</i>	<i>616</i>	<i>216</i>	<i>347</i>	<i>35</i>
A007F: Being able to find steady work																
1. Not important	0.8	0.5	0.5	0.7	0.7	0.7	0.9	0.9	0.7	0.6	0.2	0.6	0.4	0.6	1.4	-
2. Somewhat important	5.4	5.2	5.1	5.1	9.4	5.7	5.0	5.4	5.4	4.9	6.0	5.4	4.5	4.3	5.2	10.2
3. Quite important	27.7	31.5	24.7	30.6	20.7	27.6	30.5	26.5	26.6	27.4	28.0	27.6	26.8	30.6	29.6	20.1
4. Extremely important	66.1	62.8	69.8	63.7	69.1	66.0	63.6	67.1	67.3	67.1	65.8	66.4	68.3	64.4	63.8	69.6
<i>Item 1460 Subject C04, Q07</i>	<i>N</i> 2524	<i>1107</i>	<i>1212</i>	<i>1542</i>	<i>228</i>	<i>502</i>	<i>619</i>	<i>895</i>	<i>508</i>	<i>1798</i>	<i>414</i>	<i>1208</i>	<i>613</i>	<i>216</i>	<i>349</i>	<i>35</i>
A007G: Making a contribution to society																
1. Not important	6.7	9.2	3.8	6.6	5.6	6.4	6.4	7.6	5.7	5.5	9.4	4.7	6.1	8.0	12.8	8.6
2. Somewhat important	28.3	30.0	26.1	31.0	26.5	31.3	30.2	28.3	23.0	26.6	32.6	24.7	32.4	31.2	29.5	40.2
3. Quite important	40.5	40.7	41.7	41.0	39.1	37.1	39.2	40.9	44.7	41.7	39.5	41.5	41.2	36.1	40.8	37.6
4. Extremely important	24.5	20.1	28.4	21.5	28.8	25.2	24.2	23.2	26.6	26.2	18.5	29.1	20.4	24.7	16.9	13.6
<i>Item 1470 Subject O01, Q07</i>	<i>N</i> 2527	<i>1108</i>	<i>1215</i>	<i>1541</i>	<i>230</i>	<i>500</i>	<i>616</i>	<i>896</i>	<i>515</i>	<i>1800</i>	<i>415</i>	<i>1208</i>	<i>616</i>	<i>215</i>	<i>350</i>	<i>35</i>
A007H: Being a leader in my community																
1. Not important	19.4	20.9	18.4	21.6	13.0	18.6	22.1	19.2	17.2	17.6	26.1	16.7	19.1	23.1	26.2	26.0
2. Somewhat important	36.8	38.6	35.6	40.7	27.3	43.3	38.2	34.7	32.3	36.9	36.9	35.3	41.8	34.5	35.4	42.2
3. Quite important	27.7	25.2	29.8	25.4	34.9	24.0	25.8	29.2	31.3	28.3	27.6	30.1	26.0	23.5	26.4	22.7
4. Extremely important	16.1	15.3	16.3	12.3	24.8	14.1	14.0	16.8	19.3	17.2	9.4	17.9	13.1	18.9	11.9	9.1
<i>Item 1480 Subject M05, Q07</i>	<i>N</i> 2524	<i>1109</i>	<i>1211</i>	<i>1539</i>	<i>229</i>	<i>500</i>	<i>619</i>	<i>892</i>	<i>514</i>	<i>1799</i>	<i>415</i>	<i>1208</i>	<i>616</i>	<i>216</i>	<i>348</i>	<i>35</i>
A007I: Being able to give my children better opportunities than I've had																
1. Not important	2.8	3.1	1.8	2.8	2.4	3.1	2.9	2.5	2.9	2.2	3.4	2.8	2.1	1.4	4.4	-
2. Somewhat important	7.4	8.4	6.5	9.5	3.0	8.8	9.5	5.6	6.7	7.7	4.3	7.0	7.2	5.9	8.4	5.4
3. Quite important	23.9	26.6	22.1	29.6	10.6	26.3	24.4	24.1	20.6	24.0	25.1	23.8	24.0	25.4	25.0	23.6
4. Extremely important	65.9	61.9	69.5	58.1	84.1	61.8	63.2	67.8	69.8	66.0	67.2	66.5	66.7	67.4	62.3	71.0
<i>Item 1490 Subject Q07</i>	<i>N</i> 2520	<i>1106</i>	<i>1209</i>	<i>1534</i>	<i>230</i>	<i>503</i>	<i>616</i>	<i>889</i>	<i>511</i>	<i>1792</i>	<i>415</i>	<i>1204</i>	<i>615</i>	<i>213</i>	<i>349</i>	<i>35</i>

MONITORING THE FUTURE

QUESTIONNAIRE FORM 1 2005	TOTAL	SEX		RACE		REGION				COLLEGE PLANS?		ILLICIT DRUG USE: LIFETIME				
		M	F	White	Black	NE	NC	S	W	Yes	No	None	Mari- juana Only	Few Pills	More Pills	Any Her- oin
<i>N (Weighted No. of Cases):</i>	2580	1124	1232	1557	236	515	628	912	524	1825	419	1226	618	216	357	36
<i>% of Weighted Total:</i>	100.0	43.6	47.7	60.3	9.1	20.0	24.4	35.4	20.3	70.7	16.2	47.5	24.0	8.4	13.8	1.4
A007J: Living close to parents and relatives																
1. Not important	16.6	19.9	13.7	16.6	16.8	13.3	16.5	18.5	16.5	16.4	17.6	15.3	12.8	20.6	24.7	19.8
2. Somewhat important	35.3	38.5	33.0	38.0	37.8	36.1	40.8	34.0	30.1	35.6	35.2	35.8	36.3	33.8	35.4	35.4
3. Quite important	29.8	27.7	31.9	29.3	30.2	34.4	27.8	28.4	30.4	30.5	28.1	27.5	36.3	28.5	26.2	31.7
4. Extremely important	18.3	14.0	21.4	16.1	15.1	16.2	14.9	19.2	23.0	17.5	19.1	21.4	14.6	17.2	13.7	13.1
<i>Item 1500 Subject M03, Q07</i>	<i>N 2524</i>	<i>1109</i>	<i>1213</i>	<i>1540</i>	<i>231</i>	<i>500</i>	<i>616</i>	<i>895</i>	<i>514</i>	<i>1798</i>	<i>414</i>	<i>1209</i>	<i>613</i>	<i>216</i>	<i>349</i>	<i>35</i>
A007K: Getting away from this area of the country																
1. Not important	45.7	48.0	45.2	49.9	33.4	45.3	42.1	46.2	49.5	48.3	40.4	48.3	44.8	47.3	39.3	62.2
2. Somewhat important	24.2	21.5	25.8	21.4	28.1	27.2	23.3	23.2	24.2	22.8	25.2	25.1	23.5	22.7	21.6	17.8
3. Quite important	16.1	17.5	14.6	15.7	15.8	15.3	17.3	16.0	15.7	15.9	16.6	14.4	16.1	16.0	20.8	16.4
4. Extremely important	14.0	13.1	14.4	13.0	22.8	12.3	17.3	14.6	10.6	13.0	17.8	12.2	15.7	13.9	18.2	3.6
<i>Item 1510 Subject Q07</i>	<i>N 2528</i>	<i>1109</i>	<i>1216</i>	<i>1540</i>	<i>230</i>	<i>501</i>	<i>618</i>	<i>896</i>	<i>513</i>	<i>1801</i>	<i>415</i>	<i>1210</i>	<i>613</i>	<i>216</i>	<i>351</i>	<i>35</i>
A007L: Working to correct social and economic inequalities																
1. Not important	21.1	26.5	16.2	24.4	13.2	22.8	24.9	19.2	18.3	19.6	27.0	18.1	24.7	20.1	25.1	34.2
2. Somewhat important	42.6	41.6	45.0	45.0	37.8	40.4	45.0	43.1	41.0	43.9	41.6	43.8	42.6	39.0	41.9	49.6
3. Quite important	23.2	20.4	24.8	20.7	32.9	24.7	18.1	25.5	23.9	23.0	21.1	23.6	21.9	26.0	21.9	14.6
4. Extremely important	13.1	11.4	14.0	10.0	16.1	12.1	12.1	12.3	16.9	13.5	10.3	14.5	10.7	14.9	11.0	1.6
<i>Item 1520 Subject N02, O01, Q07</i>	<i>N 2522</i>	<i>1107</i>	<i>1211</i>	<i>1542</i>	<i>226</i>	<i>500</i>	<i>616</i>	<i>891</i>	<i>514</i>	<i>1798</i>	<i>414</i>	<i>1205</i>	<i>615</i>	<i>216</i>	<i>350</i>	<i>35</i>
A007M: Discovering new ways to experience things																
1. Not important	8.0	9.2	6.7	8.7	8.5	6.6	8.8	8.3	7.8	7.5	9.8	9.2	7.2	5.7	5.7	3.6
2. Somewhat important	31.6	31.8	32.5	35.2	27.3	37.2	33.8	29.3	27.6	33.1	28.5	30.9	34.5	29.9	28.5	53.1
3. Quite important	38.5	38.5	38.8	38.5	38.4	36.4	38.2	38.7	40.8	39.2	35.2	39.7	38.7	34.1	39.2	37.1
4. Extremely important	21.8	20.5	22.0	17.6	25.7	19.8	19.2	23.6	23.9	20.2	26.5	20.2	19.6	30.4	26.6	6.3
<i>Item 1530 Subject Q07</i>	<i>N 2527</i>	<i>1108</i>	<i>1214</i>	<i>1542</i>	<i>230</i>	<i>501</i>	<i>619</i>	<i>892</i>	<i>515</i>	<i>1801</i>	<i>414</i>	<i>1208</i>	<i>615</i>	<i>214</i>	<i>351</i>	<i>35</i>
A007N: Finding purpose and meaning in my life																
1. Not important	4.6	6.4	2.8	4.9	4.7	3.5	6.2	3.2	6.0	4.3	5.5	4.9	3.3	3.4	6.1	-
2. Somewhat important	11.1	13.7	8.3	13.5	4.6	15.5	11.5	9.5	9.2	9.6	14.1	9.1	14.1	8.6	13.2	12.0
3. Quite important	26.0	30.0	22.7	27.8	21.3	27.1	29.1	24.7	23.3	25.4	27.8	24.0	27.9	27.0	25.0	53.4
4. Extremely important	58.3	49.9	66.2	53.9	69.4	54.0	53.2	62.6	61.5	60.7	52.6	62.0	54.6	61.0	55.7	34.6
<i>Item 1540 Subject Q07</i>	<i>N 2526</i>	<i>1109</i>	<i>1213</i>	<i>1543</i>	<i>230</i>	<i>501</i>	<i>617</i>	<i>894</i>	<i>513</i>	<i>1800</i>	<i>415</i>	<i>1209</i>	<i>613</i>	<i>215</i>	<i>351</i>	<i>35</i>
A008: Generally speaking, would you say that most people can be trusted or that you can't be too careful in dealing with people?																
3. Most people can be trusted	20.2	23.9	17.8	22.9	12.1	18.3	22.7	17.4	24.1	22.4	14.1	24.4	17.7	18.1	13.9	14.8
2. Don't know, undecided	29.1	31.0	27.4	29.4	22.0	30.6	31.2	25.9	30.6	27.7	32.5	29.5	32.4	27.8	20.8	36.2
1. Can't be too careful	50.7	45.1	54.8	47.7	65.9	51.2	46.1	56.7	45.4	49.9	53.4	46.0	50.0	54.1	65.3	49.0
<i>Item 1550 Subject Q05</i>	<i>N 2464</i>	<i>1080</i>	<i>1196</i>	<i>1515</i>	<i>222</i>	<i>495</i>	<i>604</i>	<i>864</i>	<i>502</i>	<i>1765</i>	<i>401</i>	<i>1183</i>	<i>593</i>	<i>214</i>	<i>339</i>	<i>35</i>
A009: Would you say that most of the time people try to be helpful or that they are mostly just looking out for themselves?																
3. Try to be helpful	23.3	21.6	25.0	23.5	25.9	18.1	27.6	22.6	24.4	23.4	25.8	26.8	21.1	18.8	17.1	17.4
2. Don't know, undecided	36.7	37.6	35.6	37.8	28.8	39.9	37.1	34.3	37.4	35.9	38.8	36.8	37.3	37.3	34.2	41.0
1. Just looking out for themselves	40.0	40.8	39.4	38.7	45.3	41.9	35.3	43.1	38.1	40.8	35.4	36.3	41.7	43.9	48.7	41.6
<i>Item 1560 Subject Q05</i>	<i>N 2506</i>	<i>1106</i>	<i>1212</i>	<i>1538</i>	<i>228</i>	<i>498</i>	<i>609</i>	<i>886</i>	<i>513</i>	<i>1798</i>	<i>410</i>	<i>1205</i>	<i>609</i>	<i>216</i>	<i>345</i>	<i>35</i>
A010: Do you think most people would try to take advantage of you if they got a chance or would they try to be fair?																
3. Would try to be fair	19.7	21.0	18.7	21.3	15.5	19.4	23.1	18.2	18.6	20.7	17.2	21.8	19.4	15.2	16.8	4.8
2. Don't know, undecided	38.4	38.9	38.3	41.7	22.2	38.9	39.8	37.2	38.0	37.6	41.3	39.4	37.4	41.5	32.3	59.8
1. Would try to take advantage of you	41.9	40.2	43.0	36.9	62.3	41.6	37.1	44.6	43.3	41.7	41.5	38.9	43.2	43.3	50.9	35.4
<i>Item 1570 Subject Q05</i>	<i>N 2505</i>	<i>1106</i>	<i>1212</i>	<i>1538</i>	<i>228</i>	<i>498</i>	<i>609</i>	<i>885</i>	<i>513</i>	<i>1798</i>	<i>410</i>	<i>1205</i>	<i>609</i>	<i>216</i>	<i>345</i>	<i>35</i>

QUESTIONNAIRE FORM 1 2005	TOTAL	SEX		RACE		REGION				COLLEGE PLANS?		ILLICIT DRUG USE: LIFETIME				
		M	F	White	Black	NE	NC	S	W	Yes	No	None	Mari- juana Only	Few Pills	More Pills	Any Her- oin
<i>N (Weighted No. of Cases):</i>	2580	1124	1232	1557	236	515	628	912	524	1825	419	1226	618	216	357	36
<i>% of Weighted Total:</i>	100.0	43.6	47.7	60.3	9.1	20.0	24.4	35.4	20.3	70.7	16.2	47.5	24.0	8.4	13.8	1.4
A011: These next questions ask your opinions about a number of different topics. How much do you agree or disagree with each statement below?																
A011A: I feel that you can't be a good citizen unless you always obey the law																
1. Disagree	20.7	23.8	17.5	19.7	24.6	20.3	21.8	19.1	22.6	18.9	26.2	13.8	23.7	25.9	35.0	26.9
2. Mostly disagree	23.3	23.6	23.4	24.9	21.9	26.0	23.2	22.5	22.3	23.9	23.6	19.3	28.5	22.7	26.0	47.5
3. Neither	23.0	20.7	24.1	22.1	21.6	22.0	25.6	21.1	24.0	22.7	21.5	24.5	20.4	25.7	21.9	12.6
4. Mostly agree	26.4	25.1	29.2	28.5	17.6	27.5	24.7	27.8	24.9	27.8	23.8	33.2	23.0	24.7	13.7	13.0
5. Agree	6.5	6.8	5.8	4.8	14.2	4.1	4.6	9.5	6.1	6.7	4.9	9.2	4.4	1.1	3.3	-
<i>Item 1580 Subject H03</i>	<i>N</i> 2509	1105	1210	1539	228	498	611	888	511	1795	410	1205	609	215	350	35
A011B: I feel good citizens should go along with whatever the government does even if they disagree with it																
1. Disagree	38.7	39.2	38.6	38.0	48.8	37.6	41.5	36.7	40.1	39.5	34.5	34.1	39.7	42.2	50.9	40.2
2. Mostly disagree	26.1	27.2	25.6	26.1	20.2	28.5	23.8	24.2	30.0	26.6	25.0	26.0	27.3	27.0	25.4	35.5
3. Neither	20.7	20.2	20.9	21.4	19.5	20.9	20.0	21.9	19.2	19.4	26.1	23.4	19.2	18.9	14.7	18.6
4. Mostly agree	11.4	10.1	12.1	11.8	5.9	11.1	11.4	13.0	8.7	11.2	11.9	12.4	11.1	10.7	7.2	5.7
5. Agree	3.1	3.4	2.7	2.6	5.7	1.8	3.3	4.2	2.0	3.3	2.6	4.0	2.7	1.2	1.7	-
<i>Item 1590 Subject H03</i>	<i>N</i> 2499	1100	1206	1534	226	491	610	888	509	1794	410	1202	606	215	349	35
A011C: I feel good citizens try to change the government policies they disagree with																
1. Disagree	4.9	5.2	4.3	4.5	7.1	6.1	4.4	5.5	3.5	4.3	6.0	4.3	4.9	4.0	5.4	11.1
2. Mostly disagree	9.2	8.9	9.2	9.0	12.9	9.9	11.1	8.4	7.9	8.7	10.0	8.5	9.9	6.9	10.1	10.5
3. Neither	30.0	27.3	31.9	27.8	30.8	28.2	28.9	32.4	28.7	28.6	35.0	27.9	33.1	31.4	26.6	54.3
4. Mostly agree	32.8	34.7	32.2	34.6	24.6	33.5	31.5	31.6	35.6	34.4	29.1	36.0	33.1	32.4	25.7	16.2
5. Agree	23.1	24.0	22.4	24.0	24.7	22.4	24.2	22.1	24.2	24.0	19.9	23.3	18.9	25.2	32.2	7.9
<i>Item 1600 Subject H03</i>	<i>N</i> 2491	1095	1204	1530	228	493	610	883	505	1789	407	1198	606	214	348	35
A011D: The way people vote has a major impact on how things are run in this country																
1. Disagree	6.9	8.2	6.0	7.1	9.3	8.7	4.6	8.2	5.7	7.0	7.4	6.3	7.0	8.1	9.2	5.3
2. Mostly disagree	9.8	10.7	9.0	10.8	7.0	10.0	11.8	8.7	8.9	9.4	12.0	9.3	9.0	11.7	11.0	1.5
3. Neither	17.1	17.4	15.3	15.5	14.4	17.6	17.1	16.9	16.9	16.0	15.9	16.6	16.3	13.7	16.8	27.7
4. Mostly agree	32.1	32.9	32.1	34.6	25.5	33.6	34.0	27.7	36.3	32.6	32.0	32.4	34.9	26.0	30.5	54.4
5. Agree	34.1	30.8	37.6	32.0	43.8	30.1	32.4	38.5	32.2	35.0	32.8	35.5	32.8	40.5	32.5	11.2
<i>Item 1610 Subject H05, I02</i>	<i>N</i> 2494	1097	1207	1532	228	491	609	885	509	1791	408	1200	606	215	349	35
A011E: People who get together in citizen action groups to influence government policies can have a real effect																
1. Disagree	5.7	7.4	3.9	5.4	9.0	5.4	4.5	7.5	4.4	5.2	6.7	4.5	5.3	8.0	8.0	8.6
2. Mostly disagree	11.1	13.3	9.2	13.3	4.6	11.1	13.1	10.4	9.9	11.2	8.7	11.0	10.6	6.1	15.1	3.6
3. Neither	33.1	33.6	32.2	34.0	26.7	34.7	34.5	31.0	33.7	31.3	41.1	30.7	37.5	39.8	26.3	61.3
4. Mostly agree	33.9	31.5	36.6	34.3	33.4	33.5	35.0	34.8	31.4	35.4	27.9	36.4	32.9	31.0	31.4	24.9
5. Agree	16.2	14.3	18.1	12.9	26.3	15.3	13.0	16.3	20.6	16.9	15.6	17.5	13.6	15.1	19.2	1.7
<i>Item 1620 Subject H03, I02</i>	<i>N</i> 2490	1096	1204	1531	226	488	608	883	511	1788	410	1197	606	215	349	35
A011F: Despite its many faults, our system of doing things is still the best in the world																
1. Disagree	8.0	8.2	7.2	5.8	15.5	9.3	7.8	7.3	8.0	7.3	9.9	6.9	8.2	8.7	9.7	4.2
2. Mostly disagree	10.9	11.4	11.0	10.7	13.9	11.5	10.7	10.2	11.6	11.5	10.0	10.7	10.3	11.0	12.2	6.5
3. Neither	30.5	26.5	33.3	27.9	34.9	31.6	31.4	28.6	31.9	28.6	33.6	28.8	32.0	30.9	31.6	30.5
4. Mostly agree	31.1	30.2	32.0	34.5	19.6	30.6	29.7	33.8	28.5	31.5	29.9	33.0	28.7	28.9	30.5	45.6
5. Agree	19.6	23.6	16.5	21.2	15.9	17.0	20.4	20.2	20.0	21.1	16.6	20.6	20.9	20.4	16.0	13.2
<i>Item 1630 Subject H04</i>	<i>N</i> 2494	1098	1207	1534	228	490	608	886	511	1794	410	1200	608	215	349	35

MONITORING THE FUTURE

QUESTIONNAIRE FORM 1 2005	TOTAL	SEX		RACE		REGION				COLLEGE PLANS?		ILLICIT DRUG USE: LIFETIME				
		M	F	White	Black	NE	NC	S	W	Yes	No	None	Mari- juana Only	Few Pills	More Pills	Any Her- oin
<i>N (Weighted No. of Cases):</i>	2580	1124	1232	1557	236	515	628	912	524	1825	419	1226	618	216	357	36
<i>% of Weighted Total:</i>	100.0	43.6	47.7	60.3	9.1	20.0	24.4	35.4	20.3	70.7	16.2	47.5	24.0	8.4	13.8	1.4
A011G: America needs growth to survive, and that is going to require some increase in pollution																
1. Disagree	30.7	29.6	33.2	33.2	30.3	32.2	32.0	28.1	32.4	33.3	24.3	30.0	29.3	32.9	36.0	20.9
2. Mostly disagree	21.1	22.6	20.8	22.6	16.3	21.2	25.1	19.3	19.2	21.8	20.0	21.0	19.5	26.3	22.1	14.4
3. Neither	28.2	25.7	29.1	26.5	30.2	29.6	26.5	29.9	26.0	26.4	31.4	27.2	31.0	24.6	25.3	50.9
4. Mostly agree	13.3	15.4	10.6	12.2	12.8	11.8	11.6	14.3	14.9	12.5	14.7	14.0	14.9	10.6	10.4	6.0
5. Agree	6.7	6.7	6.3	5.5	10.3	5.3	4.8	8.4	7.5	5.9	9.6	7.8	5.2	5.5	6.1	7.8
<i>Item 1640 Subject F04</i>	<i>N</i> 2489	1099	1202	1531	225	486	608	883	510	1791	410	1197	607	214	348	33
A011H: If we just leave things to God, they will turn out for the best																
1. Disagree	21.7	24.5	19.8	24.1	7.1	25.5	22.3	14.1	30.2	23.0	17.4	18.5	20.4	29.2	31.0	22.7
2. Mostly disagree	11.2	11.3	11.0	12.3	5.2	17.2	10.7	8.0	11.6	11.6	9.0	10.5	12.9	8.3	11.6	6.7
3. Neither	24.9	26.7	22.8	24.2	15.8	30.1	24.4	21.7	25.8	23.2	26.7	22.4	28.4	29.3	23.7	23.3
4. Mostly agree	16.8	15.8	17.8	17.3	20.3	12.6	19.3	19.9	12.6	16.9	18.1	18.1	16.1	12.5	15.3	33.7
5. Agree	25.4	21.7	28.6	22.1	51.5	14.6	23.3	36.2	19.7	25.3	28.8	30.5	22.3	20.6	18.3	13.6
<i>Item 1650 Subject I02</i>	<i>N</i> 2485	1091	1205	1525	223	489	606	880	510	1783	410	1197	604	215	349	35
A011I: Going to school has been an enjoyable experience for me																
1. Disagree	7.9	7.7	7.6	8.1	8.6	8.3	7.4	9.8	4.9	5.8	15.5	5.5	7.4	10.8	15.1	16.9
2. Mostly disagree	10.3	11.8	9.0	11.0	7.0	11.3	11.7	9.1	9.7	9.8	11.5	9.8	10.0	7.8	14.3	-
3. Neither	19.6	18.4	19.7	20.0	17.8	21.2	19.1	19.5	18.7	18.3	19.3	16.3	20.9	21.9	21.8	44.0
4. Mostly agree	37.9	39.0	38.2	40.4	32.1	38.9	37.3	38.7	36.0	40.7	33.7	39.0	39.0	41.3	33.6	22.4
5. Agree	24.3	23.0	25.6	20.5	34.5	20.3	24.5	22.9	30.7	25.5	19.9	29.4	22.7	18.1	15.1	16.7
<i>Item 1660 Subject B01</i>	<i>N</i> 2504	1104	1210	1534	229	497	608	886	512	1797	410	1207	609	215	350	35
A011J: Doing well in school is important for getting a good job																
1. Disagree	2.7	3.5	1.6	2.4	2.6	2.3	2.4	2.8	3.3	1.9	5.0	2.0	2.4	2.8	5.7	-
2. Mostly disagree	4.8	6.6	3.0	5.7	3.0	5.5	5.0	4.1	5.0	4.4	6.1	3.1	5.8	3.4	9.4	7.7
3. Neither	9.4	10.6	7.0	8.8	4.3	8.5	10.5	9.5	8.9	7.1	12.6	6.9	9.8	11.2	13.5	20.8
4. Mostly agree	27.3	30.6	25.0	30.1	23.9	29.1	29.4	26.1	25.1	27.0	29.7	24.5	29.8	31.2	29.7	39.1
5. Agree	55.8	48.6	63.4	53.0	66.2	54.6	52.7	57.5	57.8	59.5	46.6	63.6	52.3	51.4	41.7	32.4
<i>Item 1670 Subject B01</i>	<i>N</i> 2506	1105	1211	1536	229	498	609	887	512	1800	410	1207	610	216	350	35
A012: The next questions ask for your opinions on the effects of using certain drugs and other substances. How much do you think people risk harming themselves (physically or in other ways), if they . . .																
A012A: Smoke one or more packs of cigarettes per day																
1. No risk	3.9	3.1	3.0	2.0	7.1	4.1	3.7	5.1	1.7	2.1	6.6	3.4	3.1	1.7	5.7	6.9
2. Slight risk	4.4	4.6	3.7	4.5	5.2	3.3	4.4	6.0	3.0	3.5	7.5	3.0	5.7	4.1	5.8	11.4
3. Moderate risk	17.3	20.9	14.3	19.7	11.8	16.1	21.8	16.9	13.9	16.2	21.3	14.7	16.7	24.2	24.7	23.5
4. Great risk	70.6	66.9	76.3	71.4	70.8	71.2	69.4	67.5	76.7	74.8	60.1	73.3	72.2	69.2	62.5	56.0
5. Can't say, drug unfamiliar	3.8	4.5	2.8	2.5	5.0	5.3	0.8	4.5	4.7	3.4	4.5	5.6	2.4	0.7	1.3	2.3
<i>Item 12360 Subject A14a</i>	<i>N</i> 2508	1106	1210	1540	227	501	611	887	510	1800	414	1204	616	216	347	35
A012B: Try marijuana once or twice																
1. No risk	35.3	42.1	28.8	39.9	25.2	38.9	35.8	32.9	35.3	34.0	39.0	17.0	49.8	50.7	60.6	59.9
2. Slight risk	31.9	29.1	34.6	33.5	28.8	32.1	35.1	29.6	31.7	33.8	27.5	35.3	33.2	26.4	25.1	15.9
3. Moderate risk	13.2	10.3	16.5	12.8	18.0	12.3	13.3	14.9	11.2	13.8	13.4	18.1	9.5	8.7	5.6	11.0
4. Great risk	15.1	14.3	16.0	11.0	20.5	11.9	12.4	18.2	16.2	14.6	15.2	22.5	6.7	11.9	7.3	6.9
5. Can't say, drug unfamiliar	4.5	4.3	4.1	2.9	7.4	4.9	3.3	4.5	5.5	3.9	5.0	7.2	0.9	2.3	1.5	6.3
<i>Item 12370 Subject A14a</i>	<i>N</i> 2511	1105	1213	1543	228	501	613	888	508	1800	414	1206	615	216	350	35
A012C: Smoke marijuana occasionally																
1. No risk	14.9	17.4	11.0	15.3	13.5	14.9	13.8	17.3	11.9	12.4	19.5	5.4	17.4	20.5	35.7	32.1
2. Slight risk	26.1	27.8	24.5	30.6	19.4	33.4	27.4	20.8	26.4	26.7	24.1	15.4	39.3	40.1	30.7	45.1
3. Moderate risk	29.9	28.1	32.5	30.3	30.3	27.5	30.5	30.6	30.2	31.7	28.0	36.0	29.0	16.4	21.1	9.6
4. Great risk	24.4	21.9	27.6	20.4	29.4	19.3	25.2	26.0	25.8	25.1	23.2	35.7	12.4	20.6	11.0	6.9
5. Can't say, drug unfamiliar	4.8	4.7	4.3	3.3	7.4	5.0	3.1	5.4	5.7	4.2	5.2	7.5	1.8	2.3	1.5	6.3
<i>Item 12380 Subject A14a</i>	<i>N</i> 2511	1103	1214	1543	228	501	612	888	510	1799	414	1206	616	214	350	35

DESCRIPTIVE RESULTS: 2005

51

QUESTIONNAIRE FORM 1 2005	TOTAL	SEX		RACE		REGION				COLLEGE PLANS?		ILLICIT DRUG USE: LIFETIME				
		M	F	White	Black	NE	NC	S	W	Yes	No	None	Mari- juana Only	Few Pills	More Pills	Any Her- oin
<i>N (Weighted No. of Cases):</i> <i>% of Weighted Total:</i>	2580 100.0	1124 43.6	1232 47.7	1557 60.3	236 9.1	515 20.0	628 24.4	912 35.4	524 20.3	1825 70.7	419 16.2	1226 47.5	618 24.0	216 8.4	357 13.8	36 1.4
A012D: Smoke marijuana regularly																
1. No risk	8.0	8.3	6.3	6.8	11.0	7.6	7.6	11.1	3.7	5.8	12.3	4.2	7.1	7.7	19.8	16.8
2. Slight risk	10.7	12.6	8.2	12.0	10.4	12.5	11.2	9.5	10.5	9.5	12.7	3.4	16.6	13.9	23.1	23.9
3. Moderate risk	22.4	23.8	20.8	24.4	19.1	24.7	20.9	20.5	25.0	23.2	20.1	14.2	32.3	28.4	26.5	45.0
4. Great risk	54.1	50.4	60.6	53.5	52.8	50.0	56.9	53.8	55.1	57.4	49.6	70.7	42.0	48.8	28.4	8.0
5. Can't say, drug unfamiliar	4.8	4.9	4.1	3.3	6.7	5.2	3.4	5.0	5.8	4.1	5.2	7.6	2.0	1.2	2.1	6.3
<i>Item 12390 Subject A14a</i>	<i>N</i> 2506	1103	1210	1537	227	499	611	887	509	1797	413	1207	614	215	344	35
A012E: Try cocaine in powder form once or twice																
1. No risk	7.6	7.5	6.1	5.9	13.2	6.2	7.5	8.5	7.7	6.0	9.3	4.7	7.1	6.5	16.0	29.7
2. Slight risk	17.1	18.2	16.5	18.4	9.1	18.2	16.0	15.6	19.8	17.1	20.7	14.5	14.9	20.8	28.3	20.9
3. Moderate risk	21.9	20.5	24.0	24.5	16.1	23.6	25.4	17.6	23.3	24.1	15.6	22.6	24.0	20.3	18.3	11.7
4. Great risk	44.7	45.2	44.7	43.4	52.6	43.4	43.7	48.7	40.0	44.7	45.3	47.3	45.6	47.9	32.4	31.5
5. Can't say, drug unfamiliar	8.8	8.6	8.7	7.8	9.1	8.6	7.4	9.6	9.3	8.1	9.0	10.9	8.4	4.5	5.1	6.3
<i>Item 12501 Subject A14a</i>	<i>N</i> 2507	1104	1211	1542	225	498	611	889	508	1798	414	1203	615	216	350	35
A012F: Take cocaine powder occasionally																
1. No risk	4.6	3.4	3.6	2.5	10.0	4.0	3.9	6.6	2.5	3.0	6.6	3.8	3.5	1.2	8.4	13.5
2. Slight risk	4.6	5.3	3.7	4.8	4.7	3.4	5.3	4.4	5.4	3.7	7.1	1.6	4.6	3.0	15.4	16.6
3. Moderate risk	19.6	20.0	20.0	21.6	15.4	23.2	16.1	17.9	23.1	20.6	19.4	18.5	18.1	25.7	23.0	26.0
4. Great risk	62.1	62.0	64.0	63.6	59.5	61.1	66.9	60.9	59.4	64.7	55.9	65.4	64.3	65.3	47.4	37.6
5. Can't say, drug unfamiliar	9.1	9.2	8.8	7.5	10.5	8.3	7.8	10.3	9.6	8.0	11.0	10.7	9.4	4.7	5.8	6.3
<i>Item 12502 Subject A14a</i>	<i>N</i> 2509	1105	1212	1544	225	497	611	891	509	1801	414	1207	615	216	349	35
A012G: Take cocaine powder regularly																
1. No risk	3.9	3.0	3.2	2.0	9.1	3.6	3.0	5.9	1.9	2.5	6.1	3.5	3.2	1.2	6.3	11.7
2. Slight risk	1.2	1.1	0.7	1.1	1.1	1.4	0.9	1.2	1.4	0.6	1.4	0.5	0.7	2.0	3.2	4.1
3. Moderate risk	4.5	4.3	4.5	4.8	3.2	3.9	3.9	5.5	4.1	4.1	6.0	2.3	3.6	2.2	13.3	16.3
4. Great risk	81.3	82.3	83.3	84.4	77.1	83.1	83.9	77.3	83.6	85.1	75.5	83.4	83.2	90.5	70.2	61.7
5. Can't say, drug unfamiliar	9.1	9.4	8.3	7.7	9.6	8.1	8.3	10.2	9.1	7.7	11.1	10.4	9.2	4.0	7.0	6.3
<i>Item 12503 Subject A14a</i>	<i>N</i> 2505	1105	1210	1543	223	497	609	890	509	1798	414	1205	613	216	350	35
A012H: Try "crack" cocaine once or twice																
1. No risk	6.2	5.6	5.0	4.3	11.6	5.5	5.7	8.0	4.6	4.4	8.9	4.9	5.3	4.9	11.1	13.5
2. Slight risk	13.3	11.7	15.3	14.3	7.1	13.0	11.7	12.2	17.5	13.8	15.1	13.6	11.7	13.6	16.1	20.5
3. Moderate risk	20.8	19.5	22.4	23.3	13.5	24.5	22.6	16.3	23.1	22.8	14.0	20.5	20.0	17.5	23.4	28.7
4. Great risk	49.3	53.1	47.1	49.2	56.3	47.6	51.1	52.3	43.8	49.5	51.9	48.6	53.4	57.6	42.7	29.6
5. Can't say, drug unfamiliar	10.2	10.1	10.3	8.9	11.5	9.3	8.9	11.3	10.9	9.5	10.1	12.4	9.5	6.4	6.7	7.7
<i>Item 12504 Subject A14a</i>	<i>N</i> 2507	1105	1213	1544	225	496	611	889	510	1801	414	1207	615	216	348	35
A012I: Take "crack" cocaine occasionally																
1. No risk	4.1	2.8	3.5	2.1	9.4	3.8	3.1	6.3	1.9	2.6	6.0	3.7	2.9	1.9	6.9	11.7
2. Slight risk	2.7	3.1	2.1	2.4	2.4	2.3	2.2	2.4	4.1	2.2	4.0	1.4	3.3	2.4	5.7	9.3
3. Moderate risk	16.8	15.2	18.5	18.1	11.7	17.5	14.9	15.8	20.3	17.5	17.3	16.6	14.5	15.9	20.8	29.5
4. Great risk	66.2	68.7	65.8	68.5	65.0	67.3	70.8	64.1	63.2	68.4	62.0	66.1	69.5	73.5	59.9	41.7
5. Can't say, drug unfamiliar	10.2	10.1	10.0	8.8	11.5	9.1	9.1	11.4	10.5	9.4	10.6	12.2	9.8	6.2	6.7	7.7
<i>Item 12505 Subject A14a</i>	<i>N</i> 2507	1106	1212	1544	225	497	611	889	510	1802	414	1207	615	216	349	35
A012J: Take "crack" cocaine regularly																
1. No risk	4.1	2.9	3.5	1.9	10.0	3.7	3.0	6.2	2.4	2.7	5.9	3.8	3.0	1.9	6.6	11.7
2. Slight risk	0.8	0.5	0.8	0.7	-	0.2	0.8	1.1	0.9	0.6	1.3	0.3	1.1	1.0	1.9	1.8
3. Moderate risk	2.8	2.5	2.5	2.7	1.5	4.0	1.7	2.5	3.3	2.2	3.2	1.9	2.1	1.4	5.4	9.7
4. Great risk	82.0	83.4	83.4	85.7	77.0	83.1	84.4	79.0	83.2	85.1	78.9	81.8	83.9	90.1	78.6	69.1
5. Can't say, drug unfamiliar	10.3	10.6	9.8	9.0	11.5	9.1	10.2	11.3	10.2	9.4	10.7	12.2	9.9	5.5	7.5	7.7
<i>Item 12506 Subject A14a</i>	<i>N</i> 2503	1103	1210	1542	225	496	609	888	509	1798	413	1205	613	216	349	35
A012K: Try one or two drinks of an alcoholic beverage (beer, wine, liquor)																
1. No risk	50.0	55.4	46.4	56.2	33.0	47.2	57.6	45.6	51.5	50.8	50.3	39.0	57.5	63.1	70.5	56.0
2. Slight risk	32.0	29.4	35.0	31.3	39.9	36.5	29.9	30.5	32.6	33.5	30.0	36.0	31.8	27.5	21.5	34.1
3. Moderate risk	7.4	5.1	9.1	5.6	9.6	6.7	5.9	9.2	7.0	7.1	7.3	10.9	4.3	2.8	2.6	2.1
4. Great risk	8.1	7.8	7.7	5.7	11.8	7.3	5.2	11.6	6.2	6.8	10.4	10.3	5.5	6.0	3.9	3.8
5. Can't say, drug unfamiliar	2.5	2.4	1.7	1.1	5.7	2.4	1.4	3.2	2.8	1.9	2.0	3.8	0.8	0.6	1.5	4.0
<i>Item 12510 Subject A14a</i>	<i>N</i> 2509	1105	1213	1544	225	499	611	890	509	1801	414	1207	615	216	350	35

MONITORING THE FUTURE

QUESTIONNAIRE FORM 1 2005	TOTAL	SEX		RACE		REGION				COLLEGE PLANS?		ILLICIT DRUG USE: LIFETIME				
		M	F	White	Black	NE	NC	S	W	Yes	No	None	Mari- juana Only	Few Pills	More Pills	Any Her- oin
<i>N (Weighted No. of Cases):</i>	2580	1124	1232	1557	236	515	628	912	524	1825	419	1226	618	216	357	36
<i>% of Weighted Total:</i>	100.0	43.6	47.7	60.3	9.1	20.0	24.4	35.4	20.3	70.7	16.2	47.5	24.0	8.4	13.8	1.4
A012L: Take one or two drinks nearly every day																
1. No risk	16.4	21.4	10.8	17.2	16.3	15.2	19.3	17.9	11.6	13.7	24.3	9.7	19.0	23.1	28.3	39.3
2. Slight risk	28.0	30.8	25.9	31.2	15.6	27.3	33.0	25.3	27.4	28.0	29.9	23.6	31.8	29.9	35.6	30.5
3. Moderate risk	32.4	29.1	36.3	32.1	34.8	33.1	30.6	31.4	35.5	34.4	28.2	35.2	31.7	32.4	27.7	17.9
4. Great risk	20.0	15.4	24.6	17.8	26.6	20.3	15.2	21.4	22.7	21.5	14.1	27.0	15.4	13.8	7.0	8.3
5. Can't say, drug unfamiliar	3.2	3.3	2.4	1.7	6.7	4.0	1.9	4.0	2.8	2.4	3.5	4.5	2.1	0.9	1.5	4.0
<i>Item 12520 Subject A14a</i>	<i>N</i>	<i>2507</i>	<i>1104</i>	<i>1211</i>	<i>1543</i>	<i>499</i>	<i>611</i>	<i>889</i>	<i>509</i>	<i>1799</i>	<i>414</i>	<i>1206</i>	<i>614</i>	<i>215</i>	<i>350</i>	<i>35</i>
A012M: Take four or five drinks nearly every day																
1. No risk	5.6	5.4	4.8	4.3	8.9	4.6	5.9	7.6	2.7	4.1	9.2	4.2	4.9	3.3	11.1	10.8
2. Slight risk	10.1	14.0	5.8	11.2	7.0	8.3	12.6	10.1	8.9	7.8	17.9	4.9	15.1	10.7	16.5	25.8
3. Moderate risk	23.7	26.2	22.0	26.2	15.5	25.3	25.4	22.3	22.7	24.3	23.5	20.3	25.7	30.6	29.3	28.4
4. Great risk	57.4	51.0	65.1	56.7	62.4	58.0	54.4	56.1	62.9	61.4	45.7	66.3	51.6	54.9	41.6	31.0
5. Can't say, drug unfamiliar	3.2	3.4	2.3	1.6	6.1	3.9	1.8	3.9	2.8	2.4	3.7	4.3	2.7	0.6	1.5	4.0
<i>Item 12530 Subject A14a</i>	<i>N</i>	<i>2510</i>	<i>1107</i>	<i>1212</i>	<i>1544</i>	<i>500</i>	<i>611</i>	<i>889</i>	<i>509</i>	<i>1802</i>	<i>414</i>	<i>1208</i>	<i>614</i>	<i>216</i>	<i>350</i>	<i>35</i>
A012N: Have five or more drinks once or twice each weekend																
1. No risk	9.7	10.9	7.3	10.1	9.5	10.6	12.6	9.2	6.4	8.1	13.0	5.3	11.4	12.2	17.7	25.7
2. Slight risk	16.5	20.0	13.3	18.9	10.6	17.9	17.2	15.7	15.7	15.5	18.9	9.2	21.5	21.5	29.0	26.9
3. Moderate risk	27.8	27.7	28.8	30.1	19.2	29.5	27.5	28.2	25.9	28.2	29.6	26.2	31.3	30.0	29.7	23.5
4. Great risk	42.9	38.2	48.3	39.4	54.7	38.2	41.0	43.4	48.8	45.8	35.3	54.9	34.0	35.4	21.9	19.9
5. Can't say, drug unfamiliar	3.1	3.2	2.2	1.5	6.0	3.8	1.7	3.6	3.2	2.4	3.3	4.4	1.8	0.9	1.7	4.0
<i>Item 12540 Subject A14a</i>	<i>N</i>	<i>2500</i>	<i>1101</i>	<i>1208</i>	<i>1536</i>	<i>497</i>	<i>610</i>	<i>886</i>	<i>507</i>	<i>1792</i>	<i>414</i>	<i>1203</i>	<i>612</i>	<i>216</i>	<i>349</i>	<i>35</i>
A012O: Try heroin once or twice without using a needle																
1. No risk	5.1	4.4	4.1	3.1	10.1	4.7	4.2	6.9	3.4	3.7	6.6	4.6	3.5	1.5	9.0	18.7
2. Slight risk	5.3	5.4	5.2	5.4	2.7	5.7	3.6	5.1	7.2	5.0	6.8	5.5	4.6	5.4	5.7	10.6
3. Moderate risk	16.8	15.6	18.1	17.5	12.4	15.6	17.2	15.6	19.6	17.3	17.1	16.8	17.2	11.9	17.7	35.5
4. Great risk	60.5	62.6	60.5	62.8	62.7	63.1	63.3	58.7	57.8	62.4	57.5	59.5	62.4	72.1	58.1	27.5
5. Can't say, drug unfamiliar	12.3	11.9	12.2	11.2	12.1	10.9	11.7	13.7	12.0	11.5	12.0	13.7	12.3	9.2	9.6	7.7
<i>Item 29600 Subject A14a</i>	<i>N</i>	<i>2507</i>	<i>1105</i>	<i>1212</i>	<i>1544</i>	<i>497</i>	<i>611</i>	<i>890</i>	<i>509</i>	<i>1801</i>	<i>414</i>	<i>1207</i>	<i>614</i>	<i>216</i>	<i>351</i>	<i>35</i>
A012P: Take heroin occasionally without using a needle																
1. No risk	4.0	3.0	3.4	1.9	9.3	3.6	2.7	6.0	2.3	2.7	5.4	3.5	3.0	1.9	6.2	11.7
2. Slight risk	1.7	1.9	1.3	1.9	0.3	2.1	1.1	1.6	1.9	1.3	2.5	1.2	1.2	1.5	3.1	11.2
3. Moderate risk	8.9	7.9	10.0	8.9	7.2	8.2	7.7	8.3	12.0	8.9	9.5	9.1	7.2	6.6	11.0	22.1
4. Great risk	73.3	75.2	73.6	76.2	71.4	75.1	76.7	70.6	72.1	75.9	70.4	73.0	76.2	80.8	70.1	47.3
5. Can't say, drug unfamiliar	12.2	12.0	11.8	11.0	11.7	11.0	11.9	13.5	11.6	11.2	12.2	13.2	12.4	9.2	9.6	7.7
<i>Item 29610 Subject A14a</i>	<i>N</i>	<i>2504</i>	<i>1106</i>	<i>1212</i>	<i>1542</i>	<i>498</i>	<i>610</i>	<i>888</i>	<i>508</i>	<i>1801</i>	<i>412</i>	<i>1204</i>	<i>615</i>	<i>216</i>	<i>349</i>	<i>35</i>
A013: How difficult do you think it would be for you to get each of the following types of drugs, if you wanted some?																
A013A: Marijuana																
1. Probably impossible	5.8	5.1	6.0	3.6	7.8	4.5	3.5	8.1	5.9	4.7	8.7	9.4	1.1	2.6	3.0	7.1
2. Very difficult	2.8	1.7	3.6	2.1	3.3	1.9	2.5	3.1	3.4	2.8	2.3	4.3	1.1	3.0	0.2	6.4
3. Fairly difficult	5.8	6.6	5.2	4.8	6.0	5.5	7.0	5.0	6.2	6.0	4.5	9.2	3.1	1.9	1.7	-
4. Fairly easy	21.8	22.4	22.0	22.9	17.9	19.4	21.9	22.5	22.8	23.4	19.7	30.0	14.8	19.8	10.3	8.9
5. Very easy	63.8	64.2	63.1	66.5	65.0	68.7	65.0	61.4	61.7	63.1	64.7	47.1	79.9	72.6	84.7	77.6
<i>Item 6750 Subject A03a</i>	<i>N</i>	<i>2496</i>	<i>1100</i>	<i>1209</i>	<i>1532</i>	<i>499</i>	<i>600</i>	<i>887</i>	<i>509</i>	<i>1792</i>	<i>409</i>	<i>1196</i>	<i>615</i>	<i>216</i>	<i>350</i>	<i>35</i>
A013B: "Crack" cocaine																
1. Probably impossible	11.4	12.1	9.8	7.6	18.1	9.3	9.6	14.3	10.5	9.8	15.7	14.7	9.2	5.7	6.8	7.1
2. Very difficult	15.7	18.6	13.9	18.1	10.7	16.3	16.7	13.5	17.8	17.0	12.4	18.1	17.1	13.5	8.5	12.2
3. Fairly difficult	28.4	30.6	27.8	32.2	20.0	31.1	33.0	24.0	28.0	30.3	24.8	27.3	33.0	36.2	23.3	26.3
4. Fairly easy	28.3	24.2	32.3	29.3	23.1	28.8	27.0	29.2	27.8	29.2	28.1	27.3	24.7	31.7	37.3	19.3
5. Very easy	16.2	14.5	16.2	12.8	28.1	14.6	13.8	19.0	15.9	13.7	18.9	12.6	16.0	12.8	24.2	35.2
<i>Item 6811 Subject A03a</i>	<i>N</i>	<i>2482</i>	<i>1095</i>	<i>1201</i>	<i>1524</i>	<i>495</i>	<i>600</i>	<i>880</i>	<i>507</i>	<i>1783</i>	<i>409</i>	<i>1187</i>	<i>614</i>	<i>213</i>	<i>349</i>	<i>35</i>

QUESTIONNAIRE FORM 1 2005	TOTAL	SEX		RACE		REGION				COLLEGE PLANS?		ILLICIT DRUG USE: LIFETIME				
		M	F	White	Black	NE	NC	S	W	Yes	No	None	Mari- juana Only	Few Pills	More Pills	Any Her- oin
<i>N (Weighted No. of Cases):</i>	2580	1124	1232	1557	236	515	628	912	524	1825	419	1226	618	216	357	36
<i>% of Weighted Total:</i>	100.0	43.6	47.7	60.3	9.1	20.0	24.4	35.4	20.3	70.7	16.2	47.5	24.0	8.4	13.8	1.4
A013C: Cocaine powder																
1. Probably impossible	11.3	11.3	10.2	7.4	20.0	8.8	9.6	14.4	10.1	9.7	14.8	14.8	9.0	5.5	5.9	7.2
2. Very difficult	16.4	19.3	14.4	17.8	13.4	16.1	17.3	15.1	17.7	17.6	13.8	20.0	18.6	13.5	4.6	8.6
3. Fairly difficult	24.4	27.0	23.6	27.3	21.8	26.9	29.2	19.5	24.7	26.4	21.4	26.2	26.7	29.6	16.0	1.3
4. Fairly easy	28.3	23.5	33.3	31.4	19.4	31.4	27.3	28.5	26.3	29.3	28.5	25.7	27.7	29.9	38.5	22.5
5. Very easy	19.7	18.9	18.6	16.0	25.5	16.8	16.6	22.4	21.3	17.0	21.5	13.3	18.0	21.5	35.0	60.3
<i>Item 6812 Subject A03a</i>	<i>N</i> 2477	1093	1199	1521	223	493	597	880	506	1779	409	1183	614	213	349	35
The following questions are about CIGARETTE SMOKING.																
B001: Have you ever smoked cigarettes?																
1. Never—GO TO Q.B006	51.0	51.6	53.1	48.3	65.1	54.7	50.0	44.8	59.3	55.7	39.8	78.7	27.2	30.3	15.6	8.3
2. Once or twice	20.4	20.6	19.1	18.6	23.4	21.1	17.6	21.5	21.1	20.3	19.8	14.7	30.4	27.1	18.5	12.0
3. Occasionally but not regularly	12.0	11.0	12.7	13.8	6.3	11.8	11.8	12.5	11.4	11.1	15.0	3.4	19.5	21.2	20.0	28.3
4. Regularly in the past	5.7	6.2	5.0	6.4	1.7	2.6	6.8	7.6	4.2	4.7	9.8	1.7	8.5	12.7	10.3	8.3
5. Regularly now	11.0	10.7	10.1	13.0	3.5	9.8	13.9	13.6	4.0	8.2	15.5	1.5	14.5	8.7	35.6	43.1
<i>Item 760 Subject A01a</i>	<i>N</i> 2475	1097	1197	1534	217	497	602	876	500	1781	409	1192	605	215	348	35
B002: How frequently have you smoked cigarettes during the past 30 days?																
1. Not at all	53.3	51.6	56.7	49.5	74.9	54.2	48.0	51.8	63.4	58.3	45.6	78.5	53.6	58.7	32.5	24.4
2. Less than one cigarette per day	18.2	20.0	17.6	19.7	8.5	17.3	19.0	17.4	19.9	19.3	19.0	10.3	22.0	20.0	19.5	18.2
3. One to five cigarettes per day	13.9	14.8	12.8	15.0	11.0	12.0	16.4	14.1	12.0	12.7	18.7	6.4	13.3	16.0	17.4	24.0
4. About one-half pack per day	7.5	7.6	6.7	8.5	2.2	9.9	9.4	7.9	1.2	4.7	10.7	2.3	6.7	2.6	15.2	16.7
5. About one pack per day	4.3	4.7	4.2	5.4	-	3.5	3.3	6.3	1.6	3.8	4.1	1.9	3.0	2.0	9.2	11.7
6. About one and one-half packs per day	1.2	0.1	1.5	1.1	-	1.4	1.3	1.2	1.0	0.9	0.8	0.3	1.1	0.3	2.6	4.9
7. Two packs or more per day	1.6	1.2	0.6	0.7	3.4	1.6	2.7	1.2	0.8	0.3	1.1	0.3	0.4	0.4	3.6	-
<i>Item 780 Subject A01c</i>	<i>N†</i> 1215	531	562	793	76	225	304	482	203	788	248	257	438	150	294	32
B003: To be more precise, during the past 30 days about how many cigarettes have you smoked per day?																
01. None	53.1	50.4	57.1	49.0	76.7	55.0	47.1	51.3	64.0	58.2	43.6	79.2	52.5	58.7	32.6	24.4
02. Less than 1 per day	13.4	13.5	13.8	14.5	6.4	11.7	13.1	12.8	17.2	15.1	10.9	8.4	16.1	13.9	14.2	10.4
03. 1 to 2	7.4	8.8	6.2	8.0	3.6	8.0	7.6	7.7	5.8	6.1	11.4	4.1	7.1	7.8	9.5	20.9
04. 3 to 7	10.6	12.5	9.3	12.5	8.0	9.3	14.5	9.7	8.3	9.9	13.7	3.1	12.6	11.5	13.5	7.2
05. 8 to 12	6.1	6.3	5.1	6.0	-	5.5	7.7	7.4	1.0	3.4	9.4	1.0	6.6	2.5	11.1	6.5
06. 13 to 17	3.0	2.8	3.0	3.7	-	5.6	1.7	3.8	0.2	3.2	1.7	1.7	2.4	-	5.8	8.9
07. 18 to 22	2.2	2.2	2.3	3.0	-	1.9	1.1	3.3	1.7	1.9	3.3	-	0.7	1.6	6.1	7.7
08. 23 to 27	0.6	0.2	1.0	0.8	-	0.4	1.3	0.3	0.4	0.4	1.3	-	0.2	-	1.6	4.9
09. 28 to 32	0.1	0.1	-	0.1	-	0.5	-	0.1	-	-	0.7	0.7	-	-	-	-
10. 33 to 37	0.6	0.8	0.3	0.6	2.2	-	1.0	0.3	1.1	0.4	0.5	0.3	0.2	2.5	0.6	-
11. 38 or more	3.0	2.5	1.8	1.8	3.0	2.2	4.9	3.3	0.4	1.6	3.5	1.4	1.7	1.6	5.1	9.1
<i>Item 781 Subject A01d</i>	<i>N†</i> 1210	530	559	790	76	225	302	479	203	788	246	253	438	150	294	32
B004A: Have you ever tried to stop smoking and found that you could not?																
1. Yes	16.4	17.7	14.4	14.7	7.5	13.4	17.1	20.3	9.2	12.9	23.3	8.1	15.0	11.2	24.8	40.1
2. No	83.6	82.3	85.6	85.3	92.5	86.6	82.9	79.7	90.8	87.1	76.7	91.9	85.0	88.8	75.2	59.9
<i>Item 1690 Subject A01i</i>	<i>N†</i> 1185	520	547	777	75	220	296	473	196	772	239	246	433	146	285	32
B004B: How many times (if any) have you tried to stop smoking?																
1. None	63.7	60.4	67.9	64.2	76.7	72.0	60.8	57.9	72.9	68.2	52.8	78.1	65.8	59.7	51.7	52.7
2. Once	17.6	20.2	14.9	17.4	16.4	13.0	17.5	20.3	16.3	17.1	21.5	14.8	16.3	20.5	19.9	23.4
3. Twice	9.8	9.2	9.2	9.7	2.7	5.1	12.0	13.3	3.5	8.1	13.3	3.4	10.2	11.4	14.9	-
4. 3 to 5 times	6.1	5.6	7.0	6.5	-	7.4	7.3	5.6	4.4	5.1	8.2	2.6	4.8	7.2	9.3	22.3
5. 6 to 9 times	0.9	1.8	0.3	1.1	-	0.9	1.7	0.8	0.3	0.7	0.8	0.2	0.5	1.3	1.2	1.6
6. 10 or more times	1.7	2.7	0.7	1.0	4.1	1.7	0.7	2.1	2.4	0.9	3.4	0.8	2.3	-	3.0	-
<i>Item 1691 Subject A01i</i>	<i>N†</i> 1170	512	542	768	74	215	295	464	196	763	237	243	423	147	282	32
B004C: Do you want to stop smoking now?																
1. Yes	13.5	13.6	13.0	13.2	15.1	14.0	13.6	16.0	6.7	11.9	14.3	5.2	13.8	10.1	22.6	8.0
2. No	24.8	25.5	22.0	26.6	8.4	23.7	28.6	25.3	19.0	20.3	31.3	9.8	21.9	22.2	36.4	73.0
8. Don't smoke now	61.8	60.9	65.0	60.3	76.5	62.3	57.8	58.7	74.3	67.8	54.3	85.0	64.4	67.7	41.0	19.0
<i>Item 1700 Subject A01i</i>	<i>N†</i> 1196	523	556	782	76	222	299	473	202	776	244	251	435	149	288	32

†=excludes respondents for whom question was inappropriate.

QUESTIONNAIRE FORM 1 2005	TOTAL	SEX		RACE		REGION				COLLEGE PLANS?		ILLICIT DRUG USE: LIFETIME					
		M	F	White	Black	NE	NC	S	W	Yes	No	None	Mari- juana Only	Few Pills	More Pills	Any Her- oin	
<i>N (Weighted No. of Cases):</i>	2580	1124	1232	1557	236	515	628	912	524	1825	419	1226	618	216	357	36	
<i>% of Weighted Total:</i>	100.0	43.6	47.7	60.3	9.1	20.0	24.4	35.4	20.3	70.7	16.2	47.5	24.0	8.4	13.8	1.4	
B005: What brand of cigarettes do you usually smoke? (Brands are in alphabetical order. Mark only one)																	
01. Basic	0.6	1.0	0.3	0.9	-	-	1.6	0.4	-	0.2	1.7	1.2	0.9	-	-	-	
02. Benson & Hedges	-	-	-	-	-	-	-	-	-	-	-	-	-	-	-	-	
03. Black & Whites	0.3	0.5	0.1	0.3	-	0.8	-	-	0.8	0.3	0.4	0.4	0.4	0.6	-	-	
04. Cambridge	-	-	-	-	-	-	-	-	-	-	-	-	-	-	-	-	
05. Camel	10.8	14.1	9.6	14.1	-	3.6	13.2	13.5	8.4	11.6	12.5	3.6	9.4	12.8	14.8	43.1	
06. Capri	0.2	-	0.4	0.1	1.2	-	-	0.2	0.6	0.1	0.4	0.4	0.1	-	0.2	-	
07. Carlton	-	-	-	-	-	-	-	-	-	-	-	-	-	-	-	-	
08. Doral	0.3	0.1	0.1	-	-	-	0.7	0.3	-	0.1	0.3	-	0.2	-	0.9	-	
09. GPC	0.1	-	0.2	0.2	-	-	-	0.2	-	-	0.5	0.5	-	-	-	-	
10. Kent	0.1	-	-	-	-	0.3	-	-	-	-	-	-	-	-	0.2	-	
11. Kool	1.8	1.2	2.2	0.8	9.3	0.4	0.7	3.6	0.6	2.0	0.8	1.0	1.7	-	3.5	3.2	
12. Marlboro	37.7	33.7	41.7	44.0	3.8	32.8	40.7	38.2	37.3	34.7	49.4	27.2	39.4	42.4	44.3	31.1	
13. Merit	0.2	-	-	-	-	-	0.9	-	-	-	-	-	-	-	-	-	
14. Misty	0.1	-	-	-	-	-	-	0.2	-	-	-	-	-	-	-	-	
15. Monarch	-	-	-	-	-	-	-	-	-	-	-	-	-	-	-	-	
16. More	-	-	-	-	-	-	-	-	-	-	-	-	-	-	-	-	
17. Newport	12.3	9.5	13.7	8.0	31.3	21.8	10.1	12.0	5.1	11.8	12.5	8.9	12.3	9.5	13.8	11.7	
18. Pall Mall	0.5	0.4	0.3	0.5	-	0.7	1.0	0.2	-	0.4	0.4	-	0.2	2.3	0.3	-	
19. Parliament	1.4	1.6	1.3	1.8	0.5	2.0	1.7	0.2	3.5	1.8	0.4	0.9	1.2	3.1	1.5	1.6	
20. Salem	0.9	1.0	0.8	0.4	1.1	0.4	1.5	1.0	-	0.5	1.0	0.4	2.0	0.6	-	-	
21. Vantage	*	0.1	-	*	-	0.1	-	-	-	*	-	-	0.1	-	-	-	
22. Viginia Slims	0.7	0.6	0.9	0.5	2.5	-	1.3	0.6	1.1	0.7	-	1.0	-	0.4	1.8	-	
23. Winston	0.1	0.1	-	0.1	-	-	-	0.1	-	-	0.3	-	0.2	-	-	-	
24. Other	5.1	4.5	4.1	3.3	11.8	3.9	3.0	5.4	9.0	4.3	3.0	6.5	4.2	3.2	4.7	2.4	
25. No usual brand	27.1	31.6	24.4	25.1	38.5	33.3	23.7	23.8	33.7	31.5	16.4	47.9	27.8	25.1	14.0	6.9	
<i>Item 30065 Subject A011</i>	<i>N†</i>	<i>1004</i>	<i>434</i>	<i>470</i>	<i>663</i>	<i>68</i>	<i>188</i>	<i>251</i>	<i>409</i>	<i>156</i>	<i>654</i>	<i>199</i>	<i>193</i>	<i>358</i>	<i>129</i>	<i>262</i>	<i>29</i>
B006: Do you think you will be smoking cigarettes five years from now?																	
1. I definitely will	1.8	2.0	1.0	1.1	2.8	1.3	2.2	2.2	1.0	0.7	4.4	0.5	1.5	0.6	5.6	15.1	
2. I probably will	8.9	9.6	7.4	9.8	4.9	6.6	9.8	11.6	5.3	6.4	15.6	1.8	12.4	8.3	24.0	29.1	
3. I probably will not	20.7	21.0	20.3	21.1	18.1	20.9	20.4	20.2	21.9	19.7	24.3	12.2	28.0	26.8	33.1	28.0	
4. I definitely will not	68.6	67.4	71.3	68.1	74.2	71.3	67.5	66.0	71.8	73.2	55.6	85.4	58.1	64.4	37.3	27.7	
<i>Item 1710 Subject A04a</i>	<i>N</i>	<i>2501</i>	<i>1109</i>	<i>1215</i>	<i>1536</i>	<i>232</i>	<i>496</i>	<i>603</i>	<i>889</i>	<i>513</i>	<i>1802</i>	<i>411</i>	<i>1210</i>	<i>613</i>	<i>214</i>	<i>352</i>	<i>36</i>
The different questionnaire forms used in this study tend to emphasize somewhat different topics. The next major section in this form deals with alcohol and various other drugs. There is a lot of talk these days about these subjects, but very little accurate information. Therefore, we still have a lot to learn about the actual experiences and attitudes of people your age.																	
We hope that you can answer all questions; but if you find one which you feel you cannot answer honestly, we would prefer that you leave it blank.																	
Remember that your answers will be strictly confidential. We never connect them with your name or your class.																	
The next questions are about ALCOHOLIC BEVERAGES, including beer, wine, liquor, and any other beverage that contains alcohol.																	
B007: On how many occasions (if any) have you had any alcoholic beverage to drink—more than just a few sips . . .																	

* = less than .05 percent. † = excludes respondents for whom question was inappropriate.

DESCRIPTIVE RESULTS: 2005

55

QUESTIONNAIRE FORM 1 2005	TOTAL	SEX		RACE		REGION				COLLEGE PLANS?		ILLICIT DRUG USE: LIFETIME					
		M	F	White	Black	NE	NC	S	W	Yes	No	None	Mari- juana Only	Few Pills	More Pills	Any Her- oin	
<i>N (Weighted No. of Cases):</i>	2580	1124	1232	1557	236	515	628	912	524	1825	419	1226	618	216	357	36	
<i>% of Weighted Total:</i>	100.0	43.6	47.7	60.3	9.1	20.0	24.4	35.4	20.3	70.7	16.2	47.5	24.0	8.4	13.8	1.4	
B007A: . . . in your lifetime?																	
1. 0 occasions	20.0	21.5	19.5	17.5	26.5	16.7	19.7	19.9	23.4	21.5	16.6	37.9	1.8	2.7	2.5	3.9	
2. 1-2	12.2	10.7	13.8	10.4	20.0	7.7	12.5	12.9	14.8	13.1	8.9	18.1	7.0	6.6	5.3	1.0	
3. 3-5	10.0	8.6	12.0	9.8	14.0	12.8	10.3	8.9	8.7	10.6	9.3	11.9	10.2	7.1	5.2	-	
4. 6-9	9.3	7.9	10.5	8.1	10.7	10.7	8.2	9.9	8.2	9.4	9.4	9.7	11.3	8.6	6.9	-	
5. 10-19	12.3	10.3	14.1	12.9	11.7	13.0	9.7	14.1	11.5	12.1	15.8	9.4	16.1	16.9	11.3	22.6	
6. 20-39	13.4	13.7	13.2	16.0	8.0	15.9	12.3	12.9	13.0	13.1	13.3	7.0	18.9	21.5	20.6	13.5	
7. 40 or more	22.9	27.3	16.9	25.3	9.2	23.2	27.3	21.3	20.4	20.2	26.7	6.0	34.8	36.6	48.2	59.0	
<i>Item 810 Subject A01a</i>	<i>N</i>	<i>2465</i>	<i>1094</i>	<i>1208</i>	<i>1533</i>	<i>225</i>	<i>491</i>	<i>594</i>	<i>876</i>	<i>505</i>	<i>1776</i>	<i>412</i>	<i>1204</i>	<i>605</i>	<i>208</i>	<i>354</i>	<i>36</i>
B007B: . . . during the last 12 months?																	
1. 0 occasions	29.6	28.9	31.3	25.4	45.3	24.3	28.4	30.2	35.2	31.4	24.7	50.8	8.3	13.1	7.5	4.9	
2. 1-2	16.7	15.2	18.7	15.8	23.8	19.3	16.8	16.2	14.9	18.1	14.3	19.9	17.2	11.1	9.7	5.2	
3. 3-5	13.5	12.6	14.5	12.9	13.6	12.6	11.7	15.4	13.1	12.9	15.8	12.5	13.9	18.8	12.3	13.3	
4. 6-9	11.3	10.3	12.0	12.1	7.4	13.4	11.1	11.3	9.5	11.0	13.1	8.4	15.9	12.3	13.7	3.9	
5. 10-19	13.2	13.3	13.2	15.5	3.9	11.3	13.6	13.3	14.4	12.8	15.8	4.4	23.7	23.0	17.3	27.6	
6. 20-39	7.2	7.3	6.4	7.9	4.5	8.0	8.3	6.8	5.7	7.0	5.2	2.1	10.4	8.7	16.9	19.3	
7. 40 or more	8.5	12.3	3.9	10.4	1.5	11.2	10.0	6.8	7.2	6.8	11.0	2.0	10.7	13.0	22.5	25.9	
<i>Item 820 Subject A01b</i>	<i>N</i>	<i>2463</i>	<i>1094</i>	<i>1206</i>	<i>1531</i>	<i>224</i>	<i>490</i>	<i>591</i>	<i>873</i>	<i>509</i>	<i>1784</i>	<i>406</i>	<i>1200</i>	<i>605</i>	<i>211</i>	<i>353</i>	<i>36</i>
B007C: . . . during the last 30 days?																	
1. 0 occasions	53.3	50.5	57.6	48.1	73.8	47.0	52.2	55.7	56.6	56.3	45.6	75.5	33.8	36.0	24.5	34.7	
2. 1-2	20.5	19.5	21.3	21.5	13.1	23.7	19.9	20.6	17.9	20.3	22.2	16.1	26.3	24.0	23.4	9.4	
3. 3-5	12.6	12.0	12.9	14.8	8.8	16.0	12.6	10.7	12.5	12.6	13.3	5.1	20.4	18.1	21.8	17.4	
4. 6-9	6.2	7.6	4.8	7.2	2.9	6.1	5.1	6.1	7.9	5.3	7.7	1.5	10.7	11.0	10.6	9.0	
5. 10-19	3.9	5.5	1.9	4.3	0.3	3.6	5.9	3.4	3.0	3.0	5.7	0.7	4.1	7.8	11.2	18.2	
6. 20-39	1.5	2.6	0.7	2.0	0.5	1.3	1.0	2.0	1.7	1.4	2.3	0.3	2.0	1.0	4.6	9.9	
7. 40 or more	1.9	2.4	0.7	2.1	0.7	2.2	3.3	1.5	0.4	1.1	3.3	0.8	2.6	2.1	3.8	1.4	
<i>Item 830 Subject A01c</i>	<i>N</i>	<i>2458</i>	<i>1092</i>	<i>1203</i>	<i>1528</i>	<i>224</i>	<i>491</i>	<i>587</i>	<i>875</i>	<i>505</i>	<i>1781</i>	<i>406</i>	<i>1196</i>	<i>606</i>	<i>209</i>	<i>353</i>	<i>36</i>
IF YOU HAVE NOT HAD ANY BEER, WINE, LIQUOR, OR OTHER ALCOHOLIC BEVERAGE IN THE LAST TWELVE MONTHS, GO TO Q.B016.																	
B008: When you used alcohol during the last year, how often did you use it in each of the following situations?																	
B008A: When you were alone																	
1. Not at all	75.9	70.3	83.3	76.9	76.7	80.4	71.5	75.0	78.3	80.2	67.1	84.7	78.9	72.2	60.7	51.4	
2. A few of the times	16.6	20.9	12.3	17.2	13.5	13.2	19.3	16.9	16.4	14.7	21.5	10.5	15.5	20.6	25.6	34.7	
3. Some of the times	4.9	5.6	3.6	4.1	5.9	5.0	4.4	6.0	3.6	3.9	6.9	3.5	3.1	6.2	8.3	14.0	
4. Most of the times	1.6	1.7	0.8	1.2	1.5	1.2	3.0	1.2	0.9	0.9	2.2	1.0	1.7	0.4	3.2	-	
5. Every time	1.0	1.4	0.1	0.6	2.4	0.4	1.7	0.9	0.9	0.2	2.3	0.4	0.8	0.7	2.2	-	
<i>Item 1720 Subject A05a</i>	<i>N†</i>	<i>1734</i>	<i>781</i>	<i>825</i>	<i>1140</i>	<i>119</i>	<i>373</i>	<i>424</i>	<i>606</i>	<i>331</i>	<i>1220</i>	<i>308</i>	<i>583</i>	<i>554</i>	<i>185</i>	<i>326</i>	<i>35</i>
B008B: With just 1 or 2 other people																	
1. Not at all	20.0	17.7	21.8	18.2	19.3	25.3	18.9	17.6	19.7	22.5	11.4	29.2	16.1	13.5	13.1	11.7	
2. A few of the times	38.9	37.5	41.2	39.1	38.6	40.9	33.3	37.5	46.5	39.7	38.7	39.6	39.3	48.3	33.3	33.2	
3. Some of the times	21.0	25.3	16.8	22.7	16.7	18.0	25.6	22.7	15.5	19.0	26.1	13.1	23.3	21.3	30.5	38.4	
4. Most of the times	13.7	14.0	13.6	14.0	16.1	9.7	15.6	14.7	13.7	13.5	14.7	10.3	15.1	14.5	17.4	13.1	
5. Every time	6.4	5.5	6.6	6.0	9.2	6.0	6.6	7.4	4.6	5.4	9.1	7.8	6.2	2.4	5.6	3.5	
<i>Item 1730 Subject A05b</i>	<i>N†</i>	<i>1731</i>	<i>780</i>	<i>825</i>	<i>1138</i>	<i>119</i>	<i>373</i>	<i>424</i>	<i>605</i>	<i>328</i>	<i>1217</i>	<i>309</i>	<i>583</i>	<i>552</i>	<i>185</i>	<i>327</i>	<i>35</i>
B008C: At a party																	
1. Not at all	15.2	13.5	17.7	14.7	22.2	10.4	17.1	16.2	16.1	14.5	20.8	26.4	10.7	8.6	6.7	1.7	
2. A few of the times	17.4	15.1	20.2	14.9	29.9	15.4	15.9	19.9	17.2	19.3	9.6	22.1	16.9	12.9	14.3	13.1	
3. Some of the times	12.3	12.8	11.1	11.9	17.2	13.8	14.1	11.5	9.7	11.2	12.3	9.1	14.2	15.0	10.3	31.1	
4. Most of the times	34.1	35.0	34.1	37.9	17.2	34.9	31.4	34.7	35.7	34.9	35.8	25.0	37.2	45.1	41.3	31.1	
5. Every time	21.0	23.7	16.8	20.6	13.5	25.4	21.5	17.7	21.3	20.1	21.6	17.3	21.0	18.3	27.5	23.0	
<i>Item 1740 Subject A05c</i>	<i>N†</i>	<i>1733</i>	<i>779</i>	<i>825</i>	<i>1140</i>	<i>119</i>	<i>377</i>	<i>425</i>	<i>605</i>	<i>327</i>	<i>1218</i>	<i>308</i>	<i>583</i>	<i>555</i>	<i>185</i>	<i>324</i>	<i>35</i>

†=excludes respondents for whom question was inappropriate.

MONITORING THE FUTURE

QUESTIONNAIRE FORM 1 2005	TOTAL	SEX		RACE		REGION				COLLEGE PLANS?		ILLICIT DRUG USE: LIFETIME				
		M	F	White	Black	NE	NC	S	W	Yes	No	None	Mari- juana Only	Few Pills	More Pills	Any Her- oin
<i>N (Weighted No. of Cases):</i>	2580	1124	1232	1557	236	515	628	912	524	1825	419	1226	618	216	357	36
<i>% of Weighted Total:</i>	100.0	43.6	47.7	60.3	9.1	20.0	24.4	35.4	20.3	70.7	16.2	47.5	24.0	8.4	13.8	1.4
B008D: When your date or spouse was present																
1. Not at all	48.8	50.9	48.1	45.3	62.6	48.2	46.9	46.3	56.7	51.5	42.0	66.4	42.1	47.8	32.1	19.9
2. A few of the times	22.8	24.6	20.7	24.0	22.3	23.3	23.1	24.4	18.8	21.8	27.9	16.3	27.6	25.5	24.2	38.5
3. Some of the times	13.1	13.2	12.3	13.7	3.3	12.4	13.5	13.5	12.7	12.7	13.2	6.1	15.5	15.2	19.0	28.4
4. Most of the times	9.8	7.1	12.9	11.7	6.8	12.2	10.4	9.3	7.3	9.9	8.6	7.4	8.9	8.2	17.7	4.6
5. Every time	5.4	4.2	6.0	5.2	4.9	3.9	6.0	6.4	4.6	4.2	8.3	3.8	5.9	3.3	7.0	8.7
<i>Item 1750 Subject A05b</i>	<i>N†</i> 1718	774	818	1130	119	369	422	603	324	1207	308	576	551	184	323	35
B008E: When people over age 30 were present																
1. Not at all	41.5	44.5	39.8	41.8	51.0	46.0	37.9	42.0	39.8	43.8	39.6	45.4	42.8	33.9	35.8	52.8
2. A few of the times	30.5	31.7	29.5	31.4	26.2	32.0	35.8	25.1	32.0	31.0	26.7	25.5	34.3	37.8	31.7	19.7
3. Some of the times	13.6	13.6	12.9	13.0	11.1	11.4	11.7	17.1	12.0	11.1	21.4	10.7	12.9	14.8	17.1	23.5
4. Most of the times	7.6	6.1	9.0	8.0	4.8	5.6	7.6	9.0	7.4	7.6	6.6	8.2	6.5	5.7	10.6	1.9
5. Every time	6.8	4.1	8.8	5.8	6.9	5.0	7.0	6.8	8.8	6.5	5.7	10.2	3.6	7.8	4.8	2.1
<i>Item 1760 Subject A05b</i>	<i>N†</i> 1735	782	825	1141	121	376	426	604	329	1219	309	587	553	185	325	35
B008F: During the daytime (before 4:00 p.m.)																
1. Not at all	68.8	64.5	75.2	67.8	76.3	73.8	67.1	67.0	68.3	72.9	62.8	80.3	69.9	68.9	50.1	40.5
2. A few of the times	20.5	22.6	18.0	21.7	15.2	16.9	22.7	21.4	20.2	18.8	23.2	13.9	21.6	20.9	27.4	41.2
3. Some of the times	8.3	10.4	5.4	8.9	4.0	7.7	7.5	9.5	7.9	7.0	9.8	4.3	6.6	8.0	17.6	16.9
4. Most of the times	1.2	1.3	0.8	0.6	1.5	0.3	1.6	1.2	1.7	0.7	2.0	0.4	1.5	0.3	2.6	1.4
5. Every time	1.3	1.2	0.6	1.0	3.0	1.4	1.1	0.9	2.0	0.6	2.2	1.1	0.4	1.9	2.3	-
<i>Item 1770 Subject A05c</i>	<i>N†</i> 1731	779	823	1138	119	372	426	605	328	1216	310	582	553	185	327	35
B008G: At your home (or apartment or dorm)																
1. Not at all	43.0	42.4	45.3	42.9	45.4	46.6	41.0	42.6	42.3	45.9	40.5	52.3	44.2	31.2	32.6	36.0
2. A few of the times	28.5	29.5	27.1	28.2	29.9	28.7	31.1	26.7	28.2	27.7	28.3	21.9	32.5	39.8	26.7	32.7
3. Some of the times	15.7	17.7	13.3	16.9	12.1	14.5	14.7	17.0	15.9	14.5	16.8	10.6	15.9	16.7	23.5	24.3
4. Most of the times	7.1	5.9	8.3	7.3	6.3	6.7	7.4	6.9	7.5	7.0	8.0	7.3	5.2	6.3	11.1	4.2
5. Every time	5.7	4.5	6.0	4.7	6.3	3.5	5.9	6.8	6.1	4.9	6.4	8.0	2.3	6.0	6.2	2.9
<i>Item 1780 Subject A05c</i>	<i>N†</i> 1735	781	825	1140	119	375	426	604	330	1218	310	584	555	185	327	35
B008H: At school																
1. Not at all	90.3	88.4	94.0	92.7	86.9	93.3	89.5	89.8	88.6	92.9	86.9	96.6	91.7	89.0	80.4	78.5
2. A few of the times	7.0	8.4	5.1	5.8	6.8	4.0	7.9	7.0	9.5	5.8	8.7	2.7	6.5	8.9	14.8	7.8
3. Some of the times	1.4	1.5	0.6	0.7	2.0	1.9	1.3	1.1	1.4	0.7	1.4	0.5	0.7	0.2	2.6	9.3
4. Most of the times	0.7	1.1	0.3	0.4	3.3	0.2	0.3	1.6	0.4	0.4	2.0	-	0.8	1.2	1.1	1.4
5. Every time	0.6	0.7	-	0.4	0.9	0.6	1.0	0.5	0.2	0.2	1.0	0.2	0.3	0.7	1.1	3.0
<i>Item 1790 Subject A05c</i>	<i>N†</i> 1732	781	821	1138	118	376	423	602	330	1215	310	585	554	185	324	35
B008I: In a car																
1. Not at all	68.5	68.0	70.4	69.4	67.6	72.7	68.7	64.9	69.9	71.7	60.8	85.6	62.7	67.7	53.3	36.5
2. A few of the times	19.0	18.3	19.8	18.4	23.2	16.4	19.0	20.4	19.7	18.2	22.1	9.7	24.8	18.1	25.7	26.6
3. Some of the times	8.8	9.4	8.2	9.3	5.6	8.5	8.4	9.8	8.0	7.9	11.7	3.4	9.9	11.6	12.5	29.8
4. Most of the times	2.4	2.9	1.4	2.3	1.2	0.9	2.9	3.6	1.2	1.8	3.5	0.9	1.8	0.9	6.3	4.1
5. Every time	1.3	1.3	0.2	0.6	2.3	1.5	1.0	1.3	1.1	0.4	1.8	0.4	0.8	1.6	2.2	3.0
<i>Item 1810 Subject A05c</i>	<i>N†</i> 1731	781	821	1136	119	376	422	603	330	1214	310	583	552	185	327	35
B008J: At a park or beach																
1. Not at all	65.2	61.1	72.3	66.6	70.4	61.5	74.3	62.0	63.4	68.1	65.5	78.1	63.2	61.5	51.6	52.9
2. A few of the times	17.8	20.0	14.7	17.3	18.3	18.4	13.9	17.3	23.0	17.1	15.4	11.3	22.4	19.8	21.3	9.0
3. Some of the times	10.9	11.8	8.9	10.3	7.8	12.8	8.4	13.1	8.0	9.4	12.5	7.2	9.4	13.2	15.3	26.5
4. Most of the times	4.1	4.6	3.4	4.1	1.2	4.8	2.0	4.9	4.6	4.3	3.7	2.8	3.3	3.7	8.1	8.6
5. Every time	2.0	2.5	0.6	1.6	2.3	2.5	1.3	2.8	0.9	1.1	2.9	0.7	1.7	1.8	3.6	3.0
<i>Item 30910 Subject A05c</i>	<i>N†</i> 1737	783	825	1140	121	378	426	603	329	1219	310	587	554	185	327	35
B008K: At a bar or restaurant																
1. Not at all	71.3	74.9	70.2	74.4	69.3	67.3	75.6	68.3	75.5	71.7	74.2	78.4	72.6	70.2	61.7	67.1
2. A few of the times	15.9	14.7	16.7	14.8	19.0	17.0	12.6	17.6	15.7	16.7	12.2	12.0	17.3	16.0	20.2	13.6
3. Some of the times	6.7	5.4	7.3	5.8	6.1	7.7	5.9	7.1	5.9	6.2	6.9	5.3	4.4	8.4	9.8	12.2
4. Most of the times	4.0	2.4	4.8	3.5	2.2	5.4	4.2	4.4	1.7	4.0	3.4	2.5	4.0	4.2	5.7	4.1
5. Every time	2.1	2.6	1.0	1.6	3.4	2.5	1.7	2.6	1.3	1.3	3.3	1.8	1.7	1.2	2.6	3.0
<i>Item 30920 Subject A05c</i>	<i>N†</i> 1733	783	823	1140	121	378	426	602	327	1217	310	584	554	185	326	35

†=excludes respondents for whom question was inappropriate.

QUESTIONNAIRE FORM 1 2005	TOTAL	SEX		RACE		REGION				COLLEGE PLANS?		ILLCIT DRUG USE: LIFETIME					
		M	F	White	Black	NE	NC	S	W	Yes	No	None	Mari- juana Only	Few Pills	More Pills	Any Her- oin	
<i>N (Weighted No. of Cases):</i>	2580	1124	1232	1557	236	515	628	912	524	1825	419	1226	618	216	357	36	
<i>% of Weighted Total:</i>	100.0	43.6	47.7	60.3	9.1	20.0	24.4	35.4	20.3	70.7	16.2	47.5	24.0	8.4	13.8	1.4	
B009: What have been the most important reasons for your drinking alcoholic beverages? (Mark all that apply.)																	
A. To experiment—to see what it's like	50.5	49.0	52.5	49.4	54.8	51.0	44.9	52.6	53.4	51.9	49.0	61.7	44.4	53.1	41.7	41.8	
B. To relax or relieve tension	45.2	48.5	40.4	48.2	25.7	45.2	45.4	47.4	40.9	43.6	47.2	30.1	47.6	49.1	64.5	65.3	
C. To feel good or get high	39.1	40.9	35.4	42.5	24.2	43.3	37.3	38.7	37.6	36.9	40.2	14.9	47.3	48.0	61.3	57.8	
D. To seek deeper insights and understanding	5.6	7.7	3.1	5.8	1.6	5.2	5.1	6.1	5.8	5.1	5.3	4.1	5.5	4.6	7.6	15.3	
E. To have a good time with my friends	74.5	74.4	75.5	78.9	55.4	78.9	72.8	72.6	75.1	77.0	68.7	62.9	79.4	81.1	84.4	82.2	
F. To fit in with a group I like	7.9	8.6	6.5	8.9	4.4	8.8	7.3	8.0	7.7	8.0	8.9	7.7	9.7	3.5	7.5	14.2	
G. To get away from my problems or troubles	24.6	23.8	23.3	24.9	13.4	23.4	24.1	28.0	20.3	22.7	30.2	14.9	27.0	25.9	36.5	35.3	
H. Because of boredom, nothing else to do	24.0	25.3	22.2	26.1	17.9	28.5	21.5	23.6	23.0	22.6	27.3	14.2	24.7	30.4	35.5	30.4	
I. Because of anger or frustration	15.2	15.2	14.7	15.9	8.3	12.9	15.5	17.6	13.2	13.7	20.9	9.3	16.2	20.2	22.4	17.5	
J. To get through the day	3.8	3.4	3.4	3.1	0.8	2.9	3.7	4.7	3.1	2.3	7.6	2.1	3.9	1.2	7.3	11.9	
K. To increase the effects of some other drug(s)	6.1	7.0	3.8	6.3	7.0	5.7	5.9	7.2	4.7	4.9	6.5	0.3	3.2	5.3	19.4	20.5	
L. To decrease (offset) the effects of some other drug(s)	1.2	1.5	0.7	1.2	1.5	1.4	1.2	1.7	0.2	1.0	2.0	0.4	1.1	1.7	2.3	1.9	
M. To get to sleep	8.1	9.0	6.5	8.3	5.8	7.3	6.6	10.4	6.6	7.9	8.1	5.4	6.0	8.0	13.7	20.3	
N. Because it tastes good	41.5	38.8	44.8	44.7	43.2	36.4	47.2	45.3	32.6	40.4	46.1	40.6	38.4	43.8	46.3	43.4	
O. Because I am "hooked"—I feel I have to drink	2.1	2.0	0.6	1.5	-	2.3	2.2	2.2	1.5	1.3	1.4	0.7	1.7	0.7	4.6	5.2	
<i>Item 1820-1960 Subject A06a</i>	<i>N†</i>	1706	769	816	1124	119	366	422	596	322	1200	308	572	547	182	326	35
B010: When you drink alcoholic beverages, how high do you usually get?																	
1. Not at all high	23.6	20.8	27.0	20.0	41.9	19.9	23.0	24.8	26.3	23.8	26.9	42.5	13.9	18.2	10.9	10.2	
2. A little high	25.3	23.3	27.4	23.0	29.6	24.9	23.7	25.9	27.0	26.4	22.5	29.8	26.2	25.7	16.5	6.7	
3. Moderately high	38.6	40.2	38.1	43.6	23.5	40.6	39.5	37.0	38.2	40.0	35.5	23.4	47.1	44.4	48.0	59.9	
4. Very high	12.4	15.8	7.5	13.5	5.0	14.7	13.8	12.3	8.4	9.8	15.1	4.3	12.9	11.6	24.6	23.2	
<i>Item 1970 Subject A01e</i>	<i>N†</i>	1712	777	815	1131	120	367	424	595	327	1211	304	577	550	185	323	34
B011: When you drink alcoholic beverages, how long do you usually stay high?																	
1. Usually don't get high	25.2	22.3	28.3	21.0	44.2	20.1	24.0	27.8	28.0	25.0	29.2	44.7	14.9	21.3	11.4	10.2	
2. One to two hours	31.0	30.3	32.6	31.5	25.8	32.5	26.4	30.5	36.1	34.0	24.1	31.2	34.5	30.7	27.2	10.8	
3. Three to six hours	37.4	40.1	34.7	41.5	26.2	40.0	44.1	34.6	31.0	35.7	40.4	20.7	44.0	44.4	49.1	69.2	
4. Seven to 24 hours	5.5	6.4	4.2	5.7	3.8	6.1	4.2	6.4	4.9	5.0	5.2	3.0	6.1	3.2	9.9	9.8	
5. More than 24 hours	0.9	0.8	0.2	0.4	-	1.2	1.4	0.8	-	0.3	1.1	0.3	0.6	0.4	2.4	-	
<i>Item 1980 Subject A01f</i>	<i>N†</i>	1698	770	812	1128	118	363	422	590	323	1201	303	573	549	184	318	34
The following questions ask about how much you have to drink on the occasions when you drink alcoholic beverages. For these questions, a "drink" means any of the following: a 12-ounce can (or bottle) of beer, a 4-ounce glass of wine, a 12-ounce bottle (or can) of wine cooler, a mixed drink, shot glass of liquor, or the equivalent.																	
B012: Think back over the LAST TWO WEEKS. How many times have you had four or more drinks in a row?																	
1. None	59.7	55.6	66.2	55.6	80.9	57.9	59.9	61.1	59.1	63.4	53.3	79.3	53.8	57.2	38.4	42.6	
2. Once	14.2	13.8	14.3	16.3	5.9	17.3	13.4	12.5	14.6	13.8	15.1	10.8	15.7	15.6	17.3	9.7	
3. Twice	12.0	13.2	10.8	12.5	7.3	12.5	10.7	11.1	14.6	11.8	13.0	5.6	15.0	16.5	16.1	12.2	
4. 3 to 5 times	10.0	11.1	7.9	11.0	5.9	9.9	9.4	10.8	9.1	8.3	12.3	2.5	12.0	8.9	17.9	31.5	
5. 6 to 9 times	2.4	4.1	0.6	3.1	-	1.0	3.5	2.6	2.6	1.6	4.9	1.1	2.1	0.7	6.2	2.5	
6. 10 or more times	1.7	2.3	0.2	1.4	-	1.3	3.1	1.9	-	1.1	1.5	0.6	1.3	1.0	4.1	1.4	
<i>Item 845 Subject A01d</i>	<i>N†</i>	1697	766	813	1119	120	366	416	592	323	1203	304	578	548	183	318	35

†=excludes respondents for whom question was inappropriate.

QUESTIONNAIRE FORM 1 2005	TOTAL	SEX		RACE		REGION				COLLEGE PLANS?		ILLCIT DRUG USE: LIFETIME					
		M	F	White	Black	NE	NC	S	W	Yes	No	None	Mari- juana Only	Few Pills	More Pills	Any Her- oin	
<i>N (Weighted No. of Cases):</i>	2580	1124	1232	1557	236	515	628	912	524	1825	419	1226	618	216	357	36	
<i>% of Weighted Total:</i>	100.0	43.6	47.7	60.3	9.1	20.0	24.4	35.4	20.3	70.7	16.2	47.5	24.0	8.4	13.8	1.4	
B013: During the last two weeks, how many times have you had five or more drinks in a row?																	
1. None	68.4	62.6	75.9	64.4	87.4	64.8	66.2	70.6	71.6	71.1	66.7	85.5	64.7	64.7	48.4	47.0	
2. Once	12.8	13.8	12.5	14.0	9.3	16.2	14.3	10.7	11.1	12.3	12.9	8.9	14.5	12.6	18.1	12.9	
3. Twice	8.5	9.9	7.1	10.5	1.5	9.7	8.0	7.5	9.5	9.0	7.6	2.7	10.7	14.0	11.9	9.3	
4. 3 to 5 times	7.1	9.3	3.8	7.7	1.9	7.5	6.9	7.7	6.0	5.4	9.7	2.3	7.8	6.6	12.8	28.0	
5. 6 to 9 times	1.8	2.7	0.5	2.0	-	0.9	2.5	2.1	1.5	1.3	2.5	-	1.6	1.2	5.5	1.4	
6. 10 or more times	1.3	1.6	0.2	1.4	-	0.9	2.2	1.5	0.2	1.0	0.7	0.6	0.7	0.9	3.3	1.4	
<i>Item 850 Subject A01d</i>	<i>N†</i>	1712	776	819	1131	122	369	420	596	327	1215	307	582	552	185	322	35
B014A: During the last two weeks, how many times (if any) have you had 10 or more drinks in a row?																	
1. None	84.9	77.5	94.0	83.0	96.2	85.4	82.3	85.2	87.2	88.0	81.4	95.0	83.8	83.9	72.3	61.4	
2. Once	5.8	9.0	2.7	7.1	1.0	7.1	5.3	4.9	6.5	5.2	6.0	1.9	6.8	7.1	9.1	17.3	
3. Twice	4.7	6.8	1.6	5.0	0.6	3.0	7.2	4.4	3.9	3.5	7.7	1.4	6.4	5.2	8.1	3.5	
4. 3 to 5 times	2.7	4.4	1.2	3.1	1.7	2.5	2.8	3.4	1.7	2.3	3.6	0.7	2.0	3.8	5.6	13.9	
5. 6 to 9 times	0.9	1.5	0.1	1.1	0.6	1.1	0.9	0.9	0.7	0.5	0.7	0.3	1.0	-	1.9	2.5	
6. 10 or more times	0.9	0.9	0.2	0.8	-	0.9	1.4	1.2	-	0.4	0.7	0.6	-	-	3.0	1.4	
<i>Item 853 Subject A01d</i>	<i>N†</i>	1715	775	824	1132	123	370	419	600	326	1218	307	583	553	185	323	35
B014B: During the last two weeks, how many times (if any) have you had 15 or more drinks in a row?																	
1. None	91.8	88.0	97.4	91.6	99.4	92.7	90.1	91.5	93.6	94.0	90.7	97.4	92.7	93.4	82.7	78.9	
2. Once	3.6	5.4	1.3	3.5	0.6	3.4	4.1	2.8	4.5	3.0	4.1	0.8	3.6	4.1	8.4	5.8	
3. Twice	2.3	4.2	0.3	2.9	-	1.6	3.2	2.9	0.7	1.8	2.8	0.4	3.1	2.5	2.8	7.3	
4. 3 to 5 times	1.0	1.1	0.7	1.1	-	1.2	0.6	1.3	0.8	0.6	1.8	0.5	0.5	-	2.2	6.6	
5. 6 to 9 times	0.3	0.4	0.1	0.4	-	0.2	0.3	0.5	0.3	0.2	0.2	0.2	0.2	-	0.9	1.4	
6. 10 or more times	0.9	1.0	0.2	0.7	-	0.9	1.6	0.9	-	0.4	0.5	0.6	-	-	3.1	-	
<i>Item 855 Subject A01d</i>	<i>N†</i>	1719	780	823	1138	122	368	423	600	327	1218	309	583	555	185	326	35
B015: Have you ever tried to stop using alcoholic beverages and found that you couldn't stop?																	
1. Yes	4.4	3.7	4.1	2.5	4.4	3.2	4.1	4.8	5.2	3.3	5.4	2.2	6.1	1.5	6.7	2.9	
2. No	95.6	96.3	95.9	97.5	95.6	96.8	95.9	95.2	94.8	96.7	94.6	97.8	93.9	98.5	93.3	97.1	
<i>Item 2020 Subject A01i</i>	<i>N†</i>	1709	772	819	1127	121	367	417	598	327	1211	309	577	554	184	323	35
B016: On how many occasions (if any) have you been drunk or very high from drinking alcoholic beverages?																	
B016A: . . . in your lifetime?																	
1. 0 occasions	42.9	41.4	45.7	36.7	68.0	36.4	41.9	43.1	49.8	44.3	42.0	68.7	15.2	18.7	12.4	4.6	
2. 1-2	15.2	13.2	17.1	14.4	11.1	15.9	12.6	15.4	17.3	16.5	9.8	14.0	20.2	17.2	9.9	14.6	
3. 3-5	10.6	9.9	11.5	11.6	7.6	12.1	9.1	12.4	7.7	10.6	11.0	8.3	13.4	18.0	10.0	11.6	
4. 6-9	7.2	7.5	6.8	7.9	5.3	9.1	6.5	7.0	6.5	7.0	7.4	3.4	13.4	8.4	10.4	1.1	
5. 10-19	7.9	8.6	7.1	9.6	5.8	7.6	10.1	7.2	6.7	7.6	9.2	3.0	13.1	10.6	14.6	15.5	
6. 20-39	6.7	7.4	5.8	8.1	1.3	7.6	10.1	5.2	4.6	6.1	9.0	1.4	11.2	16.4	12.6	13.2	
7. 40 or more	9.5	12.0	5.9	11.7	1.0	11.3	9.7	9.6	7.5	7.9	11.6	1.2	13.5	10.6	30.2	39.3	
<i>Item 25020 Subject A01a</i>	<i>N</i>	2301	1023	1147	1445	220	453	566	805	477	1702	378	1179	547	195	311	31
B016B: . . . during the last 12 months?																	
1. 0 occasions	53.1	50.2	57.1	45.8	76.5	44.9	50.1	54.6	61.9	55.0	49.5	77.3	28.3	35.6	19.8	14.1	
2. 1-2	16.7	17.1	17.1	17.9	11.3	18.5	15.3	17.9	14.4	17.5	14.3	13.3	22.4	21.3	16.9	18.6	
3. 3-5	9.2	8.6	9.5	10.2	7.4	12.2	9.1	9.2	6.8	8.2	12.3	4.3	15.9	14.0	11.9	19.4	
4. 6-9	6.8	7.5	6.1	8.3	2.4	6.5	8.7	6.3	5.8	6.6	8.1	2.6	11.9	7.7	13.4	6.6	
5. 10-19	6.1	6.2	5.8	8.0	1.4	6.0	8.4	5.4	4.5	5.9	7.5	1.2	11.4	10.6	11.8	11.0	
6. 20-39	3.7	4.4	2.6	4.5	-	6.2	3.6	2.7	2.9	3.1	3.9	0.6	5.0	6.4	10.5	14.3	
7. 40 or more	4.4	6.1	1.8	5.2	1.0	5.8	4.9	3.8	3.7	3.6	4.4	0.7	5.0	4.4	15.7	15.9	
<i>Item 25030 Subject A01b</i>	<i>N</i>	2287	1015	1144	1436	218	445	563	804	475	1692	377	1168	547	195	308	31

†=excludes respondents for whom question was inappropriate.

DESCRIPTIVE RESULTS: 2005

59

QUESTIONNAIRE FORM 1 2005	TOTAL	SEX		RACE		REGION				COLLEGE PLANS?		ILLICIT DRUG USE: LIFETIME				
		M	F	White	Black	NE	NC	S	W	Yes	No	None	Mari- juana Only	Few Pills	More Pills	Any Her- oin
<i>N (Weighted No. of Cases):</i> <i>% of Weighted Total:</i>	2580 100.0	1124 43.6	1232 47.7	1557 60.3	236 9.1	515 20.0	628 24.4	912 35.4	524 20.3	1825 70.7	419 16.2	1226 47.5	618 24.0	216 8.4	357 13.8	36 1.4
B016C: . . . during the last 30 days?																
1. 0 occasions	72.0	68.7	76.7	65.5	89.5	65.0	68.6	74.6	78.0	74.8	66.4	90.2	57.0	62.8	39.3	45.8
2. 1-2	15.3	15.9	14.6	18.6	6.4	18.3	16.5	14.8	11.7	14.3	18.5	7.2	24.7	16.3	26.1	30.8
3. 3-5	6.5	7.1	5.7	8.5	2.2	9.8	7.9	3.8	6.1	6.2	6.8	1.5	10.4	12.5	14.3	9.9
4. 6-9	3.1	3.7	2.0	3.7	0.7	3.4	3.1	3.5	2.1	2.7	3.9	0.4	5.1	4.2	8.4	3.9
5. 10-19	2.0	3.2	0.6	2.4	1.2	2.0	3.2	1.3	1.6	1.3	2.4	*	1.7	4.2	8.5	1.6
6. 20-39	0.7	1.2	0.3	0.9	-	0.4	0.3	1.4	0.4	0.6	1.4	0.2	0.9	-	1.9	8.1
7. 40 or more	0.5	0.3	0.1	0.4	-	1.1	0.5	0.4	0.1	0.2	0.7	0.3	0.2	-	1.5	-
<i>Item 25040 Subject A01c</i>	<i>N 2288</i>	<i>1014</i>	<i>1144</i>	<i>1436</i>	<i>218</i>	<i>446</i>	<i>564</i>	<i>804</i>	<i>474</i>	<i>1692</i>	<i>378</i>	<i>1168</i>	<i>548</i>	<i>195</i>	<i>308</i>	<i>31</i>
B017: Do you think you will be drinking alcoholic beverages five years from now?																
1. I definitely will	22.3	25.8	18.2	25.9	9.0	26.3	23.7	20.3	20.2	21.7	22.4	10.6	28.2	34.3	42.8	44.8
2. I probably will	46.7	44.3	50.0	49.1	41.4	49.8	50.1	43.3	45.6	48.2	45.5	43.4	54.0	46.2	45.7	50.0
3. I probably will not	14.6	14.0	15.4	13.6	15.5	11.5	13.5	14.9	18.0	14.7	14.5	20.1	9.5	12.8	6.6	5.2
4. I definitely will not	16.4	15.8	16.4	11.4	34.1	12.4	12.7	21.4	16.1	15.4	17.6	25.8	8.3	6.6	4.8	-
<i>Item 2030 Subject A04a</i>	<i>N 2487</i>	<i>1109</i>	<i>1222</i>	<i>1542</i>	<i>232</i>	<i>494</i>	<i>604</i>	<i>876</i>	<i>513</i>	<i>1805</i>	<i>418</i>	<i>1216</i>	<i>618</i>	<i>215</i>	<i>355</i>	<i>36</i>
The next questions are about MARIJUANA and HASHISH.																
Marijuana is sometimes called: weed, pot, dope. Hashish is sometimes called: hash, hash oil.																
B018: On how many occasions (if any) have you used hashish . . .																
B018A: . . . in your lifetime?																
1. 0 occasions	90.4	87.9	94.6	90.0	96.9	89.9	90.4	91.0	90.1	93.3	87.4	100.0	89.9	88.4	64.6	41.0
2. 1-2	3.8	5.0	2.2	4.0	1.5	4.2	3.2	3.5	4.5	2.9	4.5	-	4.8	6.7	11.2	26.0
3. 3-5	1.8	2.3	1.1	2.0	0.3	2.1	1.6	1.4	2.6	1.4	1.7	-	1.4	1.2	9.2	3.3
4. 6-9	0.6	0.9	0.2	0.7	-	0.5	0.3	0.7	0.6	0.3	1.1	-	0.6	1.7	0.9	8.2
5. 10-19	0.6	0.7	0.2	0.4	-	0.3	0.7	0.6	0.5	0.4	0.7	-	0.9	0.4	2.1	1.4
6. 20-39	0.7	0.5	0.8	0.7	0.6	0.6	1.1	0.7	0.5	0.4	1.7	-	1.0	0.4	2.5	7.5
7. 40 or more	2.1	2.6	0.9	2.1	0.7	2.3	2.6	2.1	1.2	1.2	2.8	-	1.4	1.3	9.5	12.6
<i>Item 2040 Subject A01a</i>	<i>N 2469</i>	<i>1101</i>	<i>1215</i>	<i>1539</i>	<i>228</i>	<i>494</i>	<i>596</i>	<i>871</i>	<i>508</i>	<i>1796</i>	<i>410</i>	<i>1226</i>	<i>618</i>	<i>215</i>	<i>348</i>	<i>36</i>
B018B: . . . during the last 12 months?																
1. 0 occasions	93.0	90.4	96.9	93.1	96.9	93.1	93.5	92.9	92.4	95.2	90.5	100.0	93.4	92.3	72.5	50.5
2. 1-2	3.5	5.0	1.4	3.5	1.5	3.8	2.9	3.6	3.8	2.6	3.9	-	3.5	5.1	12.4	30.0
3. 3-5	0.9	1.4	0.3	1.0	0.3	0.9	0.6	0.8	1.5	0.7	1.3	-	0.8	1.3	4.0	2.8
4. 6-9	0.3	0.6	-	0.3	0.6	0.5	0.2	-	0.8	0.3	-	-	0.3	-	1.4	2.2
5. 10-19	0.5	0.8	0.2	0.3	0.4	0.3	0.3	0.5	0.8	0.3	1.1	-	0.7	-	1.8	3.3
6. 20-39	0.5	0.3	0.4	0.4	-	0.5	0.9	0.3	0.2	0.1	0.9	-	0.6	0.4	1.9	-
7. 40 or more	1.3	1.5	0.7	1.4	0.3	0.9	1.6	1.9	0.6	0.7	2.4	-	0.6	1.0	6.1	11.3
<i>Item 2050 Subject A01b</i>	<i>N 2465</i>	<i>1101</i>	<i>1214</i>	<i>1539</i>	<i>228</i>	<i>493</i>	<i>593</i>	<i>870</i>	<i>508</i>	<i>1795</i>	<i>409</i>	<i>1226</i>	<i>617</i>	<i>213</i>	<i>346</i>	<i>36</i>
B018C: . . . during the last 30 days?																
1. 0 occasions	96.5	95.6	98.4	96.6	99.3	96.4	96.6	96.1	97.0	97.9	94.6	100.0	96.1	97.2	86.1	80.6
2. 1-2	1.5	2.1	0.6	1.6	-	1.8	0.6	1.5	2.1	1.1	1.6	-	1.8	1.8	5.3	7.4
3. 3-5	0.2	0.1	0.2	0.2	-	0.4	0.1	0.2	0.3	0.1	0.2	-	0.1	-	1.4	-
4. 6-9	0.5	0.8	0.2	0.4	0.4	0.6	0.9	0.5	0.2	0.4	-	-	0.5	-	2.4	3.3
5. 10-19	0.4	0.5	0.3	0.4	-	0.4	0.9	0.3	0.2	0.1	1.4	-	0.8	0.3	1.4	1.8
6. 20-39	0.3	0.4	0.2	0.3	0.3	-	0.1	0.7	-	*	1.5	-	0.2	0.6	0.3	6.9
7. 40 or more	0.6	0.5	0.3	0.6	-	0.5	0.8	0.7	0.2	0.3	0.8	-	0.4	-	3.1	-
<i>Item 2060 Subject A01c</i>	<i>N 2465</i>	<i>1101</i>	<i>1214</i>	<i>1539</i>	<i>228</i>	<i>493</i>	<i>593</i>	<i>870</i>	<i>508</i>	<i>1795</i>	<i>409</i>	<i>1226</i>	<i>617</i>	<i>213</i>	<i>346</i>	<i>36</i>
B019: On how many occasions (if any) have you used marijuana . . .																
B019A: . . . in your lifetime?																
1. 0 occasions	55.3	52.4	59.8	52.6	59.1	52.3	54.8	55.4	58.3	58.9	47.4	100.0	-	33.4	16.5	1.0
2. 1-2	9.0	8.8	9.4	8.6	13.3	8.2	6.2	10.1	11.1	9.3	8.8	-	29.0	8.6	6.4	4.3
3. 3-5	6.7	7.1	6.6	7.0	8.0	7.5	7.3	5.2	7.7	6.9	7.9	-	19.5	10.0	5.6	4.4
4. 6-9	4.3	4.3	4.1	4.2	3.4	4.4	3.9	3.9	5.1	4.0	5.0	-	10.4	6.7	5.7	8.7
5. 10-19	5.7	6.0	5.1	6.2	3.2	6.2	5.9	6.5	3.6	5.5	4.7	-	14.6	7.3	9.1	-
6. 20-39	3.9	3.1	4.5	4.8	1.7	5.5	4.2	3.3	2.9	3.7	4.7	-	7.1	8.5	8.7	5.9
7. 40 or more	15.2	18.3	10.6	16.5	11.3	15.8	17.6	15.7	11.2	11.6	21.5	-	19.5	25.7	48.0	75.8
<i>Item 2070 Subject A01a</i>	<i>N 2454</i>	<i>1094</i>	<i>1212</i>	<i>1537</i>	<i>223</i>	<i>493</i>	<i>595</i>	<i>858</i>	<i>508</i>	<i>1793</i>	<i>406</i>	<i>1226</i>	<i>611</i>	<i>215</i>	<i>348</i>	<i>35</i>

*=less than .05 percent.

MONITORING THE FUTURE

QUESTIONNAIRE FORM 1 2005	TOTAL	SEX		RACE		REGION				COLLEGE PLANS?		ILLICIT DRUG USE: LIFETIME					
		M	F	White	Black	NE	NC	S	W	Yes	No	None	Mari- juana Only	Few Pills	More Pills	Any Her- oin	
<i>N (Weighted No. of Cases):</i>	2580	1124	1232	1557	236	515	628	912	524	1825	419	1226	618	216	357	36	
<i>% of Weighted Total:</i>	100.0	43.6	47.7	60.3	9.1	20.0	24.4	35.4	20.3	70.7	16.2	47.5	24.0	8.4	13.8	1.4	
B019B: . . . during the last 12 months?																	
1. 0 occasions	66.5	63.1	71.2	63.3	73.4	62.7	63.8	68.3	70.0	69.9	60.0	100.0	31.8	48.2	28.9	11.8	
2. 1-2	9.9	11.2	8.9	10.7	8.6	9.9	12.0	8.4	10.0	9.7	10.5	-	28.3	14.9	8.9	4.0	
3. 3-5	5.0	5.1	4.8	5.4	6.4	5.5	5.1	4.3	5.6	4.8	6.4	-	12.2	8.8	6.7	8.3	
4. 6-9	3.5	2.9	3.3	3.7	2.7	5.7	2.9	3.1	2.8	2.8	4.0	-	7.7	3.3	7.9	5.9	
5. 10-19	3.6	3.7	3.5	3.9	1.9	3.7	4.4	3.3	2.9	3.4	4.6	-	7.2	6.7	6.8	12.7	
6. 20-39	3.2	3.8	2.6	3.8	1.9	4.4	2.8	2.6	3.4	2.7	4.4	-	5.0	10.3	6.0	11.7	
7. 40 or more	8.4	10.3	5.7	9.3	5.0	8.2	9.0	10.0	5.3	6.6	10.2	-	7.9	7.8	34.9	45.7	
<i>Item 2080 Subject A01b</i>	<i>N</i>	<i>2460</i>	<i>1098</i>	<i>1215</i>	<i>1538</i>	<i>224</i>	<i>491</i>	<i>592</i>	<i>869</i>	<i>509</i>	<i>1797</i>	<i>410</i>	<i>1226</i>	<i>613</i>	<i>215</i>	<i>349</i>	<i>35</i>
B019C: . . . during the last 30 days?																	
1. 0 occasions	79.8	76.5	84.1	77.9	83.3	74.9	80.8	80.4	82.3	83.0	73.9	100.0	64.1	71.6	47.3	33.7	
2. 1-2	7.5	8.6	6.5	8.3	5.6	10.3	7.2	5.9	8.0	7.0	9.2	-	19.6	13.3	9.9	-	
3. 3-5	2.9	2.9	2.9	3.2	3.5	4.4	2.6	2.8	1.8	2.8	3.1	-	5.7	4.4	7.3	2.6	
4. 6-9	1.8	2.2	1.2	2.1	1.1	2.9	1.9	1.5	1.2	1.3	2.5	-	2.9	2.6	5.0	9.5	
5. 10-19	2.2	2.6	1.9	2.2	2.8	2.5	2.3	1.6	2.8	1.9	2.7	-	3.1	3.6	6.4	14.7	
6. 20-39	1.7	1.9	1.6	1.9	1.3	0.8	1.4	2.6	1.4	1.3	3.6	-	2.3	1.4	5.5	15.3	
7. 40 or more	4.0	5.2	1.8	4.3	2.5	4.1	3.7	5.0	2.5	2.6	5.0	-	2.4	3.1	18.6	24.2	
<i>Item 2090 Subject A01c</i>	<i>N</i>	<i>2458</i>	<i>1098</i>	<i>1216</i>	<i>1539</i>	<i>221</i>	<i>492</i>	<i>592</i>	<i>866</i>	<i>508</i>	<i>1795</i>	<i>410</i>	<i>1226</i>	<i>612</i>	<i>215</i>	<i>349</i>	<i>36</i>
IF YOU HAVE NOT USED MARIJUANA OR HASHISH IN THE LAST TWELVE MONTHS, GO TO Q.B028.																	
B020: When you used marijuana or hashish during the last year, how often did you use it in each of the following situations?																	
B020A: When you were alone																	
1. Not at all	63.6	57.4	75.1	64.2	65.2	70.8	65.3	55.1	68.0	70.7	59.1	-	80.8	68.1	36.7	31.4	
2. A few of the times	18.7	19.7	16.3	18.3	21.2	16.5	18.6	20.6	18.0	14.9	23.3	-	13.4	14.5	28.1	26.4	
3. Some of the times	11.6	16.1	5.3	12.9	7.9	9.8	10.4	15.4	8.9	11.0	9.4	-	2.6	12.6	26.5	19.7	
4. Most of the times	3.6	4.0	2.6	3.8	-	1.8	3.9	4.7	3.2	2.7	4.6	-	2.0	3.1	4.4	22.5	
5. Every time	2.5	2.7	0.8	0.8	5.7	1.2	1.8	4.2	1.9	0.7	3.5	-	1.2	1.7	4.4	-	
<i>Item 2100 Subject A05a</i>	<i>N†</i>	<i>825</i>	<i>405</i>	<i>346</i>	<i>553</i>	<i>62</i>	<i>182</i>	<i>217</i>	<i>275</i>	<i>151</i>	<i>535</i>	<i>164</i>	-	<i>407</i>	<i>108</i>	<i>250</i>	<i>29</i>
B020B: With just 1 or 2 other people																	
1. Not at all	8.8	9.3	6.2	5.1	12.7	9.8	5.1	9.5	11.8	7.3	9.2	-	10.3	8.0	3.1	-	
2. A few of the times	26.8	24.0	31.4	25.6	33.4	24.1	32.6	21.7	30.8	29.1	22.7	-	33.4	29.1	16.7	14.9	
3. Some of the times	18.5	20.4	16.1	19.3	12.6	22.2	13.7	22.6	13.1	17.4	20.3	-	13.8	24.3	23.2	28.7	
4. Most of the times	28.8	30.6	28.1	31.9	24.1	32.4	27.1	28.0	28.6	28.9	31.2	-	23.6	23.7	39.8	49.8	
5. Every time	17.1	15.7	18.3	18.2	17.1	11.5	21.5	18.2	15.7	17.3	16.6	-	18.9	14.9	17.2	6.6	
<i>Item 2110 Subject A05b</i>	<i>N†</i>	<i>823</i>	<i>406</i>	<i>346</i>	<i>553</i>	<i>61</i>	<i>181</i>	<i>215</i>	<i>276</i>	<i>151</i>	<i>532</i>	<i>166</i>	-	<i>406</i>	<i>110</i>	<i>249</i>	<i>29</i>
B020C: At a party																	
1. Not at all	25.9	25.0	28.8	24.3	39.4	20.0	29.4	28.3	23.8	25.5	32.0	-	35.8	20.4	10.1	7.1	
2. A few of the times	23.7	22.9	26.7	24.3	23.5	21.0	22.0	28.1	21.6	25.3	19.3	-	24.6	27.0	19.7	40.9	
3. Some of the times	22.0	23.0	20.9	23.3	20.0	21.6	22.8	20.8	23.4	22.3	22.8	-	17.6	22.0	28.3	37.1	
4. Most of the times	13.9	13.5	14.8	15.5	6.8	20.0	14.1	10.2	13.2	14.4	12.2	-	11.2	17.3	19.1	7.7	
5. Every time	14.4	15.6	8.9	12.6	10.4	17.4	11.7	12.7	18.0	12.5	13.7	-	10.8	13.3	22.7	7.3	
<i>Item 2120 Subject A05c</i>	<i>N†</i>	<i>822</i>	<i>406</i>	<i>344</i>	<i>552</i>	<i>61</i>	<i>183</i>	<i>214</i>	<i>276</i>	<i>148</i>	<i>531</i>	<i>166</i>	-	<i>407</i>	<i>110</i>	<i>249</i>	<i>30</i>
B020D: When your date or spouse was present																	
1. Not at all	54.3	62.5	49.0	54.3	57.7	55.1	51.9	53.2	58.5	57.3	55.3	-	65.0	62.8	34.1	43.7	
2. A few of the times	17.2	14.6	19.1	16.1	18.2	17.9	15.1	17.4	19.3	17.2	14.4	-	16.2	17.7	19.7	10.4	
3. Some of the times	13.3	13.5	12.8	14.4	13.2	17.2	14.3	11.1	11.4	12.7	14.3	-	7.6	9.9	22.1	30.9	
4. Most of the times	7.1	5.2	7.9	7.2	2.5	4.9	8.5	8.3	5.5	6.4	6.9	-	4.3	7.2	11.4	9.5	
5. Every time	8.1	4.2	11.2	7.9	8.4	5.0	10.3	10.1	5.2	6.4	9.1	-	6.8	2.3	12.7	5.5	
<i>Item 2130 Subject A05b</i>	<i>N†</i>	<i>823</i>	<i>405</i>	<i>347</i>	<i>554</i>	<i>63</i>	<i>182</i>	<i>216</i>	<i>276</i>	<i>149</i>	<i>532</i>	<i>167</i>	-	<i>404</i>	<i>110</i>	<i>248</i>	<i>31</i>

†=excludes respondents for whom question was inappropriate.

DESCRIPTIVE RESULTS: 2005

61

QUESTIONNAIRE FORM 1 2005	TOTAL	SEX		RACE		REGION				COLLEGE PLANS?		ILLICIT DRUG USE: LIFETIME					
		M	F	White	Black	NE	NC	S	W	Yes	No	None	Mari- juana Only	Few Pills	More Pills	Any Her- oin	
<i>N (Weighted No. of Cases):</i>	2580	1124	1232	1557	236	515	628	912	524	1825	419	1226	618	216	357	36	
<i>% of Weighted Total:</i>	100.0	43.6	47.7	60.3	9.1	20.0	24.4	35.4	20.3	70.7	16.2	47.5	24.0	8.4	13.8	1.4	
B020E: When people over age 30 were present																	
1. Not at all	67.5	67.6	70.7	67.1	67.2	74.6	62.8	63.9	71.9	73.7	58.6	-	77.0	71.9	48.5	72.4	
2. A few of the times	18.3	17.7	20.0	19.4	23.6	15.1	20.5	20.1	16.0	17.6	19.9	-	16.1	17.4	23.2	14.4	
3. Some of the times	8.9	9.1	7.5	9.5	3.3	6.4	11.5	8.8	8.4	5.7	14.5	-	4.4	8.7	17.2	5.9	
4. Most of the times	2.6	2.7	0.9	2.4	-	1.2	2.8	4.0	1.2	1.6	3.5	-	0.7	1.3	5.8	5.1	
5. Every time	2.8	3.0	0.9	1.6	5.9	2.7	2.5	3.2	2.5	1.4	3.5	-	1.8	0.6	5.2	2.2	
<i>Item 2140 Subject A05b</i>	<i>N†</i>	825	408	345	555	61	184	213	276	151	531	167	-	406	110	250	31
B020F: During the daytime (before 4:00 p.m.)																	
1. Not at all	39.3	42.0	38.8	37.4	51.5	42.4	37.8	39.2	38.1	43.4	38.1	-	53.0	36.8	19.3	9.3	
2. A few of the times	23.2	20.0	28.0	23.5	22.0	24.1	23.2	20.2	27.5	23.9	21.2	-	25.0	32.6	16.9	18.2	
3. Some of the times	20.6	20.0	22.0	23.1	9.1	19.3	21.9	19.6	22.2	20.3	23.4	-	12.1	19.8	33.0	53.3	
4. Most of the times	11.2	13.0	7.8	12.3	5.1	10.3	11.8	13.3	7.3	9.1	11.6	-	7.0	9.8	19.2	10.0	
5. Every time	5.7	5.0	3.4	3.7	12.3	3.9	5.3	7.6	4.9	3.4	5.8	-	3.0	1.1	11.6	9.3	
<i>Item 2150 Subject A05c</i>	<i>N†</i>	825	408	345	555	61	183	215	276	150	532	167	-	407	110	250	30
B020G: At your home (or apartment or dorm)																	
1. Not at all	50.8	48.4	56.4	49.4	62.9	54.8	49.7	49.0	51.1	56.0	48.3	-	68.0	46.2	27.4	28.7	
2. A few of the times	21.0	20.1	22.4	21.8	12.4	18.3	22.2	17.1	29.9	19.9	20.5	-	17.4	27.2	23.6	21.6	
3. Some of the times	14.1	16.9	10.3	15.0	13.3	20.0	11.6	14.5	9.6	13.8	12.6	-	7.1	12.6	25.9	21.2	
4. Most of the times	8.2	8.7	7.4	9.6	1.2	4.8	9.0	11.2	5.8	6.9	12.3	-	4.3	10.3	13.1	19.6	
5. Every time	5.8	5.9	3.4	4.2	10.2	2.1	7.4	8.3	3.6	3.4	6.2	-	3.3	3.7	10.1	9.0	
<i>Item 2160 Subject A05c</i>	<i>N†</i>	822	405	345	555	61	183	215	274	150	532	164	-	405	110	250	30
B020H: At school																	
1. Not at all	79.8	76.8	87.4	82.5	83.0	81.0	84.0	77.2	76.9	84.0	81.7	-	88.0	84.8	64.7	71.9	
2. A few of the times	10.8	11.4	9.8	9.7	11.2	10.2	7.6	13.2	11.5	9.0	11.7	-	8.0	8.4	15.9	16.8	
3. Some of the times	5.6	7.0	1.7	5.0	1.2	4.4	6.5	5.3	6.4	4.3	4.1	-	1.8	4.5	12.3	9.1	
4. Most of the times	1.5	2.6	0.4	1.4	-	1.3	0.6	1.3	3.3	1.6	0.9	-	0.9	0.4	2.9	2.2	
5. Every time	2.4	2.2	0.8	1.5	4.6	3.0	1.3	3.0	1.9	1.1	1.6	-	1.4	1.9	4.1	-	
<i>Item 2170 Subject A05c</i>	<i>N†</i>	822	404	345	555	61	184	214	273	150	532	164	-	405	110	250	30
B020I: In a car																	
1. Not at all	30.4	28.7	33.4	29.1	35.1	25.1	30.3	32.0	34.5	32.2	32.8	-	38.1	30.3	16.0	12.8	
2. A few of the times	20.9	21.8	22.0	20.9	22.9	22.4	20.1	19.2	23.3	22.0	19.3	-	23.3	21.7	18.4	11.5	
3. Some of the times	22.5	24.6	19.1	23.2	19.3	29.1	20.0	21.9	19.1	21.0	23.4	-	17.2	25.3	30.2	31.3	
4. Most of the times	16.7	14.3	18.2	17.1	10.6	16.4	20.3	16.1	13.2	17.1	14.1	-	11.5	18.3	23.5	39.2	
5. Every time	9.5	10.6	7.2	9.6	12.1	7.1	9.4	10.9	9.9	7.7	10.4	-	9.8	4.4	11.8	5.3	
<i>Item 2190 Subject A05c</i>	<i>N†</i>	822	405	345	555	61	183	215	274	150	532	164	-	405	110	250	30
B020J: At a park or beach																	
1. Not at all	53.3	50.4	61.1	54.7	68.5	47.0	63.0	49.4	53.9	56.1	55.7	-	63.6	53.6	35.7	31.1	
2. A few of the times	18.2	19.1	18.1	17.8	9.2	21.2	14.9	19.8	16.1	19.3	13.8	-	18.0	16.0	21.7	15.1	
3. Some of the times	15.0	15.6	11.9	15.9	5.2	19.5	15.1	13.6	12.3	12.4	16.4	-	7.5	21.9	23.2	32.3	
4. Most of the times	7.9	9.1	5.4	8.0	5.9	6.6	3.8	9.0	13.2	8.2	6.3	-	6.6	3.8	12.1	10.0	
5. Every time	5.7	5.8	3.5	3.7	11.3	5.7	3.2	8.2	4.5	4.0	7.9	-	4.3	4.7	7.3	11.5	
<i>Item 30930 Subject A05c</i>	<i>N†</i>	821	405	344	554	61	183	214	274	150	531	164	-	405	110	250	30
B021: How many of the times when you used marijuana or hashish during the last year did you use it along with alcohol—that is, so that their effects overlapped?																	
1. Not at all	37.6	38.9	39.0	32.5	68.6	33.8	33.1	42.9	38.9	38.2	40.4	-	51.3	38.9	15.6	7.8	
2. A few of the times	25.6	23.5	29.0	28.3	10.8	24.5	30.8	22.0	25.8	27.2	25.0	-	25.9	25.4	25.8	33.2	
3. Some of the times	23.4	23.0	23.2	27.1	15.2	24.7	24.2	22.1	23.4	22.7	24.6	-	15.8	24.1	36.4	34.5	
4. Most of the times	9.1	10.2	7.6	9.7	2.6	11.7	8.6	8.7	7.3	8.9	7.9	-	4.0	10.2	15.5	19.5	
5. Every time	4.3	4.4	1.2	2.3	2.8	5.4	3.3	4.3	4.7	2.9	2.1	-	2.9	1.4	6.8	4.9	
<i>Item 2200 Subject A01h</i>	<i>N†</i>	810	399	343	549	59	179	212	270	150	527	164	-	398	110	245	31

†=excludes respondents for whom question was inappropriate.

MONITORING THE FUTURE

QUESTIONNAIRE FORM 1 2005	TOTAL	SEX		RACE		REGION				COLLEGE PLANS?		ILLICIT DRUG USE: LIFETIME					
		M	F	White	Black	NE	NC	S	W	Yes	No	None	Mari- juana Only	Few Pills	More Pills	Any Her- oin	
<i>N (Weighted No. of Cases):</i>	2580	1124	1232	1557	236	515	628	912	524	1825	419	1226	618	216	357	36	
<i>% of Weighted Total:</i>	100.0	43.6	47.7	60.3	9.1	20.0	24.4	35.4	20.3	70.7	16.2	47.5	24.0	8.4	13.8	1.4	
B022: What have been the most important reasons for your using marijuana or hashish? (Mark all that apply.)																	
A. To experiment—to see what it's like	59.7	59.7	61.3	62.3	59.2	62.0	62.7	54.2	62.5	62.6	57.0	-	66.9	64.0	51.5	19.5	
B. To relax or relieve tension	58.5	60.9	54.7	64.1	42.5	57.5	58.6	62.3	52.6	55.4	62.3	-	46.8	63.0	78.0	51.5	
C. To feel good or get high	70.5	72.6	67.5	75.2	55.6	75.5	63.6	74.8	66.7	70.0	71.1	-	61.7	72.8	84.9	73.5	
D. To seek deeper insights and understanding	19.9	24.2	13.7	21.7	12.6	21.1	23.6	16.2	20.1	19.7	17.8	-	12.4	20.4	33.5	12.0	
E. To have a good time with my friends	66.1	67.2	65.5	72.4	41.8	75.1	63.0	62.7	65.5	66.9	63.6	-	60.1	68.6	76.4	68.1	
F. To fit in with a group I like	8.1	6.6	9.0	7.7	6.2	11.3	5.3	7.6	8.9	7.7	9.0	-	8.3	5.9	8.6	10.8	
G. To get away from my problems or troubles	27.8	27.6	26.3	28.3	21.8	26.7	23.2	32.4	27.3	24.7	35.5	-	22.6	20.7	41.1	20.5	
H. Because of boredom, nothing else to do	33.3	33.1	33.5	37.1	17.2	35.4	31.1	34.2	32.5	31.9	40.0	-	25.7	33.9	46.6	33.9	
I. Because of anger or frustration	18.9	16.4	21.3	18.9	15.0	16.3	16.2	26.1	12.9	16.3	28.5	-	13.1	14.7	30.4	23.4	
J. To get through the day	12.8	12.0	11.6	12.0	11.6	9.7	13.5	15.0	11.7	10.3	17.6	-	5.3	8.6	25.8	22.5	
K. To increase the effects of some other drug(s)	12.8	15.0	7.9	12.9	12.2	13.4	12.8	13.0	11.8	11.3	11.9	-	5.3	13.8	23.7	17.5	
L. To decrease (offset) the effects of some other drugs(s)	3.2	2.8	2.9	3.2	-	4.8	1.4	4.6	1.4	2.1	5.3	-	0.7	1.8	7.6	-	
M. Because I am "hooked"—I have to have it	4.4	4.4	2.2	3.6	4.4	4.2	5.3	5.8	0.9	2.2	7.2	-	2.1	1.7	8.4	5.9	
<i>Item 2210-2330 Subject A06a</i>	<i>N†</i>	<i>807</i>	<i>394</i>	<i>344</i>	<i>549</i>	<i>56</i>	<i>180</i>	<i>210</i>	<i>268</i>	<i>149</i>	<i>525</i>	<i>166</i>	<i>-</i>	<i>397</i>	<i>110</i>	<i>249</i>	<i>31</i>
B023: When you use marijuana or hashish, how high do you usually get?																	
1. Not at all high	6.4	5.8	7.5	4.1	20.6	4.5	8.9	5.6	6.4	6.7	5.1	-	9.3	2.8	2.7	-	
2. A little high	21.1	19.1	25.1	21.6	17.3	19.4	24.5	17.6	24.7	21.8	22.2	-	27.4	22.7	11.7	13.3	
3. Moderately high	42.7	43.5	41.2	45.3	34.2	44.9	41.8	41.7	43.1	45.1	39.4	-	40.9	37.5	48.2	55.1	
4. Very high	29.9	31.6	26.2	29.0	27.9	31.2	24.8	35.2	25.9	26.5	33.3	-	22.4	37.1	37.5	31.6	
<i>Item 2340 Subject A01e</i>	<i>N†</i>	<i>811</i>	<i>399</i>	<i>344</i>	<i>550</i>	<i>58</i>	<i>182</i>	<i>211</i>	<i>268</i>	<i>151</i>	<i>525</i>	<i>167</i>	<i>-</i>	<i>402</i>	<i>111</i>	<i>247</i>	<i>31</i>
B024: When you use marijuana or hashish, how long do you usually stay high?																	
1. Usually don't get high	7.6	6.8	9.4	5.2	21.6	6.1	8.8	7.3	8.4	7.9	6.0	-	10.6	4.8	3.5	1.5	
2. One to two hours	52.6	50.5	55.8	55.5	42.5	57.2	51.7	52.2	49.2	51.9	54.7	-	53.9	54.7	50.8	52.0	
3. Three to six hours	34.7	37.6	31.2	35.3	28.7	32.5	33.3	34.4	40.0	36.1	32.0	-	31.7	37.7	38.3	44.2	
4. Seven to 24 hours	3.7	4.2	2.4	3.4	7.2	3.0	4.6	4.3	2.3	3.6	4.0	-	3.2	2.8	5.3	2.2	
5. More than 24 hours	1.3	0.9	1.1	0.6	-	1.2	1.6	1.8	-	0.5	3.3	-	0.6	-	2.1	-	
<i>Item 2350 Subject A01f</i>	<i>N†</i>	<i>814</i>	<i>402</i>	<i>345</i>	<i>552</i>	<i>59</i>	<i>181</i>	<i>213</i>	<i>270</i>	<i>150</i>	<i>529</i>	<i>166</i>	<i>-</i>	<i>404</i>	<i>110</i>	<i>248</i>	<i>31</i>
B025: During the LAST MONTH, about how many marijuana cigarettes (joints, reefers), or the equivalent, did you smoke a day, on the average? (If you shared them with other people, count only the amount YOU smoked.)																	
1. None	45.8	41.5	53.2	45.0	51.4	40.2	53.2	41.2	50.7	50.9	39.4	-	56.7	55.6	25.3	22.4	
2. Less than 1 a day	27.1	27.4	26.9	29.8	25.4	34.4	21.4	25.8	29.1	27.5	28.6	-	28.5	29.2	27.4	12.2	
3. 1 a day	8.2	8.5	8.5	7.6	5.2	7.9	6.8	9.3	8.2	8.0	9.0	-	7.4	4.1	10.1	22.0	
4. 2-3 a day	10.2	11.4	8.2	9.4	10.1	11.7	9.4	11.9	6.1	8.0	13.8	-	5.2	8.2	16.6	24.1	
5. 4-6 a day	4.5	6.3	2.5	4.7	4.0	2.0	3.2	7.9	3.0	4.0	6.8	-	1.9	0.9	8.8	17.6	
6. 7-10 a day	2.3	3.4	0.4	2.6	1.0	2.1	4.2	1.4	1.3	1.0	1.2	-	0.2	2.0	6.1	-	
7. 11 or more a day	2.0	1.5	0.3	0.9	3.0	1.7	1.8	2.5	1.6	0.6	1.1	-	0.1	-	5.8	1.8	
<i>Item 2360 Subject A01d</i>	<i>N†</i>	<i>734</i>	<i>357</i>	<i>319</i>	<i>502</i>	<i>56</i>	<i>160</i>	<i>193</i>	<i>248</i>	<i>132</i>	<i>481</i>	<i>147</i>	<i>-</i>	<i>355</i>	<i>103</i>	<i>230</i>	<i>29</i>
B026: Do you know how much marijuana you have used (in ounces) during the LAST MONTH?																	
8. Don't know	17.7	12.2	25.1	18.8	15.5	19.3	15.2	17.3	20.2	18.1	20.2	-	17.5	22.5	17.8	2.7	
1. None	38.3	34.4	44.2	35.6	54.4	32.4	47.3	35.9	36.7	42.5	31.8	-	48.6	42.3	21.3	21.8	
2. Less than ½ ounce	15.4	19.5	11.8	17.8	8.4	19.6	11.4	13.1	20.1	17.6	12.1	-	18.1	21.4	10.9	4.2	
3. About ½ ounce	7.5	6.5	7.9	8.5	-	7.9	8.2	7.7	5.8	6.3	9.5	-	4.5	3.3	12.9	22.4	
4. About 1 ounce	7.0	9.9	3.7	7.4	7.0	9.8	6.7	5.7	6.3	6.2	8.2	-	5.2	3.5	12.4	2.2	
5. About 2 ounces	7.3	9.2	4.7	6.5	8.7	5.7	4.3	10.9	6.8	4.7	10.5	-	3.4	5.2	12.6	24.2	
6. 3 to 5 ounces	4.0	5.5	1.5	4.4	3.1	4.8	2.6	5.5	2.1	3.5	4.1	-	1.5	1.8	5.8	21.3	
7. 6 or more ounces	2.8	2.7	1.2	1.1	3.0	0.5	4.4	3.7	1.9	1.1	3.7	-	1.2	-	6.3	1.2	
<i>Item 2370 Subject A01d</i>	<i>N†</i>	<i>733</i>	<i>354</i>	<i>321</i>	<i>503</i>	<i>56</i>	<i>163</i>	<i>193</i>	<i>244</i>	<i>133</i>	<i>484</i>	<i>146</i>	<i>-</i>	<i>354</i>	<i>103</i>	<i>227</i>	<i>29</i>

†=excludes respondents for whom question was inappropriate.

QUESTIONNAIRE FORM 1 2005	TOTAL	SEX		RACE		REGION				COLLEGE PLANS?		ILLICIT DRUG USE: LIFETIME				
		M	F	White	Black	NE	NC	S	W	Yes	No	None	Mari- juana Only	Few Pills	More Pills	Any Her- oin
<i>N (Weighted No. of Cases):</i> <i>% of Weighted Total:</i>	2580 100.0	1124 43.6	1232 47.7	1557 60.3	236 9.1	515 20.0	628 24.4	912 35.4	524 20.3	1825 70.7	419 16.2	1226 47.5	618 24.0	216 8.4	357 13.8	36 1.4
B027: Have you ever tried to stop using marijuana or hashish and found that you couldn't stop?																
1. Yes	7.9	9.5	4.4	4.9	7.3	5.2	6.3	12.4	5.5	6.4	9.1	-	5.7	8.0	11.2	7.1
2. No	92.1	90.5	95.6	95.1	92.7	94.8	93.7	87.6	94.5	93.6	90.9	-	94.3	92.0	88.8	92.9
<i>Item 2380 Subject A01i</i> <i>N†</i>	806	398	342	549	61	178	211	268	149	526	166	-	400	108	248	31
B028: Thinking back over your whole life, has there ever been a period when you used marijuana or hashish on a daily, or almost daily, basis for at least a month?																
1. No—GO TO Q.B032	85.6	84.3	89.0	83.9	88.9	84.6	83.8	84.2	91.1	88.6	80.6	100.0	81.7	78.2	53.5	36.4
2. Yes	14.4	15.7	11.0	16.1	11.1	15.4	16.2	15.8	8.9	11.4	19.4	-	18.3	21.8	46.5	63.6
<i>Item 21180 Subject A01a</i> <i>N</i>	2410	1089	1186	1520	215	480	588	837	505	1773	406	1179	606	209	344	36
B029: How old were you when you first smoked marijuana or hashish that frequently?																
1. Grade 6 or earlier	7.0	6.3	3.5	4.9	11.1	4.6	5.3	8.2	11.6	4.1	9.5	-	2.4	2.9	12.2	-
2. Grade 7 or 8	23.3	25.4	21.8	20.9	38.0	30.0	15.8	26.5	17.9	24.3	27.0	-	24.2	26.8	19.7	42.2
3. Grade 9 (Freshman)	22.8	21.0	23.3	24.0	3.9	34.9	17.8	19.9	20.4	20.8	20.5	-	23.4	24.3	20.0	31.0
4. Grade 10 (Sophomore)	25.6	28.5	24.4	27.2	23.1	8.2	32.6	28.3	34.2	26.3	27.4	-	26.7	15.2	28.8	21.6
5. Grade 11 (Junior)	15.7	15.0	18.8	16.6	17.9	16.9	20.1	12.4	13.9	17.7	12.4	-	15.1	26.4	14.9	5.2
6. Grade 12 (Senior)	5.6	3.8	8.2	6.4	6.2	5.4	8.6	4.7	2.1	6.9	3.3	-	8.2	4.4	4.3	-
<i>Item 21190 Subject A01g</i> <i>N†</i>	387	194	144	265	29	88	104	145	49	219	91	-	138	48	170	23
B030: How recently did you use marijuana or hashish on a daily, or almost daily, basis for at least a month?																
1. During the past month	35.8	41.8	24.5	32.6	51.7	32.3	32.4	41.1	34.1	30.7	39.7	-	30.0	19.8	44.3	34.1
2. 2 months ago	10.1	9.0	11.5	9.6	8.1	7.2	9.8	9.8	15.9	11.2	10.4	-	13.7	12.8	7.5	5.6
3. 3 to 9 months ago	13.1	12.0	17.0	14.9	17.0	9.5	13.0	14.9	14.0	15.6	12.9	-	10.1	22.1	12.6	18.7
4. About 1 year ago	14.8	11.3	22.2	15.3	10.8	24.3	22.1	8.6	1.3	15.8	14.4	-	19.8	19.5	9.2	21.7
5. About 2 years ago	17.4	16.5	16.7	18.8	10.0	20.3	17.4	16.2	15.7	17.7	12.5	-	17.8	18.6	16.6	17.6
6. 3 or more years ago	8.8	9.4	8.1	8.8	2.4	6.4	5.3	9.3	19.0	9.1	10.1	-	8.4	7.1	9.7	2.4
<i>Item 21200 Subject A01a</i> <i>N†</i>	384	196	140	262	31	83	108	142	51	219	89	-	136	47	171	22
B031: Over your whole lifetime, during how many months have you used marijuana or hashish on a daily or near-daily basis?																
1. Less than 3 months	31.9	32.6	33.4	32.3	33.9	41.6	33.5	25.1	32.3	36.7	24.0	-	48.6	39.7	20.9	9.3
2. 3 to 9 months	21.7	19.8	27.8	24.8	26.4	17.1	21.3	23.7	24.5	25.8	15.7	-	17.2	18.5	23.9	23.1
3. About 1 year	9.9	8.1	11.4	9.9	4.1	5.9	14.6	9.5	7.6	8.5	10.9	-	13.4	12.3	7.2	6.9
4. About 1 and ½ years	10.0	11.7	7.1	9.9	2.4	9.8	12.4	8.3	10.4	9.8	8.2	-	7.3	11.9	11.3	17.4
5. About 2 years	9.0	8.4	8.0	8.5	3.9	10.0	10.8	7.9	6.8	7.9	10.8	-	4.2	12.9	11.5	11.0
6. About 3 to 5 years	13.9	17.0	10.6	13.2	21.6	14.6	4.8	19.8	14.8	10.5	25.8	-	7.8	4.7	19.7	29.0
7. 6 to 9 years	1.6	1.2	0.9	0.6	3.0	-	2.3	1.7	2.6	0.9	1.9	-	1.3	-	2.2	3.1
8. 10 or more years	2.0	1.2	0.7	0.8	4.6	1.0	0.3	4.1	0.9	-	2.6	-	0.3	-	3.3	-
<i>Item 21210 Subject A01a</i> <i>N†</i>	380	196	136	260	31	82	106	143	49	219	88	-	134	44	171	22
B032: Do you think you will be using marijuana or hashish five years from now?																
1. I definitely will	3.0	3.7	1.3	3.1	1.7	4.3	3.1	3.0	1.6	2.0	3.4	0.2	3.1	2.0	12.9	4.2
2. I probably will	9.9	11.7	7.9	10.6	8.3	13.7	9.6	8.2	9.6	8.5	11.9	0.9	14.8	16.2	26.3	26.8
3. I probably will not	19.8	21.6	17.9	19.9	19.0	21.1	16.1	18.9	24.2	19.4	23.1	9.1	34.0	24.6	25.9	51.3
4. I definitely will not	67.4	63.0	72.9	66.4	71.1	61.0	71.3	69.9	64.5	70.0	61.6	89.9	48.0	57.2	34.8	17.7
<i>Item 2390 Subject A04a</i> <i>N</i>	2433	1093	1206	1526	226	480	591	855	506	1789	405	1192	608	211	348	36
The next questions are about LSD, the hallucinogenic drug which is sometimes called "acid".																
B033: On how many occasions (if any) have you taken LSD . . .																

†=excludes respondents for whom question was inappropriate.

MONITORING THE FUTURE

QUESTIONNAIRE FORM 1 2005	TOTAL	SEX		RACE		REGION				COLLEGE PLANS?		ILLICIT DRUG USE: LIFETIME				
		M	F	White	Black	NE	NC	S	W	Yes	No	None	Mari- juana Only	Few Pills	More Pills	Any Her- oin
<i>N (Weighted No. of Cases):</i> <i>% of Weighted Total:</i>	2580 100.0	1124 43.6	1232 47.7	1557 60.3	236 9.1	515 20.0	628 24.4	912 35.4	524 20.3	1825 70.7	419 16.2	1226 47.5	618 24.0	216 8.4	357 13.8	36 1.4
B033A: . . . in your lifetime?																
1. 0 occasions	96.0	94.6	97.6	96.0	98.0	97.8	96.4	94.7	96.1	97.4	91.9	100.0	100.0	92.5	82.9	38.5
2. 1-2	2.6	3.5	1.8	2.7	1.3	1.2	2.1	3.4	3.0	2.1	5.3	-	-	7.5	10.0	32.5
3. 3-5	0.3	0.5	0.2	0.4	-	0.2	0.4	0.5	-	0.2	0.4	-	-	-	1.9	3.3
4. 6-9	0.5	0.6	0.3	0.4	-	0.4	0.2	0.7	0.5	0.2	1.5	-	-	-	1.8	13.2
5. 10-19	0.2	0.3	-	-	0.8	-	0.2	0.1	0.3	-	-	-	-	-	0.9	2.6
6. 20-39	0.1	0.3	-	0.2	-	0.2	-	0.3	-	*	0.6	-	-	-	-	9.0
7. 40 or more	0.4	0.3	-	0.2	-	0.2	0.7	0.4	0.1	0.1	0.3	-	-	-	2.5	1.0
<i>Item 890 Subject A01a</i>	<i>N</i> 2401	1081	1195	1524	223	476	586	838	501	1769	405	1197	599	208	341	36
B033B: . . . during the last 12 months?																
1. 0 occasions	97.8	96.7	99.4	97.8	99.2	98.6	98.2	96.9	98.2	98.9	95.1	100.0	100.0	97.8	89.6	67.0
2. 1-2	1.1	2.0	0.4	1.4	-	0.8	0.7	1.5	1.3	0.9	2.7	-	-	2.2	5.8	7.3
3. 3-5	0.3	0.6	0.1	0.5	-	0.4	0.2	0.5	-	0.1	0.8	-	-	-	1.1	9.1
4. 6-9	0.4	0.5	0.2	0.2	0.8	-	0.2	0.7	0.4	-	1.2	-	-	-	1.0	15.6
5. 10-19	0.1	-	-	-	-	-	0.4	-	-	-	-	-	-	-	0.7	-
6. 20-39	*	0.1	-	*	-	-	0.1	-	-	*	-	-	-	-	0.1	1.0
7. 40 or more	0.2	0.2	-	0.1	-	0.2	0.1	0.4	0.1	*	0.2	-	-	-	1.6	-
<i>Item 900 Subject A01b</i>	<i>N</i> 2402	1082	1195	1524	223	476	586	838	501	1769	406	1197	599	208	341	36
B033C: . . . during the last 30 days?																
1. 0 occasions	99.1	98.9	99.6	99.3	99.2	99.5	98.8	99.1	99.0	99.6	98.9	100.0	100.0	100.0	94.1	92.8
2. 1-2	0.3	0.5	0.1	0.4	-	0.2	0.2	0.3	0.5	0.3	0.3	-	-	-	2.0	-
3. 3-5	0.2	0.4	0.1	0.1	0.8	0.2	0.3	0.1	0.3	0.1	-	-	-	-	1.6	-
4. 6-9	0.2	-	0.2	-	-	-	0.4	0.3	0.1	-	0.6	-	-	-	0.8	6.2
5. 10-19	0.1	0.1	-	*	-	-	0.1	0.1	-	*	-	-	-	-	0.3	1.0
6. 20-39	*	0.1	-	0.1	-	-	0.1	-	-	*	-	-	-	-	0.2	-
7. 40 or more	0.1	0.1	-	0.1	-	0.2	-	0.2	0.1	-	0.2	-	-	-	0.9	-
<i>Item 910 Subject A01c</i>	<i>N</i> 2401	1082	1195	1525	223	477	586	838	501	1769	406	1197	599	208	340	36
IF YOU HAVE NOT TAKEN LSD IN THE LAST TWELVE MONTHS, GO TO Q.B041.																
B034: When you used LSD during the last year, how often did you use it in each of the following situations?																
B034A: When you were alone																
1. Not at all	62.0	74.7	60.2	78.0	-	59.8	45.6	68.0	67.0	84.0	69.9	-	-	100.0	58.6	57.5
2. A few of the times	12.3	3.1	10.3	5.5	-	16.4	40.6	3.1	-	5.7	-	-	-	-	18.1	-
3. Some of the times	7.5	4.7	29.5	3.5	-	-	10.6	9.0	4.8	6.4	13.5	-	-	-	4.6	18.9
4. Most of the times	7.6	9.2	-	9.4	-	11.0	-	12.8	-	3.8	12.4	-	-	-	4.2	20.6
5. Every time	10.6	8.3	-	3.5	100.0	12.7	3.2	7.0	28.2	-	4.2	-	-	-	14.6	3.0
<i>Item 2400 Subject A05a</i>	<i>N†</i> 52	35	8	34	2	7	11	25	9	19	20	-	-	5	35	12
B034B: With just 1 or 2 other people																
1. Not at all	16.0	21.3	12.4	23.3	-	-	7.4	24.2	15.3	13.9	28.7	-	-	39.9	9.0	27.4
2. A few of the times	31.6	28.1	17.2	32.7	-	35.2	67.3	19.1	19.4	41.0	12.8	-	-	10.7	43.6	4.2
3. Some of the times	14.9	14.4	36.1	9.5	-	11.0	10.6	23.2	-	12.9	26.8	-	-	49.4	9.1	18.9
4. Most of the times	4.1	-	10.3	2.3	-	-	-	6.8	4.8	-	-	-	-	-	3.4	7.8
5. Every time	33.3	36.2	24.0	32.1	100.0	53.8	14.6	26.6	60.6	32.2	31.7	-	-	-	34.8	41.7
<i>Item 2410 Subject A05b</i>	<i>N†</i> 52	35	8	34	2	7	11	25	9	19	20	-	-	5	35	12
B034C: At a party																
1. Not at all	48.0	55.7	40.9	55.2	-	57.5	45.6	45.1	52.4	62.3	49.8	-	-	60.1	47.8	44.0
2. A few of the times	9.3	6.6	23.0	12.3	-	-	11.1	7.2	19.4	12.6	9.0	-	-	-	13.5	-
3. Some of the times	18.0	16.4	36.1	14.7	-	-	20.7	27.7	-	9.1	27.9	-	-	-	10.7	47.3
4. Most of the times	2.2	-	-	-	-	-	-	3.0	4.8	-	-	-	-	-	3.2	-
5. Every time	22.5	21.3	-	17.7	100.0	42.5	22.6	17.0	23.4	16.0	13.3	-	-	39.9	24.9	8.7
<i>Item 2420 Subject A05c</i>	<i>N†</i> 53	36	8	34	2	7	13	25	9	19	20	-	-	5	37	12
B034D: When your date or spouse was present																
1. Not at all	59.3	71.5	36.7	70.6	-	76.3	64.3	58.7	42.9	76.6	63.5	-	-	100.0	59.0	44.6
2. A few of the times	1.9	-	12.4	2.9	-	-	-	-	10.5	5.1	-	-	-	-	2.7	-
3. Some of the times	6.8	3.5	29.5	3.6	-	-	11.5	9.0	-	6.4	11.4	-	-	-	3.4	18.9
4. Most of the times	3.1	2.4	10.3	4.9	-	-	-	6.4	-	-	4.1	-	-	-	4.7	-
5. Every time	29.0	22.5	11.2	18.0	100.0	23.7	24.2	26.0	46.6	11.9	21.1	-	-	-	30.2	36.5
<i>Item 2430 Subject A05b</i>	<i>N†</i> 51	34	8	33	2	7	10	25	9	19	20	-	-	5	35	12

* = less than .05 percent. † = excludes respondents for whom question was inappropriate.

DESCRIPTIVE RESULTS: 2005

65

QUESTIONNAIRE FORM 1 2005	TOTAL	SEX		RACE		REGION				COLLEGE PLANS?		ILLICIT DRUG USE: LIFETIME					
		M	F	White	Black	NE	NC	S	W	Yes	No	None	Mari- juana Only	Few Pills	More Pills	Any Her- oin	
<i>N (Weighted No. of Cases):</i>	2580	1124	1232	1557	236	515	628	912	524	1825	419	1226	618	216	357	36	
<i>% of Weighted Total:</i>	100.0	43.6	47.7	60.3	9.1	20.0	24.4	35.4	20.3	70.7	16.2	47.5	24.0	8.4	13.8	1.4	
B034E: When people over age 30 were present																	
1. Not at all	73.1	85.8	63.9	92.5	-	87.3	62.3	75.3	71.8	92.8	84.5	-	-	100.0	72.0	66.1	
2. A few of the times	-	-	-	-	-	-	-	-	-	-	-	-	-	-	-	-	
3. Some of the times	12.2	2.3	36.1	3.9	-	-	23.5	14.0	-	7.2	11.4	-	-	-	10.1	23.1	
4. Most of the times	5.2	4.0	-	-	-	-	11.3	3.7	4.8	-	-	-	-	-	5.1	7.8	
5. Every time	9.5	8.0	-	3.5	100.0	12.7	2.8	7.0	23.4	-	4.2	-	-	-	12.8	3.0	
<i>Item 2440 Subject A05b</i>	<i>N†</i>	53	36	8	34	2	7	13	25	9	19	20	-	-	5	37	12
B034F: During the daytime (before 4:00 p.m.)																	
1. Not at all	50.5	59.5	60.2	61.1	-	57.5	33.4	47.7	75.4	63.4	67.1	-	-	89.3	47.6	44.0	
2. A few of the times	18.2	24.8	10.3	27.7	-	18.7	12.3	26.8	-	22.7	17.4	-	-	10.7	18.3	20.6	
3. Some of the times	13.2	3.4	29.5	3.5	-	-	32.1	12.7	-	6.4	11.4	-	-	-	10.3	26.7	
4. Most of the times	5.5	2.1	-	2.1	-	11.0	19.1	-	-	3.8	-	-	-	-	8.2	-	
5. Every time	12.6	10.3	-	5.5	100.0	12.7	3.2	12.8	24.6	3.7	4.2	-	-	-	15.7	8.7	
<i>Item 2450 Subject A05c</i>	<i>N†</i>	52	35	8	34	2	7	11	25	9	19	20	-	-	5	35	12
B034G: At your home (or apartment or dorm)																	
1. Not at all	56.8	70.7	49.5	69.0	-	35.1	47.6	64.5	64.4	65.9	76.3	-	-	100.0	48.2	66.5	
2. A few of the times	14.6	10.3	20.9	15.7	-	16.4	26.0	9.6	11.0	15.2	4.1	-	-	-	19.0	6.8	
3. Some of the times	15.6	8.7	29.5	9.2	-	29.7	26.3	12.0	-	16.8	11.4	-	-	-	16.5	18.9	
4. Most of the times	1.8	-	-	-	-	-	-	3.7	-	-	-	-	-	-	-	7.8	
5. Every time	11.2	10.3	-	6.0	100.0	18.8	-	10.3	24.6	2.1	8.2	-	-	-	16.3	-	
<i>Item 2460 Subject A05c</i>	<i>N†</i>	53	36	8	34	2	7	13	25	9	19	20	-	-	5	36	12
B034H: At school																	
1. Not at all	70.9	77.7	70.5	85.4	-	57.5	62.3	77.1	75.4	85.2	79.5	-	-	100.0	64.8	78.1	
2. A few of the times	1.9	2.7	-	2.9	-	-	-	3.9	-	-	5.0	-	-	-	2.7	-	
3. Some of the times	17.1	12.9	29.5	4.6	100.0	11.0	34.8	9.0	19.6	8.3	11.4	-	-	-	18.7	18.9	
4. Most of the times	2.3	3.4	-	3.6	-	18.7	-	-	-	6.5	-	-	-	-	3.3	-	
5. Every time	7.8	3.3	-	3.5	-	12.7	2.8	10.0	5.0	-	4.2	-	-	-	10.4	3.0	
<i>Item 2470 Subject A05c</i>	<i>N†</i>	53	36	8	34	2	7	13	25	9	19	20	-	-	5	36	12
B034I: In a car																	
1. Not at all	53.1	67.2	40.4	70.4	-	57.5	31.8	55.1	75.4	67.8	68.0	-	-	100.0	51.0	41.7	
2. A few of the times	12.6	12.3	17.2	12.8	-	11.0	22.9	12.2	-	14.0	4.1	-	-	-	12.2	18.8	
3. Some of the times	17.4	6.7	29.5	7.1	-	18.7	45.4	9.0	-	12.9	11.4	-	-	-	19.1	18.9	
4. Most of the times	6.1	6.9	-	7.3	-	-	-	12.8	-	-	12.4	-	-	-	2.1	20.6	
5. Every time	10.8	7.0	12.9	2.4	100.0	12.7	-	11.0	24.6	5.3	4.2	-	-	-	15.7	-	
<i>Item 2490 Subject A05c</i>	<i>N†</i>	53	36	8	34	2	7	13	25	9	19	20	-	-	5	36	12
B035: How many of the times when you used LSD during the last year did you use it along with each of the following drugs—that is, so that their effects overlapped?																	
B035A: With alcohol																	
1. Not at all	47.0	61.2	25.2	57.2	-	20.2	40.4	50.2	59.3	53.8	55.2	-	-	100.0	42.2	37.4	
2. A few of the times	9.0	7.9	25.2	10.1	-	-	10.8	11.2	5.0	17.7	8.2	-	-	-	10.8	7.2	
3. Some of the times	26.5	13.7	49.7	20.0	-	18.1	48.8	27.2	-	12.7	31.2	-	-	-	21.7	55.4	
4. Most of the times	2.7	4.1	-	4.6	-	30.8	-	-	-	7.5	-	-	-	-	3.8	-	
5. Every time	14.9	13.1	-	8.2	100.0	30.9	-	11.4	35.6	8.3	5.4	-	-	-	21.5	-	
<i>Item 2500 Subject A01h</i>	<i>N†</i>	46	29	7	27	2	4	11	22	9	16	15	-	-	5	32	9
B035B: With marijuana																	
1. Not at all	23.1	27.1	24.0	16.7	-	12.2	27.4	23.3	24.3	18.6	31.9	-	-	100.0	18.0	9.6	
2. A few of the times	13.8	15.7	23.0	22.0	-	18.7	7.4	16.6	11.0	30.2	9.0	-	-	-	20.0	-	
3. Some of the times	15.2	9.1	36.1	11.2	-	-	36.4	13.8	-	11.9	19.2	-	-	-	14.5	23.1	
4. Most of the times	10.7	13.9	10.3	17.1	-	-	-	22.2	-	-	25.0	-	-	-	2.1	41.6	
5. Every time	37.1	34.2	6.6	33.0	100.0	69.0	28.8	24.2	64.7	39.3	14.8	-	-	-	45.4	25.6	
<i>Item 2510 Subject A01h</i>	<i>N†</i>	54	36	8	34	2	7	13	26	9	19	20	-	-	5	37	12

†=excludes respondents for whom question was inappropriate.

QUESTIONNAIRE FORM 1 2005	TOTAL	SEX		RACE		REGION				COLLEGE PLANS?		ILLICIT DRUG USE: LIFETIME					
		M	F	White	Black	NE	NC	S	W	Yes	No	None	Mari- juana Only	Few Pills	More Pills	Any Her- oin	
<i>N (Weighted No. of Cases):</i>	2580	1124	1232	1557	236	515	628	912	524	1825	419	1226	618	216	357	36	
<i>% of Weighted Total:</i>	100.0	43.6	47.7	60.3	9.1	20.0	24.4	35.4	20.3	70.7	16.2	47.5	24.0	8.4	13.8	1.4	
B036: What have been the most important reasons for your taking LSD? (Mark all that apply.)																	
A. To experiment—to see what it's like	72.1	78.7	70.5	83.7	-	86.0	66.7	71.9	71.8	86.5	72.7	-	-	100.0	75.7	50.5	
B. To relax or relieve tension	11.4	7.8	16.9	12.3	-	-	16.4	13.7	4.8	12.8	-	-	-	-	14.6	5.7	
C. To feel good or get high	43.5	38.6	87.1	52.0	-	38.4	16.4	57.1	45.3	42.2	56.2	-	-	-	37.6	78.2	
D. To seek deeper insights and understanding	24.5	23.0	17.2	27.2	-	25.7	33.0	14.5	40.6	34.7	10.8	-	-	-	33.3	6.8	
E. To have a good time with my friends	38.6	30.6	58.1	40.6	-	60.2	26.0	42.9	30.3	29.2	42.5	-	-	-	39.5	50.9	
F. To fit in with a group I like	11.0	4.4	29.5	4.7	-	-	12.2	11.9	13.6	6.4	11.9	-	-	-	8.8	21.9	
G. To get away from my problems or troubles	8.4	4.8	10.3	6.2	-	-	9.8	9.1	9.6	1.9	2.3	-	-	-	12.2	-	
H. Because of boredom, nothing else to do	24.6	16.3	34.7	19.9	-	35.5	26.8	23.2	19.1	18.0	21.7	-	-	-	24.3	35.0	
I. Because of anger or frustration	5.3	4.1	12.9	4.3	-	12.6	5.7	3.8	4.8	11.1	-	-	-	-	6.8	3.0	
J. To get through the day	7.9	4.3	29.5	3.3	-	12.6	2.8	8.7	9.6	5.8	14.1	-	-	-	5.3	18.9	
K. To increase the effects of some other drug(s)	17.1	22.5	10.3	21.3	100.0	-	9.8	22.2	23.4	15.4	12.9	-	-	-	18.1	20.6	
L. To decrease (offset) the effects of some other drug(s)	0.8	-	-	-	-	-	-	-	4.8	-	-	-	-	-	1.2	-	
M. Because I am "hooked"—I have to have it	4.9	1.2	-	-	-	-	-	6.8	9.6	-	2.3	-	-	-	7.2	-	
<i>Item 2520-2640 Subject A06a</i>	<i>N†</i>	53	35	8	33	2	6	13	26	9	19	19	-	-	5	37	12
B037: When you take LSD, how high do you usually get?																	
1. Not at all high	3.7	5.2	-	-	-	-	14.1	-	4.8	-	2.2	-	-	-	5.4	-	
2. A little high	6.8	1.1	29.5	1.2	-	6.0	-	9.0	8.9	2.1	11.4	-	-	-	3.4	19.5	
3. Moderately high	14.1	10.3	40.4	17.6	-	-	8.7	12.4	35.3	17.6	13.5	-	-	39.9	14.0	4.3	
4. Very high	75.4	83.4	30.1	81.2	100.0	94.0	77.2	78.6	51.1	80.3	73.0	-	-	60.1	77.2	76.2	
<i>Item 2650 Subject A01e</i>	<i>N†</i>	51	36	8	33	2	7	10	25	9	19	20	-	-	5	35	12
B038: When you take LSD, how long do you usually stay high?																	
1. Usually don't get high	2.9	4.0	-	-	-	-	17.7	-	-	-	-	-	-	-	4.4	-	
2. Two hours or less	0.9	1.2	-	-	-	-	-	-	4.8	-	2.2	-	-	-	1.3	-	
3. Three to six hours	23.4	23.5	28.0	28.9	-	-	47.5	23.4	18.4	23.4	27.5	-	-	50.6	26.6	4.2	
4. Seven to 24 hours	63.3	65.8	72.0	65.2	100.0	87.3	20.1	69.5	67.3	72.2	66.2	-	-	49.4	54.3	92.8	
5. More than 24 hours	9.5	5.6	-	6.0	-	12.7	14.7	7.0	9.6	4.5	4.2	-	-	-	13.3	3.0	
<i>Item 2660 Subject A01f</i>	<i>N†</i>	49	36	8	34	2	7	8	25	9	19	20	-	-	5	32	12
B039: Have you ever had a "bad trip" on LSD?																	
1. No	52.0	57.1	63.9	57.2	-	45.3	42.4	58.7	51.4	62.8	53.2	-	-	100.0	57.3	17.9	
2. Yes, once	23.2	22.4	36.1	25.0	-	18.7	12.2	28.3	28.0	25.5	30.2	-	-	-	16.5	51.9	
3. Yes, more than once	24.9	20.5	-	17.8	100.0	36.0	45.4	13.0	20.6	11.7	16.6	-	-	-	26.3	30.2	
<i>Item 2670 Subject A01k</i>	<i>N†</i>	52	38	8	34	2	7	13	25	8	20	20	-	-	5	36	12
B040: Have you ever tried to stop using LSD and found that you couldn't stop?																	
1. Yes	13.2	10.7	-	5.6	100.0	11.0	26.3	3.0	25.9	7.7	2.2	-	-	-	18.4	3.0	
2. No	86.8	89.3	100.0	94.4	-	89.0	73.7	97.0	74.1	92.3	97.8	-	-	100.0	81.6	97.0	
<i>Item 2680 Subject A01i</i>	<i>N†</i>	52	38	8	34	2	7	13	25	8	20	20	-	-	5	36	12
B041: Do you think you will be using LSD five years from now?																	
1. I definitely will	0.7	0.9	0.3	0.6	0.8	0.7	1.2	0.3	0.6	0.5	0.4	0.2	0.5	0.3	3.2	1.1	
2. I probably will	1.0	1.4	0.6	1.2	-	0.6	1.6	1.1	0.7	1.0	1.1	-	1.3	-	4.7	4.5	
3. I probably will not	6.6	6.8	6.0	6.8	4.2	6.1	7.0	6.5	6.6	5.5	11.7	3.5	4.2	8.7	17.0	51.2	
4. I definitely will not	91.7	90.9	93.1	91.4	95.1	92.6	90.2	92.1	92.1	93.0	86.9	96.3	94.0	91.0	75.1	43.3	
<i>Item 2690 Subject A04a</i>	<i>N</i>	2293	1020	1163	1447	214	442	567	805	479	1708	384	1176	555	191	309	33
The next questions are about HALLUCINOGENS OTHER THAN LSD. This group would include the following drugs: Mescaline, Peyote, "Shrooms" or Psilocybin, PCP.																	

†=excludes respondents for whom question was inappropriate.

DESCRIPTIVE RESULTS: 2005

67

QUESTIONNAIRE FORM 1 2005	TOTAL	SEX		RACE		REGION				COLLEGE PLANS?		ILLICIT DRUG USE: LIFETIME					
		M	F	White	Black	NE	NC	S	W	Yes	No	None	Mari- juana Only	Few Pills	More Pills	Any Her- oin	
<i>N (Weighted No. of Cases):</i>	2580	1124	1232	1557	236	515	628	912	524	1825	419	1226	618	216	357	36	
<i>% of Weighted Total:</i>	100.0	43.6	47.7	60.3	9.1	20.0	24.4	35.4	20.3	70.7	16.2	47.5	24.0	8.4	13.8	1.4	
B042: On how many occasions (if any) have you taken hallucinogens other than LSD . . .																	
B042A: . . . in your lifetime?																	
1. 0 occasions	91.8	90.3	94.4	90.8	98.3	93.3	91.5	90.9	92.5	93.5	88.9	100.0	100.0	82.3	62.2	18.6	
2. 1-2	4.0	4.4	3.3	4.7	0.3	3.4	4.6	4.0	3.8	3.6	4.7	-	-	17.7	14.5	24.8	
3. 3-5	2.1	2.7	1.3	2.7	-	1.2	2.2	2.5	2.0	1.9	2.4	-	-	-	13.0	14.6	
4. 6-9	0.8	0.7	0.4	0.6	-	0.6	0.6	1.0	0.8	0.3	1.9	-	-	-	4.1	11.4	
5. 10-19	0.8	1.4	0.3	0.9	-	1.0	0.5	1.2	0.5	0.6	1.7	-	-	-	3.3	23.6	
6. 20-39	0.2	0.2	0.1	0.1	0.8	0.1	0.1	0.2	0.3	*	0.3	-	-	-	1.1	2.6	
7. 40 or more	0.3	0.3	0.1	0.2	0.6	0.4	0.6	0.2	0.1	0.1	0.1	-	-	-	1.8	4.4	
<i>Item 920 Subject A01a</i>	<i>N</i>	2369	1069	1183	1509	216	464	586	831	489	1762	391	1191	580	205	339	36
B042B: . . . during the last 12 months?																	
1. 0 occasions	94.7	93.4	96.7	93.9	98.7	95.8	94.0	94.4	95.2	95.9	93.2	100.0	100.0	90.8	74.3	46.1	
2. 1-2	3.0	3.6	2.4	4.0	-	2.3	3.9	2.8	3.0	3.0	2.4	-	-	9.2	14.0	14.6	
3. 3-5	1.2	1.8	0.4	1.3	-	0.8	1.0	1.5	1.2	0.7	3.0	-	-	-	6.5	18.0	
4. 6-9	0.6	0.8	0.4	0.6	-	0.7	0.2	1.0	0.2	0.3	1.1	-	-	-	2.7	14.2	
5. 10-19	0.1	0.3	*	0.1	0.8	0.2	0.2	-	0.3	-	0.3	-	-	-	1.0	-	
6. 20-39	0.1	-	-	-	-	-	-	0.2	-	-	-	-	-	-	0.2	2.6	
7. 40 or more	0.2	0.2	0.1	0.1	0.6	0.3	0.6	0.1	-	0.1	-	-	-	-	1.3	4.4	
<i>Item 930 Subject A01b</i>	<i>N</i>	2367	1068	1182	1508	216	462	585	830	490	1761	392	1191	580	204	337	36
B042C: . . . during the last 30 days?																	
1. 0 occasions	97.9	97.1	99.3	98.0	98.7	98.5	97.6	97.8	98.0	98.8	97.2	100.0	100.0	98.4	89.8	68.7	
2. 1-2	1.2	2.1	0.4	1.7	-	0.9	1.4	1.3	1.3	1.0	1.5	-	-	1.6	6.3	14.4	
3. 3-5	0.4	0.6	-	0.2	0.8	0.4	0.4	0.3	0.7	0.1	0.6	-	-	-	2.2	7.1	
4. 6-9	0.2	0.1	0.2	0.1	-	-	-	0.5	-	0.1	0.6	-	-	-	0.5	6.4	
5. 10-19	0.1	-	-	-	-	-	0.4	0.1	-	-	-	-	-	-	0.9	-	
6. 20-39	-	-	-	-	-	-	-	-	-	-	-	-	-	-	-	-	
7. 40 or more	0.1	0.1	0.1	0.1	0.6	0.3	0.1	-	-	*	-	-	-	-	0.2	3.5	
<i>Item 940 Subject A01c</i>	<i>N</i>	2365	1068	1181	1507	216	462	585	829	489	1760	391	1191	580	204	337	36
IF YOU HAVE NOT TAKEN ANY HALLUCINOGENS OTHER THAN LSD IN THE LAST TWELVE MONTHS, GO TO Q.B046.																	
B043: When you take hallucinogens other than LSD, how high do you usually get?																	
1. Not at all high	5.2	4.2	8.2	2.0	-	-	1.0	6.2	13.4	6.0	3.5	-	-	19.3	2.5	-	
2. A little high	7.9	3.7	11.7	3.9	-	9.8	9.7	6.6	6.3	4.6	12.4	-	-	8.1	6.2	15.9	
3. Moderately high	16.6	16.4	12.9	15.9	-	11.2	15.4	19.5	17.3	16.3	19.0	-	-	2.0	19.1	22.2	
4. Very high	70.3	75.6	67.2	78.1	100.0	79.0	73.9	67.7	63.0	73.1	65.1	-	-	70.7	72.2	62.0	
<i>Item 2700 Subject A01e</i>	<i>N†</i>	132	74	41	95	3	21	36	50	26	76	27	-	-	22	90	19
B044: When you take hallucinogens other than LSD, how long do you usually stay high?																	
1. Usually don't get high	5.3	5.4	7.2	1.9	-	-	2.3	4.3	15.3	7.8	3.5	-	-	21.6	2.3	-	
2. One to two hours	3.2	1.5	5.9	2.9	-	2.8	1.4	5.1	2.7	3.8	2.2	-	-	5.8	3.3	-	
3. Three to six hours	52.7	52.3	52.0	51.2	57.8	80.5	45.3	56.0	34.1	44.7	67.7	-	-	43.1	52.3	65.9	
4. Seven to 24 hours	37.2	40.4	30.8	43.1	-	10.8	49.9	34.6	46.2	43.2	26.6	-	-	27.6	42.1	25.9	
5. More than 24 hours	1.5	0.5	4.1	0.8	42.2	5.9	1.0	-	1.7	0.6	-	-	-	2.0	-	8.2	
<i>Item 2710 Subject A01f</i>	<i>N†</i>	131	74	40	94	3	21	35	49	26	76	27	-	-	22	89	19
B045: What hallucinogens other than LSD have you taken during the last year? (Mark all that apply.)																	
A. Mescaline	13.7	11.6	11.9	10.6	42.2	8.7	12.5	18.3	10.7	8.2	16.2	-	-	-	12.5	34.9	
B. Peyote	12.3	5.9	17.5	6.2	42.2	9.1	9.4	14.8	13.9	9.2	11.8	-	-	-	13.5	20.7	
C. "Shrooms" or Psilocybin	81.2	86.8	77.4	88.3	42.2	86.8	90.5	78.8	68.8	81.9	85.4	-	-	78.9	81.5	82.3	
D. PCP	12.9	8.5	17.9	9.3	42.2	9.3	8.3	16.0	15.7	5.8	29.6	-	-	3.7	8.7	41.7	
E. Concentrated THC	14.7	11.2	20.2	13.8	42.2	8.7	10.6	22.3	10.7	8.2	30.6	-	-	-	14.6	32.3	
F. Other	25.9	22.3	31.8	22.1	42.2	32.4	24.6	22.1	29.6	27.3	20.1	-	-	17.9	25.2	38.3	
G. Don't know the names of some I have used	11.8	13.9	6.4	9.1	57.8	5.4	6.0	17.7	13.7	5.7	15.9	-	-	8.3	11.4	18.0	
<i>Item 2720-2780 Subject A01i</i>	<i>N†</i>	128	74	40	94	3	21	33	49	25	76	27	-	-	22	86	19

*=less than .05 percent. †=excludes respondents for whom question was inappropriate.

MONITORING THE FUTURE

QUESTIONNAIRE FORM 1 2005	TOTAL	SEX		RACE		REGION				COLLEGE PLANS?		ILLICIT DRUG USE: LIFETIME				
		M	F	White	Black	NE	NC	S	W	Yes	No	None	Mari- juana Only	Few Pills	More Pills	Any Her- oin
<i>N (Weighted No. of Cases):</i>	2580	1124	1232	1557	236	515	628	912	524	1825	419	1226	618	216	357	36
<i>% of Weighted Total:</i>	100.0	43.6	47.7	60.3	9.1	20.0	24.4	35.4	20.3	70.7	16.2	47.5	24.0	8.4	13.8	1.4
The next questions are about some non-prescription drugs.																
B046: Some types of diet pills (also called appetite suppressants) can be sold legally without a doctor's prescription by drugstores, through the mail, etc. These "over-the-counter" drugs include Dexatrim, Dietac, and others. On how many occasions (if any) have you taken such non-prescription diet pills . . .																
B046A: . . . in your lifetime?																
1. 0 occasions	86.3	92.2	81.7	85.2	94.0	86.4	85.9	86.2	87.0	86.6	86.0	92.6	89.4	79.6	65.9	52.5
2. 1-2	4.3	2.3	6.3	4.6	2.0	6.4	4.6	3.1	4.2	4.6	4.1	3.1	4.6	5.2	7.3	5.1
3. 3-5	2.3	1.3	2.9	2.3	0.6	1.5	2.0	2.5	2.9	2.0	3.0	0.9	0.9	6.4	6.4	8.8
4. 6-9	1.7	0.8	2.6	2.0	0.4	1.5	1.8	2.0	1.3	2.0	1.1	1.2	1.0	3.9	3.5	5.0
5. 10-19	1.5	1.2	1.9	1.7	1.7	1.4	1.6	1.6	1.2	1.6	1.6	0.9	1.5	1.6	3.2	6.2
6. 20-39	1.2	1.0	1.1	1.0	0.8	1.2	1.2	1.3	0.9	0.9	1.3	0.2	1.0	1.9	4.1	4.6
7. 40 or more	2.7	1.2	3.6	3.2	0.6	1.7	2.8	3.4	2.5	2.4	2.7	1.2	1.6	1.4	9.7	17.8
<i>Item 21220 Subject A01a</i>	<i>N</i> 2396	1085	1199	1522	221	471	582	849	494	1780	402	1196	595	206	337	36
B046B: . . . during the last 12 months?																
1. 0 occasions	90.0	94.0	86.8	89.2	94.9	90.9	90.0	89.6	89.9	90.7	88.5	94.8	92.9	83.8	75.0	58.9
2. 1-2	3.5	1.9	5.1	3.7	1.7	3.8	2.9	3.0	5.0	3.4	4.2	1.6	3.2	7.7	8.1	6.4
3. 3-5	1.7	1.2	2.0	1.7	0.7	2.0	1.7	1.7	1.3	1.4	3.1	1.0	0.6	2.6	4.1	15.0
4. 6-9	0.9	0.7	1.2	1.1	1.0	0.9	0.9	1.0	0.8	1.0	1.0	0.7	0.4	2.8	1.6	1.8
5. 10-19	1.3	0.9	1.7	1.4	0.3	0.7	2.0	1.7	0.2	1.3	1.4	0.8	1.2	2.0	2.2	3.7
6. 20-39	1.3	0.7	1.4	1.2	0.8	0.6	0.9	1.8	1.4	1.1	0.8	0.8	0.9	0.9	3.0	9.4
7. 40 or more	1.3	0.5	1.9	1.6	0.6	1.1	1.5	1.3	1.3	1.2	1.0	0.4	0.7	0.2	5.9	4.8
<i>Item 21230 Subject A01b</i>	<i>N</i> 2400	1088	1199	1522	221	471	581	853	495	1783	402	1196	595	206	340	36
B046C: . . . during the last 30 days?																
1. 0 occasions	95.6	97.9	94.1	95.6	97.7	96.6	96.1	94.4	96.1	96.2	95.5	98.7	96.7	93.4	86.2	74.2
2. 1-2	1.4	0.9	2.0	1.5	0.6	1.1	1.4	1.9	1.1	1.2	2.2	0.4	1.4	2.2	4.3	7.0
3. 3-5	0.8	0.4	1.0	0.8	-	1.3	0.5	0.9	0.3	0.7	0.8	0.2	0.6	2.6	1.3	8.6
4. 6-9	0.5	0.4	0.6	0.6	0.8	0.2	0.1	0.9	0.6	0.5	0.2	*	0.4	0.4	1.9	6.8
5. 10-19	0.7	0.2	1.0	0.5	0.9	0.4	0.7	0.6	1.2	0.6	0.4	0.6	0.6	0.6	1.2	3.4
6. 20-39	0.7	*	1.0	0.8	-	0.4	0.5	1.0	0.8	0.5	0.8	0.1	0.2	0.8	3.9	-
7. 40 or more	0.2	0.2	0.2	0.3	-	-	0.7	0.2	-	0.3	0.1	*	0.1	-	1.3	-
<i>Item 21240 Subject A01c</i>	<i>N</i> 2399	1087	1199	1522	221	472	581	852	494	1783	402	1196	595	206	340	36
B047: Some stay-awake pills can be sold legally without a doctor's prescription by drugstores, through the mail, etc. These non-prescription or "over-the-counter" drugs include No-Doz, Vivarin, Wake, Caffedrine, and others.																
On how many occasions (if any) have you taken such non-prescription stay-awake pills . . .																
B047A: . . . in your lifetime?																
1. 0 occasions	84.2	85.5	84.1	81.8	94.1	85.8	79.4	84.6	87.8	85.1	83.8	96.0	84.6	76.6	49.5	53.7
2. 1-2	7.1	6.2	7.7	8.3	3.4	6.7	10.3	6.1	5.2	7.0	6.5	1.8	9.2	14.2	16.3	15.8
3. 3-5	2.7	2.8	2.4	3.5	0.5	2.9	3.4	2.7	1.5	2.6	2.9	0.5	2.9	3.1	9.8	3.5
4. 6-9	2.3	2.1	2.2	2.2	-	1.3	2.5	2.5	2.5	2.0	2.7	0.6	1.9	2.2	8.7	6.3
5. 10-19	1.3	1.4	1.3	1.5	-	0.7	1.4	1.6	1.4	1.0	2.8	0.1	0.8	2.3	6.1	2.7
6. 20-39	0.7	0.7	0.5	0.9	-	0.9	0.9	0.7	0.4	0.7	0.3	0.1	0.6	0.4	3.3	4.0
7. 40 or more	1.7	1.3	1.8	1.7	2.0	1.6	2.0	1.7	1.3	1.6	0.9	0.9	0.1	1.2	6.2	13.9
<i>Item 21250 Subject A01a</i>	<i>N</i> 2400	1082	1205	1528	221	472	585	847	495	1789	401	1194	594	208	343	35
B047B: . . . during the last 12 months?																
1. 0 occasions	89.6	90.6	89.7	88.4	96.4	92.0	86.6	89.0	92.0	90.7	88.8	97.2	92.3	87.8	61.6	63.9
2. 1-2	5.2	4.7	5.4	5.9	1.4	3.4	7.5	6.0	2.8	4.8	6.1	1.1	5.2	6.5	18.1	12.8
3. 3-5	1.6	1.6	1.5	1.8	0.5	1.8	1.2	1.9	1.6	1.5	1.9	0.3	1.0	2.5	6.0	10.3
4. 6-9	1.4	1.2	1.3	1.6	0.3	0.9	2.2	0.7	2.3	1.2	1.4	0.3	1.0	0.6	6.7	2.7
5. 10-19	0.6	0.4	0.8	0.6	-	0.2	0.5	1.0	0.3	0.5	1.2	0.4	0.2	1.5	1.3	-
6. 20-39	0.9	0.8	0.7	1.1	-	1.4	1.1	0.8	0.5	0.8	0.4	0.5	0.3	1.1	3.2	2.6
7. 40 or more	0.6	0.6	0.6	0.6	1.3	0.3	0.8	0.7	0.6	0.6	0.1	0.2	-	-	3.1	7.8
<i>Item 21260 Subject A01b</i>	<i>N</i> 2398	1081	1204	1526	220	471	584	847	496	1787	400	1194	592	208	343	36

* = less than .05 percent.

QUESTIONNAIRE FORM 1 2005	TOTAL	SEX		RACE		REGION				COLLEGE PLANS?		ILLICIT DRUG USE: LIFETIME				
		M	F	White	Black	NE	NC	S	W	Yes	No	None	Mari- juana Only	Few Pills	More Pills	Any Her- oin
<i>N (Weighted No. of Cases):</i>	2580	1124	1232	1557	236	515	628	912	524	1825	419	1226	618	216	357	36
<i>% of Weighted Total:</i>	100.0	43.6	47.7	60.3	9.1	20.0	24.4	35.4	20.3	70.7	16.2	47.5	24.0	8.4	13.8	1.4
B047C: . . . during the last 30 days?																
1. 0 occasions	95.8	96.4	95.5	95.4	98.3	96.0	95.0	95.8	96.5	96.2	96.1	98.6	97.1	96.9	83.8	84.1
2. 1-2	2.3	1.9	2.6	2.4	-	1.8	2.8	2.7	1.5	2.1	2.6	0.7	2.1	2.2	8.0	9.1
3. 3-5	0.5	0.5	0.6	0.7	0.3	0.7	0.5	0.3	0.6	0.4	0.7	0.1	0.3	-	2.8	-
4. 6-9	0.8	0.9	0.5	0.9	-	1.1	1.2	0.6	0.4	0.7	0.4	0.3	0.5	0.9	2.6	1.9
5. 10-19	0.3	0.3	0.3	0.4	0.8	0.2	0.3	0.1	0.8	0.3	0.2	0.2	-	-	1.6	-
6. 20-39	0.2	-	0.4	0.2	0.6	0.3	-	0.3	0.2	0.2	-	0.1	-	-	0.7	4.9
7. 40 or more	0.1	*	0.1	*	-	-	0.2	0.1	-	0.1	0.1	-	-	-	0.6	-
<i>Item 21270 Subject A01c</i>	<i>N</i> 2397	1080	1204	1526	220	470	584	847	495	1787	399	1194	592	208	342	35
B048: In addition to non-prescription diet and stay-awake pills, there are other stimulants and pep pills which can be sold legally in most states without a prescription—usually by mail. These are sometimes called “fake pep pills,” “imitation speed,” or “look-alikes,” because they look like prescription amphetamines and sometimes have similar names. Other than the diet pills and stay-awake pills you have already told us about, on how many occasions (if any) have you taken other non-prescription stimulants or pep pills . . .																
B048A: . . . in your lifetime?																
1. 0 occasions	92.6	92.9	93.4	91.2	98.5	93.6	91.0	91.7	95.3	94.3	88.9	99.3	95.8	92.0	67.2	61.6
2. 1-2	3.2	3.3	3.2	4.4	-	3.0	4.1	3.7	1.7	3.0	3.7	0.6	2.6	5.8	10.8	15.0
3. 3-5	1.3	1.1	1.2	1.6	-	0.9	2.1	1.2	1.0	0.8	2.7	-	0.8	0.5	6.4	12.0
4. 6-9	0.7	0.9	0.4	0.8	-	1.2	0.7	0.4	0.8	0.7	0.4	*	0.2	-	4.2	3.6
5. 10-19	0.8	0.8	0.8	0.9	-	1.0	0.8	1.0	0.4	0.5	2.2	-	0.5	1.7	3.5	1.8
6. 20-39	0.5	0.7	0.2	0.4	1.1	-	0.3	0.9	0.5	0.1	1.5	-	0.1	-	3.1	1.4
7. 40 or more	0.8	0.4	0.8	0.7	0.3	0.4	1.1	1.0	0.4	0.6	0.7	0.1	-	-	4.8	4.5
<i>Item 21280 Subject A01a</i>	<i>N</i> 2392	1081	1201	1524	219	470	582	845	494	1783	402	1191	595	208	341	35
B048B: . . . during the last 12 months?																
1. 0 occasions	95.8	96.1	96.2	95.2	98.9	97.4	95.1	94.6	97.4	97.1	93.0	99.7	98.8	95.6	79.1	75.1
2. 1-2	1.9	1.6	2.1	2.6	-	1.0	2.4	2.5	1.3	1.5	2.9	0.2	0.8	2.2	9.3	9.2
3. 3-5	0.6	0.7	0.6	0.7	0.4	1.0	0.7	0.6	0.3	0.5	1.2	-	-	0.5	3.4	8.2
4. 6-9	0.5	0.6	0.3	0.4	-	0.3	0.7	0.6	0.2	0.3	1.5	*	0.3	1.1	1.8	3.6
5. 10-19	0.6	0.8	0.4	0.7	0.8	0.2	0.5	0.9	0.5	0.4	1.0	-	0.1	0.6	3.4	1.4
6. 20-39	0.2	-	0.1	0.1	-	-	-	0.3	0.3	-	0.2	-	-	-	1.2	-
7. 40 or more	0.4	0.2	0.4	0.3	-	0.2	0.7	0.4	-	0.3	0.3	0.1	-	-	2.0	2.4
<i>Item 21290 Subject A01b</i>	<i>N</i> 2394	1081	1203	1525	218	471	582	846	495	1785	401	1191	595	208	342	35
B048C: . . . during the last 30 days?																
1. 0 occasions	98.1	98.6	98.3	98.1	99.2	98.3	97.8	97.8	98.7	98.7	97.1	100.0	99.2	99.0	90.8	81.9
2. 1-2	0.7	0.9	0.6	0.9	0.8	0.9	0.7	0.5	0.8	0.5	1.3	-	0.4	0.4	3.4	7.3
3. 3-5	0.4	0.3	0.5	0.5	-	0.4	0.3	0.8	-	0.3	1.0	-	0.3	-	2.0	6.4
4. 6-9	0.2	0.1	0.1	0.1	-	-	0.3	0.2	0.1	0.1	0.4	*	-	-	0.8	1.9
5. 10-19	0.1	0.1	0.1	0.1	-	0.2	0.2	0.2	-	0.1	-	-	0.1	0.6	0.5	-
6. 20-39	0.3	*	0.2	0.2	-	0.1	0.2	0.4	0.3	0.1	-	-	-	-	1.8	1.4
7. 40 or more	0.1	0.1	0.2	0.1	-	0.2	0.4	-	-	0.1	0.3	-	-	-	0.7	1.0
<i>Item 21300 Subject A01c</i>	<i>N</i> 2393	1081	1202	1525	218	470	582	846	495	1785	401	1191	595	208	341	35
The next questions are about AMPHETAMINES, which doctors have prescribed to help people lose weight or to give people more energy. Drugstores are not supposed to sell them without a prescription from a doctor.																
Amphetamines are sometimes called: uppers, ups, speed, bennies, dexies, pep pills, diet pills, meth or crystal meth. They include the following drugs: Benzedrine, Dexedrine, Methedrine, Ritalin, Preludin, Dexamyl, Methamphetamine.																
IN YOUR ANSWERS ABOUT AMPHETAMINES, DO NOT INCLUDE ANY NON-PRESCRIPTION OR OVER-THE-COUNTER DRUGS.																

* = less than .05 percent.

QUESTIONNAIRE FORM 1 2005	TOTAL	SEX		RACE		REGION				COLLEGE PLANS?		ILLICIT DRUG USE: LIFETIME				
		M	F	White	Black	NE	NC	S	W	Yes	No	None	Mari- juana Only	Few Pills	More Pills	Any Her- oin
<i>N (Weighted No. of Cases):</i>	2580	1124	1232	1557	236	515	628	912	524	1825	419	1226	618	216	357	36
<i>% of Weighted Total:</i>	100.0	43.6	47.7	60.3	9.1	20.0	24.4	35.4	20.3	70.7	16.2	47.5	24.0	8.4	13.8	1.4
B049: Have you ever taken amphetamines because a doctor told you to use them?																
1. No	93.1	92.8	94.6	92.4	95.1	95.2	91.1	92.7	94.1	94.0	92.8	97.4	93.7	90.5	80.5	74.6
2. Yes, but I had already tried them on my own	2.2	1.8	1.9	2.3	-	1.2	2.0	2.8	2.4	1.3	3.3	-	0.1	2.7	12.1	13.9
3. Yes, and it was the first time I took any	4.7	5.3	3.5	5.3	4.9	3.6	6.8	4.5	3.5	4.7	3.9	2.6	6.2	6.9	7.5	11.5
<i>Item 2790 Subject A01j</i>	<i>N</i> 2410	1092	1203	1526	223	468	591	850	500	1789	403	1192	596	212	348	36
B050: On how many occasions (if any) have you taken amphetamines on your own—that is, without a doctor telling you to take them . . .																
B050A: . . . in your lifetime?																
1. 0 occasions	90.8	91.8	91.2	89.9	97.9	91.2	90.7	89.1	93.5	92.6	88.1	100.0	100.0	84.2	52.5	33.4
2. 1-2	3.0	3.1	2.6	3.4	0.1	3.4	3.4	2.8	2.6	2.4	3.5	-	-	15.8	11.0	4.0
3. 3-5	1.1	0.9	1.2	1.0	1.1	1.2	0.6	1.6	0.9	0.9	1.9	-	-	-	6.0	17.9
4. 6-9	1.1	1.1	0.8	1.1	-	1.3	1.0	1.6	0.2	0.7	2.3	-	-	-	6.6	11.4
5. 10-19	0.9	1.1	0.8	1.3	-	0.8	1.1	1.0	0.8	1.0	0.6	-	-	-	6.1	4.4
6. 20-39	1.3	1.1	1.4	1.5	0.9	1.3	1.0	1.8	0.8	0.9	2.3	-	-	-	7.9	11.1
7. 40 or more	1.7	0.8	2.0	1.8	-	0.8	2.1	2.1	1.3	1.5	1.3	-	-	-	9.8	17.7
<i>Item 980 Subject A01a</i>	<i>N</i> 2392	1084	1194	1515	221	466	588	844	494	1779	402	1188	593	207	344	36
B050B: . . . during the last 12 months?																
1. 0 occasions	94.0	94.6	94.5	93.1	98.6	95.2	93.5	92.4	96.2	95.4	92.4	100.0	100.0	93.4	68.1	41.6
2. 1-2	1.8	2.0	1.4	2.2	-	1.9	2.4	1.9	0.9	1.1	3.0	-	-	6.6	7.5	12.5
3. 3-5	1.3	1.2	1.3	1.2	1.4	1.3	1.2	1.5	0.9	1.1	1.8	-	-	-	6.8	18.8
4. 6-9	0.6	0.6	0.4	0.8	-	0.4	1.1	0.5	0.5	0.3	1.5	-	-	-	3.6	8.5
5. 10-19	1.0	0.9	1.0	1.3	-	0.7	0.7	1.6	0.7	1.0	0.3	-	-	-	6.5	4.5
6. 20-39	0.5	0.4	0.5	0.5	-	0.2	0.6	0.8	0.3	0.5	0.2	-	-	-	3.5	1.8
7. 40 or more	0.8	0.3	0.8	0.9	-	0.3	0.7	1.2	0.5	0.6	0.9	-	-	-	4.0	12.2
<i>Item 990 Subject A01b</i>	<i>N</i> 2390	1085	1194	1515	221	466	586	844	494	1779	403	1188	593	207	342	36
B050C: . . . during the last 30 days?																
1. 0 occasions	96.8	97.6	96.8	96.3	99.7	97.6	97.0	95.9	97.4	97.8	95.6	100.0	100.0	99.0	82.2	61.4
2. 1-2	1.4	1.6	1.0	1.7	0.3	1.8	1.4	1.1	1.5	0.9	2.7	-	-	1.0	6.9	18.4
3. 3-5	0.8	0.4	0.9	0.8	-	0.4	0.6	1.4	0.4	0.5	1.1	-	-	-	4.6	8.5
4. 6-9	0.3	-	0.5	0.4	-	-	-	0.5	0.4	0.2	-	-	-	-	1.8	-
5. 10-19	0.3	0.2	0.4	0.3	-	-	0.5	0.4	0.3	0.2	0.4	-	-	-	2.2	-
6. 20-39	0.3	0.1	0.4	0.4	-	0.1	0.4	0.6	0.1	0.3	-	-	-	-	1.6	6.8
7. 40 or more	0.2	*	0.1	0.2	-	0.2	0.2	0.3	-	0.1	0.2	-	-	-	0.7	4.9
<i>Item 1000 Subject A01c</i>	<i>N</i> 2389	1085	1193	1516	221	466	586	844	494	1779	402	1188	593	207	342	36
IF YOU HAVE NOT TAKEN AMPHETAMINES IN THE LAST TWELVE MONTHS, GO TO Q.B059.																
THE FOLLOWING QUESTIONS REFER ONLY TO TAKING AMPHETAMINES WITHOUT A DOCTOR'S ORDERS. IF YOU HAVE NOT DONE THIS IN THE LAST TWELVE MONTHS, GO TO Q.B059.																
B051: When you used amphetamines during the last year, how often did you use them in each of the following situations?																
B051A: When you were alone																
1. Not at all	34.2	45.5	31.9	39.5	-	36.0	32.0	28.1	54.6	37.1	29.6	-	-	69.3	33.2	15.2
2. A few of the times	27.4	28.2	25.2	26.8	37.4	22.1	25.6	35.0	15.0	26.1	23.9	-	-	25.5	29.5	16.2
3. Some of the times	19.6	16.7	18.5	16.0	38.6	17.9	31.2	16.2	7.6	15.5	30.5	-	-	-	17.5	46.0
4. Most of the times	12.4	6.7	16.5	12.1	24.0	16.3	5.8	14.5	15.3	12.1	15.0	-	-	3.4	12.7	16.8
5. Every time	6.4	2.8	7.9	5.6	-	7.7	5.4	6.3	7.5	9.2	0.9	-	-	1.9	7.1	5.8
<i>Item 2800 Subject A05a</i>	<i>N†</i> 135	53	63	99	3	22	39	55	19	79	26	-	-	13	104	18

* = less than .05 percent. † = excludes respondents for whom question was inappropriate.

DESCRIPTIVE RESULTS: 2005

71

QUESTIONNAIRE FORM 1 2005	TOTAL	SEX		RACE		REGION				COLLEGE PLANS?		ILLICIT DRUG USE: LIFETIME					
		M	F	White	Black	NE	NC	S	W	Yes	No	None	Mari- juana Only	Few Pills	More Pills	Any Her- oin	
<i>N (Weighted No. of Cases):</i>	2580	1124	1232	1557	236	515	628	912	524	1825	419	1226	618	216	357	36	
<i>% of Weighted Total:</i>	100.0	43.6	47.7	60.3	9.1	20.0	24.4	35.4	20.3	70.7	16.2	47.5	24.0	8.4	13.8	1.4	
B051B: With just 1 or 2 other people																	
1. Not at all	23.3	26.1	24.6	24.2	61.4	33.5	16.0	27.2	16.3	29.5	24.3	-	-	59.4	22.9	-	
2. A few of the times	35.4	39.2	33.7	38.2	38.6	39.1	38.0	33.5	31.5	30.8	31.6	-	-	19.6	35.3	47.4	
3. Some of the times	18.8	14.1	20.3	17.5	-	9.7	21.5	21.2	16.5	18.4	21.4	-	-	-	20.5	22.6	
4. Most of the times	15.0	11.1	14.6	12.7	-	11.5	14.7	14.8	20.3	12.5	18.2	-	-	3.4	15.4	21.5	
5. Every time	7.4	9.6	6.7	7.5	-	6.2	9.7	3.3	15.4	8.8	4.5	-	-	17.7	5.8	8.6	
<i>Item 2810 Subject A05b</i>	<i>N†</i>	133	53	63	99	3	21	39	54	19	79	26	-	-	13	102	18
B051C: At a party																	
1. Not at all	48.6	43.9	55.3	48.4	37.4	50.3	48.0	45.2	57.4	58.7	31.5	-	-	71.2	51.8	14.1	
2. A few of the times	17.5	20.3	14.6	19.2	-	11.1	22.7	13.6	25.2	16.4	10.4	-	-	10.0	19.7	10.6	
3. Some of the times	15.8	17.3	14.2	14.0	62.6	12.5	18.5	16.2	12.4	14.1	22.2	-	-	-	14.5	34.4	
4. Most of the times	12.4	11.4	10.9	13.1	-	15.6	7.6	18.9	-	7.5	27.4	-	-	-	9.2	38.9	
5. Every time	5.8	7.1	5.0	5.3	-	10.5	3.1	6.1	5.0	3.4	8.5	-	-	18.8	4.8	2.0	
<i>Item 2820 Subject A05c</i>	<i>N†</i>	133	53	63	99	3	21	39	54	19	79	26	-	-	13	102	18
B051D: When your date or spouse was present																	
1. Not at all	58.9	71.6	51.4	61.4	61.4	60.6	62.0	56.0	58.8	70.0	45.7	-	-	95.5	58.0	37.8	
2. A few of the times	18.0	12.8	20.7	19.3	-	18.7	11.7	19.4	26.3	14.4	22.2	-	-	-	19.6	21.8	
3. Some of the times	12.9	12.3	15.7	10.7	38.6	16.0	7.8	16.2	10.7	8.0	20.6	-	-	-	10.9	33.2	
4. Most of the times	7.7	1.9	7.8	6.0	-	-	13.7	7.4	4.2	4.2	10.1	-	-	-	9.1	5.2	
5. Every time	2.6	1.4	4.4	2.6	-	4.8	4.8	1.1	-	3.5	1.4	-	-	4.5	2.5	2.0	
<i>Item 2830 Subject A05b</i>	<i>N†</i>	132	53	62	98	3	20	39	54	19	78	26	-	-	13	102	18
B051E: When people over age 30 were present																	
1. Not at all	63.6	65.2	67.3	69.7	61.4	77.4	55.5	62.7	68.6	68.6	52.9	-	-	94.3	61.6	53.1	
2. A few of the times	15.3	20.6	8.4	12.6	-	11.1	17.7	14.0	18.6	12.4	20.0	-	-	5.7	17.4	10.1	
3. Some of the times	9.9	8.7	12.3	7.7	38.6	6.1	10.1	10.3	12.8	7.8	19.5	-	-	-	7.7	29.6	
4. Most of the times	7.0	4.2	8.6	7.7	-	-	10.5	9.5	-	7.6	6.2	-	-	-	8.2	5.2	
5. Every time	4.1	1.4	3.4	2.3	-	5.5	6.3	3.5	-	3.7	1.4	-	-	-	5.1	2.0	
<i>Item 2840 Subject A05b</i>	<i>N†</i>	132	53	62	98	3	20	39	54	19	78	26	-	-	13	102	18
B051F: During the daytime (before 4:00 p.m.)																	
1. Not at all	20.9	27.6	15.1	21.0	37.4	21.7	25.9	19.4	13.8	16.4	28.3	-	-	58.9	16.9	16.5	
2. A few of the times	28.3	30.0	29.9	28.8	38.6	38.7	21.2	26.9	35.9	28.8	21.3	-	-	23.7	30.6	18.8	
3. Some of the times	23.0	24.0	21.7	22.2	24.0	17.7	19.1	31.0	14.0	25.2	23.6	-	-	9.1	22.6	34.7	
4. Most of the times	11.8	9.0	14.9	12.3	-	4.0	16.0	9.9	16.9	13.5	13.6	-	-	6.5	11.1	19.0	
5. Every time	16.1	9.4	18.4	15.7	-	17.9	17.9	12.9	19.4	16.1	13.1	-	-	1.9	18.7	11.0	
<i>Item 2850 Subject A05c</i>	<i>N†</i>	133	53	63	99	3	21	39	54	19	79	26	-	-	13	102	18
B051G: At your home (or apartment or dorm)																	
1. Not at all	33.7	44.5	32.5	37.7	37.4	29.0	32.5	35.7	35.7	40.1	31.2	-	-	74.9	29.3	29.0	
2. A few of the times	21.6	23.4	18.5	20.8	38.6	23.4	24.1	22.5	12.0	17.0	24.2	-	-	15.4	23.3	16.6	
3. Some of the times	24.8	22.7	21.6	21.8	24.0	16.9	28.2	25.4	24.3	24.2	18.9	-	-	4.5	26.6	28.4	
4. Most of the times	12.6	8.1	18.4	15.4	-	19.3	10.6	12.3	10.2	12.2	19.5	-	-	3.4	12.0	22.4	
5. Every time	7.3	1.2	9.1	4.3	-	11.4	4.6	4.0	17.8	6.4	6.2	-	-	1.9	8.7	3.6	
<i>Item 2860 Subject A05c</i>	<i>N†</i>	133	53	63	99	3	21	39	54	19	79	26	-	-	13	102	18
B051H: At school																	
1. Not at all	38.8	43.1	39.6	43.4	37.4	39.7	38.0	39.3	37.7	39.6	46.9	-	-	79.5	35.5	28.1	
2. A few of the times	23.3	24.1	21.2	19.7	38.6	41.7	22.1	15.4	27.9	23.3	14.0	-	-	8.4	25.2	23.3	
3. Some of the times	21.1	20.3	20.9	19.6	24.0	5.4	24.2	26.7	15.9	18.8	28.2	-	-	5.7	23.0	21.4	
4. Most of the times	9.1	5.8	13.0	10.0	-	4.0	5.0	13.7	10.3	12.2	6.2	-	-	-	7.7	23.4	
5. Every time	7.7	6.8	5.4	7.3	-	9.3	10.7	4.8	8.2	6.1	4.7	-	-	6.5	8.6	3.8	
<i>Item 2880 Subject A05c</i>	<i>N†</i>	132	53	62	98	3	21	39	54	18	78	25	-	-	13	101	18
B051I: In a car																	
1. Not at all	41.6	52.0	34.6	40.0	76.0	54.1	50.4	34.6	28.7	49.4	28.3	-	-	96.6	39.9	12.0	
2. A few of the times	22.8	20.8	24.9	24.5	-	20.9	23.9	19.8	31.7	17.4	24.6	-	-	-	26.8	16.9	
3. Some of the times	19.2	18.5	17.5	17.1	24.0	8.5	20.1	23.9	15.4	16.7	28.4	-	-	-	17.2	43.8	
4. Most of the times	13.2	5.0	20.5	14.9	-	7.2	5.5	19.0	19.7	15.6	12.7	-	-	3.4	12.6	23.4	
5. Every time	3.2	3.6	2.5	3.5	-	9.3	-	2.7	4.5	0.9	6.0	-	-	-	3.5	3.8	
<i>Item 2890 Subject A05c</i>	<i>N†</i>	132	53	62	98	3	21	39	54	18	78	25	-	-	13	101	18

†=excludes respondents for whom question was inappropriate.

QUESTIONNAIRE FORM 1 2005	TOTAL	SEX		RACE		REGION				COLLEGE PLANS?		ILLICIT DRUG USE: LIFETIME					
		M	F	White	Black	NE	NC	S	W	Yes	No	None	Mari- juana Only	Few Pills	More Pills	Any Her- oin	
<i>N (Weighted No. of Cases):</i>	2580	1124	1232	1557	236	515	628	912	524	1825	419	1226	618	216	357	36	
<i>% of Weighted Total:</i>	100.0	43.6	47.7	60.3	9.1	20.0	24.4	35.4	20.3	70.7	16.2	47.5	24.0	8.4	13.8	1.4	
B052: How many of the times when you used amphetamines during the last year did you use them along with each of the following drugs—that is, so that their effects overlapped?																	
B052A: With alcohol																	
1. Not at all	45.7	44.8	46.5	46.5	37.4	43.0	43.6	47.0	49.4	54.6	34.5	-	-	55.6	47.0	32.2	
2. A few of the times	23.1	24.2	20.2	22.3	-	26.0	26.2	18.9	25.4	16.9	32.7	-	-	15.6	23.8	24.6	
3. Some of the times	18.0	23.4	16.0	19.7	-	14.3	22.8	17.3	14.0	19.2	12.7	-	-	3.4	18.9	23.6	
4. Most of the times	6.1	-	10.2	5.3	38.6	14.0	1.9	8.3	-	3.4	9.9	-	-	-	4.9	17.6	
5. Every time	7.1	7.6	7.0	6.2	24.0	2.8	5.6	8.6	11.2	5.9	10.1	-	-	25.5	5.4	2.0	
<i>Item 2900 Subject A01h</i>	<i>N†</i>	133	52	63	99	3	21	40	54	19	78	26	-	-	13	102	18
B052B: With marijuana																	
1. Not at all	43.6	36.6	47.8	40.7	37.4	32.3	53.5	41.3	41.6	43.7	43.3	-	-	89.2	43.9	9.9	
2. A few of the times	18.8	21.0	17.3	20.9	-	24.4	11.6	18.3	29.0	20.5	13.0	-	-	8.9	21.3	11.7	
3. Some of the times	24.1	28.4	21.0	24.6	38.6	33.3	24.1	21.0	22.7	25.1	20.8	-	-	1.9	23.5	43.7	
4. Most of the times	4.0	0.8	6.3	3.7	-	6.5	3.1	4.9	-	3.7	-	-	-	-	4.3	5.2	
5. Every time	9.6	13.2	7.7	10.1	24.0	3.5	7.7	14.5	6.6	7.0	23.0	-	-	-	7.0	29.6	
<i>Item 2910 Subject A01h</i>	<i>N†</i>	133	52	63	98	3	21	40	54	19	78	26	-	-	13	102	18
B052C: With LSD																	
1. Not at all	92.7	92.8	95.4	95.7	100.0	100.0	95.9	85.2	100.0	97.8	80.7	-	-	100.0	97.2	60.0	
2. A few of the times	1.0	0.7	-	0.4	-	-	1.0	1.8	-	0.5	-	-	-	-	0.4	6.0	
3. Some of the times	3.5	1.6	4.6	1.4	-	-	2.2	6.8	-	1.7	9.2	-	-	-	1.6	18.0	
4. Most of the times	1.9	4.8	-	2.6	-	-	-	4.7	-	-	10.1	-	-	-	-	16.0	
5. Every time	0.9	-	-	-	-	-	1.0	1.4	-	-	-	-	-	-	0.8	-	
<i>Item 2920 Subject A01h</i>	<i>N†</i>	127	51	60	96	2	19	38	52	19	77	25	-	-	13	99	15
B052D: With hallucinogens other than LSD																	
1. Not at all	87.1	88.3	87.9	90.9	37.4	94.1	94.4	78.0	90.6	95.3	68.2	-	-	100.0	93.1	45.8	
2. A few of the times	4.1	3.6	5.6	3.8	38.6	5.9	1.0	4.5	7.1	3.0	7.1	-	-	-	2.8	14.6	
3. Some of the times	5.9	6.5	4.9	3.4	24.0	-	2.3	12.1	2.3	1.1	21.5	-	-	-	2.1	32.1	
4. Most of the times	2.0	1.6	1.6	1.9	-	-	1.4	4.0	-	0.7	3.2	-	-	-	1.3	7.5	
5. Every time	0.9	-	-	-	-	-	1.0	1.4	-	-	-	-	-	-	0.8	-	
<i>Item 2930 Subject A01h</i>	<i>N†</i>	130	51	62	97	3	21	37	53	19	76	26	-	-	13	99	18
B053: What have been the most important reasons for your taking amphetamines without a doctor's orders? (Mark all that apply.)																	
A. To experiment—to see what it's like	57.0	64.2	54.8	64.6	24.0	30.8	72.8	52.1	69.1	51.6	73.3	-	-	64.9	58.7	42.7	
B. To relax or relieve tension	35.0	34.2	32.8	36.8	24.0	35.5	32.1	43.4	15.8	27.6	45.7	-	-	35.8	34.3	38.5	
C. To feel good or get high	51.8	54.5	52.7	57.6	24.0	38.8	50.0	56.3	56.6	48.2	58.7	-	-	32.6	53.1	57.1	
D. To seek deeper insights and understanding	14.8	19.6	12.8	16.4	24.0	3.5	24.7	17.1	-	14.6	8.4	-	-	18.0	14.4	14.4	
E. To have a good time with my friends	37.5	38.9	38.8	40.1	24.0	21.1	26.8	50.3	40.4	27.1	64.8	-	-	26.5	35.1	57.8	
F. To fit in with a group I like	3.8	3.6	3.6	4.3	-	4.1	7.0	2.6	-	5.8	1.9	-	-	-	4.4	2.8	
G. To get away from my problems or troubles	30.1	23.1	37.3	31.8	24.0	20.6	31.5	37.5	16.2	25.6	49.5	-	-	21.8	30.8	32.0	
H. Because of boredom, nothing else to do	22.3	21.7	25.9	23.7	24.0	16.6	18.0	25.3	28.3	19.9	35.4	-	-	17.1	19.0	43.6	
I. Because of anger or frustration	17.5	7.0	26.6	17.5	24.0	10.9	27.5	16.6	7.2	16.7	17.7	-	-	6.2	19.3	14.7	
J. To get through the day	34.4	33.4	34.7	34.1	24.0	21.8	34.9	36.7	40.8	36.5	33.7	-	-	12.5	36.7	35.6	
K. To increase the effects of some other drug(s)	11.0	17.3	7.4	13.2	24.0	17.6	9.6	11.1	5.9	7.5	25.7	-	-	15.6	10.0	13.7	
L. To decrease (offset) the effects of some other drug(s)	4.0	6.1	2.2	3.2	-	-	4.7	4.0	7.5	4.0	5.4	-	-	-	4.7	2.8	
M. To stay awake	53.4	55.4	56.7	56.4	61.4	30.7	42.6	66.9	61.3	58.2	46.7	-	-	12.5	59.6	45.2	
N. To get more energy	60.0	54.9	67.1	60.2	61.4	38.5	61.2	62.6	74.4	63.7	56.1	-	-	19.5	66.6	49.7	
O. To help me lose weight	42.9	12.3	68.9	44.8	24.0	35.5	49.6	43.7	35.0	49.5	37.5	-	-	19.4	46.8	36.3	
P. Because I am "hooked"—I feel I have to have them	11.6	3.9	16.4	11.1	38.6	9.4	15.4	9.3	13.2	11.3	9.4	-	-	-	12.7	13.2	
<i>Item 2940-3090 Subject A06a</i>	<i>N†</i>	130	49	63	94	3	21	37	54	18	77	24	-	-	12	100	18

†=excludes respondents for whom question was inappropriate.

DESCRIPTIVE RESULTS: 2005

73

QUESTIONNAIRE FORM 1 2005	TOTAL	SEX		RACE		REGION				COLLEGE PLANS?		ILLICIT DRUG USE: LIFETIME				
		M	F	White	Black	NE	NC	S	W	Yes	No	None	Mari- juana Only	Few Pills	More Pills	Any Her- oin
<i>N (Weighted No. of Cases):</i> <i>% of Weighted Total:</i>	2580 100.0	1124 43.6	1232 47.7	1557 60.3	236 9.1	515 20.0	628 24.4	912 35.4	524 20.3	1825 70.7	419 16.2	1226 47.5	618 24.0	216 8.4	357 13.8	36 1.4
B054: When you take amphetamines, how high do you usually get?																
1. Not at all high	10.9	11.3	9.5	10.8	-	14.7	14.2	9.1	5.8	13.7	11.1	-	-	5.8	12.7	-
2. A little high	24.1	35.1	15.4	26.8	-	20.9	37.8	13.9	28.7	26.7	20.1	-	-	54.7	21.9	16.5
3. Moderately high	32.0	31.7	33.6	34.2	38.6	41.7	13.3	44.4	24.4	23.7	38.2	-	-	5.6	31.3	56.5
4. Very high	15.1	12.0	16.7	13.1	24.0	18.1	16.9	8.8	25.9	13.3	16.6	-	-	6.7	14.6	25.1
5. I don't take them to get high	17.8	10.0	24.8	15.1	37.4	4.6	17.7	23.9	15.2	22.6	14.1	-	-	27.3	19.5	1.9
<i>Item 3100 Subject A01e</i> <i>N†</i>	133	52	63	97	3	21	38	54	20	77	26	-	-	13	100	19
B055: When you take amphetamines, how long do you usually stay high?																
1. Usually don't get high	26.9	17.9	33.4	23.6	-	23.4	25.6	31.5	21.0	32.9	23.4	-	-	29.2	31.8	-
2. One to two hours	17.6	21.0	15.0	20.3	-	32.1	17.8	10.0	23.0	18.5	19.1	-	-	37.1	15.0	19.5
3. Three to six hours	25.0	28.9	22.6	25.1	-	28.2	19.6	29.2	21.3	15.8	35.8	-	-	17.1	20.5	49.6
4. Seven to 24 hours	20.4	24.6	18.0	20.5	100.0	12.6	31.1	18.2	13.0	20.2	19.2	-	-	16.5	20.9	22.4
5. More than 24 hours	10.0	7.6	11.0	10.5	-	3.7	5.9	11.1	21.6	12.7	2.5	-	-	-	11.8	8.4
<i>Item 3110 Subject A01f</i> <i>N†</i>	131	53	62	98	2	19	39	52	20	76	26	-	-	13	97	19
B056: What amphetamines have you taken during the last year without a doctor's orders? (Mark all that apply.)																
A. Benzedrine	7.0	7.4	5.9	6.7	-	10.9	-	7.0	16.2	8.1	3.2	-	-	-	7.9	6.9
B. Dexedrine	11.5	8.9	13.6	11.0	-	3.0	13.8	14.6	6.9	15.4	4.6	-	-	-	12.2	16.1
C. Methedrine	11.2	9.1	13.4	9.1	38.6	10.7	2.0	16.9	13.8	4.0	31.1	-	-	-	5.5	48.9
D. Ritalin (Methylphenidate)	42.8	50.8	38.7	47.0	24.0	47.9	41.8	36.7	56.4	54.6	28.7	-	-	37.5	43.5	45.2
E. Preludin	3.6	1.6	1.3	1.7	-	-	8.0	3.2	-	1.1	3.2	-	-	-	3.9	4.9
F. Dexamyl	6.1	1.6	11.5	7.4	-	-	6.3	9.7	2.0	8.7	5.3	-	-	-	5.4	14.2
G. Methamphetamine	27.4	18.1	39.4	27.9	38.6	21.4	16.2	36.9	28.7	26.4	35.0	-	-	-	22.4	73.1
H. Crystal meth	22.5	21.4	26.3	23.6	38.6	10.1	9.4	30.1	38.5	19.0	38.4	-	-	6.8	18.9	52.5
I. Other	45.9	40.7	51.4	48.0	61.4	50.2	49.4	47.7	30.0	54.5	25.7	-	-	28.3	49.8	34.5
J. Don't know the names of some amphetamines I have used	31.0	29.4	34.3	31.8	24.0	23.2	38.1	30.1	27.5	29.0	45.0	-	-	37.8	29.4	36.4
<i>Item 3120-3200 Subject A01i</i> <i>N†</i>	130	51	62	96	3	19	37	54	19	76	26	-	-	13	97	19
B057: What methods have you used for taking amphetamines during the last year? (Mark all that apply.)																
A. By mouth	84.5	87.8	86.0	89.2	100.0	97.0	81.3	85.2	76.5	96.0	70.8	-	-	89.3	85.5	76.9
B. Smoking	27.1	23.3	30.7	25.5	38.6	15.5	17.2	35.7	35.1	17.8	49.3	-	-	10.2	22.8	65.1
C. Injection	3.5	5.2	2.2	4.3	-	3.7	-	5.4	5.2	3.4	2.5	-	-	-	3.1	8.6
D. Other	30.3	30.9	27.8	31.3	-	21.4	33.2	26.6	43.0	30.5	34.8	-	-	3.9	32.0	39.4
<i>Item 3210-3230 Subject A05d</i> <i>N†</i>	132	52	63	98	3	20	39	53	20	77	26	-	-	13	100	18
B058: Have you ever tried to stop using amphetamines and found that you couldn't stop?																
1. Yes	14.7	7.7	17.1	13.6	-	24.7	13.1	11.3	16.4	12.6	14.3	-	-	-	18.0	6.4
2. No	85.3	92.3	82.9	86.4	100.0	75.3	86.9	88.7	83.6	87.4	85.7	-	-	100.0	82.0	93.6
<i>Item 3240 Subject A01i</i> <i>N†</i>	130	52	63	98	3	20	37	53	20	77	26	-	-	13	97	18
B059: Do you think you will be using amphetamines without a doctor's orders five years from now?																
1. I definitely will	0.7	0.5	0.6	0.4	1.2	0.8	0.7	0.7	0.8	0.4	1.6	0.2	1.2	0.6	1.5	3.5
2. I probably will	2.7	1.9	2.9	2.3	3.4	1.7	2.8	3.3	2.4	1.8	4.8	0.6	0.7	3.3	11.4	18.9
3. I probably will not	15.7	15.5	16.3	17.8	6.0	17.3	16.3	14.0	16.4	15.4	19.4	9.9	12.8	22.2	35.8	51.2
4. I definitely will not	80.8	82.1	80.2	79.5	89.4	80.2	80.2	82.0	80.3	82.4	74.2	89.3	85.3	73.9	51.3	26.4
<i>Item 3250 Subject A04a</i> <i>N</i>	2335	1055	1180	1481	219	449	573	817	497	1750	394	1176	574	202	319	35
The next questions are about QUAALUDES (Methaqualone).																
Quaaludes are sometimes called: soapers, quads, ludes.																
B060: On how many occasions (if any) have you taken quaaludes on your own—that is, without a doctor telling you to take them . . .																

†=excludes respondents for whom question was inappropriate.

MONITORING THE FUTURE

QUESTIONNAIRE FORM 1 2005	TOTAL	SEX		RACE		REGION				COLLEGE PLANS?		ILLICIT DRUG USE: LIFETIME				
		M	F	White	Black	NE	NC	S	W	Yes	No	None	Mari- juana Only	Few Pills	More Pills	Any Her- oin
<i>N (Weighted No. of Cases):</i>	2580	1124	1232	1557	236	515	628	912	524	1825	419	1226	618	216	357	36
<i>% of Weighted Total:</i>	100.0	43.6	47.7	60.3	9.1	20.0	24.4	35.4	20.3	70.7	16.2	47.5	24.0	8.4	13.8	1.4
B060A: . . . in your lifetime?																
1. 0 occasions	98.7	98.8	98.8	98.8	99.1	98.8	98.9	97.7	99.9	99.1	97.4	100.0	100.0	99.6	93.1	76.8
2. 1-2	0.3	0.5	0.2	0.5	-	0.6	0.1	0.6	-	0.4	0.4	-	-	0.4	1.9	2.7
3. 3-5	0.3	0.1	0.6	0.4	-	0.2	-	0.8	-	0.2	1.2	-	-	-	1.5	7.8
4. 6-9	0.3	0.2	0.2	0.2	0.6	0.3	0.6	0.3	-	0.1	0.5	-	-	-	1.4	8.4
5. 10-19	0.1	0.1	0.1	0.1	-	0.2	-	0.1	-	0.1	-	-	-	-	-	4.4
6. 20-39	-	-	-	-	-	-	-	-	-	-	-	-	-	-	-	-
7. 40 or more	0.3	0.4	0.2	0.1	0.3	-	0.4	0.5	0.1	0.2	0.6	-	-	-	2.1	-
<i>Item 1010 Subject A01a</i>	<i>N</i> 2367	1070	1201	1511	219	463	582	832	490	1778	394	1185	596	207	326	36
B060B: . . . during the last 12 months?																
1. 0 occasions	99.1	99.1	99.3	99.4	99.1	99.7	99.1	98.4	99.9	99.4	98.5	100.0	100.0	100.0	95.5	84.1
2. 1-2	0.2	0.3	0.1	0.3	-	-	0.1	0.5	-	0.3	-	-	-	-	1.3	1.4
3. 3-5	0.4	0.4	0.3	0.1	0.6	0.3	0.4	0.7	0.1	0.2	0.9	-	-	-	1.7	12.1
4. 6-9	*	-	0.1	0.1	-	-	-	0.1	-	-	0.3	-	-	-	0.3	-
5. 10-19	*	0.1	-	0.1	-	-	-	0.1	-	*	-	-	-	-	-	2.3
6. 20-39	-	-	-	-	-	-	-	-	-	-	-	-	-	-	-	-
7. 40 or more	0.2	0.1	0.2	0.1	0.3	-	0.4	0.2	-	0.1	0.4	-	-	-	1.2	-
<i>Item 1020 Subject A01b</i>	<i>N</i> 2367	1070	1201	1511	219	463	582	832	491	1778	394	1185	596	207	326	36
B060C: . . . during the last 30 days?																
1. 0 occasions	99.5	99.6	99.5	99.9	99.1	99.7	99.3	99.2	100.0	99.7	99.0	100.0	100.0	100.0	97.5	87.9
2. 1-2	0.1	0.2	0.1	-	0.6	0.3	-	0.3	-	0.1	-	-	-	-	0.7	3.5
3. 3-5	0.3	0.1	0.3	0.1	-	-	0.4	0.5	-	*	0.8	-	-	-	0.9	8.7
4. 6-9	-	-	-	-	-	-	-	-	-	-	-	-	-	-	-	-
5. 10-19	-	-	-	-	-	-	-	-	-	-	-	-	-	-	-	-
6. 20-39	-	-	-	-	-	-	-	-	-	-	-	-	-	-	-	-
7. 40 or more	0.1	0.1	0.1	-	0.3	-	0.4	0.1	-	0.1	0.2	-	-	-	0.9	-
<i>Item 1030 Subject A01c</i>	<i>N</i> 2367	1070	1201	1512	219	463	582	832	491	1778	394	1185	596	207	327	36
The next questions are about SEDATIVES, including BARBITURATES, which doctors sometimes prescribe to help people relax or get to sleep. Drugstores are not supposed to sell them without a prescription.																
Sedatives are sometimes called: downs, downers. They include the following drugs: Phenobarbital, Seconal, Tuinal, Nembutal.																
B061: Have you ever taken sedatives because a doctor told you to use them?																
1. No	92.6	93.0	92.9	91.2	98.7	95.5	92.3	91.5	92.2	92.9	93.2	97.7	96.1	86.2	74.1	68.9
2. Yes, but I had already tried them on my own	2.1	2.2	1.9	2.5	0.4	0.8	1.0	3.7	2.2	1.5	3.3	-	-	1.5	12.6	17.3
3. Yes, and it was the first time I took any	5.2	4.8	5.2	6.2	0.9	3.8	6.7	4.7	5.7	5.6	3.5	2.2	3.9	12.2	13.4	13.8
<i>Item 3282 Subject A01j</i>	<i>N</i> 2353	1060	1199	1509	215	454	577	832	491	1772	393	1177	589	208	325	36
B062: On how many occasions (if any) have you taken sedatives on your own—that is, without a doctor telling you to take them . . .																
B062A: . . . in your lifetime?																
1. 0 occasions	91.7	92.1	92.1	91.2	97.8	93.8	94.5	88.5	91.8	92.9	88.1	100.0	100.0	82.9	58.2	30.6
2. 1-2	3.0	3.3	2.6	3.4	0.8	2.8	2.0	3.4	3.5	2.9	3.4	-	-	17.1	9.4	11.2
3. 3-5	1.5	1.3	1.7	1.6	0.3	1.0	1.5	1.8	1.7	1.5	2.1	-	-	-	9.4	16.5
4. 6-9	1.2	0.6	1.5	1.2	0.3	0.7	1.0	1.5	1.3	0.9	1.3	-	-	-	7.7	6.6
5. 10-19	0.8	0.9	0.8	0.7	0.4	0.6	0.1	1.6	0.5	0.7	1.2	-	-	-	5.0	9.1
6. 20-39	0.6	0.6	0.4	0.6	0.4	0.3	0.9	0.9	0.1	0.6	0.6	-	-	-	4.1	2.8
7. 40 or more	1.2	1.3	0.9	1.3	-	0.9	0.1	2.3	0.9	0.4	3.3	-	-	-	6.2	23.1
<i>Item 1042 Subject A01a</i>	<i>N</i> 2365	1069	1197	1509	218	460	578	834	492	1775	398	1186	592	206	327	36

DESCRIPTIVE RESULTS: 2005

75

QUESTIONNAIRE FORM 1 2005	TOTAL	SEX		RACE		REGION				COLLEGE PLANS?		ILLICIT DRUG USE: LIFETIME				
		M	F	White	Black	NE	NC	S	W	Yes	No	None	Mari- juana Only	Few Pills	More Pills	Any Her- oin
<i>N (Weighted No. of Cases):</i>	2580	1124	1232	1557	236	515	628	912	524	1825	419	1226	618	216	357	36
<i>% of Weighted Total:</i>	100.0	43.6	47.7	60.3	9.1	20.0	24.4	35.4	20.3	70.7	16.2	47.5	24.0	8.4	13.8	1.4
B062B: . . . during the last 12 months?																
1. 0 occasions	94.2	94.4	94.4	93.6	98.1	96.2	96.5	91.2	94.5	95.2	91.1	100.0	100.0	92.4	68.7	40.3
2. 1-2	2.3	2.2	2.2	2.6	0.8	1.6	2.0	2.6	2.9	2.2	2.7	-	-	7.6	10.6	14.0
3. 3-5	1.3	1.0	1.7	1.4	0.7	0.9	0.7	2.1	1.0	1.1	1.8	-	-	-	8.2	10.3
4. 6-9	0.6	0.8	0.3	0.4	0.4	0.3	0.5	1.0	0.3	0.5	1.0	-	-	-	3.1	9.4
5. 10-19	0.8	0.6	0.9	1.1	-	0.4	-	1.5	0.7	0.5	1.5	-	-	-	4.4	10.6
6. 20-39	0.3	0.6	0.1	0.4	-	0.2	0.3	0.4	0.1	0.2	0.1	-	-	-	2.0	1.4
7. 40 or more	0.6	0.5	0.5	0.5	-	0.5	-	1.3	0.4	0.2	1.7	-	-	-	3.1	13.9
<i>Item 1052 Subject A01b</i>	<i>N</i> 2361	1069	1197	1509	218	461	576	834	491	1775	398	1186	592	206	323	36
B062C: . . . during the last 30 days?																
1. 0 occasions	96.9	97.2	96.9	96.6	98.9	98.6	98.2	94.8	97.6	97.7	94.6	100.0	100.0	98.3	83.7	52.9
2. 1-2	1.2	1.1	1.5	1.4	0.4	0.8	1.5	1.4	1.1	1.2	2.1	-	-	1.7	6.9	11.1
3. 3-5	0.9	0.7	1.1	1.0	0.8	0.2	-	2.1	0.4	0.7	1.4	-	-	-	4.0	22.1
4. 6-9	0.1	0.1	0.2	0.2	-	-	0.1	0.2	0.2	*	0.3	-	-	-	1.0	-
5. 10-19	0.4	0.5	0.1	0.4	-	0.2	0.2	0.5	0.7	0.3	0.1	-	-	-	2.6	4.6
6. 20-39	0.2	0.4	-	0.3	-	0.2	-	0.6	-	0.1	0.6	-	-	-	0.8	9.3
7. 40 or more	0.2	*	0.3	0.2	-	-	-	0.4	-	*	0.8	-	-	-	1.2	-
<i>Item 1062 Subject A01c</i>	<i>N</i> 2359	1068	1197	1509	218	460	575	834	490	1775	397	1186	592	206	321	36
B063: Do you think you will be using sedatives without a doctor's prescription five years from now?																
1. I definitely will	1.0	0.6	1.1	1.0	1.8	1.0	0.9	1.2	0.7	0.7	1.5	0.5	1.1	0.1	2.2	5.0
2. I probably will	2.5	2.1	2.7	2.2	2.8	1.0	1.4	4.5	2.0	1.6	5.5	0.4	0.8	2.7	11.4	22.7
3. I probably will not	16.3	15.0	17.7	17.5	7.9	14.5	18.4	14.4	18.6	15.8	19.9	10.6	12.4	26.5	36.0	37.2
4. I definitely will not	80.2	82.4	78.5	79.4	87.4	83.4	79.3	79.9	78.8	81.9	73.1	88.5	85.7	70.6	50.3	35.1
<i>Item 3722 Subject A04a</i>	<i>N</i> 2372	1079	1200	1513	220	460	582	835	495	1776	406	1189	592	209	322	34
The next questions are about TRANQUILIZERS, which doctors sometimes prescribe to calm people down, quiet their nerves, or relax their muscles.																
They include the following drugs: Librium, Valium, Xanax, Equanil, Meprobamate, Serax, Atarax, Tranxene, Vistaril.																
B064: Have you ever taken tranquilizers because a doctor told you to use them?																
1. No	93.4	94.5	92.7	91.9	99.3	95.5	92.6	93.2	92.7	93.4	95.1	96.2	96.2	88.0	82.2	85.4
2. Yes, but I had already tried them on my own	1.5	1.3	1.5	1.6	0.4	0.3	1.6	2.3	1.2	1.2	1.7	-	-	0.9	9.5	8.6
3. Yes, and it was the first time I took any	5.1	4.2	5.8	6.5	0.3	4.1	5.8	4.5	6.1	5.5	3.2	3.8	3.8	11.1	8.3	6.0
<i>Item 3730 Subject A01j</i>	<i>N</i> 2367	1070	1201	1517	216	458	583	833	492	1775	399	1181	596	205	329	34
B065: On how many occasions (if any) have you taken tranquilizers on your own— that is, without a doctor telling you to take them . . .																
B065A: . . . in your lifetime?																
1. 0 occasions	92.2	93.3	91.9	91.5	98.5	94.0	93.5	88.8	94.8	93.1	90.4	100.0	100.0	84.1	60.3	35.1
2. 1-2	3.1	2.4	3.7	3.6	0.7	1.9	3.5	3.7	2.9	3.2	3.2	-	-	15.9	11.4	13.8
3. 3-5	1.7	1.5	1.7	1.8	0.4	1.7	1.2	2.3	1.3	1.3	2.0	-	-	-	10.4	18.8
4. 6-9	0.8	0.7	1.0	0.9	-	0.9	0.3	1.5	0.2	0.6	2.1	-	-	-	4.7	12.5
5. 10-19	0.9	0.7	0.9	1.2	-	0.3	1.1	1.4	0.2	0.9	0.6	-	-	-	6.0	3.4
6. 20-39	0.5	0.7	0.3	0.4	-	0.3	0.3	1.0	0.1	0.5	0.7	-	-	-	2.8	7.6
7. 40 or more	0.7	0.7	0.5	0.7	0.4	0.9	0.1	1.3	0.4	0.5	1.0	-	-	-	4.5	8.8
<i>Item 1070 Subject A01a</i>	<i>N</i> 2362	1078	1193	1511	218	455	584	831	492	1773	399	1186	591	207	325	33

*=less than .05 percent.

MONITORING THE FUTURE

QUESTIONNAIRE FORM 1 2005	TOTAL	SEX		RACE		REGION				COLLEGE PLANS?		ILLICIT DRUG USE: LIFETIME				
		M	F	White	Black	NE	NC	S	W	Yes	No	None	Mari- juana Only	Few Pills	More Pills	Any Her- oin
<i>N (Weighted No. of Cases):</i>	2580	1124	1232	1557	236	515	628	912	524	1825	419	1226	618	216	357	36
<i>% of Weighted Total:</i>	100.0	43.6	47.7	60.3	9.1	20.0	24.4	35.4	20.3	70.7	16.2	47.5	24.0	8.4	13.8	1.4
B065B: . . . during the last 12 months?																
1. 0 occasions	94.9	95.2	95.2	94.1	98.5	96.5	95.7	92.2	96.9	95.5	94.2	100.0	100.0	91.4	74.1	43.6
2. 1-2	2.1	2.0	2.2	2.7	0.7	1.6	1.7	2.7	2.1	1.8	2.7	-	-	8.6	7.2	24.9
3. 3-5	1.1	1.1	0.9	1.2	0.4	0.5	1.1	1.8	0.4	0.9	1.0	-	-	-	7.3	6.8
4. 6-9	0.5	0.5	0.5	0.5	-	0.5	0.3	0.9	0.2	0.5	0.6	-	-	-	2.8	8.4
5. 10-19	0.5	0.3	0.8	0.6	-	0.1	0.8	0.9	-	0.5	0.9	-	-	-	3.2	7.6
6. 20-39	0.5	0.7	0.2	0.6	0.4	0.3	0.4	0.9	-	0.5	0.4	-	-	-	3.1	2.4
7. 40 or more	0.4	0.3	0.2	0.3	-	0.5	-	0.7	0.3	0.3	0.2	-	-	-	2.4	6.4
<i>Item 1080 Subject A01b</i>	<i>N</i> 2363	1079	1193	1512	218	455	584	831	493	1773	400	1186	592	207	326	33
B065C: . . . during the last 30 days?																
1. 0 occasions	97.8	98.2	97.8	97.6	99.6	98.6	99.0	95.8	98.8	98.2	97.2	100.0	100.0	100.0	86.5	72.9
2. 1-2	1.1	1.0	1.1	1.6	-	0.6	0.6	2.0	0.8	1.1	0.9	-	-	-	7.9	3.0
3. 3-5	0.6	0.5	0.6	0.5	-	0.4	0.2	1.3	-	0.4	1.5	-	-	-	2.4	16.8
4. 6-9	0.2	0.2	0.2	0.3	-	0.2	0.1	0.3	0.1	0.2	0.2	-	-	-	0.9	4.5
5. 10-19	0.1	0.1	0.2	0.1	0.4	-	0.2	0.3	-	0.1	0.2	-	-	-	1.0	-
6. 20-39	0.1	-	0.1	-	-	0.2	-	0.1	0.3	*	-	-	-	-	1.1	-
7. 40 or more	0.1	-	-	-	-	-	-	0.2	-	-	-	-	-	-	0.2	2.8
<i>Item 1090 Subject A01c</i>	<i>N</i> 2362	1078	1193	1512	218	455	584	831	492	1773	400	1186	592	207	325	33
IF YOU HAVE NOT TAKEN TRANQUILIZERS IN THE LAST TWELVE MONTHS, GO TO Q.B073.																
THE FOLLOWING QUESTIONS REFER ONLY TO TAKING TRANQUILIZERS WITHOUT A DOCTOR'S ORDERS. IF YOU HAVE NOT DONE THIS IN THE LAST TWELVE MONTHS, GO TO Q.B073.																
B066: When you used tranquilizers during the last year, how often did you use them in each of the following situations?																
B066A: When you were alone																
1. Not at all	44.9	44.4	47.9	50.0	54.9	33.8	60.0	38.9	55.1	44.9	42.5	-	-	90.0	38.3	35.2
2. A few of the times	22.2	20.4	23.0	20.3	-	14.7	28.9	24.6	6.3	18.7	32.1	-	-	-	26.7	20.4
3. Some of the times	18.2	21.7	16.2	17.6	-	29.4	2.0	24.8	6.7	20.1	19.3	-	-	-	20.4	24.0
4. Most of the times	8.8	7.6	7.3	6.9	-	22.0	-	9.0	10.1	9.5	2.1	-	-	-	9.4	14.0
5. Every time	6.0	5.9	5.6	5.2	45.1	-	9.1	2.6	21.9	6.7	4.0	-	-	10.0	5.1	6.4
<i>Item 3740 Subject A05a</i>	<i>N†</i> 111	47	54	83	2	14	25	59	13	75	19	-	-	15	81	15
B066B: With just 1 or 2 other people																
1. Not at all	14.2	15.9	13.6	14.6	-	8.4	22.8	8.0	32.8	18.0	4.3	-	-	47.6	7.5	12.2
2. A few of the times	39.4	34.7	42.5	42.5	-	38.4	46.1	35.5	46.6	36.6	41.1	-	-	38.9	39.9	38.9
3. Some of the times	22.7	24.6	20.7	21.0	-	31.5	5.9	30.2	9.7	23.1	26.1	-	-	-	27.9	19.6
4. Most of the times	11.4	9.8	12.7	10.1	45.1	8.3	18.4	11.8	-	12.3	11.3	-	-	-	13.9	10.3
5. Every time	12.3	14.9	10.6	11.8	54.9	13.4	6.8	14.6	10.9	10.0	17.2	-	-	13.5	10.8	19.0
<i>Item 3750 Subject A05b</i>	<i>N†</i> 110	47	55	84	2	13	24	60	13	76	20	-	-	16	79	16
B066C: At a party																
1. Not at all	50.5	48.2	50.9	51.9	54.9	51.0	62.4	38.3	84.0	53.5	45.2	-	-	90.0	45.8	33.9
2. A few of the times	20.9	22.2	21.4	20.6	45.1	18.1	8.1	27.7	16.0	17.8	24.5	-	-	5.4	22.6	27.8
3. Some of the times	15.0	16.1	14.8	12.5	-	7.7	24.2	16.1	-	15.6	11.9	-	-	-	16.9	20.6
4. Most of the times	8.6	6.3	10.2	10.2	-	12.4	3.2	11.8	-	7.3	15.7	-	-	-	9.9	10.9
5. Every time	5.1	7.1	2.7	4.9	-	10.8	2.1	6.1	-	5.7	2.6	-	-	4.7	4.9	6.8
<i>Item 3760 Subject A05c</i>	<i>N†</i> 110	47	54	84	2	13	24	59	13	75	19	-	-	16	79	15
B066D: When your date or spouse was present																
1. Not at all	56.7	66.0	53.0	58.0	100.0	79.2	52.2	46.5	90.2	65.6	38.7	-	-	100.0	51.2	40.7
2. A few of the times	17.2	16.8	17.1	19.7	-	14.6	12.7	23.1	-	13.3	19.5	-	-	-	21.0	15.5
3. Some of the times	12.3	10.4	14.0	10.4	-	6.2	8.9	16.8	3.1	13.0	13.4	-	-	-	12.4	23.6
4. Most of the times	6.0	1.5	6.0	2.5	-	-	11.8	4.8	6.7	2.9	9.0	-	-	-	7.5	4.4
5. Every time	7.9	5.3	9.9	9.3	-	-	14.4	8.7	-	5.3	19.5	-	-	-	7.9	15.8
<i>Item 3770 Subject A05b</i>	<i>N†</i> 109	47	54	84	2	13	24	60	13	75	20	-	-	16	78	16

* = less than .05 percent. † = excludes respondents for whom question was inappropriate.

DESCRIPTIVE RESULTS: 2005

77

QUESTIONNAIRE FORM 1 2005	TOTAL	SEX		RACE		REGION				COLLEGE PLANS?		ILLICIT DRUG USE: LIFETIME					
		M	F	White	Black	NE	NC	S	W	Yes	No	None	Mari- juana Only	Few Pills	More Pills	Any Her- oin	
<i>N (Weighted No. of Cases):</i>	2580	1124	1232	1557	236	515	628	912	524	1825	419	1226	618	216	357	36	
<i>% of Weighted Total:</i>	100.0	43.6	47.7	60.3	9.1	20.0	24.4	35.4	20.3	70.7	16.2	47.5	24.0	8.4	13.8	1.4	
B066E: When people over age 30 were present																	
1. Not at all	55.7	62.7	57.3	61.4	54.9	59.6	43.7	60.8	51.0	56.1	56.6	-	-	45.9	56.3	62.7	
2. A few of the times	22.6	24.8	17.3	22.2	45.1	8.5	23.0	22.8	36.0	24.7	17.0	-	-	21.7	24.7	12.8	
3. Some of the times	10.7	9.5	13.4	8.7	-	15.6	11.1	11.4	-	12.7	11.4	-	-	-	12.0	14.5	
4. Most of the times	3.3	1.3	2.3	0.8	-	9.7	-	2.9	5.8	1.7	3.2	-	-	-	2.6	10.1	
5. Every time	7.8	1.7	9.7	7.1	-	6.6	22.2	2.1	7.2	4.8	11.8	-	-	32.4	4.4	-	
<i>Item 3780 Subject A05b</i>	<i>N†</i>	109	48	52	84	2	13	25	60	11	74	20	-	-	16	78	16
B066F: During the daytime (before 4:00 p.m.)																	
1. Not at all	41.2	36.5	49.1	47.3	54.9	46.0	40.1	37.1	57.1	52.1	23.8	-	-	40.8	42.6	33.1	
2. A few of the times	26.7	32.6	20.7	22.4	-	17.4	22.5	30.9	24.1	18.8	32.0	-	-	13.4	30.5	21.3	
3. Some of the times	18.6	23.0	17.6	19.3	-	26.0	13.8	19.8	13.9	17.9	33.4	-	-	14.8	15.8	36.5	
4. Most of the times	8.1	7.8	6.4	7.0	45.1	-	9.5	10.1	4.9	7.8	6.6	-	-	14.4	6.7	9.2	
5. Every time	5.4	-	6.2	4.1	-	10.6	14.0	2.1	-	3.4	4.2	-	-	16.6	4.3	-	
<i>Item 3790 Subject A05c</i>	<i>N†</i>	110	47	55	84	2	13	24	60	13	76	20	-	-	16	79	16
B066G: At your home (or apartment or dorm)																	
1. Not at all	31.0	34.1	30.7	35.6	54.9	30.6	17.9	37.9	24.6	32.7	23.2	-	-	50.9	27.3	30.2	
2. A few of the times	22.1	20.6	24.0	19.9	-	19.8	11.0	27.4	21.6	19.4	27.7	-	-	7.1	23.0	32.8	
3. Some of the times	22.9	23.0	24.0	21.5	-	8.9	42.1	18.6	20.1	23.1	26.7	-	-	24.1	22.5	23.7	
4. Most of the times	12.2	15.4	8.1	12.7	45.1	26.1	9.4	10.1	13.0	15.2	5.8	-	-	-	15.2	8.9	
5. Every time	11.8	6.9	13.2	10.3	-	14.6	19.6	6.0	20.7	9.6	16.5	-	-	18.0	12.0	4.4	
<i>Item 3800 Subject A05c</i>	<i>N†</i>	111	48	55	84	2	13	25	60	13	76	20	-	-	16	80	16
B066H: At school																	
1. Not at all	65.4	58.4	75.4	74.2	54.9	71.0	68.9	62.0	68.7	72.8	44.6	-	-	76.2	69.8	31.2	
2. A few of the times	17.3	26.6	9.0	12.4	45.1	15.4	12.0	18.5	23.4	15.0	21.8	-	-	10.4	15.3	34.7	
3. Some of the times	12.6	11.6	12.3	9.3	-	-	12.0	16.8	7.9	8.8	28.6	-	-	9.7	9.9	29.7	
4. Most of the times	2.6	3.5	2.2	3.4	-	9.2	-	2.8	-	2.5	5.0	-	-	-	2.8	4.4	
5. Every time	2.1	-	1.1	0.7	-	4.3	7.2	-	-	0.8	-	-	-	3.7	2.2	-	
<i>Item 3810 Subject A05c</i>	<i>N†</i>	112	48	55	84	2	13	25	60	13	76	20	-	-	16	80	16
B066I: In a car																	
1. Not at all	55.2	52.4	57.1	60.9	-	62.0	77.4	35.0	100.0	62.7	35.4	-	-	90.0	54.4	24.6	
2. A few of the times	24.3	26.1	24.9	21.6	100.0	18.3	18.6	33.2	-	21.1	25.7	-	-	6.3	27.4	26.5	
3. Some of the times	13.2	14.9	12.3	12.1	-	15.4	-	21.0	-	12.2	22.3	-	-	-	13.9	22.8	
4. Most of the times	3.8	1.4	4.7	1.8	-	-	4.0	5.3	-	3.2	4.1	-	-	-	3.2	10.3	
5. Every time	3.5	5.1	1.1	3.6	-	4.3	-	5.4	-	0.8	12.5	-	-	3.7	1.0	15.8	
<i>Item 3830 Subject A05c</i>	<i>N†</i>	111	48	55	84	2	13	25	60	13	76	20	-	-	16	80	16
B067: How many of the times when you used tranquilizers during the last year did you use them along with each of the following drugs—that is, so that their effects overlapped?																	
B067A: With alcohol																	
1. Not at all	49.1	42.4	55.4	50.1	-	50.0	71.5	33.6	77.8	49.0	37.4	-	-	89.6	44.3	33.1	
2. A few of the times	15.3	22.0	8.5	17.5	-	11.3	8.0	19.4	14.6	13.3	17.1	-	-	-	17.4	19.6	
3. Some of the times	16.5	19.9	14.4	14.7	-	23.5	3.0	24.0	-	15.3	33.9	-	-	-	16.3	33.8	
4. Most of the times	9.9	5.9	13.1	9.0	100.0	9.0	15.6	9.8	-	11.6	5.1	-	-	-	12.6	6.0	
5. Every time	9.3	9.8	8.6	8.7	-	6.2	2.0	13.3	7.5	10.8	6.6	-	-	10.4	9.4	7.6	
<i>Item 3840 Subject A01h</i>	<i>N†</i>	111	48	55	84	2	13	25	60	13	76	20	-	-	15	80	16
B067B: With marijuana																	
1. Not at all	41.8	36.2	46.9	40.6	-	38.9	38.5	38.1	69.3	43.2	35.9	-	-	93.4	35.1	24.8	
2. A few of the times	17.3	16.5	17.7	19.9	-	24.9	35.9	10.8	3.1	18.7	12.5	-	-	6.6	21.9	5.1	
3. Some of the times	18.7	21.5	16.6	17.4	-	18.1	7.5	24.7	13.7	16.7	27.3	-	-	-	17.6	43.0	
4. Most of the times	9.7	9.0	9.9	9.7	54.9	12.7	9.2	9.9	6.4	9.3	4.7	-	-	-	12.3	6.0	
5. Every time	12.4	16.8	8.9	12.5	45.1	5.3	9.0	16.5	7.5	12.0	19.6	-	-	-	13.1	21.2	
<i>Item 3850 Subject A01h</i>	<i>N†</i>	110	47	55	83	2	13	25	59	13	75	20	-	-	15	79	16

†=excludes respondents for whom question was inappropriate.

MONITORING THE FUTURE

QUESTIONNAIRE FORM 1 2005	TOTAL	SEX		RACE		REGION				COLLEGE PLANS?		ILLICIT DRUG USE: LIFETIME					
		M	F	White	Black	NE	NC	S	W	Yes	No	None	Mari- juana Only	Few Pills	More Pills	Any Her- oin	
<i>N (Weighted No. of Cases):</i>	2580	1124	1232	1557	236	515	628	912	524	1825	419	1226	618	216	357	36	
<i>% of Weighted Total:</i>	100.0	43.6	47.7	60.3	9.1	20.0	24.4	35.4	20.3	70.7	16.2	47.5	24.0	8.4	13.8	1.4	
B067C: With LSD																	
1. Not at all	94.0	93.6	95.0	95.8	100.0	100.0	98.6	89.3	100.0	98.8	76.1	-	-	100.0	98.5	66.5	
2. A few of the times	2.6	6.4	-	3.5	-	-	1.4	4.4	-	0.5	12.5	-	-	-	0.5	15.8	
3. Some of the times	3.3	-	5.0	0.6	-	-	-	6.3	-	0.7	11.4	-	-	-	1.0	17.7	
4. Most of the times	-	-	-	-	-	-	-	-	-	-	-	-	-	-	-	-	
5. Every time	-	-	-	-	-	-	-	-	-	-	-	-	-	-	-	-	
<i>Item 3860 Subject A01h</i>	<i>N†</i>	107	44	55	80	2	13	25	56	13	72	20	-	-	15	76	16
B067D: With hallucinogens other than LSD																	
1. Not at all	83.9	78.0	90.3	88.1	54.9	94.7	98.6	72.8	93.4	94.3	44.3	-	-	100.0	89.8	39.3	
2. A few of the times	8.9	16.4	3.3	8.2	-	5.3	1.4	13.6	6.6	5.0	28.0	-	-	-	8.2	21.3	
3. Some of the times	7.2	5.5	6.4	3.7	45.1	-	-	13.7	-	0.7	27.7	-	-	-	2.0	39.4	
4. Most of the times	-	-	-	-	-	-	-	-	-	-	-	-	-	-	-	-	
5. Every time	-	-	-	-	-	-	-	-	-	-	-	-	-	-	-	-	
<i>Item 3870 Subject A01h</i>	<i>N†</i>	108	45	55	81	2	13	25	57	13	72	20	-	-	15	77	16
B067E: With amphetamines																	
1. Not at all	83.6	84.6	82.4	84.9	54.9	84.9	96.6	76.4	88.1	88.6	57.8	-	-	100.0	86.9	51.4	
2. A few of the times	10.0	14.2	7.7	10.5	45.1	15.1	1.4	12.1	11.9	6.3	30.8	-	-	-	8.9	25.0	
3. Some of the times	5.1	1.1	9.0	4.0	-	-	2.0	8.9	-	4.4	11.4	-	-	-	4.2	14.5	
4. Most of the times	1.3	-	0.9	0.6	-	-	-	2.6	-	0.7	-	-	-	-	-	9.2	
5. Every time	-	-	-	-	-	-	-	-	-	-	-	-	-	-	-	-	
<i>Item 3880 Subject A01h</i>	<i>N†</i>	107	45	55	81	2	13	25	56	13	72	20	-	-	15	76	16
B067F: With quaaludes																	
1. Not at all	95.8	98.1	93.4	97.3	100.0	100.0	100.0	92.0	100.0	99.3	79.8	-	-	100.0	98.9	77.1	
2. A few of the times	1.6	1.9	1.5	2.0	-	-	-	3.0	-	-	8.5	-	-	-	1.1	5.2	
3. Some of the times	2.6	-	5.1	0.6	-	-	-	5.0	-	0.7	11.7	-	-	-	-	17.7	
4. Most of the times	-	-	-	-	-	-	-	-	-	-	-	-	-	-	-	-	
5. Every time	-	-	-	-	-	-	-	-	-	-	-	-	-	-	-	-	
<i>Item 3890 Subject A01h</i>	<i>N†</i>	105	44	54	80	2	13	24	55	12	72	19	-	-	15	74	16
B067G: With barbiturates																	
1. Not at all	92.4	96.9	90.2	96.0	100.0	100.0	100.0	86.2	96.6	96.4	85.8	-	-	100.0	94.1	76.4	
2. A few of the times	3.0	3.1	3.4	3.3	-	-	-	5.8	-	1.9	2.8	-	-	-	3.6	3.2	
3. Some of the times	4.6	-	6.4	0.6	-	-	-	8.0	3.4	1.8	11.4	-	-	-	2.2	20.4	
4. Most of the times	-	-	-	-	-	-	-	-	-	-	-	-	-	-	-	-	
5. Every time	-	-	-	-	-	-	-	-	-	-	-	-	-	-	-	-	
<i>Item 3900 Subject A01h</i>	<i>N†</i>	106	44	55	80	2	13	25	56	13	72	20	-	-	15	75	16
B068: What have been the most important reasons for your taking tranquilizers without a doctor's orders? (Mark all that apply.)																	
A. To experiment—to see what it's like	43.3	45.6	45.3	49.3	100.0	37.5	42.6	46.2	36.9	41.5	34.0	-	-	17.0	48.3	36.6	
B. To relax or relieve tension	68.1	53.7	84.4	67.4	45.1	66.8	74.8	70.2	48.2	67.7	67.6	-	-	23.8	77.9	49.4	
C. To feel good or get high	54.5	59.0	51.5	56.4	100.0	56.1	26.4	64.9	47.9	52.1	51.4	-	-	5.4	61.3	54.1	
D. To seek deeper insights and understanding	8.9	8.4	9.8	10.1	45.1	-	1.8	12.7	12.1	6.9	6.3	-	-	-	12.0	-	
E. To have a good time with my friends	33.6	35.9	26.5	29.5	100.0	24.1	24.5	38.7	34.4	26.8	32.0	-	-	6.8	36.1	39.5	
F. To fit in with a group I like	0.3	0.8	-	0.4	-	-	1.8	-	-	0.5	-	-	-	-	0.5	-	
G. To get away from my problems or troubles	28.5	13.4	43.6	24.0	45.1	47.8	30.4	28.0	6.8	26.8	33.0	-	-	-	34.1	20.4	
H. Because of boredom, nothing else to do	27.0	27.6	26.5	29.3	45.1	39.7	13.1	34.4	-	21.6	25.4	-	-	-	31.8	21.7	
I. Because of anger or frustration	23.9	22.4	25.8	25.8	45.1	30.3	17.8	28.7	3.6	23.0	21.9	-	-	-	30.8	6.0	
J. To get through the day	15.6	7.7	22.4	12.9	45.1	13.1	17.4	18.1	3.6	11.5	19.5	-	-	-	16.8	20.4	
K. To increase the effects of some other drug(s)	14.5	18.6	9.9	13.1	45.1	14.5	9.3	16.7	12.1	17.2	6.3	-	-	-	18.2	6.0	
L. To decrease (offset) the effects of some other drug(s)	4.5	0.8	8.5	4.7	-	1.8	1.8	5.4	7.1	4.9	6.0	-	-	-	6.0	-	
M. To get to sleep	38.9	31.5	45.8	42.4	45.1	46.2	17.4	41.7	51.8	40.8	27.1	-	-	-	46.8	25.8	
N. To relieve physical pain	45.4	36.5	47.9	48.3	45.1	26.9	65.2	44.0	40.4	48.2	29.3	-	-	70.7	46.9	20.6	
O. Because I am "hooked"—I have to have them	1.2	0.8	-	0.4	-	-	1.8	1.6	-	0.5	-	-	-	-	0.5	6.0	
<i>Item 3910-4040 Subject A06a</i>	<i>N†</i>	104	47	51	80	2	13	20	59	12	73	18	-	-	11	78	16

†=excludes respondents for whom question was inappropriate.

DESCRIPTIVE RESULTS: 2005

79

QUESTIONNAIRE FORM 1 2005	TOTAL	SEX		RACE		REGION				COLLEGE PLANS?		ILLICIT DRUG USE: LIFETIME					
		M	F	White	Black	NE	NC	S	W	Yes	No	None	Mari- juana Only	Few Pills	More Pills	Any Her- oin	
<i>N (Weighted No. of Cases):</i>	2580	1124	1232	1557	236	515	628	912	524	1825	419	1226	618	216	357	36	
<i>% of Weighted Total:</i>	100.0	43.6	47.7	60.3	9.1	20.0	24.4	35.4	20.3	70.7	16.2	47.5	24.0	8.4	13.8	1.4	
B069: When you take tranquilizers, how high do you usually get?																	
1. Not at all high	10.4	12.6	9.8	11.3	-	17.6	14.9	8.2	3.7	10.4	4.4	-	-	20.2	9.1	5.1	
2. A little high	18.2	24.7	11.0	19.9	-	16.7	13.8	13.3	54.2	20.1	20.3	-	-	14.1	18.6	21.0	
3. Moderately high	37.1	44.0	28.1	34.6	54.9	27.2	29.5	45.6	21.7	34.0	36.9	-	-	12.2	40.3	45.8	
4. Very high	21.8	15.5	29.5	20.8	45.1	20.3	16.2	26.4	12.5	17.9	38.3	-	-	10.1	23.5	25.2	
5. I don't take them to get high	12.5	3.3	21.6	13.5	-	18.2	25.5	6.5	7.9	17.6	-	-	-	43.4	8.6	2.9	
<i>Item 4050 Subject A01e</i>	<i>N†</i>	110	48	54	84	2	13	25	59	12	76	19	-	-	15	79	16
B070: When you take tranquilizers, how long do you usually stay high?																	
1. Usually don't get high	21.0	14.3	27.5	22.7	-	23.4	40.4	14.3	10.8	24.5	4.2	-	-	60.3	15.6	8.0	
2. One to two hours	25.3	33.3	19.2	26.3	54.9	31.1	25.3	17.3	57.3	27.8	20.9	-	-	20.7	28.2	15.8	
3. Three to six hours	40.7	45.5	32.9	38.3	-	39.5	28.3	50.4	21.2	39.6	47.3	-	-	5.6	45.3	52.4	
4. Seven to 24 hours	11.9	6.8	18.1	12.1	-	6.0	6.0	15.9	10.7	7.6	23.8	-	-	13.5	9.3	23.7	
5. More than 24 hours	1.1	-	2.3	0.5	45.1	-	-	2.1	-	0.6	3.9	-	-	-	1.6	-	
<i>Item 4060 Subject A01f</i>	<i>N†</i>	110	48	54	84	2	12	25	59	13	75	20	-	-	15	78	16
B071: What tranquilizers have you taken during the last year without a doctor's orders? (Mark all that apply.)																	
A. Librium	5.0	4.8	3.3	6.2	-	-	7.9	2.8	15.1	4.7	10.4	-	-	-	5.8	4.1	
B. Valium	68.3	68.4	70.4	76.2	45.1	50.4	78.2	70.3	60.3	70.3	60.4	-	-	50.1	72.7	60.9	
C. Xanax	50.8	50.6	53.5	57.2	100.0	67.9	32.3	61.2	16.1	52.6	38.0	-	-	17.0	57.5	41.5	
D. Equanil	0.8	1.7	-	1.0	-	6.3	-	-	-	1.1	-	-	-	-	-	5.1	
E. Meproamate	2.8	1.7	1.7	2.6	-	-	3.9	-	16.8	2.9	4.9	-	-	-	3.7	-	
F. Serax	1.3	1.7	1.0	1.7	-	-	-	2.2	-	1.8	-	-	-	-	-	8.4	
G. Atarax	7.3	4.6	10.9	6.9	-	5.7	3.9	10.4	-	7.5	12.9	-	-	-	6.3	17.7	
H. Tranxene	1.9	4.1	-	2.5	-	-	-	2.3	5.1	-	3.7	-	-	-	1.7	4.1	
I. Vistaril	4.8	2.8	5.5	2.3	-	-	6.2	6.3	-	2.5	12.9	-	-	-	1.7	23.6	
J. Other	30.3	28.8	30.8	27.0	45.1	27.6	33.6	33.3	13.6	30.0	33.2	-	-	32.8	29.6	33.2	
K. Don't know the names of some tranquilizers I have used	28.2	30.8	27.0	25.8	-	30.1	19.3	29.6	34.4	25.6	33.5	-	-	18.6	23.7	55.2	
<i>Item 4070-4160 Subject A01l</i>	<i>N†</i>	105	48	50	79	2	13	21	59	13	72	18	-	-	11	79	16
B072: Have you ever tried to stop using tranquilizers and found that you couldn't stop?																	
1. Yes	3.0	-	4.4	-	45.1	8.4	-	3.8	-	1.5	6.6	-	-	-	3.1	6.0	
2. No	97.0	100.0	95.6	100.0	54.9	91.6	100.0	96.2	100.0	98.5	93.4	-	-	100.0	96.9	94.0	
<i>Item 4170 Subject A01i</i>	<i>N†</i>	111	48	55	84	2	13	25	59	13	76	20	-	-	15	80	16
B073: Do you think you will be using tranquilizers without a doctor's orders five years from now?																	
1. I definitely will	1.0	1.0	0.6	0.6	1.4	0.8	1.4	1.3	0.1	0.3	2.6	0.6	0.6	-	2.9	3.0	
2. I probably will	1.5	1.9	1.3	1.5	2.1	0.4	1.1	2.7	0.9	1.5	1.8	0.5	0.4	0.7	7.7	3.8	
3. I probably will not	14.5	12.9	16.3	14.8	10.2	13.6	14.3	12.9	18.5	14.6	15.0	9.3	11.5	18.8	35.5	49.2	
4. I definitely will not	83.0	84.2	81.8	83.1	86.3	85.1	83.2	83.1	80.5	83.6	80.6	89.6	87.5	80.5	53.9	44.0	
<i>Item 4180 Subject A04a</i>	<i>N</i>	2301	1052	1174	1473	214	435	572	812	482	1740	401	1170	572	197	304	31
The next questions are about the use of different forms of cocaine, such as "crack," powder, freebase, or coca paste.																	
B074: Have you ever taken cocaine in "crack" form or in any other freebase form—that is, where you inhaled the fumes from smoking, heating, or burning it?																	
1. No—GO TO Q.B076	96.5	96.1	97.0	96.0	99.3	96.6	97.1	96.1	96.2	97.3	93.0	100.0	100.0	95.1	84.2	32.7	
2. Yes	3.5	3.9	3.0	4.0	0.7	3.4	2.9	3.9	3.8	2.7	7.0	-	-	4.9	15.8	67.3	
<i>Item 22250 Subject A01a</i>	<i>N</i>	2352	1086	1189	1519	218	457	582	823	489	1775	403	1183	590	206	316	32
B075: On how many occasions (if any) have you taken "crack" (cocaine in chunk or rock form) . . .																	

†=excludes respondents for whom question was inappropriate.

MONITORING THE FUTURE

QUESTIONNAIRE FORM 1 2005	TOTAL	SEX		RACE		REGION				COLLEGE PLANS?		ILLICIT DRUG USE: LIFETIME				
		M	F	White	Black	NE	NC	S	W	Yes	No	None	Mari- juana Only	Few Pills	More Pills	Any Her- oin
<i>N (Weighted No. of Cases):</i>	2580	1124	1232	1557	236	515	628	912	524	1825	419	1226	618	216	357	36
<i>% of Weighted Total:</i>	100.0	43.6	47.7	60.3	9.1	20.0	24.4	35.4	20.3	70.7	16.2	47.5	24.0	8.4	13.8	1.4
B075A: . . . in your lifetime?																
1. 0 occasions—incl. (1) in Q.B074	97.0	96.8	97.4	96.6	100.0	96.6	97.3	97.0	97.3	97.6	94.3	100.0	100.0	98.1	85.9	35.3
2. 1-2	1.5	1.7	1.4	1.9	-	2.8	0.9	1.5	0.9	1.1	3.5	-	-	1.9	6.5	34.9
3. 3-5	0.6	0.5	0.5	0.4	-	-	0.9	0.1	1.4	0.6	0.8	-	-	-	4.1	-
4. 6-9	0.4	0.5	0.3	0.6	-	0.3	0.1	0.9	-	0.3	0.5	-	-	-	1.4	15.1
5. 10-19	0.1	0.1	0.1	0.1	-	0.2	0.2	-	-	0.1	-	-	-	-	0.5	-
6. 20-39	0.1	0.1	*	*	-	-	0.1	0.1	0.2	*	0.1	-	-	-	0.5	1.5
7. 40 or more	0.3	0.4	0.3	0.3	-	0.2	0.5	0.4	0.2	0.2	0.8	-	-	-	1.1	13.2
<i>Item 22260 Subject A01a</i>	<i>N</i> 2350	1084	1189	1519	218	457	582	823	488	1773	403	1182	590	206	315	32
B075B: . . . during the last 12 months?																
1. 0 occasions occasions—incl. (1) in Q.B074	98.4	98.0	98.8	98.2	100.0	98.5	98.1	98.4	98.5	98.7	96.8	100.0	100.0	99.2	92.6	57.0
2. 1-2	0.9	1.1	0.7	1.0	-	1.0	0.7	0.8	1.1	0.6	2.2	-	-	0.8	3.5	23.2
3. 3-5	0.3	0.3	0.2	0.2	-	0.2	0.6	0.1	0.2	0.3	0.2	-	-	-	1.9	1.6
4. 6-9	0.2	0.2	0.1	0.2	-	0.2	0.1	0.3	0.2	0.1	-	-	-	-	0.7	6.5
5. 10-19	0.2	0.3	0.1	0.3	-	-	0.3	0.3	-	0.1	0.8	-	-	-	0.5	7.6
6. 20-39	*	0.1	-	-	-	-	-	0.1	-	*	-	-	-	-	0.2	-
7. 40 or more	0.1	0.1	0.2	0.1	-	0.2	0.2	0.1	-	0.2	-	-	-	-	0.5	4.0
<i>Item 22270 Subject A01b</i>	<i>N</i> 2349	1083	1190	1517	218	456	582	823	488	1773	403	1182	590	204	315	32
B075C: . . . during the last 30 days?																
1. 0 occasions occasions—incl. (1) in Q.B074	99.2	99.1	99.6	99.1	100.0	99.2	99.0	99.3	99.5	99.3	99.0	100.0	100.0	99.2	96.5	83.4
2. 1-2	0.5	0.8	0.1	0.7	-	0.6	0.3	0.7	0.3	0.3	1.0	-	-	0.8	1.8	12.6
3. 3-5	0.1	0.1	0.1	0.2	-	0.2	0.3	-	0.2	0.2	-	-	-	-	0.9	2.5
4. 6-9	*	-	0.1	0.1	-	-	0.2	-	-	0.1	-	-	-	-	0.3	-
5. 10-19	-	-	-	-	-	-	-	-	-	-	-	-	-	-	-	-
6. 20-39	0.1	-	0.1	-	-	-	0.2	-	-	0.1	-	-	-	-	0.5	-
7. 40 or more	*	-	*	*	-	-	-	0.1	-	*	-	-	-	-	-	1.6
<i>Item 22280 Subject A01c</i>	<i>N</i> 2349	1083	1190	1517	218	456	582	823	488	1773	403	1182	590	204	315	32
B076: On how many occasions (if any) have you taken cocaine in any other form . . .																
B076A: . . . in your lifetime?																
1. 0 occasions	92.9	91.8	94.0	91.8	97.7	93.4	93.9	91.9	93.1	94.3	88.5	100.0	100.0	87.9	65.0	16.7
2. 1-2	3.3	4.4	2.5	3.8	1.5	2.5	3.0	3.5	4.1	2.7	6.1	-	-	12.1	13.6	28.6
3. 3-5	0.8	0.7	0.7	1.1	0.4	1.3	0.8	0.3	1.0	0.7	0.5	-	-	-	5.5	2.2
4. 6-9	0.9	0.7	1.1	0.8	0.4	0.9	0.7	0.8	1.1	0.5	2.3	-	-	-	4.6	16.6
5. 10-9	0.8	1.1	0.5	1.2	-	0.5	0.5	1.4	0.4	0.8	1.0	-	-	-	5.0	9.1
6. 20-39	0.4	0.3	0.4	0.4	-	0.7	0.3	0.4	0.1	0.3	0.1	-	-	-	2.5	3.7
7. 40 or more	0.9	0.9	0.8	0.9	-	0.6	0.7	1.5	0.2	0.8	1.4	-	-	-	3.8	23.2
<i>Item 22320 Subject A01a</i>	<i>N</i> 2336	1076	1183	1505	215	453	583	813	487	1763	401	1184	578	205	314	36
B076B: . . . during the last 12 months?																
1. 0 occasions	95.5	94.6	96.3	95.0	98.6	96.4	95.8	94.7	95.4	96.5	92.4	100.0	100.0	96.0	75.5	42.5
2. 1-2	1.9	2.4	1.4	2.0	0.9	1.4	1.7	1.8	2.6	1.5	3.4	-	-	4.0	10.0	11.2
3. 3-5	0.7	0.9	0.5	0.9	-	0.3	1.3	0.4	0.9	0.4	1.3	-	-	-	4.4	8.2
4. 6-9	0.6	0.6	0.6	0.6	0.4	1.0	0.3	0.6	0.5	0.3	1.7	-	-	-	2.7	14.6
5. 10-19	0.6	0.7	0.6	0.8	-	0.6	0.4	0.9	0.6	0.6	0.1	-	-	-	4.5	2.3
6. 20-39	0.3	0.3	0.3	0.3	-	0.2	0.2	0.5	-	0.3	0.1	-	-	-	1.1	7.1
7. 40 or more	0.5	0.6	0.3	0.4	-	0.1	0.3	1.0	-	0.4	0.8	-	-	-	1.8	14.2
<i>Item 22330 Subject A01b</i>	<i>N</i> 2334	1074	1184	1502	215	451	583	813	486	1761	402	1184	578	202	314	36
B076C: . . . during the last 30 days?																
1. 0 occasions	97.8	97.5	98.3	97.7	100.0	98.0	98.2	97.2	98.3	98.4	96.4	100.0	100.0	99.5	88.0	66.3
2. 1-2	1.3	1.5	1.0	1.5	-	1.2	0.4	1.7	1.5	1.0	1.8	-	-	0.5	8.2	8.1
3. 3-5	0.5	0.7	0.1	0.6	-	0.8	0.8	0.2	0.2	0.3	0.4	-	-	-	2.4	9.2
4. 6-9	0.1	*	0.3	0.1	-	-	0.1	0.3	-	*	0.7	-	-	-	0.4	6.2
5. 10-19	0.2	0.3	0.1	0.1	-	-	0.2	0.5	-	0.1	0.6	-	-	-	0.5	8.8
6. 20-39	*	*	-	*	-	-	0.1	-	-	*	-	-	-	-	0.1	-
7. 40 or more	0.1	-	0.2	*	-	-	0.2	0.1	-	0.1	-	-	-	-	0.5	1.4
<i>Item 22340 Subject A01c</i>	<i>N</i> 2332	1073	1182	1501	215	451	583	813	486	1761	400	1184	578	202	313	36
IF YOU HAVE NOT TAKEN ANY COCAINE (POWDER, CRACK, FREEBASE, ETC.) IN THE LAST TWELVE MONTHS, GO TO Q.B085.																

* = less than .05 percent.

DESCRIPTIVE RESULTS: 2005

81

QUESTIONNAIRE FORM 1 2005	TOTAL	SEX		RACE		REGION				COLLEGE PLANS?		ILLICIT DRUG USE: LIFETIME					
		M	F	White	Black	NE	NC	S	W	Yes	No	None	Mari- juana Only	Few Pills	More Pills	Any Her- oin	
<i>N (Weighted No. of Cases):</i>	2580	1124	1232	1557	236	515	628	912	524	1825	419	1226	618	216	357	36	
<i>% of Weighted Total:</i>	100.0	43.6	47.7	60.3	9.1	20.0	24.4	35.4	20.3	70.7	16.2	47.5	24.0	8.4	13.8	1.4	
B077: When you used cocaine during the last year, how often did you use it in each of the following situations?																	
B077A: When you were alone																	
1. Not at all	59.4	66.0	49.5	62.6	68.1	67.9	69.1	40.6	81.0	59.2	50.8	-	-	100.0	63.3	14.1	
2. A few of the times	11.1	7.7	15.1	11.8	-	4.3	10.0	13.2	12.8	8.9	17.6	-	-	-	12.2	15.0	
3. Some of the times	20.1	18.2	23.1	14.4	-	18.7	16.0	29.6	6.3	19.8	24.2	-	-	-	17.6	44.8	
4. Most of the times	6.3	2.9	11.3	6.8	31.9	9.1	5.0	9.2	-	10.4	-	-	-	-	6.9	8.5	
5. Every time	3.1	5.1	1.0	4.3	-	-	-	7.4	-	1.7	7.4	-	-	-	-	17.5	
<i>Item 4190 Subject A05a</i>	<i>N†</i>	118	62	50	85	3	17	27	50	25	72	33	-	-	15	82	21
B077B: With just 1 or 2 other people																	
1. Not at all	17.9	26.6	6.2	16.2	-	5.4	32.1	10.0	26.5	17.1	19.1	-	-	58.8	11.9	11.8	
2. A few of the times	23.2	23.6	22.7	30.3	26.1	25.0	24.8	17.9	30.5	18.7	30.1	-	-	26.2	23.3	20.3	
3. Some of the times	24.3	19.9	29.3	20.5	-	25.8	17.2	31.6	16.4	29.2	15.8	-	-	-	29.4	21.6	
4. Most of the times	17.1	12.8	23.8	13.2	31.9	17.3	7.4	24.9	11.8	11.9	29.1	-	-	-	16.5	32.1	
5. Every time	17.6	17.1	18.0	19.8	42.0	26.5	18.4	15.6	14.8	23.2	5.8	-	-	14.9	18.9	14.2	
<i>Item 4200 Subject A05b</i>	<i>N†</i>	119	63	50	85	3	17	27	50	26	73	33	-	-	15	83	21
B077C: At a party																	
1. Not at all	37.8	42.7	32.6	38.7	58.0	35.9	36.1	35.1	46.6	34.5	39.9	-	-	44.7	39.4	26.9	
2. A few of the times	16.0	10.6	24.6	19.2	-	16.7	20.4	14.2	14.4	20.1	13.5	-	-	25.0	14.1	17.9	
3. Some of the times	25.3	25.5	24.9	21.8	-	22.3	18.5	29.3	26.5	29.4	20.1	-	-	14.1	25.5	31.5	
4. Most of the times	11.7	10.3	9.7	9.1	-	13.4	13.5	14.2	3.4	8.3	15.7	-	-	-	13.3	12.9	
5. Every time	9.2	11.0	8.2	11.2	42.0	11.7	11.6	7.3	9.1	7.7	10.8	-	-	16.2	7.8	10.7	
<i>Item 4210 Subject A05c</i>	<i>N†</i>	117	61	50	85	3	17	27	50	23	70	33	-	-	13	83	21
B077D: When your date or spouse was present																	
1. Not at all	63.3	69.2	57.9	68.8	68.1	79.0	62.8	48.4	84.7	63.8	56.6	-	-	85.3	65.0	43.0	
2. A few of the times	9.2	8.4	9.1	11.3	-	6.6	9.1	14.3	-	9.6	8.7	-	-	-	9.8	12.4	
3. Some of the times	13.4	13.3	12.9	7.2	31.9	14.3	9.4	21.3	-	12.3	17.9	-	-	-	9.9	35.0	
4. Most of the times	7.7	4.2	12.6	6.3	-	-	4.0	13.8	3.7	6.2	13.7	-	-	-	9.0	7.2	
5. Every time	6.5	4.9	7.5	6.3	-	-	14.6	2.2	11.7	8.0	3.1	-	-	14.7	6.2	2.4	
<i>Item 4220 Subject A05b</i>	<i>N†</i>	114	60	49	84	3	16	24	50	23	70	32	-	-	13	80	21
B077E: When people over age 30 were present																	
1. Not at all	71.6	70.8	76.1	77.4	68.1	80.9	67.3	63.3	87.2	71.4	70.8	-	-	96.2	71.7	55.5	
2. A few of the times	13.1	12.7	10.0	9.2	31.9	9.5	9.5	16.4	12.8	12.2	13.0	-	-	3.8	11.6	24.4	
3. Some of the times	12.6	13.6	12.9	11.5	-	9.6	19.5	15.8	-	14.6	13.2	-	-	-	14.5	13.2	
4. Most of the times	1.5	1.2	-	-	-	-	-	3.5	-	1.1	-	-	-	-	0.9	4.5	
5. Every time	1.3	1.6	1.1	1.8	-	-	3.7	1.0	-	0.7	3.1	-	-	-	1.2	2.4	
<i>Item 4230 Subject A05b</i>	<i>N†</i>	115	61	48	84	3	16	27	48	23	70	32	-	-	13	81	21
B077F: During the daytime (before 4:00 p.m.)																	
1. Not at all	45.0	52.0	35.8	48.9	42.0	39.9	51.7	33.9	64.7	43.9	48.1	-	-	95.7	41.8	26.0	
2. A few of the times	19.4	16.1	24.0	19.4	58.0	10.8	20.1	16.9	30.1	21.9	10.4	-	-	4.3	25.1	6.4	
3. Some of the times	24.7	24.3	25.7	22.5	-	36.8	23.5	30.3	5.3	22.9	32.6	-	-	-	20.9	55.1	
4. Most of the times	7.7	3.0	12.6	4.8	-	12.5	1.3	13.2	-	7.9	7.6	-	-	-	9.8	4.5	
5. Every time	3.2	4.6	1.9	4.4	-	-	3.3	5.7	-	3.4	1.4	-	-	-	2.5	8.1	
<i>Item 4240 Subject A05c</i>	<i>N†</i>	117	61	50	85	3	17	27	50	23	70	33	-	-	13	83	21
B077G: At your home (or apartment or dorm)																	
1. Not at all	53.0	63.9	39.8	54.3	68.1	49.3	61.5	39.2	75.3	48.4	53.2	-	-	95.7	52.6	27.8	
2. A few of the times	10.6	8.6	14.2	10.5	-	4.3	5.0	12.2	17.8	9.7	16.3	-	-	4.3	11.5	10.9	
3. Some of the times	26.1	22.5	29.9	22.2	31.9	44.0	20.7	32.1	6.8	30.6	22.6	-	-	-	24.5	48.8	
4. Most of the times	9.3	3.9	15.1	11.6	-	2.4	12.8	14.1	-	9.6	7.9	-	-	-	11.4	6.9	
5. Every time	1.0	1.1	1.0	1.4	-	-	-	2.4	-	1.7	-	-	-	-	-	5.7	
<i>Item 4250 Subject A05c</i>	<i>N†</i>	117	61	50	85	3	17	27	50	23	70	33	-	-	13	83	21

†=excludes respondents for whom question was inappropriate.

MONITORING THE FUTURE

QUESTIONNAIRE FORM 1 2005	TOTAL	SEX		RACE		REGION				COLLEGE PLANS?		ILLICIT DRUG USE: LIFETIME					
		M	F	White	Black	NE	NC	S	W	Yes	No	None	Mari- juana Only	Few Pills	More Pills	Any Her- oin	
<i>N (Weighted No. of Cases):</i>	2580	1124	1232	1557	236	515	628	912	524	1825	419	1226	618	216	357	36	
<i>% of Weighted Total:</i>	100.0	43.6	47.7	60.3	9.1	20.0	24.4	35.4	20.3	70.7	16.2	47.5	24.0	8.4	13.8	1.4	
B077H: At school																	
1. Not at all	77.4	81.1	71.6	81.5	68.1	82.8	93.3	68.9	73.2	76.7	75.5	-	-	100.0	75.7	69.7	
2. A few of the times	13.6	11.7	17.6	12.4	31.9	8.5	1.3	17.4	23.4	14.8	13.4	-	-	-	15.8	13.5	
3. Some of the times	6.8	5.0	8.3	4.0	-	4.4	3.2	11.3	3.4	4.9	11.1	-	-	-	6.0	14.4	
4. Most of the times	1.7	2.1	1.5	1.5	-	4.3	2.2	1.5	-	2.9	-	-	-	-	2.4	-	
5. Every time	0.4	-	1.0	0.6	-	-	-	1.0	-	0.7	-	-	-	-	-	2.4	
<i>Item 4260 Subject A05c</i>	<i>N†</i>	117	61	50	85	3	17	27	50	23	70	33	-	-	13	83	21
B077I: In a car																	
1. Not at all	45.5	48.7	41.6	44.4	68.1	53.2	62.5	29.4	55.1	48.7	38.4	-	-	89.0	44.6	21.8	
2. A few of the times	19.0	19.6	18.3	20.3	-	17.7	23.2	14.8	24.1	13.6	28.5	-	-	8.9	21.4	16.0	
3. Some of the times	20.2	19.0	20.6	19.3	-	14.1	10.5	30.5	13.4	22.0	17.3	-	-	-	20.6	31.2	
4. Most of the times	10.3	4.0	18.5	9.6	31.9	15.0	3.7	14.2	6.3	11.0	8.4	-	-	-	10.3	16.8	
5. Every time	5.0	8.7	1.0	6.4	-	-	-	11.1	1.2	4.7	7.4	-	-	2.1	3.1	14.3	
<i>Item 4280 Subject A05c</i>	<i>N†</i>	117	61	50	85	3	17	27	50	23	70	33	-	-	13	83	21
B078: How many of the times when you used cocaine during the last year did you use it along with each of the following drugs—that is, so that their effects overlapped?																	
B078A: With alcohol																	
1. Not at all	31.3	36.4	25.7	34.8	-	30.9	44.3	29.8	20.5	27.2	39.5	-	-	47.5	29.3	28.9	
2. A few of the times	25.9	26.0	26.6	28.4	-	28.7	29.1	14.2	44.6	23.8	24.2	-	-	18.9	29.6	15.9	
3. Some of the times	24.9	16.5	33.7	20.4	-	21.8	16.6	33.8	17.6	24.3	32.6	-	-	14.1	24.3	34.0	
4. Most of the times	7.8	7.8	6.7	6.2	43.1	7.0	2.9	8.9	11.5	10.5	2.2	-	-	12.6	6.3	10.5	
5. Every time	10.1	13.4	7.3	10.2	56.9	11.7	7.2	13.3	5.8	14.2	1.5	-	-	6.8	10.5	10.7	
<i>Item 4290 Subject A01h</i>	<i>N†</i>	115	60	50	85	2	17	26	49	23	70	33	-	-	13	81	21
B078B: With marijuana																	
1. Not at all	34.5	36.7	34.3	33.3	42.0	22.7	43.9	23.3	56.8	33.8	33.9	-	-	60.4	35.4	14.4	
2. A few of the times	24.6	18.9	32.5	30.3	-	46.4	21.5	20.2	21.7	25.4	22.8	-	-	37.5	21.5	28.5	
3. Some of the times	19.2	14.8	21.2	16.6	-	11.9	15.4	23.0	20.4	18.4	24.2	-	-	-	21.6	21.9	
4. Most of the times	7.5	7.2	6.5	4.0	31.9	7.0	5.1	12.3	-	4.4	12.5	-	-	-	5.0	21.7	
5. Every time	14.3	22.3	5.6	15.8	26.1	12.1	14.1	21.2	1.2	18.1	6.5	-	-	2.1	16.4	13.5	
<i>Item 4300 Subject A01h</i>	<i>N†</i>	114	61	50	85	3	17	24	50	23	70	32	-	-	13	80	21
B078C: With LSD																	
1. Not at all	96.0	97.2	94.3	97.4	100.0	95.5	96.2	94.2	100.0	96.9	92.7	-	-	100.0	97.9	86.1	
2. A few of the times	1.5	2.8	-	2.0	-	4.5	3.8	-	-	2.4	-	-	-	-	2.1	-	
3. Some of the times	2.0	-	4.7	-	-	-	-	4.7	-	-	7.3	-	-	-	-	11.4	
4. Most of the times	-	-	-	-	-	-	-	-	-	-	-	-	-	-	-	-	
5. Every time	0.5	-	1.0	0.6	-	-	-	1.1	-	0.7	-	-	-	-	-	2.5	
<i>Item 4310 Subject A01h</i>	<i>N†</i>	112	59	49	84	2	16	24	48	23	69	31	-	-	13	79	20
B078D: With hallucinogens other than LSD																	
1. Not at all	94.5	98.4	92.4	97.1	100.0	100.0	95.8	90.4	98.2	97.9	89.7	-	-	100.0	98.2	77.5	
2. A few of the times	1.7	1.6	2.0	2.3	-	-	4.2	2.0	-	1.4	3.1	-	-	-	1.2	4.8	
3. Some of the times	3.3	-	4.6	-	-	-	-	6.5	1.8	-	7.1	-	-	-	0.6	15.3	
4. Most of the times	-	-	-	-	-	-	-	-	-	-	-	-	-	-	-	-	
5. Every time	0.5	-	1.0	0.6	-	-	-	1.0	-	0.7	-	-	-	-	-	2.4	
<i>Item 4320 Subject A01h</i>	<i>N†</i>	111	58	50	85	2	17	22	49	23	67	32	-	-	13	77	21
B078E: With amphetamines																	
1. Not at all	82.9	95.9	68.7	84.0	100.0	82.4	90.3	76.3	89.4	83.2	80.1	-	-	100.0	85.4	62.7	
2. A few of the times	9.0	3.2	15.9	9.7	-	14.1	7.7	8.3	8.5	8.2	12.8	-	-	-	8.4	17.1	
3. Some of the times	4.8	-	11.0	3.2	-	-	-	10.1	2.2	4.6	7.1	-	-	-	3.4	13.3	
4. Most of the times	2.3	-	3.5	2.0	-	3.5	-	4.2	-	2.5	-	-	-	-	2.2	4.5	
5. Every time	0.9	0.8	1.0	1.2	-	-	2.0	1.0	-	1.4	-	-	-	-	0.6	2.4	
<i>Item 4330 Subject A01h</i>	<i>N†</i>	114	60	50	85	2	17	24	49	23	70	32	-	-	13	80	21

†=excludes respondents for whom question was inappropriate.

QUESTIONNAIRE FORM 1 2005	TOTAL	SEX		RACE		REGION				COLLEGE PLANS?		ILLICIT DRUG USE: LIFETIME					
		M	F	White	Black	NE	NC	S	W	Yes	No	None	Mari- juana Only	Few Pills	More Pills	Any Her- oin	
<i>N (Weighted No. of Cases):</i>	2580	1124	1232	1557	236	515	628	912	524	1825	419	1226	618	216	357	36	
<i>% of Weighted Total:</i>	100.0	43.6	47.7	60.3	9.1	20.0	24.4	35.4	20.3	70.7	16.2	47.5	24.0	8.4	13.8	1.4	
B078F: With quaaludes																	
1. Not at all	95.8	98.0	92.7	97.0	100.0	100.0	98.6	91.0	100.0	97.6	90.7	-	-	100.0	98.5	82.8	
2. A few of the times	1.7	2.0	1.7	2.4	-	-	1.4	3.3	-	1.7	2.4	-	-	-	1.5	3.9	
3. Some of the times	2.0	-	4.6	-	-	-	-	4.6	-	-	6.8	-	-	-	-	10.9	
4. Most of the times	-	-	-	-	-	-	-	-	-	-	-	-	-	-	-	-	
5. Every time	0.4	-	1.0	0.6	-	-	-	1.0	-	0.7	-	-	-	-	-	2.4	
<i>Item 4340 Subject A01h</i>	<i>N†</i>	114	60	49	85	2	16	26	49	23	69	33	-	-	13	80	21
B078G: With barbiturates																	
1. Not at all	95.2	99.4	91.7	97.4	100.0	95.0	98.5	91.4	100.0	96.8	92.9	-	-	100.0	97.9	82.3	
2. A few of the times	1.1	0.6	1.7	1.4	-	5.0	1.5	-	-	1.7	-	-	-	-	1.5	-	
3. Some of the times	2.4	-	5.6	0.6	-	-	-	5.7	-	0.7	7.1	-	-	-	0.6	10.9	
4. Most of the times	0.8	-	-	-	-	-	-	1.9	-	-	-	-	-	-	-	4.5	
5. Every time	0.4	-	1.0	0.6	-	-	-	1.0	-	0.7	-	-	-	-	-	2.4	
<i>Item 4350 Subject A01h</i>	<i>N†</i>	114	60	50	85	2	17	24	49	23	70	32	-	-	13	80	21
B078H: With tranquilizers																	
1. Not at all	88.1	93.4	82.8	89.9	100.0	90.7	96.2	77.8	100.0	86.6	89.7	-	-	100.0	90.9	70.3	
2. A few of the times	4.9	3.3	7.1	6.3	-	9.3	1.6	7.2	-	8.0	-	-	-	-	5.9	3.9	
3. Some of the times	3.5	-	6.0	-	-	-	-	8.0	-	1.1	7.1	-	-	-	0.9	15.3	
4. Most of the times	1.4	-	3.0	1.8	-	-	-	3.1	-	0.7	3.1	-	-	-	0.6	4.8	
5. Every time	2.2	3.3	1.0	2.0	-	-	2.2	3.9	-	3.6	-	-	-	-	1.6	5.7	
<i>Item 4360 Subject A01h</i>	<i>N†</i>	112	58	50	85	2	17	23	49	23	68	32	-	-	13	78	21
B079: What have been the most important reasons for your taking cocaine? (Mark all that apply.)																	
A. To experiment—to see what it's like	75.2	75.5	76.5	78.6	100.0	85.0	61.7	70.9	90.6	79.2	64.1	-	-	100.0	78.0	50.0	
B. To relax or relieve tension	18.7	15.5	19.2	18.6	31.9	12.9	19.8	20.9	17.2	16.5	18.8	-	-	18.0	19.1	17.6	
C. To feel good or get high	58.3	48.2	70.4	58.5	58.0	53.8	43.2	75.9	42.0	58.2	60.2	-	-	14.3	61.4	71.6	
D. To seek deeper insights and understanding	8.8	5.4	10.2	10.2	-	-	12.6	13.4	1.8	12.8	1.4	-	-	-	11.3	4.1	
E. To have a good time with my friends	43.7	31.8	56.7	48.3	31.9	41.4	37.9	45.9	46.6	49.0	31.3	-	-	38.7	48.3	28.8	
F. To fit in with a group I like	7.1	1.4	14.5	6.9	-	-	5.8	9.8	7.6	7.4	8.2	-	-	24.5	3.4	11.4	
G. To get away from my problems or troubles	14.6	6.1	20.9	14.3	-	13.6	17.7	18.3	5.1	16.3	10.8	-	-	8.5	14.0	20.1	
H. Because of boredom, nothing else to do	24.1	12.9	36.0	23.4	-	10.4	18.9	36.9	12.9	20.2	34.8	-	-	-	24.9	34.6	
I. Because of anger or frustration	13.9	7.0	20.0	13.5	-	18.9	13.5	16.7	6.0	13.8	13.0	-	-	-	15.1	17.6	
J. To get through the day	10.9	3.4	18.3	10.6	-	18.9	2.1	15.9	5.1	12.3	5.5	-	-	-	12.2	12.6	
K. To increase the effects of some other drug(s)	11.9	8.9	12.7	12.0	-	15.7	16.1	13.8	1.8	12.1	12.9	-	-	-	14.8	7.4	
L. To decrease (offset) the effects of some other drug(s)	2.3	1.7	3.3	1.2	-	-	2.1	2.6	3.5	0.7	6.1	-	-	-	3.3	-	
M. To stay awake	30.1	12.0	51.9	36.2	-	30.3	37.8	38.5	6.7	38.1	19.6	-	-	-	33.5	34.5	
N. To get more energy	32.7	15.6	52.5	35.8	31.9	44.8	26.7	40.8	15.4	45.4	11.7	-	-	-	39.5	25.4	
O. Because I am "hooked"—I have to have it	4.9	3.3	7.1	5.4	-	13.5	4.2	4.9	-	7.1	1.4	-	-	-	6.8	-	
<i>Item 4370-4510 Subject A06a</i>	<i>N†</i>	109	57	48	80	3	15	23	46	24	68	33	-	-	12	77	20
B080: When you take cocaine, how high do you usually get?																	
1. Not at all high	10.3	14.3	3.3	7.7	-	11.8	19.0	4.1	11.8	6.3	15.0	-	-	29.3	9.3	2.7	
2. A little high	15.4	10.6	22.1	14.5	42.0	21.7	23.1	7.3	18.4	9.0	24.1	-	-	20.2	13.4	19.9	
3. Moderately high	34.9	35.5	34.0	39.8	-	35.6	30.6	26.5	55.5	40.9	23.4	-	-	35.2	38.3	22.5	
4. Very high	36.4	35.7	38.4	36.0	58.0	24.3	20.4	61.0	14.2	38.7	37.5	-	-	6.3	36.8	52.6	
5. I don't take it to get high	3.0	3.9	2.2	2.0	-	6.6	6.9	1.1	-	5.0	-	-	-	9.1	2.2	2.3	
<i>Item 4520 Subject A01e</i>	<i>N†</i>	115	61	49	84	3	18	26	47	24	69	33	-	-	13	80	22
B081: When you take cocaine, how long do you usually stay high?																	
1. Usually don't get high	12.3	17.7	3.6	8.9	-	19.8	19.0	5.1	12.7	7.5	17.8	-	-	36.0	10.1	6.5	
2. One to two hours	48.6	48.3	50.1	51.9	42.0	64.6	44.8	43.7	49.8	53.5	32.8	-	-	36.3	52.5	41.8	
3. Three to six hours	23.1	20.2	29.8	22.0	58.0	12.3	19.0	30.8	21.4	17.9	41.0	-	-	24.1	21.0	29.8	
4. Seven to 24 hours	13.5	10.8	14.4	17.2	-	3.3	6.5	20.5	16.0	17.1	8.4	-	-	3.6	12.8	21.9	
5. More than 24 hours	2.5	2.9	2.2	-	-	-	10.7	-	-	4.0	-	-	-	-	3.6	-	
<i>Item 4530 Subject A01f</i>	<i>N†</i>	112	61	45	83	3	18	26	43	25	69	30	-	-	13	77	22

†=excludes respondents for whom question was inappropriate.

MONITORING THE FUTURE

QUESTIONNAIRE FORM 1 2005	TOTAL	SEX		RACE		REGION				COLLEGE PLANS?		ILLICIT DRUG USE: LIFETIME					
		M	F	White	Black	NE	NC	S	W	Yes	No	None	Mari- juana Only	Few Pills	More Pills	Any Her- oin	
<i>N (Weighted No. of Cases):</i>	2580	1124	1232	1557	236	515	628	912	524	1825	419	1226	618	216	357	36	
<i>% of Weighted Total:</i>	100.0	43.6	47.7	60.3	9.1	20.0	24.4	35.4	20.3	70.7	16.2	47.5	24.0	8.4	13.8	1.4	
B082: Have you ever tried to stop using cocaine and found that you couldn't stop?																	
1. Yes	13.5	12.7	15.1	11.4	-	12.8	15.1	20.0	-	10.6	22.2	-	-	3.3	12.3	25.2	
2. No	86.5	87.3	84.9	88.6	100.0	87.2	84.9	80.0	100.0	89.4	77.8	-	-	96.7	87.7	74.8	
<i>Item 4540 Subject A01i</i>	<i>N†</i>	<i>118</i>	<i>63</i>	<i>49</i>	<i>84</i>	<i>3</i>	<i>17</i>	<i>26</i>	<i>49</i>	<i>26</i>	<i>72</i>	<i>33</i>	<i>-</i>	<i>-</i>	<i>15</i>	<i>81</i>	<i>22</i>
B083: What forms of cocaine have you used? (Mark all that apply.)																	
A. Cocaine powder	95.6	97.1	93.2	96.7	100.0	96.7	100.0	94.2	93.1	96.7	91.8	-	-	95.4	97.3	89.6	
B. "Crack" or "rock"	30.9	29.1	32.5	26.7	-	37.4	42.3	24.4	27.9	29.5	36.9	-	-	7.9	22.7	74.0	
C. "Freebase" or "base"	17.5	19.4	13.6	13.0	-	26.3	5.6	24.3	9.5	9.5	32.5	-	-	-	9.4	57.0	
D. Coca paste	1.1	1.2	1.0	1.5	-	4.1	-	1.1	-	1.8	-	-	-	-	0.9	2.3	
<i>Item 4531-4534 Subject A01l</i>	<i>N†</i>	<i>113</i>	<i>59</i>	<i>49</i>	<i>82</i>	<i>3</i>	<i>18</i>	<i>24</i>	<i>47</i>	<i>24</i>	<i>69</i>	<i>33</i>	<i>-</i>	<i>-</i>	<i>13</i>	<i>78</i>	<i>22</i>
B084: What methods have you used for taking cocaine? (Mark all that apply.)																	
A. Sniffing or "snorting"	89.9	86.0	93.2	91.8	73.9	93.4	92.2	91.4	81.8	90.4	89.6	-	-	64.2	93.6	89.6	
B. Smoking	45.4	52.7	35.4	43.8	26.1	43.2	52.2	43.4	44.4	37.7	60.0	-	-	30.0	36.3	84.7	
C. Injection	3.5	5.3	2.0	4.7	-	12.7	-	2.0	2.9	4.9	1.9	-	-	-	2.5	9.0	
D. Inhaling fumes	12.8	13.0	12.3	9.7	-	25.2	4.5	16.3	3.9	8.9	20.0	-	-	-	5.8	44.0	
E. By mouth	29.2	20.8	37.6	28.0	31.9	29.5	25.8	31.1	28.1	35.8	13.5	-	-	14.6	28.0	40.3	
F. Other	1.5	2.1	1.0	2.1	-	4.1	-	2.0	-	1.9	1.4	-	-	-	1.5	2.3	
<i>Item 4550-4590 Subject A05d</i>	<i>N†</i>	<i>109</i>	<i>55</i>	<i>49</i>	<i>82</i>	<i>3</i>	<i>18</i>	<i>22</i>	<i>47</i>	<i>22</i>	<i>65</i>	<i>33</i>	<i>-</i>	<i>-</i>	<i>11</i>	<i>77</i>	<i>22</i>
B085: Do you think you will be using cocaine five years from now?																	
1. I definitely will	0.8	1.1	0.4	0.8	0.7	0.6	0.4	1.7	-	0.5	2.2	0.7	0.6	-	1.6	1.4	
2. I probably will	0.8	1.0	0.5	0.6	1.5	0.6	0.7	0.7	1.3	0.6	1.3	*	0.4	0.4	3.7	8.0	
3. I probably will not	7.5	7.9	7.2	8.3	1.8	6.8	8.1	6.0	10.0	7.3	9.0	3.1	6.2	9.1	21.8	40.4	
4. I definitely will not	90.9	90.0	91.9	90.4	96.1	92.0	90.7	91.7	88.7	91.6	87.5	96.1	92.7	90.5	72.9	50.2	
<i>Item 4600 Subject A04a</i>	<i>N</i>	<i>2336</i>	<i>1077</i>	<i>1187</i>	<i>1507</i>	<i>219</i>	<i>452</i>	<i>579</i>	<i>817</i>	<i>488</i>	<i>1768</i>	<i>398</i>	<i>1181</i>	<i>573</i>	<i>203</i>	<i>315</i>	<i>36</i>
The next questions are about HEROIN.																	
B086: On how many occasions (if any) have you taken heroin . . .																	
B086A: . . . in your lifetime?																	
1. 0 occasions	98.4	98.2	98.7	98.4	98.8	98.4	99.0	97.5	99.4	99.1	96.1	100.0	100.0	100.0	100.0	-	
2. 1-2	0.9	1.2	0.7	1.1	-	0.7	0.5	1.6	0.5	0.5	3.0	-	-	-	-	58.2	
3. 3-5	0.3	0.2	0.3	0.2	-	0.2	0.1	0.5	-	0.2	0.8	-	-	-	-	16.2	
4. 6-9	0.1	0.1	-	*	-	0.2	-	-	0.1	-	0.2	-	-	-	-	4.0	
5. 10-19	*	-	-	-	-	-	-	0.1	-	-	-	-	-	-	-	2.6	
6. 20-39	0.1	-	0.1	0.1	-	-	-	0.2	-	0.1	-	-	-	-	-	4.9	
7. 40 or more	0.2	0.3	0.1	0.2	1.2	0.6	0.3	0.1	-	0.2	-	-	-	-	-	14.1	
<i>Item 1100 Subject A01a</i>	<i>N</i>	<i>2331</i>	<i>1069</i>	<i>1190</i>	<i>1507</i>	<i>214</i>	<i>454</i>	<i>571</i>	<i>822</i>	<i>484</i>	<i>1769</i>	<i>396</i>	<i>1177</i>	<i>579</i>	<i>206</i>	<i>312</i>	<i>36</i>
B086B: . . . during the last 12 months?																	
1. 0 occasions	99.1	98.8	99.3	99.3	98.8	99.0	99.6	98.5	99.5	99.5	97.8	100.0	100.0	100.0	100.0	40.9	
2. 1-2	0.4	0.6	0.3	0.4	-	0.2	-	0.8	0.4	0.2	1.3	-	-	-	-	25.6	
3. 3-5	0.2	0.2	0.3	0.2	-	-	0.1	0.6	-	0.1	0.8	-	-	-	-	15.4	
4. 6-9	0.1	0.1	-	*	-	0.2	-	-	0.1	-	0.2	-	-	-	-	4.0	
5. 10-19	-	-	-	-	-	-	-	-	-	-	-	-	-	-	-	-	
6. 20-39	*	0.1	-	0.1	-	0.2	-	-	-	*	-	-	-	-	-	2.2	
7. 40 or more	0.2	0.2	0.1	0.1	1.2	0.4	0.3	0.1	-	0.2	-	-	-	-	-	11.9	
<i>Item 1110 Subject A01b</i>	<i>N</i>	<i>2333</i>	<i>1070</i>	<i>1191</i>	<i>1508</i>	<i>214</i>	<i>454</i>	<i>572</i>	<i>822</i>	<i>485</i>	<i>1769</i>	<i>398</i>	<i>1177</i>	<i>579</i>	<i>206</i>	<i>312</i>	<i>36</i>
B086C: . . . during the last 30 days?																	
1. 0 occasions	99.6	99.5	99.6	99.7	98.8	99.2	99.6	99.6	99.8	99.7	99.4	100.0	100.0	100.0	100.0	69.6	
2. 1-2	0.1	0.2	-	0.1	-	0.2	-	0.1	0.2	0.1	-	-	-	-	-	7.6	
3. 3-5	0.2	0.1	0.3	0.1	-	0.2	0.1	0.3	-	0.1	0.6	-	-	-	-	11.2	
4. 6-9	*	0.1	-	0.1	-	0.2	-	-	-	*	-	-	-	-	-	2.3	
5. 10-19	-	-	-	-	-	-	-	-	-	-	-	-	-	-	-	-	
6. 20-39	-	-	-	-	-	-	-	-	-	-	-	-	-	-	-	-	
7. 40 or more	0.1	0.1	0.1	*	1.2	0.3	0.3	0.1	-	0.1	-	-	-	-	-	9.3	
<i>Item 1120 Subject A01c</i>	<i>N</i>	<i>2330</i>	<i>1067</i>	<i>1191</i>	<i>1506</i>	<i>214</i>	<i>454</i>	<i>572</i>	<i>820</i>	<i>484</i>	<i>1767</i>	<i>397</i>	<i>1177</i>	<i>579</i>	<i>206</i>	<i>312</i>	<i>34</i>

* = less than .05 percent. † = excludes respondents for whom question was inappropriate.

DESCRIPTIVE RESULTS: 2005

85

QUESTIONNAIRE FORM 1 2005	TOTAL	SEX		RACE		REGION				COLLEGE PLANS?		ILLICIT DRUG USE: LIFETIME				
		M	F	White	Black	NE	NC	S	W	Yes	No	None	Mari- juana Only	Few Pills	More Pills	Any Her- oin
<i>N (Weighted No. of Cases):</i>	2580	1124	1232	1557	236	515	628	912	524	1825	419	1226	618	216	357	36
<i>% of Weighted Total:</i>	100.0	43.6	47.7	60.3	9.1	20.0	24.4	35.4	20.3	70.7	16.2	47.5	24.0	8.4	13.8	1.4
<p>The next questions are about NARCOTICS OTHER THAN HEROIN, which are sometimes prescribed by doctors. Drugstores are not supposed to sell them without a prescription. These include: Methadone, Codeine, OxyContin, Percodan, Opium, Demerol, Percocet, Dilaudid, Morphine, and Vicodin.</p> <p>B087: Have you ever taken any narcotics other than heroin because a doctor told you to use them?</p> <p>1. No</p> <p>2. Yes, but I had already tried them on my own</p> <p>3. Yes, and it was the first time I took any</p>																
	81.8	83.6	79.6	77.0	91.8	86.9	76.5	84.0	79.6	80.8	85.0	89.3	87.3	59.2	61.1	57.9
	3.8	3.9	3.7	4.7	1.4	1.4	3.1	6.1	3.2	3.2	5.8	0.1	0.2	4.7	20.5	35.3
	14.4	12.4	16.7	18.3	6.7	11.7	20.5	9.9	17.2	16.1	9.2	10.7	12.5	36.1	18.4	6.8
<i>Item 5020 Subject A01j</i>	<i>N</i> 2344	1080	1194	1521	217	454	579	824	487	1773	403	1176	580	210	321	36
<p>B088: On how many occasions (if any) have you taken narcotics other than heroin on your own—that is, without a doctor telling you to take them . . .</p> <p>B088A: . . . in your lifetime?</p> <p>1. 0 occasions</p> <p>2. 1-2</p> <p>3. 3-5</p> <p>4. 6-9</p> <p>5. 10-19</p> <p>6. 20-39</p> <p>7. 40 or more</p>																
	87.7	87.7	87.5	84.8	95.8	89.1	86.4	87.5	88.4	89.0	82.5	100.0	100.0	61.2	44.6	12.4
	4.8	4.2	5.6	6.1	1.5	4.1	5.9	4.1	5.2	4.2	8.0	-	-	38.8	8.3	12.9
	2.5	2.5	2.5	3.1	-	1.9	2.6	2.5	2.9	2.3	2.9	-	-	-	16.8	13.1
	1.5	1.4	1.3	1.9	0.4	0.7	2.3	1.6	0.9	1.5	1.3	-	-	-	9.4	11.5
	1.6	2.0	1.3	1.5	1.0	0.9	1.9	1.8	1.5	1.4	2.3	-	-	-	10.6	10.9
	0.9	1.1	0.7	1.2	0.7	1.2	0.4	1.3	0.4	0.8	1.7	-	-	-	4.6	15.8
	1.1	1.1	1.1	1.4	0.6	2.1	0.5	1.3	0.7	0.8	1.2	-	-	-	5.7	23.3
<i>Item 1130 Subject A01a</i>	<i>N</i> 2325	1065	1185	1502	214	450	575	817	484	1761	398	1174	578	207	315	35
<p>B088B: . . . during the last 12 months?</p> <p>1. 0 occasions</p> <p>2. 1-2</p> <p>3. 3-5</p> <p>4. 6-9</p> <p>5. 10-19</p> <p>6. 20-39</p> <p>7. 40 or more</p>																
	91.9	91.5	92.3	90.1	95.8	92.6	91.5	91.8	91.9	92.7	89.6	100.0	100.0	85.0	58.9	21.0
	3.0	2.7	3.3	3.6	2.1	3.2	2.6	2.6	3.9	2.9	2.9	-	-	15.0	11.0	12.9
	2.0	2.2	1.9	2.7	0.4	0.7	3.3	1.6	2.5	2.0	2.7	-	-	-	13.1	17.6
	1.2	1.4	1.0	1.5	0.4	0.9	1.4	1.5	0.8	0.9	2.3	-	-	-	7.4	13.6
	0.8	1.0	0.7	0.9	0.7	0.1	1.0	1.3	0.4	0.7	1.7	-	-	-	5.3	7.2
	0.4	0.5	0.3	0.6	-	0.7	0.1	0.4	0.4	0.3	0.2	-	-	-	2.3	6.4
	0.6	0.7	0.5	0.7	0.6	1.7	-	0.8	-	0.5	0.7	-	-	-	2.0	21.4
<i>Item 1140 Subject A01b</i>	<i>N</i> 2325	1064	1185	1500	214	448	575	818	484	1761	398	1174	578	206	315	35
<p>B088C: . . . during the last 30 days?</p> <p>1. 0 occasions</p> <p>2. 1-2</p> <p>3. 3-5</p> <p>4. 6-9</p> <p>5. 10-19</p> <p>6. 20-39</p> <p>7. 40 or more</p>																
	96.1	95.7	96.3	95.4	98.5	96.6	96.6	94.9	97.0	96.7	94.1	100.0	100.0	96.7	79.7	41.4
	2.0	2.0	2.1	2.5	0.2	1.2	2.6	2.1	2.0	2.0	2.0	-	-	3.3	11.8	9.2
	1.2	1.7	0.8	1.1	0.7	0.8	0.3	2.1	1.0	0.7	2.9	-	-	-	6.0	23.0
	0.4	0.4	0.2	0.5	-	0.2	0.5	0.5	-	0.3	0.7	-	-	-	1.8	7.1
	0.1	-	0.1	0.1	-	0.4	-	-	-	0.1	-	-	-	-	-	4.5
	0.1	0.1	0.2	0.2	-	0.3	-	0.2	-	0.2	-	-	-	-	0.2	7.3
	0.2	0.1	0.1	0.1	0.6	0.5	-	0.2	-	*	0.3	-	-	-	0.4	7.6
<i>Item 1150 Subject A01c</i>	<i>N</i> 2325	1065	1184	1501	214	449	575	817	484	1761	398	1174	578	206	315	35
<p>IF YOU HAVE NOT TAKEN NARCOTICS OTHER THAN HEROIN IN THE LAST TWELVE MONTHS, GO TO Q.B097.</p> <p>THE FOLLOWING QUESTIONS REFER ONLY TO TAKING NARCOTICS OTHER THAN HEROIN WITHOUT A DOCTOR'S ORDERS. IF YOU HAVE NOT DONE THIS IN THE LAST TWELVE MONTHS, GO TO Q.B097.</p> <p>B089: When you used narcotics other than heroin during the last year, how often did you use them in each of the following situations?</p>																

*=less than .05 percent.

MONITORING THE FUTURE

QUESTIONNAIRE FORM 1 2005	TOTAL	SEX		RACE		REGION				COLLEGE PLANS?		ILLCIT DRUG USE: LIFETIME					
		M	F	White	Black	NE	NC	S	W	Yes	No	None	Mari- juana Only	Few Pills	More Pills	Any Her- oin	
<i>N (Weighted No. of Cases):</i>	2580	1124	1232	1557	236	515	628	912	524	1825	419	1226	618	216	357	36	
<i>% of Weighted Total:</i>	100.0	43.6	47.7	60.3	9.1	20.0	24.4	35.4	20.3	70.7	16.2	47.5	24.0	8.4	13.8	1.4	
B089A: When you were alone																	
1. Not at all	40.8	40.1	41.5	40.9	65.2	43.8	45.4	32.5	47.4	41.0	43.8	-	-	67.2	40.0	21.6	
2. A few of the times	30.4	30.3	30.6	32.6	-	25.5	30.5	34.2	27.5	30.2	29.1	-	-	20.7	31.6	33.0	
3. Some of the times	12.4	11.4	13.8	11.7	-	15.5	11.4	11.9	11.8	12.0	15.1	-	-	-	14.0	15.5	
4. Most of the times	8.1	10.6	4.8	7.5	15.0	7.5	6.5	13.7	-	7.4	10.7	-	-	-	7.9	15.8	
5. Every time	8.4	7.6	9.3	7.3	19.8	7.7	6.2	7.7	13.3	9.3	1.2	-	-	12.1	6.5	14.2	
<i>Item 5030 Subject A05a</i>	<i>N†</i>	171	85	81	140	6	31	45	63	33	117	38	-	-	22	122	26
B089B: With just 1 or 2 other people																	
1. Not at all	22.0	16.9	27.0	21.9	42.8	25.3	12.0	23.2	30.1	23.6	12.1	-	-	44.2	18.8	18.1	
2. A few of the times	34.3	32.9	35.6	37.7	35.5	31.0	34.5	36.2	33.5	34.4	36.3	-	-	27.6	36.6	29.2	
3. Some of the times	24.3	32.0	16.5	22.8	9.4	19.3	25.5	23.7	28.8	20.0	36.4	-	-	-	27.1	32.2	
4. Most of the times	11.7	11.9	11.1	9.9	-	8.4	18.5	13.4	2.2	14.1	6.2	-	-	10.7	10.4	18.5	
5. Every time	7.7	6.2	9.8	7.7	12.3	16.1	9.5	3.5	5.4	7.9	9.1	-	-	17.5	7.1	1.9	
<i>Item 5040 Subject A05b</i>	<i>N†</i>	170	84	80	140	6	31	44	63	33	117	38	-	-	22	122	26
B089C: At a party																	
1. Not at all	53.6	45.3	64.4	51.8	90.6	45.2	61.0	44.0	69.1	56.9	45.9	-	-	79.9	54.7	24.7	
2. A few of the times	17.4	18.6	14.5	19.6	9.4	20.4	17.1	19.8	10.6	17.8	12.6	-	-	14.7	17.7	18.3	
3. Some of the times	14.7	20.6	9.3	12.5	-	14.0	11.1	18.0	14.2	11.4	25.7	-	-	-	15.7	23.5	
4. Most of the times	12.2	12.1	11.1	13.7	-	16.4	7.0	17.3	6.1	11.1	15.8	-	-	5.4	9.4	31.6	
5. Every time	2.0	3.5	0.6	2.4	-	4.0	3.8	0.8	-	2.9	-	-	-	-	2.4	1.9	
<i>Item 5050 Subject A05c</i>	<i>N†</i>	171	84	82	141	6	31	44	63	34	119	38	-	-	24	122	26
B089D: When your date or spouse was present																	
1. Not at all	67.1	71.5	62.6	65.7	90.6	82.3	70.7	55.2	70.9	71.9	52.7	-	-	88.6	64.3	62.0	
2. A few of the times	15.7	12.7	19.9	17.6	9.4	9.4	15.4	18.9	15.4	15.9	14.7	-	-	11.4	18.9	3.3	
3. Some of the times	7.6	9.4	5.7	6.8	-	1.9	6.7	10.7	7.9	5.7	14.2	-	-	-	8.6	9.0	
4. Most of the times	4.9	2.1	7.1	4.6	-	2.8	4.1	7.2	3.4	4.9	4.3	-	-	-	4.8	9.7	
5. Every time	4.8	4.4	4.7	5.3	-	3.6	3.0	7.9	2.4	1.6	14.1	-	-	-	3.4	16.0	
<i>Item 5060 Subject A05b</i>	<i>N†</i>	169	85	79	140	6	30	44	63	33	116	39	-	-	22	123	25
B089E: When people over age 30 were present																	
1. Not at all	65.8	59.5	73.1	69.7	42.2	68.9	53.5	65.6	79.6	66.1	64.3	-	-	86.0	63.1	59.8	
2. A few of the times	20.5	28.0	12.1	20.5	15.0	20.0	29.8	19.8	9.7	19.5	24.4	-	-	14.0	22.2	18.5	
3. Some of the times	7.6	8.1	7.7	6.5	-	2.3	8.9	7.8	10.7	8.1	9.1	-	-	-	8.3	11.4	
4. Most of the times	3.8	4.5	2.1	2.2	-	2.3	7.8	3.7	-	4.7	-	-	-	-	4.5	3.6	
5. Every time	2.3	-	5.0	1.0	42.8	6.5	-	3.1	-	1.7	2.1	-	-	-	1.9	6.7	
<i>Item 5070 Subject A05b</i>	<i>N†</i>	172	85	80	140	6	32	44	63	33	117	39	-	-	22	122	26
B089F: During the daytime (before 4:00 p.m.)																	
1. Not at all	41.5	39.7	43.2	43.1	24.4	44.6	40.1	45.4	32.9	40.6	45.4	-	-	72.5	37.5	33.4	
2. A few of the times	26.4	26.3	26.3	28.8	43.5	21.4	23.5	20.0	47.1	28.8	22.3	-	-	8.2	31.1	20.0	
3. Some of the times	18.6	21.0	16.8	16.3	-	21.4	17.4	20.2	14.6	15.5	28.8	-	-	-	19.7	29.5	
4. Most of the times	9.8	8.7	11.7	9.0	19.8	10.7	17.2	7.4	3.9	11.7	1.4	-	-	10.7	9.3	11.6	
5. Every time	3.7	4.4	2.0	2.9	12.3	1.9	1.8	7.0	1.6	3.4	2.1	-	-	8.6	2.4	5.5	
<i>Item 5080 Subject A05c</i>	<i>N†</i>	170	84	80	140	6	31	44	63	33	117	38	-	-	22	122	26
B089G: At your home (or apartment or dorm)																	
1. Not at all	35.9	38.9	31.5	36.4	55.8	43.8	37.7	28.2	40.6	33.3	42.9	-	-	66.3	30.4	35.1	
2. A few of the times	22.8	23.5	21.7	25.6	9.4	13.6	16.4	27.1	31.7	23.0	19.2	-	-	16.9	25.5	15.1	
3. Some of the times	19.0	16.5	22.9	18.7	-	11.1	22.7	23.7	12.6	15.3	32.3	-	-	-	19.4	33.6	
4. Most of the times	11.9	15.8	8.5	8.9	15.0	17.5	13.3	9.8	8.7	16.4	1.0	-	-	10.7	13.3	5.9	
5. Every time	10.5	5.4	15.4	10.4	19.8	13.9	9.9	11.3	6.5	11.9	4.5	-	-	6.0	11.4	10.3	
<i>Item 5090 Subject A05c</i>	<i>N†</i>	170	84	80	140	6	31	44	63	33	117	38	-	-	22	122	26
B089H: At school																	
1. Not at all	66.7	64.5	69.0	68.8	35.3	69.9	79.2	56.4	66.5	70.4	61.0	-	-	97.4	67.4	36.8	
2. A few of the times	17.0	23.1	10.6	17.5	44.9	20.4	11.9	17.2	20.2	19.1	9.4	-	-	-	19.9	17.9	
3. Some of the times	10.6	10.9	11.0	9.0	-	1.2	6.9	19.4	7.9	6.0	28.2	-	-	-	8.9	28.1	
4. Most of the times	5.1	1.5	8.1	3.9	19.8	6.5	2.0	6.3	5.4	3.6	1.4	-	-	-	3.9	15.2	
5. Every time	0.6	-	1.4	0.8	-	1.8	-	0.8	-	0.9	-	-	-	2.6	-	1.9	
<i>Item 5100 Subject A05c</i>	<i>N†</i>	171	85	80	140	6	32	44	63	33	117	39	-	-	22	122	26

†=excludes respondents for whom question was inappropriate.

QUESTIONNAIRE FORM 1 2005	TOTAL	SEX		RACE		REGION				COLLEGE PLANS?		ILLICIT DRUG USE: LIFETIME					
		M	F	White	Black	NE	NC	S	W	Yes	No	None	Mari- juana Only	Few Pills	More Pills	Any Her- oin	
<i>N (Weighted No. of Cases):</i>	2580	1124	1232	1557	236	515	628	912	524	1825	419	1226	618	216	357	36	
<i>% of Weighted Total:</i>	100.0	43.6	47.7	60.3	9.1	20.0	24.4	35.4	20.3	70.7	16.2	47.5	24.0	8.4	13.8	1.4	
B089I: In a car																	
1. Not at all	62.7	62.8	64.4	64.3	90.6	69.8	75.2	44.6	73.7	66.8	59.0	-	-	81.0	64.7	37.3	
2. A few of the times	18.7	18.8	16.7	19.7	-	20.3	8.9	25.4	17.3	17.8	11.4	-	-	-	23.4	12.6	
3. Some of the times	9.9	11.6	8.7	7.7	9.4	8.0	3.4	16.6	7.7	6.5	20.5	-	-	-	8.6	24.3	
4. Most of the times	4.8	2.9	7.1	4.1	-	-	10.6	5.5	-	6.1	2.6	-	-	10.7	2.4	10.7	
5. Every time	4.0	3.9	3.1	4.2	-	1.9	1.9	7.8	1.3	2.8	6.4	-	-	8.2	0.8	15.1	
<i>Item 5120 Subject A05c</i>	<i>N†</i>	170	84	80	140	6	31	44	63	33	117	38	-	-	22	122	26
B090: How many of the times when you used narcotics other than heroin during the last year did you use them along with each of the following drugs—that is, so that their effects overlapped?																	
B090A: With alcohol																	
1. Not at all	49.1	46.4	50.8	47.4	80.2	35.5	63.2	40.9	57.8	50.3	48.1	-	-	78.6	48.8	23.9	
2. A few of the times	22.3	20.3	25.8	26.6	-	31.2	16.2	22.3	22.7	24.8	12.8	-	-	5.8	27.2	14.3	
3. Some of the times	14.0	15.9	13.0	12.4	-	17.3	9.0	18.3	9.8	12.0	22.2	-	-	-	13.6	28.4	
4. Most of the times	7.8	8.7	6.2	7.5	19.8	10.6	6.7	9.1	4.5	5.8	11.0	-	-	-	6.2	22.1	
5. Every time	6.8	8.7	4.3	6.0	-	5.4	4.9	9.5	5.3	7.2	5.9	-	-	15.6	4.2	11.3	
<i>Item 5130 Subject A01h</i>	<i>N†</i>	167	82	80	138	6	29	44	62	33	115	38	-	-	22	119	26
B090B: With marijuana																	
1. Not at all	42.0	35.3	48.2	40.3	57.8	38.4	46.2	34.6	53.2	48.3	23.0	-	-	74.9	40.1	19.4	
2. A few of the times	29.9	32.2	29.2	33.6	29.9	25.4	33.4	30.5	27.8	30.2	34.3	-	-	17.8	33.1	26.1	
3. Some of the times	11.5	12.6	10.5	10.2	-	23.5	3.6	11.0	12.5	8.5	23.4	-	-	-	9.5	32.4	
4. Most of the times	6.7	10.1	2.3	7.5	-	5.4	4.0	10.9	3.9	2.9	9.7	-	-	-	8.1	6.3	
5. Every time	9.9	9.7	9.7	8.4	12.3	7.2	12.9	13.0	2.5	10.2	9.5	-	-	7.3	9.3	15.9	
<i>Item 5140 Subject A01h</i>	<i>N†</i>	166	84	77	136	6	29	44	61	33	114	38	-	-	22	119	24
B090C: With LSD																	
1. Not at all	97.3	99.3	96.4	99.2	100.0	100.0	98.7	93.6	100.0	99.0	93.9	-	-	100.0	99.5	84.4	
2. A few of the times	-	-	-	-	-	-	-	-	-	-	-	-	-	-	-	-	
3. Some of the times	2.3	0.7	3.0	0.4	-	-	1.3	5.5	-	0.5	6.1	-	-	-	0.5	13.5	
4. Most of the times	0.3	-	0.7	0.4	-	-	-	0.9	-	0.5	-	-	-	-	-	2.1	
5. Every time	-	-	-	-	-	-	-	-	-	-	-	-	-	-	-	-	
<i>Item 5150 Subject A01h</i>	<i>N†</i>	161	80	76	133	5	27	44	58	32	112	37	-	-	22	115	24
B090D: With hallucinogens other than LSD																	
1. Not at all	93.0	94.6	93.6	95.6	80.2	93.7	97.9	86.9	97.4	96.5	90.5	-	-	100.0	94.3	81.0	
2. A few of the times	3.2	4.7	1.3	3.6	-	-	2.1	5.7	2.6	3.0	3.6	-	-	-	4.5	-	
3. Some of the times	2.4	-	5.1	0.4	19.8	4.3	-	4.5	-	0.4	5.9	-	-	-	-	15.4	
4. Most of the times	0.9	0.7	-	0.4	-	2.0	-	1.5	-	-	-	-	-	-	0.5	3.6	
5. Every time	0.5	-	-	-	-	-	-	1.3	-	-	-	-	-	-	0.7	-	
<i>Item 5160 Subject A01h</i>	<i>N†</i>	166	82	79	136	6	29	44	61	32	114	38	-	-	22	117	26
B090E: With amphetamines																	
1. Not at all	88.7	96.6	81.9	91.7	80.2	88.6	88.0	87.2	92.5	89.7	90.2	-	-	100.0	89.3	75.9	
2. A few of the times	7.0	2.8	11.1	6.8	-	7.1	8.7	6.4	5.8	8.0	3.8	-	-	-	9.4	3.1	
3. Some of the times	3.1	-	6.4	1.1	19.8	4.3	2.2	4.8	-	1.3	6.1	-	-	-	0.9	15.4	
4. Most of the times	0.6	0.6	0.6	0.4	-	-	1.1	-	1.7	0.9	-	-	-	-	0.4	2.0	
5. Every time	0.6	-	-	-	-	-	-	1.6	-	-	-	-	-	-	-	3.6	
<i>Item 5170 Subject A01h</i>	<i>N†</i>	161	78	79	132	6	29	44	58	31	112	37	-	-	22	113	26
B090F: With quaaludes																	
1. Not at all	97.5	100.0	94.9	99.6	80.2	95.7	100.0	95.2	100.0	99.5	93.9	-	-	100.0	100.0	84.6	
2. A few of the times	0.3	-	0.6	0.4	-	-	-	0.9	-	0.5	-	-	-	-	-	1.9	
3. Some of the times	2.2	-	4.5	-	19.8	4.3	-	4.0	-	-	6.1	-	-	-	-	13.5	
4. Most of the times	-	-	-	-	-	-	-	-	-	-	-	-	-	-	-	-	
5. Every time	-	-	-	-	-	-	-	-	-	-	-	-	-	-	-	-	
<i>Item 5180 Subject A01h</i>	<i>N†</i>	162	78	78	133	6	29	44	57	32	111	37	-	-	22	113	26

†=excludes respondents for whom question was inappropriate.

MONITORING THE FUTURE

QUESTIONNAIRE FORM 1 2005	TOTAL	SEX		RACE		REGION				COLLEGE PLANS?		ILLICIT DRUG USE: LIFETIME					
		M	F	White	Black	NE	NC	S	W	Yes	No	None	Mari- juana Only	Few Pills	More Pills	Any Her- oin	
<i>N (Weighted No. of Cases):</i>	2580	1124	1232	1557	236	515	628	912	524	1825	419	1226	618	216	357	36	
<i>% of Weighted Total:</i>	100.0	43.6	47.7	60.3	9.1	20.0	24.4	35.4	20.3	70.7	16.2	47.5	24.0	8.4	13.8	1.4	
B090G: With barbiturates																	
1. Not at all	95.2	97.7	93.5	97.0	100.0	96.9	98.9	88.9	100.0	97.6	92.3	-	-	100.0	96.4	85.0	
2. A few of the times	1.7	1.7	1.8	1.6	-	3.1	-	3.3	-	0.7	1.5	-	-	-	2.4	-	
3. Some of the times	2.8	-	4.7	1.0	-	-	-	7.8	-	1.2	6.2	-	-	-	0.7	15.0	
4. Most of the times	0.3	0.6	-	0.4	-	-	1.1	-	-	0.4	-	-	-	-	0.4	-	
5. Every time	-	-	-	-	-	-	-	-	-	-	-	-	-	-	-	-	
<i>Item 5190 Subject A01h</i>	<i>N†</i>	161	79	77	133	5	27	44	58	32	113	37	-	-	22	114	25
B090H: With tranquilizers																	
1. Not at all	89.2	92.5	86.4	91.1	80.2	90.0	97.0	78.4	98.6	89.7	89.8	-	-	100.0	90.7	73.5	
2. A few of the times	6.9	5.1	9.1	7.0	19.8	10.0	1.9	11.8	1.4	7.5	4.2	-	-	-	7.6	9.6	
3. Some of the times	2.7	-	4.5	1.0	-	-	-	7.4	-	1.2	6.1	-	-	-	0.7	14.3	
4. Most of the times	0.3	0.6	-	0.4	-	-	1.1	-	-	0.4	-	-	-	-	0.4	-	
5. Every time	0.9	1.8	-	0.5	-	-	-	2.3	-	1.2	-	-	-	-	0.6	2.6	
<i>Item 5200 Subject A01h</i>	<i>N†</i>	166	81	79	137	6	29	44	61	32	115	37	-	-	22	117	26
B090I: With cocaine																	
1. Not at all	87.2	87.9	88.5	92.3	80.2	87.6	98.9	75.3	92.3	93.5	74.8	-	-	100.0	93.0	51.5	
2. A few of the times	6.7	6.4	6.9	3.9	19.8	4.5	-	13.5	5.7	2.9	16.0	-	-	-	3.6	26.0	
3. Some of the times	3.7	2.4	4.0	2.1	-	5.8	-	6.4	2.0	1.4	9.2	-	-	-	1.1	17.9	
4. Most of the times	0.7	1.4	-	0.8	-	2.1	1.1	-	-	0.5	-	-	-	-	1.0	-	
5. Every time	1.7	1.8	0.7	0.9	-	-	-	4.8	-	1.7	-	-	-	-	1.4	4.6	
<i>Item 5210 Subject A01h</i>	<i>N†</i>	160	78	77	131	6	27	44	57	32	111	37	-	-	22	111	26
B090J: With heroin																	
1. Not at all	96.4	99.0	94.8	99.0	80.2	92.7	100.0	93.5	100.0	98.8	93.9	-	-	100.0	100.0	76.2	
2. A few of the times	1.3	-	1.6	-	19.8	4.4	-	1.6	-	-	-	-	-	-	-	9.0	
3. Some of the times	1.9	1.0	3.0	0.6	-	2.9	-	4.0	-	0.7	6.1	-	-	-	-	12.7	
4. Most of the times	-	-	-	-	-	-	-	-	-	-	-	-	-	-	-	-	
5. Every time	0.3	-	0.7	0.4	-	-	-	0.9	-	0.5	-	-	-	-	-	2.1	
<i>Item 5220 Subject A01h</i>	<i>N†</i>	161	79	77	132	6	28	44	57	32	111	37	-	-	22	114	24
B091: What have been the most important reasons for your using narcotics other than heroin without a doctor's orders? (Mark all that apply.)																	
A. To experiment—to see what it's like	48.8	48.8	49.5	53.0	32.8	52.4	52.0	43.2	51.9	48.8	51.6	-	-	47.6	50.7	41.0	
B. To relax or relieve tension	62.4	64.6	61.5	64.1	44.9	58.4	54.9	68.9	63.9	62.7	71.9	-	-	34.8	67.7	59.3	
C. To feel good or get high	51.9	57.6	45.7	54.7	42.2	47.7	37.9	65.2	49.2	50.8	63.7	-	-	42.8	51.7	59.6	
D. To seek deeper insights and understanding	8.6	9.9	7.5	9.8	-	6.6	9.1	10.6	5.4	11.0	4.2	-	-	3.8	9.3	8.7	
E. To have a good time with my friends	25.8	29.2	21.9	27.4	9.4	13.2	24.7	36.0	17.9	21.6	33.9	-	-	13.9	23.2	45.8	
F. To fit in with a group I like	0.6	1.3	-	0.8	-	2.1	-	0.7	-	0.5	1.2	-	-	-	0.9	-	
G. To get away from my problems or troubles	19.2	17.8	20.3	20.5	-	15.5	14.5	25.5	16.5	17.9	22.3	-	-	6.6	18.8	30.4	
H. Because of boredom, nothing else to do	21.2	21.6	20.5	21.7	-	22.8	10.8	29.8	17.5	21.0	23.1	-	-	3.8	19.9	40.2	
I. Because of anger or frustration	14.2	12.6	15.3	15.5	-	22.4	7.9	16.6	11.0	14.9	11.1	-	-	-	16.7	13.4	
J. To get through the day	15.4	12.1	17.3	16.0	-	12.9	19.3	15.8	11.3	15.0	15.0	-	-	-	17.5	17.3	
K. To increase the effects of some other drug(s)	13.1	15.7	9.6	13.3	20.5	6.6	13.9	16.0	11.9	13.6	9.0	-	-	10.2	14.3	10.0	
L. To decrease (offset) the effects of some other drug(s)	1.9	0.6	3.5	2.3	-	-	-	5.2	-	2.4	1.2	-	-	-	2.7	-	
M. To get to sleep	25.2	20.7	30.0	23.3	38.0	19.5	13.7	35.6	25.9	28.5	22.7	-	-	16.5	27.9	19.7	
N. As a substitute for heroin	2.1	1.3	3.0	2.5	-	-	-	4.5	2.2	2.0	2.9	-	-	-	0.4	11.1	
O. To relieve physical pain	44.1	43.1	43.8	43.6	43.5	34.8	43.3	45.6	50.5	47.4	32.6	-	-	39.5	47.8	30.6	
P. To control coughing	8.3	2.4	14.0	8.6	23.0	3.1	7.5	14.5	1.7	10.2	5.6	-	-	3.0	8.5	11.3	
Q. Because I am "hooked"—I have to have them	2.5	0.6	3.4	1.4	19.8	4.5	0.8	3.9	-	0.3	3.9	-	-	-	0.7	12.1	
<i>Item 5230-5370 Subject A06a</i>	<i>N†</i>	162	82	77	135	6	27	44	61	30	112	38	-	-	19	117	26
B092: When you take narcotics other than heroin, how high do you usually get?																	
1. Not at all high	8.5	6.2	10.0	8.5	-	10.4	10.5	6.4	7.7	9.4	4.9	-	-	9.6	8.4	4.0	
2. A little high	28.4	23.4	35.5	31.7	-	32.1	26.2	26.8	31.3	26.8	42.3	-	-	43.1	28.8	15.1	
3. Moderately high	34.7	40.5	28.3	35.4	15.0	25.5	42.5	35.3	31.3	36.1	29.9	-	-	11.0	36.3	48.7	
4. Very high	13.3	15.4	10.8	11.4	41.5	17.5	6.3	19.6	6.9	9.7	20.9	-	-	1.8	12.2	30.4	
5. I don't take them to get high	15.1	14.6	15.3	12.9	43.5	14.5	14.5	11.9	22.8	18.0	2.0	-	-	34.4	14.3	1.9	
<i>Item 5380 Subject A01e</i>	<i>N†</i>	168	82	80	138	6	29	45	62	32	117	36	-	-	22	120	24

†=excludes respondents for whom question was inappropriate.

QUESTIONNAIRE FORM 1 2005	TOTAL	SEX		RACE		REGION				COLLEGE PLANS?		ILLCIT DRUG USE: LIFETIME					
		M	F	White	Black	NE	NC	S	W	Yes	No	None	Mari- juana Only	Few Pills	More Pills	Any Her- oin	
<i>N (Weighted No. of Cases):</i>	2580	1124	1232	1557	236	515	628	912	524	1825	419	1226	618	216	357	36	
<i>% of Weighted Total:</i>	100.0	43.6	47.7	60.3	9.1	20.0	24.4	35.4	20.3	70.7	16.2	47.5	24.0	8.4	13.8	1.4	
B093: When you take narcotics other than heroin, how long do you usually stay high?																	
1. Usually don't get high	17.3	12.7	20.9	16.5	-	22.5	20.2	13.0	16.9	20.8	6.9	-	-	38.2	15.2	5.9	
2. One to two hours	35.3	30.7	41.3	38.2	20.5	32.6	31.4	36.2	41.2	34.0	37.3	-	-	43.7	37.7	16.4	
3. Three to six hours	33.3	43.8	22.9	35.2	36.7	30.3	37.8	32.3	31.8	33.2	37.2	-	-	9.1	36.3	42.4	
4. Seven to 24 hours	11.5	11.6	10.8	9.0	23.0	10.4	7.1	18.5	5.5	9.9	18.6	-	-	6.4	9.7	26.2	
5. More than 24 hours	2.6	1.2	4.1	1.1	19.8	4.2	3.6	-	4.5	2.2	-	-	-	2.6	1.3	9.2	
<i>Item 5390 Subject A01f</i>	<i>N†</i>	166	82	81	138	6	29	44	61	32	117	36	-	-	22	119	24
B094: What narcotics other than heroin have you taken during the last year without a doctor's orders? (Mark all that apply.)																	
A. Methadone	10.9	11.3	9.9	11.6	-	11.8	9.0	14.2	6.1	8.7	17.8	-	-	-	11.7	17.1	
B. Opium	21.7	25.5	16.8	24.5	-	22.1	29.0	20.3	13.2	20.0	23.8	-	-	3.4	22.8	33.4	
C. Morphine	29.3	32.7	24.9	29.5	-	21.6	27.9	41.4	14.9	24.9	44.2	-	-	-	28.2	59.2	
D. Codeine	59.3	60.1	58.5	62.6	44.2	57.7	55.1	67.7	50.0	60.2	59.1	-	-	33.4	64.2	60.9	
E. Demerol	16.2	17.9	14.2	17.0	-	8.9	10.3	32.1	-	13.2	26.6	-	-	2.5	18.0	20.1	
F. Vicodin	61.9	66.4	57.7	64.1	55.3	66.5	65.4	48.6	78.7	62.7	62.1	-	-	39.0	63.2	77.3	
G. OxyContin	43.9	45.1	44.1	44.8	19.8	42.8	27.1	56.5	44.3	39.0	50.1	-	-	19.9	41.6	78.2	
H. Percocet	34.2	32.1	36.6	34.5	12.3	43.0	24.1	45.5	18.0	30.9	43.7	-	-	31.4	32.7	45.5	
I. Percodan	8.5	10.6	4.5	7.9	-	12.8	4.0	10.3	7.0	7.4	10.8	-	-	-	9.2	9.6	
J. Dilaudid	1.0	1.3	0.6	1.2	-	-	-	2.6	-	1.4	-	-	-	-	0.9	2.0	
K. Other	22.5	23.1	22.1	22.1	38.0	21.1	11.7	30.7	23.5	18.9	29.0	-	-	2.0	24.0	34.6	
L. Don't know the names of some I have used	5.6	7.0	4.6	5.3	15.0	7.4	6.3	5.7	2.9	7.1	1.1	-	-	-	7.0	4.2	
<i>Item 5400-5490 Subject A01i</i>	<i>N†</i>	167	83	79	136	6	30	45	62	31	115	36	-	-	22	119	25
B095: Have you ever tried to stop using narcotics other than heroin and found that you couldn't stop?																	
1. Yes	8.5	8.0	8.1	6.8	42.8	8.3	13.0	7.2	5.0	7.0	6.7	-	-	-	8.8	14.8	
2. No	91.5	92.0	91.9	93.2	57.2	91.7	87.0	92.8	95.0	93.0	93.3	-	-	100.0	91.2	85.2	
<i>Item 5500 Subject A01i</i>	<i>N†</i>	166	82	80	137	6	29	43	61	32	116	36	-	-	22	120	24
B096: What methods have you used for taking any of these narcotics other than heroin? (Mark all that apply.)																	
A. Sniffing or "snorting"	37.2	36.5	37.2	36.8	19.8	53.9	31.7	39.3	24.5	35.9	39.4	-	-	7.2	37.7	62.0	
B. Smoking	15.5	17.2	13.4	17.3	15.0	17.3	20.8	15.5	6.3	15.0	12.5	-	-	5.1	19.1	8.1	
C. Injection	3.5	3.7	3.4	2.2	19.8	6.7	1.9	4.7	-	3.1	2.6	-	-	-	2.7	10.3	
D. By mouth	96.2	97.6	94.6	97.5	80.2	91.9	93.7	100.0	96.4	97.0	100.0	-	-	91.8	97.3	95.0	
E. Other	1.5	2.4	0.6	1.3	-	4.0	-	2.1	-	2.1	-	-	-	-	1.7	2.0	
<i>Item 5510-5550 Subject A05d</i>	<i>N†</i>	166	83	79	137	6	30	44	61	31	116	36	-	-	22	119	25
B097: Do you think you will be using any narcotics other than heroin without a doctor's orders five years from now?																	
1. I definitely will	1.1	1.3	0.5	0.9	1.1	1.2	0.5	2.0	0.2	0.5	2.7	0.6	1.5	-	2.1	5.2	
2. I probably will	2.6	3.1	2.1	2.5	3.7	1.5	4.2	2.6	1.7	2.5	1.5	0.2	0.1	5.3	13.5	9.4	
3. I probably will not	12.1	11.8	12.6	14.0	5.4	11.3	12.2	9.9	16.4	12.3	13.1	6.0	9.8	17.3	33.6	40.5	
4. I definitely will not	84.2	83.7	84.8	82.6	89.8	86.0	83.2	85.6	81.7	84.7	82.7	93.2	88.6	77.4	50.7	44.8	
<i>Item 5560 Subject A04a</i>	<i>N</i>	2340	1083	1195	1516	217	449	577	823	490	1785	401	1175	582	209	316	33
B098: Have you ever attended a treatment program for alcohol or drug abuse where you stayed overnight?																	
1. No, never	98.9	98.9	99.0	99.4	99.6	100.0	99.1	98.3	98.8	99.3	97.5	99.7	98.8	99.8	96.7	87.0	
2. Yes, but not in the past 12 months	0.6	0.4	0.8	0.3	0.4	-	0.5	1.1	0.5	0.3	1.9	-	0.6	-	2.6	8.5	
3. Yes, sometime in the past 12 months	0.5	0.6	0.2	0.3	-	-	0.4	0.6	0.7	0.4	0.6	0.3	0.6	0.2	0.6	4.5	
<i>Item 22360 Subject A08a, T04</i>	<i>N</i>	2342	1080	1201	1514	220	451	577	822	492	1785	402	1172	585	210	319	31

†=excludes respondents for whom question was inappropriate.

MONITORING THE FUTURE

QUESTIONNAIRE FORM 1 2005	TOTAL	SEX		RACE		REGION				COLLEGE PLANS?		ILLICIT DRUG USE: LIFETIME				
		M	F	White	Black	NE	NC	S	W	Yes	No	None	Mari- juana Only	Few Pills	More Pills	Any Her- oin
<i>N (Weighted No. of Cases):</i> <i>% of Weighted Total:</i>	2580 100.0	1124 43.6	1232 47.7	1557 60.3	236 9.1	515 20.0	628 24.4	912 35.4	524 20.3	1825 70.7	419 16.2	1226 47.5	618 24.0	216 8.4	357 13.8	36 1.4
B099: Have you ever received any other kind of professional counseling, treatment, or therapy because of your use of alcohol or drugs?																
1. No, never	96.0	95.8	96.1	96.1	98.6	97.8	95.2	95.2	96.8	96.8	92.0	99.7	94.7	94.9	87.7	72.4
2. Yes, but not in the past 12 months	1.9	1.4	2.5	1.7	1.4	1.1	1.9	2.5	1.7	1.3	4.9	-	1.8	3.0	7.1	16.6
3. Yes, sometime in the past 12 months	2.0	2.7	1.5	2.2	-	1.0	3.0	2.3	1.6	1.9	3.1	0.3	3.5	2.1	5.1	11.0
<i>Item 22370 Subject A08a, T04</i>	<i>N 2347</i>	<i>1081</i>	<i>1204</i>	<i>1517</i>	<i>221</i>	<i>452</i>	<i>575</i>	<i>828</i>	<i>492</i>	<i>1787</i>	<i>403</i>	<i>1176</i>	<i>585</i>	<i>210</i>	<i>319</i>	<i>33</i>
B100: When (if ever) did you FIRST do each of the following things? Don't count anything you took because a doctor told you to.																
B100A: Smoke cigarettes on a daily basis																
8. Never	78.1	77.4	78.9	74.6	91.8	83.3	75.9	71.8	86.6	82.0	64.7	95.1	66.8	69.0	45.7	29.1
1. Grade 6 or below	1.5	1.4	1.6	1.6	0.2	1.1	2.8	1.0	1.3	1.4	2.0	0.4	1.1	0.7	6.2	6.7
2. Grade 7	1.9	1.8	2.0	2.5	0.5	1.1	2.1	2.8	0.8	1.3	3.2	0.3	2.6	1.6	4.5	15.7
3. Grade 8	2.9	3.2	2.8	2.9	1.3	2.6	1.6	3.9	2.9	2.5	4.0	0.8	4.5	3.3	6.6	13.1
4. Grade 9 (Freshman)	3.7	2.9	4.4	4.3	1.6	3.9	4.0	5.0	1.2	2.9	6.4	0.6	4.5	4.4	12.7	12.5
5. Grade 10 (Sophomore)	3.9	4.0	3.7	4.6	1.3	2.4	4.6	6.1	0.8	2.7	9.0	0.5	6.5	8.7	9.7	-
6. Grade 11 (Junior)	4.9	6.4	3.5	5.8	3.0	3.5	6.2	5.7	3.2	4.5	6.5	1.3	7.3	6.7	11.0	19.3
7. Grade 12 (Senior)	3.1	2.9	3.1	3.6	0.4	2.1	2.8	3.7	3.2	2.8	4.2	0.9	6.6	5.6	3.5	3.6
<i>Item 5570 Subject A01g</i>	<i>N 2273</i>	<i>1043</i>	<i>1174</i>	<i>1493</i>	<i>203</i>	<i>437</i>	<i>558</i>	<i>798</i>	<i>480</i>	<i>1741</i>	<i>383</i>	<i>1161</i>	<i>548</i>	<i>193</i>	<i>307</i>	<i>34</i>
B100B: Try an alcoholic beverage—more than just a few sips																
8. Never	21.1	21.9	20.2	18.1	27.6	18.4	20.9	20.7	24.2	21.9	17.3	40.7	2.0	2.6	2.2	4.2
1. Grade 6 or below	6.1	7.1	4.9	4.9	9.7	6.2	4.3	6.6	7.5	5.3	8.3	3.3	7.2	5.0	12.5	18.7
2. Grade 7	7.1	8.1	5.8	8.3	5.3	6.1	8.8	7.5	5.3	6.4	9.5	2.4	8.7	11.1	17.0	20.9
3. Grade 8	12.5	12.8	12.2	13.6	14.3	15.1	10.7	13.4	10.6	11.9	13.5	6.3	15.6	22.2	21.0	32.0
4. Grade 9 (Freshman)	18.0	16.3	19.5	19.5	13.4	20.6	19.2	16.8	16.3	18.5	15.5	9.6	25.3	28.1	27.2	18.0
5. Grade 10 (Sophomore)	15.3	15.4	15.6	16.9	9.4	17.5	15.9	14.8	13.6	15.6	15.2	13.5	23.8	14.3	8.6	1.5
6. Grade 11 (Junior)	12.4	11.1	14.1	11.8	13.6	12.0	11.2	11.9	14.8	13.1	12.2	13.6	11.7	13.3	8.9	4.7
7. Grade 12 (Senior)	7.5	7.4	7.7	7.0	6.8	4.0	9.0	8.2	7.7	7.3	8.6	10.7	5.6	3.5	2.8	-
<i>Item 5580 Subject A01g</i>	<i>N 2212</i>	<i>1028</i>	<i>1129</i>	<i>1467</i>	<i>196</i>	<i>423</i>	<i>545</i>	<i>777</i>	<i>466</i>	<i>1691</i>	<i>385</i>	<i>1078</i>	<i>561</i>	<i>203</i>	<i>314</i>	<i>34</i>
B100C: Try marijuana or hashish																
8. Never	57.1	54.6	60.0	53.4	62.7	54.4	57.3	56.9	59.9	59.8	47.9	100.0	-	32.2	16.6	1.2
1. Grade 6 or below	2.2	2.9	1.3	2.0	0.5	2.3	1.8	2.3	2.3	1.5	4.8	-	2.5	1.8	8.3	17.7
2. Grade 7	3.6	4.2	2.7	4.0	3.6	2.4	4.3	3.7	4.0	3.0	5.7	-	6.4	4.0	10.7	20.1
3. Grade 8	6.9	8.3	5.5	7.7	8.2	7.4	6.8	7.7	5.4	6.9	7.1	-	14.5	15.5	13.7	20.2
4. Grade 9 (Freshman)	9.8	10.0	9.7	11.3	9.1	11.0	9.8	10.0	8.3	9.0	12.8	-	20.4	15.3	22.6	34.2
5. Grade 10 (Sophomore)	8.8	9.4	8.4	9.4	4.7	9.6	9.4	9.5	6.3	8.5	8.3	-	21.0	16.9	17.0	-
6. Grade 11 (Junior)	6.7	6.4	7.3	6.5	7.5	8.4	7.1	4.9	7.9	6.6	8.3	-	18.9	10.5	8.8	4.0
7. Grade 12 (Senior)	4.8	4.3	5.2	5.6	3.7	4.6	3.6	5.0	5.9	4.7	5.0	-	16.4	3.8	2.2	2.5
<i>Item 5590 Subject A01g</i>	<i>N 2293</i>	<i>1054</i>	<i>1182</i>	<i>1501</i>	<i>204</i>	<i>441</i>	<i>561</i>	<i>803</i>	<i>488</i>	<i>1763</i>	<i>385</i>	<i>1173</i>	<i>543</i>	<i>203</i>	<i>315</i>	<i>30</i>
B100D: Try LSD																
8. Never	96.8	95.3	98.1	96.7	98.2	98.1	97.3	95.7	96.8	97.9	92.6	100.0	100.0	94.8	85.4	34.5
1. Grade 6 or below	0.2	0.2	0.2	0.1	-	-	0.3	0.4	-	0.1	0.6	-	-	-	0.6	9.4
2. Grade 7	0.3	0.3	0.3	0.2	0.8	0.2	0.3	0.1	0.7	0.2	0.4	-	-	-	1.3	7.8
3. Grade 8	0.5	0.8	0.2	0.4	-	-	0.2	1.2	0.1	0.3	1.6	-	-	-	2.3	12.7
4. Grade 9 (Freshman)	0.5	0.8	0.1	0.5	-	0.2	0.6	0.4	0.6	0.4	0.8	-	-	1.0	2.5	4.4
5. Grade 10 (Sophomore)	0.8	1.1	0.5	1.0	1.0	0.6	1.4	0.6	0.6	0.6	1.4	-	-	1.6	3.6	14.0
6. Grade 11 (Junior)	0.6	1.0	0.3	0.7	-	0.3	-	1.3	0.6	0.4	2.0	-	-	2.0	2.2	14.3
7. Grade 12 (Senior)	0.4	0.5	0.2	0.4	-	0.6	-	0.3	0.6	0.3	0.6	-	-	0.6	2.0	2.8
<i>Item 5600 Subject A01g</i>	<i>N 2314</i>	<i>1075</i>	<i>1187</i>	<i>1508</i>	<i>215</i>	<i>447</i>	<i>567</i>	<i>812</i>	<i>487</i>	<i>1773</i>	<i>390</i>	<i>1174</i>	<i>575</i>	<i>203</i>	<i>303</i>	<i>29</i>
B100E: Try a hallucinogen other than LSD																
8. Never	93.8	91.9	95.3	92.6	98.0	95.4	93.9	92.4	94.5	94.6	90.5	100.0	100.0	86.3	69.0	21.2
1. Grade 6 or below	0.2	0.1	0.2	0.1	-	-	-	0.4	0.1	0.1	0.7	-	-	-	0.3	8.2
2. Grade 7	0.4	0.3	0.4	0.2	0.8	0.2	0.3	0.1	1.0	0.2	0.5	-	-	-	2.0	6.8
3. Grade 8	0.3	0.3	0.3	0.2	0.6	0.3	0.2	0.4	0.3	0.2	0.6	-	-	-	1.4	7.3
4. Grade 9 (Freshman)	0.9	1.4	0.3	0.9	-	0.4	0.9	0.9	1.3	0.9	0.8	-	-	2.2	4.2	9.3
5. Grade 10 (Sophomore)	1.9	2.4	1.5	2.5	0.7	1.9	1.3	2.9	1.0	1.6	2.9	-	-	2.2	10.2	30.7
6. Grade 11 (Junior)	1.9	2.9	1.0	2.5	-	1.3	2.3	2.0	1.6	1.6	3.0	-	-	6.0	8.9	16.6
7. Grade 12 (Senior)	0.8	0.6	1.0	1.1	-	0.6	1.2	0.9	0.2	0.8	1.0	-	-	3.3	4.0	-
<i>Item 5610 Subject A01g</i>	<i>N 2296</i>	<i>1066</i>	<i>1177</i>	<i>1495</i>	<i>218</i>	<i>447</i>	<i>561</i>	<i>804</i>	<i>483</i>	<i>1759</i>	<i>391</i>	<i>1176</i>	<i>577</i>	<i>192</i>	<i>288</i>	<i>34</i>

DESCRIPTIVE RESULTS: 2005

91

QUESTIONNAIRE FORM 1 2005	TOTAL	SEX		RACE		REGION				COLLEGE PLANS?		ILLICIT DRUG USE: LIFETIME					
		M	F	White	Black	NE	NC	S	W	Yes	No	None	Mari- juana Only	Few Pills	More Pills	Any Her- oin	
<i>N (Weighted No. of Cases):</i>	2580	1124	1232	1557	236	515	628	912	524	1825	419	1226	618	216	357	36	
<i>% of Weighted Total:</i>	100.0	43.6	47.7	60.3	9.1	20.0	24.4	35.4	20.3	70.7	16.2	47.5	24.0	8.4	13.8	1.4	
B100F: Try amphetamines																	
8. Never	94.0	94.4	93.7	92.6	99.1	94.9	94.0	92.3	96.0	94.7	91.3	100.0	100.0	91.0	62.2	18.2	
1. Grade 6 or below	0.3	0.1	0.4	0.3	-	0.2	0.1	0.5	0.3	0.2	1.0	-	-	0.5	0.8	14.8	
2. Grade 7	0.1	-	0.2	0.1	-	0.3	0.1	-	-	0.1	-	-	-	0.8	-	1.4	
3. Grade 8	0.4	0.6	0.3	0.6	-	0.5	0.3	0.6	0.4	0.4	1.0	-	-	-	3.1	7.7	
4. Grade 9 (Freshman)	1.2	1.1	1.2	1.3	-	0.9	1.5	1.3	0.7	1.1	1.3	-	-	0.9	8.5	10.7	
5. Grade 10 (Sophomore)	1.6	1.6	1.6	1.8	0.9	1.7	1.0	2.4	0.8	1.3	2.8	-	-	1.7	8.9	38.2	
6. Grade 11 (Junior)	1.3	1.5	1.1	1.7	-	1.0	1.8	1.1	1.4	1.2	1.6	-	-	2.5	8.7	9.0	
7. Grade 12 (Senior)	1.1	0.8	1.4	1.6	-	0.4	1.2	1.8	0.4	1.0	1.0	-	-	2.5	7.8	-	
<i>Item 5620 Subject A01g</i>	<i>N</i>	<i>2245</i>	<i>1043</i>	<i>1149</i>	<i>1464</i>	<i>215</i>	<i>435</i>	<i>552</i>	<i>781</i>	<i>477</i>	<i>1731</i>	<i>371</i>	<i>1173</i>	<i>579</i>	<i>183</i>	<i>255</i>	<i>26</i>
B100G: Try quaaludes																	
8. Never	99.3	99.5	99.2	99.3	100.0	99.3	99.3	99.0	99.9	99.5	97.9	100.0	100.0	99.6	96.2	84.3	
1. Grade 6 or below	0.2	-	0.4	*	-	-	0.5	0.3	-	0.1	0.9	-	-	-	1.0	10.4	
2. Grade 7	-	-	-	-	-	-	-	-	-	-	-	-	-	-	-	-	
3. Grade 8	-	-	-	-	-	-	-	-	-	-	-	-	-	-	-	-	
4. Grade 9 (Freshman)	0.2	0.2	0.1	0.3	-	0.5	0.2	0.1	-	0.2	-	-	-	-	1.4	-	
5. Grade 10 (Sophomore)	0.1	0.2	0.1	0.2	-	-	-	0.3	0.1	-	0.7	-	-	-	0.5	5.3	
6. Grade 11 (Junior)	0.2	0.1	0.2	0.2	-	0.3	-	0.3	-	0.1	0.4	-	-	0.4	0.9	-	
7. Grade 12 (Senior)	-	-	-	-	-	-	-	-	-	-	-	-	-	-	-	-	
<i>Item 5630 Subject A01g</i>	<i>N</i>	<i>2310</i>	<i>1068</i>	<i>1188</i>	<i>1517</i>	<i>215</i>	<i>448</i>	<i>571</i>	<i>805</i>	<i>487</i>	<i>1770</i>	<i>391</i>	<i>1171</i>	<i>579</i>	<i>206</i>	<i>299</i>	<i>27</i>
B100H: Try barbiturates																	
8. Never	97.9	97.9	97.9	97.9	99.3	97.9	98.4	96.6	99.2	98.2	96.6	100.0	100.0	98.4	89.1	55.6	
1. Grade 6 or below	0.3	0.3	0.2	0.1	-	-	0.3	0.8	-	0.1	1.6	-	-	-	0.9	17.8	
2. Grade 7	0.1	0.2	0.1	0.2	-	0.2	0.3	-	0.2	0.1	0.6	-	-	0.8	-	5.4	
3. Grade 8	0.1	0.1	0.1	0.1	-	0.2	0.1	-	0.1	0.1	-	-	-	0.4	0.4	-	
4. Grade 9 (Freshman)	0.6	0.5	0.6	0.7	-	0.6	0.4	1.1	0.3	0.7	0.3	-	-	0.3	3.9	5.9	
5. Grade 10 (Sophomore)	0.3	0.4	0.3	0.4	0.4	0.5	-	0.6	0.2	0.2	0.9	-	-	-	1.0	15.4	
6. Grade 11 (Junior)	0.5	0.5	0.6	0.5	0.3	0.7	0.3	0.9	-	0.5	-	-	-	-	3.8	-	
7. Grade 12 (Senior)	0.1	0.1	0.1	0.2	-	-	0.3	0.1	0.1	0.1	-	-	-	-	0.8	-	
<i>Item 5640 Subject A01g</i>	<i>N</i>	<i>2325</i>	<i>1079</i>	<i>1191</i>	<i>1520</i>	<i>219</i>	<i>449</i>	<i>572</i>	<i>816</i>	<i>488</i>	<i>1776</i>	<i>398</i>	<i>1176</i>	<i>578</i>	<i>205</i>	<i>308</i>	<i>30</i>
B100I: Try tranquilizers																	
8. Never	94.6	95.3	93.9	93.9	99.2	96.9	95.3	91.8	96.3	95.0	93.0	100.0	100.0	90.6	67.7	38.7	
1. Grade 6 or below	0.2	0.1	0.4	*	-	-	0.5	0.3	-	0.1	0.6	-	-	-	1.1	9.8	
2. Grade 7	0.2	0.1	0.2	0.2	-	0.2	0.3	0.1	-	0.1	0.6	-	-	-	0.5	8.1	
3. Grade 8	0.4	0.3	0.5	0.4	-	0.1	0.1	0.8	0.3	0.5	-	-	-	1.6	2.0	-	
4. Grade 9 (Freshman)	1.2	1.2	1.1	1.3	-	1.5	0.9	1.4	0.8	1.1	1.3	-	-	-	9.4	2.8	
5. Grade 10 (Sophomore)	1.5	1.8	1.3	1.8	0.4	0.2	1.4	2.9	0.8	1.0	3.0	-	-	1.6	8.4	31.4	
6. Grade 11 (Junior)	1.2	1.0	1.5	1.2	0.4	0.9	0.5	1.8	1.5	1.4	0.5	-	-	2.4	8.3	2.9	
7. Grade 12 (Senior)	0.7	0.2	1.2	1.1	-	0.3	1.1	0.8	0.4	0.7	1.0	-	-	3.8	2.6	6.3	
<i>Item 5650 Subject A01g</i>	<i>N</i>	<i>2267</i>	<i>1056</i>	<i>1162</i>	<i>1476</i>	<i>217</i>	<i>435</i>	<i>556</i>	<i>794</i>	<i>482</i>	<i>1738</i>	<i>383</i>	<i>1171</i>	<i>578</i>	<i>188</i>	<i>272</i>	<i>28</i>
B100J: Try cocaine																	
8. Never	92.8	92.3	93.4	91.6	96.9	93.8	94.1	91.1	93.3	94.0	87.5	100.0	100.0	88.6	63.3	14.3	
1. Grade 6 or below	0.4	0.4	0.4	0.1	0.8	0.2	0.7	0.5	-	0.3	0.9	-	-	0.2	1.4	8.1	
2. Grade 7	0.1	*	0.2	0.1	-	-	0.3	0.1	0.1	0.1	0.4	-	-	-	0.3	4.7	
3. Grade 8	0.2	0.1	0.3	0.2	-	-	0.1	0.5	0.2	0.3	-	-	-	1.2	0.5	3.2	
4. Grade 9 (Freshman)	1.0	1.3	0.7	1.2	-	1.2	0.6	1.1	1.2	1.0	1.1	-	-	0.9	5.4	13.3	
5. Grade 10 (Sophomore)	1.8	2.0	1.6	2.3	1.0	1.6	1.3	2.7	1.0	1.2	4.6	-	-	2.6	8.0	33.3	
6. Grade 11 (Junior)	1.8	2.0	1.7	2.0	0.8	1.6	1.8	1.8	1.8	1.5	2.6	-	-	2.1	9.9	18.5	
7. Grade 12 (Senior)	1.9	2.0	1.9	2.4	0.6	1.7	1.2	2.3	2.4	1.7	2.9	-	-	4.3	11.2	4.7	
<i>Item 5660 Subject A01g</i>	<i>N</i>	<i>2323</i>	<i>1075</i>	<i>1194</i>	<i>1517</i>	<i>219</i>	<i>449</i>	<i>570</i>	<i>817</i>	<i>488</i>	<i>1779</i>	<i>397</i>	<i>1174</i>	<i>576</i>	<i>204</i>	<i>306</i>	<i>34</i>
B100K: Try heroin																	
8. Never	98.6	98.5	98.8	98.5	99.4	98.4	99.6	97.6	99.4	99.3	96.1	100.0	100.0	100.0	100.0	-	
1. Grade 6 or below	0.2	-	0.3	*	0.6	0.6	-	0.3	-	*	0.6	-	-	-	-	13.2	
2. Grade 7	-	-	-	-	-	-	-	-	-	-	-	-	-	-	-	-	
3. Grade 8	*	-	0.1	-	-	-	-	-	-	*	-	-	-	-	-	2.4	
4. Grade 9 (Freshman)	0.2	0.3	-	0.2	-	0.2	-	0.4	-	0.2	-	-	-	-	-	10.9	
5. Grade 10 (Sophomore)	0.4	0.3	0.4	0.6	-	0.5	0.1	0.7	0.1	0.2	1.1	-	-	-	-	29.2	
6. Grade 11 (Junior)	0.3	0.3	0.4	0.3	-	-	0.4	0.4	0.5	0.1	1.4	-	-	-	-	26.2	
7. Grade 12 (Senior)	0.2	0.5	-	0.4	-	0.3	-	0.5	-	0.1	0.8	-	-	-	-	18.1	
<i>Item 5670 Subject A01g</i>	<i>N</i>	<i>2323</i>	<i>1076</i>	<i>1192</i>	<i>1520</i>	<i>217</i>	<i>451</i>	<i>562</i>	<i>821</i>	<i>488</i>	<i>1772</i>	<i>398</i>	<i>1174</i>	<i>576</i>	<i>206</i>	<i>307</i>	<i>30</i>

*=less than .05 percent.

MONITORING THE FUTURE

QUESTIONNAIRE FORM 1 2005	TOTAL	SEX		RACE		REGION				COLLEGE PLANS?		ILLCIT DRUG USE: LIFETIME				
		M	F	White	Black	NE	NC	S	W	Yes	No	None	Mari- juana Only	Few Pills	More Pills	Any Her- oin
<i>N (Weighted No. of Cases):</i>	2580	1124	1232	1557	236	515	628	912	524	1825	419	1226	618	216	357	36
<i>% of Weighted Total:</i>	100.0	43.6	47.7	60.3	9.1	20.0	24.4	35.4	20.3	70.7	16.2	47.5	24.0	8.4	13.8	1.4
B100L: Try any narcotic other than heroin																
8. Never	90.8	90.2	91.0	88.7	97.9	92.4	90.2	89.6	91.8	91.7	87.4	100.0	100.0	75.5	48.8	16.8
1. Grade 6 or below	0.3	0.4	0.3	0.2	0.2	0.3	0.1	0.6	0.2	0.2	0.9	-	-	0.6	1.3	8.5
2. Grade 7	0.2	0.2	0.1	0.3	-	0.2	0.3	0.1	0.2	0.1	0.7	-	-	0.4	0.2	7.8
3. Grade 8	0.5	0.8	0.2	0.7	0.4	0.3	0.8	0.3	0.7	0.5	0.1	-	-	1.4	2.9	2.1
4. Grade 9 (Freshman)	2.1	2.1	2.1	2.5	-	1.5	2.2	3.1	1.0	1.5	4.9	-	-	3.5	12.1	26.9
5. Grade 10 (Sophomore)	2.5	2.7	2.4	3.3	-	1.9	2.2	2.9	2.7	2.3	2.7	-	-	5.7	14.4	22.1
6. Grade 11 (Junior)	1.9	1.8	2.1	2.2	0.6	1.4	2.6	2.1	1.3	1.9	1.8	-	-	7.4	10.6	7.8
7. Grade 12 (Senior)	1.7	1.8	1.7	2.1	1.0	2.1	1.7	1.2	2.2	1.8	1.4	-	-	5.6	9.8	8.1
<i>Item 5680 Subject A01g</i>	<i>N</i> 2229	1037	1140	1438	214	434	532	793	470	1713	370	1171	564	161	271	33
B100M: Smoke your first cigarette																
8. Never	53.5	52.4	55.0	49.3	70.2	57.9	51.8	47.9	60.6	56.9	39.4	82.2	27.3	27.5	15.6	7.7
1. Grade 6 or below	10.7	11.1	9.9	11.6	6.0	8.1	12.4	11.9	9.3	8.8	19.2	3.2	12.5	14.1	28.9	43.5
2. Grade 7	6.4	6.3	6.4	6.7	4.0	4.7	5.2	9.7	4.0	5.7	8.4	2.3	9.3	10.4	12.8	19.3
3. Grade 8	8.4	8.8	8.2	9.2	7.7	11.2	7.9	8.9	5.6	7.7	8.9	2.5	13.9	12.2	17.6	17.2
4. Grade 9 (Freshman)	7.5	7.2	7.5	8.6	7.2	4.9	8.3	8.8	6.8	7.1	9.4	2.8	12.4	14.1	12.4	6.0
5. Grade 10 (Sophomore)	4.8	5.0	4.8	5.1	1.7	4.9	6.1	4.2	4.4	4.5	6.0	1.6	10.9	7.8	4.4	1.7
6. Grade 11 (Junior)	5.6	5.9	5.6	6.4	1.9	6.1	5.2	5.6	5.5	6.0	4.9	2.7	8.6	10.5	7.5	4.7
7. Grade 12 (Senior)	3.1	3.3	2.7	3.2	1.2	2.2	3.1	3.0	3.9	3.1	3.7	2.7	5.2	3.5	0.9	-
<i>Item 5575 Subject A01g</i>	<i>N</i> 2213	1027	1134	1468	189	431	548	768	466	1696	383	1115	537	200	302	34
B100N: Drink enough to feel drunk or very high																
8. Never	42.4	40.4	44.8	35.7	70.1	36.2	40.8	41.9	51.1	43.4	38.9	70.8	13.3	16.3	10.1	4.2
1. Grade 6 or below	2.1	2.7	1.4	1.9	1.9	2.1	2.4	2.4	1.3	1.6	4.0	0.3	3.8	0.5	5.6	12.8
2. Grade 7	4.2	6.1	2.2	5.2	1.7	3.7	4.9	5.2	2.4	3.0	8.2	1.0	6.3	4.2	10.4	22.5
3. Grade 8	8.0	8.7	7.0	8.3	3.6	8.9	5.6	8.9	8.4	7.8	9.2	2.0	8.7	17.0	21.6	23.7
4. Grade 9 (Freshman)	14.5	14.6	14.5	17.6	7.8	17.3	15.9	14.6	10.2	14.0	13.6	4.8	23.0	24.5	27.3	23.9
5. Grade 10 (Sophomore)	13.3	13.9	13.1	14.5	6.8	14.4	15.4	11.9	12.3	14.1	10.8	7.8	23.5	19.4	13.8	8.3
6. Grade 11 (Junior)	10.2	9.4	11.1	12.1	3.7	11.9	9.1	10.5	9.4	10.7	9.7	8.1	15.1	13.8	7.7	4.6
7. Grade 12 (Senior)	5.2	4.2	6.0	4.7	4.4	5.4	5.9	4.7	4.8	5.3	5.6	5.3	6.3	4.2	3.5	-
<i>Item 5585 Subject A01g</i>	<i>N</i> 2176	1001	1122	1438	194	423	540	766	447	1672	367	1095	520	192	307	34
B100O: Try "crack" cocaine, specifically																
8. Never	97.6	97.5	97.8	97.4	99.8	97.1	97.3	97.9	97.9	97.9	95.5	100.0	100.0	99.0	87.8	35.6
1. Grade 6 or below	0.1	*	0.2	*	0.2	-	0.3	0.1	-	0.1	-	-	-	-	0.6	2.0
2. Grade 7	0.1	0.1	0.1	0.2	-	0.2	0.3	-	0.1	0.1	0.4	-	-	-	0.3	6.3
3. Grade 8	0.3	0.1	0.5	0.4	-	1.0	0.4	0.1	-	0.3	0.4	-	-	-	2.2	2.9
4. Grade 9 (Freshman)	0.3	0.5	0.2	0.2	-	0.2	0.5	-	0.8	0.4	0.3	-	-	0.2	1.8	7.4
5. Grade 10 (Sophomore)	0.6	0.7	0.5	0.6	-	0.6	0.3	0.9	0.3	0.4	1.4	-	-	0.3	2.2	22.2
6. Grade 11 (Junior)	0.6	0.8	0.5	0.7	-	0.6	0.3	0.8	0.7	0.5	1.6	-	-	-	2.9	23.7
7. Grade 12 (Senior)	0.3	0.3	0.3	0.4	-	0.4	0.6	0.2	0.3	0.4	0.3	-	-	0.5	2.2	-
<i>Item 5661 Subject A01g</i>	<i>N</i> 2302	1068	1182	1502	219	447	570	801	484	1771	383	1173	578	198	298	25
B100P: Try crystal meth ("ice")																
8. Never	97.0	97.4	97.0	97.3	99.3	98.9	97.5	95.9	96.8	97.8	95.0	100.0	100.0	98.5	85.2	48.2
1. Grade 6 or below	0.5	0.5	0.5	0.2	0.7	0.7	0.8	0.5	0.1	0.2	1.3	-	-	-	2.4	11.6
2. Grade 7	0.1	-	0.1	0.1	-	-	0.3	-	-	-	0.4	-	-	-	-	4.6
3. Grade 8	*	*	-	*	-	-	0.1	0.1	-	*	-	-	-	-	0.1	-
4. Grade 9 (Freshman)	0.3	0.2	0.3	0.1	-	-	0.2	-	0.9	0.3	0.2	-	-	-	1.8	-
5. Grade 10 (Sophomore)	0.9	0.9	1.0	0.8	-	0.2	0.2	1.7	1.1	0.8	1.8	-	-	0.8	3.3	26.2
6. Grade 11 (Junior)	0.7	0.9	0.4	0.8	-	0.3	0.5	0.8	1.1	0.6	0.9	-	-	0.7	3.9	7.1
7. Grade 12 (Senior)	0.5	0.2	0.7	0.7	-	-	0.3	1.1	-	0.3	0.4	-	-	-	3.2	2.4
<i>Item 24430 Subject A01g</i>	<i>N</i> 2345	1092	1199	1531	218	452	577	824	493	1787	406	1174	581	207	319	35
B101: How many of your friends would you estimate . . .																
B101A: Smoke cigarettes?																
1. None	18.0	15.3	20.4	12.4	40.4	17.1	13.5	17.1	25.9	17.9	15.5	26.2	13.0	7.2	4.6	10.6
2. A few	36.1	35.1	36.9	36.4	25.1	41.3	34.7	33.5	37.4	38.8	28.4	41.4	35.6	33.7	20.3	22.6
3. Some	30.1	33.9	27.1	32.4	25.4	28.8	34.5	29.1	27.9	29.8	32.1	24.9	33.1	41.4	36.0	34.0
4. Most	14.3	14.5	14.2	17.5	7.8	11.6	16.3	18.0	8.2	12.4	21.9	7.1	16.5	16.4	35.4	25.3
5. All	1.4	1.2	1.5	1.3	1.2	1.2	0.9	2.2	0.6	1.1	2.1	0.4	1.8	1.3	3.7	7.5
<i>Item 7070 Subject A02a</i>	<i>N</i> 2375	1101	1220	1540	228	458	583	843	492	1808	413	1191	588	209	320	35

* = less than .05 percent.

DESCRIPTIVE RESULTS: 2005

93

QUESTIONNAIRE FORM 1 2005	TOTAL	SEX		RACE		REGION				COLLEGE PLANS?		ILLICIT DRUG USE: LIFETIME				
		M	F	White	Black	NE	NC	S	W	Yes	No	None	Mari- juana Only	Few Pills	More Pills	Any Her- oin
<i>N (Weighted No. of Cases):</i>	2580	1124	1232	1557	236	515	628	912	524	1825	419	1226	618	216	357	36
<i>% of Weighted Total:</i>	100.0	43.6	47.7	60.3	9.1	20.0	24.4	35.4	20.3	70.7	16.2	47.5	24.0	8.4	13.8	1.4
B101B: Smoke marijuana (pot, grass) or hashish?																
1. None	21.1	18.2	23.5	18.1	27.4	16.4	21.4	22.3	23.1	20.7	20.6	34.5	7.1	10.5	5.8	-
2. A few	31.1	31.8	30.7	31.1	23.5	30.1	33.0	31.0	29.8	32.2	28.6	35.3	30.5	27.9	19.9	24.4
3. Some	27.5	28.4	26.7	29.8	23.5	28.4	28.1	26.6	27.3	28.5	24.3	22.5	35.4	28.2	29.5	36.2
4. Most	17.8	19.5	16.4	18.3	22.2	22.0	15.4	17.4	17.3	16.5	22.7	6.9	23.4	31.7	37.0	31.0
5. All	2.6	2.2	2.7	2.6	3.4	3.2	2.0	2.7	2.6	2.0	3.7	0.7	3.6	1.7	7.9	8.4
<i>Item 7080 Subject A02a</i>	<i>N</i> 2369	1097	1218	1540	227	456	581	840	493	1805	414	1188	585	209	320	34
B101C: Take "crack" cocaine?																
1. None	77.4	79.5	75.6	77.0	90.2	82.1	79.1	77.3	71.3	77.4	75.6	82.6	77.9	76.3	60.6	58.5
2. A few	17.4	16.5	18.2	18.2	7.3	13.4	16.3	17.0	23.0	18.0	16.7	13.2	18.7	19.5	28.8	27.0
3. Some	4.1	2.9	5.2	3.8	2.1	3.3	4.0	4.5	4.3	3.8	5.8	3.5	2.6	2.6	8.3	11.0
4. Most	0.7	0.4	0.8	0.7	0.3	0.5	0.4	0.9	0.8	0.6	0.4	0.3	0.3	1.6	1.3	3.5
5. All	0.4	0.6	0.2	0.3	-	0.7	0.2	0.4	0.7	0.2	1.5	0.4	0.5	-	1.0	-
<i>Item 7151 Subject A02a</i>	<i>N</i> 2362	1093	1216	1536	223	455	582	834	492	1798	414	1189	585	205	320	32
B101D: Take cocaine powder?																
1. None	71.6	72.3	71.0	70.5	84.6	72.2	74.7	72.1	66.5	71.5	71.8	83.0	70.8	69.5	35.6	38.0
2. A few	21.3	21.6	21.1	22.4	11.2	21.4	19.5	19.8	26.0	22.1	19.1	12.9	25.4	22.8	42.9	41.8
3. Some	5.6	4.8	6.4	5.7	4.0	5.2	4.6	6.6	5.5	5.3	6.9	3.4	2.8	5.8	17.0	15.1
4. Most	1.0	0.8	1.3	1.2	0.2	0.6	0.9	1.1	1.5	0.9	1.0	0.4	0.5	1.9	3.5	5.1
5. All	0.4	0.5	0.2	0.2	-	0.7	0.2	0.4	0.5	0.3	1.2	0.3	0.5	-	1.0	-
<i>Item 23990 Subject A02a</i>	<i>N</i> 2352	1091	1208	1529	223	449	580	832	491	1788	414	1182	582	205	319	32
B101E: Drink alcoholic beverages (liquor, beer, wine)?																
1. None	8.4	8.1	8.1	5.4	18.6	7.6	5.1	10.5	9.4	7.2	9.7	12.9	3.8	2.1	3.4	-
2. A few	11.8	9.3	14.1	10.7	14.5	8.6	12.8	12.3	12.8	12.3	10.2	17.9	6.2	5.3	3.0	13.9
3. Some	20.6	21.4	19.9	19.5	20.0	18.2	23.8	18.9	21.8	21.6	18.3	26.4	16.3	12.6	12.4	19.5
4. Most	40.3	42.7	38.8	44.2	31.6	42.6	39.9	40.5	38.4	41.2	40.9	33.3	48.4	52.4	44.1	49.1
5. All	18.9	18.4	19.2	20.2	15.3	23.1	18.4	17.8	17.6	17.8	20.8	9.5	25.3	27.5	37.1	17.5
<i>Item 7190 Subject A02a</i>	<i>N</i> 2366	1096	1217	1535	227	456	581	838	491	1800	415	1188	583	207	320	35
B101F: Get drunk at least once a week?																
1. None	25.0	21.2	28.2	19.2	49.2	21.4	21.5	26.9	29.3	24.6	24.8	36.5	15.2	13.3	7.6	11.2
2. A few	27.0	25.9	28.2	26.6	23.3	29.5	27.5	27.2	23.7	28.1	22.6	28.6	28.1	23.0	22.7	28.4
3. Some	25.0	28.5	22.3	27.5	18.8	25.3	28.7	24.0	22.0	25.9	24.0	22.7	27.3	31.7	25.2	23.0
4. Most	17.9	18.0	17.6	21.2	4.5	18.5	18.1	16.4	19.4	17.3	21.0	10.6	21.9	25.2	32.7	26.8
5. All	5.1	6.5	3.7	5.5	4.1	5.3	4.3	5.5	5.5	4.1	7.6	1.6	7.4	6.8	11.7	10.7
<i>Item 7200 Subject A02a</i>	<i>N</i> 2367	1095	1220	1540	228	457	579	840	490	1804	413	1189	585	208	317	35
The next questions are about your experiences in school.																
D001: Some people like school very much. Others don't. How do you feel about going to school?																
5. I like school very much	10.1	10.0	10.2	7.3	18.6	9.0	8.0	9.8	13.9	11.1	5.2	13.4	6.5	7.0	6.0	10.1
4. I like school quite a lot	22.4	20.9	23.7	22.1	20.1	21.7	21.3	21.7	25.6	24.5	14.1	27.0	19.0	21.1	13.4	10.4
3. I like school some	45.0	45.7	44.7	46.3	43.1	50.3	45.5	42.9	43.1	45.1	43.6	43.1	49.9	42.1	45.7	26.9
2. I don't like school very much	14.6	14.9	14.1	16.3	10.6	11.6	17.9	16.4	10.3	13.1	22.1	11.8	14.0	19.8	22.4	34.4
1. I don't like school at all	7.9	8.5	7.3	8.0	7.6	7.3	7.3	9.3	7.0	6.2	15.1	4.8	10.6	10.0	12.5	18.1
<i>Item 7630 Subject B01, Q08</i>	<i>N</i> 2194	1020	1134	1437	193	401	556	773	464	1733	395	1118	542	197	273	32
D002: How often do you feel that the school work you are assigned is meaningful and important?																
5. Almost always	9.5	7.6	11.2	6.2	19.9	6.7	6.8	10.1	14.0	9.2	8.9	12.0	7.5	5.6	6.3	8.0
4. Often	22.1	22.1	22.2	19.7	21.0	23.9	19.3	22.6	23.2	22.9	18.1	24.8	20.3	20.7	14.8	24.7
3. Sometimes	38.6	36.9	40.3	42.3	34.2	43.0	41.1	35.3	37.1	40.6	30.9	39.6	37.2	42.1	37.8	21.8
2. Seldom	23.8	26.6	21.4	26.2	17.8	20.1	27.6	24.8	20.5	22.5	30.1	18.9	26.8	27.9	32.9	32.9
1. Never	6.1	6.9	4.9	5.5	7.1	6.3	5.3	7.2	5.1	4.9	11.9	4.7	8.2	3.6	8.2	12.6
<i>Item 5700 Subject B01</i>	<i>N</i> 2183	1014	1129	1432	192	397	555	770	461	1727	394	1113	540	194	273	32

MONITORING THE FUTURE

QUESTIONNAIRE FORM 1 2005	TOTAL	SEX		RACE		REGION				COLLEGE PLANS?		ILLICIT DRUG USE: LIFETIME				
		M	F	White	Black	NE	NC	S	W	Yes	No	None	Mari- juana Only	Few Pills	More Pills	Any Her- oin
<i>N (Weighted No. of Cases):</i>	2580	1124	1232	1557	236	515	628	912	524	1825	419	1226	618	216	357	36
<i>% of Weighted Total:</i>	100.0	43.6	47.7	60.3	9.1	20.0	24.4	35.4	20.3	70.7	16.2	47.5	24.0	8.4	13.8	1.4
D003: How interesting are most of your courses to you?																
5. Very exciting and stimulating	3.8	3.0	4.5	2.5	8.2	4.1	2.3	3.7	5.8	4.2	1.6	5.2	2.0	3.4	1.8	-
4. Quite interesting	22.4	20.2	24.9	20.3	27.5	22.9	20.4	21.1	26.8	23.2	19.1	27.3	17.5	18.0	16.9	12.1
3. Fairly interesting	44.0	43.3	44.3	46.2	36.6	48.6	47.6	40.9	40.7	45.6	35.9	43.8	45.9	50.2	37.8	39.4
2. Slightly dull	22.4	23.6	21.8	24.1	21.3	18.1	23.5	25.5	19.7	21.1	28.8	18.2	25.6	21.5	31.7	35.1
1. Very dull	7.3	9.9	4.5	7.0	6.3	6.4	6.2	8.8	7.0	5.9	14.5	5.4	9.0	6.8	11.7	13.4
<i>Item 5710 Subject B01</i>	<i>N</i> 2179	1012	1127	1430	191	396	555	768	460	1723	392	1113	536	193	273	33
D004: How important do you think the things you are learning in school are going to be for your later life?																
5. Very important	15.5	12.4	18.2	10.6	26.4	11.9	12.3	17.9	18.6	15.3	15.8	17.1	15.4	12.2	11.6	7.8
4. Quite important	24.8	27.5	22.9	24.4	23.8	24.5	25.4	24.1	25.6	25.9	18.5	28.5	19.7	23.0	21.7	23.2
3. Fairly important	29.7	28.6	30.5	32.1	25.9	34.3	30.2	29.4	25.7	30.5	27.4	29.6	28.7	33.5	29.5	45.6
2. Slightly important	24.4	24.6	24.5	27.3	20.4	23.1	27.1	22.4	25.8	23.6	28.8	20.3	30.3	28.6	26.1	23.4
1. Not at all important	5.5	6.8	3.9	5.5	3.5	6.3	5.1	6.2	4.3	4.7	9.5	4.5	5.9	2.8	11.0	-
<i>Item 5720 Subject B01</i>	<i>N</i> 2166	1010	1116	1427	187	395	554	760	456	1714	390	1105	534	192	271	32
D005: How much competition for grades is there among students at your school?																
1. None	8.8	9.2	8.3	7.7	14.4	9.0	6.5	10.8	8.2	6.8	17.7	7.4	10.1	12.2	9.7	5.8
2. A little	21.1	22.6	20.2	21.9	21.1	16.1	24.2	22.1	20.1	19.2	30.0	19.3	22.1	21.1	23.5	44.8
3. Some	30.7	31.1	29.8	32.1	27.1	34.0	31.1	27.9	32.0	31.9	26.8	29.7	32.8	29.4	32.4	27.3
4. Quite a bit	24.1	22.8	25.6	23.6	19.2	24.7	23.7	24.0	24.5	24.9	19.3	26.5	22.7	20.4	21.9	9.0
5. A great deal	15.2	14.3	16.2	14.6	18.3	16.1	14.5	15.2	15.2	17.3	6.2	17.2	12.2	16.8	12.6	13.0
<i>Item 5730 Subject B04</i>	<i>N</i> 2166	1010	1115	1425	188	393	555	762	457	1716	386	1108	535	192	269	31
D006: How do you think most of the students in your classes would feel if you cheated on a test?																
1. They would like it very much	3.5	4.2	2.8	2.5	7.6	2.5	2.6	4.2	4.1	2.8	5.8	2.5	4.4	2.7	4.6	2.8
2. They would like it	3.0	4.0	2.1	2.6	5.9	2.0	3.8	3.7	1.8	2.5	5.1	2.7	4.1	3.5	2.1	2.6
3. They would not care	78.4	78.6	78.3	79.2	77.0	78.2	75.0	82.4	75.8	78.7	78.6	74.3	81.6	82.0	85.4	89.8
4. They would dislike it	11.1	10.0	12.0	12.2	6.1	15.0	14.4	6.9	10.7	11.3	9.1	14.1	8.7	10.8	5.6	4.8
5. They would dislike it very much	4.0	3.1	4.8	3.5	3.4	2.3	4.2	2.7	7.6	4.7	1.4	6.3	1.3	1.1	2.2	-
<i>Item 5740 Subject B04</i>	<i>N</i> 2163	1004	1118	1423	188	393	552	762	455	1716	387	1102	535	192	271	31
D007: How do you think most of the students in your classes would feel if you intentionally did things to make your teachers angry?																
1. They would like it very much	4.8	6.2	3.3	4.3	5.5	3.7	4.2	6.0	4.2	3.9	8.2	4.3	5.3	1.8	7.9	7.4
2. They would like it	12.6	17.1	8.6	12.5	12.0	12.4	13.3	12.1	12.5	12.1	15.1	11.4	13.2	12.8	14.7	16.3
3. They would not care	50.6	47.2	53.6	48.8	63.4	54.8	47.3	53.0	47.2	49.5	54.4	47.7	54.9	57.7	47.5	62.2
4. They would dislike it	25.8	25.0	26.6	28.9	11.9	25.6	27.4	23.3	28.1	27.9	18.1	29.2	21.6	21.5	25.1	14.2
5. They would dislike it very much	6.3	4.5	7.9	5.4	7.2	3.5	7.8	5.5	8.0	6.7	4.1	7.4	5.1	6.3	4.8	-
<i>Item 5750 Subject B04</i>	<i>N</i> 2142	993	1107	1414	181	388	553	748	453	1697	386	1090	527	190	273	30
D008: How often do you find that your friends encourage you to do things which your teachers wouldn't like?																
1. Never	38.2	26.0	49.4	34.5	48.0	39.6	34.2	38.7	41.3	39.2	31.8	42.3	36.4	37.1	28.6	21.1
2. Seldom	34.5	37.6	31.8	36.7	29.3	37.9	33.8	33.9	33.5	34.7	34.1	32.7	36.2	37.6	35.8	47.1
3. Sometimes	18.0	23.3	13.3	19.5	12.4	15.8	20.9	17.9	16.6	17.3	22.8	16.3	19.1	16.6	21.9	23.8
4. Often	6.8	9.2	4.4	7.1	6.8	5.5	8.7	6.5	5.9	6.7	7.3	6.5	5.5	7.0	10.5	4.7
5. Almost always	2.4	4.0	1.1	2.2	3.5	1.2	2.4	3.0	2.6	2.1	3.9	2.2	2.8	1.7	3.2	3.3
<i>Item 5760 Subject B04</i>	<i>N</i> 2127	982	1104	1408	180	382	550	742	453	1688	378	1084	523	191	267	31
D009: Have you ever been in a work-study program—that is, a program where you work on a job as part of your schooling?																
1. No, not ever	84.2	82.0	86.2	85.5	75.1	88.9	85.0	81.2	84.4	87.0	75.8	88.3	81.0	82.9	77.8	64.0
2. Yes, for a half year or less	6.7	7.1	6.4	5.9	10.4	4.1	4.8	8.3	8.7	6.2	9.3	4.2	10.9	8.7	7.3	11.2
3. Yes, for about a year	6.8	8.5	5.3	7.0	10.7	5.3	7.7	8.4	4.4	5.0	11.8	5.1	7.2	5.2	12.2	19.2
4. Yes, for about two years	1.8	1.9	1.8	1.5	3.5	1.3	1.8	1.9	2.1	1.6	2.0	2.0	0.8	3.2	2.1	5.6
5. Yes, for more than two years	0.4	0.5	0.2	0.1	0.3	0.4	0.6	0.1	0.4	0.1	1.0	0.4	0.2	-	0.7	-
<i>Item 5770 Subject B02, C01</i>	<i>N</i> 2128	987	1101	1407	180	382	551	745	450	1687	379	1082	524	192	269	32

QUESTIONNAIRE FORM 1 2005	TOTAL	SEX		RACE		REGION				COLLEGE PLANS?		ILLCIT DRUG USE: LIFETIME				
		M	F	White	Black	NE	NC	S	W	Yes	No	None	Mari- juana Only	Few Pills	More Pills	Any Her- oin
<i>N (Weighted No. of Cases):</i>	2580	1124	1232	1557	236	515	628	912	524	1825	419	1226	618	216	357	36
<i>% of Weighted Total:</i>	100.0	43.6	47.7	60.3	9.1	20.0	24.4	35.4	20.3	70.7	16.2	47.5	24.0	8.4	13.8	1.4
D010: How many times this school year have you seen a counselor individually?																
1. No times	27.6	30.4	24.8	32.6	13.6	22.5	30.3	31.2	22.5	24.9	39.8	28.0	27.1	31.7	25.2	21.2
2. 1 time	12.7	14.4	11.5	13.7	11.1	11.6	12.3	14.0	11.8	12.0	14.1	11.4	13.2	10.2	16.5	34.3
3. 2 times	16.7	15.9	17.6	17.2	18.0	15.5	17.7	16.5	16.9	17.0	15.3	15.7	19.2	19.6	16.2	6.2
4. 3 or 4 times	24.0	23.2	24.8	21.8	25.8	23.0	23.0	23.9	26.2	25.4	18.5	24.5	23.0	23.2	22.9	23.9
5. 5-7 times	10.7	8.7	12.1	8.8	16.2	13.7	9.7	7.9	14.0	11.5	7.4	11.0	11.2	9.0	9.4	7.4
6. 8-10 times	3.4	3.6	3.1	2.7	4.5	6.4	3.6	2.0	2.8	3.6	2.6	3.9	2.8	2.9	2.4	4.1
7. 11 or more times	5.0	3.7	6.1	3.1	10.9	7.4	3.3	4.5	5.7	5.7	2.3	5.5	3.5	3.4	7.3	2.9
<i>Item 5780 Subject B05</i>	<i>N</i> 2128	985	1102	1405	180	379	550	750	449	1684	381	1084	523	192	269	30
D011: How many times this school year have you seen a counselor as a part of a group of other students?																
1. No times	64.7	67.3	62.7	70.0	54.2	61.0	68.7	63.7	64.6	63.1	72.9	64.7	63.1	65.3	66.1	65.9
2. 1 time	11.2	10.9	10.9	11.4	9.8	15.0	9.5	11.2	9.8	11.6	8.9	11.2	11.9	9.7	9.8	20.4
3. 2 times	9.3	9.5	9.3	8.0	14.0	11.3	7.3	9.9	8.8	10.1	5.6	9.0	11.8	9.1	6.9	6.0
4. 3 or 4 times	8.6	7.5	9.6	6.4	10.3	7.0	7.3	8.8	11.1	8.7	8.0	8.7	7.0	11.7	9.9	6.0
5. 5-7 times	2.6	1.7	3.3	1.6	6.7	1.7	3.4	3.0	1.5	2.7	1.8	2.8	2.3	1.7	3.5	-
6. 8-10 times	1.6	1.6	1.6	1.4	2.2	1.3	2.1	1.4	1.8	1.6	1.0	1.7	1.8	1.0	1.3	-
7. 11 or more times	2.1	1.6	2.6	1.1	2.9	2.6	1.7	1.9	2.4	2.2	1.7	2.0	2.2	1.5	2.5	1.7
<i>Item 5790 Subject B05</i>	<i>N</i> 2122	982	1099	1398	180	378	548	750	446	1681	380	1081	521	190	268	30
D012: Would you have preferred to see a counselor more or less often than you have during the past year?																
5. Much more often	9.3	7.8	10.6	4.9	20.9	7.2	6.3	10.6	12.4	9.4	8.3	9.5	8.7	7.1	8.7	12.6
4. A little more often	19.3	17.6	21.1	18.2	18.1	16.0	17.4	20.6	22.3	19.6	17.0	19.8	18.4	24.3	17.0	17.4
3. About as often	49.6	50.7	48.9	54.4	39.1	54.6	52.3	46.5	47.3	51.7	41.9	52.6	48.3	42.3	46.8	51.1
2. A little less often	5.8	6.4	5.1	5.4	9.9	6.7	5.1	6.1	5.3	5.7	5.8	5.1	5.1	10.0	7.3	-
1. Much less often	16.0	17.4	14.3	17.0	12.0	15.4	18.9	16.2	12.7	13.6	27.0	12.9	19.5	16.4	20.2	18.9
<i>Item 5800 Subject B05</i>	<i>N</i> 2079	968	1076	1364	178	367	540	739	433	1648	377	1062	508	183	267	30
D013: How helpful have your sessions with a counselor been to you?																
5. Extremely helpful	12.7	11.7	13.6	8.5	22.8	10.2	10.8	13.9	15.1	13.1	11.6	13.7	12.2	10.7	11.3	5.4
4. Quite helpful	20.8	19.8	21.5	18.3	28.1	22.3	17.0	20.5	24.7	20.9	17.7	22.0	19.9	22.3	16.0	28.5
3. Somewhat helpful	18.9	19.3	18.4	18.9	20.1	22.3	19.5	17.9	16.7	20.1	14.8	19.6	19.4	15.4	16.4	23.6
2. A little helpful	16.6	15.8	17.4	17.5	14.4	18.5	17.5	14.5	17.2	16.7	15.1	14.5	18.7	16.3	22.3	6.7
1. Not at all helpful	10.0	10.6	9.2	10.7	7.8	9.6	9.1	11.4	9.1	9.6	11.9	7.9	8.4	13.5	17.5	20.4
8. Did not see a counselor this year	21.1	22.8	19.9	26.0	6.8	17.2	26.0	21.9	17.2	19.6	28.9	22.3	21.4	21.8	16.6	15.3
<i>Item 5810 Subject B05</i>	<i>N</i> 2104	973	1096	1387	179	374	546	736	448	1669	378	1076	514	188	266	30
D014: Would you have preferred more or less of each of the following types of counseling in the last year?																
D014A: Choosing what courses to take																
5. Much more	21.1	21.1	20.7	16.0	32.6	16.7	15.1	26.4	23.4	19.9	25.5	19.1	22.9	20.2	26.0	25.2
4. A little more	24.6	22.1	27.1	25.0	23.2	26.4	22.9	23.9	26.5	24.8	23.7	24.9	25.4	29.7	17.7	24.4
3. About right	46.0	48.1	44.3	50.7	38.0	49.7	51.3	42.2	42.8	47.7	39.4	48.1	44.8	39.2	46.2	37.6
2. A little less	2.3	2.6	1.8	2.6	0.3	2.3	3.0	1.7	2.4	2.1	3.3	2.7	2.0	3.0	1.2	-
1. Much less	6.0	6.0	6.0	5.7	6.0	4.9	7.7	5.8	4.9	5.5	8.2	5.2	4.9	7.9	8.9	12.7
<i>Item 5811 Subject B05</i>	<i>N</i> 2059	955	1069	1361	178	362	536	724	435	1634	370	1061	501	182	258	30
D014B: Discussing problems with course work																
5. Much more	12.6	11.3	13.5	8.6	30.4	9.3	6.9	16.9	15.2	11.4	16.6	11.5	13.6	13.6	13.3	16.1
4. A little more	19.4	16.8	21.9	18.3	18.2	22.0	16.8	18.5	22.1	19.4	19.3	20.2	17.3	18.0	20.4	27.2
3. About right	53.8	56.0	52.2	58.8	40.0	56.1	59.3	51.1	49.4	56.7	42.2	56.1	52.7	50.0	53.5	25.5
2. A little less	3.8	4.7	3.0	4.1	4.1	3.0	3.5	3.9	4.4	3.5	5.2	3.0	5.2	4.4	3.2	5.2
1. Much less	10.4	11.3	9.4	10.2	7.3	9.6	13.3	9.6	8.9	8.9	16.6	9.1	11.1	14.0	9.5	26.0
<i>Item 5812 Subject B05</i>	<i>N</i> 2041	946	1059	1351	177	355	534	723	429	1619	368	1049	497	178	259	30

MONITORING THE FUTURE

QUESTIONNAIRE FORM 1 2005	TOTAL	SEX		RACE		REGION				COLLEGE PLANS?		ILLICIT DRUG USE: LIFETIME					
		M	F	White	Black	NE	NC	S	W	Yes	No	None	Mari- juana Only	Few Pills	More Pills	Any Her- oin	
<i>N (Weighted No. of Cases):</i>	2580	1124	1232	1557	236	515	628	912	524	1825	419	1226	618	216	357	36	
<i>% of Weighted Total:</i>	100.0	43.6	47.7	60.3	9.1	20.0	24.4	35.4	20.3	70.7	16.2	47.5	24.0	8.4	13.8	1.4	
D014C: Discussing any trouble you've gotten into																	
5. Much more	8.6	7.9	9.0	5.6	19.7	5.5	4.4	12.6	9.6	7.7	11.4	8.4	8.7	4.4	12.2	8.9	
4. A little more	8.8	10.1	7.9	8.2	10.7	9.8	7.1	10.2	8.0	7.9	13.6	6.7	11.6	8.1	10.8	21.5	
3. About right	60.1	59.8	60.9	65.2	45.0	64.8	65.6	54.2	59.4	63.9	43.9	63.4	57.6	64.4	53.9	29.2	
2. A little less	5.0	5.9	4.0	5.4	4.6	5.0	4.5	4.4	6.6	4.8	5.6	4.1	5.6	6.1	5.2	11.4	
1. Much less	17.5	16.4	18.3	15.7	20.1	14.9	18.5	18.6	16.3	15.7	25.5	17.4	16.5	17.0	17.9	29.0	
<i>Item 5813 Subject B05</i>	<i>N</i>	<i>2019</i>	<i>939</i>	<i>1045</i>	<i>1334</i>	<i>175</i>	<i>351</i>	<i>529</i>	<i>721</i>	<i>418</i>	<i>1600</i>	<i>368</i>	<i>1033</i>	<i>492</i>	<i>178</i>	<i>260</i>	<i>30</i>
D014D: Discussing military plans																	
5. Much more	5.5	7.7	3.3	4.6	10.8	4.6	3.4	8.9	3.2	4.6	9.1	5.7	4.9	2.9	8.2	5.0	
4. A little more	4.8	6.3	3.2	4.9	2.8	4.5	5.4	5.2	3.4	3.9	8.0	4.8	5.4	4.4	2.7	9.5	
3. About right	50.4	49.5	51.6	57.5	25.8	58.9	54.6	47.0	44.1	53.4	38.4	53.5	47.1	52.6	46.9	25.1	
2. A little less	5.0	6.1	4.0	4.5	7.6	2.5	5.5	4.4	7.3	4.5	6.9	3.7	5.7	8.9	6.9	-	
1. Much less	34.3	30.3	38.0	28.6	52.9	29.5	31.0	34.5	41.9	33.5	37.5	32.4	36.9	31.2	35.3	60.5	
<i>Item 5814 Subject B05</i>	<i>N</i>	<i>1995</i>	<i>937</i>	<i>1023</i>	<i>1315</i>	<i>173</i>	<i>347</i>	<i>518</i>	<i>710</i>	<i>420</i>	<i>1577</i>	<i>367</i>	<i>1028</i>	<i>489</i>	<i>173</i>	<i>248</i>	<i>30</i>
D014E: Discussing education or training plans																	
5. Much more	18.0	15.4	20.3	13.2	32.9	14.4	13.1	23.2	18.3	18.5	15.5	17.6	19.3	14.4	21.1	5.1	
4. A little more	23.9	24.3	23.7	22.9	23.4	22.6	21.1	24.8	26.7	24.1	21.3	24.1	23.7	26.7	21.1	29.0	
3. About right	44.6	46.1	43.2	51.2	30.8	50.4	51.2	38.9	41.4	46.0	40.4	46.9	42.0	44.1	41.8	26.2	
2. A little less	3.2	3.4	3.1	2.6	3.2	3.8	2.1	2.6	5.1	3.0	4.2	3.0	2.8	4.2	3.6	8.3	
1. Much less	10.3	10.9	9.7	10.1	9.7	8.8	12.5	10.5	8.5	8.3	18.6	8.4	12.1	10.6	12.4	31.3	
<i>Item 5815 Subject B05</i>	<i>N</i>	<i>2025</i>	<i>939</i>	<i>1050</i>	<i>1345</i>	<i>174</i>	<i>352</i>	<i>529</i>	<i>716</i>	<i>428</i>	<i>1606</i>	<i>365</i>	<i>1048</i>	<i>491</i>	<i>174</i>	<i>258</i>	<i>30</i>
D014F: Discussing career plans or job choice																	
5. Much more	24.1	21.2	26.6	18.9	40.4	18.7	16.2	33.7	22.2	24.6	22.0	24.3	24.6	21.2	25.7	12.3	
4. A little more	25.7	26.1	25.7	25.1	21.3	28.3	26.1	22.2	29.0	26.0	24.1	26.4	26.8	27.9	18.8	30.2	
3. About right	39.6	41.2	38.3	45.3	28.1	44.0	44.7	34.3	38.7	40.2	37.8	40.4	37.7	39.4	42.1	30.1	
2. A little less	2.6	2.7	2.4	2.8	3.0	3.7	1.9	1.8	4.0	2.6	2.8	2.6	1.8	3.0	3.5	7.6	
1. Much less	8.0	8.8	7.0	7.8	7.2	5.4	11.1	8.0	6.1	6.6	13.3	6.4	9.2	8.6	9.9	19.8	
<i>Item 5816 Subject B05</i>	<i>N</i>	<i>2041</i>	<i>946</i>	<i>1059</i>	<i>1350</i>	<i>176</i>	<i>355</i>	<i>533</i>	<i>721</i>	<i>432</i>	<i>1618</i>	<i>369</i>	<i>1054</i>	<i>498</i>	<i>174</i>	<i>259</i>	<i>30</i>
D014G: Discussing personal problems																	
5. Much more	10.1	9.3	10.3	7.2	22.0	8.3	6.7	13.0	11.2	9.2	12.8	9.8	8.8	6.9	15.6	2.4	
4. A little more	10.2	8.9	11.3	9.6	10.2	12.2	8.2	11.6	8.5	10.1	10.8	8.9	10.5	15.6	9.9	24.3	
3. About right	53.6	55.2	52.5	60.3	37.9	59.2	59.1	47.6	52.5	57.3	38.0	58.0	50.7	50.4	50.0	15.9	
2. A little less	6.0	6.9	5.3	5.3	7.1	5.3	4.7	6.3	7.6	5.3	9.2	5.9	6.9	5.8	3.7	15.2	
1. Much less	20.1	19.6	20.6	17.6	22.9	14.9	21.4	21.5	20.2	18.1	29.2	17.4	23.1	21.3	20.8	42.1	
<i>Item 5817 Subject B05</i>	<i>N</i>	<i>2018</i>	<i>938</i>	<i>1044</i>	<i>1326</i>	<i>176</i>	<i>346</i>	<i>529</i>	<i>719</i>	<i>424</i>	<i>1595</i>	<i>371</i>	<i>1033</i>	<i>495</i>	<i>176</i>	<i>259</i>	<i>30</i>
D015: These next questions concern your health. During the LAST 30 DAYS, on how many days (if any) did you have the following problems or symptoms?																	
D015A: Headache																	
1. None	21.0	29.0	13.3	17.0	37.0	14.4	20.7	23.2	23.1	20.4	23.9	23.5	23.2	14.8	10.9	9.4	
2. One day	17.6	21.9	13.6	16.1	20.3	19.0	15.6	16.5	20.6	16.9	18.0	18.8	16.3	15.9	15.9	18.4	
3. Two days	21.2	19.6	23.0	23.4	14.7	24.9	20.0	20.1	21.3	21.4	20.6	22.5	20.4	19.8	19.4	16.3	
4. 3 to 5 days	20.3	17.0	23.3	20.9	15.8	21.2	19.6	21.1	19.3	21.2	17.1	19.9	18.2	23.1	22.4	36.3	
5. 6 to 9 days	10.1	6.3	13.6	11.3	4.1	7.4	12.9	9.6	9.7	10.4	10.0	8.5	11.2	12.4	14.6	-	
6. 10 to 19 days	6.1	3.4	8.7	7.0	5.0	7.4	6.7	6.3	4.0	6.0	6.5	4.2	7.1	8.4	9.8	13.8	
7. 20+ days	3.7	2.7	4.6	4.3	3.0	5.6	4.4	3.3	1.9	3.7	3.8	2.5	3.6	5.6	7.1	5.7	
<i>Item 21310 Subject T01</i>	<i>N</i>	<i>2094</i>	<i>969</i>	<i>1086</i>	<i>1390</i>	<i>181</i>	<i>367</i>	<i>546</i>	<i>743</i>	<i>438</i>	<i>1650</i>	<i>381</i>	<i>1083</i>	<i>507</i>	<i>185</i>	<i>259</i>	<i>30</i>
D015B: Sore throat or hoarse voice																	
1. None	37.5	43.9	31.3	33.8	52.5	32.8	38.3	39.6	37.0	36.3	41.2	44.2	32.9	28.0	28.4	8.2	
2. One day	17.3	17.7	17.0	16.2	12.7	17.9	16.4	16.0	20.2	17.2	18.8	17.9	16.3	16.1	19.1	8.6	
3. Two days	17.6	16.6	18.7	19.4	12.3	19.0	17.8	17.4	16.5	17.8	16.5	16.0	19.1	20.1	18.4	39.6	
4. 3 to 5 days	16.4	13.5	19.1	17.8	13.3	18.9	14.8	17.1	15.1	17.1	13.9	13.0	18.6	21.6	19.0	40.3	
5. 6 to 9 days	7.4	5.3	9.5	8.9	4.9	6.7	7.8	6.9	8.4	7.8	5.9	6.0	9.8	7.8	8.4	-	
6. 10 to 19 days	2.8	1.9	3.6	3.2	2.6	3.0	3.6	2.6	2.0	2.8	3.3	2.0	2.0	5.0	5.7	1.7	
7. 20+ days	0.9	0.9	0.8	0.8	1.7	1.6	1.3	0.5	0.7	1.0	0.4	0.8	1.1	1.4	0.9	1.6	
<i>Item 21320 Subject T01</i>	<i>N</i>	<i>2097</i>	<i>971</i>	<i>1088</i>	<i>1394</i>	<i>181</i>	<i>369</i>	<i>547</i>	<i>743</i>	<i>437</i>	<i>1653</i>	<i>381</i>	<i>1083</i>	<i>507</i>	<i>187</i>	<i>260</i>	<i>30</i>

DESCRIPTIVE RESULTS: 2005

97

QUESTIONNAIRE FORM 1 2005	TOTAL	SEX		RACE		REGION				COLLEGE PLANS?		ILLICIT DRUG USE: LIFETIME					
		M	F	White	Black	NE	NC	S	W	Yes	No	None	Mari- juana Only	Few Pills	More Pills	Any Her- oin	
<i>N (Weighted No. of Cases):</i>	2580	1124	1232	1557	236	515	628	912	524	1825	419	1226	618	216	357	36	
<i>% of Weighted Total:</i>	100.0	43.6	47.7	60.3	9.1	20.0	24.4	35.4	20.3	70.7	16.2	47.5	24.0	8.4	13.8	1.4	
D015C: Trouble with sinus congestion, runny nose, or sneezing																	
1. None	25.2	28.4	21.6	21.5	37.1	22.8	25.8	23.4	29.4	23.6	30.7	29.4	21.7	16.7	18.9	23.2	
2. One day	11.1	13.2	9.3	9.6	8.7	7.3	8.1	11.9	16.8	10.6	12.0	9.8	12.5	12.3	12.3	11.4	
3. Two days	13.6	14.5	13.0	14.4	10.7	15.7	14.3	12.5	12.6	13.4	14.0	12.2	17.0	13.0	14.4	7.0	
4. 3 to 5 days	20.9	19.6	22.4	22.4	19.5	23.0	21.4	22.0	16.7	21.6	18.0	19.9	22.2	22.2	19.6	43.0	
5. 6 to 9 days	14.5	11.1	17.6	16.6	7.2	18.1	15.0	14.0	11.8	15.6	11.8	15.5	12.0	16.4	15.9	2.4	
6. 10 to 19 days	8.7	7.2	10.4	9.7	9.1	6.9	9.5	9.3	8.5	9.1	7.6	7.7	9.2	9.8	12.2	7.1	
7. 20+ days	6.0	6.0	5.7	5.8	7.6	6.1	6.0	6.9	4.2	6.1	5.9	5.4	5.4	9.5	6.7	6.0	
<i>Item 21330 Subject T01</i>	<i>N</i>	<i>2098</i>	<i>971</i>	<i>1088</i>	<i>1393</i>	<i>181</i>	<i>369</i>	<i>548</i>	<i>743</i>	<i>439</i>	<i>1656</i>	<i>379</i>	<i>1082</i>	<i>509</i>	<i>187</i>	<i>260</i>	<i>30</i>
D015D: Coughing spells																	
1. None	53.1	56.4	50.0	49.4	57.8	50.4	52.8	50.5	60.0	52.9	54.3	60.3	48.3	43.2	41.6	29.3	
2. One day	12.4	13.8	11.0	13.1	13.9	14.5	12.5	12.0	11.0	12.7	9.4	11.9	13.0	12.2	13.1	20.5	
3. Two days	11.2	9.9	12.5	12.4	7.5	11.3	10.1	13.9	8.1	11.2	11.3	9.2	11.9	17.9	13.6	4.4	
4. 3 to 5 days	12.1	10.0	13.9	13.5	8.4	13.3	10.6	13.2	10.9	12.0	11.9	9.8	14.2	13.4	15.1	33.3	
5. 6 to 9 days	6.2	5.7	6.9	6.6	7.2	4.5	7.6	6.5	5.6	6.5	6.2	5.1	6.8	8.3	8.1	4.1	
6. 10 to 19 days	3.3	2.7	3.8	3.3	3.3	3.0	3.8	2.8	3.5	3.1	3.8	2.7	3.3	3.5	5.0	2.4	
7. 20+ days	1.8	1.5	1.9	1.7	2.0	2.9	2.5	1.2	0.9	1.5	3.0	1.1	2.6	1.4	3.3	6.0	
<i>Item 21340 Subject T01</i>	<i>N</i>	<i>2094</i>	<i>972</i>	<i>1083</i>	<i>1390</i>	<i>181</i>	<i>366</i>	<i>547</i>	<i>742</i>	<i>438</i>	<i>1651</i>	<i>379</i>	<i>1080</i>	<i>509</i>	<i>186</i>	<i>259</i>	<i>30</i>
D015E: Chest colds																	
1. None	72.7	76.7	69.0	69.8	70.8	70.1	73.3	71.0	77.1	72.6	74.3	79.3	68.3	62.3	64.6	48.7	
2. One day	7.6	8.1	7.2	8.9	5.2	11.0	5.8	8.4	5.7	7.7	6.7	5.6	8.7	11.1	11.7	8.6	
3. Two days	7.3	6.4	8.4	7.9	7.0	7.7	7.3	7.8	6.2	7.5	6.2	5.9	8.0	10.3	8.9	7.8	
4. 3 to 5 days	7.0	5.3	8.5	7.7	8.2	6.5	7.2	8.0	5.6	6.4	9.3	5.8	8.3	8.6	6.4	26.9	
5. 6 to 9 days	3.6	1.7	5.4	3.8	5.1	3.3	4.2	3.1	3.9	3.8	3.0	2.5	4.0	4.7	6.4	4.7	
6. 10 to 19 days	1.0	0.8	1.1	1.1	1.7	0.7	1.0	0.9	1.3	1.2	0.2	0.7	1.4	1.8	0.6	-	
7. 20+ days	0.7	1.0	0.4	0.7	2.0	0.7	1.3	0.7	0.2	0.8	0.2	0.2	1.3	1.1	1.3	3.3	
<i>Item 21350 Subject T01</i>	<i>N</i>	<i>2094</i>	<i>969</i>	<i>1086</i>	<i>1389</i>	<i>181</i>	<i>366</i>	<i>546</i>	<i>744</i>	<i>438</i>	<i>1651</i>	<i>379</i>	<i>1080</i>	<i>509</i>	<i>186</i>	<i>259</i>	<i>30</i>
D015F: Coughing up phlegm or blood																	
1. None	79.6	80.8	78.5	77.1	86.5	78.6	78.7	78.8	82.9	79.8	77.4	82.6	79.7	77.8	70.8	54.0	
2. One day	4.7	5.1	4.1	5.2	4.4	6.4	4.1	4.9	3.5	5.2	2.6	4.3	5.7	3.4	4.2	15.3	
3. Two days	3.9	3.2	4.6	4.3	1.9	3.3	4.0	4.2	3.8	3.6	5.6	3.5	4.3	5.7	3.2	3.3	
4. 3 to 5 days	4.5	4.2	4.9	4.9	1.2	3.9	4.0	5.4	4.0	3.8	7.3	4.0	3.6	4.0	6.6	19.7	
5. 6 to 9 days	3.9	3.3	4.6	4.4	1.7	4.2	4.8	3.4	3.4	4.2	2.9	3.2	3.5	4.2	8.1	-	
6. 10 to 19 days	2.1	2.0	2.1	2.7	0.9	1.8	2.9	2.0	1.4	2.2	2.0	1.7	1.5	2.1	4.6	1.7	
7. 20+ days	1.4	1.4	1.2	1.4	3.4	1.8	1.7	1.2	1.0	1.1	2.1	0.6	1.6	2.9	2.3	6.0	
<i>Item 21360 Subject T01</i>	<i>N</i>	<i>2091</i>	<i>969</i>	<i>1084</i>	<i>1389</i>	<i>180</i>	<i>368</i>	<i>544</i>	<i>741</i>	<i>437</i>	<i>1650</i>	<i>378</i>	<i>1082</i>	<i>509</i>	<i>185</i>	<i>256</i>	<i>30</i>
D015G: Shortness of breath when you were not exercising																	
1. None	80.0	85.6	74.5	78.9	85.0	78.4	78.5	80.4	82.4	81.0	74.7	85.0	79.9	81.9	62.0	51.1	
2. One day	5.6	4.8	6.6	5.9	4.2	5.7	5.3	4.9	7.1	5.1	8.6	4.8	6.5	3.7	8.6	8.9	
3. Two days	5.0	3.7	6.3	5.5	4.0	5.9	5.3	4.9	4.2	4.9	6.1	4.7	5.4	4.1	5.4	14.7	
4. 3 to 5 days	4.0	3.2	4.8	4.0	3.5	3.5	4.6	4.4	2.9	3.9	3.6	3.1	2.7	5.3	8.0	16.8	
5. 6 to 9 days	2.3	1.3	3.3	2.8	0.6	2.3	2.6	2.7	1.3	1.9	3.8	1.2	2.4	1.1	6.6	-	
6. 10 to 19 days	1.7	0.5	2.9	1.7	-	2.5	2.0	1.4	1.4	1.7	2.0	0.6	2.1	0.6	6.0	2.5	
7. 20+ days	1.4	1.0	1.7	1.4	2.8	1.7	1.7	1.4	0.7	1.4	1.2	0.5	1.1	3.2	3.4	6.0	
<i>Item 21370 Subject T01</i>	<i>N</i>	<i>2088</i>	<i>968</i>	<i>1082</i>	<i>1387</i>	<i>180</i>	<i>366</i>	<i>544</i>	<i>742</i>	<i>436</i>	<i>1648</i>	<i>378</i>	<i>1080</i>	<i>506</i>	<i>185</i>	<i>257</i>	<i>30</i>
D015H: Wheezing or gasping																	
1. None	85.6	87.9	83.4	85.8	84.7	85.0	87.5	83.2	87.8	86.1	83.0	90.1	83.9	84.0	75.0	58.4	
2. One day	4.8	5.2	4.6	4.8	4.3	5.6	3.5	5.1	5.3	4.6	5.4	3.0	5.6	4.4	10.9	9.7	
3. Two days	3.5	2.5	4.4	3.4	3.9	2.8	3.3	4.6	2.6	3.4	4.7	3.1	3.8	3.6	4.2	11.2	
4. 3 to 5 days	2.8	2.0	3.6	2.8	3.4	2.2	2.0	3.9	2.4	2.5	3.8	1.9	3.2	3.6	3.7	15.1	
5. 6 to 9 days	1.6	0.9	2.3	1.8	1.4	2.8	1.2	1.8	0.7	1.8	1.0	1.2	2.0	0.3	3.5	-	
6. 10 to 19 days	0.7	0.6	0.9	0.7	0.4	0.8	1.3	0.5	0.4	0.8	0.7	0.3	1.0	-	2.0	1.2	
7. 20+ days	0.9	0.8	0.8	0.7	2.1	0.7	1.2	0.8	0.8	0.8	1.4	0.4	0.5	4.2	0.7	4.3	
<i>Item 21380 Subject T01</i>	<i>N</i>	<i>2086</i>	<i>969</i>	<i>1081</i>	<i>1387</i>	<i>181</i>	<i>369</i>	<i>544</i>	<i>741</i>	<i>432</i>	<i>1646</i>	<i>378</i>	<i>1081</i>	<i>504</i>	<i>185</i>	<i>258</i>	<i>30</i>

MONITORING THE FUTURE

QUESTIONNAIRE FORM 1 2005	TOTAL	SEX		RACE		REGION				COLLEGE PLANS?		ILLCIT DRUG USE: LIFETIME					
		M	F	White	Black	NE	NC	S	W	Yes	No	None	Mari- juana Only	Few Pills	More Pills	Any Her- oin	
<i>N (Weighted No. of Cases):</i>	2580	1124	1232	1557	236	515	628	912	524	1825	419	1226	618	216	357	36	
<i>% of Weighted Total:</i>	100.0	43.6	47.7	60.3	9.1	20.0	24.4	35.4	20.3	70.7	16.2	47.5	24.0	8.4	13.8	1.4	
D015I: Trouble remembering things																	
1. None	62.4	65.9	59.1	62.7	68.7	62.1	63.9	61.4	62.3	63.0	59.5	68.6	58.5	58.4	48.2	31.3	
2. One day	10.1	10.8	9.6	9.4	5.8	10.8	6.8	10.4	13.2	10.0	10.9	9.2	12.5	12.1	8.2	10.7	
3. Two days	7.8	5.8	9.7	8.4	6.3	8.3	7.4	7.1	9.2	7.8	7.6	7.4	7.3	9.8	9.4	12.1	
4. 3 to 5 days	7.6	7.4	8.0	7.8	7.1	7.1	7.8	9.1	5.4	7.6	7.5	5.9	8.1	6.7	14.4	15.3	
5. 6 to 9 days	4.2	3.6	4.7	4.5	1.8	3.1	5.4	4.0	3.9	4.5	2.7	3.8	4.1	3.6	7.0		
6. 10 to 19 days	2.9	2.1	3.7	2.6	2.6	3.0	2.7	3.6	1.9	2.6	4.2	2.0	2.5	2.8	6.6	10.0	
7. 20+ days	5.0	4.3	5.3	4.7	7.8	5.6	6.0	4.5	4.2	4.4	7.6	3.0	6.8	6.5	6.1	20.6	
<i>Item 21390 Subject T01</i>	<i>N</i>	<i>2085</i>	<i>966</i>	<i>1081</i>	<i>1386</i>	<i>180</i>	<i>366</i>	<i>545</i>	<i>740</i>	<i>434</i>	<i>1647</i>	<i>376</i>	<i>1080</i>	<i>503</i>	<i>186</i>	<i>258</i>	<i>30</i>
D015J: Difficulty thinking or concentrating																	
1. None	50.9	57.8	44.5	49.9	63.3	50.5	51.9	51.6	48.6	50.2	53.3	54.2	50.5	52.3	37.3	35.5	
2. One day	12.3	12.0	12.8	11.9	8.5	15.3	10.0	10.9	15.1	12.5	12.1	11.5	14.0	11.6	14.4	5.7	
3. Two days	10.4	8.9	11.6	10.3	8.5	11.7	10.3	9.4	11.1	10.8	8.0	11.1	8.3	11.5	11.7	5.1	
4. 3 to 5 days	11.2	8.7	13.7	10.6	11.5	8.2	11.1	13.3	10.2	11.5	10.3	11.4	9.3	7.8	14.4	33.3	
5. 6 to 9 days	5.8	4.9	6.7	6.7	1.6	5.9	5.0	5.4	7.5	5.7	6.6	5.3	6.8	4.2	7.6	4.4	
6. 10 to 19 days	3.6	3.0	4.3	4.2	1.1	4.0	5.3	3.6	1.3	3.5	4.5	2.8	3.7	4.1	6.2	6.0	
7. 20+ days	5.8	4.8	6.5	6.3	5.5	4.4	6.3	5.8	6.1	5.9	5.3	3.7	7.4	8.5	8.5	10.0	
<i>Item 21400 Subject T01</i>	<i>N</i>	<i>2084</i>	<i>964</i>	<i>1083</i>	<i>1384</i>	<i>180</i>	<i>368</i>	<i>539</i>	<i>739</i>	<i>438</i>	<i>1649</i>	<i>372</i>	<i>1075</i>	<i>504</i>	<i>188</i>	<i>257</i>	<i>30</i>
D015K: Trouble learning new things																	
1. None	69.3	75.2	64.1	70.1	74.8	68.1	69.9	69.5	69.0	69.7	68.4	71.7	69.9	66.9	61.7	47.1	
2. One day	10.1	8.3	11.8	8.6	8.2	11.2	9.3	8.6	12.8	10.4	8.7	9.5	10.8	8.6	12.8	10.4	
3. Two days	8.4	7.0	9.4	8.3	7.0	9.4	6.2	9.8	7.7	8.8	7.5	8.8	7.5	8.3	7.5	22.7	
4. 3 to 5 days	6.1	4.5	7.7	6.2	5.3	4.0	7.5	5.6	6.9	5.6	7.2	5.4	5.1	8.6	8.9	7.5	
5. 6 to 9 days	3.1	1.9	4.2	3.7	0.9	3.7	3.0	3.7	1.7	2.6	5.1	2.2	4.0	1.3	6.0	1.7	
6. 10 to 19 days	1.4	1.5	1.4	1.5	2.1	1.3	1.5	1.7	0.9	1.3	1.8	1.4	0.7	2.8	0.8	8.9	
7. 20+ days	1.7	1.6	1.4	1.6	1.7	2.4	2.6	1.0	1.0	1.7	1.3	1.1	2.0	3.5	2.3	1.6	
<i>Item 21410 Subject T01</i>	<i>N</i>	<i>2082</i>	<i>964</i>	<i>1081</i>	<i>1387</i>	<i>179</i>	<i>369</i>	<i>543</i>	<i>738</i>	<i>433</i>	<i>1645</i>	<i>375</i>	<i>1076</i>	<i>507</i>	<i>183</i>	<i>257</i>	<i>30</i>
D015L: Trouble sleeping																	
1. None	42.6	48.2	38.0	38.7	61.6	41.1	40.8	43.8	44.3	41.8	44.6	48.9	40.3	31.8	29.4	20.0	
2. One day	13.3	13.9	12.8	14.2	8.5	14.2	12.4	12.9	14.2	12.9	15.5	11.6	17.9	12.1	11.5	23.7	
3. Two days	12.7	10.0	14.9	13.8	9.8	15.1	11.4	11.8	13.6	13.0	11.8	13.0	12.7	12.7	11.9	7.2	
4. 3 to 5 days	13.1	11.2	15.0	13.8	6.2	12.8	13.5	13.0	13.2	13.4	13.2	13.8	9.4	15.5	14.9	24.2	
5. 6 to 9 days	7.0	7.0	6.9	7.9	4.7	7.2	8.7	6.3	5.7	7.0	6.5	5.6	7.3	7.4	12.9	6.1	
6. 10 to 19 days	4.9	4.1	5.8	5.1	3.6	4.3	7.0	4.5	3.6	5.3	3.0	3.3	4.6	9.9	8.6	10.6	
7. 20+ days	6.3	5.7	6.7	6.5	5.6	5.2	6.1	7.6	5.4	6.5	5.4	3.8	7.8	10.6	10.7	8.2	
<i>Item 21420 Subject T01</i>	<i>N</i>	<i>2080</i>	<i>965</i>	<i>1077</i>	<i>1383</i>	<i>178</i>	<i>365</i>	<i>542</i>	<i>736</i>	<i>437</i>	<i>1644</i>	<i>374</i>	<i>1072</i>	<i>506</i>	<i>187</i>	<i>256</i>	<i>30</i>
D015M: Trouble getting started in the morning																	
1. None	34.2	40.4	28.3	30.3	54.0	29.2	33.9	35.1	37.0	32.7	38.5	38.7	32.8	32.1	21.1	19.7	
2. One day	8.4	8.4	8.6	7.6	8.3	10.7	4.8	9.0	10.1	8.2	9.4	8.2	10.5	5.0	6.9	17.2	
3. Two days	11.9	10.4	13.0	13.2	9.6	11.6	13.7	11.6	10.3	11.4	14.9	12.5	11.1	11.1	12.5	-	
4. 3 to 5 days	12.5	12.0	13.4	12.7	8.3	12.4	12.5	12.0	13.7	13.2	9.9	12.3	13.5	14.9	8.2	25.8	
5. 6 to 9 days	9.5	8.6	10.3	10.1	5.4	11.2	10.4	8.3	8.7	10.0	7.8	9.2	6.7	10.5	15.1	14.2	
6. 10 to 19 days	8.3	6.6	10.0	9.3	5.1	8.0	8.5	8.0	8.7	8.4	7.5	6.6	8.6	15.0	10.1	10.0	
7. 20+ days	15.3	13.6	16.4	16.8	9.3	16.9	16.2	16.0	11.5	16.0	12.1	12.5	16.7	11.5	25.9	13.0	
<i>Item 21430 Subject T01</i>	<i>N</i>	<i>2083</i>	<i>967</i>	<i>1079</i>	<i>1385</i>	<i>180</i>	<i>367</i>	<i>542</i>	<i>740</i>	<i>434</i>	<i>1645</i>	<i>375</i>	<i>1079</i>	<i>504</i>	<i>186</i>	<i>255</i>	<i>30</i>
D015N: Stayed home most or all of a day because you were not feeling well																	
1. None	59.6	66.0	53.5	59.2	63.7	62.3	60.9	57.9	58.4	59.1	62.0	67.7	53.2	52.5	48.0	27.5	
2. One day	18.1	16.4	20.0	18.4	13.4	16.5	17.5	17.9	20.3	19.7	11.7	16.3	22.2	14.9	19.0	23.4	
3. Two days	10.9	9.6	12.0	11.4	10.1	11.6	10.8	12.7	7.4	10.0	15.0	8.4	13.5	18.0	10.9	15.0	
4. 3 to 5 days	6.8	5.2	8.3	6.7	6.0	5.9	6.0	6.6	8.9	6.8	5.8	4.7	5.7	7.9	12.4	30.7	
5. 6 to 9 days	2.8	1.2	4.1	2.6	3.1	1.4	3.2	3.0	3.0	2.5	4.3	1.8	2.6	3.5	6.8	-	
6. 10 to 19 days	1.2	0.8	1.6	1.2	1.6	0.8	1.2	1.4	1.3	1.2	1.2	0.7	2.0	1.8	1.6	-	
7. 20+ days	0.7	0.8	0.4	0.7	2.1	1.4	0.5	0.5	0.6	0.7	0.1	0.3	0.7	1.4	1.3	3.3	
<i>Item 21440 Subject T01</i>	<i>N</i>	<i>2084</i>	<i>967</i>	<i>1080</i>	<i>1389</i>	<i>178</i>	<i>368</i>	<i>542</i>	<i>739</i>	<i>434</i>	<i>1645</i>	<i>378</i>	<i>1079</i>	<i>506</i>	<i>186</i>	<i>255</i>	<i>30</i>
D016: In the LAST 12 MONTHS, how many times (if any) have you seen a doctor or other professional for each of the following?																	

DESCRIPTIVE RESULTS: 2005

99

QUESTIONNAIRE FORM 1 2005	TOTAL	SEX		RACE		REGION				COLLEGE PLANS?		ILLICIT DRUG USE: LIFETIME				
		M	F	White	Black	NE	NC	S	W	Yes	No	None	Mari- juana Only	Few Pills	More Pills	Any Her- oin
<i>N (Weighted No. of Cases):</i>	2580	1124	1232	1557	236	515	628	912	524	1825	419	1226	618	216	357	36
<i>% of Weighted Total:</i>	100.0	43.6	47.7	60.3	9.1	20.0	24.4	35.4	20.3	70.7	16.2	47.5	24.0	8.4	13.8	1.4
D016A: For a routine physical check-up																
1. None	39.7	42.8	37.2	37.8	40.1	22.7	42.1	43.3	44.6	36.9	51.6	41.6	34.6	34.0	44.7	48.0
2. Once	41.1	41.0	41.2	44.7	26.5	53.9	40.7	36.8	38.1	43.0	34.3	41.4	43.1	51.2	31.8	21.3
3. Twice	13.4	11.5	14.6	12.4	20.5	18.6	10.7	13.2	12.6	14.3	8.5	12.0	15.6	9.1	16.4	16.4
4. 3 to 5 times	4.2	3.6	4.9	3.7	9.8	3.8	4.9	3.9	4.3	4.4	3.6	4.0	5.2	4.0	3.2	9.7
5. 6 to 9 times	1.0	0.8	1.2	1.0	2.1	0.6	1.0	1.6	0.4	1.0	1.3	0.7	0.7	1.3	3.0	-
6. 10+ times	0.6	0.1	0.9	0.5	1.0	0.3	0.5	1.2	-	0.5	0.7	0.3	0.8	0.4	0.9	4.6
<i>Item 21450 Subject T04</i>	<i>N</i> 2131	977	1093	1399	188	375	551	773	433	1660	381	1088	514	193	266	31
D016B: For an injury suffered in a fight, assault, or auto accident																
1. None	91.5	90.9	93.0	90.9	97.3	92.3	92.3	91.1	90.5	92.4	89.9	95.7	90.5	89.8	82.3	72.3
2. Once	4.8	5.6	3.9	5.3	1.9	4.7	3.7	5.8	4.4	4.2	6.5	2.7	5.4	7.0	10.0	3.0
3. Twice	1.7	1.5	1.6	2.2	-	1.3	1.6	1.5	2.4	1.4	2.4	0.6	2.3	0.6	4.9	11.2
4. 3 to 5 times	1.3	1.3	1.0	1.0	0.8	1.0	1.5	1.1	1.9	1.3	1.0	0.8	1.0	2.2	0.8	11.9
5. 6 to 9 times	0.4	0.3	0.2	0.2	-	0.5	0.1	0.6	0.2	0.3	-	0.1	0.4	0.4	0.8	-
6. 10+ times	0.4	0.5	0.3	0.4	-	0.2	0.8	-	0.6	0.4	0.2	0.2	0.5	-	1.1	1.6
<i>Item 21460 Subject T04</i>	<i>N</i> 2126	972	1093	1399	186	372	551	771	433	1656	380	1085	511	193	267	31
D016C: For any other accidental injury																
1. None	83.5	77.3	89.6	81.7	89.4	82.9	80.6	84.6	85.5	84.0	82.9	86.8	81.2	84.5	77.4	64.1
2. Once	9.1	11.9	6.1	9.7	4.1	11.2	10.6	7.4	8.1	9.1	8.8	7.4	10.4	8.3	12.3	19.8
3. Twice	3.8	5.5	2.1	4.2	3.6	1.4	5.8	3.6	3.5	3.2	4.8	2.6	5.4	2.2	6.1	4.2
4. 3 to 5 times	1.7	2.4	1.0	2.1	0.5	1.9	0.7	2.3	1.5	1.6	1.7	1.3	1.4	2.5	1.4	10.3
5. 6 to 9 times	1.1	1.9	0.4	1.1	2.3	1.1	0.6	1.5	1.2	1.3	0.3	1.1	0.8	0.9	2.2	-
6. 10+ times	0.9	1.1	0.7	1.2	-	1.4	1.7	0.5	0.2	0.8	1.5	0.9	0.7	1.7	0.7	1.6
<i>Item 21470 Subject T04</i>	<i>N</i> 2119	967	1091	1392	186	372	551	765	431	1652	378	1083	506	193	267	30
D016D: For some physical illness or symptom																
1. None	57.2	64.0	50.4	51.3	74.5	56.2	54.5	56.3	63.0	54.1	70.0	61.9	58.2	46.2	48.3	29.6
2. Once	19.7	19.3	20.4	22.7	7.0	17.9	20.3	20.0	20.0	21.6	12.3	17.4	20.1	26.6	23.5	15.7
3. Twice	11.9	9.7	14.3	13.2	8.5	14.4	12.4	11.7	9.5	11.9	11.0	11.5	11.0	13.7	12.9	25.2
4. 3 to 5 times	7.3	4.5	9.8	8.2	6.0	8.8	9.2	6.4	5.1	7.8	5.3	6.6	6.5	8.3	7.9	18.1
5. 6 to 9 times	2.4	1.8	2.8	2.9	2.1	1.8	1.6	3.4	2.1	2.6	1.3	1.6	3.0	1.9	4.2	2.4
6. 10+ times	1.6	0.8	2.3	1.7	1.9	1.0	2.1	2.2	0.4	2.0	0.1	0.9	1.1	3.3	3.2	8.9
<i>Item 21480 Subject T04</i>	<i>N</i> 2124	969	1094	1395	186	373	551	768	432	1654	379	1084	509	193	267	31
D016E: For some emotional or psychological problem or symptom																
1. None	90.2	92.3	88.6	88.7	94.6	90.5	87.6	90.6	92.5	90.3	91.9	94.3	88.7	84.2	84.9	68.7
2. Once	3.9	3.7	3.9	4.7	1.9	3.8	5.4	4.3	1.3	3.7	3.9	1.9	3.8	10.0	5.9	10.6
3. Twice	1.7	1.2	2.2	1.7	1.3	0.3	2.5	1.4	2.6	1.7	0.6	1.1	1.8	1.9	3.2	-
4. 3 to 5 times	1.5	1.4	1.7	1.9	1.0	2.3	1.9	1.0	1.4	1.4	2.6	0.8	2.9	0.8	1.7	10.4
5. 6 to 9 times	0.9	0.4	1.3	1.1	0.5	0.9	1.1	1.3	0.1	1.2	-	0.6	0.6	1.6	1.6	2.4
6. 10+ times	1.8	0.9	2.4	1.9	0.6	2.2	1.6	1.5	2.1	1.8	1.1	1.3	2.1	1.6	2.6	7.8
<i>Item 21490 Subject T04</i>	<i>N</i> 2112	964	1088	1390	186	373	548	760	432	1644	379	1079	506	193	264	31
D017: In the LAST 12 MONTHS, how many times (if any) have you spent one or more nights in the hospital . . .																
D017A: . . . because of an injury																
1. None	95.3	93.3	97.3	95.7	93.4	96.5	94.3	95.4	95.6	96.6	92.0	97.2	94.6	95.5	92.1	83.2
2. Once	3.1	4.5	1.9	2.9	4.7	2.3	3.7	3.0	3.5	2.5	4.9	2.2	4.3	4.3	3.4	8.0
3. Twice	1.0	1.4	0.5	1.1	1.5	1.3	1.1	1.1	0.2	0.6	1.7	0.6	0.5	0.2	3.5	-
4. 3 to 5 times	0.3	0.3	0.3	0.2	-	-	0.6	0.6	-	0.2	0.8	*	-	-	0.7	7.3
5. 6 to 9 times	0.1	0.2	-	-	-	-	0.2	-	0.4	-	0.5	-	0.3	-	-	-
6. 10+ times	0.1	0.3	-	*	0.4	-	0.2	-	0.3	0.1	0.2	-	0.2	-	0.3	1.6
<i>Item 21500 Subject T04</i>	<i>N</i> 2104	962	1082	1382	187	372	542	765	425	1644	372	1071	511	187	265	31

*=less than .05 percent.

MONITORING THE FUTURE

QUESTIONNAIRE FORM 1 2005	TOTAL	SEX		RACE		REGION				COLLEGE PLANS?		ILLICIT DRUG USE: LIFETIME				
		M	F	White	Black	NE	NC	S	W	Yes	No	None	Mari- juana Only	Few Pills	More Pills	Any Her- oin
<i>N (Weighted No. of Cases):</i>	2580	1124	1232	1557	236	515	628	912	524	1825	419	1226	618	216	357	36
<i>% of Weighted Total:</i>	100.0	43.6	47.7	60.3	9.1	20.0	24.4	35.4	20.3	70.7	16.2	47.5	24.0	8.4	13.8	1.4
D017B: . . . because of some physical illness																
1. None	95.4	96.9	94.3	95.7	93.6	98.7	94.7	93.0	97.7	95.9	95.2	96.9	95.9	95.1	92.0	82.5
2. Once	2.7	1.7	3.7	2.6	4.1	0.7	2.8	4.5	1.3	2.6	2.8	2.4	2.0	3.7	3.9	2.4
3. Twice	1.0	0.9	0.8	0.9	1.9	0.2	1.2	1.4	0.5	0.8	0.3	0.3	0.7	0.7	3.5	4.5
4. 3 to 5 times	0.5	0.2	0.8	0.4	-	-	0.7	0.9	-	0.4	1.3	0.2	0.8	0.3	0.4	7.4
5. 6 to 9 times	0.2	0.1	0.3	0.3	-	0.2	0.2	0.2	0.2	0.2	0.1	0.1	0.4	0.2	-	-
6. 10+ times	0.2	0.2	*	0.1	0.4	0.2	0.3	0.1	0.2	0.1	0.2	-	0.2	-	0.3	3.2
<i>Item 21510 Subject T04</i>	<i>N 2101</i>	<i>957</i>	<i>1084</i>	<i>1384</i>	<i>185</i>	<i>370</i>	<i>544</i>	<i>761</i>	<i>426</i>	<i>1642</i>	<i>370</i>	<i>1070</i>	<i>509</i>	<i>188</i>	<i>264</i>	<i>31</i>
D018: Overall, relative to other people your age, do you think your physical health over the past year has been . . .																
1. Much poorer than average	6.3	4.9	6.9	5.0	8.5	3.8	6.1	7.8	6.0	5.3	8.8	4.7	7.1	4.6	11.5	1.3
2. Somewhat poorer than average	12.1	8.8	14.9	11.6	16.9	10.4	13.8	13.3	9.4	12.2	11.3	10.9	11.5	9.7	16.5	23.0
3. About average	41.8	35.1	48.2	41.8	28.1	45.4	40.4	40.3	43.1	40.8	47.3	41.1	41.1	47.1	43.3	47.3
4. Somewhat better than average	23.0	27.4	19.6	24.9	23.5	23.8	23.3	22.0	23.6	24.6	16.5	25.2	22.6	24.4	16.6	8.0
5. Much better than average	16.8	23.7	10.5	16.7	23.1	16.6	16.4	16.6	17.9	17.1	16.1	18.1	17.7	14.2	12.1	20.4
<i>Item 21520 Subject T01</i>	<i>N 2094</i>	<i>957</i>	<i>1077</i>	<i>1390</i>	<i>179</i>	<i>371</i>	<i>547</i>	<i>747</i>	<i>428</i>	<i>1639</i>	<i>369</i>	<i>1065</i>	<i>504</i>	<i>192</i>	<i>265</i>	<i>31</i>
D019: What is your current height (in feet and inches) without shoes?																
01. 4'5" or less	0.5	0.6	0.3	0.1	0.7	0.5	0.1	0.8	0.4	0.2	1.0	0.1	1.3	-	0.2	3.8
02. 4'6"	-	-	-	-	-	-	-	-	-	-	-	-	-	-	-	-
03. 4'7"	-	-	-	-	-	-	-	-	-	-	-	-	-	-	-	-
04. 4'8"	*	-	-	*	-	-	-	0.1	-	*	-	-	-	-	0.2	-
05. 4'9"	0.2	-	0.3	0.1	-	-	-	0.4	0.1	0.2	-	0.3	-	-	0.3	-
06. 4'10"	0.2	-	0.4	0.2	0.9	0.5	0.3	0.1	-	0.1	0.6	0.3	0.2	-	0.3	-
07. 4'11"	1.7	-	3.4	0.7	2.2	0.4	1.2	2.3	2.6	1.7	1.6	2.2	1.2	0.8	1.2	7.0
08. 5'0"	2.0	-	4.0	1.7	2.2	2.5	1.8	2.2	1.7	2.1	1.4	2.2	1.3	1.4	2.3	-
09. 5'1"	3.1	0.3	5.7	2.7	2.3	3.9	2.6	3.0	3.4	3.7	1.5	3.0	2.9	3.9	3.7	4.9
10. 5'2"	6.3	0.5	11.8	5.7	5.3	5.4	5.9	6.9	6.7	6.3	6.3	7.4	5.7	5.8	4.2	6.7
11. 5'3"	7.0	0.8	12.6	5.6	9.7	6.7	4.8	7.1	9.9	7.1	7.4	7.8	7.3	4.7	6.5	2.3
12. 5'4"	6.9	1.1	12.2	6.5	8.1	6.1	6.6	8.3	5.5	7.8	3.8	7.7	7.2	6.1	3.6	10.8
13. 5'5"	8.2	1.6	14.5	8.2	9.5	9.4	5.5	7.9	11.4	7.8	10.4	8.5	7.7	4.6	10.8	6.8
14. 5'6"	7.5	4.7	9.9	7.2	10.7	10.8	8.1	5.5	7.2	7.5	6.7	6.2	7.5	11.4	7.6	6.7
15. 5'7"	8.2	6.4	10.0	8.7	8.2	7.8	8.4	7.8	9.1	8.6	7.4	7.2	9.7	13.9	7.4	-
16. 5'8"	7.1	9.2	5.5	7.4	6.7	7.5	6.2	7.4	7.5	7.0	8.6	6.5	8.6	10.2	6.2	3.6
17. 5'9"	7.8	13.6	2.8	7.6	5.9	9.3	5.9	8.8	7.3	8.0	7.0	8.1	7.8	6.7	7.9	2.9
18. 5'10"	8.0	12.9	3.6	9.2	2.6	9.4	9.8	7.5	5.2	7.7	8.5	6.2	10.5	7.8	10.3	13.6
19. 5'11"	7.6	14.3	1.7	8.7	10.5	7.4	9.3	7.8	5.4	8.1	6.2	9.3	5.7	6.4	6.0	4.6
20. 6'0"	5.8	11.5	0.5	6.1	4.0	4.0	7.4	5.1	6.7	5.1	8.6	4.8	5.4	9.5	6.7	10.9
21. 6'1"	4.3	8.7	0.1	5.4	2.1	3.4	5.5	3.8	4.4	4.2	3.8	4.8	3.8	4.2	4.1	4.9
22. 6'2"	2.8	5.9	0.1	3.4	1.3	1.4	4.5	2.9	1.7	2.4	4.1	3.0	2.7	1.3	2.9	7.8
23. 6'3"	1.7	3.1	*	2.1	2.1	2.0	1.7	1.7	1.2	1.7	1.7	1.4	1.8	1.1	3.2	1.6
24. 6'4"	1.5	2.8	0.3	1.5	2.7	0.9	1.9	1.6	1.4	1.3	2.4	1.6	1.0	-	2.8	-
25. 6'5"	0.4	0.7	-	0.5	-	-	0.9	0.3	-	0.4	0.1	0.4	0.2	-	0.5	-
26. 6'6"	0.1	0.2	-	0.1	-	0.1	0.3	-	-	0.1	-	-	0.1	-	0.4	-
27. 6'7" or more	0.8	1.4	0.1	0.6	2.5	0.5	1.2	0.6	1.1	0.6	1.0	1.0	0.3	0.4	0.7	1.1
<i>Item 22155 Subject T03</i>	<i>N 2142</i>	<i>979</i>	<i>1099</i>	<i>1406</i>	<i>188</i>	<i>382</i>	<i>553</i>	<i>773</i>	<i>434</i>	<i>1664</i>	<i>379</i>	<i>1091</i>	<i>517</i>	<i>192</i>	<i>269</i>	<i>32</i>

DESCRIPTIVE RESULTS: 2005

101

QUESTIONNAIRE FORM 1 2005	TOTAL	SEX		RACE		REGION				COLLEGE PLANS?		ILLICIT DRUG USE: LIFETIME					
		M	F	White	Black	NE	NC	S	W	Yes	No	None	Mari- juana Only	Few Pills	More Pills	Any Her- oin	
<i>N (Weighted No. of Cases):</i>	2580	1124	1232	1557	236	515	628	912	524	1825	419	1226	618	216	357	36	
<i>% of Weighted Total:</i>	100.0	43.6	47.7	60.3	9.1	20.0	24.4	35.4	20.3	70.7	16.2	47.5	24.0	8.4	13.8	1.4	
D020: What is your current weight (in pounds) without shoes or clothing?																	
01. 80 lbs. or less	0.5	0.4	0.5	0.2	-	0.3	-	0.9	0.6	0.3	0.9	0.4	0.5	0.4	-	7.0	
02. 81-85	0.2	*	0.4	0.1	-	0.2	0.1	0.5	-	0.2	0.2	0.1	-	-	1.3	1.6	
03. 86-90	0.1	-	0.2	0.1	-	0.2	0.2	-	-	0.1	-	0.2	-	-	-	-	
04. 91-95	0.5	-	1.0	0.6	-	0.5	0.4	0.5	0.7	0.4	1.3	0.5	0.1	0.3	1.0	4.9	
05. 96-100	1.6	0.1	3.0	1.2	2.5	0.5	1.1	1.8	2.9	1.7	1.4	1.9	1.4	1.6	1.5	-	
06. 101-105	2.9	0.6	5.1	2.3	1.5	1.7	1.5	4.1	3.6	2.9	2.9	3.2	2.4	2.7	1.6	9.9	
07. 106-110	4.2	1.1	7.1	3.2	4.5	4.6	3.5	4.5	4.0	4.2	3.3	4.6	3.7	3.5	4.1	-	
08. 111-115	4.5	1.7	7.2	4.7	3.0	7.7	3.5	3.5	4.8	5.0	2.3	5.1	5.1	2.1	3.5	-	
09. 116-120	5.0	0.9	8.7	4.3	2.0	6.1	5.1	4.5	4.9	5.5	3.7	6.1	3.6	4.1	4.8	-	
10. 121-125	5.5	1.9	9.0	5.7	7.3	3.6	5.5	5.1	7.8	5.5	6.6	5.7	6.0	7.1	2.3	7.2	
11. 126-130	7.2	5.1	9.2	7.0	7.0	8.1	6.9	6.6	7.8	6.5	9.5	6.6	7.2	6.3	10.3	2.3	
12. 131-135	4.7	2.9	6.5	4.8	3.9	5.5	4.7	4.8	4.0	5.1	3.7	5.2	5.1	3.9	2.8	7.2	
13. 136-140	6.8	5.5	8.2	7.8	5.9	6.5	9.1	6.3	5.4	7.1	6.6	6.5	7.2	9.9	6.1	6.8	
14. 141-150	11.9	13.5	10.1	11.1	17.4	10.8	9.6	14.5	11.0	11.6	11.7	11.2	12.2	13.2	12.3	12.7	
15. 151-160	10.1	13.1	7.6	10.8	9.7	9.0	10.3	9.5	11.9	10.6	6.9	10.1	8.6	13.7	10.2	8.5	
16. 161-170	8.8	13.2	4.6	9.3	6.3	12.2	9.4	7.3	7.8	8.7	8.9	8.8	12.3	5.8	6.1	2.9	
17. 171-180	5.9	8.6	3.3	6.4	6.2	4.5	5.9	5.5	8.1	5.4	8.5	5.9	5.1	5.4	9.3	4.0	
18. 181-190	4.4	6.2	2.9	4.6	2.0	3.8	5.6	3.8	4.3	4.4	5.1	3.4	4.9	3.2	7.3	7.3	
19. 191-200	3.5	6.2	1.0	4.1	2.3	2.8	4.8	3.7	2.2	3.7	3.0	4.0	2.2	3.9	4.1	-	
20. 201-210	2.9	4.6	1.4	3.4	1.9	2.9	3.3	3.0	2.2	2.9	3.6	2.5	3.8	1.7	3.7	-	
21. 211-220	2.5	4.5	0.6	2.6	2.2	2.4	3.0	3.0	0.9	2.2	3.0	1.9	2.7	5.0	1.4	12.2	
22. 221-230	1.4	2.6	0.3	1.2	4.0	2.1	1.5	1.4	0.6	1.5	1.1	1.3	1.7	0.8	1.7	-	
23. 231-240	1.0	1.1	0.9	0.8	3.1	0.5	1.3	1.0	1.0	1.2	0.6	0.9	1.7	0.6	0.4	1.5	
24. 241-250	0.7	1.4	0.1	0.7	0.3	-	1.2	0.3	1.6	0.6	1.0	1.0	0.3	0.6	0.8	-	
25. 251-260	0.7	1.2	0.2	0.5	1.2	-	0.8	1.2	0.2	0.5	1.5	0.2	1.1	2.7	0.6	-	
26. 261 lbs. or more	2.4	3.5	0.9	2.3	5.7	3.3	1.7	2.7	1.9	2.3	2.7	2.7	1.2	1.5	2.8	3.8	
<i>Item 22165 Subject T03</i>	<i>N</i>	<i>2136</i>	<i>983</i>	<i>1089</i>	<i>1399</i>	<i>190</i>	<i>378</i>	<i>550</i>	<i>773</i>	<i>435</i>	<i>1661</i>	<i>379</i>	<i>1085</i>	<i>517</i>	<i>192</i>	<i>269</i>	<i>32</i>
D021: Individuals differ in whether or not they disapprove of people doing certain things. Do YOU disapprove of people (who are 18 or older) doing each of the following?																	
D021A: Smoking one or more packs of cigarettes per day																	
1. Don't disapprove	31.7	36.1	27.8	34.0	28.0	28.6	33.1	35.7	25.5	28.0	46.8	19.4	39.0	43.3	55.7	60.5	
2. Disapprove	34.1	33.4	34.7	34.5	27.9	34.9	34.5	32.5	35.9	35.4	29.2	35.2	34.2	36.3	27.7	31.7	
3. Strongly disapprove	34.1	30.5	37.6	31.6	44.0	36.6	32.4	31.8	38.5	36.6	24.0	45.4	26.8	20.4	16.6	7.8	
<i>Item 8560 Subject A11a</i>	<i>N</i>	<i>2097</i>	<i>963</i>	<i>1073</i>	<i>1379</i>	<i>186</i>	<i>369</i>	<i>541</i>	<i>759</i>	<i>428</i>	<i>1639</i>	<i>373</i>	<i>1070</i>	<i>507</i>	<i>190</i>	<i>262</i>	<i>30</i>
D021B: Trying marijuana once or twice																	
1. Don't disapprove	47.1	50.6	43.9	51.1	40.4	53.2	42.6	45.9	49.5	46.1	52.7	25.1	70.0	62.4	78.4	83.4	
2. Disapprove	26.4	27.3	25.7	26.1	27.7	24.9	30.6	26.7	22.1	26.7	23.5	32.3	21.7	21.8	15.7	11.3	
3. Strongly disapprove	26.5	22.0	30.4	22.8	31.8	21.9	26.8	27.3	28.5	27.2	23.8	42.6	8.3	15.8	5.9	5.3	
<i>Item 8570 Subject A11a</i>	<i>N</i>	<i>2096</i>	<i>964</i>	<i>1070</i>	<i>1379</i>	<i>182</i>	<i>368</i>	<i>543</i>	<i>758</i>	<i>428</i>	<i>1637</i>	<i>373</i>	<i>1068</i>	<i>506</i>	<i>188</i>	<i>264</i>	<i>30</i>
D021C: Smoking marijuana occasionally																	
1. Don't disapprove	35.6	39.0	32.4	37.4	35.6	38.7	33.5	35.7	35.4	34.2	43.0	16.4	52.7	49.7	69.0	66.8	
2. Disapprove	27.4	28.0	26.7	27.5	30.1	31.7	27.3	24.4	28.9	27.4	25.6	26.9	31.1	28.4	20.2	28.0	
3. Strongly disapprove	37.0	33.0	41.0	35.1	34.4	29.6	39.1	39.9	35.7	38.5	31.4	56.7	16.1	22.0	10.7	5.3	
<i>Item 8580 Subject A11a</i>	<i>N</i>	<i>2091</i>	<i>962</i>	<i>1066</i>	<i>1374</i>	<i>182</i>	<i>367</i>	<i>537</i>	<i>758</i>	<i>428</i>	<i>1632</i>	<i>373</i>	<i>1068</i>	<i>506</i>	<i>186</i>	<i>262</i>	<i>30</i>
D021D: Smoking marijuana regularly																	
1. Don't disapprove	23.2	26.8	19.5	23.4	24.4	19.2	21.6	26.8	22.5	20.5	34.7	10.2	30.7	29.7	53.2	61.8	
2. Disapprove	28.4	30.3	26.4	28.6	32.4	39.7	26.6	24.9	27.0	28.7	27.0	22.3	38.4	35.6	28.2	28.7	
3. Strongly disapprove	48.4	42.9	54.1	48.1	43.3	41.2	51.7	48.3	50.6	50.8	38.4	67.6	30.8	34.7	18.6	9.5	
<i>Item 8590 Subject A11a</i>	<i>N</i>	<i>2091</i>	<i>961</i>	<i>1068</i>	<i>1375</i>	<i>182</i>	<i>366</i>	<i>540</i>	<i>758</i>	<i>426</i>	<i>1632</i>	<i>373</i>	<i>1066</i>	<i>505</i>	<i>187</i>	<i>264</i>	<i>29</i>
D021E: Trying cocaine in powder form once or twice																	
1. Don't disapprove	14.4	17.3	11.2	13.5	16.5	10.5	13.6	15.6	16.6	12.6	23.1	9.5	9.8	18.1	36.2	44.5	
2. Disapprove	24.0	22.6	25.3	25.2	17.5	30.1	23.9	22.0	22.7	24.0	21.8	21.8	27.7	25.8	24.9	23.2	
3. Strongly disapprove	61.5	60.2	63.4	61.2	66.0	59.4	62.4	62.4	60.6	63.4	55.1	68.7	62.4	56.0	38.8	32.3	
<i>Item 23630 Subject A11a</i>	<i>N</i>	<i>2085</i>	<i>955</i>	<i>1069</i>	<i>1373</i>	<i>182</i>	<i>366</i>	<i>538</i>	<i>754</i>	<i>426</i>	<i>1629</i>	<i>372</i>	<i>1065</i>	<i>502</i>	<i>186</i>	<i>262</i>	<i>29</i>

*=less than .05 percent.

MONITORING THE FUTURE

QUESTIONNAIRE FORM 1 2005	TOTAL	SEX		RACE		REGION				COLLEGE PLANS?		ILLICIT DRUG USE: LIFETIME				
		M	F	White	Black	NE	NC	S	W	Yes	No	None	Mari- juana Only	Few Pills	More Pills	Any Her- oin
<i>N (Weighted No. of Cases):</i>	2580	1124	1232	1557	236	515	628	912	524	1825	419	1226	618	216	357	36
<i>% of Weighted Total:</i>	100.0	43.6	47.7	60.3	9.1	20.0	24.4	35.4	20.3	70.7	16.2	47.5	24.0	8.4	13.8	1.4
D021F: Taking cocaine powder occasionally																
1. Don't disapprove	10.2	12.3	7.4	8.6	15.3	7.0	8.5	12.8	10.3	8.6	16.6	7.7	7.1	11.7	20.5	38.3
2. Disapprove	20.7	20.8	20.3	21.1	16.2	25.4	20.6	18.5	20.5	19.6	24.0	15.8	23.6	25.3	30.8	26.3
3. Strongly disapprove	69.2	66.9	72.2	70.3	68.5	67.6	70.9	68.7	69.2	71.8	59.4	76.5	69.3	63.0	48.8	35.4
<i>Item 23640 Subject A11a</i>	<i>N 2077</i>	<i>956</i>	<i>1063</i>	<i>1371</i>	<i>182</i>	<i>366</i>	<i>537</i>	<i>751</i>	<i>423</i>	<i>1628</i>	<i>371</i>	<i>1060</i>	<i>504</i>	<i>186</i>	<i>260</i>	<i>29</i>
D021G: Taking cocaine powder regularly																
1. Don't disapprove	8.4	10.0	6.2	6.5	13.6	6.4	6.8	10.3	8.6	7.2	12.6	7.0	5.5	10.2	13.5	38.3
2. Disapprove	17.5	17.8	16.8	17.2	16.2	20.4	16.4	17.1	17.1	15.7	23.8	13.1	20.7	20.5	26.3	21.9
3. Strongly disapprove	74.1	72.2	77.0	76.3	70.2	73.1	76.7	72.6	74.3	77.1	63.6	79.9	73.8	69.3	60.1	39.9
<i>Item 23650 Subject A11a</i>	<i>N 2081</i>	<i>957</i>	<i>1065</i>	<i>1373</i>	<i>182</i>	<i>365</i>	<i>538</i>	<i>752</i>	<i>425</i>	<i>1630</i>	<i>372</i>	<i>1062</i>	<i>503</i>	<i>187</i>	<i>262</i>	<i>29</i>
D021H: Trying "crack" cocaine once or twice																
1. Don't disapprove	10.6	12.0	8.6	9.0	13.4	8.7	9.2	10.8	13.5	9.1	16.2	9.0	7.4	11.8	18.2	34.2
2. Disapprove	22.3	21.0	23.4	22.9	16.3	23.3	23.6	21.7	20.9	22.1	23.0	19.4	23.3	28.0	27.2	30.4
3. Strongly disapprove	67.1	67.0	68.0	68.1	70.3	68.0	67.3	67.5	65.6	68.9	60.8	71.6	69.3	60.2	54.6	35.4
<i>Item 23660 Subject A11a</i>	<i>N 2079</i>	<i>958</i>	<i>1064</i>	<i>1371</i>	<i>182</i>	<i>365</i>	<i>539</i>	<i>752</i>	<i>422</i>	<i>1629</i>	<i>371</i>	<i>1060</i>	<i>503</i>	<i>187</i>	<i>262</i>	<i>29</i>
D021I: Taking "crack" cocaine occasionally																
1. Don't disapprove	8.1	9.5	6.1	6.6	11.7	6.8	6.4	9.2	9.6	7.2	11.4	7.4	5.9	8.5	11.8	24.0
2. Disapprove	19.2	18.7	19.4	19.3	16.6	22.0	20.4	17.5	18.0	17.8	24.1	14.8	21.4	22.5	27.7	37.9
3. Strongly disapprove	72.7	71.8	74.5	74.2	71.7	71.2	73.2	73.3	72.4	75.0	64.5	77.8	72.7	69.1	60.5	38.2
<i>Item 23670 Subject A11a</i>	<i>N 2075</i>	<i>956</i>	<i>1062</i>	<i>1371</i>	<i>182</i>	<i>366</i>	<i>539</i>	<i>749</i>	<i>420</i>	<i>1625</i>	<i>372</i>	<i>1057</i>	<i>503</i>	<i>186</i>	<i>262</i>	<i>29</i>
D021J: Taking "crack" cocaine regularly																
1. Don't disapprove	7.8	8.9	6.1	5.9	12.4	6.1	6.1	9.4	8.3	6.6	12.1	7.1	5.8	8.9	10.2	24.0
2. Disapprove	16.2	16.9	15.5	15.7	15.5	19.7	15.3	15.3	16.3	14.8	20.9	12.1	19.3	21.2	21.1	33.9
3. Strongly disapprove	76.0	74.3	78.5	78.4	72.0	74.2	78.6	75.3	75.4	78.6	67.0	80.8	74.9	70.0	68.7	42.2
<i>Item 23680 Subject A11a</i>	<i>N 2078</i>	<i>957</i>	<i>1062</i>	<i>1370</i>	<i>182</i>	<i>365</i>	<i>538</i>	<i>753</i>	<i>422</i>	<i>1627</i>	<i>371</i>	<i>1060</i>	<i>501</i>	<i>186</i>	<i>262</i>	<i>29</i>
D021K: Trying one or two drinks of an alcoholic beverage (beer, wine, liquor)																
1. Don't disapprove	71.8	72.5	71.9	78.3	49.7	76.4	75.0	69.4	67.8	72.0	73.2	61.1	81.6	82.9	87.4	86.6
2. Disapprove	15.3	15.2	15.1	12.4	22.7	12.3	14.2	16.2	17.7	15.3	13.4	20.0	10.5	10.3	9.1	11.6
3. Strongly disapprove	13.0	12.4	13.1	9.3	27.6	11.3	10.8	14.4	14.5	12.7	13.4	18.9	8.0	6.9	3.4	1.7
<i>Item 8710 Subject A11a</i>	<i>N 2080</i>	<i>955</i>	<i>1066</i>	<i>1372</i>	<i>182</i>	<i>366</i>	<i>538</i>	<i>753</i>	<i>423</i>	<i>1631</i>	<i>367</i>	<i>1063</i>	<i>503</i>	<i>186</i>	<i>262</i>	<i>29</i>
D021L: Taking one or two drinks nearly every day																
1. Don't disapprove	35.7	42.8	28.8	37.1	32.4	34.2	37.3	37.9	31.0	32.2	51.2	24.0	44.3	48.6	55.4	56.4
2. Disapprove	37.3	34.9	40.1	39.2	25.2	42.6	38.5	34.0	37.2	39.0	28.5	39.5	36.8	34.1	33.2	23.8
3. Strongly disapprove	27.0	22.3	31.2	23.6	42.4	23.2	24.2	28.1	31.8	28.8	20.3	36.5	18.9	17.3	11.4	19.8
<i>Item 8720 Subject A11a</i>	<i>N 2081</i>	<i>957</i>	<i>1065</i>	<i>1372</i>	<i>182</i>	<i>363</i>	<i>538</i>	<i>756</i>	<i>424</i>	<i>1629</i>	<i>370</i>	<i>1060</i>	<i>504</i>	<i>187</i>	<i>262</i>	<i>29</i>
D021M: Taking four or five drinks nearly every day																
1. Don't disapprove	16.7	21.8	11.3	16.6	19.0	14.2	18.5	18.5	13.2	14.0	26.7	9.9	20.8	22.1	29.1	31.4
2. Disapprove	29.5	30.8	28.2	31.7	19.9	35.4	29.1	28.4	26.8	27.9	36.3	24.0	35.3	33.5	37.4	42.1
3. Strongly disapprove	53.8	47.3	60.5	51.7	61.1	50.4	52.4	53.1	59.9	58.1	37.0	66.1	43.9	44.4	33.5	26.5
<i>Item 8730 Subject A11a</i>	<i>N 2077</i>	<i>956</i>	<i>1062</i>	<i>1373</i>	<i>181</i>	<i>364</i>	<i>539</i>	<i>755</i>	<i>420</i>	<i>1627</i>	<i>369</i>	<i>1058</i>	<i>504</i>	<i>187</i>	<i>261</i>	<i>29</i>
D021N: Having five or more drinks once or twice each weekend																
1. Don't disapprove	31.9	38.6	25.1	35.2	25.6	32.9	35.4	32.8	25.0	29.5	42.2	17.5	42.4	49.4	55.3	48.6
2. Disapprove	26.4	23.8	29.0	27.4	17.6	29.4	25.0	25.7	26.8	26.2	27.1	25.9	27.7	22.8	25.8	36.1
3. Strongly disapprove	41.7	37.5	45.9	37.4	56.8	37.7	39.5	41.5	48.1	44.3	30.7	56.5	29.9	27.8	18.9	15.4
<i>Item 8740 Subject A11a</i>	<i>N 2076</i>	<i>958</i>	<i>1059</i>	<i>1366</i>	<i>184</i>	<i>363</i>	<i>534</i>	<i>755</i>	<i>423</i>	<i>1628</i>	<i>370</i>	<i>1059</i>	<i>502</i>	<i>186</i>	<i>261</i>	<i>29</i>

QUESTIONNAIRE FORM 2 2005	TOTAL	SEX		RACE		REGION				COLLEGE PLANS?		ILLICIT DRUG USE: LIFETIME				
		M	F	White	Black	NE	NC	S	W	Yes	No	None	Mari- juana Only	Few Pills	More Pills	Any Her- oin
<i>N (Weighted No. of Cases):</i>	2585	1168	1274	1619	265	516	625	921	522	1939	455	1180	578	273	410	49
<i>% of Weighted Total:</i>	100.0	45.2	49.3	62.6	10.2	20.0	24.2	35.6	20.2	75.0	17.6	45.7	22.4	10.6	15.9	1.9
A01: Taking all things together, how would you say things are these days—would you say you're very happy, pretty happy, or not too happy these days?																
3. Very happy	24.6	27.2	22.4	25.9	23.1	21.8	26.3	26.1	22.5	26.0	18.8	27.0	26.0	21.3	17.0	19.2
2. Pretty happy	63.3	62.0	64.9	64.1	58.3	67.9	62.6	59.9	65.7	63.5	63.5	63.8	62.6	65.5	64.7	55.0
1. Not too happy	12.1	10.8	12.7	10.0	18.5	10.3	11.1	14.0	11.8	10.5	17.7	9.2	11.4	13.3	18.2	25.8
<i>Item 1190 Subject P01, Q01</i>	<i>N</i> 2460	1110	1232	1568	247	492	600	871	497	1856	431	1134	551	257	395	49
A02: The next questions ask about the kinds of things you might do. How often do you do each of the following?																
A02A: Watch TV																
5. Almost everyday	68.8	71.9	65.8	66.6	81.7	69.2	67.2	71.7	65.2	67.1	75.0	69.6	69.3	64.3	68.3	50.7
4. At least once a week	25.2	21.5	28.1	27.3	15.5	25.1	28.2	23.1	25.3	26.7	19.8	23.9	25.4	31.3	25.1	35.3
3. Once or twice a month	3.8	3.6	4.3	4.0	1.4	3.5	3.1	2.6	7.3	4.3	2.7	4.0	3.8	2.4	4.5	6.0
2. A few times a year	1.4	1.7	1.1	1.2	-	1.4	1.0	1.4	1.7	1.4	0.8	1.9	1.0	2.0	-	1.5
1. Never	0.9	1.2	0.6	1.0	1.3	0.8	0.6	1.2	0.5	0.6	1.8	0.7	0.4	-	2.0	6.5
<i>Item 5820 Subject C07</i>	<i>N</i> 2569	1166	1272	1619	263	514	619	916	519	1936	455	1176	578	272	410	48
A02B: Go to movies																
5. Almost everyday	0.8	1.2	0.4	0.3	1.4	0.4	0.1	1.2	1.1	0.7	0.5	0.6	0.7	0.2	1.1	5.0
4. At least once a week	7.4	8.3	6.5	5.5	8.0	3.8	6.1	9.4	9.0	7.1	7.2	7.1	6.8	9.2	6.4	12.0
3. Once or twice a month	52.9	52.4	53.1	55.0	46.0	51.5	56.0	50.6	54.4	54.9	47.8	52.2	55.6	52.7	53.0	46.3
2. A few times a year	36.5	35.4	38.0	36.9	41.9	40.9	35.7	36.2	33.8	35.8	39.1	37.6	34.0	36.9	38.2	28.9
1. Never	2.5	2.7	1.9	2.3	2.7	3.4	2.1	2.7	1.7	1.5	5.3	2.5	2.9	1.0	1.3	7.9
<i>Item 5830 Subject C07</i>	<i>N</i> 2568	1165	1272	1616	263	514	617	916	521	1937	455	1177	577	271	410	49
A02C: Go to rock concerts																
5. Almost everyday	0.5	0.7	0.3	0.3	0.3	0.4	0.2	0.6	0.6	0.4	0.5	0.3	0.2	-	1.3	5.0
4. At least once a week	1.2	1.7	0.7	1.2	0.3	2.2	0.9	1.0	0.9	1.1	2.0	0.6	1.7	0.6	2.1	4.4
3. Once or twice a month	5.0	6.9	3.4	5.7	1.8	6.1	4.8	4.2	5.6	5.3	4.2	2.0	6.5	7.5	9.6	10.9
2. A few times a year	35.2	37.0	35.0	43.8	9.1	37.0	41.4	31.5	32.5	38.5	26.7	30.3	39.3	36.8	43.6	48.1
1. Never	58.1	53.7	60.6	49.1	88.5	54.3	52.7	62.7	60.4	54.8	66.6	66.8	52.2	55.1	43.4	31.7
<i>Item 5845 Subject C07</i>	<i>N</i> 2558	1160	1267	1613	262	510	617	912	520	1929	452	1175	576	271	406	49
A02D: Ride around in a car (or motorcycle) just for fun																
5. Almost everyday	31.9	37.1	26.7	29.6	42.0	29.3	28.4	38.0	27.9	28.5	45.1	24.2	33.7	37.8	43.4	65.0
4. At least once a week	29.0	27.4	30.5	30.7	28.5	29.4	28.7	30.8	25.7	28.6	30.7	27.4	32.0	28.1	30.2	23.2
3. Once or twice a month	14.8	11.6	17.4	15.8	10.4	18.0	16.6	11.4	15.3	16.1	8.8	16.0	14.2	14.8	13.6	2.9
2. A few times a year	12.7	10.7	14.6	12.8	6.7	10.6	15.4	10.9	14.7	14.1	7.4	16.3	10.6	11.2	7.1	9.0
1. Never	11.6	13.2	10.7	11.2	12.4	12.8	10.8	8.9	16.2	12.6	8.1	16.2	9.6	8.1	5.7	-
<i>Item 5850 Subject C07</i>	<i>N</i> 2565	1165	1270	1617	260	514	618	914	520	1935	454	1177	577	271	410	48
A02E: Participate in community affairs or volunteer work																
5. Almost everyday	3.4	2.9	3.9	2.6	3.3	2.8	2.2	4.2	3.9	3.4	2.4	4.5	1.9	3.0	3.3	0.7
4. At least once a week	10.6	7.2	14.0	9.5	14.2	10.7	10.3	9.1	13.6	11.8	7.3	14.0	6.4	8.8	8.1	10.7
3. Once or twice a month	19.8	17.0	22.6	21.2	18.4	20.1	23.5	17.8	18.8	21.5	14.5	23.6	17.7	18.5	13.8	20.3
2. A few times a year	42.8	44.5	41.9	46.0	37.8	42.1	43.6	43.5	41.4	44.2	38.2	40.6	47.9	46.4	42.5	30.3
1. Never	23.3	28.3	17.5	20.7	26.4	24.3	20.4	25.4	22.2	19.0	37.7	17.3	26.1	23.3	32.3	38.0
<i>Item 5860 Subject C07, O02</i>	<i>N</i> 2555	1158	1268	1611	259	511	616	912	517	1929	453	1172	573	272	408	48
A02F: Play a musical instrument or sing																
5. Almost everyday	33.9	30.7	37.4	34.4	35.6	30.9	39.4	34.7	29.0	36.4	25.1	35.9	32.8	35.2	30.3	30.0
4. At least once a week	10.5	9.3	11.4	10.7	7.9	9.7	9.2	11.0	12.2	10.5	10.9	11.7	9.7	10.5	8.7	5.0
3. Once or twice a month	5.7	5.2	6.1	5.4	6.9	5.3	5.2	5.9	6.4	5.9	4.8	6.4	3.9	3.2	7.2	13.1
2. A few times a year	8.8	9.6	8.1	8.5	8.9	8.0	8.7	8.1	11.0	9.0	9.4	8.6	8.1	9.1	10.6	8.4
1. Never	41.0	45.2	37.0	41.0	40.7	46.1	37.6	40.3	41.4	38.2	49.8	37.5	45.6	42.0	43.2	43.5
<i>Item 5870 Subject C07</i>	<i>N</i> 2562	1162	1270	1615	261	512	616	915	519	1931	454	1174	577	271	409	48

MONITORING THE FUTURE

QUESTIONNAIRE FORM 2 2005	TOTAL	SEX		RACE		REGION				COLLEGE PLANS?		ILLICIT DRUG USE: LIFETIME				
		M	F	White	Black	NE	NC	S	W	Yes	No	None	Mari- juana Only	Few Pills	More Pills	Any Her- oin
<i>N (Weighted No. of Cases):</i>	2585	1168	1274	1619	265	516	625	921	522	1939	455	1180	578	273	410	49
<i>% of Weighted Total:</i>	100.0	45.2	49.3	62.6	10.2	20.0	24.2	35.6	20.2	75.0	17.6	45.7	22.4	10.6	15.9	1.9
A02G: Do creative writing																
5. Almost everyday	6.9	6.5	7.5	4.9	12.0	7.6	5.8	6.1	8.9	7.3	5.3	6.4	5.3	7.6	9.4	12.4
4. At least once a week	12.1	10.8	12.8	10.5	11.1	13.1	11.2	9.8	16.1	11.8	10.6	10.8	13.5	12.2	12.4	18.0
3. Once or twice a month	19.3	15.4	22.9	17.6	24.6	17.8	17.5	20.9	20.1	19.9	18.6	20.4	17.7	20.7	20.8	4.4
2. A few times a year	26.8	24.4	28.2	28.5	20.3	29.2	25.3	24.8	29.6	27.9	21.4	28.9	26.4	29.6	19.9	21.7
1. Never	35.0	42.9	28.6	38.5	32.1	32.3	40.2	38.5	25.3	33.0	44.0	33.4	37.1	29.9	37.5	43.5
<i>Item 5880 Subject C07</i>	<i>N</i> 2561	1162	1269	1615	261	509	618	914	520	1931	452	1172	574	273	409	48
A02H: Actively participate in sports, athletics or exercising																
5. Almost everyday	43.4	51.4	36.0	45.2	45.6	47.2	45.2	40.3	43.0	46.2	31.3	43.4	50.8	42.3	35.3	36.9
4. At least once a week	24.4	23.0	26.0	25.5	20.8	25.9	24.8	23.6	23.8	25.0	22.6	23.5	20.2	30.0	29.3	24.5
3. Once or twice a month	13.5	10.7	16.1	12.7	11.2	11.7	12.6	13.8	15.6	13.3	15.3	14.1	12.4	13.9	13.6	15.1
2. A few times a year	10.5	7.6	13.2	8.6	14.0	10.0	9.3	12.2	9.6	9.9	12.2	11.6	7.6	9.6	10.7	16.5
1. Never	8.2	7.4	8.7	8.0	8.3	5.2	8.1	10.1	8.0	5.6	18.7	7.3	9.0	4.2	11.0	6.9
<i>Item 5890 Subject C07, T02</i>	<i>N</i> 2564	1160	1271	1614	261	511	615	918	519	1933	452	1175	577	271	407	48
A02I: Do art or craft work																
5. Almost everyday	12.9	11.3	14.5	11.7	15.2	11.3	14.0	11.2	16.3	12.9	12.3	13.7	12.1	8.7	14.5	14.2
4. At least once a week	12.9	10.6	14.7	12.9	10.2	13.1	13.2	12.0	14.1	12.5	12.3	11.0	14.4	18.0	12.6	14.9
3. Once or twice a month	20.4	16.9	23.8	21.7	15.7	17.2	21.9	20.1	22.5	21.6	17.9	22.3	18.5	22.4	17.9	11.6
2. A few times a year	26.5	26.0	26.9	27.7	23.7	29.8	26.5	25.1	25.7	28.2	20.4	28.8	24.8	27.2	21.9	31.3
1. Never	27.2	35.2	20.1	26.0	35.1	28.6	24.3	31.6	21.5	24.8	37.1	24.3	30.2	23.7	33.2	28.0
<i>Item 5900 Subject C07</i>	<i>N</i> 2555	1161	1265	1611	260	509	616	912	518	1924	454	1172	575	272	405	48
A02J: Work around the house, yard, garden, car, etc.																
5. Almost everyday	26.1	22.4	29.1	22.6	37.0	20.3	24.4	30.1	26.8	24.0	33.2	25.2	25.7	23.8	29.9	22.5
4. At least once a week	34.8	38.3	32.1	37.5	29.4	35.7	37.3	32.7	34.6	34.5	39.5	35.3	36.0	34.4	35.2	29.0
3. Once or twice a month	22.6	24.1	21.2	23.7	15.6	23.6	23.7	21.3	22.4	24.9	13.1	23.8	20.9	25.9	17.7	33.6
2. A few times a year	10.1	8.8	11.0	10.9	7.0	13.2	8.4	9.6	9.9	10.7	6.6	9.6	11.0	10.7	10.3	2.5
1. Never	6.4	6.4	6.6	5.3	11.0	7.1	6.3	6.2	6.3	5.8	7.6	6.1	6.3	5.1	7.0	12.4
<i>Item 5910 Subject C07</i>	<i>N</i> 2568	1168	1270	1616	264	513	619	915	521	1936	453	1179	577	271	410	48
A02K: Get together with friends, informally																
5. Almost everyday	46.1	49.3	43.6	47.5	45.6	50.4	43.3	47.6	42.8	45.9	47.7	35.1	54.4	53.9	59.9	58.6
4. At least once a week	38.3	37.4	39.3	39.8	34.3	37.2	43.2	35.2	38.9	39.4	35.0	44.3	37.4	32.5	28.7	28.9
3. Once or twice a month	11.6	9.5	13.2	9.9	15.6	8.6	10.3	12.5	14.6	11.5	10.8	15.8	5.8	8.5	8.9	5.3
2. A few times a year	2.7	2.7	2.7	2.2	3.5	2.3	2.5	3.0	2.7	2.2	4.3	3.3	1.9	2.9	1.2	6.1
1. Never	1.3	1.1	1.2	0.6	1.1	1.6	0.7	1.8	1.1	0.9	2.1	1.5	0.5	2.2	1.4	1.0
<i>Item 5920 Subject C07, M04</i>	<i>N</i> 2558	1162	1268	1614	261	507	617	914	520	1934	449	1175	576	271	409	48
A02L: Go to a shopping mall																
5. Almost everyday	3.4	1.9	4.3	2.1	7.6	3.2	3.2	4.3	2.1	2.8	4.3	2.1	3.3	5.3	4.4	4.4
4. At least once a week	25.6	19.2	31.9	22.1	36.1	27.9	20.9	27.5	25.6	25.6	25.6	24.0	27.2	35.2	22.9	21.9
3. Once or twice a month	52.4	53.9	51.0	55.2	44.1	52.7	55.3	51.1	50.7	53.7	50.4	52.4	54.6	41.9	56.5	56.9
2. A few times a year	15.5	19.8	11.8	17.3	10.1	13.9	16.9	14.0	18.3	15.4	15.3	17.5	12.7	16.6	13.6	15.1
1. Never	3.1	5.2	1.1	3.3	2.0	2.3	3.7	3.1	3.3	2.5	4.5	4.0	2.2	1.0	2.7	1.7
<i>Item 5935 Subject C07</i>	<i>N</i> 2563	1164	1271	1616	261	513	616	916	519	1936	453	1175	578	271	409	48
A02M: Spend at least an hour of leisure time alone																
5. Almost everyday	45.7	50.0	42.6	44.9	50.7	51.3	42.9	45.4	44.1	48.1	38.2	44.0	49.2	42.9	48.2	56.5
4. At least once a week	31.0	28.1	33.6	32.7	25.6	28.8	33.1	29.2	33.9	31.7	28.0	32.5	29.2	35.6	27.2	14.6
3. Once or twice a month	12.9	11.9	13.4	13.1	12.3	11.8	16.6	11.4	12.3	11.9	16.7	14.0	13.2	9.8	12.2	11.0
2. A few times a year	5.1	4.6	5.5	4.8	2.2	4.7	3.8	6.0	5.5	4.4	7.5	4.7	3.9	3.9	7.5	10.0
1. Never	5.3	5.3	4.9	4.4	9.3	3.5	3.6	8.0	4.2	3.9	9.6	4.7	4.5	7.7	4.9	7.9
<i>Item 5940 Subject C07</i>	<i>N</i> 2554	1161	1268	1613	262	510	616	911	517	1932	452	1173	577	273	405	48
A02N: Read books, magazines, or newspapers																
5. Almost everyday	32.8	31.7	34.6	35.0	32.6	35.9	34.2	27.7	36.8	35.8	22.9	33.8	33.6	30.0	32.2	22.4
4. At least once a week	34.7	30.7	37.8	34.1	32.2	32.1	34.2	37.2	33.4	35.1	32.5	36.0	32.1	32.7	36.8	38.2
3. Once or twice a month	19.8	22.4	17.5	19.0	16.9	20.6	18.9	19.7	20.1	18.9	22.5	18.8	21.6	24.6	16.1	16.9
2. A few times a year	7.5	8.2	6.7	7.0	9.0	5.9	8.5	7.9	7.0	6.9	9.5	7.0	6.9	8.3	8.1	10.6
1. Never	5.3	7.1	3.4	4.9	9.4	5.4	4.3	7.5	2.7	3.3	12.6	4.4	5.8	4.4	6.7	11.9
<i>Item 5950 Subject C07</i>	<i>N</i> 2560	1165	1270	1615	263	512	617	912	520	1932	455	1175	575	273	409	48

QUESTIONNAIRE FORM 2 2005	TOTAL	SEX		RACE		REGION				COLLEGE PLANS?		ILLICIT DRUG USE: LIFETIME				
		M	F	White	Black	NE	NC	S	W	Yes	No	None	Mari- juana Only	Few Pills	More Pills	Any Her- oin
<i>N (Weighted No. of Cases):</i>	2585	1168	1274	1619	265	516	625	921	522	1939	455	1180	578	273	410	49
<i>% of Weighted Total:</i>	100.0	45.2	49.3	62.6	10.2	20.0	24.2	35.6	20.2	75.0	17.6	45.7	22.4	10.6	15.9	1.9
A02O: Go to taverns, bars or nightclubs																
5. Almost everyday	1.9	3.1	0.9	1.6	3.2	2.2	1.6	2.5	0.9	1.8	2.6	0.7	1.9	1.9	4.6	10.3
4. At least once a week	9.1	10.9	7.0	8.5	12.9	7.8	8.3	11.9	6.4	7.6	14.4	4.9	9.8	13.2	15.0	16.4
3. Once or twice a month	16.3	17.2	15.0	14.7	25.9	15.1	16.3	18.9	12.8	15.2	18.7	11.0	18.9	17.1	24.9	25.4
2. A few times a year	22.2	22.6	21.6	23.0	15.8	27.4	23.9	18.5	21.5	22.7	21.0	17.3	26.6	26.8	26.8	29.8
1. Never	50.5	46.2	55.4	52.2	42.3	47.6	49.8	48.1	58.5	52.7	43.3	66.2	42.8	40.9	28.7	18.0
<i>Item 5960 Subject C07</i>	<i>N</i> 2562	1165	1272	1617	263	513	617	912	520	1935	454	1176	577	273	408	48
A02P: Go to parties or other social affairs																
5. Almost everyday	4.0	5.4	2.4	3.5	4.2	3.5	4.2	4.7	3.1	3.0	6.3	1.8	3.2	3.9	8.9	17.8
4. At least once a week	32.1	35.9	29.1	34.5	26.1	30.6	38.8	30.1	29.3	32.1	33.6	20.4	41.9	41.4	45.2	41.3
3. Once or twice a month	35.2	31.1	39.0	36.3	34.2	39.7	33.7	35.1	32.7	36.8	30.3	37.5	37.6	31.8	30.6	15.0
2. A few times a year	21.7	22.4	21.2	20.0	27.1	20.5	19.1	21.8	25.7	21.9	20.5	29.3	14.2	19.1	12.7	17.9
1. Never	7.1	5.3	8.3	5.7	8.4	5.9	4.2	8.4	9.2	6.1	9.2	11.0	3.0	3.8	2.6	8.0
<i>Item 5970 Subject C07</i>	<i>N</i> 2563	1164	1272	1617	262	510	617	915	521	1937	453	1176	577	273	410	48
A02Q: Go to video arcades																
5. Almost everyday	0.7	1.0	0.4	0.2	1.1	0.8	0.3	1.2	0.4	0.6	0.4	0.6	0.6	0.4	0.4	5.9
4. At least once a week	2.3	3.4	1.0	1.5	3.1	2.6	1.3	2.3	2.9	2.1	2.5	2.2	1.9	2.7	2.0	5.5
3. Once or twice a month	9.0	13.2	4.5	5.4	14.3	8.4	6.8	8.5	12.8	7.8	12.4	8.9	8.9	9.6	6.4	16.2
2. A few times a year	28.2	35.8	21.8	27.2	30.6	27.4	24.0	29.9	31.0	28.2	28.3	27.3	26.6	26.5	35.0	26.2
1. Never	59.9	46.7	72.2	65.6	50.9	60.8	67.6	58.2	52.9	61.3	56.4	61.0	62.0	60.9	56.2	46.2
<i>Item 29620 Subject C07</i>	<i>N</i> 2564	1166	1271	1617	263	513	616	915	520	1937	454	1178	576	272	410	48
A03: How much do you agree or disagree with each of the following statements?																
A03A: In the United States, we put too much emphasis on making profits and not enough on human well-being																
1. Disagree	4.7	6.6	2.8	4.9	5.4	5.1	5.5	4.8	3.1	4.6	3.3	4.6	5.2	3.0	4.8	7.8
2. Mostly disagree	7.8	10.2	5.7	8.5	3.4	7.6	8.2	7.2	8.4	7.4	7.8	7.9	5.8	10.1	8.3	11.6
3. Neither	21.9	23.8	19.7	21.5	23.2	19.7	24.0	22.1	21.0	20.5	26.5	23.1	18.4	21.8	22.0	20.4
4. Mostly agree	44.2	37.4	51.5	45.6	36.2	46.8	42.1	42.4	47.5	47.0	37.3	44.4	48.8	42.8	43.7	26.1
5. Agree	21.4	22.1	20.3	19.5	31.7	20.8	20.2	23.5	19.9	20.5	25.1	19.9	21.8	22.3	21.2	34.1
<i>Item 5990 Subject F03, O03</i>	<i>N</i> 2542	1158	1263	1611	259	501	613	908	519	1927	450	1170	576	273	403	48
A03B: People are too much concerned with material things these days																
1. Disagree	1.8	2.8	0.8	1.7	2.2	2.0	1.3	2.4	1.2	1.5	1.6	1.7	1.5	0.8	2.5	2.0
2. Mostly disagree	3.9	5.4	2.4	4.2	3.6	4.3	4.7	3.3	3.8	3.8	3.9	3.3	4.4	5.7	3.8	3.6
3. Neither	10.2	13.3	7.1	10.6	8.9	10.3	9.9	9.6	11.6	9.3	13.0	9.8	10.4	6.6	13.3	12.8
4. Mostly agree	38.3	37.6	39.8	40.9	32.0	35.5	43.6	36.4	38.4	38.7	37.9	38.4	39.0	38.3	39.9	29.4
5. Agree	45.7	40.9	50.0	42.6	53.2	48.0	40.5	48.3	44.9	46.7	43.6	46.9	44.8	48.6	40.5	52.2
<i>Item 6000 Subject F02</i>	<i>N</i> 2552	1160	1270	1611	263	506	616	911	519	1932	454	1177	577	273	404	48
A03C: Since it helps the economy to grow, people should be encouraged to buy more																
1. Disagree	10.1	9.7	10.3	8.6	14.4	10.3	7.0	12.4	9.7	9.4	11.3	8.3	11.2	7.4	13.7	14.6
2. Mostly disagree	18.9	16.3	21.9	21.3	13.4	17.4	20.8	19.1	17.8	19.5	17.9	17.3	20.4	19.9	20.9	20.9
3. Neither	41.1	37.2	44.3	39.9	41.4	39.5	41.0	41.4	42.3	41.0	42.0	43.8	40.2	40.6	38.1	19.6
4. Mostly agree	22.0	25.4	19.0	23.3	21.5	25.7	23.2	18.9	22.6	22.8	19.7	22.0	20.4	23.9	21.6	37.1
5. Agree	7.8	11.5	4.5	6.9	9.3	7.1	8.0	8.3	7.6	7.4	9.2	8.5	7.7	8.2	5.7	7.8
<i>Item 6010 Subject F02</i>	<i>N</i> 2543	1151	1270	1607	261	505	615	905	518	1924	453	1171	575	272	403	49
A03D: There is nothing wrong with advertising that gets people to buy things they don't really need																
1. Disagree	19.2	19.3	19.6	19.0	23.5	20.9	15.3	21.4	18.2	18.9	22.7	19.2	21.4	15.4	19.8	21.2
2. Mostly disagree	21.8	18.2	25.8	22.1	15.9	19.0	22.2	20.8	25.6	23.7	15.7	23.4	20.0	23.6	19.8	12.2
3. Neither	24.9	24.3	24.8	25.1	25.0	25.6	25.5	25.7	22.2	23.6	29.0	25.4	24.3	24.0	23.3	23.7
4. Mostly agree	21.0	20.6	20.6	21.7	18.5	22.3	22.8	19.0	20.8	21.4	16.2	19.1	21.5	23.4	24.7	15.5
5. Agree	13.2	17.6	9.2	12.1	17.2	12.2	14.1	13.1	13.2	12.4	16.4	12.9	12.9	13.7	12.4	27.4
<i>Item 6020 Subject F02</i>	<i>N</i> 2553	1160	1272	1612	265	507	617	910	519	1931	454	1179	578	270	404	48

QUESTIONNAIRE FORM 2 2005	TOTAL	SEX		RACE		REGION				COLLEGE PLANS?		ILLICIT DRUG USE: LIFETIME				
		M	F	White	Black	NE	NC	S	W	Yes	No	None	Mari- juana Only	Few Pills	More Pills	Any Her- oin
<i>N (Weighted No. of Cases):</i>	2585	1168	1274	1619	265	516	625	921	522	1939	455	1180	578	273	410	49
<i>% of Weighted Total:</i>	100.0	45.2	49.3	62.6	10.2	20.0	24.2	35.6	20.2	75.0	17.6	45.7	22.4	10.6	15.9	1.9
A03E: There will probably be more shortages in the future, so Americans will have to learn how to be happy with fewer "things"																
1. Disagree	9.5	11.0	8.3	9.2	9.7	12.7	8.4	10.1	6.7	8.4	13.2	7.6	11.1	6.5	15.4	5.1
2. Mostly disagree	12.6	11.1	13.8	12.6	11.2	13.6	11.0	12.6	13.5	13.0	10.1	12.9	12.2	13.9	10.7	17.8
3. Neither	27.5	27.5	27.6	28.4	27.3	24.0	29.1	29.3	26.1	27.5	26.6	29.9	24.9	24.6	26.2	28.3
4. Mostly agree	27.5	27.6	27.3	28.6	23.6	27.9	30.4	24.6	28.7	28.6	22.9	26.5	31.5	29.5	23.7	18.7
5. Agree	22.9	22.7	23.0	21.2	28.3	21.8	21.2	23.4	25.0	22.4	27.1	23.1	20.4	25.4	24.0	30.1
<i>Item 6030 Subject F02</i>	<i>N</i> 2545	1155	1270	1610	263	505	614	907	519	1928	451	1176	576	269	404	48
A04: The next questions ask for your opinions on the effects of using certain drugs and other substances. How much do you think people risk harming themselves (physically or in other ways), if they . . .																
A04A: Smoke one or more packs of cigarettes per day																
1. No risk	2.7	3.1	2.0	1.1	7.3	1.1	2.8	4.1	1.4	1.9	4.9	2.3	1.9	3.8	1.2	14.4
2. Slight risk	3.4	3.3	3.1	3.2	3.9	2.4	2.6	5.6	1.3	2.6	5.2	1.9	3.0	5.1	5.9	13.9
3. Moderate risk	14.5	17.5	12.1	17.1	5.7	10.2	20.7	14.5	11.2	13.0	22.3	11.2	14.2	16.2	22.8	24.1
4. Great risk	77.2	73.0	81.4	77.4	76.5	83.4	72.6	73.4	83.2	80.6	65.4	81.5	79.7	73.8	68.5	46.7
5. Can't say, drug unfamiliar	2.3	3.1	1.4	1.1	6.6	2.9	1.3	2.4	2.9	1.8	2.2	3.0	1.2	1.1	1.6	0.9
<i>Item 12360 Subject A14a</i>	<i>N</i> 2554	1164	1269	1618	262	508	616	913	518	1934	454	1176	578	271	409	49
A04B: Try marijuana once or twice																
1. No risk	31.6	36.7	27.3	34.9	28.8	37.2	33.6	29.5	27.4	30.6	36.6	13.0	44.1	40.9	57.7	71.8
2. Slight risk	35.5	33.1	37.3	36.3	35.0	38.3	33.5	34.3	37.4	36.6	31.0	36.8	39.5	39.8	27.3	10.0
3. Moderate risk	15.4	13.0	17.7	14.7	12.4	11.5	16.1	16.0	17.6	15.8	14.0	22.0	9.7	11.8	9.0	8.0
4. Great risk	13.7	13.3	14.2	11.3	17.2	10.2	13.9	15.3	13.9	13.6	14.1	22.0	6.2	5.7	5.0	7.1
5. Can't say, drug unfamiliar	3.8	3.9	3.5	2.8	6.7	2.8	2.9	5.0	3.7	3.3	4.3	6.3	0.5	1.7	0.9	3.1
<i>Item 12370 Subject A14a</i>	<i>N</i> 2557	1164	1271	1617	262	507	615	915	520	1936	453	1177	578	272	408	49
A04C: Smoke marijuana occasionally																
1. No risk	13.8	17.7	10.0	14.4	15.2	15.3	14.6	14.5	10.0	11.9	19.7	5.1	14.9	15.9	30.4	49.6
2. Slight risk	25.0	26.0	24.1	27.7	19.3	30.2	25.4	21.7	25.0	25.8	22.8	13.3	37.6	36.2	34.0	30.6
3. Moderate risk	33.6	31.2	36.5	34.6	30.5	35.0	33.9	31.4	35.6	35.2	29.4	38.7	33.6	34.1	23.7	7.3
4. Great risk	24.0	21.2	26.4	20.9	28.3	16.7	23.3	27.7	25.4	24.0	24.2	37.0	13.1	11.7	10.8	9.3
5. Can't say, drug unfamiliar	3.7	3.8	3.1	2.4	6.7	2.8	2.7	4.7	4.0	3.1	3.9	5.8	0.7	2.1	1.1	3.2
<i>Item 12380 Subject A14a</i>	<i>N</i> 2551	1159	1269	1612	262	507	613	912	519	1930	452	1175	578	272	403	48
A04D: Smoke marijuana regularly																
1. No risk	6.9	8.7	5.1	5.6	12.9	5.8	7.1	10.0	2.5	5.0	12.8	3.1	5.1	6.0	15.0	43.0
2. Slight risk	10.8	13.7	7.8	12.4	6.6	12.9	13.1	8.7	9.7	10.2	11.6	3.1	15.0	16.1	23.3	16.0
3. Moderate risk	21.9	23.3	20.9	24.9	18.3	25.1	21.1	19.5	24.0	23.1	20.4	13.1	31.5	30.6	29.7	21.3
4. Great risk	56.7	50.1	63.4	54.8	54.5	53.0	56.4	57.2	60.0	58.6	51.5	75.3	47.5	44.9	30.8	16.6
5. Can't say, drug unfamiliar	3.6	4.2	2.8	2.2	7.7	3.2	2.2	4.6	3.9	3.1	3.6	5.4	0.9	2.4	1.2	3.1
<i>Item 12390 Subject A14a</i>	<i>N</i> 2540	1158	1260	1610	260	505	614	902	518	1919	450	1170	573	269	404	49
A04E: Try one or two drinks of an alcoholic beverage (beer, wine, liquor)																
1. No risk	41.7	47.3	37.1	46.3	31.1	45.7	43.7	40.2	38.4	41.2	46.3	28.6	47.7	52.6	62.8	70.2
2. Slight risk	36.8	32.4	41.2	38.2	30.5	37.8	37.9	35.5	36.9	37.9	32.1	43.4	36.7	34.2	23.7	13.3
3. Moderate risk	12.2	9.4	14.5	9.4	17.1	9.1	9.8	13.0	16.7	12.3	12.5	15.2	11.0	8.3	8.6	3.6
4. Great risk	6.9	8.2	5.7	5.0	14.0	4.7	7.1	8.4	6.3	6.8	6.1	9.3	3.8	3.6	4.9	9.8
5. Can't say, drug unfamiliar	2.3	2.8	1.6	1.1	7.4	2.7	1.6	3.0	1.7	1.9	2.9	3.5	0.8	1.3	-	3.1
<i>Item 12510 Subject A14a</i>	<i>N</i> 2556	1163	1270	1615	261	506	616	914	520	1934	454	1176	578	272	407	49
A04F: Take one or two drinks nearly every day																
1. No risk	9.7	13.7	5.9	9.5	11.1	7.1	12.5	11.4	5.9	7.7	16.3	6.0	10.4	11.9	14.0	33.2
2. Slight risk	21.1	25.8	17.1	24.9	13.0	23.1	21.2	21.1	19.1	21.8	19.2	16.1	22.9	25.7	30.5	25.7
3. Moderate risk	37.0	34.1	40.0	39.0	28.0	38.1	36.7	36.0	38.1	37.8	35.3	37.1	39.5	40.2	35.1	19.8
4. Great risk	29.7	23.4	35.3	25.4	40.2	28.3	28.3	28.6	34.8	30.7	26.3	37.0	26.3	21.4	20.3	18.2
5. Can't say, drug unfamiliar	2.5	3.0	1.7	1.2	7.7	3.4	1.5	2.8	2.1	2.0	3.0	3.8	0.8	0.9	0.2	3.1
<i>Item 12520 Subject A14a</i>	<i>N</i> 2557	1164	1271	1617	261	506	616	915	520	1934	454	1176	578	272	408	49

DESCRIPTIVE RESULTS: 2005

107

QUESTIONNAIRE FORM 2 2005	TOTAL	SEX		RACE		REGION				COLLEGE PLANS?		ILLICIT DRUG USE: LIFETIME					
		M	F	White	Black	NE	NC	S	W	Yes	No	None	Mari- juana Only	Few Pills	More Pills	Any Her- oin	
<i>N (Weighted No. of Cases):</i>	2585	1168	1274	1619	265	516	625	921	522	1939	455	1180	578	273	410	49	
<i>% of Weighted Total:</i>	100.0	45.2	49.3	62.6	10.2	20.0	24.2	35.6	20.2	75.0	17.6	45.7	22.4	10.6	15.9	1.9	
A04G: Take four or five drinks nearly every day																	
1. No risk	4.6	5.6	3.0	3.0	10.2	2.5	5.7	6.7	1.8	2.6	9.8	3.2	3.7	5.2	6.0	16.9	
2. Slight risk	5.7	8.5	3.1	6.5	3.7	4.9	8.9	5.2	3.4	5.2	7.7	2.6	6.7	9.9	8.8	17.6	
3. Moderate risk	17.9	21.3	15.2	21.0	11.1	15.3	18.8	19.0	17.2	18.6	16.8	13.9	18.2	19.0	30.2	21.0	
4. Great risk	69.0	61.3	76.7	68.2	66.8	74.2	64.8	65.8	74.7	71.4	62.4	76.7	70.1	64.4	54.2	35.6	
5. Can't say, drug unfamiliar	2.8	3.3	1.9	1.4	8.2	3.2	1.8	3.3	2.9	2.3	3.3	3.7	1.4	1.6	0.8	8.8	
<i>Item 12530 Subject A14a</i>	<i>N</i>	<i>2560</i>	<i>1163</i>	<i>1272</i>	<i>1617</i>	<i>262</i>	<i>510</i>	<i>616</i>	<i>915</i>	<i>519</i>	<i>1936</i>	<i>454</i>	<i>1177</i>	<i>577</i>	<i>272</i>	<i>408</i>	<i>49</i>
A04H: Have five or more drinks once or twice each weekend																	
1. No risk	7.8	9.7	5.3	7.3	11.6	7.3	8.4	10.0	3.7	6.0	11.6	4.3	7.7	6.4	14.8	33.7	
2. Slight risk	13.4	16.0	10.5	15.2	6.3	14.6	16.1	12.8	10.3	13.1	14.0	7.8	16.8	16.4	22.2	19.2	
3. Moderate risk	27.2	27.3	27.8	29.9	24.5	29.0	26.4	26.4	27.5	27.7	26.5	22.6	31.5	31.2	33.1	22.4	
4. Great risk	48.8	43.8	54.4	46.4	49.9	45.8	47.1	47.4	56.0	50.8	44.4	61.6	42.9	43.9	29.0	15.9	
5. Can't say, drug unfamiliar	2.8	3.3	2.0	1.3	7.7	3.3	2.0	3.3	2.5	2.3	3.5	3.8	1.1	2.0	0.9	8.8	
<i>Item 12540 Subject A14a</i>	<i>N</i>	<i>2560</i>	<i>1164</i>	<i>1271</i>	<i>1617</i>	<i>261</i>	<i>510</i>	<i>615</i>	<i>915</i>	<i>520</i>	<i>1936</i>	<i>453</i>	<i>1177</i>	<i>578</i>	<i>272</i>	<i>408</i>	<i>49</i>
A05: Do you think that you would prefer having a mate for most of your life, or would you prefer not having a mate?																	
5. Definitely prefer to have a mate	64.3	61.4	67.9	68.6	56.4	63.4	66.0	65.3	61.4	67.1	58.8	67.6	68.6	58.6	56.4	61.8	
4. Probably prefer to have a mate	22.6	22.8	22.5	21.7	24.2	22.7	23.9	21.8	22.4	21.6	25.0	17.4	23.2	31.2	30.2	26.4	
3. Not sure	9.7	12.1	7.1	6.9	14.7	9.7	7.7	9.6	12.3	8.0	14.4	11.1	6.0	9.0	9.4	6.2	
2. Probably prefer not to have a mate	2.6	2.6	2.2	2.2	3.5	3.2	1.7	2.4	3.4	2.6	1.3	2.8	1.9	1.0	3.5	2.3	
1. Definitely prefer not to have a mate	0.8	1.2	0.3	0.6	1.1	1.0	0.7	0.9	0.5	0.7	0.5	1.2	0.3	0.3	0.5	3.3	
<i>Item 6120 Subject D01</i>	<i>N</i>	<i>2552</i>	<i>1163</i>	<i>1265</i>	<i>1613</i>	<i>265</i>	<i>504</i>	<i>616</i>	<i>915</i>	<i>517</i>	<i>1928</i>	<i>452</i>	<i>1175</i>	<i>573</i>	<i>271</i>	<i>409</i>	<i>48</i>
A06: Which do you think you are most likely to choose in the long run?																	
3. Getting married	82.4	79.5	86.8	87.3	74.3	81.6	86.9	82.0	78.7	85.5	74.2	83.4	85.4	80.9	81.6	75.9	
2. I have no idea	14.2	16.5	10.6	10.5	17.9	15.0	10.4	14.3	17.7	11.5	21.2	13.3	11.1	18.2	14.7	17.1	
1. Not getting married	3.0	3.7	2.4	2.2	7.2	3.2	2.6	2.8	3.5	2.6	3.9	3.1	3.2	-	3.6	3.3	
8. Am already married	0.4	0.4	0.3	*	0.6	0.2	0.1	0.8	0.1	0.3	0.6	0.2	0.2	0.9	0.1	3.7	
<i>Item 6130 Subject D01</i>	<i>N</i>	<i>2480</i>	<i>1127</i>	<i>1234</i>	<i>1582</i>	<i>258</i>	<i>482</i>	<i>605</i>	<i>900</i>	<i>494</i>	<i>1881</i>	<i>438</i>	<i>1139</i>	<i>551</i>	<i>264</i>	<i>403</i>	<i>48</i>
A07: If you did get married (or are married) . . .																	
A07A: How likely do you think it is that you would stay married to the same person for life?																	
5. Very likely	58.2	58.1	60.1	62.4	52.4	53.5	62.3	59.0	56.0	61.1	49.6	67.5	52.4	53.9	47.3	50.7	
4. Fairly likely	24.8	25.1	24.0	25.5	21.2	30.4	23.6	22.8	24.4	24.9	23.7	19.8	30.7	27.7	28.7	22.4	
3. Uncertain	13.8	13.7	12.8	9.1	25.2	12.2	11.3	14.8	16.6	11.4	21.8	10.3	13.2	17.7	18.0	21.6	
2. Fairly unlikely	2.2	1.8	2.3	2.3	0.7	2.4	1.7	2.4	2.2	1.8	3.0	1.5	2.0	0.4	5.1	1.5	
1. Very unlikely	1.0	1.3	0.8	0.7	0.6	1.5	1.0	0.9	0.8	0.8	1.8	0.8	1.8	0.2	1.0	3.8	
<i>Item 6140 Subject D01</i>	<i>N</i>	<i>2428</i>	<i>1110</i>	<i>1200</i>	<i>1535</i>	<i>257</i>	<i>462</i>	<i>591</i>	<i>881</i>	<i>494</i>	<i>1838</i>	<i>430</i>	<i>1128</i>	<i>532</i>	<i>257</i>	<i>393</i>	<i>47</i>
A07B: How likely is it that you would want to have children?																	
5. Very likely	64.2	61.9	67.1	66.2	57.2	62.3	63.8	66.4	62.7	65.8	60.0	67.0	65.3	64.9	57.9	50.2	
4. Fairly likely	18.8	19.7	17.5	18.6	22.6	19.0	19.6	16.8	21.1	18.5	18.6	17.1	19.3	20.3	21.5	23.5	
3. Uncertain	10.2	12.3	7.9	8.7	12.3	11.8	9.8	8.9	11.4	9.3	13.2	10.6	8.9	9.4	9.0	12.8	
2. Fairly unlikely	2.5	1.9	3.1	2.6	2.3	2.4	3.2	2.5	1.9	2.8	1.7	1.8	2.3	1.6	4.7	10.9	
1. Very unlikely	2.6	2.7	2.5	2.5	3.1	3.2	2.5	2.4	2.4	2.4	3.0	2.7	2.0	0.2	4.8	-	
8. Already have child(ren)	1.7	1.4	1.9	1.4	2.5	1.3	1.1	3.1	0.6	1.2	3.5	0.8	2.2	3.7	2.0	2.6	
<i>Item 6150 Subject D02</i>	<i>N</i>	<i>2448</i>	<i>1121</i>	<i>1208</i>	<i>1547</i>	<i>259</i>	<i>470</i>	<i>595</i>	<i>886</i>	<i>497</i>	<i>1850</i>	<i>438</i>	<i>1133</i>	<i>542</i>	<i>261</i>	<i>394</i>	<i>47</i>
The questions in the next column ask you to imagine different kinds of married life that you might have. We want you to think about different ways you might share responsibilities for working, taking care of the home, and taking care of the children. Please indicate how acceptable for you each of the different arrangements would be.																	

*=less than .05 percent.

QUESTIONNAIRE FORM 2 2005	TOTAL	SEX		RACE		REGION				COLLEGE PLANS?		ILLICIT DRUG USE: LIFETIME				
		M	F	White	Black	NE	NC	S	W	Yes	No	None	Mari- juana Only	Few Pills	More Pills	Any Her- oin
<i>N (Weighted No. of Cases):</i>	2585	1168	1274	1619	265	516	625	921	522	1939	455	1180	578	273	410	49
<i>% of Weighted Total:</i>	100.0	45.2	49.3	62.6	10.2	20.0	24.2	35.6	20.2	75.0	17.6	45.7	22.4	10.6	15.9	1.9
A08: Imagine you are married and have no children.																
How would you feel about each of the following work arrangements?																
A08A: Husband works full-time, wife doesn't work																
1. Not at all acceptable	31.0	22.3	38.0	26.9	42.3	36.8	26.2	29.4	33.9	30.8	30.0	31.6	32.3	32.9	25.1	31.9
2. Somewhat acceptable	36.2	36.3	36.8	37.9	27.2	33.0	39.1	36.6	35.1	34.9	41.7	34.6	34.2	38.9	41.0	45.0
3. Acceptable	26.8	34.3	19.9	29.5	21.4	25.3	27.4	27.7	26.1	28.3	22.7	28.2	26.9	21.5	27.6	19.9
4. Desirable	5.9	7.1	5.3	5.7	9.1	4.9	7.2	6.2	4.9	6.0	5.6	5.6	6.6	6.7	6.3	3.2
<i>Item 6160 Subject C05, D04</i>	<i>N</i> 2542	1157	1264	1611	262	502	613	911	515	1923	452	1171	572	269	407	48
A08B: Husband works full-time, wife works about half-time																
1. Not at all acceptable	5.1	4.8	5.2	3.5	11.3	6.5	4.1	4.9	5.5	3.9	8.1	4.8	5.0	5.5	3.9	13.1
2. Somewhat acceptable	25.7	19.1	30.6	23.8	27.9	27.3	25.2	24.6	26.5	25.2	26.8	25.3	26.9	27.7	22.2	35.7
3. Acceptable	57.9	62.6	54.7	61.2	50.2	55.4	59.1	58.7	57.6	58.7	56.2	59.2	56.2	55.1	60.7	47.0
4. Desirable	11.2	13.5	9.5	11.6	10.6	10.8	11.6	11.7	10.4	12.3	8.9	10.7	11.9	11.7	13.3	4.2
<i>Item 6170 Subject C05, D04</i>	<i>N</i> 2546	1159	1264	1610	264	502	616	913	514	1926	453	1174	573	271	405	48
A08C: Both work full-time																
1. Not at all acceptable	9.7	11.1	7.5	7.4	12.4	7.0	7.3	12.0	11.0	8.5	12.7	8.7	9.9	9.0	9.5	21.8
2. Somewhat acceptable	14.4	15.7	12.8	12.8	15.2	12.0	13.9	15.5	15.6	13.5	17.3	14.5	12.2	12.0	17.5	17.6
3. Acceptable	50.1	46.1	54.0	51.1	51.7	52.2	50.1	48.8	50.2	51.0	47.1	52.1	50.4	50.0	46.7	37.7
4. Desirable	25.8	27.2	25.7	28.7	20.6	28.8	28.7	23.7	23.3	26.9	22.9	24.7	27.5	29.0	26.3	22.9
<i>Item 6180 Subject C05, D04</i>	<i>N</i> 2528	1154	1253	1604	262	502	608	910	508	1918	445	1167	569	268	404	48
A08D: Both work about half-time																
1. Not at all acceptable	26.5	31.1	22.5	24.3	37.5	26.7	26.6	28.8	22.0	25.3	29.9	25.1	28.3	22.5	27.0	47.4
2. Somewhat acceptable	32.2	29.2	34.5	32.8	23.2	33.8	31.8	31.7	32.3	32.3	32.1	31.1	34.5	36.2	31.1	26.1
3. Acceptable	29.5	28.3	30.9	30.0	31.6	29.4	30.6	27.5	32.0	30.9	25.0	33.5	25.8	27.4	26.7	15.5
4. Desirable	11.8	11.5	12.0	13.0	7.6	10.2	11.0	12.1	13.7	11.5	13.0	10.2	11.4	13.8	15.2	11.0
<i>Item 6190 Subject C05, D04</i>	<i>N</i> 2514	1145	1251	1597	257	496	607	899	511	1907	445	1161	568	270	398	45
A08E: Husband works about half-time, wife works full-time																
1. Not at all acceptable	35.8	41.3	29.5	29.2	55.2	29.6	30.7	43.7	33.7	30.8	53.0	32.7	38.2	33.0	37.9	46.8
2. Somewhat acceptable	33.4	29.4	37.6	35.4	22.4	35.3	33.9	31.1	34.8	35.6	25.1	34.6	32.1	35.1	32.7	34.0
3. Acceptable	27.4	25.0	30.5	32.2	20.4	31.8	30.7	22.5	28.0	30.5	17.2	29.5	27.1	26.4	25.9	17.7
4. Desirable	3.4	4.3	2.4	3.3	2.0	3.2	4.7	2.7	3.5	3.1	4.7	3.2	2.6	5.5	3.5	1.5
<i>Item 6200 Subject C05, D04</i>	<i>N</i> 2535	1154	1262	1609	261	502	613	909	510	1922	451	1168	569	271	405	48
A08F: Husband doesn't work, wife works full-time																
1. Not at all acceptable	72.1	69.6	73.8	68.0	85.2	71.0	66.3	77.2	71.0	70.2	78.9	70.1	71.7	76.6	74.0	73.5
2. Somewhat acceptable	14.9	13.7	16.2	17.9	5.3	15.4	17.9	12.5	15.0	15.4	11.5	16.1	15.1	11.3	14.7	10.2
3. Acceptable	9.9	11.5	8.7	11.5	5.9	10.8	12.7	7.0	10.7	11.5	5.5	11.1	9.8	8.4	7.8	12.1
4. Desirable	3.2	5.2	1.3	2.6	3.6	2.8	3.2	3.2	3.4	2.9	4.2	2.7	3.4	3.7	3.5	4.2
<i>Item 6210 Subject C05, D04</i>	<i>N</i> 2533	1153	1258	1605	261	501	610	909	513	1924	448	1163	573	270	405	48
A09: Imagine you are married and have one or more pre-school children. How would you feel about each of the following working arrangements?																
A09A: Husband works full-time, wife doesn't work																
1. Not at all acceptable	12.3	11.4	12.6	9.7	22.0	13.2	8.8	15.2	10.6	10.8	15.2	11.2	12.8	14.6	10.5	24.1
2. Somewhat acceptable	23.6	19.5	26.3	20.6	24.1	25.7	22.7	21.8	25.7	22.0	27.2	22.7	21.2	27.0	24.9	28.2
3. Acceptable	40.8	41.0	41.1	42.7	39.0	41.5	42.6	39.8	39.4	42.3	36.5	42.1	40.9	35.9	43.2	25.8
4. Desirable	23.3	28.1	20.0	27.0	14.9	19.5	25.8	23.2	24.3	24.9	21.1	24.0	25.1	22.5	21.4	21.8
<i>Item 6220 Subject C05, D04</i>	<i>N</i> 2534	1151	1263	1609	258	499	612	910	513	1921	452	1170	569	271	404	48

DESCRIPTIVE RESULTS: 2005

109

QUESTIONNAIRE FORM 2 2005	TOTAL	SEX		RACE		REGION				COLLEGE PLANS?		ILLICIT DRUG USE: LIFETIME				
		M	F	White	Black	NE	NC	S	W	Yes	No	None	Mari- juana Only	Few Pills	More Pills	Any Her- oin
<i>N (Weighted No. of Cases):</i>	2585	1168	1274	1619	265	516	625	921	522	1939	455	1180	578	273	410	49
<i>% of Weighted Total:</i>	100.0	45.2	49.3	62.6	10.2	20.0	24.2	35.6	20.2	75.0	17.6	45.7	22.4	10.6	15.9	1.9
A09B: Husband works full-time, wife works about half-time																
1. Not at all acceptable	5.1	6.6	3.2	3.5	8.3	4.4	5.2	5.2	5.6	3.9	7.1	4.7	4.6	6.1	3.2	19.5
2. Somewhat acceptable	24.5	26.4	22.4	21.8	28.2	22.4	23.6	25.1	26.4	22.9	29.7	24.9	23.1	25.7	23.0	31.2
3. Acceptable	57.3	54.3	60.5	60.7	52.6	60.8	55.7	56.8	56.7	58.9	53.9	59.0	57.1	53.9	58.8	39.9
4. Desirable	13.1	12.6	13.9	14.0	10.8	12.4	15.5	12.9	11.2	14.3	9.3	11.4	15.2	14.2	14.9	9.4
<i>Item 6230 Subject C05, D04</i>	<i>N</i> 2538	1155	1264	1610	262	501	614	910	513	1922	451	1172	570	271	405	48
A09C: Both work full-time																
1. Not at all acceptable	42.6	46.9	38.5	42.1	39.4	40.3	40.7	41.1	49.5	41.7	45.1	43.6	39.2	43.9	41.3	46.8
2. Somewhat acceptable	25.5	21.0	29.2	26.1	19.0	28.2	24.2	24.2	26.5	26.0	24.3	23.8	26.3	24.6	30.6	22.9
3. Acceptable	23.6	22.3	25.3	24.4	31.1	22.8	26.2	24.9	18.8	24.3	20.9	24.5	25.2	24.8	20.0	18.7
4. Desirable	8.4	9.8	7.0	7.4	10.5	8.7	8.9	9.8	5.3	7.9	9.7	8.2	9.4	6.7	8.1	11.6
<i>Item 6240 Subject C05, D04</i>	<i>N</i> 2531	1150	1262	1605	260	498	613	908	512	1919	450	1167	570	271	405	48
A09D: Both work about half-time																
1. Not at all acceptable	26.5	31.1	22.0	24.3	34.9	23.7	24.5	29.5	26.4	23.8	36.1	25.5	26.6	25.5	27.1	48.8
2. Somewhat acceptable	34.2	34.7	33.8	34.5	28.0	34.6	35.6	34.0	32.5	34.5	34.2	33.3	37.4	35.7	32.7	23.1
3. Acceptable	31.1	27.1	35.1	32.2	29.7	33.1	31.6	29.1	32.1	33.4	22.5	33.4	28.2	29.7	30.9	26.5
4. Desirable	8.2	7.2	9.1	9.0	7.5	8.7	8.2	7.4	8.9	8.3	7.2	7.8	7.8	9.1	9.3	1.6
<i>Item 6250 Subject C05, D04</i>	<i>N</i> 2520	1146	1256	1599	256	497	611	904	508	1907	451	1161	567	270	404	48
A09E: Husband works about half-time, wife works full-time																
1. Not at all acceptable	37.3	41.8	32.6	31.3	53.0	32.0	32.4	44.3	36.2	33.5	50.9	35.9	36.0	36.0	39.3	52.2
2. Somewhat acceptable	34.0	31.9	35.9	35.3	27.6	34.4	34.1	32.6	36.2	34.8	29.7	32.6	34.7	36.6	36.3	34.1
3. Acceptable	26.4	23.8	29.4	31.4	18.1	31.7	31.2	21.4	24.4	29.6	16.6	29.4	27.0	24.8	21.8	11.8
4. Desirable	2.2	2.4	2.2	2.1	1.4	1.9	2.2	1.8	3.3	2.1	2.8	2.1	2.4	2.6	2.6	1.9
<i>Item 6260 Subject C05, D04</i>	<i>N</i> 2526	1146	1262	1604	258	500	611	904	511	1917	449	1168	570	270	401	48
A09F: Husband doesn't work, wife works full-time																
1. Not at all acceptable	59.4	58.5	58.9	52.8	72.9	57.4	49.2	68.4	57.8	55.7	70.6	57.0	59.1	59.1	63.2	64.8
2. Somewhat acceptable	17.4	16.5	18.9	19.1	13.4	16.9	21.1	14.5	18.7	18.8	13.3	18.9	17.3	18.8	15.4	7.6
3. Acceptable	17.8	18.6	18.1	22.2	11.2	20.0	23.3	13.6	16.7	19.9	11.6	18.6	18.3	16.6	16.5	23.3
4. Desirable	5.3	6.3	4.1	5.8	2.5	5.7	6.4	3.5	6.8	5.6	4.5	5.6	5.3	5.5	4.8	4.3
<i>Item 6270 Subject C05, D04</i>	<i>N</i> 2527	1149	1261	1608	259	499	611	908	510	1920	449	1167	571	271	400	48
A10: Imagine you are married and have one or more pre-school children. Imagine also that the husband is working full-time and the wife does not have a job outside the home.																
How would you feel about each of these arrangements for the day-to-day care of the child(ren)?																
A10A: Wife does all child care																
1. Not at all acceptable	30.0	27.2	32.8	29.0	33.4	31.2	29.7	30.6	28.3	29.5	32.7	30.9	28.4	26.8	30.0	46.5
2. Somewhat acceptable	28.6	26.6	29.8	28.6	29.5	30.2	27.3	27.5	30.4	29.0	26.4	29.1	27.7	28.2	28.4	18.9
3. Acceptable	30.0	30.8	29.2	29.5	27.1	28.0	29.8	29.9	32.2	29.9	28.3	29.2	31.6	32.4	29.5	24.8
4. Desirable	11.5	15.4	8.2	13.0	10.1	10.7	13.3	12.0	9.0	11.6	12.6	10.9	12.4	12.6	12.1	9.7
<i>Item 6280 Subject D04</i>	<i>N</i> 2532	1154	1261	1608	259	501	610	909	512	1922	448	1171	570	269	404	47
A10B: Wife does most of it																
1. Not at all acceptable	12.1	12.1	11.9	8.8	23.3	11.3	9.7	14.3	11.8	10.6	16.4	12.3	10.9	11.0	10.6	25.5
2. Somewhat acceptable	29.8	27.5	31.5	26.6	31.7	28.8	22.9	31.8	35.5	28.1	35.9	31.7	25.9	28.3	29.7	31.3
3. Acceptable	44.7	45.0	44.3	49.4	34.5	48.7	51.4	40.9	39.4	46.4	37.6	42.6	48.2	45.3	47.8	36.4
4. Desirable	13.4	15.4	12.3	15.2	10.5	11.2	16.0	13.0	13.3	15.0	10.2	13.4	15.0	15.4	11.9	6.8
<i>Item 6290 Subject D04</i>	<i>N</i> 2528	1150	1262	1609	257	498	610	908	512	1918	449	1170	569	270	402	47

QUESTIONNAIRE FORM 2 2005	TOTAL	SEX		RACE		REGION				COLLEGE PLANS?		ILLICIT DRUG USE: LIFETIME					
		M	F	White	Black	NE	NC	S	W	Yes	No	None	Mari- juana Only	Few Pills	More Pills	Any Her- oin	
<i>N (Weighted No. of Cases):</i>	2585	1168	1274	1619	265	516	625	921	522	1939	455	1180	578	273	410	49	
<i>% of Weighted Total:</i>	100.0	45.2	49.3	62.6	10.2	20.0	24.2	35.6	20.2	75.0	17.6	45.7	22.4	10.6	15.9	1.9	
A10C: Both do it equally																	
1. Not at all acceptable	4.1	6.1	1.8	3.4	4.7	4.7	4.3	3.7	3.9	3.3	5.1	2.3	5.2	4.3	5.3	17.3	
2. Somewhat acceptable	13.5	14.3	12.2	14.4	11.7	13.6	15.1	13.5	11.6	13.5	13.2	13.8	12.1	16.2	12.6	11.2	
3. Acceptable	39.2	41.9	36.9	37.5	47.5	37.2	39.2	41.0	38.0	38.3	43.1	38.6	40.8	40.5	39.9	26.2	
4. Desirable	43.2	37.7	49.1	44.7	36.2	44.5	41.5	41.8	46.5	45.0	38.6	45.3	41.9	38.9	42.1	45.3	
<i>Item 6300 Subject D04</i>	<i>N</i>	<i>2532</i>	<i>1155</i>	<i>1261</i>	<i>1607</i>	<i>262</i>	<i>502</i>	<i>612</i>	<i>904</i>	<i>514</i>	<i>1917</i>	<i>449</i>	<i>1172</i>	<i>570</i>	<i>268</i>	<i>405</i>	<i>47</i>
A10D: Husband does most of it																	
1. Not at all acceptable	37.7	37.4	37.6	37.5	41.3	37.4	37.5	40.8	32.5	36.9	40.0	37.5	37.0	33.4	39.6	47.7	
2. Somewhat acceptable	43.4	41.3	46.1	44.2	38.1	44.8	42.4	40.0	49.3	44.1	42.5	43.9	42.3	51.0	42.2	29.3	
3. Acceptable	16.8	18.8	14.5	16.8	18.1	15.6	18.6	16.6	16.2	17.0	15.0	16.4	18.6	14.0	16.1	17.0	
4. Desirable	2.2	2.5	1.7	1.5	2.5	2.1	1.6	2.7	2.0	2.0	2.6	2.3	2.0	1.7	2.0	6.0	
<i>Item 6310 Subject D04</i>	<i>N</i>	<i>2522</i>	<i>1146</i>	<i>1259</i>	<i>1603</i>	<i>257</i>	<i>497</i>	<i>606</i>	<i>907</i>	<i>512</i>	<i>1915</i>	<i>447</i>	<i>1170</i>	<i>564</i>	<i>270</i>	<i>402</i>	<i>47</i>
A10E: Husband does all of it																	
1. Not at all acceptable	76.2	73.2	79.9	77.4	75.4	77.6	76.5	75.2	76.0	76.2	77.2	75.7	77.4	79.2	76.0	72.7	
2. Somewhat acceptable	15.5	16.8	13.9	15.6	13.8	15.3	14.5	15.6	17.0	15.8	14.6	16.0	14.2	14.7	16.0	14.4	
3. Acceptable	6.2	7.7	4.7	5.9	7.4	6.1	7.6	6.2	4.5	6.2	5.6	6.5	6.4	4.0	5.6	10.7	
4. Desirable	2.1	2.4	1.5	1.1	3.4	1.0	1.4	3.0	2.5	1.9	2.6	1.9	2.0	2.2	2.5	2.2	
<i>Item 6320 Subject D04</i>	<i>N</i>	<i>2529</i>	<i>1152</i>	<i>1261</i>	<i>1607</i>	<i>259</i>	<i>500</i>	<i>610</i>	<i>907</i>	<i>512</i>	<i>1921</i>	<i>448</i>	<i>1170</i>	<i>570</i>	<i>270</i>	<i>403</i>	<i>47</i>
The next section of this questionnaire is about government and public affairs.																	
A11: Some people think about what's going on in government very often, and others are not that interested. How much of an interest do you take in government and current events?																	
1. No interest at all	8.1	9.2	6.5	6.9	11.6	9.8	6.9	10.4	3.7	6.3	12.2	6.7	6.6	5.7	11.6	26.0	
2. Very little interest	20.0	16.4	23.6	19.8	24.3	21.5	20.4	20.5	17.4	19.1	24.4	20.3	21.0	19.3	17.8	17.3	
3. Some interest	45.2	42.8	46.9	44.4	43.1	42.5	46.0	44.9	47.5	44.8	47.6	46.9	45.2	46.3	42.8	26.9	
4. A lot of interest	18.7	20.4	17.8	19.7	15.5	17.2	18.9	16.4	24.2	20.8	11.7	17.3	19.8	22.2	21.0	9.1	
5. A very great interest	7.9	11.2	5.2	9.1	5.6	9.0	7.9	7.7	7.3	9.1	4.2	8.8	7.4	6.5	6.8	20.7	
<i>Item 6330 Subject H01, Q08</i>	<i>N</i>	<i>2539</i>	<i>1156</i>	<i>1264</i>	<i>1611</i>	<i>259</i>	<i>500</i>	<i>615</i>	<i>909</i>	<i>516</i>	<i>1922</i>	<i>451</i>	<i>1170</i>	<i>573</i>	<i>271</i>	<i>408</i>	<i>47</i>
A12: Do you think some of the people running the government are crooked or dishonest?																	
1. Most of them are crooked or dishonest	21.7	22.8	20.4	18.4	34.7	21.5	19.2	25.8	17.4	19.1	29.3	18.3	24.6	22.4	24.3	35.9	
2. Quite a few are	35.0	34.4	36.0	34.3	36.0	35.0	32.1	34.4	39.3	36.9	29.4	33.5	34.3	39.7	37.9	28.9	
3. Some are	40.6	39.3	41.3	44.8	25.7	40.6	45.5	37.9	39.3	41.3	38.2	44.5	39.0	34.2	37.0	30.3	
4. Hardly any are	2.2	2.7	2.0	2.4	1.0	2.6	2.9	1.3	2.8	2.3	2.7	2.8	2.0	3.7	0.3	4.9	
5. None at all are crooked or dishonest	0.6	0.8	0.3	0.1	2.5	0.3	0.2	0.6	1.1	0.4	0.4	0.9	0.1	-	0.4	-	
<i>Item 6340 Subject H04, K01</i>	<i>N</i>	<i>2536</i>	<i>1156</i>	<i>1262</i>	<i>1607</i>	<i>259</i>	<i>501</i>	<i>613</i>	<i>908</i>	<i>514</i>	<i>1922</i>	<i>449</i>	<i>1168</i>	<i>574</i>	<i>271</i>	<i>406</i>	<i>47</i>
A13: Do you think the government wastes much of the money we pay in taxes?																	
1. Nearly all tax money is wasted	12.4	12.7	11.7	9.6	20.9	12.6	9.9	14.7	11.2	10.6	17.4	8.9	14.3	12.7	14.5	30.8	
2. A lot of tax money is wasted	41.8	39.8	43.5	41.2	40.6	43.3	42.0	39.0	45.2	41.1	44.6	39.5	43.2	42.5	47.3	35.6	
3. Some tax money is wasted	36.2	35.2	37.8	38.2	30.9	34.3	39.4	35.6	35.6	37.9	31.1	39.9	34.9	37.3	30.1	25.2	
4. A little tax money is wasted	8.5	10.5	6.7	10.3	5.7	9.2	8.2	9.2	6.9	9.4	6.0	10.4	6.4	7.0	7.9	6.3	
5. No tax money is wasted	1.0	1.8	0.3	0.7	1.9	0.6	0.5	1.6	1.1	1.1	1.0	1.3	1.2	0.6	0.1	2.1	
<i>Item 6350 Subject H04, K01</i>	<i>N</i>	<i>2527</i>	<i>1156</i>	<i>1255</i>	<i>1602</i>	<i>259</i>	<i>498</i>	<i>612</i>	<i>905</i>	<i>512</i>	<i>1914</i>	<i>450</i>	<i>1163</i>	<i>570</i>	<i>271</i>	<i>407</i>	<i>47</i>
A14: How much of the time do you think you can trust the government in Washington to do what is right?																	
1. Almost always	6.7	8.1	4.9	8.3	4.5	5.7	6.5	7.8	5.8	6.4	7.4	7.1	5.8	7.0	5.7	6.1	
2. Often	32.2	33.1	32.1	36.8	15.6	29.5	37.6	33.8	25.5	35.5	21.3	36.3	28.6	29.4	29.8	21.8	
3. Sometimes	40.6	36.8	43.8	37.9	47.7	46.4	37.1	36.8	45.9	40.1	41.7	39.7	42.5	41.2	39.7	46.0	
4. Seldom	17.0	18.1	16.2	14.9	23.6	14.4	16.0	17.8	19.6	15.3	23.2	14.7	18.3	18.6	21.2	16.3	
5. Never	3.5	3.9	3.0	2.1	8.7	4.0	2.8	3.8	3.1	2.7	6.5	2.3	4.8	3.8	3.6	9.9	
<i>Item 6360 Subject H04, K01</i>	<i>N</i>	<i>2532</i>	<i>1157</i>	<i>1259</i>	<i>1607</i>	<i>258</i>	<i>497</i>	<i>613</i>	<i>908</i>	<i>514</i>	<i>1919</i>	<i>449</i>	<i>1165</i>	<i>572</i>	<i>271</i>	<i>408</i>	<i>47</i>

QUESTIONNAIRE FORM 2 2005	TOTAL	SEX		RACE		REGION				COLLEGE PLANS?		ILLICIT DRUG USE: LIFETIME					
		M	F	White	Black	NE	NC	S	W	Yes	No	None	Mari- juana Only	Few Pills	More Pills	Any Her- oin	
<i>N (Weighted No. of Cases):</i>	2585	1168	1274	1619	265	516	625	921	522	1939	455	1180	578	273	410	49	
<i>% of Weighted Total:</i>	100.0	45.2	49.3	62.6	10.2	20.0	24.2	35.6	20.2	75.0	17.6	45.7	22.4	10.6	15.9	1.9	
A15: Do you feel that the people running the government are smart people who usually know what they are doing?																	
1. They almost always know what they are doing	12.8	16.3	9.4	14.6	10.3	11.4	13.5	14.1	11.2	12.8	11.5	14.6	11.8	11.1	10.4	9.7	
2. They usually know what they are doing	44.6	40.2	48.9	49.4	28.3	42.8	48.7	42.5	45.4	47.2	36.1	47.7	43.0	45.4	40.9	32.0	
3. They sometimes know what they are doing	32.5	31.7	33.6	28.7	42.5	35.3	29.3	33.5	32.1	31.8	36.0	30.7	33.5	32.2	34.9	37.0	
4. They seldom know what they are doing	7.0	8.4	5.8	5.5	14.5	7.6	6.1	6.7	7.9	6.2	10.0	5.2	8.4	8.0	9.4	10.1	
5. They never know what they are doing	3.0	3.4	2.4	1.9	4.4	2.9	2.4	3.2	3.5	1.9	6.5	1.8	3.3	3.2	4.4	11.2	
<i>Item 6370 Subject H04, K01</i>	<i>N</i>	<i>2528</i>	<i>1155</i>	<i>1258</i>	<i>1605</i>	<i>258</i>	<i>497</i>	<i>613</i>	<i>904</i>	<i>514</i>	<i>1916</i>	<i>449</i>	<i>1166</i>	<i>568</i>	<i>271</i>	<i>408</i>	<i>47</i>
A16: Would you say the government is pretty much run for a few big interests looking out for themselves, or is it run for the benefit of all the people?																	
1. Nearly always run for a few big interests	11.7	13.3	10.1	10.9	14.0	11.8	9.4	12.4	13.3	10.9	13.2	9.8	11.6	11.7	14.9	21.4	
2. Usually run for a few big interests	24.7	25.4	23.7	22.7	24.2	25.6	24.7	22.3	27.8	24.3	24.9	23.1	26.7	27.1	23.8	26.1	
3. Run some for the big interests, some for the people	46.6	43.2	50.1	47.3	45.7	48.3	47.3	46.7	43.8	47.1	46.5	47.6	45.6	47.2	47.2	41.6	
4. Usually run for the benefit of all the people	13.6	13.7	13.5	15.7	12.0	12.1	15.5	14.3	11.5	14.5	11.7	15.9	12.1	12.7	11.4	6.9	
5. Nearly always run for the benefit of all the people	3.5	4.3	2.6	3.4	4.1	2.2	3.2	4.3	3.6	3.2	3.7	3.5	4.1	1.3	2.7	4.1	
<i>Item 6380 Subject H04, K01</i>	<i>N</i>	<i>2519</i>	<i>1154</i>	<i>1250</i>	<i>1598</i>	<i>256</i>	<i>492</i>	<i>611</i>	<i>901</i>	<i>514</i>	<i>1907</i>	<i>450</i>	<i>1160</i>	<i>566</i>	<i>271</i>	<i>408</i>	<i>47</i>
A17: Have you ever done, or do you plan to do, the following things?																	
A17A: Vote in a public election																	
1. I probably won't do this	4.5	5.2	3.2	2.9	8.7	5.8	2.8	5.0	4.5	3.0	9.2	4.5	3.1	3.5	4.9	10.6	
2. Don't know	7.3	7.4	6.4	4.6	11.2	6.0	5.6	8.7	7.9	5.8	10.5	6.0	6.8	6.8	8.6	17.1	
3. I probably will do this	74.4	71.3	78.8	75.9	69.9	79.8	68.2	73.1	78.7	77.6	64.4	77.2	75.9	75.3	69.5	57.0	
4. I have already done this	13.8	16.0	11.5	16.6	10.1	8.4	23.3	13.1	8.9	13.6	15.8	12.3	14.1	14.5	17.0	15.3	
<i>Item 6390 Subject H05, I02</i>	<i>N</i>	<i>2532</i>	<i>1158</i>	<i>1262</i>	<i>1611</i>	<i>259</i>	<i>501</i>	<i>614</i>	<i>904</i>	<i>513</i>	<i>1923</i>	<i>451</i>	<i>1171</i>	<i>572</i>	<i>271</i>	<i>405</i>	<i>48</i>
A17B: Write to public officials																	
1. I probably won't do this	32.0	32.5	32.2	30.3	37.1	33.7	28.5	35.1	29.2	28.5	45.1	29.4	31.6	33.1	37.8	42.3	
2. Don't know	42.5	39.5	45.0	43.0	39.8	42.0	39.9	43.6	43.9	43.4	39.3	45.3	41.2	41.6	38.7	25.7	
3. I probably will do this	14.1	15.0	12.5	13.5	16.2	12.1	14.6	13.1	17.3	15.0	8.4	13.7	16.7	13.8	11.0	14.1	
4. I have already done this	11.4	12.9	10.3	13.2	6.9	12.2	17.1	8.3	9.6	13.1	7.1	11.5	10.6	11.6	12.6	17.9	
<i>Item 6400 Subject H05, I02</i>	<i>N</i>	<i>2532</i>	<i>1156</i>	<i>1262</i>	<i>1612</i>	<i>256</i>	<i>501</i>	<i>611</i>	<i>907</i>	<i>513</i>	<i>1922</i>	<i>452</i>	<i>1168</i>	<i>572</i>	<i>271</i>	<i>408</i>	<i>48</i>
A17C: Give money to a political candidate or cause																	
1. I probably won't do this	40.2	45.2	36.5	37.2	47.7	44.3	37.9	40.3	38.5	36.7	53.9	36.6	44.2	38.9	43.8	52.4	
2. Don't know	38.3	31.7	43.4	38.7	39.0	36.1	36.5	39.9	39.7	39.4	33.5	43.1	33.8	36.2	33.2	25.9	
3. I probably will do this	18.2	18.7	17.6	19.6	13.1	15.6	22.5	16.4	18.9	20.6	8.9	18.4	17.8	20.9	17.4	16.4	
4. I have already done this	3.4	4.4	2.5	4.4	0.3	4.0	3.1	3.5	3.0	3.3	3.7	1.8	4.2	4.0	5.6	5.2	
<i>Item 6410 Subject H05, I02</i>	<i>N</i>	<i>2533</i>	<i>1156</i>	<i>1262</i>	<i>1611</i>	<i>256</i>	<i>501</i>	<i>611</i>	<i>908</i>	<i>513</i>	<i>1921</i>	<i>452</i>	<i>1168</i>	<i>571</i>	<i>271</i>	<i>407</i>	<i>48</i>
A17D: Work in a political campaign																	
1. I probably won't do this	55.7	56.8	55.1	56.2	54.5	60.8	56.2	54.5	52.3	52.5	70.2	53.3	56.9	56.4	60.3	57.3	
2. Don't know	30.8	29.1	31.8	29.9	29.5	26.7	28.3	34.2	31.9	32.1	24.4	32.2	31.0	29.8	26.8	31.8	
3. I probably will do this	8.9	8.7	9.1	8.9	11.8	9.0	8.8	7.6	11.1	10.1	3.2	9.7	8.4	8.2	7.7	7.9	
4. I have already done this	4.6	5.5	4.0	5.0	4.2	3.4	6.7	3.7	4.8	5.3	2.2	4.8	3.6	5.6	5.2	3.0	
<i>Item 6420 Subject H05, I02</i>	<i>N</i>	<i>2525</i>	<i>1157</i>	<i>1258</i>	<i>1610</i>	<i>257</i>	<i>501</i>	<i>611</i>	<i>902</i>	<i>512</i>	<i>1921</i>	<i>452</i>	<i>1167</i>	<i>573</i>	<i>271</i>	<i>403</i>	<i>48</i>
A17E: Participate in a lawful demonstration																	
1. I probably won't do this	43.5	43.2	43.7	42.5	45.0	44.8	41.6	45.8	40.4	40.3	57.2	42.7	44.4	44.0	44.1	46.9	
2. Don't know	38.8	36.7	40.5	39.3	39.8	33.4	39.6	39.8	41.1	40.4	31.6	41.9	37.2	35.9	34.3	32.0	
3. I probably will do this	14.3	15.5	13.3	14.6	12.4	19.1	14.3	11.5	14.4	15.3	9.5	12.5	15.1	17.1	16.2	12.7	
4. I have already done this	3.4	4.6	2.6	3.6	2.8	2.7	4.4	2.8	4.0	4.0	1.7	2.8	3.3	3.0	5.4	8.4	
<i>Item 6430 Subject H05, I02</i>	<i>N</i>	<i>2526</i>	<i>1152</i>	<i>1261</i>	<i>1608</i>	<i>255</i>	<i>499</i>	<i>611</i>	<i>902</i>	<i>513</i>	<i>1918</i>	<i>451</i>	<i>1166</i>	<i>572</i>	<i>271</i>	<i>407</i>	<i>46</i>

QUESTIONNAIRE FORM 2 2005	TOTAL	SEX		RACE		REGION				COLLEGE PLANS?		ILLICIT DRUG USE: LIFETIME				
		M	F	White	Black	NE	NC	S	W	Yes	No	None	Mari- juana Only	Few Pills	More Pills	Any Her- oin
<i>N (Weighted No. of Cases):</i>	2585	1168	1274	1619	265	516	625	921	522	1939	455	1180	578	273	410	49
<i>% of Weighted Total:</i>	100.0	45.2	49.3	62.6	10.2	20.0	24.2	35.6	20.2	75.0	17.6	45.7	22.4	10.6	15.9	1.9
A17F: Boycott certain products or stores																
1. I probably won't do this	41.0	42.3	40.1	39.8	41.8	41.8	38.5	44.1	37.5	38.1	51.7	40.7	41.5	41.0	41.8	31.4
2. Don't know	37.2	34.8	39.1	36.7	39.7	33.8	37.8	37.7	39.2	37.5	35.3	38.2	37.1	37.5	33.4	42.4
3. I probably will do this	14.4	14.8	13.7	14.8	14.9	16.0	15.0	12.1	16.3	16.2	8.0	14.4	14.6	14.7	13.8	11.8
4. I have already done this	7.4	8.1	7.1	8.7	3.6	8.5	8.7	6.1	7.1	8.3	5.0	6.7	6.7	6.9	11.0	14.4
<i>Item 6440 Subject H05, I02</i>	<i>N 2526</i>	<i>1154</i>	<i>1262</i>	<i>1609</i>	<i>257</i>	<i>503</i>	<i>611</i>	<i>902</i>	<i>510</i>	<i>1920</i>	<i>452</i>	<i>1167</i>	<i>574</i>	<i>271</i>	<i>404</i>	<i>46</i>
A18: How much do you agree or disagree with each of the following statements?																
A18A: The U.S. should begin a gradual program of disarming whether other countries do or not																
1. Disagree	28.7	39.8	19.5	33.2	21.9	30.3	32.0	29.0	22.9	29.1	28.5	26.9	29.0	29.8	30.9	30.4
2. Mostly disagree	15.1	14.6	15.2	16.4	12.3	16.0	14.6	15.7	13.6	16.6	10.5	17.1	13.0	15.3	13.9	11.3
3. Neither	38.0	28.3	46.5	33.3	47.7	35.4	34.9	39.7	41.3	35.5	44.4	37.8	38.7	36.7	38.3	40.4
4. Mostly agree	13.2	12.0	14.3	12.5	13.0	11.7	14.0	11.3	16.8	13.5	12.6	13.4	14.2	12.8	11.4	15.9
5. Agree	5.1	5.4	4.5	4.6	5.1	6.6	4.5	4.4	5.4	5.3	4.0	4.8	5.1	5.4	5.5	2.0
<i>Item 6450 Subject H02, L03</i>	<i>N 2497</i>	<i>1144</i>	<i>1244</i>	<i>1595</i>	<i>248</i>	<i>489</i>	<i>604</i>	<i>897</i>	<i>507</i>	<i>1896</i>	<i>448</i>	<i>1158</i>	<i>562</i>	<i>269</i>	<i>400</i>	<i>48</i>
A18B: There may be times when the U.S. should go to war to protect the rights of other countries																
1. Disagree	11.8	12.9	10.5	9.9	17.4	14.8	9.7	12.4	10.2	10.9	13.5	10.0	12.2	10.0	13.7	28.8
2. Mostly disagree	16.8	14.8	19.2	15.7	18.2	19.0	17.2	14.6	18.0	16.6	19.2	15.6	19.0	21.0	16.3	16.4
3. Neither	22.8	22.2	22.7	21.4	30.1	22.2	22.6	24.3	20.8	22.7	20.5	23.8	20.3	18.4	24.5	28.4
4. Mostly agree	31.1	30.9	31.8	33.6	21.3	29.1	31.5	31.4	32.2	32.2	29.8	32.5	32.1	31.3	29.7	12.9
5. Agree	17.5	19.3	15.9	19.4	13.0	14.8	18.9	17.3	18.9	17.6	16.9	18.2	16.4	19.3	15.8	13.6
<i>Item 5690 Subject H02, L03</i>	<i>N 2519</i>	<i>1154</i>	<i>1252</i>	<i>1605</i>	<i>252</i>	<i>496</i>	<i>611</i>	<i>900</i>	<i>512</i>	<i>1912</i>	<i>451</i>	<i>1163</i>	<i>570</i>	<i>271</i>	<i>405</i>	<i>48</i>
A18C: The U.S. should be willing to go to war to protect its own economic interests																
1. Disagree	9.2	8.9	9.1	7.4	11.5	9.8	8.0	7.4	13.2	9.3	8.0	7.6	11.3	6.9	10.0	17.0
2. Mostly disagree	12.7	13.3	12.1	11.8	8.1	14.9	11.6	10.4	15.8	13.5	10.2	13.9	9.9	13.7	13.9	8.3
3. Neither	25.7	24.0	27.5	25.8	23.5	23.2	26.5	26.5	25.6	25.7	24.4	27.1	24.3	26.7	23.0	32.0
4. Mostly agree	30.0	25.0	35.0	31.0	30.4	31.7	29.1	30.5	28.5	30.6	28.9	31.1	30.3	30.4	26.4	26.6
5. Agree	22.5	28.8	16.3	24.0	26.4	20.4	24.8	25.2	16.9	20.9	28.5	20.3	24.2	22.1	26.7	16.1
<i>Item 6460 Subject H02, L03</i>	<i>N 2509</i>	<i>1147</i>	<i>1252</i>	<i>1598</i>	<i>252</i>	<i>493</i>	<i>607</i>	<i>898</i>	<i>511</i>	<i>1905</i>	<i>450</i>	<i>1157</i>	<i>569</i>	<i>269</i>	<i>405</i>	<i>48</i>
A18D: The only good reason for the U.S. to go to war is to defend against an attack on our own country																
1. Disagree	8.8	10.3	7.7	9.2	8.0	6.7	9.7	9.4	8.6	8.9	8.9	9.3	8.1	7.7	8.7	8.8
2. Mostly disagree	14.1	15.2	12.8	15.3	12.1	13.7	15.6	13.5	13.9	15.1	10.2	14.6	12.4	14.0	14.0	18.9
3. Neither	18.1	17.7	17.4	18.0	17.7	16.6	19.3	20.3	14.3	17.2	20.4	17.5	17.4	16.8	20.7	25.4
4. Mostly agree	32.7	32.6	33.6	34.3	28.2	35.2	33.3	30.7	33.0	33.7	29.8	34.1	31.5	30.4	33.0	23.3
5. Agree	26.3	24.2	28.5	23.3	34.1	27.9	22.1	26.2	30.2	25.2	30.7	24.4	30.6	31.2	23.6	23.7
<i>Item 6470 Subject H02, L03</i>	<i>N 2510</i>	<i>1152</i>	<i>1248</i>	<i>1599</i>	<i>254</i>	<i>491</i>	<i>611</i>	<i>897</i>	<i>511</i>	<i>1908</i>	<i>451</i>	<i>1159</i>	<i>570</i>	<i>271</i>	<i>404</i>	<i>48</i>
A18E: The U.S. does not need to have greater military power than Russia																
1. Disagree	27.9	36.5	19.2	28.0	28.3	22.2	27.9	35.0	20.9	25.8	34.5	26.4	26.0	31.2	32.1	24.3
2. Mostly disagree	17.8	18.1	18.0	19.5	15.8	17.9	18.7	16.9	18.1	19.9	11.5	18.1	19.4	16.7	17.4	11.7
3. Neither	35.9	26.3	45.1	34.0	42.2	37.1	33.6	35.7	37.9	35.4	38.0	37.3	35.0	33.1	34.3	38.1
4. Mostly agree	10.9	10.3	11.0	11.1	6.7	13.7	12.6	6.9	13.0	11.0	9.9	10.8	11.6	11.5	9.3	12.4
5. Agree	7.6	8.8	6.7	7.4	7.0	9.2	7.1	5.6	10.0	7.9	6.1	7.3	8.0	7.5	6.9	13.4
<i>Item 6480 Subject H02, L03</i>	<i>N 2502</i>	<i>1151</i>	<i>1243</i>	<i>1599</i>	<i>250</i>	<i>490</i>	<i>609</i>	<i>893</i>	<i>509</i>	<i>1904</i>	<i>449</i>	<i>1157</i>	<i>566</i>	<i>269</i>	<i>404</i>	<i>48</i>
A18F: The U.S. ought to have much more military power than any other nation in the world																
1. Disagree	10.1	9.8	10.4	9.3	10.0	12.1	11.1	8.4	10.3	10.7	7.6	10.1	9.1	9.3	10.6	18.8
2. Mostly disagree	12.3	12.1	12.2	13.1	10.6	15.3	10.1	10.7	14.6	13.4	8.1	11.9	14.5	15.9	8.6	8.1
3. Neither	33.9	26.5	40.5	31.2	37.1	31.9	31.2	35.1	37.2	33.3	34.8	35.5	34.1	29.5	31.9	29.4
4. Mostly agree	18.8	17.9	20.0	20.0	19.4	18.6	22.3	17.1	17.8	19.9	15.9	19.6	18.6	19.4	18.0	11.6
5. Agree	24.9	33.7	16.9	26.4	22.9	22.1	25.4	28.7	20.1	22.7	33.6	22.9	23.7	25.9	30.9	32.1
<i>Item 6490 Subject H02, L03</i>	<i>N 2508</i>	<i>1155</i>	<i>1248</i>	<i>1606</i>	<i>250</i>	<i>495</i>	<i>608</i>	<i>895</i>	<i>510</i>	<i>1911</i>	<i>450</i>	<i>1161</i>	<i>570</i>	<i>269</i>	<i>405</i>	<i>48</i>

DESCRIPTIVE RESULTS: 2005

113

QUESTIONNAIRE FORM 2 2005	TOTAL	SEX		RACE		REGION				COLLEGE PLANS?		ILLICIT DRUG USE: LIFETIME				
		M	F	White	Black	NE	NC	S	W	Yes	No	None	Mari- juana Only	Few Pills	More Pills	Any Her- oin
<i>N (Weighted No. of Cases):</i>	2585	1168	1274	1619	265	516	625	921	522	1939	455	1180	578	273	410	49
<i>% of Weighted Total:</i>	100.0	45.2	49.3	62.6	10.2	20.0	24.2	35.6	20.2	75.0	17.6	45.7	22.4	10.6	15.9	1.9
A18G: Our present foreign policy is based on our own narrow economic and power interests																
1. Disagree	5.5	7.1	3.7	5.6	5.6	5.1	6.6	6.2	3.5	5.2	5.8	5.8	4.8	5.7	4.8	6.5
2. Mostly disagree	8.1	9.2	6.9	8.9	6.7	7.5	8.5	7.2	9.8	8.5	5.8	9.1	6.4	8.2	6.9	11.8
3. Neither	47.6	41.0	54.2	48.2	49.4	43.9	48.8	50.3	45.1	44.9	59.0	48.2	45.9	46.7	49.0	41.3
4. Mostly agree	23.8	25.3	22.8	23.0	22.9	25.4	23.2	22.6	25.0	25.3	18.9	23.1	27.6	24.9	20.4	25.8
5. Agree	14.9	17.5	12.5	14.3	15.4	18.0	12.8	13.7	16.6	16.1	10.5	13.8	15.3	14.4	18.9	14.6
<i>Item 6500 Subject H02, L03</i>	<i>N</i> 2497	1149	1241	1599	249	488	608	892	509	1902	449	1155	567	267	405	48
A19: This section deals with activities which may be against the rules or against the law. We hope you will answer all of these questions. However, if you find a question which you cannot answer honestly, we would prefer that you leave it blank. Remember, your answers will never be connected with your name.																
During the LAST 12 MONTHS, how often have you . . .																
A19A: Argued or had a fight with either of your parents (NOTE: This question was omitted in the questionnaires administered in California, beginning in 1997, due to state requirements.)																
1. Not at all	10.8	14.4	6.4	6.7	28.3	10.3	8.0	11.9	15.2	9.3	13.1	13.8	8.7	5.6	5.5	14.9
2. Once	9.9	11.2	8.2	9.3	12.8	9.7	7.7	11.0	11.6	9.4	10.5	12.4	9.0	8.4	6.1	3.6
3. Twice	14.7	15.9	13.5	15.3	10.4	13.9	15.7	14.9	13.3	15.0	12.9	15.4	16.5	14.3	11.9	11.5
4. 3 or 4 times	23.1	21.8	24.5	24.7	16.5	22.7	27.7	20.9	20.8	23.6	23.0	24.5	23.0	22.3	21.9	9.6
5. 5 or more times	41.5	36.6	47.5	44.0	32.0	43.5	41.0	41.3	39.0	42.6	40.5	33.9	42.8	49.4	54.6	60.4
<i>Item 6520 Subject M03, S01</i>	<i>N</i> 2231	1028	1114	1518	248	500	607	903	221	1698	401	1026	505	228	381	46
A19B: Hit an instructor or supervisor																
1. Not at all	97.0	96.0	98.4	97.9	95.3	97.0	96.7	96.2	98.7	97.8	95.4	98.6	99.2	96.1	93.6	71.0
2. Once	1.7	2.6	0.8	1.5	1.0	2.9	1.3	1.9	0.5	1.2	2.4	0.7	0.4	2.4	3.9	14.3
3. Twice	1.0	0.8	0.7	0.4	3.0	*	1.4	1.4	0.5	0.7	1.4	0.7	-	1.1	1.8	10.5
4. 3 or 4 times	0.1	0.3	-	*	0.3	-	0.2	0.2	0.1	0.1	0.1	0.1	-	0.2	0.5	0.9
5. 5 or more times	0.3	0.3	0.1	0.2	0.4	*	0.4	0.3	0.2	0.2	0.7	-	0.3	0.2	0.2	3.4
<i>Item 6530 Subject M02, S01</i>	<i>N</i> 2528	1154	1271	1612	261	501	608	905	513	1928	451	1174	577	272	406	48
A19C: Gotten into a serious fight in school or at work																
1. Not at all	88.3	86.6	91.1	90.5	80.1	84.5	89.7	86.3	93.8	90.9	79.6	93.6	88.0	85.2	80.9	51.8
2. Once	6.6	6.8	5.7	5.8	9.1	10.0	4.7	7.7	3.6	5.5	10.9	4.1	6.9	8.6	10.6	14.4
3. Twice	2.4	3.3	1.5	1.9	6.5	3.3	3.1	2.4	1.0	1.7	5.2	1.7	2.6	3.2	2.9	12.0
4. 3 or 4 times	2.0	2.4	1.5	1.4	4.0	1.5	1.7	2.7	1.5	1.5	2.9	0.3	2.1	3.0	3.8	16.5
5. 5 or more times	0.7	1.0	0.2	0.5	0.4	0.8	0.9	0.9	0.1	0.4	1.4	0.3	0.5	-	1.8	5.4
<i>Item 6540 Subject B07, C01, S01</i>	<i>N</i> 2530	1156	1272	1613	260	503	609	907	513	1930	451	1176	578	272	406	48
A19D: Taken part in a fight where a group of your friends were against another group																
1. Not at all	80.7	78.4	84.0	82.9	73.2	78.6	82.5	79.2	83.2	83.4	72.3	90.6	79.5	73.2	66.1	36.8
2. Once	11.8	12.5	10.3	10.5	16.0	15.0	9.7	11.1	12.1	10.4	16.4	6.7	12.3	18.2	18.5	26.0
3. Twice	4.1	4.5	3.5	3.4	6.8	2.9	5.4	4.5	2.8	3.4	5.8	1.7	3.7	4.7	9.5	12.5
4. 3 or 4 times	1.8	2.1	1.6	1.9	2.4	1.6	1.2	2.8	1.1	1.5	3.3	0.6	2.2	2.1	2.7	18.8
5. 5 or more times	1.7	2.6	0.6	1.3	1.7	1.9	1.2	2.4	0.8	1.4	2.2	0.4	2.4	1.7	3.2	5.9
<i>Item 6550 Subject S01</i>	<i>N</i> 2528	1156	1271	1614	261	503	609	904	513	1928	452	1176	577	272	406	48
A19E: Hurt someone badly enough to need bandages or a doctor																
1. Not at all	87.6	81.8	94.0	89.5	81.2	89.9	88.0	84.2	90.8	90.7	79.1	94.5	87.6	79.4	79.3	50.5
2. Once	7.0	9.7	4.2	6.0	8.8	5.3	6.9	8.2	6.8	5.2	11.3	3.2	6.9	13.0	12.1	18.4
3. Twice	2.7	4.5	0.7	2.1	6.5	2.4	2.4	3.6	1.6	2.1	4.5	1.7	2.6	3.1	3.3	15.9
4. 3 or 4 times	1.6	2.0	0.9	1.6	2.1	1.9	1.4	2.0	0.6	1.1	2.5	0.3	1.3	1.4	4.2	10.8
5. 5 or more times	1.2	2.0	0.2	0.8	1.4	0.4	1.3	2.0	0.2	0.8	2.5	0.2	1.6	3.1	1.2	4.4
<i>Item 6560 Subject S01</i>	<i>N</i> 2528	1156	1271	1613	259	501	608	906	513	1929	452	1177	576	272	406	48

*=less than .05 percent.

MONITORING THE FUTURE

QUESTIONNAIRE FORM 2 2005	TOTAL	SEX		RACE		REGION				COLLEGE PLANS?		ILLICIT DRUG USE: LIFETIME				
		M	F	White	Black	NE	NC	S	W	Yes	No	None	Mari- juana Only	Few Pills	More Pills	Any Her- oin
<i>N (Weighted No. of Cases):</i>	2585	1168	1274	1619	265	516	625	921	522	1939	455	1180	578	273	410	49
<i>% of Weighted Total:</i>	100.0	45.2	49.3	62.6	10.2	20.0	24.2	35.6	20.2	75.0	17.6	45.7	22.4	10.6	15.9	1.9
A19F: Used a knife or gun or some other thing (like a club) to get something from a person																
1. Not at all	96.5	94.8	98.8	97.6	94.7	97.0	95.9	95.4	98.8	97.9	93.9	98.6	98.3	95.6	92.3	70.1
2. Once	1.8	2.5	0.7	1.3	2.4	1.4	2.7	2.1	0.4	1.0	2.6	1.1	0.8	1.9	4.1	10.7
3. Twice	0.6	0.7	0.5	0.3	2.1	0.8	0.4	0.7	0.5	0.4	1.1	0.2	0.1	0.8	1.5	9.3
4. 3 or 4 times	0.3	0.6	-	0.2	0.5	0.2	0.5	0.3	0.1	0.2	0.6	0.1	-	0.6	0.8	1.9
5. 5 or more times	0.8	1.4	-	0.6	0.4	0.7	0.5	1.5	0.2	0.4	1.7	0.1	0.8	1.1	1.4	7.9
<i>Item 6570 Subject S01</i>	<i>N 2523</i>	<i>1154</i>	<i>1270</i>	<i>1611</i>	<i>259</i>	<i>501</i>	<i>607</i>	<i>902</i>	<i>512</i>	<i>1924</i>	<i>450</i>	<i>1176</i>	<i>576</i>	<i>270</i>	<i>405</i>	<i>48</i>
A19G: Taken something not belonging to you worth under \$50																
1. Not at all	72.7	67.0	78.3	72.6	74.9	73.1	70.3	74.1	72.6	73.2	69.5	83.7	73.5	57.1	54.9	39.7
2. Once	12.4	14.8	10.1	13.0	8.2	13.3	12.9	11.1	13.2	12.1	14.6	8.0	13.5	23.7	15.6	17.1
3. Twice	7.0	7.9	6.2	7.1	7.6	7.2	8.5	6.7	5.4	7.4	6.0	4.8	4.9	8.6	13.5	20.6
4. 3 or 4 times	3.3	3.6	2.5	3.2	2.9	2.0	3.4	3.5	3.9	2.9	3.8	1.5	1.7	4.3	8.1	11.2
5. 5 or more times	4.7	6.7	2.8	4.2	6.3	4.4	4.9	4.6	4.9	4.4	6.2	2.1	6.5	6.3	7.9	11.4
<i>Item 6580 Subject S01</i>	<i>N 2521</i>	<i>1152</i>	<i>1269</i>	<i>1609</i>	<i>259</i>	<i>500</i>	<i>606</i>	<i>903</i>	<i>512</i>	<i>1925</i>	<i>450</i>	<i>1176</i>	<i>576</i>	<i>271</i>	<i>401</i>	<i>48</i>
A19H: Taken something not belonging to you worth over \$50																
1. Not at all	91.4	89.0	94.3	93.0	87.6	92.0	93.2	89.2	92.6	92.9	88.0	97.5	91.5	84.6	82.7	61.6
2. Once	4.4	5.8	2.7	3.7	6.3	4.1	3.2	5.5	4.1	4.0	5.2	1.4	3.9	9.4	8.6	13.6
3. Twice	1.5	1.5	1.2	1.1	1.2	0.9	1.6	2.2	0.9	1.1	2.3	0.6	1.1	2.2	3.0	13.1
4. 3 or 4 times	0.9	1.2	0.6	0.9	0.7	0.3	1.0	1.0	1.3	0.7	1.2	0.1	0.4	1.0	2.9	4.0
5. 5 or more times	1.8	2.5	1.2	1.3	4.2	2.7	1.0	2.2	1.2	1.4	3.3	0.3	3.1	2.8	2.9	7.7
<i>Item 6590 Subject S01</i>	<i>N 2522</i>	<i>1154</i>	<i>1267</i>	<i>1608</i>	<i>260</i>	<i>502</i>	<i>608</i>	<i>900</i>	<i>513</i>	<i>1924</i>	<i>451</i>	<i>1176</i>	<i>575</i>	<i>270</i>	<i>405</i>	<i>48</i>
A19I: Taken something from a store without paying for it																
1. Not at all	75.1	74.6	76.4	78.0	71.5	74.9	79.2	73.8	72.9	77.4	68.1	88.4	73.7	58.4	56.4	32.7
2. Once	11.7	11.9	11.6	10.2	10.9	11.4	8.4	12.7	14.2	10.9	13.7	6.6	10.7	19.9	20.1	29.9
3. Twice	5.1	4.1	5.8	4.3	5.0	5.8	5.3	4.4	5.2	4.7	7.1	2.4	6.4	8.4	8.6	5.1
4. 3 or 4 times	3.0	3.5	1.9	2.9	3.3	3.6	2.5	2.5	4.1	2.6	3.9	1.3	3.0	6.1	4.9	6.6
5. 5 or more times	5.1	5.9	4.3	4.5	9.4	4.2	4.6	6.6	3.7	4.5	7.2	1.2	6.1	7.2	9.9	25.7
<i>Item 6600 Subject S01</i>	<i>N 2526</i>	<i>1156</i>	<i>1269</i>	<i>1612</i>	<i>260</i>	<i>503</i>	<i>607</i>	<i>903</i>	<i>513</i>	<i>1926</i>	<i>452</i>	<i>1176</i>	<i>577</i>	<i>271</i>	<i>405</i>	<i>48</i>
A19J: Taken a car that didn't belong to someone in your family without permission of the owner																
1. Not at all	94.8	92.9	97.1	96.1	94.9	96.0	94.8	94.0	95.3	96.3	90.7	97.6	97.0	90.6	89.7	73.5
2. Once	2.5	3.2	1.6	2.2	3.0	1.6	2.3	3.1	2.5	1.6	5.3	1.7	1.3	5.7	4.0	8.6
3. Twice	1.2	1.6	0.6	0.9	0.4	1.5	1.2	0.8	1.5	1.0	1.7	0.4	0.8	1.8	2.9	5.2
4. 3 or 4 times	0.6	0.7	0.5	0.4	1.7	0.2	1.4	0.5	0.4	0.6	0.7	0.2	0.4	0.8	0.9	7.3
5. 5 or more times	0.9	1.6	0.1	0.4	-	0.7	0.4	1.5	0.4	0.6	1.6	0.2	0.4	1.1	2.6	5.4
<i>Item 6610 Subject S01</i>	<i>N 2527</i>	<i>1156</i>	<i>1270</i>	<i>1612</i>	<i>259</i>	<i>501</i>	<i>607</i>	<i>906</i>	<i>513</i>	<i>1927</i>	<i>452</i>	<i>1177</i>	<i>576</i>	<i>272</i>	<i>405</i>	<i>48</i>
A19K: Taken part of a car without permission of the owner																
1. Not at all	95.6	93.1	98.2	97.2	94.0	95.1	95.9	96.0	95.0	97.2	91.2	98.5	96.5	92.4	91.1	79.4
2. Once	2.0	2.8	1.3	1.7	1.6	2.3	1.8	1.2	3.4	1.4	3.9	0.8	1.4	5.4	3.1	5.9
3. Twice	0.7	1.5	0.1	0.6	0.5	1.0	1.0	0.5	0.6	0.4	1.8	0.2	0.5	1.6	2.0	1.6
4. 3 or 4 times	0.8	0.9	0.4	0.3	2.4	-	0.9	1.2	0.6	0.3	1.7	0.4	0.3	-	1.8	8.7
5. 5 or more times	0.9	1.8	*	0.3	1.5	1.6	0.4	1.1	0.3	0.6	1.3	0.1	1.3	0.6	1.9	4.4
<i>Item 6620 Subject S01</i>	<i>N 2525</i>	<i>1155</i>	<i>1269</i>	<i>1613</i>	<i>260</i>	<i>501</i>	<i>608</i>	<i>904</i>	<i>512</i>	<i>1926</i>	<i>452</i>	<i>1174</i>	<i>577</i>	<i>271</i>	<i>406</i>	<i>48</i>
A19L: Gone into some house or building when you weren't supposed to be there																
1. Not at all	73.5	69.7	77.8	73.3	78.5	73.2	74.4	71.5	76.2	73.1	73.9	83.2	74.7	59.7	56.3	48.1
2. Once	12.7	14.1	11.2	14.1	6.5	12.4	13.8	12.4	12.1	13.5	10.8	9.1	13.2	20.2	16.8	16.7
3. Twice	7.4	7.7	6.5	7.1	5.9	8.1	8.0	6.8	7.3	7.9	6.1	4.9	7.2	12.2	12.2	9.3
4. 3 or 4 times	3.6	4.5	2.7	2.6	4.6	2.7	1.8	5.5	3.3	3.5	4.0	1.9	1.9	5.2	8.2	10.6
5. 5 or more times	2.8	4.0	1.8	2.8	4.4	3.6	2.0	3.8	1.1	2.0	5.3	0.9	2.9	2.7	6.5	15.4
<i>Item 6630 Subject S01</i>	<i>N 2522</i>	<i>1152</i>	<i>1271</i>	<i>1610</i>	<i>261</i>	<i>501</i>	<i>605</i>	<i>903</i>	<i>513</i>	<i>1927</i>	<i>452</i>	<i>1173</i>	<i>575</i>	<i>272</i>	<i>406</i>	<i>48</i>

* = less than .05 percent.

DESCRIPTIVE RESULTS: 2005

115

QUESTIONNAIRE FORM 2 2005	TOTAL	SEX		RACE		REGION				COLLEGE PLANS?		ILLICIT DRUG USE: LIFETIME				
		M	F	White	Black	NE	NC	S	W	Yes	No	None	Mari- juana Only	Few Pills	More Pills	Any Her- oin
<i>N (Weighted No. of Cases):</i>	2585	1168	1274	1619	265	516	625	921	522	1939	455	1180	578	273	410	49
<i>% of Weighted Total:</i>	100.0	45.2	49.3	62.6	10.2	20.0	24.2	35.6	20.2	75.0	17.6	45.7	22.4	10.6	15.9	1.9
A19M: Set fire to someone's property on purpose																
1. Not at all	96.6	94.6	99.1	97.3	95.7	97.6	95.1	96.0	98.4	97.8	94.5	99.5	97.1	96.7	92.1	75.0
2. Once	1.4	2.1	0.5	1.0	1.9	0.9	2.3	1.3	0.9	1.0	1.3	0.2	1.1	1.8	2.7	11.0
3. Twice	0.7	1.1	0.3	0.7	1.1	0.7	0.9	0.8	0.3	0.5	1.3	0.2	0.6	1.5	1.8	2.3
4. 3 or 4 times	0.5	0.5	0.1	0.3	0.3	0.2	0.2	1.0	0.1	0.3	0.8	0.2	0.5	-	1.0	2.8
5. 5 or more times	0.8	1.7	-	0.7	1.0	0.5	1.4	0.9	0.3	0.4	2.1	-	0.7	-	2.4	8.9
<i>Item 6640 Subject S01</i>	<i>N</i> 2529	1157	1271	1613	261	502	609	906	513	1929	452	1177	577	272	406	48
A19N: Damaged school property on purpose																
1. Not at all	87.8	83.4	92.7	88.6	89.6	85.0	88.6	88.4	88.3	88.2	86.2	95.6	90.0	78.9	74.3	38.4
2. Once	6.1	7.6	4.1	5.8	3.9	7.9	6.5	4.3	7.2	6.0	6.5	2.7	4.9	12.8	11.3	24.6
3. Twice	3.1	4.2	2.0	2.7	3.4	3.2	2.0	4.2	2.5	3.3	2.5	1.0	2.6	5.6	6.9	15.7
4. 3 or 4 times	1.5	1.9	1.1	1.7	1.2	2.1	1.6	1.3	1.1	1.6	1.3	0.2	0.8	1.6	4.6	10.8
5. 5 or more times	1.5	2.8	0.1	1.3	1.9	1.7	1.3	1.8	0.8	0.9	3.5	0.5	1.7	1.2	2.9	10.4
<i>Item 6650 Subject B07, S01</i>	<i>N</i> 2520	1152	1268	1608	261	501	606	904	510	1923	452	1173	576	272	404	48
A19O: Damaged property at work on purpose																
1. Not at all	93.6	90.2	97.4	93.6	94.5	93.3	93.2	92.4	96.5	95.0	88.6	97.5	94.3	87.8	89.1	61.5
2. Once	3.3	4.8	1.7	3.3	2.5	4.2	3.4	3.5	1.6	2.9	5.1	1.7	2.3	8.7	3.9	16.5
3. Twice	1.4	1.8	0.7	1.3	1.8	1.3	1.3	1.7	0.9	1.1	2.1	0.5	1.2	1.5	2.7	13.4
4. 3 or 4 times	0.8	1.4	0.2	0.9	0.7	0.7	0.9	0.9	0.7	0.6	1.1	0.2	1.1	1.3	1.8	-
5. 5 or more times	1.0	1.8	-	1.0	0.6	0.5	1.1	1.5	0.2	0.3	3.2	0.1	1.1	0.6	2.5	8.6
<i>Item 6660 Subject C01, S01</i>	<i>N</i> 2521	1153	1269	1606	261	500	608	904	509	1927	450	1175	577	271	404	48
A19P: Been arrested and taken to a police station																
1. Not at all	91.8	89.1	95.0	92.6	88.9	92.3	89.6	90.6	96.3	93.8	86.6	97.8	92.2	89.2	81.7	54.8
2. Once	5.4	6.3	4.4	5.4	6.8	4.7	6.5	6.6	2.6	4.6	8.0	1.3	6.5	8.6	11.8	20.9
3. Twice	1.6	2.7	0.3	1.4	2.3	1.4	2.7	1.5	0.7	0.9	3.0	0.6	0.5	1.5	3.6	15.7
4. 3 or 4 times	0.4	0.5	0.3	0.2	0.6	0.5	0.5	0.4	0.1	0.2	1.0	0.1	0.3	-	1.3	2.8
5. 5 or more times	0.7	1.5	-	0.4	1.4	1.0	0.7	0.8	0.3	0.4	1.3	0.2	0.6	0.7	1.6	5.9
<i>Item 25880 Subject S01</i>	<i>N</i> 2522	1154	1269	1608	261	502	608	901	512	1923	452	1171	577	272	406	48
A20: The next questions are about some things which may have happened TO YOU.																
During the LAST 12 MONTHS, how often . . .																
A20A: Has something of yours (worth under \$50) been stolen?																
1. Not at all	58.3	57.6	58.9	58.6	53.3	58.8	59.8	57.3	57.5	57.4	59.6	64.8	54.3	51.3	50.7	51.5
2. Once	23.9	23.4	24.0	25.4	21.4	25.6	22.9	23.4	24.2	25.0	21.1	22.5	25.9	31.0	21.6	14.7
3. Twice	11.0	11.8	10.3	10.8	12.7	9.8	11.9	11.0	11.0	10.9	11.6	8.4	12.7	11.8	14.6	17.7
4. 3 or 4 times	4.4	4.0	4.9	3.6	7.3	2.8	3.4	5.4	5.2	4.4	4.4	2.7	3.6	3.3	9.7	13.2
5. 5 or more times	2.6	3.2	1.9	1.7	5.2	3.1	2.0	2.9	2.1	2.3	3.3	1.6	3.5	2.7	3.5	2.9
<i>Item 6680 Subject S03</i>	<i>N</i> 2516	1152	1268	1608	259	503	605	899	510	1922	452	1174	577	270	403	49
A20B: Has something of yours (worth over \$50) been stolen?																
1. Not at all	75.0	73.8	76.0	77.1	67.4	74.7	80.6	71.2	75.3	75.8	73.1	81.2	71.5	68.8	69.5	56.8
2. Once	17.6	18.7	16.8	17.0	20.7	17.9	13.9	19.3	18.9	17.6	18.0	14.4	20.7	24.0	17.7	20.7
3. Twice	4.4	4.1	4.6	4.1	6.2	3.7	3.5	5.6	3.9	4.1	4.7	2.9	3.2	4.2	7.6	21.5
4. 3 or 4 times	1.9	1.8	1.8	1.3	1.2	2.2	1.6	2.0	1.7	1.6	2.5	0.8	2.8	1.9	4.0	-
5. 5 or more times	1.1	1.6	0.7	0.5	4.5	1.6	0.5	1.8	0.2	0.9	1.6	0.7	1.8	1.1	1.1	1.0
<i>Item 6690 Subject S03</i>	<i>N</i> 2514	1150	1267	1606	259	502	605	897	510	1919	452	1173	577	269	402	49
A20C: Has someone deliberately damaged your property (your car, clothing, etc.)?																
1. Not at all	68.8	63.8	73.2	68.0	70.9	70.8	69.7	67.4	68.4	70.0	64.4	76.3	67.3	62.2	55.3	52.8
2. Once	18.7	20.5	17.3	20.1	15.2	17.2	19.1	19.3	18.9	18.8	18.9	15.1	20.0	24.1	24.2	21.5
3. Twice	8.0	10.1	6.4	8.3	7.5	7.2	7.2	8.7	8.5	7.4	10.4	5.5	8.3	10.6	12.9	15.4
4. 3 or 4 times	2.8	2.8	2.6	2.1	5.0	3.7	1.5	2.8	3.4	2.4	3.7	1.9	3.9	2.1	3.7	-
5. 5 or more times	1.7	2.8	0.6	1.6	1.3	1.1	2.5	1.9	0.9	1.4	2.6	1.1	0.5	0.9	4.0	10.2
<i>Item 6700 Subject S03</i>	<i>N</i> 2515	1151	1269	1606	260	501	605	899	510	1921	452	1172	576	271	405	49

MONITORING THE FUTURE

QUESTIONNAIRE FORM 2 2005	TOTAL	SEX		RACE		REGION				COLLEGE PLANS?		ILLICIT DRUG USE: LIFETIME				
		M	F	White	Black	NE	NC	S	W	Yes	No	None	Mari- juana Only	Few Pills	More Pills	Any Her- oin
<i>N (Weighted No. of Cases):</i>	2585	1168	1274	1619	265	516	625	921	522	1939	455	1180	578	273	410	49
<i>% of Weighted Total:</i>	100.0	45.2	49.3	62.6	10.2	20.0	24.2	35.6	20.2	75.0	17.6	45.7	22.4	10.6	15.9	1.9
A20D: Has someone injured you with a weapon (like a knife, gun, or club)?																
1. Not at all	94.4	92.6	96.3	95.5	91.6	95.9	95.4	92.5	95.4	95.4	92.3	96.8	96.4	91.3	91.3	66.7
2. Once	3.2	3.8	2.7	2.7	4.3	3.1	2.6	3.9	3.0	2.5	4.4	2.0	2.1	6.2	5.2	13.7
3. Twice	1.0	1.6	0.5	0.6	2.4	0.4	0.7	1.7	0.7	0.9	1.3	0.4	0.7	2.2	1.7	5.1
4. 3 or 4 times	0.7	1.1	0.4	0.8	1.4	0.4	0.9	1.1	0.3	0.6	1.3	0.5	-	0.4	1.1	9.3
5. 5 or more times	0.6	1.0	0.2	0.4	0.3	0.2	0.4	0.9	0.7	0.5	0.8	0.4	0.7	-	0.7	5.3
<i>Item 6710 Subject S03</i>	<i>N</i> 2517	1151	1270	1609	260	502	605	900	511	1924	451	1174	577	271	405	49
A20E: Has someone threatened you with a weapon, but not actually injured you?																
1. Not at all	82.9	78.3	87.5	84.2	77.2	83.0	83.2	81.8	84.5	85.5	74.3	91.7	80.6	78.1	70.3	46.2
2. Once	9.7	10.4	8.6	8.9	14.2	9.7	9.5	10.0	9.3	8.8	12.7	5.4	12.2	13.1	13.8	23.3
3. Twice	3.6	5.0	2.5	3.5	3.6	4.0	3.7	3.8	2.9	2.5	8.1	0.9	3.1	5.9	9.3	8.6
4. 3 or 4 times	1.6	2.4	0.9	1.6	2.4	1.6	1.3	1.6	2.0	1.6	1.7	0.5	2.1	1.8	3.6	5.4
5. 5 or more times	2.2	3.9	0.6	1.9	2.6	1.7	2.4	2.8	1.3	1.8	3.2	1.5	2.0	1.0	3.1	16.6
<i>Item 6720 Subject S03</i>	<i>N</i> 2511	1148	1269	1607	257	500	603	896	511	1921	449	1170	575	271	405	49
A20F: Has someone injured you on purpose without using a weapon?																
1. Not at all	83.9	83.1	84.9	85.0	84.1	84.2	85.3	84.3	81.5	85.0	81.4	90.4	86.1	75.2	72.4	54.9
2. Once	8.5	8.7	8.2	8.0	8.3	7.8	8.7	7.2	11.5	8.1	8.8	4.9	7.8	12.3	15.9	19.3
3. Twice	4.4	4.7	4.1	3.8	4.2	5.0	2.7	5.2	4.4	4.2	5.6	2.6	4.1	8.0	6.3	12.5
4. 3 or 4 times	1.4	1.1	1.7	1.6	1.6	1.7	1.5	1.2	1.4	1.4	1.7	0.9	1.1	2.3	2.2	6.0
5. 5 or more times	1.8	2.4	1.1	1.6	1.8	1.4	1.9	2.2	1.3	1.4	2.4	1.3	0.9	2.2	3.3	7.3
<i>Item 6730 Subject S03</i>	<i>N</i> 2519	1154	1269	1608	262	502	607	900	511	1924	451	1176	577	271	405	49
A20G: Has an unarmed person threatened you with injury, but not actually injured you?																
1. Not at all	72.0	65.0	78.2	71.1	70.5	68.3	72.0	73.2	73.3	73.9	63.9	82.5	71.1	64.7	52.1	40.9
2. Once	12.1	13.8	10.4	12.4	13.8	12.6	12.2	11.3	13.0	11.4	15.0	9.1	13.3	14.8	17.9	15.8
3. Twice	6.1	7.3	5.1	6.3	5.1	9.2	5.6	4.7	6.3	5.8	7.1	3.5	5.4	10.0	12.0	7.9
4. 3 or 4 times	4.0	4.7	3.6	4.2	6.1	3.7	3.9	4.2	4.3	4.1	4.5	2.2	4.3	4.0	7.2	12.0
5. 5 or more times	5.7	9.2	2.8	6.0	4.5	6.2	6.3	6.6	3.1	4.6	9.5	2.8	5.9	6.5	10.7	23.3
<i>Item 6740 Subject S03</i>	<i>N</i> 2513	1150	1267	1607	260	501	605	900	507	1919	452	1174	575	270	403	49
The following questions concern cigarettes, alcohol, and a number of other drugs.																
A21: How difficult do you think it would be for you to get each of the following types of drugs, if you wanted some?																
A21A: Marijuana (pot, weed)																
1. Probably impossible	6.5	5.9	6.7	3.4	13.6	4.0	5.6	8.7	6.2	5.3	9.8	11.5	1.1	2.3	2.3	4.4
2. Very difficult	2.9	2.7	3.1	2.5	2.2	3.7	3.2	2.0	3.6	2.8	2.9	5.1	0.2	2.6	0.2	4.8
3. Fairly difficult	4.9	4.4	5.2	4.1	4.7	2.9	4.4	6.3	5.3	4.8	5.6	7.9	3.3	1.4	1.7	-
4. Fairly easy	24.4	22.4	25.7	25.9	18.2	18.8	27.8	23.3	27.6	25.3	20.9	33.3	19.7	14.4	13.4	8.1
5. Very easy	61.3	64.7	59.2	64.1	61.3	70.7	59.1	59.8	57.3	61.8	60.8	42.2	75.6	79.2	82.4	82.7
<i>Item 6750 Subject A03a</i>	<i>N</i> 2504	1145	1264	1599	260	499	603	898	505	1913	450	1165	577	269	406	49
A21B: LSD																
1. Probably impossible	19.6	18.1	20.6	12.6	45.2	16.6	17.1	24.7	16.8	18.0	23.5	27.4	16.3	10.2	10.2	-
2. Very difficult	20.8	20.8	20.7	22.8	14.5	21.1	20.4	20.5	21.6	21.6	18.8	20.5	23.9	22.6	17.0	9.8
3. Fairly difficult	31.0	32.9	29.5	35.6	14.3	32.2	34.1	26.9	33.1	31.6	31.3	29.4	29.0	36.3	35.9	34.3
4. Fairly easy	20.8	18.1	23.8	22.9	15.6	22.6	22.2	17.5	23.1	21.8	17.4	17.8	22.8	23.1	25.8	17.4
5. Very easy	7.7	10.1	5.4	6.1	10.4	7.4	6.1	10.4	5.3	6.9	9.1	4.9	8.0	7.8	11.0	38.5
<i>Item 6760 Subject A03a</i>	<i>N</i> 2443	1133	1217	1569	253	488	596	869	489	1868	441	1132	558	263	402	49
A21C: Some other hallucinogen (mescaline, peyote, "shrooms" or psilocybin, PCP, etc.)																
1. Probably impossible	17.7	16.0	18.9	10.2	45.4	15.7	13.7	22.4	16.2	15.5	23.3	24.9	14.9	10.6	6.7	3.3
2. Very difficult	14.5	14.1	14.5	15.2	10.0	13.7	16.6	12.7	16.0	15.0	12.8	19.2	10.6	11.0	10.1	7.3
3. Fairly difficult	22.8	21.9	23.8	25.0	11.1	22.1	23.7	20.4	26.5	24.1	18.6	24.4	23.3	25.6	17.5	15.7
4. Fairly easy	28.7	28.6	29.2	32.5	20.7	31.0	30.4	25.7	29.9	29.9	26.5	22.4	34.0	32.7	38.7	16.1
5. Very easy	16.3	19.3	13.6	17.1	12.9	17.5	15.6	18.8	11.4	15.5	18.8	9.1	17.3	20.1	27.0	57.6
<i>Item 6770 Subject A03a</i>	<i>N</i> 2474	1141	1239	1585	257	494	602	884	494	1890	447	1146	572	266	402	49

QUESTIONNAIRE FORM 2 2005	TOTAL	SEX		RACE		REGION				COLLEGE PLANS?		ILLICIT DRUG USE: LIFETIME				
		M	F	White	Black	NE	NC	S	W	Yes	No	None	Mari- juana Only	Few Pills	More Pills	Any Her- oin
<i>N (Weighted No. of Cases):</i>	2585	1168	1274	1619	265	516	625	921	522	1939	455	1180	578	273	410	49
<i>% of Weighted Total:</i>	100.0	45.2	49.3	62.6	10.2	20.0	24.2	35.6	20.2	75.0	17.6	45.7	22.4	10.6	15.9	1.9
A21D: Amphetamines (uppers, pep pills, bennies, speed)																
1. Probably impossible	15.6	14.1	16.4	9.0	39.6	15.0	13.2	18.6	14.0	13.6	19.6	21.7	14.6	8.5	4.2	7.7
2. Very difficult	13.3	14.0	12.7	13.3	10.7	15.3	12.3	11.5	15.7	13.4	13.5	15.4	14.9	10.2	8.4	1.0
3. Fairly difficult	19.9	20.8	19.4	21.1	10.0	21.0	20.2	15.8	25.6	21.9	12.8	21.5	19.6	23.3	15.6	12.3
4. Fairly easy	27.8	26.0	29.6	31.4	22.4	27.2	28.7	27.5	27.6	28.0	28.8	27.7	26.6	29.9	29.7	21.0
5. Very easy	23.5	25.2	21.9	25.2	17.4	21.5	25.7	26.6	17.2	23.1	25.3	13.8	24.3	28.1	42.2	58.0
<i>Item 6780 Subject A03a</i>	<i>N 2463</i>	<i>1133</i>	<i>1235</i>	<i>1581</i>	<i>255</i>	<i>492</i>	<i>599</i>	<i>883</i>	<i>488</i>	<i>1880</i>	<i>445</i>	<i>1141</i>	<i>568</i>	<i>266</i>	<i>401</i>	<i>48</i>
A21E: Sedatives/barbiturates (downers)																
1. Probably impossible	18.5	17.7	18.4	11.1	42.6	16.4	13.7	22.9	18.3	16.0	23.9	24.3	19.0	9.3	7.0	8.7
2. Very difficult	14.4	14.8	13.9	15.3	8.9	15.9	15.4	12.3	15.4	14.8	13.3	16.0	16.3	15.2	7.7	7.4
3. Fairly difficult	22.7	22.9	23.1	23.8	14.9	22.6	23.6	19.8	27.0	24.2	18.8	23.1	26.0	23.5	19.7	10.0
4. Fairly easy	25.1	23.7	26.6	28.8	18.4	26.0	26.1	23.8	25.5	26.6	20.5	25.2	21.3	26.6	30.5	18.2
5. Very easy	19.3	20.9	18.0	21.0	15.2	19.0	21.1	21.1	13.8	18.4	23.4	11.5	17.4	25.4	35.1	55.7
<i>Item 6795 Subject A03a</i>	<i>N 2449</i>	<i>1132</i>	<i>1222</i>	<i>1570</i>	<i>254</i>	<i>491</i>	<i>595</i>	<i>876</i>	<i>487</i>	<i>1869</i>	<i>446</i>	<i>1135</i>	<i>560</i>	<i>263</i>	<i>402</i>	<i>49</i>
A21F: Tranquilizers																
1. Probably impossible	24.4	22.6	25.0	17.3	47.8	22.1	21.8	28.7	22.1	21.8	29.9	27.4	25.6	19.2	17.0	13.2
2. Very difficult	24.2	25.1	23.6	26.6	15.4	25.9	24.8	22.6	24.5	25.1	22.0	24.1	27.6	22.4	23.2	8.6
3. Fairly difficult	25.7	25.5	26.4	29.0	13.1	22.6	29.2	22.0	31.4	27.3	22.6	24.9	24.3	31.2	29.9	10.7
4. Fairly easy	15.9	15.6	16.3	17.3	14.0	18.9	14.0	16.7	13.5	16.4	14.4	16.3	14.4	13.0	17.5	28.3
5. Very easy	9.8	11.1	8.7	9.8	9.6	10.5	10.1	10.0	8.5	9.4	11.1	7.3	8.1	14.2	12.3	39.2
<i>Item 6800 Subject A03a</i>	<i>N 2454</i>	<i>1134</i>	<i>1225</i>	<i>1568</i>	<i>256</i>	<i>491</i>	<i>595</i>	<i>877</i>	<i>491</i>	<i>1871</i>	<i>448</i>	<i>1144</i>	<i>560</i>	<i>262</i>	<i>399</i>	<i>49</i>
A21G: Cocaine																
1. Probably impossible	18.1	17.7	18.0	13.9	32.6	17.1	16.5	21.5	14.9	17.0	20.2	24.3	14.9	13.8	7.9	7.6
2. Very difficult	16.7	18.7	15.1	19.5	9.7	15.8	19.6	15.2	16.5	17.9	12.7	19.4	18.5	15.5	9.6	6.1
3. Fairly difficult	20.5	20.9	20.5	23.7	8.6	20.9	23.0	18.5	20.6	21.9	17.3	24.2	20.9	19.9	12.2	3.8
4. Fairly easy	24.9	22.1	26.9	25.1	22.8	26.7	23.6	22.7	28.3	24.9	24.5	21.4	27.7	26.7	30.3	15.5
5. Very easy	19.9	20.6	19.4	17.9	26.3	19.5	17.3	22.0	19.6	18.3	25.3	10.7	18.0	24.1	39.9	67.0
<i>Item 6810 Subject A03a</i>	<i>N 2485</i>	<i>1143</i>	<i>1247</i>	<i>1584</i>	<i>257</i>	<i>496</i>	<i>602</i>	<i>890</i>	<i>498</i>	<i>1896</i>	<i>448</i>	<i>1154</i>	<i>572</i>	<i>270</i>	<i>401</i>	<i>49</i>
A21H: Heroin																
1. Probably impossible	23.9	24.4	22.4	18.9	36.7	21.8	20.6	28.7	21.6	22.1	28.4	27.4	21.6	20.1	19.9	9.3
2. Very difficult	24.1	25.2	23.6	28.2	10.7	22.0	25.8	21.6	28.4	25.3	20.6	25.5	26.2	25.8	19.7	2.9
3. Fairly difficult	24.7	24.3	25.5	28.0	14.8	24.0	27.5	23.1	24.7	26.4	21.8	23.7	23.8	28.4	29.7	10.8
4. Fairly easy	16.4	14.2	18.6	16.8	17.1	19.4	17.6	14.4	15.5	16.1	16.6	15.1	16.7	16.4	17.1	36.3
5. Very easy	10.9	11.9	9.9	8.2	20.8	12.7	8.4	12.2	9.8	10.1	12.5	8.4	11.7	9.4	13.6	40.7
<i>Item 6820 Subject A03a</i>	<i>N 2475</i>	<i>1141</i>	<i>1238</i>	<i>1581</i>	<i>258</i>	<i>492</i>	<i>603</i>	<i>887</i>	<i>493</i>	<i>1886</i>	<i>450</i>	<i>1151</i>	<i>568</i>	<i>265</i>	<i>402</i>	<i>49</i>
A21I: Some other narcotic (methadone, opium, codeine, etc.)																
1. Probably impossible	19.9	19.9	19.2	13.3	41.0	18.8	16.4	23.3	19.3	18.5	22.5	27.0	16.8	13.1	9.2	12.1
2. Very difficult	18.6	17.9	19.6	20.3	8.2	19.3	18.2	16.0	23.1	19.3	17.0	21.8	19.5	17.7	11.1	4.5
3. Fairly difficult	22.2	22.4	21.8	25.3	12.0	23.1	26.2	18.3	23.7	23.6	17.8	21.4	24.1	23.9	22.5	8.2
4. Fairly easy	22.3	21.1	23.7	24.9	17.6	20.8	24.4	22.5	20.7	22.8	21.5	19.8	23.5	24.0	28.2	14.1
5. Very easy	17.0	18.6	15.6	16.2	21.3	18.0	14.8	19.9	13.2	15.8	21.3	9.9	16.1	21.3	28.9	61.1
<i>Item 6830 Subject A03a</i>	<i>N 2464</i>	<i>1136</i>	<i>1234</i>	<i>1580</i>	<i>255</i>	<i>492</i>	<i>595</i>	<i>886</i>	<i>491</i>	<i>1879</i>	<i>447</i>	<i>1136</i>	<i>572</i>	<i>270</i>	<i>400</i>	<i>49</i>
This section asks about a number of different things.																
D01: During the LAST FOUR WEEKS, on how many days (if any) were you . . .																
D01A: Under the influence of alcohol while you were at school?																
1. None	92.6	89.8	95.6	92.7	92.9	94.4	92.1	92.3	92.0	93.9	87.5	98.2	92.7	91.6	82.5	56.2
2. One day	3.0	3.9	2.3	3.0	1.8	3.0	3.4	2.3	4.0	2.9	3.8	0.6	3.7	5.1	7.1	8.9
3. Two days	1.8	2.6	0.8	1.5	3.2	0.7	2.5	2.1	1.3	1.5	2.7	0.5	1.7	2.1	4.1	8.6
4. 3-5 days	1.2	1.8	0.6	1.3	0.3	0.7	0.5	1.7	1.7	1.1	1.7	0.2	1.1	0.4	3.3	11.4
5. 6-9 days	0.4	0.5	0.2	0.4	0.3	0.4	0.3	0.3	0.5	0.4	0.4	0.1	0.2	0.6	1.0	2.7
6. 10 or more days	1.0	1.4	0.5	1.1	1.4	0.8	1.2	1.3	0.5	0.3	3.9	0.4	0.7	0.1	2.1	12.3
<i>Item 25690 Subject A05c</i>	<i>N 2378</i>	<i>1105</i>	<i>1216</i>	<i>1572</i>	<i>226</i>	<i>457</i>	<i>590</i>	<i>845</i>	<i>486</i>	<i>1898</i>	<i>439</i>	<i>1112</i>	<i>543</i>	<i>256</i>	<i>391</i>	<i>47</i>

MONITORING THE FUTURE

QUESTIONNAIRE FORM 2 2005	TOTAL	SEX		RACE		REGION				COLLEGE PLANS?		ILLICIT DRUG USE: LIFETIME				
		M	F	White	Black	NE	NC	S	W	Yes	No	None	Mari- juana Only	Few Pills	More Pills	Any Her- oin
<i>N (Weighted No. of Cases):</i>	2585	1168	1274	1619	265	516	625	921	522	1939	455	1180	578	273	410	49
<i>% of Weighted Total:</i>	100.0	45.2	49.3	62.6	10.2	20.0	24.2	35.6	20.2	75.0	17.6	45.7	22.4	10.6	15.9	1.9
D01B: Under the influence of marijuana or some other illegal drug while you were at school?																
1. None	90.0	85.9	93.9	88.5	94.5	88.6	90.2	88.9	93.0	92.2	81.3	100.0	92.7	88.2	64.6	51.6
2. One day	3.1	3.7	2.4	3.5	1.0	4.4	3.1	2.6	2.6	2.9	3.7	-	3.6	5.1	8.8	8.3
3. Two days	1.5	2.2	1.0	1.9	0.4	1.4	1.1	1.9	1.4	1.2	2.9	-	0.3	2.7	6.6	-
4. 3-5 days	2.3	3.2	1.4	2.8	1.9	3.0	2.6	2.6	0.5	1.9	4.2	-	1.9	1.4	8.4	13.2
5. 6-9 days	1.1	1.8	0.3	1.4	0.8	1.1	1.7	0.8	0.8	0.7	2.4	-	0.1	2.2	4.2	4.8
6. 10 or more days	2.0	3.2	0.8	1.9	1.6	1.4	1.3	3.1	1.7	1.2	5.5	-	1.4	0.4	7.4	22.1
<i>Item 25700 Subject A05c</i>	<i>N</i> 2368	<i>1100</i>	<i>1213</i>	<i>1569</i>	<i>224</i>	<i>455</i>	<i>589</i>	<i>840</i>	<i>484</i>	<i>1894</i>	<i>437</i>	<i>1108</i>	<i>540</i>	<i>254</i>	<i>389</i>	<i>46</i>
D01C: Smoking cigarettes or using chewing tobacco while you were at school?																
1. None	91.2	87.9	94.3	89.0	96.1	92.7	88.0	90.4	94.9	94.0	79.6	98.1	92.6	88.2	75.9	58.7
2. One day	1.9	2.6	1.2	2.4	0.8	1.2	2.5	1.9	1.7	1.4	3.8	0.3	1.0	3.3	5.7	6.4
3. Two days	1.4	1.7	1.2	1.7	0.9	1.2	2.1	1.6	0.6	1.2	2.5	0.4	2.1	2.5	1.7	7.9
4. 3-5 days	1.2	1.9	0.6	1.6	-	0.1	2.3	1.5	0.6	0.8	3.2	0.2	1.2	2.6	3.4	2.4
5. 6-9 days	0.5	0.8	0.3	0.6	0.4	1.7	0.2	0.1	0.6	0.3	1.3	0.1	0.8	0.9	0.9	-
6. 10 or more days	3.8	5.1	2.4	4.7	1.8	3.1	5.0	4.5	1.7	2.4	9.7	0.9	2.3	2.6	12.5	24.5
<i>Item 25710 Subject A05c</i>	<i>N</i> 2363	<i>1100</i>	<i>1210</i>	<i>1566</i>	<i>224</i>	<i>454</i>	<i>586</i>	<i>838</i>	<i>485</i>	<i>1889</i>	<i>437</i>	<i>1107</i>	<i>541</i>	<i>251</i>	<i>388</i>	<i>46</i>
D01D: Carrying a weapon such as a gun, knife, or club to school?																
1. None	95.9	93.4	98.4	95.8	95.3	97.7	95.8	95.6	95.0	97.1	90.9	97.9	96.6	95.2	92.4	78.3
2. One day	0.9	1.0	0.7	0.8	1.4	0.6	0.8	0.7	1.7	0.8	1.2	0.2	1.1	2.6	1.1	3.1
3. Two days	0.5	1.0	0.2	0.5	-	0.3	0.5	0.5	0.8	0.3	1.4	0.3	0.4	0.2	1.3	4.7
4. 3-5 days	0.7	1.3	0.1	0.6	2.3	0.3	1.1	0.9	0.2	0.6	1.2	0.4	0.9	-	1.6	1.4
5. 6-9 days	*	0.1	-	0.1	-	-	0.2	-	-	-	0.2	-	-	-	-	2.1
6. 10 or more days	1.9	3.2	0.7	2.2	1.1	1.1	1.6	2.3	2.4	1.2	5.0	1.3	0.9	2.1	3.7	10.5
<i>Item 25720 Subject B07, S01</i>	<i>N</i> 2359	<i>1095</i>	<i>1210</i>	<i>1563</i>	<i>224</i>	<i>452</i>	<i>586</i>	<i>837</i>	<i>484</i>	<i>1888</i>	<i>434</i>	<i>1107</i>	<i>540</i>	<i>250</i>	<i>386</i>	<i>46</i>
D02: During an average school week, about how many times . . .																
D02A: Do your teachers interrupt the class to deal with student misbehavior or goofing off?																
1. Never	14.9	16.1	12.9	14.7	14.3	12.1	18.1	15.0	13.3	14.0	17.3	15.8	13.8	13.7	12.3	17.8
2. Less than once a week	21.8	19.9	24.1	23.5	11.4	19.6	24.7	19.4	24.6	22.5	18.7	25.7	20.1	17.7	17.4	13.8
3. 1-2 times a week	24.4	22.1	26.5	24.6	25.0	24.8	25.7	23.3	24.4	25.1	22.6	25.5	26.2	21.8	20.6	22.0
4. 3-5 times a week	20.2	20.2	20.6	19.1	26.3	22.6	17.3	22.3	18.0	19.6	23.1	17.3	21.6	25.5	24.0	21.3
5. 6-9 times a week	9.8	11.2	8.6	9.9	11.4	11.6	7.7	9.9	10.4	10.2	7.9	8.8	8.0	12.4	13.9	9.0
6. 10-19 times a week	4.4	5.5	3.2	4.4	4.2	2.9	4.2	5.2	4.5	4.5	4.1	3.7	3.5	6.3	6.6	0.9
7. 20 or more	4.5	5.0	4.1	3.8	7.5	6.4	2.2	4.9	4.7	4.1	6.2	3.2	6.7	2.7	5.1	15.2
<i>Item 25730 Subject B04</i>	<i>N</i> 2363	<i>1096</i>	<i>1209</i>	<i>1564</i>	<i>224</i>	<i>453</i>	<i>587</i>	<i>838</i>	<i>485</i>	<i>1886</i>	<i>438</i>	<i>1105</i>	<i>541</i>	<i>253</i>	<i>388</i>	<i>45</i>
D02B: Does misbehavior or goofing off by other students in your class interfere with your own learning?																
1. Never	39.8	45.9	34.0	41.4	41.8	39.4	43.9	38.5	37.6	39.0	43.7	39.7	36.0	40.8	42.9	47.4
2. Less than once a week	22.2	20.1	24.3	24.0	15.8	24.2	22.7	20.1	23.5	23.8	15.6	24.9	23.5	13.8	18.8	17.3
3. 1-2 times a week	18.6	16.3	20.7	17.9	15.9	16.0	18.8	19.3	19.3	19.4	15.0	19.3	19.0	20.0	16.5	11.4
4. 3-5 times a week	9.1	7.4	10.8	8.4	8.2	9.0	6.8	9.7	10.7	8.3	12.6	6.9	10.1	12.9	11.7	10.9
5. 6-9 times a week	5.2	4.5	5.7	4.3	10.6	5.4	4.0	6.6	3.8	5.2	4.7	4.7	3.9	9.6	5.5	5.4
6. 10-19 times a week	2.1	2.9	1.5	2.1	2.2	3.3	1.9	1.9	1.8	2.0	2.9	2.0	2.8	1.2	2.4	-
7. 20 or more	3.0	2.9	3.0	2.0	5.5	2.6	1.8	3.9	3.2	2.4	5.5	2.5	4.7	1.6	2.2	7.5
<i>Item 25740 Subject B04</i>	<i>N</i> 2357	<i>1095</i>	<i>1207</i>	<i>1560</i>	<i>222</i>	<i>453</i>	<i>586</i>	<i>834</i>	<i>484</i>	<i>1886</i>	<i>434</i>	<i>1101</i>	<i>541</i>	<i>254</i>	<i>385</i>	<i>46</i>
D02C: Do you come to class late (after class has begun) without an approved excuse?																
1. Never	44.0	41.5	46.0	43.7	44.4	42.6	44.1	47.5	39.4	43.4	47.1	54.9	40.6	28.2	27.9	42.1
2. Less than once a week	28.5	27.0	30.1	29.4	25.1	29.1	28.9	27.4	29.5	29.0	25.5	28.1	31.0	29.4	26.4	21.6
3. 1-2 times a week	13.8	13.0	14.3	14.1	12.7	13.8	13.6	11.8	17.3	14.9	9.4	8.9	16.9	18.9	20.6	10.9
4. 3-5 times a week	8.6	11.7	6.0	7.9	10.2	9.6	9.3	7.4	9.0	8.2	11.1	5.4	7.2	15.6	15.1	12.2
5. 6-9 times a week	2.6	2.8	2.4	2.7	3.4	2.1	2.7	2.5	2.8	2.1	4.3	1.2	1.7	6.1	4.8	5.1
6. 10-19 times a week	1.0	1.4	0.6	0.9	1.3	1.5	0.7	0.8	1.2	1.0	0.8	0.6	1.3	0.6	1.8	-
7. 20 or more	1.5	2.5	0.6	1.2	2.9	1.4	0.6	2.7	0.8	1.4	1.8	0.8	1.4	1.1	3.4	8.1
<i>Item 25750 Subject B06</i>	<i>N</i> 2353	<i>1092</i>	<i>1207</i>	<i>1561</i>	<i>223</i>	<i>449</i>	<i>588</i>	<i>836</i>	<i>481</i>	<i>1884</i>	<i>436</i>	<i>1101</i>	<i>539</i>	<i>253</i>	<i>387</i>	<i>45</i>

*less than .05 percent.

QUESTIONNAIRE FORM 2 2005	TOTAL	SEX		RACE		REGION				COLLEGE PLANS?		ILLICIT DRUG USE: LIFETIME				
		M	F	White	Black	NE	NC	S	W	Yes	No	None	Mari- juana Only	Few Pills	More Pills	Any Her- oin
<i>N (Weighted No. of Cases):</i>	2585	1168	1274	1619	265	516	625	921	522	1939	455	1180	578	273	410	49
<i>% of Weighted Total:</i>	100.0	45.2	49.3	62.6	10.2	20.0	24.2	35.6	20.2	75.0	17.6	45.7	22.4	10.6	15.9	1.9
D03: Do you feel that the rules about student behavior in your school are generally fair and reasonable?																
5. Yes	17.0	17.5	16.6	15.5	24.5	13.2	18.2	16.9	19.3	16.8	18.6	22.0	13.5	13.1	10.4	11.3
4. Yes, mostly	45.7	42.9	48.5	49.3	28.8	50.5	44.5	45.5	42.9	48.0	36.8	48.5	49.3	37.5	40.6	25.2
3. Don't know, can't say	11.8	10.8	12.4	10.4	17.1	10.8	9.3	12.3	14.7	10.9	14.8	9.7	11.9	17.9	12.6	14.7
2. No, mostly	15.9	16.4	15.3	15.6	15.0	14.6	18.8	14.0	16.9	15.8	15.2	12.9	15.7	21.9	20.9	20.0
1. No	9.7	12.3	7.2	9.3	14.6	10.8	9.2	11.4	6.2	8.4	14.6	7.0	9.5	9.5	15.6	28.9
<i>Item 25760 Subject B04, B10</i>	<i>N</i> 2358	1092	1208	1558	223	450	588	839	480	1877	436	1105	536	252	388	47
D04: How satisfied are you with your life as a whole these days?																
1. Completely dissatisfied	3.5	4.0	3.0	2.8	2.7	2.6	3.4	3.9	3.6	2.8	6.3	2.7	3.3	3.9	4.6	14.6
2. Quite dissatisfied	6.4	6.6	6.0	6.0	9.6	6.7	4.5	7.0	7.4	6.1	7.5	6.2	6.1	4.7	7.1	15.5
3. Somewhat dissatisfied	8.1	6.9	8.9	8.0	10.6	7.5	9.9	8.3	5.9	7.9	7.2	6.8	8.6	8.0	11.6	5.3
4. Neither, or mixed feelings	11.0	10.7	10.9	8.4	14.8	12.0	8.0	10.2	15.2	9.8	16.4	10.0	9.4	13.1	13.4	18.9
5. Somewhat satisfied	21.4	19.8	23.5	23.0	17.8	22.1	22.5	21.5	19.5	20.9	24.1	20.7	18.2	25.8	26.2	16.1
6. Quite satisfied	39.4	39.6	39.6	42.2	28.8	39.9	43.5	36.3	39.5	42.3	28.3	42.5	42.9	35.5	31.1	10.1
7. Completely satisfied	10.2	12.4	8.1	9.6	15.8	9.1	8.2	12.9	8.9	10.1	10.2	11.0	11.5	9.0	6.0	19.5
<i>Item 6840 Subject P01, Q01</i>	<i>N</i> 2350	1088	1204	1556	222	445	589	837	480	1877	431	1105	535	252	385	45
D05: These next questions ask you to guess how well you might do in several different situations.																
How good do you think you would be . . .																
D05A: As a husband or wife?																
1. Poor	1.3	2.0	0.4	0.8	4.1	0.7	1.7	1.7	0.8	0.8	3.4	0.9	0.6	1.7	2.6	4.8
2. Not so good	1.5	1.8	1.3	1.5	0.6	1.3	0.8	1.6	2.2	1.5	1.0	1.5	1.0	1.1	1.6	6.7
3. Fairly good	6.5	6.7	6.3	5.7	7.1	7.5	5.8	5.5	8.2	6.2	7.8	5.0	6.8	8.0	8.3	12.4
4. Good	32.0	34.2	30.2	33.4	21.8	30.2	36.3	29.4	32.9	32.4	30.1	32.0	31.6	37.9	28.9	26.1
5. Very good	53.9	49.7	58.1	55.2	61.2	54.6	53.1	57.5	47.7	54.6	51.5	55.3	55.8	47.7	53.6	43.7
8. Don't know	4.9	5.7	3.8	3.5	5.1	5.7	2.3	4.4	8.1	4.4	6.1	5.2	4.2	3.6	4.9	6.2
<i>Item 6850 Subject D01, Q01</i>	<i>N</i> 2352	1089	1206	1558	221	449	589	835	480	1875	432	1106	532	252	386	45
D05B: As a parent?																
1. Poor	1.6	2.3	0.8	1.0	3.6	1.4	1.5	1.9	1.4	1.4	2.6	1.2	0.4	0.4	4.5	8.4
2. Not so good	2.3	2.3	2.3	2.4	1.3	2.2	2.7	2.1	2.5	2.4	2.2	1.5	2.0	2.3	4.7	4.4
3. Fairly good	7.5	9.3	5.4	7.1	7.3	6.8	8.1	6.4	9.1	6.8	10.2	7.4	9.2	6.6	5.4	5.7
4. Good	30.4	30.3	30.5	32.3	20.6	28.5	34.6	28.8	29.9	30.1	31.4	31.5	28.5	32.3	28.7	29.8
5. Very good	53.2	49.2	57.4	53.3	62.3	55.7	50.9	56.3	48.5	54.3	49.0	52.7	56.5	53.2	51.6	46.9
8. Don't know	5.0	6.5	3.6	4.0	4.8	5.4	2.1	4.6	8.6	5.1	4.7	5.7	3.3	5.1	5.1	4.9
<i>Item 6860 Subject D02, Q01</i>	<i>N</i> 2347	1089	1203	1555	221	448	586	832	482	1875	431	1105	533	252	383	43
D05C: As a worker on a job?																
1. Poor	0.8	1.3	0.1	0.4	4.1	0.9	0.8	1.2	0.1	0.5	1.7	0.5	0.4	-	1.2	11.3
2. Not so good	0.4	0.4	0.4	0.2	0.8	0.6	0.6	0.2	0.5	0.5	0.4	0.2	0.2	0.5	1.0	3.6
3. Fairly good	3.6	4.3	3.1	3.3	4.1	4.7	2.7	3.4	3.9	3.4	4.1	3.1	3.1	4.5	4.1	5.5
4. Good	28.6	29.1	27.8	29.6	18.2	25.7	28.7	27.2	33.5	28.8	28.0	28.9	28.6	32.3	24.7	24.6
5. Very good	64.4	61.6	67.2	65.1	69.1	65.2	66.3	65.6	59.1	64.7	63.1	65.0	65.9	61.8	65.8	50.8
8. Don't know	2.2	3.2	1.3	1.5	3.6	2.9	0.9	2.4	2.9	2.1	2.6	2.3	1.9	0.9	3.2	4.2
<i>Item 6870 Subject C03, Q01</i>	<i>N</i> 2346	1087	1204	1555	220	447	587	831	481	1875	430	1106	532	251	383	43
D06: How much do you agree or disagree with each of the following statements?																
D06A: There is too much competition in this society																
1. Disagree	8.7	13.6	4.0	8.8	11.8	7.3	9.9	9.3	7.6	8.8	7.1	8.7	8.2	7.7	9.3	13.7
2. Mostly disagree	11.3	13.4	9.8	12.9	7.1	11.7	12.6	9.8	12.1	12.3	6.7	12.8	11.0	8.9	9.3	2.1
3. Neither	23.2	24.2	22.1	24.2	22.2	18.6	24.6	25.0	22.6	21.7	30.1	23.5	19.9	23.4	26.7	20.2
4. Mostly agree	34.5	29.9	38.8	34.7	29.3	36.3	35.3	33.1	34.2	36.3	28.3	33.7	36.9	39.0	33.4	17.3
5. Agree	22.3	18.9	25.3	19.4	29.6	26.1	17.6	22.8	23.5	20.9	27.8	21.3	23.9	21.0	21.3	46.7
<i>Item 7010 Subject Q08</i>	<i>N</i> 2330	1081	1192	1550	217	441	586	826	477	1851	429	1097	531	247	384	45

MONITORING THE FUTURE

QUESTIONNAIRE FORM 2 2005	TOTAL	SEX		RACE		REGION				COLLEGE PLANS?		ILLICIT DRUG USE: LIFETIME				
		M	F	White	Black	NE	NC	S	W	Yes	No	None	Mari- juana Only	Few Pills	More Pills	Any Her- oin
<i>N (Weighted No. of Cases):</i>	2585	1168	1274	1619	265	516	625	921	522	1939	455	1180	578	273	410	49
<i>% of Weighted Total:</i>	100.0	45.2	49.3	62.6	10.2	20.0	24.2	35.6	20.2	75.0	17.6	45.7	22.4	10.6	15.9	1.9
D06B: Too many young people are sloppy about their grooming and clothing, and just don't care how they look																
1. Disagree	11.3	15.9	7.2	10.1	16.5	9.6	11.1	11.5	13.0	10.9	12.6	11.5	9.3	10.8	13.6	19.1
2. Mostly disagree	24.8	24.1	25.8	26.7	13.3	27.5	25.2	21.9	26.9	26.3	18.9	25.7	26.6	25.0	22.0	11.9
3. Neither	27.6	27.7	26.9	26.4	24.6	22.6	27.5	26.4	34.1	27.8	26.7	24.9	31.9	28.7	27.1	25.7
4. Mostly agree	23.1	20.2	25.8	24.3	23.7	25.7	24.2	24.5	16.7	23.4	21.6	23.2	20.5	27.0	23.1	24.9
5. Agree	13.2	12.1	14.3	12.5	21.8	14.5	11.9	15.7	9.3	11.5	20.3	14.7	11.7	8.5	14.2	18.4
<i>Item 7020 Subject Q08</i>	<i>N</i> 2324	<i>1078</i>	<i>1192</i>	<i>1545</i>	<i>218</i>	<i>438</i>	<i>584</i>	<i>825</i>	<i>477</i>	<i>1848</i>	<i>428</i>	<i>1097</i>	<i>529</i>	<i>246</i>	<i>380</i>	<i>45</i>
D06C: There is too much hard rock music on the radio these days																
1. Disagree	38.6	44.8	33.2	43.5	28.6	39.6	41.6	37.5	35.6	38.3	39.4	34.9	38.5	40.1	49.1	36.6
2. Mostly disagree	20.8	17.5	23.5	22.9	11.2	21.7	21.0	20.3	20.5	21.7	15.9	20.7	23.0	20.8	18.3	17.3
3. Neither	29.8	25.8	33.4	24.6	45.3	26.7	29.4	30.2	32.6	30.2	29.2	32.1	29.3	27.9	24.1	34.9
4. Mostly agree	5.0	4.9	5.3	4.1	4.3	6.0	4.5	4.6	5.4	4.7	6.3	6.2	3.7	5.8	3.0	2.1
5. Agree	5.8	7.0	4.6	4.9	10.6	5.9	3.5	7.4	5.8	5.0	9.2	6.1	5.5	5.4	5.4	9.3
<i>Item 7030 Subject Q08</i>	<i>N</i> 2319	<i>1076</i>	<i>1190</i>	<i>1545</i>	<i>214</i>	<i>440</i>	<i>583</i>	<i>821</i>	<i>474</i>	<i>1844</i>	<i>427</i>	<i>1098</i>	<i>527</i>	<i>245</i>	<i>377</i>	<i>45</i>
D06D: People should do their own thing, even if other people think it's strange																
1. Disagree	3.0	4.2	1.6	2.1	8.7	2.4	2.9	4.6	0.8	2.1	5.7	3.1	1.9	1.5	3.8	11.9
2. Mostly disagree	3.0	3.7	2.3	2.3	2.8	2.8	2.0	3.5	3.4	2.8	3.9	3.0	2.9	4.6	2.1	1.4
3. Neither	13.4	16.9	9.8	12.1	10.3	12.0	12.6	14.1	14.6	12.9	15.6	14.5	12.5	7.9	12.0	30.8
4. Mostly agree	35.2	32.1	38.5	36.6	30.9	38.3	39.5	31.0	34.2	36.5	30.7	37.4	35.9	37.1	30.1	11.7
5. Agree	45.5	43.1	47.8	46.9	47.3	44.5	43.0	46.8	47.0	45.8	44.1	42.0	46.9	48.9	52.0	44.2
<i>Item 7040 Subject Q08</i>	<i>N</i> 2320	<i>1074</i>	<i>1194</i>	<i>1542</i>	<i>216</i>	<i>439</i>	<i>584</i>	<i>822</i>	<i>475</i>	<i>1843</i>	<i>427</i>	<i>1095</i>	<i>526</i>	<i>247</i>	<i>379</i>	<i>45</i>
D06E: I get a real kick out of doing things that are a little dangerous																
1. Disagree	11.7	8.1	14.5	9.8	25.6	13.4	11.4	13.5	7.3	11.4	12.9	16.2	10.5	5.5	5.1	9.1
2. Mostly disagree	14.3	9.6	18.5	13.9	18.2	17.3	15.2	12.2	14.0	15.6	9.5	19.8	11.8	9.1	5.7	10.3
3. Neither	29.3	28.4	29.9	28.8	28.4	25.4	28.5	31.7	29.5	29.6	27.2	31.3	31.7	27.2	21.2	22.7
4. Mostly agree	28.6	30.9	27.0	30.0	18.0	27.5	28.0	28.6	30.4	29.2	27.5	23.6	30.9	34.9	37.6	18.0
5. Agree	16.2	23.1	10.2	17.5	9.9	16.4	16.8	14.1	18.7	14.2	23.0	9.1	15.1	23.3	30.4	39.9
<i>Item 7050 Subject Q04</i>	<i>N</i> 2311	<i>1071</i>	<i>1190</i>	<i>1541</i>	<i>217</i>	<i>438</i>	<i>583</i>	<i>819</i>	<i>472</i>	<i>1840</i>	<i>424</i>	<i>1090</i>	<i>526</i>	<i>245</i>	<i>378</i>	<i>45</i>
D06F: I like to test myself every now and then by doing something a little risky																
1. Disagree	12.6	9.1	15.5	10.0	28.3	14.4	11.7	13.6	10.1	12.7	11.9	17.5	10.9	6.7	4.1	11.2
2. Mostly disagree	12.6	9.7	15.2	13.2	12.5	14.7	12.7	11.4	12.7	13.6	9.1	16.4	10.3	9.7	8.0	1.1
3. Neither	25.0	22.9	26.5	24.5	23.0	23.2	26.3	25.7	23.7	25.2	23.9	25.7	27.9	20.1	21.0	28.1
4. Mostly agree	32.5	34.5	31.1	34.2	22.7	30.6	30.5	33.9	34.4	32.6	32.6	29.5	35.3	38.1	36.3	20.6
5. Agree	17.3	23.8	11.9	18.0	13.6	17.1	18.8	15.4	19.0	15.8	22.6	10.8	15.7	25.3	30.5	39.0
<i>Item 7060 Subject Q04</i>	<i>N</i> 2307	<i>1070</i>	<i>1185</i>	<i>1541</i>	<i>215</i>	<i>436</i>	<i>583</i>	<i>818</i>	<i>469</i>	<i>1837</i>	<i>423</i>	<i>1090</i>	<i>524</i>	<i>247</i>	<i>377</i>	<i>44</i>
D06G: I take a positive attitude toward myself																
1. Disagree	4.5	5.4	3.3	3.7	8.4	3.0	5.8	5.6	2.3	4.0	5.7	3.8	3.3	4.8	6.2	17.0
2. Mostly disagree	8.0	6.2	9.7	8.6	2.5	8.1	8.7	7.1	8.9	8.3	6.9	6.0	6.5	10.3	14.7	6.4
3. Neither	14.6	16.5	12.4	14.8	10.3	13.7	13.9	15.0	15.9	12.8	22.3	12.8	14.5	14.6	18.3	23.9
4. Mostly agree	40.5	37.1	43.6	42.7	31.6	41.8	42.7	37.1	42.5	41.4	37.5	43.0	40.2	38.1	38.2	20.9
5. Agree	32.4	34.7	30.9	30.1	47.3	33.3	29.0	35.3	30.5	33.5	27.6	34.3	35.4	32.3	22.7	31.9
<i>Item 12550 Subject Q01</i>	<i>N</i> 2303	<i>1063</i>	<i>1189</i>	<i>1539</i>	<i>215</i>	<i>434</i>	<i>580</i>	<i>819</i>	<i>470</i>	<i>1835</i>	<i>420</i>	<i>1091</i>	<i>521</i>	<i>244</i>	<i>377</i>	<i>45</i>
D06H: I feel I am a person of worth, on an equal plane with others																
1. Disagree	4.0	5.1	2.6	2.8	9.2	3.6	4.6	4.6	2.4	3.2	6.8	2.7	3.1	4.7	6.9	11.3
2. Mostly disagree	6.0	5.4	6.7	6.3	3.2	5.5	5.6	6.5	6.1	5.7	7.0	4.7	6.1	6.9	9.0	3.1
3. Neither	12.9	14.7	10.9	11.6	14.2	11.2	11.7	14.3	13.5	11.2	19.9	10.5	12.8	14.5	16.9	26.6
4. Mostly agree	36.6	33.6	39.2	39.1	25.3	39.0	39.4	32.8	37.6	37.1	35.2	39.4	32.7	36.2	36.7	23.0
5. Agree	40.5	41.2	40.6	40.2	48.1	40.8	38.7	41.8	40.4	42.9	31.1	42.8	45.2	37.7	30.4	36.0
<i>Item 12570 Subject Q01</i>	<i>N</i> 2306	<i>1066</i>	<i>1189</i>	<i>1538</i>	<i>215</i>	<i>435</i>	<i>582</i>	<i>818</i>	<i>471</i>	<i>1838</i>	<i>420</i>	<i>1091</i>	<i>520</i>	<i>247</i>	<i>376</i>	<i>45</i>

DESCRIPTIVE RESULTS: 2005

121

QUESTIONNAIRE FORM 2 2005	TOTAL	SEX		RACE		REGION				COLLEGE PLANS?		ILLICIT DRUG USE: LIFETIME					
		M	F	White	Black	NE	NC	S	W	Yes	No	None	Mari- juana Only	Few Pills	More Pills	Any Her- oin	
<i>N (Weighted No. of Cases):</i>	2585	1168	1274	1619	265	516	625	921	522	1939	455	1180	578	273	410	49	
<i>% of Weighted Total:</i>	100.0	45.2	49.3	62.6	10.2	20.0	24.2	35.6	20.2	75.0	17.6	45.7	22.4	10.6	15.9	1.9	
D06I: I am able to do things as well as most other people																	
1. Disagree	2.5	2.9	1.9	1.1	8.3	2.0	2.4	3.1	2.2	1.6	5.7	2.2	2.0	3.0	2.8	9.1	
2. Mostly disagree	3.8	3.6	4.0	3.9	3.7	3.1	3.8	4.1	3.7	3.6	5.2	3.1	2.9	3.5	7.1	3.9	
3. Neither	10.3	11.6	8.8	9.7	8.7	8.1	8.6	12.4	10.6	9.6	13.6	7.8	11.2	11.9	12.7	20.9	
4. Mostly agree	41.1	37.0	45.0	43.8	30.5	44.2	43.7	37.3	42.0	40.8	42.9	45.1	35.9	41.1	40.6	22.6	
5. Agree	42.3	44.9	40.3	41.4	48.7	42.5	41.5	43.1	41.5	44.4	32.7	41.8	47.9	40.5	36.9	43.5	
<i>Item 12580 Subject Q01</i>	<i>N</i>	<i>2301</i>	<i>1065</i>	<i>1185</i>	<i>1537</i>	<i>214</i>	<i>431</i>	<i>584</i>	<i>817</i>	<i>469</i>	<i>1834</i>	<i>421</i>	<i>1089</i>	<i>521</i>	<i>245</i>	<i>377</i>	<i>45</i>
D06J: On the whole, I'm satisfied with myself																	
1. Disagree	4.2	5.2	3.0	3.0	9.9	3.6	3.6	5.4	3.1	3.2	7.0	3.4	4.2	4.0	5.0	15.2	
2. Mostly disagree	7.0	5.4	8.6	7.0	3.7	5.7	8.5	6.1	8.1	6.5	8.3	5.2	5.8	8.5	13.6	5.9	
3. Neither	12.5	14.3	10.1	11.6	9.8	11.3	10.2	13.8	14.2	11.5	16.8	11.2	10.6	14.0	15.5	25.1	
4. Mostly agree	36.7	33.6	39.6	38.7	30.4	40.5	37.7	34.0	36.4	37.3	35.8	37.8	31.5	38.4	40.3	24.6	
5. Agree	39.7	41.5	38.7	39.7	46.1	38.9	40.1	40.7	38.1	41.4	32.1	42.5	47.9	35.0	25.5	29.1	
<i>Item 12620 Subject P01, Q01</i>	<i>N</i>	<i>2297</i>	<i>1062</i>	<i>1185</i>	<i>1534</i>	<i>214</i>	<i>429</i>	<i>584</i>	<i>816</i>	<i>468</i>	<i>1830</i>	<i>420</i>	<i>1084</i>	<i>521</i>	<i>244</i>	<i>377</i>	<i>45</i>
D06K: I feel I do not have much to be proud of																	
1. Disagree	37.4	36.4	38.5	37.8	52.3	39.6	40.1	37.7	31.4	39.9	26.8	40.0	40.2	30.9	29.6	43.1	
2. Mostly disagree	30.0	28.5	31.1	32.8	15.9	33.5	32.5	27.0	29.1	31.1	27.0	31.4	29.3	30.8	29.2	13.8	
3. Neither	15.9	17.8	13.8	14.8	15.1	14.9	13.6	16.1	19.5	15.1	19.8	14.1	13.3	19.7	20.5	23.2	
4. Mostly agree	10.4	9.4	11.6	9.7	8.6	8.0	8.3	11.7	12.9	9.1	15.3	8.9	9.9	12.3	14.6	7.9	
5. Agree	6.2	7.8	5.0	4.9	8.1	4.0	5.5	7.5	7.0	4.8	11.1	5.6	7.2	6.3	6.1	12.0	
<i>Item 12660 Subject Q01</i>	<i>N</i>	<i>2295</i>	<i>1058</i>	<i>1186</i>	<i>1534</i>	<i>212</i>	<i>430</i>	<i>583</i>	<i>813</i>	<i>469</i>	<i>1829</i>	<i>419</i>	<i>1085</i>	<i>518</i>	<i>245</i>	<i>376</i>	<i>45</i>
D06L: Sometimes I think that I am no good at all																	
1. Disagree	38.6	40.6	36.7	38.9	49.7	43.4	39.0	39.0	32.9	41.0	27.6	39.7	46.4	31.9	27.8	44.5	
2. Mostly disagree	21.8	21.3	22.4	22.8	14.4	22.9	22.0	20.0	23.9	22.5	20.0	23.5	18.4	22.3	23.3	11.0	
3. Neither	18.6	21.0	15.8	17.0	20.5	15.0	16.6	20.0	21.9	17.2	25.5	17.5	17.8	20.3	19.5	24.2	
4. Mostly agree	13.7	10.6	16.7	14.7	7.4	13.5	15.9	12.5	13.5	13.5	14.2	12.8	12.0	17.4	18.2	5.5	
5. Agree	7.3	6.4	8.3	6.6	8.1	5.2	6.5	8.6	7.9	5.8	12.7	6.6	5.4	8.0	11.1	14.7	
<i>Item 12680 Subject Q01</i>	<i>N</i>	<i>2295</i>	<i>1062</i>	<i>1182</i>	<i>1533</i>	<i>213</i>	<i>431</i>	<i>582</i>	<i>815</i>	<i>468</i>	<i>1827</i>	<i>420</i>	<i>1084</i>	<i>517</i>	<i>245</i>	<i>377</i>	<i>45</i>
D06M: I feel that I can't do anything right																	
1. Disagree	44.8	48.2	41.9	45.4	55.9	50.3	44.7	44.0	41.1	47.5	33.4	45.8	53.3	39.3	34.1	45.4	
2. Mostly disagree	26.5	25.2	27.9	27.4	19.5	26.2	28.2	24.4	28.2	26.7	25.9	29.5	21.6	23.4	28.3	17.5	
3. Neither	16.3	16.3	16.0	15.6	11.9	14.1	15.7	16.1	19.6	15.1	21.6	14.2	14.2	21.2	20.1	23.6	
4. Mostly agree	7.8	6.0	9.3	8.2	5.8	5.9	8.1	9.2	6.5	7.0	11.1	6.6	6.4	11.3	11.8	3.2	
5. Agree	4.6	4.4	4.9	3.4	7.0	3.4	3.3	6.2	4.6	3.7	8.0	4.0	4.5	4.9	5.7	10.4	
<i>Item 12720 Subject Q01</i>	<i>N</i>	<i>2291</i>	<i>1057</i>	<i>1183</i>	<i>1532</i>	<i>210</i>	<i>428</i>	<i>581</i>	<i>814</i>	<i>468</i>	<i>1826</i>	<i>419</i>	<i>1084</i>	<i>516</i>	<i>245</i>	<i>375</i>	<i>45</i>
D06N: I feel that my life is not very useful																	
1. Disagree	54.1	57.2	51.6	55.2	62.0	56.7	54.5	52.7	53.8	56.3	45.1	57.3	58.4	49.0	43.4	47.6	
2. Mostly disagree	19.7	18.5	20.5	21.0	13.5	23.6	20.6	18.8	16.6	19.7	20.4	20.9	18.3	15.1	23.1	9.2	
3. Neither	14.8	13.3	15.9	13.6	10.4	11.6	15.1	14.4	18.2	13.8	18.9	13.1	11.4	20.9	17.6	29.0	
4. Mostly agree	6.5	5.8	7.4	6.5	6.3	4.0	6.9	7.4	6.9	6.2	7.2	4.8	7.3	8.8	9.1	5.5	
5. Agree	4.8	5.3	4.6	3.7	7.8	4.1	3.0	6.7	4.5	4.0	8.4	3.9	4.6	6.2	6.9	8.7	
<i>Item 12750 Subject Q01</i>	<i>N</i>	<i>2288</i>	<i>1058</i>	<i>1179</i>	<i>1529</i>	<i>212</i>	<i>428</i>	<i>581</i>	<i>813</i>	<i>466</i>	<i>1824</i>	<i>417</i>	<i>1082</i>	<i>517</i>	<i>245</i>	<i>373</i>	<i>45</i>
D07: How many of your friends would you estimate . . .																	
D07A: Smoke cigarettes?																	
1. None	18.2	15.7	20.6	14.5	35.3	22.0	17.0	16.2	19.7	19.0	14.1	28.9	10.5	6.6	5.1	7.8	
2. A few	36.1	36.9	35.3	36.5	31.8	36.8	34.0	34.3	41.4	37.4	32.2	42.0	39.1	29.2	23.1	13.0	
3. Some	29.0	31.3	26.7	31.3	20.6	27.5	31.3	29.3	27.0	29.5	25.8	23.6	32.9	37.9	34.5	23.3	
4. Most	14.7	13.6	15.9	16.3	9.0	11.9	15.6	17.8	10.7	12.6	24.3	5.0	16.2	22.5	33.0	43.5	
5. All	2.0	2.6	1.5	1.5	3.3	1.7	2.1	2.5	1.1	1.5	3.6	0.6	1.3	3.9	4.3	12.3	
<i>Item 7070 Subject A02a</i>	<i>N</i>	<i>2310</i>	<i>1067</i>	<i>1189</i>	<i>1543</i>	<i>212</i>	<i>433</i>	<i>584</i>	<i>821</i>	<i>472</i>	<i>1837</i>	<i>421</i>	<i>1085</i>	<i>524</i>	<i>246</i>	<i>379</i>	<i>45</i>

MONITORING THE FUTURE

QUESTIONNAIRE FORM 2 2005	TOTAL	SEX		RACE		REGION				COLLEGE PLANS?		ILLICIT DRUG USE: LIFETIME				
		M	F	White	Black	NE	NC	S	W	Yes	No	None	Mari- juana Only	Few Pills	More Pills	Any Her- oin
<i>N (Weighted No. of Cases):</i>	2585	1168	1274	1619	265	516	625	921	522	1939	455	1180	578	273	410	49
<i>% of Weighted Total:</i>	100.0	45.2	49.3	62.6	10.2	20.0	24.2	35.6	20.2	75.0	17.6	45.7	22.4	10.6	15.9	1.9
D07B: Smoke marijuana (pot, weed) or hashish?																
1. None	22.6	20.5	24.8	21.2	29.6	16.8	23.5	27.1	19.1	22.1	23.9	38.8	9.5	7.8	4.4	12.7
2. A few	31.4	32.0	31.1	31.5	30.0	27.5	36.3	27.8	35.4	32.9	26.4	37.3	32.3	21.9	22.5	7.6
3. Some	28.1	28.6	27.0	29.2	22.4	32.1	24.5	27.5	29.8	28.3	27.0	18.4	39.1	44.1	31.4	22.5
4. Most	14.4	14.9	13.9	15.2	13.3	20.0	13.5	12.9	13.0	13.8	17.5	5.0	15.2	20.1	32.3	48.1
5. All	3.5	4.1	3.1	2.9	4.7	3.6	2.3	4.8	2.7	2.9	5.3	0.5	4.0	6.1	9.4	9.1
<i>Item 7080 Subject A02a</i>	<i>N 2308</i>	<i>1067</i>	<i>1187</i>	<i>1543</i>	<i>212</i>	<i>431</i>	<i>585</i>	<i>821</i>	<i>470</i>	<i>1834</i>	<i>421</i>	<i>1085</i>	<i>523</i>	<i>245</i>	<i>379</i>	<i>45</i>
D07C: Take LSD?																
1. None	80.5	80.0	81.0	79.8	91.1	81.3	80.0	80.5	80.4	81.5	76.4	88.9	85.1	75.1	58.6	30.6
2. A few	14.0	14.0	13.9	14.7	5.6	12.4	15.2	12.3	16.9	14.1	14.0	9.2	11.3	18.0	28.4	26.6
3. Some	4.1	3.7	4.4	4.2	2.0	5.1	3.2	5.2	2.2	3.3	7.2	1.4	3.2	4.8	8.8	33.5
4. Most	0.8	1.0	0.4	0.7	0.5	0.4	0.7	1.2	0.4	0.5	1.7	0.1	0.3	0.8	3.0	4.0
5. All	0.7	1.3	0.2	0.6	0.8	0.8	0.9	0.9	0.1	0.7	0.7	0.4	0.1	1.3	1.3	5.2
<i>Item 7090 Subject A02a</i>	<i>N 2284</i>	<i>1051</i>	<i>1179</i>	<i>1526</i>	<i>211</i>	<i>422</i>	<i>581</i>	<i>816</i>	<i>465</i>	<i>1813</i>	<i>419</i>	<i>1073</i>	<i>519</i>	<i>244</i>	<i>373</i>	<i>45</i>
D07D: Take other hallucinogens (mescaline, peyote, "shrooms" or psilocybin, PCP, etc.)?																
1. None	69.0	65.3	72.1	66.8	83.8	67.9	68.6	68.7	71.1	70.2	64.0	84.4	72.1	52.9	34.7	26.1
2. A few	22.8	25.7	20.6	24.9	10.8	24.2	23.2	21.5	23.1	22.6	24.0	13.0	22.7	37.3	42.4	26.3
3. Some	6.0	6.3	5.6	6.2	4.6	6.0	5.9	7.2	4.0	5.6	7.9	1.9	4.7	6.2	16.6	32.1
4. Most	1.6	1.7	1.5	1.6	0.5	1.3	1.7	1.7	1.7	1.1	3.3	0.4	0.3	2.3	5.4	8.0
5. All	0.6	1.0	0.2	0.5	0.4	0.6	0.6	0.8	0.1	0.5	0.8	0.3	0.1	1.3	0.8	7.4
<i>Item 7100 Subject A02a</i>	<i>N 2295</i>	<i>1059</i>	<i>1182</i>	<i>1533</i>	<i>212</i>	<i>430</i>	<i>583</i>	<i>815</i>	<i>467</i>	<i>1824</i>	<i>419</i>	<i>1078</i>	<i>518</i>	<i>244</i>	<i>379</i>	<i>45</i>
D07E: Take amphetamines (uppers, pep pills, bennies, speed)?																
1. None	71.2	71.6	71.1	69.9	83.5	74.4	69.6	68.7	74.9	72.7	64.2	85.1	79.0	55.5	35.0	28.6
2. A few	19.7	19.8	19.6	20.9	11.4	19.6	21.2	18.9	19.5	20.2	18.9	11.8	15.1	34.0	40.3	24.5
3. Some	6.9	6.2	7.6	7.3	3.8	4.3	6.6	9.7	4.5	5.5	12.4	2.5	5.0	6.7	19.4	27.9
4. Most	1.4	1.1	1.4	1.3	0.8	0.5	2.3	1.4	0.9	1.0	2.9	0.3	0.2	1.5	4.5	12.0
5. All	0.8	1.4	0.3	0.6	0.4	1.2	0.4	1.3	0.2	0.6	1.6	0.3	0.7	2.2	0.8	7.0
<i>Item 7110 Subject A02a</i>	<i>N 2295</i>	<i>1058</i>	<i>1183</i>	<i>1536</i>	<i>212</i>	<i>430</i>	<i>583</i>	<i>815</i>	<i>467</i>	<i>1827</i>	<i>416</i>	<i>1080</i>	<i>517</i>	<i>243</i>	<i>379</i>	<i>45</i>
D07F: Take quaaludes (quads, methaqualone)?																
1. None	86.5	85.7	87.3	87.0	89.6	88.7	87.4	83.9	87.6	87.5	82.3	92.7	90.6	81.7	70.3	48.8
2. A few	9.5	9.7	9.4	9.3	6.6	7.5	8.6	10.2	11.1	9.3	10.4	5.8	6.9	13.7	20.0	17.7
3. Some	2.8	3.0	2.5	2.6	2.9	2.6	2.8	3.7	1.1	2.4	4.3	1.1	2.0	2.6	6.7	20.0
4. Most	0.8	0.8	0.6	0.7	0.5	0.7	0.8	1.3	-	0.4	2.2	0.2	0.3	0.8	2.3	8.6
5. All	0.5	0.9	0.2	0.4	0.4	0.5	0.4	0.9	0.1	0.4	0.7	0.3	0.1	1.3	0.8	4.9
<i>Item 7120 Subject A02a</i>	<i>N 2285</i>	<i>1056</i>	<i>1176</i>	<i>1528</i>	<i>212</i>	<i>425</i>	<i>582</i>	<i>812</i>	<i>466</i>	<i>1821</i>	<i>413</i>	<i>1077</i>	<i>517</i>	<i>239</i>	<i>377</i>	<i>45</i>
D07G: Take sedatives/barbiturates (downers)?																
1. None	77.7	77.3	78.4	76.5	85.3	81.0	77.4	74.6	80.3	78.7	73.0	89.2	84.7	67.5	46.0	34.1
2. A few	15.9	16.0	15.5	16.9	11.0	15.7	15.7	15.9	16.2	15.7	18.0	9.2	12.5	23.8	33.5	33.4
3. Some	4.7	5.0	4.4	5.2	2.8	2.1	5.1	7.2	2.5	4.2	6.3	1.2	2.0	4.6	17.3	13.7
4. Most	1.0	0.6	1.2	1.0	0.5	0.6	1.3	1.3	0.6	0.8	1.7	0.1	0.6	1.3	2.2	15.6
5. All	0.7	1.1	0.4	0.4	0.4	0.7	0.5	1.0	0.5	0.6	1.0	0.3	0.1	2.8	1.1	3.2
<i>Item 7135 Subject A02a</i>	<i>N 2288</i>	<i>1052</i>	<i>1180</i>	<i>1531</i>	<i>213</i>	<i>426</i>	<i>582</i>	<i>816</i>	<i>464</i>	<i>1824</i>	<i>412</i>	<i>1078</i>	<i>516</i>	<i>243</i>	<i>380</i>	<i>44</i>
D07H: Take tranquilizers?																
1. None	83.1	82.2	83.9	82.8	90.8	86.6	83.9	80.0	84.6	83.9	80.2	91.6	88.8	72.6	62.1	44.0
2. A few	12.0	12.3	12.0	12.4	4.0	10.3	11.0	12.9	13.2	11.4	14.1	6.9	7.7	22.7	24.6	23.4
3. Some	3.3	3.4	3.1	3.5	4.0	1.5	3.8	4.9	1.7	3.2	3.6	1.0	2.4	2.6	9.4	19.2
4. Most	1.0	1.1	0.7	0.8	0.8	1.0	0.6	1.5	0.5	0.8	1.5	-	0.8	0.8	3.1	10.1
5. All	0.6	1.1	0.2	0.5	0.4	0.7	0.7	0.8	0.1	0.6	0.5	0.4	0.3	1.3	0.8	3.3
<i>Item 7140 Subject A02a</i>	<i>N 2286</i>	<i>1053</i>	<i>1180</i>	<i>1531</i>	<i>214</i>	<i>428</i>	<i>582</i>	<i>815</i>	<i>462</i>	<i>1820</i>	<i>415</i>	<i>1079</i>	<i>516</i>	<i>244</i>	<i>376</i>	<i>43</i>

QUESTIONNAIRE FORM 2 2005	TOTAL	SEX		RACE		REGION				COLLEGE PLANS?		ILLICIT DRUG USE: LIFETIME				
		M	F	White	Black	NE	NC	S	W	Yes	No	None	Mari- juana Only	Few Pills	More Pills	Any Her- oin
<i>N (Weighted No. of Cases):</i>	2585	1168	1274	1619	265	516	625	921	522	1939	455	1180	578	273	410	49
<i>% of Weighted Total:</i>	100.0	45.2	49.3	62.6	10.2	20.0	24.2	35.6	20.2	75.0	17.6	45.7	22.4	10.6	15.9	1.9
D07I: Take cocaine?																
1. None	71.9	73.3	71.0	71.7	81.8	73.6	73.4	73.3	65.9	73.8	62.4	85.0	75.4	55.9	43.0	34.1
2. A few	20.1	19.3	20.5	20.8	13.5	19.2	20.7	16.5	26.5	19.3	25.3	12.1	21.2	30.7	34.6	28.4
3. Some	5.8	4.5	6.7	5.6	3.9	5.8	4.0	7.1	5.6	5.2	7.8	2.3	3.1	10.9	15.5	14.5
4. Most	1.3	1.3	1.3	1.2	0.5	0.2	1.1	2.0	1.5	1.0	2.5	0.2	0.2	0.4	4.8	15.8
5. All	1.0	1.5	0.5	0.7	0.4	1.2	0.9	1.1	0.6	0.6	2.1	0.4	0.1	2.1	2.0	7.2
<i>Item 7150 Subject A02a</i>	<i>N</i> 2286	1052	1179	1529	214	428	582	813	463	1820	416	1078	516	244	375	44
D07J: Take heroin?																
1. None	87.0	87.6	86.2	87.4	88.1	86.3	86.7	87.1	87.6	88.2	81.7	90.4	91.3	81.0	79.2	45.9
2. A few	9.8	9.0	10.9	9.6	8.2	10.5	10.5	8.1	11.0	8.8	14.3	7.9	7.3	14.3	14.7	21.0
3. Some	2.2	2.2	2.2	2.3	2.5	2.3	1.7	3.2	1.1	2.0	2.6	1.2	1.1	2.4	4.2	24.5
4. Most	0.6	0.4	0.6	0.3	0.8	0.4	0.8	0.9	0.1	0.5	0.9	0.3	0.2	1.0	1.3	5.3
5. All	0.5	0.9	0.2	0.3	0.4	0.5	0.5	0.7	0.1	0.5	0.4	0.3	0.1	1.3	0.6	3.2
<i>Item 7160 Subject A02a</i>	<i>N</i> 2266	1045	1166	1517	210	425	574	805	463	1803	412	1072	508	244	369	44
D07K: Take other narcotics (methadone, opium, codeine, etc.)?																
1. None	78.6	77.8	79.3	76.8	88.3	82.5	76.0	77.3	80.8	79.2	76.0	89.7	86.8	63.9	49.4	33.1
2. A few	14.7	15.1	14.7	16.5	8.0	11.6	18.1	14.0	14.4	14.4	16.7	8.1	11.1	28.7	28.9	29.3
3. Some	4.8	4.6	4.8	5.0	2.8	4.2	4.6	6.0	3.6	4.7	4.9	1.7	1.8	4.8	16.1	20.3
4. Most	1.1	1.3	1.0	1.3	0.5	1.2	0.8	1.5	0.8	1.0	1.5	0.1	0.2	0.5	4.7	12.0
5. All	0.7	1.2	0.3	0.4	0.4	0.5	0.5	1.1	0.4	0.6	0.8	0.5	0.1	2.1	0.8	5.2
<i>Item 7170 Subject A02a</i>	<i>N</i> 2275	1048	1173	1520	214	421	582	809	463	1810	415	1075	509	243	376	42
D07L: Use inhalants (sniff glue, aerosols, laughing gas, etc.)?																
1. None	81.9	81.1	82.9	81.8	89.3	84.5	83.6	81.8	77.5	83.1	76.9	87.5	89.6	69.0	66.0	54.3
2. A few	13.2	14.1	12.6	13.8	7.6	12.4	11.8	12.0	18.0	12.5	17.1	10.4	7.7	22.0	23.1	21.5
3. Some	2.9	2.8	2.6	2.9	1.9	1.4	2.6	3.9	2.9	2.7	3.4	1.7	1.8	3.0	6.7	13.8
4. Most	1.2	0.6	1.7	1.0	0.8	0.7	1.2	1.2	1.6	1.0	2.0	0.2	0.7	3.7	2.9	4.2
5. All	0.8	1.4	0.3	0.6	0.4	0.9	0.8	1.1	0.1	0.7	0.7	0.3	0.1	2.3	1.3	6.2
<i>Item 7180 Subject A02a</i>	<i>N</i> 2276	1048	1174	1523	214	424	581	808	462	1810	416	1071	513	243	377	44
D07M: Drink alcoholic beverages (liquor, beer, wine)?																
1. None	12.8	13.6	12.0	9.2	30.5	12.4	11.5	15.8	9.5	12.1	15.6	19.8	5.1	6.1	5.3	17.3
2. A few	11.9	9.3	13.9	9.7	17.9	11.2	11.7	11.4	13.6	11.7	13.0	17.6	11.2	5.9	1.7	6.0
3. Some	20.0	19.1	20.9	19.2	18.8	14.5	19.5	21.6	22.9	20.7	17.1	25.7	18.1	13.1	11.4	10.3
4. Most	36.9	39.2	35.5	42.2	20.2	39.5	40.4	33.7	35.8	38.2	31.7	29.1	39.2	51.4	47.3	42.4
5. All	18.4	18.8	17.6	19.7	12.7	22.3	16.8	17.5	18.2	17.3	22.5	7.8	26.4	23.5	34.3	24.0
<i>Item 7190 Subject A02a</i>	<i>N</i> 2278	1047	1177	1526	212	424	582	808	463	1815	414	1075	514	244	374	44
D07N: Get drunk at least once a week?																
1. None	21.3	20.4	22.1	16.7	41.0	19.7	19.5	24.2	20.1	20.9	23.5	31.9	14.6	8.3	7.2	14.6
2. A few	25.7	23.8	27.8	25.9	25.6	24.2	26.6	25.3	26.8	26.6	21.0	30.8	25.2	20.9	17.7	12.3
3. Some	24.5	25.0	23.7	26.6	14.2	27.8	23.3	24.0	23.7	25.3	21.0	22.5	26.6	29.5	24.0	24.7
4. Most	21.3	22.4	20.4	23.6	11.8	22.1	23.1	18.6	23.0	21.5	20.9	13.0	25.7	28.0	35.4	23.2
5. All	7.2	8.4	6.0	7.2	7.4	6.2	7.4	8.0	6.4	5.6	13.6	1.8	7.8	13.2	15.7	25.1
<i>Item 7200 Subject A02a</i>	<i>N</i> 2284	1052	1177	1529	213	428	581	810	464	1819	415	1079	515	242	375	44
Lately there has been some attention paid to certain drugs, including "crack" (cocaine in chunks or rocks).																
E01: How many of your friends would you estimate . . .																
E01A: Take "crack" cocaine?																
1. None	77.1	79.0	75.3	77.6	83.5	79.6	78.0	78.9	70.3	78.4	70.7	86.4	81.2	66.2	55.5	38.7
2. A few	18.0	17.0	18.9	18.4	12.7	16.3	18.4	15.1	24.0	17.3	22.3	11.6	16.9	25.4	31.9	35.2
3. Some	3.4	1.9	4.7	2.9	2.3	3.2	1.8	4.0	4.4	3.1	4.0	1.7	1.8	5.7	8.0	12.4
4. Most	0.7	0.3	1.0	0.4	0.7	0.2	0.5	1.0	1.0	0.5	1.5	0.1	-	0.7	2.4	9.4
5. All	0.9	1.7	0.2	0.7	0.8	0.7	1.3	1.0	0.3	0.7	1.5	0.3	0.1	2.1	2.2	4.2
<i>Item 7151 Subject A02a</i>	<i>N</i> 2267	1041	1170	1517	212	423	577	806	460	1805	410	1063	513	243	376	44

MONITORING THE FUTURE

QUESTIONNAIRE FORM 2 2005	TOTAL	SEX		RACE		REGION				COLLEGE PLANS?		ILLICIT DRUG USE: LIFETIME				
		M	F	White	Black	NE	NC	S	W	Yes	No	None	Mari- juana Only	Few Pills	More Pills	Any Her- oin
<i>N (Weighted No. of Cases):</i>	2585	1168	1274	1619	265	516	625	921	522	1939	455	1180	578	273	410	49
<i>% of Weighted Total:</i>	100.0	45.2	49.3	62.6	10.2	20.0	24.2	35.6	20.2	75.0	17.6	45.7	22.4	10.6	15.9	1.9
E01B: Take PCP (angel dust)?																
1. None	89.9	90.1	89.8	91.3	89.6	90.8	91.0	88.5	90.2	90.6	87.0	93.9	94.0	85.4	79.9	52.8
2. A few	7.7	7.8	7.7	6.7	8.4	7.1	7.0	8.2	8.4	7.4	9.5	5.3	4.7	10.7	16.0	19.7
3. Some	1.4	1.1	1.7	1.4	0.8	0.9	1.6	1.6	1.1	1.1	2.3	0.5	1.1	2.6	2.3	13.0
4. Most	0.3	0.1	0.5	0.2	0.4	0.2	-	0.7	0.2	0.2	0.6	*	-	-	0.9	7.2
5. All	0.6	1.1	0.3	0.4	0.8	1.0	0.5	0.9	-	0.6	0.6	0.3	0.1	1.3	0.9	7.2
<i>Item 7201 Subject A02a</i>	<i>N</i> 2261	1038	1171	1517	212	422	577	803	460	1802	411	1062	510	243	373	44
E01C: Take amyl or butyl nitrites (poppers, snappers, Locker Room, Vaporole, Rush, Kick, Bullet)?																
1. None	90.9	90.5	91.5	91.8	93.2	92.6	93.0	88.9	90.3	91.7	88.0	94.2	93.9	87.0	83.8	58.2
2. A few	7.3	7.6	6.8	6.8	5.1	5.8	5.7	8.4	8.9	6.7	10.2	5.0	4.8	10.7	13.5	25.0
3. Some	0.8	0.5	1.0	0.7	1.3	0.7	0.3	1.2	0.7	0.7	0.9	0.4	0.7	1.0	1.0	6.8
4. Most	0.3	0.2	0.3	0.2	-	0.2	0.3	0.4	0.1	0.2	0.1	-	0.3	-	0.8	1.0
5. All	0.7	1.2	0.4	0.6	0.4	0.7	0.7	1.2	-	0.7	0.8	0.4	0.3	1.3	0.9	9.0
<i>Item 7202 Subject A02a</i>	<i>N</i> 2258	1037	1168	1513	211	420	576	804	459	1804	407	1063	512	240	371	44
E02: How much do you think people risk harming themselves (physically or in other ways) if they . . .																
E02A: Try cocaine in powder form once or twice																
1. No risk	7.7	9.1	5.8	6.3	14.8	6.9	8.0	9.1	5.8	6.3	12.1	4.9	5.4	8.8	14.0	31.4
2. Slight risk	17.3	16.6	18.2	18.0	9.1	16.2	19.0	14.1	22.0	16.6	20.4	12.9	17.2	22.7	26.2	28.4
3. Moderate risk	23.6	23.9	23.0	25.7	14.4	23.9	23.7	22.3	25.4	24.5	20.4	23.4	23.9	28.8	22.5	13.9
4. Great risk	46.2	44.5	48.2	45.2	55.2	49.1	44.5	48.4	42.0	47.5	41.2	53.4	48.2	36.9	32.3	24.1
5. Can't say, drug unfamiliar	5.1	5.8	4.8	4.8	6.5	4.0	4.9	6.1	4.9	5.0	6.0	5.5	5.3	2.8	5.0	2.2
<i>Item 12501 Subject A14a</i>	<i>N</i> 2245	1027	1164	1507	210	419	568	803	454	1789	407	1061	506	236	372	43
E02B: Take cocaine powder occasionally																
1. No risk	4.9	5.8	3.7	3.4	12.1	4.6	5.2	6.2	2.4	3.5	9.4	4.3	2.8	4.8	6.0	17.8
2. Slight risk	5.5	5.5	5.6	6.5	2.7	4.5	6.1	5.5	5.8	4.9	8.0	2.4	5.3	5.9	12.8	19.2
3. Moderate risk	23.6	23.2	24.1	24.6	11.9	22.9	24.5	20.2	29.2	22.7	27.9	19.6	24.0	33.8	27.8	35.8
4. Great risk	60.8	59.4	61.9	60.7	67.5	64.3	59.1	61.9	57.7	64.0	48.0	68.2	63.2	52.7	47.1	25.0
5. Can't say, drug unfamiliar	5.2	6.1	4.7	4.8	5.7	3.7	5.2	6.2	4.9	4.9	6.8	5.5	4.7	2.8	6.3	2.2
<i>Item 12502 Subject A14a</i>	<i>N</i> 2236	1023	1161	1504	208	416	568	798	453	1784	406	1059	501	236	371	43
E02C: Take cocaine powder regularly																
1. No risk	4.4	5.2	3.4	2.5	12.8	4.4	5.0	5.2	2.3	3.3	7.9	4.2	2.5	3.6	4.9	15.9
2. Slight risk	1.5	1.1	1.9	1.6	1.3	1.8	1.9	1.1	1.4	1.0	3.5	0.5	1.7	1.4	2.1	16.7
3. Moderate risk	6.2	7.0	5.4	6.4	2.9	5.9	4.8	6.3	7.9	5.2	9.9	3.6	6.3	8.1	11.5	13.5
4. Great risk	82.7	80.6	84.8	84.7	77.4	84.0	83.5	81.1	83.4	85.7	71.9	86.5	84.6	83.9	75.3	51.7
5. Can't say, drug unfamiliar	5.2	6.1	4.6	4.8	5.7	3.8	4.8	6.3	5.0	4.8	6.8	5.3	5.0	3.0	6.2	2.2
<i>Item 12503 Subject A14a</i>	<i>N</i> 2233	1021	1160	1501	210	418	568	796	451	1780	406	1058	502	234	370	43
E02D: Try "crack" cocaine once or twice																
1. No risk	7.0	8.4	5.4	5.5	14.5	7.4	7.8	7.1	5.3	5.7	11.1	4.6	6.3	9.3	9.2	25.8
2. Slight risk	17.5	15.7	19.1	17.4	10.5	15.5	19.9	14.7	21.1	17.0	20.0	15.3	16.3	22.0	22.2	25.9
3. Moderate risk	21.4	20.9	21.6	24.3	7.8	23.8	20.3	21.2	20.9	22.1	18.3	20.9	21.0	24.7	23.2	12.7
4. Great risk	48.4	48.7	48.4	47.4	61.9	48.9	46.3	50.2	47.5	49.6	43.6	52.8	51.3	40.5	39.2	33.4
5. Can't say, drug unfamiliar	5.8	6.3	5.5	5.3	5.3	4.4	5.7	6.8	5.2	5.4	7.0	6.3	5.1	3.5	6.2	2.2
<i>Item 12504 Subject A14a</i>	<i>N</i> 2233	1020	1162	1501	208	415	567	798	453	1780	406	1057	503	236	368	42
E02E: Take "crack" cocaine occasionally																
1. No risk	4.5	5.3	3.4	2.7	12.5	4.7	4.7	5.6	2.1	3.3	8.5	4.0	3.0	4.2	5.0	15.9
2. Slight risk	4.6	4.4	4.9	5.1	4.6	5.3	5.0	3.6	5.5	3.9	7.2	2.5	4.3	6.8	8.4	17.5
3. Moderate risk	21.4	19.6	23.1	22.1	10.6	20.0	21.5	20.2	24.6	21.3	22.3	19.4	22.5	26.3	22.7	25.5
4. Great risk	63.8	64.3	63.3	64.6	66.6	65.5	63.6	63.7	62.8	66.2	55.0	67.8	65.6	59.1	57.7	36.4
5. Can't say, drug unfamiliar	5.7	6.4	5.3	5.4	5.7	4.6	5.3	7.0	5.1	5.3	7.0	6.3	4.7	3.5	6.3	4.7
<i>Item 12505 Subject A14a</i>	<i>N</i> 2232	1021	1161	1500	209	416	568	795	452	1780	405	1059	502	236	366	43

* = less than .05 percent.

DESCRIPTIVE RESULTS: 2005

125

QUESTIONNAIRE FORM 2 2005	TOTAL	SEX		RACE		REGION				COLLEGE PLANS?		ILLICIT DRUG USE: LIFETIME					
		M	F	White	Black	NE	NC	S	W	Yes	No	None	Mari- juana Only	Few Pills	More Pills	Any Her- oin	
<i>N (Weighted No. of Cases):</i>	2585	1168	1274	1619	265	516	625	921	522	1939	455	1180	578	273	410	49	
<i>% of Weighted Total:</i>	100.0	45.2	49.3	62.6	10.2	20.0	24.2	35.6	20.2	75.0	17.6	45.7	22.4	10.6	15.9	1.9	
E02F: Take "crack" cocaine regularly																	
1. No risk	4.5	5.1	3.6	2.6	13.2	4.5	5.5	5.2	2.1	3.4	7.9	4.4	2.5	4.3	4.3	17.7	
2. Slight risk	1.5	1.2	1.7	1.4	2.0	1.1	1.5	1.2	2.4	1.0	3.5	0.5	2.1	-	3.0	11.0	
3. Moderate risk	5.1	6.1	4.5	5.4	3.5	4.9	4.4	5.8	5.1	4.3	7.9	3.4	5.4	8.7	6.7	13.4	
4. Great risk	83.3	81.2	85.2	85.3	75.7	84.7	83.8	81.0	85.5	86.2	73.3	85.8	85.7	84.1	78.8	53.2	
5. Can't say, drug unfamiliar	5.6	6.4	5.0	5.2	5.7	4.8	4.9	6.8	5.0	5.1	7.3	6.0	4.4	2.8	7.2	4.7	
<i>Item 12506 Subject A14a</i>	<i>N</i>	<i>2235</i>	<i>1023</i>	<i>1160</i>	<i>1501</i>	<i>210</i>	<i>418</i>	<i>569</i>	<i>796</i>	<i>452</i>	<i>1784</i>	<i>405</i>	<i>1058</i>	<i>502</i>	<i>236</i>	<i>368</i>	<i>43</i>
E02G: Try PCP once or twice																	
1. No risk	6.5	7.4	5.5	5.1	15.1	6.6	7.8	6.8	4.4	5.3	11.0	5.2	4.9	6.9	8.7	24.0	
2. Slight risk	14.0	12.7	15.3	15.0	4.1	12.7	16.8	11.5	16.2	13.9	15.4	10.7	14.2	18.8	20.3	18.7	
3. Moderate risk	21.9	23.9	19.8	25.3	9.9	26.5	21.3	19.9	21.8	22.5	19.0	18.8	23.5	28.4	25.5	17.7	
4. Great risk	46.6	46.3	47.0	44.6	58.6	45.1	43.9	49.5	46.5	47.6	42.7	52.9	46.9	39.1	35.0	34.9	
5. Can't say, drug unfamiliar	11.0	9.8	12.4	10.0	12.3	9.0	10.2	12.4	11.2	10.8	12.0	12.4	10.4	6.7	10.5	4.7	
<i>Item 12415 Subject A14a</i>	<i>N</i>	<i>2237</i>	<i>1025</i>	<i>1160</i>	<i>1504</i>	<i>210</i>	<i>417</i>	<i>569</i>	<i>798</i>	<i>453</i>	<i>1787</i>	<i>403</i>	<i>1059</i>	<i>503</i>	<i>235</i>	<i>369</i>	<i>43</i>
E02H: Try crystal meth ("ice")																	
1. No risk	5.9	7.0	4.8	4.4	15.5	4.7	7.0	6.9	4.0	4.6	10.7	4.5	4.3	6.3	8.1	25.9	
2. Slight risk	10.3	8.6	11.6	11.1	2.0	10.5	11.5	7.2	13.9	10.5	9.0	6.9	12.1	15.2	14.3	15.0	
3. Moderate risk	19.3	19.7	19.0	20.8	8.7	22.4	20.1	17.5	18.8	19.3	19.6	16.5	19.5	26.3	24.0	14.7	
4. Great risk	54.6	54.7	54.6	54.5	61.4	51.4	53.7	56.9	54.7	56.0	49.8	61.1	54.9	46.1	43.9	39.7	
5. Can't say, drug unfamiliar	9.8	10.1	10.0	9.2	12.3	11.0	7.7	11.4	8.5	9.6	10.9	11.0	9.2	6.2	9.7	4.7	
<i>Item 24420 Subject A14a</i>	<i>N</i>	<i>2236</i>	<i>1025</i>	<i>1160</i>	<i>1504</i>	<i>210</i>	<i>417</i>	<i>569</i>	<i>798</i>	<i>453</i>	<i>1784</i>	<i>406</i>	<i>1059</i>	<i>503</i>	<i>235</i>	<i>369</i>	<i>43</i>
E03: On how many occasions (if any) have you used "crack" cocaine?																	
E03A: . . . in your lifetime?																	
1. 0 occasions	95.4	95.0	96.0	95.0	98.5	96.4	94.2	95.7	95.5	96.5	90.5	100.0	100.0	91.8	84.3	39.8	
2. 1-2	2.5	2.8	2.0	2.8	-	1.9	3.2	2.4	2.4	2.0	4.7	-	-	6.3	9.0	17.7	
3. 3-5	0.8	0.8	0.9	0.8	1.5	0.6	1.2	0.8	0.7	0.7	1.6	-	-	-	3.0	18.7	
4. 6-9	0.3	0.4	0.2	0.4	-	0.4	0.5	0.3	0.1	0.2	1.0	-	-	-	0.3	13.8	
5. 10-19	0.3	0.1	0.5	0.4	-	0.3	0.3	0.5	-	0.2	0.7	-	-	-	1.7	2.2	
6. 20-39	0.3	0.2	0.3	0.1	-	-	0.1	-	1.1	0.2	0.6	-	-	0.9	1.0	-	
7. 40 or more	0.4	0.6	0.2	0.5	-	0.4	0.5	0.3	0.2	0.2	1.0	-	-	1.0	0.7	7.8	
<i>Item 22260 Subject A01a</i>	<i>N</i>	<i>2238</i>	<i>1021</i>	<i>1164</i>	<i>1506</i>	<i>208</i>	<i>413</i>	<i>572</i>	<i>800</i>	<i>452</i>	<i>1789</i>	<i>402</i>	<i>1065</i>	<i>505</i>	<i>234</i>	<i>366</i>	<i>42</i>
E03B: . . . during the last 12 months?																	
1. 0 occasions	97.1	97.0	97.4	97.0	98.5	97.5	96.1	97.6	97.2	97.8	93.9	100.0	100.0	95.2	90.6	55.0	
2. 1-2	1.4	1.4	1.3	1.6	0.4	1.5	2.1	1.2	1.0	1.1	3.2	-	-	2.9	5.1	16.1	
3. 3-5	0.5	0.5	0.5	0.5	1.0	0.6	0.9	0.2	0.5	0.4	1.0	-	-	-	1.2	17.0	
4. 6-9	0.3	0.2	0.3	0.2	-	-	0.4	0.3	0.4	0.2	0.7	-	-	0.7	0.8	4.1	
5. 10-19	0.1	-	0.2	0.2	-	-	-	0.3	-	0.1	-	-	-	-	0.7	-	
6. 20-39	0.3	0.4	0.3	0.3	-	-	0.2	0.3	0.8	0.2	0.8	-	-	0.2	1.0	7.8	
7. 40 or more	0.2	0.5	-	0.3	-	0.4	0.4	-	0.2	0.2	0.3	-	-	1.0	0.7	-	
<i>Item 22270 Subject A01b</i>	<i>N</i>	<i>2240</i>	<i>1021</i>	<i>1166</i>	<i>1508</i>	<i>207</i>	<i>413</i>	<i>573</i>	<i>800</i>	<i>454</i>	<i>1790</i>	<i>403</i>	<i>1065</i>	<i>507</i>	<i>234</i>	<i>366</i>	<i>42</i>
E03C: . . . during the last 30 days?																	
1. 0 occasions	98.8	98.6	99.0	98.8	99.0	99.4	98.1	99.2	98.5	99.1	97.3	100.0	100.0	98.5	96.9	72.6	
2. 1-2	0.5	0.3	0.7	0.5	-	0.2	0.8	0.3	0.8	0.3	1.6	-	-	0.6	1.6	10.3	
3. 3-5	0.2	0.3	0.1	0.1	1.0	-	0.6	-	0.2	0.2	-	-	-	-	0.4	6.3	
4. 6-9	0.2	0.2	0.2	0.2	-	-	0.1	0.4	0.2	0.1	0.6	-	-	-	0.3	8.4	
5. 10-19	*	0.1	-	0.1	-	-	-	0.1	-	-	0.2	-	-	-	-	2.4	
6. 20-39	-	-	-	-	-	-	-	-	-	-	-	-	-	-	-	-	
7. 40 or more	0.2	0.5	-	0.3	-	0.4	0.4	-	0.2	0.2	0.3	-	-	1.0	0.7	-	
<i>Item 22280 Subject A01c</i>	<i>N</i>	<i>2241</i>	<i>1022</i>	<i>1166</i>	<i>1509</i>	<i>207</i>	<i>413</i>	<i>573</i>	<i>801</i>	<i>454</i>	<i>1790</i>	<i>403</i>	<i>1066</i>	<i>507</i>	<i>234</i>	<i>366</i>	<i>42</i>
E04: On how many occasions (if any) have you used PCP?																	
E04A: . . . in your lifetime?																	
1. 0 occasions	97.8	97.1	98.5	97.6	98.1	96.3	97.3	98.3	98.7	97.9	96.7	100.0	100.0	98.3	93.4	51.4	
2. 1-2	1.2	1.3	1.1	1.1	1.0	2.1	1.7	0.4	1.3	1.2	1.7	-	-	0.7	4.9	18.4	
3. 3-5	0.5	0.9	0.1	0.6	0.4	0.7	0.4	0.8	-	0.4	0.8	-	-	-	0.9	15.6	
4. 6-9	0.1	0.1	0.1	0.2	-	-	0.2	0.1	-	0.1	-	-	-	-	-	5.5	
5. 10-19	0.1	0.1	-	0.1	0.4	0.3	-	0.1	-	0.1	0.3	-	-	-	-	5.0	
6. 20-39	0.1	0.1	0.2	0.2	-	0.3	-	0.2	-	0.1	0.4	-	-	-	0.3	4.1	
7. 40 or more	0.2	0.4	-	0.3	-	0.4	0.4	-	-	0.2	-	-	-	1.0	0.4	-	
<i>Item 1181 Subject A01a</i>	<i>N</i>	<i>2244</i>	<i>1026</i>	<i>1165</i>	<i>1511</i>	<i>207</i>	<i>416</i>	<i>574</i>	<i>800</i>	<i>453</i>	<i>1794</i>	<i>400</i>	<i>1065</i>	<i>507</i>	<i>233</i>	<i>369</i>	<i>43</i>

*=less than .05 percent.

MONITORING THE FUTURE

QUESTIONNAIRE FORM 2 2005	TOTAL	SEX		RACE		REGION				COLLEGE PLANS?		ILLCIT DRUG USE: LIFETIME				
		M	F	White	Black	NE	NC	S	W	Yes	No	None	Mari- juana Only	Few Pills	More Pills	Any Her- oin
<i>N (Weighted No. of Cases):</i>	2585	1168	1274	1619	265	516	625	921	522	1939	455	1180	578	273	410	49
<i>% of Weighted Total:</i>	100.0	45.2	49.3	62.6	10.2	20.0	24.2	35.6	20.2	75.0	17.6	45.7	22.4	10.6	15.9	1.9
E04B: . . . during the last 12 months?																
1. 0 occasions	98.9	98.2	99.5	98.8	98.1	98.2	98.6	99.1	99.4	99.0	98.1	100.0	100.0	99.0	97.8	66.9
2. 1-2	0.5	0.8	0.2	0.3	1.0	0.4	0.5	0.5	0.6	0.5	0.7	-	-	-	1.2	12.2
3. 3-5	0.2	0.3	0.1	0.2	0.4	0.5	0.4	-	-	0.1	0.5	-	-	-	0.2	8.0
4. 6-9	0.2	0.2	0.2	0.3	0.5	0.3	0.1	0.5	-	0.1	0.8	-	-	-	-	12.9
5. 10-19	0.1	0.1	-	0.1	-	0.3	-	-	-	0.1	-	-	-	-	0.3	-
6. 20-39	-	-	-	-	-	-	-	-	-	-	-	-	-	-	-	-
7. 40 or more	0.2	0.4	-	0.3	-	0.4	0.4	-	-	0.2	-	-	-	1.0	0.4	-
<i>Item 1182 Subject A01b</i>	<i>N</i> 2243	1026	1165	1512	207	416	573	800	454	1793	401	1064	507	233	370	43
E04C: . . . during the last 30 days?																
1. 0 occasions	99.4	98.9	99.9	99.3	98.5	99.0	98.7	99.7	99.9	99.4	99.4	100.0	100.0	99.0	99.0	82.0
2. 1-2	0.3	0.6	-	0.3	1.0	0.6	0.6	-	0.1	0.3	0.4	-	-	-	0.6	10.0
3. 3-5	0.1	-	0.1	0.1	0.5	-	0.2	0.1	-	0.1	0.2	-	-	-	-	5.4
4. 6-9	*	0.1	-	0.1	-	-	-	0.1	-	0.1	-	-	-	-	-	2.5
5. 10-19	-	-	-	-	-	-	-	-	-	-	-	-	-	-	-	-
6. 20-39	-	-	-	-	-	-	-	-	-	-	-	-	-	-	-	-
7. 40 or more	0.2	0.4	-	0.3	-	0.4	0.4	-	-	0.2	-	-	-	1.0	0.4	-
<i>Item 1183 Subject A01c</i>	<i>N</i> 2244	1027	1165	1512	207	416	573	801	454	1793	401	1065	507	233	370	43
E05: On how many occasions (if any) have you used amyl or butyl nitrites?																
E05A: . . . in your lifetime?																
1. 0 occasions	98.9	98.5	99.4	98.7	99.5	98.8	98.8	98.6	99.9	99.2	97.5	100.0	100.0	98.3	97.8	73.6
2. 1-2	0.5	0.6	0.4	0.7	-	0.5	0.5	0.7	0.1	0.2	1.8	-	-	0.8	1.1	13.3
3. 3-5	0.2	0.2	0.2	0.2	-	-	0.1	0.5	-	0.2	0.4	-	-	-	0.3	6.4
4. 6-9	0.1	0.1	-	0.1	-	-	0.1	0.1	-	0.1	0.2	-	-	-	-	4.4
5. 10-19	*	-	-	-	0.5	-	-	0.1	-	0.1	-	-	-	-	-	2.4
6. 20-39	0.1	0.1	-	0.1	-	0.3	-	-	-	0.1	-	-	-	-	0.3	-
7. 40 or more	0.2	0.4	-	0.3	-	0.4	0.4	-	-	0.2	-	-	-	1.0	0.4	-
<i>Item 1184 Subject A01a</i>	<i>N</i> 2230	1019	1159	1506	204	411	570	796	453	1782	399	1059	505	234	368	39
E05B: . . . during the last 12 months?																
1. 0 occasions	99.5	99.1	99.8	99.4	99.5	99.3	99.5	99.2	99.9	99.5	99.3	100.0	100.0	99.0	98.4	92.2
2. 1-2	0.2	0.3	0.2	0.2	-	-	-	0.5	0.1	0.1	0.6	-	-	-	0.8	1.1
3. 3-5	-	-	-	-	-	-	-	-	-	-	-	-	-	-	-	-
4. 6-9	0.2	0.2	-	0.2	0.5	0.3	0.1	0.3	-	0.2	0.2	-	-	-	0.3	6.7
5. 10-19	-	-	-	-	-	-	-	-	-	-	-	-	-	-	-	-
6. 20-39	-	-	-	-	-	-	-	-	-	-	-	-	-	-	-	-
7. 40 or more	0.2	0.4	-	0.3	-	0.4	0.4	-	-	0.2	-	-	-	1.0	0.4	-
<i>Item 1185 Subject A01b</i>	<i>N</i> 2232	1021	1159	1508	204	413	571	796	453	1783	400	1061	505	234	368	39
E05C: . . . during the last 30 days?																
1. 0 occasions	99.6	99.4	100.0	99.5	99.5	99.3	99.5	99.7	99.9	99.6	99.7	100.0	100.0	99.0	99.2	92.2
2. 1-2	*	*	-	-	-	-	-	-	0.1	-	0.1	-	-	-	-	1.1
3. 3-5	0.1	0.1	-	0.1	0.5	0.3	-	0.1	-	0.1	-	-	-	-	0.3	2.4
4. 6-9	0.1	0.1	-	0.1	-	-	0.1	0.1	-	0.1	0.2	-	-	-	-	4.4
5. 10-19	-	-	-	-	-	-	-	-	-	-	-	-	-	-	-	-
6. 20-39	-	-	-	-	-	-	-	-	-	-	-	-	-	-	-	-
7. 40 or more	0.2	0.4	-	0.3	-	0.4	0.4	-	-	0.2	-	-	-	1.0	0.4	-
<i>Item 1186 Subject A01c</i>	<i>N</i> 2233	1022	1159	1508	205	414	570	796	453	1783	400	1060	506	234	368	39
E06: Steroids, or anabolic steroids, are sometimes prescribed by doctors to promote healing from certain types of injuries. Some athletes, and others, have used them to try to increase muscle development. On how many occasions (if any) have you taken steroids on your own—that is, without a doctor telling you to take them . . .																

DESCRIPTIVE RESULTS: 2005

127

QUESTIONNAIRE FORM 2 2005	TOTAL	SEX		RACE		REGION				COLLEGE PLANS?		ILLICIT DRUG USE: LIFETIME				
		M	F	White	Black	NE	NC	S	W	Yes	No	None	Mari- juana Only	Few Pills	More Pills	Any Her- oin
<i>N (Weighted No. of Cases):</i>	2585	1168	1274	1619	265	516	625	921	522	1939	455	1180	578	273	410	49
<i>% of Weighted Total:</i>	100.0	45.2	49.3	62.6	10.2	20.0	24.2	35.6	20.2	75.0	17.6	45.7	22.4	10.6	15.9	1.9
E06A: . . . in your lifetime?																
1. 0 occasions	97.7	96.0	99.2	97.3	98.1	98.0	97.3	97.3	98.6	98.2	95.3	100.0	100.0	94.1	93.1	75.2
2. 1-2	1.1	1.8	0.5	1.3	-	1.0	1.4	1.0	0.8	0.7	2.7	-	-	3.4	2.6	8.7
3. 3-5	0.4	0.8	-	0.5	-	0.5	0.3	0.5	0.1	0.2	1.4	-	-	1.0	1.5	2.0
4. 6-9	0.2	0.1	0.3	0.3	-	-	0.4	0.2	0.3	0.2	0.4	-	-	0.2	0.5	7.4
5. 10-19	0.3	0.5	-	0.2	1.4	0.2	-	0.5	0.3	0.3	-	-	-	-	0.8	6.8
6. 20-39	0.1	0.2	-	0.1	-	-	0.3	-	-	0.1	-	-	-	-	0.4	-
7. 40 or more	0.3	0.7	-	0.3	0.5	0.4	0.4	0.4	-	0.3	0.2	-	-	1.4	1.0	-
<i>Item 22690 Subject A01a</i>	<i>N</i> 2237	1025	1159	1508	207	415	575	795	453	1788	400	1061	506	235	367	42
E06B: . . . during the last 12 months?																
1. 0 occasions	98.7	97.6	99.7	98.6	98.1	98.9	98.2	98.8	98.8	98.8	98.0	100.0	100.0	96.7	96.4	81.6
2. 1-2	0.3	0.7	-	0.5	-	0.3	0.4	0.1	0.7	0.2	1.0	-	-	1.4	0.6	2.2
3. 3-5	0.5	0.7	0.3	0.4	0.6	0.2	0.5	0.5	0.5	0.4	0.6	-	-	0.5	1.5	7.8
4. 6-9	0.1	-	-	*	0.4	-	0.1	0.1	-	0.1	0.2	-	-	-	-	3.8
5. 10-19	0.2	0.3	-	0.2	0.4	0.2	0.3	0.1	-	0.2	-	-	-	-	0.4	4.5
6. 20-39	0.1	0.2	-	0.1	-	-	-	0.2	-	0.1	0.2	-	-	0.4	0.3	-
7. 40 or more	0.2	0.5	-	0.3	0.5	0.4	0.4	0.1	-	0.3	-	-	-	1.0	0.7	-
<i>Item 22700 Subject A01b</i>	<i>N</i> 2242	1027	1162	1511	207	415	575	798	455	1793	400	1064	506	235	370	42
E06C: . . . during the last 30 days?																
1. 0 occasions	99.2	98.7	99.8	99.2	98.6	99.4	99.1	99.0	99.6	99.2	99.1	100.0	100.0	98.5	97.7	87.2
2. 1-2	0.2	0.3	0.1	0.2	0.4	-	0.1	0.5	0.1	0.2	0.3	-	-	-	0.6	6.7
3. 3-5	0.2	0.3	0.2	0.2	0.4	0.2	0.3	0.2	0.3	0.2	0.2	-	-	0.5	0.8	1.9
4. 6-9	*	-	-	*	-	-	0.1	-	-	-	0.2	-	-	-	-	1.5
5. 10-19	0.1	0.3	-	0.1	0.5	-	-	0.4	-	0.1	0.2	-	-	-	0.6	2.6
6. 20-39	-	-	-	-	-	-	-	-	-	-	-	-	-	-	-	-
7. 40 or more	0.2	0.4	-	0.3	-	0.4	0.4	-	-	0.2	-	-	-	1.0	0.4	-
<i>Item 22710 Subject A01c</i>	<i>N</i> 2243	1028	1162	1512	207	415	575	798	455	1793	400	1064	507	235	370	42
E07: What methods have you used for taking steroids on your own? (Mark all that apply.)																
A. Injection	0.5	0.9	0.1	0.6	0.5	-	1.3	0.4	-	0.4	1.1	-	-	1.6	1.1	8.2
B. By mouth	1.6	2.8	0.5	1.8	1.9	1.5	1.9	1.6	1.3	1.3	3.2	-	-	4.3	5.2	13.6
C. Haven't used steroids	98.2	96.8	99.4	97.9	98.1	98.5	97.6	98.1	98.7	98.6	96.2	100.0	100.0	94.1	94.8	82.6
<i>Item 23790-23800,30940 Subject A05d N</i>	2230	1017	1160	1502	206	411	572	792	455	1785	396	1062	507	235	364	38
E08: When (if ever) did you FIRST do each of the following things?																
E08A: Try "crack" cocaine																
8. Never	95.7	95.6	95.8	95.2	99.3	96.1	95.1	95.8	96.1	96.8	90.6	100.0	100.0	91.6	84.5	28.0
1. Grade 6 or below	0.2	0.4	-	0.3	-	0.4	0.4	-	-	0.2	-	-	-	1.0	0.5	-
2. Grade 7	0.3	0.3	0.2	0.3	-	-	0.1	0.6	0.1	0.2	0.6	-	-	1.1	-	10.1
3. Grade 8	0.4	0.2	0.5	0.3	-	0.4	-	0.5	0.6	0.2	1.0	-	-	0.8	1.6	3.4
4. Grade 9 (Freshman)	0.6	0.5	0.6	0.5	0.5	0.4	0.8	0.6	0.5	0.4	1.5	-	-	0.8	1.2	25.1
5. Grade 10 (Sophomore)	0.6	1.0	0.3	0.6	-	0.8	0.7	0.4	0.7	0.2	2.1	-	-	0.9	2.3	11.0
6. Grade 11 (Junior)	1.1	1.1	1.1	1.3	-	1.3	1.5	1.0	0.5	0.8	2.7	-	-	1.9	4.8	10.7
7. Grade 12 (Senior)	1.2	0.9	1.4	1.5	0.2	0.7	1.4	1.1	1.5	1.1	1.6	-	-	1.9	5.3	11.7
<i>Item 5661 Subject A01g</i>	<i>N</i> 2176	982	1144	1475	204	408	552	778	438	1746	383	1055	504	224	338	30
E08B: Try any other form of cocaine																
8. Never	93.6	93.5	93.7	93.3	98.7	95.1	92.7	93.0	94.6	94.9	87.7	100.0	100.0	92.1	71.0	19.9
1. Grade 6 or below	0.1	0.2	-	0.1	-	0.4	-	-	-	0.1	-	-	-	-	0.5	-
2. Grade 7	0.1	-	0.2	0.2	-	0.1	0.1	0.2	-	0.1	0.5	-	-	-	0.1	8.8
3. Grade 8	0.4	0.5	0.3	0.3	0.5	0.5	0.6	0.4	0.2	0.4	0.7	-	-	-	2.1	8.1
4. Grade 9 (Freshman)	0.8	0.7	0.8	0.7	-	1.0	0.6	0.7	0.8	0.5	1.8	-	-	1.1	2.6	18.7
5. Grade 10 (Sophomore)	1.0	1.3	0.9	0.9	-	1.0	1.3	0.9	1.0	0.5	3.2	-	-	2.2	4.1	13.0
6. Grade 11 (Junior)	2.2	2.5	1.9	2.4	0.4	1.4	3.1	1.8	2.3	1.8	3.8	-	-	2.5	10.5	20.0
7. Grade 12 (Senior)	1.8	1.4	2.1	2.1	0.5	0.6	1.6	3.0	1.1	1.7	2.4	-	-	2.2	9.2	11.5
<i>Item 5662 Subject A01g</i>	<i>N</i> 2171	980	1142	1467	203	405	554	772	440	1754	375	1053	505	221	337	29

*=less than .05 percent.

MONITORING THE FUTURE

QUESTIONNAIRE FORM 2 2005	TOTAL	SEX		RACE		REGION				COLLEGE PLANS?		ILLCIT DRUG USE: LIFETIME				
		M	F	White	Black	NE	NC	S	W	Yes	No	None	Mari- juana Only	Few Pills	More Pills	Any Her- oin
<i>N (Weighted No. of Cases):</i>	2585	1168	1274	1619	265	516	625	921	522	1939	455	1180	578	273	410	49
<i>% of Weighted Total:</i>	100.0	45.2	49.3	62.6	10.2	20.0	24.2	35.6	20.2	75.0	17.6	45.7	22.4	10.6	15.9	1.9
E08C: Try PCP																
8. Never	97.8	97.5	98.3	97.6	99.1	96.3	97.6	98.4	98.5	98.2	96.2	100.0	100.0	97.5	93.3	52.7
1. Grade 6 or below	0.2	0.4	-	0.3	-	0.4	0.4	-	-	0.2	-	-	-	1.0	0.4	-
2. Grade 7	0.2	*	0.2	0.2	0.5	-	0.1	0.3	0.1	0.1	0.6	-	-	-	-	10.5
3. Grade 8	0.3	0.2	0.3	0.3	-	0.6	0.1	0.3	0.1	0.1	1.0	-	-	0.8	0.6	4.6
4. Grade 9 (Freshman)	0.4	0.2	0.4	0.3	-	1.2	0.4	-	0.3	0.4	0.4	-	-	-	1.6	6.5
5. Grade 10 (Sophomore)	0.4	0.6	0.3	0.5	-	0.5	0.1	0.6	0.5	0.4	0.4	-	-	-	1.5	11.9
6. Grade 11 (Junior)	0.6	0.9	0.5	0.8	-	0.8	1.2	0.3	0.4	0.5	1.3	-	-	0.7	2.2	11.7
7. Grade 12 (Senior)	0.1	0.2	*	*	0.4	0.2	-	0.1	0.2	0.1	0.1	-	-	-	0.4	2.1
<i>Item 5686 Subject A01g</i>	<i>N</i> 2205	1000	1156	1492	203	409	563	788	445	1768	393	1051	504	232	358	37
E08D: Try amyl or butyl nitrites																
8. Never	99.2	99.0	99.4	99.0	99.5	98.8	99.1	99.0	99.8	99.5	97.7	100.0	100.0	98.2	98.0	78.5
1. Grade 6 or below	0.3	0.4	0.2	0.4	-	0.4	0.4	0.2	-	0.2	0.5	-	-	1.0	0.4	5.8
2. Grade 7	0.1	*	0.1	0.1	0.5	-	0.1	0.1	0.1	0.1	0.1	-	-	-	-	6.9
3. Grade 8	0.1	0.1	0.2	0.1	-	-	-	0.4	-	0.1	0.5	-	-	0.8	0.3	-
4. Grade 9 (Freshman)	0.2	0.3	-	0.2	-	0.5	0.3	-	0.1	-	1.0	-	-	-	0.3	8.9
5. Grade 10 (Sophomore)	0.1	0.1	0.1	0.1	-	0.3	-	0.1	-	0.1	0.3	-	-	-	0.6	-
6. Grade 11 (Junior)	*	-	0.1	0.1	-	-	-	0.1	-	0.1	-	-	-	-	0.3	-
7. Grade 12 (Senior)	-	-	-	-	-	-	-	-	-	-	-	-	-	-	-	-
<i>Item 5687 Subject A01g</i>	<i>N</i> 2192	995	1145	1481	203	406	559	783	444	1758	390	1050	504	230	355	31
E08E: Try crystal meth ("ice")																
8. Never	97.5	97.6	97.6	97.9	98.6	98.8	98.4	96.9	96.3	98.1	94.9	100.0	100.0	96.4	90.0	53.7
1. Grade 6 or below	-	-	-	-	-	-	-	-	-	-	-	-	-	-	-	-
2. Grade 7	0.1	*	0.2	0.1	0.5	-	-	0.4	0.1	0.1	0.6	-	-	-	-	12.3
3. Grade 8	0.2	0.5	-	0.3	-	0.3	-	0.4	-	0.2	0.2	-	-	1.2	0.4	3.1
4. Grade 9 (Freshman)	0.2	0.1	0.2	0.1	-	-	0.1	0.2	0.3	0.1	0.5	-	-	0.2	0.8	2.5
5. Grade 10 (Sophomore)	0.5	0.5	0.5	0.4	-	0.6	0.3	0.3	1.0	0.4	1.1	-	-	-	2.2	13.5
6. Grade 11 (Junior)	0.9	0.6	1.1	0.4	0.9	0.3	0.4	0.9	2.0	0.9	0.8	-	-	1.6	3.9	8.2
7. Grade 12 (Senior)	0.6	0.6	0.6	0.8	-	-	0.8	0.9	0.2	0.3	1.8	-	-	0.6	2.8	6.8
<i>Item 24430 Subject A01g</i>	<i>N</i> 2162	976	1136	1466	201	402	553	774	433	1739	380	1049	506	216	340	26
E08F: Try steroids (anabolic steroids)																
8. Never	98.2	96.7	99.5	98.0	98.6	98.1	97.8	98.1	99.0	98.6	96.3	100.0	100.0	94.8	94.4	80.1
1. Grade 6 or below	0.3	0.4	0.2	0.4	-	0.5	0.4	0.3	-	0.3	0.5	-	-	2.1	0.5	-
2. Grade 7	0.1	*	-	-	0.5	-	-	0.1	0.1	0.1	0.1	-	-	-	-	3.6
3. Grade 8	0.1	0.3	-	0.1	-	0.2	-	0.2	-	0.1	0.2	-	-	0.8	-	2.2
4. Grade 9 (Freshman)	0.3	0.5	-	0.3	-	0.7	0.5	-	0.1	0.1	1.0	-	-	0.5	1.2	1.7
5. Grade 10 (Sophomore)	0.3	0.6	-	0.4	-	-	0.1	0.7	-	0.2	0.7	-	-	-	1.0	7.1
6. Grade 11 (Junior)	0.5	1.0	0.1	0.5	0.9	0.5	0.9	0.4	0.3	0.5	0.8	-	-	1.3	1.9	4.0
7. Grade 12 (Senior)	0.3	0.4	0.2	0.3	-	-	0.4	0.2	0.5	0.2	0.4	-	-	0.6	1.1	1.3
<i>Item 23810 Subject A01g</i>	<i>N</i> 2178	979	1149	1467	203	406	558	773	441	1752	381	1046	501	226	345	38
E09: How difficult do you think it would be for you to get each of the following, if you wanted some?																
E09A: "Crack" cocaine																
1. Probably impossible	21.1	21.0	20.5	16.8	40.1	17.1	18.8	26.6	17.6	19.8	25.8	27.7	16.8	15.5	10.2	22.5
2. Very difficult	18.1	19.8	16.7	21.0	4.6	19.2	19.2	15.3	20.7	19.3	13.8	18.9	21.3	15.6	15.9	2.1
3. Fairly difficult	21.6	20.8	22.5	24.1	9.2	21.6	23.8	19.6	22.5	22.7	17.3	22.5	22.7	23.0	18.0	13.2
4. Fairly easy	25.3	23.7	27.1	26.9	20.8	30.7	26.7	20.7	26.9	25.5	24.5	22.8	25.5	25.3	32.2	24.6
5. Very easy	14.0	14.7	13.2	11.2	25.3	11.5	11.5	17.8	12.3	12.7	18.6	8.1	13.8	20.6	23.6	37.6
<i>Item 6811 Subject A03a</i>	<i>N</i> 2185	1003	1128	1479	202	400	563	791	431	1741	396	1021	502	230	363	42
E09B: Cocaine in powder form																
1. Probably impossible	20.5	20.0	20.5	16.0	40.5	17.2	18.4	25.3	17.3	19.5	24.7	27.8	15.6	14.6	8.6	20.3
2. Very difficult	17.1	18.4	15.9	19.2	6.3	18.0	18.1	15.2	18.4	18.5	11.7	18.8	23.0	12.5	9.0	7.2
3. Fairly difficult	20.8	21.5	20.6	22.8	11.6	21.2	22.9	17.5	23.8	21.8	16.7	23.8	19.5	22.7	14.7	4.9
4. Fairly easy	25.0	22.7	27.3	27.2	16.9	28.9	26.0	21.7	26.4	25.5	22.2	22.3	24.5	28.9	32.7	14.2
5. Very easy	16.6	17.4	15.8	14.7	24.8	14.8	14.6	20.3	14.1	14.7	24.7	7.3	17.4	21.2	35.0	53.3
<i>Item 6812 Subject A03a</i>	<i>N</i> 2177	1002	1124	1473	202	399	562	786	430	1741	393	1018	502	228	362	42

*less than .05 percent.

DESCRIPTIVE RESULTS: 2005

129

QUESTIONNAIRE FORM 2 2005	TOTAL	SEX		RACE		REGION				COLLEGE PLANS?		ILLICIT DRUG USE: LIFETIME				
		M	F	White	Black	NE	NC	S	W	Yes	No	None	Mari- juana Only	Few Pills	More Pills	Any Her- oin
<i>N (Weighted No. of Cases):</i>	2585	1168	1274	1619	265	516	625	921	522	1939	455	1180	578	273	410	49
<i>% of Weighted Total:</i>	100.0	45.2	49.3	62.6	10.2	20.0	24.2	35.6	20.2	75.0	17.6	45.7	22.4	10.6	15.9	1.9
E09C: PCP																
1. Probably impossible	26.5	24.2	28.1	21.2	47.5	22.6	23.8	31.5	24.2	25.3	31.2	32.3	23.6	18.1	17.0	30.2
2. Very difficult	24.6	26.0	23.7	28.0	9.7	27.9	25.1	20.9	27.7	25.9	20.1	24.6	29.4	21.4	22.7	7.6
3. Fairly difficult	25.8	24.1	27.1	27.6	14.3	23.0	30.1	22.5	28.6	25.8	26.1	24.8	23.5	32.5	28.9	19.3
4. Fairly easy	15.9	16.6	15.7	17.0	13.5	18.1	15.3	15.8	15.0	16.4	13.7	14.3	14.5	17.9	21.1	20.3
5. Very easy	7.2	9.1	5.5	6.2	14.9	8.4	5.7	9.3	4.5	6.6	8.9	3.9	8.9	10.1	10.3	22.7
<i>Item 6771 Subject A03a</i>	<i>N</i> 2163	994	1119	1463	201	396	557	782	428	1729	393	1015	499	226	356	42
E09D: Amyl or butyl nitrites																
1. Probably impossible	29.3	28.3	30.2	24.9	48.6	24.1	26.7	34.3	28.4	27.2	38.0	34.1	26.0	23.5	22.8	28.4
2. Very difficult	25.5	26.0	24.8	28.5	11.4	28.3	25.6	22.2	28.9	27.3	19.0	24.5	30.5	23.6	24.9	15.7
3. Fairly difficult	25.5	23.7	27.3	27.6	14.3	24.1	29.7	22.9	25.9	25.7	24.8	24.2	23.6	31.4	28.9	23.9
4. Fairly easy	12.8	13.5	12.2	13.1	11.3	17.2	11.8	11.0	13.0	13.5	9.0	13.2	11.4	11.2	14.8	10.2
5. Very easy	6.9	8.5	5.4	5.8	14.4	6.3	6.2	9.5	3.7	6.2	9.2	4.0	8.4	10.4	8.7	21.7
<i>Item 22350 Subject A03a</i>	<i>N</i> 2161	996	1114	1464	201	395	561	777	428	1727	392	1010	498	227	359	42
E09E: Crystal meth ("ice")																
1. Probably impossible	26.1	25.5	26.3	21.3	48.2	23.3	23.2	31.9	21.9	24.9	31.1	32.0	25.2	19.0	13.5	25.8
2. Very difficult	23.2	23.3	23.5	26.5	12.2	29.5	22.8	20.7	22.5	24.9	17.1	24.3	27.0	19.7	19.6	9.6
3. Fairly difficult	23.5	21.8	24.9	25.2	12.6	22.3	29.9	18.2	26.1	23.3	24.3	22.6	24.0	26.6	24.0	21.5
4. Fairly easy	17.5	17.8	17.4	18.3	12.2	17.3	16.2	16.4	21.5	18.4	13.1	15.6	14.1	21.1	26.5	8.8
5. Very easy	9.6	11.6	8.0	8.8	14.9	7.6	7.9	12.8	8.0	8.5	14.4	5.4	9.6	13.6	16.3	34.3
<i>Item 24410 Subject A03a</i>	<i>N</i> 2170	1001	1118	1468	201	398	560	782	429	1733	393	1016	499	229	361	41
E09F: Steroids (anabolic steroids)																
1. Probably impossible	21.7	20.3	22.4	16.3	41.4	19.2	17.3	26.0	21.9	20.0	28.6	25.8	20.1	13.5	15.7	22.3
2. Very difficult	16.2	17.1	15.4	17.1	7.7	18.0	17.3	13.6	17.6	16.5	15.5	16.2	19.1	16.0	12.9	14.1
3. Fairly difficult	22.5	20.4	24.4	23.7	10.1	22.9	24.5	18.0	27.6	23.4	19.2	21.2	22.5	24.4	26.6	8.9
4. Fairly easy	23.7	24.3	23.5	27.1	18.2	22.2	27.4	23.0	21.7	24.9	18.4	24.8	20.2	22.8	26.4	23.6
5. Very easy	16.0	17.9	14.3	15.8	22.5	17.8	13.5	19.5	11.1	15.3	18.2	12.0	18.1	23.4	18.3	31.1
<i>Item 23060 Subject A03a</i>	<i>N</i> 2170	1000	1120	1469	202	396	562	783	429	1735	393	1016	500	228	360	42
E10: Individuals differ in whether or not they disapprove of people doing certain things. Do YOU disapprove of people (who are 18 or older) doing each of the following?																
E10A: Smoking one or more packs of cigarettes per day																
1. Don't disapprove	27.5	32.4	23.0	28.7	27.1	25.1	29.3	31.4	20.4	24.5	40.7	17.0	28.0	40.2	45.0	66.0
2. Disapprove	40.4	37.4	43.4	41.8	38.3	40.1	38.7	39.2	45.2	41.0	37.6	40.9	44.5	39.8	34.8	18.1
3. Strongly disapprove	32.1	30.2	33.6	29.5	34.6	34.7	32.0	29.5	34.3	34.4	21.7	42.1	27.5	19.9	20.2	15.8
<i>Item 8560 Subject A11a</i>	<i>N</i> 2201	1009	1140	1484	203	399	569	792	441	1760	394	1042	497	234	361	40
E10B: Trying marijuana once or twice																
1. Don't disapprove	49.7	52.6	47.1	53.6	44.7	58.9	50.8	43.7	50.5	49.3	52.0	24.8	69.7	70.4	78.7	70.5
2. Disapprove	28.6	27.9	29.1	27.8	28.0	26.4	26.1	32.9	26.0	28.8	27.1	37.1	24.4	17.9	15.7	25.1
3. Strongly disapprove	21.7	19.5	23.9	18.7	27.3	14.6	23.1	23.4	23.5	21.8	20.9	38.2	5.8	11.7	5.6	4.4
<i>Item 8570 Subject A11a</i>	<i>N</i> 2203	1011	1143	1487	203	399	569	793	443	1762	396	1041	499	234	361	41
E10C: Smoking marijuana occasionally																
1. Don't disapprove	37.7	43.2	32.8	40.8	40.8	46.1	38.3	35.9	32.5	36.5	44.3	15.6	53.6	52.4	67.7	68.1
2. Disapprove	30.6	29.9	31.4	29.5	27.8	29.5	28.9	30.8	33.2	31.0	28.1	32.6	32.9	30.2	21.9	18.3
3. Strongly disapprove	31.7	27.0	35.8	29.7	31.5	24.4	32.8	33.2	34.3	32.5	27.6	51.8	13.5	17.4	10.5	13.5
<i>Item 8580 Subject A11a</i>	<i>N</i> 2196	1007	1140	1486	198	397	567	789	443	1758	392	1040	497	233	360	41
E10D: Smoking marijuana regularly																
1. Don't disapprove	24.0	30.6	18.2	24.8	31.9	27.5	23.4	24.6	20.7	21.4	35.5	9.0	29.0	34.0	50.8	60.0
2. Disapprove	30.7	32.0	29.2	30.7	27.7	33.0	29.4	29.8	31.9	31.2	28.1	24.5	42.4	32.3	30.1	27.0
3. Strongly disapprove	45.3	37.4	52.7	44.6	40.4	39.5	47.2	45.7	47.4	47.5	36.3	66.5	28.6	33.7	19.1	13.0
<i>Item 8590 Subject A11a</i>	<i>N</i> 2188	1004	1136	1482	198	396	565	786	442	1752	392	1038	492	233	359	41

QUESTIONNAIRE FORM 2 2005	TOTAL	SEX		RACE		REGION				COLLEGE PLANS?		ILLICIT DRUG USE: LIFETIME				
		M	F	White	Black	NE	NC	S	W	Yes	No	None	Mari- juana Only	Few Pills	More Pills	Any Her- oin
<i>N (Weighted No. of Cases):</i>	2585	1168	1274	1619	265	516	625	921	522	1939	455	1180	578	273	410	49
<i>% of Weighted Total:</i>	100.0	45.2	49.3	62.6	10.2	20.0	24.2	35.6	20.2	75.0	17.6	45.7	22.4	10.6	15.9	1.9
E10E: Trying cocaine in powder form once or twice																
1. Don't disapprove	16.8	19.0	15.0	16.4	16.6	15.8	14.3	18.1	18.5	15.2	24.5	7.9	14.2	25.5	37.2	47.8
2. Disapprove	28.8	30.6	26.7	28.4	28.6	26.0	28.6	28.5	32.4	26.9	34.3	28.9	28.2	29.0	28.2	31.7
3. Strongly disapprove	54.4	50.4	58.4	55.3	54.8	58.2	57.0	53.4	49.2	57.9	41.3	63.1	57.7	45.6	34.6	20.6
<i>Item 23630 Subject A11a</i>	<i>N 2192</i>	<i>1007</i>	<i>1136</i>	<i>1482</i>	<i>203</i>	<i>398</i>	<i>567</i>	<i>788</i>	<i>440</i>	<i>1755</i>	<i>393</i>	<i>1038</i>	<i>495</i>	<i>233</i>	<i>359</i>	<i>41</i>
E10F: Taking cocaine powder occasionally																
1. Don't disapprove	10.6	13.3	8.1	9.5	14.3	8.6	8.5	13.2	10.1	9.3	15.9	6.1	7.4	14.7	22.8	32.0
2. Disapprove	25.5	27.7	23.1	24.7	27.5	21.0	25.4	25.9	29.3	23.5	33.6	21.6	23.9	29.1	35.0	34.9
3. Strongly disapprove	63.9	59.0	68.8	65.9	58.2	70.4	66.1	60.9	60.6	67.2	50.4	72.3	68.7	56.2	42.2	33.0
<i>Item 23640 Subject A11a</i>	<i>N 2194</i>	<i>1007</i>	<i>1138</i>	<i>1482</i>	<i>202</i>	<i>395</i>	<i>567</i>	<i>790</i>	<i>442</i>	<i>1755</i>	<i>393</i>	<i>1039</i>	<i>496</i>	<i>232</i>	<i>359</i>	<i>41</i>
E10G: Taking cocaine powder regularly																
1. Don't disapprove	8.1	11.8	4.7	6.5	15.0	6.4	6.5	10.6	6.9	7.0	12.9	6.0	6.3	12.3	10.9	27.8
2. Disapprove	19.4	20.9	17.7	18.6	25.3	15.4	17.8	21.3	21.9	17.2	28.0	16.0	17.2	17.8	31.5	24.7
3. Strongly disapprove	72.5	67.2	77.5	74.9	59.7	78.1	75.6	68.2	71.2	75.8	59.1	78.0	76.4	69.9	57.6	47.4
<i>Item 23650 Subject A11a</i>	<i>N 2191</i>	<i>1004</i>	<i>1138</i>	<i>1480</i>	<i>203</i>	<i>395</i>	<i>566</i>	<i>788</i>	<i>441</i>	<i>1755</i>	<i>392</i>	<i>1037</i>	<i>495</i>	<i>232</i>	<i>360</i>	<i>40</i>
E10H: Trying "crack" cocaine once or twice																
1. Don't disapprove	13.3	15.3	11.5	12.3	16.2	13.5	10.6	14.2	14.9	12.1	19.1	7.5	12.3	21.8	24.1	30.2
2. Disapprove	26.9	28.4	25.2	26.6	28.1	22.3	28.1	26.9	29.4	25.8	30.5	27.0	24.3	25.8	29.1	32.1
3. Strongly disapprove	59.8	56.3	63.2	61.1	55.7	64.2	61.3	58.9	55.7	62.2	50.4	65.4	63.3	52.4	46.9	37.8
<i>Item 23660 Subject A11a</i>	<i>N 2191</i>	<i>1006</i>	<i>1136</i>	<i>1480</i>	<i>203</i>	<i>395</i>	<i>567</i>	<i>788</i>	<i>441</i>	<i>1756</i>	<i>391</i>	<i>1038</i>	<i>496</i>	<i>232</i>	<i>360</i>	<i>39</i>
E10I: Taking "crack" cocaine occasionally																
1. Don't disapprove	8.2	11.0	5.7	6.7	14.6	6.4	6.3	10.1	8.6	7.1	12.8	5.9	6.8	13.0	10.9	31.3
2. Disapprove	23.6	24.3	22.9	23.1	25.5	18.4	22.4	25.7	26.0	21.7	31.2	20.5	19.4	26.5	34.3	28.6
3. Strongly disapprove	68.3	64.7	71.4	70.2	59.9	75.1	71.3	64.2	65.5	71.2	56.0	73.6	73.8	60.5	54.8	40.1
<i>Item 23670 Subject A11a</i>	<i>N 2192</i>	<i>1004</i>	<i>1139</i>	<i>1483</i>	<i>202</i>	<i>395</i>	<i>565</i>	<i>790</i>	<i>441</i>	<i>1755</i>	<i>392</i>	<i>1040</i>	<i>496</i>	<i>231</i>	<i>358</i>	<i>40</i>
E10J: Taking "crack" cocaine regularly																
1. Don't disapprove	7.9	11.5	4.7	6.2	15.3	7.0	6.3	9.6	7.6	6.7	12.8	5.9	6.5	13.4	9.8	23.8
2. Disapprove	18.1	19.1	17.0	17.4	23.9	13.0	17.0	20.5	19.7	16.1	26.0	15.9	16.3	15.9	25.7	27.8
3. Strongly disapprove	74.0	69.4	78.4	76.4	60.8	80.0	76.7	69.9	72.6	77.1	61.2	78.2	77.2	70.7	64.5	48.5
<i>Item 23680 Subject A11a</i>	<i>N 2185</i>	<i>1000</i>	<i>1136</i>	<i>1478</i>	<i>201</i>	<i>393</i>	<i>565</i>	<i>786</i>	<i>441</i>	<i>1751</i>	<i>390</i>	<i>1039</i>	<i>493</i>	<i>232</i>	<i>355</i>	<i>40</i>
E10K: Trying one or two drinks of an alcoholic beverage (beer, wine, liquor)																
1. Don't disapprove	70.6	68.7	72.2	77.6	53.1	75.9	74.2	67.1	67.3	72.0	66.3	60.1	79.9	82.1	81.8	72.4
2. Disapprove	16.9	19.0	14.9	13.9	22.2	12.2	14.5	19.7	19.1	16.2	18.5	21.5	12.0	9.6	13.4	19.9
3. Strongly disapprove	12.5	12.3	12.9	8.5	24.7	11.9	11.3	13.2	13.6	11.7	15.2	18.4	8.1	8.2	4.8	7.7
<i>Item 8710 Subject A11a</i>	<i>N 2190</i>	<i>1005</i>	<i>1139</i>	<i>1485</i>	<i>201</i>	<i>397</i>	<i>568</i>	<i>786</i>	<i>439</i>	<i>1757</i>	<i>390</i>	<i>1040</i>	<i>493</i>	<i>230</i>	<i>360</i>	<i>41</i>
E10L: Taking one or two drinks nearly every day																
1. Don't disapprove	33.9	42.8	26.2	36.9	31.8	36.7	35.5	35.2	26.9	32.1	42.4	22.2	36.7	42.9	55.3	61.6
2. Disapprove	40.6	34.1	45.9	41.3	33.1	39.3	40.0	39.2	44.8	41.6	35.9	41.2	46.0	40.2	34.0	19.3
3. Strongly disapprove	25.6	23.1	27.9	21.8	35.1	24.1	24.5	25.6	28.3	26.2	21.6	36.7	17.3	16.9	10.7	19.1
<i>Item 8720 Subject A11a</i>	<i>N 2191</i>	<i>1004</i>	<i>1138</i>	<i>1482</i>	<i>203</i>	<i>395</i>	<i>568</i>	<i>787</i>	<i>441</i>	<i>1753</i>	<i>393</i>	<i>1038</i>	<i>495</i>	<i>230</i>	<i>361</i>	<i>41</i>
E10M: Taking four or five drinks nearly every day																
1. Don't disapprove	15.3	22.1	9.2	14.8	21.0	13.0	15.1	18.1	12.5	13.0	25.3	8.8	14.2	24.1	26.5	43.4
2. Disapprove	32.7	34.3	30.8	34.3	30.0	32.5	32.9	33.9	30.6	32.0	35.7	27.4	36.4	31.5	42.8	38.0
3. Strongly disapprove	52.0	43.6	59.9	50.9	49.0	54.5	52.0	48.1	56.9	54.9	39.0	63.8	49.4	44.4	30.7	18.5
<i>Item 8730 Subject A11a</i>	<i>N 2190</i>	<i>1004</i>	<i>1137</i>	<i>1484</i>	<i>203</i>	<i>395</i>	<i>567</i>	<i>788</i>	<i>441</i>	<i>1753</i>	<i>392</i>	<i>1038</i>	<i>497</i>	<i>229</i>	<i>360</i>	<i>40</i>
E10N: Having five or more drinks once or twice each weekend																
1. Don't disapprove	34.3	40.8	28.5	38.1	28.9	36.1	34.5	36.9	27.5	32.8	41.0	20.1	38.5	51.8	56.4	54.1
2. Disapprove	26.9	24.8	28.8	26.6	28.5	27.0	25.4	28.3	26.4	27.2	25.2	27.0	32.5	17.7	24.1	25.1
3. Strongly disapprove	38.8	34.4	42.7	35.3	42.6	36.9	40.1	34.8	46.1	40.1	33.8	53.0	29.1	30.5	19.5	20.8
<i>Item 8740 Subject A11a</i>	<i>N 2184</i>	<i>998</i>	<i>1136</i>	<i>1482</i>	<i>201</i>	<i>391</i>	<i>567</i>	<i>785</i>	<i>441</i>	<i>1749</i>	<i>390</i>	<i>1036</i>	<i>494</i>	<i>229</i>	<i>361</i>	<i>40</i>

DESCRIPTIVE RESULTS: 2005

131

QUESTIONNAIRE FORM 2 2005	TOTAL	SEX		RACE		REGION				COLLEGE PLANS?		ILLICIT DRUG USE: LIFETIME				
		M	F	White	Black	NE	NC	S	W	Yes	No	None	Mari- juana Only	Few Pills	More Pills	Any Her- oin
<i>N (Weighted No. of Cases):</i>	2585	1168	1274	1619	265	516	625	921	522	1939	455	1180	578	273	410	49
<i>% of Weighted Total:</i>	100.0	45.2	49.3	62.6	10.2	20.0	24.2	35.6	20.2	75.0	17.6	45.7	22.4	10.6	15.9	1.9
The next two questions are about military service.																
E11A: Do you favor or oppose a military draft at the present time?																
1. Strongly oppose	46.2	50.3	42.6	46.0	50.6	50.5	46.0	43.8	46.8	47.1	42.1	41.3	50.4	51.0	50.6	55.1
2. Mostly oppose	19.8	17.5	21.5	21.2	12.6	21.3	22.0	17.3	20.1	20.5	17.3	20.6	22.5	16.3	17.5	13.3
3. No opinion, or mixed	26.6	22.4	30.5	24.8	33.8	20.7	26.1	30.2	26.3	25.9	29.8	30.1	22.1	21.7	26.4	14.4
4. Mostly favor	4.5	6.0	3.2	5.3	0.8	4.5	3.3	5.8	3.8	4.4	4.0	5.5	3.3	3.5	3.6	7.0
5. Strongly favor	2.9	3.9	2.1	2.6	2.2	3.1	2.7	2.9	3.0	2.0	6.7	2.5	1.7	7.5	1.9	10.2
<i>Item 21060 Subject L02</i>	<i>N</i> 2169	992	1129	1474	197	397	560	779	433	1743	381	1032	490	225	355	40
E11B: Do you think any military draft in the U.S. should include women as well as men?																
1. No	34.9	27.0	41.5	34.2	44.2	28.4	31.9	39.2	36.9	35.1	32.4	35.3	32.2	34.4	38.1	30.4
2. Uncertain	31.8	24.8	37.9	30.3	31.3	34.8	30.6	30.4	33.2	32.3	29.9	32.8	34.1	28.3	28.3	28.5
3. Yes	33.3	48.2	20.5	35.5	24.5	36.8	37.5	30.4	30.0	32.6	37.7	31.9	33.7	37.3	33.6	41.2
<i>Item 21070 Subject L02</i>	<i>N</i> 2232	1022	1150	1495	209	404	574	805	448	1775	396	1054	500	236	365	43
The next questions are about your experiences in school.																
E12: Some people like school very much. Others don't. How do you feel about going to school?																
5. I like school very much	9.9	10.7	8.3	7.0	20.0	9.6	7.7	11.1	10.6	10.2	7.7	12.7	8.9	5.0	5.6	6.8
4. I like school quite a lot	20.7	17.9	23.3	19.9	18.4	19.7	19.4	18.2	27.5	22.5	13.6	26.0	18.6	16.2	13.5	9.0
3. I like school some	40.9	41.1	40.8	42.4	36.5	45.6	41.1	41.1	36.2	41.7	37.2	40.6	41.0	41.2	42.1	30.3
2. I don't like school very much	17.9	17.1	19.0	18.8	16.0	15.8	18.7	19.2	16.5	17.5	20.8	14.7	20.6	22.1	19.8	25.6
1. I don't like school at all	10.6	13.2	8.6	12.0	9.1	9.1	13.0	10.5	9.1	8.1	20.8	6.0	10.9	15.5	19.0	28.4
<i>Item 7630 Subject B01, Q08</i>	<i>N</i> 2226	1018	1147	1492	207	405	573	802	445	1769	394	1052	496	235	365	43
E13: About how many hours do you spend in an average week on all your homework including both in school and out of school?																
1. 0 hours	12.1	17.2	7.3	13.1	13.1	13.0	10.5	15.4	7.3	9.3	24.3	8.1	12.7	18.1	17.1	24.0
2. 1-4 hours	46.5	46.9	46.0	46.4	51.3	49.1	43.7	49.4	42.5	45.8	48.1	44.4	48.8	49.4	48.7	36.9
3. 5-9 hours	21.7	20.0	23.6	21.1	20.8	21.1	23.5	19.4	23.8	23.0	18.1	24.2	23.5	16.8	17.7	12.4
4. 10-14 hours	10.1	8.0	12.1	10.4	6.3	8.0	11.7	8.3	13.4	11.6	3.7	11.8	9.1	7.4	8.0	5.5
5. 15-19 hours	4.1	3.7	4.4	3.9	3.7	3.8	3.7	3.1	6.7	4.3	3.3	4.4	3.3	4.6	3.3	8.8
6. 20-24 hours	3.2	2.5	3.8	3.4	1.8	3.1	4.5	2.0	3.8	3.7	1.3	4.5	1.5	2.1	2.8	2.6
7. 25 or more hours	2.3	1.7	2.8	1.7	3.0	1.8	2.4	2.3	2.5	2.4	1.3	2.6	1.1	1.6	2.5	9.9
<i>Item 7640 Subject B01</i>	<i>N</i> 2219	1013	1145	1488	205	402	573	798	446	1766	394	1052	494	234	364	43
E14: To what extent have you participated in the following school activities during this school year?																
E14A: . . . school newspaper or yearbook																
1. Not at all	75.6	80.4	71.5	76.5	70.8	71.1	73.5	77.9	78.2	74.3	83.5	76.3	73.5	73.4	79.8	72.0
2. Slight	9.4	9.3	9.5	8.3	13.1	13.1	7.6	8.4	10.3	9.4	9.1	9.2	10.6	9.3	8.4	13.1
3. Moderate	4.5	4.2	5.0	4.1	4.1	4.5	6.3	3.8	3.6	4.7	2.5	3.6	4.4	5.4	5.8	5.7
4. Considerable	3.0	2.2	3.7	3.2	3.3	4.6	3.3	2.5	2.1	3.1	1.8	2.5	3.8	4.1	1.6	7.7
5. Great	7.4	4.0	10.3	7.9	8.6	6.6	9.3	7.4	5.8	8.4	3.1	8.5	7.8	7.9	4.4	1.5
<i>Item 22170 Subject B01, C07</i>	<i>N</i> 2196	1002	1134	1474	206	396	571	792	437	1746	392	1040	492	230	357	43
E14B: . . . music or other performing arts																
1. Not at all	62.8	66.7	59.5	63.3	58.9	63.5	57.8	64.3	65.8	61.2	70.0	59.9	68.5	59.4	67.5	61.3
2. Slight	9.0	9.0	9.1	8.7	8.6	11.1	9.5	7.9	8.5	9.1	9.2	8.3	8.0	10.7	10.2	12.7
3. Moderate	7.3	7.0	7.6	6.4	11.1	4.8	7.7	8.7	6.5	6.9	7.4	6.7	6.9	8.3	7.7	12.2
4. Considerable	5.5	5.0	6.0	5.4	7.0	5.8	6.4	4.9	5.3	5.6	5.6	6.1	5.2	8.8	3.3	-
5. Great	15.4	12.4	17.9	16.2	14.3	14.7	18.6	14.2	13.8	17.2	7.8	19.1	11.4	12.9	11.2	13.9
<i>Item 22180 Subject B01, C07</i>	<i>N</i> 2198	1005	1135	1472	207	394	571	792	441	1753	390	1043	490	232	356	42

QUESTIONNAIRE FORM 2 2005	TOTAL	SEX		RACE		REGION				COLLEGE PLANS?		ILLICIT DRUG USE: LIFETIME					
		M	F	White	Black	NE	NC	S	W	Yes	No	None	Mari- juana Only	Few Pills	More Pills	Any Her- oin	
<i>N (Weighted No. of Cases):</i>	2585	1168	1274	1619	265	516	625	921	522	1939	455	1180	578	273	410	49	
<i>% of Weighted Total:</i>	100.0	45.2	49.3	62.6	10.2	20.0	24.2	35.6	20.2	75.0	17.6	45.7	22.4	10.6	15.9	1.9	
E14C: . . . athletic teams																	
1. Not at all	44.4	39.5	48.7	43.7	36.4	42.6	40.1	47.7	45.9	42.0	56.6	46.1	40.2	45.9	45.2	40.0	
2. Slight	9.1	10.4	8.3	8.8	14.5	7.2	11.9	9.3	7.0	8.8	10.4	7.2	7.1	9.8	15.2	27.5	
3. Moderate	9.4	11.2	8.0	9.6	7.8	10.8	8.6	9.0	9.8	9.0	9.8	8.1	10.2	9.8	11.5	8.7	
4. Considerable	9.7	9.4	10.0	9.7	6.3	11.4	8.9	9.1	10.4	10.5	6.4	9.8	9.2	10.4	9.7	3.2	
5. Great	27.3	29.6	25.0	28.2	35.0	28.0	30.4	24.9	27.0	29.7	17.0	28.7	33.4	24.1	18.4	20.6	
<i>Item 22190 Subject B01, C07</i>	<i>N</i>	<i>2198</i>	<i>1007</i>	<i>1133</i>	<i>1475</i>	<i>207</i>	<i>397</i>	<i>570</i>	<i>792</i>	<i>440</i>	<i>1753</i>	<i>390</i>	<i>1041</i>	<i>491</i>	<i>232</i>	<i>358</i>	<i>42</i>
E14D: . . . other school clubs or activities																	
1. Not at all	32.8	39.4	26.8	32.0	37.1	31.9	30.1	32.9	37.2	27.1	57.2	24.6	37.0	40.0	45.4	43.0	
2. Slight	16.0	15.5	16.6	15.9	13.1	18.6	15.8	15.1	15.6	16.5	15.2	15.5	16.9	15.3	17.1	20.2	
3. Moderate	17.0	18.9	15.5	18.4	17.4	16.7	18.4	16.4	16.4	18.7	9.5	18.8	15.5	14.7	14.9	13.3	
4. Considerable	13.7	11.2	15.7	14.1	7.8	14.2	13.5	14.3	12.4	15.1	7.3	14.3	16.1	14.1	8.9	4.2	
5. Great	20.5	14.9	25.5	19.7	24.6	18.5	22.2	21.3	18.4	22.7	10.8	26.7	14.4	15.9	13.5	19.3	
<i>Item 22200 Subject B01, C07</i>	<i>N</i>	<i>2197</i>	<i>1005</i>	<i>1135</i>	<i>1473</i>	<i>207</i>	<i>395</i>	<i>571</i>	<i>793</i>	<i>439</i>	<i>1751</i>	<i>391</i>	<i>1042</i>	<i>490</i>	<i>232</i>	<i>357</i>	<i>42</i>
E15: In general, how much say or influence do you feel each of the following has on HOW YOUR SCHOOL IS RUN?																	
E15A: The principal																	
1. Little or no influence	16.6	19.1	14.1	14.2	21.5	14.4	14.4	19.4	16.1	14.0	25.6	13.0	15.1	20.6	23.1	34.2	
2. Some influence	14.1	13.3	14.5	12.1	17.7	13.7	15.6	11.0	18.4	14.1	14.9	12.5	17.2	17.1	11.9	14.6	
3. Moderate influence	17.2	16.1	18.3	17.2	13.1	19.2	16.2	16.8	17.5	17.1	17.6	16.5	17.7	20.0	17.1	21.9	
4. Considerable influence	25.9	25.1	26.8	30.2	12.1	27.4	30.0	21.9	26.4	27.6	20.5	29.7	22.7	24.5	22.6	12.2	
5. A great deal of influence	26.2	26.5	26.3	26.4	35.6	25.3	23.9	30.8	21.7	27.2	21.5	28.3	27.3	17.8	25.3	17.1	
<i>Item 7650 Subject B10</i>	<i>N</i>	<i>2184</i>	<i>998</i>	<i>1128</i>	<i>1468</i>	<i>207</i>	<i>394</i>	<i>569</i>	<i>791</i>	<i>430</i>	<i>1744</i>	<i>384</i>	<i>1039</i>	<i>485</i>	<i>229</i>	<i>356</i>	<i>43</i>
E15B: The teachers																	
1. Little or no influence	9.5	11.8	7.1	7.9	14.8	9.0	7.7	12.3	7.1	8.1	14.9	7.6	7.4	10.7	13.7	24.6	
2. Some influence	18.1	18.6	17.2	17.7	18.2	17.2	20.7	17.2	17.1	17.0	23.2	16.1	18.4	22.2	19.6	24.9	
3. Moderate influence	32.9	32.1	33.9	35.5	23.5	38.2	31.2	29.4	36.6	32.8	33.7	30.2	35.1	39.5	34.0	34.6	
4. Considerable influence	24.9	22.6	27.0	26.9	19.5	22.9	29.2	23.9	22.6	27.3	14.2	29.6	21.7	20.0	21.6	7.2	
5. A great deal of influence	14.7	14.9	14.8	12.0	24.0	12.7	11.2	17.2	16.6	14.9	13.9	16.5	17.4	7.6	11.1	8.6	
<i>Item 7660 Subject B10</i>	<i>N</i>	<i>2181</i>	<i>998</i>	<i>1127</i>	<i>1467</i>	<i>206</i>	<i>395</i>	<i>568</i>	<i>788</i>	<i>430</i>	<i>1745</i>	<i>382</i>	<i>1037</i>	<i>484</i>	<i>230</i>	<i>356</i>	<i>42</i>
E15C: The students																	
1. Little or no influence	25.5	28.2	23.2	27.0	27.4	29.2	25.1	26.2	21.4	23.9	32.7	20.5	32.1	31.0	27.4	29.2	
2. Some influence	21.8	20.4	22.8	22.8	20.4	23.4	24.4	17.4	24.9	22.7	16.9	24.6	17.5	21.8	19.9	15.5	
3. Moderate influence	21.8	21.8	21.8	22.2	16.0	22.1	20.1	22.8	22.0	22.2	21.4	22.3	20.7	23.5	21.8	21.7	
4. Considerable influence	15.1	12.6	16.8	14.5	14.1	14.4	16.4	14.5	15.1	15.6	13.4	15.5	14.4	15.5	14.3	15.7	
5. A great deal of influence	15.8	17.0	15.4	13.6	22.1	10.9	14.0	19.1	16.6	15.8	15.6	17.1	15.3	8.3	16.7	17.9	
<i>Item 7670 Subject B10</i>	<i>N</i>	<i>2182</i>	<i>998</i>	<i>1127</i>	<i>1468</i>	<i>205</i>	<i>394</i>	<i>569</i>	<i>788</i>	<i>430</i>	<i>1745</i>	<i>385</i>	<i>1037</i>	<i>484</i>	<i>230</i>	<i>356</i>	<i>42</i>
E15D: Parents of students																	
1. Little or no influence	20.8	22.4	19.4	20.5	20.9	24.4	18.1	21.5	19.9	19.4	27.6	16.8	24.1	20.9	25.0	41.5	
2. Some influence	26.2	24.9	27.6	28.1	25.3	27.1	28.0	26.4	22.7	26.7	23.2	25.2	26.5	29.6	27.4	22.4	
3. Moderate influence	25.7	25.0	25.8	26.4	19.1	21.8	28.9	25.0	26.3	26.0	25.2	26.0	24.7	29.9	24.9	17.2	
4. Considerable influence	15.7	16.5	15.3	15.4	13.5	15.3	14.7	14.3	19.8	16.2	13.3	17.8	13.8	13.2	14.1	11.5	
5. A great deal of influence	11.6	11.3	11.9	9.6	21.2	11.4	10.3	12.9	11.3	11.7	10.7	14.2	10.9	6.4	8.5	7.4	
<i>Item 7680 Subject B10</i>	<i>N</i>	<i>2173</i>	<i>994</i>	<i>1125</i>	<i>1465</i>	<i>202</i>	<i>391</i>	<i>567</i>	<i>786</i>	<i>429</i>	<i>1740</i>	<i>380</i>	<i>1031</i>	<i>483</i>	<i>230</i>	<i>353</i>	<i>42</i>
E16: Have you had any drug education courses or lectures in school?																	
1. No—GO TO Q.E20	22.0	24.3	20.5	20.9	27.3	13.0	26.6	23.4	21.6	20.2	28.6	21.9	19.1	25.4	24.7	9.3	
2. No, and I wish I had—GO TO Q.E20	2.9	3.5	2.5	2.3	4.7	2.5	3.1	3.2	2.7	2.9	3.1	2.1	3.9	2.1	3.4	12.2	
3. Yes	75.1	72.2	77.0	76.7	68.0	84.5	70.4	73.4	75.7	76.9	68.3	76.0	77.0	72.6	71.9	78.5	
<i>Item 7690 Subject A10a</i>	<i>N</i>	<i>2087</i>	<i>947</i>	<i>1087</i>	<i>1421</i>	<i>185</i>	<i>375</i>	<i>548</i>	<i>743</i>	<i>421</i>	<i>1689</i>	<i>350</i>	<i>1013</i>	<i>463</i>	<i>211</i>	<i>330</i>	<i>38</i>

DESCRIPTIVE RESULTS: 2005

133

QUESTIONNAIRE FORM 2 2005	TOTAL	SEX		RACE		REGION				COLLEGE PLANS?		ILLCIT DRUG USE: LIFETIME					
		M	F	White	Black	NE	NC	S	W	Yes	No	None	Mari- juana Only	Few Pills	More Pills	Any Her- oin	
<i>N (Weighted No. of Cases):</i>	2585	1168	1274	1619	265	516	625	921	522	1939	455	1180	578	273	410	49	
<i>% of Weighted Total:</i>	100.0	45.2	49.3	62.6	10.2	20.0	24.2	35.6	20.2	75.0	17.6	45.7	22.4	10.6	15.9	1.9	
E17: Would you say that the information about drugs that you received in school classes or programs has . . .																	
1. Made you less interested in trying drugs	47.6	40.1	52.7	45.2	59.1	50.0	46.5	46.1	49.1	47.5	46.4	59.8	49.0	31.6	20.9	9.9	
2. Not changed your interest in trying drugs	48.5	55.3	43.8	50.5	38.0	46.8	50.5	48.9	47.0	49.3	45.7	39.2	48.6	62.9	67.5	64.4	
3. Made you more interested in trying drugs	3.9	4.6	3.5	4.2	2.9	3.2	2.9	5.0	3.9	3.2	7.9	1.1	2.4	5.6	11.6	25.7	
<i>Item 7840 Subject A10a</i>	<i>N†</i>	1568	681	841	1095	126	318	386	547	317	1301	237	770	356	153	244	28
E18: How many of the following drug education experiences have you had in high school? (Mark all that apply.)																	
A. A special course about drugs	33.0	37.5	29.0	32.4	30.7	28.7	32.8	28.7	44.8	32.4	35.6	33.1	29.0	34.8	35.4	48.0	
B. Films, lectures, or discussions in one of my regular courses	65.1	67.0	64.2	65.6	64.0	73.0	60.4	64.4	63.9	65.9	60.7	64.7	62.9	64.2	67.6	73.5	
C. Films or lectures, outside of my regular courses	34.0	36.4	31.7	36.3	30.2	29.3	38.3	33.5	34.4	35.3	27.0	31.0	37.3	38.5	33.4	45.4	
D. Special group discussions about drugs	22.3	23.5	21.2	20.9	28.9	20.2	25.9	21.6	21.0	22.0	24.3	21.5	19.6	27.9	24.1	30.0	
<i>Item 7850-7880 Subject A10a</i>	<i>N†</i>	1552	673	832	1079	126	317	381	539	315	1287	235	766	350	151	239	29
E19: Overall, how valuable were the experiences to you?																	
1. Little or no value	26.9	30.3	24.4	29.8	14.8	29.6	27.8	29.1	19.2	27.0	26.9	21.3	24.5	29.0	44.8	51.9	
2. Some value	41.3	42.4	40.5	43.0	34.3	38.9	45.4	36.4	47.4	41.9	38.0	42.9	41.3	48.1	35.4	30.5	
3. Considerable value	20.6	16.7	23.7	19.9	20.3	23.0	17.6	20.1	22.7	20.5	20.4	21.8	23.8	17.9	14.0	8.4	
4. Great value	11.2	10.6	11.4	7.3	30.6	8.6	9.1	14.4	10.7	10.5	14.7	14.1	10.4	5.1	5.7	9.2	
<i>Item 7890 Subject A10a</i>	<i>N†</i>	1563	681	835	1093	128	320	383	546	313	1296	238	766	356	155	240	29
E20: During the LAST TWO WEEKS, how many times have you driven a car, truck, or motorcycle after . . .																	
E20A: Drinking alcohol?																	
1. None	86.9	84.9	89.0	84.9	92.4	87.1	83.8	86.4	91.6	87.5	83.8	95.9	83.6	80.2	72.3	59.7	
2. Once	6.9	6.6	7.3	8.5	3.9	7.9	8.5	6.5	4.8	7.3	5.3	3.7	9.6	13.2	8.6	11.2	
3. Twice	3.6	4.6	2.5	3.7	2.8	3.3	3.7	4.4	2.5	3.3	4.9	0.1	4.1	4.4	11.6	11.1	
4. 3-5 times	1.2	2.0	0.6	1.7	-	0.8	2.2	1.3	0.3	1.0	2.5	*	1.9	1.3	3.6	4.0	
5. 6-9 times	0.6	0.6	0.3	0.5	0.5	0.3	0.4	0.8	0.6	0.3	1.8	0.2	0.6	0.2	1.3	5.3	
6. 10 or more	0.8	1.3	0.3	0.6	0.4	0.5	1.5	0.7	0.2	0.6	1.7	0.1	0.2	0.7	2.6	8.6	
<i>Item 1811 Subject A07a</i>	<i>N</i>	2171	999	1115	1466	199	391	567	784	429	1742	377	1032	486	227	352	43
E20B: Having 5 or more drinks in a row?																	
1. None	92.6	90.3	95.0	91.9	96.5	93.6	91.9	92.0	93.6	93.5	88.2	98.9	92.2	86.7	81.7	67.4	
2. Once	2.9	3.2	2.7	3.3	1.0	2.5	2.8	3.0	3.2	2.8	3.2	0.7	3.2	7.3	5.1	12.4	
3. Twice	2.1	2.9	1.1	2.2	1.2	2.5	1.9	2.4	1.3	1.8	3.5	0.1	2.1	3.2	6.4	6.3	
4. 3-5 times	1.4	2.2	0.7	1.7	-	0.7	2.4	0.9	1.7	1.1	2.8	0.1	1.3	2.0	4.6	4.9	
5. 6-9 times	0.6	0.7	0.3	0.7	0.5	0.5	0.5	1.0	-	0.4	1.6	0.1	0.9	0.7	1.2	3.3	
6. 10 or more	0.4	0.6	0.2	0.2	0.8	0.2	0.4	0.7	0.2	0.3	0.8	0.2	0.3	0.2	1.0	5.6	
<i>Item 1812 Subject A07a</i>	<i>N</i>	2163	994	1109	1465	194	387	567	782	427	1734	374	1028	481	227	353	43
E20C: Smoking marijuana?																	
1. None	88.0	85.5	90.6	85.9	94.1	85.8	87.8	87.9	90.4	89.7	80.8	100.0	84.3	82.4	65.0	55.9	
2. Once	4.2	3.7	4.6	5.1	1.5	4.5	4.2	3.4	5.2	3.7	5.5	-	7.0	7.2	10.0	7.4	
3. Twice	3.1	3.8	2.6	3.5	2.4	5.2	2.1	3.3	2.2	2.9	4.1	-	4.9	7.0	6.7	9.9	
4. 3-5 times	1.9	2.6	0.9	2.0	1.5	1.4	2.9	2.1	0.4	1.7	2.5	-	1.4	2.3	7.2	4.9	
5. 6-9 times	0.8	1.1	0.5	1.1	0.5	0.3	0.6	1.1	1.1	0.7	1.3	-	1.0	0.5	2.8	2.2	
6. 10 or more	2.1	3.3	0.8	2.4	-	2.8	2.4	2.2	0.7	1.3	5.7	-	1.3	0.6	8.2	19.7	
<i>Item 1813 Subject A07a</i>	<i>N</i>	2159	995	1107	1465	194	387	567	778	426	1733	374	1026	482	226	351	43

*=less than .05 percent. †=excludes respondents for whom question was inappropriate.

MONITORING THE FUTURE

QUESTIONNAIRE FORM 2 2005	TOTAL	SEX		RACE		REGION				COLLEGE PLANS?		ILLICIT DRUG USE: LIFETIME				
		M	F	White	Black	NE	NC	S	W	Yes	No	None	Mari- juana Only	Few Pills	More Pills	Any Her- oin
<i>N (Weighted No. of Cases):</i>	2585	1168	1274	1619	265	516	625	921	522	1939	455	1180	578	273	410	49
<i>% of Weighted Total:</i>	100.0	45.2	49.3	62.6	10.2	20.0	24.2	35.6	20.2	75.0	17.6	45.7	22.4	10.6	15.9	1.9
E20D: Using other illicit drugs?																
1. None	98.1	98.0	98.6	98.0	99.0	98.7	98.3	97.1	98.9	98.4	97.2	100.0	100.0	99.1	92.7	71.1
2. Once	0.6	0.4	0.6	0.6	-	0.1	0.3	1.2	0.3	0.6	0.5	-	-	0.4	2.7	3.0
3. Twice	0.6	0.6	0.5	0.7	0.5	0.2	0.6	0.9	0.2	0.4	1.2	-	-	0.4	1.6	11.8
4. 3-5 times	0.4	0.5	0.3	0.5	-	0.3	0.6	0.3	0.2	0.3	0.6	-	-	-	1.6	5.8
5. 6-9 times	0.2	0.2	-	0.1	0.5	0.3	0.1	0.1	0.3	0.2	-	-	-	-	0.7	3.5
6. 10 or more	0.2	0.3	*	0.1	-	0.4	0.1	0.3	-	0.1	0.5	-	-	-	0.7	4.8
<i>Item 1814 Subject A07a</i>	<i>N</i> 2154	991	1106	1461	194	387	563	778	427	1730	372	1026	480	227	348	41
E21: During the LAST TWO WEEKS, how many times (if any) have you been a passenger in a car . . .																
E21A: When the driver had been drinking?																
1. None	80.6	81.6	79.7	80.5	80.2	84.0	80.5	78.9	80.6	82.2	72.5	90.9	78.8	74.3	60.0	47.5
2. Once	10.7	8.4	12.8	10.7	11.0	10.4	9.1	11.5	11.5	10.4	11.7	5.7	13.9	11.1	20.4	12.8
3. Twice	4.5	4.7	4.4	4.7	4.3	3.4	4.8	5.2	3.9	4.6	4.9	1.9	3.2	9.5	9.6	18.2
4. 3-5 times	2.7	3.4	2.2	2.7	2.9	1.2	3.5	2.9	2.6	1.9	6.5	0.6	3.1	2.9	6.9	13.7
5. 6-9 times	0.6	0.9	0.3	0.7	0.6	0.2	0.5	0.7	1.0	0.3	2.3	0.2	1.0	0.6	1.4	1.0
6. 10 or more	0.9	1.0	0.7	0.6	1.0	0.8	1.5	0.7	0.4	0.7	2.0	0.7	-	1.5	1.6	6.8
<i>Item 1815 Subject A07a</i>	<i>N</i> 2165	995	1111	1462	202	387	563	787	427	1729	381	1028	485	224	353	43
E21B: When you think the driver had 5 or more drinks?																
1. None	89.5	88.5	90.5	89.4	91.7	91.9	86.7	89.5	91.1	91.2	81.5	96.5	92.1	86.7	72.3	51.0
2. Once	5.2	5.0	5.5	5.2	3.3	5.3	5.7	5.1	4.4	5.0	6.2	1.6	4.8	7.0	13.4	13.3
3. Twice	2.4	2.6	2.3	2.6	2.3	2.1	3.9	2.3	0.9	2.1	4.3	0.9	0.9	2.1	7.3	19.5
4. 3-5 times	1.7	2.2	1.1	1.6	1.3	0.5	2.1	1.6	2.2	1.1	3.8	0.4	1.4	1.8	4.5	7.3
5. 6-9 times	0.5	0.7	0.3	0.6	-	-	0.3	0.6	1.3	0.1	2.5	0.3	0.6	0.6	1.2	-
6. 10 or more	0.7	1.0	0.3	0.5	1.4	0.2	1.3	0.9	0.1	0.5	1.6	0.2	0.2	1.8	1.4	9.0
<i>Item 1816 Subject A07a</i>	<i>N</i> 2161	996	1109	1462	201	383	565	786	426	1731	378	1026	482	227	352	43
E21C: When the driver had been smoking marijuana?																
1. None	82.8	81.1	84.1	81.1	83.0	78.1	81.7	83.0	87.8	84.5	74.4	97.7	78.2	73.3	55.4	51.6
2. Once	6.9	5.8	8.1	7.3	7.6	8.4	8.5	5.7	5.7	6.4	9.5	1.1	10.6	13.2	14.9	2.2
3. Twice	4.3	5.8	3.2	5.1	5.1	6.3	4.9	3.9	2.5	4.6	3.1	0.9	6.2	5.6	10.7	8.2
4. 3-5 times	2.6	3.1	2.3	2.9	2.0	3.3	1.9	3.6	1.3	2.3	4.5	0.2	2.1	3.9	8.3	15.0
5. 6-9 times	0.9	1.0	0.9	1.3	-	1.3	1.0	0.6	1.1	0.6	2.7	-	0.9	1.6	3.2	2.9
6. 10 or more	2.4	3.2	1.5	2.3	2.3	2.6	2.0	3.1	1.5	1.6	5.9	0.1	2.0	2.5	7.5	20.1
<i>Item 1817 Subject A07a</i>	<i>N</i> 2162	995	1111	1462	201	384	565	786	426	1731	380	1027	482	226	353	43
E21D: When the driver had been using other illicit drugs?																
1. None	95.9	95.1	96.7	96.0	96.1	96.7	94.8	95.6	97.0	96.9	91.6	99.7	98.4	94.6	86.5	61.1
2. Once	1.6	1.4	1.8	1.6	2.3	1.4	1.8	1.8	1.1	1.3	2.7	0.2	1.2	3.3	3.7	12.6
3. Twice	1.1	1.3	0.9	1.2	0.3	0.7	1.6	1.1	0.8	1.0	1.3	0.1	0.1	-	5.1	8.4
4. 3-5 times	0.6	0.8	0.5	0.5	0.5	0.5	0.5	0.7	0.6	0.4	1.9	-	0.2	1.0	1.9	6.1
5. 6-9 times	0.2	0.4	-	0.3	-	0.3	-	-	0.6	-	1.0	-	-	-	0.7	2.9
6. 10 or more	0.7	1.1	0.1	0.5	0.9	0.3	1.2	0.8	-	0.4	1.6	0.1	-	1.0	2.1	8.9
<i>Item 1818 Subject A07a</i>	<i>N</i> 2157	992	1109	1461	199	384	562	783	427	1727	378	1025	480	225	353	43
E22: How often do you . . .																
E22A: Eat breakfast?																
1. Never	10.1	11.8	8.5	9.1	10.8	10.7	11.5	10.1	7.7	8.3	16.9	7.0	9.3	15.9	14.7	25.9
2. Seldom	24.4	24.1	25.2	24.1	24.5	26.8	25.3	22.6	24.6	23.9	25.7	21.0	27.9	25.5	28.8	30.7
3. Sometimes	20.7	20.1	21.6	18.9	31.7	20.1	16.0	24.8	20.0	20.1	24.8	20.2	22.3	21.7	20.2	15.3
4. Most days	12.8	13.0	12.0	13.4	10.7	12.1	13.1	12.9	12.6	13.5	9.9	13.6	13.1	9.7	12.7	7.9
5. Nearly every day	10.9	10.0	11.7	11.3	9.4	9.0	11.9	9.8	13.4	12.1	6.1	13.0	9.3	8.0	9.4	3.8
6. Every day	21.0	20.9	20.9	23.3	12.9	21.3	22.2	19.7	21.7	22.2	16.6	25.2	18.0	19.3	14.2	16.5
<i>Item 20740 Subject T02</i>	<i>N</i> 2182	997	1129	1467	208	393	567	795	427	1738	387	1041	487	226	354	42

* = less than .05 percent.

DESCRIPTIVE RESULTS: 2005

135

QUESTIONNAIRE FORM 2 2005	TOTAL	SEX		RACE		REGION				COLLEGE PLANS?		ILLICIT DRUG USE: LIFETIME					
		M	F	White	Black	NE	NC	S	W	Yes	No	None	Mari- juana Only	Few Pills	More Pills	Any Her- oin	
<i>N (Weighted No. of Cases):</i>	2585	1168	1274	1619	265	516	625	921	522	1939	455	1180	578	273	410	49	
<i>% of Weighted Total:</i>	100.0	45.2	49.3	62.6	10.2	20.0	24.2	35.6	20.2	75.0	17.6	45.7	22.4	10.6	15.9	1.9	
E22B: Eat at least some green vegetables?																	
1. Never	5.7	6.4	5.1	4.2	12.1	5.7	5.5	7.2	3.4	4.9	8.6	5.0	4.7	5.1	8.7	16.3	
2. Seldom	11.8	13.2	10.9	10.1	15.9	11.1	9.9	13.1	12.7	10.5	18.5	9.1	13.2	15.1	14.3	19.5	
3. Sometimes	25.0	25.4	24.8	24.0	25.1	22.7	25.4	25.5	25.4	23.7	30.3	25.9	22.7	23.9	26.4	18.6	
4. Most days	25.0	23.3	26.1	25.2	28.9	25.4	25.4	23.7	26.4	25.7	22.1	24.7	26.6	31.3	21.4	11.3	
5. Nearly every day	16.8	15.6	17.6	19.4	9.7	19.1	19.0	14.3	16.2	18.3	10.4	19.0	16.4	12.4	13.7	17.9	
6. Every day	15.7	16.0	15.5	17.0	8.3	16.0	14.8	16.1	15.9	17.0	10.1	16.4	16.4	12.2	15.4	16.4	
<i>Item 20750 Subject T02</i>	<i>N</i>	<i>2174</i>	<i>997</i>	<i>1122</i>	<i>1466</i>	<i>206</i>	<i>388</i>	<i>568</i>	<i>792</i>	<i>427</i>	<i>1735</i>	<i>385</i>	<i>1034</i>	<i>483</i>	<i>226</i>	<i>355</i>	<i>42</i>
E22C: Eat at least some fruit?																	
1. Never	3.0	4.0	1.9	1.8	6.5	3.1	1.9	4.5	1.8	2.1	6.3	3.4	1.9	2.5	2.6	9.7	
2. Seldom	8.1	8.3	7.9	7.3	7.6	8.9	6.9	8.1	8.9	7.4	11.5	4.3	9.1	14.4	13.3	14.4	
3. Sometimes	25.6	27.6	24.2	24.6	29.4	20.4	24.4	29.9	23.8	23.6	34.0	24.7	24.7	20.9	31.8	25.8	
4. Most days	25.6	25.1	25.5	24.9	29.1	29.4	24.7	25.2	24.0	26.0	23.2	26.2	28.3	26.5	20.6	13.4	
5. Nearly every day	18.1	15.7	20.5	19.8	14.3	18.3	21.1	14.2	21.5	19.2	13.3	20.7	15.9	19.7	13.5	15.7	
6. Every day	19.6	19.2	20.0	21.6	13.1	20.0	21.0	18.2	20.1	21.6	11.8	20.7	20.1	16.0	18.2	21.0	
<i>Item 20760 Subject T02</i>	<i>N</i>	<i>2179</i>	<i>998</i>	<i>1126</i>	<i>1466</i>	<i>206</i>	<i>391</i>	<i>566</i>	<i>794</i>	<i>428</i>	<i>1741</i>	<i>383</i>	<i>1036</i>	<i>484</i>	<i>227</i>	<i>355</i>	<i>43</i>
E22D: Exercise vigorously (jogging, swimming, calisthenics, or any other active sports)?																	
1. Never	7.0	6.2	7.7	4.7	12.6	5.8	5.1	9.4	6.0	5.8	11.5	6.4	5.9	10.5	7.5	12.2	
2. Seldom	17.6	14.5	20.3	17.3	16.8	12.8	18.6	19.5	17.1	16.0	25.2	17.0	16.7	17.1	19.6	23.9	
3. Sometimes	23.6	20.8	26.2	23.1	22.9	23.3	21.7	25.4	23.0	23.6	24.1	25.4	19.5	19.7	27.1	20.5	
4. Most days	16.9	17.5	16.5	18.0	16.2	21.7	17.6	13.9	16.9	17.4	14.7	15.2	21.9	13.1	16.7	14.0	
5. Nearly every day	15.4	16.6	14.3	16.4	14.6	15.9	17.5	12.9	16.9	16.7	11.1	14.6	17.0	18.9	15.0	7.2	
6. Every day	19.6	24.5	15.1	20.5	16.9	20.5	19.5	18.8	20.2	20.6	13.3	21.4	19.0	20.7	14.2	22.2	
<i>Item 20770 Subject T02</i>	<i>N</i>	<i>2154</i>	<i>985</i>	<i>1115</i>	<i>1459</i>	<i>201</i>	<i>386</i>	<i>562</i>	<i>786</i>	<i>421</i>	<i>1721</i>	<i>380</i>	<i>1024</i>	<i>484</i>	<i>222</i>	<i>350</i>	<i>43</i>
E22E: Get at least seven hours of sleep?																	
1. Never	5.8	7.0	4.6	4.7	7.6	5.8	6.0	6.3	4.6	4.9	8.6	4.6	5.7	5.4	8.6	20.4	
2. Seldom	20.2	19.8	21.1	19.5	17.4	18.5	20.5	21.1	19.7	20.0	21.9	17.0	18.0	27.8	27.8	24.0	
3. Sometimes	25.1	22.0	27.7	25.0	25.3	25.7	26.4	24.3	24.3	25.4	23.5	27.9	21.1	24.0	22.4	30.7	
4. Most days	22.5	20.7	23.8	23.9	19.7	26.3	21.8	22.6	19.8	22.6	21.6	20.7	26.8	26.3	20.3	8.0	
5. Nearly every day	14.4	16.1	13.2	15.3	14.3	11.7	14.9	13.6	17.5	15.9	8.7	16.7	14.0	7.7	13.7	4.8	
6. Every day	12.0	14.4	9.5	11.5	15.7	12.0	10.3	12.1	14.1	11.3	15.6	13.1	14.4	8.9	7.2	12.2	
<i>Item 20780 Subject T02</i>	<i>N</i>	<i>2177</i>	<i>999</i>	<i>1124</i>	<i>1466</i>	<i>205</i>	<i>389</i>	<i>568</i>	<i>793</i>	<i>427</i>	<i>1741</i>	<i>382</i>	<i>1038</i>	<i>485</i>	<i>227</i>	<i>354</i>	<i>42</i>
E22F: Get less sleep than you think you should?																	
1. Never	7.5	9.4	5.4	5.4	14.2	6.1	6.8	8.0	8.6	5.8	14.0	8.3	7.2	4.5	5.5	16.5	
2. Seldom	12.6	10.9	13.8	11.3	16.8	13.3	9.5	14.0	13.6	12.3	14.2	11.6	15.5	9.2	12.2	18.5	
3. Sometimes	22.5	22.9	22.1	23.3	19.3	21.2	23.3	21.9	23.7	22.4	23.1	24.1	23.2	18.1	20.2	14.1	
4. Most days	19.1	19.8	19.0	19.7	14.6	19.3	19.1	20.4	16.7	19.9	15.8	22.2	16.8	20.4	14.9	3.2	
5. Nearly every day	18.2	15.1	20.8	19.5	15.3	19.0	20.7	15.8	18.5	19.9	11.6	16.5	18.1	22.1	23.4	5.8	
6. Every day	20.1	21.9	18.9	20.8	19.8	21.2	20.6	19.9	18.9	19.7	21.3	17.5	19.1	25.7	23.9	42.0	
<i>Item 20790 Subject T02</i>	<i>N</i>	<i>2174</i>	<i>997</i>	<i>1122</i>	<i>1462</i>	<i>206</i>	<i>389</i>	<i>566</i>	<i>791</i>	<i>428</i>	<i>1737</i>	<i>383</i>	<i>1038</i>	<i>482</i>	<i>227</i>	<i>351</i>	<i>42</i>

QUESTIONNAIRE FORM 3 2005	TOTAL	SEX		RACE		REGION				COLLEGE PLANS?		ILLICIT DRUG USE: LIFETIME				
		M	F	White	Black	NE	NC	S	W	Yes	No	None	Mari- juana Only	Few Pills	More Pills	Any Her- oin
<i>N (Weighted No. of Cases):</i>	2540	1189	1182	1638	257	514	619	896	511	1866	466	1190	598	243	389	27
<i>% of Weighted Total:</i>	100.0	46.8	46.5	64.5	10.1	20.2	24.4	35.3	20.1	73.5	18.3	46.9	23.5	9.6	15.3	1.1
A01: Taking all things together, how would you say things are these days—would you say you're very happy, pretty happy, or not too happy these days?																
3. Very happy	23.6	25.3	22.2	25.3	18.2	19.0	28.2	25.3	19.6	26.0	15.0	28.1	21.3	19.9	17.5	12.0
2. Pretty happy	62.8	61.0	64.4	63.3	62.5	66.9	60.2	63.0	61.3	62.1	64.7	61.8	65.2	64.2	61.9	48.3
1. Not too happy	13.6	13.8	13.4	11.4	19.2	14.0	11.6	11.7	19.1	11.9	20.3	10.2	13.5	15.9	20.7	39.8
<i>Item 1190 Subject P01, Q01</i>	<i>N</i> 2503	1178	1177	1634	254	511	608	880	505	1855	462	1181	595	243	384	27
A02: Some people think a lot about the social problems of the nation and the world and about how they might be solved. Others spend little time thinking about these issues. How much do you think about such things?																
1. Never	4.3	5.4	2.7	4.4	3.5	5.4	4.3	3.5	4.7	3.4	7.2	3.5	4.3	3.7	5.5	23.8
2. Seldom	18.2	21.1	15.7	19.6	15.1	21.4	20.5	15.9	16.3	16.6	24.7	17.6	19.5	15.3	20.9	11.0
3. Sometimes	52.3	51.2	53.7	51.1	56.2	51.6	50.6	54.5	51.3	52.1	48.6	53.5	54.7	54.9	44.6	37.8
4. Quite often	20.9	18.6	23.0	20.4	21.8	17.5	21.2	21.7	22.4	23.0	16.7	21.8	18.0	21.3	21.8	21.8
5. A great deal	4.3	3.8	4.9	4.6	3.4	4.2	3.4	4.5	5.2	4.9	2.8	3.6	3.4	4.8	7.2	5.6
<i>Item 6880 Subject J, Q08</i>	<i>N</i> 2503	1179	1174	1634	253	510	609	880	504	1853	462	1180	595	241	384	27
A03: The next questions ask your opinions about a number of different topics. How much do you agree or disagree with each statement below?																
A03A: Men and women should be paid the same money if they do the same work																
1. Disagree	2.7	3.3	1.3	2.0	3.3	1.4	3.1	2.9	3.2	1.7	4.3	1.9	2.8	1.8	2.0	23.3
2. Mostly disagree	2.2	3.4	0.8	2.1	2.6	2.4	3.1	1.7	1.7	1.8	2.9	1.1	2.8	1.4	3.0	8.9
3. Neither	2.7	4.6	0.8	2.9	2.1	2.4	2.8	2.7	2.8	2.4	3.2	2.1	2.5	3.1	3.8	9.7
4. Mostly agree	12.4	17.7	6.5	13.3	12.5	13.4	12.2	12.6	11.2	10.9	16.7	11.5	12.0	12.2	14.8	6.6
5. Agree	80.0	71.0	90.6	79.7	79.6	80.3	78.8	80.1	81.1	83.3	72.9	83.5	80.0	81.6	76.4	51.4
<i>Item 7930 Subject D06</i>	<i>N</i> 2525	1187	1182	1637	257	512	613	890	509	1866	466	1189	598	243	386	27
A03B: Women should be considered as seriously as men for jobs as executives or politicians																
1. Disagree	2.9	4.9	0.6	2.9	1.6	1.9	3.8	2.9	2.6	2.5	3.3	1.7	4.0	2.7	2.8	23.5
2. Mostly disagree	3.3	5.9	0.3	3.6	2.1	3.2	3.4	3.4	3.0	2.1	6.4	2.4	3.1	3.6	4.8	13.4
3. Neither	5.7	9.3	1.7	5.6	5.4	4.0	6.0	7.5	4.0	4.8	9.2	4.4	5.7	5.1	8.0	8.3
4. Mostly agree	16.4	21.6	10.7	17.3	14.3	18.1	14.1	17.0	16.2	15.4	18.4	17.1	15.9	17.4	13.4	12.3
5. Agree	71.7	58.3	86.7	70.5	76.6	72.7	72.6	69.2	74.2	75.2	62.7	74.3	71.4	71.2	71.0	42.5
<i>Item 7940 Subject D06, H02</i>	<i>N</i> 2521	1187	1181	1637	256	511	613	889	509	1865	465	1189	598	243	386	27
A03C: A woman should have exactly the same job opportunities as a man																
1. Disagree	3.3	5.7	0.7	3.4	3.6	2.3	4.7	3.2	3.0	2.4	5.8	2.6	4.2	2.7	2.1	21.4
2. Mostly disagree	4.2	6.3	1.6	4.4	3.7	3.2	5.1	4.8	3.3	3.4	6.6	3.1	4.4	3.4	5.7	11.4
3. Neither	5.5	8.5	2.5	6.3	2.7	5.1	6.5	5.2	5.0	5.0	7.1	5.0	5.3	5.7	6.5	6.3
4. Mostly agree	21.8	26.7	16.8	23.1	18.3	21.4	22.8	19.9	24.3	20.7	25.7	21.4	21.0	26.6	22.4	20.9
5. Agree	65.2	52.8	78.4	62.8	71.7	68.1	60.9	66.9	64.4	68.4	54.8	67.9	65.0	61.6	63.3	39.9
<i>Item 7950 Subject D06</i>	<i>N</i> 2498	1178	1172	1626	254	504	610	885	499	1852	462	1174	595	243	383	27
A03D: A woman should have exactly the same educational opportunities as a man																
1. Disagree	1.2	1.7	0.6	1.0	1.7	0.7	2.3	1.3	0.5	1.0	1.2	0.8	1.2	1.1	0.4	15.9
2. Mostly disagree	0.8	1.1	0.2	0.7	0.8	0.6	1.0	0.7	0.7	0.4	0.7	0.2	0.7	1.0	1.3	6.2
3. Neither	1.3	1.9	0.4	1.3	1.1	1.7	1.4	0.8	1.4	0.9	2.1	1.1	0.7	1.7	1.9	4.6
4. Mostly agree	8.6	11.8	4.2	8.3	10.4	9.5	7.2	8.8	9.0	5.9	17.5	7.3	9.5	8.4	8.8	8.1
5. Agree	88.1	83.5	94.5	88.8	85.9	87.5	88.1	88.4	88.4	91.7	78.6	90.6	87.9	87.8	87.6	65.3
<i>Item 7960 Subject D06</i>	<i>N</i> 2498	1177	1171	1620	255	507	606	883	501	1848	463	1181	587	243	383	27

DESCRIPTIVE RESULTS: 2005

137

QUESTIONNAIRE FORM 3 2005	TOTAL	SEX		RACE		REGION				COLLEGE PLANS?		ILLICIT DRUG USE: LIFETIME				
		M	F	White	Black	NE	NC	S	W	Yes	No	None	Mari- juana Only	Few Pills	More Pills	Any Her- oin
<i>N (Weighted No. of Cases):</i>	2540	1189	1182	1638	257	514	619	896	511	1866	466	1190	598	243	389	27
<i>% of Weighted Total:</i>	100.0	46.8	46.5	64.5	10.1	20.2	24.4	35.3	20.1	73.5	18.3	46.9	23.5	9.6	15.3	1.1
A03E: It is usually better for everyone involved if the man is the achiever outside the home and the woman takes care of the home and family																
1. Disagree	28.5	17.0	40.7	26.8	37.7	36.5	25.0	27.1	27.1	30.1	22.9	28.3	27.6	30.7	28.5	29.1
2. Mostly disagree	19.3	15.8	22.4	20.8	18.5	18.9	20.8	17.7	20.9	20.6	15.3	20.6	18.7	21.9	15.2	27.5
3. Neither	22.6	27.0	18.2	23.2	17.3	20.4	22.8	22.9	23.9	21.3	28.0	23.6	23.9	21.0	21.5	5.4
4. Mostly agree	18.4	23.0	13.9	18.7	12.8	17.0	17.9	19.6	18.3	17.7	20.3	16.1	19.3	19.8	21.6	23.5
5. Agree	11.2	17.2	4.8	10.5	13.7	7.2	13.5	12.6	9.9	10.4	13.4	11.4	10.4	6.5	13.2	14.6
<i>Item 7970 Subject D05</i>	<i>N</i> 2509	1180	1177	1630	254	508	610	883	509	1857	464	1181	595	242	386	27
A03F: A preschool child is likely to suffer if the mother works																
1. Disagree	27.9	21.0	34.7	25.9	47.0	25.6	30.2	30.0	23.6	27.5	27.8	26.4	30.8	26.2	26.0	47.1
2. Mostly disagree	20.7	18.6	22.8	21.6	19.4	23.3	19.0	21.0	19.6	22.0	16.8	20.3	20.4	22.6	21.8	14.6
3. Neither	24.5	26.4	22.4	25.5	16.5	26.9	23.9	23.2	25.0	24.4	24.7	24.6	25.5	23.6	24.0	14.0
4. Mostly agree	17.7	21.9	14.3	18.7	10.2	15.9	17.3	17.4	20.4	17.3	19.3	18.0	16.0	21.0	18.9	12.0
5. Agree	9.3	12.1	5.7	8.2	6.9	8.2	9.7	8.4	11.4	8.8	11.4	10.7	7.2	6.6	9.1	12.4
<i>Item 7980 Subject D05</i>	<i>N</i> 2498	1173	1174	1626	257	507	603	883	504	1853	461	1176	594	241	383	27
A03G: A working mother can establish just as warm and secure a relationship with her children as a mother who does not work																
1. Disagree	7.5	11.0	3.4	7.5	6.4	4.8	7.9	7.8	9.4	6.8	8.6	6.6	9.7	7.7	5.6	22.1
2. Mostly disagree	14.0	18.7	9.9	14.4	9.0	14.2	16.7	12.0	14.1	13.2	15.6	13.4	13.9	18.0	14.0	17.3
3. Neither	11.7	14.3	8.6	12.6	8.2	13.8	9.2	11.7	12.6	11.6	13.1	12.8	11.4	6.5	12.0	8.0
4. Mostly agree	28.7	28.9	29.5	29.9	22.8	27.8	28.5	28.0	31.1	29.4	26.6	27.9	29.2	34.8	26.9	26.5
5. Agree	38.0	27.2	48.6	35.7	53.5	39.4	37.7	40.4	32.8	38.9	36.1	39.3	35.8	33.0	41.5	26.1
<i>Item 7990 Subject D05</i>	<i>N</i> 2515	1184	1181	1633	257	508	610	888	508	1863	464	1187	595	243	386	27
A04: The next questions are about pollution and the environment. How much do you agree or disagree with each statement below?																
A04A: Pollution of most types has increased in the U.S. in the last ten years																
1. Disagree	2.5	3.6	1.3	2.5	2.3	2.8	2.3	2.3	2.8	1.4	5.7	2.3	3.6	0.3	1.7	7.5
2. Mostly disagree	3.8	5.1	1.7	4.0	3.2	3.9	3.2	4.5	3.2	3.3	4.1	3.8	3.0	3.3	3.3	4.0
3. Neither	14.4	14.2	14.0	14.2	14.4	13.1	16.3	14.5	13.3	13.8	15.4	15.1	13.4	16.2	11.3	17.1
4. Mostly agree	31.3	30.2	33.1	32.2	32.0	34.6	34.2	27.9	30.5	32.0	29.8	32.2	31.2	34.4	28.6	18.2
5. Agree	48.0	47.0	50.0	47.2	48.1	45.6	44.0	50.8	50.2	49.5	45.1	46.7	48.8	45.8	55.1	53.1
<i>Item 8000 Subject F04</i>	<i>N</i> 2511	1182	1177	1630	253	505	610	888	508	1858	461	1185	593	243	385	25
A04B: Government should take steps to deal with our environmental problems, even if it means that most of us pay higher prices or taxes																
1. Disagree	9.3	10.2	8.1	8.7	17.9	8.0	8.6	10.6	9.0	7.5	15.0	7.8	11.2	6.3	11.1	28.2
2. Mostly disagree	12.3	11.9	12.1	11.4	16.1	12.5	12.7	12.8	10.7	11.0	16.7	11.3	11.9	16.6	11.8	12.9
3. Neither	23.8	21.9	25.3	23.9	20.7	20.9	24.8	25.7	22.1	23.9	22.8	24.2	22.3	25.0	23.2	11.8
4. Mostly agree	34.2	34.3	35.5	35.6	26.1	37.3	34.4	32.1	34.3	36.0	28.2	35.1	35.7	33.4	32.7	26.2
5. Agree	20.5	21.7	19.0	20.3	19.2	21.3	19.5	18.7	23.9	21.5	17.3	21.6	18.9	18.6	21.2	20.9
<i>Item 8010 Subject F04, H02</i>	<i>N</i> 2512	1184	1175	1633	251	507	610	886	508	1860	461	1185	594	243	385	26
A04C: I would prefer to pay more money for things that will last a long time, rather than have them cost less and break sooner																
1. Disagree	1.8	2.4	1.1	1.7	2.2	2.0	2.0	1.7	1.6	1.3	2.8	1.9	1.6	2.1	0.8	11.0
2. Mostly disagree	2.3	1.5	2.4	1.7	3.9	2.6	1.3	2.8	2.3	2.1	2.6	2.3	1.8	1.3	1.9	-
3. Neither	9.3	10.8	7.6	9.5	8.8	9.6	9.1	9.9	8.4	8.3	11.7	9.4	7.7	11.6	9.4	14.0
4. Mostly agree	29.9	25.9	33.2	30.6	25.4	31.4	33.7	27.7	27.5	30.2	27.6	29.6	28.4	34.2	30.0	13.3
5. Agree	56.7	59.4	55.8	56.5	59.8	54.4	53.9	57.9	60.3	58.1	55.2	56.8	60.5	50.7	57.8	61.7
<i>Item 8020 Subject F01</i>	<i>N</i> 2506	1180	1175	1626	255	507	609	886	505	1859	461	1185	592	241	384	26

QUESTIONNAIRE FORM 3 2005	TOTAL	SEX		RACE		REGION				COLLEGE PLANS?		ILLICIT DRUG USE: LIFETIME				
		M	F	White	Black	NE	NC	S	W	Yes	No	None	Mari- juana Only	Few Pills	More Pills	Any Her- oin
<i>N (Weighted No. of Cases):</i>	2540	1189	1182	1638	257	514	619	896	511	1866	466	1190	598	243	389	27
<i>% of Weighted Total:</i>	100.0	46.8	46.5	64.5	10.1	20.2	24.4	35.3	20.1	73.5	18.3	46.9	23.5	9.6	15.3	1.1
A04D: I would probably be willing to use a bicycle or mass transit (if available) rather than a car to get to work																
1. Disagree	36.3	37.3	34.9	33.5	47.7	36.7	29.8	41.5	34.4	33.8	42.9	31.6	39.8	36.6	42.8	58.4
2. Mostly disagree	22.4	20.0	25.0	23.1	22.3	24.5	23.2	22.2	19.9	22.8	22.4	21.4	24.3	29.5	18.5	22.0
3. Neither	14.2	14.2	13.7	13.8	12.6	14.7	14.5	12.7	16.1	13.9	13.8	17.0	11.9	8.5	12.5	10.4
4. Mostly agree	15.5	15.7	15.8	17.0	10.4	13.5	18.0	13.4	18.3	16.9	12.6	17.1	13.6	17.2	14.2	6.0
5. Agree	11.5	12.8	10.6	12.6	7.1	10.5	14.6	10.2	11.3	12.5	8.3	12.9	10.4	8.2	12.0	3.1
<i>Item 8030 Subject F07</i>	<i>N 2505</i>	<i>1177</i>	<i>1177</i>	<i>1631</i>	<i>251</i>	<i>505</i>	<i>607</i>	<i>888</i>	<i>505</i>	<i>1858</i>	<i>460</i>	<i>1182</i>	<i>593</i>	<i>243</i>	<i>385</i>	<i>26</i>
A04E: I would be willing to eat less meat and more grains and vegetables, if it would help provide food for starving people																
1. Disagree	12.9	19.4	5.6	14.7	13.2	14.5	13.5	11.6	12.8	10.9	20.5	10.8	13.4	16.4	14.9	37.1
2. Mostly disagree	10.9	14.5	7.1	11.6	6.3	12.9	11.4	11.0	8.2	10.9	10.3	11.1	9.6	7.1	14.1	13.6
3. Neither	18.0	20.8	14.4	17.8	14.6	20.6	19.6	16.0	16.9	17.3	19.6	18.4	17.8	17.1	16.1	15.1
4. Mostly agree	28.0	25.7	31.6	28.3	29.2	25.1	25.0	31.3	28.7	29.2	23.9	29.0	29.9	26.5	24.5	26.1
5. Agree	30.2	19.6	41.3	27.6	36.7	26.9	30.4	30.2	33.4	31.7	25.6	30.7	29.1	32.9	30.5	8.0
<i>Item 8040 Subject F03, O03</i>	<i>N 2495</i>	<i>1178</i>	<i>1169</i>	<i>1626</i>	<i>252</i>	<i>502</i>	<i>604</i>	<i>882</i>	<i>507</i>	<i>1854</i>	<i>455</i>	<i>1179</i>	<i>590</i>	<i>242</i>	<i>383</i>	<i>25</i>
A05: In the following list you will find some statements about leisure time and work. Please show whether you agree or disagree with each statement.																
A05A: I like the kind of work you can forget about after the work day is over																
1. Disagree	12.0	12.2	11.5	11.1	17.7	10.7	13.6	11.6	11.9	11.5	12.3	13.7	9.4	11.1	9.2	17.9
2. Mostly disagree	14.5	12.0	17.1	15.2	12.6	14.2	17.5	12.6	14.5	15.8	8.7	16.5	11.8	16.6	11.7	11.1
3. Neither	20.7	20.8	21.1	21.6	16.1	22.0	22.2	18.0	22.5	20.3	20.4	21.8	19.7	21.9	18.3	9.5
4. Mostly agree	24.7	23.7	25.4	24.9	23.7	26.4	24.4	24.7	23.4	25.1	27.0	24.7	27.1	27.1	22.1	26.9
5. Agree	28.1	31.3	24.8	27.2	29.9	26.7	22.2	33.1	27.8	27.4	31.6	23.4	32.0	23.3	38.7	34.6
<i>Item 8050 Subject C04</i>	<i>N 2501</i>	<i>1180</i>	<i>1176</i>	<i>1631</i>	<i>254</i>	<i>503</i>	<i>606</i>	<i>887</i>	<i>504</i>	<i>1855</i>	<i>462</i>	<i>1181</i>	<i>595</i>	<i>242</i>	<i>383</i>	<i>26</i>
A05B: To me, work is nothing more than making a living																
1. Disagree	24.3	21.6	27.8	25.5	21.9	24.6	28.4	21.4	24.1	26.2	16.3	27.5	21.2	23.2	20.6	22.0
2. Mostly disagree	26.4	20.7	33.0	29.6	16.6	28.7	28.9	23.6	26.1	28.2	20.7	27.5	26.0	30.0	23.7	18.8
3. Neither	16.2	18.0	14.1	16.5	11.3	15.4	15.4	16.7	17.1	16.6	15.0	15.9	16.9	13.6	18.4	20.9
4. Mostly agree	19.4	23.2	14.9	17.5	23.0	19.0	15.2	20.9	22.1	18.0	25.9	18.4	19.9	22.2	18.7	22.4
5. Agree	13.7	16.6	10.2	10.9	27.2	12.2	12.1	17.4	10.6	11.0	22.1	10.7	15.9	11.1	18.6	15.9
<i>Item 8060 Subject C06</i>	<i>N 2511</i>	<i>1181</i>	<i>1180</i>	<i>1631</i>	<i>256</i>	<i>506</i>	<i>607</i>	<i>891</i>	<i>507</i>	<i>1861</i>	<i>461</i>	<i>1186</i>	<i>595</i>	<i>242</i>	<i>384</i>	<i>26</i>
A05C: I expect my work to be a very central part of my life																
1. Disagree	4.3	5.4	3.7	4.4	6.9	3.6	4.2	5.3	3.5	4.0	6.9	4.1	4.7	1.4	5.4	19.8
2. Mostly disagree	11.7	11.4	12.0	12.0	8.0	13.4	11.0	10.8	12.4	11.5	11.5	11.8	10.7	11.9	13.1	7.5
3. Neither	21.2	21.4	20.5	21.7	13.5	22.5	22.1	19.3	22.1	21.4	20.6	20.2	19.5	24.2	25.6	16.4
4. Mostly agree	40.9	38.4	43.9	42.7	40.7	40.4	42.3	41.3	39.1	41.6	39.5	41.0	43.5	45.1	33.7	33.4
5. Agree	21.8	23.5	19.9	19.3	30.8	20.0	20.4	23.3	22.8	21.5	21.5	22.8	21.6	17.3	22.2	22.8
<i>Item 8070 Subject C06</i>	<i>N 2497</i>	<i>1177</i>	<i>1173</i>	<i>1626</i>	<i>251</i>	<i>501</i>	<i>605</i>	<i>883</i>	<i>508</i>	<i>1851</i>	<i>461</i>	<i>1179</i>	<i>593</i>	<i>242</i>	<i>384</i>	<i>26</i>
A05D: I want to do my best in my job, even if this sometimes means working overtime																
1. Disagree	1.9	2.2	1.5	1.7	2.6	1.4	1.9	2.1	2.1	1.5	3.3	1.6	1.8	0.3	3.0	16.3
2. Mostly disagree	3.9	3.5	4.4	3.7	3.9	4.7	3.8	3.2	4.3	3.6	5.2	4.0	3.8	4.2	3.0	8.4
3. Neither	11.0	13.2	8.7	10.9	7.2	10.1	12.2	10.1	12.1	10.0	11.8	9.8	11.1	9.2	13.9	16.8
4. Mostly agree	37.6	36.4	38.8	39.5	30.0	41.6	39.3	36.8	33.1	40.2	28.8	39.0	37.0	41.8	33.9	13.0
5. Agree	45.6	44.8	46.6	44.3	56.2	42.2	42.8	47.8	48.3	44.7	50.9	45.6	46.3	44.4	46.2	45.5
<i>Item 8080 Subject C06</i>	<i>N 2508</i>	<i>1181</i>	<i>1177</i>	<i>1630</i>	<i>256</i>	<i>506</i>	<i>605</i>	<i>888</i>	<i>508</i>	<i>1859</i>	<i>461</i>	<i>1185</i>	<i>595</i>	<i>242</i>	<i>384</i>	<i>26</i>

QUESTIONNAIRE FORM 3 2005	TOTAL	SEX		RACE		REGION				COLLEGE PLANS?		ILLICIT DRUG USE: LIFETIME				
		M	F	White	Black	NE	NC	S	W	Yes	No	None	Mari- juana Only	Few Pills	More Pills	Any Her- oin
<i>N (Weighted No. of Cases):</i>	2540	1189	1182	1638	257	514	619	896	511	1866	466	1190	598	243	389	27
<i>% of Weighted Total:</i>	100.0	46.8	46.5	64.5	10.1	20.2	24.4	35.3	20.1	73.5	18.3	46.9	23.5	9.6	15.3	1.1
A05E: I would like to stay in the same job for most of my adult life																
1. Disagree	10.6	11.0	9.6	7.5	17.5	10.1	8.2	11.0	13.3	8.7	15.8	9.4	11.0	10.1	11.9	23.6
2. Mostly disagree	10.3	12.1	8.6	8.3	15.6	11.0	8.5	10.5	11.3	10.4	10.0	9.2	11.9	13.0	9.4	6.7
3. Neither	17.2	16.9	17.4	16.6	13.8	14.4	20.1	14.7	20.9	18.1	13.3	18.8	14.9	16.5	16.0	20.5
4. Mostly agree	31.4	29.7	32.8	33.3	24.7	34.6	33.4	28.5	31.3	31.8	30.2	32.4	32.7	28.7	28.8	30.9
5. Agree	30.5	30.2	31.6	34.3	28.5	29.9	29.9	35.3	23.2	31.0	30.6	30.1	29.5	31.6	33.8	18.3
<i>Item 8090 Subject C03</i>	<i>N 2504</i>	<i>1178</i>	<i>1179</i>	<i>1629</i>	<i>256</i>	<i>504</i>	<i>606</i>	<i>886</i>	<i>508</i>	<i>1859</i>	<i>461</i>	<i>1185</i>	<i>594</i>	<i>242</i>	<i>384</i>	<i>26</i>
A06: If you were to get enough money to live as comfortably as you'd like for the rest of your life, would you want to work?																
1. I would want to work	70.0	63.5	75.9	68.8	70.5	65.0	69.7	72.5	71.1	70.7	68.2	72.7	69.4	69.9	61.8	68.2
2. I would not want to work	30.0	36.5	24.1	31.2	29.5	35.0	30.3	27.5	28.9	29.3	31.8	27.3	30.6	30.1	38.2	31.8
<i>Item 8100 Subject C06</i>	<i>N 2414</i>	<i>1135</i>	<i>1148</i>	<i>1593</i>	<i>241</i>	<i>489</i>	<i>588</i>	<i>853</i>	<i>483</i>	<i>1815</i>	<i>439</i>	<i>1143</i>	<i>574</i>	<i>235</i>	<i>374</i>	<i>25</i>
The next questions are about living or working with people of different races. Please rate each of the statements below using the following terms:																
Not at all acceptable: I'd avoid this if I possibly could.																
Somewhat acceptable: I could live with this, but not be happy about it.																
Acceptable: This would be O.K., or I'd be neutral about this.																
Desirable: I'd really like this.																
A07: How would you feel about . . .																
A07A: Having close personal friends of another race?																
1. Not at all acceptable	1.4	2.6	0.2	1.9	0.7	1.5	2.4	1.1	0.9	0.8	3.7	1.0	1.6	0.9	2.0	14.2
2. Somewhat acceptable	4.3	5.0	2.7	4.7	2.2	5.0	4.7	4.6	2.6	3.0	7.2	3.1	4.4	5.3	4.7	8.9
3. Acceptable	49.6	55.8	43.2	51.8	50.1	55.7	48.3	51.6	41.3	47.8	54.1	49.6	49.5	43.9	52.3	50.0
4. Desirable	44.7	36.6	53.9	41.5	47.0	37.8	44.6	42.7	55.1	48.3	34.9	46.3	44.4	49.9	40.9	26.9
<i>Item 8110 Subject N01</i>	<i>N 2499</i>	<i>1182</i>	<i>1171</i>	<i>1629</i>	<i>253</i>	<i>510</i>	<i>602</i>	<i>883</i>	<i>505</i>	<i>1855</i>	<i>461</i>	<i>1178</i>	<i>594</i>	<i>242</i>	<i>386</i>	<i>27</i>
A07B: Having a job with a supervisor of a different race?																
1. Not at all acceptable	1.8	2.7	0.4	2.0	1.0	1.0	3.2	1.5	1.3	1.2	2.9	1.0	1.4	1.7	2.6	15.6
2. Somewhat acceptable	4.8	5.6	3.1	5.1	3.4	4.7	3.6	6.1	4.0	3.7	8.0	3.5	4.6	4.9	7.1	10.6
3. Acceptable	68.1	71.7	65.2	68.3	74.1	73.4	64.0	70.8	62.7	68.2	66.0	69.8	69.2	65.8	63.9	52.1
4. Desirable	25.4	20.0	31.3	24.5	21.5	20.9	29.2	21.6	32.0	26.9	23.1	25.6	24.8	27.6	26.4	21.7
<i>Item 8120 Subject C05, N01</i>	<i>N 2497</i>	<i>1181</i>	<i>1171</i>	<i>1628</i>	<i>253</i>	<i>508</i>	<i>601</i>	<i>883</i>	<i>505</i>	<i>1854</i>	<i>461</i>	<i>1178</i>	<i>594</i>	<i>241</i>	<i>386</i>	<i>27</i>
A07C: Having family of a different race (but same level of education and income) move next door to you?																
1. Not at all acceptable	2.6	4.2	0.9	3.2	1.4	1.3	3.7	2.9	1.8	2.0	4.0	2.3	2.4	1.6	2.6	15.6
2. Somewhat acceptable	5.3	6.7	3.4	5.7	2.5	6.9	4.6	6.2	3.0	3.8	9.7	3.5	5.6	7.0	7.8	15.8
3. Acceptable	55.7	60.1	51.5	56.3	57.1	62.6	51.3	56.9	52.0	55.4	55.6	57.2	54.5	53.4	55.4	47.0
4. Desirable	36.4	29.1	44.3	34.8	39.0	29.2	40.3	34.0	43.2	38.8	30.6	37.0	37.5	37.9	34.1	21.5
<i>Item 8130 Subject N01</i>	<i>N 2495</i>	<i>1180</i>	<i>1169</i>	<i>1628</i>	<i>253</i>	<i>508</i>	<i>600</i>	<i>881</i>	<i>505</i>	<i>1853</i>	<i>459</i>	<i>1175</i>	<i>594</i>	<i>241</i>	<i>386</i>	<i>27</i>
A07D: Having your (future) children's friends be all of your race?																
1. Not at all acceptable	18.0	17.0	19.1	17.1	20.2	17.8	16.3	18.4	19.4	18.4	18.0	17.6	17.0	21.9	19.3	6.1
2. Somewhat acceptable	20.8	16.8	24.5	21.5	15.2	19.0	20.5	20.4	23.5	22.3	16.8	21.7	19.6	22.4	19.5	10.0
3. Acceptable	46.0	50.2	41.9	46.5	51.2	50.2	49.1	44.3	41.2	45.6	43.6	47.6	45.8	38.2	45.3	54.4
4. Desirable	15.2	16.0	14.5	15.0	13.4	13.0	14.1	16.9	16.0	13.8	21.6	13.1	17.7	17.6	15.9	29.5
<i>Item 8140 Subject N01</i>	<i>N 2481</i>	<i>1175</i>	<i>1162</i>	<i>1619</i>	<i>249</i>	<i>505</i>	<i>598</i>	<i>878</i>	<i>500</i>	<i>1840</i>	<i>458</i>	<i>1169</i>	<i>587</i>	<i>241</i>	<i>385</i>	<i>27</i>

MONITORING THE FUTURE

QUESTIONNAIRE FORM 3 2005	TOTAL	SEX		RACE		REGION				COLLEGE PLANS?		ILLICIT DRUG USE: LIFETIME				
		M	F	White	Black	NE	NC	S	W	Yes	No	None	Mari- juana Only	Few Pills	More Pills	Any Her- oin
<i>N (Weighted No. of Cases):</i>	2540	1189	1182	1638	257	514	619	896	511	1866	466	1190	598	243	389	27
<i>% of Weighted Total:</i>	100.0	46.8	46.5	64.5	10.1	20.2	24.4	35.3	20.1	73.5	18.3	46.9	23.5	9.6	15.3	1.1
A07E: Having some of your (future) children's friends be of other races?																
1. Not at all acceptable	2.9	4.2	1.3	3.0	2.9	2.9	4.0	2.6	2.1	2.1	5.3	2.1	3.2	1.6	3.7	17.2
2. Somewhat acceptable	6.2	7.1	4.6	7.1	3.4	6.7	4.6	8.5	3.5	4.7	11.0	3.6	6.2	8.5	11.0	12.0
3. Acceptable	49.8	54.2	45.1	50.7	52.7	54.7	51.3	48.9	44.7	48.3	51.0	51.3	50.5	40.0	50.2	49.7
4. Desirable	41.1	34.5	48.9	39.2	41.1	35.7	40.0	40.0	49.7	44.9	32.7	43.0	40.1	49.9	35.1	21.1
<i>Item 8150 Subject N01</i>	<i>N</i> 2491	1175	1169	1623	253	509	599	879	503	1850	460	1171	594	241	385	27
A08: How would you feel about having a job where . . .																
A08A: . . . all the employees are of your race?																
1. Not at all acceptable	10.0	6.9	12.9	7.7	12.8	9.4	8.6	11.0	10.6	10.0	10.2	10.1	9.4	10.6	10.2	1.9
2. Somewhat acceptable	20.5	18.8	22.3	19.4	23.8	20.6	15.7	21.4	24.6	21.1	18.0	21.4	20.3	25.8	15.2	16.3
3. Acceptable	54.5	57.0	51.8	56.7	54.8	55.8	57.4	53.1	52.1	55.2	51.8	54.7	55.7	47.6	58.6	40.4
4. Desirable	15.0	17.3	13.0	16.2	8.6	14.2	18.3	14.5	12.7	13.7	20.0	13.8	14.6	16.0	16.0	41.5
<i>Item 8160 Subject C05, N01</i>	<i>N</i> 2496	1179	1169	1626	253	509	598	885	504	1849	461	1175	594	239	386	27
A08B: . . . some employees are of a different race?																
1. Not at all acceptable	1.3	2.0	0.5	1.5	1.4	1.5	1.6	1.1	0.8	1.0	2.5	1.1	1.5	0.6	1.4	9.7
2. Somewhat acceptable	4.2	5.3	2.2	3.8	2.7	4.8	4.8	3.8	3.5	2.8	6.5	2.5	5.0	3.4	5.6	22.3
3. Acceptable	65.2	69.3	60.0	66.4	63.3	67.4	64.7	67.1	60.5	64.1	67.4	64.1	66.7	65.3	67.6	44.0
4. Desirable	29.3	23.4	37.3	28.3	32.6	26.3	28.9	28.0	35.2	32.1	23.6	32.3	26.8	30.7	25.3	24.0
<i>Item 8170 Subject C05, N01</i>	<i>N</i> 2492	1178	1168	1627	253	509	599	879	504	1851	458	1174	594	239	385	27
A08C: . . . most employees are of a different race?																
1. Not at all acceptable	7.0	9.6	4.7	9.4	3.5	9.6	8.0	7.2	3.0	6.5	9.5	4.5	7.6	8.2	12.2	20.1
2. Somewhat acceptable	20.5	21.6	19.7	24.2	17.5	20.6	20.0	25.3	12.7	20.8	20.0	20.5	19.6	21.6	22.1	18.7
3. Acceptable	57.7	55.8	58.9	56.7	61.3	58.1	60.4	53.9	60.9	58.3	53.8	58.1	60.5	57.3	53.5	44.8
4. Desirable	14.7	12.9	16.6	9.8	17.6	11.7	11.6	13.6	23.5	14.4	16.6	16.8	12.3	12.9	12.2	16.5
<i>Item 8180 Subject C05, N01</i>	<i>N</i> 2493	1179	1169	1626	253	508	600	879	505	1853	458	1174	594	240	386	27
A09: How would you feel about living in an area where . . .																
A09A: . . . all the neighbors are of your race?																
1. Not at all acceptable	7.5	5.9	9.2	5.3	12.0	5.3	5.8	9.0	9.5	7.2	9.5	7.4	7.4	10.0	7.3	-
2. Somewhat acceptable	15.6	14.4	16.7	13.3	17.8	15.9	12.8	15.4	18.9	15.9	13.8	17.1	14.2	17.2	10.9	5.7
3. Acceptable	57.8	58.9	56.3	60.0	55.6	60.2	58.8	56.4	56.8	58.6	54.1	58.6	57.1	55.4	60.7	54.5
4. Desirable	19.1	20.8	17.8	21.3	14.6	18.7	22.7	19.2	14.9	18.3	22.6	17.0	21.4	17.4	21.2	39.8
<i>Item 8190 Subject N01</i>	<i>N</i> 2487	1175	1170	1626	253	507	600	877	502	1849	459	1175	590	241	386	27
A09B: . . . some of the neighbors are of other races?																
1. Not at all acceptable	1.8	3.0	0.5	2.0	2.7	1.9	2.5	1.9	0.9	1.0	4.5	1.3	2.0	1.0	2.2	20.1
2. Somewhat acceptable	5.5	6.3	4.1	5.5	2.2	6.3	4.7	6.7	3.4	4.1	7.9	3.3	7.1	7.0	6.8	5.9
3. Acceptable	66.5	70.4	62.0	67.7	65.9	68.8	64.7	67.9	64.0	66.9	65.4	67.7	65.4	64.2	68.5	47.1
4. Desirable	26.2	20.3	33.5	24.9	29.1	23.0	28.2	23.5	31.7	28.0	22.2	27.8	25.5	27.7	22.6	27.0
<i>Item 8200 Subject N01</i>	<i>N</i> 2487	1177	1169	1625	253	505	600	880	502	1851	459	1174	591	241	386	27
A09C: . . . most of the neighbors are of other races?																
1. Not at all acceptable	11.2	14.8	7.7	14.6	5.0	13.7	10.1	14.4	4.5	10.3	14.4	7.9	12.2	11.3	19.5	24.9
2. Somewhat acceptable	21.6	21.6	22.4	26.4	13.2	21.2	26.9	23.1	13.1	22.6	18.6	22.4	20.3	22.8	20.8	21.3
3. Acceptable	54.2	52.2	54.9	51.0	64.2	54.1	51.0	50.6	64.6	54.8	50.5	55.2	55.9	56.9	48.0	37.2
4. Desirable	13.0	11.4	14.9	8.0	17.6	11.0	12.0	12.0	17.8	12.3	16.5	14.5	11.5	9.0	11.8	16.5
<i>Item 8210 Subject N01</i>	<i>N</i> 2487	1175	1171	1624	252	507	600	879	500	1851	460	1174	592	240	385	27

DESCRIPTIVE RESULTS: 2005

141

QUESTIONNAIRE FORM 3 2005	TOTAL	SEX		RACE		REGION				COLLEGE PLANS?		ILLICIT DRUG USE: LIFETIME				
		M	F	White	Black	NE	NC	S	W	Yes	No	None	Mari- juana Only	Few Pills	More Pills	Any Her- oin
<i>N (Weighted No. of Cases):</i>	2540	1189	1182	1638	257	514	619	896	511	1866	466	1190	598	243	389	27
<i>% of Weighted Total:</i>	100.0	46.8	46.5	64.5	10.1	20.2	24.4	35.3	20.1	73.5	18.3	46.9	23.5	9.6	15.3	1.1
A10: How would you feel about having your (future) children go to schools where . . .																
A10A: . . . all the children are of your race?																
1. Not at all acceptable	14.7	13.2	17.0	12.3	16.8	13.4	12.1	15.5	17.9	15.1	13.7	15.2	14.4	15.4	14.9	-
2. Somewhat acceptable	17.3	15.5	18.6	14.6	17.8	13.4	15.1	18.0	22.4	17.7	15.7	18.9	13.0	22.3	15.0	11.8
3. Acceptable	50.3	52.0	48.4	52.5	53.4	56.2	50.5	48.2	47.9	50.8	47.0	50.3	53.8	44.7	50.1	44.2
4. Desirable	17.7	19.3	15.9	20.7	12.0	17.0	22.3	18.3	11.9	16.5	23.6	15.6	18.7	17.6	20.1	44.0
<i>Item 8220 Subject B03, N01</i>	<i>N 2487</i>	<i>1179</i>	<i>1165</i>	<i>1625</i>	<i>251</i>	<i>508</i>	<i>600</i>	<i>879</i>	<i>500</i>	<i>1848</i>	<i>460</i>	<i>1173</i>	<i>594</i>	<i>240</i>	<i>385</i>	<i>27</i>
A10B: . . . some of the children are of other races?																
1. Not at all acceptable	2.0	3.1	0.9	2.1	3.0	1.9	2.4	1.9	1.6	1.3	4.3	1.4	2.4	1.4	2.5	20.1
2. Somewhat acceptable	5.9	7.6	3.8	5.6	2.7	6.8	4.8	5.9	6.0	5.0	6.9	5.3	5.2	8.5	6.3	5.9
3. Acceptable	62.1	65.7	57.1	61.8	64.1	64.1	59.3	65.5	57.4	60.8	64.8	61.3	64.8	57.7	62.2	59.2
4. Desirable	30.1	23.6	38.2	30.5	30.2	27.1	33.5	26.6	34.9	32.9	23.9	32.1	27.7	32.5	29.0	14.9
<i>Item 8230 Subject B03, N01</i>	<i>N 2485</i>	<i>1179</i>	<i>1166</i>	<i>1626</i>	<i>251</i>	<i>507</i>	<i>600</i>	<i>878</i>	<i>500</i>	<i>1848</i>	<i>461</i>	<i>1172</i>	<i>594</i>	<i>241</i>	<i>385</i>	<i>27</i>
A10C: . . . most of the children are of other races?																
1. Not at all acceptable	12.9	16.6	9.5	16.7	9.1	14.6	13.7	16.0	4.7	12.0	16.0	9.2	15.3	13.4	19.9	21.9
2. Somewhat acceptable	24.6	24.9	25.1	29.4	16.4	28.0	25.6	25.0	18.9	25.8	21.5	25.3	22.5	27.3	25.3	20.0
3. Acceptable	49.5	47.2	50.7	46.0	59.0	46.3	49.1	47.9	56.2	49.9	45.7	50.4	51.6	48.2	44.2	44.6
4. Desirable	13.0	11.3	14.7	7.8	15.5	11.0	11.5	11.1	20.2	12.3	16.8	15.0	10.6	11.1	10.6	13.5
<i>Item 8240 Subject B03, N01</i>	<i>N 2483</i>	<i>1178</i>	<i>1163</i>	<i>1624</i>	<i>251</i>	<i>508</i>	<i>600</i>	<i>874</i>	<i>500</i>	<i>1847</i>	<i>458</i>	<i>1169</i>	<i>594</i>	<i>240</i>	<i>385</i>	<i>27</i>
A11: What race are your close friends?																
1. All my race	21.1	19.9	22.0	24.7	21.6	21.7	27.9	19.7	14.8	20.2	25.4	21.7	20.2	21.8	20.9	21.1
2. Almost all my race	27.3	28.3	26.8	32.7	18.4	32.7	34.4	22.5	21.9	28.9	22.5	27.5	31.4	20.8	26.6	17.6
3. Mostly my race	26.6	27.3	26.4	28.0	23.9	26.8	22.9	26.9	30.5	27.9	23.7	27.2	22.5	33.1	27.5	29.4
4. About half my race	13.8	13.3	13.9	10.9	18.7	9.0	8.3	18.3	17.4	12.5	17.2	13.2	15.3	11.6	15.3	14.2
5. Mostly other race(s)	5.8	6.6	5.4	1.9	11.5	4.5	3.3	6.5	9.0	5.7	5.9	5.2	6.6	7.6	5.4	5.4
6. Almost all other race(s)	5.3	4.6	5.5	1.8	5.8	5.3	3.2	6.1	6.3	4.7	5.3	5.3	4.0	5.2	4.3	12.3
<i>Item 8250 Subject N03</i>	<i>N 2478</i>	<i>1167</i>	<i>1167</i>	<i>1615</i>	<i>251</i>	<i>506</i>	<i>596</i>	<i>876</i>	<i>499</i>	<i>1844</i>	<i>456</i>	<i>1170</i>	<i>588</i>	<i>240</i>	<i>382</i>	<i>27</i>
A12: What race are the people in your neighborhood?																
1. All my race	27.2	26.7	28.0	34.8	21.5	26.2	38.5	25.3	18.3	26.7	31.0	27.2	28.2	26.7	28.6	20.7
2. Almost all my race	29.2	30.0	28.6	35.5	16.3	36.7	32.4	23.8	27.4	30.2	25.8	27.6	30.5	36.1	29.2	33.2
3. Mostly my race	18.0	18.1	17.1	18.7	14.9	19.2	15.1	19.0	18.4	18.0	18.6	17.9	17.2	16.1	19.2	11.7
4. About half my race	9.9	8.9	11.0	6.8	18.3	7.5	5.3	12.9	12.4	9.6	10.0	10.5	8.4	7.5	10.0	25.1
5. Mostly other race(s)	9.7	9.5	9.8	2.8	16.9	6.5	5.7	11.8	13.9	9.0	9.8	10.2	9.8	9.6	7.4	-
6. Almost all other race(s)	6.1	6.8	5.6	1.4	12.1	4.0	3.2	7.2	9.6	6.5	4.8	6.7	6.0	3.9	5.6	9.3
<i>Item 8260 Subject N03</i>	<i>N 2474</i>	<i>1166</i>	<i>1166</i>	<i>1614</i>	<i>251</i>	<i>507</i>	<i>597</i>	<i>869</i>	<i>501</i>	<i>1842</i>	<i>455</i>	<i>1170</i>	<i>589</i>	<i>240</i>	<i>378</i>	<i>27</i>
A13: What race were the students in the elementary school where you spent the most time?																
1. All my race	21.2	21.4	21.2	24.5	17.2	20.7	32.7	17.1	15.0	20.8	23.2	21.6	19.7	18.5	23.0	32.8
2. Almost all my race	31.0	30.7	31.8	38.0	12.2	40.0	35.6	22.0	32.1	32.2	27.3	30.8	28.0	38.2	34.4	20.4
3. Mostly my race	18.5	18.6	17.8	20.5	16.1	20.8	12.4	22.4	16.8	18.5	19.2	18.9	20.5	16.9	15.8	9.3
4. About half my race	14.5	13.5	15.4	11.9	25.2	6.2	10.2	21.1	16.6	13.8	16.5	13.8	15.2	12.9	15.4	28.6
5. Mostly other race(s)	8.2	9.0	7.6	3.2	12.6	7.2	5.4	9.7	10.3	8.4	6.9	8.5	8.3	10.1	6.2	6.1
6. Almost all other race(s)	6.5	6.8	6.2	1.9	16.7	5.1	3.7	7.7	9.2	6.3	7.0	6.3	8.3	3.4	5.2	2.8
<i>Item 8270 Subject B03, N03</i>	<i>N 2467</i>	<i>1163</i>	<i>1164</i>	<i>1612</i>	<i>251</i>	<i>507</i>	<i>595</i>	<i>864</i>	<i>501</i>	<i>1842</i>	<i>451</i>	<i>1168</i>	<i>588</i>	<i>237</i>	<i>379</i>	<i>27</i>
A14: What race are the students in your present school (if you are in school)?																
1. All my race	7.7	7.7	7.5	10.0	6.7	5.4	11.5	9.2	2.9	7.5	9.4	7.1	7.8	9.1	8.6	10.2
2. Almost all my race	25.9	27.3	24.6	32.3	12.0	30.0	43.0	14.7	20.7	26.5	24.5	26.5	23.8	27.7	26.8	31.0
3. Mostly my race	25.9	26.0	25.0	30.4	15.9	33.7	24.9	22.8	24.5	26.8	21.3	25.3	27.1	26.0	26.1	11.9
4. About half my race	20.4	18.7	23.3	19.4	27.5	15.1	9.9	29.9	21.6	19.8	24.0	20.5	21.9	20.0	19.8	24.5
5. Mostly other race(s)	13.0	13.4	12.3	6.1	20.6	9.6	6.2	16.0	19.3	12.2	14.5	13.5	12.1	13.0	12.2	5.8
6. Almost all other race(s)	7.2	6.9	7.4	1.8	17.2	6.2	4.4	7.4	11.0	7.1	6.2	7.1	7.3	4.2	6.6	16.5
<i>Item 8280 Subject B03, N03</i>	<i>N 2464</i>	<i>1163</i>	<i>1158</i>	<i>1612</i>	<i>249</i>	<i>505</i>	<i>596</i>	<i>870</i>	<i>493</i>	<i>1838</i>	<i>452</i>	<i>1162</i>	<i>586</i>	<i>240</i>	<i>379</i>	<i>27</i>

QUESTIONNAIRE FORM 3 2005	TOTAL	SEX		RACE		REGION				COLLEGE PLANS?		ILLICIT DRUG USE: LIFETIME				
		M	F	White	Black	NE	NC	S	W	Yes	No	None	Mari- juana Only	Few Pills	More Pills	Any Her- oin
<i>N (Weighted No. of Cases):</i>	2540	1189	1182	1638	257	514	619	896	511	1866	466	1190	598	243	389	27
<i>% of Weighted Total:</i>	100.0	46.8	46.5	64.5	10.1	20.2	24.4	35.3	20.1	73.5	18.3	46.9	23.5	9.6	15.3	1.1
A15: What race are the people that you work with on your job (if you have a job)?																
1. All my race	25.5	24.6	25.8	32.4	13.3	25.1	35.9	23.5	15.9	25.0	30.1	26.5	25.7	25.0	25.1	21.5
2. Almost all my race	25.6	24.9	26.7	30.0	20.5	28.4	29.0	22.3	23.9	27.7	19.7	25.8	26.9	22.5	26.4	33.4
3. Mostly my race	17.0	17.3	16.1	17.8	12.7	17.9	16.8	16.9	16.4	16.5	17.8	14.7	16.1	22.5	18.4	19.5
4. About half my race	14.5	14.8	14.6	13.5	15.7	13.4	7.6	18.8	17.0	13.7	16.8	14.8	14.8	14.5	14.6	10.3
5. Mostly other race(s)	10.2	10.2	10.3	4.5	20.6	9.4	5.4	11.2	15.4	10.5	7.4	10.5	10.1	9.8	9.1	2.9
6. Almost all other race(s)	7.2	8.3	6.4	1.8	17.3	5.9	5.3	7.3	11.4	6.6	8.2	7.7	6.4	5.8	6.3	12.5
<i>Item 8290 Subject N03</i>	<i>N</i> 2072	987	964	1411	194	426	527	729	389	1536	390	941	497	210	343	27
A16: How often do you do things (like having a conversation, eating together, playing sports) with people of other races?																
1. Not at all	6.1	6.4	5.1	6.9	7.3	4.8	8.7	5.6	5.1	4.6	11.5	6.8	5.4	6.8	4.2	9.6
2. A little	21.9	20.7	22.8	25.6	14.9	23.8	27.7	20.1	16.1	21.6	24.0	20.2	23.0	22.8	21.7	33.6
3. Some	36.8	37.1	36.8	37.8	33.3	40.8	37.2	33.7	37.5	37.1	34.9	39.8	34.4	30.4	36.1	34.3
4. A lot	35.3	35.8	35.4	29.8	44.5	30.6	26.4	40.6	41.2	36.7	29.6	33.2	37.2	40.0	38.0	22.5
<i>Item 8300 Subject N03</i>	<i>N</i> 2476	1168	1168	1616	250	502	596	875	502	1846	457	1170	588	240	382	27
A17: Generally, how do you feel about the experiences you have had with people of other races?																
5. Very good	29.2	24.1	35.0	26.7	30.2	24.8	29.1	27.0	37.6	31.0	23.1	32.6	26.3	28.6	25.4	18.4
4. Mostly good	42.2	42.5	41.6	43.0	43.1	44.8	42.2	40.6	42.2	43.4	36.0	43.3	41.0	43.6	40.4	25.6
3. Mixed	24.9	28.9	21.2	26.2	22.9	26.3	24.4	28.7	17.4	22.9	34.4	21.8	28.6	25.4	28.8	29.6
2. Mostly bad	2.2	2.6	1.6	2.6	0.9	2.4	2.9	2.0	1.6	1.8	3.0	1.5	2.8	1.9	2.9	11.7
1. Very bad	1.5	1.9	0.6	1.5	2.9	1.7	1.4	1.7	1.2	0.8	3.5	0.9	1.2	0.5	2.4	14.6
<i>Item 8310 Subject N03</i>	<i>N</i> 2473	1169	1167	1615	252	502	596	872	503	1844	456	1171	589	240	380	27
A18: The next questions are about some of your own plans. Are you married or engaged?																
1. Married—SKIP TO Q.A20	0.5	0.8	0.3	0.6	0.3	0.5	0.5	0.5	0.5	0.2	1.4	0.4	0.6	1.0	0.5	-
2. Engaged	4.9	3.4	5.7	3.7	4.2	2.3	5.0	6.1	5.1	3.9	7.0	5.3	3.5	5.1	3.6	11.1
3. Neither	94.6	95.9	94.0	95.7	95.5	97.1	94.4	93.4	94.4	95.9	91.6	94.3	96.0	93.9	96.0	88.9
<i>Item 8320 Subject D01, R01</i>	<i>N</i> 2373	1112	1127	1575	232	480	571	853	469	1778	438	1122	558	234	371	26
A19: If it were just up to you, what would be the ideal time for you to get married?																
1. Within the next year or so	3.4	1.5	4.7	3.0	3.5	1.9	2.8	4.6	3.5	2.1	7.4	3.2	2.4	5.4	2.1	7.1
2. Two or three years from now	11.3	8.7	13.3	12.4	10.2	9.3	12.4	14.0	7.2	9.1	19.7	11.6	8.0	11.9	13.3	18.1
3. Four or five years from now	33.7	32.9	35.5	35.9	21.4	27.6	40.2	35.6	28.9	34.3	33.4	35.1	35.4	29.7	32.0	35.2
4. Over five years from now	46.5	51.3	42.3	44.6	57.5	56.5	40.5	40.2	54.7	50.0	33.3	45.4	49.4	47.3	46.8	39.6
5. I don't want to marry	5.1	5.6	4.2	4.2	7.3	4.7	4.1	5.6	5.7	4.5	6.2	4.8	4.7	5.7	5.8	-
<i>Item 8330 Subject D01</i>	<i>N†</i> 2357	1106	1117	1564	224	476	564	835	482	1772	430	1122	554	231	363	26
A20: Have you thought at all about whether you'd like to have children or how many you'd like to have?																
3. I've thought about it a lot	33.3	23.9	42.8	34.0	41.3	30.3	33.6	36.3	30.7	34.6	30.8	31.9	35.1	38.9	32.2	14.1
2. I've thought about it a little	55.8	59.9	51.9	56.4	48.4	57.5	55.6	53.7	57.9	56.2	53.9	57.7	54.1	50.9	56.9	68.0
1. I haven't thought about it at all	10.9	16.3	5.3	9.6	10.4	12.1	10.8	10.0	11.4	9.2	15.3	10.4	10.8	10.2	10.9	18.0
<i>Item 8340 Subject D02</i>	<i>N</i> 2452	1154	1159	1603	248	502	589	862	499	1835	447	1158	585	237	379	26
A21: All things considered, if you could have exactly the number of children you want, what number would you choose to have?																
1. None	4.0	4.2	3.7	3.9	2.4	4.0	4.4	3.2	4.7	3.5	5.4	4.2	3.3	2.4	5.6	-
2. One	5.7	5.7	5.6	5.0	10.3	5.7	3.2	6.7	7.0	4.9	8.8	4.5	8.8	4.6	5.2	6.1
3. Two	45.8	46.9	45.0	46.9	49.8	46.1	41.1	51.2	41.7	44.5	51.9	44.0	45.6	49.4	50.1	59.5
4. Three	21.8	21.0	23.6	22.8	17.9	21.6	24.2	20.1	22.1	24.6	14.9	22.5	20.7	21.9	23.5	11.3
5. Four	8.8	6.4	11.2	8.3	9.6	8.7	10.7	7.5	9.0	9.4	4.9	9.9	9.2	11.1	4.4	4.5
6. Five	2.1	1.5	2.8	1.9	1.2	2.8	2.8	1.1	2.2	2.1	1.2	2.6	1.2	2.9	1.4	-
7. Six or more	2.4	2.4	2.0	1.6	3.0	1.6	2.9	2.2	3.1	1.7	4.7	2.1	2.1	1.3	2.4	15.5
8. Don't know	9.4	11.9	6.1	9.6	5.9	9.3	10.7	8.0	10.3	9.2	8.0	10.3	9.2	6.4	7.3	3.0
<i>Item 8350 Subject D02</i>	<i>N</i> 2468	1166	1161	1616	247	500	597	871	500	1841	453	1169	586	237	382	27

†=excludes respondents for whom question was inappropriate.

QUESTIONNAIRE FORM 3 2005	TOTAL	SEX		RACE		REGION				COLLEGE PLANS?		ILLICIT DRUG USE: LIFETIME				
		M	F	White	Black	NE	NC	S	W	Yes	No	None	Mari- juana Only	Few Pills	More Pills	Any Her- oin
<i>N (Weighted No. of Cases):</i>	2540	1189	1182	1638	257	514	619	896	511	1866	466	1190	598	243	389	27
<i>% of Weighted Total:</i>	100.0	46.8	46.5	64.5	10.1	20.2	24.4	35.3	20.1	73.5	18.3	46.9	23.5	9.6	15.3	1.1
A22: If the "population explosion" were NOT a problem, would you choose to have a larger number of children?																
4. Yes, I'm sure I would want more	4.2	4.3	3.7	3.9	4.1	3.1	5.4	3.5	5.2	3.8	5.8	4.8	2.5	3.6	4.1	9.7
3. I probably would want more	8.4	8.0	8.3	6.2	12.1	6.7	7.6	9.9	8.5	8.3	7.8	8.4	7.5	11.1	5.8	16.0
2. I probably would not want more	32.6	30.7	35.4	33.2	30.8	31.0	36.7	31.5	31.5	33.4	30.2	35.1	29.3	37.0	29.8	29.6
1. I'm sure I would not want more	34.4	33.3	36.3	36.6	33.5	33.9	30.8	36.5	35.5	35.2	34.0	32.7	38.8	28.6	38.9	26.8
8. Don't know, no idea	20.3	23.7	16.2	20.0	19.3	25.2	19.5	18.7	19.4	19.3	22.2	19.0	21.9	19.7	21.4	17.9
<i>Item 8360 Subject D02, E01</i>	<i>N</i> 2484	1174	1170	1624	252	502	599	881	502	1850	461	1174	593	241	383	27
A23: If it were just up to you, how soon after getting married would you want to have your first child?																
1. I don't want to have children (or get married)	4.5	5.0	3.8	4.5	3.7	4.0	5.1	4.2	4.6	4.0	5.9	5.0	3.6	4.3	4.8	-
2. I wouldn't wait at all	6.9	8.6	5.2	4.8	18.1	7.4	7.3	7.4	4.9	5.9	9.9	5.2	10.3	4.8	6.4	13.0
3. I would wait one year	27.2	26.7	27.9	26.5	28.8	28.6	26.4	27.2	26.8	28.4	25.5	27.2	28.5	26.7	25.6	35.1
4. I would wait two years	29.2	28.0	31.0	30.8	24.2	27.6	29.1	28.2	32.5	30.0	24.8	28.8	30.3	34.8	27.7	10.3
5. I would wait three years	12.5	10.7	14.6	14.2	9.4	13.8	12.5	13.0	10.5	13.3	10.1	14.1	10.9	11.2	12.3	8.7
6. I would wait four or five years	6.8	6.6	7.0	8.1	1.8	6.9	7.9	7.9	3.2	7.1	6.4	7.4	4.9	4.7	9.1	10.2
7. I would wait more than five years	1.7	1.7	1.6	1.4	0.7	0.9	2.7	1.0	2.7	1.3	3.4	1.4	1.0	3.6	2.6	6.6
8. Don't know, or already have a child	11.3	12.7	8.8	9.6	13.4	10.9	8.9	11.1	14.8	9.9	13.9	11.0	10.5	9.8	11.5	16.2
<i>Item 8370 Subject D02</i>	<i>N</i> 2466	1165	1160	1615	248	501	597	868	500	1838	453	1169	587	235	381	27
A24: Now we'd like you to make some ratings of how good or bad a job you feel each of the following organizations is doing for the country as a whole. For each one, mark the circle that best describes how you feel.																
How good or bad a job is being done for the country as a whole by . . .																
A24A: Large corporations?																
1. Very poor	4.1	5.1	2.9	4.1	1.2	5.1	4.4	2.5	5.6	4.4	3.9	3.3	3.3	4.8	6.4	18.4
2. Poor	9.7	11.6	7.9	10.7	5.1	8.6	10.7	8.8	11.3	10.7	6.9	10.2	8.4	8.6	11.7	11.6
3. Fair	29.8	29.7	29.3	28.6	31.2	28.5	27.9	29.7	33.7	28.3	34.7	28.5	31.3	28.7	30.9	30.1
4. Good	26.7	28.7	25.1	28.6	26.8	29.4	25.7	29.3	20.6	26.3	27.9	27.2	25.6	31.9	23.6	13.1
5. Very good	8.2	9.2	7.2	7.0	12.4	6.1	8.1	9.1	8.6	8.1	7.8	7.7	10.0	8.9	6.6	4.6
8. No opinion	21.5	15.7	27.7	21.0	23.3	22.3	23.3	20.7	20.3	22.2	18.7	23.1	21.4	17.2	20.9	22.2
<i>Item 8380 Subject K02</i>	<i>N</i> 2470	1174	1159	1622	249	495	598	876	501	1843	458	1171	588	240	384	27
A24B: Major labor unions?																
1. Very poor	3.0	3.6	2.0	3.2	1.1	0.9	3.3	3.3	4.1	2.7	4.0	3.2	2.2	2.2	2.8	10.7
2. Poor	9.4	9.9	9.5	9.2	10.3	9.8	12.8	6.1	10.9	9.8	5.9	9.9	8.5	10.5	9.2	9.5
3. Fair	32.6	34.6	30.1	32.5	33.8	34.2	31.3	33.0	32.1	31.1	39.0	32.3	31.3	35.6	31.3	36.0
4. Good	21.3	23.4	18.9	21.8	19.8	19.8	21.1	22.1	21.6	21.1	21.2	21.0	21.1	22.2	23.0	15.4
5. Very good	5.2	5.9	4.6	4.5	6.7	5.8	3.9	5.4	5.8	4.9	6.7	3.4	8.2	6.5	5.1	6.6
8. No opinion	28.5	22.6	34.9	28.8	28.1	29.5	27.7	30.1	25.5	30.4	23.1	30.2	28.7	23.1	28.7	21.8
<i>Item 8390 Subject K02</i>	<i>N</i> 2464	1173	1156	1620	247	495	598	870	501	1841	456	1168	587	240	383	27
A24C: The nation's colleges and universities?																
1. Very poor	2.0	2.4	1.4	2.1	0.6	1.3	1.3	2.1	3.1	1.9	2.9	1.3	2.4	1.4	2.8	15.6
2. Poor	4.0	5.6	2.6	4.0	4.4	3.9	5.2	3.2	3.9	4.1	3.7	3.6	3.2	3.7	6.9	-
3. Fair	17.0	17.8	16.3	14.8	20.7	19.1	14.1	16.7	19.0	15.8	19.6	17.1	14.7	18.6	18.0	24.1
4. Good	40.1	36.9	42.6	41.2	37.7	40.7	42.3	37.2	42.1	41.4	35.6	42.5	40.9	30.6	38.9	29.7
5. Very good	26.8	26.9	27.2	27.9	28.0	22.6	28.5	31.0	21.6	28.3	23.4	25.1	28.9	37.5	22.9	20.1
8. No opinion	10.1	10.4	9.7	9.9	8.6	12.4	8.7	9.8	10.3	8.6	14.8	10.5	9.9	8.2	10.5	10.5
<i>Item 8400 Subject B10, K02</i>	<i>N</i> 2472	1173	1164	1623	250	497	598	874	503	1848	456	1171	591	240	384	27
A24D: The nation's public schools?																
1. Very poor	6.2	6.6	5.9	6.1	6.1	7.7	5.5	5.1	7.3	6.7	4.1	4.9	6.5	5.8	9.0	26.6
2. Poor	14.7	14.3	15.0	14.1	10.9	11.4	14.7	12.4	21.8	13.6	16.4	11.8	13.6	16.0	24.3	5.7
3. Fair	34.4	34.1	34.5	35.1	42.9	34.0	37.1	35.1	30.3	35.6	30.7	34.6	35.6	35.8	31.4	22.2
4. Good	27.9	26.0	29.3	29.0	23.3	27.5	28.1	29.7	24.9	28.2	26.7	30.2	27.8	27.7	20.8	37.0
5. Very good	8.2	9.8	7.1	7.0	7.1	7.2	7.4	9.7	7.6	8.1	10.0	9.7	6.9	8.6	5.9	-
8. No opinion	8.7	9.2	8.2	8.8	9.7	12.2	7.2	8.1	8.1	7.7	12.1	8.8	9.5	6.0	8.6	8.4
<i>Item 8410 Subject B10, K02</i>	<i>N</i> 2471	1170	1166	1621	251	497	597	875	503	1845	456	1171	590	239	384	27

MONITORING THE FUTURE

QUESTIONNAIRE FORM 3 2005	TOTAL	SEX		RACE		REGION				COLLEGE PLANS?		ILLICIT DRUG USE: LIFETIME				
		M	F	White	Black	NE	NC	S	W	Yes	No	None	Mari- juana Only	Few Pills	More Pills	Any Her- oin
<i>N (Weighted No. of Cases):</i>	2540	1189	1182	1638	257	514	619	896	511	1866	466	1190	598	243	389	27
<i>% of Weighted Total:</i>	100.0	46.8	46.5	64.5	10.1	20.2	24.4	35.3	20.1	73.5	18.3	46.9	23.5	9.6	15.3	1.1
A24E: Churches and religious organizations?																
1. Very poor	5.7	8.9	2.6	6.5	2.8	6.3	4.7	5.4	7.1	5.4	7.1	3.8	7.4	5.9	8.8	15.1
2. Poor	7.5	8.6	6.7	8.4	4.2	9.8	7.2	6.3	7.7	7.5	7.6	6.5	5.6	10.1	12.1	-
3. Fair	21.5	21.1	22.1	20.5	23.9	22.4	25.4	18.1	22.0	22.2	18.2	21.2	21.2	21.7	21.6	18.5
4. Good	30.8	27.9	33.1	32.1	29.4	28.2	30.9	34.3	27.2	32.0	27.6	33.3	30.7	28.3	27.4	33.7
5. Very good	16.0	15.0	17.1	15.1	20.5	12.3	16.0	20.2	12.2	15.8	16.0	18.0	15.1	16.1	9.9	15.4
8. No opinion	18.5	18.5	18.4	17.5	19.1	21.1	15.9	15.6	23.7	17.1	23.6	17.3	20.0	18.0	20.1	17.3
<i>Item 8420 Subject G, K02</i>	<i>N</i> 2471	1172	1163	1622	249	495	598	876	502	1846	455	1172	589	239	384	27
A24F: The national news media (TV, magazines, news services)?																
1. Very poor	10.3	12.3	8.0	11.9	7.0	10.5	11.1	9.1	11.1	10.2	11.5	10.7	9.2	7.1	11.7	22.8
2. Poor	15.9	16.1	15.4	17.5	7.0	17.1	18.2	12.3	18.1	18.0	7.7	16.6	16.1	15.3	13.6	-
3. Fair	26.2	26.1	26.9	27.1	25.5	27.5	28.1	27.2	20.6	26.7	24.6	25.8	24.6	25.8	29.5	42.6
4. Good	23.5	21.6	24.6	22.5	27.3	22.1	22.3	25.4	22.9	22.8	26.3	24.3	23.5	27.7	17.7	24.7
5. Very good	13.5	13.0	14.8	11.0	24.3	12.0	11.4	15.3	14.6	13.2	14.7	12.0	15.9	15.1	14.8	6.7
8. No opinion	10.6	10.9	10.3	9.9	8.8	10.7	8.8	10.7	12.6	9.2	15.1	10.6	10.7	8.9	12.6	3.0
<i>Item 8430 Subject K02</i>	<i>N</i> 2474	1172	1165	1620	252	495	598	877	503	1848	454	1172	591	239	383	27
A24G: The President and his administration?																
1. Very poor	19.3	18.9	19.2	16.1	25.5	19.1	17.0	17.8	24.9	20.6	14.8	17.2	19.4	22.1	23.7	35.9
2. Poor	15.0	14.3	15.8	13.2	25.7	16.0	16.6	13.0	15.5	15.0	15.6	14.4	15.0	12.2	19.0	7.2
3. Fair	22.6	23.3	21.9	21.8	21.5	26.2	21.0	22.6	20.7	22.5	20.6	22.0	25.6	22.7	19.5	17.9
4. Good	22.0	22.6	21.6	27.9	6.1	20.7	24.7	23.1	18.3	22.6	20.1	22.6	22.4	20.9	20.1	14.0
5. Very good	10.2	11.3	9.3	12.6	5.7	4.9	13.5	12.9	6.8	10.1	11.7	11.9	7.2	10.8	9.8	9.4
8. No opinion	10.9	9.6	12.3	8.4	15.5	13.1	7.3	10.6	13.7	9.2	17.2	11.9	10.4	11.3	7.9	17.6
<i>Item 8440 Subject H04, K02</i>	<i>N</i> 2472	1174	1162	1622	250	496	599	879	498	1850	456	1171	591	239	382	27
A24H: Congress—that is, the U.S. Senate and House of Representatives?																
1. Very poor	6.4	7.7	5.1	5.7	6.4	7.4	6.7	5.8	6.1	6.4	6.6	5.6	5.9	9.0	8.0	22.7
2. Poor	13.3	14.4	11.8	12.2	15.2	13.2	13.2	12.7	14.6	14.0	11.3	13.0	12.0	13.2	16.6	13.0
3. Fair	30.0	30.0	30.1	29.3	32.7	31.8	30.8	29.1	29.1	30.2	29.0	29.3	31.4	24.5	34.5	24.7
4. Good	23.8	24.7	23.1	28.0	12.3	21.6	27.3	23.6	22.0	23.4	23.9	25.3	23.4	26.2	20.4	10.0
5. Very good	5.6	6.5	4.8	5.8	6.1	2.3	7.5	7.0	4.1	5.9	5.0	5.8	4.7	6.4	3.7	11.2
8. No opinion	20.9	16.7	25.0	19.1	27.3	23.7	14.4	21.9	24.2	20.0	24.2	21.0	22.6	20.7	16.7	18.4
<i>Item 8450 Subject H04, K02</i>	<i>N</i> 2468	1173	1158	1619	249	495	595	878	500	1846	455	1169	588	239	382	27
A24I: The U.S. Supreme Court?																
1. Very poor	4.3	4.3	4.1	3.5	5.2	4.5	4.7	3.8	4.7	4.1	5.3	3.9	4.4	4.6	5.0	5.6
2. Poor	8.7	9.5	7.9	7.8	10.3	8.0	9.3	8.4	9.2	8.9	9.0	8.7	8.2	7.7	10.5	2.7
3. Fair	29.9	29.5	29.6	29.6	35.0	29.5	28.7	32.8	26.8	29.5	29.1	27.5	28.7	32.2	36.4	33.1
4. Good	26.3	28.6	24.5	30.6	15.6	28.3	29.8	23.9	24.3	26.2	25.0	27.0	27.2	27.6	23.1	29.8
5. Very good	7.6	9.2	6.3	7.6	6.6	4.3	10.1	8.1	6.9	8.0	7.2	8.6	6.7	6.6	6.6	11.2
8. No opinion	23.1	18.8	27.6	21.0	27.3	25.4	17.4	23.0	28.0	23.2	24.4	24.2	24.8	21.3	18.4	17.6
<i>Item 8460 Subject H04, K02</i>	<i>N</i> 2457	1166	1156	1616	247	486	598	877	497	1840	450	1170	580	238	381	27
A24J: All the courts and the justice system in general?																
1. Very poor	4.8	5.0	4.3	3.9	8.7	4.0	6.3	4.5	4.5	4.6	4.7	4.8	3.5	4.6	6.1	18.5
2. Poor	11.3	12.3	10.6	11.0	15.8	10.6	12.0	11.0	11.6	10.8	13.8	8.9	10.9	7.6	20.2	14.4
3. Fair	33.6	34.2	32.7	33.2	30.6	35.5	33.0	34.8	30.4	33.7	34.1	32.4	33.4	38.4	36.4	18.7
4. Good	24.0	24.5	23.5	26.6	16.2	22.7	25.5	23.6	24.0	24.4	20.0	25.5	25.0	23.8	19.5	21.5
5. Very good	5.0	6.1	3.9	5.3	5.1	3.5	6.5	5.5	3.8	5.1	4.5	5.3	4.5	6.0	3.5	18.7
8. No opinion	21.3	17.9	25.0	20.0	23.6	23.7	16.7	20.6	25.6	21.2	22.8	23.2	22.9	19.6	14.3	8.3
<i>Item 8470 Subject H04, K02</i>	<i>N</i> 2466	1172	1157	1616	251	491	598	877	500	1842	456	1169	588	239	381	27
A24K: The police and other law enforcement agencies?																
1. Very poor	7.1	7.9	5.6	5.5	12.7	7.2	6.7	6.8	7.9	6.9	7.9	4.7	8.2	5.3	12.2	28.9
2. Poor	11.0	12.1	10.1	10.6	15.8	10.2	11.5	11.3	10.7	10.8	10.7	7.8	13.7	7.9	18.5	8.3
3. Fair	32.1	30.8	34.0	30.4	36.5	30.9	31.9	32.0	33.7	31.4	34.7	31.2	34.6	35.4	29.3	33.1
4. Good	29.8	29.9	30.4	34.0	15.2	30.4	33.1	28.0	28.3	31.7	23.5	33.0	27.5	32.2	23.2	21.4
5. Very good	8.5	9.9	6.7	9.2	5.5	6.7	9.7	9.1	8.1	8.7	8.7	10.0	6.6	7.1	8.5	-
8. No opinion	11.5	9.5	13.1	10.3	14.3	14.6	7.3	12.8	11.4	10.5	14.6	13.3	9.4	11.9	8.3	8.3
<i>Item 8480 Subject K02</i>	<i>N</i> 2472	1175	1162	1622	250	497	598	877	499	1846	458	1171	591	239	382	27

QUESTIONNAIRE FORM 3 2005	TOTAL	SEX		RACE		REGION				COLLEGE PLANS?		ILLICIT DRUG USE: LIFETIME				
		M	F	White	Black	NE	NC	S	W	Yes	No	None	Mari- juana Only	Few Pills	More Pills	Any Her- oin
<i>N (Weighted No. of Cases):</i>	2540	1189	1182	1638	257	514	619	896	511	1866	466	1190	598	243	389	27
<i>% of Weighted Total:</i>	100.0	46.8	46.5	64.5	10.1	20.2	24.4	35.3	20.1	73.5	18.3	46.9	23.5	9.6	15.3	1.1
A24L: The U.S. military?																
1. Very poor	3.5	4.3	2.5	3.0	4.6	3.9	4.4	3.0	2.8	3.3	3.7	2.7	3.7	3.2	5.0	7.5
2. Poor	3.5	4.0	3.1	3.2	4.7	3.2	3.9	2.1	5.9	3.3	4.1	3.1	2.7	4.8	5.5	2.8
3. Fair	14.6	15.8	13.3	11.8	22.0	15.4	14.4	12.6	17.7	14.0	15.7	13.4	13.9	17.1	14.9	12.0
4. Good	27.4	23.9	30.9	28.6	25.2	32.1	24.5	27.3	26.3	28.5	23.9	27.4	31.8	25.1	22.7	25.8
5. Very good	38.9	42.5	36.4	43.9	27.9	32.5	44.8	42.5	31.9	40.1	37.2	39.3	38.4	38.9	41.3	48.9
8. No opinion	12.1	9.4	13.9	9.6	15.6	12.9	8.0	12.5	15.4	10.9	15.5	14.0	9.5	10.8	10.6	3.0
<i>Item 8490 Subject K02, L04</i>	<i>N</i> 2475	1175	1163	1621	250	496	598	880	500	1847	458	1174	590	239	382	27
A25: All things considered, do you think the armed services presently have too much or too little influence on the way this country is run?																
1. Far too little	2.9	3.7	2.0	2.2	5.5	1.4	3.2	3.8	2.6	2.6	4.4	2.6	3.1	3.3	3.6	9.9
2. Too little	11.3	10.4	11.8	10.6	15.1	11.5	10.2	13.1	9.5	10.5	12.5	10.8	9.7	14.5	13.0	10.7
3. About right	62.5	62.3	63.4	65.8	54.8	60.2	63.8	64.4	60.1	61.5	66.7	64.6	64.1	59.9	57.4	58.3
4. Too much	18.5	17.8	19.6	17.7	19.2	22.6	18.8	14.0	22.2	20.8	11.4	18.2	19.4	17.6	19.5	14.1
5. Far too much	4.6	5.9	3.2	3.7	5.4	4.2	3.9	4.8	5.6	4.6	5.0	3.8	3.7	4.7	6.5	7.0
<i>Item 8500 Subject K03, L04</i>	<i>N</i> 2425	1160	1132	1597	245	478	593	867	487	1812	448	1151	584	233	372	27
A26: Do you think the U.S. spends too much or too little on the armed services?																
1. Far too little	3.4	4.2	2.4	3.7	4.0	2.0	4.2	4.3	2.2	3.1	3.9	2.6	3.2	4.3	4.3	14.3
2. Too little	14.8	14.9	15.0	16.4	15.9	13.8	14.4	17.1	12.3	14.4	17.6	14.7	11.5	20.2	15.8	29.5
3. About right	44.8	44.1	45.5	48.7	34.5	44.1	47.0	49.0	35.5	44.2	46.5	47.0	45.5	40.5	41.4	25.7
4. Too much	24.9	23.8	26.0	21.4	34.4	26.3	24.4	21.2	30.8	25.3	22.7	24.9	25.5	24.8	25.0	24.9
5. Far too much	12.0	13.0	11.1	9.7	11.2	13.8	10.0	8.4	19.2	13.0	9.3	10.8	14.3	10.2	13.5	5.6
<i>Item 8510 Subject K03, L04</i>	<i>N</i> 2426	1163	1133	1600	247	478	594	865	490	1812	452	1150	586	234	375	27
A27: Individuals differ in whether or not they disapprove of people doing certain things. Do YOU disapprove of people (who are 18 or older) doing each of the following?																
A27A: Smoking one or more packs of cigarettes per day																
1. Don't disapprove	20.2	22.6	17.2	22.2	11.3	17.1	20.5	22.1	19.6	17.6	30.4	10.6	22.2	22.6	42.4	58.2
2. Disapprove	30.5	29.3	31.5	31.5	27.1	33.4	30.9	28.7	30.4	30.4	31.5	27.5	33.8	37.4	30.0	28.5
3. Strongly disapprove	49.3	48.1	51.3	46.3	61.6	49.4	48.6	49.2	50.0	52.0	38.1	61.9	43.9	40.1	27.6	13.3
<i>Item 8560 Subject A11a</i>	<i>N</i> 2476	1174	1172	1626	253	501	598	877	500	1854	459	1176	594	239	382	27
A27B: Trying marijuana (pot, weed) once or twice																
1. Don't disapprove	45.0	48.9	41.2	47.4	36.8	55.3	39.2	40.9	48.7	43.9	46.8	16.4	71.8	57.1	80.1	86.8
2. Disapprove	23.9	21.9	25.1	23.9	25.5	25.2	25.7	21.7	24.0	25.3	19.8	28.9	20.0	27.3	12.7	10.5
3. Strongly disapprove	31.2	29.2	33.8	28.7	37.7	19.5	35.1	37.3	27.2	30.8	33.5	54.7	8.2	15.6	7.2	2.7
<i>Item 8570 Subject A11a</i>	<i>N</i> 2477	1175	1171	1628	253	502	598	877	501	1855	457	1173	594	241	383	27
A27C: Smoking marijuana occasionally																
1. Don't disapprove	32.2	36.8	27.3	33.6	26.7	40.1	27.0	28.9	36.4	30.8	34.8	8.7	49.5	41.8	67.3	81.5
2. Disapprove	24.1	22.5	25.5	24.1	33.5	29.2	23.0	22.8	22.6	24.0	25.0	20.0	31.7	28.9	22.2	15.7
3. Strongly disapprove	43.6	40.6	47.3	42.3	39.8	30.7	50.0	48.2	41.0	45.1	40.2	71.3	18.8	29.3	10.5	2.7
<i>Item 8580 Subject A11a</i>	<i>N</i> 2473	1176	1168	1626	252	501	598	875	499	1852	456	1173	594	239	384	27
A27D: Smoking marijuana regularly																
1. Don't disapprove	18.0	22.9	12.1	16.9	15.7	19.9	14.9	17.1	21.3	15.5	24.2	4.6	21.2	22.1	47.0	52.9
2. Disapprove	24.0	25.3	22.6	23.9	31.9	29.7	20.1	23.3	24.2	23.9	24.2	14.4	37.6	29.3	26.9	28.6
3. Strongly disapprove	58.0	51.8	65.4	59.2	52.5	50.4	65.0	59.6	54.5	60.7	51.6	81.0	41.3	48.7	26.1	18.5
<i>Item 8590 Subject A11a</i>	<i>N</i> 2471	1175	1166	1626	251	499	598	873	501	1851	456	1169	594	240	383	27
A27E: Trying LSD once or twice																
1. Don't disapprove	12.1	14.1	9.5	12.6	5.4	11.4	10.7	11.1	16.4	11.3	14.4	4.8	10.3	10.5	34.3	48.9
2. Disapprove	20.1	20.6	19.0	19.9	17.6	23.6	19.3	18.8	19.7	20.2	18.6	15.3	23.2	28.0	23.3	29.9
3. Strongly disapprove	67.8	65.3	71.5	67.5	77.0	65.0	70.0	70.1	63.9	68.5	67.0	79.9	66.5	61.6	42.4	21.2
<i>Item 8600 Subject A11a</i>	<i>N</i> 2464	1173	1162	1625	251	498	597	874	494	1845	455	1166	593	239	383	27

QUESTIONNAIRE FORM 3 2005	TOTAL	SEX		RACE		REGION				COLLEGE PLANS?		ILLICIT DRUG USE: LIFETIME				
		M	F	White	Black	NE	NC	S	W	Yes	No	None	Mari- juana Only	Few Pills	More Pills	Any Her- oin
<i>N (Weighted No. of Cases):</i> <i>% of Weighted Total:</i>	2540 100.0	1189 46.8	1182 46.5	1638 64.5	257 10.1	514 20.2	619 24.4	896 35.3	511 20.1	1866 73.5	466 18.3	1190 46.9	598 23.5	243 9.6	389 15.3	27 1.1
A27F: Taking LSD regularly																
1. Don't disapprove	4.4	5.9	2.4	3.7	3.0	3.8	3.6	4.3	6.2	3.2	7.4	2.6	3.1	4.3	9.8	18.5
2. Disapprove	14.9	16.8	12.9	14.1	15.5	18.1	13.2	13.7	16.1	14.1	18.6	9.3	15.2	19.1	26.4	39.2
3. Strongly disapprove	80.7	77.2	84.7	82.2	81.5	78.1	83.2	82.0	77.7	82.8	74.1	88.1	81.7	76.6	63.8	42.2
<i>Item 8610 Subject A11a</i>	<i>N 2477</i>	<i>1182</i>	<i>1168</i>	<i>1631</i>	<i>253</i>	<i>497</i>	<i>603</i>	<i>880</i>	<i>498</i>	<i>1854</i>	<i>461</i>	<i>1179</i>	<i>597</i>	<i>241</i>	<i>383</i>	<i>27</i>
A27G: Trying heroin once or twice																
1. Don't disapprove	5.8	5.9	5.0	5.1	3.9	4.4	5.7	5.4	7.8	4.7	8.1	3.3	4.7	7.1	11.9	29.7
2. Disapprove	14.4	15.6	13.1	14.2	13.1	18.9	13.7	12.9	13.5	14.5	12.6	11.9	13.9	18.0	17.8	33.6
3. Strongly disapprove	79.8	78.5	81.9	80.7	83.0	76.6	80.5	81.8	78.8	80.8	79.2	84.9	81.3	75.0	70.3	36.7
<i>Item 8620 Subject A11a</i>	<i>N 2483</i>	<i>1183</i>	<i>1173</i>	<i>1630</i>	<i>256</i>	<i>500</i>	<i>603</i>	<i>880</i>	<i>500</i>	<i>1856</i>	<i>463</i>	<i>1186</i>	<i>598</i>	<i>239</i>	<i>383</i>	<i>27</i>
A27H: Taking heroin occasionally																
1. Don't disapprove	3.7	5.0	2.3	2.9	2.7	2.2	3.3	3.8	5.8	3.0	5.4	2.7	2.9	5.4	5.3	25.7
2. Disapprove	9.9	10.1	9.5	9.2	12.3	14.1	9.7	8.4	8.4	8.8	12.5	7.3	9.3	12.9	13.5	35.7
3. Strongly disapprove	86.4	85.0	88.2	87.9	85.0	83.7	87.0	87.8	85.8	88.2	82.0	90.0	87.8	81.7	81.1	38.5
<i>Item 8630 Subject A11a</i>	<i>N 2482</i>	<i>1184</i>	<i>1173</i>	<i>1630</i>	<i>256</i>	<i>500</i>	<i>603</i>	<i>877</i>	<i>501</i>	<i>1857</i>	<i>460</i>	<i>1182</i>	<i>598</i>	<i>242</i>	<i>384</i>	<i>27</i>
A27I: Taking heroin regularly																
1. Don't disapprove	3.3	4.3	1.8	2.1	3.8	2.2	2.3	3.7	4.8	2.3	5.2	2.6	3.0	2.8	3.6	16.1
2. Disapprove	7.7	9.0	6.0	6.9	10.7	10.8	8.6	5.9	6.8	6.7	10.1	5.8	5.4	13.6	11.2	27.9
3. Strongly disapprove	89.0	86.8	92.2	91.0	85.5	87.0	89.2	90.4	88.4	91.0	84.7	91.6	91.6	83.6	85.2	56.0
<i>Item 8640 Subject A11a</i>	<i>N 2468</i>	<i>1178</i>	<i>1161</i>	<i>1625</i>	<i>251</i>	<i>497</i>	<i>601</i>	<i>868</i>	<i>501</i>	<i>1845</i>	<i>458</i>	<i>1178</i>	<i>592</i>	<i>242</i>	<i>380</i>	<i>27</i>
A27J: Taking a sedative/barbiturate (downer) once or twice																
1. Don't disapprove	14.6	16.6	12.6	16.1	8.8	14.2	14.8	13.3	16.9	14.0	17.4	6.1	12.4	16.2	41.2	56.2
2. Disapprove	24.7	24.9	25.0	26.1	18.5	33.5	23.3	21.3	23.8	25.2	23.6	22.1	23.4	37.5	26.6	20.8
3. Strongly disapprove	60.7	58.6	62.4	57.8	72.7	52.4	61.9	65.4	59.2	60.7	59.0	71.8	64.1	46.3	32.2	23.0
<i>Item 8655 Subject A11a</i>	<i>N 2466</i>	<i>1179</i>	<i>1164</i>	<i>1627</i>	<i>254</i>	<i>494</i>	<i>603</i>	<i>877</i>	<i>492</i>	<i>1846</i>	<i>462</i>	<i>1180</i>	<i>594</i>	<i>238</i>	<i>382</i>	<i>27</i>
A27K: Taking sedatives/barbiturates regularly																
1. Don't disapprove	4.9	6.2	3.4	4.1	3.5	3.8	3.6	5.1	7.0	3.8	7.8	2.9	3.3	4.2	12.8	16.3
2. Disapprove	17.5	19.9	14.8	17.0	18.0	22.4	18.4	15.0	15.8	16.7	20.8	11.3	13.7	23.4	33.6	55.5
3. Strongly disapprove	77.7	74.0	81.8	78.9	78.5	73.8	78.0	79.9	77.2	79.5	71.4	85.8	83.0	72.4	53.6	28.2
<i>Item 8665 Subject A11a</i>	<i>N 2463</i>	<i>1176</i>	<i>1164</i>	<i>1624</i>	<i>253</i>	<i>490</i>	<i>602</i>	<i>878</i>	<i>493</i>	<i>1846</i>	<i>462</i>	<i>1178</i>	<i>591</i>	<i>241</i>	<i>381</i>	<i>27</i>
A27L: Trying an amphetamine (upper, pep pill, bennie, speed) once or twice																
1. Don't disapprove	13.9	15.2	12.0	15.5	5.7	13.2	13.8	13.2	15.9	13.1	16.0	4.8	10.9	17.8	40.8	64.7
2. Disapprove	22.2	23.0	21.7	23.0	21.4	31.6	22.8	19.7	16.5	22.7	20.8	18.3	22.7	35.0	24.5	23.4
3. Strongly disapprove	63.9	61.7	66.3	61.5	72.9	55.2	63.4	67.1	67.6	64.2	63.2	77.0	66.5	47.1	34.7	11.8
<i>Item 8670 Subject A11a</i>	<i>N 2473</i>	<i>1180</i>	<i>1168</i>	<i>1626</i>	<i>254</i>	<i>493</i>	<i>603</i>	<i>878</i>	<i>499</i>	<i>1850</i>	<i>462</i>	<i>1183</i>	<i>593</i>	<i>240</i>	<i>384</i>	<i>26</i>
A27M: Taking amphetamines regularly																
1. Don't disapprove	5.2	6.3	3.5	4.4	3.4	4.1	4.5	4.8	7.8	4.0	7.7	2.8	3.3	6.6	12.1	27.5
2. Disapprove	14.4	17.0	11.8	14.0	16.0	18.9	15.9	12.8	11.0	13.2	18.6	9.0	13.7	22.4	24.0	50.3
3. Strongly disapprove	80.4	76.7	84.6	81.6	80.6	77.0	79.6	82.4	81.2	82.8	73.7	88.2	83.0	71.0	64.0	22.2
<i>Item 8680 Subject A11a</i>	<i>N 2480</i>	<i>1181</i>	<i>1172</i>	<i>1627</i>	<i>254</i>	<i>492</i>	<i>603</i>	<i>880</i>	<i>504</i>	<i>1855</i>	<i>462</i>	<i>1186</i>	<i>595</i>	<i>242</i>	<i>382</i>	<i>27</i>
A27N: Trying cocaine once or twice																
1. Don't disapprove	11.1	13.4	8.6	11.8	4.3	12.1	9.6	10.3	13.5	9.9	13.5	3.8	8.3	13.1	34.2	51.3
2. Disapprove	15.0	15.2	14.7	14.8	13.5	19.1	12.7	12.7	17.5	14.8	15.8	11.2	15.6	22.0	20.1	16.3
3. Strongly disapprove	73.9	71.4	76.7	73.4	82.2	68.8	77.7	77.0	68.9	75.3	70.7	85.0	76.2	65.0	45.8	32.3
<i>Item 8690 Subject A11a</i>	<i>N 2480</i>	<i>1185</i>	<i>1174</i>	<i>1630</i>	<i>256</i>	<i>501</i>	<i>603</i>	<i>876</i>	<i>500</i>	<i>1856</i>	<i>463</i>	<i>1186</i>	<i>598</i>	<i>240</i>	<i>384</i>	<i>26</i>
A27O: Taking cocaine regularly																
1. Don't disapprove	4.0	5.3	2.3	3.1	3.9	3.4	2.7	4.1	6.1	2.9	6.5	2.7	3.2	2.9	7.8	26.6
2. Disapprove	10.9	12.6	9.0	10.9	10.3	14.7	10.3	8.5	11.8	10.0	13.2	6.7	7.6	18.0	22.5	35.5
3. Strongly disapprove	85.1	82.1	88.7	86.0	85.8	81.9	86.9	87.4	82.2	87.2	80.3	90.5	89.2	79.1	69.7	37.8
<i>Item 8700 Subject A11a</i>	<i>N 2460</i>	<i>1176</i>	<i>1161</i>	<i>1620</i>	<i>249</i>	<i>501</i>	<i>598</i>	<i>864</i>	<i>497</i>	<i>1845</i>	<i>460</i>	<i>1179</i>	<i>592</i>	<i>235</i>	<i>383</i>	<i>24</i>

DESCRIPTIVE RESULTS: 2005

147

QUESTIONNAIRE FORM 3 2005	TOTAL	SEX		RACE		REGION				COLLEGE PLANS?		ILLICIT DRUG USE: LIFETIME				
		M	F	White	Black	NE	NC	S	W	Yes	No	None	Mari- juana Only	Few Pills	More Pills	Any Her- oin
<i>N (Weighted No. of Cases):</i>	2540	1189	1182	1638	257	514	619	896	511	1866	466	1190	598	243	389	27
<i>% of Weighted Total:</i>	100.0	46.8	46.5	64.5	10.1	20.2	24.4	35.3	20.1	73.5	18.3	46.9	23.5	9.6	15.3	1.1
A27P: Trying one or two drinks of an alcoholic beverage (beer, wine, liquor)																
1. Don't disapprove	73.6	73.4	74.2	79.2	51.5	82.5	72.3	69.2	73.7	74.6	71.2	60.4	83.2	86.7	90.1	96.9
2. Disapprove	14.5	14.1	14.7	11.9	24.7	10.1	15.7	16.3	14.2	15.2	11.6	20.6	10.6	7.6	6.3	-
3. Strongly disapprove	11.9	12.6	11.1	8.9	23.9	7.3	11.9	14.5	12.0	10.2	17.3	18.9	6.2	5.7	3.6	3.1
<i>Item 8710 Subject A11a</i>	<i>N 2480</i>	<i>1181</i>	<i>1176</i>	<i>1632</i>	<i>256</i>	<i>501</i>	<i>603</i>	<i>877</i>	<i>499</i>	<i>1858</i>	<i>462</i>	<i>1186</i>	<i>596</i>	<i>242</i>	<i>383</i>	<i>26</i>
A27Q: Taking one or two drinks nearly every day																
1. Don't disapprove	29.2	36.8	21.4	32.7	15.9	28.6	27.9	30.5	29.0	27.0	36.6	17.4	34.2	37.0	51.5	65.1
2. Disapprove	36.5	34.1	39.1	37.2	35.0	40.8	38.2	32.6	37.1	38.2	32.4	34.6	40.1	40.8	32.8	29.5
3. Strongly disapprove	34.3	29.1	39.5	30.1	49.1	30.6	33.9	36.9	33.8	34.8	31.0	48.0	25.7	22.2	15.8	5.4
<i>Item 8720 Subject A11a</i>	<i>N 2480</i>	<i>1179</i>	<i>1176</i>	<i>1629</i>	<i>256</i>	<i>499</i>	<i>603</i>	<i>877</i>	<i>501</i>	<i>1856</i>	<i>462</i>	<i>1185</i>	<i>596</i>	<i>242</i>	<i>383</i>	<i>26</i>
A27R: Taking four or five drinks nearly every day																
1. Don't disapprove	10.6	15.5	4.7	10.7	6.7	9.5	10.5	11.0	11.0	7.5	20.2	5.3	10.1	14.2	22.3	47.0
2. Disapprove	24.8	28.0	21.7	26.6	20.3	25.4	25.6	25.9	21.0	25.0	23.8	18.5	28.9	32.9	30.6	30.5
3. Strongly disapprove	64.6	56.5	73.6	62.6	73.1	65.1	63.9	63.0	68.0	67.4	56.1	76.3	61.0	52.8	47.0	22.5
<i>Item 8730 Subject A11a</i>	<i>N 2479</i>	<i>1182</i>	<i>1175</i>	<i>1630</i>	<i>255</i>	<i>498</i>	<i>603</i>	<i>876</i>	<i>502</i>	<i>1857</i>	<i>462</i>	<i>1185</i>	<i>595</i>	<i>242</i>	<i>385</i>	<i>26</i>
A27S: Having five or more drinks once or twice each weekend																
1. Don't disapprove	33.5	39.2	27.3	37.2	17.1	38.5	31.0	31.9	34.3	30.8	39.3	18.1	42.4	44.8	57.5	68.8
2. Disapprove	25.8	23.9	28.4	26.6	24.8	26.2	27.9	24.9	24.3	27.5	21.9	23.6	28.6	32.4	24.7	25.8
3. Strongly disapprove	40.7	36.9	44.3	36.2	58.1	35.3	41.1	43.2	41.4	41.7	38.8	58.3	29.0	22.8	17.8	5.4
<i>Item 8740 Subject A11a</i>	<i>N 2478</i>	<i>1183</i>	<i>1172</i>	<i>1626</i>	<i>255</i>	<i>499</i>	<i>603</i>	<i>876</i>	<i>500</i>	<i>1855</i>	<i>461</i>	<i>1185</i>	<i>596</i>	<i>240</i>	<i>384</i>	<i>26</i>
A28: During the LAST 12 MONTHS, how often have you been around people who were taking each of the following to get high or for "kicks"?																
A28A: Marijuana (pot, weed) or hashish																
1. Not at all	29.2	26.5	31.1	27.3	34.1	23.0	35.6	30.2	26.0	29.7	26.5	49.9	9.6	15.1	4.9	2.8
2. Once or twice	20.5	20.4	20.7	20.9	19.4	19.9	19.9	20.4	22.1	20.6	22.7	23.8	22.0	13.5	14.6	9.3
3. Occasionally	23.3	23.8	23.0	23.2	23.7	24.0	21.9	23.9	23.1	23.1	23.9	16.6	30.3	36.7	22.7	44.9
4. Often	27.0	29.2	25.3	28.6	22.8	33.1	22.6	25.5	28.7	26.6	26.8	9.7	38.0	34.7	57.8	43.0
<i>Item 20590 Subject A02b</i>	<i>N 2486</i>	<i>1184</i>	<i>1176</i>	<i>1630</i>	<i>256</i>	<i>499</i>	<i>603</i>	<i>879</i>	<i>505</i>	<i>1859</i>	<i>462</i>	<i>1188</i>	<i>598</i>	<i>240</i>	<i>383</i>	<i>27</i>
A28B: LSD																
1. Not at all	89.2	87.4	90.9	88.8	95.9	88.9	90.7	89.6	86.7	89.8	88.7	92.7	95.1	87.6	73.8	50.3
2. Once or twice	6.5	7.7	5.3	7.0	3.1	7.5	4.6	6.6	7.7	6.4	5.9	4.6	3.2	9.0	15.5	14.5
3. Occasionally	2.9	3.3	2.6	3.0	0.8	2.4	4.1	2.2	3.2	2.7	3.0	1.9	1.3	2.7	7.9	9.9
4. Often	1.4	1.5	1.2	1.2	0.2	1.2	0.6	1.6	2.4	1.1	2.4	0.8	0.5	0.8	2.8	25.3
<i>Item 20600 Subject A02b</i>	<i>N 2469</i>	<i>1182</i>	<i>1167</i>	<i>1624</i>	<i>254</i>	<i>495</i>	<i>603</i>	<i>873</i>	<i>498</i>	<i>1850</i>	<i>461</i>	<i>1183</i>	<i>596</i>	<i>236</i>	<i>383</i>	<i>27</i>
A28C: Other hallucinogens (mescaline, peyote, "shrooms" or psilocybin, PCP, etc.)																
1. Not at all	75.6	71.8	79.0	72.9	92.8	72.2	77.7	79.0	70.8	76.5	72.4	88.6	78.2	63.5	42.0	29.6
2. Once or twice	15.0	17.5	12.8	17.4	4.6	17.6	14.4	12.5	17.5	14.4	18.4	7.1	16.1	28.4	29.3	26.0
3. Occasionally	6.8	7.6	6.2	7.2	1.8	7.8	6.2	6.0	7.6	6.6	7.1	2.9	4.6	6.0	21.1	26.1
4. Often	2.6	3.0	2.0	2.6	0.8	2.4	1.7	2.6	4.1	2.5	2.2	1.4	1.0	2.2	7.6	18.2
<i>Item 20610 Subject A02b</i>	<i>N 2477</i>	<i>1183</i>	<i>1173</i>	<i>1626</i>	<i>255</i>	<i>498</i>	<i>603</i>	<i>875</i>	<i>500</i>	<i>1854</i>	<i>462</i>	<i>1186</i>	<i>596</i>	<i>239</i>	<i>384</i>	<i>27</i>
A28D: Amphetamines (uppers, pep pills, bennies, speed)																
1. Not at all	73.6	72.6	74.7	70.9	88.8	75.5	74.6	71.6	73.8	74.4	71.4	85.7	80.1	65.3	35.3	28.1
2. Once or twice	13.8	15.3	12.2	15.0	5.9	12.6	11.6	15.5	14.8	13.8	13.6	8.7	13.1	19.4	26.5	8.2
3. Occasionally	8.5	8.6	8.8	9.5	3.1	8.3	9.7	8.9	6.7	8.3	9.2	3.8	6.0	13.0	23.6	21.6
4. Often	4.1	3.5	4.3	4.6	2.2	3.5	4.1	4.0	4.7	3.4	5.8	1.8	0.8	2.3	14.6	42.1
<i>Item 20620 Subject A02b</i>	<i>N 2478</i>	<i>1184</i>	<i>1172</i>	<i>1628</i>	<i>255</i>	<i>496</i>	<i>601</i>	<i>879</i>	<i>502</i>	<i>1855</i>	<i>462</i>	<i>1185</i>	<i>596</i>	<i>239</i>	<i>385</i>	<i>27</i>

QUESTIONNAIRE FORM 3 2005	TOTAL	SEX		RACE		REGION				COLLEGE PLANS?		ILLICIT DRUG USE: LIFETIME				
		M	F	White	Black	NE	NC	S	W	Yes	No	None	Mari- juana Only	Few Pills	More Pills	Any Her- oin
<i>N (Weighted No. of Cases):</i>	2540	1189	1182	1638	257	514	619	896	511	1866	466	1190	598	243	389	27
<i>% of Weighted Total:</i>	100.0	46.8	46.5	64.5	10.1	20.2	24.4	35.3	20.1	73.5	18.3	46.9	23.5	9.6	15.3	1.1
A28E: Sedatives/barbiturates (downers)																
1. Not at all	79.6	77.0	82.3	77.4	89.5	81.0	83.2	76.6	79.3	80.7	77.0	90.2	86.6	70.7	45.9	28.2
2. Once or twice	10.8	12.0	9.4	12.1	5.1	11.6	7.6	11.7	12.3	11.2	8.9	5.4	10.2	23.1	20.0	11.3
3. Occasionally	5.9	7.0	5.3	6.3	4.2	5.1	6.3	6.8	4.6	5.1	9.3	2.8	2.1	5.5	21.0	26.3
4. Often	3.7	3.9	3.0	4.1	1.2	2.3	2.8	4.9	3.8	3.0	4.9	1.6	1.1	0.7	13.1	34.2
<i>Item 20635 Subject A02b</i>	<i>N</i> 2475	1181	1172	1627	257	496	602	877	500	1856	463	1185	594	240	383	26
A28F: Tranquilizers (Librium, Valium, Xanax)																
1. Not at all	79.1	78.5	79.4	76.6	90.5	79.7	81.2	76.6	80.2	79.2	78.0	89.0	84.1	75.8	45.9	28.1
2. Once or twice	10.5	10.8	10.2	11.2	4.2	9.8	9.3	11.5	10.7	10.9	9.3	6.3	11.0	15.3	20.3	6.9
3. Occasionally	6.0	6.5	5.8	7.1	3.1	6.4	6.3	6.4	4.4	5.9	6.5	2.8	4.0	5.1	17.0	39.8
4. Often	4.5	4.2	4.6	5.1	2.3	4.0	3.2	5.5	4.7	4.0	6.2	1.9	1.0	3.9	16.8	25.2
<i>Item 20640 Subject A02b</i>	<i>N</i> 2477	1184	1171	1628	256	497	603	875	502	1856	461	1184	595	240	385	27
A28G: Cocaine ("coke")																
1. Not at all	74.3	73.3	75.2	74.7	85.7	75.5	81.1	73.2	66.9	75.4	72.8	86.0	76.3	67.7	42.7	22.2
2. Once or twice	14.2	14.3	14.4	14.2	8.6	15.0	11.2	13.7	18.0	13.8	15.3	9.0	15.5	20.0	24.9	20.6
3. Occasionally	7.3	9.1	5.6	7.6	2.4	7.0	5.9	8.3	7.6	7.2	6.8	3.2	5.8	7.1	20.5	30.9
4. Often	4.2	3.3	4.8	3.5	3.4	2.5	1.8	4.8	7.5	3.6	5.1	1.7	2.3	5.2	11.9	26.2
<i>Item 20650 Subject A02b</i>	<i>N</i> 2478	1184	1174	1628	256	496	603	879	501	1855	463	1185	598	239	384	27
A28H: Heroin																
1. Not at all	92.7	91.9	93.6	93.7	93.3	91.8	93.9	93.4	90.6	93.1	92.9	94.5	95.7	88.7	89.3	35.6
2. Once or twice	5.1	5.7	4.7	4.8	3.9	6.3	4.4	4.5	5.7	5.1	4.4	3.8	3.2	9.2	8.2	24.5
3. Occasionally	1.5	1.7	1.0	1.0	1.7	1.5	1.2	1.3	2.1	1.2	1.7	1.2	0.8	1.6	1.9	14.7
4. Often	0.8	0.7	0.7	0.6	1.1	0.4	0.4	0.8	1.6	0.6	1.0	0.5	0.3	0.5	0.5	25.2
<i>Item 20660 Subject A02b</i>	<i>N</i> 2472	1180	1174	1626	255	496	602	877	497	1854	461	1181	596	240	383	27
A28I: Other narcotics (methadone, opium, codeine, etc.)																
1. Not at all	81.0	79.8	82.3	79.7	91.6	79.1	86.0	79.0	80.6	81.1	82.6	90.2	87.6	75.2	49.7	33.7
2. Once or twice	11.3	11.9	10.6	12.0	3.8	12.9	8.2	12.8	10.8	11.8	8.2	6.1	9.6	16.5	25.9	15.3
3. Occasionally	5.0	6.2	4.2	5.6	2.8	5.4	4.1	5.4	5.2	4.8	5.7	2.7	2.1	6.4	15.2	22.4
4. Often	2.6	2.1	2.9	2.8	1.8	2.7	1.7	2.8	3.4	2.3	3.6	1.0	0.7	1.9	9.2	28.6
<i>Item 20670 Subject A02b</i>	<i>N</i> 2471	1181	1171	1626	254	496	601	876	499	1851	461	1181	593	240	384	26
A28J: Alcoholic beverages (beer, wine, liquor)																
1. Not at all	12.6	11.4	13.3	10.3	22.0	10.6	14.3	13.7	10.6	11.1	17.7	20.4	6.0	6.0	2.1	-
2. Once or twice	13.8	13.3	14.1	12.6	19.2	10.3	15.9	14.5	13.3	14.2	12.8	21.2	9.9	5.4	3.1	10.8
3. Occasionally	24.5	24.5	24.6	24.3	28.8	26.1	25.9	23.6	23.0	25.6	21.9	27.8	24.0	23.8	16.5	17.2
4. Often	49.1	50.7	48.0	52.8	30.0	53.0	43.9	48.2	53.1	49.1	47.6	30.6	60.0	64.8	78.3	72.1
<i>Item 20680 Subject A02b</i>	<i>N</i> 2471	1183	1171	1628	254	497	602	875	496	1856	459	1179	596	240	385	27
A29: The next questions ask for your opinions on the effects of using certain drugs and other substances. How much do you think people risk harming themselves (physically or in other ways) if they . . .																
A29A: Smoke one or more packs of cigarettes per day																
1. No risk	2.4	2.7	1.7	1.5	3.4	1.2	1.1	3.8	2.6	1.1	6.1	2.2	2.0	2.5	1.7	12.2
2. Slight risk	5.0	5.3	4.8	4.9	5.9	5.2	4.2	5.8	4.2	4.0	9.0	2.8	6.3	4.9	8.7	12.5
3. Moderate risk	22.0	22.9	20.5	23.6	16.7	19.4	23.5	22.8	21.5	21.9	23.9	20.7	19.0	28.4	27.1	13.8
4. Great risk	69.0	67.5	71.5	68.8	71.0	73.0	69.8	65.5	70.2	72.1	57.6	71.6	71.9	63.0	62.5	61.5
5. Can't say, drug unfamiliar	1.6	1.6	1.5	1.2	2.9	1.2	1.3	2.2	1.3	1.0	3.4	2.6	0.9	1.2	-	-
<i>Item 12360 Subject A14a</i>	<i>N</i> 2469	1177	1172	1623	251	494	601	872	502	1855	460	1181	593	241	384	27
A29B: Try marijuana once or twice																
1. No risk	31.8	37.9	25.5	33.6	28.7	38.9	27.3	31.0	31.8	31.6	29.6	12.4	47.7	39.1	60.8	59.2
2. Slight risk	31.9	28.0	36.4	33.3	30.6	33.5	33.6	28.6	34.2	33.5	28.2	32.0	34.9	36.7	25.1	24.0
3. Moderate risk	16.4	14.6	18.1	16.2	15.1	14.3	17.0	15.7	18.7	16.4	18.4	23.1	8.4	15.3	9.0	16.9
4. Great risk	17.6	17.6	17.4	15.4	21.0	11.6	19.8	21.7	13.6	17.0	19.3	28.7	7.7	8.2	4.8	-
5. Can't say, drug unfamiliar	2.3	2.0	2.6	1.6	4.6	1.8	2.3	2.9	1.7	1.5	4.5	3.8	1.3	0.7	0.2	-
<i>Item 12370 Subject A14a</i>	<i>N</i> 2467	1179	1170	1625	252	494	601	871	500	1856	458	1179	594	241	384	27

DESCRIPTIVE RESULTS: 2005

149

QUESTIONNAIRE FORM 3 2005	TOTAL	SEX		RACE		REGION				COLLEGE PLANS?		ILLICIT DRUG USE: LIFETIME				
		M	F	White	Black	NE	NC	S	W	Yes	No	None	Mari- juana Only	Few Pills	More Pills	Any Her- oin
<i>N (Weighted No. of Cases):</i>	2540	1189	1182	1638	257	514	619	896	511	1866	466	1190	598	243	389	27
<i>% of Weighted Total:</i>	100.0	46.8	46.5	64.5	10.1	20.2	24.4	35.3	20.1	73.5	18.3	46.9	23.5	9.6	15.3	1.1
A29C: Smoke marijuana occasionally																
1. No risk	13.6	17.2	8.6	13.8	13.6	15.0	11.8	13.5	14.3	11.5	17.4	3.4	17.4	12.9	35.5	42.0
2. Slight risk	25.1	26.3	24.8	26.5	24.9	29.1	20.9	25.4	25.9	25.7	23.0	13.4	37.6	39.1	32.9	28.3
3. Moderate risk	28.9	26.5	31.8	30.7	24.4	33.2	30.2	24.5	30.7	30.7	25.6	31.9	27.5	32.1	21.6	29.7
4. Great risk	30.2	28.1	32.4	27.5	32.0	21.0	34.7	33.7	27.9	30.7	29.8	47.6	16.3	15.3	9.8	-
5. Can't say, drug unfamiliar	2.2	1.9	2.4	1.5	5.0	1.7	2.4	2.9	1.2	1.5	4.3	3.7	1.2	0.7	0.2	-
<i>Item 12380 Subject A14a</i>	<i>N</i> 2467	1177	1172	1625	252	494	601	873	499	1855	460	1180	594	241	382	27
A29D: Smoke marijuana regularly																
1. No risk	6.5	8.2	3.8	5.9	7.2	6.1	5.1	7.3	7.1	4.5	12.2	2.3	6.8	6.9	15.6	30.6
2. Slight risk	12.5	14.2	10.6	12.7	14.9	13.8	9.6	13.3	12.9	12.2	12.1	5.1	16.5	13.3	25.8	20.0
3. Moderate risk	22.4	24.7	20.5	23.9	21.2	24.3	20.5	21.8	23.9	22.1	22.9	13.5	32.2	33.0	28.5	31.5
4. Great risk	56.5	51.1	62.8	56.0	52.7	54.1	62.3	54.8	55.0	59.7	48.7	75.7	43.2	45.5	29.8	17.9
5. Can't say, drug unfamiliar	2.1	1.9	2.3	1.5	3.9	1.7	2.4	2.8	1.0	1.5	4.0	3.4	1.2	1.3	0.2	-
<i>Item 12390 Subject A14a</i>	<i>N</i> 2466	1179	1172	1625	252	494	601	871	499	1855	459	1181	593	241	384	27
A29E: Try cocaine in powder form once or twice																
1. No risk	5.2	6.3	4.1	4.7	4.6	4.5	2.8	7.0	5.7	4.3	6.9	2.8	3.6	6.5	12.5	25.8
2. Slight risk	14.8	16.1	13.8	16.1	3.9	19.5	15.9	9.8	17.5	15.2	14.3	10.7	14.9	19.5	23.9	27.2
3. Moderate risk	22.7	21.3	24.7	24.3	15.4	24.0	22.3	19.2	28.3	23.4	22.4	21.7	21.0	30.1	25.9	23.1
4. Great risk	51.1	50.5	51.1	49.1	67.7	46.4	51.9	57.4	44.1	51.9	46.9	57.2	54.9	37.9	35.2	21.0
5. Can't say, drug unfamiliar	6.1	5.9	6.3	5.8	8.5	5.7	7.2	6.6	4.5	5.1	9.5	7.6	5.6	6.1	2.5	3.0
<i>Item 12501 Subject A14a</i>	<i>N</i> 2463	1178	1170	1624	251	493	601	869	499	1852	460	1180	594	241	383	27
A29F: Take cocaine powder occasionally																
1. No risk	2.3	3.2	1.4	1.6	3.3	1.8	0.6	4.0	1.7	1.3	5.1	1.9	0.9	2.4	3.9	13.1
2. Slight risk	3.6	4.2	2.8	4.0	0.9	5.0	2.6	3.0	4.7	3.3	4.0	1.3	3.5	3.6	10.3	14.5
3. Moderate risk	17.2	17.8	16.9	18.2	7.9	20.5	17.0	11.9	23.2	17.5	17.6	14.3	14.7	22.8	27.0	19.8
4. Great risk	71.0	69.1	72.9	70.6	79.0	67.3	72.8	74.5	66.4	72.6	65.1	75.4	75.0	65.7	56.0	49.6
5. Can't say, drug unfamiliar	5.9	5.7	5.9	5.5	8.8	5.5	7.0	6.5	4.0	5.3	8.2	7.1	5.8	5.5	2.8	3.0
<i>Item 12502 Subject A14a</i>	<i>N</i> 2460	1174	1171	1622	253	491	601	870	497	1851	459	1176	594	241	384	27
A29G: Take cocaine powder regularly																
1. No risk	1.8	2.2	1.3	1.1	3.3	1.4	0.5	3.1	1.5	0.8	4.1	1.9	1.2	1.9	0.4	13.1
2. Slight risk	1.2	1.8	0.6	1.1	0.9	0.8	0.9	1.6	1.3	0.9	2.4	0.4	0.7	-	4.0	10.8
3. Moderate risk	4.8	5.6	4.1	5.3	3.6	5.9	4.3	3.9	6.1	3.7	8.7	3.4	3.0	6.4	10.5	13.9
4. Great risk	86.5	84.7	88.4	87.2	84.4	86.6	87.3	85.3	87.3	89.5	77.1	87.6	89.0	86.2	82.2	59.3
5. Can't say, drug unfamiliar	5.7	5.8	5.7	5.4	7.8	5.2	7.1	6.2	3.9	5.1	7.8	6.8	6.0	5.5	2.8	3.0
<i>Item 12503 Subject A14a</i>	<i>N</i> 2461	1176	1169	1620	252	491	600	871	499	1850	459	1179	591	240	384	27
A29H: Try "crack" cocaine once or twice																
1. No risk	3.4	4.0	3.0	2.6	5.6	3.8	1.6	4.8	2.6	2.6	5.2	2.9	2.8	3.4	4.3	18.1
2. Slight risk	10.9	10.2	11.0	10.8	4.0	12.7	11.8	7.8	13.7	11.6	10.0	9.8	10.0	11.4	15.4	19.8
3. Moderate risk	18.5	18.1	20.0	20.0	13.9	20.9	18.5	14.3	23.4	18.7	17.3	18.2	16.9	26.1	18.0	25.8
4. Great risk	60.2	60.9	59.1	59.7	69.0	56.1	60.5	65.6	54.5	60.7	58.9	61.5	63.9	51.3	57.2	28.2
5. Can't say, drug unfamiliar	7.0	6.8	6.9	6.9	7.5	6.4	7.6	7.6	5.8	6.3	8.6	7.7	6.3	7.7	5.1	8.1
<i>Item 12504 Subject A14a</i>	<i>N</i> 2461	1179	1169	1624	252	494	601	868	499	1854	457	1181	594	240	382	27
A29I: Take "crack" cocaine occasionally																
1. No risk	1.8	2.3	1.4	1.1	3.3	1.5	0.6	3.2	1.2	0.9	4.3	1.9	1.4	1.9	0.9	8.9
2. Slight risk	1.8	2.3	1.3	1.8	0.5	3.1	1.2	1.0	2.8	1.6	2.9	0.9	1.9	2.3	3.5	10.8
3. Moderate risk	13.7	12.3	14.9	14.5	8.1	15.8	14.3	9.1	19.0	13.9	13.2	13.0	10.8	18.5	17.9	19.8
4. Great risk	75.8	76.4	75.6	75.8	80.1	73.4	76.2	79.1	71.7	77.3	71.2	76.5	79.5	69.9	72.9	52.5
5. Can't say, drug unfamiliar	6.9	6.7	6.9	6.8	7.9	6.3	7.7	7.6	5.3	6.3	8.4	7.7	6.3	7.4	4.7	8.1
<i>Item 12505 Subject A14a</i>	<i>N</i> 2460	1175	1171	1623	252	493	600	870	497	1854	458	1180	594	239	382	27
A29J: Take "crack" cocaine regularly																
1. No risk	1.7	2.1	1.3	1.0	4.1	1.2	0.6	3.0	1.3	0.8	4.0	2.1	1.6	1.1	-	8.9
2. Slight risk	1.0	1.3	0.5	0.9	1.6	1.0	0.5	1.4	0.8	0.7	1.8	0.5	0.9	-	1.8	7.8
3. Moderate risk	4.0	4.4	3.7	4.2	3.8	4.7	4.1	2.8	5.1	3.6	5.8	2.9	3.0	6.9	6.6	15.9
4. Great risk	86.7	85.4	88.3	87.3	84.2	87.0	87.0	85.6	87.8	88.9	80.3	87.4	88.3	84.9	86.2	59.4
5. Can't say, drug unfamiliar	6.7	6.9	6.3	6.7	6.3	6.1	7.7	7.2	5.0	6.0	8.2	7.2	6.2	7.1	5.4	8.1
<i>Item 12506 Subject A14a</i>	<i>N</i> 2453	1172	1168	1621	250	492	599	865	496	1846	457	1177	592	236	383	27

QUESTIONNAIRE FORM 3 2005	TOTAL	SEX		RACE		REGION				COLLEGE PLANS?		ILLICIT DRUG USE: LIFETIME					
		M	F	White	Black	NE	NC	S	W	Yes	No	None	Mari- juana Only	Few Pills	More Pills	Any Her- oin	
<i>N (Weighted No. of Cases):</i>	2540	1189	1182	1638	257	514	619	896	511	1866	466	1190	598	243	389	27	
<i>% of Weighted Total:</i>	100.0	46.8	46.5	64.5	10.1	20.2	24.4	35.3	20.1	73.5	18.3	46.9	23.5	9.6	15.3	1.1	
A29K: Try one or two drinks of an alcoholic beverage (beer, wine, liquor)																	
1. No risk	49.0	54.7	43.8	53.8	30.9	58.5	48.1	43.5	50.3	49.6	47.2	34.6	60.7	60.2	69.2	67.5	
2. Slight risk	32.7	27.6	37.9	32.8	35.9	27.8	34.9	34.0	32.8	34.3	27.9	38.6	26.9	33.3	23.2	15.7	
3. Moderate risk	7.7	6.7	8.6	6.1	9.4	4.8	6.9	9.5	8.5	7.2	9.0	10.8	4.8	4.0	4.6	11.0	
4. Great risk	9.0	9.4	8.2	6.0	20.8	7.2	8.5	11.0	7.7	7.9	12.9	13.3	6.4	2.5	2.8	5.9	
5. Can't say, drug unfamiliar	1.6	1.6	1.5	1.3	3.0	1.7	1.5	2.1	0.6	1.0	3.0	2.6	1.1	-	0.3	-	
<i>Item 12510 Subject A14a</i>	<i>N</i>	<i>2460</i>	<i>1178</i>	<i>1168</i>	<i>1621</i>	<i>252</i>	<i>493</i>	<i>599</i>	<i>870</i>	<i>499</i>	<i>1850</i>	<i>460</i>	<i>1178</i>	<i>594</i>	<i>240</i>	<i>383</i>	<i>27</i>
A29L: Take one or two drinks nearly every day																	
1. No risk	13.8	18.9	8.3	14.0	10.7	13.6	10.0	16.1	14.4	11.5	21.3	7.1	16.2	19.5	24.2	41.8	
2. Slight risk	30.1	33.1	27.9	33.0	18.2	33.9	33.3	26.7	28.6	30.7	31.8	26.3	33.4	38.4	33.1	24.7	
3. Moderate risk	32.4	27.4	36.9	33.3	31.9	30.8	36.3	29.5	34.1	34.5	22.3	34.4	31.2	33.8	28.1	27.6	
4. Great risk	22.1	19.0	25.4	18.4	36.6	19.8	18.8	25.7	22.2	22.3	21.7	29.7	18.2	8.3	14.3	5.9	
5. Can't say, drug unfamiliar	1.6	1.6	1.5	1.3	2.6	1.7	1.7	2.0	0.6	1.0	3.0	2.6	1.1	-	0.3	-	
<i>Item 12520 Subject A14a</i>	<i>N</i>	<i>2457</i>	<i>1176</i>	<i>1168</i>	<i>1623</i>	<i>250</i>	<i>493</i>	<i>598</i>	<i>869</i>	<i>497</i>	<i>1853</i>	<i>458</i>	<i>1178</i>	<i>593</i>	<i>238</i>	<i>384</i>	<i>27</i>
A29M: Take four or five drinks nearly every day																	
1. No risk	4.7	6.7	2.4	4.3	3.3	3.6	4.2	5.8	4.5	2.5	12.0	2.5	5.0	4.6	7.4	32.2	
2. Slight risk	8.9	11.4	6.5	9.7	6.3	9.1	8.0	9.3	9.2	7.9	12.3	5.5	10.4	14.2	13.8	4.9	
3. Moderate risk	25.3	29.2	21.5	27.8	16.1	28.1	26.7	24.3	22.3	25.1	27.4	20.6	28.7	33.6	30.3	23.9	
4. Great risk	59.5	51.1	68.0	56.9	71.7	57.5	59.3	58.6	63.3	63.3	45.2	68.7	54.7	47.6	48.1	39.0	
5. Can't say, drug unfamiliar	1.6	1.6	1.5	1.3	2.6	1.7	1.8	2.0	0.6	1.1	3.0	2.7	1.1	-	0.3	-	
<i>Item 12530 Subject A14a</i>	<i>N</i>	<i>2460</i>	<i>1176</i>	<i>1171</i>	<i>1624</i>	<i>251</i>	<i>494</i>	<i>600</i>	<i>870</i>	<i>497</i>	<i>1854</i>	<i>460</i>	<i>1181</i>	<i>593</i>	<i>240</i>	<i>382</i>	<i>27</i>
A29N: Have five or more drinks once or twice each weekend																	
1. No risk	10.2	14.0	6.3	11.0	4.7	11.0	8.1	11.1	10.7	8.2	16.2	4.1	13.2	12.1	19.9	36.7	
2. Slight risk	16.3	18.5	14.4	19.3	8.8	21.1	15.9	15.4	13.5	16.2	16.8	9.8	19.7	23.5	27.0	14.9	
3. Moderate risk	24.0	22.7	25.7	24.9	22.9	25.6	23.1	23.1	25.3	24.6	22.8	22.0	26.9	28.1	24.1	28.3	
4. Great risk	47.8	43.2	52.1	43.5	61.0	40.8	51.0	48.4	49.9	50.0	41.1	61.6	38.9	36.2	28.7	17.4	
5. Can't say, drug unfamiliar	1.6	1.6	1.4	1.3	2.6	1.6	1.9	2.0	0.7	1.1	3.0	2.5	1.3	-	0.3	2.7	
<i>Item 12540 Subject A14a</i>	<i>N</i>	<i>2458</i>	<i>1173</i>	<i>1172</i>	<i>1620</i>	<i>251</i>	<i>491</i>	<i>601</i>	<i>867</i>	<i>499</i>	<i>1851</i>	<i>460</i>	<i>1177</i>	<i>593</i>	<i>240</i>	<i>384</i>	<i>27</i>
A30: How difficult do you think it would be for you to get each of the following types of drugs, if you wanted some?																	
A30A: Marijuana																	
1. Probably impossible	4.8	4.1	5.6	2.1	9.3	3.8	4.3	5.4	5.5	4.2	6.3	8.4	0.8	2.1	1.4	-	
2. Very difficult	3.0	2.5	3.4	1.7	5.6	1.3	3.8	3.3	3.2	2.8	3.6	5.1	1.2	1.3	0.2	2.7	
3. Fairly difficult	6.9	6.4	7.3	6.4	8.3	6.4	8.3	6.6	6.2	7.0	6.0	10.9	3.2	5.6	0.9	5.2	
4. Fairly easy	24.2	23.0	25.8	26.2	18.5	21.0	29.7	24.0	20.9	25.5	20.5	31.3	19.7	19.1	13.6	6.1	
5. Very easy	61.1	64.0	57.8	63.6	58.4	67.6	53.9	60.8	64.2	60.4	63.6	44.2	75.1	71.9	83.9	85.9	
<i>Item 6750 Subject A03a</i>	<i>N</i>	<i>2444</i>	<i>1169</i>	<i>1166</i>	<i>1612</i>	<i>251</i>	<i>492</i>	<i>599</i>	<i>860</i>	<i>493</i>	<i>1846</i>	<i>453</i>	<i>1168</i>	<i>591</i>	<i>241</i>	<i>382</i>	<i>27</i>
A30B: "Crack" cocaine																	
1. Probably impossible	11.6	10.3	13.1	8.3	24.1	8.3	12.3	14.4	9.2	10.7	14.1	15.8	9.0	7.2	4.1	-	
2. Very difficult	18.6	19.7	17.5	20.8	12.5	22.3	22.4	16.8	13.6	18.7	16.9	18.8	21.3	19.2	14.9	9.3	
3. Fairly difficult	30.9	31.1	31.4	35.5	14.6	32.8	34.2	26.5	32.8	32.2	26.7	32.9	30.8	28.2	29.4	19.8	
4. Fairly easy	23.6	22.5	24.5	23.7	19.6	20.6	20.3	25.7	26.8	23.7	23.7	20.4	22.7	33.7	28.2	27.2	
5. Very easy	15.3	16.4	13.5	11.6	29.3	15.9	10.8	16.6	17.6	14.6	18.7	12.1	16.2	11.8	23.4	43.7	
<i>Item 6811 Subject A03a</i>	<i>N</i>	<i>2439</i>	<i>1167</i>	<i>1163</i>	<i>1608</i>	<i>252</i>	<i>489</i>	<i>598</i>	<i>859</i>	<i>492</i>	<i>1840</i>	<i>454</i>	<i>1169</i>	<i>586</i>	<i>239</i>	<i>384</i>	<i>27</i>
A30C: Cocaine powder																	
1. Probably impossible	12.5	11.1	14.0	9.5	25.1	10.7	13.8	14.6	9.3	11.5	15.9	17.0	9.5	8.4	4.5	-	
2. Very difficult	18.8	19.4	18.2	19.9	16.7	19.3	23.1	17.6	15.1	19.8	14.1	20.9	24.3	13.6	8.9	2.7	
3. Fairly difficult	27.5	27.3	28.0	31.9	13.6	29.3	31.1	23.4	28.6	28.1	25.9	30.4	27.6	29.4	19.9	16.6	
4. Fairly easy	24.5	24.3	25.0	24.8	21.7	24.5	20.2	26.4	26.6	24.5	24.4	19.1	22.8	34.6	37.1	34.5	
5. Very easy	16.6	17.9	14.8	13.8	22.9	16.1	11.8	18.1	20.4	16.1	19.7	12.5	15.9	13.9	29.5	46.2	
<i>Item 6812 Subject A03a</i>	<i>N</i>	<i>2437</i>	<i>1167</i>	<i>1163</i>	<i>1607</i>	<i>251</i>	<i>488</i>	<i>598</i>	<i>860</i>	<i>491</i>	<i>1839</i>	<i>454</i>	<i>1166</i>	<i>586</i>	<i>241</i>	<i>382</i>	<i>27</i>

DESCRIPTIVE RESULTS: 2005

151

QUESTIONNAIRE FORM 3 2005	TOTAL	SEX		RACE		REGION				COLLEGE PLANS?		ILLCIT DRUG USE: LIFETIME				
		M	F	White	Black	NE	NC	S	W	Yes	No	None	Mari- juana Only	Few Pills	More Pills	Any Her- oin
<i>N (Weighted No. of Cases):</i>	2540	1189	1182	1638	257	514	619	896	511	1866	466	1190	598	243	389	27
<i>% of Weighted Total:</i>	100.0	46.8	46.5	64.5	10.1	20.2	24.4	35.3	20.1	73.5	18.3	46.9	23.5	9.6	15.3	1.1
This section asks about a number of different things.																
D01: How satisfied are you with your life as a whole these days?																
1. Completely dissatisfied	3.2	3.8	2.6	3.3	3.6	2.5	2.6	3.1	4.6	2.4	6.5	3.2	2.7	4.2	2.9	7.6
2. Quite dissatisfied	6.3	5.6	7.3	6.7	2.8	6.5	6.3	5.9	7.1	6.2	7.0	6.9	5.8	4.6	6.2	13.3
3. Somewhat dissatisfied	8.9	7.9	10.3	8.2	10.5	9.4	8.7	8.6	9.2	8.4	11.4	6.3	10.6	10.2	11.6	43.2
4. Neither, or mixed feelings	12.8	14.4	11.1	10.4	17.4	12.9	11.3	11.7	16.5	11.0	20.1	11.1	14.6	10.6	18.1	-
5. Somewhat satisfied	22.7	22.0	23.2	23.1	20.0	23.7	21.1	22.2	24.6	23.1	20.2	20.5	24.9	26.8	24.4	13.7
6. Quite satisfied	34.9	34.6	34.9	38.1	29.9	34.1	39.1	35.4	29.8	37.5	24.2	39.0	31.5	33.3	29.6	11.5
7. Completely satisfied	11.2	11.8	10.7	10.3	15.8	10.8	11.0	13.2	8.2	11.4	10.6	13.1	10.0	10.2	7.2	10.8
<i>Item 6840 Subject P01, Q01</i>	<i>N</i> 2335	1118	1132	1576	223	452	582	823	479	1827	455	1128	563	228	362	25
The next questions are about feeling unsafe—that is, feeling that someone might try to harm or injure you.																
D02: How often do you feel unsafe when you are at school?																
1. Never	52.5	55.7	49.2	56.4	48.2	54.3	56.6	51.5	47.2	53.0	51.1	50.4	58.4	49.0	51.2	61.3
2. Rarely	33.4	30.0	36.5	32.2	32.2	33.2	34.1	31.6	35.6	34.4	29.9	36.2	28.0	35.0	34.4	17.0
3. Some days	8.7	7.8	10.2	7.0	11.0	7.4	5.1	11.0	10.5	8.5	9.3	8.8	8.4	10.7	7.4	3.4
4. Most days	2.5	3.0	1.9	1.8	2.4	1.4	2.3	2.5	3.7	1.7	4.9	2.4	2.6	2.2	2.0	3.1
5. Every day	3.0	3.5	2.1	2.6	6.1	3.7	1.9	3.4	3.0	2.4	4.8	2.1	2.5	3.1	5.0	15.2
<i>Item 25770 Subject B07</i>	<i>N</i> 2342	1123	1133	1581	222	457	581	824	479	1828	455	1128	563	228	367	25
D03: How often do you feel unsafe going to or from school?																
1. Never	57.0	62.9	51.3	61.8	46.6	60.2	63.5	54.7	49.8	56.4	59.5	54.9	58.9	56.9	59.8	78.1
2. Rarely	30.7	26.3	35.1	29.0	35.3	29.0	28.5	31.0	34.4	32.5	24.6	32.6	29.6	31.6	28.6	3.1
3. Some days	7.8	6.6	9.0	5.9	9.6	6.5	6.0	9.3	8.8	7.8	8.1	8.8	6.3	7.0	7.6	1.1
4. Most days	2.4	2.0	2.9	1.9	4.1	2.2	1.2	2.4	4.3	1.9	3.9	2.4	3.0	1.9	1.4	3.4
5. Every day	2.1	2.2	1.7	1.5	4.4	2.1	0.8	2.7	2.7	1.5	4.0	1.3	2.1	2.5	2.6	14.4
<i>Item 25780 Subject B07</i>	<i>N</i> 2338	1121	1132	1580	221	456	579	824	479	1827	455	1128	561	228	365	25
D04: During the LAST FOUR WEEKS, how many days did you not go to school because you felt you would be unsafe at school or on your way to or from school?																
1. 0 days	97.1	97.0	97.9	98.0	95.9	97.9	98.6	96.2	96.4	97.8	94.8	97.8	96.8	98.1	97.0	84.1
2. 1 day	1.2	1.2	1.1	0.8	1.5	1.1	0.6	1.6	1.2	1.0	2.0	0.7	2.0	0.4	1.8	-
3. 2 or 3 days	0.9	0.9	0.7	0.8	1.2	0.7	0.4	1.3	1.3	0.6	2.2	0.8	0.5	1.5	1.0	3.7
4. 4 or more days	0.7	0.9	0.3	0.5	1.4	0.3	0.5	0.9	1.0	0.6	0.9	0.7	0.7	-	0.2	12.2
<i>Item 25790 Subject B07</i>	<i>N</i> 2332	1119	1128	1576	221	453	582	820	478	1823	452	1126	560	228	365	25
Lately there has been some attention paid to certain drugs.																
D05: During the last 12 months, on how many occasions (if any) have you . . .																
D05A: . . . taken ketamine ("special K," "super K")																
1. 0 occasions	98.9	98.7	99.1	99.0	99.7	98.1	99.0	99.0	99.4	99.1	98.2	100.0	100.0	99.2	95.5	78.8
2. 1-2	0.5	0.7	0.4	0.4	0.3	0.9	0.3	0.5	0.4	0.5	0.7	-	-	0.3	2.2	11.4
3. 3-5	0.4	0.5	0.4	0.4	-	0.8	0.4	0.5	-	0.4	0.6	-	-	0.4	1.6	5.1
4. 6-9	*	-	0.1	0.1	-	0.2	-	-	-	-	0.2	-	-	-	-	3.7
5. 10-19	0.1	0.1	-	0.1	-	-	0.2	-	0.1	*	0.3	-	-	-	0.6	-
6. 20-39	-	-	-	-	-	-	-	-	-	-	-	-	-	-	-	-
7. 40 or more	*	*	*	*	-	-	-	0.1	*	-	-	-	-	-	0.1	0.9
<i>Item 31060 Subject A01b</i>	<i>N</i> 2323	1112	1127	1570	219	448	582	819	474	1822	449	1126	556	228	360	25

*=less than .05 percent.

QUESTIONNAIRE FORM 3 2005	TOTAL	SEX		RACE		REGION				COLLEGE PLANS?		ILLCIT DRUG USE: LIFETIME				
		M	F	White	Black	NE	NC	S	W	Yes	No	None	Mari- juana Only	Few Pills	More Pills	Any Her- oin
<i>N (Weighted No. of Cases):</i>	2540	1189	1182	1638	257	514	619	896	511	1866	466	1190	598	243	389	27
<i>% of Weighted Total:</i>	100.0	46.8	46.5	64.5	10.1	20.2	24.4	35.3	20.1	73.5	18.3	46.9	23.5	9.6	15.3	1.1
D05B: . . . taken "andro" (androstenedione, non-prescription steroid)																
1. 0 occasions	98.4	97.5	99.6	98.5	98.5	99.2	98.3	97.9	98.6	98.9	97.0	99.6	98.7	97.7	97.1	75.5
2. 1-2	0.5	1.0	0.2	0.6	0.3	0.2	0.3	0.9	0.6	0.5	0.9	-	0.5	1.6	0.6	13.4
3. 3-5	0.3	0.5	-	0.3	0.4	-	0.7	-	0.7	0.3	0.3	0.1	-	0.4	0.9	6.5
4. 6-9	0.4	0.5	0.2	0.4	0.5	0.5	0.5	0.6	0.1	0.2	1.0	0.3	0.5	0.3	0.7	4.6
5. 10-19	0.1	0.1	-	0.1	-	0.1	0.1	0.1	-	*	0.3	-	-	-	0.3	-
6. 20-39	0.1	0.3	-	0.1	0.2	-	0.2	0.3	-	0.1	0.4	-	0.3	-	-	-
7. 40 or more	0.1	0.2	-	0.1	-	-	-	0.2	-	0.1	-	0.1	-	-	0.3	-
<i>Item 31160 Subject A01b</i>	<i>N</i> 2315	1107	1125	1562	219	447	577	818	474	1816	446	1124	556	228	360	25
D05C: . . . taken creatine (amino acid used to build muscles)																
1. 0 occasions	92.0	84.6	99.1	91.1	95.7	94.3	92.7	90.0	92.4	92.3	90.8	95.7	91.8	86.8	85.9	70.3
2. 1-2	1.5	2.6	0.5	1.5	2.0	1.5	1.3	1.8	1.3	1.3	2.4	0.9	1.4	2.7	2.7	4.1
3. 3-5	1.4	2.6	0.2	1.4	0.5	0.2	1.2	2.1	1.6	1.3	1.8	0.7	1.0	3.6	3.2	-
4. 6-9	0.9	1.7	0.2	1.1	0.2	1.1	1.2	0.9	0.4	1.0	0.7	0.6	0.9	1.8	1.4	3.7
5. 10-19	1.3	2.7	-	1.4	1.1	1.1	0.6	2.0	1.3	1.1	2.4	0.4	1.4	1.6	2.6	11.2
6. 20-39	0.8	1.6	*	1.0	-	0.5	1.1	0.6	0.8	0.8	0.5	0.4	1.1	1.3	1.0	0.9
7. 40 or more	2.1	4.3	0.1	2.5	0.4	1.4	1.9	2.5	2.2	2.2	1.5	1.3	2.5	2.2	3.2	9.8
<i>Item 31170 Subject A01b</i>	<i>N</i> 2313	1106	1124	1566	217	447	579	816	472	1816	447	1122	556	228	357	25
D05D: . . . taken ritalin (without a doctor's orders)																
1. 0 occasions	96.8	96.2	97.2	96.2	99.6	97.0	95.2	97.2	97.8	97.1	95.6	100.0	100.0	94.0	86.5	66.1
2. 1-2	1.4	1.2	1.7	1.7	0.4	1.2	1.5	1.1	1.9	1.4	1.3	-	-	2.5	6.6	7.6
3. 3-5	0.7	1.2	0.2	0.8	-	-	1.3	0.9	0.1	0.6	1.0	-	-	2.1	1.9	7.6
4. 6-9	0.3	0.3	0.4	0.4	-	0.8	0.1	0.5	-	0.2	0.8	-	-	-	1.7	7.0
5. 10-19	0.4	0.6	0.3	0.5	-	0.4	1.1	0.1	0.2	0.3	1.0	-	-	1.0	1.8	5.3
6. 20-39	0.1	0.2	0.1	0.2	-	0.3	0.3	-	-	0.1	0.2	-	-	-	0.9	-
7. 40 or more	0.2	0.4	0.1	0.3	-	0.2	0.4	0.2	-	0.2	-	-	-	0.4	0.6	6.5
<i>Item 31180 Subject A01b</i>	<i>N</i> 2320	1111	1127	1567	219	448	580	819	474	1819	449	1125	556	228	361	25
D05E: . . . taken Rohypnol ("roopies," "roofies")																
1. 0 occasions	99.2	98.7	99.7	99.3	99.7	99.5	98.5	99.3	99.6	99.5	98.5	100.0	100.0	99.6	97.6	76.2
2. 1-2	0.5	0.7	0.2	0.5	0.3	0.2	0.9	0.4	0.3	0.4	0.5	-	-	-	2.0	10.4
3. 3-5	0.2	0.4	-	*	-	0.2	0.3	0.2	-	-	0.7	-	-	0.4	0.2	2.2
4. 6-9	*	-	0.1	0.1	-	0.2	-	-	-	-	0.2	-	-	-	-	3.7
5. 10-19	*	*	-	*	-	-	-	-	0.1	*	-	-	-	-	-	1.1
6. 20-39	-	-	-	-	-	-	-	-	-	-	-	-	-	-	-	-
7. 40 or more	0.1	0.2	-	0.1	-	-	0.3	0.1	-	0.1	-	-	-	-	0.1	6.5
<i>Item 29785 Subject A01b</i>	<i>N</i> 2316	1111	1123	1567	219	447	580	816	473	1819	446	1123	556	228	359	25
D06: At any time during the LAST 12 MONTHS, have you felt in your own mind that you should REDUCE or STOP your use of . . .																
D06A: Alcohol?																
1. Yes	21.0	23.4	18.4	20.7	19.9	16.8	17.7	26.0	20.8	20.0	24.4	11.5	26.4	32.0	31.8	47.1
2. No	48.8	47.2	50.6	52.6	32.9	59.0	47.5	43.7	49.1	48.2	50.6	35.0	62.3	55.5	63.1	52.9
8. Haven't used in last 12 months	30.2	29.4	30.9	26.8	47.2	24.2	34.8	30.4	30.0	31.8	25.0	53.5	11.3	12.6	5.1	-
<i>Item 8910 Subject A01i</i>	<i>N</i> 2031	975	983	1420	169	402	508	695	426	1605	368	946	497	213	332	24
D06B: Cigarettes?																
1. Yes	19.4	20.4	18.6	21.8	14.4	16.5	21.8	21.5	15.7	18.3	25.0	5.0	25.8	31.8	44.0	51.6
2. No	17.3	17.1	17.2	17.0	14.6	18.3	17.6	16.3	17.7	14.8	25.4	12.4	19.9	23.4	21.0	42.6
8. Haven't used in last 12 months	63.3	62.5	64.2	61.2	71.0	65.3	60.6	62.1	66.7	66.9	49.6	82.6	54.3	44.8	35.0	5.8
<i>Item 8920 Subject A01i</i>	<i>N</i> 2284	1103	1102	1558	210	446	572	805	462	1778	440	1093	548	231	362	26
D06C: Marijuana?																
1. Yes	16.7	19.9	13.8	16.2	21.4	17.5	13.8	18.7	16.3	15.7	21.2	-	32.6	25.7	37.7	45.7
2. No	16.6	17.4	15.7	17.5	12.3	25.2	13.4	12.7	18.8	15.6	20.6	-	33.4	25.2	34.6	51.1
8. Haven't used in last 12 months	66.7	62.7	70.5	66.3	66.2	57.3	72.7	68.7	64.8	68.7	58.2	100.0	33.9	49.2	27.7	3.2
<i>Item 8930 Subject A01i</i>	<i>N</i> 2031	984	975	1408	178	398	513	702	417	1633	347	997	461	201	331	24

* = less than .05 percent.

DESCRIPTIVE RESULTS: 2005

153

QUESTIONNAIRE FORM 3 2005	TOTAL	SEX		RACE		REGION				COLLEGE PLANS?		ILLICIT DRUG USE: LIFETIME				
		M	F	White	Black	NE	NC	S	W	Yes	No	None	Mari- juana Only	Few Pills	More Pills	Any Her- oin
<i>N (Weighted No. of Cases):</i>	2540	1189	1182	1638	257	514	619	896	511	1866	466	1190	598	243	389	27
<i>% of Weighted Total:</i>	100.0	46.8	46.5	64.5	10.1	20.2	24.4	35.3	20.1	73.5	18.3	46.9	23.5	9.6	15.3	1.1
D06D: Hallucinogens (LSD, etc.)?																
1. Yes	1.0	1.5	0.6	1.2	-	0.6	1.3	0.8	1.5	0.8	1.7	-	-	1.9	4.3	21.8
2. No	2.5	3.2	1.9	2.8	0.8	3.8	2.4	2.1	2.0	2.2	3.5	-	-	1.8	12.2	41.5
8. Haven't used in last 12 months	96.5	95.3	97.5	96.0	99.2	95.6	96.3	97.1	96.5	97.0	94.8	100.0	100.0	96.3	83.5	36.7
<i>Item 8940 Subject A01i</i>	<i>N 2026</i>	<i>966</i>	<i>991</i>	<i>1413</i>	<i>182</i>	<i>389</i>	<i>517</i>	<i>709</i>	<i>410</i>	<i>1614</i>	<i>363</i>	<i>998</i>	<i>491</i>	<i>198</i>	<i>300</i>	<i>20</i>
D06E: Amphetamines (uppers)?																
1. Yes	1.8	1.8	1.9	2.2	-	1.5	2.4	2.0	1.1	1.8	1.5	-	-	-	11.9	35.9
2. No	3.1	4.0	2.3	3.5	1.3	4.7	3.0	2.7	2.4	2.5	5.4	-	-	3.0	19.6	33.8
8. Haven't used in last 12 months	95.1	94.2	95.8	94.3	98.7	93.8	94.6	95.3	96.4	95.7	93.1	100.0	100.0	97.0	68.4	30.4
<i>Item 8950 Subject A01i</i>	<i>N 1951</i>	<i>937</i>	<i>948</i>	<i>1348</i>	<i>175</i>	<i>373</i>	<i>495</i>	<i>677</i>	<i>405</i>	<i>1562</i>	<i>334</i>	<i>995</i>	<i>496</i>	<i>183</i>	<i>237</i>	<i>21</i>
D06F: Tranquilizers?																
1. Yes	1.7	2.4	1.1	2.2	-	0.8	3.1	2.0	0.5	1.2	4.5	-	-	-	11.3	17.2
2. No	2.8	3.7	1.9	3.5	1.0	2.6	3.3	2.9	2.4	2.6	4.4	-	-	1.4	16.8	40.6
8. Haven't used in last 12 months	95.4	93.9	97.0	94.3	99.0	96.6	93.7	95.1	97.0	96.2	91.1	100.0	100.0	98.6	72.0	42.2
<i>Item 9005 Subject A01i</i>	<i>N 1990</i>	<i>964</i>	<i>958</i>	<i>1380</i>	<i>177</i>	<i>380</i>	<i>517</i>	<i>683</i>	<i>410</i>	<i>1596</i>	<i>346</i>	<i>996</i>	<i>494</i>	<i>190</i>	<i>271</i>	<i>20</i>
D06G: Sedatives/barbiturates (downers)?																
1. Yes	2.4	3.0	1.9	2.8	0.5	1.7	2.1	3.7	1.1	2.3	2.5	-	-	3.1	14.1	21.0
2. No	5.3	6.3	4.2	6.1	1.7	6.7	5.2	5.6	3.5	4.5	8.9	-	-	10.8	27.2	45.9
8. Haven't used in last 12 months	92.3	90.7	93.8	91.1	97.8	91.6	92.8	90.6	95.3	93.3	88.6	100.0	100.0	86.2	58.6	33.1
<i>Item 8975 Subject A01i</i>	<i>N 2177</i>	<i>1041</i>	<i>1057</i>	<i>1488</i>	<i>203</i>	<i>426</i>	<i>549</i>	<i>766</i>	<i>436</i>	<i>1710</i>	<i>407</i>	<i>1093</i>	<i>542</i>	<i>212</i>	<i>286</i>	<i>22</i>
D06H: Cocaine?																
1. Yes	2.2	2.4	2.0	1.8	2.8	1.7	1.2	2.7	2.9	2.1	2.5	-	-	3.4	10.1	27.5
2. No	2.0	2.7	1.4	2.2	0.4	2.7	1.5	1.9	1.9	1.5	2.9	-	-	0.9	8.9	41.8
8. Haven't used in last 12 months	95.9	95.0	96.6	96.1	96.7	95.6	97.2	95.4	95.2	96.4	94.6	100.0	100.0	95.7	81.0	30.8
<i>Item 8980 Subject A01i</i>	<i>N 2054</i>	<i>989</i>	<i>997</i>	<i>1429</i>	<i>182</i>	<i>391</i>	<i>523</i>	<i>720</i>	<i>420</i>	<i>1636</i>	<i>368</i>	<i>999</i>	<i>497</i>	<i>207</i>	<i>310</i>	<i>23</i>
D06I: Heroin?																
1. Yes	0.3	0.2	0.4	0.1	1.4	-	0.3	0.4	0.4	0.2	0.7	-	-	-	-	29.5
2. No	0.4	0.7	0.2	0.3	-	0.4	0.4	0.7	-	0.2	1.2	-	-	-	-	41.2
8. Haven't used in last 12 months	99.3	99.1	99.4	99.6	98.6	99.6	99.3	98.9	99.6	99.6	98.1	100.0	100.0	100.0	100.0	29.3
<i>Item 8990 Subject A01i</i>	<i>N 2042</i>	<i>980</i>	<i>994</i>	<i>1422</i>	<i>180</i>	<i>383</i>	<i>525</i>	<i>718</i>	<i>416</i>	<i>1631</i>	<i>359</i>	<i>996</i>	<i>496</i>	<i>204</i>	<i>309</i>	<i>20</i>
D06J: Other narcotics?																
1. Yes	1.8	2.4	1.3	2.2	1.4	0.5	2.4	2.1	1.6	1.0	4.9	-	-	0.9	10.5	36.8
2. No	2.8	3.1	2.4	3.4	1.0	3.6	2.6	2.8	2.0	2.4	4.5	-	-	1.7	18.3	27.5
8. Haven't used in last 12 months	95.5	94.5	96.3	94.4	97.6	95.9	95.0	95.1	96.3	96.5	90.7	100.0	100.0	97.4	71.2	35.6
<i>Item 9000 Subject A01i</i>	<i>N 1950</i>	<i>936</i>	<i>951</i>	<i>1360</i>	<i>178</i>	<i>384</i>	<i>498</i>	<i>682</i>	<i>387</i>	<i>1559</i>	<i>342</i>	<i>996</i>	<i>495</i>	<i>178</i>	<i>243</i>	<i>20</i>
D07: How likely is it that you will use marijuana in the next 12 months?																
1. Definitely will—GO TO Q.D09	11.5	15.2	8.2	12.4	7.5	19.3	7.7	9.4	12.2	10.7	12.9	0.6	17.5	12.1	36.3	27.0
2. Probably will—GO TO Q.D09	11.0	10.8	11.5	11.2	10.7	12.5	10.0	8.8	14.8	11.2	9.9	1.1	23.0	17.9	19.2	33.5
3. Probably will not	17.5	18.7	17.0	18.2	18.5	19.4	16.2	18.7	15.3	17.0	20.8	10.6	26.2	28.7	19.5	28.1
4. Definitely will not	60.0	55.3	63.3	58.2	63.2	48.8	66.1	63.1	57.7	61.1	56.4	87.6	33.2	41.3	24.9	11.4
<i>Item 9010 Subject A04a</i>	<i>N 2190</i>	<i>1032</i>	<i>1083</i>	<i>1512</i>	<i>192</i>	<i>427</i>	<i>560</i>	<i>767</i>	<i>435</i>	<i>1711</i>	<i>420</i>	<i>1098</i>	<i>512</i>	<i>211</i>	<i>329</i>	<i>22</i>

QUESTIONNAIRE FORM 3 2005	TOTAL	SEX		RACE		REGION				COLLEGE PLANS?		ILLICIT DRUG USE: LIFETIME					
		M	F	White	Black	NE	NC	S	W	Yes	No	None	Mari- juana Only	Few Pills	More Pills	Any Her- oin	
<i>N (Weighted No. of Cases):</i>	2540	1189	1182	1638	257	514	619	896	511	1866	466	1190	598	243	389	27	
<i>% of Weighted Total:</i>	100.0	46.8	46.5	64.5	10.1	20.2	24.4	35.3	20.1	73.5	18.3	46.9	23.5	9.6	15.3	1.1	
D08: Here are some reasons people give for not using marijuana, or for stopping use. Please tell us which reasons are true for you. (Mark all that apply.)																	
A. Concerned about possible psychological damage	57.8	53.3	61.5	55.8	60.6	52.8	62.1	55.0	61.6	61.9	42.0	65.6	43.3	52.0	38.8	-	
B. Concerned about possible physical damage	54.8	51.3	57.7	52.6	56.7	53.2	54.6	53.6	59.0	59.0	37.8	63.4	37.4	44.4	38.8	10.8	
C. Concerned about getting arrested	52.3	55.2	50.3	55.7	40.0	49.2	52.9	57.5	43.7	54.7	42.0	53.3	47.5	57.2	48.2	78.5	
D. Concerned about becoming addicted to marijuana	47.7	45.5	50.3	45.7	47.1	47.1	49.9	46.8	47.0	50.7	35.7	54.2	34.3	44.9	33.8	-	
E. It's against my beliefs	44.1	38.5	49.0	47.8	31.2	41.9	49.1	44.1	38.9	47.2	31.6	55.2	21.3	31.2	25.2	-	
F. Concerned about loss of energy or ambition	36.0	37.7	34.8	34.7	40.7	39.1	34.2	34.7	38.7	36.9	33.4	40.2	27.7	25.6	32.9	56.1	
G. Concerned about possible loss of control of myself	46.9	40.8	52.5	45.9	49.7	45.5	49.0	46.1	46.8	50.0	35.1	55.5	32.6	33.2	29.6	-	
H. It might lead to stronger drugs	49.2	47.7	50.9	48.6	46.2	45.5	49.6	50.2	50.2	52.0	37.3	54.3	37.2	45.5	42.1	20.3	
I. Not enjoyable, I didn't like it	23.3	21.1	25.3	23.4	26.7	22.1	23.2	24.2	22.8	23.1	25.4	16.9	40.6	32.5	27.1	21.5	
J. My parents would disapprove	61.9	58.1	65.5	63.0	53.5	58.0	63.8	62.8	60.8	64.8	49.6	66.0	55.5	58.1	50.2	31.1	
K. My husband/wife (or boyfriend/girlfriend) would disapprove	32.5	33.0	32.7	33.8	28.3	26.7	35.5	33.8	31.1	33.3	29.9	32.2	34.6	29.1	35.8	10.8	
L. I don't like being with the people who use it	42.0	36.2	46.3	44.9	31.3	38.6	46.7	40.2	41.9	43.4	37.3	49.2	28.1	26.8	33.9	21.3	
M. My friends don't use it	34.3	29.6	37.9	35.0	32.6	27.7	41.0	34.2	30.4	35.6	29.4	40.9	22.1	25.7	19.5	10.8	
N. I might have a bad trip	21.9	19.9	23.7	21.3	20.2	21.8	18.9	25.4	19.3	23.2	17.5	24.2	17.8	18.6	17.2	-	
O. Too expensive	23.5	28.4	20.0	26.3	11.4	22.4	28.3	23.7	16.9	24.5	20.6	24.2	21.8	24.6	22.0	-	
P. Not available	6.8	7.9	5.9	6.2	7.4	4.2	8.1	8.5	3.8	6.4	7.7	8.1	4.8	4.6	3.6	-	
Q. Don't feel like getting high	62.3	64.2	61.1	63.4	56.7	65.3	66.0	59.4	60.0	61.8	64.9	64.3	56.7	61.5	60.0	77.6	
<i>Item 9020-9180 Subject A06b</i>	<i>N†</i>	1624	715	849	1105	153	272	443	603	307	1288	305	1038	290	139	142	7
D09A: Has your use of alcohol ever caused any of the following problems for you?																	
Responses to this set of questions are not included because of complexities in the presentation and interpretation of the data.																	
<i>Item 9190-9350 Subject A07b</i>	<i>N</i>																
D09M: Has your use of marijuana ever caused any of the following problems for you?																	
Responses to this set of questions are not included because of complexities in the presentation and interpretation of the data.																	
<i>Item 9360-9520 Subject A07b</i>	<i>N</i>																
D09O: Has your use of other drugs ever caused any of the following problems for you?																	
Responses to this set of quesitons are not included because of complexities in the presentation and interpretation of the data.																	
<i>Item 9530-9690 Subject A07b</i>	<i>N</i>																
E01: How many of your friends would you estimate . . .																	
E01A: Smoke cigarettes?																	
1. None	17.5	15.2	19.6	11.6	44.0	18.0	13.4	17.9	21.7	18.0	15.2	26.1	11.7	9.0	3.1	18.2	
2. A few	38.8	37.4	40.3	40.3	28.6	42.4	38.7	35.1	41.9	40.6	32.9	46.1	38.0	38.0	20.7	15.6	
3. Some	27.6	30.4	24.9	29.8	19.4	25.1	30.3	27.7	26.4	27.1	29.3	20.9	34.2	35.5	33.7	30.8	
4. Most	13.7	14.3	13.2	15.2	5.9	11.1	16.2	16.1	9.0	12.0	20.7	6.0	14.6	16.5	34.2	21.1	
5. All	2.4	2.6	2.0	3.0	2.0	3.5	1.4	3.3	1.0	2.4	1.8	1.0	1.4	0.9	8.3	14.3	
<i>Item 7070 Subject A02a</i>	<i>N</i>	2250	1070	1097	1538	206	431	572	792	455	1752	436	1085	533	226	357	25

†=excludes respondents for whom question was inappropriate.

DESCRIPTIVE RESULTS: 2005

155

QUESTIONNAIRE FORM 3 2005	TOTAL	SEX		RACE		REGION				COLLEGE PLANS?		ILLICIT DRUG USE: LIFETIME					
		M	F	White	Black	NE	NC	S	W	Yes	No	None	Mari- juana Only	Few Pills	More Pills	Any Her- oin	
<i>N (Weighted No. of Cases):</i>	2540	1189	1182	1638	257	514	619	896	511	1866	466	1190	598	243	389	27	
<i>% of Weighted Total:</i>	100.0	46.8	46.5	64.5	10.1	20.2	24.4	35.3	20.1	73.5	18.3	46.9	23.5	9.6	15.3	1.1	
E01B: Smoke marijuana (pot, weed) or hashish?																	
1. None	22.6	20.1	24.8	19.9	31.7	16.1	26.5	25.6	18.8	22.3	23.7	37.4	7.5	8.6	7.2	12.1	
2. A few	33.3	32.0	34.4	35.5	27.3	32.5	35.4	33.2	31.7	34.1	31.8	39.7	31.5	32.0	17.7	42.5	
3. Some	26.3	26.8	26.0	26.8	23.3	25.5	25.6	26.0	28.7	26.2	26.8	18.1	36.5	34.8	32.7	17.2	
4. Most	15.1	18.2	12.7	15.3	12.8	20.7	11.0	12.5	19.7	14.9	15.2	4.4	21.6	21.8	34.1	18.6	
5. All	2.6	3.0	2.1	2.5	4.9	5.3	1.5	2.8	1.2	2.6	2.5	0.3	3.0	2.7	8.4	9.6	
<i>Item 7080 Subject A02a</i>	<i>N</i>	<i>2253</i>	<i>1072</i>	<i>1098</i>	<i>1537</i>	<i>209</i>	<i>433</i>	<i>573</i>	<i>791</i>	<i>455</i>	<i>1754</i>	<i>437</i>	<i>1087</i>	<i>534</i>	<i>226</i>	<i>356</i>	<i>26</i>
E01C: Take "crack" cocaine?																	
1. None	83.4	84.4	82.6	84.8	94.0	84.0	86.3	85.4	75.8	84.1	82.0	87.1	88.0	76.2	71.7	52.7	
2. A few	12.8	12.2	13.4	12.4	3.8	13.3	11.9	10.1	17.9	12.5	14.5	9.8	10.2	17.3	22.2	31.2	
3. Some	2.8	2.2	3.4	2.0	1.9	1.9	1.4	2.8	5.5	2.8	1.6	2.6	1.1	3.3	5.1	11.1	
4. Most	0.6	0.8	0.3	0.5	-	0.6	0.2	1.2	0.3	0.5	1.4	0.3	0.6	2.1	0.5	2.9	
5. All	0.4	0.4	0.2	0.3	0.2	0.4	0.3	0.4	0.6	0.2	0.5	0.3	0.1	1.1	0.4	2.0	
<i>Item 7151 Subject A02a</i>	<i>N</i>	<i>2250</i>	<i>1073</i>	<i>1095</i>	<i>1536</i>	<i>209</i>	<i>432</i>	<i>573</i>	<i>790</i>	<i>455</i>	<i>1753</i>	<i>436</i>	<i>1085</i>	<i>534</i>	<i>224</i>	<i>357</i>	<i>26</i>
E01D: Take cocaine powder?																	
1. None	76.2	75.3	77.0	76.9	88.6	75.6	81.0	77.3	68.8	77.3	73.5	85.7	81.9	67.5	46.7	30.1	
2. A few	18.1	19.2	17.4	18.8	8.1	19.9	16.5	16.1	22.2	17.5	20.9	11.0	15.5	26.7	37.6	44.9	
3. Some	4.5	4.4	4.7	3.4	3.1	3.1	2.0	5.0	7.8	4.4	3.8	2.8	1.8	3.2	13.6	14.9	
4. Most	0.8	0.7	0.8	0.6	-	0.7	0.3	1.2	0.7	0.7	1.2	0.2	0.9	1.5	1.8	3.5	
5. All	0.4	0.5	0.2	0.3	0.2	0.6	0.3	0.4	0.6	0.2	0.7	0.3	-	1.1	0.4	6.7	
<i>Item 23990 Subject A02a</i>	<i>N</i>	<i>2234</i>	<i>1066</i>	<i>1088</i>	<i>1529</i>	<i>205</i>	<i>429</i>	<i>568</i>	<i>783</i>	<i>454</i>	<i>1741</i>	<i>432</i>	<i>1080</i>	<i>531</i>	<i>222</i>	<i>353</i>	<i>26</i>
E01E: Drink alcoholic beverages (liquor, beer, wine)?																	
1. None	9.2	9.3	9.1	6.2	20.7	8.7	8.1	10.7	8.5	8.3	12.8	15.1	3.0	1.8	2.5	5.9	
2. A few	13.6	13.2	13.8	12.3	24.1	9.8	15.0	13.5	15.8	13.7	14.6	21.6	7.6	4.6	4.1	12.0	
3. Some	20.7	19.4	21.9	19.7	23.5	16.5	24.0	23.0	16.7	21.6	17.9	25.3	21.7	12.9	11.3	14.0	
4. Most	36.8	35.8	38.0	39.9	19.0	37.7	36.8	34.9	39.5	37.7	33.7	30.1	43.4	53.8	39.2	27.1	
5. All	19.6	22.3	17.2	21.9	12.7	27.3	16.1	18.0	19.5	18.7	21.1	7.9	24.2	26.9	43.0	41.1	
<i>Item 7190 Subject A02a</i>	<i>N</i>	<i>2247</i>	<i>1070</i>	<i>1096</i>	<i>1537</i>	<i>208</i>	<i>434</i>	<i>571</i>	<i>792</i>	<i>452</i>	<i>1754</i>	<i>434</i>	<i>1085</i>	<i>533</i>	<i>225</i>	<i>356</i>	<i>25</i>
E01F: Get drunk at least once a week?																	
1. None	22.0	19.7	24.1	17.0	45.5	19.1	19.7	25.6	21.7	21.6	23.9	32.6	13.2	11.5	7.4	17.9	
2. A few	24.5	24.1	24.6	25.5	22.2	23.5	26.8	25.6	20.5	24.9	24.2	29.0	24.5	19.7	15.9	3.0	
3. Some	25.6	24.6	26.7	27.5	18.0	22.7	27.8	22.5	31.2	26.9	20.5	22.7	28.5	34.2	25.7	20.2	
4. Most	21.6	23.6	19.9	23.5	10.0	27.7	20.3	19.7	20.8	20.8	23.3	13.6	26.8	27.8	35.4	27.8	
5. All	6.2	7.9	4.7	6.5	4.3	7.0	5.4	6.7	5.8	5.8	8.1	2.2	7.0	6.7	15.6	31.2	
<i>Item 7200 Subject A02a</i>	<i>N</i>	<i>2249</i>	<i>1070</i>	<i>1097</i>	<i>1537</i>	<i>209</i>	<i>431</i>	<i>573</i>	<i>792</i>	<i>453</i>	<i>1755</i>	<i>434</i>	<i>1087</i>	<i>533</i>	<i>226</i>	<i>355</i>	<i>25</i>
E02: If you have smoked one or more cigarettes in the last 30 days, please answer this question. (If not, skip to Q.E03.)																	

QUESTIONNAIRE FORM 3 2005	TOTAL	SEX		RACE		REGION				COLLEGE PLANS?		ILLICIT DRUG USE: LIFETIME					
		M	F	White	Black	NE	NC	S	W	Yes	No	None	Mari- juana Only	Few Pills	More Pills	Any Her- oin	
<i>N (Weighted No. of Cases):</i>	2540	1189	1182	1638	257	514	619	896	511	1866	466	1190	598	243	389	27	
<i>% of Weighted Total:</i>	100.0	46.8	46.5	64.5	10.1	20.2	24.4	35.3	20.1	73.5	18.3	46.9	23.5	9.6	15.3	1.1	
What brand of cigarettes do you usually smoke? (Brands are in alphabetical order. Mark only one)																	
01. Basic	0.4	-	1.0	0.5	-	-	-	1.1	-	0.2	1.2	0.9	-	-	0.8	-	
02. Benson & Hedges	-	-	-	-	-	-	-	-	-	-	-	-	-	-	-	-	
03. Black & Whites	0.1	-	0.3	-	-	-	-	-	0.8	0.2	-	-	0.4	-	-	-	
04. Cambridge	-	-	-	-	-	-	-	-	-	-	-	-	-	-	-	-	
05. Camel	17.3	19.9	16.0	18.6	11.3	3.5	20.5	19.8	19.5	17.8	17.3	10.4	16.4	14.0	20.3	34.6	
06. Capri	0.5	-	1.1	0.6	-	-	1.3	-	0.6	0.7	-	-	-	2.6	0.3	-	
07. Carlton	-	-	-	-	-	-	-	-	-	-	-	-	-	-	-	-	
08. Doral	0.1	-	0.2	0.1	-	-	-	0.3	-	-	0.4	-	-	0.8	-	-	
09. GPC	-	-	-	-	-	-	-	-	-	-	-	-	-	-	-	-	
10. Kent	0.2	-	0.5	0.3	-	1.3	-	-	-	-	0.8	-	-	-	-	5.8	
11. Kool	1.6	0.6	1.1	0.6	14.3	-	-	3.6	1.0	1.5	1.9	-	-	-	3.6	-	
12. Marlboro	50.9	49.4	51.9	54.2	6.4	46.9	56.9	48.7	49.6	51.6	48.4	68.4	50.7	44.5	49.5	44.0	
13. Merit	0.2	0.4	-	-	-	-	0.8	-	-	-	-	-	-	1.6	-	-	
14. Misty	0.2	-	-	-	4.2	-	-	0.6	-	0.3	-	-	-	1.5	-	-	
15. Monarch	0.1	-	0.3	0.2	-	-	-	0.3	-	0.2	-	-	-	-	0.3	-	
16. More	-	-	-	-	-	-	-	-	-	-	-	-	-	-	-	-	
17. Newport	13.9	14.1	14.5	11.2	53.1	40.6	4.5	14.0	3.6	12.3	16.5	5.6	17.4	12.8	13.2	15.6	
18. Pall Mall	0.1	0.3	-	0.2	-	-	0.5	-	-	0.2	-	-	-	-	0.4	-	
19. Parliament	2.6	4.2	1.0	2.9	2.8	-	2.6	3.1	4.4	2.7	2.7	-	3.1	6.1	2.1	-	
20. Salem	0.5	0.9	-	0.6	-	-	1.6	-	-	-	1.7	-	-	-	1.2	-	
21. Vantage	-	-	-	-	-	-	-	-	-	-	-	-	-	-	-	-	
22. Viginia Slims	0.7	-	1.6	0.4	-	-	0.3	-	4.1	1.0	-	-	1.5	-	0.7	-	
23. Winston	0.2	0.3	-	0.2	-	-	0.6	-	-	-	0.7	-	0.6	-	-	-	
24. Other	4.1	2.5	6.0	3.7	-	3.2	3.6	3.9	6.5	3.4	6.0	1.6	2.9	7.3	4.7	-	
25. No usual brand	6.1	7.4	4.6	5.7	7.9	4.5	6.9	4.7	10.0	7.8	2.4	13.2	7.1	8.8	3.0	-	
<i>Item 30065 Subject A011</i>	<i>N†</i>	426	220	189	336	22	69	123	167	67	294	114	51	126	61	167	16
E03: There has been talk about shortages of energy, food, and raw materials in this country. Do you think that in the coming years we will have plenty to meet our needs, a sufficient amount, or will we have to consume less?																	
1. Plenty to meet our needs	18.9	24.8	13.5	20.2	17.9	17.8	21.5	19.5	15.5	18.4	21.8	20.5	15.9	17.9	16.7	39.5	
2. A sufficient amount	50.2	47.5	52.5	48.9	55.2	52.2	51.0	48.7	49.9	49.9	50.8	50.4	52.8	51.6	47.0	29.6	
3. Will have to consume less	30.9	27.7	34.0	30.8	26.9	29.9	27.5	31.8	34.7	31.8	27.5	29.1	31.3	30.4	36.3	30.9	
<i>Item 9750 Subject F05</i>	<i>N</i>	2147	1028	1042	1484	191	407	547	761	431	1690	401	1034	504	216	346	26
E04: The questions in this section deal with population problems. How much do you agree or disagree with each statement?																	
E04A: Our government should help other countries to control their population																	
1. Disagree	27.9	33.6	22.6	29.4	31.7	28.4	31.1	27.4	24.1	26.9	32.3	26.9	28.4	25.7	31.2	42.5	
2. Mostly disagree	17.5	15.4	19.5	19.8	13.9	21.3	20.4	15.6	13.6	19.2	11.2	18.7	16.2	20.1	14.8	18.6	
3. Neither	32.5	26.7	37.8	30.8	31.6	29.1	30.4	34.3	35.4	32.8	31.9	34.1	34.7	29.2	28.6	19.2	
4. Mostly agree	14.4	15.1	14.0	14.3	11.7	13.7	14.4	14.4	15.2	14.0	15.7	12.6	13.3	22.2	16.5	10.8	
5. Agree	7.6	9.2	6.0	5.6	11.2	7.5	3.7	8.2	11.8	7.1	8.9	7.8	7.5	2.9	9.0	9.0	
<i>Item 9760 Subject E01, H02</i>	<i>N</i>	2193	1042	1072	1505	205	415	564	779	435	1716	423	1072	517	219	339	25
E04B: Governments should avoid making policy about population and let the individual decide																	
1. Disagree	10.6	13.2	7.8	9.9	16.0	9.8	9.3	10.9	12.3	9.0	15.8	9.3	11.0	10.9	12.9	22.5	
2. Mostly disagree	16.0	17.5	14.6	17.2	9.7	16.0	15.8	13.6	20.6	16.9	11.7	14.7	14.8	23.2	16.6	27.6	
3. Neither	39.0	35.0	42.8	37.2	39.7	35.2	38.8	40.6	40.1	38.9	40.1	40.0	42.6	31.7	36.8	24.3	
4. Mostly agree	21.8	20.6	23.6	23.6	19.6	23.7	26.0	20.7	16.6	22.8	19.4	23.5	19.7	24.6	19.1	9.7	
5. Agree	12.5	13.8	11.1	12.2	15.0	15.2	10.1	14.2	10.3	12.4	13.1	12.6	11.9	9.6	14.6	15.8	
<i>Item 9770 Subject E01, H02</i>	<i>N</i>	2182	1038	1065	1499	202	407	565	776	434	1708	420	1066	516	218	339	24

†=excludes respondents for whom question was inappropriate.

QUESTIONNAIRE FORM 3 2005	TOTAL	SEX		RACE		REGION				COLLEGE PLANS?		ILLICIT DRUG USE: LIFETIME				
		M	F	White	Black	NE	NC	S	W	Yes	No	None	Mari- juana Only	Few Pills	More Pills	Any Her- oin
<i>N (Weighted No. of Cases):</i>	2540	1189	1182	1638	257	514	619	896	511	1866	466	1190	598	243	389	27
<i>% of Weighted Total:</i>	100.0	46.8	46.5	64.5	10.1	20.2	24.4	35.3	20.1	73.5	18.3	46.9	23.5	9.6	15.3	1.1
E04C: I feel strongly enough about preventing overpopulation that I'd be willing to limit my family to two children																
1. Disagree	24.3	25.3	23.9	25.2	29.7	28.2	27.0	23.0	19.8	24.3	23.8	26.4	21.1	21.8	23.7	36.2
2. Mostly disagree	13.6	13.0	14.9	13.7	10.4	17.3	15.9	11.1	11.6	14.8	9.8	12.0	14.1	20.6	12.5	14.7
3. Neither	35.6	34.0	36.5	35.1	34.2	33.8	33.9	38.2	35.1	34.1	43.1	38.5	35.2	29.8	33.2	20.5
4. Mostly agree	13.5	13.2	14.0	14.4	13.5	11.1	12.6	14.0	16.0	13.8	12.0	12.3	14.8	15.7	13.6	17.3
5. Agree	12.9	14.6	10.8	11.7	12.2	9.7	10.7	13.7	17.5	13.0	11.4	10.7	14.9	12.1	17.0	11.4
<i>Item 9780 Subject E01</i>	<i>N</i> 2177	1037	1061	1494	201	406	563	775	433	1704	419	1068	512	217	337	24
E05: How important is each of the following for being looked up to or having high status in your school?																
E05A: Coming from the right family																
1. No importance	21.1	22.7	19.4	19.0	24.7	19.2	20.3	19.2	27.2	19.8	27.7	23.3	16.6	18.5	21.9	24.0
2. Little importance	20.1	18.4	21.6	21.6	15.6	19.8	21.0	19.4	20.6	21.5	14.1	21.9	20.2	18.2	16.0	8.9
3. Moderate importance	29.7	30.1	30.4	31.1	25.6	34.3	29.7	28.4	27.8	30.6	27.5	27.6	35.1	32.0	28.3	33.6
4. Great importance	15.3	14.4	16.3	15.9	16.2	12.6	18.5	16.3	11.8	14.8	17.0	14.1	15.3	18.8	17.1	19.9
5. Very great importance	13.8	14.4	12.3	12.4	17.9	14.1	10.6	16.8	12.6	13.4	13.7	13.2	12.8	12.5	16.6	13.7
<i>Item 13580 Subject B04</i>	<i>N</i> 2159	1025	1053	1492	202	404	563	764	427	1694	408	1056	501	219	338	23
E05B: Being a leader in student activities																
1. No importance	12.0	13.9	9.5	11.8	11.9	13.2	12.4	9.6	14.6	9.6	21.9	11.7	10.0	9.7	16.4	22.2
2. Little importance	19.8	20.6	19.1	20.4	17.0	20.1	17.3	20.6	21.3	19.3	22.4	18.2	22.3	24.5	19.5	10.0
3. Moderate importance	33.7	32.0	36.0	34.7	32.7	33.9	33.8	34.1	32.7	35.5	26.9	33.2	33.1	38.1	34.2	25.7
4. Great importance	22.3	21.4	23.6	22.4	20.0	21.3	27.7	18.6	22.8	22.8	19.1	23.9	20.8	19.4	20.6	35.1
5. Very great importance	12.3	12.2	11.8	10.6	18.4	11.5	8.8	17.2	8.7	12.9	9.6	13.0	13.9	8.3	9.4	7.0
<i>Item 13590 Subject B04, M05</i>	<i>N</i> 2158	1027	1051	1493	202	403	561	766	428	1695	407	1059	501	218	336	23
E05C: Having a nice car																
1. No importance	19.1	18.3	19.1	16.4	27.5	15.3	20.0	18.6	22.5	17.9	23.8	21.3	16.1	17.4	18.2	10.5
2. Little importance	24.5	22.4	27.0	26.2	18.0	26.7	23.8	23.5	25.3	26.1	18.2	26.7	25.2	21.1	18.9	26.7
3. Moderate importance	29.6	31.0	28.9	32.3	24.7	29.1	32.8	29.5	25.7	29.8	29.4	28.1	31.6	27.3	32.6	43.3
4. Great importance	16.1	16.2	15.9	16.2	15.4	19.3	14.7	15.1	16.8	15.6	18.3	14.4	15.5	23.4	17.9	7.4
5. Very great importance	10.7	12.0	9.0	9.0	14.5	9.6	8.7	13.3	9.6	10.6	10.3	9.5	11.6	10.8	12.4	12.1
<i>Item 13600 Subject B04, F01</i>	<i>N</i> 2159	1027	1052	1491	202	402	564	764	429	1691	411	1060	503	218	334	24
E05D: Getting good grades																
1. No importance	9.8	11.9	7.4	10.5	8.9	8.1	10.7	8.5	12.2	7.8	17.8	8.4	8.6	8.3	15.0	28.2
2. Little importance	17.6	17.5	17.1	20.4	9.3	21.2	16.7	15.5	18.9	18.0	15.9	16.3	18.6	17.6	19.4	18.3
3. Moderate importance	29.5	31.8	28.1	32.0	17.1	29.2	33.5	29.8	23.7	30.6	25.9	29.2	30.7	33.2	27.6	18.1
4. Great importance	24.4	22.0	27.5	24.3	23.9	27.1	24.1	22.8	25.2	24.7	22.4	25.5	22.0	26.8	24.1	22.5
5. Very great importance	18.8	16.8	19.9	12.8	40.8	14.4	15.0	23.4	19.9	18.8	18.1	20.5	20.2	14.1	13.8	13.0
<i>Item 13610 Subject B04</i>	<i>N</i> 2155	1026	1049	1490	201	403	564	760	428	1689	410	1057	501	217	336	24
E05E: Being a good athlete																
1. No importance	10.4	11.1	9.2	9.8	12.7	8.5	11.6	9.8	11.7	9.1	16.5	11.0	8.0	8.8	13.1	11.8
2. Little importance	10.2	7.5	12.7	10.1	9.1	10.0	7.5	12.0	10.8	9.8	10.7	9.4	10.5	10.6	11.2	8.7
3. Moderate importance	26.5	26.8	26.8	26.2	25.9	28.7	24.4	26.3	27.5	26.2	29.0	25.4	29.5	22.6	28.1	28.5
4. Great importance	31.1	31.6	30.6	34.0	23.3	34.7	33.3	27.8	30.8	32.2	25.5	31.5	30.8	37.9	27.3	31.4
5. Very great importance	21.8	23.0	20.7	19.9	29.0	18.2	23.2	24.1	19.1	22.8	18.3	22.7	21.2	20.1	20.4	19.6
<i>Item 13620 Subject B04</i>	<i>N</i> 2158	1025	1053	1492	200	401	563	765	429	1694	408	1059	502	218	336	23
E05F: Knowing a lot about intellectual matters																
1. No importance	13.9	14.5	12.9	14.7	10.8	10.8	17.3	11.7	16.1	12.1	21.7	13.9	12.7	12.8	15.5	25.9
2. Little importance	26.6	27.3	26.1	29.9	16.1	30.6	27.2	25.3	24.2	26.3	27.4	24.1	29.4	31.5	28.0	22.7
3. Moderate importance	31.5	29.6	34.1	32.1	27.9	32.1	32.1	32.4	28.8	33.1	26.7	33.4	29.7	33.6	28.8	19.2
4. Great importance	18.3	19.1	17.8	17.0	24.2	18.7	17.4	17.3	21.1	18.7	14.9	18.8	18.4	14.1	19.4	19.2
5. Very great importance	9.7	9.6	9.1	6.4	21.0	7.9	6.0	13.3	9.8	9.8	9.3	9.8	9.8	7.9	8.3	13.0
<i>Item 13630 Subject B04</i>	<i>N</i> 2164	1027	1057	1495	201	404	563	766	432	1698	410	1063	500	218	339	24

MONITORING THE FUTURE

QUESTIONNAIRE FORM 3 2005	TOTAL	SEX		RACE		REGION				COLLEGE PLANS?		ILLCIT DRUG USE: LIFETIME				
		M	F	White	Black	NE	NC	S	W	Yes	No	None	Mari- juana Only	Few Pills	More Pills	Any Her- oin
<i>N (Weighted No. of Cases):</i>	2540	1189	1182	1638	257	514	619	896	511	1866	466	1190	598	243	389	27
<i>% of Weighted Total:</i>	100.0	46.8	46.5	64.5	10.1	20.2	24.4	35.3	20.1	73.5	18.3	46.9	23.5	9.6	15.3	1.1
E05G: Planning to go to college																
1. No importance	10.6	13.0	8.0	10.6	12.6	8.4	11.0	10.0	12.9	8.4	19.5	10.9	8.3	7.0	13.1	33.1
2. Little importance	14.5	15.1	13.3	16.3	7.3	14.1	14.9	14.4	14.4	14.1	16.7	13.8	12.5	17.5	16.9	24.4
3. Moderate importance	26.7	27.6	26.2	28.6	21.8	26.9	28.5	26.0	25.3	27.0	26.3	26.1	28.2	27.3	27.1	16.7
4. Great importance	23.4	23.3	24.1	24.7	18.3	23.5	24.5	23.2	22.0	24.4	18.5	24.2	23.6	23.7	20.7	15.5
5. Very great importance	25.0	21.1	28.3	19.9	40.0	27.1	21.1	26.4	25.4	26.1	18.9	25.0	27.4	24.5	22.2	10.3
<i>Item 13640 Subject B04</i>	<i>N</i> 2164	1025	1059	1493	202	401	564	767	432	1699	409	1062	501	218	340	23
E06: How about using drugs (other than marijuana or alcohol)--does that cause a student to be looked up to or looked down on?																
E06A: Among the majority of students in my school, such drug use is . . .																
1. Looked down on a lot	17.9	19.0	16.6	17.8	17.5	15.4	18.3	20.5	14.8	18.3	14.7	19.7	17.9	15.5	12.9	20.8
2. Looked down on some	19.6	19.8	18.7	20.6	16.2	19.3	19.6	19.4	20.1	19.9	18.6	21.5	17.7	14.3	19.3	12.0
3. Neither, or mixed	51.8	51.6	53.0	50.5	55.5	52.0	52.4	49.7	54.4	52.1	52.4	48.7	52.3	59.1	57.6	54.2
4. Looked up to some	8.8	7.9	9.6	9.2	7.8	11.1	9.2	7.7	7.9	8.3	10.9	8.1	10.8	7.6	8.5	13.0
5. Looked up to a lot	2.0	1.7	2.1	1.8	3.0	2.2	0.5	2.6	2.7	1.4	3.4	2.0	1.4	3.5	1.8	-
<i>Item 13650 Subject A12b</i>	<i>N</i> 2150	1020	1050	1486	200	396	558	766	430	1690	409	1050	501	218	337	24
E06B: Among my own group of friends, such drug use is . . .																
1. Looked down on a lot	37.8	33.9	40.8	38.8	39.0	32.4	37.5	41.8	35.9	40.6	26.9	51.8	28.0	24.8	18.2	5.0
2. Looked down on some	18.0	15.7	20.8	19.3	14.6	17.6	20.9	17.1	16.2	18.1	17.2	19.7	15.4	21.5	14.5	22.5
3. Neither, or mixed	36.7	40.5	33.2	34.4	41.0	37.7	35.5	34.7	41.0	35.0	43.7	25.1	45.2	47.4	52.8	50.6
4. Looked up to some	5.5	6.4	4.5	5.5	4.8	9.0	5.0	4.4	4.7	4.7	7.9	2.8	8.3	5.5	9.1	16.4
5. Looked up to a lot	2.0	3.5	0.7	2.0	0.6	3.3	1.1	1.9	2.2	1.5	4.4	0.6	3.0	0.8	5.4	5.5
<i>Item 13660 Subject A12b</i>	<i>N</i> 2142	1010	1055	1479	199	394	556	763	429	1687	403	1047	500	217	334	24
E06C: My own feeling about such drug use is that . . .																
1. I look down on it a lot	52.2	48.1	55.9	53.8	44.7	49.6	56.1	52.3	49.4	55.4	39.4	72.2	36.5	33.6	27.9	8.7
2. I look down on it some	14.9	13.1	16.9	15.2	13.4	14.9	14.9	15.6	13.5	14.8	16.4	11.4	17.2	24.0	15.3	26.8
3. Neither, or mixed	29.4	34.4	24.7	27.8	38.3	31.5	25.8	27.9	34.7	27.2	37.0	15.1	42.7	37.6	48.3	52.3
4. I look up to it some	2.5	3.2	1.8	2.4	2.3	2.7	2.7	2.8	1.4	1.8	5.4	0.8	2.2	3.9	6.8	5.7
5. I look up to it a lot	1.0	1.2	0.8	0.8	1.3	1.2	0.5	1.3	0.9	0.8	1.9	0.5	1.3	1.0	1.7	6.5
<i>Item 13670 Subject A11c</i>	<i>N</i> 2139	1011	1051	1476	199	393	558	762	427	1683	405	1048	499	216	332	24
E07: About how many hours a week do you spend using a computer . . .																
E07A: . . . doing school work?																
1. None	11.3	14.6	7.9	10.9	16.9	7.6	8.1	16.8	9.3	8.3	23.1	10.9	11.0	11.6	12.2	14.6
2. Less than 1 hour	26.4	27.5	24.8	27.5	16.9	29.7	24.2	25.8	27.5	24.8	31.7	23.0	28.0	25.5	34.4	29.8
3. 1-2 hours	32.5	30.7	34.8	33.5	28.9	33.6	38.2	28.3	31.6	33.5	29.7	34.9	31.3	38.0	25.6	8.7
4. 3-5 hours	19.3	16.6	21.9	18.5	28.2	18.7	19.4	20.3	18.0	21.9	9.7	20.6	18.3	19.2	16.6	32.4
5. 6-9 hours	6.1	5.6	7.0	5.5	7.0	4.5	6.8	5.5	7.8	6.9	2.2	7.0	6.6	5.1	3.7	3.1
6. 10-19 hours	2.1	2.4	1.9	2.1	0.6	2.9	1.7	1.0	3.8	2.5	0.7	1.8	2.7	0.3	2.9	6.5
7. 20 or more	2.2	2.6	1.8	1.9	1.5	3.0	1.7	2.3	2.0	2.1	2.9	1.8	2.1	0.2	4.6	4.9
<i>Item 29930 Subject B01, C09</i>	<i>N</i> 2166	1028	1059	1494	200	407	563	768	427	1693	417	1059	506	217	338	25
E07B: . . . at your job, if you have one?																
1. None	74.9	75.8	74.5	74.9	77.7	76.8	75.5	73.5	75.2	75.5	73.0	77.6	72.8	73.1	72.5	55.0
2. Less than 1 hour	8.8	10.3	6.9	8.9	5.3	9.8	8.9	8.4	8.2	8.1	10.9	7.1	10.6	13.2	8.3	19.3
3. 1-2 hours	4.0	3.8	4.1	4.1	1.2	2.4	3.3	3.5	7.4	4.0	3.6	3.4	4.0	4.2	4.5	7.2
4. 3-5 hours	3.9	2.1	5.7	3.2	7.6	4.2	4.0	4.7	2.2	4.0	3.7	4.3	3.4	3.2	3.8	9.7
5. 6-9 hours	2.7	2.2	3.3	2.5	1.8	1.0	2.9	3.5	2.6	3.0	1.7	2.3	3.3	1.9	3.9	-
6. 10-19 hours	2.2	1.7	2.6	2.5	1.7	2.0	3.1	1.8	1.9	2.5	1.3	2.3	1.8	3.0	2.4	-
7. 20 or more	3.5	4.0	2.9	4.0	4.7	3.8	2.3	4.6	2.5	2.9	5.9	3.0	4.1	1.5	4.7	8.9
<i>Item 29940 Subject C01, C09</i>	<i>N</i> 2037	973	986	1412	190	377	535	730	395	1575	407	985	482	202	323	22

QUESTIONNAIRE FORM 3 2005	TOTAL	SEX		RACE		REGION				COLLEGE PLANS?		ILLICIT DRUG USE: LIFETIME				
		M	F	White	Black	NE	NC	S	W	Yes	No	None	Mari- juana Only	Few Pills	More Pills	Any Her- oin
<i>N (Weighted No. of Cases):</i>	2540	1189	1182	1638	257	514	619	896	511	1866	466	1190	598	243	389	27
<i>% of Weighted Total:</i>	100.0	46.8	46.5	64.5	10.1	20.2	24.4	35.3	20.1	73.5	18.3	46.9	23.5	9.6	15.3	1.1
E07C: . . . doing other things?																
1. None	9.7	9.9	9.3	8.9	16.8	7.0	10.6	12.2	6.8	7.3	19.4	7.9	8.5	8.4	16.2	23.9
2. Less than 1 hour	13.8	11.0	15.3	12.7	19.7	11.6	13.1	15.8	13.3	12.7	18.1	12.3	15.9	14.0	14.0	25.0
3. 1-2 hours	21.5	18.3	25.3	20.8	22.7	16.9	23.6	21.4	23.0	21.5	19.7	20.9	22.7	27.8	17.6	9.7
4. 3-5 hours	20.4	19.9	21.4	22.0	18.2	24.4	20.3	18.2	20.8	22.1	14.7	22.0	18.6	22.1	18.3	18.0
5. 6-9 hours	14.9	14.9	14.7	15.4	10.7	14.2	13.8	13.9	18.5	16.3	9.4	15.7	14.8	13.2	14.1	4.2
6. 10-19 hours	9.5	11.4	7.9	9.8	4.9	11.9	10.3	8.3	8.4	10.0	7.3	10.0	10.1	8.6	8.5	-
7. 20 or more	10.2	14.6	6.1	10.2	6.9	14.0	8.3	10.2	9.2	10.2	11.5	11.1	9.4	5.9	11.3	19.1
<i>Item 29950 Subject C07, C09</i>	<i>N 2156</i>	<i>1022</i>	<i>1055</i>	<i>1486</i>	<i>198</i>	<i>404</i>	<i>560</i>	<i>764</i>	<i>428</i>	<i>1687</i>	<i>413</i>	<i>1055</i>	<i>504</i>	<i>215</i>	<i>337</i>	<i>24</i>
E08: The next questions are about some things which may have happened TO YOU while you were at school (inside or outside or in a school bus).																
During the LAST 12 MONTHS, how often . . .																
E08A: Has something of yours (worth under \$50) been stolen?																
1. Not at all	71.7	66.9	76.7	71.4	69.1	70.4	74.2	70.8	71.3	72.0	71.3	78.7	68.5	65.5	60.3	47.7
2. Once	18.8	21.4	16.1	19.3	18.3	20.0	18.5	18.0	19.5	18.7	18.8	13.9	21.2	22.2	27.8	21.6
3. Twice	6.5	7.7	5.1	6.4	7.3	7.7	4.4	7.6	6.2	6.7	5.7	5.0	6.2	11.0	8.8	11.5
4. 3 or 4 times	1.8	2.2	1.4	1.9	2.1	1.5	1.8	2.1	1.4	1.7	2.4	1.3	2.4	1.2	2.1	8.9
5. 5 or more times	1.2	1.9	0.7	1.0	3.2	0.5	1.1	1.5	1.6	1.0	1.8	1.0	1.7	-	0.9	10.3
<i>Item 9871 Subject B07, S03</i>	<i>N 2190</i>	<i>1038</i>	<i>1064</i>	<i>1499</i>	<i>205</i>	<i>409</i>	<i>567</i>	<i>783</i>	<i>432</i>	<i>1705</i>	<i>415</i>	<i>1063</i>	<i>511</i>	<i>218</i>	<i>343</i>	<i>24</i>
E08B: Has something of yours (worth over \$50) been stolen?																
1. Not at all	83.0	78.8	87.7	84.3	82.8	82.8	88.2	81.4	79.3	83.5	84.0	87.3	82.0	77.9	78.0	49.5
2. Once	12.4	15.7	9.0	12.0	10.5	12.9	8.0	13.8	15.4	12.7	10.4	9.1	13.8	17.5	16.2	25.6
3. Twice	3.1	3.8	2.4	2.7	3.5	2.8	2.9	3.1	3.7	3.0	2.6	1.9	3.7	4.2	4.3	21.1
4. 3 or 4 times	0.7	0.6	0.8	0.4	2.6	0.6	0.7	0.9	0.6	0.6	1.3	0.9	0.3	0.5	0.8	3.7
5. 5 or more times	0.7	1.1	0.1	0.6	0.6	0.9	0.2	0.8	1.0	0.2	1.7	0.7	0.2	-	0.6	-
<i>Item 9872 Subject B07, S03</i>	<i>N 2192</i>	<i>1040</i>	<i>1064</i>	<i>1500</i>	<i>205</i>	<i>407</i>	<i>569</i>	<i>781</i>	<i>435</i>	<i>1701</i>	<i>418</i>	<i>1062</i>	<i>510</i>	<i>218</i>	<i>347</i>	<i>24</i>
E08C: Has someone deliberately damaged your property (your car, clothing, etc.)?																
1. Not at all	77.0	72.0	82.1	76.9	82.1	78.2	78.2	76.9	74.4	77.8	76.8	82.0	78.0	70.4	68.4	36.1
2. Once	16.3	19.5	13.0	16.7	12.0	15.0	17.7	15.9	16.3	16.2	14.7	12.1	16.5	21.4	22.5	52.3
3. Twice	4.6	5.5	3.6	4.2	4.7	4.6	2.9	4.9	6.3	4.4	4.2	4.0	4.4	6.4	5.3	5.6
4. 3 or 4 times	1.4	1.6	1.1	1.3	1.0	1.4	0.8	1.8	1.5	1.1	2.8	0.7	1.1	1.7	3.2	3.7
5. 5 or more times	0.7	1.4	0.2	0.8	0.2	0.9	0.4	0.5	1.5	0.5	1.4	1.2	-	0.2	0.7	2.2
<i>Item 9873 Subject B07, S03</i>	<i>N 2187</i>	<i>1038</i>	<i>1062</i>	<i>1499</i>	<i>204</i>	<i>406</i>	<i>567</i>	<i>781</i>	<i>432</i>	<i>1702</i>	<i>417</i>	<i>1062</i>	<i>507</i>	<i>217</i>	<i>347</i>	<i>24</i>
E08D: Has someone injured you with a weapon (like a knife, gun, or club)?																
1. Not at all	96.1	94.1	98.4	97.1	94.6	96.2	96.8	96.1	95.2	96.9	96.3	97.6	97.3	94.8	94.5	66.9
2. Once	2.6	4.5	0.9	2.2	4.0	2.1	2.5	2.4	3.6	2.3	2.1	1.8	2.4	3.4	3.3	21.5
3. Twice	0.8	1.0	0.5	0.4	1.1	1.2	0.5	0.9	0.4	0.6	0.9	0.2	0.1	1.8	1.8	5.6
4. 3 or 4 times	0.3	0.1	0.2	0.2	-	0.4	0.1	0.4	0.2	0.1	0.6	0.2	0.2	-	-	5.9
5. 5 or more times	0.2	0.3	0.1	0.2	0.4	-	0.1	0.2	0.5	0.1	0.2	0.2	-	-	0.3	-
<i>Item 9874 Subject B07, S03</i>	<i>N 2184</i>	<i>1033</i>	<i>1063</i>	<i>1498</i>	<i>205</i>	<i>406</i>	<i>565</i>	<i>781</i>	<i>432</i>	<i>1700</i>	<i>416</i>	<i>1061</i>	<i>508</i>	<i>217</i>	<i>344</i>	<i>24</i>
E08E: Has someone threatened you with a weapon, but not actually injured you?																
1. Not at all	88.3	82.9	93.5	88.9	88.6	88.1	91.3	85.9	88.7	89.5	85.5	92.4	88.6	85.3	81.2	44.8
2. Once	7.1	10.0	4.1	6.8	5.9	7.2	5.4	8.3	6.9	6.4	9.1	5.3	7.9	9.7	7.9	28.3
3. Twice	2.2	3.1	1.3	2.1	3.3	2.8	2.2	2.5	1.2	2.0	2.4	1.2	1.7	2.7	4.7	20.6
4. 3 or 4 times	1.0	1.6	0.5	0.9	1.3	1.1	0.8	0.9	1.4	0.8	1.8	0.6	1.1	1.7	1.0	3.1
5. 5 or more times	1.5	2.4	0.5	1.3	0.9	0.8	0.4	2.3	1.8	1.2	1.3	0.5	0.7	0.6	5.2	3.1
<i>Item 9875 Subject B07, S03</i>	<i>N 2184</i>	<i>1034</i>	<i>1063</i>	<i>1496</i>	<i>205</i>	<i>406</i>	<i>566</i>	<i>781</i>	<i>432</i>	<i>1698</i>	<i>416</i>	<i>1059</i>	<i>509</i>	<i>217</i>	<i>345</i>	<i>24</i>

MONITORING THE FUTURE

QUESTIONNAIRE FORM 3 2005	TOTAL	SEX		RACE		REGION				COLLEGE PLANS?		ILLICIT DRUG USE: LIFETIME				
		M	F	White	Black	NE	NC	S	W	Yes	No	None	Mari- juana Only	Few Pills	More Pills	Any Her- oin
<i>N (Weighted No. of Cases):</i>	2540	1189	1182	1638	257	514	619	896	511	1866	466	1190	598	243	389	27
<i>% of Weighted Total:</i>	100.0	46.8	46.5	64.5	10.1	20.2	24.4	35.3	20.1	73.5	18.3	46.9	23.5	9.6	15.3	1.1
E08F: Has someone injured you on purpose without using a weapon?																
1. Not at all	89.1	86.3	91.5	89.8	88.4	87.7	91.8	88.9	87.1	90.6	85.9	93.0	90.5	82.9	81.6	69.7
2. Once	6.2	7.5	5.1	6.0	3.4	6.8	5.2	6.1	7.2	5.4	7.7	4.2	5.6	12.3	8.6	11.6
3. Twice	2.2	3.0	1.6	1.9	4.8	3.4	1.0	2.6	2.1	2.1	2.2	1.4	1.8	2.5	4.9	8.8
4. 3 or 4 times	1.5	1.9	1.2	1.5	1.9	1.7	0.9	1.5	2.4	1.1	2.8	1.0	1.4	1.3	2.4	6.8
5. 5 or more times	0.9	1.4	0.5	0.8	1.5	0.4	1.1	0.9	1.2	0.7	1.5	0.5	0.7	0.9	2.4	3.1
<i>Item 9876 Subject B07, S03</i>	<i>N 2181</i>	<i>1033</i>	<i>1061</i>	<i>1494</i>	<i>204</i>	<i>406</i>	<i>564</i>	<i>782</i>	<i>430</i>	<i>1698</i>	<i>415</i>	<i>1058</i>	<i>507</i>	<i>217</i>	<i>345</i>	<i>24</i>
E08G: Has an unarmed person threatened you with injury, but not actually injured you?																
1. Not at all	80.6	73.5	87.2	80.3	81.6	81.9	81.3	79.0	81.5	82.0	77.7	85.5	81.3	76.6	68.9	63.5
2. Once	9.1	11.2	7.4	9.3	7.4	8.5	9.6	9.9	7.6	8.4	11.0	7.0	9.1	11.9	14.0	11.9
3. Twice	4.0	4.8	3.0	3.7	4.8	2.7	3.6	4.5	4.8	3.4	5.0	2.7	3.6	3.7	7.1	15.3
4. 3 or 4 times	2.7	4.4	1.1	3.1	2.3	3.7	2.6	2.9	1.6	2.7	2.9	2.8	2.0	3.7	3.0	-
5. 5 or more times	3.6	6.0	1.3	3.5	3.9	3.2	2.9	3.7	4.5	3.5	3.5	2.0	4.0	4.1	7.1	9.3
<i>Item 9877 Subject B07, S03</i>	<i>N 2182</i>	<i>1035</i>	<i>1060</i>	<i>1494</i>	<i>205</i>	<i>405</i>	<i>567</i>	<i>778</i>	<i>431</i>	<i>1696</i>	<i>415</i>	<i>1059</i>	<i>507</i>	<i>217</i>	<i>345</i>	<i>24</i>
E09: Looking toward the future, how important would it be for you to have each of the following things?																
E09A: A new car every two or three years																
1. Not important	53.0	49.5	56.6	54.7	45.4	44.7	57.0	52.2	57.2	54.4	49.3	58.9	44.7	58.3	48.1	18.0
2. Somewhat important	31.2	30.7	31.6	31.3	29.7	36.1	29.5	30.1	30.7	30.4	32.7	28.3	36.2	26.2	33.3	47.0
3. Quite important	10.3	12.2	8.6	9.4	16.7	12.8	9.7	10.7	8.1	10.2	11.9	8.8	13.0	12.3	9.6	19.9
4. Extremely important	5.5	7.6	3.1	4.6	8.2	6.5	3.8	7.0	4.0	5.0	6.1	3.9	6.2	3.2	9.0	15.1
<i>Item 13860 Subject F01</i>	<i>N 2176</i>	<i>1031</i>	<i>1059</i>	<i>1491</i>	<i>205</i>	<i>402</i>	<i>564</i>	<i>779</i>	<i>431</i>	<i>1694</i>	<i>415</i>	<i>1059</i>	<i>505</i>	<i>215</i>	<i>343</i>	<i>24</i>
E09B: Clothes in the latest style																
1. Not important	27.2	34.5	19.9	28.7	18.1	24.2	29.7	25.8	29.2	26.0	33.3	29.5	20.6	24.3	31.9	28.1
2. Somewhat important	38.9	36.2	41.5	41.1	29.9	39.1	43.5	36.7	36.9	39.0	37.4	40.3	40.1	34.7	36.2	31.9
3. Quite important	23.2	20.5	26.1	22.0	27.2	23.3	20.4	24.9	23.7	24.4	19.3	22.5	25.5	28.0	18.9	23.6
4. Extremely important	10.7	8.8	12.4	8.3	24.8	13.4	6.4	12.6	10.2	10.7	10.0	7.7	13.8	12.9	13.1	16.4
<i>Item 13870 Subject F01</i>	<i>N 2170</i>	<i>1030</i>	<i>1057</i>	<i>1489</i>	<i>205</i>	<i>401</i>	<i>562</i>	<i>777</i>	<i>430</i>	<i>1689</i>	<i>414</i>	<i>1058</i>	<i>502</i>	<i>214</i>	<i>343</i>	<i>24</i>
E09C: A house of my own (instead of an apartment or condominium)																
1. Not important	12.2	13.7	9.7	11.2	14.1	10.6	13.2	12.0	12.9	11.2	15.8	11.7	11.3	11.2	13.8	28.1
2. Somewhat important	18.9	17.5	20.5	20.1	13.9	21.3	19.2	17.7	18.4	18.8	19.5	19.3	18.3	21.5	17.3	12.5
3. Quite important	31.9	31.2	33.2	33.7	30.2	31.4	37.6	28.9	30.4	32.0	32.8	34.6	31.5	27.9	29.2	14.4
4. Extremely important	37.0	37.6	36.6	35.0	41.7	36.7	30.1	41.3	38.4	38.0	31.9	34.3	38.9	39.3	39.7	45.0
<i>Item 13880 Subject F01</i>	<i>N 2170</i>	<i>1031</i>	<i>1055</i>	<i>1491</i>	<i>205</i>	<i>400</i>	<i>564</i>	<i>779</i>	<i>428</i>	<i>1692</i>	<i>413</i>	<i>1057</i>	<i>503</i>	<i>215</i>	<i>343</i>	<i>24</i>
E09D: Lots of space around my house, a big yard																
1. Not important	15.5	16.4	14.7	14.4	17.3	12.0	14.3	18.9	13.9	13.9	20.7	14.5	14.4	14.4	19.5	24.6
2. Somewhat important	29.1	27.5	30.7	29.8	28.8	31.2	31.6	25.6	30.1	29.5	28.0	30.0	29.9	30.7	25.4	15.8
3. Quite important	31.4	29.0	33.7	32.5	27.2	29.4	31.0	31.0	34.6	32.5	28.7	32.4	32.0	30.3	28.9	28.6
4. Extremely important	24.0	27.1	20.9	23.3	26.8	27.3	23.2	24.5	21.3	24.0	22.6	23.2	23.7	24.6	26.2	31.0
<i>Item 13890 Subject F01</i>	<i>N 2172</i>	<i>1028</i>	<i>1058</i>	<i>1490</i>	<i>204</i>	<i>399</i>	<i>564</i>	<i>779</i>	<i>429</i>	<i>1692</i>	<i>413</i>	<i>1057</i>	<i>505</i>	<i>215</i>	<i>343</i>	<i>24</i>
E09E: A vacation house																
1. Not important	54.4	50.9	58.0	56.9	51.6	48.8	58.7	55.1	52.6	54.2	56.8	58.0	48.7	51.5	55.3	36.5
2. Somewhat important	26.0	26.7	25.6	25.9	21.0	26.9	26.2	24.3	28.1	25.6	27.0	24.5	29.8	30.6	22.6	23.3
3. Quite important	11.0	11.4	10.7	10.4	11.0	15.4	10.4	9.8	9.9	11.5	8.9	10.9	10.9	10.1	12.1	8.2
4. Extremely important	8.6	11.1	5.6	6.8	16.4	8.9	4.7	10.8	9.4	8.7	7.2	6.6	10.5	7.8	10.0	32.0
<i>Item 13930 Subject F01</i>	<i>N 2164</i>	<i>1029</i>	<i>1050</i>	<i>1483</i>	<i>203</i>	<i>398</i>	<i>564</i>	<i>775</i>	<i>427</i>	<i>1684</i>	<i>411</i>	<i>1051</i>	<i>504</i>	<i>213</i>	<i>342</i>	<i>24</i>
E09F: A motor-powered, recreational vehicle (powerboat, snowmobile, etc.)																
1. Not important	53.5	39.9	66.7	52.4	62.5	49.9	54.2	51.9	58.6	55.2	48.3	59.4	48.7	47.5	48.5	33.0
2. Somewhat important	25.7	30.7	20.9	25.9	20.4	26.0	27.1	25.7	23.7	25.7	25.4	23.3	28.3	31.0	27.1	20.3
3. Quite important	11.4	14.8	8.4	12.4	6.4	14.5	12.2	10.7	8.5	11.4	10.5	10.0	12.0	14.0	12.6	10.1
4. Extremely important	9.5	14.6	4.0	9.3	10.7	9.6	6.5	11.7	9.2	7.7	15.8	7.3	10.9	7.5	11.8	36.7
<i>Item 13940 Subject F01</i>	<i>N 2167</i>	<i>1025</i>	<i>1056</i>	<i>1486</i>	<i>202</i>	<i>399</i>	<i>563</i>	<i>779</i>	<i>426</i>	<i>1689</i>	<i>411</i>	<i>1054</i>	<i>505</i>	<i>212</i>	<i>343</i>	<i>24</i>

DESCRIPTIVE RESULTS: 2005

161

QUESTIONNAIRE FORM 3 2005	TOTAL	SEX		RACE		REGION				COLLEGE PLANS?		ILLCIT DRUG USE: LIFETIME				
		M	F	White	Black	NE	NC	S	W	Yes	No	None	Mari- juana Only	Few Pills	More Pills	Any Her- oin
<i>N (Weighted No. of Cases):</i>	2540	1189	1182	1638	257	514	619	896	511	1866	466	1190	598	243	389	27
<i>% of Weighted Total:</i>	100.0	46.8	46.5	64.5	10.1	20.2	24.4	35.3	20.1	73.5	18.3	46.9	23.5	9.6	15.3	1.1
E10: When (if ever) did you FIRST do each of the following things? Don't count anything you took because a doctor told you to.																
E10A: Smoke cigarettes on a daily basis																
8. Never	79.6	79.1	80.2	77.0	90.3	82.0	79.5	75.2	85.3	82.2	70.4	94.5	76.2	69.4	48.1	24.9
1. Grade 6 or below	1.3	1.5	1.2	1.4	0.5	0.8	0.6	1.8	1.7	1.1	1.5	0.7	1.0	1.1	3.2	11.6
2. Grade 7	1.3	1.7	0.6	1.6	-	0.9	1.5	1.7	0.7	0.9	2.7	0.1	1.6	1.6	3.7	6.0
3. Grade 8	1.8	1.6	1.9	2.0	2.0	0.4	1.9	3.3	0.2	1.2	4.2	0.2	1.0	4.5	4.8	21.1
4. Grade 9 (Freshman)	3.6	3.5	4.0	3.8	0.9	3.9	2.6	4.8	2.5	3.4	4.5	0.7	3.2	3.8	12.4	16.5
5. Grade 10 (Sophomore)	4.2	4.1	3.9	5.0	2.2	5.2	4.6	4.2	2.5	3.3	7.7	0.8	6.5	5.5	10.2	7.2
6. Grade 11 (Junior)	5.1	5.4	5.1	5.6	2.9	4.5	5.4	5.6	4.6	4.9	5.4	1.1	6.8	9.5	12.0	4.7
7. Grade 12 (Senior)	3.2	3.1	3.1	3.5	1.1	2.4	3.9	3.4	2.6	3.0	3.6	1.8	3.8	4.7	5.5	8.1
<i>Item 5570 Subject A01g</i>	<i>N 2044</i>	<i>963</i>	<i>1000</i>	<i>1409</i>	<i>185</i>	<i>377</i>	<i>540</i>	<i>721</i>	<i>405</i>	<i>1612</i>	<i>369</i>	<i>1013</i>	<i>467</i>	<i>194</i>	<i>319</i>	<i>22</i>
E10B: Try an alcoholic beverage—more than just a few sips																
8. Never	24.9	23.9	25.6	21.6	40.2	20.3	30.4	24.0	23.6	25.7	22.1	45.0	4.7	9.0	5.2	6.3
1. Grade 6 or below	5.7	7.4	4.0	4.9	10.8	3.1	5.3	7.3	5.7	5.5	5.5	3.0	6.2	5.4	11.3	36.6
2. Grade 7	5.9	7.3	4.6	6.1	2.2	6.3	5.1	4.8	8.6	5.1	8.2	1.3	8.8	7.5	15.0	2.3
3. Grade 8	11.9	14.1	10.1	12.3	6.5	12.8	11.2	12.8	10.1	11.8	12.3	5.6	12.4	21.6	22.0	32.6
4. Grade 9 (Freshman)	19.5	17.4	21.1	21.5	11.5	23.0	21.1	18.8	15.6	18.7	21.7	11.3	29.6	25.9	24.7	13.6
5. Grade 10 (Sophomore)	14.8	14.3	15.7	16.1	9.2	14.8	12.6	13.9	19.2	15.3	13.2	12.4	20.1	19.6	12.5	4.9
6. Grade 11 (Junior)	11.6	10.2	12.7	11.3	13.0	13.6	9.2	12.7	10.7	12.0	10.8	13.0	13.0	10.4	6.7	-
7. Grade 12 (Senior)	5.8	5.4	6.3	6.3	6.5	6.1	5.0	5.7	6.5	5.9	6.1	8.3	5.2	0.6	2.7	3.7
<i>Item 5580 Subject A01g</i>	<i>N 1949</i>	<i>901</i>	<i>970</i>	<i>1369</i>	<i>167</i>	<i>370</i>	<i>511</i>	<i>680</i>	<i>387</i>	<i>1537</i>	<i>346</i>	<i>924</i>	<i>454</i>	<i>199</i>	<i>319</i>	<i>23</i>
E10C: Try marijuana or hashish																
8. Never	56.3	51.7	60.5	55.1	58.5	49.6	64.0	55.2	54.3	58.7	47.0	100.0	-	31.4	13.8	6.9
1. Grade 6 or below	1.9	2.4	1.1	1.4	1.7	1.1	1.4	2.9	1.8	1.4	3.4	-	1.9	3.7	5.6	12.0
2. Grade 7	3.8	5.6	1.8	4.1	1.9	1.5	3.2	4.8	4.7	3.4	5.5	-	6.5	3.1	10.9	32.4
3. Grade 8	6.3	7.0	5.2	5.9	8.5	6.1	6.1	6.0	7.2	6.2	7.0	-	11.8	8.0	17.2	21.3
4. Grade 9 (Freshman)	12.0	12.8	11.6	12.5	10.1	19.6	8.8	11.6	10.0	11.6	13.8	-	24.8	22.8	26.8	3.4
5. Grade 10 (Sophomore)	8.5	8.9	8.5	9.5	7.8	10.2	7.8	7.3	9.7	7.7	11.0	-	20.4	17.5	13.3	7.2
6. Grade 11 (Junior)	7.5	7.0	8.1	7.7	7.1	6.6	4.9	8.9	9.2	7.3	8.3	-	21.9	11.1	8.4	12.9
7. Grade 12 (Senior)	3.8	4.5	3.2	3.7	4.5	5.4	3.7	3.2	3.3	3.6	4.1	-	12.7	2.4	4.1	3.8
<i>Item 5590 Subject A01g</i>	<i>N 2029</i>	<i>946</i>	<i>1010</i>	<i>1410</i>	<i>179</i>	<i>381</i>	<i>534</i>	<i>705</i>	<i>409</i>	<i>1599</i>	<i>368</i>	<i>1023</i>	<i>442</i>	<i>199</i>	<i>317</i>	<i>22</i>
E10D: Try LSD																
8. Never	97.4	96.8	98.1	97.2	99.0	97.5	97.9	96.8	97.7	97.6	96.7	100.0	100.0	97.9	89.4	32.3
1. Grade 6 or below	0.1	0.1	-	-	-	0.2	-	0.1	-	-	0.2	-	-	-	0.3	-
2. Grade 7	0.2	0.3	0.1	0.2	-	-	0.1	0.5	-	*	0.9	-	-	-	0.4	12.7
3. Grade 8	0.2	0.3	0.1	0.2	-	0.2	0.1	0.4	0.2	0.2	0.4	-	-	0.2	0.4	12.4
4. Grade 9 (Freshman)	0.7	0.8	0.3	0.5	0.6	0.8	0.8	0.6	0.6	0.7	0.5	-	-	1.5	1.3	28.7
5. Grade 10 (Sophomore)	0.3	0.3	0.5	0.5	-	1.0	0.4	0.1	0.1	0.4	-	-	-	0.4	2.0	-
6. Grade 11 (Junior)	0.6	0.8	0.5	0.8	0.4	0.2	0.7	0.9	0.3	0.7	0.2	-	-	-	3.6	3.6
7. Grade 12 (Senior)	0.5	0.7	0.3	0.5	-	0.2	0.1	0.6	1.0	0.4	1.2	-	-	0.1	2.6	10.3
<i>Item 5600 Subject A01g</i>	<i>N 2089</i>	<i>981</i>	<i>1025</i>	<i>1432</i>	<i>193</i>	<i>381</i>	<i>552</i>	<i>746</i>	<i>411</i>	<i>1646</i>	<i>380</i>	<i>1031</i>	<i>490</i>	<i>205</i>	<i>313</i>	<i>20</i>
E10E: Try any hallucinogen other than LSD																
8. Never	94.7	92.5	96.8	93.9	98.0	93.9	94.3	94.7	95.8	94.9	94.2	100.0	100.0	92.1	73.3	37.5
1. Grade 6 or below	*	0.1	-	-	-	0.2	-	-	-	-	0.2	-	-	-	0.3	-
2. Grade 7	0.4	0.4	0.2	0.3	-	0.5	0.1	0.7	-	0.1	0.9	-	-	0.6	0.6	13.8
3. Grade 8	0.5	0.7	0.1	0.5	-	0.2	0.7	0.7	-	0.5	0.4	-	-	-	1.1	32.3
4. Grade 9 (Freshman)	0.8	1.1	0.4	0.8	1.4	1.1	0.6	0.8	0.6	0.7	0.8	-	-	1.7	4.0	-
5. Grade 10 (Sophomore)	1.0	1.3	0.7	1.2	0.2	1.8	0.9	0.6	1.0	0.9	1.2	-	-	0.9	5.5	7.4
6. Grade 11 (Junior)	2.1	2.9	1.4	2.5	0.4	1.8	2.7	2.0	1.5	2.2	1.9	-	-	2.0	12.4	2.7
7. Grade 12 (Senior)	0.7	1.0	0.5	0.7	-	0.5	0.8	0.5	1.1	0.8	0.5	-	-	2.6	2.7	6.2
<i>Item 5610 Subject A01g</i>	<i>N 2057</i>	<i>969</i>	<i>1007</i>	<i>1414</i>	<i>191</i>	<i>383</i>	<i>543</i>	<i>732</i>	<i>400</i>	<i>1618</i>	<i>378</i>	<i>1030</i>	<i>488</i>	<i>196</i>	<i>297</i>	<i>18</i>

*=less than .05 percent.

QUESTIONNAIRE FORM 4 2005	TOTAL	SEX		RACE		REGION				COLLEGE PLANS?		ILLICIT DRUG USE: LIFETIME				
		M	F	White	Black	NE	NC	S	W	Yes	No	None	Mari- juana Only	Few Pills	More Pills	Any Her- oin
<i>N (Weighted No. of Cases):</i>	2538	1100	1268	1599	234	509	616	897	516	1947	412	1286	496	252	398	25
<i>% of Weighted Total:</i>	100.0	43.4	50.0	63.0	9.2	20.0	24.3	35.3	20.3	76.7	16.2	50.7	19.5	9.9	15.7	1.0
A01: Taking all things together, how would you say things are these days—would you say you're very happy, pretty happy, or not too happy these days?																
3. Very happy	23.2	24.9	21.8	26.1	16.8	20.9	25.8	24.1	20.9	24.7	18.3	25.1	24.3	22.1	16.3	34.1
2. Pretty happy	64.6	62.7	66.8	64.1	61.4	67.3	62.4	63.1	67.1	64.2	66.2	64.2	64.4	69.2	64.7	51.5
1. Not too happy	12.2	12.4	11.3	9.8	21.8	11.8	11.8	12.8	12.0	11.2	15.5	10.7	11.3	8.7	19.0	14.4
<i>Item 1190 Subject P01, Q01</i>	<i>N</i> 2521	1098	1268	1597	233	506	611	891	513	1946	411	1286	494	252	397	25
A02: Looking ahead to the next five years, do you think that things in this country will get better or worse?																
1. Get much better	4.3	6.0	2.5	3.6	4.1	1.7	5.8	4.5	4.9	3.8	4.4	4.0	4.3	5.9	2.7	-
2. Get somewhat better	26.5	28.2	24.8	26.1	28.8	26.8	26.5	27.0	25.2	28.1	20.2	29.6	25.8	21.7	21.3	24.7
3. Stay about the same	29.4	28.6	31.3	30.7	24.5	31.9	29.4	25.3	33.8	30.3	27.7	30.2	29.7	30.4	27.9	14.8
4. Get somewhat worse	31.1	28.3	33.2	32.1	26.4	31.9	29.8	32.9	28.6	30.4	33.6	28.9	30.4	34.9	36.2	38.5
5. Get much worse	8.8	8.9	8.2	7.5	16.2	7.7	8.5	10.4	7.5	7.4	14.1	7.3	9.9	7.1	11.9	22.0
<i>Item 9940 Subject I01</i>	<i>N</i> 2525	1100	1267	1599	234	507	612	892	515	1947	412	1286	496	252	398	25
A03: Looking ahead to the next five years, do you think that things in the rest of the world will get better or worse?																
1. Get much better	3.3	4.7	1.8	2.5	4.6	1.3	4.8	3.0	3.9	3.5	1.8	3.4	3.7	3.2	1.9	4.8
2. Get somewhat better	22.1	21.9	22.7	22.2	20.7	19.5	20.3	24.8	22.0	23.0	19.6	24.8	23.9	13.0	17.0	14.8
3. Stay about the same	32.7	32.9	33.0	34.6	25.1	35.0	32.2	30.9	34.1	33.4	32.5	33.2	29.0	38.7	35.8	16.7
4. Get somewhat worse	32.5	31.6	33.9	32.5	33.2	34.0	33.5	31.6	31.6	31.7	33.6	30.3	36.0	34.9	32.4	46.8
5. Get much worse	9.4	8.8	8.5	8.3	16.5	10.2	9.2	9.8	8.3	8.4	12.4	8.3	7.5	10.2	12.9	16.9
<i>Item 9950 Subject I01</i>	<i>N</i> 2521	1097	1267	1598	232	504	612	893	513	1945	410	1285	496	250	398	25
A04: How do you think your own life will go in the next five years—do you think it will get better or worse?																
1. Get much better	47.2	46.8	46.7	45.1	60.8	45.0	48.1	49.2	44.8	47.8	42.0	48.9	45.4	48.1	42.9	29.9
2. Get somewhat better	42.1	41.1	44.3	43.7	31.1	42.7	41.8	40.8	44.1	42.9	41.5	41.8	41.9	40.4	45.2	46.9
3. Stay about the same	8.6	9.2	7.6	9.0	6.0	9.6	8.2	8.3	8.5	7.6	12.6	7.8	10.4	10.4	7.5	20.3
4. Get somewhat worse	1.6	1.8	1.2	1.6	1.4	2.5	1.8	0.9	1.6	1.2	3.3	1.3	1.8	0.2	2.9	-
5. Get much worse	0.6	1.0	0.2	0.5	0.7	0.3	0.1	0.8	1.0	0.5	0.6	0.2	0.5	0.9	1.6	2.8
<i>Item 9960 Subject I01</i>	<i>N</i> 2524	1099	1268	1598	234	505	612	892	515	1946	412	1285	496	252	398	25
A05: Some people think a lot about the social problems of the nation and the world, and about how they might be solved. Others spend little time thinking about these issues. How much do you think about such things?																
1. Never	5.4	6.7	3.6	5.6	4.1	4.7	7.1	4.9	4.7	3.8	12.4	4.3	5.4	6.4	7.9	3.2
2. Seldom	21.1	22.1	19.9	22.5	25.5	23.8	22.1	21.2	16.9	21.4	19.6	19.7	23.4	22.0	21.6	16.4
3. Sometimes	46.5	43.1	49.9	44.7	46.8	43.2	45.6	48.3	47.8	46.5	49.3	48.8	44.7	46.9	41.7	39.5
4. Quite often	21.0	21.6	21.1	21.6	17.5	21.0	19.8	19.8	24.6	22.0	15.0	21.9	22.3	18.0	20.0	31.7
5. A great deal	6.0	6.5	5.5	5.6	6.0	7.2	5.5	5.8	5.9	6.4	3.6	5.4	4.2	6.7	8.9	9.2
<i>Item 6880 Subject J, Q08</i>	<i>N</i> 2524	1100	1268	1599	233	507	611	892	515	1947	412	1286	495	252	398	25
A06: These questions are about pollution and the environment. Please mark the circle that shows how much you agree or disagree with each statement below.																
A06A: In general, pollution has increased in the U.S. in the last ten years																
1. Disagree	2.8	4.3	1.2	2.7	3.6	3.1	4.8	2.4	0.9	2.4	3.8	2.3	4.1	3.5	1.5	3.2
2. Mostly disagree	5.8	7.6	4.3	6.8	5.2	5.8	7.6	4.9	5.0	5.6	6.1	5.5	5.4	6.4	6.2	2.9
3. Neither	11.8	14.5	9.4	11.4	15.2	12.6	14.3	11.3	9.0	11.2	14.3	11.2	13.3	9.7	12.8	10.8
4. Mostly agree	34.9	33.5	37.1	36.1	31.0	35.5	37.3	31.3	37.6	36.1	34.0	36.5	32.6	38.8	32.9	26.3
5. Agree	44.7	40.0	48.0	43.0	44.9	42.9	36.0	50.0	47.5	44.7	41.8	44.5	44.5	41.6	46.6	56.8
<i>Item 9970 Subject F04</i>	<i>N</i> 2516	1097	1264	1596	233	505	611	889	511	1944	408	1284	493	251	398	25

DESCRIPTIVE RESULTS: 2005

165

QUESTIONNAIRE FORM 4 2005	TOTAL	SEX		RACE		REGION				COLLEGE PLANS?		ILLICIT DRUG USE: LIFETIME				
		M	F	White	Black	NE	NC	S	W	Yes	No	None	Mari- juana Only	Few Pills	More Pills	Any Her- oin
<i>N (Weighted No. of Cases):</i>	2538	1100	1268	1599	234	509	616	897	516	1947	412	1286	496	252	398	25
<i>% of Weighted Total:</i>	100.0	43.4	50.0	63.0	9.2	20.0	24.3	35.3	20.3	76.7	16.2	50.7	19.5	9.9	15.7	1.0
A06B: The dangers of pollution are not really as great as government, the media, and environmental groups would like us to believe																
1. Disagree	27.8	24.9	29.9	27.7	27.2	30.7	21.9	27.8	32.0	28.2	22.7	26.7	28.3	29.5	29.5	33.5
2. Mostly disagree	25.9	28.0	25.8	28.7	19.0	23.5	30.4	24.3	25.5	27.1	22.9	25.7	27.1	30.9	25.0	11.2
3. Neither	18.6	19.7	16.6	17.4	17.5	19.0	19.5	19.7	15.2	17.2	24.0	19.3	18.2	14.3	19.1	18.9
4. Mostly agree	18.4	18.3	18.6	17.2	22.8	16.6	19.2	19.5	17.1	18.8	17.4	18.6	17.0	17.0	19.1	27.6
5. Agree	9.4	9.1	9.1	9.0	13.4	10.2	9.0	8.7	10.2	8.7	13.0	9.7	9.3	8.4	7.3	8.9
<i>Item 9980 Subject F04</i>	<i>N</i> 2508	1096	1262	1593	233	503	608	889	509	1941	406	1282	493	251	394	25
A06C: America needs growth to survive, and that is going to require some increase in pollution																
1. Disagree	29.6	25.7	33.1	29.5	32.8	33.0	27.6	28.7	30.0	29.8	26.9	27.8	32.3	28.0	32.7	46.1
2. Mostly disagree	22.8	24.5	21.4	24.0	13.0	22.0	22.9	23.0	23.5	23.4	21.6	23.0	22.1	22.6	24.0	13.1
3. Neither	18.7	19.0	18.3	18.8	20.5	17.6	19.6	18.3	19.2	18.5	19.0	18.5	19.1	19.2	18.8	17.0
4. Mostly agree	19.1	20.3	18.6	19.3	20.7	18.9	21.0	19.3	16.7	19.3	20.1	21.0	18.5	17.6	15.9	16.8
5. Agree	9.8	10.6	8.6	8.4	13.1	8.6	8.8	10.7	10.6	9.0	12.4	9.6	7.9	12.7	8.5	6.9
<i>Item 9990 Subject F04</i>	<i>N</i> 2496	1089	1256	1588	232	500	603	886	507	1929	406	1277	489	250	394	23
A06D: People will have to change their buying habits and way of life to correct our environmental problems																
1. Disagree	7.3	7.8	6.8	6.2	11.7	7.1	6.7	7.7	7.5	6.5	9.4	7.1	7.2	6.7	8.3	-
2. Mostly disagree	11.0	12.2	10.4	12.8	8.0	10.5	15.5	9.3	9.4	11.4	10.6	11.7	9.8	12.5	9.3	18.8
3. Neither	17.7	17.5	16.5	17.3	17.4	19.6	16.4	17.9	16.8	16.7	21.3	16.5	16.1	16.0	22.1	25.6
4. Mostly agree	35.3	35.7	35.6	37.0	28.9	39.6	36.3	34.4	31.3	36.2	33.5	36.8	40.4	31.8	30.1	17.7
5. Agree	28.7	26.8	30.6	26.6	34.1	23.3	25.0	30.7	34.9	29.3	25.2	27.9	26.5	33.1	30.2	38.0
<i>Item 10000 Subject F04</i>	<i>N</i> 2493	1087	1255	1581	230	502	601	884	507	1930	402	1276	492	246	392	25
A06E: Government should take action to solve our environmental problems even if it means that some of the products we now use would have to be changed or banned																
1. Disagree	7.6	9.9	5.8	8.4	8.8	6.9	8.0	7.7	7.9	6.6	11.7	6.9	8.7	7.3	7.9	14.0
2. Mostly disagree	11.7	12.1	11.2	12.5	10.9	13.1	12.4	10.9	10.9	12.1	10.9	10.5	12.2	13.4	14.6	4.2
3. Neither	21.4	22.2	19.8	20.4	21.0	22.9	20.8	23.7	16.8	20.6	25.5	19.8	19.7	25.7	25.7	23.0
4. Mostly agree	33.1	29.8	36.3	34.6	27.6	32.0	35.1	33.8	30.7	34.4	28.6	35.6	32.4	28.7	29.2	30.3
5. Agree	26.2	25.9	26.9	24.1	31.7	25.2	23.8	23.9	33.8	26.2	23.3	27.2	27.0	24.8	22.6	28.6
<i>Item 10010 Subject F04, H02</i>	<i>N</i> 2505	1094	1260	1590	233	501	606	887	511	1938	407	1281	492	250	393	25
A06F: Government should place higher taxes on products which cause pollution in their manufacture or disposal, so that companies will be encouraged to find better ways to produce them																
1. Disagree	17.8	19.1	16.6	18.2	23.7	19.3	19.2	16.9	16.0	16.8	19.4	16.1	17.3	15.8	21.5	40.3
2. Mostly disagree	13.8	14.5	13.7	14.4	13.5	13.5	14.5	14.2	12.5	13.2	16.1	13.0	18.0	14.2	10.8	2.8
3. Neither	20.2	20.8	18.8	19.4	21.8	21.3	17.6	22.5	18.4	19.2	24.7	20.0	16.6	22.0	24.1	22.1
4. Mostly agree	25.9	24.3	28.0	26.9	18.6	22.5	29.6	26.4	24.2	27.4	25.0	28.5	22.6	28.0	23.6	4.8
5. Agree	22.3	21.3	22.9	21.1	22.4	23.4	19.1	20.0	28.9	23.5	14.8	22.5	25.5	19.9	20.0	30.0
<i>Item 10020 Subject F04, H02</i>	<i>N</i> 2501	1090	1262	1591	232	500	605	887	509	1936	405	1281	488	250	395	25
A06G: I wish that government would ban throwaway bottles and beverage cans																
1. Disagree	35.1	38.2	33.2	36.4	48.9	37.1	33.9	37.2	31.0	35.4	34.2	33.6	37.7	33.8	36.3	41.4
2. Mostly disagree	17.1	17.5	16.9	18.3	15.1	15.0	17.5	18.4	16.6	17.6	15.5	17.8	16.1	21.0	16.3	1.0
3. Neither	31.7	29.0	33.4	31.8	19.5	33.1	33.8	28.4	33.6	31.5	34.6	33.0	29.1	30.9	32.2	18.1
4. Mostly agree	9.1	8.4	10.2	7.5	10.6	7.8	8.6	9.3	10.4	8.8	10.0	9.2	10.9	6.8	7.6	17.6
5. Agree	7.0	6.9	6.3	6.0	5.9	6.9	6.2	6.6	8.5	6.7	5.7	6.3	6.2	7.5	7.7	21.9
<i>Item 10030 Subject F04, H02</i>	<i>N</i> 2491	1086	1256	1587	230	502	605	878	506	1931	402	1271	491	249	394	25

QUESTIONNAIRE FORM 4 2005	TOTAL	SEX		RACE		REGION				COLLEGE PLANS?		ILLICIT DRUG USE: LIFETIME					
		M	F	White	Black	NE	NC	S	W	Yes	No	None	Mari- juana Only	Few Pills	More Pills	Any Her- oin	
<i>N (Weighted No. of Cases):</i>	2538	1100	1268	1599	234	509	616	897	516	1947	412	1286	496	252	398	25	
<i>% of Weighted Total:</i>	100.0	43.4	50.0	63.0	9.2	20.0	24.3	35.3	20.3	76.7	16.2	50.7	19.5	9.9	15.7	1.0	
A06H: T.V. commercials stimulate people to buy a lot of things they don't really need																	
1. Disagree	5.5	6.6	4.0	5.0	10.6	6.2	3.9	7.0	3.9	5.0	6.7	4.8	6.1	5.5	4.3	14.0	
2. Mostly disagree	6.6	7.2	5.8	7.3	4.1	5.5	8.6	6.2	6.1	6.2	9.0	6.3	7.4	7.9	4.9	6.7	
3. Neither	12.4	14.8	10.0	12.6	7.7	13.8	13.0	11.7	11.5	11.5	15.5	11.9	13.4	14.0	11.7	7.1	
4. Mostly agree	30.2	31.8	30.2	32.1	27.1	30.0	34.4	28.8	28.0	31.0	28.0	30.4	28.4	31.3	31.9	27.4	
5. Agree	45.2	39.7	50.1	43.1	50.5	44.4	40.0	46.3	50.5	46.4	40.9	46.6	44.7	41.3	47.2	44.8	
<i>Item 10040 Subject F02</i>	<i>N</i>	<i>2506</i>	<i>1092</i>	<i>1264</i>	<i>1592</i>	<i>232</i>	<i>501</i>	<i>606</i>	<i>889</i>	<i>510</i>	<i>1938</i>	<i>406</i>	<i>1278</i>	<i>493</i>	<i>251</i>	<i>396</i>	<i>25</i>
A06I: T.V. commercials do a lot of good by showing new products that we might not know about otherwise																	
1. Disagree	7.6	7.6	7.5	8.1	6.1	6.7	8.5	6.3	9.5	7.3	7.6	6.1	8.7	7.3	10.6	20.5	
2. Mostly disagree	11.4	10.3	12.2	11.9	6.3	12.2	11.2	10.4	12.3	12.0	9.2	11.5	11.1	8.8	12.3	7.6	
3. Neither	25.1	25.5	24.8	26.1	18.2	24.5	25.8	24.0	26.6	25.4	25.6	25.7	24.4	22.5	26.0	25.3	
4. Mostly agree	35.1	35.1	35.9	35.5	33.9	34.8	36.1	35.6	33.4	35.3	36.4	35.9	34.5	41.6	30.0	35.3	
5. Agree	20.9	21.4	19.6	18.4	35.5	21.8	18.3	23.7	18.2	19.9	21.1	20.8	21.3	19.8	21.1	11.3	
<i>Item 10050 Subject F02</i>	<i>N</i>	<i>2501</i>	<i>1090</i>	<i>1261</i>	<i>1588</i>	<i>230</i>	<i>503</i>	<i>604</i>	<i>883</i>	<i>512</i>	<i>1935</i>	<i>407</i>	<i>1277</i>	<i>492</i>	<i>249</i>	<i>395</i>	<i>25</i>
A06J: My family and I often buy things we don't really need; we could get along with much less																	
1. Disagree	11.1	11.0	10.9	9.3	20.0	11.7	10.3	11.1	11.7	10.3	11.9	11.1	11.9	10.9	7.6	17.2	
2. Mostly disagree	14.6	15.0	14.1	13.6	18.7	14.4	13.7	14.9	15.5	13.8	17.4	15.4	13.9	14.3	13.7	2.8	
3. Neither	19.3	24.8	13.9	19.3	13.2	19.2	17.6	19.9	20.4	17.4	25.8	19.5	18.9	16.1	19.9	20.4	
4. Mostly agree	32.1	30.6	34.1	34.0	23.5	31.2	35.3	30.5	32.0	34.9	24.6	32.0	33.0	34.4	32.9	25.9	
5. Agree	22.8	18.6	26.9	23.7	24.6	23.5	23.1	23.5	20.4	23.6	20.4	21.9	22.3	24.3	25.9	33.6	
<i>Item 10060 Subject F01</i>	<i>N</i>	<i>2504</i>	<i>1093</i>	<i>1262</i>	<i>1593</i>	<i>233</i>	<i>498</i>	<i>609</i>	<i>887</i>	<i>510</i>	<i>1936</i>	<i>407</i>	<i>1278</i>	<i>492</i>	<i>251</i>	<i>396</i>	<i>25</i>
A06K: Within the next 25 years, engineers and scientists will probably have invented devices that will solve our pollution problems																	
1. Disagree	8.3	9.9	6.7	8.0	10.5	8.1	7.7	7.8	10.1	7.4	11.7	7.5	9.9	6.8	9.4	13.7	
2. Mostly disagree	15.7	16.5	15.2	16.6	11.2	14.3	17.4	14.6	16.8	16.0	13.3	14.6	14.7	17.3	19.4	23.0	
3. Neither	24.8	22.5	27.0	26.6	15.1	26.1	25.5	24.0	24.1	23.7	30.7	24.5	26.1	22.6	26.4	12.3	
4. Mostly agree	34.9	33.1	36.7	35.0	36.6	36.2	35.1	35.3	32.8	36.5	29.0	36.2	34.6	36.9	30.3	36.9	
5. Agree	16.3	18.1	14.4	13.8	26.5	15.4	14.3	18.3	16.3	16.4	15.3	17.1	14.7	16.4	14.6	14.2	
<i>Item 10070 Subject F04</i>	<i>N</i>	<i>2506</i>	<i>1092</i>	<i>1263</i>	<i>1592</i>	<i>232</i>	<i>502</i>	<i>609</i>	<i>885</i>	<i>511</i>	<i>1942</i>	<i>404</i>	<i>1282</i>	<i>491</i>	<i>251</i>	<i>395</i>	<i>25</i>
A07: In your own actions—the things you buy and the things you do—how much of an effort do you make to conserve energy and protect the environment?																	
1. None	13.4	14.9	11.7	13.6	15.7	15.3	12.0	15.5	9.6	12.7	17.1	9.7	16.9	19.2	16.7	18.7	
2. A little	35.3	35.2	36.4	38.7	30.4	37.1	41.0	36.3	25.0	35.7	36.1	33.2	36.7	37.5	40.2	42.7	
3. Some	42.4	42.6	42.1	40.4	42.6	37.3	39.5	41.3	53.0	42.6	40.2	48.5	38.0	33.7	34.8	19.9	
4. Quite a bit	8.9	7.3	9.7	7.3	11.3	10.3	7.6	6.9	12.5	8.9	6.6	8.6	8.5	9.6	8.3	18.7	
<i>Item 10080 Subject F04</i>	<i>N</i>	<i>2418</i>	<i>1057</i>	<i>1224</i>	<i>1546</i>	<i>215</i>	<i>483</i>	<i>594</i>	<i>847</i>	<i>494</i>	<i>1883</i>	<i>385</i>	<i>1237</i>	<i>466</i>	<i>240</i>	<i>393</i>	<i>24</i>
The next questions are about work.																	
A08: Different people may look for different things in their work. Below is a list of some of these things. Please read each one, then indicate how important this thing is for you.																	
A08A: A job where you can see the results of what you do																	
1. Not important	1.8	2.5	1.0	2.1	0.8	2.5	0.6	2.1	2.0	1.2	3.9	1.1	2.9	3.0	1.9	-	
2. A little important	9.6	12.8	7.1	10.5	6.9	9.7	11.5	9.6	7.2	9.3	10.8	8.8	9.8	11.1	10.6	13.9	
3. Pretty important	38.4	38.6	38.4	40.0	31.5	39.3	40.5	35.9	39.4	38.4	39.5	39.2	37.5	35.2	39.1	40.4	
4. Very important	50.2	46.2	53.4	47.4	60.8	48.5	47.4	52.4	51.5	51.0	45.7	50.9	49.8	50.8	48.4	45.7	
<i>Item 10090 Subject C04</i>	<i>N</i>	<i>2495</i>	<i>1093</i>	<i>1258</i>	<i>1583</i>	<i>232</i>	<i>501</i>	<i>603</i>	<i>885</i>	<i>506</i>	<i>1930</i>	<i>407</i>	<i>1279</i>	<i>492</i>	<i>249</i>	<i>395</i>	<i>23</i>

DESCRIPTIVE RESULTS: 2005

167

QUESTIONNAIRE FORM 4 2005	TOTAL	SEX		RACE		REGION				COLLEGE PLANS?		ILLICIT DRUG USE: LIFETIME				
		M	F	White	Black	NE	NC	S	W	Yes	No	None	Mari- juana Only	Few Pills	More Pills	Any Her- oin
<i>N (Weighted No. of Cases):</i>	2538	1100	1268	1599	234	509	616	897	516	1947	412	1286	496	252	398	25
<i>% of Weighted Total:</i>	100.0	43.4	50.0	63.0	9.2	20.0	24.3	35.3	20.3	76.7	16.2	50.7	19.5	9.9	15.7	1.0
A08B: A job that has high status and prestige																
1. Not important	9.7	10.0	9.5	11.9	6.3	10.1	13.5	7.4	8.8	9.4	11.5	9.7	7.7	8.1	12.7	15.0
2. A little important	24.4	25.4	23.9	27.8	15.0	27.2	24.3	22.6	24.8	23.7	27.5	25.6	25.4	19.4	24.0	25.0
3. Pretty important	37.1	35.2	39.0	37.8	29.2	40.9	38.9	36.0	33.0	37.8	32.8	35.6	37.2	38.2	40.2	42.3
4. Very important	28.9	29.5	27.6	22.5	49.6	21.8	23.2	34.1	33.4	29.1	28.1	29.2	29.7	34.3	23.1	17.7
<i>Item 10100 Subject C04</i>	<i>N</i> 2486	1090	1254	1583	228	497	603	883	503	1926	407	1277	489	249	393	23
A08C: A job which is interesting to do																
1. Not important	0.5	0.7	0.3	0.5	0.1	0.9	-	0.7	0.5	0.3	1.2	0.6	0.3	-	0.8	7.8
2. A little important	2.9	4.3	1.4	2.0	4.6	2.9	3.0	3.0	2.6	2.2	5.4	2.9	3.0	1.5	2.8	10.8
3. Pretty important	15.8	16.7	14.5	16.0	13.6	14.7	18.6	16.1	12.9	15.6	18.4	15.1	15.2	12.3	19.3	22.5
4. Very important	80.8	78.3	83.8	81.5	81.7	81.5	78.4	80.1	84.1	81.9	75.1	81.5	81.5	86.2	77.2	58.9
<i>Item 10110 Subject C04</i>	<i>N</i> 2482	1086	1254	1578	231	498	602	878	504	1918	408	1274	487	249	392	23
A08D: A job where the chances for advancement and promotion are good																
1. Not important	2.0	1.9	1.9	2.2	2.0	2.2	3.2	1.4	1.5	2.0	2.1	2.2	1.6	1.2	1.4	10.7
2. A little important	8.9	9.6	8.5	10.1	2.6	7.4	11.9	8.1	8.5	8.6	9.9	9.6	7.7	6.2	9.5	7.5
3. Pretty important	33.2	33.3	33.9	34.7	24.5	38.6	34.1	29.6	33.0	33.6	33.2	33.9	33.5	30.6	33.9	26.6
4. Very important	55.9	55.3	55.7	53.0	70.9	51.8	50.8	60.9	57.1	55.8	54.8	54.3	57.2	61.9	55.2	55.2
<i>Item 10120 Subject C04</i>	<i>N</i> 2489	1091	1255	1581	230	498	603	883	505	1927	405	1275	493	248	393	23
A08E: A job that gives you an opportunity to be directly helpful to others																
1. Not important	4.0	6.7	1.4	4.4	3.0	4.0	3.1	4.2	4.6	3.1	8.6	3.2	4.6	3.6	5.2	12.4
2. A little important	15.3	23.1	8.8	17.4	12.5	14.2	18.9	14.1	14.3	15.3	17.2	12.9	18.3	15.2	20.6	17.4
3. Pretty important	34.9	36.6	33.2	35.7	35.7	33.9	34.9	36.3	33.3	34.2	36.7	34.2	35.9	40.4	32.0	32.4
4. Very important	45.8	33.6	56.6	42.5	48.8	48.0	43.2	45.4	47.8	47.4	37.5	49.7	41.2	40.8	42.1	37.8
<i>Item 10130 Subject C04, O01</i>	<i>N</i> 2489	1091	1256	1583	231	498	604	881	506	1926	407	1275	493	248	393	23
A08F: A job which provides you with a chance to earn a good deal of money																
1. Not important	3.0	3.1	2.8	3.8	0.7	2.8	3.6	3.3	1.8	2.3	5.5	3.1	2.5	1.2	4.1	1.7
2. A little important	10.5	9.8	11.6	12.8	4.6	11.2	13.0	7.8	11.5	11.4	7.2	11.5	8.9	7.9	10.5	28.7
3. Pretty important	31.6	29.7	34.0	35.7	14.9	31.2	37.8	28.5	29.9	32.6	28.5	35.2	28.2	27.6	29.4	19.8
4. Very important	55.0	57.4	51.6	47.8	79.8	54.8	45.6	60.4	56.8	53.7	58.7	50.3	60.4	63.3	56.0	49.8
<i>Item 10140 Subject C04, F01</i>	<i>N</i> 2482	1090	1250	1581	231	494	603	881	505	1923	406	1272	493	248	390	23
A08G: A job where you have the chance to be creative																
1. Not important	5.9	7.7	4.7	6.9	4.0	7.6	6.3	5.9	4.0	6.2	4.6	5.7	6.5	6.8	6.4	-
2. A little important	19.8	21.0	19.8	22.4	15.3	22.4	22.9	18.8	15.1	20.3	19.8	19.2	19.1	20.1	23.6	15.4
3. Pretty important	34.1	31.7	36.2	33.3	32.0	28.9	35.6	35.7	34.4	33.0	38.6	35.1	31.1	37.2	32.2	25.7
4. Very important	40.2	39.6	39.3	37.4	48.7	41.1	35.2	39.7	46.4	40.6	37.1	40.0	43.2	35.8	37.7	58.9
<i>Item 10150 Subject C04</i>	<i>N</i> 2488	1090	1256	1581	230	497	604	883	504	1925	407	1275	492	248	393	23
A08H: A job where the skills you learn will not go out of date																
1. Not important	4.9	6.3	3.7	5.3	2.6	4.5	7.2	3.7	4.8	5.0	5.0	5.6	3.4	4.4	5.4	4.9
2. A little important	14.5	14.0	14.7	15.2	10.2	16.1	18.0	11.8	13.6	14.3	14.0	13.7	16.2	10.7	17.3	25.0
3. Pretty important	34.2	34.3	34.8	37.7	24.2	35.0	34.2	36.1	30.3	34.4	38.0	33.8	35.5	41.1	31.2	25.6
4. Very important	46.3	45.4	46.8	41.7	63.0	44.4	40.6	48.4	51.2	46.4	43.1	46.9	44.9	43.8	46.0	44.5
<i>Item 10160 Subject C04</i>	<i>N</i> 2488	1089	1256	1580	232	499	603	883	503	1926	407	1276	492	248	393	23
A08I: A job that gives you a chance to make friends																
1. Not important	4.5	5.8	3.4	4.2	12.2	5.4	4.2	5.0	3.3	4.0	7.6	4.9	4.8	1.3	3.3	19.0
2. A little important	18.5	19.2	17.5	18.3	19.4	17.5	19.5	18.2	18.5	17.9	19.8	17.3	20.2	15.9	21.9	16.0
3. Pretty important	37.6	39.3	37.0	38.6	33.9	40.0	39.9	36.0	35.2	37.7	39.9	38.3	36.9	35.4	39.2	36.5
4. Very important	39.4	35.6	42.1	38.9	34.6	37.1	36.5	40.8	42.9	40.4	32.6	39.5	38.0	47.4	35.6	28.5
<i>Item 10170 Subject C04, M04</i>	<i>N</i> 2490	1091	1257	1583	232	498	602	884	506	1927	408	1278	490	249	395	23

QUESTIONNAIRE FORM 4 2005	TOTAL	SEX		RACE		REGION				COLLEGE PLANS?		ILLICIT DRUG USE: LIFETIME				
		M	F	White	Black	NE	NC	S	W	Yes	No	None	Mari- juana Only	Few Pills	More Pills	Any Her- oin
<i>N (Weighted No. of Cases):</i>	2538	1100	1268	1599	234	509	616	897	516	1947	412	1286	496	252	398	25
<i>% of Weighted Total:</i>	100.0	43.4	50.0	63.0	9.2	20.0	24.3	35.3	20.3	76.7	16.2	50.7	19.5	9.9	15.7	1.0
A08R: A job where you can learn new things, learn new skills																
1. Not important	2.9	4.1	1.8	3.2	1.6	3.8	3.3	3.2	1.1	2.9	3.2	2.0	2.9	3.9	4.8	6.8
2. A little important	14.8	16.9	13.5	17.7	6.7	14.0	18.0	13.7	13.5	15.7	11.1	13.9	14.0	16.9	18.2	11.1
3. Pretty important	40.4	41.2	41.4	43.4	36.0	41.3	45.5	38.4	37.1	40.4	44.4	41.5	38.9	38.0	41.7	48.0
4. Very important	41.9	37.8	43.2	35.7	55.7	40.9	33.2	44.6	48.3	41.1	41.3	42.6	44.2	41.2	35.2	34.0
<i>Item 10260 Subject B02, C04</i>	<i>N</i> 2484	1088	1257	1580	230	498	600	882	504	1927	405	1275	491	249	394	23
A08S: A job where you do not have to pretend to be a type of person that you are not																
1. Not important	4.8	5.8	2.9	4.7	3.6	6.1	4.5	4.6	4.2	4.2	6.2	4.5	4.5	4.6	5.5	10.5
2. A little important	6.9	9.6	4.5	6.1	6.0	7.2	7.6	6.3	6.8	7.2	5.5	6.5	8.6	4.9	7.2	9.6
3. Pretty important	20.7	24.1	18.2	23.2	12.7	20.0	22.6	19.8	20.4	19.8	24.4	21.3	18.4	19.1	22.2	26.2
4. Very important	67.6	60.4	74.4	66.1	77.8	66.6	65.3	69.3	68.6	68.8	63.9	67.7	68.5	71.4	65.0	53.7
<i>Item 10270 Subject C04</i>	<i>N</i> 2474	1083	1253	1579	228	495	600	877	502	1922	400	1271	487	248	394	23
A08T: A job that most people look up to and respect																
1. Not important	5.7	7.2	4.5	6.8	2.6	4.0	5.5	7.1	5.3	4.9	10.5	5.4	4.6	4.9	9.1	-
2. A little important	15.4	17.7	13.8	17.7	10.2	15.1	18.7	13.5	15.0	15.1	17.3	15.5	16.7	14.5	15.8	6.3
3. Pretty important	33.6	32.0	35.5	36.7	31.3	37.5	36.4	30.9	31.3	34.6	31.2	35.3	30.6	28.1	34.9	44.3
4. Very important	45.3	43.0	46.2	38.8	55.9	43.4	39.5	48.6	48.5	45.4	41.0	43.8	48.1	52.5	40.1	49.4
<i>Item 10280 Subject C04</i>	<i>N</i> 2475	1084	1253	1575	229	494	598	881	502	1920	404	1274	488	249	389	23
A08U: A job that permits contact with a lot of people																
1. Not important	10.1	13.8	6.9	10.6	13.7	9.8	9.7	10.9	9.3	9.4	13.7	9.8	10.2	8.3	11.5	17.2
2. A little important	22.6	26.7	19.3	23.7	22.8	22.6	25.0	22.9	19.1	22.3	25.1	23.3	20.3	19.0	24.8	32.8
3. Pretty important	34.7	31.7	37.5	33.8	34.7	36.2	33.1	33.2	37.7	35.0	32.7	35.4	36.7	35.5	29.6	25.9
4. Very important	32.7	27.7	36.3	31.9	28.8	31.4	32.2	33.0	33.8	33.3	28.4	31.5	32.8	37.1	34.1	24.1
<i>Item 10290 Subject C04, M05</i>	<i>N</i> 2476	1086	1253	1576	229	495	599	879	503	1923	403	1272	489	248	394	23
A08V: A job with an easy pace that lets you work slowly																
1. Not important	20.8	20.7	21.2	22.8	23.3	22.2	23.5	19.6	18.4	21.6	17.9	20.7	20.7	20.9	22.0	16.9
2. A little important	34.7	32.2	37.7	36.0	33.0	37.9	35.8	32.3	34.5	36.3	31.3	35.8	35.6	33.8	32.9	34.6
3. Pretty important	28.2	30.5	26.5	26.6	25.4	26.2	27.6	28.3	30.9	27.3	30.4	28.5	28.1	29.2	28.1	17.9
4. Very important	16.2	16.6	14.6	14.6	18.3	13.7	13.0	19.9	16.2	14.8	20.3	15.0	15.5	16.1	17.1	30.6
<i>Item 10300 Subject C04</i>	<i>N</i> 2479	1088	1256	1579	229	497	599	879	504	1925	404	1273	489	249	394	23
A08W: A job where most problems are quite difficult and challenging																
1. Not important	21.0	20.8	20.9	22.6	20.4	21.2	22.2	21.4	18.7	19.7	26.9	18.6	20.1	29.4	24.8	12.5
2. A little important	39.1	34.9	43.2	40.0	32.5	42.6	38.9	38.7	36.6	39.7	40.2	39.3	41.0	34.2	42.0	22.5
3. Pretty important	27.6	28.7	27.0	26.8	27.2	27.7	26.8	26.3	30.6	29.0	19.8	29.0	29.8	25.6	21.7	38.1
4. Very important	12.3	15.6	8.9	10.7	19.9	8.5	12.1	13.6	14.1	11.7	13.2	13.2	9.1	10.8	11.5	26.9
<i>Item 10310 Subject C04</i>	<i>N</i> 2480	1086	1257	1580	229	498	599	881	502	1927	402	1273	490	249	394	23

MONITORING THE FUTURE

QUESTIONNAIRE FORM 4 2005	TOTAL	SEX		RACE		REGION				COLLEGE PLANS?		ILLICIT DRUG USE: LIFETIME					
		M	F	White	Black	NE	NC	S	W	Yes	No	None	Mari- juana Only	Few Pills	More Pills	Any Her- oin	
<i>N (Weighted No. of Cases):</i>	2538	1100	1268	1599	234	509	616	897	516	1947	412	1286	496	252	398	25	
<i>% of Weighted Total:</i>	100.0	43.4	50.0	63.0	9.2	20.0	24.3	35.3	20.3	76.7	16.2	50.7	19.5	9.9	15.7	1.0	
A09: What kind of work do you think you will be doing when you are 30 years old? Mark the one that comes closest to what you expect to be doing.																	
01. Laborer (car washer, sanitary worker, farm laborer)	0.2	0.6	-	0.2	0.6	0.2	0.3	0.3	0.1	0.1	0.9	0.2	0.2	-	0.3	7.4	
02. Service worker (cook, waiter, barber, janitor, gas station attendant, practical nurse, beautician)	2.1	0.9	3.1	1.9	4.4	2.9	2.1	1.8	1.8	1.0	8.0	2.2	1.5	2.2	2.8	-	
03. Operative or semi-skilled worker (garage worker, taxicab, bus or truck driver, assembly line worker, welder)	0.8	1.6	0.1	1.1	-	0.4	1.2	1.1	0.4	0.1	3.7	0.7	1.4	0.3	1.0	-	
04. Sales clerk in a retail store or by phone (phone sales, department store clerk, drug store clerk)	0.7	0.5	0.8	0.6	1.2	0.2	0.4	1.1	0.6	0.5	1.4	0.5	1.1	-	0.9	7.5	
05. Clerical or office worker (bank teller, bookkeeper, secretary, postal clerk or carrier, keyboard operator)	1.2	0.4	1.9	0.6	0.7	1.0	0.1	1.4	2.2	0.8	2.2	1.4	0.6	1.3	1.3	-	
06. Protective service (police officer, firefighter, detective)	4.2	6.2	2.4	4.0	1.9	3.1	4.8	3.9	5.4	4.1	5.5	3.5	5.0	6.1	4.3	7.8	
07. Military service	2.0	3.8	0.3	2.5	0.4	2.5	2.1	1.8	1.6	1.8	2.5	2.1	1.5	1.8	2.2	6.0	
08. Craftsman or skilled worker (carpenter, electrician, brick layer, mechanic, machinist, tool and die maker, telephone installer)	5.5	11.6	0.3	5.6	5.1	4.6	4.1	5.6	7.7	2.9	17.9	4.3	7.3	4.6	7.6	2.3	
09. Farm owner, farm manager	1.1	1.4	1.1	1.7	-	0.8	1.2	1.7	0.5	0.9	2.5	1.2	2.1	0.2	0.2	8.4	
10. Owner of small business (restaurant owner, shop owner)	6.7	7.3	5.9	6.2	7.4	4.5	5.9	8.7	6.4	6.1	10.2	5.0	7.4	8.2	10.5	5.5	
11. Sales representative (insurance agent, real estate broker, bond salesman)	2.2	2.3	2.2	1.8	3.5	1.4	2.7	1.9	2.8	2.2	1.9	1.7	2.9	3.7	2.3	-	
12. Manager or administrator (office manager, sales manager, school administrator, government official)	4.6	5.7	3.9	4.7	0.6	6.7	4.6	3.7	3.9	5.3	1.5	4.1	6.7	4.9	3.2	-	
13. Professional without doctoral degree (registered nurse, librarian, engineer, architect, social worker, accountant, actor, artist, musician, teacher, pilot, computer programmer or analyst)	38.9	30.3	45.9	40.5	43.2	42.6	41.2	36.4	36.7	41.6	26.7	41.4	34.1	39.9	35.9	44.4	
14. Professional with doctoral degree or equivalent (lawyer, physician, dentist, scientist, college professor)	21.6	18.6	25.0	19.9	26.2	22.1	20.9	22.2	21.1	25.1	4.1	23.6	20.2	17.9	19.5	7.5	
15. Full-time homemaker	1.0	0.4	1.5	1.2	0.2	0.5	2.0	0.6	1.0	0.9	1.5	1.0	0.6	1.7	1.1	-	
16. Don't know—GO TO Q.A13	7.1	8.6	5.5	7.4	4.5	6.5	6.3	7.7	7.8	6.7	9.6	7.2	7.4	7.3	6.9	3.0	
<i>Item 10320 Subject C03</i>	<i>N</i>	<i>2380</i>	<i>1041</i>	<i>1213</i>	<i>1534</i>	<i>204</i>	<i>489</i>	<i>576</i>	<i>824</i>	<i>491</i>	<i>1870</i>	<i>371</i>	<i>1233</i>	<i>474</i>	<i>233</i>	<i>380</i>	<i>21</i>
A10: How likely do you think it is that you will actually get to do this kind of work?																	
1. Not very likely	0.8	1.3	0.5	0.8	0.6	-	1.0	1.0	1.2	0.5	2.3	0.6	0.6	1.1	1.3	3.2	
2. Somewhat likely	7.5	7.7	7.2	6.9	5.8	6.8	6.9	8.5	7.2	6.6	11.0	6.7	8.3	7.2	8.1	14.9	
3. Fairly likely	21.3	23.8	19.1	19.5	22.2	17.8	21.9	21.1	24.6	20.7	22.5	22.4	20.9	18.2	20.0	18.4	
4. Very likely	42.0	39.5	44.3	43.6	38.1	47.3	45.1	39.1	37.6	45.1	29.2	41.7	41.8	46.3	42.1	35.8	
5. Certain	23.2	19.1	26.9	22.7	29.4	22.4	19.8	25.5	24.1	23.8	20.0	24.3	25.4	20.4	19.9	8.1	
6. I already do this kind of work	5.2	8.6	2.0	6.6	3.9	5.7	5.2	4.9	5.4	3.2	14.8	4.3	3.2	6.8	8.5	19.5	
<i>Item 10330 Subject C03</i>	<i>N</i>	<i>2273</i>	<i>970</i>	<i>1177</i>	<i>1446</i>	<i>213</i>	<i>464</i>	<i>557</i>	<i>796</i>	<i>457</i>	<i>1779</i>	<i>354</i>	<i>1171</i>	<i>451</i>	<i>222</i>	<i>359</i>	<i>21</i>
A11: How certain are you that this kind of work is a good choice for you?																	
1. Not at all certain	2.1	2.3	1.7	1.8	3.2	1.1	2.0	2.7	2.3	2.0	2.3	1.3	1.9	3.3	4.0	9.3	
2. Somewhat certain	8.1	8.4	7.8	7.5	5.6	6.5	10.6	6.8	8.8	8.0	8.3	7.1	9.2	8.1	9.4	11.3	
3. Fairly certain	24.5	26.2	23.2	23.9	19.4	26.7	25.2	22.4	25.0	25.3	21.0	24.4	24.7	25.2	24.9	23.8	
4. Very certain	40.0	38.4	42.0	42.0	36.8	38.3	38.1	42.7	39.2	40.2	42.3	40.8	41.4	40.7	35.9	29.1	
5. Completely certain	25.3	24.7	25.3	24.7	35.0	27.4	24.1	25.4	24.7	24.6	26.0	26.3	22.8	22.7	25.8	26.4	
<i>Item 10340 Subject C03</i>	<i>N</i>	<i>2279</i>	<i>974</i>	<i>1178</i>	<i>1452</i>	<i>213</i>	<i>463</i>	<i>560</i>	<i>796</i>	<i>460</i>	<i>1782</i>	<i>357</i>	<i>1174</i>	<i>452</i>	<i>222</i>	<i>361</i>	<i>21</i>
A12: How satisfying do you think this kind of work will be for you?																	
1. Not very satisfying	0.9	1.3	0.4	0.7	1.8	0.3	1.1	1.1	0.7	0.4	3.4	0.6	1.6	1.6	0.4	1.8	
2. Somewhat satisfying	5.2	5.5	4.8	4.9	4.8	5.2	4.8	5.4	5.5	4.5	7.2	4.2	5.6	5.2	7.3	14.4	
3. Quite satisfying	19.2	20.7	18.5	19.2	16.6	21.0	20.8	18.4	17.2	19.5	17.8	18.6	19.6	19.1	20.7	24.0	
4. Very satisfying	41.2	40.8	42.0	41.3	42.2	38.5	42.2	41.0	43.2	41.1	43.2	42.0	40.4	43.8	38.7	38.0	
5. Extremely satisfying	33.5	31.8	34.3	33.9	34.6	35.1	31.2	34.1	33.5	34.4	28.4	34.7	32.8	30.2	32.9	21.7	
<i>Item 10350 Subject C03, P02</i>	<i>N</i>	<i>2276</i>	<i>970</i>	<i>1179</i>	<i>1450</i>	<i>211</i>	<i>464</i>	<i>559</i>	<i>795</i>	<i>459</i>	<i>1782</i>	<i>355</i>	<i>1175</i>	<i>451</i>	<i>222</i>	<i>360</i>	<i>21</i>

QUESTIONNAIRE FORM 4 2005	TOTAL	SEX		RACE		REGION				COLLEGE PLANS?		ILLICIT DRUG USE: LIFETIME				
		M	F	White	Black	NE	NC	S	W	Yes	No	None	Mari- juana Only	Few Pills	More Pills	Any Her- oin
<i>N (Weighted No. of Cases):</i>	2538	1100	1268	1599	234	509	616	897	516	1947	412	1286	496	252	398	25
<i>% of Weighted Total:</i>	100.0	43.4	50.0	63.0	9.2	20.0	24.3	35.3	20.3	76.7	16.2	50.7	19.5	9.9	15.7	1.0
A13I: Not knowing the right people																
1. Not at all	41.6	41.7	41.2	43.2	36.5	39.9	41.5	43.8	39.6	40.8	46.2	40.0	43.0	41.0	45.2	43.6
2. Somewhat	39.3	38.4	40.5	39.9	40.4	41.6	41.6	35.9	40.1	40.8	33.5	41.2	37.8	40.9	33.9	39.8
3. A lot	12.3	13.1	11.4	11.9	12.9	13.6	10.9	12.6	12.0	12.6	10.7	10.9	13.5	11.4	16.6	7.1
8. Don't know	6.9	6.7	6.9	5.0	10.2	5.0	6.1	7.6	8.3	5.9	9.6	7.9	5.7	6.7	4.3	9.5
<i>Item 10440 Subject C03</i>	<i>N 2440</i>	<i>1067</i>	<i>1237</i>	<i>1558</i>	<i>227</i>	<i>492</i>	<i>589</i>	<i>863</i>	<i>497</i>	<i>1894</i>	<i>402</i>	<i>1253</i>	<i>481</i>	<i>248</i>	<i>384</i>	<i>23</i>
A13J: Not wanting to work hard																
1. Not at all	47.3	48.1	46.5	48.5	40.1	45.8	47.1	46.0	51.3	47.4	45.9	46.4	50.0	52.2	44.3	35.7
2. Somewhat	11.7	13.2	10.7	9.9	12.8	14.3	13.1	10.0	10.2	11.5	12.5	12.2	9.2	9.1	14.3	22.2
3. A lot	36.8	34.6	38.7	38.6	41.0	36.3	37.1	39.3	32.9	37.4	35.9	36.4	38.3	34.7	38.2	39.1
8. Don't know	4.2	4.1	4.1	3.1	6.1	3.6	2.7	4.7	5.6	3.7	5.7	5.0	2.6	4.0	3.1	3.0
<i>Item 10450 Subject C03, Q07</i>	<i>N 2442</i>	<i>1069</i>	<i>1237</i>	<i>1558</i>	<i>227</i>	<i>493</i>	<i>589</i>	<i>863</i>	<i>497</i>	<i>1895</i>	<i>403</i>	<i>1252</i>	<i>484</i>	<i>249</i>	<i>384</i>	<i>23</i>
A13K: Not wanting to conform																
1. Not at all	46.0	45.4	46.7	46.3	46.1	48.1	43.2	46.7	46.0	45.2	48.0	45.2	47.6	49.7	43.8	51.6
2. Somewhat	24.1	25.5	23.6	26.2	15.4	24.1	31.1	20.5	22.3	26.3	16.1	24.7	22.2	23.4	26.6	21.0
3. A lot	18.6	17.8	18.8	18.6	23.9	16.2	17.5	21.6	17.3	17.8	22.3	18.2	19.2	16.6	19.7	24.3
8. Don't know	11.2	11.3	10.9	8.9	14.6	11.7	8.2	11.1	14.4	10.6	13.6	11.9	11.0	10.3	10.0	3.0
<i>Item 10460 Subject C03, Q08</i>	<i>N 2433</i>	<i>1064</i>	<i>1235</i>	<i>1553</i>	<i>226</i>	<i>491</i>	<i>588</i>	<i>859</i>	<i>495</i>	<i>1890</i>	<i>401</i>	<i>1247</i>	<i>482</i>	<i>249</i>	<i>382</i>	<i>23</i>
A14: If you were to get enough money to live as comfortably as you'd like for the rest of your life, would you want to work?																
1. I would want to work	74.6	69.7	78.7	73.8	73.8	74.8	75.4	72.3	77.4	75.2	70.6	78.8	71.1	69.0	70.4	60.3
2. I would not want to work	25.4	30.3	21.3	26.2	26.2	25.2	24.6	27.7	22.6	24.8	29.4	21.2	28.9	31.0	29.6	39.7
<i>Item 8100 Subject C06</i>	<i>N 2475</i>	<i>1089</i>	<i>1253</i>	<i>1578</i>	<i>230</i>	<i>494</i>	<i>600</i>	<i>877</i>	<i>505</i>	<i>1926</i>	<i>404</i>	<i>1271</i>	<i>490</i>	<i>249</i>	<i>395</i>	<i>23</i>
A15: How much do you agree or disagree with each statement below?																
A15A: One sees so few good or happy marriages that one questions it as a way of life (NOTE: This question was omitted in the questionnaires administered in California, beginning in 1997, due to state requirements.)																
1. Disagree	27.8	29.1	26.5	30.2	24.9	25.7	30.5	27.9	25.1	29.8	20.8	31.6	26.2	25.3	22.3	19.3
2. Mostly disagree	14.4	12.7	16.9	16.6	6.5	17.0	15.6	12.3	13.9	15.9	7.8	15.3	13.0	18.3	11.9	21.9
3. Neither	28.7	33.5	24.4	27.1	29.8	27.5	25.4	30.4	33.6	26.2	38.3	26.5	32.2	25.2	31.3	23.4
4. Mostly agree	18.7	16.4	20.6	16.9	22.4	18.5	19.6	18.4	17.5	17.9	21.7	18.2	16.8	19.2	23.1	4.5
5. Agree	10.4	8.4	11.6	9.2	16.4	11.3	8.9	11.0	9.9	10.2	11.4	8.3	11.8	12.1	11.4	30.9
<i>Item 10470 Subject D03</i>	<i>N 2172</i>	<i>964</i>	<i>1095</i>	<i>1479</i>	<i>215</i>	<i>492</i>	<i>594</i>	<i>873</i>	<i>213</i>	<i>1703</i>	<i>352</i>	<i>1102</i>	<i>431</i>	<i>219</i>	<i>362</i>	<i>17</i>
A15B: It is usually a good idea for a couple to live together before getting married in order to find out whether they really get along (NOTE: This question was omitted in the questionnaires administered in California, beginning in 1997, due to state requirements.)																
1. Disagree	17.8	12.6	22.5	19.4	16.5	11.8	23.2	18.5	13.9	18.9	14.8	24.6	12.7	11.2	8.7	16.9
2. Mostly disagree	9.0	7.8	10.0	9.0	9.0	6.8	8.6	10.3	9.6	9.2	6.6	10.3	8.3	8.7	5.6	11.9
3. Neither	13.1	15.1	11.2	12.9	12.0	15.0	12.8	12.5	11.5	13.0	13.5	14.9	12.5	8.2	10.3	13.3
4. Mostly agree	26.8	29.7	24.9	26.8	23.8	28.6	25.4	25.9	30.2	27.8	22.1	26.0	26.7	34.8	25.1	12.2
5. Agree	33.3	34.8	31.4	31.8	38.8	37.8	29.9	32.8	34.7	31.2	43.0	24.1	39.7	37.2	50.4	45.7
<i>Item 10480 Subject D03</i>	<i>N 2182</i>	<i>969</i>	<i>1100</i>	<i>1485</i>	<i>221</i>	<i>493</i>	<i>598</i>	<i>877</i>	<i>214</i>	<i>1704</i>	<i>360</i>	<i>1105</i>	<i>437</i>	<i>219</i>	<i>365</i>	<i>17</i>

DESCRIPTIVE RESULTS: 2005

173

QUESTIONNAIRE FORM 4 2005	TOTAL	SEX		RACE		REGION				COLLEGE PLANS?		ILLICIT DRUG USE: LIFETIME					
		M	F	White	Black	NE	NC	S	W	Yes	No	None	Mari- juana Only	Few Pills	More Pills	Any Her- oin	
<i>N (Weighted No. of Cases):</i>	2538	1100	1268	1599	234	509	616	897	516	1947	412	1286	496	252	398	25	
<i>% of Weighted Total:</i>	100.0	43.4	50.0	63.0	9.2	20.0	24.3	35.3	20.3	76.7	16.2	50.7	19.5	9.9	15.7	1.0	
A15C: Having a close intimate relationship with only one partner is too restrictive for the average person (NOTE: This question was omitted in the questionnaires administered in California, beginning in 1997, due to state requirements.)																	
1. Disagree	47.4	39.3	55.6	50.4	47.8	45.7	49.4	48.7	40.2	49.3	41.0	53.1	43.6	43.9	39.8	23.6	
2. Mostly disagree	19.3	20.7	18.3	20.0	10.5	20.5	20.3	17.3	22.1	19.9	18.4	17.6	20.5	20.7	23.4	16.6	
3. Neither	15.9	19.7	12.1	14.6	16.2	16.5	15.4	14.8	20.7	14.2	21.5	15.2	16.4	16.8	15.7	22.8	
4. Mostly agree	10.2	10.6	9.8	9.0	15.5	9.7	10.8	10.2	10.0	10.1	9.7	8.8	10.4	12.0	12.6	16.8	
5. Agree	7.1	9.8	4.2	6.0	9.9	7.6	4.0	9.0	7.0	6.4	9.4	5.2	9.0	6.6	8.6	20.1	
<i>Item 10490 Subject D03</i>	<i>N</i>	<i>2180</i>	<i>969</i>	<i>1101</i>	<i>1485</i>	<i>221</i>	<i>494</i>	<i>596</i>	<i>877</i>	<i>213</i>	<i>1704</i>	<i>359</i>	<i>1105</i>	<i>437</i>	<i>218</i>	<i>363</i>	<i>17</i>
A15D: Being a father and raising children is one of the most fulfilling experiences a man can have																	
1. Disagree	3.4	3.6	2.8	3.1	4.5	3.4	3.6	3.9	2.2	2.5	6.3	3.2	2.8	2.8	4.2	9.5	
2. Mostly disagree	3.6	3.0	4.1	2.7	3.6	4.1	3.3	3.1	4.4	3.1	5.1	2.7	4.5	2.5	5.2	14.2	
3. Neither	19.1	17.3	20.2	18.9	14.1	22.7	18.4	18.0	18.2	18.6	21.6	18.2	21.0	17.2	20.9	16.5	
4. Mostly agree	28.6	29.2	29.2	30.1	22.0	28.6	29.3	27.4	29.8	29.3	26.5	30.5	27.1	29.4	26.5	19.6	
5. Agree	45.4	46.9	43.6	45.2	55.8	41.2	45.4	47.6	45.5	46.5	40.5	45.4	44.5	48.1	43.2	40.2	
<i>Item 10520 Subject D05</i>	<i>N</i>	<i>2455</i>	<i>1085</i>	<i>1237</i>	<i>1566</i>	<i>229</i>	<i>490</i>	<i>593</i>	<i>873</i>	<i>499</i>	<i>1912</i>	<i>403</i>	<i>1262</i>	<i>490</i>	<i>249</i>	<i>385</i>	<i>23</i>
A15E: Being a mother and raising children is one of the most fulfilling experiences a woman can have																	
1. Disagree	3.5	3.4	3.3	2.9	5.3	4.2	3.4	3.9	2.2	2.5	7.7	2.9	3.6	3.2	4.3	7.8	
2. Mostly disagree	2.1	1.7	2.6	1.6	2.4	2.5	1.2	1.7	3.8	1.7	3.0	2.0	3.0	2.3	0.7	14.3	
3. Neither	18.3	25.9	11.0	18.0	11.9	18.4	18.3	18.0	18.7	16.8	24.0	17.4	20.0	20.2	17.5	21.8	
4. Mostly agree	25.0	22.7	27.4	25.8	20.4	24.8	26.2	23.3	26.9	26.3	18.9	26.0	24.4	23.7	25.1	19.6	
5. Agree	51.0	46.3	55.7	51.8	60.1	50.1	51.0	53.2	48.3	52.6	46.3	51.7	49.0	50.6	52.4	36.6	
<i>Item 12170 Subject D05</i>	<i>N</i>	<i>2453</i>	<i>1068</i>	<i>1252</i>	<i>1562</i>	<i>228</i>	<i>490</i>	<i>594</i>	<i>870</i>	<i>499</i>	<i>1908</i>	<i>403</i>	<i>1261</i>	<i>484</i>	<i>248</i>	<i>392</i>	<i>23</i>
A15F: Most mothers should spend more time with their children than they do now																	
1. Disagree	2.3	2.3	1.8	2.2	4.2	2.5	2.1	3.2	1.0	1.8	4.4	2.3	1.6	1.1	2.5	-	
2. Mostly disagree	4.7	5.3	3.8	4.3	5.9	3.7	5.2	4.2	5.7	4.5	4.8	3.8	5.3	7.4	4.5	11.1	
3. Neither	23.2	29.3	18.2	24.9	15.0	26.6	28.2	17.9	23.3	23.3	23.5	22.5	24.9	17.7	28.8	17.4	
4. Mostly agree	35.3	35.6	35.8	36.8	31.3	36.3	35.3	35.3	34.3	36.7	29.1	35.7	36.0	36.2	34.6	29.2	
5. Agree	34.5	27.6	40.4	31.8	43.7	30.9	29.3	39.3	35.8	33.7	38.1	35.8	32.2	37.6	29.7	42.3	
<i>Item 10530 Subject D05</i>	<i>N</i>	<i>2468</i>	<i>1085</i>	<i>1252</i>	<i>1574</i>	<i>229</i>	<i>494</i>	<i>594</i>	<i>877</i>	<i>503</i>	<i>1921</i>	<i>406</i>	<i>1266</i>	<i>491</i>	<i>249</i>	<i>393</i>	<i>23</i>
A15G: Most fathers should spend more time with their children than they do now																	
1. Disagree	1.4	2.0	0.8	1.2	1.8	1.3	0.6	1.8	1.6	1.0	3.2	1.6	1.3	1.4	0.7	1.7	
2. Mostly disagree	3.2	4.3	2.3	2.9	2.5	2.8	3.4	3.3	3.4	3.3	3.2	2.9	2.8	2.0	5.0	7.0	
3. Neither	17.8	21.9	14.1	18.8	11.1	20.4	22.4	13.9	16.5	17.4	19.7	16.9	22.1	9.4	21.9	10.1	
4. Mostly agree	36.3	38.4	34.9	39.2	23.5	37.5	38.2	34.5	36.2	37.4	31.4	36.9	35.8	38.9	35.3	24.6	
5. Agree	41.3	33.4	47.9	37.9	61.0	38.1	35.4	46.6	42.3	40.9	42.4	41.7	37.9	48.2	37.1	56.6	
<i>Item 12180 Subject D05</i>	<i>N</i>	<i>2470</i>	<i>1085</i>	<i>1252</i>	<i>1577</i>	<i>229</i>	<i>494</i>	<i>596</i>	<i>877</i>	<i>503</i>	<i>1921</i>	<i>406</i>	<i>1272</i>	<i>488</i>	<i>249</i>	<i>392</i>	<i>23</i>
A16: How much TV do you estimate you watch on an average weekday?																	
1. None	4.7	4.7	4.1	4.7	2.7	3.9	4.5	4.8	5.6	4.5	5.8	5.1	4.9	4.7	2.0	13.4	
2. Half-hour or less	16.9	17.0	16.9	18.8	7.9	16.8	18.6	16.5	15.4	17.7	15.1	15.3	17.6	17.2	21.9	21.9	
3. About one hour	21.8	21.3	22.4	25.7	6.5	19.6	26.5	18.1	24.6	23.2	16.0	23.9	17.5	22.0	21.9	11.7	
4. About two hours	23.2	22.8	23.9	22.9	22.3	24.6	23.3	23.1	21.8	22.9	24.5	23.0	24.4	24.1	22.5	15.9	
5. About three hours	14.0	15.0	13.5	13.3	21.5	13.8	14.1	15.0	12.5	13.6	15.1	13.1	14.5	13.3	17.2	13.2	
6. About four hours	8.6	8.1	9.2	6.7	16.0	9.2	5.3	9.6	10.1	7.9	10.8	9.5	9.5	7.9	4.7	5.1	
7. Five hours or more	10.9	11.1	10.0	7.9	22.9	12.1	7.7	12.9	9.9	10.2	12.7	10.2	11.6	10.8	9.9	18.8	
<i>Item 10550 Subject C07</i>	<i>N</i>	<i>2461</i>	<i>1082</i>	<i>1250</i>	<i>1568</i>	<i>230</i>	<i>485</i>	<i>598</i>	<i>875</i>	<i>503</i>	<i>1917</i>	<i>404</i>	<i>1268</i>	<i>487</i>	<i>249</i>	<i>391</i>	<i>22</i>

DESCRIPTIVE RESULTS: 2005

177

QUESTIONNAIRE FORM 4 2005	TOTAL	SEX		RACE		REGION				COLLEGE PLANS?		ILLICIT DRUG USE: LIFETIME				
		M	F	White	Black	NE	NC	S	W	Yes	No	None	Mari- juana Only	Few Pills	More Pills	Any Her- oin
<i>N (Weighted No. of Cases):</i>	2538	1100	1268	1599	234	509	616	897	516	1947	412	1286	496	252	398	25
<i>% of Weighted Total:</i>	100.0	43.4	50.0	63.0	9.2	20.0	24.3	35.3	20.3	76.7	16.2	50.7	19.5	9.9	15.7	1.0
A20K: Smoking tobacco in certain specified public places																
1. No	38.6	43.2	34.1	43.2	29.6	40.7	43.6	37.1	33.1	38.4	41.1	28.0	43.8	46.6	60.3	61.4
2. Not sure	14.7	15.2	13.6	13.7	12.2	13.7	12.8	16.1	15.4	13.4	19.7	15.4	15.1	14.2	11.1	19.7
3. Yes	46.7	41.6	52.3	43.1	58.2	45.5	43.6	46.8	51.5	48.2	39.2	56.6	41.1	39.3	28.6	19.0
<i>Item 10760 Subject A13a</i>	<i>N</i> 2469	1088	1251	1584	226	495	592	873	509	1930	403	1278	494	249	392	23
A21: In particular, there has been a great deal of public debate about whether marijuana use should be legal. Which of the following policies would you favor?																
1. Using marijuana should be entirely legal	27.6	34.4	21.1	29.4	28.1	26.5	28.7	27.9	26.9	26.1	34.2	13.9	37.0	34.7	52.3	67.6
2. It should be a minor violation—like a parking ticket—but not a crime	27.7	25.0	30.1	26.5	30.4	32.8	24.9	25.4	29.8	29.0	22.4	22.5	37.1	36.2	28.5	10.1
3. It should be a crime	29.7	25.4	34.4	31.5	22.7	27.4	32.5	30.1	27.7	31.9	20.8	44.7	13.4	17.6	10.0	22.3
4. Don't know	15.1	15.1	14.4	12.6	18.8	13.2	13.9	16.6	15.6	13.0	22.7	18.9	12.5	11.6	9.2	-
<i>Item 10880 Subject A13b</i>	<i>N</i> 2470	1086	1254	1584	230	494	596	874	505	1932	403	1278	496	249	390	23
A22: If it were legal for people to USE marijuana, should it also be legal to SELL marijuana?																
1. No	32.3	27.9	36.9	32.5	26.4	26.9	36.1	31.6	34.3	33.3	26.8	42.4	21.0	25.7	18.2	21.1
2. Yes, but only to adults	43.0	47.3	39.0	44.4	45.3	44.9	42.5	41.7	44.1	43.7	40.5	33.4	51.7	51.4	57.8	46.8
3. Yes, to anyone	11.2	11.5	11.0	10.4	15.5	11.9	10.5	11.5	10.7	10.8	14.1	9.0	13.7	10.8	14.4	27.2
4. Don't know	13.5	13.3	13.1	12.7	12.8	16.4	10.9	15.2	10.9	12.2	18.5	15.1	13.6	12.1	9.6	4.9
<i>Item 10890 Subject A13b</i>	<i>N</i> 2472	1087	1256	1585	230	496	596	874	506	1932	405	1280	496	249	391	23
A23: If marijuana were legal to use and legally available, which of the following would you be most likely to do?																
1. Not use it, even if it were legal and available	60.1	54.1	66.6	57.1	66.6	53.9	58.3	63.2	62.9	62.1	50.9	83.3	39.7	43.0	24.6	12.4
2. Try it	8.9	9.7	8.4	10.3	4.2	11.9	10.0	5.6	10.5	9.1	8.4	7.9	12.0	8.8	8.7	1.0
3. Use it about as often as I do now	15.2	17.3	13.1	18.0	10.3	21.2	17.6	11.1	13.3	14.7	18.3	0.6	24.5	29.4	40.0	47.2
4. Use it more often than I do now	6.0	7.5	4.1	6.3	6.8	4.7	7.1	7.2	4.2	5.4	9.1	0.5	9.7	9.4	16.1	33.6
5. Use it less than I do now	1.8	2.2	1.4	1.9	0.9	2.5	0.7	2.1	1.7	1.6	2.0	0.2	2.7	1.9	5.6	3.0
6. Don't know	8.0	9.3	6.4	6.4	11.2	5.8	6.3	10.8	7.4	7.2	11.3	7.6	11.5	7.6	5.0	2.8
<i>Item 10900 Subject A13b</i>	<i>N</i> 2466	1084	1253	1583	229	492	595	873	506	1930	402	1278	494	248	391	23
The next questions ask about a number of different things.																
D01A: Think about the kinds of paid jobs that people your age usually have. If you could work just the number of hours that you wanted, how many hours per week would you PREFER to work during the school year?																
1. None	7.9	10.3	5.8	7.1	13.6	6.9	6.5	9.5	7.8	6.6	12.5	8.3	9.3	4.8	6.4	8.0
2. 5 or less hours	4.9	4.1	5.5	3.8	6.2	5.3	5.1	3.3	7.0	5.3	3.0	5.8	3.3	5.4	2.3	7.7
3. 6-10	12.6	11.8	13.8	13.7	9.7	14.9	15.8	8.1	14.3	13.3	8.5	14.3	11.4	13.1	7.6	7.7
4. 11-15	15.4	14.0	17.2	16.4	6.9	17.0	18.1	12.8	15.1	16.6	10.1	16.4	14.5	17.5	13.2	9.5
5. 16-20	19.7	20.4	19.0	21.4	13.0	21.4	20.0	17.6	21.6	20.8	14.3	18.2	21.1	25.4	19.7	15.8
6. 21-25	13.8	13.9	13.9	14.6	15.3	12.5	14.2	15.6	11.3	14.0	14.3	13.5	11.8	13.5	17.8	13.1
7. 26-30	9.3	7.8	10.4	8.9	11.2	5.9	5.6	13.0	10.5	9.1	11.1	8.2	10.8	10.2	10.8	11.2
8. 31 or more hours	10.2	12.4	7.8	9.4	14.8	10.8	10.2	11.7	7.0	8.5	17.0	7.5	13.3	7.8	16.7	12.9
9. Don't know, can't say	6.3	5.3	6.6	4.6	9.4	5.2	4.6	8.5	5.5	5.7	9.2	7.7	4.5	2.3	5.6	14.0
<i>Item 25800 Subject C04</i>	<i>N</i> 2350	1031	1213	1539	212	453	590	834	472	1906	392	1222	459	243	379	21

QUESTIONNAIRE FORM 4 2005	TOTAL	SEX		RACE		REGION				COLLEGE PLANS?		ILLICIT DRUG USE: LIFETIME					
		M	F	White	Black	NE	NC	S	W	Yes	No	None	Mari- juana Only	Few Pills	More Pills	Any Her- oin	
<i>N (Weighted No. of Cases):</i>	2538	1100	1268	1599	234	509	616	897	516	1947	412	1286	496	252	398	25	
<i>% of Weighted Total:</i>	100.0	43.4	50.0	63.0	9.2	20.0	24.3	35.3	20.3	76.7	16.2	50.7	19.5	9.9	15.7	1.0	
D01B: How many hours per week do you think your PARENTS would prefer that you work in a paid job during the school year?																	
1. None	14.1	14.3	14.2	12.3	16.7	11.1	13.1	13.1	19.8	13.9	13.0	15.7	14.4	13.3	8.4	10.5	
2. 5 or less hours	6.7	5.8	7.0	5.3	8.4	7.1	4.8	6.3	9.3	6.6	5.9	7.1	4.3	5.7	8.1	14.0	
3. 6-10	10.8	11.0	10.9	11.3	12.5	10.7	12.8	9.0	11.4	11.6	6.9	12.3	11.2	9.1	6.3	17.6	
4. 11-15	14.2	10.9	17.4	16.4	8.2	16.2	16.1	13.7	10.6	15.2	9.6	13.9	14.1	18.3	13.0	7.1	
5. 16-20	19.0	20.1	18.2	21.4	12.5	24.8	21.0	16.8	15.0	19.6	17.3	17.1	20.7	20.9	22.3	16.3	
6. 21-25	8.8	9.0	8.7	9.1	5.7	5.5	10.7	9.5	8.3	8.7	9.4	7.6	10.2	6.7	12.6	6.3	
7. 26-30	4.8	3.8	5.2	4.8	7.2	5.2	3.0	6.4	4.0	4.7	5.7	4.7	5.1	4.1	5.7	3.9	
8. 31 or more hours	5.6	7.9	3.4	5.0	6.1	3.5	6.1	6.5	5.2	4.5	11.2	3.9	6.6	5.1	9.7	3.4	
9. Don't know, can't say	16.1	17.4	15.1	14.2	22.8	16.0	12.4	18.6	16.6	15.3	21.0	17.6	13.3	16.9	13.9	20.9	
<i>Item 25810 Subject C04, M03</i>	<i>N</i>	<i>2348</i>	<i>1032</i>	<i>1211</i>	<i>1538</i>	<i>210</i>	<i>451</i>	<i>590</i>	<i>834</i>	<i>473</i>	<i>1905</i>	<i>392</i>	<i>1222</i>	<i>458</i>	<i>243</i>	<i>379</i>	<i>20</i>
D02A: Which best describes your recent employment experience?																	
1. I have a paid job right now	58.7	54.6	61.9	64.0	43.7	65.8	61.5	58.5	48.7	59.0	58.2	55.6	62.0	61.4	63.1	56.8	
2. No paid job now, but I had one during the past 3 months	9.6	10.6	8.8	9.6	12.9	8.5	8.3	10.5	10.6	9.2	10.7	8.9	7.0	7.9	14.9	19.1	
3. No paid job in the past 3 months—GO TO Q.D10	16.7	19.9	14.0	16.5	19.1	14.0	17.7	16.2	19.0	17.0	15.6	15.6	19.7	20.1	15.6	2.5	
4. Never had a paid job—GO TO Q.D10	15.1	14.9	15.3	9.8	24.2	11.8	12.5	14.9	21.7	14.8	15.4	19.9	11.3	10.6	6.4	21.5	
<i>Item 21530 Subject C01</i>	<i>N</i>	<i>2337</i>	<i>1026</i>	<i>1208</i>	<i>1533</i>	<i>210</i>	<i>450</i>	<i>586</i>	<i>832</i>	<i>468</i>	<i>1896</i>	<i>389</i>	<i>1219</i>	<i>456</i>	<i>243</i>	<i>377</i>	<i>19</i>
D02B: Which of the job categories below comes closest to the kind of work you have done for pay on your current (or most recent) job? (If more than one kind of work, choose the one where you worked the most hours. Do not include work around the house.)																	
01. Have not worked for pay	2.2	3.2	1.5	0.6	9.9	0.6	2.0	2.8	3.3	2.0	3.5	2.3	2.3	1.6	1.7	3.8	
02. Lawn or yard work	3.7	7.1	0.8	4.1	5.8	2.7	6.2	2.9	2.7	3.7	3.5	3.4	4.2	5.0	3.7	-	
03. Fast food worker	12.1	11.3	13.3	10.2	29.7	12.2	14.0	13.2	7.6	11.7	14.9	12.5	11.7	10.4	11.8	12.6	
04. Waiter or waitress	7.7	3.6	10.6	8.0	4.5	7.5	7.3	9.1	5.9	7.9	7.6	6.7	7.5	9.9	10.0	-	
05. Other restaurant worker	9.9	9.6	10.1	10.9	3.8	10.7	7.8	9.9	11.8	10.3	6.9	10.1	10.8	6.1	10.7	14.5	
06. Newspaper route	0.2	0.5	-	0.2	-	0.4	0.2	0.2	0.2	0.3	-	0.4	-	-	-	-	
07. Babysitting or childcare	7.0	1.9	11.5	7.4	6.7	11.2	5.0	6.9	5.2	7.8	3.7	7.4	7.2	6.6	5.6	13.4	
08. Farm or agricultural work	3.1	5.7	0.9	4.2	0.5	1.9	4.2	3.3	2.3	2.6	5.6	3.6	4.1	2.5	1.0	-	
09. Store clerk or salesperson	22.3	19.8	23.9	23.6	16.9	28.2	21.8	20.4	20.1	23.5	17.1	21.4	22.4	21.8	25.1	26.5	
10. Office or clerical	6.9	4.0	9.3	6.6	3.9	4.0	5.7	7.2	10.9	7.8	3.4	8.2	5.1	6.0	5.2	13.1	
11. Odd jobs	2.0	3.6	0.8	2.2	-	1.9	2.3	1.1	3.7	1.8	3.2	1.8	2.2	2.4	2.3	-	
12. Other	22.9	29.7	17.2	22.0	18.3	18.6	23.5	23.0	26.4	20.6	30.6	22.2	22.5	27.7	22.8	16.2	
<i>Item 25160 Subject C01</i>	<i>N†</i>	<i>1601</i>	<i>695</i>	<i>835</i>	<i>1100</i>	<i>132</i>	<i>319</i>	<i>413</i>	<i>571</i>	<i>297</i>	<i>1291</i>	<i>276</i>	<i>790</i>	<i>312</i>	<i>173</i>	<i>287</i>	<i>17</i>
D02C: All things considered, how satisfied are (were) you with that job?																	
1. Completely dissatisfied	6.4	6.6	6.1	4.8	9.2	5.8	8.1	6.1	5.4	5.5	9.5	4.1	6.6	10.9	8.5	5.2	
2. Quite dissatisfied	8.6	9.2	8.8	8.0	8.0	9.6	7.3	8.1	10.3	8.7	7.2	10.3	6.4	11.1	4.8	20.2	
3. Somewhat dissatisfied	9.1	10.2	8.3	8.9	11.7	9.2	10.4	7.2	11.0	8.9	10.9	9.7	10.9	5.0	8.9	1.9	
4. Neither or mixed feelings	13.1	14.9	12.2	12.2	21.2	12.1	9.9	15.9	13.0	12.2	17.7	12.1	10.2	11.9	17.8	40.5	
5. Somewhat satisfied	18.6	16.8	18.4	18.7	17.8	18.8	19.5	18.0	18.2	19.3	14.5	17.9	20.8	19.6	18.6	-	
6. Quite satisfied	29.1	25.6	32.2	31.5	19.9	30.2	28.8	27.0	32.8	30.7	23.9	30.0	28.5	26.7	30.7	6.6	
7. Completely satisfied	15.1	16.8	13.9	15.9	12.3	14.2	16.0	17.7	9.3	14.6	16.3	16.0	16.6	14.7	10.8	25.5	
<i>Item 10910 Subject C01, P02</i>	<i>N†</i>	<i>1508</i>	<i>626</i>	<i>813</i>	<i>1071</i>	<i>110</i>	<i>316</i>	<i>390</i>	<i>541</i>	<i>261</i>	<i>1231</i>	<i>248</i>	<i>740</i>	<i>301</i>	<i>161</i>	<i>278</i>	<i>12</i>
The next questions are about your present or most recent paid job. (If you presently hold more than one paid job, answer for the more important one.)																	

†=excludes respondents for whom question was inappropriate.

DESCRIPTIVE RESULTS: 2005

179

QUESTIONNAIRE FORM 4 2005	TOTAL	SEX		RACE		REGION				COLLEGE PLANS?		ILLICIT DRUG USE: LIFETIME					
		M	F	White	Black	NE	NC	S	W	Yes	No	None	Mari- juana Only	Few Pills	More Pills	Any Her- oin	
<i>N (Weighted No. of Cases):</i>	2538	1100	1268	1599	234	509	616	897	516	1947	412	1286	496	252	398	25	
<i>% of Weighted Total:</i>	100.0	43.4	50.0	63.0	9.2	20.0	24.3	35.3	20.3	76.7	16.2	50.7	19.5	9.9	15.7	1.0	
D03: On the average, how many hours per week do (did) you work on this particular job?																	
1. 5 or less hours	10.4	10.8	10.4	9.2	14.4	7.7	12.4	9.2	12.6	10.1	11.2	11.3	10.7	11.8	5.7	11.5	
2. 6 to 10 hours	13.5	11.2	15.7	12.5	13.5	16.0	13.1	10.5	17.3	14.4	10.0	14.8	12.8	18.5	7.2	13.2	
3. 11 to 15 hours	15.9	14.3	17.5	16.1	12.2	19.7	16.0	13.3	16.8	17.1	11.1	17.1	19.2	12.5	11.6	22.9	
4. 16 to 20 hours	20.4	20.6	20.8	20.8	20.3	20.5	20.3	21.5	18.3	20.9	18.2	20.8	20.7	18.8	21.7	8.9	
5. 21 to 25 hours	16.1	14.7	17.5	16.7	13.6	14.4	15.3	17.4	16.5	17.0	13.5	16.7	8.6	16.8	22.3	8.1	
6. 26 to 30 hours	10.7	11.5	9.2	11.4	12.7	9.6	10.4	12.5	8.9	9.4	16.4	8.1	15.4	13.9	11.0	14.6	
7. 31 to 35 hours	6.2	8.2	4.6	6.7	3.9	5.6	6.0	7.4	5.0	5.3	9.5	5.0	7.3	3.4	9.7	20.8	
8. 36 or more hours	6.7	8.7	4.3	6.6	9.2	6.4	6.5	8.2	4.6	5.9	10.1	6.2	5.4	4.3	10.9	-	
<i>Item 21540 Subject C01</i>	<i>N†</i>	1697	724	893	1173	137	344	435	611	307	1372	289	830	340	181	308	16
D04: About how old is (was) your supervisor?																	
1. Age 20 or younger	4.6	7.0	2.8	3.3	12.3	4.0	4.9	4.8	4.6	3.9	7.1	4.5	4.4	4.5	4.2	17.1	
2. 21 to 25	11.5	11.5	11.5	10.3	13.2	8.3	13.5	12.3	10.6	11.0	11.3	11.1	12.6	10.9	11.4	10.0	
3. 26 to 30	19.6	19.2	19.3	20.5	18.5	21.7	21.8	17.2	18.7	20.2	18.8	20.4	18.0	17.1	19.5	38.2	
4. 31 or older	64.4	62.3	66.5	65.9	56.1	66.0	59.8	65.8	66.1	64.9	62.8	64.0	65.0	67.5	64.9	34.7	
<i>Item 21550 Subject C01, M02</i>	<i>N†</i>	1681	716	883	1157	134	347	430	603	301	1357	287	816	342	179	306	17
D05: How many of the other workers are within 2 or 3 years of your own age?																	
1. None	20.4	22.1	19.5	19.8	24.3	15.2	17.9	22.6	25.5	19.1	26.9	22.4	15.1	20.4	19.0	41.0	
2. A few	27.8	25.5	28.6	27.7	20.5	31.4	26.2	26.6	28.6	28.1	28.1	27.9	26.4	26.2	29.5	32.2	
3. About half	18.2	18.4	18.2	18.4	20.8	18.9	18.4	17.9	17.8	18.0	17.6	18.6	21.6	9.0	19.2	12.2	
4. Most	16.5	16.7	16.6	15.9	18.2	16.1	20.0	14.5	15.8	17.6	10.9	14.7	17.5	20.2	18.8	4.1	
5. Nearly all	12.5	10.5	14.2	13.3	9.8	13.4	13.5	13.6	8.1	12.6	12.5	11.3	15.3	17.8	10.8	5.7	
6. All	4.5	6.9	2.9	4.8	6.5	4.9	4.0	4.9	4.2	4.5	4.0	5.0	4.0	6.5	2.8	4.7	
<i>Item 21560 Subject C01</i>	<i>N†</i>	1674	712	880	1151	138	340	430	606	298	1347	291	814	335	179	308	17
D06: To what extent did any high school teacher or counselor help you get this job?																	
1. Not at all	90.4	89.8	91.6	92.4	80.4	92.0	92.3	88.2	90.1	91.7	84.2	89.8	89.3	92.9	93.8	90.6	
2. A little	3.2	4.2	2.3	2.7	3.6	2.0	3.5	3.6	3.6	2.6	6.0	3.0	3.6	2.5	2.9	3.9	
3. Some extent	2.6	3.0	2.0	2.2	2.4	2.4	2.3	3.1	2.1	1.8	6.2	2.7	3.7	1.7	1.4	5.4	
4. Considerable extent	1.5	1.8	1.5	1.2	4.2	1.3	0.9	1.3	3.3	1.5	1.8	2.3	0.8	0.2	0.5	-	
5. A great extent	2.3	1.1	2.7	1.5	9.4	2.4	0.9	3.8	0.9	2.4	1.8	2.2	2.5	2.8	1.4	-	
<i>Item 21710 Subject C01, M02</i>	<i>N†</i>	1673	704	890	1158	132	344	430	598	301	1359	280	822	330	179	306	17
D07: Is (was) this job part of a work-study program?																	
1. Yes	9.5	10.2	8.5	7.7	17.2	4.7	7.1	15.7	6.0	8.1	16.5	9.0	9.5	8.0	10.2	18.1	
2. No	90.5	89.8	91.5	92.3	82.8	95.3	92.9	84.3	94.0	91.9	83.5	91.0	90.5	92.0	89.8	81.9	
<i>Item 21720 Subject C01</i>	<i>N†</i>	1691	717	888	1168	135	347	431	612	301	1364	292	828	336	179	309	17
Questions D08-D11 have been omitted due to data problems.																	
D12: People have different opinions about world problems. How much to you agree or disagree with each of the following statements?																	
D12A: I feel that I can do very little to change the way the world is today																	
1. Disagree	13.3	13.5	13.1	11.1	20.5	13.0	10.9	15.4	12.7	13.1	13.1	14.2	13.8	12.1	9.6	18.5	
2. Mostly disagree	22.7	19.9	25.7	24.2	21.5	23.4	21.2	22.1	25.0	25.1	12.7	26.3	17.4	18.3	21.2	29.9	
3. Neither	27.2	30.0	25.0	27.1	24.5	28.2	27.6	26.9	26.3	25.6	34.6	26.7	27.8	29.3	27.6	19.3	
4. Mostly agree	23.9	24.0	24.3	25.2	16.9	22.4	27.0	22.5	23.6	24.3	22.0	22.7	27.1	25.4	24.3	16.4	
5. Agree	12.9	12.6	12.0	12.4	16.5	12.9	13.2	13.0	12.5	12.0	17.6	10.1	13.9	15.0	17.2	15.9	
<i>Item 10920 Subject I02, J</i>	<i>N</i>	2279	993	1185	1497	193	437	576	811	455	1853	376	1191	444	233	369	19

†=excludes respondents for whom question was inappropriate.

QUESTIONNAIRE FORM 4 2005	TOTAL	SEX		RACE		REGION				COLLEGE PLANS?		ILLICIT DRUG USE: LIFETIME				
		M	F	White	Black	NE	NC	S	W	Yes	No	None	Mari- juana Only	Few Pills	More Pills	Any Her- oin
<i>N (Weighted No. of Cases):</i>	2538	1100	1268	1599	234	509	616	897	516	1947	412	1286	496	252	398	25
<i>% of Weighted Total:</i>	100.0	43.4	50.0	63.0	9.2	20.0	24.3	35.3	20.3	76.7	16.2	50.7	19.5	9.9	15.7	1.0
D12B: It does little good to clean up air and water pollution because this society will not last long enough for it to matter																
1. Disagree	32.0	28.8	35.4	32.6	28.8	33.9	28.6	31.0	36.1	33.3	25.7	31.7	29.3	35.4	35.2	25.8
2. Mostly disagree	27.5	28.8	26.9	29.6	23.8	28.3	31.5	26.9	22.9	29.9	17.7	30.3	27.1	22.6	24.0	10.7
3. Neither	23.2	27.2	19.4	23.3	24.1	21.7	23.8	24.6	21.0	19.7	38.3	21.6	23.4	26.2	25.0	31.9
4. Mostly agree	9.8	9.2	10.1	8.8	9.6	10.1	9.9	9.3	10.3	9.8	9.6	9.8	9.9	10.9	8.0	25.7
5. Agree	7.5	5.9	8.3	5.7	13.7	6.0	6.1	8.1	9.8	7.2	8.7	6.6	10.3	4.8	7.8	6.0
<i>Item 10930 Subject F05, J</i>	<i>N</i> 2267	986	1179	1491	190	431	574	809	453	1843	375	1187	438	233	367	19
D12C: When things get tough enough, we'll put our minds to it and find a technological solution																
1. Disagree	6.2	6.1	5.7	5.6	7.1	6.3	6.7	5.8	6.0	5.2	10.2	5.6	7.0	4.4	7.3	10.5
2. Mostly disagree	9.8	8.9	10.7	10.0	6.9	9.6	11.4	8.3	10.3	10.3	6.8	8.4	9.2	8.2	15.3	23.0
3. Neither	30.7	30.6	30.5	31.2	31.8	29.4	30.7	32.6	28.8	28.8	40.6	30.0	29.8	32.8	32.8	41.8
4. Mostly agree	38.0	36.2	40.2	39.6	32.8	40.1	39.1	36.0	38.2	39.9	30.0	40.0	40.4	35.3	32.4	21.1
5. Agree	15.4	18.1	13.0	13.6	21.3	14.6	12.1	17.4	16.7	15.8	12.4	16.0	13.6	19.3	12.3	3.5
<i>Item 10940 Subject I01, J</i>	<i>N</i> 2250	978	1173	1483	188	425	574	801	449	1828	374	1179	435	230	364	19
D12D: When I think about all the terrible things that have been happening, it is hard for me to hold out much hope for the world																
1. Disagree	17.0	17.7	16.7	16.9	16.8	14.7	18.3	17.9	15.8	17.9	12.7	19.7	14.2	13.4	13.4	22.0
2. Mostly disagree	24.3	24.2	24.8	27.6	17.9	23.1	26.6	23.5	24.2	26.7	14.8	25.7	21.8	26.4	22.7	17.4
3. Neither	31.7	35.3	29.5	32.0	30.1	35.7	31.4	31.9	28.1	28.6	45.5	31.2	33.2	30.5	32.6	29.4
4. Mostly agree	18.8	16.6	20.1	16.8	21.1	18.7	17.1	17.2	23.7	19.1	16.4	16.5	20.9	23.7	21.2	17.1
5. Agree	8.2	6.2	9.0	6.7	14.1	7.8	6.6	9.5	8.3	7.7	10.6	6.8	9.9	6.0	10.1	14.1
<i>Item 10950 Subject J</i>	<i>N</i> 2247	977	1170	1481	188	426	573	799	448	1826	372	1177	437	230	362	18
D12E: I often wonder if there is any real purpose to my life in light of the world situation																
1. Disagree	29.8	28.2	31.8	30.1	29.7	25.6	30.8	30.1	31.7	31.2	23.5	33.6	26.1	29.5	23.1	13.3
2. Mostly disagree	18.5	19.7	17.7	20.2	12.2	21.1	21.4	15.7	17.4	19.9	12.7	18.6	18.4	23.6	16.0	12.8
3. Neither	30.7	32.6	29.1	30.5	30.1	33.9	26.8	33.9	26.9	27.6	43.3	28.1	35.1	31.4	34.5	31.4
4. Mostly agree	12.3	12.1	12.4	11.6	10.5	10.7	13.7	10.6	15.1	12.7	11.2	11.8	11.1	8.8	17.1	21.4
5. Agree	8.7	7.5	9.0	7.5	17.4	8.6	7.3	9.7	8.8	8.6	9.3	8.0	9.4	6.8	9.3	21.1
<i>Item 10960 Subject J</i>	<i>N</i> 2236	974	1166	1477	188	421	572	799	444	1815	371	1176	429	225	365	18
D12F: My guess is that this country will be caught up in a major world upheaval in the next 10 years																
1. Disagree	11.9	12.4	11.8	11.5	14.2	11.6	10.6	11.3	14.8	11.7	11.7	13.2	11.9	9.6	8.9	12.7
2. Mostly disagree	13.7	13.2	14.1	15.2	13.6	13.0	17.9	12.7	10.9	14.5	9.7	12.6	13.0	20.6	13.7	13.4
3. Neither	38.0	37.9	38.2	37.3	38.8	40.8	35.5	37.0	40.2	36.0	47.1	37.9	44.6	33.4	34.9	27.5
4. Mostly agree	23.2	22.7	23.7	23.5	17.2	23.7	21.9	24.5	22.2	24.4	19.0	24.0	18.1	25.3	26.0	17.7
5. Agree	13.2	13.8	12.2	12.6	16.3	10.9	14.1	14.6	12.0	13.4	12.4	12.3	12.4	11.1	16.4	28.7
<i>Item 10970 Subject J</i>	<i>N</i> 2244	974	1170	1482	187	424	573	799	447	1823	371	1178	435	225	365	18
D12G: Nuclear or biological annihilation will probably be the fate of all mankind, within my lifetime																
1. Disagree	26.6	27.2	26.7	28.6	25.6	26.2	29.6	25.1	25.9	27.9	20.0	29.2	27.5	22.9	19.4	17.2
2. Mostly disagree	17.3	20.7	15.2	19.0	11.3	16.3	20.0	15.8	17.4	18.2	14.0	17.0	13.5	24.2	19.0	26.6
3. Neither	39.2	34.5	42.8	38.1	44.5	43.2	35.9	39.9	38.3	37.4	47.1	37.4	44.4	36.5	41.6	28.6
4. Mostly agree	9.2	10.1	8.4	8.5	7.1	9.3	8.1	9.7	9.6	9.1	10.1	9.7	7.1	9.5	10.2	8.2
5. Agree	7.7	7.5	7.0	5.7	11.6	5.1	6.3	9.5	8.8	7.4	8.8	6.7	7.5	7.0	9.8	19.4
<i>Item 10980 Subject J</i>	<i>N</i> 2239	972	1167	1480	187	426	572	794	446	1821	370	1175	434	225	364	18
D12H: The human race has come through tough times before, and will do so again																
1. Disagree	5.3	5.1	5.4	4.3	10.9	7.0	4.1	5.3	5.1	4.0	10.4	5.2	5.4	2.8	5.5	18.0
2. Mostly disagree	5.3	6.0	4.0	5.0	7.4	5.2	4.7	6.1	4.9	5.1	6.3	4.9	4.3	7.0	6.9	7.9
3. Neither	28.1	27.9	28.1	26.2	28.1	30.5	26.9	28.2	27.2	25.4	40.4	27.1	32.1	24.2	29.5	19.6
4. Mostly agree	35.6	34.6	37.8	38.3	25.1	34.8	38.9	33.6	35.6	39.0	20.3	35.6	33.6	40.5	36.4	24.1
5. Agree	25.7	26.4	24.8	26.2	28.5	22.6	25.4	26.8	27.1	26.4	22.6	27.2	24.6	25.4	21.8	30.4
<i>Item 10990 Subject J</i>	<i>N</i> 2234	969	1167	1476	188	426	571	792	445	1818	370	1171	434	224	364	18

DESCRIPTIVE RESULTS: 2005

181

QUESTIONNAIRE FORM 4 2005	TOTAL	SEX		RACE		REGION				COLLEGE PLANS?		ILLICIT DRUG USE: LIFETIME				
		M	F	White	Black	NE	NC	S	W	Yes	No	None	Mari- juana Only	Few Pills	More Pills	Any Her- oin
<i>N (Weighted No. of Cases):</i> <i>% of Weighted Total:</i>	2538 100.0	1100 43.4	1268 50.0	1599 63.0	234 9.2	509 20.0	616 24.3	897 35.3	516 20.3	1947 76.7	412 16.2	1286 50.7	496 19.5	252 9.9	398 15.7	25 1.0
The next questions are about alcohol use— this time asking separately about beer, wine, wine coolers, and hard liquor.																
D13: On how many occasions (if any) have you had beer to drink . . .																
D13A: . . . in your lifetime?																
1. 0 occasions	31.2	28.4	33.2	25.2	51.8	25.1	29.7	35.5	31.4	31.4	29.5	52.4	11.7	9.9	5.9	3.6
2. 1-2	13.6	9.6	17.2	13.2	18.6	12.6	14.1	13.5	14.3	14.1	11.3	17.0	13.0	11.5	6.8	-
3. 3-5	10.3	8.0	12.1	11.0	6.0	13.0	10.8	10.0	7.6	10.9	8.4	10.3	12.0	11.6	8.5	-
4. 6-9	8.2	8.7	8.3	8.9	4.7	9.0	7.7	6.4	11.3	8.9	5.9	7.4	11.8	10.0	5.7	3.9
5. 10-19	9.8	11.2	8.6	9.3	8.6	12.6	7.2	9.2	11.5	9.9	9.1	6.1	14.9	15.7	11.9	4.3
6. 20-39	9.2	8.9	9.9	11.4	4.2	9.1	10.0	9.3	8.1	9.3	8.8	2.9	13.8	15.2	18.4	15.2
7. 40 or more	17.6	25.2	10.8	21.1	6.0	18.6	20.4	16.0	15.8	15.6	27.0	3.8	22.8	25.9	42.9	72.9
<i>Item 11000 Subject A01a</i>	<i>N</i> 2025	891	1050	1375	157	401	511	710	403	1658	327	1015	408	213	356	18
D13B: . . . during the last 12 months?																
1. 0 occasions	44.0	36.1	50.0	37.5	70.2	38.0	41.7	49.1	44.2	44.9	38.7	65.5	23.4	25.9	18.1	15.7
2. 1-2	14.3	13.2	15.1	14.1	10.3	15.6	14.1	13.0	15.6	14.2	15.2	15.9	16.4	14.7	8.1	-
3. 3-5	11.3	11.9	10.9	12.1	4.3	12.9	10.5	11.1	11.0	11.6	9.6	8.5	18.5	13.6	10.1	4.3
4. 6-9	8.1	8.2	8.4	8.9	6.8	10.1	7.8	6.4	9.5	8.3	7.2	4.8	10.8	12.4	12.4	-
5. 10-19	8.6	10.1	7.6	10.6	2.6	9.9	8.9	7.8	8.5	8.6	9.2	2.7	13.3	12.3	17.2	28.2
6. 20-39	5.2	6.4	4.5	6.8	1.2	7.4	6.3	3.6	4.5	5.0	6.3	1.4	8.1	6.9	11.0	14.3
7. 40 or more	8.4	14.0	3.4	9.9	4.5	6.2	10.8	9.0	6.7	7.4	13.9	1.2	9.5	14.2	23.0	37.4
<i>Item 11010 Subject A01b</i>	<i>N</i> 2013	887	1042	1361	157	395	509	711	398	1652	322	1006	410	212	354	18
D13C: . . . during the last 30 days?																
1. 0 occasions	62.0	52.7	69.6	56.9	82.7	58.7	59.5	66.2	61.2	63.4	54.9	81.4	46.1	48.8	34.9	19.7
2. 1-2	16.7	19.9	14.3	17.9	6.4	20.0	16.0	13.4	20.4	16.6	17.3	12.9	25.9	19.4	16.5	5.7
3. 3-5	9.4	10.4	8.7	11.4	2.9	9.3	9.2	9.5	9.5	9.7	8.7	3.6	13.0	11.6	19.7	23.1
4. 6-9	5.4	7.3	4.2	6.4	2.5	7.8	6.1	4.3	4.2	4.9	7.6	1.1	7.2	9.8	12.9	2.7
5. 10-19	3.8	5.0														

MONITORING THE FUTURE

QUESTIONNAIRE FORM 4 2005	TOTAL	SEX		RACE		REGION				COLLEGE PLANS?		ILLICIT DRUG USE: LIFETIME					
		M	F	White	Black	NE	NC	S	W	Yes	No	None	Mari- juana Only	Few Pills	More Pills	Any Her- oin	
<i>N (Weighted No. of Cases):</i>	2538	1100	1268	1599	234	509	616	897	516	1947	412	1286	496	252	398	25	
<i>% of Weighted Total:</i>	100.0	43.4	50.0	63.0	9.2	20.0	24.3	35.3	20.3	76.7	16.2	50.7	19.5	9.9	15.7	1.0	
D15B: . . . during the last 12 months?																	
1. 0 occasions	66.3	75.6	58.0	64.4	63.3	61.7	64.9	67.0	71.6	66.5	64.9	78.2	59.7	59.1	45.0	40.0	
2. 1-2	16.6	13.6	19.4	17.8	16.7	17.2	19.2	16.2	13.3	16.7	16.9	13.3	21.0	16.8	21.2	24.7	
3. 3-5	7.5	4.7	9.8	7.5	13.3	9.1	7.5	7.3	6.3	7.6	6.6	4.6	8.1	14.3	11.3	1.3	
4. 6-9	4.0	2.4	5.7	4.2	4.0	5.5	3.4	3.3	4.8	3.7	5.6	2.0	5.6	4.5	7.6	9.2	
5. 10-19	3.1	1.5	4.4	3.5	1.1	4.8	2.6	3.1	2.1	3.4	1.7	1.2	4.4	1.9	7.7	6.8	
6. 20-39	1.4	0.8	2.0	1.5	1.2	0.5	1.9	1.9	0.8	1.2	2.9	0.6	0.7	2.1	3.4	12.7	
7. 40 or more	1.1	1.5	0.6	1.1	0.3	1.3	0.6	1.2	1.1	1.0	1.4	0.1	0.4	1.3	3.9	5.3	
<i>Item 22630 Subject A01b</i>	<i>N</i>	<i>2014</i>	<i>893</i>	<i>1038</i>	<i>1370</i>	<i>157</i>	<i>398</i>	<i>514</i>	<i>707</i>	<i>395</i>	<i>1650</i>	<i>325</i>	<i>1007</i>	<i>407</i>	<i>212</i>	<i>354</i>	<i>18</i>
D15C: . . . during the last 30 days?																	
1. 0 occasions	85.9	91.3	81.3	85.1	84.7	82.7	86.3	86.5	87.3	86.8	81.4	91.5	82.9	82.1	77.1	56.8	
2. 1-2	8.9	6.0	11.2	9.5	10.4	10.6	8.8	8.1	8.6	8.3	11.1	6.2	11.8	13.1	9.8	29.1	
3. 3-5	2.6	1.3	3.8	2.5	3.3	4.8	1.9	2.3	1.9	2.6	2.9	1.4	3.1	1.7	6.0	-	
4. 6-9	1.6	0.3	2.8	1.9	0.6	1.4	1.8	2.0	0.9	1.6	2.0	0.7	1.6	0.2	4.7	8.9	
5. 10-19	0.6	0.7	0.5	0.7	0.5	0.3	1.1	0.6	0.2	0.5	1.2	0.1	0.4	1.3	1.6	5.3	
6. 20-39	0.2	0.1	0.2	0.1	0.3	-	-	0.2	0.4	-	1.0	-	-	0.8	0.3	-	
7. 40 or more	0.3	0.3	0.2	0.3	0.3	0.2	0.2	0.2	0.6	0.2	0.4	*	0.2	0.8	0.6	-	
<i>Item 22640 Subject A01c</i>	<i>N</i>	<i>2016</i>	<i>893</i>	<i>1040</i>	<i>1371</i>	<i>158</i>	<i>398</i>	<i>515</i>	<i>709</i>	<i>395</i>	<i>1651</i>	<i>326</i>	<i>1008</i>	<i>407</i>	<i>213</i>	<i>355</i>	<i>18</i>
D16: Think back over the LAST TWO WEEKS. How many times have you had five or more 12-ounce bottles of wine cooler (or the equivalent) in a row?																	
1. None	92.8	95.8	90.3	92.5	92.8	89.3	93.4	93.4	94.3	93.8	88.6	96.6	92.1	90.6	85.4	69.8	
2. Once	3.3	1.6	4.7	3.8	3.6	4.3	2.7	3.2	3.4	2.8	4.7	1.9	3.4	4.5	6.7	9.2	
3. Twice	2.5	1.4	3.6	2.4	1.3	5.1	1.6	2.2	1.4	2.4	3.3	1.2	3.8	3.0	3.5	21.0	
4. Three to five times	0.7	0.2	1.2	0.7	2.0	0.7	1.3	0.7	0.2	0.5	1.8	0.3	0.5	0.6	2.1	-	
5. Six to nine times	0.3	0.4	0.2	0.2	-	0.3	0.6	0.2	-	0.1	1.1	-	0.2	-	1.5	-	
6. Ten or more times	0.3	0.6	0.1	0.4	0.3	0.2	0.4	0.2	0.6	0.3	0.5	*	-	1.3	0.8	-	
<i>Item 22650 Subject A01d</i>	<i>N</i>	<i>1958</i>	<i>878</i>	<i>1004</i>	<i>1333</i>	<i>156</i>	<i>385</i>	<i>499</i>	<i>686</i>	<i>389</i>	<i>1605</i>	<i>313</i>	<i>994</i>	<i>395</i>	<i>206</i>	<i>333</i>	<i>18</i>
D17: On how many occasions (if any) have you had wine to drink, not counting wine coolers . . .																	
D17A: . . . in your lifetime?																	
1. 0 occasions	47.9	50.9	45.4	43.6	61.7	38.3	47.9	50.7	52.6	47.4	50.2	65.1	43.0	23.6	20.2	21.2	
2. 1-2	20.1	17.5	23.0	20.8	20.6	22.7	18.6	20.8	18.2	20.8	17.5	18.3	22.2	27.5	18.5	17.5	
3. 3-5	14.2	13.8	14.0	15.5	9.6	21.6	13.1	12.8	10.6	14.4	13.3	8.0	17.7	25.0	22.2	-	
4. 6-9	6.9	6.6	7.0	8.1	3.7	5.8	8.4	6.9	6.1	6.8	8.0	3.9	7.7	10.4	11.9	22.5	
5. 10-19	4.6	5.0	4.2	5.1	2.5	6.5	5.4	3.0	4.6	4.9	3.3	2.3	2.8	5.2	12.4	16.4	
6. 20-39	2.2	1.9	2.4	2.6	1.3	2.7	2.5	1.7	2.0	2.1	2.2	1.1	2.5	2.3	5.0	-	
7. 40 or more	4.1	4.2	4.0	4.4	0.6	2.3	4.0	4.1	5.9	3.7	5.5	1.3	4.1	6.0	9.8	22.4	
<i>Item 11040 Subject A01a</i>	<i>N</i>	<i>2022</i>	<i>895</i>	<i>1046</i>	<i>1373</i>	<i>158</i>	<i>397</i>	<i>520</i>	<i>704</i>	<i>400</i>	<i>1654</i>	<i>327</i>	<i>1014</i>	<i>405</i>	<i>213</i>	<i>358</i>	<i>18</i>
D17B: . . . during the last 12 months?																	
1. 0 occasions	63.5	65.6	61.3	59.4	77.2	55.9	62.4	66.8	66.5	62.8	67.2	76.4	58.4	52.5	39.8	38.1	
2. 1-2	21.2	19.1	23.2	23.2	14.4	27.3	21.5	19.8	17.0	21.8	17.5	15.7	27.7	26.2	26.1	27.6	
3. 3-5	7.2	7.1	7.2	8.4	3.1	9.6	7.9	5.9	6.4	7.1	7.9	4.5	5.6	10.1	15.6	2.7	
4. 6-9	3.7	3.4	4.2	4.0	4.4	4.0	3.5	3.5	4.3	4.0	2.9	1.9	4.0	4.8	8.4	-	
5. 10-19	2.3	2.4	2.3	2.9	0.3	2.0	1.8	2.3	3.2	2.2	3.0	0.9	3.1	1.7	4.8	22.3	
6. 20-39	1.0	1.0	1.1	1.1	0.3	0.3	1.4	1.2	1.1	1.1	0.8	0.3	0.8	2.0	2.7	5.3	
7. 40 or more	1.0	1.4	0.8	1.0	0.3	0.9	1.6	0.5	1.5	1.1	0.6	0.4	0.3	2.6	2.5	4.0	
<i>Item 11050 Subject A01b</i>	<i>N</i>	<i>2011</i>	<i>893</i>	<i>1037</i>	<i>1366</i>	<i>158</i>	<i>395</i>	<i>518</i>	<i>701</i>	<i>396</i>	<i>1646</i>	<i>325</i>	<i>1009</i>	<i>400</i>	<i>212</i>	<i>357</i>	<i>18</i>
D17C: . . . during the last 30 days?																	
1. 0 occasions	85.6	86.2	84.9	83.9	91.3	84.8	84.7	86.6	85.9	85.7	85.6	92.6	87.8	77.6	69.7	61.6	
2. 1-2	9.7	9.3	10.0	11.0	5.0	11.1	9.9	8.8	9.6	9.7	9.5	5.1	8.8	14.7	20.5	6.8	
3. 3-5	2.7	2.3	3.2	2.7	1.4	2.6	2.9	3.0	2.1	2.9	1.2	1.9	2.0	3.4	5.2	-	
4. 6-9	1.0	0.7	1.4	1.1	2.0	0.6	1.4	1.0	0.8	0.9	1.5	0.1	0.3	1.6	2.8	22.3	
5. 10-19	0.4	1.0	-	0.6	-	-	0.8	0.4	0.3	0.4	0.8	-	0.8	1.1	0.9	-	
6. 20-39	0.3	0.3	0.4	0.3	-	0.7	0.2	-	0.7	0.2	1.0	0.2	-	0.8	0.2	9.3	
7. 40 or more	0.3	0.3	0.2	0.3	0.3	0.2	0.2	0.2	0.6	0.2	0.4	*	0.2	0.8	0.5	-	
<i>Item 11060 Subject A01c</i>	<i>N</i>	<i>2009</i>	<i>891</i>	<i>1038</i>	<i>1366</i>	<i>157</i>	<i>394</i>	<i>518</i>	<i>702</i>	<i>396</i>	<i>1646</i>	<i>323</i>	<i>1008</i>	<i>400</i>	<i>212</i>	<i>357</i>	<i>18</i>

DESCRIPTIVE RESULTS: 2005

183

QUESTIONNAIRE FORM 4 2005	TOTAL	SEX		RACE		REGION				COLLEGE PLANS?		ILLICIT DRUG USE: LIFETIME					
		M	F	White	Black	NE	NC	S	W	Yes	No	None	Mari- juana Only	Few Pills	More Pills	Any Her- oin	
<i>N (Weighted No. of Cases):</i>	2538	1100	1268	1599	234	509	616	897	516	1947	412	1286	496	252	398	25	
<i>% of Weighted Total:</i>	100.0	43.4	50.0	63.0	9.2	20.0	24.3	35.3	20.3	76.7	16.2	50.7	19.5	9.9	15.7	1.0	
D18: Think back over the LAST TWO WEEKS. How many times have you had five or more 4-ounce glasses of wine in a row (or the equivalent, which is about three-fourths of a bottle)?																	
1. None	94.6	94.9	94.4	94.4	96.7	94.8	93.9	94.9	94.7	95.2	92.9	98.7	94.9	90.2	85.9	72.4	
2. Once	3.1	2.5	3.4	3.3	2.4	3.3	3.7	3.0	2.2	2.8	4.0	0.8	3.1	6.7	7.2	9.2	
3. Twice	1.2	1.1	1.4	0.8	0.6	0.7	1.4	1.0	1.6	1.0	1.4	0.2	1.2	0.6	4.1	5.3	
4. Three to five times	0.6	0.8	0.5	0.7	0.3	0.5	0.3	0.7	0.9	0.5	0.8	0.1	0.4	1.6	1.0	13.1	
5. Six to nine times	0.3	0.3	0.2	0.4	-	0.3	0.3	0.3	-	0.2	0.7	-	0.3	-	1.1	-	
6. Ten or more times	0.3	0.4	0.2	0.4	-	0.3	0.4	0.1	0.5	0.3	0.2	0.2	-	0.8	0.7	-	
<i>Item 11070 Subject A01d</i>	<i>N</i>	<i>1984</i>	<i>876</i>	<i>1030</i>	<i>1347</i>	<i>151</i>	<i>380</i>	<i>511</i>	<i>695</i>	<i>397</i>	<i>1627</i>	<i>317</i>	<i>1009</i>	<i>397</i>	<i>202</i>	<i>346</i>	<i>18</i>
These next questions are about hard liquor. (Hard liquor includes whiskey, Scotch, bourbon, gin, vodka, rum, etc., or mixed drinks made with liquor.)																	
D19: On how many occasions (if any) have you had liquor to drink . . .																	
D19A: . . . in your lifetime?																	
1. 0 occasions	31.8	32.6	30.6	26.4	41.2	25.6	31.6	32.7	36.7	31.3	33.8	55.1	10.9	7.3	4.4	3.6	
2. 1-2	11.8	10.1	14.0	11.9	17.8	11.2	11.9	12.1	11.7	12.4	9.0	15.2	12.5	10.3	2.5	-	
3. 3-5	11.4	9.2	13.3	11.6	7.9	12.7	10.3	12.0	10.7	11.7	9.8	11.2	13.9	15.6	7.7	-	
4. 6-9	8.8	9.0	9.3	9.6	9.0	10.6	5.9	9.7	9.2	9.2	7.7	6.1	16.2	13.2	6.4	-	
5. 10-19	11.5	11.5	11.4	13.4	7.3	12.7	11.4	11.6	10.3	12.1	9.0	6.5	19.1	15.9	15.2	5.7	
6. 20-39	10.9	10.8	11.2	11.8	10.2	12.1	12.8	9.8	8.9	11.2	8.8	3.6	12.4	22.4	23.4	4.5	
7. 40 or more	13.8	16.7	10.2	15.2	6.7	15.1	16.0	12.1	12.5	12.2	21.9	2.3	15.0	15.4	40.4	86.2	
<i>Item 11080 Subject A01a</i>	<i>N</i>	<i>2009</i>	<i>889</i>	<i>1038</i>	<i>1371</i>	<i>157</i>	<i>389</i>	<i>517</i>	<i>706</i>	<i>397</i>	<i>1643</i>	<i>325</i>	<i>1006</i>	<i>402</i>	<i>214</i>	<i>354</i>	<i>18</i>
D19B: . . . during the last 12 months?																	
1. 0 occasions	41.3	40.6	41.2	35.9	50.5	31.5	42.8	42.8	46.0	40.3	44.3	63.7	21.8	23.7	10.6	8.2	
2. 1-2	14.7	12.8	17.1	15.3	18.0	17.7	12.6	15.5	13.2	15.7	11.2	16.7	18.9	13.1	6.7	-	
3. 3-5	12.8	11.9	13.7	13.9	10.3	15.7	9.7	13.5	12.6	13.5	8.7	9.6	20.3	15.9	12.5	1.3	
4. 6-9	11.0	11.5	10.8	12.4	10.5	11.7	12.5	9.8	10.6	11.2	10.3	5.2	15.5	17.9	18.1	24.7	
5. 10-19	10.3	11.1	9.6	11.3	5.7	14.0	9.5	9.8	8.5	10.2	11.2	3.3	13.4	16.3	23.5	-	
6. 20-39	5.3	5.7	4.8	6.0	3.0	4.9	7.1	4.6	4.5	4.9	7.3	1.4	5.2	6.3	14.3	37.9	
7. 40 or more	4.6	6.3	2.8	5.2	2.0	4.5	5.7	4.0	4.5	4.2	7.0	0.2	4.9	6.9	14.2	27.9	
<i>Item 11090 Subject A01b</i>	<i>N</i>	<i>2002</i>	<i>886</i>	<i>1035</i>	<i>1368</i>	<i>156</i>	<i>387</i>	<i>516</i>	<i>704</i>	<i>395</i>	<i>1638</i>	<i>325</i>	<i>1002</i>	<i>401</i>	<i>214</i>	<i>354</i>	<i>18</i>
D19C: . . . during the last 30 days?																	
1. 0 occasions	63.6	61.6	65.1	59.2	72.5	58.1	60.7	66.3	67.7	64.5	57.4	82.7	49.5	50.3	35.0	12.7	
2. 1-2	16.7	17.1	16.8	19.5	11.1	20.2	16.4	15.5	15.5	16.6	17.8	11.3	24.5	20.9	21.0	10.9	
3. 3-5	10.6	10.4	11.0	11.2	8.7	13.1	11.4	8.8	10.4	10.5	11.4	4.9	14.3	12.9	20.9	25.9	
4. 6-9	4.6	4.2	4.7	5.1	3.7	5.3	5.7	5.2	1.5	4.7	4.4	0.8	5.8	8.2	11.4	20.1	
5. 10-19	3.0	4.5	1.2	3.5	1.5	2.0	4.8	2.5	2.5	2.5	6.1	0.2	4.3	6.1	6.6	22.7	
6. 20-39	0.7	0.6	0.7	0.7	0.8	0.2	0.3	1.0	1.0	0.5	1.7	-	0.6	0.2	2.6	5.5	
7. 40 or more	0.9	1.4	0.4	0.8	1.7	1.0	0.8	0.7	1.3	0.8	1.2	0.1	1.0	1.4	2.6	2.3	
<i>Item 11100 Subject A01c</i>	<i>N</i>	<i>1999</i>	<i>886</i>	<i>1031</i>	<i>1367</i>	<i>154</i>	<i>385</i>	<i>515</i>	<i>705</i>	<i>394</i>	<i>1634</i>	<i>324</i>	<i>1000</i>	<i>402</i>	<i>212</i>	<i>352</i>	<i>17</i>
D20: Think back over the LAST TWO WEEKS. How many times have you had five or more mixed drinks or shot glasses of hard liquor in a row?																	
1. None	75.0	71.5	78.0	71.6	81.1	71.3	71.7	77.2	78.8	76.3	67.4	91.1	66.1	61.3	48.6	13.0	
2. Once	8.4	8.5	8.6	10.0	6.8	11.1	7.7	8.7	6.2	8.3	8.8	4.5	12.7	13.7	11.0	24.8	
3. Twice	7.7	9.1	6.7	8.9	5.0	10.0	8.7	5.8	7.6	7.5	8.5	2.8	10.6	8.9	18.2	13.5	
4. Three to five times	6.2	7.4	5.1	6.7	4.7	5.5	8.1	6.3	4.2	5.6	10.0	1.5	7.9	11.2	14.1	21.6	
5. Six to nine times	1.4	1.9	0.9	1.5	1.0	2.0	2.2	0.9	0.8	1.4	1.9	0.1	1.0	1.9	4.8	20.3	
6. Ten or more times	1.3	1.7	0.7	1.3	1.4	0.1	1.6	1.1	2.5	1.0	3.4	0.1	1.7	3.0	3.3	6.8	
<i>Item 11110 Subject A01d</i>	<i>N</i>	<i>1919</i>	<i>843</i>	<i>998</i>	<i>1305</i>	<i>147</i>	<i>370</i>	<i>491</i>	<i>673</i>	<i>386</i>	<i>1578</i>	<i>302</i>	<i>975</i>	<i>384</i>	<i>201</i>	<i>330</i>	<i>16</i>

MONITORING THE FUTURE

QUESTIONNAIRE FORM 4 2005	TOTAL	SEX		RACE		REGION				COLLEGE PLANS?		ILLICIT DRUG USE: LIFETIME				
		M	F	White	Black	NE	NC	S	W	Yes	No	None	Mari- juana Only	Few Pills	More Pills	Any Her- oin
<i>N (Weighted No. of Cases):</i>	2538	1100	1268	1599	234	509	616	897	516	1947	412	1286	496	252	398	25
<i>% of Weighted Total:</i>	100.0	43.4	50.0	63.0	9.2	20.0	24.3	35.3	20.3	76.7	16.2	50.7	19.5	9.9	15.7	1.0
D21: The next questions are on another topic. Do you know about how much an ounce of marijuana would cost in your area?																
88. Don't know	66.9	60.3	73.3	64.4	69.1	62.6	65.4	68.1	70.7	67.3	65.4	87.6	53.4	46.7	30.0	19.5
01. Less than \$50	9.3	9.3	8.5	9.4	7.9	9.4	7.2	11.2	8.6	9.1	9.5	5.7	11.8	13.2	15.7	14.0
02. \$50-\$99	7.9	9.0	7.0	8.2	12.4	6.5	8.4	10.1	4.8	7.7	9.6	3.0	11.2	14.6	15.8	18.2
03. \$100-\$149	5.5	7.6	4.0	6.0	7.8	6.4	8.7	3.9	3.3	5.7	4.3	1.5	9.0	11.0	10.3	19.4
04. \$150-\$199	3.2	3.9	2.3	3.9	0.8	5.7	4.5	2.1	1.0	3.3	3.1	0.7	4.2	2.5	10.8	-
05. \$200-\$249	2.4	3.1	1.8	2.9	0.2	4.8	1.5	1.4	2.8	2.3	2.5	0.2	2.6	2.6	7.7	28.9
06. \$250-\$299	1.9	2.7	1.4	2.2	0.6	2.4	1.4	1.1	3.7	2.0	1.1	0.4	2.4	4.8	4.8	-
07. \$300-\$399	1.3	2.2	0.4	1.7	-	1.4	1.3	0.7	2.2	1.1	2.1	0.1	2.4	1.9	3.7	-
08. \$400-\$499	0.3	0.4	0.2	0.3	-	-	0.5	-	0.7	0.3	0.1	0.1	0.2	0.8	0.5	-
09. \$500 or more	1.4	1.3	1.1	1.1	1.2	0.9	1.1	1.4	2.2	1.1	2.4	0.8	2.8	1.8	0.8	-
<i>Item 20506 Subject A01m</i>	<i>N</i> 2222	<i>961</i>	<i>1168</i>	<i>1472</i>	<i>187</i>	<i>425</i>	<i>575</i>	<i>783</i>	<i>439</i>	<i>1807</i>	<i>368</i>	<i>1164</i>	<i>434</i>	<i>223</i>	<i>359</i>	<i>19</i>
D22: During the past 12 months, how often have you seen people selling illegal drugs in your neighborhood?																
1. Never	61.7	57.8	64.8	63.4	55.4	53.4	64.6	66.7	57.3	62.9	56.2	77.0	48.5	45.6	39.1	33.1
2. A few times a year	16.7	18.2	16.2	16.4	9.3	18.2	17.7	12.6	21.2	16.5	17.6	13.0	21.4	24.9	17.8	20.8
3. Once or twice a month	7.1	7.2	7.0	7.8	5.2	9.1	6.2	5.8	8.7	7.2	7.7	3.9	11.7	8.3	10.4	17.8
4. At least once a week	7.0	8.7	5.4	6.7	8.3	8.3	6.6	6.3	7.8	6.4	8.8	2.7	9.5	7.7	17.8	14.1
5. Almost every day	7.4	8.0	6.6	5.7	21.8	11.0	4.9	8.7	5.0	6.9	9.7	3.3	8.9	13.4	15.0	14.1
<i>Item 30880 Subject A03a</i>	<i>N</i> 2211	<i>958</i>	<i>1161</i>	<i>1469</i>	<i>186</i>	<i>424</i>	<i>568</i>	<i>782</i>	<i>437</i>	<i>1799</i>	<i>364</i>	<i>1157</i>	<i>432</i>	<i>226</i>	<i>354</i>	<i>19</i>
These next questions ask for your opinions about the military services in the United States.																
E01: To what extent do you think the following opportunities are available to people who work in the military services?																
E01A: A chance to get ahead																
1. To a very little extent	11.5	15.8	7.6	10.1	16.6	9.9	11.8	11.6	12.6	10.2	16.2	9.2	16.7	8.2	13.2	26.9
2. To a little extent	11.3	12.4	10.2	10.8	12.1	11.0	13.4	10.6	9.9	11.2	11.6	11.4	11.8	10.3	11.4	-
3. To some extent	43.4	42.8	44.8	45.8	27.7	44.1	45.2	39.7	46.9	44.4	39.6	45.9	39.4	41.3	42.1	48.5
4. To a great extent	20.6	17.6	23.7	21.4	20.1	22.3	19.6	20.5	20.7	21.5	17.0	22.3	17.6	24.1	19.0	4.1
5. To a very great extent	13.2	11.5	13.7	11.9	23.5	12.7	10.1	17.5	9.9	12.6	15.6	11.2	14.6	16.0	14.3	20.5
<i>Item 11120 Subject L04</i>	<i>N</i> 2156	<i>939</i>	<i>1123</i>	<i>1420</i>	<i>181</i>	<i>402</i>	<i>553</i>	<i>767</i>	<i>433</i>	<i>1757</i>	<i>355</i>	<i>1131</i>	<i>417</i>	<i>223</i>	<i>340</i>	<i>19</i>
E01B: A chance to get more education																
1. To a very little extent	8.1	10.0	6.1	7.5	11.4	7.7	9.2	6.7	9.5	7.0	13.1	6.1	10.7	7.2	10.8	17.3
2. To a little extent	10.3	11.4	9.4	10.0	10.7	11.2	9.5	10.3	10.6	10.4	9.5	10.2	12.2	10.0	9.4	6.0
3. To some extent	34.1	37.2	32.0	34.3	27.2	34.3	34.2	33.9	33.9	33.9	35.1	33.7	36.0	29.1	36.5	39.0
4. To a great extent	29.3	27.1	32.0	31.7	23.1	30.4	30.8	27.0	30.3	30.6	24.2	32.1	23.7	32.1	25.6	21.2
5. To a very great extent	18.2	14.2	20.5	16.5	27.6	16.4	16.2	22.0	15.7	18.1	18.1	17.8	17.4	21.6	17.7	16.4
<i>Item 11130 Subject B10, L04</i>	<i>N</i> 2157	<i>938</i>	<i>1125</i>	<i>1420</i>	<i>182</i>	<i>404</i>	<i>556</i>	<i>767</i>	<i>431</i>	<i>1760</i>	<i>353</i>	<i>1131</i>	<i>417</i>	<i>223</i>	<i>341</i>	<i>19</i>
E01C: A chance to advance to a more responsible position																
1. To a very little extent	6.9	9.8	4.0	6.4	11.0	7.9	7.3	5.9	7.3	5.6	13.2	5.0	9.5	5.3	9.0	23.4
2. To a little extent	8.3	9.5	7.4	7.6	8.9	6.4	8.4	7.9	10.8	7.9	9.8	8.0	10.1	8.0	7.3	4.9
3. To some extent	32.9	34.7	32.3	33.1	26.6	33.8	32.8	31.8	34.1	33.1	31.9	33.9	33.4	26.8	34.6	34.1
4. To a great extent	33.0	29.8	35.9	34.7	29.7	37.9	35.2	29.7	31.6	34.4	27.2	33.9	30.4	37.9	31.3	9.8
5. To a very great extent	18.9	16.2	20.3	18.2	23.9	14.0	16.4	24.8	16.2	19.0	17.8	19.2	16.7	22.0	17.9	27.9
<i>Item 11140 Subject L04</i>	<i>N</i> 2154	<i>937</i>	<i>1122</i>	<i>1417</i>	<i>181</i>	<i>402</i>	<i>556</i>	<i>764</i>	<i>433</i>	<i>1755</i>	<i>355</i>	<i>1130</i>	<i>418</i>	<i>224</i>	<i>336</i>	<i>19</i>
E01D: A chance to have a personally more fulfilling job																
1. To a very little extent	9.3	11.7	6.8	8.8	11.6	8.7	9.1	8.8	11.0	8.0	14.6	7.0	14.4	7.7	10.1	23.4
2. To a little extent	12.2	12.5	11.7	11.9	12.9	13.3	9.9	11.4	15.4	11.9	13.2	11.9	11.0	13.6	14.4	8.8
3. To some extent	34.8	35.1	35.2	34.9	25.7	34.4	37.7	33.4	33.6	35.0	32.4	35.8	35.3	30.2	34.0	39.7
4. To a great extent	26.4	25.0	28.0	28.0	20.4	27.2	26.1	25.6	27.7	27.5	22.2	28.5	21.9	29.6	23.2	15.3
5. To a very great extent	17.3	15.7	18.3	16.4	29.4	16.4	17.2	20.7	12.2	17.5	17.6	16.8	17.5	18.8	18.3	12.9
<i>Item 11150 Subject C05, L04</i>	<i>N</i> 2145	<i>934</i>	<i>1118</i>	<i>1410</i>	<i>181</i>	<i>399</i>	<i>552</i>	<i>762</i>	<i>432</i>	<i>1747</i>	<i>354</i>	<i>1127</i>	<i>416</i>	<i>224</i>	<i>333</i>	<i>19</i>

DESCRIPTIVE RESULTS: 2005

185

QUESTIONNAIRE FORM 4 2005	TOTAL	SEX		RACE		REGION				COLLEGE PLANS?		ILLICIT DRUG USE: LIFETIME				
		M	F	White	Black	NE	NC	S	W	Yes	No	None	Mari- juana Only	Few Pills	More Pills	Any Her- oin
<i>N (Weighted No. of Cases):</i>	2538	1100	1268	1599	234	509	616	897	516	1947	412	1286	496	252	398	25
<i>% of Weighted Total:</i>	100.0	43.4	50.0	63.0	9.2	20.0	24.3	35.3	20.3	76.7	16.2	50.7	19.5	9.9	15.7	1.0
E01E: A chance to get their ideas heard																
1. To a very little extent	19.3	24.7	14.2	19.5	22.6	18.9	18.6	17.5	23.8	18.6	21.2	16.6	21.3	19.3	22.6	34.8
2. To a little extent	19.0	20.2	18.2	20.3	13.2	17.4	21.8	16.7	20.9	20.0	14.3	19.3	20.2	17.6	18.3	14.2
3. To some extent	34.7	32.9	37.3	35.3	24.0	36.3	36.2	34.4	31.8	34.3	37.8	36.2	31.7	33.0	36.1	33.5
4. To a great extent	16.4	13.6	18.5	15.6	20.5	18.8	13.4	17.9	15.4	16.7	15.1	18.2	15.6	18.7	10.6	9.9
5. To a very great extent	10.6	8.6	11.7	9.4	19.7	8.6	10.0	13.6	8.1	10.4	11.6	9.7	11.2	11.4	12.3	7.6
<i>Item 11160 Subject L04</i>	<i>N</i> 2133	<i>928</i>	<i>1115</i>	<i>1407</i>	<i>176</i>	<i>400</i>	<i>551</i>	<i>754</i>	<i>429</i>	<i>1742</i>	<i>349</i>	<i>1116</i>	<i>413</i>	<i>224</i>	<i>335</i>	<i>19</i>
E02: To what extent is it likely that a person in the military can get things changed and set right if treated unjustly by a superior?																
1. To a very little extent	19.8	24.0	16.0	19.8	21.4	20.6	18.5	18.7	22.7	19.7	20.0	16.4	24.0	21.9	23.9	30.3
2. To a little extent	21.7	22.8	21.7	23.1	13.8	22.2	20.7	21.4	23.3	22.7	17.6	22.1	21.5	17.9	23.0	24.2
3. To some extent	40.5	37.9	43.5	39.6	37.2	38.1	44.7	39.7	38.9	40.2	42.0	43.4	38.8	39.5	35.3	31.6
4. To a great extent	12.4	10.6	13.6	12.0	21.8	13.5	11.3	13.7	10.5	12.4	12.9	12.6	11.6	16.1	10.9	4.1
5. To a very great extent	5.5	4.8	5.2	5.6	5.7	5.6	4.9	6.5	4.5	4.9	7.5	5.5	4.2	4.6	6.8	9.9
<i>Item 11170 Subject L04</i>	<i>N</i> 2136	<i>931</i>	<i>1109</i>	<i>1407</i>	<i>177</i>	<i>393</i>	<i>553</i>	<i>758</i>	<i>432</i>	<i>1738</i>	<i>354</i>	<i>1117</i>	<i>410</i>	<i>224</i>	<i>340</i>	<i>19</i>
E03: To what extent do you think there is any discrimination against women who are in the armed services?																
1. To a very little extent	14.4	19.2	10.1	13.8	20.5	12.3	13.0	15.7	15.5	12.7	22.5	13.8	15.8	14.4	14.1	20.1
2. To a little extent	19.2	21.2	18.0	21.3	14.5	23.1	18.6	18.9	17.1	19.1	18.1	19.4	18.1	20.0	19.5	21.9
3. To some extent	38.8	39.0	39.4	38.3	35.7	37.6	40.0	39.1	37.8	39.3	37.3	38.9	38.9	35.6	40.9	24.1
4. To a great extent	17.3	13.3	21.0	17.5	17.0	16.6	19.9	15.4	17.7	18.8	10.9	19.2	14.1	16.8	15.9	15.5
5. To a very great extent	10.4	7.2	11.6	9.0	12.2	10.4	8.4	10.9	11.9	10.0	11.2	8.7	13.1	13.3	9.6	18.4
<i>Item 11180 Subject D06, L04</i>	<i>N</i> 2133	<i>931</i>	<i>1109</i>	<i>1403</i>	<i>176</i>	<i>393</i>	<i>550</i>	<i>756</i>	<i>434</i>	<i>1735</i>	<i>355</i>	<i>1118</i>	<i>413</i>	<i>223</i>	<i>335</i>	<i>19</i>
E04: To what extent do you think there is any discrimination against African American people who are in the armed services?																
1. To a very little extent	26.2	33.3	20.3	28.6	20.5	25.1	27.1	27.1	24.5	25.3	30.0	26.2	27.8	24.8	25.1	26.7
2. To a little extent	23.3	23.5	24.1	24.8	18.4	26.8	22.3	22.5	22.9	24.2	18.8	24.5	21.0	29.4	19.7	9.4
3. To some extent	34.7	28.8	39.9	33.0	38.5	35.2	32.9	34.4	37.0	34.8	34.8	34.8	34.6	28.5	39.1	39.1
4. To a great extent	9.5	8.7	9.6	8.5	11.3	9.9	10.4	9.0	8.9	9.6	9.4	9.3	9.3	8.3	10.2	8.5
5. To a very great extent	6.3	5.6	6.1	5.1	11.3	3.0	7.3	7.0	6.7	6.1	7.0	5.2	7.3	9.0	5.8	16.4
<i>Item 11190 Subject L04, N02</i>	<i>N</i> 2128	<i>926</i>	<i>1107</i>	<i>1401</i>	<i>174</i>	<i>389</i>	<i>551</i>	<i>758</i>	<i>431</i>	<i>1735</i>	<i>351</i>	<i>1117</i>	<i>410</i>	<i>222</i>	<i>335</i>	<i>19</i>
E05: If YOU felt that it was necessary for the U.S. to fight in some future war, how likely is it that you would volunteer for military service in that war?																
1. I'm sure that I would volunteer	13.0	17.2	8.3	11.9	13.8	11.7	10.9	15.1	13.1	11.4	21.5	13.4	14.5	9.4	10.0	20.3
2. I would very likely volunteer	3.3	5.1	1.6	3.7	2.2	2.7	4.7	2.7	3.1	3.2	3.8	3.0	1.8	4.4	4.2	8.7
3. I would probably volunteer	8.9	12.4	5.9	10.2	3.1	8.8	9.4	8.0	10.2	8.6	9.3	7.3	9.1	11.2	12.8	9.9
4. I would probably NOT volunteer	15.2	17.7	13.4	17.0	7.6	12.3	18.1	15.6	13.7	16.5	10.1	16.0	12.6	19.6	14.7	-
5. I would very likely NOT volunteer	11.9	13.5	11.1	14.1	7.3	13.2	13.1	11.4	10.0	12.5	9.2	12.7	14.6	8.3	9.9	-
6. I would definitely NOT volunteer	27.9	18.6	36.7	26.5	42.3	30.7	28.0	28.1	24.7	28.9	23.5	29.2	26.4	28.5	26.3	24.0
7. In my opinion, there is no such thing as a "necessary" war	19.8	15.5	22.9	16.6	23.8	20.7	15.9	19.1	25.3	18.9	22.6	18.4	21.1	18.7	22.2	37.1
<i>Item 11220 Subject L03</i>	<i>N</i> 2168	<i>937</i>	<i>1136</i>	<i>1432</i>	<i>180</i>	<i>398</i>	<i>563</i>	<i>770</i>	<i>437</i>	<i>1755</i>	<i>363</i>	<i>1147</i>	<i>409</i>	<i>221</i>	<i>340</i>	<i>22</i>
E06: How do you think your CLOSE FRIENDS feel (or would feel) about YOU doing each of the following things?																
E06A: Smoking one or more packs of cigarettes per day																
1. Not disapprove	18.9	23.0	14.3	19.5	21.1	16.9	21.7	21.9	11.8	15.6	34.8	11.8	19.7	25.9	34.4	37.2
2. Disapprove	30.9	32.5	29.0	31.7	28.1	34.2	27.8	30.0	33.5	30.2	33.3	27.2	31.7	31.3	41.0	45.3
3. Strongly disapprove	50.2	44.4	56.7	48.8	50.8	48.9	50.5	48.1	54.7	54.2	31.9	61.0	48.6	42.8	24.6	17.6
<i>Item 11470 Subject A12b</i>	<i>N</i> 2201	<i>948</i>	<i>1155</i>	<i>1457</i>	<i>184</i>	<i>409</i>	<i>562</i>	<i>791</i>	<i>439</i>	<i>1777</i>	<i>369</i>	<i>1157</i>	<i>416</i>	<i>224</i>	<i>352</i>	<i>23</i>

QUESTIONNAIRE FORM 4 2005	TOTAL	SEX		RACE		REGION				COLLEGE PLANS?		ILLCIT DRUG USE: LIFETIME				
		M	F	White	Black	NE	NC	S	W	Yes	No	None	Mari- juana Only	Few Pills	More Pills	Any Her- oin
<i>N (Weighted No. of Cases):</i>	2538	1100	1268	1599	234	509	616	897	516	1947	412	1286	496	252	398	25
<i>% of Weighted Total:</i>	100.0	43.4	50.0	63.0	9.2	20.0	24.3	35.3	20.3	76.7	16.2	50.7	19.5	9.9	15.7	1.0
E06B: Trying marijuana (pot, weed) once or twice																
1. Not disapprove	39.1	44.5	34.1	42.4	34.8	46.7	40.4	34.1	39.3	37.9	46.7	19.2	59.7	53.5	70.2	62.9
2. Disapprove	25.1	25.0	24.7	24.8	25.8	27.5	21.5	26.2	25.5	25.2	23.3	27.0	23.9	26.1	19.0	19.0
3. Strongly disapprove	35.8	30.6	41.3	32.9	39.4	25.8	38.1	39.6	35.2	36.9	30.0	53.8	16.4	20.4	10.8	18.1
<i>Item 11480 Subject A12b</i>	<i>N 2197</i>	<i>946</i>	<i>1154</i>	<i>1455</i>	<i>183</i>	<i>406</i>	<i>561</i>	<i>790</i>	<i>439</i>	<i>1774</i>	<i>369</i>	<i>1156</i>	<i>414</i>	<i>224</i>	<i>352</i>	<i>23</i>
E06C: Smoking marijuana occasionally																
1. Not disapprove	32.4	38.5	26.6	34.1	33.0	39.6	34.1	29.4	28.8	30.4	41.7	14.0	48.6	44.3	65.1	52.8
2. Disapprove	24.4	24.8	23.8	24.5	25.2	26.6	18.9	26.2	26.4	24.3	25.6	24.1	27.4	25.8	20.1	21.4
3. Strongly disapprove	43.2	36.7	49.6	41.5	41.8	33.8	47.0	44.4	44.8	45.3	32.6	61.9	24.0	29.8	14.8	25.7
<i>Item 11490 Subject A12b</i>	<i>N 2199</i>	<i>947</i>	<i>1153</i>	<i>1456</i>	<i>183</i>	<i>408</i>	<i>562</i>	<i>790</i>	<i>439</i>	<i>1775</i>	<i>369</i>	<i>1156</i>	<i>415</i>	<i>224</i>	<i>352</i>	<i>23</i>
E06D: Smoking marijuana regularly																
1. Not disapprove	20.5	26.9	14.7	20.8	25.4	21.5	22.2	21.3	15.8	17.2	35.8	8.9	27.5	27.7	43.1	48.7
2. Disapprove	24.1	25.3	22.0	24.4	22.5	31.7	19.2	22.7	25.6	24.4	21.4	19.6	30.2	25.1	29.4	29.8
3. Strongly disapprove	55.5	47.8	63.3	54.9	52.2	46.8	58.6	56.0	58.6	58.4	42.9	71.5	42.3	47.2	27.4	21.5
<i>Item 11500 Subject A12b</i>	<i>N 2193</i>	<i>942</i>	<i>1153</i>	<i>1453</i>	<i>181</i>	<i>407</i>	<i>560</i>	<i>788</i>	<i>438</i>	<i>1770</i>	<i>368</i>	<i>1151</i>	<i>415</i>	<i>224</i>	<i>352</i>	<i>23</i>
E06E: Trying LSD once or twice																
1. Not disapprove	11.6	14.5	8.4	10.6	13.4	10.7	12.5	11.8	10.9	10.0	18.2	7.9	8.2	8.5	25.4	41.8
2. Disapprove	20.9	24.2	17.9	22.2	12.5	23.0	18.0	21.1	22.1	20.1	23.4	18.0	20.0	25.1	27.7	37.0
3. Strongly disapprove	67.6	61.3	73.7	67.2	74.1	66.3	69.5	67.1	67.0	69.9	58.4	74.1	71.8	66.4	46.9	21.2
<i>Item 11510 Subject A12b</i>	<i>N 2196</i>	<i>945</i>	<i>1153</i>	<i>1455</i>	<i>183</i>	<i>407</i>	<i>560</i>	<i>790</i>	<i>438</i>	<i>1772</i>	<i>369</i>	<i>1153</i>	<i>415</i>	<i>224</i>	<i>352</i>	<i>23</i>
E06F: Trying an amphetamine (upper, pep pill, bennie, speed) once or twice																
1. Not disapprove	13.9	16.5	11.2	14.1	11.8	12.2	16.3	14.2	11.8	12.4	20.6	8.1	9.8	13.3	34.8	35.2
2. Disapprove	22.4	24.9	20.1	23.3	13.8	26.0	19.4	22.0	23.8	21.6	25.9	19.3	20.5	30.4	29.2	35.9
3. Strongly disapprove	63.7	58.6	68.7	62.6	74.4	61.8	64.4	63.8	64.4	66.0	53.5	72.6	69.7	56.2	36.0	28.9
<i>Item 11520 Subject A12b</i>	<i>N 2194</i>	<i>945</i>	<i>1150</i>	<i>1453</i>	<i>183</i>	<i>405</i>	<i>560</i>	<i>790</i>	<i>438</i>	<i>1770</i>	<i>369</i>	<i>1152</i>	<i>415</i>	<i>224</i>	<i>351</i>	<i>23</i>
E06G: Trying cocaine once or twice																
1. Not disapprove	11.0	12.8	8.4	9.5	13.3	9.9	11.1	11.4	11.1	9.6	18.3	6.9	7.6	9.1	26.8	28.7
2. Disapprove	19.6	22.5	17.1	20.7	11.3	20.0	19.4	19.3	20.1	18.3	23.9	16.9	16.7	22.4	27.8	46.9
3. Strongly disapprove	69.4	64.6	74.4	69.8	75.4	70.1	69.5	69.4	68.7	72.1	57.8	76.2	75.7	68.4	45.4	24.3
<i>Item 11525 Subject A12b</i>	<i>N 2189</i>	<i>942</i>	<i>1149</i>	<i>1449</i>	<i>183</i>	<i>402</i>	<i>559</i>	<i>790</i>	<i>437</i>	<i>1767</i>	<i>367</i>	<i>1151</i>	<i>413</i>	<i>224</i>	<i>350</i>	<i>22</i>
E06H: Taking cocaine occasionally																
1. Not disapprove	7.7	9.2	5.7	6.2	12.1	6.2	7.9	9.1	6.3	6.1	14.9	5.9	5.5	5.0	14.9	26.5
2. Disapprove	18.4	21.4	15.3	17.9	13.5	20.2	16.0	17.9	20.7	17.0	23.9	15.4	16.0	19.6	28.4	38.2
3. Strongly disapprove	73.9	69.4	79.0	75.8	74.4	73.6	76.1	73.0	73.0	76.9	61.1	78.8	78.5	75.4	56.7	35.3
<i>Item 11526 Subject A12b</i>	<i>N 2185</i>	<i>944</i>	<i>1143</i>	<i>1449</i>	<i>181</i>	<i>402</i>	<i>559</i>	<i>790</i>	<i>434</i>	<i>1763</i>	<i>368</i>	<i>1149</i>	<i>412</i>	<i>223</i>	<i>351</i>	<i>22</i>
E06I: Taking one or two drinks nearly every day																
1. Not disapprove	26.0	36.0	17.5	27.2	30.1	24.2	29.5	27.7	20.3	23.6	37.1	17.3	29.1	35.2	42.8	60.9
2. Disapprove	30.7	31.4	30.3	31.7	23.0	34.4	27.9	30.8	30.5	31.0	29.8	28.0	32.2	32.8	35.7	31.6
3. Strongly disapprove	43.3	32.7	52.1	41.2	46.9	41.3	42.6	41.5	49.2	45.4	33.1	54.7	38.7	32.0	21.5	7.5
<i>Item 11530 Subject A12b</i>	<i>N 2184</i>	<i>940</i>	<i>1146</i>	<i>1446</i>	<i>181</i>	<i>404</i>	<i>559</i>	<i>785</i>	<i>435</i>	<i>1764</i>	<i>367</i>	<i>1151</i>	<i>414</i>	<i>224</i>	<i>347</i>	<i>22</i>
E06J: Taking four or five drinks nearly every day																
1. Not disapprove	17.3	24.3	10.9	17.4	23.2	16.3	20.1	18.6	12.3	15.0	28.9	10.5	20.6	25.6	27.8	37.3
2. Disapprove	24.3	28.2	21.3	25.6	21.1	25.5	21.5	25.9	23.8	23.5	26.7	21.4	24.7	27.6	28.2	56.3
3. Strongly disapprove	58.4	47.5	67.9	57.1	55.8	58.2	58.4	55.5	63.9	61.5	44.5	68.1	54.7	46.8	44.0	6.5
<i>Item 11540 Subject A12b</i>	<i>N 2185</i>	<i>941</i>	<i>1147</i>	<i>1446</i>	<i>182</i>	<i>403</i>	<i>560</i>	<i>788</i>	<i>434</i>	<i>1766</i>	<i>366</i>	<i>1149</i>	<i>415</i>	<i>224</i>	<i>349</i>	<i>22</i>
E06K: Having five or more drinks once or twice each weekend																
1. Not disapprove	40.1	47.1	33.5	44.6	33.9	44.3	42.5	38.6	35.7	39.0	46.6	24.5	49.2	56.8	68.1	69.3
2. Disapprove	23.3	23.9	23.0	22.3	18.7	24.5	21.5	23.0	24.8	22.7	25.8	24.7	23.1	21.5	18.9	19.7
3. Strongly disapprove	36.7	28.9	43.5	33.1	47.4	31.2	35.9	38.4	39.5	38.3	27.5	50.8	27.7	21.6	13.0	10.9
<i>Item 11550 Subject A12b</i>	<i>N 2183</i>	<i>937</i>	<i>1149</i>	<i>1445</i>	<i>182</i>	<i>403</i>	<i>558</i>	<i>787</i>	<i>435</i>	<i>1765</i>	<i>365</i>	<i>1149</i>	<i>413</i>	<i>223</i>	<i>351</i>	<i>22</i>

DESCRIPTIVE RESULTS: 2005

187

QUESTIONNAIRE FORM 4 2005	TOTAL	SEX		RACE		REGION				COLLEGE PLANS?		ILLICIT DRUG USE: LIFETIME				
		M	F	White	Black	NE	NC	S	W	Yes	No	None	Mari- juana Only	Few Pills	More Pills	Any Her- oin
<i>N (Weighted No. of Cases):</i>	2538	1100	1268	1599	234	509	616	897	516	1947	412	1286	496	252	398	25
<i>% of Weighted Total:</i>	100.0	43.4	50.0	63.0	9.2	20.0	24.3	35.3	20.3	76.7	16.2	50.7	19.5	9.9	15.7	1.0
E06L: Driving a car after having 1-2 drinks																
1. Not disapprove	18.0	24.3	11.9	18.1	19.4	18.4	18.3	20.1	13.5	16.7	24.7	8.9	25.3	23.9	33.6	36.6
2. Disapprove	27.3	29.6	25.1	27.7	22.0	26.7	27.0	26.3	29.8	26.7	27.8	24.4	25.0	32.7	35.7	27.5
3. Strongly disapprove	54.7	46.0	63.0	54.2	58.6	54.9	54.7	53.6	56.6	56.6	47.4	66.7	49.7	43.4	30.8	35.9
<i>Item 11551 Subject A12b</i>	<i>N</i> 2185	942	1150	1446	183	401	560	787	437	1764	368	1152	410	224	351	22
E06M: Driving a car after having 5 or more drinks																
1. Not disapprove	7.4	9.4	4.9	5.7	13.6	8.2	6.9	8.9	4.5	5.8	14.8	5.4	9.2	8.5	9.1	12.6
2. Disapprove	15.3	19.8	10.8	14.6	13.8	15.7	14.4	17.2	12.8	14.0	19.8	12.1	16.7	18.8	20.8	23.9
3. Strongly disapprove	77.3	70.8	84.3	79.7	72.6	76.1	78.8	73.9	82.8	80.2	65.4	82.6	74.2	72.7	70.2	63.5
<i>Item 11552 Subject A12b</i>	<i>N</i> 2183	941	1150	1445	183	401	560	786	436	1764	367	1153	408	224	350	22
E07: These days, how many people in the following groups would you guess use illicit drugs (like marijuana, cocaine, etc.) occasionally or regularly?																
E07A: Professional athletes																
1. 0% to 10%	14.6	13.8	15.2	13.1	16.5	12.7	12.8	15.9	16.2	13.5	20.0	15.8	15.1	12.6	10.5	27.4
2. 11% to 30%	23.3	25.8	21.5	24.9	18.8	24.0	24.0	22.2	23.9	24.4	17.8	23.7	23.1	21.0	23.3	23.1
3. 31% to 50%	21.9	22.8	21.5	23.0	16.2	22.3	22.2	22.4	20.0	22.9	18.4	21.1	20.9	23.0	25.7	13.3
4. 51% to 70%	15.5	15.2	15.9	16.2	16.1	14.7	16.2	13.9	18.1	15.7	14.3	12.8	16.2	21.1	20.1	15.2
5. 71% to 90%	7.1	7.4	7.1	7.8	8.9	9.4	8.9	6.5	4.0	7.5	6.4	6.2	8.8	9.5	7.7	-
6. 91% to 100%	2.9	3.0	2.5	2.9	2.6	2.1	2.9	3.3	2.8	2.4	4.5	2.1	2.9	2.8	5.2	3.2
8. Have no idea	14.7	12.0	16.3	12.3	21.0	14.8	12.9	15.8	15.1	13.6	18.6	18.3	13.0	10.1	7.5	17.7
<i>Item 22380 Subject A17a</i>	<i>N</i> 2170	934	1143	1435	182	397	559	779	435	1754	363	1147	409	223	345	21
E07B: Rock music performers																
1. 0% to 10%	3.8	3.7	3.2	2.6	8.7	3.4	3.3	5.9	1.0	2.9	7.6	4.2	3.2	0.9	2.4	6.0
2. 11% to 30%	4.9	5.0	4.6	4.3	3.6	2.7	4.4	5.5	6.2	4.7	6.2	5.7	4.9	5.9	1.7	-
3. 31% to 50%	13.9	14.0	14.3	13.9	14.2	14.1	13.5	15.5	11.7	14.4	12.2	17.8	8.3	9.6	10.3	24.9
4. 51% to 70%	22.9	22.8	23.5	23.9	17.8	21.8	24.1	21.7	24.7	23.7	18.1	23.1	22.8	24.2	22.0	16.8
5. 71% to 90%	28.8	32.0	27.0	31.9	17.5	31.4	31.6	23.4	32.7	29.6	27.5	24.2	34.8	32.6	37.0	22.5
6. 91% to 100%	14.6	13.6	15.3	14.1	19.8	15.6	14.5	15.5	12.3	14.6	14.0	10.6	17.0	20.1	21.6	14.6
8. Have no idea	11.0	8.9	12.1	9.2	18.4	11.0	8.7	12.5	11.5	10.0	14.4	14.3	8.9	6.6	5.1	15.2
<i>Item 22390 Subject A17a</i>	<i>N</i> 2171	932	1142	1437	181	397	558	780	435	1756	362	1146	409	223	344	22
E07C: Actors and actresses																
1. 0% to 10%	7.9	8.5	7.0	6.6	11.2	6.8	6.2	10.2	7.1	7.0	11.8	9.3	6.4	4.6	5.3	6.0
2. 11% to 30%	16.2	19.1	14.4	16.5	14.6	14.7	16.6	17.2	15.2	16.5	15.1	18.4	14.8	16.9	10.9	9.5
3. 31% to 50%	23.3	23.0	23.9	24.6	22.7	22.3	27.2	20.9	23.7	24.6	19.6	24.6	21.4	23.4	21.6	19.3
4. 51% to 70%	18.5	17.0	20.1	19.1	17.2	19.8	17.6	17.9	19.6	18.3	17.9	16.6	23.2	15.6	22.3	15.4
5. 71% to 90%	14.2	14.0	14.7	15.3	7.0	15.5	14.3	12.7	15.3	15.0	11.4	9.9	15.2	20.3	23.4	23.5
6. 91% to 100%	5.6	6.1	4.6	5.7	4.7	7.2	5.8	5.4	4.3	5.4	5.5	2.7	7.5	9.7	9.8	8.8
8. Have no idea	14.3	12.2	15.4	12.2	22.7	13.7	12.3	15.7	14.7	13.1	18.7	18.6	11.3	9.5	6.6	17.4
<i>Item 22400 Subject A17a</i>	<i>N</i> 2170	932	1142	1437	181	399	558	779	434	1757	361	1143	411	223	345	22
E08: How many people in the following groups would you guess strongly disapprove of such illicit drug use?																
E08A: Professional athletes																
1. 0% to 10%	13.7	11.9	14.7	12.9	13.5	13.9	12.5	15.4	12.2	12.7	18.8	12.9	13.9	13.9	14.9	24.7
2. 11% to 30%	21.4	21.7	20.9	22.9	16.2	22.4	23.3	20.0	20.5	22.8	15.4	19.3	25.6	18.1	26.6	9.6
3. 31% to 50%	15.1	14.8	15.8	16.5	15.8	14.5	16.4	15.1	14.0	15.8	12.4	14.4	13.9	17.5	17.3	11.2
4. 51% to 70%	13.2	15.3	12.0	14.2	12.1	14.1	12.6	13.1	13.2	13.6	11.1	13.6	11.6	15.8	12.3	13.2
5. 71% to 90%	11.0	12.0	10.4	11.4	8.7	12.5	10.9	10.3	11.1	11.4	9.5	11.7	11.0	11.4	9.3	3.6
6. 91% to 100%	6.4	7.1	5.5	5.3	6.1	3.8	6.3	6.3	8.8	6.1	6.5	5.9	7.9	6.0	4.7	22.0
8. Have no idea	19.2	17.3	20.7	16.9	27.6	18.9	18.0	19.8	20.1	17.7	26.3	22.2	16.1	17.4	14.9	15.8
<i>Item 22420 Subject A17b</i>	<i>N</i> 2157	926	1137	1430	177	393	553	778	433	1741	364	1141	407	222	341	22

QUESTIONNAIRE FORM 4 2005	TOTAL	SEX		RACE		REGION				COLLEGE PLANS?		ILLICIT DRUG USE: LIFETIME				
		M	F	White	Black	NE	NC	S	W	Yes	No	None	Mari- juana Only	Few Pills	More Pills	Any Her- oin
<i>N (Weighted No. of Cases):</i>	2538	1100	1268	1599	234	509	616	897	516	1947	412	1286	496	252	398	25
<i>% of Weighted Total:</i>	100.0	43.4	50.0	63.0	9.2	20.0	24.3	35.3	20.3	76.7	16.2	50.7	19.5	9.9	15.7	1.0
E08B: Rock music performers																
1. 0% to 10%	26.6	28.4	24.8	27.1	20.0	27.1	28.0	27.6	22.6	27.3	24.7	22.2	32.8	26.7	32.7	31.6
2. 11% to 30%	26.6	25.4	27.8	30.1	20.5	27.8	28.6	25.1	25.8	27.9	20.3	25.3	27.1	26.2	30.7	23.5
3. 31% to 50%	14.3	12.2	16.4	14.8	16.7	15.1	15.0	13.4	14.5	14.7	12.8	14.5	12.0	17.1	16.0	5.5
4. 51% to 70%	8.6	9.9	7.3	7.6	7.5	9.4	6.8	8.5	10.3	8.6	8.5	10.6	6.8	6.4	4.8	19.4
5. 71% to 90%	3.6	5.0	2.5	3.3	5.4	1.8	4.2	4.6	2.8	3.2	5.6	3.9	3.6	6.1	0.8	7.4
6. 91% to 100%	2.3	2.9	1.8	1.9	3.8	2.4	1.7	2.2	3.3	2.0	3.2	2.0	2.4	3.8	2.0	-
8. Have no idea	17.9	16.1	19.4	15.3	26.2	16.3	15.7	18.7	20.8	16.3	24.9	21.3	15.4	13.7	13.0	12.6
<i>Item 22430 Subject A17b</i>	<i>N 2146</i>	<i>922</i>	<i>1130</i>	<i>1422</i>	<i>176</i>	<i>393</i>	<i>550</i>	<i>770</i>	<i>432</i>	<i>1732</i>	<i>363</i>	<i>1134</i>	<i>406</i>	<i>222</i>	<i>339</i>	<i>22</i>
E08C: Actors and actresses																
1. 0% to 10%	14.1	13.8	13.7	13.6	12.7	15.4	14.3	15.6	9.8	13.5	16.5	12.1	16.8	16.7	14.3	20.0
2. 11% to 30%	21.9	21.2	22.5	23.8	17.9	22.5	22.9	20.5	22.4	22.7	17.5	19.0	24.7	21.7	27.8	24.3
3. 31% to 50%	20.3	18.7	21.8	21.6	18.0	20.3	23.7	19.3	17.8	21.4	17.0	19.0	18.5	21.8	25.4	21.8
4. 51% to 70%	11.6	12.2	11.2	12.3	8.0	11.4	11.0	11.6	12.3	12.0	9.9	12.7	10.1	12.5	9.8	7.5
5. 71% to 90%	8.1	9.2	7.3	7.7	6.7	9.0	6.6	7.9	9.3	8.0	8.2	8.4	9.9	9.0	4.8	3.6
6. 91% to 100%	4.3	6.1	2.8	3.5	7.5	3.0	2.6	4.6	6.8	4.3	4.0	5.4	3.1	3.7	2.3	-
8. Have no idea	19.9	18.8	20.9	17.5	29.2	18.4	18.9	20.4	21.5	18.1	26.9	23.3	17.0	14.5	15.6	22.8
<i>Item 22440 Subject A17b</i>	<i>N 2147</i>	<i>922</i>	<i>1131</i>	<i>1422</i>	<i>176</i>	<i>392</i>	<i>550</i>	<i>772</i>	<i>433</i>	<i>1734</i>	<i>363</i>	<i>1135</i>	<i>406</i>	<i>222</i>	<i>338</i>	<i>22</i>
E08D: People your age (in general)																
1. 0% to 10%	15.7	14.0	16.5	14.7	16.8	18.7	14.0	17.2	12.1	14.7	19.2	12.6	17.7	15.2	22.9	14.2
2. 11% to 30%	20.9	23.1	18.7	22.3	12.8	24.2	19.7	17.2	26.4	21.5	18.8	17.3	23.3	23.8	28.6	21.0
3. 31% to 50%	21.7	18.7	24.9	24.4	16.9	20.4	23.5	19.9	23.7	22.7	18.6	22.0	20.3	23.8	21.5	18.6
4. 51% to 70%	15.6	15.6	16.0	17.0	9.7	16.0	17.3	16.3	11.9	17.2	9.0	16.5	17.2	14.5	12.3	15.0
5. 71% to 90%	8.0	9.9	6.6	7.3	9.1	5.0	9.2	8.8	7.5	7.8	8.7	9.8	6.2	9.0	3.4	8.0
6. 91% to 100%	3.6	4.2	3.1	2.4	9.5	3.3	4.0	3.5	3.7	3.5	3.4	3.9	3.8	2.9	1.2	14.2
8. Have no idea	14.5	14.5	14.2	11.8	25.3	12.3	12.2	17.1	14.8	12.7	22.3	17.9	11.5	10.8	10.0	9.0
<i>Item 22450 Subject A12b, A17b</i>	<i>N 2144</i>	<i>917</i>	<i>1133</i>	<i>1422</i>	<i>175</i>	<i>391</i>	<i>550</i>	<i>772</i>	<i>430</i>	<i>1734</i>	<i>362</i>	<i>1132</i>	<i>405</i>	<i>222</i>	<i>339</i>	<i>22</i>
E09: The next questions ask about anti-drug commercials or "spots" that are intended to discourage drug use. In recent months, about how often have you seen such anti-drug commercials on TV, or heard them on the radio?																
1. Not at all	12.6	15.8	8.8	9.8	19.0	8.2	10.1	17.9	10.3	9.3	27.2	14.4	13.9	5.3	7.1	23.8
2. Less than once a month	7.2	7.0	7.5	7.0	6.8	6.2	4.1	8.5	9.9	7.1	6.7	7.2	7.9	6.3	7.5	-
3. 1-3 times per month	21.9	21.1	23.0	23.1	14.9	24.8	21.8	19.5	23.6	22.9	16.9	20.9	24.9	24.0	20.8	3.1
4. 1-3 times per week	26.9	27.9	25.6	29.2	21.6	28.9	31.0	22.9	26.8	28.5	19.4	25.4	24.5	28.2	33.6	44.6
5. Daily or almost daily	23.0	20.2	25.7	23.0	22.6	24.3	23.4	22.6	22.0	24.1	19.1	22.8	20.2	27.3	25.7	13.2
6. More than once a day	8.4	8.0	9.3	7.9	15.2	7.6	9.6	8.6	7.3	8.1	10.7	9.3	8.6	8.8	5.3	15.4
<i>Item 22460 Subject A10b</i>	<i>N 2123</i>	<i>917</i>	<i>1118</i>	<i>1415</i>	<i>169</i>	<i>384</i>	<i>546</i>	<i>766</i>	<i>428</i>	<i>1721</i>	<i>352</i>	<i>1124</i>	<i>398</i>	<i>218</i>	<i>339</i>	<i>22</i>
E10: To what extent do you think such commercials have . . .																
E10A: . . . made people your age less favorable toward drugs																
1. Not at all	33.4	38.5	29.3	34.8	33.3	33.7	31.5	36.4	30.5	31.0	44.3	28.9	35.7	34.0	43.2	48.0
2. To a little extent	31.3	28.6	33.6	34.3	24.9	37.4	34.9	27.4	28.1	32.5	27.6	29.3	30.8	38.1	36.1	12.8
3. To some extent	28.3	27.1	29.7	26.3	27.5	23.3	27.2	28.8	33.3	29.5	22.4	33.3	27.3	24.1	16.6	27.0
4. To a great extent	4.7	4.0	5.0	3.3	8.3	3.7	4.5	4.7	5.8	4.8	4.1	5.8	4.3	2.6	2.5	12.3
5. To a very great extent	2.3	1.8	2.5	1.4	6.0	1.9	1.9	2.7	2.3	2.2	1.6	2.7	1.9	1.1	1.7	-
<i>Item 22470 Subject A10b</i>	<i>N 2135</i>	<i>913</i>	<i>1128</i>	<i>1419</i>	<i>174</i>	<i>387</i>	<i>550</i>	<i>770</i>	<i>428</i>	<i>1725</i>	<i>358</i>	<i>1127</i>	<i>400</i>	<i>221</i>	<i>339</i>	<i>22</i>
E10B: . . . made you less favorable toward drugs																
1. Not at all	36.6	42.6	31.4	39.0	33.5	36.4	37.8	38.1	32.8	34.5	46.4	28.5	39.6	36.9	57.8	57.9
2. To a little extent	21.7	20.4	22.7	22.9	15.6	24.6	21.9	20.9	20.3	22.2	20.4	20.9	22.3	26.2	21.9	2.9
3. To some extent	22.3	21.6	23.1	21.4	23.7	19.8	24.5	22.2	22.2	23.3	18.3	25.1	23.4	21.2	14.3	12.7
4. To a great extent	9.5	8.4	10.6	9.2	12.5	10.1	8.7	8.5	11.6	9.7	8.3	10.9	9.6	11.3	2.7	18.5
5. To a very great extent	9.9	7.1	12.2	7.6	14.7	9.1	7.2	10.3	13.1	10.2	6.6	14.6	5.2	4.3	3.3	8.0
<i>Item 22480 Subject A10b</i>	<i>N 2120</i>	<i>911</i>	<i>1117</i>	<i>1412</i>	<i>171</i>	<i>386</i>	<i>546</i>	<i>763</i>	<i>426</i>	<i>1717</i>	<i>353</i>	<i>1117</i>	<i>396</i>	<i>220</i>	<i>340</i>	<i>22</i>

DESCRIPTIVE RESULTS: 2005

189

QUESTIONNAIRE FORM 4 2005	TOTAL	SEX		RACE		REGION				COLLEGE PLANS?		ILLICIT DRUG USE: LIFETIME				
		M	F	White	Black	NE	NC	S	W	Yes	No	None	Mari- juana Only	Few Pills	More Pills	Any Her- oin
<i>N (Weighted No. of Cases):</i>	2538	1100	1268	1599	234	509	616	897	516	1947	412	1286	496	252	398	25
<i>% of Weighted Total:</i>	100.0	43.4	50.0	63.0	9.2	20.0	24.3	35.3	20.3	76.7	16.2	50.7	19.5	9.9	15.7	1.0
E10C: . . . made you less likely to use drugs																
1. Not at all	39.2	42.9	35.1	42.1	32.0	38.4	43.1	38.8	35.6	37.5	47.2	30.1	41.1	39.0	66.2	48.9
2. To a little extent	20.2	21.5	19.8	21.4	11.9	22.3	21.6	19.4	18.0	20.7	18.2	18.8	23.3	26.3	17.1	16.3
3. To some extent	20.9	18.4	23.1	20.0	19.3	23.2	18.0	21.5	21.8	21.4	20.0	24.3	21.2	20.1	11.9	10.0
4. To a great extent	8.6	8.2	9.4	8.5	14.6	5.5	10.9	7.3	10.9	8.9	7.8	10.6	7.4	8.2	3.0	23.0
5. To a very great extent	11.0	9.0	12.6	8.1	22.2	10.7	6.4	13.0	13.8	11.6	6.9	16.3	7.0	6.4	1.8	1.8
<i>Item 22490 Subject A10b</i>	<i>N 2118</i>	<i>909</i>	<i>1117</i>	<i>1411</i>	<i>170</i>	<i>385</i>	<i>546</i>	<i>762</i>	<i>425</i>	<i>1716</i>	<i>352</i>	<i>1115</i>	<i>398</i>	<i>220</i>	<i>339</i>	<i>22</i>
E10D: . . . overstated the dangers or risks of drug use																
1. Not at all	36.2	34.5	37.6	38.3	34.7	34.6	39.9	38.3	29.1	34.8	42.8	40.6	29.7	34.8	29.5	26.8
2. To a little extent	19.5	19.8	19.3	21.4	10.8	22.3	18.7	19.6	17.8	20.1	18.0	18.2	21.9	22.1	20.3	12.8
3. To some extent	24.7	25.0	24.8	23.2	25.6	23.9	20.6	25.2	29.9	24.7	23.5	24.7	24.9	24.5	24.8	22.2
4. To a great extent	10.7	11.7	9.9	10.2	10.7	10.7	14.2	8.3	10.5	11.2	9.1	8.4	14.7	10.4	13.8	17.1
5. To a very great extent	9.0	9.0	8.5	6.9	18.1	8.5	6.7	8.7	12.7	9.2	6.6	8.1	8.8	8.2	11.5	21.1
<i>Item 22500 Subject A10b</i>	<i>N 2114</i>	<i>902</i>	<i>1119</i>	<i>1408</i>	<i>170</i>	<i>386</i>	<i>547</i>	<i>755</i>	<i>425</i>	<i>1711</i>	<i>353</i>	<i>1113</i>	<i>397</i>	<i>219</i>	<i>339</i>	<i>21</i>
E11: In recent months, about how often have you seen anti-drug ads on billboards or in magazines or newspapers																
1. Not at all	15.9	19.1	13.3	14.4	21.8	13.6	12.5	20.9	13.5	13.1	29.1	16.1	15.9	13.8	14.1	27.3
2. Less than once a month	22.0	22.5	21.0	22.5	14.0	22.5	19.0	21.6	25.9	23.0	18.8	23.6	22.3	15.8	22.1	5.4
3. 1-3 times per month	31.5	30.9	33.3	34.7	23.0	33.8	36.0	27.6	30.8	32.8	25.0	31.1	29.0	33.1	37.1	27.2
4. 1-3 times per week	18.7	18.9	18.7	18.6	18.0	20.5	19.9	17.8	17.1	19.6	14.4	17.1	21.5	23.4	16.5	30.1
5. Daily or almost daily	9.1	6.1	11.0	8.2	12.7	8.3	10.9	7.8	10.2	8.8	10.3	9.4	7.7	10.7	8.5	10.1
6. More than once a day	2.7	2.5	2.7	1.6	10.5	1.3	1.7	4.3	2.4	2.6	2.4	2.7	3.5	3.2	1.6	-
<i>Item 30890 Subject A10b</i>	<i>N 2139</i>	<i>916</i>	<i>1128</i>	<i>1423</i>	<i>173</i>	<i>390</i>	<i>549</i>	<i>772</i>	<i>428</i>	<i>1730</i>	<i>357</i>	<i>1129</i>	<i>401</i>	<i>219</i>	<i>342</i>	<i>22</i>

MONITORING THE FUTURE

QUESTIONNAIRE FORM 5 2005	TOTAL	SEX		RACE		REGION				COLLEGE PLANS?		ILLICIT DRUG USE: LIFETIME				
		M	F	White	Black	NE	NC	S	W	Yes	No	None	Mari- juana Only	Few Pills	More Pills	Any Her- oin
<i>N (Weighted No. of Cases):</i>	2575	1197	1255	1684	252	509	629	912	525	1976	426	1182	610	264	382	54
<i>% of Weighted Total:</i>	100.0	46.5	48.7	65.4	9.8	19.8	24.4	35.4	20.4	76.7	16.5	45.9	23.7	10.3	14.8	2.1
A01: Taking all things together, how would you say things are these days—would you say you're very happy, pretty happy, or not too happy these days?																
3. Very happy	21.4	23.7	19.6	24.0	10.7	20.5	21.3	22.4	20.8	22.7	17.5	24.2	22.1	17.9	17.0	19.8
2. Pretty happy	65.6	64.3	67.1	65.9	71.0	65.7	67.1	64.6	65.3	66.0	64.8	65.9	66.9	66.6	63.0	58.5
1. Not too happy	13.0	12.0	13.3	10.1	18.3	13.9	11.6	13.0	13.9	11.3	17.7	9.9	10.9	15.5	20.0	21.6
<i>Item 1190 Subject P01, Q01</i>	<i>N</i> 2564	1194	1253	1680	251	507	627	910	521	1974	425	1178	609	264	380	54
A02: Some people think a lot about the social problems of the nation and the world, and about how they might be solved. Others spend little time thinking about these issues. How much do you think about such things?																
1. Never	3.6	5.6	1.8	3.5	2.4	3.2	4.8	3.7	2.6	2.7	7.8	3.2	3.8	1.5	4.9	12.0
2. Seldom	18.9	20.4	17.9	19.5	21.5	20.8	22.2	17.5	15.6	17.3	26.3	15.6	20.8	21.5	23.0	28.0
3. Sometimes	51.5	48.6	54.6	52.6	51.1	52.1	49.1	52.4	52.1	52.6	50.0	55.0	53.0	50.0	45.4	28.9
4. Quite often	21.0	20.4	21.4	19.9	18.0	19.4	19.8	21.0	24.3	22.4	13.4	21.1	19.5	23.5	20.8	19.1
5. A great deal	4.9	5.1	4.4	4.5	6.9	4.4	4.2	5.4	5.4	4.9	2.5	5.2	2.9	3.5	5.9	12.0
<i>Item 6880 Subject J, Q08</i>	<i>N</i> 2557	1192	1253	1679	252	507	623	907	521	1970	425	1174	609	264	382	54
A03: Of all the problems facing the nation today, how often do you worry about each of the following?																
A03A: Chance of nuclear war																
1. Never	33.7	34.9	32.8	34.9	36.2	32.8	36.5	34.0	30.7	32.1	41.4	34.1	30.6	30.4	36.6	52.4
2. Seldom	36.5	36.3	37.3	38.1	29.8	37.0	37.7	36.8	34.1	37.8	35.7	37.2	34.9	43.6	35.9	27.6
3. Sometimes	24.3	23.6	24.7	23.1	24.0	25.0	22.2	22.3	29.8	25.0	18.4	23.8	29.4	20.2	21.5	9.2
4. Often	5.5	5.2	5.1	3.8	9.9	5.2	3.6	6.9	5.5	5.1	4.4	4.9	5.0	5.8	6.0	10.8
<i>Item 11660 Subject J</i>	<i>N</i> 2557	1195	1254	1681	252	506	622	908	520	1973	426	1180	609	264	379	53
A03B: Population growth																
1. Never	37.0	39.3	34.8	39.1	37.8	41.6	39.3	37.7	28.4	35.9	41.3	37.6	34.6	31.2	42.6	32.0
2. Seldom	33.2	31.5	35.7	34.1	32.2	34.6	36.0	31.3	31.8	34.1	31.4	31.5	37.9	37.1	30.3	40.8
3. Sometimes	20.6	19.1	21.7	19.0	22.1	17.8	18.6	21.2	24.9	21.3	17.0	21.6	19.4	22.3	17.8	16.9
4. Often	9.2	10.1	7.8	7.8	7.9	6.0	6.2	9.8	15.0	8.7	10.3	9.3	8.1	9.4	9.3	10.3
<i>Item 11670 Subject E01, J</i>	<i>N</i> 2552	1193	1252	1679	251	504	620	907	520	1968	426	1177	609	264	379	53
A03C: Crime and violence																
1. Never	6.8	10.6	2.6	7.2	3.2	4.9	8.5	7.9	4.4	4.7	15.2	6.1	5.1	6.9	10.4	11.4
2. Seldom	19.9	27.3	13.2	21.8	14.9	20.6	26.7	16.7	16.7	19.3	22.1	18.9	15.1	25.4	26.4	29.6
3. Sometimes	42.6	39.8	45.8	46.7	33.1	43.3	45.0	41.0	42.0	44.5	36.9	42.6	46.2	39.8	41.6	40.1
4. Often	30.7	22.3	38.4	24.2	48.9	31.2	19.8	34.4	36.9	31.6	25.8	32.3	33.6	27.9	21.6	18.9
<i>Item 11680 Subject J</i>	<i>N</i> 2553	1193	1251	1677	252	505	623	906	520	1968	426	1178	609	264	378	53
A03D: Pollution																
1. Never	22.4	26.8	17.6	21.4	32.7	23.5	22.6	25.1	16.4	20.1	30.5	21.2	20.3	18.4	29.2	33.4
2. Seldom	35.8	37.4	34.8	38.0	30.9	35.1	39.0	36.4	31.5	36.1	37.3	34.5	39.0	40.1	34.6	29.9
3. Sometimes	28.4	24.6	32.1	27.7	26.2	29.3	26.2	25.8	34.6	29.5	22.9	29.5	30.1	23.0	25.3	30.5
4. Often	13.4	11.2	15.5	12.9	10.2	12.0	12.2	12.6	17.4	14.3	9.3	14.9	10.5	18.6	10.8	6.2
<i>Item 11690 Subject F04, J</i>	<i>N</i> 2550	1193	1250	1678	251	502	620	907	520	1969	424	1175	609	264	379	53
A03E: Energy shortages																
1. Never	40.6	39.8	41.0	41.4	47.1	39.7	42.7	42.6	35.4	38.4	49.4	37.2	41.4	37.8	49.5	53.5
2. Seldom	34.4	34.5	35.0	35.8	27.6	35.5	36.6	32.2	34.7	35.6	31.4	35.7	34.9	37.2	28.8	26.6
3. Sometimes	18.2	17.7	18.4	16.1	19.0	17.0	14.0	18.7	23.4	18.9	14.0	19.6	16.6	18.8	16.8	11.7
4. Often	6.9	8.0	5.6	6.6	6.3	7.8	6.7	6.6	6.5	7.0	5.2	7.5	7.0	6.1	4.9	8.2
<i>Item 11700 Subject F05, J</i>	<i>N</i> 2547	1192	1249	1675	251	502	618	906	520	1966	423	1173	609	264	377	53
A03F: Race relations																
1. Never	27.7	32.5	22.0	30.3	24.4	27.6	29.7	29.6	22.0	24.5	42.1	28.0	25.7	23.1	30.0	39.5
2. Seldom	27.9	30.2	26.7	30.1	24.2	27.5	30.5	27.3	26.3	29.6	22.6	28.1	27.1	32.3	28.9	25.7
3. Sometimes	26.3	20.9	31.5	25.7	27.0	27.9	25.4	24.1	29.5	27.3	19.8	26.6	27.4	24.3	24.3	17.5
4. Often	18.1	16.4	19.8	14.0	24.4	17.0	14.4	19.0	22.3	18.6	15.4	17.3	19.7	20.3	16.8	17.3
<i>Item 11710 Subject J, N02</i>	<i>N</i> 2548	1190	1253	1676	252	503	618	908	519	1968	424	1177	607	263	378	53

DESCRIPTIVE RESULTS: 2005

191

QUESTIONNAIRE FORM 5 2005	TOTAL	SEX		RACE		REGION				COLLEGE PLANS?		ILLICIT DRUG USE: LIFETIME				
		M	F	White	Black	NE	NC	S	W	Yes	No	None	Mari- juana Only	Few Pills	More Pills	Any Her- oin
<i>N (Weighted No. of Cases):</i>	2575	1197	1255	1684	252	509	629	912	525	1976	426	1182	610	264	382	54
<i>% of Weighted Total:</i>	100.0	46.5	48.7	65.4	9.8	19.8	24.4	35.4	20.4	76.7	16.5	45.9	23.7	10.3	14.8	2.1
A03G: Hunger and poverty																
1. Never	15.0	22.5	7.5	16.4	13.4	14.9	17.1	16.1	10.5	12.1	29.1	15.4	12.0	14.6	17.0	29.8
2. Seldom	33.4	41.1	27.2	37.0	27.8	32.8	39.1	32.3	28.9	34.4	32.3	29.8	38.5	32.1	38.2	45.4
3. Sometimes	34.1	24.9	42.4	33.1	35.7	36.0	30.0	34.7	36.0	35.5	25.0	35.1	34.0	34.4	32.4	12.5
4. Often	17.5	11.5	22.9	13.4	23.0	16.3	13.8	16.8	24.5	18.1	13.6	19.8	15.5	18.9	12.4	12.3
<i>Item 11720 Subject F03, J</i>	<i>N 2549</i>	<i>1192</i>	<i>1253</i>	<i>1676</i>	<i>252</i>	<i>501</i>	<i>620</i>	<i>908</i>	<i>520</i>	<i>1969</i>	<i>425</i>	<i>1178</i>	<i>609</i>	<i>264</i>	<i>378</i>	<i>52</i>
A03H: Using open land for housing or industry																
1. Never	40.4	42.1	39.0	42.1	41.9	41.9	42.1	40.9	36.0	39.1	46.5	39.7	41.0	37.0	44.2	46.6
2. Seldom	30.5	29.2	32.7	29.1	34.0	30.6	30.2	29.6	32.3	32.3	23.9	31.3	32.2	32.6	24.3	27.6
3. Sometimes	17.8	17.9	17.1	16.9	16.2	19.1	16.4	16.8	20.1	17.6	17.4	17.6	18.1	18.5	17.9	12.2
4. Often	11.2	10.8	11.2	11.9	7.9	8.3	11.3	12.6	11.6	11.0	12.2	11.4	8.7	11.9	13.6	13.6
<i>Item 11730 Subject F05, J</i>	<i>N 2549</i>	<i>1192</i>	<i>1254</i>	<i>1679</i>	<i>252</i>	<i>503</i>	<i>620</i>	<i>906</i>	<i>520</i>	<i>1969</i>	<i>426</i>	<i>1177</i>	<i>608</i>	<i>264</i>	<i>378</i>	<i>53</i>
A03I: Urban decay																
1. Never	52.3	52.0	52.4	54.3	53.1	52.0	52.8	54.5	48.1	51.0	59.3	52.4	53.5	45.8	54.4	52.6
2. Seldom	30.6	29.9	31.7	30.9	25.4	31.8	31.0	28.3	33.1	31.4	27.2	29.0	30.1	39.0	30.7	29.2
3. Sometimes	12.6	12.6	12.6	10.9	15.5	11.9	11.4	12.2	15.5	13.3	8.2	13.9	11.0	12.6	11.7	11.3
4. Often	4.5	5.5	3.2	3.8	6.0	4.3	4.8	5.0	3.3	4.3	5.2	4.7	5.4	2.6	3.1	6.8
<i>Item 11740 Subject J</i>	<i>N 2537</i>	<i>1188</i>	<i>1244</i>	<i>1671</i>	<i>251</i>	<i>500</i>	<i>619</i>	<i>901</i>	<i>517</i>	<i>1960</i>	<i>423</i>	<i>1167</i>	<i>609</i>	<i>262</i>	<i>378</i>	<i>53</i>
A03J: Economic problems																
1. Never	18.9	20.1	17.5	20.3	21.3	17.2	21.2	20.6	15.0	16.1	31.4	18.3	18.2	16.7	20.7	43.6
2. Seldom	30.6	28.6	33.8	32.3	30.0	34.9	32.4	29.0	27.4	30.8	33.0	29.4	32.6	28.9	33.5	31.3
3. Sometimes	33.0	32.3	32.8	31.6	31.8	31.7	28.9	33.2	38.8	34.2	25.3	34.0	31.9	38.5	29.2	14.8
4. Often	17.4	19.0	15.9	15.8	16.8	16.3	17.5	17.2	18.8	18.9	10.3	18.4	17.3	16.0	16.6	10.3
<i>Item 11750 Subject J</i>	<i>N 2549</i>	<i>1192</i>	<i>1251</i>	<i>1676</i>	<i>251</i>	<i>503</i>	<i>619</i>	<i>906</i>	<i>520</i>	<i>1969</i>	<i>424</i>	<i>1177</i>	<i>609</i>	<i>264</i>	<i>376</i>	<i>53</i>
A03K: Drug abuse																
1. Never	15.2	20.6	9.6	16.1	10.4	12.1	19.0	15.7	13.0	13.2	23.4	14.7	11.9	18.6	19.2	19.8
2. Seldom	26.4	30.7	22.8	27.6	23.1	27.8	30.9	23.9	24.1	27.0	25.9	28.1	24.4	22.5	27.6	24.2
3. Sometimes	34.9	31.1	39.0	35.4	34.2	35.0	33.7	34.0	37.7	35.4	33.3	34.3	39.6	38.0	29.7	17.5
4. Often	23.5	17.6	28.6	20.9	32.3	25.2	16.5	26.4	25.2	24.4	17.3	22.9	24.1	20.9	23.5	38.5
<i>Item 11760 Subject J</i>	<i>N 2553</i>	<i>1194</i>	<i>1254</i>	<i>1680</i>	<i>252</i>	<i>503</i>	<i>619</i>	<i>908</i>	<i>522</i>	<i>1971</i>	<i>426</i>	<i>1177</i>	<i>609</i>	<i>264</i>	<i>379</i>	<i>53</i>
A04: How well do you think your experiences and training (at home, school, work, etc.) have prepared you to be a good . . .																
A04A: . . . husband or wife?																
1. Poorly	4.3	3.4	4.4	3.6	4.2	3.0	4.0	5.3	3.9	3.3	7.2	3.8	3.9	4.2	4.8	7.6
2. Not so well	5.7	5.3	5.8	4.6	9.4	5.5	6.5	5.1	6.2	5.1	7.9	5.5	3.3	8.9	8.1	8.1
3. Fairly well	19.0	19.4	18.5	19.0	18.0	22.1	19.8	17.7	17.2	17.9	23.5	18.4	18.5	17.5	19.2	28.0
4. Well	38.4	40.4	36.8	39.7	32.6	38.7	37.9	36.8	41.5	38.1	40.8	36.6	39.9	42.8	40.4	31.6
5. Very well	32.6	31.6	34.5	33.1	35.8	30.7	31.8	35.1	31.2	35.6	20.6	35.7	34.4	26.6	27.6	24.6
<i>Item 11770 Subject D01</i>	<i>N 2509</i>	<i>1167</i>	<i>1236</i>	<i>1655</i>	<i>243</i>	<i>494</i>	<i>617</i>	<i>885</i>	<i>513</i>	<i>1938</i>	<i>417</i>	<i>1154</i>	<i>596</i>	<i>262</i>	<i>375</i>	<i>53</i>
A04B: . . . parent?																
1. Poorly	3.1	3.8	1.8	2.7	1.6	2.8	3.0	2.7	4.3	2.3	6.2	2.0	2.4	3.0	4.9	14.4
2. Not so well	5.6	5.7	5.4	4.7	8.2	4.7	4.7	6.8	5.5	5.3	6.7	6.4	4.2	6.6	4.3	5.2
3. Fairly well	17.7	18.6	17.4	18.9	12.4	19.6	19.4	15.0	18.4	16.4	23.0	16.2	17.0	19.7	23.3	11.5
4. Well	35.9	37.8	33.7	36.3	36.6	37.9	37.8	34.1	35.0	35.8	37.8	36.2	36.7	36.8	33.9	36.0
5. Very well	37.6	34.0	41.7	37.5	41.2	34.9	35.1	41.4	36.7	40.2	26.3	39.1	39.6	33.9	33.6	32.9
<i>Item 11780 Subject D02</i>	<i>N 2530</i>	<i>1179</i>	<i>1246</i>	<i>1669</i>	<i>248</i>	<i>497</i>	<i>618</i>	<i>898</i>	<i>516</i>	<i>1957</i>	<i>421</i>	<i>1165</i>	<i>605</i>	<i>263</i>	<i>375</i>	<i>53</i>
A04C: . . . worker on a job?																
1. Poorly	1.9	2.5	0.9	1.0	5.2	1.5	1.6	2.5	1.6	1.2	4.2	1.7	2.1	0.6	1.7	7.6
2. Not so well	2.6	2.3	2.7	2.6	3.4	2.4	2.6	2.9	2.5	2.2	4.4	2.8	0.7	2.8	4.5	3.0
3. Fairly well	13.0	12.5	13.8	12.7	16.5	12.7	12.4	13.7	12.7	13.1	12.8	13.0	12.5	11.3	12.9	25.1
4. Well	35.2	35.9	34.5	36.0	26.9	35.6	35.9	34.2	35.6	34.9	36.1	34.7	35.0	37.7	38.0	33.0
5. Very well	47.3	46.8	48.2	47.8	48.0	47.8	47.7	46.7	47.6	48.6	42.6	47.9	49.7	47.6	42.9	31.4
<i>Item 11790 Subject C01</i>	<i>N 2529</i>	<i>1175</i>	<i>1249</i>	<i>1667</i>	<i>247</i>	<i>495</i>	<i>621</i>	<i>896</i>	<i>517</i>	<i>1960</i>	<i>417</i>	<i>1166</i>	<i>601</i>	<i>262</i>	<i>378</i>	<i>53</i>

QUESTIONNAIRE FORM 5 2005	TOTAL	SEX		RACE		REGION				COLLEGE PLANS?		ILLICIT DRUG USE: LIFETIME				
		M	F	White	Black	NE	NC	S	W	Yes	No	None	Mari- juana Only	Few Pills	More Pills	Any Her- oin
<i>N (Weighted No. of Cases):</i>	2575	1197	1255	1684	252	509	629	912	525	1976	426	1182	610	264	382	54
<i>% of Weighted Total:</i>	100.0	46.5	48.7	65.4	9.8	19.8	24.4	35.4	20.4	76.7	16.5	45.9	23.7	10.3	14.8	2.1
A05: Apart from the particular kind of work you want to do, how would you rate each of the following settings as a place to work?																
A05A: Working in a large corporation																
1. Not at all acceptable	7.7	8.1	6.8	7.7	7.2	7.2	8.9	6.8	8.1	6.0	12.8	6.3	6.9	9.3	8.7	20.6
2. Somewhat acceptable	26.1	25.3	27.0	29.0	21.5	28.5	31.6	23.1	22.4	25.3	30.5	24.6	25.3	33.5	27.9	27.9
3. Acceptable	47.9	48.7	47.7	48.1	47.4	45.9	45.0	49.6	50.4	49.1	45.4	50.6	49.0	42.6	43.9	46.4
4. Desirable	18.3	17.9	18.6	15.2	23.9	18.4	14.5	20.5	19.1	19.6	11.3	18.5	18.8	14.6	19.5	5.2
<i>Item 11800 Subject C05</i>	<i>N</i> 2550	1195	1252	1680	251	503	619	908	520	1972	425	1180	608	263	377	53
A05B: Working in a small business																
1. Not at all acceptable	4.2	4.6	3.2	2.6	8.4	3.2	3.6	4.7	5.1	3.3	6.9	4.7	3.4	5.1	2.7	5.9
2. Somewhat acceptable	22.8	24.1	21.0	20.6	30.4	22.3	21.8	23.4	23.5	22.4	25.1	21.4	24.2	22.1	25.1	23.4
3. Acceptable	56.0	56.3	56.5	58.1	47.9	58.8	55.8	55.9	54.0	57.2	53.2	57.0	54.3	56.3	55.0	63.2
4. Desirable	16.9	15.0	19.3	18.6	13.2	15.7	18.8	15.9	17.4	17.2	14.7	16.9	18.1	16.5	17.2	7.5
<i>Item 11810 Subject C05</i>	<i>N</i> 2548	1193	1252	1678	251	501	620	907	520	1970	425	1179	607	263	377	53
A05C: Working in a government agency																
1. Not at all acceptable	16.9	16.8	16.3	16.3	21.2	15.6	19.6	15.8	17.0	14.3	26.5	14.6	17.2	19.9	18.1	32.1
2. Somewhat acceptable	27.5	25.7	29.8	29.8	21.8	30.7	28.9	26.7	24.2	28.5	25.4	26.9	26.0	30.4	32.3	25.4
3. Acceptable	37.8	38.4	37.7	38.4	36.0	36.9	36.4	38.4	39.2	39.0	31.4	40.5	37.6	36.5	31.5	20.7
4. Desirable	17.8	19.0	16.2	15.6	21.0	16.8	15.1	19.1	19.6	18.2	16.6	18.0	19.1	13.2	18.1	21.8
<i>Item 11820 Subject C05, H05</i>	<i>N</i> 2544	1192	1249	1677	250	501	619	906	518	1966	425	1178	606	263	376	53
A05D: Working in the military service																
1. Not at all acceptable	45.3	41.1	49.1	42.3	63.0	43.5	45.2	44.4	48.8	45.4	44.5	45.0	45.1	44.9	45.0	46.4
2. Somewhat acceptable	26.8	28.9	25.2	28.3	18.4	27.1	26.2	26.7	27.6	26.9	27.2	26.3	25.3	25.1	32.6	30.2
3. Acceptable	20.4	20.0	20.7	22.3	11.9	22.9	21.1	19.9	17.8	21.2	16.9	21.8	19.9	24.2	16.1	16.6
4. Desirable	7.5	9.9	5.0	7.1	6.7	6.5	7.4	9.0	5.8	6.4	11.4	6.9	9.6	5.9	6.4	6.8
<i>Item 11830 Subject C05, L04</i>	<i>N</i> 2541	1191	1245	1676	246	501	621	903	515	1961	425	1173	606	262	378	53
A05E: Working in a school or university																
1. Not at all acceptable	18.1	23.6	12.7	18.0	18.4	17.4	17.9	19.1	17.3	14.3	35.8	15.8	18.4	18.4	21.3	39.7
2. Somewhat acceptable	28.8	32.3	25.8	27.8	34.5	25.5	30.6	30.7	26.7	29.0	29.6	26.5	32.4	28.2	33.0	23.8
3. Acceptable	34.5	30.9	38.1	34.9	30.6	34.7	34.0	34.5	34.9	36.0	25.0	37.1	31.0	39.9	29.8	20.2
4. Desirable	18.6	13.1	23.3	19.3	16.5	22.5	17.6	15.7	21.1	20.7	9.6	20.5	18.2	13.6	16.0	16.3
<i>Item 11840 Subject B10, C05</i>	<i>N</i> 2544	1192	1249	1676	251	503	620	904	518	1967	423	1179	606	262	376	53
A05F: Working in a police department or police agency																
1. Not at all acceptable	27.9	26.7	28.4	25.5	40.8	27.7	27.2	30.2	25.0	26.6	33.2	26.4	26.2	29.3	30.1	40.4
2. Somewhat acceptable	29.6	29.1	31.0	30.3	27.8	25.8	30.7	30.3	30.6	30.7	25.2	31.8	29.5	25.8	29.4	18.1
3. Acceptable	31.0	31.1	31.6	33.4	21.2	33.2	30.6	29.9	31.4	32.3	27.0	32.6	30.4	31.7	28.8	21.6
4. Desirable	11.5	13.1	9.0	10.8	10.1	13.3	11.4	9.6	13.0	10.5	14.6	9.3	14.0	13.2	11.7	19.9
<i>Item 11850 Subject C05</i>	<i>N</i> 2544	1191	1249	1675	249	500	618	905	520	1967	423	1177	606	263	377	53
A05G: Working in a social service organization																
1. Not at all acceptable	22.1	32.1	12.5	22.3	22.2	23.0	24.3	21.4	19.6	19.9	31.5	21.1	20.9	22.5	23.6	43.8
2. Somewhat acceptable	34.7	40.5	29.2	35.2	29.0	33.3	34.2	36.1	34.1	33.5	38.2	32.2	37.8	34.9	38.8	30.3
3. Acceptable	32.8	23.2	42.0	33.3	34.7	34.1	31.4	32.6	33.4	35.6	23.0	36.0	29.7	33.2	30.8	12.6
4. Desirable	10.5	4.2	16.3	9.2	14.1	9.6	10.1	9.9	12.9	11.0	7.3	10.7	11.6	9.4	6.8	13.3
<i>Item 11860 Subject C05, O01</i>	<i>N</i> 2538	1190	1245	1671	250	500	617	901	519	1962	422	1176	603	262	375	53
A05H: Working with a small group of partners																
1. Not at all acceptable	8.1	9.6	6.3	6.1	11.7	8.6	6.8	8.6	8.4	6.7	13.0	7.9	7.6	7.7	8.0	14.7
2. Somewhat acceptable	27.9	28.2	27.7	26.1	35.7	27.3	25.5	30.9	26.1	27.4	30.4	26.7	30.8	30.0	26.7	28.5
3. Acceptable	47.0	45.9	48.7	49.5	41.0	47.6	52.3	42.4	48.0	48.1	42.6	48.4	45.3	45.4	46.8	47.1
4. Desirable	17.0	16.3	17.3	18.3	11.6	16.5	15.3	18.1	17.5	17.9	14.0	17.0	16.3	16.9	18.6	9.6
<i>Item 11870 Subject C05</i>	<i>N</i> 2540	1190	1247	1673	249	497	618	906	520	1966	422	1177	605	262	374	53

DESCRIPTIVE RESULTS: 2005

193

QUESTIONNAIRE FORM 5 2005	TOTAL	SEX		RACE		REGION				COLLEGE PLANS?		ILLICIT DRUG USE: LIFETIME				
		M	F	White	Black	NE	NC	S	W	Yes	No	None	Mari- juana Only	Few Pills	More Pills	Any Her- oin
<i>N (Weighted No. of Cases):</i>	2575	1197	1255	1684	252	509	629	912	525	1976	426	1182	610	264	382	54
<i>% of Weighted Total:</i>	100.0	46.5	48.7	65.4	9.8	19.8	24.4	35.4	20.4	76.7	16.5	45.9	23.7	10.3	14.8	2.1
A05I: Working on your own (self-employed)																
1. Not at all acceptable	8.4	8.3	8.7	7.9	5.1	8.3	8.2	7.1	11.2	8.6	7.8	8.8	8.8	7.1	7.7	10.2
2. Somewhat acceptable	18.8	15.8	21.1	19.9	18.5	19.3	22.4	16.5	18.2	18.9	17.8	21.4	18.2	16.9	14.3	9.3
3. Acceptable	35.7	34.9	37.3	37.2	32.9	36.9	34.8	36.3	34.8	37.4	28.3	37.2	35.2	38.8	32.4	32.0
4. Desirable	37.0	41.0	32.8	35.1	43.5	35.4	34.6	40.2	35.9	35.1	46.1	32.6	37.9	37.1	45.6	48.5
<i>Item 11880 Subject C05</i>	<i>N 2547</i>	<i>1192</i>	<i>1252</i>	<i>1677</i>	<i>250</i>	<i>503</i>	<i>618</i>	<i>906</i>	<i>520</i>	<i>1969</i>	<i>425</i>	<i>1180</i>	<i>607</i>	<i>262</i>	<i>376</i>	<i>53</i>
A06: If you were to get enough money to live as comfortably as you'd like for the rest of your life, would you want to work?																
1. I would want to work	74.1	69.4	78.5	73.5	72.9	74.6	72.7	73.4	76.5	74.8	72.7	76.8	74.7	76.9	66.7	55.7
2. I would not want to work	25.9	30.6	21.5	26.5	27.1	25.4	27.3	26.6	23.5	25.2	27.3	23.2	25.3	23.1	33.3	44.3
<i>Item 8100 Subject C06</i>	<i>N 2516</i>	<i>1170</i>	<i>1248</i>	<i>1665</i>	<i>244</i>	<i>493</i>	<i>616</i>	<i>895</i>	<i>512</i>	<i>1955</i>	<i>414</i>	<i>1167</i>	<i>599</i>	<i>260</i>	<i>371</i>	<i>51</i>
A07: The next questions are about race relations. How much have you gotten to know people of other races . . .																
A07A: In school?																
1. Not at all	8.2	8.8	7.7	10.3	4.8	6.9	17.1	4.4	5.4	7.6	12.3	7.5	7.6	10.0	10.1	12.7
2. A little	20.5	19.6	21.7	24.5	11.3	23.9	31.4	13.7	15.9	20.6	21.5	21.3	18.3	24.5	18.5	18.4
3. Some	26.7	27.6	26.6	28.0	19.0	27.4	25.3	25.8	29.2	26.8	24.4	26.5	27.2	24.5	30.6	20.9
4. A lot	43.0	41.8	43.2	34.9	64.0	41.4	23.0	54.0	49.1	43.4	39.7	42.7	46.4	39.0	38.8	42.4
8. Does not apply to me	1.7	2.2	0.9	2.3	0.9	0.5	3.2	2.1	0.4	1.6	2.2	2.0	0.5	2.1	2.0	5.6
<i>Item 11890 Subject B03, N03</i>	<i>N 2531</i>	<i>1186</i>	<i>1241</i>	<i>1663</i>	<i>251</i>	<i>494</i>	<i>618</i>	<i>901</i>	<i>518</i>	<i>1958</i>	<i>419</i>	<i>1170</i>	<i>603</i>	<i>261</i>	<i>375</i>	<i>53</i>
A07B: In your neighborhood?																
1. Not at all	32.4	32.2	32.5	37.8	24.5	32.4	44.9	26.5	27.8	31.8	36.4	31.6	32.2	35.2	35.0	26.0
2. A little	24.6	24.8	25.2	24.5	23.5	27.3	21.4	24.4	26.1	25.8	19.0	25.8	25.4	20.2	23.0	27.6
3. Some	22.7	22.1	23.6	20.2	25.9	21.1	16.1	25.2	27.6	22.5	23.3	23.5	21.5	21.6	23.4	16.4
4. A lot	13.4	13.4	12.8	8.7	22.8	15.2	7.6	15.4	15.3	13.3	12.5	12.4	15.2	14.6	11.4	17.6
8. Does not apply to me	6.9	7.5	5.9	8.7	3.2	3.9	9.9	8.5	3.2	6.5	8.8	6.6	5.7	8.4	7.3	12.3
<i>Item 11900 Subject N03</i>	<i>N 2528</i>	<i>1184</i>	<i>1241</i>	<i>1661</i>	<i>251</i>	<i>494</i>	<i>618</i>	<i>899</i>	<i>517</i>	<i>1958</i>	<i>419</i>	<i>1168</i>	<i>602</i>	<i>261</i>	<i>375</i>	<i>53</i>
A07C: In church?																
1. Not at all	29.8	32.8	27.4	32.7	21.2	34.5	37.0	25.0	25.4	29.8	31.7	26.5	33.7	28.5	35.4	38.7
2. A little	19.9	18.4	22.2	20.0	21.2	17.3	21.6	21.1	18.3	21.1	16.9	22.5	16.5	16.9	19.8	14.6
3. Some	14.2	12.5	14.9	12.4	23.5	10.9	12.3	18.9	11.6	14.0	11.3	16.2	12.5	13.2	11.7	2.5
4. A lot	11.2	10.5	11.8	7.5	25.2	6.2	7.1	15.9	12.8	10.8	11.2	12.2	12.0	10.5	7.1	9.5
8. Does not apply to me	24.8	25.8	23.8	27.4	9.0	31.2	22.1	19.1	31.9	24.3	28.7	22.6	25.4	30.9	26.0	34.7
<i>Item 11910 Subject G, N03</i>	<i>N 2514</i>	<i>1176</i>	<i>1235</i>	<i>1654</i>	<i>247</i>	<i>488</i>	<i>616</i>	<i>893</i>	<i>517</i>	<i>1948</i>	<i>418</i>	<i>1160</i>	<i>600</i>	<i>261</i>	<i>375</i>	<i>50</i>
A07D: On sports teams?																
1. Not at all	15.5	13.5	17.6	17.8	11.6	17.0	24.5	11.0	11.2	14.7	21.1	15.8	13.0	16.6	18.4	10.9
2. A little	16.3	14.5	17.9	17.1	17.2	17.7	19.7	14.2	14.6	17.0	13.8	17.8	14.3	17.5	13.0	19.9
3. Some	20.2	21.2	20.0	21.4	14.1	19.2	20.8	20.7	19.7	20.7	17.8	21.1	21.1	14.6	22.0	19.8
4. A lot	28.2	32.4	23.8	24.1	42.7	24.3	17.0	33.8	35.7	29.2	22.7	26.0	33.4	29.1	26.8	27.6
8. Does not apply to me	19.7	18.5	20.7	19.7	14.4	21.9	18.0	20.3	18.8	18.3	24.6	19.3	18.1	22.2	19.8	21.8
<i>Item 11920 Subject N03</i>	<i>N 2526</i>	<i>1180</i>	<i>1240</i>	<i>1660</i>	<i>251</i>	<i>493</i>	<i>620</i>	<i>896</i>	<i>517</i>	<i>1955</i>	<i>417</i>	<i>1167</i>	<i>602</i>	<i>261</i>	<i>375</i>	<i>53</i>
A07E: In clubs?																
1. Not at all	20.5	21.7	19.1	23.3	19.5	22.7	29.5	16.1	15.3	19.7	24.1	18.2	21.9	18.0	26.9	20.6
2. A little	18.4	19.7	18.0	19.6	13.8	21.7	20.5	15.8	17.3	19.5	14.8	19.3	17.5	21.1	17.1	14.7
3. Some	22.2	19.0	24.9	21.8	20.0	19.5	17.0	27.7	21.2	22.8	19.0	24.2	19.2	25.7	19.3	13.9
4. A lot	19.4	16.0	22.3	14.7	32.4	15.2	11.7	24.2	24.5	20.6	14.6	21.0	19.1	17.4	14.6	25.1
8. Does not apply to me	19.5	23.6	15.7	20.6	14.3	20.9	21.3	16.2	21.7	17.4	27.4	17.3	22.2	17.8	22.1	25.8
<i>Item 11930 Subject N03</i>	<i>N 2525</i>	<i>1181</i>	<i>1240</i>	<i>1659</i>	<i>251</i>	<i>493</i>	<i>618</i>	<i>897</i>	<i>517</i>	<i>1955</i>	<i>419</i>	<i>1166</i>	<i>601</i>	<i>261</i>	<i>375</i>	<i>53</i>
A07F: On a job?																
1. Not at all	13.8	14.4	13.2	16.6	11.6	14.1	22.5	10.1	9.6	13.9	15.6	12.9	14.3	12.3	17.2	14.8
2. A little	14.5	15.3	13.7	16.9	6.6	16.5	16.7	12.0	14.4	14.8	14.5	13.9	13.5	18.7	13.5	25.4
3. Some	24.4	27.2	21.9	25.4	16.4	25.0	24.1	23.6	25.6	24.4	21.8	23.5	24.1	27.2	25.8	28.7
4. A lot	33.8	31.1	36.3	28.8	48.3	35.2	25.4	39.4	32.9	33.1	35.9	31.7	38.9	30.8	33.0	24.4
8. Does not apply to me	13.4	12.0	14.8	12.2	17.1	9.2	11.4	14.8	17.5	13.9	12.2	18.0	9.2	11.0	10.4	6.8
<i>Item 11940 Subject C01, N03</i>	<i>N 2526</i>	<i>1183</i>	<i>1239</i>	<i>1659</i>	<i>251</i>	<i>491</i>	<i>618</i>	<i>900</i>	<i>517</i>	<i>1954</i>	<i>419</i>	<i>1166</i>	<i>602</i>	<i>261</i>	<i>375</i>	<i>53</i>

QUESTIONNAIRE FORM 5 2005	TOTAL	SEX		RACE		REGION				COLLEGE PLANS?		ILLICIT DRUG USE: LIFETIME				
		M	F	White	Black	NE	NC	S	W	Yes	No	None	Mari- juana Only	Few Pills	More Pills	Any Her- oin
<i>N (Weighted No. of Cases):</i>	2575	1197	1255	1684	252	509	629	912	525	1976	426	1182	610	264	382	54
<i>% of Weighted Total:</i>	100.0	46.5	48.7	65.4	9.8	19.8	24.4	35.4	20.4	76.7	16.5	45.9	23.7	10.3	14.8	2.1
A08: Thinking about the country as a whole, would you say relations between white people and black people have been getting better, getting worse, or staying pretty much the same?																
1. Better	22.0	22.5	21.4	21.8	20.3	19.2	20.4	24.5	22.2	22.1	20.4	21.8	22.0	19.5	21.5	22.3
2. A little better	45.0	40.6	49.4	44.3	50.4	47.8	42.3	43.3	48.2	45.7	41.7	48.3	45.4	45.7	37.2	32.1
3. Same	26.1	28.2	24.1	26.8	22.2	26.8	31.2	24.4	22.4	26.0	28.3	23.7	27.0	29.2	31.0	26.5
4. A little worse	4.7	5.5	4.1	5.0	6.3	3.5	3.9	5.6	5.4	4.7	4.6	4.6	4.1	4.1	5.9	11.6
5. Worse	2.2	3.2	1.0	2.1	0.8	2.7	2.1	2.2	1.8	1.5	5.0	1.6	1.6	1.4	4.4	7.5
<i>Item 11950 Subject N02</i>	<i>N</i> 2530	1183	1241	1662	250	496	619	899	516	1955	420	1170	600	261	378	52
The next questions are about driving.																
A09: Do you have a driver's license?																
1. Yes	82.1	85.6	79.2	90.2	59.0	75.0	92.5	85.3	70.3	83.4	79.4	81.7	82.8	78.8	85.9	80.1
2. No, but I soon will—GO TO Q.A13	14.5	12.0	16.9	8.1	35.2	19.1	5.9	12.6	24.0	13.7	15.9	14.2	14.7	17.6	12.5	19.9
3. No—GO TO Q.A13	3.4	2.4	3.9	1.6	5.8	5.9	1.6	2.0	5.7	2.9	4.7	4.1	2.6	3.6	1.6	-
<i>Item 11960 Subject F07</i>	<i>N</i> 2437	1145	1199	1640	227	467	603	879	488	1903	397	1129	582	250	370	50
A10: Do you own a car?																
1. Yes	79.1	80.7	76.8	80.9	68.5	73.7	82.0	82.0	73.8	77.6	86.6	73.4	83.6	84.5	85.0	91.4
2. No, but I expect to own one in another year or two	13.4	12.6	14.6	11.3	25.7	17.3	10.2	13.7	13.8	13.9	10.7	15.8	11.4	11.4	10.4	7.7
3. No	7.5	6.7	8.5	7.9	5.8	9.0	7.8	4.3	12.5	8.5	2.7	10.8	5.1	4.1	4.6	0.9
<i>Item 11970 Subject F07</i>	<i>N†</i> 2000	981	947	1478	134	350	556	751	343	1586	315	920	481	197	318	41
A11: Are you able to use someone else's car when you want to?																
1. Yes, whenever I wish	29.4	30.3	27.4	28.8	31.7	29.6	28.3	29.8	29.8	29.4	26.4	31.8	26.0	24.9	30.7	14.2
2. Yes, most of the time	41.7	41.5	42.9	42.6	39.8	42.5	44.4	41.5	37.1	42.1	41.9	40.3	45.6	45.5	36.8	46.2
3. Sometimes	19.2	19.7	18.6	19.0	14.7	19.8	17.8	17.9	23.5	18.8	20.7	16.8	20.8	21.8	22.4	24.4
4. Rarely	6.5	6.5	6.8	6.5	8.2	5.5	7.1	6.6	6.4	6.5	7.4	7.4	4.1	6.0	8.0	12.2
5. Never	3.3	2.0	4.4	3.0	5.5	2.6	2.5	4.2	3.2	3.3	3.5	3.7	3.5	1.8	2.1	3.0
<i>Item 11980 Subject F07</i>	<i>N†</i> 1994	979	944	1473	133	350	551	750	343	1583	313	919	478	197	316	41
A12: Do you make an effort to cut down on driving, in order to save gasoline?																
1. Not at all	19.6	21.2	17.5	19.4	18.0	22.4	17.6	20.1	19.1	19.2	19.7	17.0	19.2	19.7	27.0	23.2
2. Not very much	30.8	31.1	31.1	31.7	27.8	37.4	30.7	27.8	30.8	31.0	29.9	29.9	35.0	35.5	27.5	12.4
3. Yes, to some extent	37.1	34.8	39.3	37.1	40.2	29.5	40.0	38.3	37.7	38.0	34.0	41.1	33.5	30.9	32.9	50.5
4. Yes, quite a bit	11.4	11.8	11.0	10.8	12.8	10.2	10.9	12.4	11.3	10.7	15.5	10.5	11.4	12.8	12.2	13.9
8. Don't know	1.0	1.0	1.0	1.0	1.3	0.5	0.8	1.3	1.2	1.1	0.9	1.4	0.8	1.1	0.4	-
<i>Item 11990 Subject F07</i>	<i>N†</i> 1999	981	946	1477	134	350	556	750	343	1585	315	919	481	197	318	41
A13: Do you make an effort to cut down on the amount of electricity you use, in order to save energy?																
1. Not at all	18.3	23.5	13.3	19.3	18.6	21.3	20.5	17.8	13.6	17.0	22.9	16.7	17.6	17.6	23.7	31.4
2. Not very much	31.8	31.4	32.8	33.6	27.2	33.3	33.8	30.5	30.1	33.6	24.8	30.3	36.1	31.9	31.7	22.3
3. Yes, to some extent	36.9	34.3	39.9	36.9	33.5	36.9	34.8	35.1	42.5	37.7	35.3	38.4	34.3	41.8	34.5	28.0
4. Yes, quite a bit	9.8	8.0	10.9	7.5	16.2	6.6	6.9	12.4	11.7	9.6	9.2	11.1	9.9	5.8	6.5	10.7
8. Don't know	3.2	2.8	3.0	2.7	4.5	1.8	4.1	4.1	2.0	2.1	7.7	3.4	2.1	2.9	3.6	7.6
<i>Item 12000 Subject F05</i>	<i>N</i> 2527	1183	1240	1661	249	492	619	899	517	1952	420	1167	602	260	378	54
A14: In the house or apartment where you live, is an effort made to reduce heat during the winter, in order to save energy?																
1. Not at all	17.0	20.0	13.3	15.9	23.4	15.4	17.5	19.5	13.5	15.7	20.2	16.2	16.9	14.0	17.3	36.7
2. Not very much	27.2	27.4	27.7	27.8	28.3	29.3	28.3	26.5	25.2	28.2	23.8	27.7	30.7	24.5	23.2	14.5
3. Yes, to some extent	34.2	33.7	35.1	35.2	27.9	35.2	32.6	32.4	38.4	34.4	34.7	34.1	33.6	33.0	38.3	32.2
4. Yes, quite a bit	15.4	13.4	17.4	16.0	12.7	13.9	14.7	15.6	17.3	16.4	12.1	15.6	13.3	19.4	16.1	14.3
8. Don't know	6.2	5.5	6.6	5.1	7.7	6.2	6.8	6.1	5.7	5.3	9.3	6.4	5.4	9.1	5.1	2.4
<i>Item 12010 Subject F05</i>	<i>N</i> 2527	1182	1242	1660	250	491	618	900	518	1954	420	1168	602	261	376	52

†=excludes respondents for whom question was inappropriate.

DESCRIPTIVE RESULTS: 2005

195

QUESTIONNAIRE FORM 5 2005	TOTAL	SEX		RACE		REGION				COLLEGE PLANS?		ILLCIT DRUG USE: LIFETIME				
		M	F	White	Black	NE	NC	S	W	Yes	No	None	Mari- juana Only	Few Pills	More Pills	Any Her- oin
<i>N (Weighted No. of Cases):</i>	2575	1197	1255	1684	252	509	629	912	525	1976	426	1182	610	264	382	54
<i>% of Weighted Total:</i>	100.0	46.5	48.7	65.4	9.8	19.8	24.4	35.4	20.4	76.7	16.5	45.9	23.7	10.3	14.8	2.1
A15: How do you feel about each of the following?																
A15A: How much do you enjoy shopping for things like clothes, tapes and discs, sporting goods, and books?																
1. Not at all	2.7	4.3	1.0	2.7	2.2	1.8	3.6	2.9	2.2	1.8	5.9	2.2	3.6	1.3	3.0	6.8
2. Not very much	12.7	19.5	5.7	13.6	7.8	13.9	13.7	12.0	11.6	11.7	16.5	13.4	10.9	14.0	13.4	9.2
3. Pretty much	34.6	45.5	24.3	36.7	25.1	30.1	35.5	33.9	39.3	33.7	39.2	34.4	31.4	32.7	38.2	52.6
4. Very much	49.9	30.7	69.0	47.0	64.9	54.2	47.2	51.1	46.9	52.8	38.4	50.0	54.1	51.9	45.4	31.3
<i>Item 12020 Subject F01</i>	<i>N</i> 2532	1184	1242	1662	251	493	620	901	518	1957	420	1170	603	261	378	53
A15B: How much do you care about having the latest fashion in your clothes, tapes and discs, leisure activities, and so on?																
1. Not at all	14.9	19.3	10.1	17.3	4.9	13.2	16.7	14.2	15.6	14.5	17.7	15.4	11.4	16.5	13.8	34.2
2. Not very much	37.6	38.1	37.6	38.1	29.1	38.3	40.6	34.2	39.3	37.0	41.2	39.9	33.8	42.3	38.5	11.7
3. Pretty much	29.7	28.0	31.8	29.1	35.2	28.9	28.5	30.8	30.0	30.7	24.4	29.2	33.7	23.4	29.3	32.4
4. Very much	17.8	14.6	20.6	15.5	30.7	19.6	14.2	20.8	15.1	17.8	16.7	15.5	21.1	17.8	18.4	21.7
<i>Item 12030 Subject F01</i>	<i>N</i> 2529	1183	1242	1661	251	493	618	900	518	1956	420	1169	603	261	375	53
A15C: How much do you care about whether your family has most of the things your friends and neighbors have?																
1. Not at all	33.9	33.9	34.0	33.4	32.6	30.1	32.4	34.8	37.8	32.4	42.2	34.2	32.9	32.9	32.9	52.1
2. Not very much	45.3	44.3	46.6	46.1	47.3	45.3	49.8	43.9	42.1	47.2	37.0	47.3	44.4	46.1	43.9	27.2
3. Pretty much	15.9	17.3	14.8	16.3	13.9	19.5	13.8	16.0	15.0	16.0	15.4	14.2	17.7	16.3	17.7	15.9
4. Very much	4.9	4.5	4.6	4.2	6.2	5.0	4.1	5.3	5.1	4.4	5.3	4.3	5.1	4.7	5.5	4.8
<i>Item 12040 Subject F01</i>	<i>N</i> 2526	1183	1242	1661	251	493	618	897	518	1955	420	1168	602	261	375	53
A16: When you are older, do you expect to own more possessions than your parents do now, or about the same, or less?																
I expect to own . . .																
1. Much less than my parents	2.4	2.0	2.6	2.1	1.9	2.3	4.2	1.8	1.2	2.1	2.5	2.1	1.0	2.8	2.8	12.7
2. Somewhat less than my parents	6.8	7.2	6.2	7.5	3.7	4.1	7.9	7.1	7.6	7.0	6.1	6.5	5.7	9.6	6.7	10.9
3. About as much as my parents	31.6	29.3	33.4	37.4	18.3	33.9	34.3	30.4	28.5	30.6	38.0	32.1	31.5	29.9	32.5	32.9
4. Somewhat more than my parents	35.9	35.2	38.0	38.4	26.7	40.7	38.5	32.4	34.3	37.5	30.7	34.9	37.4	40.1	36.7	22.1
5. Much more than my parents	23.3	26.3	19.7	14.7	49.5	19.0	15.1	28.4	28.5	22.8	22.7	24.3	24.4	17.6	21.3	21.5
<i>Item 12050 Subject F01</i>	<i>N</i> 2524	1180	1239	1655	251	491	620	898	514	1952	419	1165	602	260	377	53
A17: Compared with your parents, what is the smallest amount that you could be content or satisfied to own?																
The least I could be content to own is . . .																
1. Much less than my parents	10.9	13.1	8.6	11.5	6.6	9.0	13.8	11.4	8.6	10.9	8.9	10.1	10.1	11.6	11.3	32.0
2. Somewhat less than my parents	26.7	26.8	27.7	32.5	14.6	25.5	32.3	23.6	26.7	28.4	23.7	27.6	25.9	25.5	28.1	27.1
3. About as much as my parents	39.9	36.5	43.2	40.7	38.7	44.9	38.5	39.5	37.8	39.8	41.8	40.1	39.8	43.0	40.0	23.6
4. Somewhat more than my parents	15.5	14.8	15.8	12.0	25.3	15.3	11.1	16.7	18.9	14.4	18.9	14.9	17.5	15.1	13.2	12.4
5. Much more than my parents	6.9	8.8	4.7	3.4	14.8	5.3	4.4	8.9	8.0	6.4	6.7	7.3	6.8	4.8	7.4	5.0
<i>Item 12060 Subject F01</i>	<i>N</i> 2511	1175	1233	1650	246	485	619	892	515	1943	418	1164	594	260	375	53
A18: These next questions ask your opinions about a number of different topics. How much do you agree or disagree with each statement below?																
A18A: We ought to worry about our own country and let the rest of the world take care of itself																
1. Disagree	19.2	17.7	20.3	16.7	22.9	15.2	17.5	21.9	20.5	20.1	12.9	21.6	18.0	17.6	14.4	14.8
2. Mostly disagree	23.4	23.7	23.5	24.6	19.6	24.0	25.7	19.7	26.6	24.7	17.9	24.5	23.2	22.3	21.8	25.0
3. Neither	19.0	17.2	20.7	19.9	13.0	18.3	19.6	20.2	17.1	19.3	17.6	19.4	20.6	15.5	18.4	11.8
4. Mostly agree	24.2	25.1	23.9	25.4	22.7	30.0	22.5	22.0	24.7	23.6	28.7	22.3	27.7	25.0	23.8	34.5
5. Agree	14.1	16.3	11.6	13.3	21.9	12.6	14.7	16.3	11.1	12.3	23.0	12.3	10.5	19.6	21.5	13.9
<i>Item 12070 Subject O03</i>	<i>N</i> 2525	1185	1239	1661	251	489	620	900	516	1958	419	1170	600	261	378	53

MONITORING THE FUTURE

QUESTIONNAIRE FORM 5 2005	TOTAL	SEX		RACE		REGION				COLLEGE PLANS?		ILLICIT DRUG USE: LIFETIME					
		M	F	White	Black	NE	NC	S	W	Yes	No	None	Mari- juana Only	Few Pills	More Pills	Any Her- oin	
<i>N (Weighted No. of Cases):</i>	2575	1197	1255	1684	252	509	629	912	525	1976	426	1182	610	264	382	54	
<i>% of Weighted Total:</i>	100.0	46.5	48.7	65.4	9.8	19.8	24.4	35.4	20.4	76.7	16.5	45.9	23.7	10.3	14.8	2.1	
A18B: It would be better if we all felt more like citizens of the world than of any particular country																	
1. Disagree	13.6	18.3	9.4	14.8	9.5	14.0	14.6	13.9	11.7	12.9	17.8	14.5	13.3	9.2	14.5	18.1	
2. Mostly disagree	12.8	14.1	12.0	14.7	6.3	15.6	12.5	11.7	12.1	13.1	12.3	12.5	12.0	11.9	14.2	21.0	
3. Neither	27.7	26.1	29.2	29.1	25.9	24.1	29.9	28.7	26.8	26.8	32.8	26.5	32.1	30.7	25.8	13.2	
4. Mostly agree	27.5	25.0	29.7	26.7	28.6	30.5	25.3	26.2	29.4	28.4	20.5	27.1	26.6	33.5	24.6	21.2	
5. Agree	18.5	16.5	19.7	14.7	29.7	15.8	17.7	19.5	20.0	18.7	16.6	19.3	16.0	14.8	20.9	26.5	
<i>Item 12080 Subject O03</i>	<i>N</i>	<i>2519</i>	<i>1183</i>	<i>1239</i>	<i>1662</i>	<i>250</i>	<i>489</i>	<i>618</i>	<i>896</i>	<i>516</i>	<i>1955</i>	<i>420</i>	<i>1166</i>	<i>601</i>	<i>261</i>	<i>375</i>	<i>53</i>
A18C: I find it hard to be sympathetic toward starving people in foreign lands, when there is so much trouble in our own country																	
1. Disagree	38.2	27.2	49.5	35.9	44.5	37.6	38.1	37.1	40.9	40.6	29.6	39.8	42.0	32.9	34.4	25.5	
2. Mostly disagree	24.2	24.4	24.7	26.2	18.2	23.6	27.7	22.0	24.5	25.8	18.8	26.1	22.8	23.3	21.6	22.8	
3. Neither	17.3	23.0	11.5	18.9	13.8	16.2	17.0	18.8	16.1	15.9	23.1	16.1	14.9	20.5	20.6	29.3	
4. Mostly agree	12.9	14.6	10.4	12.5	13.1	14.1	11.1	13.6	12.6	12.0	14.4	12.0	13.7	12.4	14.5	9.7	
5. Agree	7.4	10.8	3.8	6.5	10.4	8.5	6.1	8.5	5.8	5.6	14.1	6.0	6.5	11.0	9.0	12.6	
<i>Item 12090 Subject F03, O03</i>	<i>N</i>	<i>2515</i>	<i>1182</i>	<i>1237</i>	<i>1660</i>	<i>247</i>	<i>489</i>	<i>615</i>	<i>897</i>	<i>514</i>	<i>1953</i>	<i>419</i>	<i>1166</i>	<i>601</i>	<i>260</i>	<i>375</i>	<i>53</i>
A18D: Maybe some minority groups do get unfair treatment, but that's no business of mine																	
1. Disagree	41.1	32.6	50.2	35.6	49.5	41.4	37.0	38.6	50.0	44.5	28.6	43.7	44.0	37.5	34.8	26.4	
2. Mostly disagree	25.6	24.4	27.1	28.4	19.2	26.5	27.7	24.4	24.4	26.4	20.7	25.1	28.8	23.5	23.4	30.5	
3. Neither	17.9	22.1	13.5	19.5	14.8	16.1	18.6	20.1	15.1	16.5	26.1	17.6	14.5	21.1	22.7	18.6	
4. Mostly agree	9.0	12.2	5.5	9.6	7.6	10.6	7.5	10.0	7.5	7.8	12.7	8.1	8.0	9.8	11.0	10.7	
5. Agree	6.4	8.7	3.7	6.8	8.9	5.4	9.2	6.9	3.0	4.8	11.9	5.6	4.8	8.2	8.1	13.7	
<i>Item 12100 Subject N02, O03</i>	<i>N</i>	<i>2513</i>	<i>1180</i>	<i>1237</i>	<i>1659</i>	<i>248</i>	<i>489</i>	<i>618</i>	<i>892</i>	<i>514</i>	<i>1954</i>	<i>417</i>	<i>1166</i>	<i>601</i>	<i>260</i>	<i>373</i>	<i>53</i>
A18E: I get very upset when I see other people treated unfairly																	
1. Disagree	4.2	4.6	3.4	3.9	5.1	4.0	4.0	5.5	2.2	3.6	6.7	3.6	3.9	3.6	4.5	13.7	
2. Mostly disagree	5.2	7.9	2.6	5.8	3.9	8.1	4.7	4.7	3.9	4.4	9.9	4.2	4.5	7.8	8.3	4.0	
3. Neither	9.9	15.1	4.6	10.1	9.5	8.4	10.4	11.1	8.7	8.4	16.0	7.9	9.5	12.2	15.3	12.4	
4. Mostly agree	32.4	37.1	28.4	35.2	26.8	30.3	35.6	32.4	30.5	32.5	33.5	31.8	32.6	33.4	33.3	31.6	
5. Agree	48.3	35.4	60.9	45.0	54.7	49.1	45.2	46.3	54.7	51.2	33.9	52.5	49.4	42.9	38.6	38.3	
<i>Item 12110 Subject O03</i>	<i>N</i>	<i>2507</i>	<i>1177</i>	<i>1236</i>	<i>1652</i>	<i>250</i>	<i>488</i>	<i>615</i>	<i>891</i>	<i>514</i>	<i>1949</i>	<i>418</i>	<i>1167</i>	<i>599</i>	<i>259</i>	<i>371</i>	<i>52</i>
A18F: I would agree to a good plan to make a better life for the poor, even if it cost me money																	
1. Disagree	7.7	11.3	4.3	7.9	7.2	7.3	9.3	8.0	5.6	5.9	15.1	6.6	7.3	7.4	10.9	19.1	
2. Mostly disagree	10.6	12.4	9.0	11.9	8.9	14.8	8.8	11.0	8.1	10.5	12.6	9.0	10.4	11.3	14.7	18.9	
3. Neither	25.0	28.8	21.1	27.7	14.6	25.4	26.6	24.8	23.3	24.3	28.2	22.6	25.8	30.1	27.2	20.1	
4. Mostly agree	34.7	30.9	39.1	33.9	38.9	32.6	34.3	34.3	38.0	36.5	28.4	36.9	36.7	30.2	31.9	22.6	
5. Agree	21.9	16.6	26.4	18.6	30.5	19.9	21.1	21.8	25.0	22.8	15.6	24.9	19.8	21.0	15.4	19.3	
<i>Item 12120 Subject O03</i>	<i>N</i>	<i>2509</i>	<i>1178</i>	<i>1238</i>	<i>1652</i>	<i>251</i>	<i>487</i>	<i>615</i>	<i>892</i>	<i>515</i>	<i>1951</i>	<i>419</i>	<i>1167</i>	<i>600</i>	<i>261</i>	<i>371</i>	<i>52</i>
A18G: It's not really my problem if others are in trouble and need help																	
1. Disagree	39.1	30.6	47.0	36.0	44.6	36.7	35.2	40.0	44.4	42.0	27.0	43.3	39.0	35.5	29.6	29.9	
2. Mostly disagree	34.5	34.7	35.4	37.3	24.6	37.4	37.9	31.1	33.3	34.7	35.1	33.7	36.4	37.5	34.2	21.9	
3. Neither	15.8	20.2	11.5	16.8	15.0	15.1	16.3	16.5	15.0	15.1	19.9	13.8	15.7	16.9	22.6	17.4	
4. Mostly agree	7.1	9.6	4.5	6.9	7.3	7.7	7.2	7.8	5.1	5.9	11.1	6.3	6.4	6.6	10.0	10.5	
5. Agree	3.5	4.9	1.5	3.0	8.5	3.1	3.4	4.6	2.2	2.3	6.9	2.9	2.5	3.5	3.5	20.4	
<i>Item 12130 Subject O03</i>	<i>N</i>	<i>2510</i>	<i>1176</i>	<i>1238</i>	<i>1656</i>	<i>249</i>	<i>488</i>	<i>614</i>	<i>893</i>	<i>515</i>	<i>1951</i>	<i>420</i>	<i>1165</i>	<i>601</i>	<i>261</i>	<i>372</i>	<i>52</i>

QUESTIONNAIRE FORM 5 2005	TOTAL	SEX		RACE		REGION				COLLEGE PLANS?		ILLICIT DRUG USE: LIFETIME				
		M	F	White	Black	NE	NC	S	W	Yes	No	None	Mari- juana Only	Few Pills	More Pills	Any Her- oin
<i>N (Weighted No. of Cases):</i>	2575	1197	1255	1684	252	509	629	912	525	1976	426	1182	610	264	382	54
<i>% of Weighted Total:</i>	100.0	46.5	48.7	65.4	9.8	19.8	24.4	35.4	20.4	76.7	16.5	45.9	23.7	10.3	14.8	2.1
A18H: Americans could change their eating habits to provide more food for the hungry people in other parts of the world, and at the same time be healthier themselves																
1. Disagree	7.8	11.7	4.3	7.9	6.3	7.9	9.0	8.7	4.8	6.1	14.8	6.6	7.2	6.5	12.6	14.9
2. Mostly disagree	7.2	9.0	5.3	7.9	8.4	7.9	7.7	7.0	6.3	6.9	8.0	6.9	8.2	7.0	6.0	9.8
3. Neither	21.3	22.7	19.9	20.9	20.7	19.3	19.2	22.9	23.0	20.5	26.3	21.0	20.6	18.8	26.1	9.3
4. Mostly agree	29.2	28.2	30.7	31.4	26.6	32.6	31.6	28.3	24.8	30.0	25.7	29.4	31.2	31.4	26.6	21.2
5. Agree	34.4	28.5	39.8	31.9	37.9	32.4	32.4	33.1	41.1	36.5	25.2	36.1	32.9	36.4	28.5	44.8
<i>Item 12140 Subject F03, O03</i>	<i>N</i> 2509	1180	1237	1656	249	488	616	890	515	1952	420	1167	599	261	373	52
A18I: My family and I often buy things we really don't need; we could get along with much less (NOTE: This question was omitted in the questionnaires administered in California, beginning in 1997, due to state requirements.)																
1. Disagree	11.1	11.9	10.0	8.5	20.7	9.9	9.5	13.0	11.3	9.9	15.1	11.6	10.2	12.3	8.8	12.6
2. Mostly disagree	15.6	18.4	13.2	16.3	12.4	18.0	14.8	13.6	20.9	14.6	22.4	14.3	17.4	17.7	15.8	13.5
3. Neither	20.2	23.9	16.6	20.5	17.0	22.9	19.7	20.4	14.6	19.4	24.0	20.8	18.1	18.9	22.8	15.9
4. Mostly agree	31.8	28.4	35.5	33.9	26.8	31.8	34.3	30.4	30.2	34.1	22.8	33.7	32.7	30.1	27.7	30.1
5. Agree	21.3	17.3	24.6	20.8	23.1	17.4	21.8	22.6	23.1	22.1	15.8	19.5	21.7	21.1	24.9	27.9
<i>Item 10060 Subject F01</i>	<i>N</i> 2213	1037	1094	1563	231	486	616	890	220	1706	386	1025	526	228	338	47
A18J: Most people will have fuller and happier lives if they choose legal marriage rather than staying single, or just living with someone (NOTE: This question was omitted in the questionnaires administered in California, beginning in 1997, due to state requirements.)																
1. Disagree	18.3	12.5	24.3	15.5	25.5	19.4	16.7	17.4	23.4	17.8	19.1	17.1	19.9	18.3	19.9	18.1
2. Mostly disagree	12.5	11.0	13.9	12.6	12.6	13.5	11.5	11.6	16.8	12.4	13.2	11.0	12.8	18.2	13.6	7.4
3. Neither	32.1	32.2	31.7	32.0	33.2	35.9	31.0	32.1	26.6	31.8	34.5	31.0	31.1	31.5	35.5	38.9
4. Mostly agree	18.0	22.8	13.7	18.6	17.3	19.8	19.6	16.7	15.1	17.9	18.7	19.0	20.7	15.1	13.7	10.7
5. Agree	19.1	21.6	16.4	21.3	11.5	11.3	21.2	22.2	18.1	20.0	14.5	21.9	15.6	16.8	17.3	24.9
<i>Item 12150 Subject D03</i>	<i>N</i> 2218	1040	1095	1566	232	488	616	894	220	1707	388	1028	527	228	337	47
A18K: Parents should encourage just as much independence in their daughters as in their sons																
1. Disagree	3.8	6.8	1.1	3.5	3.0	2.3	5.1	4.3	2.8	2.9	7.8	3.0	2.4	7.4	5.5	4.9
2. Mostly disagree	5.9	9.8	2.1	5.8	6.8	5.2	6.4	7.1	3.6	5.3	8.8	5.7	5.4	5.8	7.4	7.0
3. Neither	11.0	16.9	4.8	10.5	11.0	10.1	10.5	12.6	9.7	9.5	16.6	10.1	11.5	9.8	13.3	7.5
4. Mostly agree	23.6	28.8	19.2	24.2	16.6	24.2	22.3	23.7	24.6	24.4	19.9	24.2	22.7	23.5	24.6	26.8
5. Agree	55.7	37.8	72.7	56.1	62.6	58.1	55.6	52.3	59.4	58.0	46.9	57.0	58.0	53.5	49.1	53.8
<i>Item 12160 Subject D05</i>	<i>N</i> 2507	1179	1234	1655	248	487	616	892	513	1950	419	1166	600	261	371	52
A18L: Being a mother and raising children is one of the most fulfilling experiences a woman can have																
1. Disagree	4.8	4.7	4.6	4.2	4.5	4.4	5.4	4.2	5.5	4.1	6.3	4.4	4.5	3.8	5.3	13.6
2. Mostly disagree	4.4	3.7	5.0	4.7	1.5	6.0	3.6	3.4	5.6	4.3	5.1	5.3	3.4	6.0	2.4	4.2
3. Neither	28.7	43.1	15.4	32.6	20.8	26.8	30.7	29.3	26.9	28.0	33.7	25.4	29.8	29.0	38.2	28.0
4. Mostly agree	28.2	23.7	32.3	28.5	27.5	32.8	29.8	24.0	29.3	29.3	23.0	30.0	26.0	27.5	26.1	26.1
5. Agree	33.9	24.8	42.6	30.0	45.7	30.1	30.5	39.0	32.7	34.2	31.9	34.9	36.3	33.8	28.0	28.2
<i>Item 12170 Subject D05</i>	<i>N</i> 2504	1172	1238	1652	248	486	615	892	512	1947	419	1165	597	261	372	52
A18M: Most fathers should spend more time with their children than they do now																
1. Disagree	2.2	3.1	1.1	1.5	3.0	3.1	1.8	1.8	2.4	1.6	3.8	2.0	2.7	0.7	2.0	3.3
2. Mostly disagree	2.6	3.0	1.7	3.0	2.9	3.4	3.1	2.4	1.6	2.2	4.2	2.6	1.9	4.0	2.6	3.4
3. Neither	17.6	20.1	15.6	20.8	6.7	21.1	19.6	16.9	13.0	18.1	16.5	17.0	17.3	18.0	20.4	10.3
4. Mostly agree	34.3	36.2	33.8	37.1	21.0	36.7	34.7	30.0	39.2	34.6	34.5	34.4	33.4	31.8	38.9	45.7
5. Agree	43.3	37.5	47.8	37.6	66.5	35.6	40.7	48.9	43.9	43.5	41.0	44.0	44.7	45.6	36.1	37.2
<i>Item 12180 Subject D05</i>	<i>N</i> 2503	1175	1236	1651	248	487	616	887	514	1948	419	1164	599	261	371	51

QUESTIONNAIRE FORM 5 2005	TOTAL	SEX		RACE		REGION				COLLEGE PLANS?		ILLICIT DRUG USE: LIFETIME				
		M	F	White	Black	NE	NC	S	W	Yes	No	None	Mari- juana Only	Few Pills	More Pills	Any Her- oin
<i>N (Weighted No. of Cases):</i>	2575	1197	1255	1684	252	509	629	912	525	1976	426	1182	610	264	382	54
<i>% of Weighted Total:</i>	100.0	46.5	48.7	65.4	9.8	19.8	24.4	35.4	20.4	76.7	16.5	45.9	23.7	10.3	14.8	2.1
A18N: The husband should make all the important decisions in the family (NOTE: This question was omitted in the questionnaires administered in California, beginning in 1997, due to state requirements.)																
1. Disagree	46.7	25.7	68.0	47.0	46.2	55.3	43.0	43.0	53.2	50.0	34.6	50.7	48.5	46.3	37.1	30.4
2. Mostly disagree	20.2	23.2	17.5	21.3	19.6	16.7	21.7	20.9	21.3	21.4	17.3	21.1	18.8	19.3	23.6	10.0
3. Neither	19.0	29.2	9.1	18.6	18.6	17.2	19.4	21.1	13.3	16.7	29.5	15.2	18.8	18.1	27.6	32.8
4. Mostly agree	8.3	12.1	4.3	7.8	8.1	7.3	8.8	8.9	7.2	7.4	10.6	8.4	8.4	9.7	5.4	12.0
5. Agree	5.7	9.8	1.1	5.2	7.5	3.5	7.1	6.2	5.1	4.6	8.0	4.6	5.4	6.6	6.2	14.9
<i>Item 12190 Subject D05</i>	<i>N</i> 2210	1037	1094	1562	231	486	614	891	220	1703	387	1027	526	228	335	46
A19: Some people think about what's going on in government very often, and others are not that interested. How much of an interest do you take in government and current events?																
1. No interest at all	7.3	7.7	6.2	5.9	11.8	7.7	8.4	7.8	4.8	5.9	13.0	7.2	7.3	6.5	6.7	12.9
2. Very little interest	21.0	16.9	24.9	21.2	22.9	24.9	20.0	20.3	19.4	19.9	25.5	19.6	23.6	19.3	21.0	28.5
3. Some interest	43.9	43.7	44.3	42.9	50.6	41.3	47.0	44.6	41.5	43.6	44.6	43.7	43.2	48.0	43.2	36.0
4. A lot of interest	19.9	21.8	18.3	21.6	9.9	19.8	16.7	19.7	24.1	22.0	12.1	20.8	20.3	19.7	18.1	18.6
5. A very great interest	8.0	9.9	6.2	8.5	4.9	6.2	7.9	7.7	10.2	8.6	4.7	8.7	5.6	6.6	11.0	4.1
<i>Item 6330 Subject H01, Q08</i>	<i>N</i> 2506	1177	1236	1654	246	488	617	887	514	1951	416	1167	599	259	375	51
A20: If you have at least an average income in the future, how likely is it that you will contribute money to the following organizations? If you have already contributed, mark the last circle only.																
Are you likely to contribute to . . .																
A20A: The United Fund or other community charities?																
1. Definitely not	7.0	10.6	3.5	7.3	4.2	8.1	7.6	6.0	7.2	5.1	14.6	5.5	6.9	5.1	10.6	20.8
2. Probably not	16.2	20.3	12.1	16.9	13.5	16.7	16.3	17.1	14.1	15.4	19.4	15.0	13.2	18.5	21.5	20.8
3. Don't know	44.1	43.6	45.1	46.5	39.3	44.0	45.3	42.5	45.7	44.0	45.1	42.5	49.4	42.4	44.6	40.3
4. Probably will	23.5	19.0	28.1	21.8	30.3	21.9	22.3	24.0	25.6	25.4	16.1	26.6	23.0	27.6	15.7	6.0
5. Definitely will	3.9	2.4	5.3	2.9	6.9	4.4	3.7	3.9	3.8	4.3	1.9	5.2	2.3	3.4	2.6	2.6
6. Already have	5.2	4.1	5.9	4.6	5.9	4.9	4.8	6.5	3.7	5.8	3.0	5.1	5.3	3.0	5.0	9.5
<i>Item 12200 Subject O02</i>	<i>N</i> 2498	1170	1237	1653	247	486	611	890	511	1945	416	1164	596	259	373	52
A20B: International relief organizations (CARE, UNICEF, etc.)?																
1. Definitely not	7.3	11.8	3.1	7.9	4.9	7.4	8.5	7.1	6.2	5.4	15.5	6.1	7.7	6.0	9.6	21.0
2. Probably not	14.3	19.2	9.3	15.6	11.6	15.0	15.5	15.5	10.0	13.6	17.1	12.4	13.4	15.8	19.4	16.2
3. Don't know	37.2	37.5	37.4	37.6	44.8	34.1	36.5	40.2	36.0	36.8	39.1	34.4	44.3	36.2	36.6	35.9
4. Probably will	27.6	21.5	33.2	26.9	25.0	30.5	24.8	26.6	29.9	29.1	21.8	30.6	24.2	33.0	22.6	10.8
5. Definitely will	6.4	4.4	8.2	4.9	9.7	7.0	6.1	5.1	8.5	7.1	2.5	8.7	5.3	3.6	2.5	3.8
6. Already have	7.2	5.7	8.8	7.2	4.0	6.1	8.6	5.5	9.4	8.0	4.1	7.7	5.1	5.4	9.3	12.2
<i>Item 12210 Subject O02</i>	<i>N</i> 2494	1169	1234	1650	247	485	611	889	509	1943	416	1162	594	259	372	52
A20C: Minority group organizations (NAACP, SCLC, etc.)?																
1. Definitely not	14.4	21.3	8.1	18.4	2.3	16.0	17.5	14.2	9.4	12.9	22.5	13.1	12.2	12.3	22.1	30.3
2. Probably not	22.8	24.8	21.0	26.8	8.0	25.4	21.8	23.8	19.7	23.6	19.9	21.6	21.8	28.8	25.0	23.0
3. Don't know	38.5	35.3	41.3	41.3	25.1	37.1	41.5	35.9	40.8	39.2	36.4	38.9	40.6	38.6	35.2	30.0
4. Probably will	16.4	11.4	21.0	11.1	36.0	13.2	13.9	18.0	19.7	16.2	15.1	17.8	18.5	13.1	10.7	5.7
5. Definitely will	5.7	4.8	6.8	1.6	20.6	7.0	3.3	5.7	7.5	5.8	4.8	7.0	5.1	4.6	4.0	2.8
6. Already have	2.2	2.4	1.8	0.8	7.9	1.4	2.0	2.3	2.9	2.4	1.3	1.6	1.8	2.6	2.9	8.2
<i>Item 12220 Subject N02, O02</i>	<i>N</i> 2488	1168	1232	1647	246	483	610	887	509	1939	413	1159	596	259	369	51

QUESTIONNAIRE FORM 5 2005	TOTAL	SEX		RACE		REGION				COLLEGE PLANS?		ILLICIT DRUG USE: LIFETIME					
		M	F	White	Black	NE	NC	S	W	Yes	No	None	Mari- juana Only	Few Pills	More Pills	Any Her- oin	
<i>N (Weighted No. of Cases):</i>	2575	1197	1255	1684	252	509	629	912	525	1976	426	1182	610	264	382	54	
<i>% of Weighted Total:</i>	100.0	46.5	48.7	65.4	9.8	19.8	24.4	35.4	20.4	76.7	16.5	45.9	23.7	10.3	14.8	2.1	
A20D: Church or religious organizations?																	
1. Definitely not	11.9	14.6	9.4	12.8	2.4	14.1	11.4	7.8	17.6	10.2	20.4	9.2	10.5	13.1	19.4	29.9	
2. Probably not	11.5	12.9	10.5	12.4	4.7	14.7	11.3	8.4	14.2	11.0	12.8	8.2	15.8	16.6	11.1	12.4	
3. Don't know	17.1	18.1	15.6	17.6	12.4	18.0	17.3	16.1	17.9	16.1	20.6	16.6	17.0	12.0	19.9	21.0	
4. Probably will	21.9	21.2	22.4	20.9	28.5	21.7	21.6	23.8	19.0	22.4	21.5	22.0	23.2	26.2	20.0	5.6	
5. Definitely will	14.6	12.0	17.5	13.1	30.7	12.9	12.4	19.3	10.8	15.3	9.7	19.2	12.2	8.3	10.4	4.9	
6. Already have	22.9	21.3	24.5	23.0	21.4	18.6	25.9	24.6	20.4	25.0	15.0	24.8	21.3	23.7	19.1	26.3	
<i>Item 12230 Subject G, O02</i>	<i>N</i>	<i>2484</i>	<i>1165</i>	<i>1228</i>	<i>1646</i>	<i>242</i>	<i>480</i>	<i>608</i>	<i>886</i>	<i>509</i>	<i>1932</i>	<i>416</i>	<i>1155</i>	<i>592</i>	<i>259</i>	<i>372</i>	<i>52</i>
A20E: Political parties or organizations?																	
1. Definitely not	21.5	23.3	19.8	21.1	16.2	24.1	22.7	18.6	22.6	19.6	30.5	19.4	19.5	22.5	28.4	34.7	
2. Probably not	25.9	23.3	28.9	26.4	25.6	30.1	23.3	25.3	25.8	26.0	25.7	24.9	25.5	33.9	25.3	23.3	
3. Don't know	34.4	33.2	34.6	33.0	39.2	29.8	36.1	35.1	35.4	34.8	31.1	36.9	38.6	27.4	25.0	23.7	
4. Probably will	12.5	13.2	12.3	13.8	12.3	11.1	11.6	14.2	11.9	13.4	8.6	13.3	10.6	13.7	13.2	15.2	
5. Definitely will	3.2	3.8	2.7	3.3	5.0	3.2	3.5	3.5	2.4	3.4	1.9	3.7	3.2	0.6	3.1	-	
6. Already have	2.6	3.3	1.7	2.4	1.9	1.7	2.9	3.2	2.0	2.7	2.2	1.9	2.6	1.9	4.9	3.2	
<i>Item 12240 Subject H05, O02</i>	<i>N</i>	<i>2483</i>	<i>1165</i>	<i>1230</i>	<i>1644</i>	<i>243</i>	<i>480</i>	<i>608</i>	<i>886</i>	<i>509</i>	<i>1937</i>	<i>411</i>	<i>1156</i>	<i>594</i>	<i>254</i>	<i>373</i>	<i>52</i>
A20F: Citizen lobbies (Common Cause, Public Citizen, etc.)?																	
1. Definitely not	13.8	17.2	10.9	14.3	10.7	14.2	15.2	12.5	14.0	11.9	22.7	12.4	11.4	14.4	20.6	24.7	
2. Probably not	23.6	23.0	24.7	24.9	19.7	25.9	19.5	24.8	24.1	24.6	21.1	23.3	23.6	25.4	23.8	28.2	
3. Don't know	48.5	44.9	51.4	48.9	50.2	46.3	52.7	47.2	47.8	49.4	43.1	49.5	53.5	45.5	41.2	28.7	
4. Probably will	10.8	10.8	10.5	9.6	12.9	10.9	9.8	11.5	10.7	10.9	10.0	11.6	8.9	12.6	9.8	11.2	
5. Definitely will	2.3	2.6	1.9	1.6	4.7	1.6	1.6	2.9	2.5	2.2	2.0	2.2	1.7	1.7	2.9	1.4	
6. Already have	1.1	1.5	0.6	0.7	1.8	1.1	1.2	1.1	0.9	1.0	1.0	0.9	0.8	0.4	1.5	5.8	
<i>Item 12250 Subject H05, I02, O02</i>	<i>N</i>	<i>2486</i>	<i>1163</i>	<i>1233</i>	<i>1644</i>	<i>246</i>	<i>483</i>	<i>608</i>	<i>885</i>	<i>509</i>	<i>1935</i>	<i>416</i>	<i>1156</i>	<i>595</i>	<i>258</i>	<i>370</i>	<i>52</i>
A20G: Charities to help fight diseases (cancer, heart disease, etc.)?																	
1. Definitely not	4.2	6.5	1.7	3.8	5.3	4.1	5.2	4.0	3.2	2.9	9.2	3.6	3.9	3.3	4.9	13.5	
2. Probably not	4.3	7.0	1.7	4.5	3.7	2.7	4.2	5.6	3.5	3.5	6.2	3.5	4.8	5.1	4.4	8.5	
3. Don't know	15.5	20.1	10.7	15.1	14.5	12.5	17.6	16.1	14.8	14.5	18.6	14.5	16.8	19.0	13.7	15.1	
4. Probably will	35.2	35.5	35.2	38.1	29.0	35.0	37.3	34.2	34.8	35.8	35.3	34.6	35.4	34.9	37.3	32.3	
5. Definitely will	25.6	18.8	32.5	23.2	32.8	28.8	20.4	25.0	30.0	26.8	19.7	29.2	23.0	23.2	23.0	15.7	
6. Already have	15.2	12.1	18.1	15.3	14.7	17.0	15.3	15.0	13.7	16.5	10.9	14.6	16.3	14.4	16.7	14.9	
<i>Item 12260 Subject O02</i>	<i>N</i>	<i>2490</i>	<i>1169</i>	<i>1230</i>	<i>1648</i>	<i>246</i>	<i>483</i>	<i>609</i>	<i>889</i>	<i>509</i>	<i>1939</i>	<i>415</i>	<i>1160</i>	<i>593</i>	<i>259</i>	<i>373</i>	<i>50</i>
A20H: Organizations concerned with population problems (Planned Parenthood, ZPG, etc.)?																	
1. Definitely not	12.7	17.6	8.2	14.1	7.7	13.5	13.8	12.4	11.4	11.6	17.9	11.9	11.1	11.5	17.5	25.5	
2. Probably not	19.6	23.3	16.7	20.4	17.5	22.1	19.6	20.0	16.6	19.7	20.3	18.5	19.1	25.6	20.8	13.4	
3. Don't know	42.2	40.7	43.4	42.5	42.7	37.4	43.9	45.7	38.6	43.6	37.4	44.2	45.9	36.2	35.0	41.0	
4. Probably will	17.5	12.6	21.9	17.0	19.8	19.5	16.3	14.8	21.8	17.7	16.2	19.2	15.2	19.1	16.2	10.5	
5. Definitely will	5.9	4.2	7.4	4.5	10.6	6.1	4.0	5.8	8.1	5.7	5.4	4.8	7.1	4.6	7.5	3.1	
6. Already have	2.1	1.7	2.4	1.4	1.6	1.4	2.3	1.4	3.6	1.8	2.8	1.4	1.6	3.0	3.0	6.5	
<i>Item 12270 Subject E01, O02</i>	<i>N</i>	<i>2491</i>	<i>1167</i>	<i>1234</i>	<i>1650</i>	<i>245</i>	<i>482</i>	<i>611</i>	<i>889</i>	<i>509</i>	<i>1940</i>	<i>416</i>	<i>1164</i>	<i>593</i>	<i>258</i>	<i>371</i>	<i>51</i>
A20I: Organizations concerned with environmental problems (Sierra Club, Friends of the Earth, etc.)?																	
1. Definitely not	11.4	16.6	6.7	12.3	9.7	10.9	12.7	11.2	10.6	10.3	16.7	10.6	9.3	7.4	18.2	22.1	
2. Probably not	19.3	21.7	17.6	21.0	18.3	21.9	19.0	19.7	16.7	18.9	22.0	18.6	19.1	22.5	20.9	10.4	
3. Don't know	38.3	35.5	40.9	37.7	41.7	36.5	39.6	38.9	37.7	39.2	34.2	39.9	43.4	36.1	27.6	38.0	
4. Probably will	19.6	16.4	22.4	19.2	19.8	20.5	17.9	19.8	20.5	19.7	18.6	19.4	18.1	23.1	21.1	14.7	
5. Definitely will	8.5	7.2	9.8	7.2	7.9	8.3	7.0	8.0	11.4	8.9	6.8	8.6	7.9	8.2	9.5	7.7	
6. Already have	2.8	2.6	2.6	2.6	2.6	1.9	3.9	2.4	3.0	2.9	1.8	2.8	2.2	2.6	2.7	7.1	
<i>Item 12280 Subject F04, O02</i>	<i>N</i>	<i>2493</i>	<i>1167</i>	<i>1235</i>	<i>1654</i>	<i>243</i>	<i>484</i>	<i>611</i>	<i>886</i>	<i>512</i>	<i>1943</i>	<i>416</i>	<i>1161</i>	<i>594</i>	<i>259</i>	<i>372</i>	<i>52</i>

QUESTIONNAIRE FORM 5 2005	TOTAL	SEX		RACE		REGION				COLLEGE PLANS?		ILLICIT DRUG USE: LIFETIME					
		M	F	White	Black	NE	NC	S	W	Yes	No	None	Mari- juana Only	Few Pills	More Pills	Any Her- oin	
<i>N (Weighted No. of Cases):</i>	2575	1197	1255	1684	252	509	629	912	525	1976	426	1182	610	264	382	54	
<i>% of Weighted Total:</i>	100.0	46.5	48.7	65.4	9.8	19.8	24.4	35.4	20.4	76.7	16.5	45.9	23.7	10.3	14.8	2.1	
A23B: Eat at least some green vegetables?																	
1. Never	3.1	3.8	2.3	2.4	6.4	2.6	3.2	4.4	1.2	2.4	5.2	3.2	1.5	3.2	4.0	13.5	
2. Seldom	9.2	9.6	8.9	8.4	14.4	6.5	10.7	10.5	7.6	8.5	12.1	8.0	8.5	12.3	12.3	8.6	
3. Sometimes	26.0	24.4	27.1	24.1	31.7	30.1	22.7	26.9	24.7	24.9	29.4	24.1	29.0	25.8	25.7	21.9	
4. Most days	25.7	27.5	23.9	25.9	25.0	25.2	29.6	26.3	20.7	25.6	25.9	26.0	27.2	22.5	24.7	26.7	
5. Nearly every day	18.4	18.2	18.5	20.2	11.8	21.4	15.7	15.2	24.1	19.8	12.5	19.3	18.0	18.6	16.2	14.8	
6. Every day	17.6	16.5	19.4	18.9	10.7	14.2	18.2	16.7	21.6	18.9	14.9	19.4	15.8	17.5	17.0	14.6	
<i>Item 20750 Subject T02</i>	<i>N</i>	<i>2529</i>	<i>1188</i>	<i>1253</i>	<i>1676</i>	<i>249</i>	<i>501</i>	<i>617</i>	<i>895</i>	<i>516</i>	<i>1969</i>	<i>425</i>	<i>1180</i>	<i>608</i>	<i>262</i>	<i>376</i>	<i>53</i>
A23C: Eat at least some fruit?																	
1. Never	1.6	2.2	0.8	1.0	3.1	1.1	1.1	2.6	0.9	1.2	2.3	1.5	1.3	0.9	2.0	6.7	
2. Seldom	6.1	5.9	6.5	6.1	7.3	6.2	4.7	7.6	4.9	6.0	6.5	5.7	6.9	4.2	7.2	6.1	
3. Sometimes	26.1	27.2	24.7	25.2	33.2	26.7	26.5	28.6	20.8	24.3	32.0	23.1	29.5	30.5	24.1	23.0	
4. Most days	25.8	26.4	25.8	25.3	28.9	29.0	25.5	25.4	23.7	25.8	27.0	25.7	25.9	24.6	27.8	24.6	
5. Nearly every day	20.5	19.2	21.5	21.0	16.0	20.7	20.4	18.4	24.4	21.8	16.3	21.2	19.1	21.0	21.6	19.5	
6. Every day	19.9	19.2	20.7	21.4	11.6	16.2	21.8	17.5	25.4	21.0	15.9	22.8	17.3	18.8	17.4	20.1	
<i>Item 20760 Subject T02</i>	<i>N</i>	<i>2514</i>	<i>1185</i>	<i>1243</i>	<i>1665</i>	<i>249</i>	<i>498</i>	<i>615</i>	<i>889</i>	<i>514</i>	<i>1956</i>	<i>424</i>	<i>1171</i>	<i>606</i>	<i>260</i>	<i>378</i>	<i>53</i>
A23D: Exercise vigorously (jogging, swimming, calisthenics, or any other active sports)?																	
1. Never	5.0	3.8	5.8	3.5	10.8	3.5	3.8	5.8	6.7	4.2	7.6	5.3	3.8	4.8	5.8	6.0	
2. Seldom	15.6	10.2	20.8	15.7	17.7	18.6	16.0	16.5	10.8	14.4	19.4	16.1	13.2	15.5	18.5	9.5	
3. Sometimes	24.8	20.1	29.2	24.6	16.4	26.6	21.6	26.7	23.6	24.0	29.4	25.3	24.5	22.6	22.8	36.4	
4. Most days	18.9	21.0	16.4	20.1	15.2	18.6	20.0	18.5	18.3	20.1	13.2	17.6	19.0	22.0	20.5	16.6	
5. Nearly every day	17.3	19.8	15.7	18.1	18.7	17.5	18.2	16.5	17.6	18.1	14.7	18.0	18.8	15.9	15.3	16.3	
6. Every day	18.3	25.1	12.0	18.0	21.2	15.2	20.4	16.0	22.9	19.2	15.7	17.7	20.8	19.1	16.9	15.2	
<i>Item 20770 Subject T02</i>	<i>N</i>	<i>2524</i>	<i>1189</i>	<i>1252</i>	<i>1676</i>	<i>248</i>	<i>499</i>	<i>616</i>	<i>895</i>	<i>515</i>	<i>1969</i>	<i>424</i>	<i>1178</i>	<i>608</i>	<i>262</i>	<i>377</i>	<i>51</i>
A23E: Get at least seven hours of sleep?																	
1. Never	5.6	5.5	5.5	5.4	5.1	7.0	6.1	4.6	5.2	5.0	6.9	3.7	5.0	6.8	9.3	14.5	
2. Seldom	18.4	17.3	20.0	18.9	19.0	18.7	21.8	18.8	13.5	17.8	21.0	16.9	18.7	17.1	22.8	26.1	
3. Sometimes	24.0	22.8	25.4	22.9	24.2	22.3	24.0	23.2	27.0	23.8	26.4	21.9	28.0	26.9	24.2	22.6	
4. Most days	21.4	22.8	20.2	22.2	16.5	23.6	19.0	23.0	19.5	22.4	16.8	23.3	19.0	18.7	22.6	19.8	
5. Nearly every day	17.8	18.4	17.4	19.1	16.7	17.9	16.7	17.2	20.4	18.4	15.9	19.1	19.2	17.7	12.4	11.4	
6. Every day	12.7	13.3	11.5	11.5	18.5	10.5	12.5	13.2	14.4	12.6	12.9	15.1	10.1	12.8	8.7	5.6	
<i>Item 20780 Subject T02</i>	<i>N</i>	<i>2526</i>	<i>1191</i>	<i>1252</i>	<i>1678</i>	<i>248</i>	<i>499</i>	<i>616</i>	<i>896</i>	<i>515</i>	<i>1969</i>	<i>425</i>	<i>1180</i>	<i>608</i>	<i>262</i>	<i>377</i>	<i>52</i>
A23F: Get less sleep than you think you should?																	
1. Never	5.2	4.4	5.4	4.2	8.7	3.9	3.9	6.0	6.8	4.5	7.1	6.0	4.6	3.6	4.1	7.4	
2. Seldom	12.6	13.6	11.3	12.3	13.5	11.4	13.7	12.9	11.6	12.1	13.4	12.6	14.9	14.5	8.5	-	
3. Sometimes	23.7	23.6	23.5	22.7	24.4	21.2	19.9	26.1	26.6	23.7	25.0	25.7	21.5	24.2	21.9	16.8	
4. Most days	20.2	20.7	20.0	20.7	20.5	22.2	21.3	19.0	19.0	20.4	18.2	19.9	20.3	18.3	21.6	29.2	
5. Nearly every day	20.2	18.0	22.7	22.1	17.8	21.3	22.1	18.4	20.2	21.7	13.6	20.5	21.8	19.1	18.8	17.8	
6. Every day	18.0	19.7	17.0	18.2	15.1	20.0	19.2	17.5	15.8	17.5	22.9	15.2	16.9	20.3	25.2	28.8	
<i>Item 20790 Subject T02</i>	<i>N</i>	<i>2528</i>	<i>1190</i>	<i>1253</i>	<i>1678</i>	<i>250</i>	<i>498</i>	<i>618</i>	<i>897</i>	<i>514</i>	<i>1971</i>	<i>423</i>	<i>1181</i>	<i>608</i>	<i>262</i>	<i>378</i>	<i>52</i>
A24: These questions are about whether you think women are discriminated against in each of the following areas.																	
To what extent are women discriminated against . . .																	
A24A: In getting a college education?																	
1. Not at all	38.0	47.9	28.8	40.0	31.5	36.6	39.4	37.0	39.5	38.5	38.0	35.5	39.4	37.0	44.6	37.0	
2. Very little	29.8	23.2	37.3	32.7	20.3	31.8	31.3	27.8	29.7	32.2	21.7	32.6	27.1	28.4	29.2	29.3	
3. Some	14.3	10.2	18.6	13.6	17.5	16.7	14.0	13.9	13.2	13.6	17.4	14.2	16.3	16.9	10.9	7.0	
4. A good deal	2.7	2.4	2.5	1.3	8.9	2.6	2.1	3.1	2.8	2.3	2.9	2.7	3.3	2.1	1.1	-	
5. A great deal	2.5	2.2	2.1	1.6	5.4	1.9	2.2	3.7	1.7	2.2	2.1	2.4	2.1	2.0	2.7	10.9	
8. Don't know	12.6	14.1	10.8	10.7	16.4	10.4	11.1	14.5	13.0	11.3	17.9	12.5	11.9	13.6	11.5	15.9	
<i>Item 12290 Subject D06</i>	<i>N</i>	<i>2526</i>	<i>1190</i>	<i>1253</i>	<i>1678</i>	<i>249</i>	<i>500</i>	<i>617</i>	<i>894</i>	<i>516</i>	<i>1970</i>	<i>424</i>	<i>1180</i>	<i>607</i>	<i>264</i>	<i>375</i>	<i>54</i>

MONITORING THE FUTURE

QUESTIONNAIRE FORM 5 2005	TOTAL	SEX		RACE		REGION				COLLEGE PLANS?		ILLICIT DRUG USE: LIFETIME					
		M	F	White	Black	NE	NC	S	W	Yes	No	None	Mari- juana Only	Few Pills	More Pills	Any Her- oin	
<i>N (Weighted No. of Cases):</i>	2575	1197	1255	1684	252	509	629	912	525	1976	426	1182	610	264	382	54	
<i>% of Weighted Total:</i>	100.0	46.5	48.7	65.4	9.8	19.8	24.4	35.4	20.4	76.7	16.5	45.9	23.7	10.3	14.8	2.1	
A24B: In gaining positions of leadership over men and women?																	
1. Not at all	8.4	12.9	3.8	9.3	4.4	7.1	9.3	10.0	5.9	7.6	12.8	7.7	7.6	7.3	11.6	17.2	
2. Very little	12.9	16.8	9.2	13.8	8.0	12.1	13.8	11.0	16.2	12.7	13.1	12.0	15.2	10.1	12.7	22.0	
3. Some	35.2	34.4	36.3	37.5	31.4	37.2	36.7	34.8	32.3	35.3	35.1	37.2	31.2	38.4	31.8	37.9	
4. A good deal	22.3	18.0	27.1	22.2	22.0	23.9	18.8	22.7	24.4	23.7	16.4	21.6	25.2	24.3	22.5	5.7	
5. A great deal	12.8	6.8	18.2	10.0	23.4	12.4	12.2	13.0	13.5	13.2	11.2	13.6	12.5	10.6	13.5	8.8	
8. Don't know	8.3	11.1	5.3	7.3	10.8	7.3	9.3	8.5	7.7	7.4	11.4	7.9	8.3	9.3	8.0	8.5	
<i>Item 12300 Subject D06</i>	<i>N</i>	<i>2522</i>	<i>1187</i>	<i>1252</i>	<i>1673</i>	<i>250</i>	<i>498</i>	<i>616</i>	<i>893</i>	<i>515</i>	<i>1967</i>	<i>423</i>	<i>1177</i>	<i>606</i>	<i>264</i>	<i>375</i>	<i>54</i>
A24C: In obtaining executive positions in business?																	
1. Not at all	11.4	16.5	6.4	12.0	6.3	8.5	11.7	13.0	11.2	10.2	16.9	10.8	10.0	9.6	15.8	21.1	
2. Very little	14.6	17.5	12.1	16.2	9.9	14.7	14.3	14.5	14.8	14.3	15.5	13.4	15.0	14.4	16.9	21.7	
3. Some	32.2	30.5	34.4	33.5	30.1	37.3	32.8	29.9	30.5	32.4	33.7	33.7	31.9	35.3	26.8	23.1	
4. A good deal	21.0	16.6	25.5	20.7	21.2	22.5	19.9	19.3	24.0	22.8	12.9	20.6	23.3	21.8	19.8	14.7	
5. A great deal	9.2	4.8	13.0	6.8	17.6	8.4	7.9	10.9	8.3	9.6	7.1	9.7	9.2	5.9	10.2	9.1	
8. Don't know	11.6	14.1	8.6	10.8	14.9	8.7	13.4	12.3	11.2	10.6	14.0	11.8	10.6	13.0	10.6	10.2	
<i>Item 12310 Subject D06</i>	<i>N</i>	<i>2519</i>	<i>1189</i>	<i>1248</i>	<i>1673</i>	<i>248</i>	<i>494</i>	<i>616</i>	<i>893</i>	<i>516</i>	<i>1968</i>	<i>422</i>	<i>1179</i>	<i>606</i>	<i>264</i>	<i>372</i>	<i>53</i>
A24D: In obtaining top jobs in the professions?																	
1. Not at all	13.6	19.3	7.9	14.2	7.7	11.2	12.6	15.5	13.6	12.4	18.0	13.5	11.6	10.9	17.5	25.2	
2. Very little	16.7	19.3	14.6	18.5	11.8	18.2	17.7	14.4	18.3	17.2	15.5	15.5	17.8	15.5	19.4	17.9	
3. Some	31.0	28.8	33.1	32.2	31.2	31.9	33.0	31.0	27.7	30.9	33.2	32.0	32.4	33.9	25.9	20.3	
4. A good deal	19.0	14.7	23.3	17.8	22.0	21.7	18.0	17.0	20.9	20.5	11.9	18.5	19.8	22.9	16.8	17.6	
5. A great deal	9.0	4.7	12.7	7.3	13.5	7.8	7.4	10.9	8.5	9.1	7.6	9.8	8.0	4.6	10.7	10.6	
8. Don't know	10.7	13.1	8.4	9.9	13.7	9.2	11.1	11.2	11.0	9.9	13.7	10.8	10.5	12.1	9.7	8.5	
<i>Item 12320 Subject D06</i>	<i>N</i>	<i>2525</i>	<i>1190</i>	<i>1250</i>	<i>1675</i>	<i>249</i>	<i>497</i>	<i>618</i>	<i>893</i>	<i>516</i>	<i>1968</i>	<i>424</i>	<i>1179</i>	<i>607</i>	<i>264</i>	<i>375</i>	<i>54</i>
A24E: In getting skilled labor jobs?																	
1. Not at all	12.8	18.2	7.9	13.8	8.4	10.4	14.0	14.8	10.1	11.8	17.4	12.9	11.8	10.4	15.5	22.0	
2. Very little	17.1	18.2	15.9	17.6	13.1	16.9	16.7	16.9	18.2	17.3	16.1	18.8	15.2	17.8	14.8	7.4	
3. Some	30.2	26.8	33.8	31.5	26.9	31.9	33.4	27.1	30.3	30.7	31.6	30.8	29.4	28.9	32.8	23.9	
4. A good deal	17.1	14.8	19.0	16.7	21.6	19.1	13.2	17.7	18.6	17.3	13.2	15.6	18.6	22.0	13.5	22.4	
5. A great deal	8.1	5.9	10.2	6.0	16.5	8.0	7.3	8.6	8.2	8.2	7.2	8.3	7.8	5.6	9.5	14.4	
8. Don't know	14.7	16.2	13.2	14.4	13.6	13.7	15.4	14.8	14.6	14.7	14.5	13.6	17.2	15.4	13.8	10.0	
<i>Item 12330 Subject D06</i>	<i>N</i>	<i>2514</i>	<i>1186</i>	<i>1247</i>	<i>1672</i>	<i>250</i>	<i>495</i>	<i>613</i>	<i>891</i>	<i>515</i>	<i>1964</i>	<i>423</i>	<i>1176</i>	<i>604</i>	<i>261</i>	<i>373</i>	<i>53</i>
A24F: In getting elected to political office?																	
1. Not at all	8.5	13.8	3.2	9.1	8.3	7.2	10.2	9.8	5.5	7.1	14.5	8.1	8.8	4.9	9.8	22.3	
2. Very little	11.6	14.7	8.3	12.8	6.3	11.5	12.6	9.4	14.1	11.7	10.9	11.0	10.6	13.5	12.7	14.3	
3. Some	24.2	25.2	23.3	24.1	25.3	23.6	23.7	25.5	23.3	23.3	26.9	25.1	25.0	26.4	19.9	17.2	
4. A good deal	21.9	17.6	26.6	23.0	18.9	23.8	20.7	20.8	23.5	23.7	14.5	21.6	24.3	18.3	24.4	11.7	
5. A great deal	23.9	15.8	32.1	22.3	27.6	25.2	22.7	23.8	24.1	25.0	20.9	24.7	21.9	24.4	26.5	22.7	
8. Don't know	9.9	12.9	6.5	8.6	13.6	8.5	10.0	10.7	9.5	9.2	12.2	9.5	9.4	12.4	6.7	11.9	
<i>Item 12340 Subject D06, H02</i>	<i>N</i>	<i>2516</i>	<i>1185</i>	<i>1249</i>	<i>1672</i>	<i>249</i>	<i>494</i>	<i>616</i>	<i>891</i>	<i>515</i>	<i>1964</i>	<i>423</i>	<i>1178</i>	<i>604</i>	<i>262</i>	<i>373</i>	<i>53</i>
A24G: In getting equal pay for equal work?																	
1. Not at all	19.4	26.7	12.8	20.8	13.1	18.5	19.6	21.8	16.0	18.3	26.2	17.9	17.7	21.8	25.2	29.9	
2. Very little	16.6	18.1	15.6	18.2	11.7	18.3	17.4	14.5	17.6	17.2	14.3	17.8	15.0	13.6	17.1	21.7	
3. Some	24.6	21.7	27.6	25.7	25.8	22.5	24.1	26.2	24.5	24.9	23.6	25.1	24.9	28.8	22.1	12.3	
4. A good deal	15.6	12.1	18.8	14.9	19.5	18.8	14.9	13.8	16.5	15.7	14.1	15.2	19.2	12.8	13.5	12.5	
5. A great deal	12.0	6.7	16.6	10.4	15.2	12.8	12.1	10.5	13.7	12.8	9.2	12.7	11.3	9.5	12.9	13.5	
8. Don't know	11.8	14.7	8.6	9.9	14.7	9.1	11.9	13.2	11.7	11.2	12.6	11.2	12.0	13.5	9.2	10.1	
<i>Item 12350 Subject D06</i>	<i>N</i>	<i>2517</i>	<i>1185</i>	<i>1249</i>	<i>1673</i>	<i>249</i>	<i>494</i>	<i>616</i>	<i>891</i>	<i>516</i>	<i>1965</i>	<i>423</i>	<i>1177</i>	<i>606</i>	<i>262</i>	<i>373</i>	<i>53</i>
A25: The next questions ask for your opinions on the effects of using certain drugs and other substances. First, how much do you think people risk harming themselves (physically or in other ways), if they . . .																	

DESCRIPTIVE RESULTS: 2005

205

QUESTIONNAIRE FORM 5 2005	TOTAL	SEX		RACE		REGION				COLLEGE PLANS?		ILLICIT DRUG USE: LIFETIME				
		M	F	White	Black	NE	NC	S	W	Yes	No	None	Mari- juana Only	Few Pills	More Pills	Any Her- oin
<i>N (Weighted No. of Cases):</i>	2575	1197	1255	1684	252	509	629	912	525	1976	426	1182	610	264	382	54
<i>% of Weighted Total:</i>	100.0	46.5	48.7	65.4	9.8	19.8	24.4	35.4	20.4	76.7	16.5	45.9	23.7	10.3	14.8	2.1
A25Q: Take one or two drinks nearly every day																
1. No risk	12.1	16.2	7.5	12.1	12.1	11.5	17.2	11.5	7.5	9.8	19.9	7.1	12.4	16.5	21.6	25.3
2. Slight risk	27.2	33.0	22.4	30.5	17.1	26.9	30.0	26.0	26.0	26.9	31.1	23.5	30.5	26.2	35.8	22.2
3. Moderate risk	34.9	30.4	39.2	34.7	34.3	37.3	34.3	32.6	37.6	36.6	28.3	37.7	33.9	35.3	27.1	39.9
4. Great risk	23.7	17.5	29.7	21.2	33.3	22.5	17.4	26.9	26.7	25.2	16.9	29.2	21.2	19.3	14.3	12.6
5. Can't say, drug unfamiliar	2.2	2.9	1.2	1.5	3.3	1.8	1.1	3.0	2.2	1.6	3.8	2.5	2.0	2.8	1.1	-
<i>Item 12520 Subject A14a</i>	<i>N</i> 2514	1183	1249	1678	246	496	614	892	510	1963	423	1174	603	264	379	52
A25R: Take four or five drinks nearly every day																
1. No risk	5.1	6.3	2.8	3.6	11.3	5.3	6.3	6.0	1.8	3.1	10.8	3.5	5.0	6.3	6.2	21.3
2. Slight risk	8.5	12.5	4.9	10.0	2.7	6.9	12.6	7.7	6.4	7.4	12.3	4.6	9.5	13.2	15.0	12.6
3. Moderate risk	22.5	27.0	18.6	24.4	16.4	21.7	24.9	22.2	21.1	20.9	31.8	19.0	23.7	22.7	30.0	32.1
4. Great risk	61.8	51.3	72.5	60.6	66.6	64.3	55.1	61.2	68.6	67.0	41.3	70.6	59.8	55.0	47.6	32.6
5. Can't say, drug unfamiliar	2.1	2.9	1.1	1.5	3.0	1.8	1.1	3.0	2.2	1.6	3.8	2.4	1.9	2.8	1.1	1.4
<i>Item 12530 Subject A14a</i>	<i>N</i> 2518	1185	1251	1678	247	496	614	893	514	1967	423	1178	604	264	379	52
A25S: Have five or more drinks once or twice each weekend																
1. No risk	9.2	12.5	5.2	8.3	11.4	9.0	11.2	9.3	6.9	6.6	16.9	4.3	9.9	11.3	18.9	25.6
2. Slight risk	15.7	19.9	11.9	18.2	4.5	17.0	20.3	13.6	12.4	15.3	18.7	8.8	18.4	23.3	26.4	25.0
3. Moderate risk	27.9	27.2	28.7	29.2	23.1	29.8	27.6	25.4	30.7	28.3	28.9	26.4	30.7	27.8	27.1	31.3
4. Great risk	45.0	37.6	52.6	42.5	58.8	42.5	39.5	48.6	47.6	48.3	31.1	57.6	39.3	34.8	26.4	18.1
5. Can't say, drug unfamiliar	2.3	2.8	1.5	1.7	2.3	1.7	1.4	3.1	2.4	1.6	4.5	2.8	1.7	2.8	1.2	-
<i>Item 12540 Subject A14a</i>	<i>N</i> 2518	1184	1252	1677	247	495	614	893	515	1968	423	1176	606	264	379	52
A25T: Take cocaine occasionally																
1. No risk	4.3	4.7	2.7	2.4	10.3	3.8	4.5	5.4	2.4	2.8	7.5	2.9	3.3	3.8	6.3	27.6
2. Slight risk	5.0	5.7	4.6	6.0	1.6	5.8	5.3	4.0	5.8	4.6	6.3	2.6	4.3	5.9	11.5	10.5
3. Moderate risk	19.3	19.8	19.4	21.8	10.0	19.6	21.8	15.5	22.3	19.6	20.8	18.5	15.1	20.2	26.5	34.8
4. Great risk	66.7	64.2	69.6	65.3	73.6	67.6	63.6	68.9	65.6	69.1	58.3	71.0	72.1	64.8	52.1	25.6
5. Can't say, drug unfamiliar	4.8	5.7	3.7	4.5	4.5	3.2	4.7	6.2	3.9	3.9	7.2	4.9	5.2	5.3	3.6	1.4
<i>Item 12495 Subject A14a</i>	<i>N</i> 2513	1184	1249	1677	247	496	612	891	514	1964	422	1174	606	264	376	52
A25U: Use smokeless tobacco regularly (chewing tobacco, plug, dipping tobacco, snuff)																
1. No risk	5.4	6.8	3.2	4.3	11.0	5.2	6.4	6.3	2.8	3.7	11.8	4.8	5.9	4.8	5.0	12.0
2. Slight risk	15.0	17.4	13.1	15.8	15.4	17.1	15.7	15.4	11.7	14.6	18.7	10.0	18.5	17.0	24.8	7.9
3. Moderate risk	31.8	34.0	30.5	34.5	19.9	33.1	34.5	30.0	30.4	32.2	29.3	28.6	34.4	34.6	36.6	24.7
4. Great risk	43.6	37.4	49.8	42.7	47.1	41.2	41.1	42.7	50.5	46.0	34.7	52.8	36.7	38.8	30.5	48.7
5. Can't say, drug unfamiliar	4.1	4.3	3.4	2.7	6.6	3.4	2.3	5.6	4.6	3.5	5.4	3.8	4.5	4.7	3.1	6.8
<i>Item 12365 Subject A14a</i>	<i>N</i> 2510	1181	1250	1675	244	495	614	888	513	1965	421	1172	606	262	378	50
This section asks for your views and feelings about a number of different things.																
D01: Do you agree or disagree with each of the following?																
D01A: I take a positive attitude toward myself																
1. Disagree	3.1	2.6	3.3	2.4	5.1	2.3	3.8	2.3	4.5	2.4	6.6	2.6	2.6	1.0	6.7	8.0
2. Mostly disagree	7.3	4.7	9.5	8.2	4.0	7.8	8.0	6.5	7.1	6.6	10.5	6.8	6.2	7.7	10.3	5.3
3. Neither	10.2	10.3	10.2	10.8	2.8	12.6	10.9	8.5	9.9	10.5	8.5	8.4	9.2	14.4	14.5	8.4
4. Mostly agree	42.2	41.9	43.2	46.5	25.0	45.3	44.4	40.1	40.3	43.0	40.0	42.5	42.4	44.0	41.1	39.7
5. Agree	37.2	40.6	33.8	32.1	63.1	31.9	32.9	42.5	38.2	37.4	34.4	39.8	39.6	32.9	27.4	38.6
<i>Item 12550 Subject Q01</i>	<i>N</i> 2400	1142	1207	1642	220	467	599	844	489	1942	414	1139	577	248	363	48
D01B: Good luck is more important than hard work for success																
1. Disagree	36.2	32.6	39.6	35.5	45.3	29.2	38.9	35.2	41.2	37.4	31.2	40.1	37.1	35.4	25.4	32.0
2. Mostly disagree	34.7	34.4	35.6	36.9	23.1	38.5	33.4	34.5	33.0	36.3	28.8	33.7	31.8	37.4	42.6	29.1
3. Neither	19.5	21.3	17.9	20.3	15.7	24.5	17.1	19.5	17.9	18.1	25.6	17.8	21.8	18.2	20.7	23.2
4. Mostly agree	6.1	7.0	5.0	5.1	8.1	6.5	7.6	5.6	4.5	5.5	9.2	4.9	6.4	7.8	7.6	3.5
5. Agree	3.5	4.8	2.0	2.2	7.7	1.3	2.9	5.2	3.4	2.7	5.2	3.5	2.8	1.3	3.7	12.2
<i>Item 12560 Subject Q02</i>	<i>N</i> 2400	1142	1207	1643	219	468	598	844	489	1941	416	1138	577	248	364	48

QUESTIONNAIRE FORM 5 2005	TOTAL	SEX		RACE		REGION				COLLEGE PLANS?		ILLICIT DRUG USE: LIFETIME				
		M	F	White	Black	NE	NC	S	W	Yes	No	None	Mari- juana Only	Few Pills	More Pills	Any Her- oin
<i>N (Weighted No. of Cases):</i>	2575	1197	1255	1684	252	509	629	912	525	1976	426	1182	610	264	382	54
<i>% of Weighted Total:</i>	100.0	46.5	48.7	65.4	9.8	19.8	24.4	35.4	20.4	76.7	16.5	45.9	23.7	10.3	14.8	2.1
D01C: I feel I am a person of worth, on an equal plane with others																
1. Disagree	2.4	3.1	1.4	1.9	3.2	2.4	2.2	2.7	2.3	1.8	5.8	2.0	1.8	2.5	3.8	9.7
2. Mostly disagree	5.6	4.4	6.5	6.0	3.7	3.9	6.7	4.8	7.3	4.8	9.1	4.9	4.7	4.6	10.0	5.3
3. Neither	13.2	15.4	11.3	13.3	11.0	16.8	14.4	12.3	10.0	12.0	18.7	12.1	13.0	16.5	13.9	12.2
4. Mostly agree	39.7	38.6	41.2	42.8	21.7	40.5	43.4	35.8	41.0	40.9	34.2	39.5	39.2	40.1	40.9	46.4
5. Agree	39.0	38.4	39.6	36.1	60.5	36.4	33.2	44.4	39.5	40.5	32.2	41.6	41.2	36.2	31.4	26.4
<i>Item 12570 Subject Q01</i>	<i>N</i>	<i>2385</i>	<i>1131</i>	<i>1205</i>	<i>1632</i>	<i>466</i>	<i>596</i>	<i>835</i>	<i>488</i>	<i>1932</i>	<i>413</i>	<i>1132</i>	<i>574</i>	<i>244</i>	<i>363</i>	<i>48</i>
D01D: I am able to do things as well as most other people																
1. Disagree	2.1	2.1	1.7	1.3	4.1	2.1	1.9	2.2	2.0	1.4	5.4	1.7	2.4	1.0	2.3	10.6
2. Mostly disagree	2.9	2.1	3.5	3.3	1.6	1.5	4.2	3.1	2.6	2.8	3.6	2.9	1.4	3.6	4.8	1.6
3. Neither	9.0	9.7	8.0	9.4	6.7	9.9	8.6	9.9	6.9	7.7	15.0	8.2	7.1	12.7	10.9	7.4
4. Mostly agree	41.7	38.6	45.6	45.6	26.9	46.2	43.3	38.9	40.1	42.5	38.1	41.0	41.2	39.1	45.2	51.2
5. Agree	44.3	47.4	41.2	40.3	60.7	40.3	42.0	45.9	48.5	45.6	38.0	46.3	47.9	43.6	36.8	29.2
<i>Item 12580 Subject Q01</i>	<i>N</i>	<i>2395</i>	<i>1140</i>	<i>1206</i>	<i>1639</i>	<i>468</i>	<i>599</i>	<i>842</i>	<i>487</i>	<i>1939</i>	<i>414</i>	<i>1133</i>	<i>577</i>	<i>248</i>	<i>364</i>	<i>48</i>
D01E: Every time I try to get ahead, something or somebody stops me																
1. Disagree	18.0	16.4	19.3	16.7	27.2	18.7	17.6	17.7	18.3	18.3	15.7	21.2	16.9	17.1	11.1	14.5
2. Mostly disagree	33.8	31.9	36.2	37.2	24.7	33.4	36.1	32.5	33.4	35.8	25.7	35.8	35.1	28.7	31.6	21.5
3. Neither	24.7	24.7	24.9	25.6	17.5	26.7	24.4	23.8	24.8	25.2	23.7	22.9	26.8	27.6	25.3	16.2
4. Mostly agree	16.9	18.3	15.4	15.2	19.3	15.5	15.9	18.9	15.9	14.9	26.0	14.5	15.4	19.6	23.1	31.6
5. Agree	6.6	8.7	4.2	5.2	11.3	5.8	6.0	7.0	7.6	5.9	9.0	5.6	5.7	7.0	8.9	16.2
<i>Item 12590 Subject Q02</i>	<i>N</i>	<i>2391</i>	<i>1134</i>	<i>1207</i>	<i>1638</i>	<i>467</i>	<i>597</i>	<i>840</i>	<i>488</i>	<i>1935</i>	<i>415</i>	<i>1134</i>	<i>576</i>	<i>248</i>	<i>362</i>	<i>48</i>
D01F: Planning only makes a person unhappy since plans hardly ever work out anyway																
1. Disagree	28.7	24.6	32.8	28.1	35.1	22.5	31.6	30.6	27.9	30.4	21.9	34.9	26.7	24.3	18.5	16.7
2. Mostly disagree	32.2	31.6	33.1	34.6	22.5	35.1	33.5	28.2	34.6	34.3	23.4	32.8	32.4	32.5	29.7	40.8
3. Neither	19.8	22.4	17.4	20.1	20.4	21.3	18.8	21.6	16.7	18.3	26.7	17.0	20.9	21.1	23.7	25.8
4. Mostly agree	12.7	14.3	11.3	12.4	11.9	15.8	11.1	12.0	13.0	11.3	19.4	10.0	13.7	15.9	18.7	3.6
5. Agree	6.6	7.2	5.5	4.9	10.0	5.4	5.0	7.7	7.8	5.8	8.6	5.3	6.4	6.3	9.3	13.1
<i>Item 12600 Subject Q02</i>	<i>N</i>	<i>2387</i>	<i>1134</i>	<i>1204</i>	<i>1636</i>	<i>463</i>	<i>596</i>	<i>842</i>	<i>486</i>	<i>1933</i>	<i>412</i>	<i>1133</i>	<i>577</i>	<i>246</i>	<i>361</i>	<i>47</i>
D01G: People who accept their condition in life are happier than those who try to change things																
1. Disagree	17.6	18.2	16.9	17.0	23.7	14.8	15.4	19.4	19.8	18.3	14.5	18.7	20.3	14.0	12.2	22.7
2. Mostly disagree	22.0	20.7	23.7	23.1	18.6	21.7	23.2	19.2	25.6	23.0	17.8	22.5	21.9	22.5	19.8	22.4
3. Neither	24.9	24.7	24.6	26.4	18.4	25.7	26.3	25.0	22.0	24.7	25.8	24.1	24.1	27.4	27.4	15.2
4. Mostly agree	21.6	22.3	21.1	21.4	17.2	25.3	20.2	21.4	20.1	20.8	24.6	20.0	20.6	22.4	27.2	22.9
5. Agree	14.0	14.1	13.6	12.0	22.1	12.5	15.0	15.0	12.4	13.1	17.2	14.7	13.0	13.7	13.5	16.8
<i>Item 12610 Subject Q02</i>	<i>N</i>	<i>2376</i>	<i>1129</i>	<i>1198</i>	<i>1630</i>	<i>458</i>	<i>595</i>	<i>839</i>	<i>483</i>	<i>1926</i>	<i>412</i>	<i>1130</i>	<i>571</i>	<i>246</i>	<i>359</i>	<i>48</i>
D01H: On the whole, I'm satisfied with myself																
1. Disagree	4.1	4.1	3.8	3.2	5.2	3.0	3.1	4.5	5.6	3.3	8.3	3.2	3.1	3.2	8.5	12.5
2. Mostly disagree	6.8	5.1	8.2	7.2	3.8	7.5	8.1	4.9	7.8	6.4	9.0	6.3	6.4	7.4	9.0	1.5
3. Neither	11.0	11.7	10.3	11.0	10.9	13.3	10.9	10.7	9.5	10.9	11.6	9.6	9.9	14.6	14.9	3.8
4. Mostly agree	36.7	35.0	39.1	40.3	25.0	39.8	39.8	33.5	35.5	36.9	35.7	35.1	39.3	40.6	35.8	26.8
5. Agree	41.4	44.0	38.6	38.3	55.0	36.3	38.1	46.3	41.6	42.5	35.4	45.7	41.3	34.2	31.9	55.4
<i>Item 12620 Subject P01, Q01</i>	<i>N</i>	<i>2376</i>	<i>1132</i>	<i>1195</i>	<i>1630</i>	<i>461</i>	<i>592</i>	<i>837</i>	<i>485</i>	<i>1924</i>	<i>410</i>	<i>1128</i>	<i>574</i>	<i>246</i>	<i>358</i>	<i>47</i>
D01I: People like me don't have much of a chance to be successful in life																
1. Disagree	59.4	55.2	63.5	58.1	64.7	57.2	58.1	59.3	63.1	62.2	47.5	65.0	60.9	52.0	47.1	49.9
2. Mostly disagree	22.4	21.3	24.1	25.1	11.7	24.3	23.7	20.5	22.3	22.6	21.8	20.0	21.7	25.6	29.4	20.1
3. Neither	10.2	12.5	7.8	10.4	10.1	13.2	10.4	10.7	6.5	8.7	17.5	7.0	10.0	18.1	14.6	11.2
4. Mostly agree	5.3	7.1	3.3	4.4	8.7	4.3	5.8	5.5	5.2	4.3	9.7	5.5	5.3	2.8	6.3	5.1
5. Agree	2.7	3.9	1.4	2.1	4.8	1.1	2.0	4.0	2.9	2.2	3.5	2.5	2.2	1.4	2.7	13.8
<i>Item 12630 Subject Q02</i>	<i>N</i>	<i>2382</i>	<i>1134</i>	<i>1200</i>	<i>1634</i>	<i>462</i>	<i>597</i>	<i>839</i>	<i>485</i>	<i>1931</i>	<i>410</i>	<i>1132</i>	<i>574</i>	<i>246</i>	<i>360</i>	<i>47</i>

QUESTIONNAIRE FORM 5 2005	TOTAL	SEX		RACE		REGION				COLLEGE PLANS?		ILLICIT DRUG USE: LIFETIME				
		M	F	White	Black	NE	NC	S	W	Yes	No	None	Mari- juana Only	Few Pills	More Pills	Any Her- oin
<i>N (Weighted No. of Cases):</i>	2575	1197	1255	1684	252	509	629	912	525	1976	426	1182	610	264	382	54
<i>% of Weighted Total:</i>	100.0	46.5	48.7	65.4	9.8	19.8	24.4	35.4	20.4	76.7	16.5	45.9	23.7	10.3	14.8	2.1
D01J: When I make plans, I am almost certain that I can make them work																
1. Disagree	2.8	2.5	2.8	1.8	6.8	2.9	3.0	2.7	2.8	2.0	6.8	2.3	2.2	3.1	4.2	13.2
2. Mostly disagree	6.2	5.6	6.8	6.1	4.9	6.2	5.3	5.8	7.9	5.9	7.6	6.3	5.2	7.1	7.1	-
3. Neither	18.5	19.2	17.7	20.6	14.9	23.2	18.8	18.7	13.1	17.4	23.9	16.2	17.3	22.4	25.1	13.5
4. Mostly agree	46.0	47.1	45.9	49.3	31.9	46.0	48.1	45.0	45.0	47.7	38.1	45.0	51.5	43.1	41.2	56.2
5. Agree	26.5	25.6	26.9	22.2	41.5	21.7	24.8	27.7	31.1	27.0	23.6	30.2	23.9	24.3	22.4	17.0
<i>Item 12640 Subject Q02</i>	<i>N 2377</i>	<i>1130</i>	<i>1199</i>	<i>1632</i>	<i>217</i>	<i>461</i>	<i>596</i>	<i>836</i>	<i>485</i>	<i>1929</i>	<i>408</i>	<i>1129</i>	<i>573</i>	<i>246</i>	<i>359</i>	<i>47</i>
D01K: A lot of times I feel lonely																
1. Disagree	28.7	30.6	26.3	27.3	34.3	26.8	28.2	28.4	31.9	27.6	31.6	29.9	30.2	23.3	24.6	35.8
2. Mostly disagree	25.7	24.2	27.5	27.9	19.4	27.1	26.2	26.0	23.0	26.7	21.5	26.3	27.0	24.2	23.3	27.5
3. Neither	18.3	18.9	18.0	19.1	18.3	21.7	18.3	19.2	13.8	18.0	19.6	18.4	16.3	22.8	18.3	15.0
4. Mostly agree	18.8	17.3	20.3	18.9	19.1	17.7	19.2	18.1	20.6	19.2	18.4	17.6	19.0	20.9	21.7	15.1
5. Agree	8.4	9.0	8.0	6.8	8.9	6.7	8.0	8.3	10.8	8.5	8.8	7.7	7.5	8.8	12.1	6.6
<i>Item 12650 Subject Q03</i>	<i>N 2345</i>	<i>1111</i>	<i>1184</i>	<i>1605</i>	<i>213</i>	<i>449</i>	<i>591</i>	<i>829</i>	<i>476</i>	<i>1898</i>	<i>402</i>	<i>1110</i>	<i>562</i>	<i>244</i>	<i>360</i>	<i>46</i>
D01L: I feel I do not have much to be proud of																
1. Disagree	45.0	41.6	48.1	43.6	61.8	44.6	43.2	44.5	48.6	46.0	40.8	50.8	46.9	40.2	30.7	24.9
2. Mostly disagree	27.6	26.3	28.8	30.6	11.9	28.0	30.3	27.5	24.0	28.9	20.7	26.3	28.2	28.3	29.4	38.8
3. Neither	12.1	14.1	10.4	11.6	11.1	12.8	11.0	12.7	11.9	11.0	17.3	11.3	10.3	16.8	13.4	14.4
4. Mostly agree	11.1	13.1	9.3	11.1	9.4	12.4	11.3	10.7	10.1	10.2	15.7	8.1	11.3	10.9	18.9	14.1
5. Agree	4.2	4.9	3.4	3.1	5.8	2.2	4.2	4.6	5.4	4.0	5.6	3.6	3.3	3.7	7.5	7.9
<i>Item 12660 Subject Q01</i>	<i>N 2342</i>	<i>1110</i>	<i>1184</i>	<i>1605</i>	<i>212</i>	<i>449</i>	<i>589</i>	<i>828</i>	<i>475</i>	<i>1897</i>	<i>402</i>	<i>1109</i>	<i>562</i>	<i>244</i>	<i>358</i>	<i>46</i>
D01M: There is always someone I can turn to if I need help																
1. Disagree	3.5	5.4	1.5	2.6	6.4	1.7	4.3	3.5	4.2	2.8	6.0	3.1	3.1	2.4	4.5	11.6
2. Mostly disagree	5.0	5.2	4.7	4.8	7.6	5.4	5.6	4.4	4.7	4.7	6.6	4.1	3.7	4.3	9.5	4.9
3. Neither	8.4	11.2	5.5	7.4	6.8	7.5	9.7	8.1	8.1	7.7	11.5	8.0	7.6	10.0	8.6	12.9
4. Mostly agree	29.8	29.3	30.7	32.1	21.6	33.6	30.9	29.6	25.3	30.1	29.8	26.4	30.7	40.7	33.8	14.3
5. Agree	53.4	48.9	57.5	53.0	57.6	51.8	49.6	54.4	57.7	54.7	46.1	58.3	54.9	42.6	43.6	56.4
<i>Item 12670 Subject Q03</i>	<i>N 2329</i>	<i>1103</i>	<i>1181</i>	<i>1599</i>	<i>209</i>	<i>447</i>	<i>588</i>	<i>821</i>	<i>473</i>	<i>1889</i>	<i>400</i>	<i>1106</i>	<i>562</i>	<i>240</i>	<i>357</i>	<i>42</i>
D01N: Sometimes I think that I am no good at all																
1. Disagree	38.3	40.6	36.2	34.7	62.8	36.3	35.3	40.0	41.0	38.0	39.2	41.5	43.9	27.5	28.1	29.7
2. Mostly disagree	24.7	24.1	25.4	28.2	12.8	22.7	24.1	27.2	23.1	26.2	19.0	25.6	21.8	25.3	24.9	31.7
3. Neither	15.6	16.7	14.5	15.8	10.2	18.7	19.0	14.0	11.1	14.4	20.0	13.2	15.2	22.4	18.1	16.1
4. Mostly agree	14.9	13.4	16.7	15.3	8.9	16.0	14.2	13.6	16.9	15.1	14.0	13.8	14.1	16.7	18.1	19.7
5. Agree	6.5	5.2	7.2	6.0	5.4	6.2	7.5	5.2	7.9	6.3	7.8	5.9	5.0	8.1	10.7	2.8
<i>Item 12680 Subject Q01</i>	<i>N 2328</i>	<i>1109</i>	<i>1174</i>	<i>1601</i>	<i>210</i>	<i>446</i>	<i>588</i>	<i>824</i>	<i>469</i>	<i>1887</i>	<i>400</i>	<i>1103</i>	<i>562</i>	<i>239</i>	<i>357</i>	<i>45</i>
D01O: I often feel left out of things																
1. Disagree	23.9	24.2	23.4	20.2	40.0	22.2	20.0	25.4	27.5	22.9	25.5	23.2	26.7	20.4	21.2	34.7
2. Mostly disagree	28.2	28.2	28.4	31.5	24.6	28.6	32.8	24.6	28.4	29.2	24.8	29.8	29.4	24.1	27.0	15.7
3. Neither	20.6	21.2	19.7	21.3	10.2	23.7	20.4	20.6	17.7	19.6	24.2	19.5	18.3	27.8	20.3	21.7
4. Mostly agree	19.7	20.2	19.7	20.4	17.3	19.6	19.2	21.8	17.0	20.4	17.6	19.7	17.8	20.9	23.0	24.3
5. Agree	7.6	6.2	8.8	6.6	8.0	6.0	7.5	7.6	9.4	7.7	7.9	7.8	7.7	6.8	8.6	3.5
<i>Item 12690 Subject Q03</i>	<i>N 2323</i>	<i>1103</i>	<i>1175</i>	<i>1595</i>	<i>207</i>	<i>446</i>	<i>583</i>	<i>823</i>	<i>471</i>	<i>1879</i>	<i>401</i>	<i>1097</i>	<i>561</i>	<i>238</i>	<i>358</i>	<i>46</i>
D01P: I believe a person is master of his/her own fate																
1. Disagree	7.0	7.0	6.7	5.6	9.7	4.2	7.7	7.9	7.0	6.4	9.7	8.0	5.7	3.6	6.4	5.8
2. Mostly disagree	5.3	4.2	6.4	6.2	1.9	3.6	6.6	5.8	4.4	5.6	4.0	6.2	3.4	3.5	6.3	8.3
3. Neither	21.2	18.6	23.7	23.3	13.1	23.8	21.3	20.6	19.5	20.3	25.3	20.7	18.9	24.8	22.7	26.0
4. Mostly agree	33.0	34.3	32.0	35.3	20.7	36.5	34.4	29.9	33.2	34.4	27.0	31.6	34.9	38.7	32.1	30.8
5. Agree	33.6	35.9	31.2	29.6	54.6	31.9	30.0	35.8	35.8	33.3	34.1	33.5	37.1	29.4	32.5	29.0
<i>Item 12700 Subject Q02</i>	<i>N 2322</i>	<i>1102</i>	<i>1175</i>	<i>1597</i>	<i>208</i>	<i>443</i>	<i>585</i>	<i>822</i>	<i>472</i>	<i>1880</i>	<i>400</i>	<i>1096</i>	<i>562</i>	<i>240</i>	<i>357</i>	<i>46</i>

QUESTIONNAIRE FORM 5 2005	TOTAL	SEX		RACE		REGION				COLLEGE PLANS?		ILLICIT DRUG USE: LIFETIME				
		M	F	White	Black	NE	NC	S	W	Yes	No	None	Mari- juana Only	Few Pills	More Pills	Any Her- oin
<i>N (Weighted No. of Cases):</i>	2575	1197	1255	1684	252	509	629	912	525	1976	426	1182	610	264	382	54
<i>% of Weighted Total:</i>	100.0	46.5	48.7	65.4	9.8	19.8	24.4	35.4	20.4	76.7	16.5	45.9	23.7	10.3	14.8	2.1
D01Q: There is usually someone I can talk to, if I need to																
1. Disagree	3.1	4.4	1.7	2.2	6.8	3.0	3.9	3.1	2.5	2.4	6.4	2.8	2.8	1.9	4.9	6.6
2. Mostly disagree	3.7	4.6	3.0	3.6	5.2	2.0	4.0	4.2	4.2	3.6	4.3	3.3	2.2	3.2	6.6	7.5
3. Neither	8.2	11.0	5.3	7.4	6.2	8.2	8.9	8.8	6.5	7.1	13.0	7.8	7.1	7.0	11.0	12.4
4. Mostly agree	29.3	30.2	29.1	31.6	23.3	32.5	33.1	27.9	24.2	29.1	31.4	26.0	29.8	43.7	30.9	23.1
5. Agree	55.6	49.7	60.9	55.2	58.6	54.3	50.2	56.0	62.6	57.7	45.0	60.1	58.2	44.2	46.6	50.5
<i>Item 12710 Subject Q03</i>	<i>N</i> 2330	1103	1181	1598	210	446	588	824	472	1888	399	1105	562	240	355	44
D01R: I feel that I can't do anything right																
1. Disagree	43.2	42.9	43.3	41.2	61.7	42.6	38.6	44.4	47.2	43.6	40.6	45.9	46.6	34.2	36.7	35.7
2. Mostly disagree	28.5	28.0	29.5	32.5	14.3	27.8	35.0	27.0	23.8	29.4	25.6	28.8	28.7	29.7	26.7	31.0
3. Neither	15.8	17.4	13.8	14.9	12.6	18.4	14.6	16.0	14.4	15.1	18.8	13.6	12.2	23.5	21.3	19.4
4. Mostly agree	8.5	7.8	9.4	8.3	4.6	8.5	8.5	8.0	9.5	8.3	9.4	7.3	8.9	11.2	10.1	11.9
5. Agree	4.0	4.0	4.1	3.0	6.8	2.7	3.4	4.6	5.0	3.5	5.6	4.4	3.7	1.4	5.3	2.1
<i>Item 12720 Subject Q01</i>	<i>N</i> 2325	1101	1179	1597	209	445	587	822	470	1882	400	1104	559	238	355	46
D01S: I often wish I had more good friends																
1. Disagree	25.1	24.9	24.8	23.7	27.7	26.3	21.9	24.1	29.7	24.6	26.2	28.2	24.6	18.7	20.1	20.4
2. Mostly disagree	17.0	16.6	17.4	19.2	8.2	19.7	16.9	15.8	16.8	18.4	10.9	16.6	20.2	17.4	15.3	-
3. Neither	18.2	22.5	14.0	18.5	18.5	18.0	21.2	17.4	15.8	16.5	25.8	16.6	16.9	24.2	20.1	23.3
4. Mostly agree	23.8	22.7	24.9	25.2	18.4	21.8	27.8	23.2	21.6	24.1	23.1	22.4	23.7	24.6	27.2	35.1
5. Agree	16.0	13.2	18.8	13.5	27.3	14.3	12.2	19.5	16.1	16.4	14.0	16.2	14.6	15.0	17.3	21.3
<i>Item 12730 Subject Q03</i>	<i>N</i> 2327	1101	1180	1598	208	445	588	824	470	1885	399	1104	561	240	355	46
D01T: Planning ahead makes things turn out better																
1. Disagree	4.9	5.3	4.2	3.2	12.1	3.7	3.9	5.3	6.5	4.3	7.1	3.9	5.6	3.3	7.9	4.9
2. Mostly disagree	7.0	7.4	6.3	6.7	5.3	6.7	7.1	6.3	8.5	6.2	10.8	5.6	7.7	6.6	9.4	12.5
3. Neither	23.4	24.6	22.5	25.0	11.7	30.2	22.2	22.6	20.0	23.4	24.4	22.1	20.7	29.3	27.0	30.2
4. Mostly agree	38.7	38.9	39.3	42.0	28.5	39.1	41.2	36.9	38.2	40.2	33.0	39.2	40.0	36.9	36.4	30.7
5. Agree	26.0	23.8	27.7	23.0	42.4	20.2	25.5	28.9	26.9	26.0	24.7	29.2	26.0	23.9	19.3	21.7
<i>Item 12740 Subject Q02</i>	<i>N</i> 2321	1100	1176	1596	205	445	583	823	470	1880	398	1105	556	240	353	46
D01U: I feel that my life is not very useful																
1. Disagree	50.8	49.0	52.6	48.6	63.5	47.8	48.0	51.8	55.6	52.0	45.3	55.8	54.6	42.9	37.9	26.7
2. Mostly disagree	23.4	22.8	24.3	27.0	11.5	26.0	25.1	22.8	19.8	24.8	18.5	23.6	22.4	23.7	24.6	30.9
3. Neither	14.8	16.6	12.7	14.4	11.7	16.9	15.6	13.7	13.6	13.4	19.4	11.9	13.3	20.2	20.6	20.6
4. Mostly agree	7.3	7.3	7.4	7.6	5.5	7.6	8.0	6.9	7.0	6.5	11.5	4.9	7.0	11.4	11.2	19.8
5. Agree	3.7	4.2	3.0	2.4	7.8	1.8	3.2	4.8	4.0	3.3	5.3	3.8	2.7	1.9	5.8	2.1
<i>Item 12750 Subject Q01</i>	<i>N</i> 2314	1098	1171	1589	205	442	585	819	468	1874	398	1097	557	240	352	45
D01V: I usually have a few friends around that I can get together with																
1. Disagree	5.3	5.6	4.6	4.4	8.3	4.4	4.6	6.2	5.3	4.5	8.4	5.8	3.8	5.0	5.7	4.5
2. Mostly disagree	6.3	5.3	7.2	5.8	7.6	4.4	7.1	7.3	5.6	6.1	7.2	5.5	7.7	7.5	5.9	6.2
3. Neither	8.6	9.9	7.1	8.3	11.3	10.9	9.5	8.1	5.9	7.7	12.3	8.0	6.8	11.0	9.3	14.0
4. Mostly agree	36.7	37.2	36.8	40.4	25.8	39.6	39.3	35.5	32.8	37.5	34.5	35.9	37.0	40.5	37.2	37.5
5. Agree	43.1	42.1	44.3	41.2	47.0	40.7	39.5	42.9	50.4	44.2	37.6	44.7	44.7	36.0	41.9	37.9
<i>Item 12760 Subject Q03</i>	<i>N</i> 2321	1099	1177	1596	205	445	585	820	471	1881	398	1102	557	240	353	46
D01W: I am eager to leave home and live on my own—independent from my parents																
1. Disagree	6.9	5.9	7.3	5.0	9.4	6.3	5.8	7.3	8.0	5.7	11.8	7.8	6.7	4.8	5.4	4.7
2. Mostly disagree	8.7	9.1	8.4	7.5	10.8	7.8	8.1	8.4	10.6	8.4	9.5	8.8	8.5	7.7	8.8	7.4
3. Neither	21.2	23.0	19.4	21.9	16.5	22.9	22.0	21.2	18.5	21.0	21.9	22.3	21.0	20.4	18.6	15.5
4. Mostly agree	28.6	28.7	28.3	30.3	30.2	28.5	30.4	27.4	28.5	29.7	24.6	31.1	27.2	22.4	29.5	16.9
5. Agree	34.7	33.3	36.6	35.4	33.0	34.4	33.6	35.7	34.5	35.2	32.2	30.0	36.8	44.7	37.7	55.5
<i>Item 13950 Subject I03, Q01</i>	<i>N</i> 2320	1097	1177	1595	205	443	585	820	472	1880	396	1104	555	240	353	45

QUESTIONNAIRE FORM 5 2005	TOTAL	SEX		RACE		REGION				COLLEGE PLANS?		ILLICIT DRUG USE: LIFETIME				
		M	F	White	Black	NE	NC	S	W	Yes	No	None	Mari- juana Only	Few Pills	More Pills	Any Her- oin
<i>N (Weighted No. of Cases):</i>	2575	1197	1255	1684	252	509	629	912	525	1976	426	1182	610	264	382	54
<i>% of Weighted Total:</i>	100.0	46.5	48.7	65.4	9.8	19.8	24.4	35.4	20.4	76.7	16.5	45.9	23.7	10.3	14.8	2.1
D01X: I feel hesitant about taking a full-time job and becoming part of the "adult world"																
1. Disagree	26.8	29.9	23.3	24.6	37.3	24.9	23.4	28.0	30.4	24.7	34.5	24.2	29.3	32.9	26.6	31.5
2. Mostly disagree	20.4	19.4	21.5	22.2	14.5	19.9	25.4	17.9	18.8	21.8	15.0	22.8	21.7	16.6	14.7	12.0
3. Neither	17.9	20.5	15.6	17.1	16.6	19.5	18.5	17.1	17.2	18.4	16.0	18.8	16.8	17.0	17.9	10.0
4. Mostly agree	22.3	20.3	24.4	23.8	14.7	23.0	22.6	21.8	22.4	23.5	17.7	21.7	20.0	25.2	26.6	19.6
5. Agree	12.6	9.9	15.2	12.3	16.8	12.7	10.0	15.0	11.3	11.6	16.8	12.5	12.2	8.3	14.2	26.9
<i>Item 13960 Subject I03, Q01</i>	<i>N</i> 2315	1097	1173	1591	205	442	585	817	471	1875	397	1101	555	240	351	46
D02: Please think about all the money you earned during the past year, including last summer.																
About how much of your past year's earnings have gone into:																
D02A: Savings for your future education																
1. None	47.5	49.0	46.0	44.7	55.8	44.4	39.3	51.9	52.8	43.5	65.6	43.1	50.6	47.8	56.0	55.0
2. A little (1-20%)	22.7	21.1	24.3	24.8	14.2	25.3	25.6	20.8	20.1	24.1	15.8	23.8	24.0	19.7	20.0	15.3
3. Some (21-40%)	11.7	11.6	12.1	12.3	10.6	13.5	14.1	10.6	9.2	12.3	9.3	12.9	10.0	12.5	10.6	7.5
4. About half (41-60%)	7.6	7.9	7.4	8.4	7.9	8.2	10.0	5.8	7.2	8.6	3.6	7.6	8.6	9.8	4.6	6.5
5. Most (61-80%)	5.6	5.9	5.4	5.7	4.7	5.0	7.5	5.0	4.8	6.4	1.8	6.6	2.7	7.7	4.8	11.4
6. Almost all (81-99%)	3.1	2.1	3.6	2.9	1.9	1.8	3.0	3.1	4.4	3.4	1.9	4.3	2.1	1.4	2.3	3.5
7. All	1.8	2.3	1.2	1.3	4.7	1.7	0.6	2.8	1.4	1.7	2.0	1.7	2.0	1.1	1.8	0.8
<i>Item 20830 Subject C02</i>	<i>N</i> 2289	1077	1164	1573	201	430	582	811	466	1855	391	1086	546	237	353	44
D02B: Savings or payments for a car or car expenses																
1. None	43.4	36.8	49.1	39.4	53.0	45.4	35.0	42.3	54.0	43.5	43.4	48.2	42.2	36.2	35.6	40.4
2. A little (1-20%)	16.7	16.9	16.7	17.6	14.9	14.2	19.0	17.3	14.9	17.9	10.0	17.4	16.4	18.9	13.8	16.7
3. Some (21-40%)	13.7	16.3	11.5	15.5	8.3	14.9	17.8	11.2	12.0	13.3	16.4	11.1	13.6	15.3	19.6	21.9
4. About half (41-60%)	11.5	13.2	9.9	12.1	7.2	10.3	13.6	13.0	7.4	11.1	13.6	9.6	14.0	10.4	14.5	11.7
5. Most (61-80%)	8.0	8.8	7.4	9.3	6.1	10.0	8.7	8.1	5.2	7.8	8.8	6.7	8.3	10.4	9.9	9.3
6. Almost all (81-99%)	4.2	4.9	3.5	3.8	5.9	2.6	4.9	4.7	3.9	4.0	5.0	4.6	3.1	3.9	5.5	-
7. All	2.5	3.0	2.0	2.2	4.7	2.6	1.0	3.4	2.6	2.5	2.8	2.4	2.4	4.9	1.2	-
<i>Item 20840 Subject C02</i>	<i>N</i> 2284	1077	1161	1574	199	431	578	810	465	1854	389	1082	546	238	351	44
D02C: Other savings for long-range purposes																
1. None	46.2	45.1	47.0	42.6	56.4	42.0	41.6	49.1	51.0	44.9	51.5	45.4	47.1	42.1	49.4	60.1
2. A little (1-20%)	22.6	22.8	22.9	25.9	13.4	27.4	23.6	21.0	20.0	23.4	19.1	22.7	21.4	24.0	23.7	19.4
3. Some (21-40%)	13.1	13.3	13.2	14.0	8.1	16.2	14.7	11.1	11.8	13.5	11.9	12.7	14.2	14.3	13.0	4.1
4. About half (41-60%)	7.0	8.0	6.3	7.1	8.2	5.6	9.1	6.6	6.6	7.1	7.2	7.5	7.7	7.9	4.6	6.8
5. Most (61-80%)	5.3	5.3	5.1	5.2	5.5	4.4	5.9	5.6	4.7	5.4	4.9	5.5	5.1	5.9	4.1	6.4
6. Almost all (81-99%)	3.5	2.7	4.0	3.2	4.5	2.4	3.7	3.2	4.7	3.7	2.4	4.4	2.0	2.0	3.7	2.2
7. All	2.2	2.7	1.5	1.9	3.9	2.0	1.5	3.3	1.2	2.0	3.0	1.9	2.5	3.7	1.5	1.0
<i>Item 20850 Subject C02</i>	<i>N</i> 2279	1075	1158	1574	197	431	578	806	464	1848	390	1076	545	237	353	44
D02D: Spending on your own needs and activities—things such as clothing, stereo, TV, tapes and discs, other possessions, movies, eating out, other recreation, hobbies, gifts for others, and other personal expenses																
1. None	7.6	8.4	6.1	5.6	13.9	4.5	6.8	9.5	8.1	6.0	15.2	9.0	6.1	5.3	6.3	7.0
2. A little (1-20%)	20.5	20.1	20.5	22.4	13.2	21.9	23.1	19.1	18.3	21.6	16.6	22.1	18.7	23.7	15.2	24.2
3. Some (21-40%)	19.1	19.5	18.7	20.5	12.1	20.4	22.1	15.2	20.8	18.5	21.0	19.7	17.5	19.2	20.4	7.8
4. About half (41-60%)	16.1	17.0	15.7	16.5	12.2	17.1	16.4	16.2	14.7	16.3	15.2	15.6	18.9	15.1	15.1	12.1
5. Most (61-80%)	18.9	17.8	20.3	19.2	20.5	19.9	17.5	19.9	17.9	19.9	14.0	18.2	20.7	15.2	21.7	19.4
6. Almost all (81-99%)	9.9	8.8	11.2	8.9	14.3	10.3	7.8	9.9	12.3	10.2	8.8	8.0	10.3	11.7	13.2	16.5
7. All	7.9	8.4	7.5	7.0	13.8	6.0	6.2	10.2	7.8	7.5	9.1	7.4	7.8	9.7	8.0	13.1
<i>Item 20860 Subject C02</i>	<i>N</i> 2269	1067	1154	1566	197	423	583	804	459	1839	388	1079	540	232	353	44

QUESTIONNAIRE FORM 5 2005	TOTAL	SEX		RACE		REGION				COLLEGE PLANS?		ILLICIT DRUG USE: LIFETIME				
		M	F	White	Black	NE	NC	S	W	Yes	No	None	Mari- juana Only	Few Pills	More Pills	Any Her- oin
<i>N (Weighted No. of Cases):</i>	2575	1197	1255	1684	252	509	629	912	525	1976	426	1182	610	264	382	54
<i>% of Weighted Total:</i>	100.0	46.5	48.7	65.4	9.8	19.8	24.4	35.4	20.4	76.7	16.5	45.9	23.7	10.3	14.8	2.1
D02E: Helping to pay family living expenses (groceries, housing, etc.)																
1. None	59.5	59.7	59.4	65.0	45.7	64.4	65.1	55.5	54.7	61.1	51.5	62.9	57.5	54.1	58.4	43.0
2. A little (1-20%)	22.8	23.4	22.7	22.3	22.6	23.3	22.1	22.2	24.1	23.3	20.5	20.5	26.0	22.4	24.0	32.8
3. Some (21-40%)	8.0	6.9	8.7	6.5	7.8	5.1	6.5	9.4	9.9	7.1	12.2	7.2	6.7	10.6	10.1	6.2
4. About half (41-60%)	5.1	5.1	5.0	3.4	10.3	3.3	2.6	6.8	6.9	4.4	8.6	4.6	5.9	6.3	3.9	8.3
5. Most (61-80%)	2.1	2.5	1.7	1.2	5.4	2.1	2.4	2.2	1.3	1.6	4.1	2.3	2.0	2.5	1.6	-
6. Almost all (81-99%)	1.5	1.4	1.6	0.9	5.1	1.2	1.1	1.8	1.9	1.5	1.7	1.3	0.9	2.9	1.7	5.9
7. All	1.1	1.1	0.9	0.7	3.1	0.7	0.1	2.1	1.1	1.1	1.5	1.2	0.9	1.2	0.3	3.8
<i>Item 20870 Subject C02</i>	<i>N</i> 2262	1068	1148	1564	193	421	581	798	462	1832	391	1075	541	235	347	44
The next questions are about drugs that doctors sometimes prescribe for people who have problems concentrating on one task at a time (attention deficit disorder), or with being too active or too disruptive (hyperactive), or both (ADHD).																
Stimulant-type drugs (i.e., amphetamine, methylphenidate, and pemoline) are prescribed for these conditions. These drugs include Ritalin, Adderall, Concerta, Metadate, Dexedrine, Focalin, Cylert, and others.																
D03: Have you ever taken any of these stimulant-type prescription drugs under a doctor's supervision for these conditions? (Do not count drugs that are not stimulant-type, like Strattera, Wellbutrin, Provigil, Tenex, or Tofranil)																
1. No—GO TO QUESTION D06	91.4	88.0	94.7	90.7	94.5	91.2	90.7	90.8	93.8	92.2	87.7	96.2	93.6	88.2	80.2	61.1
2. Yes, in the past, but not now	5.6	7.9	3.4	6.0	5.5	5.3	6.6	6.5	3.3	5.4	7.0	2.4	4.0	8.8	13.3	21.5
3. Yes, I take them now	2.9	4.1	1.8	3.3	-	3.5	2.7	2.7	2.9	2.5	5.3	1.4	2.4	3.0	6.4	17.5
<i>Item 31460 Subject A01j</i>	<i>N</i> 2263	1068	1146	1562	196	423	582	800	458	1827	390	1080	537	233	346	43
D04: How old were you when you first took one of these stimulant-type drugs under a doctor's supervision?																
1. 1-4 yrs. old	9.1	9.8	6.1	9.9	5.3	4.4	4.7	16.6	4.3	7.8	13.2	21.0	-	8.3	8.1	4.9
2. 5-9	32.0	29.1	39.2	32.2	50.4	35.6	29.8	34.7	25.2	35.3	23.6	36.9	44.3	30.9	26.0	27.4
3. 10-14	30.2	30.8	30.4	32.5	30.9	34.0	28.7	27.5	34.7	27.4	38.6	28.9	32.0	32.7	29.0	33.1
4. 15+ yrs. old	28.7	30.2	24.3	25.3	13.4	26.0	36.8	21.2	35.8	29.5	24.6	13.2	23.6	28.1	36.9	34.6
<i>Item 31470 Subject A01g</i>	<i>N†</i> 191	126	60	143	9	36	53	72	30	141	48	42	33	28	67	18
D05: Altogether, for about how many years have you actually taken such drugs under a doctor's supervision?																
1. Less than 1 yr.	31.1	27.1	39.3	28.1	54.4	29.8	30.4	30.8	34.6	34.0	23.4	21.9	22.1	33.6	36.4	44.7
2. 1 year	11.5	11.1	12.3	12.7	-	11.1	17.5	9.3	6.8	10.3	15.7	11.1	12.7	9.6	12.2	-
3. 2 yrs.	13.3	15.2	10.2	13.8	25.4	3.8	23.2	11.1	12.6	13.9	10.8	14.9	9.8	13.6	12.7	14.7
4. 3-5 yrs.	18.7	20.3	15.3	17.3	20.2	22.3	19.3	16.1	19.7	15.2	28.8	12.3	25.3	20.5	21.4	14.5
5. 6-9 yrs.	13.6	13.8	14.3	16.8	-	14.4	8.5	16.2	15.4	14.0	13.1	17.7	12.1	19.4	8.7	21.1
6. 10 or more yrs.	11.8	12.4	8.5	11.3	-	18.7	1.1	16.5	10.8	12.6	8.2	22.1	17.9	3.4	8.6	5.1
<i>Item 31480 Subject A01a</i>	<i>N†</i> 190	125	61	144	10	36	53	74	28	141	47	42	32	28	67	17
D06: Have you ever taken a non-stimulant-type prescription drug under a doctor's supervision for these conditions (like Strattera, Wellbutrin, Provigil, Tenex, or Tofranil)?																
1. No	89.4	87.5	91.7	89.4	90.5	89.5	90.2	88.2	90.4	90.6	84.7	92.0	91.3	88.9	81.6	66.7
2. Yes, in the past, but not now	4.4	5.4	3.3	4.6	3.2	3.3	4.0	5.8	3.5	3.9	5.9	2.1	3.5	4.2	10.9	19.9
3. Yes, I take them now	1.5	1.2	1.5	1.6	2.2	2.4	1.6	1.4	0.8	1.2	2.7	0.9	1.3	1.3	2.7	9.2
8. Don't know	4.7	5.9	3.5	4.4	4.1	4.9	4.3	4.6	5.4	4.3	6.7	5.1	3.9	5.6	4.7	4.2
<i>Item 31490 Subject A01j</i>	<i>N</i> 2215	1040	1127	1522	191	414	567	773	461	1795	376	1063	526	226	334	44
The next questions ask about characteristics which some people associate with the use of particular drugs. We want to know what you think.																

†=excludes respondents for whom question was inappropriate.

DESCRIPTIVE RESULTS: 2005

211

QUESTIONNAIRE FORM 5 2005	TOTAL	SEX		RACE		REGION				COLLEGE PLANS?		ILLICIT DRUG USE: LIFETIME				
		M	F	White	Black	NE	NC	S	W	Yes	No	None	Mari- juana Only	Few Pills	More Pills	Any Her- oin
<i>N (Weighted No. of Cases):</i>	2575	1197	1255	1684	252	509	629	912	525	1976	426	1182	610	264	382	54
<i>% of Weighted Total:</i>	100.0	46.5	48.7	65.4	9.8	19.8	24.4	35.4	20.4	76.7	16.5	45.9	23.7	10.3	14.8	2.1
E01: Do YOU think that people who smoke marijuana several times a week tend to be . . .																
E01A: . . . more creative than average																
1. No	54.1	49.2	58.3	54.6	52.3	54.2	50.5	55.8	55.5	55.3	49.0	62.5	50.8	52.1	38.7	34.5
2. Yes	25.3	31.8	19.5	24.5	25.8	24.1	30.2	23.3	23.6	23.5	32.7	14.2	27.7	27.4	49.0	56.0
3. Not sure, no opinion	20.7	19.0	22.2	20.9	21.8	21.7	19.4	20.9	21.0	21.2	18.3	23.3	21.5	20.5	12.2	9.5
<i>Item 13060 Subject A11c</i>	<i>N</i>	2280	1072	1158	1570	426	582	808	465	1839	395	1084	546	231	352	45
E01B: . . . less sensible than average																
1. No	28.0	31.7	24.5	25.8	32.2	29.4	29.5	26.9	27.0	26.3	34.9	19.3	32.7	25.3	47.5	45.5
2. Yes	54.1	52.5	56.0	57.4	43.1	50.4	54.0	54.6	56.6	56.1	46.3	59.7	49.0	59.9	42.6	47.3
3. Not sure, no opinion	17.9	15.8	19.5	16.8	24.7	20.2	16.5	18.6	16.4	17.7	18.9	20.9	18.3	14.8	9.9	7.2
<i>Item 13070 Subject A11c</i>	<i>N</i>	2267	1066	1156	1565	422	577	803	464	1833	392	1079	545	230	349	44
E01C: . . . more interesting people than average																
1. No	54.5	48.8	60.4	56.6	46.8	56.6	52.3	55.4	53.8	56.7	44.9	62.3	51.5	52.8	38.7	49.7
2. Yes	27.7	34.4	21.4	26.4	29.5	26.4	29.9	26.8	27.8	26.0	35.5	16.2	31.3	28.0	54.5	50.3
3. Not sure, no opinion	17.8	16.8	18.3	16.9	23.7	16.9	17.8	17.8	18.5	17.4	19.6	21.5	17.1	19.2	6.9	-
<i>Item 13080 Subject A11c</i>	<i>N</i>	2270	1069	1157	1566	424	577	804	464	1835	392	1082	545	231	350	41
E01D: . . . less hard-working than average																
1. No	26.4	28.4	24.2	25.5	27.2	30.5	26.1	25.4	24.7	24.4	33.1	17.7	29.8	28.8	44.3	43.9
2. Yes	57.5	56.2	59.3	59.3	47.5	53.8	58.2	57.3	60.4	59.5	50.7	63.4	54.2	55.3	47.9	51.6
3. Not sure, no opinion	16.1	15.3	16.5	15.3	25.3	15.6	15.7	17.4	14.9	16.1	16.2	18.8	16.1	15.9	7.8	4.5
<i>Item 13090 Subject A11c</i>	<i>N</i>	2270	1070	1155	1566	424	576	805	464	1836	390	1082	545	232	350	41
E01E: . . . more independent than average																
1. No	55.2	53.0	57.4	55.4	51.9	56.0	53.9	57.2	52.7	56.4	50.2	57.7	55.2	52.9	51.5	44.9
2. Yes	24.3	28.4	20.6	24.7	24.9	21.4	27.1	22.4	26.5	22.7	31.0	18.2	24.8	26.4	38.6	45.4
3. Not sure, no opinion	20.5	18.7	22.0	19.9	23.2	22.6	18.9	20.4	20.8	20.8	18.8	24.1	20.1	20.7	9.9	9.7
<i>Item 13100 Subject A11c</i>	<i>N</i>	2266	1069	1154	1563	422	576	805	463	1834	389	1081	545	232	346	41
E01F: . . . more emotionally unstable than average																
1. No	30.7	36.7	25.4	31.8	27.8	36.3	31.0	29.1	28.2	29.1	37.0	18.1	36.8	38.4	52.0	51.9
2. Yes	49.9	44.3	55.2	49.9	46.4	43.9	50.4	50.9	53.0	51.5	43.4	58.0	44.8	43.0	40.2	42.0
3. Not sure, no opinion	19.4	19.1	19.4	18.3	25.8	19.8	18.6	20.0	18.8	19.4	19.6	24.0	18.5	18.6	7.7	6.1
<i>Item 13110 Subject A11c</i>	<i>N</i>	2268	1069	1153	1563	423	578	803	463	1834	388	1080	545	231	350	41
E01G: . . . more concerned about other people than average																
1. No	67.7	66.4	69.2	70.1	60.7	66.7	69.8	67.4	66.8	67.9	68.3	66.8	68.1	71.9	70.0	58.9
2. Yes	11.2	13.1	9.5	10.0	13.5	10.5	10.6	12.0	11.4	10.6	12.2	8.2	11.5	8.7	19.1	30.6
3. Not sure, no opinion	21.0	20.6	21.3	19.9	25.8	22.8	19.7	20.6	21.8	21.5	19.5	25.0	20.4	19.4	10.9	10.5
<i>Item 13120 Subject A11c</i>	<i>N</i>	2266	1067	1154	1563	422	575	805	462	1833	390	1080	545	231	347	41
E01H: . . . more weak-willed than average																
1. No	30.8	34.4	27.4	31.6	26.0	37.5	32.2	28.7	26.5	28.8	39.5	18.5	37.2	36.3	52.3	50.2
2. Yes	48.2	46.1	50.6	48.4	47.8	42.1	47.4	49.4	52.8	49.9	40.8	55.6	43.0	44.4	38.4	42.5
3. Not sure, no opinion	21.0	19.5	22.0	20.0	26.2	20.3	20.4	21.9	20.7	21.3	19.7	25.9	19.8	19.3	9.3	7.3
<i>Item 13130 Subject A11c</i>	<i>N</i>	2266	1067	1155	1563	422	575	805	464	1834	390	1080	545	232	348	41
E01I: . . . more criminal than average																
1. No	30.6	33.8	27.9	32.0	23.3	36.1	32.5	27.8	28.4	29.4	35.6	18.0	39.4	36.7	50.6	39.9
2. Yes	49.3	47.5	51.3	49.0	49.1	43.8	47.9	52.1	51.2	50.8	42.8	57.0	44.3	44.6	37.6	53.1
3. Not sure, no opinion	20.1	18.7	20.8	18.9	27.5	20.2	19.7	20.1	20.4	19.7	21.6	25.0	16.3	18.7	11.8	7.0
<i>Item 13140 Subject A11c</i>	<i>N</i>	2266	1069	1153	1564	423	574	805	464	1833	390	1080	545	231	349	41
The next few questions ask how you view cigarette smoking.																
E02: In my opinion, when a guy my age is smoking a cigarette, it makes him look . . .																

QUESTIONNAIRE FORM 5 2005	TOTAL	SEX		RACE		REGION				COLLEGE PLANS?		ILLICIT DRUG USE: LIFETIME					
		M	F	White	Black	NE	NC	S	W	Yes	No	None	Mari- juana Only	Few Pills	More Pills	Any Her- oin	
<i>N (Weighted No. of Cases):</i>	2575	1197	1255	1684	252	509	629	912	525	1976	426	1182	610	264	382	54	
<i>% of Weighted Total:</i>	100.0	46.5	48.7	65.4	9.8	19.8	24.4	35.4	20.4	76.7	16.5	45.9	23.7	10.3	14.8	2.1	
E02A: Cool, calm, in-control																	
1. Disagree	69.0	65.1	72.2	67.3	74.2	65.0	65.9	70.9	72.9	71.6	58.8	81.6	62.3	64.1	46.0	42.6	
2. Mostly disagree	8.5	9.4	7.7	8.9	4.2	9.5	9.3	6.7	9.5	8.5	8.5	7.4	8.5	9.7	11.2	9.8	
3. Neither	17.3	19.0	15.8	18.8	13.2	19.2	18.1	17.2	14.6	15.4	23.9	8.2	22.7	20.0	33.8	34.2	
4. Mostly agree	3.2	3.5	3.0	3.4	4.9	4.3	3.8	3.1	1.5	2.9	4.5	1.6	4.5	4.6	4.1	7.5	
5. Agree	2.1	3.0	1.3	1.5	3.4	2.0	2.8	2.2	1.5	1.6	4.3	1.2	2.0	1.6	4.9	5.9	
<i>Item 20880 Subject A11c</i>	<i>N</i>	<i>2261</i>	<i>1064</i>	<i>1151</i>	<i>1553</i>	<i>199</i>	<i>425</i>	<i>573</i>	<i>802</i>	<i>462</i>	<i>1827</i>	<i>392</i>	<i>1075</i>	<i>542</i>	<i>231</i>	<i>348</i>	<i>41</i>
E02B: Insecure																	
1. Disagree	18.0	20.8	14.8	16.4	26.1	17.0	18.9	20.8	12.9	15.4	29.7	14.0	18.9	19.3	26.4	26.0	
2. Mostly disagree	7.3	6.8	7.7	7.6	7.3	8.1	7.0	6.8	7.8	7.5	6.2	5.2	8.6	9.9	8.0	22.2	
3. Neither	32.5	32.6	33.0	35.0	21.3	34.5	33.3	31.5	31.2	32.1	33.1	26.6	36.0	36.9	41.9	38.5	
4. Mostly agree	19.8	19.2	20.8	21.0	14.0	22.4	21.1	18.9	17.3	20.6	16.9	23.3	18.9	18.6	14.1	4.3	
5. Agree	22.5	20.6	23.8	19.9	31.3	18.0	19.7	22.0	30.8	24.4	14.1	31.0	17.6	15.3	9.6	9.0	
<i>Item 20890 Subject A11c</i>	<i>N</i>	<i>2255</i>	<i>1061</i>	<i>1149</i>	<i>1549</i>	<i>198</i>	<i>424</i>	<i>572</i>	<i>798</i>	<i>461</i>	<i>1823</i>	<i>389</i>	<i>1074</i>	<i>539</i>	<i>231</i>	<i>346</i>	<i>41</i>
E02C: Rugged, tough, independent																	
1. Disagree	56.7	55.5	57.5	55.3	64.4	56.7	52.5	57.5	60.6	58.0	51.7	66.6	54.6	49.3	35.9	36.5	
2. Mostly disagree	12.2	12.3	12.4	11.9	7.5	13.1	11.8	11.3	13.4	13.0	9.2	12.5	10.8	14.3	13.4	7.3	
3. Neither	21.0	23.0	19.3	23.3	15.3	19.9	23.9	21.5	17.5	19.3	27.7	12.4	25.7	23.7	37.3	37.0	
4. Mostly agree	6.6	6.0	7.3	6.9	7.6	6.9	7.8	6.5	5.2	6.7	6.6	5.7	5.1	10.2	8.9	12.5	
5. Agree	3.4	3.2	3.5	2.7	5.3	3.5	3.9	3.2	3.3	3.0	4.9	2.8	3.7	2.5	4.5	6.7	
<i>Item 20900 Subject A11c</i>	<i>N</i>	<i>2261</i>	<i>1061</i>	<i>1151</i>	<i>1554</i>	<i>199</i>	<i>425</i>	<i>574</i>	<i>799</i>	<i>462</i>	<i>1826</i>	<i>390</i>	<i>1073</i>	<i>543</i>	<i>230</i>	<i>349</i>	<i>41</i>
E02D: Conforming																	
1. Disagree	34.6	35.9	32.8	29.8	51.8	30.8	28.8	40.0	36.2	32.8	44.5	36.4	35.8	32.0	28.8	27.3	
2. Mostly disagree	7.3	9.5	5.4	7.1	5.6	8.5	8.1	5.7	8.1	7.4	7.1	6.6	7.0	10.3	8.9	5.9	
3. Neither	33.8	33.0	35.2	35.9	29.3	36.5	36.8	31.6	31.3	32.9	36.8	28.4	36.3	35.0	45.8	40.2	
4. Mostly agree	12.2	10.3	14.2	14.2	7.2	13.1	12.9	11.1	12.5	13.7	4.9	13.8	10.5	11.6	10.0	12.8	
5. Agree	12.0	11.2	12.3	13.0	6.1	11.1	13.3	11.7	11.9	13.2	6.7	14.8	10.4	11.1	6.6	13.8	
<i>Item 20910 Subject A11c</i>	<i>N</i>	<i>2234</i>	<i>1056</i>	<i>1133</i>	<i>1542</i>	<i>194</i>	<i>421</i>	<i>569</i>	<i>789</i>	<i>455</i>	<i>1805</i>	<i>388</i>	<i>1054</i>	<i>540</i>	<i>231</i>	<i>345</i>	<i>41</i>
E02E: Mature, sophisticated																	
1. Disagree	65.6	61.7	69.0	63.7	71.4	63.2	62.4	67.9	67.9	68.2	55.6	77.7	60.1	61.4	42.4	36.2	
2. Mostly disagree	9.7	9.6	9.9	9.9	9.1	11.6	9.0	8.8	10.5	10.1	8.4	9.8	7.8	11.4	12.9	2.2	
3. Neither	19.9	23.1	17.4	21.8	13.7	21.2	20.8	19.7	18.2	18.1	26.9	10.0	27.0	21.3	35.5	49.6	
4. Mostly agree	3.1	3.7	2.4	3.3	4.1	2.8	5.4	2.7	1.2	2.4	6.3	1.2	3.7	5.4	6.3	4.5	
5. Agree	1.6	1.9	1.3	1.3	1.8	1.3	2.4	0.8	2.3	1.2	2.8	1.3	1.4	0.4	2.9	7.4	
<i>Item 20920 Subject A11c</i>	<i>N</i>	<i>2255</i>	<i>1060</i>	<i>1147</i>	<i>1549</i>	<i>199</i>	<i>424</i>	<i>570</i>	<i>800</i>	<i>460</i>	<i>1824</i>	<i>387</i>	<i>1073</i>	<i>538</i>	<i>231</i>	<i>348</i>	<i>41</i>
E02F: Like he's TRYING to appear mature and sophisticated																	
1. Disagree	17.3	19.7	14.4	15.1	28.3	18.0	16.4	18.9	15.0	15.3	25.4	15.7	15.0	18.8	22.6	18.6	
2. Mostly disagree	4.9	5.3	4.4	4.8	6.1	6.6	4.7	3.5	5.7	4.7	5.3	3.5	5.4	7.1	7.0	-	
3. Neither	20.2	22.2	18.8	21.6	16.6	21.8	21.0	21.8	15.2	18.6	26.3	12.5	24.0	23.6	34.8	39.4	
4. Mostly agree	23.4	22.2	24.7	25.6	18.7	24.0	26.4	21.0	23.5	25.7	14.4	26.4	23.5	23.0	14.9	24.2	
5. Agree	34.2	30.5	37.8	32.9	30.3	29.5	31.5	34.8	40.7	35.7	28.5	41.9	32.0	27.5	20.8	17.8	
<i>Item 20930 Subject A11c</i>	<i>N</i>	<i>2255</i>	<i>1060</i>	<i>1147</i>	<i>1549</i>	<i>198</i>	<i>425</i>	<i>572</i>	<i>798</i>	<i>460</i>	<i>1822</i>	<i>389</i>	<i>1072</i>	<i>540</i>	<i>231</i>	<i>348</i>	<i>41</i>
E03: In my opinion, when a girl my age is smoking a cigarette, it makes her look . . .																	
E03A: Cool, calm, in-control																	
1. Disagree	73.3	72.4	74.0	71.7	77.5	73.7	68.3	75.3	75.8	74.7	67.2	84.7	66.8	67.9	53.2	61.0	
2. Mostly disagree	7.6	7.9	7.3	8.0	5.5	6.9	10.0	5.9	8.2	7.9	5.9	5.8	7.8	8.9	12.5	2.4	
3. Neither	15.4	15.1	15.8	17.0	11.6	16.3	16.6	15.1	13.3	13.9	22.1	7.1	21.5	19.1	27.6	29.7	
4. Mostly agree	2.1	2.4	1.7	2.4	2.0	2.2	2.9	2.3	0.8	2.0	2.8	1.0	2.3	3.4	4.0	5.8	
5. Agree	1.6	2.2	1.1	0.9	3.5	0.8	2.2	1.4	1.9	1.5	2.0	1.4	1.7	0.6	2.7	1.1	
<i>Item 20940 Subject A11c</i>	<i>N</i>	<i>2248</i>	<i>1054</i>	<i>1146</i>	<i>1542</i>	<i>199</i>	<i>419</i>	<i>570</i>	<i>796</i>	<i>463</i>	<i>1822</i>	<i>385</i>	<i>1072</i>	<i>540</i>	<i>226</i>	<i>347</i>	<i>40</i>
E03B: Insecure																	
1. Disagree	19.5	22.7	15.7	17.9	30.8	18.9	18.4	22.8	15.6	16.9	32.3	16.4	21.3	18.7	23.4	35.0	
2. Mostly disagree	5.9	6.3	5.7	5.3	5.5	6.0	7.2	4.7	6.4	5.7	6.6	3.9	5.6	7.8	9.0	20.6	
3. Neither	24.4	24.0	25.1	25.6	19.2	25.5	25.0	25.2	21.1	23.8	25.7	18.9	28.7	24.5	35.7	21.6	
4. Mostly agree	19.4	16.9	21.8	21.2	14.3	23.0	20.0	17.6	18.4	20.5	14.4	21.8	17.8	20.1	16.3	5.4	
5. Agree	30.8	30.0	31.7	30.0	30.2	26.6	29.3	29.6	38.5	33.0	21.0	39.0	26.7	28.8	15.7	17.4	
<i>Item 20950 Subject A11c</i>	<i>N</i>	<i>2245</i>	<i>1054</i>	<i>1145</i>	<i>1539</i>	<i>199</i>	<i>417</i>	<i>571</i>	<i>794</i>	<i>463</i>	<i>1819</i>	<i>385</i>	<i>1069</i>	<i>539</i>	<i>226</i>	<i>346</i>	<i>40</i>

QUESTIONNAIRE FORM 5 2005	TOTAL	SEX		RACE		REGION				COLLEGE PLANS?		ILLICIT DRUG USE: LIFETIME					
		M	F	White	Black	NE	NC	S	W	Yes	No	None	Mari- juana Only	Few Pills	More Pills	Any Her- oin	
<i>N (Weighted No. of Cases):</i>	2575	1197	1255	1684	252	509	629	912	525	1976	426	1182	610	264	382	54	
<i>% of Weighted Total:</i>	100.0	46.5	48.7	65.4	9.8	19.8	24.4	35.4	20.4	76.7	16.5	45.9	23.7	10.3	14.8	2.1	
E03C: Independent and liberated																	
1. Disagree	62.0	61.4	62.2	60.1	68.0	64.2	56.3	64.1	63.2	62.6	60.8	71.4	58.0	57.0	44.8	45.6	
2. Mostly disagree	10.2	9.4	10.8	10.2	10.1	9.6	12.5	9.0	9.9	10.6	7.7	9.7	8.3	15.2	11.6	5.1	
3. Neither	19.8	20.8	19.2	22.3	13.4	18.1	22.0	19.6	18.8	18.5	25.0	12.7	26.0	18.7	31.6	35.3	
4. Mostly agree	5.5	5.8	5.2	5.6	5.7	6.0	5.7	5.4	4.7	5.5	5.0	4.0	5.1	7.1	8.8	7.2	
5. Agree	2.6	2.5	2.7	1.8	2.9	2.1	3.5	1.8	3.4	2.8	1.4	2.2	2.5	2.0	3.2	6.8	
<i>Item 20960 Subject A11c</i>	<i>N</i>	<i>2242</i>	<i>1050</i>	<i>1145</i>	<i>1534</i>	<i>199</i>	<i>418</i>	<i>569</i>	<i>792</i>	<i>464</i>	<i>1816</i>	<i>384</i>	<i>1063</i>	<i>540</i>	<i>227</i>	<i>348</i>	<i>40</i>
E03D: Conforming																	
1. Disagree	38.5	42.2	34.3	33.1	56.8	35.7	32.5	43.4	39.9	36.2	49.7	38.8	39.5	37.6	35.5	39.2	
2. Mostly disagree	6.2	6.2	6.3	5.8	4.9	5.9	7.8	4.8	7.1	6.1	6.9	5.1	7.1	8.7	7.4	0.9	
3. Neither	29.2	28.2	31.0	31.1	27.3	31.6	32.2	27.1	27.1	28.5	31.9	24.5	31.8	30.4	38.3	38.6	
4. Mostly agree	11.8	10.6	13.2	14.3	5.9	12.2	11.0	11.6	12.6	13.5	3.7	14.3	8.8	10.8	10.3	4.4	
5. Agree	14.3	12.8	15.2	15.8	5.2	14.5	16.6	13.1	13.4	15.7	7.9	17.2	12.8	12.6	8.5	16.9	
<i>Item 20970 Subject A11c</i>	<i>N</i>	<i>2227</i>	<i>1050</i>	<i>1132</i>	<i>1531</i>	<i>197</i>	<i>417</i>	<i>566</i>	<i>787</i>	<i>457</i>	<i>1804</i>	<i>384</i>	<i>1053</i>	<i>539</i>	<i>227</i>	<i>345</i>	<i>40</i>
E03E: Mature, sophisticated																	
1. Disagree	69.7	68.3	70.8	68.0	76.5	69.4	66.2	70.9	72.4	71.1	64.0	81.6	63.8	63.2	49.9	51.9	
2. Mostly disagree	9.0	8.5	9.6	9.1	5.6	8.7	10.5	8.2	9.0	9.4	7.7	7.6	8.9	13.9	11.4	5.1	
3. Neither	17.5	19.2	16.2	19.6	13.3	18.2	17.8	18.1	15.3	16.1	23.8	9.3	22.1	19.3	33.1	29.9	
4. Mostly agree	2.2	2.3	2.0	2.2	2.4	2.4	3.5	1.9	1.1	2.2	2.3	0.3	4.1	3.4	2.7	7.3	
5. Agree	1.5	1.7	1.4	1.0	2.2	1.2	1.9	1.0	2.2	1.2	2.3	1.3	1.1	0.2	2.9	5.8	
<i>Item 20980 Subject A11c</i>	<i>N</i>	<i>2235</i>	<i>1047</i>	<i>1143</i>	<i>1533</i>	<i>199</i>	<i>416</i>	<i>567</i>	<i>790</i>	<i>462</i>	<i>1811</i>	<i>384</i>	<i>1060</i>	<i>540</i>	<i>227</i>	<i>345</i>	<i>40</i>
E03F: Like she's TRYING to appear mature and sophisticated																	
1. Disagree	18.7	22.4	14.8	16.7	29.3	19.6	16.8	19.8	18.2	16.3	28.5	17.7	16.8	18.7	22.6	26.3	
2. Mostly disagree	4.7	5.6	3.9	4.4	6.4	4.7	5.7	3.8	4.8	4.3	5.8	3.2	4.5	6.6	8.2	5.1	
3. Neither	18.3	19.2	17.7	19.1	18.5	17.7	20.3	18.6	15.9	17.2	22.9	11.6	22.2	21.1	30.9	25.0	
4. Mostly agree	20.8	19.2	22.3	23.1	11.6	22.9	21.1	20.0	19.8	21.9	16.4	21.8	21.9	21.0	16.4	15.2	
5. Agree	37.6	33.6	41.3	36.7	34.3	35.1	36.2	37.7	41.3	40.3	26.3	45.6	34.6	32.6	21.9	28.4	
<i>Item 20990 Subject A11c</i>	<i>N</i>	<i>2238</i>	<i>1047</i>	<i>1147</i>	<i>1536</i>	<i>198</i>	<i>417</i>	<i>570</i>	<i>789</i>	<i>462</i>	<i>1818</i>	<i>382</i>	<i>1067</i>	<i>537</i>	<i>227</i>	<i>346</i>	<i>40</i>
E04: Do you agree or disagree . . .																	
E04A: Smokers know how to enjoy life more than non-smokers																	
1. Disagree	74.2	71.0	77.6	73.7	74.9	70.6	73.8	73.9	78.6	76.3	64.9	83.5	70.3	73.8	56.1	49.7	
2. Mostly disagree	7.7	7.7	7.8	8.4	3.8	8.1	8.8	7.0	7.1	7.5	8.7	5.7	8.0	7.4	11.9	15.9	
3. Neither	14.7	16.7	12.6	15.1	16.3	17.8	14.0	16.2	10.3	13.3	20.7	9.3	18.7	14.3	24.3	19.0	
4. Mostly agree	1.7	2.3	1.2	1.6	1.6	2.0	1.8	1.4	1.9	1.6	2.3	0.9	1.0	3.1	4.2	1.9	
5. Agree	1.7	2.3	0.9	1.2	3.4	1.5	1.7	1.5	2.0	1.3	3.3	0.6	1.9	1.4	3.4	13.5	
<i>Item 21000 Subject A11c</i>	<i>N</i>	<i>2237</i>	<i>1052</i>	<i>1139</i>	<i>1537</i>	<i>197</i>	<i>417</i>	<i>571</i>	<i>791</i>	<i>457</i>	<i>1808</i>	<i>388</i>	<i>1062</i>	<i>537</i>	<i>228</i>	<i>346</i>	<i>41</i>
E04B: I prefer to date people who don't smoke																	
1. Disagree	7.3	8.1	6.1	5.8	13.7	4.3	9.4	7.8	6.4	6.3	11.2	5.9	7.9	7.5	9.3	6.1	
2. Mostly disagree	3.2	3.2	2.7	3.3	5.8	2.7	3.7	4.2	1.2	2.0	8.8	1.3	2.9	4.6	5.1	25.1	
3. Neither	14.8	15.3	14.4	15.9	7.5	18.8	15.4	13.2	13.4	13.0	22.2	7.0	18.7	16.1	30.6	15.3	
4. Mostly agree	10.2	8.9	11.6	9.9	10.0	8.9	8.7	11.2	11.3	10.4	8.6	8.0	12.3	14.5	11.3	8.3	
5. Agree	64.6	64.4	65.2	65.2	63.1	65.3	62.9	63.7	67.6	68.3	49.3	77.8	58.2	57.3	43.6	45.1	
<i>Item 21010 Subject A11c</i>	<i>N</i>	<i>2241</i>	<i>1054</i>	<i>1141</i>	<i>1541</i>	<i>197</i>	<i>417</i>	<i>571</i>	<i>796</i>	<i>457</i>	<i>1811</i>	<i>390</i>	<i>1064</i>	<i>538</i>	<i>229</i>	<i>347</i>	<i>41</i>
E04C: The harmful effects of cigarettes have been exaggerated																	
1. Disagree	52.3	47.7	56.9	52.5	59.8	54.4	48.3	51.4	56.9	54.5	42.6	62.1	48.3	45.9	35.9	34.2	
2. Mostly disagree	17.3	17.9	17.2	19.7	6.9	20.9	21.3	14.2	14.7	17.9	16.0	14.4	19.8	20.2	19.7	18.3	
3. Neither	17.3	18.6	15.5	15.9	16.3	15.5	17.0	19.1	16.2	15.4	24.2	13.3	19.9	19.3	23.4	17.5	
4. Mostly agree	7.9	10.6	5.6	7.4	8.7	6.4	8.3	8.9	7.2	7.7	9.0	5.7	7.1	7.2	15.0	20.4	
5. Agree	5.2	5.3	4.8	4.5	8.2	2.7	5.1	6.5	5.1	4.5	8.2	4.5	4.8	7.3	6.0	9.6	
<i>Item 21020 Subject A11c</i>	<i>N</i>	<i>2236</i>	<i>1050</i>	<i>1138</i>	<i>1537</i>	<i>196</i>	<i>413</i>	<i>573</i>	<i>794</i>	<i>456</i>	<i>1804</i>	<i>390</i>	<i>1060</i>	<i>537</i>	<i>228</i>	<i>348</i>	<i>41</i>

QUESTIONNAIRE FORM 5 2005	TOTAL	SEX		RACE		REGION				COLLEGE PLANS?		ILLICIT DRUG USE: LIFETIME				
		M	F	White	Black	NE	NC	S	W	Yes	No	None	Mari- juana Only	Few Pills	More Pills	Any Her- oin
<i>N (Weighted No. of Cases):</i>	2575	1197	1255	1684	252	509	629	912	525	1976	426	1182	610	264	382	54
<i>% of Weighted Total:</i>	100.0	46.5	48.7	65.4	9.8	19.8	24.4	35.4	20.4	76.7	16.5	45.9	23.7	10.3	14.8	2.1
E04D: I think that becoming a smoker reflects poor judgment																
1. Disagree	11.5	13.3	9.7	9.5	22.5	9.3	12.6	13.1	9.2	10.1	16.2	10.0	13.0	11.0	14.8	5.4
2. Mostly disagree	7.0	7.6	6.5	7.2	6.3	6.8	8.0	5.6	8.4	6.6	9.2	3.5	8.5	12.7	11.0	11.0
3. Neither	21.3	20.7	21.8	22.0	12.5	25.3	19.9	20.0	21.5	19.5	29.0	14.8	25.7	22.2	30.9	28.7
4. Mostly agree	19.3	19.3	19.3	19.8	16.5	18.1	22.4	18.6	17.4	20.4	15.1	19.3	19.2	17.2	21.2	19.5
5. Agree	41.0	39.1	42.6	41.5	42.1	40.5	37.1	42.6	43.4	43.4	30.5	52.5	33.6	36.9	22.1	35.3
<i>Item 21030 Subject A11c</i>	<i>N</i> 2232	1051	1134	1537	196	415	570	792	454	1801	390	1059	537	226	346	41
E04E: I personally don't mind being around people who are smoking																
1. Disagree	35.2	31.1	38.5	32.6	54.5	32.7	29.6	35.9	43.5	37.5	25.3	49.9	24.9	22.4	18.5	15.4
2. Mostly disagree	15.2	15.2	15.6	15.7	12.2	13.8	17.1	15.6	13.4	16.1	11.0	16.0	16.6	19.8	9.0	7.2
3. Neither	14.5	16.4	12.9	14.5	10.9	14.4	14.2	15.7	13.0	13.8	17.6	13.8	16.6	15.8	12.9	13.2
4. Mostly agree	20.1	21.3	19.2	21.5	11.2	23.7	23.2	18.2	16.1	20.0	19.8	14.4	24.0	20.5	29.7	26.7
5. Agree	15.0	16.0	13.9	15.7	11.3	15.4	15.8	14.6	14.0	12.5	26.3	6.0	17.8	21.6	29.9	37.5
<i>Item 21040 Subject A11c</i>	<i>N</i> 2237	1052	1138	1540	196	414	570	796	456	1806	390	1062	536	229	346	41
E04F: Smoking is a dirty habit																
1. Disagree	7.7	9.6	5.8	6.8	13.0	7.4	8.4	8.5	5.8	6.7	11.5	6.7	6.9	7.5	12.2	8.3
2. Mostly disagree	4.2	5.0	3.2	4.1	7.3	2.5	5.2	4.2	4.5	3.4	7.4	2.2	5.0	5.8	7.3	10.7
3. Neither	13.2	14.8	11.7	13.3	10.4	15.1	13.0	12.8	12.6	11.6	20.1	8.2	16.5	15.3	19.1	23.1
4. Mostly agree	16.2	16.7	16.0	17.2	6.9	16.2	17.1	16.5	14.5	16.9	13.6	13.9	16.0	17.8	21.4	20.4
5. Agree	58.7	53.9	63.2	58.6	62.3	58.8	56.4	58.0	62.6	61.5	47.4	69.0	55.5	53.6	40.0	37.5
<i>Item 21050 Subject A11c</i>	<i>N</i> 2231	1048	1136	1537	195	412	570	793	455	1801	390	1058	535	228	346	41
E04G: I strongly dislike being near people who are smoking																
1. Disagree	19.7	21.1	18.2	20.1	19.8	19.8	23.4	18.6	17.0	16.3	34.5	10.5	24.5	26.1	34.8	31.3
2. Mostly disagree	13.7	15.6	12.1	14.8	9.4	13.6	15.0	13.1	13.5	14.0	13.2	10.2	16.2	12.7	20.7	15.8
3. Neither	18.8	21.0	16.7	18.5	13.2	20.9	16.7	21.7	14.4	17.8	21.0	16.5	21.2	21.2	18.5	31.4
4. Mostly agree	13.3	13.6	13.4	14.1	11.1	11.6	16.9	12.2	12.4	14.5	8.6	15.3	11.8	13.2	9.7	9.1
5. Agree	34.5	28.6	39.6	32.5	46.4	34.2	28.0	34.5	42.7	37.4	22.7	47.4	26.3	26.8	16.4	12.5
<i>Item 21055 Subject A11c</i>	<i>N</i> 2228	1047	1134	1534	194	411	569	793	455	1799	388	1061	535	225	344	41
E05: On how many occasions (if any) have you had flavored alcoholic beverages like Mike's Hard Lemonade, Skyy Blue, Smirnoff Ice, Zima, Baccardi Silver, wine coolers, etc. to drink—more than just a few sips. . . (Do not include regular liquor, beer, or wine.)																
E05A: . . . in your lifetime?																
1. 0 occasions	26.4	28.0	24.1	23.8	35.8	17.1	24.1	31.3	29.4	26.9	22.9	44.4	10.2	10.7	8.0	11.9
2. 1-2	14.5	14.0	14.8	13.8	19.0	14.6	13.8	15.1	14.5	15.5	10.9	18.2	13.3	15.9	5.4	-
3. 3-5	13.0	12.3	13.8	13.6	12.3	13.1	15.1	12.5	11.1	13.5	11.4	14.9	14.1	12.7	6.7	3.7
4. 6-9	13.6	13.5	13.9	14.1	10.0	13.9	13.9	12.3	15.1	14.1	11.8	9.1	17.8	19.2	16.3	20.7
5. 10-19	12.4	12.2	13.1	13.4	11.5	17.7	10.0	11.1	13.0	12.6	11.2	6.4	17.4	15.1	20.0	23.0
6. 20-39 occasions	9.2	7.5	10.9	9.7	7.3	11.0	10.7	8.5	7.1	8.5	12.9	3.7	13.2	12.6	18.2	9.8
7. 40 or more	10.8	12.5	9.4	11.7	4.0	12.7	12.4	9.3	9.8	8.9	18.9	3.3	13.9	13.8	25.3	30.9
<i>Item 31360 Subject A01a</i>	<i>N</i> 2200	1029	1123	1520	189	410	560	780	450	1779	380	1054	527	225	339	37
E05B: . . . during the last 12 months?																
1. 0 occasions	41.6	44.0	38.3	38.4	55.2	32.8	38.6	48.0	42.4	41.9	39.5	59.3	26.7	28.8	19.9	26.0
2. 1-2	18.8	17.8	20.2	18.5	20.3	19.8	21.1	16.5	19.2	20.0	14.6	18.8	21.6	23.7	12.2	6.9
3. 3-5	14.1	13.4	14.9	15.9	10.3	16.9	13.8	14.3	11.6	14.5	12.4	10.2	18.4	16.5	16.0	31.2
4. 6-9	10.6	9.8	11.7	10.7	7.2	11.6	10.6	8.8	12.7	10.1	13.2	6.7	13.8	10.9	17.6	9.1
5. 10-19	8.7	7.8	9.7	10.2	4.4	10.1	9.6	7.3	8.7	8.3	10.8	3.7	12.6	14.4	15.1	7.3
6. 20-39	3.7	4.0	3.5	3.9	1.3	5.9	3.7	3.4	2.3	3.2	5.3	0.6	3.6	2.5	13.7	11.0
7. 40 or more	2.4	3.1	1.9	2.4	1.3	2.9	2.6	1.6	3.2	1.9	4.4	0.6	3.2	3.2	5.6	8.4
<i>Item 31370 Subject A01b</i>	<i>N</i> 2195	1030	1118	1516	188	409	558	778	449	1777	377	1053	526	224	337	37

DESCRIPTIVE RESULTS: 2005

215

QUESTIONNAIRE FORM 5 2005	TOTAL	SEX		RACE		REGION				COLLEGE PLANS?		ILLICIT DRUG USE: LIFETIME				
		M	F	White	Black	NE	NC	S	W	Yes	No	None	Mari- juana Only	Few Pills	More Pills	Any Her- oin
<i>N (Weighted No. of Cases):</i>	2575	1197	1255	1684	252	509	629	912	525	1976	426	1182	610	264	382	54
<i>% of Weighted Total:</i>	100.0	46.5	48.7	65.4	9.8	19.8	24.4	35.4	20.4	76.7	16.5	45.9	23.7	10.3	14.8	2.1
E05C: . . . during the last 30 days?																
1. 0 occasions	69.5	71.7	66.8	67.2	80.7	61.9	66.6	74.1	72.1	70.4	65.8	82.7	58.3	61.9	51.6	62.3
2. 1-2	17.9	15.1	20.9	19.2	10.7	23.7	20.4	14.8	14.9	18.8	14.5	12.7	25.2	23.1	19.5	20.5
3. 3-5	6.3	6.1	6.6	7.1	4.2	7.9	6.7	5.4	5.9	5.6	9.4	2.1	9.8	8.3	13.2	-
4. 6-9	3.8	3.3	4.3	3.7	3.0	5.3	2.9	3.0	4.7	3.3	5.0	1.5	4.1	2.3	11.0	2.3
5. 10-19	1.3	1.9	0.8	1.6	0.6	0.3	1.9	1.6	0.9	1.0	2.5	0.4	1.6	2.6	2.4	4.2
6. 20-39	0.6	0.9	0.3	0.6	0.8	0.3	0.8	0.6	0.4	0.5	1.1	0.4	0.9	-	0.6	6.1
7. 40 or more	0.7	1.0	0.3	0.6	-	0.6	0.7	0.4	1.0	0.5	1.7	0.2	0.1	1.8	1.5	4.5
<i>Item 31380 Subject A01c</i>	<i>N</i> 2193	1028	1118	1515	188	409	558	778	448	1776	376	1052	525	224	337	37
E06: On how many occasions (if any) have you used "crack" cocaine. . .																
E06A: . . . in your lifetime?																
1. 0 occasions	96.2	95.7	96.9	96.3	97.5	96.7	95.8	96.5	95.6	96.8	94.4	100.0	100.0	94.9	87.2	36.6
2. 1-2	1.8	2.2	1.5	2.0	0.9	1.6	2.7	1.4	1.8	1.9	1.9	-	-	5.0	6.7	16.3
3. 3-5	0.4	0.2	0.4	0.2	0.4	0.1	0.3	0.1	1.2	0.4	0.2	-	-	-	1.3	5.5
4. 6-9	0.4	0.5	0.3	0.4	0.3	0.3	-	0.6	0.6	0.2	1.2	-	-	-	2.2	-
5. 10-19	0.5	0.3	0.6	0.5	0.6	0.1	0.5	0.8	0.1	0.3	1.2	-	-	-	1.8	7.5
6. 20-39 occasions	0.1	0.2	-	*	-	0.4	-	0.1	-	0.1	-	-	-	-	0.2	3.9
7. 40 or more	0.7	0.8	0.2	0.5	0.4	0.9	0.7	0.5	0.7	0.3	1.2	-	-	0.1	0.6	30.3
<i>Item 22260 Subject A01a</i>	<i>N</i> 2220	1035	1137	1530	195	415	565	786	453	1799	377	1059	532	228	339	41
E06B: . . . during the last 12 months?																
1. 0 occasions	97.5	97.0	98.2	97.5	98.8	97.5	97.4	97.4	97.7	98.1	95.4	100.0	100.0	97.2	91.3	56.9
2. 1-2	0.8	1.1	0.7	1.1	-	0.7	1.0	0.8	0.8	0.8	1.3	-	-	2.7	3.7	-
3. 3-5	0.4	0.3	0.4	0.2	0.4	0.4	0.2	0.3	0.7	0.3	0.8	-	-	-	2.0	4.2
4. 6-9	0.5	0.9	-	0.6	-	0.3	0.1	1.0	0.2	0.2	1.1	-	-	-	0.8	17.7
5. 10-19	0.4	0.2	0.5	0.4	0.6	0.4	0.8	0.4	-	0.3	0.5	-	-	-	1.5	7.8
6. 20-39	0.1	0.1	*	*	0.2	0.2	-	0.1	-	*	0.1	-	-	-	0.2	1.1
7. 40 or more	0.3	0.4	0.2	0.2	-	0.5	0.4	0.1	0.5	0.2	0.8	-	-	0.1	0.6	12.2
<i>Item 22270 Subject A01b</i>	<i>N</i> 2226	1037	1139	1532	195	415	568	787	455	1802	378	1063	532	228	342	41
E06C: . . . during the last 30 days?																
1. 0 occasions	98.4	98.3	98.8	98.7	98.8	98.0	98.4	98.5	98.6	98.8	97.6	100.0	100.0	99.2	94.8	66.2
2. 1-2	0.7	0.4	0.8	0.5	0.2	0.7	0.8	0.4	1.0	0.6	0.9	-	-	0.8	3.1	6.9
3. 3-5	0.5	0.8	0.1	0.6	0.3	0.8	0.7	0.5	-	0.3	0.4	-	-	-	0.7	20.5
4. 6-9	0.2	0.4	0.1	0.2	-	0.2	0.1	0.3	0.3	0.1	0.6	-	-	-	1.2	-
5. 10-19	0.1	0.1	0.1	-	0.8	-	-	0.3	-	0.1	0.1	-	-	-	0.2	1.1
6. 20-39	-	-	-	-	-	-	-	-	-	-	-	-	-	-	-	-
7. 40 or more	0.1	-	0.1	-	-	0.3	-	-	0.2	-	0.3	-	-	-	-	5.3
<i>Item 22280 Subject A01c</i>	<i>N</i> 2223	1036	1139	1531	195	415	565	787	455	1801	378	1063	532	228	339	41
E07: During the last 12 months, on how many occasions (if any) have you . . .																
E07A: . . . taken ketamine ("special K," "super K")																
1. 0 occasions	98.8	98.6	99.2	98.9	99.2	98.6	98.7	98.6	99.3	99.1	98.3	100.0	100.0	100.0	95.7	77.7
2. 1-2	0.6	0.6	0.5	0.5	0.4	0.3	0.6	0.8	0.3	0.5	0.5	-	-	-	2.5	7.7
3. 3-5	0.2	0.2	0.2	0.3	0.2	0.5	0.1	0.3	-	0.1	1.0	-	-	-	1.3	1.0
4. 6-9	0.1	0.1	-	0.1	-	-	0.1	0.1	-	0.1	-	-	-	-	0.2	-
5. 10-19	0.1	0.2	0.1	0.1	0.2	0.2	0.1	0.1	0.2	0.1	-	-	-	-	0.2	4.7
6. 20-39	0.1	-	0.1	-	-	-	0.1	0.1	-	*	-	-	-	-	-	-
7. 40 or more	0.2	0.2	-	0.1	-	0.4	0.3	-	0.2	0.1	0.2	-	-	-	-	9.0
<i>Item 31060 Subject A01b</i>	<i>N</i> 2267	1064	1151	1562	197	433	575	801	459	1826	385	1083	536	232	348	45
E07B: . . . smoked bidis (or beedies) which are small brown cigarettes from India																
1. 0 occasions	97.0	95.1	98.9	97.2	98.9	97.9	97.1	96.3	97.2	97.5	94.8	99.4	98.4	97.8	90.2	71.3
2. 1-2	1.8	2.9	0.8	1.9	-	1.5	1.7	2.2	1.6	1.6	3.0	0.3	0.9	2.0	6.4	15.2
3. 3-5	0.3	0.5	0.1	0.2	0.2	0.3	0.4	0.3	0.1	0.3	0.4	-	0.2	-	1.4	0.8
4. 6-9	0.4	0.8	-	0.4	-	0.1	0.6	0.4	0.4	0.4	0.5	0.2	0.1	-	0.6	7.5
5. 10-19	0.2	0.4	0.1	0.1	0.3	0.1	0.2	0.2	0.4	0.2	0.2	*	0.2	0.2	0.9	-
6. 20-39	0.1	0.1	*	0.1	-	-	0.1	0.3	-	*	0.4	-	-	-	0.5	-
7. 40 or more	0.2	0.2	0.1	0.1	0.7	-	-	0.3	0.4	0.1	0.7	0.1	0.2	-	-	5.2
<i>Item 31070 Subject A01b</i>	<i>N</i> 2263	1062	1150	1560	199	431	572	802	458	1823	385	1082	533	232	347	44

*=less than .05 percent.

QUESTIONNAIRE FORM 5 2005	TOTAL	SEX		RACE		REGION				COLLEGE PLANS?		ILLICIT DRUG USE: LIFETIME				
		M	F	White	Black	NE	NC	S	W	Yes	No	None	Mari- juana Only	Few Pills	More Pills	Any Her- oin
<i>N (Weighted No. of Cases):</i>	2575	1197	1255	1684	252	509	629	912	525	1976	426	1182	610	264	382	54
<i>% of Weighted Total:</i>	100.0	46.5	48.7	65.4	9.8	19.8	24.4	35.4	20.4	76.7	16.5	45.9	23.7	10.3	14.8	2.1
E07C: . . . smoked kreteks (clove cigarettes)																
1. 0 occasions	92.8	90.5	94.8	91.7	98.5	90.0	93.9	94.1	91.9	93.5	89.8	98.6	94.5	92.0	76.7	61.9
2. 1-2	3.4	3.9	3.1	4.1	0.4	4.3	2.8	2.7	4.6	3.4	3.8	0.7	2.6	3.3	11.4	17.0
3. 3-5	1.2	1.7	0.7	1.3	0.3	3.0	1.3	0.7	0.3	0.8	2.5	0.2	1.1	2.2	3.8	2.5
4. 6-9	0.8	1.5	0.2	0.9	0.2	1.1	0.6	0.8	0.9	0.7	1.3	0.1	0.3	0.3	3.3	6.0
5. 10-19	0.8	1.1	0.5	0.8	-	0.5	0.4	0.7	1.5	0.7	0.9	0.2	0.7	0.9	2.0	3.8
6. 20-39	0.4	0.4	0.3	0.5	-	0.4	0.1	0.6	0.2	0.3	0.6	-	0.3	1.1	1.0	-
7. 40 or more	0.6	0.9	0.4	0.6	0.7	0.6	0.9	0.5	0.6	0.5	1.0	0.2	0.4	0.2	1.8	8.8
<i>Item 31150 Subject A01b</i>	<i>N</i> 2253	1058	1145	1552	198	430	570	798	456	1816	382	1081	533	232	340	44
E07D: . . . taken OxyContin (without a doctor's orders)																
1. 0 occasions	95.3	93.4	97.3	94.8	98.2	94.8	94.4	94.8	97.8	96.4	92.1	100.0	100.0	95.0	78.9	59.6
2. 1-2	2.3	3.4	1.4	2.7	0.9	3.0	2.9	2.2	1.1	1.7	4.2	-	-	5.0	10.6	8.0
3. 3-5	0.9	1.0	0.8	0.8	0.9	0.6	1.1	1.3	0.2	0.6	1.9	-	-	-	5.0	3.9
4. 6-9	0.6	0.8	0.2	0.7	-	1.3	0.4	0.6	0.1	0.4	0.9	-	-	-	2.8	5.3
5. 10-19	0.4	0.7	0.2	0.6	-	0.3	0.5	0.6	0.3	0.3	0.5	-	-	-	1.5	10.2
6. 20-39	0.1	0.2	-	*	-	-	0.1	0.3	-	0.1	-	-	-	-	0.7	-
7. 40 or more	0.3	0.5	0.1	0.3	-	-	0.6	0.2	0.5	0.4	0.3	-	-	-	0.5	13.0
<i>Item 31310 Subject A01b</i>	<i>N</i> 2263	1059	1149	1558	198	432	573	800	458	1821	384	1082	533	232	347	45
E07E: . . . taken Vicodin (without a doctor's orders)																
1. 0 occasions	91.8	89.6	93.7	91.1	98.4	93.0	88.2	93.1	92.9	92.2	90.2	100.0	100.0	88.4	60.2	57.1
2. 1-2	4.4	4.8	4.2	5.3	-	3.6	6.4	3.8	3.6	4.1	5.9	-	-	11.2	20.5	4.2
3. 3-5	1.5	2.2	0.8	1.6	0.7	2.0	1.3	1.3	1.4	1.2	2.7	-	-	0.4	8.2	8.8
4. 6-9	1.0	1.1	0.9	0.8	0.8	1.3	2.2	0.3	0.3	1.1	0.6	-	-	-	5.5	4.9
5. 10-19	0.4	0.7	0.2	0.4	-	-	0.7	0.2	0.9	0.5	0.3	-	-	-	2.7	-
6. 20-39	0.4	0.7	0.1	0.4	0.2	0.1	0.2	0.8	0.3	0.4	-	-	-	-	1.8	6.6
7. 40 or more	0.5	0.9	0.1	0.5	-	-	0.9	0.5	0.5	0.6	0.3	-	-	-	1.1	18.3
<i>Item 31320 Subject A01b</i>	<i>N</i> 2261	1061	1149	1560	198	430	571	802	458	1821	385	1081	533	232	347	44
E08: Over the LAST 12 MONTHS, about how often have you gone to parties?																
1. Not at all—GO TO Q.E10	24.9	23.3	25.0	23.5	37.1	20.0	18.9	31.2	25.9	24.1	29.1	35.4	16.4	22.4	8.8	8.9
2. Once a month or less	31.4	27.4	35.7	32.8	28.3	29.5	34.3	31.2	29.7	33.0	25.6	36.8	28.1	30.8	23.8	4.0
3. 2 or 3 times a month	23.1	24.7	22.1	22.8	19.1	30.3	23.3	19.5	22.4	23.7	20.9	18.5	27.9	26.3	24.6	43.0
4. About once a week	11.5	13.1	10.1	12.0	6.8	12.6	13.3	9.1	12.5	11.0	12.0	5.9	16.1	12.5	21.0	18.6
5. 2 or 3 times a week	6.5	7.6	5.7	6.3	5.5	6.2	6.5	5.6	8.3	6.1	7.3	1.8	9.0	6.5	16.2	7.5
6. Over 3 times a week	2.7	3.9	1.4	2.5	3.2	1.5	3.7	3.4	1.3	2.1	5.1	1.5	2.4	1.6	5.7	18.0
<i>Item 21900 Subject C07</i>	<i>N</i> 2251	1050	1149	1549	196	429	571	797	454	1817	381	1076	533	229	345	43
E09: Now think about the parties you went to in the last 12 months. How often . . .																
E09A: Were people over age 30 present at least some of the time?																
1. Never	44.4	43.9	44.9	45.0	48.4	53.6	43.9	41.0	41.5	44.3	43.7	41.6	51.0	42.7	44.1	37.4
2. Seldom	29.5	28.9	30.2	30.1	23.6	27.5	31.8	26.8	32.7	30.0	28.4	25.9	28.0	36.1	34.9	28.2
3. Sometimes	12.8	12.2	13.5	12.7	13.2	10.3	12.0	16.0	10.9	12.4	15.6	14.7	12.0	12.0	9.2	21.9
4. Most times	9.0	10.2	7.8	8.9	6.2	6.0	9.6	9.6	10.3	9.3	7.4	12.1	5.9	7.0	8.0	10.6
5. Always	4.3	4.9	3.6	3.4	8.5	2.6	2.7	6.6	4.5	4.0	4.9	5.7	3.1	2.2	3.8	1.9
<i>Item 21910 Subject C07, M02</i>	<i>N†</i> 1762	840	889	1208	142	346	481	589	345	1414	298	729	461	184	321	43
E09B: Did someone get high on alcohol?																
1. Never	14.0	13.9	13.7	12.5	23.4	13.0	13.7	16.2	11.6	13.6	14.8	24.7	7.8	5.9	4.2	4.2
2. Seldom	6.3	5.2	7.1	5.3	10.9	6.0	6.9	6.3	5.7	6.5	6.3	9.0	4.4	6.0	2.0	5.8
3. Sometimes	12.0	11.7	11.8	10.8	17.5	12.6	10.5	13.3	11.1	11.7	12.2	14.4	9.6	13.0	7.6	10.2
4. Most times	22.9	20.9	25.2	23.9	16.6	21.5	27.9	20.2	22.1	24.7	16.6	24.3	23.9	23.1	19.8	24.8
5. Always	44.8	48.3	42.2	47.5	31.5	46.8	41.0	44.0	49.4	43.4	50.1	27.7	54.3	52.0	66.4	55.1
<i>Item 21920 Subject A02b, C07</i>	<i>N†</i> 1758	837	888	1208	141	345	479	590	343	1408	301	730	460	182	318	43

* = less than .05 percent. † = excludes respondents for whom question was inappropriate.

DESCRIPTIVE RESULTS: 2005

217

QUESTIONNAIRE FORM 5 2005	TOTAL	SEX		RACE		REGION				COLLEGE PLANS?		ILLICIT DRUG USE: LIFETIME					
		M	F	White	Black	NE	NC	S	W	Yes	No	None	Mari- juana Only	Few Pills	More Pills	Any Her- oin	
<i>N (Weighted No. of Cases):</i>	2575	1197	1255	1684	252	509	629	912	525	1976	426	1182	610	264	382	54	
<i>% of Weighted Total:</i>	100.0	46.5	48.7	65.4	9.8	19.8	24.4	35.4	20.4	76.7	16.5	45.9	23.7	10.3	14.8	2.1	
E09C: Did most people get high on alcohol?																	
1. Never	16.4	15.7	16.9	15.1	27.2	13.6	17.3	18.6	14.1	16.2	17.3	29.4	7.8	6.9	5.1	7.9	
2. Seldom	8.5	7.6	9.0	7.0	14.1	8.5	5.2	10.5	9.5	8.0	10.1	11.7	5.6	10.3	3.4	6.3	
3. Sometimes	16.0	17.2	14.7	14.2	16.0	14.3	19.1	13.4	17.9	16.7	13.2	18.1	17.6	10.9	11.6	16.0	
4. Most times	28.5	27.3	30.0	31.8	21.2	30.7	30.1	27.5	25.7	29.8	24.2	23.3	31.9	37.7	32.2	21.4	
5. Always	30.6	32.2	29.4	32.0	21.6	32.9	28.2	30.0	32.6	29.3	35.2	17.4	37.1	34.2	47.6	48.3	
<i>Item 21930 Subject A02b, C07</i>	<i>N†</i>	<i>1757</i>	<i>840</i>	<i>885</i>	<i>1209</i>	<i>141</i>	<i>343</i>	<i>479</i>	<i>590</i>	<i>344</i>	<i>1408</i>	<i>301</i>	<i>729</i>	<i>459</i>	<i>183</i>	<i>319</i>	<i>43</i>
E09D: Did you get high on alcohol?																	
1. Never	36.6	34.5	38.3	30.0	62.1	26.7	34.8	42.0	39.6	37.5	32.5	63.5	21.4	19.1	9.8	17.7	
2. Seldom	11.9	8.0	15.6	12.8	9.8	15.9	9.8	12.7	9.7	13.0	8.0	11.8	12.3	16.3	9.2	6.3	
3. Sometimes	19.8	19.9	20.0	20.9	13.6	20.4	21.0	18.4	20.0	20.6	16.5	12.4	25.9	26.8	22.9	19.3	
4. Most times	16.7	18.0	15.7	20.2	3.8	23.0	18.0	11.2	18.3	16.1	20.6	7.4	24.6	22.1	23.6	23.4	
5. Always	15.0	19.5	10.4	16.3	10.8	13.9	16.4	15.8	12.5	12.7	22.5	4.8	15.7	15.7	34.4	33.3	
<i>Item 21940 Subject A05c, C07</i>	<i>N†</i>	<i>1755</i>	<i>838</i>	<i>885</i>	<i>1208</i>	<i>141</i>	<i>342</i>	<i>480</i>	<i>589</i>	<i>345</i>	<i>1406</i>	<i>301</i>	<i>729</i>	<i>458</i>	<i>182</i>	<i>318</i>	<i>43</i>
E09E: Did you feel pressure to drink alcohol?																	
1. Never	66.9	64.1	69.3	63.8	74.1	69.1	60.1	69.9	68.8	65.2	74.8	68.9	63.9	72.5	62.7	72.8	
2. Seldom	16.6	17.9	15.7	18.9	9.6	14.8	21.5	14.1	15.8	18.0	10.9	14.1	19.5	16.6	19.4	4.8	
3. Sometimes	9.9	9.8	10.1	10.6	8.9	11.7	11.0	9.2	7.7	10.0	9.4	10.7	9.3	7.6	10.3	9.5	
4. Most times	3.2	3.9	2.6	3.2	2.4	3.0	4.2	2.3	3.5	3.8	0.7	2.9	5.0	2.1	2.1	2.8	
5. Always	3.5	4.3	2.3	3.3	5.0	1.4	3.2	4.5	4.2	3.0	4.1	3.5	2.3	1.2	5.5	10.1	
<i>Item 21950 Subject A02b, C07</i>	<i>N†</i>	<i>1753</i>	<i>834</i>	<i>886</i>	<i>1207</i>	<i>140</i>	<i>342</i>	<i>478</i>	<i>588</i>	<i>344</i>	<i>1404</i>	<i>300</i>	<i>727</i>	<i>458</i>	<i>183</i>	<i>318</i>	<i>43</i>
E09F: Did you feel pressure to drink enough to get high?																	
1. Never	74.0	70.0	77.8	71.7	81.5	73.3	69.4	77.1	76.1	73.6	76.5	79.9	69.4	76.3	66.5	74.0	
2. Seldom	13.0	14.6	11.8	14.6	5.6	13.9	16.4	10.8	11.1	13.2	12.6	9.1	17.1	14.9	16.4	2.1	
3. Sometimes	7.9	9.4	6.6	9.1	7.1	9.8	7.8	7.1	7.4	8.3	6.1	6.8	8.2	6.2	10.0	8.1	
4. Most times	2.3	2.8	1.6	2.1	1.0	1.8	3.5	1.4	2.7	2.6	1.5	1.7	3.9	2.3	1.4	3.7	
5. Always	2.8	3.1	2.2	2.5	4.7	1.2	3.0	3.5	2.8	2.3	3.4	2.3	1.4	0.3	5.7	12.1	
<i>Item 21960 Subject A02b, C07</i>	<i>N†</i>	<i>1748</i>	<i>833</i>	<i>882</i>	<i>1204</i>	<i>139</i>	<i>339</i>	<i>479</i>	<i>587</i>	<i>343</i>	<i>1401</i>	<i>299</i>	<i>726</i>	<i>456</i>	<i>183</i>	<i>317</i>	<i>43</i>
E09G: Did someone get high on marijuana?																	
1. Never	32.4	31.2	33.6	32.0	32.9	26.9	36.7	34.0	29.3	32.4	34.1	54.7	18.0	26.5	10.0	10.6	
2. Seldom	10.4	10.1	10.6	10.1	8.3	7.6	10.7	10.5	12.5	10.7	10.0	12.2	12.3	9.3	4.5	5.9	
3. Sometimes	17.2	17.5	17.2	18.4	14.5	16.6	22.2	15.7	13.6	18.0	14.4	13.6	22.9	22.6	14.0	13.2	
4. Most times	18.1	18.7	17.4	18.5	19.0	22.0	14.3	17.4	20.8	18.3	17.1	9.6	22.7	15.5	32.2	22.2	
5. Always	21.8	22.6	21.1	20.9	25.2	27.0	16.1	22.4	23.8	20.6	24.4	9.8	24.1	26.0	39.3	48.0	
<i>Item 21970 Subject A02b, C07</i>	<i>N†</i>	<i>1743</i>	<i>831</i>	<i>879</i>	<i>1203</i>	<i>138</i>	<i>339</i>	<i>477</i>	<i>586</i>	<i>341</i>	<i>1399</i>	<i>296</i>	<i>723</i>	<i>454</i>	<i>183</i>	<i>317</i>	<i>43</i>
E09H: Did most people get high on marijuana?																	
1. Never	38.1	37.8	38.2	37.8	35.4	27.7	42.1	41.7	36.7	38.7	36.3	60.4	25.7	33.8	12.5	7.3	
2. Seldom	17.3	19.3	16.2	18.7	11.1	16.5	20.3	14.9	18.2	18.1	15.7	15.1	20.1	23.7	15.1	18.6	
3. Sometimes	19.8	18.2	21.0	21.0	15.1	24.6	18.6	18.0	19.7	19.7	20.1	12.5	26.1	19.1	27.5	19.7	
4. Most times	12.2	12.4	12.1	11.5	18.3	15.4	7.9	11.8	15.6	12.1	12.9	7.0	14.1	10.8	22.1	14.0	
5. Always	12.6	12.4	12.5	11.0	20.1	15.8	11.1	13.6	9.9	11.4	15.0	5.0	14.2	12.6	22.9	40.4	
<i>Item 21980 Subject A02b, C07</i>	<i>N†</i>	<i>1747</i>	<i>834</i>	<i>880</i>	<i>1205</i>	<i>139</i>	<i>339</i>	<i>478</i>	<i>587</i>	<i>342</i>	<i>1399</i>	<i>299</i>	<i>724</i>	<i>457</i>	<i>183</i>	<i>317</i>	<i>43</i>
E09I: Did you get high on marijuana?																	
1. Never	69.7	65.5	73.7	67.5	76.9	64.1	69.3	72.1	71.6	71.1	66.8	100.0	57.7	62.1	29.4	25.0	
2. Seldom	9.9	9.8	10.0	10.8	6.3	12.0	9.4	9.6	9.2	10.3	8.0	-	18.1	12.4	18.4	13.0	
3. Sometimes	7.0	6.8	7.4	7.6	5.3	8.8	7.0	4.9	8.8	6.7	7.1	-	12.5	8.5	14.1	8.3	
4. Most times	5.3	6.7	4.0	5.9	3.7	6.2	5.8	4.4	5.2	4.8	7.6	-	6.8	6.8	13.6	13.2	
5. Always	8.1	11.2	4.8	8.2	7.9	8.9	8.5	9.0	5.2	7.0	10.6	-	4.9	10.1	24.5	40.5	
<i>Item 21990 Subject A05c, C07</i>	<i>N†</i>	<i>1745</i>	<i>833</i>	<i>879</i>	<i>1205</i>	<i>139</i>	<i>339</i>	<i>479</i>	<i>585</i>	<i>342</i>	<i>1399</i>	<i>298</i>	<i>724</i>	<i>457</i>	<i>182</i>	<i>317</i>	<i>43</i>

†=excludes respondents for whom question was inappropriate.

QUESTIONNAIRE FORM 5 2005	TOTAL	SEX		RACE		REGION				COLLEGE PLANS?		ILLICIT DRUG USE: LIFETIME				
		M	F	White	Black	NE	NC	S	W	Yes	No	None	Mari- juana Only	Few Pills	More Pills	Any Her- oin
<i>N (Weighted No. of Cases):</i>	2575	1197	1255	1684	252	509	629	912	525	1976	426	1182	610	264	382	54
<i>% of Weighted Total:</i>	100.0	46.5	48.7	65.4	9.8	19.8	24.4	35.4	20.4	76.7	16.5	45.9	23.7	10.3	14.8	2.1
E09J: Did you feel pressure to use marijuana?																
1. Never	85.2	83.3	87.6	85.1	82.5	86.5	83.7	84.6	87.1	85.2	87.7	90.7	81.1	84.2	82.0	75.1
2. Seldom	7.6	7.5	7.7	8.1	5.8	8.0	9.4	7.0	5.6	7.7	8.1	5.1	9.7	8.3	9.8	4.6
3. Sometimes	4.1	4.9	3.0	4.0	5.2	3.9	3.4	4.2	5.3	4.2	2.1	2.3	6.2	4.3	4.0	10.7
4. Most times	1.4	1.9	0.9	1.5	2.1	1.0	1.8	1.3	1.6	1.6	0.8	0.8	1.9	1.3	1.9	3.7
5. Always	1.6	2.3	0.8	1.3	4.5	0.6	1.6	3.0	0.3	1.3	1.3	1.2	1.0	1.9	2.2	5.9
<i>Item 22000 Subject A02b, C07</i>	<i>N†</i>	1745	832	882	1204	340	477	586	343	1400	299	723	457	183	317	43
E09K: Did someone get high on other drugs?																
1. Never	58.2	58.5	58.3	58.8	63.3	56.6	63.7	60.2	48.9	58.2	58.7	72.2	61.8	51.7	29.8	22.0
2. Seldom	16.1	16.4	16.0	17.3	13.0	17.7	14.3	14.1	20.2	17.2	11.2	12.2	16.1	17.2	25.6	11.1
3. Sometimes	14.2	14.3	14.3	13.8	12.5	19.2	12.6	11.6	16.2	13.8	16.8	8.9	14.6	19.9	20.5	26.6
4. Most times	5.4	4.9	5.7	5.3	4.3	3.9	4.1	5.2	9.1	5.3	6.6	2.9	4.9	3.7	12.1	11.7
5. Always	6.1	5.9	5.6	4.8	6.9	2.6	5.3	8.9	5.7	5.4	6.7	3.8	2.5	7.5	12.1	28.7
<i>Item 22010 Subject A02b, C07</i>	<i>N†</i>	1738	831	877	1200	339	475	584	341	1394	298	721	454	183	315	43
E09L: Did most people get high on other drugs?																
1. Never	66.4	67.9	65.4	68.8	65.4	64.1	72.7	67.7	57.4	67.0	64.6	77.7	70.5	62.1	43.7	22.0
2. Seldom	17.2	16.6	18.2	18.3	9.9	20.4	14.8	14.5	22.3	17.8	15.2	10.8	18.1	19.6	28.9	27.1
3. Sometimes	9.3	9.5	9.0	8.1	13.8	11.0	6.9	8.7	11.9	8.9	10.8	6.4	6.4	11.5	15.0	28.7
4. Most times	3.0	2.8	2.8	2.2	2.7	2.4	1.9	3.3	4.8	2.9	3.4	2.2	3.4	2.5	4.6	4.6
5. Always	4.1	3.2	4.6	2.6	8.1	2.1	3.7	5.9	3.7	3.5	6.0	2.8	1.6	4.3	7.9	17.7
<i>Item 22020 Subject A02b, C07</i>	<i>N†</i>	1745	834	879	1205	339	479	585	342	1399	299	724	457	183	316	43
E09M: Did you get high on other drugs?																
1. Never	91.7	91.0	92.7	91.2	97.0	91.9	91.8	90.7	92.9	92.3	89.5	100.0	100.0	94.8	66.7	45.6
2. Seldom	3.2	2.8	3.5	3.7	-	3.8	2.7	3.6	2.4	3.0	4.2	-	-	2.4	14.2	12.7
3. Sometimes	3.0	3.1	2.5	3.3	0.7	4.1	3.0	2.4	2.6	3.0	2.8	-	-	2.5	11.9	11.6
4. Most times	0.8	1.1	0.4	0.5	1.0	-	0.7	1.1	1.0	0.7	1.3	-	-	0.3	3.0	8.4
5. Always	1.4	1.9	0.8	1.3	1.4	0.2	1.7	2.1	1.1	1.1	2.1	-	-	-	4.1	21.7
<i>Item 22030 Subject A05c, C07</i>	<i>N†</i>	1745	833	880	1204	339	478	585	343	1399	299	726	455	183	316	43
E09N: Did you feel pressure to use other drugs?																
1. Never	92.7	90.6	94.9	93.7	86.0	95.6	92.9	91.5	91.4	93.3	91.1	95.1	95.1	96.5	85.5	76.5
2. Seldom	3.3	4.6	2.1	3.4	2.9	1.5	3.8	3.2	4.3	3.1	4.1	2.0	2.3	1.7	7.6	10.9
3. Sometimes	2.3	2.4	2.0	1.7	5.7	2.9	2.0	2.2	2.3	2.2	2.7	1.6	2.0	1.8	3.6	-
4. Most times	0.6	0.8	0.3	0.3	2.1	-	0.3	1.0	0.8	0.7	-	0.5	0.5	-	1.1	-
5. Always	1.2	1.6	0.6	0.8	3.3	-	0.9	2.1	1.2	0.7	2.1	0.8	0.1	-	2.2	12.6
<i>Item 22040 Subject A02b, C07</i>	<i>N†</i>	1743	833	879	1202	338	477	586	343	1397	299	723	456	183	316	43
E10: Now think about how you would LIKE parties to be. At the parties you go to, how often . . .																
E10A: Would you like people over age 30 to be present at least some of the time?																
1. Never	53.5	54.0	53.5	53.9	56.8	59.0	53.1	52.5	50.9	54.3	50.7	50.1	55.8	57.3	57.8	54.5
2. Seldom	23.5	23.0	23.9	24.0	18.6	22.2	25.0	22.6	24.4	23.3	24.3	23.5	25.6	25.6	21.9	9.5
3. Sometimes	15.6	15.4	15.6	15.9	17.3	13.6	16.0	17.1	14.3	15.6	15.7	16.9	13.8	10.7	15.7	29.2
4. Most times	4.8	4.4	5.0	4.1	4.1	3.6	4.4	4.3	7.1	4.7	4.8	6.5	3.1	5.1	2.5	1.7
5. Always	2.6	3.2	1.9	2.1	3.2	1.5	1.4	3.5	3.3	2.1	4.4	3.1	1.8	1.3	2.0	5.1
<i>Item 22050 Subject C08, M02</i>	<i>N</i>	2232	1046	1134	1531	413	563	802	454	1797	377	1063	524	232	344	44
E10B: Would you like to get high on alcohol?																
1. Never	41.4	38.9	42.4	35.9	67.4	29.7	38.0	49.3	42.2	41.4	40.4	63.9	26.4	21.3	10.4	14.1
2. Seldom	14.4	11.1	18.0	14.6	9.8	16.5	13.7	13.6	14.8	15.5	10.5	15.5	12.0	21.2	10.3	9.9
3. Sometimes	19.1	18.7	20.0	20.2	14.9	21.8	19.2	17.1	20.2	20.2	15.7	12.2	29.3	22.6	23.2	20.1
4. Most times	14.3	15.5	13.5	17.5	3.3	19.3	16.3	10.5	14.2	13.8	17.1	6.4	19.5	19.4	28.5	13.9
5. Always	10.7	15.8	6.1	11.8	4.6	12.7	12.8	9.6	8.5	9.1	16.4	2.0	12.8	15.5	27.6	41.9
<i>Item 22060 Subject A05c, C08</i>	<i>N</i>	2226	1045	1130	1527	411	562	801	452	1795	375	1059	522	232	343	44

†=excludes respondents for whom question was inappropriate.

DESCRIPTIVE RESULTS: 2005

219

QUESTIONNAIRE FORM 5 2005	TOTAL	SEX		RACE		REGION				COLLEGE PLANS?		ILLICIT DRUG USE: LIFETIME					
		M	F	White	Black	NE	NC	S	W	Yes	No	None	Mari- juana Only	Few Pills	More Pills	Any Her- oin	
<i>N (Weighted No. of Cases):</i>	2575	1197	1255	1684	252	509	629	912	525	1976	426	1182	610	264	382	54	
<i>% of Weighted Total:</i>	100.0	46.5	48.7	65.4	9.8	19.8	24.4	35.4	20.4	76.7	16.5	45.9	23.7	10.3	14.8	2.1	
E10C: Would you like other people to get high on alcohol?																	
1. Never	39.0	35.1	41.5	33.5	64.1	27.7	35.7	46.8	39.4	38.9	38.4	59.6	25.9	23.4	8.4	14.1	
2. Seldom	14.9	11.5	18.6	14.5	13.6	17.0	13.8	14.6	14.9	16.0	10.9	16.7	12.4	18.9	11.3	1.9	
3. Sometimes	21.2	21.3	21.2	22.9	12.3	24.3	24.3	17.3	21.5	21.6	20.2	14.4	29.9	25.7	25.7	27.5	
4. Most times	14.7	16.7	13.4	17.9	2.9	18.1	15.0	12.0	16.1	14.7	15.0	7.0	19.5	19.4	28.1	16.3	
5. Always	10.2	15.4	5.4	11.1	7.0	12.8	11.3	9.4	8.0	8.8	15.5	2.3	12.4	12.6	26.4	40.2	
<i>Item 22070 Subject A11d, C08</i>	<i>N</i>	<i>2224</i>	<i>1045</i>	<i>1128</i>	<i>1524</i>	<i>199</i>	<i>410</i>	<i>561</i>	<i>800</i>	<i>453</i>	<i>1792</i>	<i>375</i>	<i>1060</i>	<i>522</i>	<i>231</i>	<i>342</i>	<i>44</i>
E10D: Would you like to use marijuana?																	
1. Never	70.3	63.8	75.9	69.2	74.1	65.4	69.2	72.7	71.9	72.1	63.5	94.2	57.3	58.6	29.8	28.2	
2. Seldom	9.6	10.8	8.4	10.0	5.1	10.6	10.0	7.9	11.0	9.1	12.5	3.2	16.4	11.5	18.1	7.2	
3. Sometimes	8.5	10.2	7.3	8.7	8.5	11.4	8.6	7.9	6.8	8.5	7.9	1.4	14.3	12.2	19.1	9.7	
4. Most times	4.8	5.3	4.3	5.1	5.0	5.8	4.0	4.7	4.9	4.5	5.7	0.5	6.6	8.6	11.4	10.0	
5. Always	6.9	9.9	4.0	7.1	7.2	6.9	8.3	6.8	5.4	5.8	10.4	0.7	5.5	9.2	21.7	44.8	
<i>Item 22080 Subject A05c, C08</i>	<i>N</i>	<i>2226</i>	<i>1042</i>	<i>1130</i>	<i>1525</i>	<i>199</i>	<i>411</i>	<i>564</i>	<i>799</i>	<i>453</i>	<i>1792</i>	<i>375</i>	<i>1059</i>	<i>522</i>	<i>230</i>	<i>344</i>	<i>44</i>
E10E: Would you like other people to use marijuana?																	
1. Never	66.0	58.3	72.5	64.1	74.1	60.8	66.6	69.4	63.9	67.5	60.1	90.9	51.6	52.4	25.2	19.6	
2. Seldom	11.6	12.5	10.9	12.4	5.6	12.1	11.6	9.9	13.9	11.7	11.5	4.4	18.4	18.1	18.8	14.9	
3. Sometimes	11.3	14.1	8.9	12.0	8.5	14.6	10.0	10.4	11.4	10.7	13.6	3.0	17.9	11.1	26.8	16.0	
4. Most times	5.4	6.6	4.4	5.8	6.4	6.5	4.4	5.0	6.2	5.2	5.6	0.8	8.5	11.2	10.4	11.9	
5. Always	5.8	8.5	3.2	5.8	5.4	6.1	7.4	5.3	4.7	4.9	9.2	0.9	3.6	7.2	18.8	37.6	
<i>Item 22090 Subject A11d, C08</i>	<i>N</i>	<i>2222</i>	<i>1043</i>	<i>1128</i>	<i>1523</i>	<i>198</i>	<i>409</i>	<i>561</i>	<i>800</i>	<i>453</i>	<i>1793</i>	<i>374</i>	<i>1058</i>	<i>522</i>	<i>232</i>	<i>342</i>	<i>42</i>
E10F: Would you like to use other drugs?																	
1. Never	89.2	86.0	92.5	89.8	89.0	91.5	89.0	89.0	87.8	90.5	84.9	96.9	94.8	88.2	64.1	39.4	
2. Seldom	3.9	4.8	3.0	4.0	1.4	4.3	3.7	3.0	5.1	3.8	4.4	0.8	3.4	6.3	12.3	6.8	
3. Sometimes	3.6	4.7	2.7	3.6	4.0	2.6	3.0	4.2	4.3	3.1	5.6	0.7	1.6	3.2	14.2	18.5	
4. Most times	1.2	1.7	0.6	0.7	3.6	0.2	1.6	1.6	0.7	1.1	1.3	0.7	0.1	0.9	3.4	6.7	
5. Always	2.1	2.8	1.2	1.9	2.0	1.4	2.7	2.2	2.0	1.5	3.9	0.8	0.2	1.4	6.0	28.6	
<i>Item 22100 Subject A05c, C08</i>	<i>N</i>	<i>2226</i>	<i>1044</i>	<i>1130</i>	<i>1526</i>	<i>199</i>	<i>411</i>	<i>561</i>	<i>801</i>	<i>452</i>	<i>1794</i>	<i>375</i>	<i>1059</i>	<i>523</i>	<i>232</i>	<i>342</i>	<i>44</i>
E10G: Would you like other people to use other drugs?																	
1. Never	86.2	81.5	90.7	86.8	88.5	87.2	86.3	87.4	82.9	87.7	81.1	94.7	91.5	84.3	60.5	31.2	
2. Seldom	5.1	6.6	4.0	5.1	2.1	6.1	5.6	3.0	7.5	5.3	4.4	2.7	4.3	5.8	13.4	10.0	
3. Sometimes	5.2	7.3	3.0	5.1	5.8	4.6	4.2	5.5	6.3	4.2	8.9	1.3	3.5	6.9	15.4	27.5	
4. Most times	1.0	1.3	0.8	0.8	1.4	0.7	0.8	1.0	1.5	0.8	1.9	0.3	0.1	0.4	4.1	4.8	
5. Always	2.5	3.4	1.5	2.2	2.3	1.4	3.1	3.1	1.9	2.0	3.6	1.0	0.7	2.6	6.7	26.5	
<i>Item 22110 Subject A11d, C08</i>	<i>N</i>	<i>2221</i>	<i>1041</i>	<i>1128</i>	<i>1524</i>	<i>199</i>	<i>410</i>	<i>559</i>	<i>801</i>	<i>451</i>	<i>1790</i>	<i>375</i>	<i>1056</i>	<i>523</i>	<i>232</i>	<i>341</i>	<i>44</i>

QUESTIONNAIRE FORM 6 2005	TOTAL	SEX		RACE		REGION				COLLEGE PLANS?		ILLICIT DRUG USE: LIFETIME				
		M	F	White	Black	NE	NC	S	W	Yes	No	None	Mari- juana Only	Few Pills	More Pills	Any Her- oin
<i>N (Weighted No. of Cases):</i>	2560	1183	1221	1591	279	502	619	913	525	1918	453	1279	542	220	408	31
<i>% of Weighted Total:</i>	100.0	46.2	47.7	62.2	10.9	19.6	24.2	35.7	20.5	74.9	17.7	50.0	21.2	8.6	15.9	1.2
The next questions are about your experiences in school.																
A03: How often do you feel that the school work you are assigned is meaningful and important?																
5. Almost always	9.0	7.2	10.4	5.6	17.8	5.1	5.4	11.6	12.2	9.1	6.7	11.1	6.6	7.3	4.9	10.7
4. Often	19.4	16.2	22.5	17.9	23.9	23.3	15.9	20.7	17.6	20.6	14.3	23.1	16.1	19.7	12.6	11.8
3. Sometimes	43.9	44.2	44.1	45.8	42.2	41.4	49.2	41.4	44.6	44.4	45.4	45.3	46.8	42.9	39.9	11.8
2. Seldom	22.0	25.3	19.3	24.9	12.9	22.6	24.6	20.3	21.4	21.7	23.0	16.2	24.1	28.7	32.6	52.1
1. Never	5.7	7.1	3.7	5.8	3.2	7.7	4.9	5.9	4.2	4.2	10.6	4.2	6.4	1.4	9.9	13.6
<i>Item 5700 Subject B01</i>	<i>N</i> 2453	1135	1196	1544	268	487	585	876	505	1860	427	1241	524	207	387	30
A04: How interesting are most of your courses to you?																
5. Very exciting and stimulating	2.7	2.3	2.9	1.9	4.8	1.9	1.5	3.5	3.6	2.9	2.0	4.3	1.1	0.8	0.5	2.7
4. Quite interesting	18.5	17.7	19.0	15.6	20.3	20.9	16.4	17.4	20.7	19.9	11.3	23.0	13.9	16.0	12.8	11.7
3. Fairly interesting	45.5	42.7	49.4	47.0	50.8	46.0	47.7	45.6	42.3	47.3	40.2	45.7	46.9	51.0	42.9	22.3
2. Slightly dull	23.9	26.4	20.9	26.2	17.7	21.8	26.3	24.3	22.4	22.3	30.3	20.5	26.7	23.2	29.9	37.5
1. Very dull	9.4	10.9	7.8	9.3	6.4	9.4	8.1	9.2	11.1	7.5	16.1	6.5	11.4	9.0	13.9	25.7
<i>Item 5710 Subject B01</i>	<i>N</i> 2532	1178	1217	1591	272	494	611	906	521	1909	452	1271	539	218	408	30
A05: How important do you think the things you are learning in school are going to be for your later life?																
5. Very important	15.3	14.3	15.4	10.0	24.7	11.8	10.5	18.7	18.1	14.7	15.4	17.2	14.4	17.6	8.0	8.3
4. Quite important	22.1	20.7	23.9	19.7	28.4	19.5	20.4	22.9	25.4	23.3	17.6	27.1	20.4	13.4	15.4	8.8
3. Fairly important	35.0	32.5	37.0	38.3	31.1	36.7	37.2	34.0	32.3	36.9	29.4	35.6	32.2	36.5	35.3	42.5
2. Slightly important	22.9	26.4	20.3	26.9	12.6	27.1	25.5	20.5	20.1	21.6	28.6	17.0	27.8	30.1	32.0	24.6
1. Not at all important	4.8	6.1	3.4	5.1	3.2	4.9	6.4	3.9	4.2	3.5	9.0	3.2	5.1	2.4	9.3	15.8
<i>Item 5720 Subject B01</i>	<i>N</i> 2524	1176	1213	1585	272	493	608	903	521	1904	449	1266	537	218	407	31
A06: Now thinking back over the past year in school, how often did you . . .																
A06A: Enjoy being in school?																
1. Never	5.8	7.2	4.4	5.9	5.4	7.8	6.6	4.6	5.2	3.6	14.5	4.1	7.1	4.1	9.1	18.9
2. Seldom	19.4	21.2	18.3	21.5	17.8	18.2	20.9	20.1	17.4	18.7	24.8	16.1	19.8	21.4	27.2	38.2
3. Sometimes	41.7	41.2	41.9	42.0	39.4	41.1	42.3	41.9	41.2	41.5	41.9	40.3	44.1	46.0	42.7	21.4
4. Often	24.6	23.1	25.9	24.8	22.6	25.0	23.5	25.0	24.7	27.4	14.0	28.9	22.1	20.7	17.5	13.2
5. Almost always	8.6	7.3	9.6	5.8	14.8	7.9	6.8	8.4	11.5	8.9	4.7	10.5	6.8	7.8	3.5	8.4
<i>Item 23090 Subject B01</i>	<i>N</i> 2543	1181	1220	1591	279	498	613	911	521	1915	452	1277	538	220	407	31
A06B: Hate being in school?																
1. Never	5.4	5.8	4.6	3.5	11.6	6.5	4.0	5.0	6.8	5.1	4.1	6.3	5.6	4.8	2.3	3.1
2. Seldom	23.3	21.1	26.1	23.5	23.8	21.6	21.9	25.4	23.2	25.5	15.1	29.1	17.0	23.0	15.4	6.8
3. Sometimes	34.9	34.7	35.2	35.3	27.7	35.6	36.0	32.0	38.2	36.1	30.5	35.4	37.2	35.1	31.3	31.6
4. Often	24.8	26.1	23.9	26.7	22.3	23.3	26.1	26.7	21.5	24.3	29.3	20.3	26.6	28.8	33.3	37.6
5. Almost always	11.5	12.3	10.2	11.1	14.6	12.9	12.1	10.9	10.4	9.0	21.1	8.8	13.6	8.4	17.7	21.0
<i>Item 23100 Subject B01</i>	<i>N</i> 2542	1181	1219	1590	279	498	613	911	521	1915	452	1278	538	219	407	31
A06C: Try to do your best work in school?																
1. Never	1.5	2.4	0.5	1.4	1.4	1.9	1.8	1.2	1.2	1.1	2.1	1.0	1.1	1.4	2.8	5.4
2. Seldom	8.2	12.3	4.2	9.3	3.8	9.3	8.0	8.3	7.4	7.5	10.5	5.5	8.1	10.7	14.8	14.4
3. Sometimes	26.4	32.5	20.5	27.5	23.0	26.2	27.5	24.8	28.2	26.6	26.8	21.5	30.9	30.2	33.4	36.5
4. Often	35.7	33.2	38.2	36.4	35.5	31.9	38.5	37.5	33.1	34.5	41.1	36.0	35.4	36.6	36.3	21.9
5. Almost always	28.2	19.6	36.5	25.4	36.2	30.7	24.2	28.3	30.1	30.3	19.5	36.0	24.4	21.1	12.7	21.8
<i>Item 23110 Subject B01</i>	<i>N</i> 2537	1177	1220	1588	279	498	608	910	521	1915	449	1276	535	220	407	31
A06D: Find the school work too hard to understand?																
1. Never	13.8	16.8	10.5	14.7	14.4	13.7	12.9	14.2	14.0	14.4	10.8	13.2	14.7	13.3	13.1	28.5
2. Seldom	40.7	40.7	41.4	43.7	33.8	45.4	42.7	40.8	33.7	44.3	29.6	41.6	39.6	43.3	39.4	28.2
3. Sometimes	34.0	32.4	35.3	31.4	37.4	31.7	34.9	31.3	39.9	31.6	42.1	34.9	35.7	28.5	33.4	26.6
4. Often	9.0	7.5	10.7	7.9	12.1	6.9	7.9	10.5	9.8	8.1	12.7	7.7	8.6	14.0	10.5	13.7
5. Almost always	2.5	2.6	2.1	2.4	2.4	2.4	1.6	3.1	2.6	1.6	4.8	2.7	1.5	0.9	3.6	3.0
<i>Item 23120 Subject B01</i>	<i>N</i> 2540	1180	1220	1590	278	498	611	910	521	1915	452	1277	537	220	407	31

QUESTIONNAIRE FORM 6 2005	TOTAL	SEX		RACE		REGION				COLLEGE PLANS?		ILLICIT DRUG USE: LIFETIME				
		M	F	White	Black	NE	NC	S	W	Yes	No	None	Mari- juana Only	Few Pills	More Pills	Any Her- oin
<i>N (Weighted No. of Cases):</i>	2560	1183	1221	1591	279	502	619	913	525	1918	453	1279	542	220	408	31
<i>% of Weighted Total:</i>	100.0	46.2	47.7	62.2	10.9	19.6	24.2	35.7	20.5	74.9	17.7	50.0	21.2	8.6	15.9	1.2
A06E: Fool around in class?																
1. Never	10.0	5.4	14.1	7.4	17.4	11.0	8.4	10.2	10.7	10.5	7.6	15.1	5.4	7.0	2.5	11.4
2. Seldom	24.1	20.2	28.4	23.5	23.4	26.3	23.4	24.6	21.7	25.0	19.5	28.0	20.2	22.9	18.2	15.3
3. Sometimes	33.7	31.5	36.1	34.3	35.4	35.8	30.6	33.1	36.4	33.5	36.3	33.1	38.2	33.3	30.9	29.9
4. Often	21.4	27.1	16.0	24.4	13.8	18.3	26.0	21.0	19.7	21.9	20.4	17.0	22.8	26.3	30.6	30.0
5. Almost always	10.8	15.8	5.5	10.4	10.0	8.5	11.5	11.1	11.5	9.1	16.1	6.8	13.3	10.5	17.8	13.4
<i>Item 23130 Subject B01</i>	<i>N</i> 2534	1179	1216	1590	276	494	610	909	521	1911	451	1273	537	220	407	30
A06F: Fail to complete or turn in your assignments?																
1. Never	22.4	16.2	28.7	24.4	17.0	25.4	22.5	23.5	17.4	24.4	15.6	28.1	17.7	18.6	13.2	9.3
2. Seldom	34.9	33.6	36.5	35.8	37.0	33.4	36.9	34.4	34.8	36.9	29.7	36.2	35.2	34.8	32.3	12.7
3. Sometimes	29.4	32.8	26.4	27.3	33.6	26.8	28.6	29.4	32.9	27.9	33.6	26.7	32.4	30.2	32.9	54.4
4. Often	10.2	14.2	6.5	10.0	10.0	11.0	8.8	10.0	11.6	8.6	15.6	7.4	11.8	11.6	16.2	11.6
5. Almost always	3.1	3.3	1.9	2.5	2.3	3.3	3.1	2.7	3.4	2.2	5.4	1.6	2.9	4.8	5.3	12.0
<i>Item 23140 Subject B01</i>	<i>N</i> 2539	1180	1218	1589	279	496	611	910	521	1913	452	1277	536	220	406	31
A06G: Get good grades (like As or Bs)?																
1. Never	2.1	3.2	0.8	2.0	1.8	2.4	2.7	1.7	1.6	0.6	7.5	1.8	1.7	1.2	3.4	5.4
2. Seldom	9.1	12.0	6.0	7.5	8.3	7.0	8.1	9.5	11.4	6.3	18.0	6.0	11.1	12.6	13.2	18.6
3. Sometimes	23.0	26.1	19.0	19.9	32.2	20.8	22.6	22.0	27.4	20.7	30.8	19.7	26.9	26.1	26.0	30.6
4. Often	26.9	27.1	26.7	25.4	32.2	25.2	22.2	30.4	27.9	27.1	27.1	25.7	25.7	26.6	31.3	27.5
5. Almost always	38.9	31.6	47.4	45.2	25.5	44.6	44.4	36.3	31.6	45.4	16.6	46.8	34.6	33.6	26.1	17.9
<i>Item 23150 Subject B01</i>	<i>N</i> 2536	1178	1218	1587	279	497	610	910	519	1911	452	1276	537	219	405	31
A06H: Get sent to the office, or have to stay after school, because you misbehaved?																
1. Never	70.5	62.2	81.1	71.4	62.5	73.2	68.2	70.1	71.5	75.9	55.7	81.7	64.5	64.7	54.9	25.1
2. Seldom	19.2	24.5	13.3	18.9	24.7	16.4	19.9	20.0	19.7	17.0	24.7	12.9	24.3	23.2	27.6	35.8
3. Sometimes	6.6	8.1	4.2	6.4	7.6	6.0	7.9	6.5	6.0	5.1	11.0	3.9	7.2	7.0	10.9	17.1
4. Often	2.5	3.3	1.1	2.4	3.3	3.6	2.1	2.6	2.0	1.5	5.7	0.5	2.8	4.0	5.2	16.9
5. Almost always	1.1	1.9	0.2	0.9	1.9	0.8	2.0	0.9	0.8	0.6	2.9	1.0	1.2	1.0	1.3	5.1
<i>Item 23160 Subject B01, B07</i>	<i>N</i> 2539	1181	1219	1590	278	498	609	911	522	1914	452	1277	537	220	407	31
A06I: Skip a day of school, or part of a day (without permission)?																
1. Never	44.4	39.6	50.1	46.1	44.1	45.6	48.8	44.6	37.6	48.5	31.4	60.4	34.4	32.1	19.0	5.4
2. Seldom	24.9	27.3	22.4	23.3	25.4	26.3	23.5	24.0	26.7	24.8	22.4	22.4	28.2	25.9	26.0	32.9
3. Sometimes	19.0	19.5	18.4	18.6	18.7	15.3	18.1	19.8	22.0	17.1	26.5	11.4	24.0	25.7	31.3	27.6
4. Often	8.4	9.8	6.5	8.6	8.9	9.3	6.8	8.1	10.1	7.2	12.7	4.0	9.5	11.5	17.4	23.3
5. Almost always	3.3	3.9	2.6	3.4	3.0	3.5	2.8	3.5	3.6	2.4	7.0	1.8	3.9	4.8	6.2	10.8
<i>Item 23170 Subject B01, B06</i>	<i>N</i> 2539	1182	1219	1590	279	496	611	911	522	1916	452	1278	537	219	407	31
A07: Now thinking back to the time when you were in fifth and sixth grade, how often did you . . .																
A07A: Enjoy being in school?																
1. Never	8.8	11.1	6.4	8.4	9.4	10.2	7.8	10.0	6.5	7.5	14.3	7.5	9.7	6.2	12.2	18.9
2. Seldom	11.9	13.7	9.9	14.0	6.3	13.3	11.1	11.8	11.9	11.5	13.1	10.7	10.5	16.1	14.4	12.1
3. Sometimes	23.9	27.4	20.6	27.1	11.6	28.2	26.0	22.6	19.8	23.3	27.7	24.1	24.8	23.8	22.3	40.8
4. Often	32.3	30.8	33.9	32.7	26.3	27.7	35.5	29.0	38.5	34.4	25.5	33.2	29.1	34.3	34.0	15.4
5. Almost always	23.1	17.0	29.3	17.8	46.4	20.6	19.6	26.6	23.4	23.3	19.5	24.5	25.8	19.6	17.0	12.9
<i>Item 23270 Subject B01</i>	<i>N</i> 2534	1174	1220	1586	278	492	608	912	521	1913	448	1274	539	220	403	31
A07B: Hate being in school?																
1. Never	17.5	14.8	19.9	13.8	33.7	13.1	18.1	18.7	19.0	18.0	14.0	19.3	16.7	17.2	12.6	13.1
2. Seldom	31.0	27.0	35.7	31.8	26.9	33.4	29.7	31.0	30.3	31.9	28.9	33.1	30.5	31.7	28.0	19.5
3. Sometimes	29.6	31.7	28.7	32.0	21.0	28.8	31.7	28.2	30.8	30.1	28.8	29.2	30.5	30.4	30.9	35.2
4. Often	11.3	13.7	7.9	11.8	9.6	14.3	11.4	9.3	11.9	10.9	12.2	10.1	12.1	10.8	13.4	6.1
5. Almost always	10.5	12.8	7.8	10.7	8.9	10.5	9.1	12.9	8.0	9.1	16.0	8.3	10.2	9.8	15.0	26.2
<i>Item 23280 Subject B01</i>	<i>N</i> 2533	1175	1220	1586	278	494	608	912	519	1913	447	1274	539	220	404	31

QUESTIONNAIRE FORM 6 2005	TOTAL	SEX		RACE		REGION				COLLEGE PLANS?		ILLICIT DRUG USE: LIFETIME				
		M	F	White	Black	NE	NC	S	W	Yes	No	None	Mari- juana Only	Few Pills	More Pills	Any Her- oin
<i>N (Weighted No. of Cases):</i>	2560	1183	1221	1591	279	502	619	913	525	1918	453	1279	542	220	408	31
<i>% of Weighted Total:</i>	100.0	46.2	47.7	62.2	10.9	19.6	24.2	35.7	20.5	74.9	17.7	50.0	21.2	8.6	15.9	1.2
A07C: Try to do your best work in school?																
1. Never	2.8	4.2	1.4	2.7	1.9	3.3	1.7	3.5	2.3	2.2	5.3	2.2	3.1	2.5	4.2	7.9
2. Seldom	6.7	7.9	4.6	6.8	3.6	6.5	5.7	7.5	6.8	5.4	9.8	4.4	5.5	10.2	13.1	4.3
3. Sometimes	18.6	23.2	13.9	20.0	16.5	19.8	19.8	17.9	17.3	17.5	22.7	16.7	18.9	12.6	25.2	46.8
4. Often	29.1	31.2	27.5	28.9	24.7	26.0	29.1	29.6	31.3	29.1	28.9	29.0	30.6	35.3	25.2	24.6
5. Almost always	42.8	33.4	52.5	41.5	53.4	44.5	43.7	41.4	42.4	45.8	33.2	47.7	41.8	39.5	32.4	16.4
<i>Item 23290 Subject B01</i>	<i>N</i> 2528	1173	1217	1584	277	492	608	910	519	1907	448	1275	539	219	401	30
A07D: Find the school work too hard to understand?																
1. Never	26.8	27.9	25.9	25.7	32.1	26.0	26.7	28.2	25.1	28.6	20.7	25.8	30.3	23.1	25.9	44.7
2. Seldom	31.1	31.4	31.0	33.2	25.7	31.4	34.1	29.0	31.2	32.4	25.9	33.0	29.7	32.1	28.2	24.1
3. Sometimes	28.4	27.3	29.4	27.6	30.5	29.8	25.9	29.3	28.2	27.0	33.0	28.1	28.4	29.9	28.6	23.0
4. Often	9.9	9.8	9.7	10.0	7.9	8.3	10.7	9.5	11.0	8.8	14.2	9.1	8.8	12.2	11.8	8.2
5. Almost always	3.9	3.6	3.9	3.5	3.8	4.5	2.6	4.0	4.5	3.2	6.2	4.0	2.8	2.8	5.6	-
<i>Item 23300 Subject B01</i>	<i>N</i> 2531	1174	1219	1586	278	492	609	911	519	1911	448	1272	539	220	403	31
A07E: Fool around in class?																
1. Never	22.0	13.8	30.6	19.9	30.0	25.9	19.8	22.3	20.5	23.6	16.8	27.8	17.2	17.6	12.9	15.1
2. Seldom	24.5	22.0	27.7	26.5	20.6	29.4	22.2	25.1	21.4	25.3	22.0	28.3	22.2	20.6	19.4	13.8
3. Sometimes	24.9	25.7	23.7	25.1	22.8	21.1	30.2	23.9	24.3	24.1	25.8	22.7	27.7	27.3	25.6	40.6
4. Often	16.3	20.9	10.8	16.4	14.6	14.4	17.8	14.7	19.0	15.4	19.4	14.0	18.2	17.3	20.1	16.3
5. Almost always	12.3	17.5	7.3	12.1	11.9	9.3	10.1	13.9	14.9	11.6	16.0	7.2	14.7	17.1	21.9	14.2
<i>Item 23310 Subject B01</i>	<i>N</i> 2529	1175	1219	1585	276	492	607	910	519	1910	448	1272	539	220	402	31
A07F: Fail to complete or turn in your assignments?																
1. Never	41.5	33.7	49.8	41.1	46.4	44.8	40.3	42.6	37.6	45.1	29.1	47.6	41.1	33.4	28.3	29.0
2. Seldom	29.9	30.7	28.5	30.8	25.7	29.0	32.2	28.3	31.0	30.3	27.8	28.5	30.3	34.8	32.2	20.0
3. Sometimes	18.2	22.6	14.4	17.0	22.1	16.1	16.7	19.8	19.0	16.1	25.6	16.3	17.9	20.9	22.0	37.4
4. Often	7.4	9.5	5.3	8.3	4.1	6.6	8.7	6.3	8.5	6.0	12.0	5.4	8.6	6.4	12.4	10.2
5. Almost always	3.0	3.5	2.1	2.8	1.6	3.5	2.1	2.9	3.9	2.4	5.5	2.3	2.1	4.5	5.1	3.3
<i>Item 23320 Subject B01</i>	<i>N</i> 2529	1173	1219	1587	276	491	608	912	519	1910	448	1273	539	220	402	31
A07G: Get good grades (like As or Bs)?																
1. Never	2.8	3.9	1.6	3.2	1.4	3.6	1.5	3.3	2.9	1.7	8.1	2.5	1.6	2.4	5.6	5.4
2. Seldom	7.6	9.1	5.6	7.5	6.0	6.6	8.3	7.7	7.9	5.2	15.8	5.3	9.0	7.7	10.6	15.8
3. Sometimes	16.1	18.8	13.2	15.8	16.6	15.6	16.6	15.7	16.7	14.4	21.2	15.5	16.9	17.9	16.6	23.5
4. Often	22.7	23.5	21.7	20.5	26.4	23.4	19.9	22.3	25.9	21.6	25.7	20.7	24.6	25.0	23.6	26.9
5. Almost always	50.8	44.6	57.9	53.0	49.5	50.8	53.7	51.1	46.6	57.1	29.2	56.1	47.9	46.9	43.6	28.5
<i>Item 23330 Subject B01</i>	<i>N</i> 2527	1171	1219	1584	277	490	607	912	518	1907	448	1273	536	220	402	31
A07H: Get sent to the office, or have to stay after school, because you misbehaved?																
1. Never	62.1	49.3	76.1	62.3	55.0	69.0	60.9	59.9	61.1	65.5	52.1	72.3	57.4	57.0	44.8	37.3
2. Seldom	17.7	21.5	13.5	18.5	17.9	14.2	19.7	17.8	18.5	17.5	18.5	15.4	21.0	18.7	21.4	6.9
3. Sometimes	10.4	14.3	6.0	10.8	9.3	9.3	10.2	11.0	10.3	9.0	13.5	7.8	9.8	12.9	15.0	28.4
4. Often	6.9	10.1	3.2	5.6	12.8	5.0	6.9	7.6	7.3	5.7	10.3	2.9	8.3	6.3	13.4	21.8
5. Almost always	2.9	4.7	1.1	2.9	5.0	2.5	2.3	3.7	2.8	2.3	5.6	1.6	3.4	5.0	5.5	5.6
<i>Item 23340 Subject B01, B07</i>	<i>N</i> 2529	1172	1220	1585	278	493	608	911	517	1912	447	1275	539	220	401	31
A07I: Skip a day of school, or part of a day (without permission)?																
1. Never	87.1	83.5	91.8	88.2	87.0	85.9	88.9	86.0	88.3	89.9	78.5	91.4	86.6	83.3	79.7	77.7
2. Seldom	6.9	9.0	4.6	6.3	7.6	6.1	6.2	7.6	7.4	6.1	10.5	5.4	6.5	9.5	10.3	1.6
3. Sometimes	3.3	4.4	2.2	3.2	3.3	3.9	3.2	3.7	2.1	2.4	5.6	2.1	4.5	2.7	5.6	5.6
4. Often	1.2	1.8	0.4	1.1	1.0	2.2	0.4	1.3	1.1	0.8	2.5	0.6	1.5	1.8	1.8	2.7
5. Almost always	1.4	1.2	1.1	1.3	1.1	1.8	1.3	1.4	1.1	0.8	3.1	0.5	0.9	2.8	2.7	12.5
<i>Item 23350 Subject B01, B06</i>	<i>N</i> 2532	1174	1220	1587	277	493	608	912	519	1912	448	1275	539	220	403	31

DESCRIPTIVE RESULTS: 2005

225

QUESTIONNAIRE FORM 6 2005	TOTAL	SEX		RACE		REGION				COLLEGE PLANS?		ILLICIT DRUG USE: LIFETIME				
		M	F	White	Black	NE	NC	S	W	Yes	No	None	Mari- juana Only	Few Pills	More Pills	Any Her- oin
<i>N (Weighted No. of Cases):</i> <i>% of Weighted Total:</i>	2560 100.0	1183 46.2	1221 47.7	1591 62.2	279 10.9	502 19.6	619 24.2	913 35.7	525 20.5	1918 74.9	453 17.7	1279 50.0	542 21.2	220 8.6	408 15.9	31 1.2
A08: How often do your parents (or step-parents or guardians) do the following?																
A08A: Check on whether you have done your homework (NOTE: This question was omitted in the questionnaires administered in California, beginning in 1997, due to state requirements.)																
1. Never	37.7	34.8	40.2	38.3	36.1	41.9	35.8	38.7	29.9	36.2	43.0	31.4	43.6	44.2	45.8	46.7
2. Rarely	26.8	28.6	25.9	26.5	26.9	27.8	27.6	25.9	25.5	27.9	24.6	27.4	25.6	24.0	28.5	28.2
3. Sometimes	20.7	21.7	18.9	20.1	22.4	17.9	19.9	21.1	27.8	20.6	19.7	22.8	19.5	20.5	15.8	12.7
4. Often	14.8	14.8	15.1	15.1	14.6	12.4	16.7	14.3	16.8	15.3	12.8	18.4	11.3	11.4	9.9	12.3
<i>Item 25180 Subject M03</i>	<i>N</i> 2238	1035	1080	1485	261	497	608	912	221	1673	408	1125	474	194	357	29
A08B: Provide help with your homework when it's needed (NOTE: This question was omitted in the questionnaires administered in California, beginning in 1997, due to state requirements.)																
1. Never	24.6	27.3	22.5	21.9	30.2	27.2	19.4	27.1	22.5	23.4	26.5	21.6	27.0	28.1	28.9	31.8
2. Rarely	20.6	18.8	22.0	19.7	16.7	18.4	21.6	20.6	23.1	21.1	19.0	19.6	18.7	25.7	21.2	24.5
3. Sometimes	27.2	25.9	28.4	27.5	29.6	29.3	27.9	26.7	23.1	27.6	26.5	28.9	29.9	22.5	21.7	27.4
4. Often	27.6	28.0	27.2	31.0	23.6	25.0	31.0	25.7	31.4	27.8	28.0	30.0	24.4	23.6	28.2	16.4
<i>Item 25190 Subject M03</i>	<i>N</i> 2238	1034	1080	1483	261	495	608	912	222	1672	408	1125	473	194	358	29
A08C: Require you to do work or chores around the home (NOTE: This question was omitted in the questionnaires administered in California, beginning in 1997, due to state requirements.)																
1. Never	8.5	6.9	9.5	8.2	6.8	9.9	8.4	7.9	8.5	7.3	12.1	6.0	10.1	9.1	12.2	16.9
2. Rarely	14.2	13.9	13.8	15.2	9.6	14.8	14.5	13.5	15.2	14.5	11.9	13.3	11.2	16.8	18.1	34.9
3. Sometimes	30.3	34.2	26.7	32.0	23.9	32.0	32.0	28.8	28.0	30.6	30.2	30.7	32.3	28.4	28.0	20.2
4. Often	46.9	44.9	50.0	44.6	59.7	43.3	45.0	49.7	48.2	47.6	45.8	49.9	46.4	45.7	41.6	28.0
<i>Item 25200 Subject M03</i>	<i>N</i> 2232	1031	1079	1485	259	493	606	911	222	1669	406	1123	473	193	355	29
A08D: Limit the amount of time you can spend watching TV (NOTE: This question was omitted in the questionnaires administered in California, beginning in 1997, due to state requirements.)																
1. Never	67.6	67.0	69.0	69.3	69.4	72.0	65.3	67.9	62.7	65.7	76.0	62.2	71.7	71.5	76.0	78.6
2. Rarely	19.3	20.2	18.6	19.2	17.0	17.2	22.1	18.3	20.3	21.0	13.2	22.5	16.8	16.6	15.3	10.3
3. Sometimes	8.5	8.0	8.2	7.4	7.8	7.4	7.5	9.6	9.2	9.0	5.7	9.3	7.6	9.2	6.2	3.4
4. Often	4.6	4.7	4.2	4.1	5.7	3.4	5.1	4.1	7.8	4.3	5.1	5.9	3.9	2.7	2.5	7.7
<i>Item 25210 Subject M03</i>	<i>N</i> 2233	1034	1079	1484	261	496	608	907	222	1671	408	1123	473	194	359	28
A08E: Limit the amount of time you can go out with friends on school nights (NOTE: This question was omitted in the questionnaires administered in California, beginning in 1997, due to state requirements.)																
1. Never	30.0	33.5	24.9	28.6	36.7	29.3	32.2	29.1	29.4	26.2	44.4	27.0	32.3	32.6	32.1	50.3
2. Rarely	20.6	21.6	20.6	20.1	21.2	21.1	19.8	21.4	18.5	22.4	13.7	21.5	19.6	17.6	22.8	12.8
3. Sometimes	25.8	24.6	27.9	28.2	18.9	23.9	24.1	27.9	26.2	26.2	23.6	25.5	26.7	26.5	25.5	23.5
4. Often	23.6	20.4	26.6	23.1	23.2	25.7	23.9	21.6	25.9	25.2	18.2	26.0	21.4	23.3	19.5	13.5
<i>Item 25220 Subject M03</i>	<i>N</i> 2232	1033	1080	1484	259	494	608	908	222	1670	408	1123	473	193	358	29
A09: To what extent have you participated in the following school activities during this school year?																
A09A: School newspaper or yearbook																
1. Not at all	74.2	77.9	70.2	74.6	67.5	72.6	76.9	71.1	78.2	72.2	84.1	71.7	76.2	73.7	80.2	85.2
2. Slight	10.9	12.4	10.2	10.4	12.8	11.0	7.4	13.5	10.3	11.7	6.4	12.7	10.8	8.8	7.0	3.8
3. Moderate	4.2	3.6	4.7	3.3	8.5	5.6	3.5	4.5	3.4	4.4	2.9	4.5	2.6	5.2	4.3	8.6
4. Considerable	3.5	2.1	4.5	4.0	3.2	4.6	3.2	3.8	2.4	3.8	2.1	3.6	3.8	3.7	3.0	-
5. Great extent	7.1	4.1	10.4	7.7	8.0	6.3	8.9	7.2	5.7	7.9	4.5	7.5	6.7	8.6	5.5	2.4
<i>Item 22170 Subject B01, C07</i>	<i>N</i> 2531	1177	1220	1585	279	496	608	907	520	1910	453	1272	541	220	406	31

QUESTIONNAIRE FORM 6 2005	TOTAL	SEX		RACE		REGION				COLLEGE PLANS?		ILLICIT DRUG USE: LIFETIME				
		M	F	White	Black	NE	NC	S	W	Yes	No	None	Mari- juana Only	Few Pills	More Pills	Any Her- oin
<i>N (Weighted No. of Cases):</i>	2560	1183	1221	1591	279	502	619	913	525	1918	453	1279	542	220	408	31
<i>% of Weighted Total:</i>	100.0	46.2	47.7	62.2	10.9	19.6	24.2	35.7	20.5	74.9	17.7	50.0	21.2	8.6	15.9	1.2
A09B: Music or other performing arts																
1. Not at all	57.6	65.1	50.6	58.4	56.7	63.7	55.0	54.9	59.5	55.2	66.8	53.8	62.8	56.6	64.3	60.7
2. Slight	9.7	9.6	9.8	8.1	9.1	8.1	8.5	10.3	11.5	9.5	10.0	9.3	9.8	10.5	10.7	4.6
3. Moderate	8.2	7.1	9.1	7.5	10.7	7.2	9.0	9.0	7.0	8.1	7.3	8.3	7.4	9.2	8.3	13.3
4. Considerable	7.0	5.5	7.9	6.9	7.3	5.7	8.1	6.9	7.0	7.5	4.9	6.9	6.8	6.5	6.6	10.9
5. Great extent	17.5	12.7	22.5	19.1	16.1	15.3	19.5	18.8	15.0	19.6	11.1	21.7	13.2	17.2	10.0	10.6
<i>Item 22180 Subject B01, C07</i>	<i>N 2524</i>	<i>1176</i>	<i>1214</i>	<i>1580</i>	<i>279</i>	<i>495</i>	<i>607</i>	<i>902</i>	<i>519</i>	<i>1904</i>	<i>453</i>	<i>1266</i>	<i>540</i>	<i>220</i>	<i>406</i>	<i>31</i>
A09C: Athletic teams																
1. Not at all	43.0	37.5	49.4	42.2	35.5	43.0	38.4	45.2	44.6	40.1	55.2	42.2	37.3	46.9	48.4	75.9
2. Slight	8.4	8.6	7.5	8.0	9.1	7.9	9.1	9.5	6.0	7.9	10.5	8.3	10.2	6.6	7.2	5.4
3. Moderate	10.0	11.0	9.1	10.0	10.7	10.2	11.8	8.5	10.5	9.8	10.7	9.6	11.1	6.4	12.2	7.2
4. Considerable	9.7	9.0	10.3	10.9	4.5	10.5	9.9	8.2	11.0	10.3	6.7	9.7	11.5	9.9	8.1	4.6
5. Great extent	28.9	33.9	23.7	28.9	40.2	28.3	30.8	28.6	27.9	31.9	16.9	30.2	29.8	30.2	24.1	6.9
<i>Item 22190 Subject B01, C07</i>	<i>N 2524</i>	<i>1173</i>	<i>1217</i>	<i>1580</i>	<i>279</i>	<i>495</i>	<i>608</i>	<i>902</i>	<i>519</i>	<i>1904</i>	<i>453</i>	<i>1267</i>	<i>539</i>	<i>219</i>	<i>407</i>	<i>31</i>
A09D: Academic clubs (e.g., science, math, language)																
1. Not at all	66.8	69.9	64.1	69.6	60.5	67.4	69.8	61.7	71.9	61.6	86.7	60.5	73.9	69.5	75.7	89.3
2. Slight	11.0	10.9	10.8	10.0	15.6	10.4	10.4	12.4	9.9	12.5	5.5	12.1	11.3	7.0	9.4	6.1
3. Moderate	9.3	8.9	9.4	8.8	8.7	9.9	10.1	8.6	9.1	10.9	3.5	11.5	6.4	7.9	7.8	-
4. Considerable	6.8	5.9	8.0	6.6	6.5	7.2	5.3	9.2	4.1	8.3	1.0	7.7	5.8	8.7	4.2	4.6
5. Great extent	6.0	4.4	7.7	5.0	8.7	5.1	4.5	8.2	5.0	6.7	3.3	8.2	2.7	6.8	2.9	-
<i>Item 23360 Subject B01, C07</i>	<i>N 2527</i>	<i>1174</i>	<i>1219</i>	<i>1582</i>	<i>279</i>	<i>495</i>	<i>607</i>	<i>906</i>	<i>518</i>	<i>1907</i>	<i>453</i>	<i>1272</i>	<i>539</i>	<i>219</i>	<i>406</i>	<i>31</i>
A09E: Student council or government																
1. Not at all	77.8	82.2	74.3	78.8	68.9	81.0	77.7	74.4	80.4	76.0	85.8	75.0	80.8	73.7	85.9	81.7
2. Slight	7.3	6.3	7.7	6.5	9.3	6.2	4.4	9.8	7.3	7.7	4.6	8.2	6.2	8.3	4.5	6.8
3. Moderate	4.4	4.8	3.7	4.4	7.1	3.9	5.6	4.4	3.4	4.8	1.9	4.7	2.7	5.1	4.9	1.2
4. Considerable	3.9	3.2	4.8	3.9	3.6	2.1	4.6	4.6	3.6	4.2	2.9	3.9	4.5	4.7	3.4	-
5. Great extent	6.6	3.5	9.5	6.4	11.0	6.8	7.6	6.7	5.2	7.3	4.8	8.2	5.8	8.3	1.3	10.3
<i>Item 23370 Subject B01, C07</i>	<i>N 2525</i>	<i>1175</i>	<i>1217</i>	<i>1581</i>	<i>278</i>	<i>493</i>	<i>606</i>	<i>907</i>	<i>519</i>	<i>1905</i>	<i>453</i>	<i>1269</i>	<i>540</i>	<i>220</i>	<i>405</i>	<i>31</i>
A09F: Other school clubs or activities																
1. Not at all	36.9	44.0	29.8	36.4	32.8	38.5	38.4	31.1	43.5	30.4	61.9	29.0	42.7	39.3	50.1	68.2
2. Slight	13.0	13.6	11.9	13.0	14.6	13.3	12.6	13.8	11.6	13.5	10.6	12.8	13.0	13.5	12.4	7.6
3. Moderate	16.9	17.6	16.4	17.7	15.5	16.2	18.3	15.5	18.7	17.8	12.6	18.7	16.4	16.2	14.4	12.5
4. Considerable	15.0	11.5	18.6	15.4	14.1	15.5	15.1	16.6	11.4	17.0	6.3	17.3	11.9	14.1	11.8	7.1
5. Great extent	18.3	13.3	23.3	17.5	23.0	16.4	15.6	23.0	14.8	21.2	8.6	22.2	16.0	17.0	11.3	4.5
<i>Item 22200 Subject B01, C07</i>	<i>N 2528</i>	<i>1176</i>	<i>1219</i>	<i>1584</i>	<i>278</i>	<i>495</i>	<i>606</i>	<i>907</i>	<i>519</i>	<i>1908</i>	<i>453</i>	<i>1270</i>	<i>541</i>	<i>220</i>	<i>406</i>	<i>31</i>
A10: Have you ever had to repeat a grade in school?																
1. No	91.9	91.6	93.3	95.2	84.3	91.1	95.0	90.1	92.0	93.6	86.8	92.8	93.1	91.3	90.3	83.1
2. Yes, one time	7.4	7.6	6.5	4.5	15.0	8.2	4.2	9.3	7.2	6.0	12.2	6.9	6.7	7.9	8.5	12.5
3. Yes, two or more times	0.7	0.8	0.2	0.3	0.7	0.7	0.8	0.6	0.8	0.4	1.0	0.4	0.2	0.7	1.3	4.5
<i>Item 23530 Subject B01</i>	<i>N 2525</i>	<i>1174</i>	<i>1217</i>	<i>1584</i>	<i>276</i>	<i>497</i>	<i>607</i>	<i>903</i>	<i>519</i>	<i>1906</i>	<i>450</i>	<i>1266</i>	<i>541</i>	<i>219</i>	<i>407</i>	<i>31</i>
A11: Did you ever attend summer school to make up for poor grades or to keep from being held back?																
1. No	77.2	75.0	80.6	85.1	63.6	79.0	84.9	75.0	70.4	81.3	66.2	81.5	72.0	80.0	72.9	71.1
2. Yes, one summer	15.9	17.3	14.0	10.8	27.7	14.8	11.8	18.8	16.6	13.9	20.4	13.2	19.9	16.3	17.9	15.0
3. Yes, two summers	4.6	5.0	3.8	3.1	6.8	4.5	2.4	4.4	7.7	3.4	8.5	3.7	6.3	2.3	5.2	6.6
4. Yes, three or more summers	2.2	2.7	1.6	1.0	1.9	1.6	0.8	1.8	5.2	1.4	4.9	1.6	1.8	1.4	4.0	7.4
<i>Item 23540 Subject B01</i>	<i>N 2530</i>	<i>1176</i>	<i>1220</i>	<i>1584</i>	<i>279</i>	<i>496</i>	<i>608</i>	<i>907</i>	<i>519</i>	<i>1909</i>	<i>453</i>	<i>1270</i>	<i>541</i>	<i>220</i>	<i>407</i>	<i>31</i>
A12: Have you ever been suspended or expelled from school?																
1. No	75.5	69.3	82.7	80.6	51.0	78.0	79.8	71.3	75.6	80.2	61.5	85.2	71.2	71.0	57.1	47.3
2. Yes, one time	14.7	17.0	12.4	11.5	25.8	13.7	11.4	17.1	15.5	13.1	19.8	10.1	16.4	16.7	25.0	23.2
3. Yes, two or more times	9.7	13.7	4.9	7.9	23.2	8.3	8.8	11.6	8.9	6.7	18.7	4.8	12.4	12.3	17.9	29.5
<i>Item 25140 Subject B07</i>	<i>N 2529</i>	<i>1177</i>	<i>1219</i>	<i>1584</i>	<i>279</i>	<i>496</i>	<i>608</i>	<i>907</i>	<i>519</i>	<i>1908</i>	<i>453</i>	<i>1271</i>	<i>541</i>	<i>219</i>	<i>406</i>	<i>31</i>

QUESTIONNAIRE FORM 6 2005	TOTAL	SEX		RACE		REGION				COLLEGE PLANS?		ILLICIT DRUG USE: LIFETIME				
		M	F	White	Black	NE	NC	S	W	Yes	No	None	Mari- juana Only	Few Pills	More Pills	Any Her- oin
<i>N (Weighted No. of Cases):</i>	2560	1183	1221	1591	279	502	619	913	525	1918	453	1279	542	220	408	31
<i>% of Weighted Total:</i>	100.0	46.2	47.7	62.2	10.9	19.6	24.2	35.7	20.5	74.9	17.7	50.0	21.2	8.6	15.9	1.2
A13: During the LAST FOUR WEEKS, on how many days (if any) did you carry a gun to school?																
1. None	97.5	96.4	99.5	98.3	95.5	97.6	96.6	97.4	98.7	98.5	95.8	98.5	98.1	98.1	96.6	79.4
2. One day	0.2	0.4	*	*	0.8	0.2	0.5	0.2	0.1	0.1	0.7	0.2	0.1	-	-	6.7
3. Two days	0.1	0.1	*	-	0.5	0.2	-	0.1	0.1	*	0.2	0.1	-	0.1	-	-
4. 3-5 days	0.6	0.5	0.2	0.4	0.3	0.3	1.0	0.5	0.6	0.2	1.7	0.3	0.3	0.3	1.3	3.3
5. 6-9 days	0.2	0.3	-	0.2	-	-	0.1	0.4	-	0.2	-	0.1	0.1	-	0.2	-
6. 10 or more days	1.4	2.4	0.2	1.1	3.0	1.6	1.8	1.5	0.6	0.9	1.6	0.8	1.3	1.5	1.9	10.6
<i>Item 29590 Subject B07, S01</i>	<i>N</i> 2528	1176	1219	1585	278	496	607	906	518	1907	452	1270	541	220	405	31
A14: During the past 12 months, has anyone made an offer at school to sell or give you an illegal drug (or actually sold or given you one at school)?																
1. No	73.5	65.6	81.4	73.6	78.1	71.4	74.1	76.0	70.4	75.4	68.0	89.0	66.9	64.1	42.1	35.9
2. Yes	26.5	34.4	18.6	26.4	21.9	28.6	25.9	24.0	29.6	24.6	32.0	11.0	33.1	35.9	57.9	64.1
<i>Item 25820 Subject A03a</i>	<i>N</i> 2515	1172	1212	1574	275	497	600	900	517	1899	449	1266	535	218	405	31
A15: In your present school, how vigorous are the teachers and administrators in their attempts to prevent students from . . .																
A15A: Smoking?																
1. Not at all	13.1	13.4	11.4	11.4	12.4	13.0	14.8	12.0	13.1	12.4	13.0	11.8	12.2	14.2	15.2	25.8
2. Slightly	16.7	17.2	16.6	18.2	15.2	18.3	18.2	14.1	18.0	17.8	14.6	15.0	17.7	17.5	20.8	31.0
3. Somewhat	20.0	19.7	20.4	21.5	15.5	19.1	20.4	20.3	20.1	20.8	18.7	20.7	18.7	22.7	19.2	7.3
4. Fairly vigorous	16.1	15.6	17.0	18.7	9.6	18.5	15.4	16.8	13.6	16.3	15.1	16.3	16.8	15.2	16.6	13.4
5. Very vigorous	14.8	14.8	15.6	12.8	18.7	14.8	12.9	16.1	14.9	14.5	15.7	14.9	14.7	18.0	12.6	10.8
8. Don't know	19.2	19.2	19.1	17.5	28.6	16.3	18.3	20.8	20.3	18.2	23.0	21.4	19.9	12.4	15.7	11.6
<i>Item 23550 Subject A10a, B01</i>	<i>N</i> 2511	1169	1210	1570	277	495	599	902	515	1894	449	1262	534	220	404	31
A15B: Drinking?																
1. Not at all	11.6	12.8	9.7	10.5	13.5	12.7	12.6	10.3	11.9	10.6	14.6	9.8	11.9	13.0	14.1	30.8
2. Slightly	16.2	16.4	15.6	17.0	14.2	14.4	17.4	15.9	17.2	17.1	13.8	14.7	16.2	18.7	20.7	11.9
3. Somewhat	16.8	17.2	17.1	18.8	14.1	14.3	20.2	16.7	15.3	18.2	13.4	17.7	17.0	18.0	14.1	14.1
4. Fairly vigorous	16.6	15.9	17.8	18.9	10.9	17.2	18.0	15.6	16.1	16.9	15.2	15.7	17.6	16.9	18.1	9.7
5. Very vigorous	17.5	16.4	19.1	15.5	18.4	17.5	16.3	18.8	16.7	17.1	19.1	18.0	16.4	20.5	16.6	11.7
8. Don't know	21.2	21.4	20.7	19.3	28.9	23.9	15.5	22.7	22.8	20.2	24.0	24.1	20.9	12.9	16.4	21.7
<i>Item 23560 Subject A10a, B01</i>	<i>N</i> 2512	1169	1210	1570	277	496	599	902	515	1895	449	1263	534	220	404	31
A15C: Drug use?																
1. Not at all	9.8	9.8	8.6	7.7	14.3	9.5	11.0	9.2	9.9	8.6	12.8	8.5	9.9	9.3	10.9	38.7
2. Slightly	13.2	13.1	13.4	13.8	13.7	12.4	15.0	11.9	14.0	13.6	13.1	11.9	13.5	14.8	17.9	5.5
3. Somewhat	16.3	14.8	17.9	18.3	10.7	18.0	17.1	15.8	14.8	18.3	10.3	16.1	16.6	15.9	16.9	9.1
4. Fairly vigorous	17.3	19.2	16.0	19.6	10.3	16.5	19.5	16.7	16.5	17.8	14.3	17.7	16.6	18.8	16.7	14.2
5. Very vigorous	23.6	23.4	24.6	21.3	25.7	22.1	21.2	25.8	23.8	23.0	25.9	23.5	23.2	27.9	21.7	22.0
8. Don't know	19.8	19.7	19.4	19.2	25.2	21.5	16.2	20.7	20.9	18.7	23.7	22.1	20.2	13.3	15.8	10.5
<i>Item 23570 Subject A10a, B01</i>	<i>N</i> 2510	1169	1209	1568	277	495	598	902	515	1894	449	1261	534	220	404	31
A16: How severe do you think the consequences would be for a student in your school who gets caught . . .																
A16A: Smoking?																
1. No consequences	4.6	5.4	3.6	4.5	5.3	6.4	4.8	2.9	5.4	4.0	4.3	3.5	4.0	5.1	6.6	1.2
2. Mild	30.1	31.0	29.3	34.3	16.6	30.4	38.4	25.2	28.7	29.7	33.6	25.4	34.9	32.5	36.9	60.3
3. Moderate	34.5	33.7	35.7	37.2	25.5	37.1	33.5	34.8	32.8	35.7	30.8	35.5	32.4	37.9	35.5	13.5
4. Severe	22.5	21.8	23.5	18.4	40.1	19.5	15.2	30.2	20.7	23.2	19.4	25.2	22.3	20.0	15.7	12.0
8. Don't know	8.3	8.0	8.0	5.6	12.6	6.6	8.1	6.9	12.3	7.4	11.9	10.3	6.4	4.5	5.4	12.9
<i>Item 23580 Subject A10a, B01</i>	<i>N</i> 2516	1173	1212	1574	277	496	601	904	515	1900	449	1265	536	220	404	31
A16B: Using (or possessing) alcohol?																
1. No consequences	1.8	2.4	1.0	1.2	3.6	2.2	2.2	1.6	1.5	1.2	1.8	1.7	1.3	2.3	0.8	4.2
2. Mild	8.8	8.9	8.0	8.5	7.8	8.1	9.6	8.0	9.8	7.6	13.9	7.6	9.5	7.1	11.8	26.1
3. Moderate	29.8	30.1	30.3	33.4	21.0	29.6	33.8	26.8	30.5	31.1	27.5	30.3	32.8	26.0	29.0	13.2
4. Severe	50.3	49.1	52.0	50.5	51.8	51.0	46.6	55.3	45.1	52.1	42.6	49.4	50.1	58.7	50.8	39.0
8. Don't know	9.3	9.5	8.7	6.4	15.7	9.1	7.8	8.3	13.0	8.0	14.3	11.1	6.4	5.9	7.6	17.6
<i>Item 23590 Subject A10a, B01</i>	<i>N</i> 2517	1173	1212	1574	277	497	601	904	515	1900	449	1265	536	220	405	31

* = less than .05 percent.

QUESTIONNAIRE FORM 6 2005	TOTAL	SEX		RACE		REGION				COLLEGE PLANS?		ILLCIT DRUG USE: LIFETIME					
		M	F	White	Black	NE	NC	S	W	Yes	No	None	Mari- juana Only	Few Pills	More Pills	Any Her- oin	
<i>N (Weighted No. of Cases):</i>	2560	1183	1221	1591	279	502	619	913	525	1918	453	1279	542	220	408	31	
<i>% of Weighted Total:</i>	100.0	46.2	47.7	62.2	10.9	19.6	24.2	35.7	20.5	74.9	17.7	50.0	21.2	8.6	15.9	1.2	
A16C: Using (or possessing) an illegal drug?																	
1. No consequences	1.4	1.4	0.8	0.7	3.9	1.4	2.0	1.1	1.5	1.0	1.5	1.3	1.2	1.6	0.6	6.6	
2. Mild	3.6	4.5	2.8	2.7	4.1	4.7	3.6	3.1	3.5	2.7	6.2	3.5	2.5	2.3	4.8	11.7	
3. Moderate	12.9	12.3	12.9	14.3	7.4	14.9	14.9	9.3	14.8	13.0	13.5	12.0	13.6	10.5	16.0	19.1	
4. Severe	73.7	73.0	75.6	76.2	70.2	71.3	71.6	79.1	68.9	76.1	65.4	73.4	76.2	81.4	71.2	47.0	
8. Don't know	8.4	8.7	7.9	6.1	14.5	7.7	8.0	7.4	11.3	7.2	13.5	9.8	6.5	4.3	7.3	15.6	
<i>Item 23600 Subject A10a, B01</i>	<i>N</i>	<i>2515</i>	<i>1173</i>	<i>1212</i>	<i>1574</i>	<i>277</i>	<i>496</i>	<i>600</i>	<i>904</i>	<i>515</i>	<i>1900</i>	<i>449</i>	<i>1265</i>	<i>536</i>	<i>220</i>	<i>404</i>	<i>31</i>
A17: The next questions ask for your opinions on the effects of using certain drugs and other substances. How much do you think people risk harming themselves (physically or in other ways), if they . . .																	
A17A: Smoke one or more packs of cigarettes per day																	
1. No risk	2.5	2.7	1.8	1.4	5.3	2.2	3.1	2.5	2.1	1.7	4.7	2.3	1.8	1.8	2.9	4.6	
2. Slight risk	6.0	6.4	4.9	5.6	5.0	6.2	6.7	6.2	4.8	4.5	9.9	4.1	7.7	7.8	6.2	27.0	
3. Moderate risk	18.9	21.0	16.8	21.0	12.1	17.1	21.6	18.9	17.7	18.3	22.4	16.9	18.9	23.1	22.0	19.6	
4. Great risk	70.0	67.3	74.3	70.5	72.7	72.2	67.0	69.2	72.8	73.6	58.1	72.7	71.2	66.5	68.2	39.8	
5. Can't say, drug unfamiliar	2.5	2.5	2.1	1.5	4.9	2.3	1.7	3.2	2.6	1.9	4.9	4.0	0.5	0.7	0.7	9.0	
<i>Item 12360 Subject A14a</i>	<i>N</i>	<i>2509</i>	<i>1173</i>	<i>1207</i>	<i>1573</i>	<i>276</i>	<i>495</i>	<i>598</i>	<i>900</i>	<i>516</i>	<i>1897</i>	<i>447</i>	<i>1264</i>	<i>536</i>	<i>220</i>	<i>402</i>	<i>30</i>
A17B: Try marijuana once or twice																	
1. No risk	31.2	38.1	23.3	34.1	28.1	39.4	30.9	26.8	31.3	30.5	33.3	13.0	48.9	43.6	54.6	67.4	
2. Slight risk	34.2	31.9	37.0	36.8	33.4	32.2	40.2	34.1	29.4	34.3	34.4	34.6	35.7	37.2	29.7	23.6	
3. Moderate risk	15.6	13.7	18.0	14.1	12.1	13.4	14.7	15.5	19.0	16.1	14.9	22.1	9.9	9.3	8.8	-	
4. Great risk	14.9	12.6	17.8	12.0	21.8	11.6	11.2	18.6	16.1	15.7	11.4	23.9	4.6	8.0	5.5	-	
5. Can't say, drug unfamiliar	4.0	3.7	3.8	3.0	4.6	3.4	3.0	5.0	4.2	3.4	6.0	6.4	0.9	2.0	1.3	9.0	
<i>Item 12370 Subject A14a</i>	<i>N</i>	<i>2505</i>	<i>1171</i>	<i>1204</i>	<i>1569</i>	<i>276</i>	<i>495</i>	<i>599</i>	<i>898</i>	<i>513</i>	<i>1894</i>	<i>446</i>	<i>1260</i>	<i>536</i>	<i>220</i>	<i>401</i>	<i>30</i>
A17C: Smoke marijuana occasionally																	
1. No risk	13.5	16.7	9.8	14.1	12.7	16.1	15.5	12.2	10.9	12.5	16.6	3.3	19.3	20.4	29.9	42.6	
2. Slight risk	26.3	28.5	23.7	29.3	22.9	31.7	24.8	24.7	25.8	26.2	26.1	16.2	39.7	36.6	34.0	32.6	
3. Moderate risk	32.9	31.7	34.8	35.8	29.7	30.5	39.0	31.3	30.9	33.4	32.1	38.2	30.0	29.1	24.8	13.7	
4. Great risk	23.2	19.3	27.8	17.9	29.3	18.5	17.6	26.6	28.5	24.5	19.2	36.1	9.7	12.1	9.8	2.1	
5. Can't say, drug unfamiliar	4.1	3.8	3.9	3.0	5.4	3.3	3.1	5.3	3.9	3.5	6.0	6.2	1.3	1.8	1.5	9.0	
<i>Item 12380 Subject A14a</i>	<i>N</i>	<i>2504</i>	<i>1168</i>	<i>1206</i>	<i>1573</i>	<i>274</i>	<i>494</i>	<i>598</i>	<i>898</i>	<i>514</i>	<i>1895</i>	<i>445</i>	<i>1259</i>	<i>533</i>	<i>220</i>	<i>402</i>	<i>30</i>
A17D: Smoke marijuana regularly																	
1. No risk	6.7	8.3	4.4	5.9	9.8	7.7	7.7	6.4	4.9	5.3	10.7	2.5	6.6	10.2	14.4	30.5	
2. Slight risk	12.3	15.1	9.1	14.0	11.0	13.9	13.2	11.3	11.6	11.8	14.2	3.8	19.1	18.4	24.8	19.5	
3. Moderate risk	23.1	25.5	20.4	24.2	22.6	26.9	21.4	23.7	20.5	22.3	23.7	16.2	34.2	28.6	26.7	28.7	
4. Great risk	53.9	47.3	62.5	53.0	51.5	48.1	54.8	53.0	59.9	57.5	45.3	71.4	38.9	41.0	32.8	12.2	
5. Can't say, drug unfamiliar	4.0	3.8	3.6	2.9	5.2	3.5	2.9	5.6	3.1	3.2	6.1	6.1	1.1	1.8	1.4	9.0	
<i>Item 12390 Subject A14a</i>	<i>N</i>	<i>2503</i>	<i>1167</i>	<i>1204</i>	<i>1568</i>	<i>276</i>	<i>492</i>	<i>599</i>	<i>898</i>	<i>514</i>	<i>1892</i>	<i>444</i>	<i>1261</i>	<i>534</i>	<i>219</i>	<i>400</i>	<i>30</i>
A17E: Try cocaine once or twice																	
1. No risk	5.2	5.5	4.0	4.2	7.2	5.1	6.2	4.8	4.8	4.6	6.4	3.0	3.2	5.9	11.4	24.7	
2. Slight risk	15.3	17.5	13.2	17.6	10.9	18.3	16.9	13.5	13.6	15.5	15.6	11.3	14.4	18.5	25.4	38.6	
3. Moderate risk	24.7	23.3	26.3	27.6	12.6	24.7	26.5	21.7	27.7	25.1	24.8	25.1	21.9	26.0	28.1	16.6	
4. Great risk	49.0	48.4	50.6	45.8	63.2	47.0	45.0	53.2	48.1	49.9	44.7	53.3	56.4	44.6	31.7	11.1	
5. Can't say, drug unfamiliar	5.9	5.4	5.9	4.9	6.1	4.8	5.5	6.8	5.9	5.0	8.5	7.3	4.1	5.0	3.4	9.0	
<i>Item 12490 Subject A14a</i>	<i>N</i>	<i>2504</i>	<i>1170</i>	<i>1203</i>	<i>1569</i>	<i>275</i>	<i>493</i>	<i>599</i>	<i>897</i>	<i>514</i>	<i>1892</i>	<i>446</i>	<i>1260</i>	<i>533</i>	<i>220</i>	<i>401</i>	<i>30</i>
A17F: Take one or two drinks nearly every day																	
1. No risk	8.5	11.3	5.4	9.1	7.3	7.7	10.6	9.2	5.9	6.5	15.0	5.5	9.8	8.3	13.7	20.3	
2. Slight risk	22.4	28.0	16.3	24.9	14.9	21.9	24.9	23.2	18.5	20.4	27.7	17.7	25.6	32.1	27.0	38.0	
3. Moderate risk	33.7	31.7	36.2	36.2	26.4	35.5	32.5	33.2	34.3	35.3	31.3	32.6	35.1	34.2	36.1	26.0	
4. Great risk	32.3	26.0	39.7	28.1	45.3	32.3	30.1	30.6	37.8	35.2	21.7	39.7	28.3	24.3	22.2	7.6	
5. Can't say, drug unfamiliar	3.0	3.1	2.4	1.7	6.1	2.6	1.9	3.9	3.4	2.6	4.2	4.6	1.2	1.1	1.0	8.1	
<i>Item 12520 Subject A14a</i>	<i>N</i>	<i>2500</i>	<i>1169</i>	<i>1203</i>	<i>1569</i>	<i>274</i>	<i>493</i>	<i>598</i>	<i>896</i>	<i>513</i>	<i>1892</i>	<i>446</i>	<i>1260</i>	<i>534</i>	<i>219</i>	<i>400</i>	<i>30</i>

DESCRIPTIVE RESULTS: 2005

229

QUESTIONNAIRE FORM 6 2005	TOTAL	SEX		RACE		REGION				COLLEGE PLANS?		ILLICIT DRUG USE: LIFETIME				
		M	F	White	Black	NE	NC	S	W	Yes	No	None	Mari- juana Only	Few Pills	More Pills	Any Her- oin
<i>N (Weighted No. of Cases):</i>	2560	1183	1221	1591	279	502	619	913	525	1918	453	1279	542	220	408	31
<i>% of Weighted Total:</i>	100.0	46.2	47.7	62.2	10.9	19.6	24.2	35.7	20.5	74.9	17.7	50.0	21.2	8.6	15.9	1.2
A17G: Take four or five drinks nearly every day																
1. No risk	3.9	4.7	2.3	3.4	5.6	3.8	4.2	4.5	2.6	2.5	6.8	2.9	2.6	4.1	5.9	12.9
2. Slight risk	6.8	9.1	4.4	7.6	3.2	5.8	8.8	7.3	4.5	5.5	12.2	4.5	9.2	6.6	10.1	13.0
3. Moderate risk	21.1	25.2	16.8	23.1	17.4	20.0	22.4	24.0	15.8	19.4	27.7	17.1	22.7	28.0	26.7	31.8
4. Great risk	65.3	58.4	73.9	64.4	68.5	68.2	62.5	61.0	73.4	70.3	48.8	71.1	64.7	60.6	56.4	34.1
5. Can't say, drug unfamiliar	2.8	2.7	2.7	1.5	5.4	2.3	2.1	3.1	3.8	2.3	4.4	4.4	0.8	0.7	1.0	8.1
<i>Item 12530 Subject A14a</i>	<i>N 2497</i>	<i>1165</i>	<i>1205</i>	<i>1568</i>	<i>274</i>	<i>495</i>	<i>598</i>	<i>893</i>	<i>512</i>	<i>1892</i>	<i>443</i>	<i>1257</i>	<i>535</i>	<i>220</i>	<i>400</i>	<i>30</i>
A17H: Have five or more drinks once or twice each weekend																
1. No risk	8.5	11.1	5.4	9.1	6.8	8.8	10.6	8.4	6.0	7.7	9.3	4.1	10.0	10.3	16.8	14.1
2. Slight risk	16.3	18.8	12.9	19.0	9.0	17.0	15.5	17.5	14.3	15.6	18.9	9.5	21.8	27.9	21.3	44.8
3. Moderate risk	28.4	29.4	28.0	30.5	19.0	29.4	29.2	27.0	28.8	28.3	30.2	25.2	32.2	31.2	32.4	20.6
4. Great risk	43.7	37.8	50.8	39.9	58.8	42.4	42.6	43.5	46.8	45.8	37.5	56.6	34.6	29.5	28.1	12.4
5. Can't say, drug unfamiliar	3.1	2.9	2.9	1.5	6.4	2.4	2.1	3.5	4.2	2.7	4.1	4.5	1.3	1.1	1.3	8.1
<i>Item 12540 Subject A14a</i>	<i>N 2504</i>	<i>1173</i>	<i>1204</i>	<i>1572</i>	<i>276</i>	<i>494</i>	<i>597</i>	<i>899</i>	<i>514</i>	<i>1895</i>	<i>447</i>	<i>1261</i>	<i>535</i>	<i>220</i>	<i>402</i>	<i>30</i>
A17I: Take steroids for body-building or improved athletic performance																
1. No risk	3.1	3.6	1.6	2.1	5.8	3.9	3.7	3.2	1.5	2.3	3.8	2.7	3.0	2.1	2.9	-
2. Slight risk	8.1	8.9	6.8	7.9	4.3	6.6	9.9	7.3	8.7	7.7	8.3	5.4	9.7	11.9	11.4	20.8
3. Moderate risk	25.3	26.3	24.4	28.3	16.0	27.9	28.8	23.9	21.1	26.0	22.0	23.0	25.3	28.4	31.4	20.5
4. Great risk	56.8	55.5	59.8	56.3	65.0	55.0	52.9	57.6	61.5	58.0	56.4	61.5	56.5	51.2	48.4	40.7
5. Can't say, drug unfamiliar	6.8	5.7	7.4	5.4	9.0	6.7	4.8	8.0	7.2	6.0	9.5	7.5	5.5	6.4	5.8	18.0
<i>Item 24510 Subject A14a</i>	<i>N 2503</i>	<i>1172</i>	<i>1204</i>	<i>1570</i>	<i>276</i>	<i>494</i>	<i>598</i>	<i>898</i>	<i>513</i>	<i>1892</i>	<i>447</i>	<i>1260</i>	<i>535</i>	<i>220</i>	<i>401</i>	<i>30</i>
A17J: Take MDMA (ecstasy) once or twice																
1. No risk	4.1	4.9	2.7	2.9	6.4	3.6	5.2	4.0	3.6	3.2	5.8	2.6	2.9	4.3	7.9	15.5
2. Slight risk	8.8	10.2	7.0	9.9	4.7	10.1	9.1	7.7	8.9	8.4	10.0	4.8	8.1	11.7	17.6	37.8
3. Moderate risk	17.8	19.8	15.9	17.8	15.2	16.1	17.6	18.6	18.3	18.5	16.9	15.8	18.9	18.2	22.8	18.1
4. Great risk	60.1	55.7	66.2	61.2	62.4	63.7	59.8	59.0	58.8	62.3	54.5	65.0	62.8	58.9	47.5	20.6
5. Can't say, drug unfamiliar	9.2	9.4	8.1	8.1	11.4	6.6	8.3	10.6	10.4	7.6	12.7	11.9	7.3	6.8	4.1	8.1
<i>Item 23040 Subject A14a</i>	<i>N 2502</i>	<i>1171</i>	<i>1204</i>	<i>1571</i>	<i>276</i>	<i>495</i>	<i>597</i>	<i>897</i>	<i>513</i>	<i>1893</i>	<i>447</i>	<i>1258</i>	<i>535</i>	<i>220</i>	<i>402</i>	<i>30</i>
A18: Individuals differ in whether or not they disapprove of people doing certain things. Do YOU disapprove of people (who are 18 or older) doing each of the following?																
A18A: Smoking one or more packs of cigarettes per day																
1. Don't disapprove	27.7	32.8	22.3	30.5	21.1	26.7	31.8	27.6	24.1	23.5	44.1	16.2	33.6	43.7	43.0	60.4
2. Disapprove	36.0	35.4	36.3	35.7	33.4	33.4	35.3	36.6	38.1	37.3	30.6	35.0	40.9	31.9	34.5	31.7
3. Strongly disapprove	36.3	31.8	41.4	33.8	45.5	39.9	32.9	35.8	37.8	39.2	25.3	48.7	25.5	24.4	22.5	7.9
<i>Item 8560 Subject A11a</i>	<i>N 2524</i>	<i>1178</i>	<i>1219</i>	<i>1586</i>	<i>279</i>	<i>496</i>	<i>603</i>	<i>907</i>	<i>518</i>	<i>1909</i>	<i>452</i>	<i>1271</i>	<i>540</i>	<i>220</i>	<i>406</i>	<i>31</i>
A18B: Trying marijuana once or twice																
1. Don't disapprove	46.4	51.7	41.1	50.8	42.0	56.8	48.8	38.8	46.9	44.8	51.9	20.5	73.2	68.3	76.3	80.3
2. Disapprove	27.6	26.8	29.2	25.9	29.7	22.2	25.1	33.3	25.9	29.1	23.4	36.9	17.2	22.4	17.3	11.9
3. Strongly disapprove	26.0	21.5	29.7	23.3	28.3	21.0	26.2	27.9	27.2	26.1	24.8	42.5	9.6	9.3	6.4	7.9
<i>Item 8570 Subject A11a</i>	<i>N 2523</i>	<i>1176</i>	<i>1219</i>	<i>1586</i>	<i>279</i>	<i>496</i>	<i>604</i>	<i>905</i>	<i>518</i>	<i>1909</i>	<i>452</i>	<i>1271</i>	<i>538</i>	<i>220</i>	<i>406</i>	<i>31</i>
A18C: Smoking marijuana occasionally																
1. Don't disapprove	35.3	41.5	28.6	37.9	34.4	42.5	34.0	31.8	35.7	32.5	44.3	10.6	57.2	57.5	66.9	76.1
2. Disapprove	29.5	29.0	30.4	29.9	31.7	29.4	30.4	30.2	27.4	30.7	25.0	34.1	28.2	26.7	20.0	11.5
3. Strongly disapprove	35.2	29.5	41.0	32.2	33.9	28.1	35.6	38.0	36.9	36.8	30.7	55.3	14.6	15.8	13.2	12.5
<i>Item 8580 Subject A11a</i>	<i>N 2520</i>	<i>1176</i>	<i>1217</i>	<i>1584</i>	<i>279</i>	<i>497</i>	<i>604</i>	<i>904</i>	<i>516</i>	<i>1906</i>	<i>450</i>	<i>1270</i>	<i>539</i>	<i>220</i>	<i>404</i>	<i>31</i>
A18D: Smoking marijuana regularly																
1. Don't disapprove	22.6	29.3	15.5	23.0	27.1	27.1	22.3	21.6	20.6	18.8	36.1	6.7	33.6	29.2	49.0	67.4
2. Disapprove	27.4	28.6	26.3	28.2	24.9	27.5	26.8	26.3	30.0	28.2	24.1	22.2	33.6	40.8	28.0	18.0
3. Strongly disapprove	49.9	42.1	58.2	48.7	48.0	45.4	51.0	52.1	49.4	53.1	39.8	71.2	32.8	30.0	22.9	14.5
<i>Item 8590 Subject A11a</i>	<i>N 2520</i>	<i>1176</i>	<i>1217</i>	<i>1584</i>	<i>278</i>	<i>495</i>	<i>603</i>	<i>906</i>	<i>516</i>	<i>1907</i>	<i>450</i>	<i>1269</i>	<i>539</i>	<i>219</i>	<i>406</i>	<i>31</i>

MONITORING THE FUTURE

QUESTIONNAIRE FORM 6 2005	TOTAL	SEX		RACE		REGION				COLLEGE PLANS?		ILLCIT DRUG USE: LIFETIME				
		M	F	White	Black	NE	NC	S	W	Yes	No	None	Mari- juana Only	Few Pills	More Pills	Any Her- oin
<i>N (Weighted No. of Cases):</i>	2560	1183	1221	1591	279	502	619	913	525	1918	453	1279	542	220	408	31
<i>% of Weighted Total:</i>	100.0	46.2	47.7	62.2	10.9	19.6	24.2	35.7	20.5	74.9	17.7	50.0	21.2	8.6	15.9	1.2
A18E: Trying cocaine once or twice																
1. Don't disapprove	12.9	16.0	9.6	13.1	11.4	13.7	13.9	11.9	12.9	11.3	18.4	5.9	9.2	15.5	33.0	66.9
2. Disapprove	26.4	27.3	25.4	26.8	21.8	28.7	27.5	24.6	25.9	26.5	27.1	24.0	29.4	29.6	28.5	16.7
3. Strongly disapprove	60.7	56.7	65.0	60.1	66.8	57.6	58.6	63.5	61.2	62.2	54.5	70.1	61.4	54.8	38.5	16.4
<i>Item 8690 Subject A11a</i>	<i>N</i> 2513	1177	1211	1580	277	494	603	899	517	1901	452	1268	539	218	404	31
A18F: Taking one or two drinks nearly every day																
1. Don't disapprove	32.2	40.6	24.1	35.5	26.8	31.8	35.7	32.8	27.5	28.3	47.6	20.9	37.9	40.8	51.7	61.4
2. Disapprove	37.1	33.4	40.3	37.4	32.6	39.9	35.0	37.2	36.8	39.0	30.9	36.7	41.2	35.9	33.8	26.1
3. Strongly disapprove	30.7	26.0	35.5	27.1	40.6	28.3	29.3	30.0	35.7	32.8	21.6	42.4	20.9	23.2	14.5	12.5
<i>Item 8720 Subject A11a</i>	<i>N</i> 2521	1176	1218	1582	279	495	603	906	516	1907	450	1271	541	220	403	31
A18G: Taking four or five drinks nearly every day																
1. Don't disapprove	14.4	20.1	8.4	15.4	12.3	15.5	14.6	15.8	10.6	11.7	24.1	8.1	15.2	19.3	25.7	53.0
2. Disapprove	31.3	34.2	28.4	32.1	29.7	29.4	32.5	31.9	30.9	29.1	40.4	25.5	35.6	36.0	41.5	25.6
3. Strongly disapprove	54.3	45.7	63.2	52.4	58.0	55.1	52.9	52.3	58.5	59.2	35.6	66.4	49.2	44.7	32.8	21.4
<i>Item 8730 Subject A11a</i>	<i>N</i> 2523	1179	1218	1586	279	495	604	906	518	1908	452	1271	539	220	406	31
A18H: Having five or more drinks once or twice each weekend																
1. Don't disapprove	33.6	41.1	25.9	38.8	21.0	37.7	35.6	33.6	27.3	31.1	43.3	17.3	45.7	47.1	57.4	58.4
2. Disapprove	27.9	27.2	29.4	27.1	26.7	29.1	25.5	27.4	30.5	27.9	26.9	27.2	30.0	30.6	25.5	33.8
3. Strongly disapprove	38.5	31.7	44.7	34.1	52.2	33.2	38.9	39.0	42.2	41.1	29.8	55.5	24.3	22.3	17.1	7.9
<i>Item 8740 Subject A11a</i>	<i>N</i> 2517	1176	1216	1584	275	494	602	903	518	1907	449	1268	539	219	406	31
A18I: Taking steroids for body-building or improved athletic performance																
1. Don't disapprove	11.2	16.1	6.2	10.3	14.4	11.8	11.6	12.1	8.7	9.1	17.5	6.6	11.2	14.8	20.8	23.6
2. Disapprove	33.1	31.4	34.8	35.8	24.1	32.0	35.0	32.9	32.0	32.8	32.8	30.8	32.8	34.2	39.5	36.7
3. Strongly disapprove	55.7	52.6	59.0	54.0	61.5	56.1	53.5	55.0	59.3	58.0	49.7	62.6	56.0	51.0	39.7	39.7
<i>Item 24520 Subject A11a</i>	<i>N</i> 2522	1178	1218	1586	279	497	604	905	517	1907	452	1271	541	220	406	30
A18J: Trying heroin once or twice without using a needle																
1. Don't disapprove	6.8	9.2	3.9	6.1	9.4	8.0	6.7	6.3	6.6	5.3	11.7	4.1	4.4	6.7	14.0	47.4
2. Disapprove	17.7	18.2	16.9	17.7	15.4	15.4	18.2	19.3	16.5	16.1	23.8	15.5	16.8	19.5	23.2	19.8
3. Strongly disapprove	75.5	72.6	79.2	76.2	75.2	76.6	75.1	74.4	76.9	78.6	64.5	80.4	78.8	73.8	62.8	32.8
<i>Item 29690 Subject A11a</i>	<i>N</i> 2509	1170	1215	1579	273	492	603	897	518	1897	452	1263	540	217	403	31
A18K: Taking heroin occasionally without using a needle																
1. Don't disapprove	5.0	7.3	2.6	4.4	8.0	5.7	3.9	5.4	5.2	3.6	9.9	3.5	3.1	3.7	9.6	34.4
2. Disapprove	14.7	15.5	13.4	13.9	13.7	13.1	16.4	15.6	12.9	13.3	19.6	13.7	12.3	15.2	18.4	27.0
3. Strongly disapprove	80.2	77.2	84.0	81.8	78.3	81.3	79.7	79.0	81.9	83.1	70.6	82.8	84.6	81.1	72.0	38.6
<i>Item 29700 Subject A11a</i>	<i>N</i> 2519	1176	1218	1584	278	495	603	903	518	1906	451	1270	541	218	406	31
A18L: Taking MDMA (ecstasy) once or twice																
1. Don't disapprove	11.6	15.3	7.6	11.4	11.2	12.4	10.1	12.2	11.7	9.8	18.3	4.9	9.0	14.5	29.4	68.2
2. Disapprove	22.9	23.1	22.2	22.8	19.5	22.7	22.6	22.3	24.4	22.5	24.5	19.4	25.1	26.6	28.9	12.7
3. Strongly disapprove	65.5	61.7	70.2	65.8	69.3	64.9	67.4	65.5	63.9	67.7	57.3	75.6	65.9	58.9	41.7	19.1
<i>Item 29960 Subject A11a</i>	<i>N</i> 2516	1174	1218	1584	277	495	601	904	517	1907	450	1267	541	220	403	31
A19: How difficult do you think it would be for you to get each of the following types of drugs, if you wanted some?																

QUESTIONNAIRE FORM 6 2005	TOTAL	SEX		RACE		REGION				COLLEGE PLANS?		ILLICIT DRUG USE: LIFETIME					
		M	F	White	Black	NE	NC	S	W	Yes	No	None	Mari- juana Only	Few Pills	More Pills	Any Her- oin	
<i>N (Weighted No. of Cases):</i>	2560	1183	1221	1591	279	502	619	913	525	1918	453	1279	542	220	408	31	
<i>% of Weighted Total:</i>	100.0	46.2	47.7	62.2	10.9	19.6	24.2	35.7	20.5	74.9	17.7	50.0	21.2	8.6	15.9	1.2	
B02: How frequently have you smoked cigarettes during the past 30 days?																	
1. Not at all—incl. (1) in Q.B01--GO TO Q.B06	76.6	75.6	78.6	72.6	91.6	77.7	71.3	77.5	79.9	80.1	61.7	93.7	66.4	58.3	49.6	25.7	
2. Less than one cigarette per day	9.6	10.5	8.6	11.3	4.1	8.6	10.7	8.9	10.7	9.8	8.7	3.3	15.6	19.8	16.2	15.0	
3. One to five cigarettes per day	7.2	5.9	7.9	8.0	3.4	6.3	7.9	7.8	6.0	6.1	11.5	1.3	11.7	12.2	16.8	10.4	
4. About one-half pack per day	3.8	5.0	2.5	4.9	0.6	4.9	5.6	3.3	1.6	2.6	9.4	1.1	3.9	6.4	9.8	15.8	
5. About one pack per day	1.8	1.5	1.9	2.0	-	1.9	2.9	1.3	1.1	0.8	5.7	0.2	2.4	1.9	5.0	13.1	
6. About one and one-half packs per day	0.6	0.8	0.3	0.8	0.3	0.3	1.0	0.7	0.3	0.4	1.8	0.2	-	1.4	1.5	9.7	
7. Two packs or more per day	0.4	0.6	0.1	0.4	-	0.3	0.6	0.5	0.3	0.3	1.3	0.2	0.2	-	1.2	10.2	
<i>Item 780 Subject A01c</i>	<i>N</i>	<i>2507</i>	<i>1168</i>	<i>1213</i>	<i>1579</i>	<i>275</i>	<i>495</i>	<i>601</i>	<i>896</i>	<i>514</i>	<i>1900</i>	<i>446</i>	<i>1263</i>	<i>538</i>	<i>217</i>	<i>404</i>	<i>31</i>
B03: During the last 30 days, about how many times (if any) have you bought cigarettes . . .																	
B03A: . . . by having a friend or relative buy them for you?																	
1. None	64.2	70.7	58.7	66.7	79.4	62.8	64.7	62.7	67.9	66.9	57.2	79.6	69.2	63.8	54.0	65.1	
2. 1 time	12.6	12.3	11.6	10.4	6.7	13.8	11.6	12.9	12.7	13.4	11.4	9.8	12.1	11.4	15.2	5.4	
3. 2 times	6.9	6.0	8.6	6.8	8.8	6.5	6.3	7.1	7.7	5.0	10.5	3.2	6.0	8.2	9.5	-	
4. 3-5 times	6.8	3.8	9.7	7.3	5.1	7.7	4.5	8.5	5.9	6.5	6.6	-	6.7	8.0	8.2	7.3	
5. 6-9 times	2.9	0.4	5.0	2.1	-	3.9	2.0	4.0	1.0	2.2	4.8	-	1.0	6.4	3.3	10.7	
6. 10 or more	6.7	7.0	6.4	6.6	-	5.2	10.9	4.8	4.8	6.0	9.5	7.4	4.9	2.3	9.7	11.5	
<i>Item 29970 Subject A03b</i>	<i>N†</i>	<i>577</i>	<i>275</i>	<i>260</i>	<i>423</i>	<i>23</i>	<i>105</i>	<i>170</i>	<i>203</i>	<i>100</i>	<i>374</i>	<i>169</i>	<i>82</i>	<i>178</i>	<i>90</i>	<i>198</i>	<i>22</i>
B03B: . . . on your own from vending machines?																	
1. None	94.6	93.9	96.6	95.3	90.4	91.2	98.1	93.3	94.8	94.4	95.8	98.4	95.6	93.4	95.5	73.3	
2. 1 time	3.3	5.0	1.5	3.2	9.6	4.4	0.4	5.5	2.5	3.8	2.7	-	2.3	4.4	2.9	23.3	
3. 2 times	0.8	0.9	0.4	0.6	-	1.7	1.1	-	0.9	0.5	0.5	-	1.0	0.9	0.9	-	
4. 3-5 times	0.6	-	0.7	0.5	-	1.9	-	0.4	0.5	0.5	-	-	1.1	-	-	-	
5. 6-9 times	-	-	-	-	-	-	-	-	-	-	-	-	-	-	-	-	
6. 10 or more	0.8	0.2	0.7	0.4	-	0.8	0.5	0.8	1.3	0.7	1.1	1.6	-	1.2	0.7	3.5	
<i>Item 29980 Subject A03b</i>	<i>N†</i>	<i>573</i>	<i>275</i>	<i>258</i>	<i>421</i>	<i>23</i>	<i>104</i>	<i>168</i>	<i>202</i>	<i>99</i>	<i>371</i>	<i>169</i>	<i>82</i>	<i>176</i>	<i>89</i>	<i>196</i>	<i>22</i>
B03C: . . . through the mail?																	
1. None	98.1	98.3	99.3	99.0	100.0	97.0	98.5	98.7	97.6	99.6	95.9	98.3	99.0	99.7	97.9	91.7	
2. 1 time	0.5	0.6	0.3	0.5	-	1.5	-	0.7	0.2	0.2	1.4	-	0.4	0.3	0.7	3.8	
3. 2 times	0.3	0.4	-	-	-	-	0.6	0.4	-	-	0.6	-	-	-	-	4.5	
4. 3-5 times	0.5	0.6	0.4	0.4	-	0.7	0.6	-	0.9	-	1.0	-	0.6	-	0.8	-	
5. 6-9 times	-	-	-	-	-	-	-	-	-	-	-	-	-	-	-	-	
6. 10 or more	0.6	0.2	-	0.1	-	0.8	0.4	0.3	1.3	0.2	1.1	1.7	-	-	0.7	-	
<i>Item 29990 Subject A03b</i>	<i>N†</i>	<i>571</i>	<i>275</i>	<i>255</i>	<i>420</i>	<i>21</i>	<i>104</i>	<i>168</i>	<i>200</i>	<i>99</i>	<i>369</i>	<i>169</i>	<i>80</i>	<i>175</i>	<i>90</i>	<i>196</i>	<i>22</i>
B03D: . . . in a store where you pick up the pack (or carton) and bring it to the check- out counter?																	
1. None	71.1	68.8	76.5	68.9	86.8	70.8	68.3	75.0	68.1	76.3	63.8	72.7	73.3	76.3	69.1	56.9	
2. 1 time	8.5	8.0	9.3	10.4	-	5.9	11.0	6.7	10.7	8.4	8.5	7.5	7.5	6.4	11.6	3.8	
3. 2 times	6.2	8.0	3.3	6.5	4.7	4.4	3.8	7.7	8.9	4.5	9.5	4.9	8.1	4.7	5.7	-	
4. 3-5 times	6.3	6.9	5.2	6.5	4.0	9.0	6.8	4.3	6.7	3.3	9.1	5.7	6.1	7.5	3.6	19.2	
5. 6-9 times	2.8	3.4	2.7	3.2	2.5	3.0	4.9	1.9	1.0	3.5	2.0	0.6	2.4	-	4.0	17.2	
6. 10 or more	5.1	5.0	3.1	4.5	1.9	6.9	5.2	4.4	4.7	4.0	7.1	8.5	2.7	5.0	6.0	2.9	
<i>Item 30000 Subject A03b</i>	<i>N†</i>	<i>574</i>	<i>275</i>	<i>259</i>	<i>421</i>	<i>23</i>	<i>104</i>	<i>170</i>	<i>202</i>	<i>99</i>	<i>372</i>	<i>169</i>	<i>82</i>	<i>176</i>	<i>90</i>	<i>196</i>	<i>22</i>
B03E: . . . in a store where the clerk has to hand you the pack or carton?																	
1. None	31.5	31.5	33.2	29.7	54.2	29.8	33.9	29.9	32.6	33.7	28.1	33.7	34.0	38.8	25.4	36.5	
2. 1 time	18.4	17.9	18.1	20.2	-	18.9	18.2	17.0	21.4	21.4	12.7	24.0	17.8	18.8	18.1	3.6	
3. 2 times	11.2	11.7	11.6	11.6	7.9	12.1	10.7	8.6	16.4	10.4	11.8	9.7	14.9	10.2	9.3	3.6	
4. 3-5 times	17.4	15.7	19.5	17.0	26.2	18.4	13.8	21.1	15.1	17.1	17.2	14.3	16.3	16.8	19.9	18.3	
5. 6-9 times	7.5	10.0	5.8	8.9	4.0	4.9	9.9	9.5	2.3	7.1	9.6	6.3	6.8	1.4	10.0	19.1	
6. 10 or more	13.9	13.0	11.7	12.7	7.7	16.0	13.6	13.8	12.2	10.2	20.6	12.0	10.1	13.9	17.2	19.0	
<i>Item 30010 Subject A03b</i>	<i>N†</i>	<i>583</i>	<i>281</i>	<i>259</i>	<i>427</i>	<i>23</i>	<i>108</i>	<i>173</i>	<i>202</i>	<i>100</i>	<i>375</i>	<i>173</i>	<i>82</i>	<i>180</i>	<i>89</i>	<i>201</i>	<i>23</i>

†=excludes respondents for whom question was inappropriate.

QUESTIONNAIRE FORM 6 2005	TOTAL	SEX		RACE		REGION				COLLEGE PLANS?		ILLICIT DRUG USE: LIFETIME					
		M	F	White	Black	NE	NC	S	W	Yes	No	None	Mari- juana Only	Few Pills	More Pills	Any Her- oin	
<i>N (Weighted No. of Cases):</i>	2560	1183	1221	1591	279	502	619	913	525	1918	453	1279	542	220	408	31	
<i>% of Weighted Total:</i>	100.0	46.2	47.7	62.2	10.9	19.6	24.2	35.7	20.5	74.9	17.7	50.0	21.2	8.6	15.9	1.2	
B03F: . . . bought them in some other way?																	
1. None	83.9	86.8	82.9	85.2	66.6	80.4	83.2	84.9	86.8	85.9	80.0	92.9	86.2	89.3	75.7	86.9	
2. 1 time	4.1	3.0	4.9	4.0	2.0	2.2	5.8	4.0	3.4	3.6	4.1	1.1	4.1	3.3	5.6	3.8	
3. 2 times	3.5	2.6	3.6	3.0	9.5	3.7	3.5	3.7	3.1	2.9	4.7	1.4	4.2	2.9	4.3	2.1	
4. 3-5 times	2.5	2.4	3.0	3.0	1.0	7.9	1.1	0.9	2.6	1.6	5.2	-	2.5	0.8	4.8	-	
5. 6-9 times	1.8	1.8	2.1	1.3	13.6	2.4	2.7	1.6	0.3	2.2	1.3	-	0.5	0.3	4.3	3.5	
6. 10 or more	4.1	3.4	3.4	3.5	7.3	3.4	3.7	4.9	3.8	3.7	4.8	4.5	2.4	3.4	5.3	3.8	
<i>Item 31330 Subject A03b</i>	<i>N†</i>	571	271	260	420	23	104	169	199	99	373	167	79	178	90	195	22
B04: During the last 30 days, about how many times (if any) did YOU buy cigarettes for your own use . . .																	
B04A: . . . at a big supermarket?																	
1. None	81.5	80.2	86.7	81.9	93.4	80.0	81.6	81.0	84.2	85.1	75.5	80.4	84.0	86.3	79.1	75.7	
2. 1 time	6.4	5.9	6.5	7.2	4.7	6.2	7.4	4.9	7.9	6.0	7.1	9.3	8.7	0.6	6.8	-	
3. 2 times	5.2	6.5	2.1	4.8	-	5.2	6.4	4.9	3.7	2.5	9.3	0.6	5.2	3.8	6.8	11.3	
4. 3-5 times	3.4	4.3	2.2	3.3	-	6.3	2.7	3.9	0.8	3.0	3.9	2.4	2.1	5.5	3.0	5.3	
5. 6-9 times	1.3	0.8	0.6	0.9	-	1.4	0.9	1.6	1.3	0.4	3.6	-	-	2.8	2.6	-	
6. 10 or more	2.1	2.2	1.9	1.9	1.9	0.8	1.1	3.6	2.1	3.0	0.6	7.3	-	1.0	1.8	7.6	
<i>Item 30020 Subject A03b</i>	<i>N†</i>	579	279	259	425	23	106	170	203	99	375	170	82	178	90	198	23
B04B: . . . at a small grocery store?																	
1. None	67.3	63.6	75.8	69.4	66.0	61.9	71.0	66.9	67.4	73.2	57.8	61.1	65.4	83.7	66.5	51.9	
2. 1 time	9.7	11.8	7.4	8.9	16.1	12.5	9.0	8.0	11.6	11.2	6.4	12.2	11.9	2.7	9.3	16.7	
3. 2 times	7.1	9.1	3.7	7.5	-	5.8	9.2	6.1	6.7	4.4	12.1	5.3	10.8	5.4	5.7	1.7	
4. 3-5 times	9.3	8.2	8.7	8.1	16.1	12.1	6.4	11.1	7.3	5.8	14.2	10.5	9.8	2.9	8.8	22.0	
5. 6-9 times	2.2	1.6	2.7	2.5	-	4.6	1.8	1.5	1.8	1.6	3.9	-	1.6	-	4.5	4.0	
6. 10 or more	4.5	5.8	1.6	3.6	1.9	3.0	2.6	6.4	5.3	3.7	5.6	10.9	0.6	5.4	5.2	3.6	
<i>Item 30030 Subject A03b</i>	<i>N†</i>	575	277	257	423	23	106	170	202	98	372	168	82	176	90	199	21
B04C: . . . at a drugstore?																	
1. None	80.8	79.8	85.8	83.2	95.0	72.2	85.3	81.4	81.3	82.4	79.2	85.6	80.6	85.3	77.6	76.0	
2. 1 time	6.7	7.0	6.0	6.7	-	9.0	7.5	3.7	8.8	8.1	3.6	3.4	9.0	1.8	7.7	10.2	
3. 2 times	6.4	6.9	2.3	4.3	3.2	7.3	4.7	8.5	3.8	4.1	9.0	2.1	7.0	6.9	6.7	10.3	
4. 3-5 times	2.9	3.3	2.8	2.7	-	6.9	1.9	1.9	2.2	1.7	5.4	1.0	2.7	2.3	4.0	3.5	
5. 6-9 times	0.8	-	1.4	0.7	-	2.3	-	0.5	1.3	0.6	1.4	-	0.6	1.2	1.3	-	
6. 10 or more	2.4	3.0	1.7	2.4	1.9	2.4	0.7	3.9	2.5	3.1	1.5	7.8	-	2.5	2.6	-	
<i>Item 30040 Subject A03b</i>	<i>N†</i>	575	277	257	423	23	105	170	201	99	372	169	82	176	90	198	22
B04D: . . . at a convenience store (like a Hop-In or 7-11) or a gas station?																	
1. None	32.5	30.4	33.5	29.1	49.4	29.4	33.1	32.6	34.4	33.3	31.7	40.9	31.7	40.0	26.2	34.8	
2. 1 time	17.9	18.6	18.5	20.9	4.7	17.1	17.2	16.1	23.5	21.6	10.6	19.7	23.3	18.6	14.4	-	
3. 2 times	12.1	11.6	12.7	10.8	7.9	10.8	12.0	11.1	15.6	11.0	14.5	11.4	15.0	8.3	12.2	4.5	
4. 3-5 times	16.9	18.4	16.4	17.3	21.5	21.9	14.7	19.3	10.5	15.6	20.5	10.5	12.6	14.5	23.9	19.9	
5. 6-9 times	7.3	7.9	6.9	8.5	-	3.9	9.8	7.2	6.6	7.1	6.8	1.5	4.9	10.5	9.0	20.6	
6. 10 or more	13.4	13.1	12.0	13.3	16.5	16.9	13.1	13.7	9.4	11.4	15.9	16.0	12.5	8.1	14.4	20.2	
<i>Item 30050 Subject A03b</i>	<i>N†</i>	583	283	260	430	23	108	171	202	102	377	172	82	180	90	201	23
B04E: . . . from a Web site?																	
1. None	97.6	97.5	99.2	98.7	100.0	99.2	96.9	97.2	97.8	98.4	96.2	96.0	97.6	98.3	98.3	95.5	
2. 1 time	0.2	0.3	-	-	-	-	-	0.2	0.9	0.1	-	-	0.3	-	0.4	-	
3. 2 times	1.2	1.3	0.4	0.9	-	-	2.4	1.3	-	0.4	2.8	-	2.1	1.7	-	4.5	
4. 3-5 times	-	-	-	-	-	-	-	-	-	-	-	-	-	-	-	-	
5. 6-9 times	0.2	-	-	-	-	-	-	-	1.3	-	0.8	-	-	-	0.6	-	
6. 10 or more	0.8	0.9	0.5	0.4	-	0.8	0.7	1.2	-	1.1	0.3	4.0	-	-	0.6	-	
<i>Item 31340 Subject A03b</i>	<i>N†</i>	576	277	258	424	23	105	170	202	99	373	169	82	177	90	198	22

†=excludes respondents for whom question was inappropriate.

QUESTIONNAIRE FORM 6 2005	TOTAL	SEX		RACE		REGION				COLLEGE PLANS?		ILLCIT DRUG USE: LIFETIME					
		M	F	White	Black	NE	NC	S	W	Yes	No	None	Mari- juana Only	Few Pills	More Pills	Any Her- oin	
<i>N (Weighted No. of Cases):</i>	2560	1183	1221	1591	279	502	619	913	525	1918	453	1279	542	220	408	31	
<i>% of Weighted Total:</i>	100.0	46.2	47.7	62.2	10.9	19.6	24.2	35.7	20.5	74.9	17.7	50.0	21.2	8.6	15.9	1.2	
B05: What brand of cigarettes do you usually smoke? (Brands are in alphabetical order. Mark only one)																	
01. Basic	0.8	0.2	1.5	0.9	-	-	1.9	0.3	0.9	0.1	0.9	1.1	1.4	-	0.3	2.4	
02. Benson & Hedges	0.1	-	-	-	-	-	0.4	-	-	-	-	-	-	-	-	-	
03. Black & Whites	0.5	1.1	-	0.4	-	-	-	0.9	1.1	0.8	-	2.2	-	1.2	-	-	
04. Cambridge	-	-	-	-	-	-	-	-	-	-	-	-	-	-	-	-	
05. Camel	14.0	16.7	11.8	15.1	-	7.7	21.2	12.5	11.3	16.1	9.5	7.4	12.6	18.5	18.0	-	
06. Capri	0.2	-	0.3	0.2	-	0.8	-	-	-	0.2	-	-	-	-	0.5	-	
07. Carlton	-	-	-	-	-	-	-	-	-	-	-	-	-	-	-	-	
08. Doral	0.1	0.3	-	0.2	-	-	-	0.4	-	0.2	-	-	0.4	-	-	-	
09. GPC	0.1	0.1	-	0.1	-	-	-	-	0.3	-	0.2	-	-	-	0.2	-	
10. Kent	-	-	-	-	-	-	-	-	-	-	-	-	-	-	-	-	
11. Kool	1.3	1.6	1.2	0.9	15.4	-	-	3.6	0.5	1.7	-	3.0	1.8	-	0.9	-	
12. Marlboro	51.1	46.8	55.7	57.0	10.9	47.2	55.3	53.3	44.4	45.1	70.1	53.2	47.8	46.6	54.5	66.0	
13. Merit	-	-	-	-	-	-	-	-	-	-	-	-	-	-	-	-	
14. Misty	-	-	-	-	-	-	-	-	-	-	-	-	-	-	-	-	
15. Monarch	-	-	-	-	-	-	-	-	-	-	-	-	-	-	-	-	
16. More	-	-	-	-	-	-	-	-	-	-	-	-	-	-	-	-	
17. Newport	11.0	9.5	11.5	6.8	54.2	25.7	5.0	11.6	4.5	9.9	11.5	5.4	13.8	4.7	12.6	14.0	
18. Pall Mall	0.4	-	0.9	0.6	-	-	0.6	-	1.3	0.6	-	1.6	0.6	-	-	-	
19. Parliament	5.6	4.7	6.8	6.7	-	9.7	5.0	1.4	10.4	7.3	1.7	4.8	4.8	8.8	6.1	-	
20. Salem	0.4	0.5	0.4	0.3	-	-	-	1.3	-	0.3	0.3	-	-	2.7	-	-	
21. Vantage	-	-	-	-	-	-	-	-	-	-	-	-	-	-	-	-	
22. Viginia Slims	0.1	-	0.3	0.2	-	-	-	0.4	-	0.2	-	-	-	-	0.4	-	
23. Winston	0.4	0.7	0.2	0.3	-	-	0.5	0.3	0.9	0.5	0.4	0.8	-	1.1	0.4	-	
24. Other	5.0	5.5	4.1	3.3	-	3.7	3.4	5.7	7.9	5.4	2.7	2.9	4.9	8.7	2.6	17.6	
25. No usual brand	8.7	12.4	5.1	7.1	19.5	5.2	6.7	8.3	16.4	11.5	2.7	17.4	12.0	7.7	3.6	-	
<i>Item 30065 Subject A011</i>	<i>N†</i>	531	252	245	393	21	101	157	179	94	352	146	76	168	84	177	19
B06: The last time that you tried to buy cigarettes in a store or gas station, were you asked for proof of age?																	
1. I never tried to buy cigarettes at a store or gas station	40.2	35.6	46.2	36.7	52.7	39.0	33.8	37.9	53.5	43.0	31.9	58.2	42.8	40.7	21.7	26.7	
2. No, they didn't ask me and they sold me the cigarettes	18.5	19.8	17.9	18.3	18.8	23.0	20.2	19.0	10.9	18.9	18.6	12.6	13.8	19.2	28.4	22.9	
3. No, they didn't ask but they didn't sell me the cigarettes	0.8	1.5	-	0.5	1.2	0.9	0.6	1.2	0.4	0.5	1.5	2.5	0.3	-	0.3	-	
4. Yes, I was asked for proof of age—GO TO Q.B06A	40.5	43.1	35.9	44.4	27.4	37.1	45.4	41.8	35.3	37.6	48.0	26.7	43.0	40.1	49.6	50.4	
<i>Item 30070 Subject A03b</i>	<i>N†</i>	1183	560	561	807	93	235	301	412	236	835	279	283	388	156	313	27
B06A: If yes, what happened?																	
1. I showed some ID and got the cigarettes	88.7	89.7	86.6	90.0	73.4	79.1	87.5	91.7	94.8	89.0	88.0	96.8	90.7	87.5	84.2	76.3	
2. I showed some ID but they refused to sell me the cigarettes	2.4	2.8	2.2	1.5	15.7	4.6	1.9	2.2	1.0	2.1	3.5	3.2	2.1	-	3.5	-	
3. I didn't show ID and they sold them to me anyway	5.2	4.4	6.0	4.6	9.9	9.3	7.0	2.7	3.1	5.2	3.9	-	4.6	5.4	8.0	12.0	
4. I didn't show ID and they didn't sell me any cigarettes	3.7	3.1	5.1	3.9	0.9	7.0	3.6	3.4	1.1	3.7	4.5	-	2.6	7.1	4.4	11.7	
<i>Item 30080 Subject A03b</i>	<i>N†</i>	483	243	204	362	25	89	138	172	83	316	135	77	169	63	155	14
B07: Have you ever gone to a store and bought just one or a few cigarettes (fewer than the usual pack of 20)?																	
1. No, never	89.7	89.1	91.5	92.5	75.5	85.5	92.8	88.9	91.5	91.1	88.1	90.6	89.3	93.3	87.6	89.1	
2. Yes, in the past 12 months	8.3	8.8	6.5	6.2	17.8	11.3	5.5	8.8	8.0	7.2	8.9	8.2	8.9	4.9	8.9	10.9	
3. Yes, but not in the past 12 months	2.0	2.1	2.0	1.3	6.7	3.3	1.7	2.3	0.6	1.7	3.0	1.2	1.7	1.8	3.5	-	
<i>Item 30090 Subject A011, A03b</i>	<i>N†</i>	1187	561	565	810	92	235	304	413	236	836	283	284	393	156	312	27
B08: Have you ever tried to stop smoking and found that you could not?																	
1. Yes	14.4	11.7	16.7	15.7	5.3	18.9	17.2	12.1	10.5	10.8	24.3	5.3	13.7	13.4	22.1	38.0	
2. No	85.6	88.3	83.3	84.3	94.7	81.1	82.8	87.9	89.5	89.2	75.7	94.7	86.3	86.6	77.9	62.0	
<i>Item 01690 Subject A01i</i>	<i>N†</i>	1172	559	551	799	91	231	300	410	230	824	279	273	387	156	312	27

†=excludes respondents for whom question was inappropriate.

DESCRIPTIVE RESULTS: 2005

235

QUESTIONNAIRE FORM 6 2005	TOTAL	SEX		RACE		REGION				COLLEGE PLANS?		ILLCIT DRUG USE: LIFETIME					
		M	F	White	Black	NE	NC	S	W	Yes	No	None	Mari- juana Only	Few Pills	More Pills	Any Her- oin	
<i>N (Weighted No. of Cases):</i>	2560	1183	1221	1591	279	502	619	913	525	1918	453	1279	542	220	408	31	
<i>% of Weighted Total:</i>	100.0	46.2	47.7	62.2	10.9	19.6	24.2	35.7	20.5	74.9	17.7	50.0	21.2	8.6	15.9	1.2	
B09: How many times, if any, have you tried to stop smoking?																	
1. None	64.1	64.5	65.6	63.3	76.1	62.5	57.5	65.3	72.2	67.8	55.5	75.1	64.7	68.1	54.2	51.6	
2. Once	16.6	19.5	13.3	16.4	16.6	15.3	18.5	18.0	13.0	16.2	17.4	14.5	18.2	14.6	17.5	8.1	
3. Twice	9.0	7.6	9.8	9.5	5.3	11.6	10.0	8.8	5.3	7.2	13.8	5.1	10.0	5.7	11.8	12.9	
4. 3 to 5 times	6.8	5.8	7.7	7.9	-	6.3	9.2	5.3	6.6	5.8	10.1	2.5	4.1	9.9	10.3	27.4	
5. 6 to 9 times	1.7	1.3	1.4	1.6	-	2.6	2.6	1.0	0.8	1.5	1.9	0.9	1.6	1.0	3.2	-	
6. 10 or more times	1.9	1.3	2.2	1.3	2.0	1.7	2.2	1.6	2.0	1.5	1.3	2.0	1.4	0.6	3.0	-	
<i>Item 01691 Subject A01i</i>	<i>N†</i>	1154	551	540	786	90	224	300	401	228	808	278	262	383	156	311	27
B10: Do you want to stop smoking now?																	
1. Yes	14.0	12.6	14.7	15.3	6.1	19.9	15.3	12.1	10.1	12.1	18.8	7.6	12.7	15.8	19.7	24.2	
2. No	21.8	24.7	18.8	23.1	10.2	18.8	27.0	22.7	16.8	19.1	31.3	9.6	20.1	21.9	31.8	57.4	
8. Don't smoke now	64.1	62.6	66.6	61.5	83.7	61.3	57.8	65.2	73.2	68.9	50.0	82.9	67.2	62.4	48.5	18.5	
<i>Item 01700 Subject A01i</i>	<i>N†</i>	1171	558	550	800	90	230	300	408	232	823	281	276	385	156	311	27
B11: Do you (or did you) worry that quitting smoking would make you gain weight?																	
1. No, not at all	86.3	94.7	78.5	84.0	97.1	84.3	80.3	90.3	89.1	86.4	85.8	91.9	87.5	83.8	82.2	84.1	
2. Yes, a little	6.8	3.1	10.4	8.0	1.5	7.3	8.4	5.3	6.9	6.5	8.0	5.3	6.3	9.3	7.1	7.6	
3. Yes, some	2.6	0.8	3.8	2.8	1.4	4.0	3.8	1.2	2.2	2.7	2.1	0.8	3.3	0.6	4.0	7.0	
4. Yes, a lot	4.2	1.3	7.4	5.2	-	4.3	7.4	3.3	1.7	4.3	4.1	2.0	3.0	6.2	6.8	1.3	
<i>Item 30100 Subject A06c</i>	<i>N†</i>	1151	553	535	782	91	225	296	403	227	803	279	264	377	155	313	27
B12: Some people start to smoke because they think it will help them lose weight. Was losing weight one of the reasons you started to smoke?																	
1. No, not at all	93.6	97.6	90.2	93.1	98.4	90.8	93.8	94.5	94.5	93.8	94.1	93.4	96.1	91.9	91.5	95.2	
2. Yes, a little	3.9	1.1	6.5	5.0	-	5.9	4.2	3.1	2.9	4.1	3.3	5.5	2.3	4.6	4.4	-	
3. Yes, some	1.7	0.8	2.4	1.4	-	1.6	1.7	1.9	1.2	1.6	1.5	0.6	1.2	3.5	2.0	4.8	
4. Yes, a lot	0.8	0.5	0.8	0.6	1.6	1.6	0.3	0.5	1.3	0.5	1.1	0.5	0.4	-	2.2	-	
<i>Item 30110 Subject A06a</i>	<i>N†</i>	1140	545	533	775	90	215	297	401	227	800	275	263	373	155	307	27
B13: If you have never smoked, do you think you will try smoking cigarettes sometime this year?																	
1. I have already tried cigarettes	34.1	33.4	34.0	39.4	19.8	33.6	37.8	32.2	33.2	31.4	45.8	13.6	51.8	56.5	64.3	80.0	
2. I definitely will	0.7	0.9	0.2	0.6	-	1.0	0.5	1.1	-	0.4	1.4	0.5	0.1	1.2	1.4	4.4	
3. I probably will	2.8	3.5	2.0	2.1	2.4	2.0	2.5	3.4	2.8	2.7	3.2	2.1	2.8	2.5	4.8	2.7	
4. I probably will not	12.0	11.6	12.5	10.5	14.2	12.3	11.2	11.4	14.0	13.1	9.4	13.2	13.2	11.0	7.4	4.7	
5. I definitely will not	50.4	50.6	51.4	47.4	63.6	51.1	48.1	51.9	50.0	52.4	40.3	70.7	32.1	28.9	22.1	8.2	
<i>Item 30120 Subject A04b</i>	<i>N</i>	2403	1128	1161	1506	269	467	580	852	504	1828	429	1245	506	208	368	30
B14: Do you think you will be smoking cigarettes five years from now?																	
1. I definitely will	2.0	1.9	1.4	1.8	1.3	2.3	3.7	1.5	0.6	1.1	5.7	1.2	2.1	0.8	3.1	19.4	
2. I probably will	9.2	8.9	9.1	9.6	2.1	7.8	9.9	9.9	8.4	6.9	18.6	2.6	10.8	14.2	23.0	38.8	
3. I probably will not	24.0	25.1	22.2	23.9	20.1	23.4	23.1	24.9	23.9	23.9	24.4	17.0	30.4	34.9	31.7	20.4	
4. I definitely will not	64.8	64.1	67.3	64.7	76.5	66.4	63.4	63.6	67.2	68.2	51.3	79.2	56.8	50.1	42.2	21.4	
<i>Item 01710 Subject A04a</i>	<i>N</i>	2480	1161	1205	1567	269	485	598	883	515	1891	441	1257	532	219	397	30
B15: How much do you agree or disagree with the following statements?																	
B15A: I will never get addicted to cigarettes																	
1. Disagree	20.0	19.5	20.7	20.6	13.1	17.5	22.0	18.9	22.1	17.7	28.7	18.2	17.6	23.2	24.0	46.3	
2. Mostly disagree	8.1	8.7	7.3	8.5	3.1	7.9	8.8	7.4	8.8	7.8	11.1	5.7	9.6	12.4	11.7	13.3	
3. Neither	9.6	9.7	9.3	9.2	6.8	13.1	9.0	9.4	7.3	9.2	10.7	5.6	12.7	10.1	17.4	10.8	
4. Mostly agree	8.7	9.1	8.1	9.1	8.3	9.1	8.4	8.1	9.6	8.8	8.3	7.4	10.1	11.2	9.9	8.2	
5. Agree	53.6	53.0	54.7	52.5	68.7	52.4	51.8	56.2	52.1	56.5	41.2	63.1	50.0	43.0	37.0	21.4	
<i>Item 30130 Subject A04a</i>	<i>N</i>	2484	1167	1202	1571	270	480	600	891	513	1894	442	1259	532	220	401	30

†=excludes respondents for whom question was inappropriate.

QUESTIONNAIRE FORM 6 2005	TOTAL	SEX		RACE		REGION				COLLEGE PLANS?		ILLICIT DRUG USE: LIFETIME				
		M	F	White	Black	NE	NC	S	W	Yes	No	None	Mari- juana Only	Few Pills	More Pills	Any Her- oin
<i>N (Weighted No. of Cases):</i>	2560	1183	1221	1591	279	502	619	913	525	1918	453	1279	542	220	408	31
<i>% of Weighted Total:</i>	100.0	46.2	47.7	62.2	10.9	19.6	24.2	35.7	20.5	74.9	17.7	50.0	21.2	8.6	15.9	1.2
B15B: I could smoke a pack a day for a year or more and still be able to quit if I wanted to																
1. Disagree	53.8	50.5	58.1	53.5	50.0	53.0	54.9	50.5	58.8	55.0	49.6	60.7	49.6	45.0	45.4	34.3
2. Mostly disagree	16.7	17.5	15.4	17.8	10.7	18.6	15.9	14.8	19.3	17.4	14.0	14.2	20.2	18.7	18.3	25.4
3. Neither	12.9	12.1	13.7	13.9	13.6	14.0	14.2	14.3	7.9	12.5	15.8	12.2	10.7	17.0	16.0	8.3
4. Mostly agree	6.0	6.5	5.4	6.3	4.9	4.4	7.3	6.2	5.5	6.2	5.4	4.3	6.6	6.6	9.6	15.0
5. Agree	10.6	13.5	7.4	8.5	20.9	9.9	7.6	14.1	8.5	8.9	15.2	8.6	12.8	12.6	10.9	17.0
<i>Item 30140 Subject A04a</i>	<i>N</i> 2473	1158	1200	1561	267	480	594	884	515	1887	439	1251	530	220	401	30
B15C: At my age, smoking is not too dangerous because you can always quit later																
1. Disagree	71.9	66.9	77.4	71.8	74.0	71.1	71.5	70.8	75.0	73.8	64.7	81.9	66.2	57.9	60.0	28.5
2. Mostly disagree	13.8	16.2	11.2	14.7	8.0	14.8	12.3	13.7	14.7	14.0	13.1	10.4	16.5	17.8	15.7	47.7
3. Neither	8.2	9.3	7.3	8.2	7.8	8.8	10.5	8.5	4.5	7.3	11.6	4.5	9.2	16.6	13.1	18.5
4. Mostly agree	2.9	3.6	1.6	2.5	3.9	3.1	2.5	2.8	3.1	2.6	4.0	1.1	2.4	6.3	7.0	2.7
5. Agree	3.2	4.1	2.5	2.8	6.3	2.2	3.3	4.1	2.7	2.3	6.5	2.2	5.6	1.4	4.2	2.5
<i>Item 30150 Subject A04a</i>	<i>N</i> 2479	1162	1204	1567	269	481	595	889	515	1890	444	1260	532	220	397	30
B16: Some tobacco companies make clothing, hats, bags, or other things with their brand on it. Do you have a piece of clothing, or other thing that has a tobacco brand name or logo on it?																
1. No	88.9	86.7	91.9	88.3	90.3	88.2	88.1	88.0	91.9	91.4	79.7	93.1	92.1	86.4	75.5	62.5
2. Yes—GO TO Q.B16A	11.1	13.3	8.1	11.7	9.7	11.8	11.9	12.0	8.1	8.6	20.3	6.9	7.9	13.6	24.5	37.5
<i>Item 30160 Subject A18b</i>	<i>N</i> 2488	1169	1208	1576	272	484	598	893	513	1900	446	1265	535	219	400	30
B16A: What brand name is on it (or on them)? (Mark all that apply.)																
A. Camel	23.0	24.7	21.4	21.6	34.7	13.9	25.6	26.2	21.7	23.0	20.6	21.8	30.9	10.7	25.4	12.7
B. Kool	8.5	7.4	10.4	5.9	13.8	6.1	10.3	9.0	6.8	8.8	6.3	9.9	11.1	5.0	7.4	4.3
C. Marlboro	70.9	62.6	82.7	76.0	18.3	77.7	73.0	66.2	70.9	67.6	76.6	71.8	53.5	74.4	75.0	85.8
D. Newport	11.4	11.5	11.9	8.5	47.9	15.2	12.4	13.0	-	11.3	11.8	7.3	12.4	1.7	15.4	12.1
E. Virginia Slims	1.7	0.8	2.6	0.7	4.8	-	4.5	1.3	-	2.4	-	3.0	-	-	1.2	-
F. Other	15.8	18.8	9.1	14.2	26.9	10.6	19.3	12.5	25.5	18.2	9.2	16.6	22.8	13.6	14.5	10.7
<i>Item 30170-30220 Subject A18b</i>	<i>N†</i> 275	151	99	180	27	53	71	110	40	162	89	89	42	30	95	11
B17: Have you ever saved coupons from cigarettes (whether or not you bought them yourself)?																
1. No	91.9	91.8	92.1	89.9	97.3	92.1	89.8	91.1	95.5	93.7	82.6	97.0	93.4	91.9	75.6	67.8
2. Yes—GO TO Q.B17A	8.1	8.2	7.9	10.1	2.7	7.9	10.2	8.9	4.5	6.3	17.4	3.0	6.6	8.1	24.4	32.2
<i>Item 30230 Subject A18c</i>	<i>N</i> 2486	1168	1206	1575	271	484	596	892	513	1900	445	1266	531	220	401	30
B17A: Are you currently saving coupons from cigarettes?																
1. No	56.3	59.9	55.2	51.1	93.0	35.9	64.6	61.3	50.0	68.6	36.0	68.4	40.3	74.8	56.3	13.0
2. Yes	43.7	40.1	44.8	48.9	7.0	64.1	35.4	38.7	50.0	31.4	64.0	31.6	59.7	25.2	43.7	87.0
<i>Item 30240 Subject A18c</i>	<i>N†</i> 199	96	94	160	6	37	59	81	22	118	77	38	35	17	100	7
B18: Has anyone from a tobacco company ever given you, or mailed you, a free sample of their cigarettes?																
1. No, never	97.9	98.1	98.2	97.7	98.6	96.7	98.2	97.8	98.9	98.3	96.2	99.1	97.9	96.2	96.5	83.8
2. Yes, in the past 12 months	1.6	1.5	1.4	1.7	1.2	1.8	1.4	2.1	1.0	1.1	3.8	0.8	1.4	3.3	2.4	16.2
3. Yes, but not in the past 12 months	0.5	0.4	0.5	0.7	0.2	1.5	0.4	0.1	0.1	0.6	-	0.2	0.7	0.5	1.1	-
<i>Item 30250 Subject A18d</i>	<i>N</i> 2488	1164	1211	1574	270	483	595	894	515	1898	448	1270	534	220	397	30

†=excludes respondents for whom question was inappropriate.

QUESTIONNAIRE FORM 6 2005	TOTAL	SEX		RACE		REGION				COLLEGE PLANS?		ILLICIT DRUG USE: LIFETIME				
		M	F	White	Black	NE	NC	S	W	Yes	No	None	Mari- juana Only	Few Pills	More Pills	Any Her- oin
<i>N (Weighted No. of Cases):</i>	2560	1183	1221	1591	279	502	619	913	525	1918	453	1279	542	220	408	31
<i>% of Weighted Total:</i>	100.0	46.2	47.7	62.2	10.9	19.6	24.2	35.7	20.5	74.9	17.7	50.0	21.2	8.6	15.9	1.2
B19: Have you ever taken or used smokeless tobacco (snuff, plug, dipping tobacco, chewing tobacco)?																
1. Never—GO TO Q.B21	82.5	72.4	92.9	78.1	96.1	84.6	77.6	80.8	89.1	85.7	70.8	93.0	80.7	72.6	59.5	49.2
2. Once or twice	9.0	12.8	5.6	10.9	3.1	6.8	10.6	10.7	6.3	8.3	12.0	3.5	10.2	15.4	20.8	18.6
3. Occasionally but not regularly	4.3	7.4	0.8	5.4	0.5	5.0	6.3	3.4	2.8	3.4	6.5	1.1	3.9	8.4	11.6	14.7
4. Regularly in the past	1.5	2.4	0.3	1.8	0.3	1.4	1.2	2.1	0.8	1.0	3.0	0.8	1.9	2.0	2.0	9.2
5. Regularly now	2.7	5.0	0.4	3.9	-	2.2	4.3	3.1	0.9	1.6	7.7	1.6	3.3	1.6	6.2	8.3
<i>Item 22230 Subject A01a</i>	<i>N</i> 2505	1173	1216	1585	276	493	603	893	515	1904	451	1274	538	220	404	30
B20: How frequently have you taken smokeless tobacco during the past 30 days?																
1. Not at all—incl. (1) in Q.B19	92.4	87.3	98.1	90.5	99.7	92.0	89.5	92.5	96.0	94.6	84.8	97.4	90.9	89.8	81.6	79.4
2. Once or twice	3.2	4.7	1.3	3.4	0.3	4.0	3.8	3.0	2.1	2.5	4.9	0.4	3.9	5.6	8.9	5.7
3. Once or twice per week	1.1	2.1	0.1	1.5	-	1.3	1.2	1.1	0.6	0.6	2.7	0.2	1.6	2.3	1.9	2.1
4. Three to five times per week	0.8	1.2	0.4	0.9	-	0.6	1.6	0.7	0.2	0.8	0.5	0.4	0.9	0.6	2.1	-
5. About once a day	0.6	0.8	0.2	0.8	-	0.9	0.8	0.3	0.6	0.2	1.8	0.1	1.1	0.1	1.3	5.9
6. More than once a day	1.9	3.9	-	2.8	-	1.2	3.1	2.4	0.5	1.2	5.3	1.3	1.7	1.7	4.2	6.8
<i>Item 22240 Subject A01c</i>	<i>N</i> 2505	1174	1216	1585	276	492	603	893	516	1904	452	1274	538	220	404	30
D01: The next questions are about anti-smoking commercials or "spots" that are intended to discourage cigarette smoking. In recent months, about how often have you seen such anti-smoking commercials on TV, or heard them on the radio?																
1. Not at all	8.1	8.7	6.9	6.0	15.0	8.6	6.3	8.2	9.6	6.7	13.5	7.0	9.8	5.6	8.0	20.3
2. Less than once a month	9.1	7.5	10.7	8.0	12.0	8.2	6.1	9.7	12.7	9.2	9.6	10.9	6.7	10.2	6.5	6.3
3. 1-3 times per month	23.4	22.7	24.1	24.0	23.0	22.5	24.0	25.5	19.8	23.8	21.1	25.9	21.0	19.4	22.0	15.7
4. 1-3 times per week	29.2	31.1	28.0	32.1	15.8	33.5	31.4	28.1	24.6	30.3	25.8	28.3	31.3	29.9	30.4	19.6
5. Daily or almost daily	22.4	21.9	22.5	22.4	25.7	20.2	22.3	22.2	24.7	22.9	20.6	21.1	23.4	26.5	22.5	30.9
6. More than once a day	7.8	8.2	7.8	7.4	8.6	7.0	9.9	6.3	8.6	7.2	9.5	6.8	7.8	8.4	10.7	7.1
<i>Item 30260 Subject A10b, A18a</i>	<i>N</i> 2378	1110	1178	1547	249	454	582	853	488	1882	440	1214	503	211	391	31
D02: In recent months, about how often have you seen anti-smoking ads on billboards or in magazines and newspapers?																
1. Not at all	15.8	16.6	14.3	13.6	19.9	17.7	12.7	17.7	14.6	14.2	21.9	16.8	16.7	11.8	11.5	30.4
2. Less than once a month	21.4	19.9	23.3	21.9	18.8	23.5	18.3	22.6	20.9	22.1	19.5	23.6	15.6	21.1	23.0	15.1
3. 1-3 times per month	30.4	29.5	31.0	31.9	27.2	29.7	31.0	31.2	29.1	31.5	26.6	30.8	30.7	30.1	29.6	21.0
4. 1-3 times per week	20.4	22.4	19.0	21.6	14.5	17.1	26.3	17.0	22.1	20.9	18.1	17.3	23.0	25.0	24.9	24.8
5. Daily or almost daily	8.9	8.3	9.4	8.5	14.6	9.5	8.2	8.8	9.4	8.7	9.1	8.9	10.4	9.8	6.9	6.1
6. More than once a day	3.1	3.3	3.0	2.6	5.1	2.5	3.5	2.7	3.8	2.6	4.8	2.6	3.7	2.2	4.1	2.7
<i>Item 30270 Subject A10b, A18a</i>	<i>N</i> 2374	1108	1176	1549	245	454	583	850	486	1879	439	1213	502	211	389	31
D03: To what extent do you think such ads on TV, radio, billboards or in magazines and newspapers have . . .																
D03A: . . . made you less favorable toward smoking cigarettes?																
1. Not at all	35.1	38.8	30.8	34.9	33.1	33.9	40.6	32.8	33.8	32.4	46.4	28.9	37.9	32.9	48.7	74.8
2. To a little extent	19.3	18.5	20.5	21.2	13.6	19.0	19.5	19.5	19.2	20.2	16.4	19.2	19.4	23.0	19.5	4.4
3. To some extent	25.9	25.4	26.5	27.5	17.4	28.1	27.6	23.3	26.4	27.1	21.0	27.5	26.2	24.0	22.6	15.3
4. To a great extent	9.4	8.5	10.5	8.6	12.1	7.6	6.0	11.7	11.3	10.0	6.4	10.6	9.0	12.4	4.9	4.6
5. To a very great extent	10.2	8.9	11.8	7.7	23.7	11.4	6.3	12.8	9.4	10.3	9.8	13.8	7.6	7.7	4.3	0.9
<i>Item 30280 Subject A10b, A11a, A18a</i>	<i>N</i> 2349	1096	1164	1535	242	446	582	838	483	1867	431	1199	498	209	388	31
D03B: . . . made you less likely to smoke cigarettes?																
1. Not at all	37.6	40.9	33.8	38.9	32.4	35.7	45.2	35.6	33.6	35.0	49.4	30.7	39.8	37.1	52.6	72.6
2. To a little extent	18.1	18.0	18.6	19.4	13.0	15.7	20.8	17.2	18.5	18.6	16.8	17.4	20.6	17.1	18.8	9.3
3. To some extent	21.6	20.4	22.7	22.3	15.3	24.4	19.5	20.0	24.5	22.9	14.7	23.9	20.2	25.6	15.9	6.9
4. To a great extent	10.5	10.0	11.2	9.9	14.0	10.4	7.0	12.5	11.6	11.1	8.2	11.5	11.1	10.9	6.9	10.3
5. To a very great extent	12.1	10.7	13.7	9.5	25.3	13.8	7.4	14.7	11.7	12.4	11.0	16.5	8.3	9.3	5.8	0.9
<i>Item 30290 Subject A04a, A10b, A18a</i>	<i>N</i> 2340	1094	1160	1532	241	445	581	834	480	1865	425	1193	496	208	388	31

QUESTIONNAIRE FORM 6 2005	TOTAL	SEX		RACE		REGION				COLLEGE PLANS?		ILLCIT DRUG USE: LIFETIME				
		M	F	White	Black	NE	NC	S	W	Yes	No	None	Mari- juana Only	Few Pills	More Pills	Any Her- oin
<i>N (Weighted No. of Cases):</i>	2560	1183	1221	1591	279	502	619	913	525	1918	453	1279	542	220	408	31
<i>% of Weighted Total:</i>	100.0	46.2	47.7	62.2	10.9	19.6	24.2	35.7	20.5	74.9	17.7	50.0	21.2	8.6	15.9	1.2
D03C: . . . overstated the dangers or risks of cigarette smoking?																
1. Not at all	41.5	39.2	43.3	42.9	41.7	41.3	42.8	41.7	39.8	41.0	44.3	43.5	39.2	32.8	41.6	56.5
2. To a little extent	16.7	16.0	17.6	18.7	12.1	18.3	18.9	14.1	17.2	16.9	15.3	17.4	15.3	18.4	16.6	12.4
3. To some extent	22.3	24.1	20.6	24.3	14.5	24.5	22.7	22.8	18.8	22.5	21.5	20.2	25.4	29.0	21.5	22.6
4. To a great extent	9.4	10.8	8.3	7.4	13.6	6.8	9.2	9.7	11.6	9.6	8.7	8.1	10.5	8.7	12.4	4.6
5. To a very great extent	10.0	9.8	10.3	6.7	18.1	9.1	6.4	11.7	12.5	10.0	10.2	10.8	9.7	11.0	8.0	3.9
<i>Item 30300 Subject A10b, A18a</i>	<i>N</i> 2335	1091	1156	1531	236	444	583	828	480	1859	427	1191	495	208	387	31
D04: These days, how many people in the following groups would you guess are regular cigarette smokers?																
D04A: Professional athletes																
1. 0% to 10%	41.7	44.4	39.2	43.5	33.9	43.7	41.8	38.6	45.3	41.0	43.8	35.6	49.0	47.0	48.0	45.5
2. 11% to 30%	23.0	23.8	22.0	24.8	18.8	25.9	24.3	23.0	18.9	24.2	18.8	24.0	21.1	22.4	24.3	18.8
3. 31% to 50%	11.9	12.1	11.8	12.4	13.2	10.9	12.4	13.4	9.8	12.3	10.4	13.3	8.8	16.5	10.1	2.8
4. 51% to 70%	7.2	6.1	8.3	6.7	9.4	5.9	6.5	8.8	6.5	7.5	6.7	8.2	4.7	5.1	7.4	13.9
5. 71% to 90%	2.3	1.2	3.3	1.8	2.9	1.2	2.3	2.9	2.3	2.4	1.8	2.8	1.6	1.0	2.4	2.7
6. 91% to 100%	1.0	1.1	0.9	0.5	3.6	0.7	1.4	1.2	0.7	1.0	1.0	1.0	1.3	-	0.5	5.4
8. Have no idea	12.8	11.3	14.5	10.3	18.1	11.7	11.5	12.1	16.5	11.5	17.5	15.1	13.4	8.0	7.3	10.9
<i>Item 30310 Subject A17a</i>	<i>N</i> 2344	1095	1160	1527	237	444	579	839	482	1849	432	1202	495	206	385	30
D04B: Rock music performers																
1. 0% to 10%	2.8	3.0	2.0	2.0	6.9	2.9	1.8	4.6	0.8	1.6	7.4	2.1	1.9	3.1	3.1	12.9
2. 11% to 30%	6.0	5.1	6.8	5.8	8.2	7.2	4.7	5.4	7.3	6.0	4.8	7.0	5.0	5.0	5.0	2.9
3. 31% to 50%	13.2	13.9	12.4	13.7	9.1	14.3	13.2	11.8	14.6	12.5	15.0	12.2	15.5	15.8	12.1	17.2
4. 51% to 70%	22.5	23.6	21.4	24.9	18.5	24.7	23.1	22.6	19.6	23.3	20.6	22.8	22.4	24.1	22.4	11.8
5. 71% to 90%	29.4	30.5	28.8	31.1	21.5	29.1	33.0	27.1	29.4	30.7	24.6	27.6	31.1	32.6	32.9	23.0
6. 91% to 100%	17.6	15.8	19.3	15.9	21.1	15.4	18.1	18.3	17.6	17.9	16.6	16.6	18.0	14.7	20.8	23.9
8. Have no idea	8.6	8.1	9.4	6.6	14.6	6.5	6.1	10.1	10.7	8.0	11.0	11.7	6.1	4.6	3.8	8.3
<i>Item 30320 Subject A17a</i>	<i>N</i> 2347	1094	1162	1532	236	445	582	839	481	1851	432	1203	495	208	385	30
D04C: Actors and actresses																
1. 0% to 10%	4.1	4.1	3.5	3.1	8.8	3.4	3.8	5.2	3.1	2.7	9.1	3.8	2.7	3.5	4.4	12.9
2. 11% to 30%	11.3	13.3	9.2	10.1	16.0	13.0	10.2	10.0	13.4	11.3	11.3	10.8	13.1	13.0	10.7	5.8
3. 31% to 50%	21.5	22.6	20.4	23.2	15.2	21.0	22.2	21.4	21.5	21.8	20.3	21.9	22.1	22.4	21.6	7.2
4. 51% to 70%	27.3	25.3	29.3	30.0	22.6	30.1	30.6	25.7	23.5	28.5	22.3	25.7	28.3	32.5	29.0	25.3
5. 71% to 90%	18.7	19.9	18.4	20.3	15.3	18.6	18.0	19.2	19.1	19.4	16.9	18.0	18.6	16.0	22.2	24.5
6. 91% to 100%	6.8	5.7	7.6	5.3	6.4	5.4	7.3	6.7	7.4	6.7	6.7	6.7	6.5	5.2	7.0	13.4
8. Have no idea	10.3	9.3	11.6	7.9	15.7	8.5	8.0	11.8	12.1	9.6	13.3	13.2	8.6	7.5	5.1	10.9
<i>Item 30330 Subject A17a</i>	<i>N</i> 2351	1095	1165	1535	237	445	584	842	480	1853	432	1204	496	208	386	30
D04D: Students in your school																
1. 0% to 10%	6.9	7.4	6.1	5.9	8.0	5.0	6.5	6.6	9.8	6.7	7.3	7.6	6.1	5.1	5.0	13.1
2. 11% to 30%	20.3	22.5	18.2	21.4	15.6	21.4	20.9	15.5	26.8	22.4	9.9	23.1	20.3	19.2	13.9	8.0
3. 31% to 50%	24.1	26.6	21.7	25.4	19.6	23.6	26.3	21.9	25.8	25.1	20.1	22.9	23.4	30.4	25.6	21.6
4. 51% to 70%	22.7	21.5	24.3	24.4	19.2	26.2	25.0	23.5	15.3	21.4	28.5	21.3	26.4	18.4	26.7	6.6
5. 71% to 90%	14.6	10.8	18.6	14.5	19.6	11.6	13.2	20.4	9.1	14.0	18.9	12.6	13.7	19.2	18.1	35.8
6. 91% to 100%	5.4	5.0	5.0	4.4	10.5	6.7	4.4	6.3	3.9	4.9	7.6	4.9	5.0	3.9	7.6	6.6
8. Have no idea	6.0	6.2	6.0	4.0	7.5	5.4	3.9	5.9	9.2	5.5	7.6	7.6	5.2	3.8	3.1	8.3
<i>Item 30340 Subject A11d, A17a</i>	<i>N</i> 2346	1093	1162	1535	235	445	582	839	480	1852	430	1206	493	208	383	30
D05: How many people in the following groups would you guess use illicit drugs (like marijuana, cocaine, etc.) occasionally or regularly?																
D05A: Professional athletes																
1. 0% to 10%	29.8	28.2	30.6	31.1	24.3	29.9	29.9	28.0	32.9	30.4	27.0	28.6	33.6	34.0	25.8	31.6
2. 11% to 30%	25.6	27.1	24.6	26.8	24.9	27.5	26.1	24.8	24.4	26.2	23.8	24.8	26.1	25.4	29.4	17.4
3. 31% to 50%	12.6	14.7	10.8	12.8	11.2	11.9	12.5	14.6	9.7	12.3	14.0	12.1	10.6	13.4	15.2	20.4
4. 51% to 70%	9.4	9.9	9.0	9.4	10.3	9.7	10.2	10.4	6.2	10.0	7.2	9.4	8.1	9.7	10.9	8.2
5. 71% to 90%	6.6	6.0	7.2	6.2	9.9	5.1	7.4	7.1	6.1	6.7	6.0	6.2	5.6	8.4	8.1	5.6
6. 91% to 100%	3.0	3.3	2.2	2.1	6.8	3.0	3.2	2.8	2.8	2.3	4.9	1.7	4.5	2.2	4.7	6.0
8. Have no idea	13.1	10.9	15.6	11.6	12.7	12.8	10.6	12.2	17.9	12.0	17.2	17.2	11.5	6.9	6.0	10.9
<i>Item 22380 Subject A17a</i>	<i>N</i> 2347	1091	1165	1533	236	443	582	841	481	1852	430	1206	494	207	386	30

DESCRIPTIVE RESULTS: 2005

239

QUESTIONNAIRE FORM 6 2005	TOTAL	SEX		RACE		REGION				COLLEGE PLANS?		ILLICIT DRUG USE: LIFETIME				
		M	F	White	Black	NE	NC	S	W	Yes	No	None	Mari- juana Only	Few Pills	More Pills	Any Her- oin
<i>N (Weighted No. of Cases):</i> <i>% of Weighted Total:</i>	2560 100.0	1183 46.2	1221 47.7	1591 62.2	279 10.9	502 19.6	619 24.2	913 35.7	525 20.5	1918 74.9	453 17.7	1279 50.0	542 21.2	220 8.6	408 15.9	31 1.2
D05B: Rock music performers																
1. 0% to 10%	2.9	2.9	2.4	2.2	3.8	2.3	1.8	4.5	1.9	2.2	5.4	2.5	2.3	3.7	2.7	10.7
2. 11% to 30%	7.1	6.3	7.9	6.5	11.4	5.7	6.9	8.1	7.1	6.8	8.0	8.2	7.2	8.1	3.4	8.3
3. 31% to 50%	14.2	14.1	14.0	15.3	9.5	17.0	13.9	12.7	14.7	14.3	14.5	15.4	13.8	13.6	12.0	7.0
4. 51% to 70%	18.0	19.4	16.8	19.7	18.8	18.2	14.5	21.3	16.1	18.3	17.6	18.3	16.1	21.7	18.6	7.9
5. 71% to 90%	27.2	27.0	27.4	29.6	18.3	29.5	31.8	23.9	25.1	29.0	19.3	25.1	27.3	29.5	33.3	25.7
6. 91% to 100%	21.0	21.5	20.8	18.9	26.1	19.5	23.7	19.5	22.1	20.6	23.0	17.2	25.6	20.1	26.5	29.6
8. Have no idea	9.5	8.8	10.8	7.7	12.0	7.7	7.4	10.0	13.0	8.8	12.3	13.3	7.7	3.2	3.5	10.9
<i>Item 22390 Subject A17a</i>	<i>N</i> 2345	1091	1164	1533	234	443	582	841	480	1851	430	1204	494	207	386	30
D05C: Actors and actresses																
1. 0% to 10%	7.9	7.4	8.0	6.3	11.3	6.3	6.3	9.5	8.5	6.8	11.9	7.5	7.7	8.6	7.5	16.1
2. 11% to 30%	19.3	21.1	17.6	18.5	23.0	21.3	18.6	18.3	20.3	19.8	18.3	23.3	16.2	17.6	13.4	5.8
3. 31% to 50%	21.7	23.9	19.2	23.6	21.8	19.7	22.9	24.7	16.7	22.3	20.0	21.2	20.2	25.0	23.7	20.4
4. 51% to 70%	19.0	18.1	20.4	21.3	10.7	22.7	19.4	15.7	21.0	19.3	18.3	16.4	20.9	21.9	23.4	21.1
5. 71% to 90%	14.3	12.2	16.2	15.1	13.2	13.0	17.4	14.0	12.5	15.3	9.7	11.4	17.7	16.1	18.3	15.1
6. 91% to 100%	5.1	5.8	4.4	4.5	4.2	5.4	5.2	4.4	5.9	4.9	5.9	3.9	6.0	4.2	7.6	10.6
8. Have no idea	12.6	11.6	14.2	10.7	15.7	11.6	10.2	13.4	15.1	11.6	15.9	16.3	11.4	6.5	6.1	10.9
<i>Item 22400 Subject A17a</i>	<i>N</i> 2341	1091	1160	1531	234	442	581	839	480	1847	429	1200	495	207	385	30
D05D: Students in your school																
1. 0% to 10%	9.8	10.5	8.9	9.7	7.2	5.9	11.4	10.7	9.8	9.8	10.1	12.2	8.1	7.5	4.7	10.7
2. 11% to 30%	18.6	20.1	17.8	19.1	17.7	15.7	20.3	17.7	20.9	19.9	12.1	23.9	12.0	18.8	12.8	2.9
3. 31% to 50%	21.9	22.7	20.6	24.7	14.5	20.1	23.7	22.0	21.5	22.9	17.7	21.7	21.5	22.6	23.9	12.8
4. 51% to 70%	19.7	19.6	20.1	20.6	18.0	22.8	19.0	19.3	18.6	19.1	23.0	15.3	25.2	25.1	22.6	34.5
5. 71% to 90%	15.7	12.5	19.0	14.6	22.1	20.7	13.7	14.9	14.6	15.4	17.7	11.7	21.6	13.8	21.7	11.2
6. 91% to 100%	6.3	6.6	5.7	5.5	12.9	9.3	5.3	7.2	3.4	5.7	8.4	3.6	7.2	9.6	10.2	25.2
8. Have no idea	7.9	8.1	7.9	5.8	7.7	5.6	6.6	8.2	11.1	7.1	11.0	11.5	4.5	2.5	4.0	2.7
<i>Item 22405 Subject A11d, A17a</i>	<i>N</i> 2339	1089	1160	1529	234	444	581	834	479	1848	429	1202	494	208	382	30
D06: Think about the movie that you watched most recently in a theater. Did any of the characters in the movie smoke cigarettes?																
1. No	23.8	21.7	25.7	23.2	27.6	23.0	22.8	25.6	22.9	23.7	22.5	26.9	20.1	24.9	17.8	19.5
2. Yes, some	48.6	48.8	47.8	49.5	50.4	52.8	45.4	49.0	47.7	48.9	48.7	47.8	51.8	43.1	50.8	42.6
3. Yes, a lot	14.7	18.4	11.4	14.3	10.8	12.7	18.6	12.0	16.4	14.7	15.3	11.4	14.3	23.9	19.5	20.1
4. Don't remember	12.9	11.2	15.2	12.9	11.1	11.5	13.2	13.4	13.0	12.7	13.4	13.9	13.8	8.1	11.9	17.7
<i>Item 30360 Subject A02c, A10b, A18e</i>	<i>N</i> 2345	1089	1165	1531	237	443	583	839	480	1848	430	1200	495	207	386	30
D07: Think about the movie that you watched most recently on video or on TV. Did any of the characters in the movie smoke cigarettes?																
1. No	23.6	22.8	24.2	23.1	27.9	24.6	24.4	23.6	21.8	23.3	24.1	24.6	24.9	24.1	18.6	18.2
2. Yes, some	54.0	55.9	52.1	55.5	45.1	55.2	54.9	52.4	54.4	54.7	51.4	54.5	52.4	55.0	55.9	37.6
3. Yes, a lot	11.9	12.7	10.8	11.4	12.8	10.3	11.9	12.7	12.0	11.9	12.8	10.8	10.2	13.5	14.5	33.0
4. Don't remember	10.5	8.6	12.9	10.0	14.2	9.8	8.9	11.3	11.8	10.0	11.7	10.1	12.5	7.5	11.0	11.1
<i>Item 30370 Subject A02c, A10b, A18e</i>	<i>N</i> 2348	1092	1166	1534	236	444	581	842	481	1852	431	1205	494	207	386	30
D08: The next questions ask about anti-drug commercials or "spots" that are intended to discourage drug use. In recent months, about how often have you seen such anti-drug commercials on TV, or heard them on the radio?																
1. Not at all	13.4	13.9	11.8	10.4	27.0	11.6	10.4	15.9	14.1	11.6	21.0	13.2	12.7	13.9	12.3	33.0
2. Less than once a month	14.6	12.9	16.6	13.3	14.5	17.0	11.6	15.3	15.0	14.4	16.3	16.0	13.6	17.8	11.8	1.7
3. 1-3 times per month	28.2	28.4	28.6	31.9	22.9	30.1	30.0	26.1	28.0	29.0	24.8	28.4	31.1	22.3	27.4	24.9
4. 1-3 times per week	25.6	26.9	24.7	27.4	12.2	25.3	28.5	24.6	24.0	26.6	21.3	24.7	23.1	32.3	28.5	23.7
5. Daily or almost daily	13.7	13.6	13.5	13.0	17.6	11.4	14.1	14.7	13.3	14.2	11.9	13.2	14.7	11.6	14.5	16.7
6. More than once a day	4.6	4.2	4.8	3.9	5.9	4.7	5.3	3.5	5.5	4.2	4.7	4.5	4.9	2.1	5.6	-
<i>Item 22460 Subject A10b</i>	<i>N</i> 2326	1080	1155	1518	235	431	579	840	477	1838	427	1192	491	207	381	30

QUESTIONNAIRE FORM 6 2005	TOTAL	SEX		RACE		REGION				COLLEGE PLANS?		ILLICIT DRUG USE: LIFETIME				
		M	F	White	Black	NE	NC	S	W	Yes	No	None	Mari- juana Only	Few Pills	More Pills	Any Her- oin
<i>N (Weighted No. of Cases):</i>	2560	1183	1221	1591	279	502	619	913	525	1918	453	1279	542	220	408	31
<i>% of Weighted Total:</i>	100.0	46.2	47.7	62.2	10.9	19.6	24.2	35.7	20.5	74.9	17.7	50.0	21.2	8.6	15.9	1.2
D09: To what extent do you think such commercial have . . .																
D09A: Made people your age less favorable toward drugs?																
1. Not at all	30.1	31.8	28.0	29.0	37.4	27.4	32.7	32.1	25.8	28.0	38.9	24.0	33.3	31.0	41.6	56.4
2. To a little extent	30.9	29.7	32.3	34.7	18.2	34.5	34.7	27.6	28.7	31.0	29.8	30.6	31.7	33.3	31.2	16.2
3. To some extent	29.4	28.8	30.4	28.0	26.2	30.1	26.4	29.0	33.2	30.8	23.3	33.1	27.1	27.2	23.6	15.3
4. To a great extent	5.2	5.8	4.6	5.0	8.9	4.6	4.3	5.6	6.3	5.6	3.9	6.8	4.0	4.7	2.3	3.7
5. To a very great extent	4.4	4.0	4.7	3.3	9.4	3.4	1.9	5.8	6.0	4.5	4.0	5.5	3.9	3.8	1.3	8.4
<i>Item 22470 Subject A10b</i>	<i>N</i> 2276	1060	1128	1493	228	425	572	817	462	1802	414	1160	484	203	375	30
D09B: Made you less favorable toward drugs?																
1. Not at all	32.9	36.3	28.9	32.9	32.9	31.2	38.9	30.1	31.8	31.1	40.0	24.6	37.3	30.6	50.4	67.6
2. To a little extent	20.6	21.5	20.4	21.9	15.7	20.3	23.5	19.8	18.8	20.9	20.2	18.8	22.6	21.0	25.1	7.7
3. To some extent	25.1	24.6	25.3	26.8	15.3	29.3	22.4	24.7	25.1	26.0	20.7	28.2	23.9	28.9	16.9	8.1
4. To a great extent	10.0	8.0	11.9	9.4	15.9	8.9	8.1	10.8	12.1	10.7	7.3	12.5	9.1	8.7	4.2	2.1
5. To a very great extent	11.4	9.6	13.4	9.1	20.2	10.4	7.0	14.6	12.3	11.3	11.8	16.0	7.0	10.8	3.3	14.5
<i>Item 22480 Subject A10b</i>	<i>N</i> 2271	1060	1127	1490	228	425	571	813	461	1803	408	1159	479	202	377	30
D09C: Made you less likely to use drugs?																
1. Not at all	35.1	38.6	30.9	35.2	33.1	33.4	40.6	32.3	34.9	33.7	42.1	26.4	38.7	32.3	55.8	79.7
2. To a little extent	19.4	19.2	20.1	21.3	13.0	21.8	20.1	18.3	18.5	20.3	14.8	18.6	21.1	24.5	19.2	1.7
3. To some extent	22.4	21.9	22.5	23.4	16.9	22.3	22.1	23.3	21.4	22.6	21.9	24.4	22.2	22.8	17.1	8.1
4. To a great extent	10.3	9.9	11.1	9.5	15.4	10.0	8.8	10.3	12.3	10.7	8.2	12.9	10.1	8.6	3.7	2.1
5. To a very great extent	12.7	10.3	15.4	10.6	21.7	12.4	8.3	15.8	13.0	12.7	13.0	17.7	7.9	11.8	4.2	8.4
<i>Item 22490 Subject A10b</i>	<i>N</i> 2272	1057	1132	1492	226	426	570	812	464	1806	406	1160	482	202	375	30
D09D: Overstated the dangers or risks of drug use?																
1. Not at all	38.6	35.2	42.0	39.8	42.1	37.8	43.2	39.0	32.8	38.7	39.1	43.3	34.9	28.9	33.8	40.5
2. To a little extent	21.6	21.7	21.4	24.8	12.2	24.0	22.3	19.0	23.0	22.0	19.9	19.8	23.7	25.7	23.7	4.9
3. To some extent	21.4	22.9	20.0	21.1	15.5	23.3	19.9	21.7	20.7	21.0	21.7	20.3	22.4	26.0	20.9	17.9
4. To a great extent	8.8	10.1	7.2	7.6	13.6	8.6	6.8	8.9	11.2	9.3	5.9	7.1	10.7	10.6	10.4	6.5
5. To a very great extent	9.7	10.1	9.3	6.8	16.7	6.3	7.7	11.4	12.3	9.0	13.3	9.4	8.2	8.8	11.2	30.2
<i>Item 22500 Subject A10b</i>	<i>N</i> 2271	1054	1132	1488	225	428	570	808	465	1804	406	1163	479	202	373	30
D10: How much do you agree or disagree with each of the following statements?																
D10A: I take a positive attitude toward myself																
1. Disagree	4.8	4.1	4.3	3.6	5.7	4.3	4.3	5.7	4.3	3.8	8.8	3.7	4.0	6.9	7.9	9.9
2. Mostly disagree	5.6	5.4	5.9	6.5	5.0	8.8	4.9	4.0	6.3	5.2	8.0	4.5	4.9	9.1	7.4	7.9
3. Neither	12.5	13.3	12.2	12.8	7.9	12.4	13.3	11.2	14.0	11.8	14.4	11.3	13.4	11.8	13.0	36.8
4. Mostly agree	41.2	37.9	44.8	44.6	25.6	41.3	46.3	39.8	37.5	44.0	31.2	40.5	43.1	42.1	42.7	29.4
5. Agree	35.9	39.3	32.8	32.5	55.8	33.2	31.2	39.3	37.9	35.2	37.6	40.0	34.6	30.1	29.0	16.0
<i>Item 12550 Subject Q01</i>	<i>N</i> 2299	1067	1143	1504	232	428	572	825	473	1821	416	1183	488	200	373	30
D10B: Life often seems meaningless																
1. Disagree	38.9	38.6	39.7	40.8	42.5	39.0	39.8	40.4	35.3	40.5	32.3	44.1	35.9	29.7	32.5	24.8
2. Mostly disagree	28.8	29.0	28.7	30.7	21.3	31.7	29.4	28.8	25.7	30.4	22.0	28.6	28.9	32.0	29.4	12.5
3. Neither	17.2	17.2	17.6	16.0	19.4	15.5	17.6	17.7	17.5	15.6	23.7	13.7	20.0	27.0	19.1	21.0
4. Mostly agree	10.2	10.9	9.4	9.2	9.9	10.9	8.9	8.1	15.0	9.7	13.3	9.4	10.8	7.5	12.7	29.8
5. Agree	4.7	4.3	4.5	3.3	6.9	2.8	4.3	5.0	6.5	3.8	8.8	4.2	4.4	3.9	6.4	11.9
<i>Item 23700 Subject P01, Q01</i>	<i>N</i> 2293	1062	1142	1501	229	428	571	823	472	1818	412	1177	489	200	372	29
D10C: People should do their own thing, even if other people think it's strange																
1. Disagree	2.3	2.5	1.3	1.3	4.9	2.1	1.9	2.6	2.4	1.5	4.7	2.4	1.7	2.5	1.4	13.4
2. Mostly disagree	3.6	4.6	2.6	3.3	5.0	3.1	3.7	4.4	2.8	3.4	4.2	3.9	1.8	4.4	2.2	10.3
3. Neither	11.1	12.5	9.6	11.3	6.7	10.8	11.9	11.3	10.4	11.2	11.1	12.8	7.8	11.0	10.2	9.6
4. Mostly agree	36.7	39.4	35.1	40.2	28.7	36.5	38.1	35.7	36.9	39.0	26.8	36.6	38.9	41.2	34.6	23.6
5. Agree	46.3	41.0	51.4	43.8	54.7	47.5	44.4	46.1	47.6	44.9	53.1	44.2	49.9	40.7	51.6	43.1
<i>Item 7040 Subject Q08</i>	<i>N</i> 2289	1058	1141	1500	227	423	571	822	473	1814	412	1175	487	200	372	30

DESCRIPTIVE RESULTS: 2005

241

QUESTIONNAIRE FORM 6 2005	TOTAL	SEX		RACE		REGION				COLLEGE PLANS?		ILLICIT DRUG USE: LIFETIME				
		M	F	White	Black	NE	NC	S	W	Yes	No	None	Mari- juana Only	Few Pills	More Pills	Any Her- oin
<i>N (Weighted No. of Cases):</i>	2560	1183	1221	1591	279	502	619	913	525	1918	453	1279	542	220	408	31
<i>% of Weighted Total:</i>	100.0	46.2	47.7	62.2	10.9	19.6	24.2	35.7	20.5	74.9	17.7	50.0	21.2	8.6	15.9	1.2
D10D: I feel I do not have much to be proud of																
1. Disagree	46.2	44.5	48.0	46.3	55.4	40.7	46.4	49.8	44.8	46.7	43.7	51.7	41.8	39.4	39.7	31.8
2. Mostly disagree	26.1	26.7	25.3	29.4	17.3	30.3	29.2	23.1	23.5	28.2	18.1	25.3	27.8	25.1	27.0	20.5
3. Neither	14.8	15.8	14.3	14.1	10.2	15.2	15.2	14.1	15.2	13.7	19.7	12.6	16.6	19.6	17.6	11.3
4. Mostly agree	8.5	8.9	8.0	7.5	8.6	9.7	5.8	8.2	11.3	7.6	11.6	6.7	8.3	10.3	11.9	28.3
5. Agree	4.4	4.2	4.3	2.7	8.5	4.0	3.4	4.8	5.2	3.8	7.0	3.8	5.5	5.6	3.9	8.2
<i>Item 12660 Subject Q01</i>	<i>N</i> 2282	1056	1137	1491	229	427	568	815	473	1808	412	1172	487	199	370	30
D10E: I feel I am a person of worth, on an equal plane with others																
1. Disagree	3.7	3.9	3.2	3.0	5.1	3.7	2.3	4.8	3.1	3.1	5.6	4.1	1.9	3.6	2.7	15.7
2. Mostly disagree	6.2	6.6	5.6	5.8	6.0	7.7	5.6	5.5	6.4	5.7	8.4	4.9	6.1	7.2	9.0	10.1
3. Neither	14.2	16.1	12.2	14.3	14.0	14.5	13.1	13.7	16.2	12.6	21.3	13.2	13.5	18.9	15.0	27.1
4. Mostly agree	31.7	30.6	33.0	34.1	20.7	36.7	33.5	30.9	26.6	33.4	25.9	30.5	36.6	27.7	31.8	30.7
5. Agree	44.2	42.9	46.0	42.8	54.2	37.4	45.4	45.0	47.7	45.2	38.8	47.3	41.9	42.5	41.5	16.4
<i>Item 12570 Subject Q01</i>	<i>N</i> 2285	1059	1137	1494	229	426	569	818	473	1811	411	1172	486	199	373	30
D10F: I enjoy life as much as anyone																
1. Disagree	4.1	3.9	3.6	3.3	5.6	4.3	3.7	4.4	3.9	3.4	7.4	4.2	3.1	3.5	4.1	15.9
2. Mostly disagree	6.6	5.8	6.8	6.6	7.0	7.5	4.2	6.0	9.6	6.0	8.2	4.6	5.4	13.7	8.9	16.5
3. Neither	14.2	15.4	13.7	14.0	9.7	15.8	13.6	13.1	15.5	13.6	16.4	13.0	15.4	17.2	13.7	30.4
4. Mostly agree	32.1	31.1	33.3	34.7	23.5	32.8	36.1	29.7	30.9	34.0	25.9	32.9	33.7	24.9	32.5	21.0
5. Agree	43.0	43.9	42.5	41.5	54.2	39.6	42.4	46.8	40.2	42.9	42.1	45.3	42.4	40.8	40.8	16.1
<i>Item 23710 Subject P01, Q01</i>	<i>N</i> 2278	1055	1134	1494	223	424	567	814	473	1804	412	1170	483	197	373	29
D10G: I get a real kick out of doing things that are a little dangerous																
1. Disagree	11.6	8.7	14.5	9.6	25.1	13.1	9.9	12.1	11.6	11.6	11.3	16.2	8.3	2.9	5.4	12.9
2. Mostly disagree	16.7	12.2	21.6	16.3	18.3	19.4	14.8	18.1	14.1	18.4	8.9	22.7	11.5	9.0	9.2	4.5
3. Neither	25.1	24.2	26.4	25.1	25.0	25.8	23.6	25.0	26.5	25.9	23.2	26.4	27.0	26.2	17.7	33.0
4. Mostly agree	28.0	30.5	24.6	30.6	18.0	29.3	29.2	25.9	29.0	27.2	31.9	23.2	32.0	35.8	35.3	23.7
5. Agree	18.6	24.4	12.8	18.4	13.6	12.4	22.4	18.9	18.8	17.0	24.7	11.6	21.1	26.1	32.3	25.9
<i>Item 7050 Subject Q04</i>	<i>N</i> 2281	1056	1136	1495	227	426	569	814	471	1812	408	1171	485	198	372	29
D10H: Sometimes I think that I am no good at all																
1. Disagree	39.0	40.9	37.5	39.3	45.5	37.1	37.4	40.6	39.6	39.5	34.0	41.9	37.0	41.2	31.9	33.1
2. Mostly disagree	25.4	24.3	26.9	26.5	18.7	27.1	26.0	25.8	22.6	27.0	20.1	25.5	26.8	26.0	24.1	1.7
3. Neither	18.2	18.5	17.3	17.7	20.1	19.9	19.5	17.2	17.1	17.3	22.8	17.7	18.9	17.9	18.4	35.2
4. Mostly agree	11.3	10.4	12.1	11.3	11.0	9.5	11.3	11.3	13.0	11.0	13.2	9.8	11.0	10.1	16.2	19.0
5. Agree	6.1	5.9	6.2	5.3	4.7	6.5	5.8	5.0	7.8	5.2	10.0	5.0	6.4	4.7	9.4	10.9
<i>Item 12680 Subject Q01</i>	<i>N</i> 2276	1054	1134	1495	224	424	567	814	470	1807	407	1172	483	197	371	28
D10I: I am able to do things as well as most other people																
1. Disagree	2.6	1.9	2.6	1.9	5.2	2.9	2.2	3.3	1.4	2.3	3.8	2.4	2.7	1.8	2.1	15.9
2. Mostly disagree	4.4	4.8	4.0	4.1	5.3	4.1	4.4	4.4	4.5	3.6	7.3	3.2	5.2	1.6	6.6	11.6
3. Neither	14.7	15.0	14.4	15.3	10.8	18.8	15.3	12.1	14.8	13.2	20.4	13.6	14.7	19.2	15.0	18.3
4. Mostly agree	40.5	37.3	44.2	42.9	29.9	40.2	42.5	39.3	40.7	42.4	33.2	41.1	40.9	43.9	38.3	34.0
5. Agree	37.9	41.1	34.9	35.9	48.7	33.9	35.6	41.0	38.7	38.5	35.3	39.7	36.5	33.6	38.0	20.2
<i>Item 12580 Subject Q01</i>	<i>N</i> 2273	1053	1131	1491	224	421	569	811	472	1801	411	1167	482	198	372	29
D10J: The future often seems hopeless																
1. Disagree	47.2	44.8	49.7	48.5	53.7	49.7	46.1	48.5	44.2	49.8	35.7	50.2	46.1	50.3	39.2	35.6
2. Mostly disagree	23.7	24.4	23.5	25.3	20.0	22.3	27.6	22.5	22.3	24.9	20.0	24.4	23.5	20.0	26.3	1.7
3. Neither	16.8	17.8	15.5	15.6	14.2	16.4	16.5	16.7	17.7	15.6	21.2	15.8	17.0	18.3	18.0	28.3
4. Mostly agree	7.6	7.9	7.4	7.3	6.2	7.4	5.9	7.7	9.9	5.9	14.7	5.5	8.9	7.4	11.0	17.4
5. Agree	4.6	5.2	3.9	3.4	5.8	4.1	4.0	4.5	6.0	3.8	8.4	4.2	4.4	4.0	5.5	17.0
<i>Item 23720 Subject P01, Q01</i>	<i>N</i> 2273	1052	1133	1492	228	424	572	811	467	1802	409	1167	484	197	372	29

QUESTIONNAIRE FORM 6 2005	TOTAL	SEX		RACE		REGION				COLLEGE PLANS?		ILLICIT DRUG USE: LIFETIME					
		M	F	White	Black	NE	NC	S	W	Yes	No	None	Mari- juana Only	Few Pills	More Pills	Any Her- oin	
<i>N (Weighted No. of Cases):</i>	2560	1183	1221	1591	279	502	619	913	525	1918	453	1279	542	220	408	31	
<i>% of Weighted Total:</i>	100.0	46.2	47.7	62.2	10.9	19.6	24.2	35.7	20.5	74.9	17.7	50.0	21.2	8.6	15.9	1.2	
D10S: I prefer friends who are exciting and unpredictable																	
1. Disagree	5.8	4.5	6.7	4.3	12.8	5.6	5.4	6.9	4.7	5.7	6.1	7.6	4.2	4.9	2.7	10.5	
2. Mostly disagree	11.3	11.0	11.5	11.1	11.4	11.2	11.1	11.3	11.7	12.5	6.3	14.8	9.3	7.5	5.1	5.1	
3. Neither	29.8	30.7	29.3	29.8	25.6	28.3	34.2	26.4	31.7	29.9	28.4	31.6	30.0	29.2	24.9	32.4	
4. Mostly agree	29.8	30.2	29.6	32.6	22.4	32.6	27.8	30.0	29.3	30.2	28.5	26.9	32.1	34.2	33.6	32.8	
5. Agree	23.2	23.6	22.9	22.1	27.7	22.3	21.5	25.4	22.5	21.6	30.8	19.1	24.5	24.1	33.8	19.2	
<i>Item 31110 Subject Q04</i>	<i>N</i>	2255	1045	1122	1481	225	417	565	809	464	1789	405	1159	477	197	369	28
The different questionnaire forms used in this study emphasize different topics. In the rest of this questionnaire, we ask more about your experiences and attitudes relating to alcohol and other drugs.																	
D11: On how many occasions (if any) have you been drunk or very high from drinking alcoholic beverages?																	
D11A: . . . in your lifetime?																	
1. 0 occasions	42.2	37.8	45.5	36.0	59.4	32.6	41.1	47.0	43.9	43.6	36.0	66.7	16.5	17.1	14.4	11.3	
2. 1-2	13.1	12.7	13.6	12.2	19.4	13.5	15.7	12.5	10.7	13.1	12.9	14.7	15.6	12.4	5.4	2.8	
3. 3-5	7.9	9.0	7.2	8.4	6.0	8.5	4.9	8.2	10.3	7.9	7.0	5.8	12.5	13.8	4.7	13.5	
4. 6-9	7.0	6.7	7.6	8.0	3.2	6.8	7.3	8.4	4.4	7.1	7.6	4.4	9.9	7.2	11.6	8.0	
5. 10-19	7.4	7.3	7.7	8.3	3.9	8.2	7.9	5.8	9.0	7.4	8.2	3.1	13.6	12.8	10.2	7.2	
6. 20-39	7.4	8.2	6.6	9.0	0.8	11.4	8.6	4.2	8.2	6.9	9.4	2.7	11.2	16.6	12.2	17.5	
7. 40 or more	15.0	18.4	11.9	18.1	7.2	19.1	14.5	14.0	13.6	14.1	18.8	2.6	20.7	20.2	41.4	39.7	
<i>Item 25020 Subject A01a</i>	<i>N</i>	2237	1041	1113	1473	214	415	554	806	462	1775	403	1155	470	193	370	27
D11B: . . . during the last 12 months?																	
1. 0 occasions	51.5	47.1	54.8	44.3	69.4	39.6	51.4	56.7	53.1	52.0	48.5	75.5	28.5	25.4	21.5	20.4	
2. 1-2	12.7	12.8	12.9	12.6	15.4	15.5	11.3	12.3	12.8	13.6	9.2	11.6	15.4	16.6	11.1	13.4	
3. 3-5	9.9	10.2	10.1	11.9	4.9	10.8	10.7	9.5	8.7	9.6	11.7	5.0	17.5	15.6	12.2	15.7	
4. 6-9	6.9	6.1	8.0	8.3	3.3	8.6	6.5	5.5	8.4	6.5	8.7	3.2	10.9	10.9	10.5	9.6	
5. 10-19	7.2	8.5	5.7	8.4	1.6	10.7	7.0	5.6	7.2	6.8	9.0	2.7	12.1	12.9	12.0	14.1	
6. 20-39	5.4	6.3	4.7	6.7	3.5	7.0	4.8	5.4	4.8	5.5	3.8	1.1	8.9	9.2	11.7	15.3	
7. 40 or more	6.4	9.1	3.8	7.8	1.9	7.8	8.3	5.1	5.0	5.9	9.2	0.9	6.7	9.3	20.8	11.6	
<i>Item 25030 Subject A01b</i>	<i>N</i>	2231	1037	1111	1467	214	413	554	801	462	1774	402	1152	470	192	370	27
D11C: . . . during the last 30 days?																	
1. 0 occasions	67.6	64.2	70.4	61.7	85.5	57.2	68.7	71.6	68.8	68.4	65.2	86.7	52.9	48.8	40.1	23.7	
2. 1-2	15.6	16.4	15.4	17.9	7.9	20.6	13.3	13.2	17.9	15.9	13.0	8.5	23.7	24.7	21.0	34.5	
3. 3-5	7.7	9.0	6.6	9.3	3.1	10.7	7.7	7.0	6.4	7.0	10.8	2.7	13.0	13.8	12.8	18.3	
4. 6-9	3.9	4.5	3.5	4.6	-	4.7	3.9	3.1	4.2	3.9	3.6	1.1	4.0	5.9	11.6	-	
5. 10-19	3.3	3.4	3.2	4.5	2.7	3.7	4.1	3.7	1.5	3.3	3.5	0.7	4.0	4.7	9.0	17.6	
6. 20-39	0.8	1.1	0.5	1.0	-	1.5	1.3	0.4	0.2	0.7	1.4	-	0.3	1.1	3.4	5.9	
7. 40 or more	1.1	1.5	0.4	1.0	0.7	1.5	1.0	1.0	1.0	0.8	2.4	0.3	2.0	1.0	2.1	-	
<i>Item 25040 Subject A01c</i>	<i>N</i>	2231	1037	1109	1465	212	413	554	800	463	1775	403	1152	468	193	370	28
D12: Steroids, or anabolic steroids, are sometimes prescribed by doctors to promote healing from certain types of injuries. Some athletes, and others, have used them to try to increase muscle development. On how many occasions (if any) have you taken steroids on your own—that is, without a doctor telling you to take them . . .																	
D12A: . . . in your lifetime?																	
1. 0 occasions	98.6	98.1	99.4	98.6	99.3	98.7	98.5	98.6	98.7	98.9	98.2	100.0	100.0	95.0	95.9	84.8	
2. 1-2	0.7	0.8	0.3	0.8	-	0.3	0.9	0.8	0.6	0.6	0.8	-	-	3.1	2.2	4.1	
3. 3-5	0.2	0.4	0.1	0.2	-	0.4	0.3	0.2	-	0.2	0.1	-	-	0.3	0.6	5.9	
4. 6-9	0.2	0.3	*	0.2	0.4	-	0.1	0.2	0.6	0.1	0.2	-	-	1.7	0.3	-	
5. 10-19	*	-	*	*	-	-	-	0.1	-	*	-	-	-	-	0.1	-	
6. 20-39	0.1	0.1	-	*	-	0.2	0.2	-	-	0.1	0.2	-	-	-	0.1	4.3	
7. 40 or more	0.2	0.3	0.1	0.1	0.3	0.4	0.1	0.2	0.1	0.1	0.5	-	-	-	0.6	1.0	
<i>Item 22690 Subject A01a</i>	<i>N</i>	2239	1040	1116	1474	216	414	554	806	465	1777	404	1156	471	195	369	28

* = less than .05 percent.

QUESTIONNAIRE FORM 6 2005	TOTAL	SEX		RACE		REGION				COLLEGE PLANS?		ILLICIT DRUG USE: LIFETIME				
		M	F	White	Black	NE	NC	S	W	Yes	No	None	Mari- juana Only	Few Pills	More Pills	Any Her- oin
<i>N (Weighted No. of Cases):</i>	2560	1183	1221	1591	279	502	619	913	525	1918	453	1279	542	220	408	31
<i>% of Weighted Total:</i>	100.0	46.2	47.7	62.2	10.9	19.6	24.2	35.7	20.5	74.9	17.7	50.0	21.2	8.6	15.9	1.2
D12B: . . . during the last 12 months?																
1. 0 occasions	99.3	99.0	99.8	99.4	99.3	99.0	99.6	99.4	99.3	99.7	98.7	100.0	100.0	97.6	98.3	93.0
2. 1-2	0.2	0.3	0.1	0.2	-	0.3	0.2	0.3	0.1	0.1	0.4	-	-	0.8	0.7	1.8
3. 3-5	*	*	-	*	-	0.1	-	-	-	*	-	-	-	-	0.1	-
4. 6-9	0.2	0.3	-	0.2	0.4	-	0.1	0.2	0.5	0.1	0.2	-	-	1.6	0.2	1.3
5. 10-19	*	0.1	-	-	-	-	0.1	-	0.1	*	-	-	-	-	0.1	1.0
6. 20-39	*	-	-	-	-	0.2	-	-	-	-	0.2	-	-	-	-	3.0
7. 40 or more	0.2	0.2	0.1	0.1	0.3	0.4	0.1	0.2	-	0.1	0.5	-	-	-	0.6	-
<i>Item 22700 Subject A01b</i>	<i>N</i> 2241	1040	1116	1475	216	414	556	806	465	1779	404	1156	471	196	369	28
D12C: . . . during the last 30 days?																
1. 0 occasions	99.5	99.2	99.9	99.6	99.3	99.5	99.6	99.5	99.4	99.7	99.0	100.0	100.0	97.9	99.0	93.0
2. 1-2	0.1	0.2	*	0.1	-	-	0.3	0.1	-	0.1	0.3	-	-	0.5	0.2	3.0
3. 3-5	*	0.1	-	-	-	-	0.1	-	0.1	*	-	-	-	-	0.1	1.0
4. 6-9	0.2	0.3	-	0.2	0.4	-	-	0.2	0.5	*	0.2	-	-	1.7	0.2	-
5. 10-19	-	-	-	-	-	-	-	-	-	-	-	-	-	-	-	-
6. 20-39	*	-	-	-	-	0.2	-	-	-	-	0.2	-	-	-	-	3.0
7. 40 or more	0.1	0.2	0.1	0.1	0.3	0.3	0.1	0.2	-	0.1	0.3	-	-	-	0.4	-
<i>Item 22710 Subject A01c</i>	<i>N</i> 2242	1041	1118	1475	219	414	557	806	465	1779	404	1157	472	195	369	28
D13: What methods have you used for taking steroids on your own? (Mark all that apply.)																
A. Injection	0.3	0.4	0.2	0.2	0.3	0.3	0.7	0.3	-	0.3	0.4	-	-	0.8	1.1	4.7
B. By mouth	0.9	1.2	0.4	0.9	0.7	0.6	1.2	0.8	0.8	0.7	0.7	-	-	4.4	2.1	9.9
C. Haven't used steroids	98.9	98.5	99.6	98.9	99.3	99.2	98.3	99.0	99.2	99.0	98.9	100.0	100.0	94.8	96.9	88.3
<i>Item 23790-23800 30940 Subject A05d N</i>	2236	1038	1115	1470	218	413	557	803	464	1777	401	1160	469	195	366	27
D14: On how many occasions (if any) have you taken any drugs by injection with a needle (like heroin, cocaine, amphetamines, or steroids) . . .																
Do NOT include anything you took under a doctor's orders.																
D14A: . . . in your lifetime?																
1. 0 occasions	98.6	98.4	99.0	98.6	98.4	98.9	98.7	98.0	99.1	99.0	97.4	100.0	100.0	98.3	97.4	57.3
2. 1-2	0.7	0.9	0.5	0.8	1.0	0.4	0.6	1.1	0.3	0.5	1.6	-	-	1.7	1.1	21.7
3. 3-5	0.1	*	0.2	0.2	-	-	0.3	0.1	0.2	0.2	-	-	-	-	-	10.5
4. 6-9	0.2	0.3	0.1	0.2	-	-	-	0.6	-	-	0.4	-	-	-	0.5	-
5. 10-19	0.1	*	0.1	*	-	-	0.2	-	-	0.1	-	-	-	-	-	3.9
6. 20-39	0.1	0.1	-	*	-	0.2	0.2	-	-	0.1	0.2	-	-	-	0.1	2.9
7. 40 or more	0.3	0.3	0.2	0.2	0.5	0.5	0.1	0.2	0.3	0.2	0.4	-	-	-	0.9	3.7
<i>Item 25050 Subject A01a</i>	<i>N</i> 2228	1037	1112	1474	213	410	559	797	462	1768	404	1145	470	190	371	29
D14B: . . . during the last 12 months?																
1. 0 occasions	99.1	99.1	99.3	99.1	99.5	99.3	98.9	98.9	99.5	99.4	98.5	100.0	100.0	98.8	98.5	74.9
2. 1-2	0.3	0.2	0.4	0.4	-	-	0.6	0.3	0.2	0.3	0.4	-	-	1.2	-	14.6
3. 3-5	0.2	0.3	0.1	0.2	-	-	-	0.6	-	-	0.4	-	-	-	0.5	-
4. 6-9	*	*	-	*	-	-	0.2	-	-	*	-	-	-	-	-	1.2
5. 10-19	0.1	0.1	0.1	*	-	-	0.3	-	-	0.1	-	-	-	-	0.1	2.6
6. 20-39	0.1	*	0.1	0.1	-	0.4	-	-	0.1	0.1	0.2	-	-	-	0.2	3.8
7. 40 or more	0.2	0.3	0.1	0.1	0.5	0.3	0.1	0.2	0.3	0.2	0.4	-	-	-	0.6	2.8
<i>Item 25060 Subject A01b</i>	<i>N</i> 2227	1037	1111	1474	211	410	559	795	463	1767	404	1143	470	191	371	29
D14C: . . . during the last 30 days?																
1. 0 occasions	99.5	99.5	99.6	99.7	99.5	99.3	99.6	99.4	99.7	99.6	98.9	100.0	100.0	99.5	98.5	87.8
2. 1-2	0.1	0.2	0.1	0.1	-	-	0.1	0.3	-	0.1	0.6	-	-	0.5	0.5	1.7
3. 3-5	0.1	0.1	0.2	0.1	0.2	0.2	0.3	-	0.1	0.1	0.1	-	-	-	0.5	3.9
4. 6-9	-	-	-	-	-	-	-	-	-	-	-	-	-	-	-	-
5. 10-19	*	*	-	-	-	0.2	-	-	0.1	*	0.2	-	-	-	-	3.8
6. 20-39	-	-	-	-	-	-	-	-	-	-	-	-	-	-	-	-
7. 40 or more	0.2	0.3	0.1	0.1	0.4	0.3	0.1	0.2	0.2	0.2	0.3	-	-	-	0.5	2.8
<i>Item 25070 Subject A01c</i>	<i>N</i> 2225	1035	1111	1472	211	410	559	792	464	1767	404	1144	470	191	371	29

DESCRIPTIVE RESULTS: 2005

245

QUESTIONNAIRE FORM 6 2005	TOTAL	SEX		RACE		REGION				COLLEGE PLANS?		ILLICIT DRUG USE: LIFETIME				
		M	F	White	Black	NE	NC	S	W	Yes	No	None	Mari- juana Only	Few Pills	More Pills	Any Her- oin
<i>N (Weighted No. of Cases):</i> <i>% of Weighted Total:</i>	2560 100.0	1183 46.2	1221 47.7	1591 62.2	279 10.9	502 19.6	619 24.2	913 35.7	525 20.5	1918 74.9	453 17.7	1279 50.0	542 21.2	220 8.6	408 15.9	31 1.2
D15: When (if ever) did you FIRST inject any drug with a needle (without doctor's orders)																
8. Never	98.9	98.8	99.2	99.0	98.2	99.0	99.0	98.8	99.2	99.0	98.7	100.0	100.0	99.1	98.3	52.4
1. Grade 6 or below	0.3	0.3	0.3	0.3	0.4	0.7	0.3	0.2	-	0.3	0.4	-	-	0.5	0.6	8.7
2. Grade 7	*	-	0.1	*	-	-	-	-	0.1	*	-	-	-	-	-	2.7
3. Grade 8	0.2	0.3	-	*	1.0	-	0.1	0.3	0.2	0.1	0.6	-	-	-	-	4.8
4. Grade 9	0.1	*	0.1	0.1	0.4	-	-	0.2	0.2	0.1	-	-	-	0.4	0.2	5.8
5. Grade 10	0.3	0.2	0.3	0.4	-	0.3	0.5	0.2	-	0.3	0.3	-	-	-	0.4	19.0
6. Grade 11	0.1	0.2	-	0.1	-	-	0.1	0.2	0.1	0.1	-	-	-	-	0.6	1.1
7. Grade 12	0.1	0.1	0.1	0.1	-	-	0.1	0.1	0.2	0.1	-	-	-	-	-	5.4
<i>Item 25680 Subject A01g</i>	<i>N</i> 2211	1027	1106	1464	212	410	555	787	459	1761	398	1145	471	190	361	24
D16: When (if ever) did you FIRST do each of the following things?																
D16A: Smoke your first cigarette																
8. Never	51.4	51.2	52.5	48.1	63.4	51.2	47.8	53.2	53.1	54.9	35.2	78.2	24.6	23.1	19.6	9.9
1. Grade 6 or below	9.8	9.8	9.5	9.4	11.8	7.3	9.1	11.9	9.3	8.5	16.1	4.7	12.3	15.9	18.7	25.0
2. Grade 7	6.6	7.5	5.2	7.1	4.9	7.2	8.0	6.6	4.4	5.8	10.6	1.8	10.5	13.8	12.3	11.2
3. Grade 8	7.1	7.5	6.7	7.0	9.1	5.9	8.0	6.3	8.3	5.8	12.0	2.3	9.3	11.2	16.1	16.0
4. Grade 9 (Freshman)	8.0	6.7	9.5	8.7	5.0	10.7	7.7	6.5	8.4	7.2	11.9	2.5	13.8	13.9	14.6	11.1
5. Grade 10 (Sophomore)	6.7	7.1	6.4	8.2	3.3	8.0	9.4	5.5	4.2	6.9	5.1	2.9	13.6	10.1	7.3	14.7
6. Grade 11 (Junior)	6.7	6.1	6.9	7.6	2.2	6.1	6.0	7.2	7.2	6.9	6.4	4.8	10.5	7.9	6.8	9.0
7. Grade 12 (Senior)	3.8	4.1	3.3	4.0	0.5	3.6	4.0	2.9	5.1	4.0	2.7	2.9	5.3	4.0	4.6	3.1
<i>Item 5575 Subject A01g</i>	<i>N</i> 2133	982	1076	1418	204	393	535	759	446	1699	382	1103	451	185	352	25
D16B: Smoke cigarettes on a daily basis																
8. Never	79.3	79.7	79.5	76.9	89.4	79.9	74.8	79.2	84.2	82.9	61.1	95.5	71.1	64.0	50.2	20.5
1. Grade 6 or below	1.2	1.1	1.2	1.1	1.0	1.1	1.6	1.6	0.1	1.1	1.7	0.5	1.6	1.7	2.6	2.9
2. Grade 7	1.1	1.5	0.8	1.3	1.3	1.3	1.0	1.1	1.0	1.0	1.7	-	1.4	2.6	3.3	-
3. Grade 8	2.1	2.3	1.6	2.3	0.2	2.5	3.2	1.3	1.6	1.4	5.2	0.5	2.8	4.8	3.5	14.4
4. Grade 9 (Freshman)	3.5	3.6	3.2	3.2	3.6	3.0	4.8	3.7	2.1	2.5	8.5	0.6	3.6	6.5	10.4	15.2
5. Grade 10 (Sophomore)	3.9	3.7	4.0	4.5	1.5	3.8	3.9	3.9	4.0	3.0	8.7	0.9	4.5	5.9	11.1	11.8
6. Grade 11 (Junior)	4.7	5.2	4.1	5.3	1.9	4.2	5.1	5.1	3.8	4.2	6.9	0.7	8.1	6.3	11.0	21.2
7. Grade 12 (Senior)	4.3	2.8	5.4	5.5	1.1	4.3	5.5	4.1	3.2	3.9	6.4	1.3	6.9	8.3	7.8	14.0
<i>Item 5570 Subject A01g</i>	<i>N</i> 2172	1004	1090	1429	212	400	544	772	456	1734	384	1127	454	189	357	26
D16C: Try smokeless tobacco (snuff, plug or chewing tobacco)																
8. Never	81.1	70.3	91.6	77.4	92.0	83.5	74.4	80.3	88.3	84.0	68.1	92.1	77.8	68.9	60.3	43.5
1. Grade 6 or below	2.6	3.7	1.3	2.8	1.0	1.1	3.4	3.2	1.9	1.8	6.6	2.0	2.5	3.1	3.9	1.6
2. Grade 7	1.1	1.4	0.8	1.0	0.5	0.7	1.6	1.6	-	0.9	2.2	0.6	0.3	3.1	1.4	14.1
3. Grade 8	1.9	3.5	0.4	2.5	-	1.7	2.1	2.6	0.4	1.4	3.9	0.9	2.4	2.0	3.9	6.3
4. Grade 9 (Freshman)	2.8	4.7	0.9	3.4	3.2	2.6	3.6	2.8	2.1	2.1	5.5	0.9	4.5	4.8	5.6	5.6
5. Grade 10 (Sophomore)	3.2	5.4	1.4	4.3	1.2	3.2	4.3	3.3	1.6	2.8	5.2	1.1	3.0	5.7	8.2	8.5
6. Grade 11 (Junior)	4.7	7.1	2.3	5.7	2.1	5.4	7.2	3.6	3.0	4.5	5.3	1.8	6.5	5.0	10.6	17.1
7. Grade 12 (Senior)	2.7	3.9	1.4	2.9	-	1.9	3.3	2.7	2.7	2.5	3.2	0.6	3.0	7.5	6.0	3.3
<i>Item 5576 Subject A01g</i>	<i>N</i> 2231	1035	1113	1468	217	408	561	801	461	1774	400	1143	471	195	370	29
D17: In the future, do you think that you will . . .																
D17A: Smoke cigarettes?																
1. Definitely will	5.6	6.2	4.3	5.0	4.6	6.5	5.9	6.1	3.6	4.2	11.5	3.3	5.2	7.5	10.1	28.7
2. Probably will	8.6	8.7	8.7	9.3	3.6	6.6	9.9	8.4	9.3	6.9	16.3	2.4	11.9	15.7	18.8	26.0
3. Don't know	8.3	7.1	9.2	8.2	7.4	6.6	8.8	9.2	7.3	8.0	10.3	5.5	9.9	13.9	11.3	14.8
4. Probably won't	13.2	14.7	12.1	13.3	13.9	15.9	12.9	11.8	13.6	13.8	10.8	8.8	17.3	20.3	17.5	15.4
5. Definitely won't	64.4	63.4	65.7	64.2	70.5	64.6	62.4	64.5	66.2	67.2	51.2	79.9	55.7	42.5	42.2	15.1
<i>Item 24440 Subject A04a</i>	<i>N</i> 2223	1035	1108	1461	218	402	558	803	460	1765	401	1138	471	191	370	28
D17B: Drink alcoholic beverages?																
1. Definitely will	29.4	31.7	27.5	33.9	15.7	38.8	30.0	27.4	23.6	29.2	29.9	18.3	36.2	40.3	48.0	45.8
2. Probably will	34.0	31.3	37.3	35.4	33.9	38.5	33.2	31.4	35.3	33.7	34.8	30.6	38.5	40.8	36.2	22.9
3. Don't know	13.6	13.7	13.6	12.5	20.4	9.3	15.5	13.9	14.5	14.0	12.2	16.1	14.3	10.9	6.1	13.8
4. Probably won't	6.9	6.5	7.0	6.3	4.8	4.3	7.0	7.9	7.4	7.2	6.1	10.1	3.2	3.3	3.3	10.3
5. Definitely won't	16.2	16.8	14.6	11.9	25.3	9.1	14.3	19.3	19.2	15.9	17.0	24.9	7.8	4.8	6.4	7.2
<i>Item 24450 Subject A04a</i>	<i>N</i> 2221	1034	1107	1460	219	402	557	801	461	1761	403	1138	471	190	370	27

*=less than .05 percent.

QUESTIONNAIRE FORM 6 2005	TOTAL	SEX		RACE		REGION				COLLEGE PLANS?		ILLCIT DRUG USE: LIFETIME				
		M	F	White	Black	NE	NC	S	W	Yes	No	None	Mari- juana Only	Few Pills	More Pills	Any Her- oin
<i>N (Weighted No. of Cases):</i>	2560	1183	1221	1591	279	502	619	913	525	1918	453	1279	542	220	408	31
<i>% of Weighted Total:</i>	100.0	46.2	47.7	62.2	10.9	19.6	24.2	35.7	20.5	74.9	17.7	50.0	21.2	8.6	15.9	1.2
D17C: Try or use marijuana?																
1. Definitely will	11.4	14.0	8.6	11.1	9.5	14.6	9.3	9.8	13.7	9.9	17.0	3.1	14.1	14.6	29.3	40.1
2. Probably will	13.0	13.6	12.3	14.0	11.9	15.8	12.5	11.6	13.3	13.3	11.5	2.8	22.2	33.3	20.9	27.8
3. Don't know	11.2	11.3	11.4	11.3	13.1	9.6	12.3	10.7	12.2	10.7	14.1	6.7	17.9	15.1	14.0	16.4
4. Probably won't	11.3	11.9	11.0	11.4	8.7	13.2	9.4	11.3	11.9	12.1	7.4	9.7	15.5	10.6	11.5	6.4
5. Definitely won't	53.2	49.3	56.8	52.2	56.7	46.7	56.5	56.5	48.9	53.9	50.0	77.7	30.3	26.5	24.3	9.3
<i>Item 24460 Subject A04a</i>	<i>N</i> 2221	1037	1104	1464	217	404	559	798	459	1763	401	1139	471	190	368	28
D17D: Try or use "crack" cocaine?																
1. Definitely will	3.2	2.8	3.2	2.4	4.3	2.3	2.6	4.1	3.5	2.4	5.8	3.3	2.1	3.3	2.5	19.2
2. Probably will	0.7	0.5	0.8	0.4	-	0.3	1.2	0.5	0.7	0.6	1.0	0.2	-	1.0	2.3	4.9
3. Don't know	3.2	2.6	3.5	3.4	1.2	4.3	2.4	3.0	3.4	2.4	6.2	1.2	3.7	4.8	6.3	14.6
4. Probably won't	6.1	6.9	5.3	6.0	2.7	7.2	5.5	5.3	7.5	6.2	6.0	3.4	4.5	7.4	15.3	16.1
5. Definitely won't	86.8	87.1	87.1	87.7	91.8	85.9	88.4	87.2	84.9	88.3	81.0	91.9	89.7	83.5	73.6	45.1
<i>Item 24470 Subject A04a</i>	<i>N</i> 2223	1038	1104	1462	220	403	557	802	461	1762	404	1140	470	190	370	28
D17E: Try or use cocaine in powder form?																
1. Definitely will	3.9	3.3	3.9	2.9	4.4	2.5	3.0	5.1	4.2	2.9	6.7	3.2	2.4	4.8	4.7	35.0
2. Probably will	1.9	2.4	1.4	2.0	-	3.1	1.8	1.0	2.6	1.6	3.1	0.3	0.5	0.8	8.6	7.5
3. Don't know	4.1	3.8	4.5	4.6	1.5	5.0	3.5	4.5	3.5	3.8	5.8	1.4	2.7	5.4	11.7	24.7
4. Probably won't	5.2	6.5	4.0	5.4	3.3	5.5	4.5	4.1	7.5	5.5	4.1	2.9	6.1	4.4	11.0	11.6
5. Definitely won't	84.9	84.0	86.2	85.1	90.8	84.0	87.2	85.3	82.1	86.1	80.3	92.2	88.3	84.6	64.0	21.3
<i>Item 24480 Subject A04a</i>	<i>N</i> 2227	1038	1109	1464	221	403	560	803	460	1766	403	1140	473	190	370	28
D17F: Try or use any other illegal drugs?																
1. Definitely will	4.4	3.9	4.4	3.5	4.0	3.4	3.1	5.2	5.4	3.6	7.4	3.1	2.7	4.3	8.2	38.9
2. Probably will	3.5	4.1	3.1	4.0	0.4	5.1	3.2	2.4	4.3	2.9	5.6	0.4	2.1	2.3	14.4	17.2
3. Don't know	6.9	7.7	6.0	7.6	4.3	8.9	6.6	6.2	6.7	6.5	9.5	2.0	7.8	13.5	16.0	23.4
4. Probably won't	6.0	6.7	5.7	6.6	3.0	6.6	5.9	5.2	7.1	6.6	4.0	3.5	7.0	10.6	10.0	8.6
5. Definitely won't	79.2	77.7	80.9	78.3	88.4	76.0	81.2	81.1	76.5	80.4	73.5	91.1	80.5	69.3	51.4	12.0
<i>Item 24490 Subject A04a</i>	<i>N</i> 2220	1036	1105	1464	217	403	557	801	460	1764	401	1136	472	190	370	26
D18: How do you think your CLOSE FRIENDS feel (or would feel) about YOU doing each of the following things?																
D18A: Smoking cigarettes occasionally																
1. Don't disapprove	31.6	35.5	26.8	35.1	23.4	32.9	37.1	30.1	26.2	29.0	43.0	16.4	41.2	48.8	54.5	67.6
2. Disapprove	34.7	35.9	34.1	35.4	33.9	35.7	35.1	32.5	37.1	36.1	28.7	37.4	34.4	34.0	28.1	21.0
3. Strongly disapprove	33.7	28.6	39.2	29.5	42.7	31.4	27.8	37.4	36.7	34.9	28.3	46.2	24.4	17.1	17.4	11.4
<i>Item 30380 Subject A12b</i>	<i>N</i> 2215	1033	1102	1456	222	402	562	799	452	1753	402	1137	469	190	368	27
D18B: Smoking cigarettes every day																
1. Don't disapprove	20.9	24.3	17.2	23.3	14.4	21.0	26.1	21.9	12.8	17.8	34.9	10.5	23.5	29.8	41.6	65.9
2. Disapprove	30.2	33.5	27.2	31.2	27.2	30.1	30.4	29.6	31.1	30.5	28.8	26.7	38.3	33.0	29.7	22.7
3. Strongly disapprove	48.9	42.2	55.6	45.5	58.4	48.9	43.5	48.6	56.2	51.7	36.3	62.8	38.1	37.2	28.8	11.4
<i>Item 30390 Subject A12b</i>	<i>N</i> 2212	1030	1102	1456	220	402	559	800	451	1753	400	1139	466	190	366	27
D18C: Smoking one or more packs of cigarettes per day																
1. Don't disapprove	14.9	18.9	10.0	16.3	10.6	13.9	17.8	16.2	10.0	11.8	28.3	7.5	14.5	20.6	30.1	58.1
2. Disapprove	25.5	28.6	23.2	26.1	27.8	27.2	28.5	24.3	22.5	25.4	26.2	21.6	31.2	25.5	30.6	23.8
3. Strongly disapprove	59.6	52.4	66.8	57.6	61.6	58.9	53.8	59.5	67.6	62.9	45.4	70.9	54.3	53.8	39.3	18.1
<i>Item 11470 Subject A12b</i>	<i>N</i> 2207	1027	1100	1452	221	402	560	798	448	1749	402	1133	468	190	366	28
D18D: Using smokeless tobacco occasionally																
1. Don't disapprove	20.5	28.5	12.3	23.9	9.6	19.7	25.7	19.0	17.3	17.9	31.2	11.8	21.7	25.5	38.9	62.9
2. Disapprove	30.1	34.3	26.2	31.5	28.4	31.0	32.0	29.1	28.9	30.3	29.6	29.0	34.8	31.9	28.2	19.2
3. Strongly disapprove	49.4	37.2	61.5	44.6	62.0	49.3	42.2	51.9	53.8	51.8	39.2	59.2	43.5	42.6	32.9	18.0
<i>Item 30400 Subject A12b</i>	<i>N</i> 2197	1017	1098	1447	219	401	559	789	449	1740	399	1127	466	190	364	28

QUESTIONNAIRE FORM 6 2005	TOTAL	SEX		RACE		REGION				COLLEGE PLANS?		ILLICIT DRUG USE: LIFETIME				
		M	F	White	Black	NE	NC	S	W	Yes	No	None	Mari- juana Only	Few Pills	More Pills	Any Her- oin
<i>N (Weighted No. of Cases):</i>	2560	1183	1221	1591	279	502	619	913	525	1918	453	1279	542	220	408	31
<i>% of Weighted Total:</i>	100.0	46.2	47.7	62.2	10.9	19.6	24.2	35.7	20.5	74.9	17.7	50.0	21.2	8.6	15.9	1.2
D18E: Using smokeless tobacco every day																
1. Don't disapprove	17.0	23.6	9.6	19.2	9.2	16.6	21.1	17.1	11.8	14.0	29.7	10.1	16.8	19.6	32.3	61.8
2. Disapprove	25.9	31.6	21.1	27.1	24.2	26.1	27.5	26.3	22.9	25.5	27.3	22.8	28.8	31.1	29.9	14.6
3. Strongly disapprove	57.2	44.9	69.3	53.6	66.6	57.3	51.5	56.5	65.3	60.5	43.0	67.1	54.4	49.4	37.8	23.6
<i>Item 30410 Subject A12b</i>	<i>N 2198</i>	<i>1021</i>	<i>1095</i>	<i>1447</i>	<i>218</i>	<i>398</i>	<i>557</i>	<i>797</i>	<i>447</i>	<i>1740</i>	<i>400</i>	<i>1126</i>	<i>465</i>	<i>190</i>	<i>364</i>	<i>29</i>
D18F: Using smokeless tobacco several times per day																
1. Don't disapprove	15.3	21.1	8.9	17.4	7.7	13.2	20.0	15.9	10.2	12.2	28.4	9.2	14.5	18.0	29.1	59.4
2. Disapprove	23.8	28.0	19.9	24.6	24.8	23.5	24.7	24.3	21.9	23.3	26.3	20.7	28.1	24.9	27.4	17.0
3. Strongly disapprove	60.9	50.8	71.3	57.9	67.4	63.4	55.3	59.8	67.9	64.5	45.4	70.1	57.4	57.0	43.5	23.6
<i>Item 30420 Subject A12b</i>	<i>N 2203</i>	<i>1023</i>	<i>1098</i>	<i>1451</i>	<i>217</i>	<i>400</i>	<i>556</i>	<i>798</i>	<i>449</i>	<i>1745</i>	<i>399</i>	<i>1130</i>	<i>465</i>	<i>190</i>	<i>365</i>	<i>29</i>
D18G: Trying marijuana once or twice																
1. Don't disapprove	38.3	44.4	31.8	41.4	31.9	52.7	37.3	30.8	40.2	37.0	42.2	16.9	56.4	60.6	66.4	79.0
2. Disapprove	24.4	25.1	24.2	24.7	27.6	18.4	28.9	24.4	24.3	25.1	23.4	26.9	24.8	21.4	18.5	7.5
3. Strongly disapprove	37.2	30.4	44.0	33.9	40.5	28.9	33.8	44.8	35.5	37.9	34.4	56.3	18.8	18.0	15.1	13.5
<i>Item 11480 Subject A12b</i>	<i>N 2206</i>	<i>1022</i>	<i>1100</i>	<i>1449</i>	<i>222</i>	<i>400</i>	<i>561</i>	<i>796</i>	<i>449</i>	<i>1747</i>	<i>402</i>	<i>1132</i>	<i>466</i>	<i>191</i>	<i>366</i>	<i>29</i>
D18H: Smoking marijuana occasionally																
1. Don't disapprove	30.8	37.1	24.1	33.4	25.7	44.2	28.5	25.2	31.5	29.3	35.5	11.3	43.3	51.9	59.7	75.8
2. Disapprove	23.8	24.8	23.0	23.6	28.3	19.4	25.8	25.3	22.8	23.7	25.5	23.3	27.5	22.1	22.2	13.1
3. Strongly disapprove	45.4	38.1	52.9	43.0	45.9	36.4	45.8	49.5	45.7	47.0	39.0	65.5	29.2	26.0	18.1	11.1
<i>Item 11490 Subject A12b</i>	<i>N 2207</i>	<i>1027</i>	<i>1098</i>	<i>1453</i>	<i>220</i>	<i>402</i>	<i>560</i>	<i>798</i>	<i>448</i>	<i>1745</i>	<i>403</i>	<i>1133</i>	<i>466</i>	<i>190</i>	<i>366</i>	<i>28</i>
D18I: Smoking marijuana regularly																
1. Don't disapprove	19.3	23.9	14.5	20.1	18.2	24.8	19.0	17.4	18.2	16.8	28.5	6.8	23.3	25.8	44.7	74.1
2. Disapprove	24.4	27.9	21.1	25.1	25.4	26.9	24.9	23.4	23.2	24.6	24.8	18.8	32.6	35.1	26.1	19.1
3. Strongly disapprove	56.3	48.2	64.4	54.8	56.4	48.3	56.1	59.2	58.5	58.6	46.7	74.5	44.1	39.1	29.1	6.8
<i>Item 11500 Subject A12b</i>	<i>N 2202</i>	<i>1022</i>	<i>1099</i>	<i>1452</i>	<i>220</i>	<i>401</i>	<i>558</i>	<i>797</i>	<i>446</i>	<i>1742</i>	<i>400</i>	<i>1128</i>	<i>467</i>	<i>190</i>	<i>366</i>	<i>26</i>
D18J: Trying "crack" cocaine once or twice																
1. Don't disapprove	7.2	8.5	5.2	5.7	7.1	6.0	7.9	7.6	6.5	6.3	9.3	4.3	4.6	5.6	14.9	39.9
2. Disapprove	17.6	21.6	13.8	18.4	14.4	18.2	19.3	16.4	16.9	16.7	21.5	15.1	14.0	20.7	26.8	26.2
3. Strongly disapprove	75.2	69.9	80.9	75.8	78.5	75.7	72.8	76.0	76.6	77.0	69.2	80.5	81.3	73.7	58.3	33.9
<i>Item 23940 Subject A12b</i>	<i>N 2229</i>	<i>1036</i>	<i>1104</i>	<i>1457</i>	<i>229</i>	<i>409</i>	<i>570</i>	<i>797</i>	<i>453</i>	<i>1750</i>	<i>405</i>	<i>1138</i>	<i>470</i>	<i>191</i>	<i>372</i>	<i>28</i>
D18K: Taking "crack" cocaine occasionally																
1. Don't disapprove	4.5	5.3	3.1	3.2	5.9	3.8	5.1	4.4	4.7	3.7	7.0	3.0	2.5	3.0	9.1	24.2
2. Disapprove	15.8	19.4	11.9	16.1	13.4	16.8	17.5	15.4	13.5	15.0	19.1	12.2	12.9	16.2	27.6	38.0
3. Strongly disapprove	79.7	75.3	85.0	80.7	80.7	79.4	77.4	80.3	81.8	81.3	73.8	84.8	84.5	80.8	63.3	37.9
<i>Item 23950 Subject A12b</i>	<i>N 2229</i>	<i>1036</i>	<i>1105</i>	<i>1457</i>	<i>229</i>	<i>409</i>	<i>572</i>	<i>795</i>	<i>453</i>	<i>1752</i>	<i>405</i>	<i>1138</i>	<i>471</i>	<i>191</i>	<i>370</i>	<i>29</i>
D18L: Trying cocaine powder once or twice																
1. Don't disapprove	8.9	10.9	6.3	8.3	7.3	10.8	9.0	8.3	8.2	7.9	12.5	4.1	5.7	4.7	25.4	40.7
2. Disapprove	15.5	18.9	12.3	16.0	12.9	13.1	16.9	14.7	17.5	15.1	17.0	12.5	13.4	21.3	22.7	35.1
3. Strongly disapprove	75.6	70.3	81.4	75.7	79.7	76.1	74.1	77.0	74.3	77.0	70.5	83.4	80.9	74.0	51.9	24.2
<i>Item 23960 Subject A12b</i>	<i>N 2227</i>	<i>1034</i>	<i>1105</i>	<i>1457</i>	<i>229</i>	<i>408</i>	<i>571</i>	<i>796</i>	<i>451</i>	<i>1748</i>	<i>406</i>	<i>1137</i>	<i>472</i>	<i>189</i>	<i>370</i>	<i>29</i>
D18M: Taking cocaine powder occasionally																
1. Don't disapprove	5.9	6.3	4.7	5.1	5.2	6.0	6.4	5.4	6.0	4.8	9.9	3.2	2.9	3.0	15.2	39.6
2. Disapprove	15.6	19.8	11.5	15.4	14.3	15.8	16.1	16.0	14.1	14.9	18.4	11.3	13.0	17.9	28.8	32.1
3. Strongly disapprove	78.5	73.9	83.8	79.5	80.5	78.2	77.4	78.6	79.9	80.3	71.7	85.4	84.0	79.1	56.0	28.3
<i>Item 23970 Subject A12b</i>	<i>N 2212</i>	<i>1029</i>	<i>1097</i>	<i>1446</i>	<i>227</i>	<i>406</i>	<i>567</i>	<i>792</i>	<i>446</i>	<i>1737</i>	<i>403</i>	<i>1132</i>	<i>465</i>	<i>188</i>	<i>368</i>	<i>28</i>
D18N: Taking one or two drinks nearly every day																
1. Don't disapprove	28.1	35.3	21.5	30.3	24.2	32.9	30.2	27.4	22.3	25.9	37.9	18.3	30.7	40.5	45.9	59.9
2. Disapprove	29.7	30.1	29.5	32.5	21.7	31.7	30.5	27.5	30.7	31.2	23.9	27.6	34.0	21.4	35.2	24.8
3. Strongly disapprove	42.2	34.6	49.0	37.3	54.0	35.4	39.3	45.1	47.0	42.8	38.1	54.1	35.3	38.2	19.0	15.3
<i>Item 11530 Subject A12b</i>	<i>N 2216</i>	<i>1033</i>	<i>1097</i>	<i>1456</i>	<i>225</i>	<i>407</i>	<i>570</i>	<i>791</i>	<i>449</i>	<i>1742</i>	<i>403</i>	<i>1133</i>	<i>470</i>	<i>187</i>	<i>368</i>	<i>28</i>

QUESTIONNAIRE FORM 6 2005	TOTAL	SEX		RACE		REGION				COLLEGE PLANS?		ILLICIT DRUG USE: LIFETIME				
		M	F	White	Black	NE	NC	S	W	Yes	No	None	Mari- juana Only	Few Pills	More Pills	Any Her- oin
<i>N (Weighted No. of Cases):</i>	2560	1183	1221	1591	279	502	619	913	525	1918	453	1279	542	220	408	31
<i>% of Weighted Total:</i>	100.0	46.2	47.7	62.2	10.9	19.6	24.2	35.7	20.5	74.9	17.7	50.0	21.2	8.6	15.9	1.2
D18O: Taking four or five drinks nearly every day																
1. Don't disapprove	15.7	20.2	10.6	16.6	11.9	17.4	18.1	15.8	11.0	12.4	29.6	9.6	15.9	22.8	27.1	45.5
2. Disapprove	24.8	30.1	20.4	26.7	24.6	25.0	26.7	24.4	22.6	24.8	23.9	19.0	28.1	30.2	35.0	23.8
3. Strongly disapprove	59.5	49.7	68.9	56.7	63.5	57.6	55.3	59.8	66.4	62.8	46.4	71.4	56.0	47.0	38.0	30.7
<i>Item 11540 Subject A12b</i>	<i>N 2220</i>	<i>1032</i>	<i>1100</i>	<i>1456</i>	<i>226</i>	<i>407</i>	<i>573</i>	<i>791</i>	<i>450</i>	<i>1744</i>	<i>405</i>	<i>1134</i>	<i>468</i>	<i>190</i>	<i>369</i>	<i>29</i>
D18P: Having five or more drinks once or twice each weekend																
1. Don't disapprove	36.7	42.8	30.9	42.5	19.8	43.7	39.5	33.6	32.3	34.8	43.6	20.8	49.1	51.8	59.5	66.3
2. Disapprove	21.4	22.8	20.3	20.8	24.1	20.4	20.9	20.3	25.0	22.3	18.1	22.0	22.8	19.4	19.0	12.6
3. Strongly disapprove	41.9	34.4	48.8	36.8	56.0	35.9	39.6	46.1	42.7	42.9	38.3	57.1	28.1	28.8	21.5	21.1
<i>Item 11550 Subject A12b</i>	<i>N 2219</i>	<i>1030</i>	<i>1101</i>	<i>1452</i>	<i>229</i>	<i>408</i>	<i>569</i>	<i>794</i>	<i>448</i>	<i>1739</i>	<i>407</i>	<i>1133</i>	<i>470</i>	<i>188</i>	<i>367</i>	<i>29</i>
D18Q: Driving a car after having 1-2 drinks																
1. Don't disapprove	18.0	22.9	12.4	18.8	11.6	19.2	19.9	18.3	13.9	15.5	26.3	8.7	17.9	29.2	37.1	52.2
2. Disapprove	26.3	28.2	24.8	26.6	26.8	26.3	26.0	26.2	26.6	27.4	22.4	22.8	32.1	27.2	28.5	22.8
3. Strongly disapprove	55.7	48.9	62.8	54.7	61.6	54.5	54.1	55.4	59.4	57.0	51.2	68.4	50.0	43.6	34.4	25.0
<i>Item 11551 Subject A12b</i>	<i>N 2221</i>	<i>1031</i>	<i>1102</i>	<i>1456</i>	<i>228</i>	<i>408</i>	<i>573</i>	<i>793</i>	<i>448</i>	<i>1745</i>	<i>405</i>	<i>1134</i>	<i>471</i>	<i>190</i>	<i>370</i>	<i>28</i>
D18R: Driving a car after having 5 or more drinks																
1. Don't disapprove	5.2	6.0	3.0	3.5	7.4	4.2	4.8	5.3	6.3	3.7	10.0	3.2	4.5	5.6	9.4	14.9
2. Disapprove	14.9	20.6	9.5	15.9	14.9	13.2	16.2	17.4	10.2	14.1	18.7	9.8	13.4	20.2	27.6	36.6
3. Strongly disapprove	79.9	73.4	87.5	80.6	77.7	82.6	79.0	77.3	83.5	82.2	71.3	87.0	82.1	74.2	63.0	48.6
<i>Item 11552 Subject A12b</i>	<i>N 2220</i>	<i>1033</i>	<i>1098</i>	<i>1453</i>	<i>228</i>	<i>410</i>	<i>573</i>	<i>791</i>	<i>447</i>	<i>1745</i>	<i>406</i>	<i>1139</i>	<i>469</i>	<i>187</i>	<i>370</i>	<i>27</i>
D19: How many of your friends would you estimate . . .																
D19A: Smoke cigarettes?																
1. None	23.5	19.8	27.0	18.1	39.5	24.6	18.6	23.2	29.2	23.4	23.2	34.7	14.5	5.8	8.8	20.2
2. A few	38.7	40.4	37.6	40.6	32.8	41.2	37.2	37.6	40.5	41.2	29.2	41.7	43.3	37.4	28.8	2.7
3. Some	22.7	24.9	20.7	24.9	17.2	22.8	26.4	22.0	19.5	22.2	23.6	18.7	26.9	29.0	27.0	26.5
4. Most	12.8	13.6	11.9	14.1	8.4	8.7	15.6	14.6	9.8	11.5	19.7	4.1	13.9	24.2	30.4	34.1
5. All	2.2	1.3	2.7	2.4	2.0	2.7	2.2	2.6	1.0	1.7	4.2	0.8	1.5	3.6	4.9	16.5
<i>Item 7070 Subject A02a</i>	<i>N 2234</i>	<i>1037</i>	<i>1109</i>	<i>1463</i>	<i>226</i>	<i>408</i>	<i>572</i>	<i>798</i>	<i>457</i>	<i>1755</i>	<i>404</i>	<i>1147</i>	<i>472</i>	<i>187</i>	<i>368</i>	<i>29</i>
D19B: Smoke marijuana or hashish?																
1. None	27.7	21.7	33.3	25.0	32.7	21.4	29.7	30.8	25.6	27.8	28.7	43.8	11.4	7.0	10.8	17.3
2. A few	32.0	33.3	30.7	33.3	27.9	28.5	33.4	33.5	30.6	32.9	28.7	36.7	33.5	28.1	18.8	10.6
3. Some	22.5	25.0	20.9	23.3	18.5	23.1	21.5	19.8	27.9	22.4	22.4	15.3	30.9	33.5	29.9	26.3
4. Most	14.8	17.2	12.5	15.2	19.3	19.9	13.7	13.8	13.5	15.0	14.4	3.8	20.5	27.0	34.2	22.5
5. All	2.9	2.8	2.6	3.1	1.5	7.1	1.6	2.0	2.5	2.0	5.7	0.5	3.6	4.5	6.4	23.4
<i>Item 7080 Subject A02a</i>	<i>N 2228</i>	<i>1034</i>	<i>1107</i>	<i>1462</i>	<i>225</i>	<i>408</i>	<i>572</i>	<i>791</i>	<i>456</i>	<i>1752</i>	<i>403</i>	<i>1144</i>	<i>472</i>	<i>185</i>	<i>369</i>	<i>29</i>
D19C: Take "crack" cocaine?																
1. None	80.9	81.3	80.7	81.6	90.2	82.2	80.4	83.4	76.0	81.6	78.1	86.3	83.1	75.3	68.0	47.1
2. A few	14.8	14.1	15.3	15.3	3.3	14.5	14.5	12.9	18.6	14.7	15.3	11.2	12.3	20.7	23.8	44.5
3. Some	2.7	2.8	2.6	2.0	1.5	2.1	2.3	2.1	4.8	2.1	5.6	1.5	3.2	2.1	5.5	2.9
4. Most	0.6	0.7	0.6	0.4	1.0	0.1	1.2	0.6	0.4	0.7	0.4	0.1	0.5	1.4	1.7	2.6
5. All	1.0	1.1	0.8	0.7	4.0	1.0	1.5	1.1	0.3	0.9	0.5	0.9	0.9	0.4	1.0	2.9
<i>Item 7151 Subject A02a</i>	<i>N 2227</i>	<i>1033</i>	<i>1107</i>	<i>1460</i>	<i>226</i>	<i>407</i>	<i>571</i>	<i>793</i>	<i>456</i>	<i>1753</i>	<i>403</i>	<i>1142</i>	<i>472</i>	<i>187</i>	<i>369</i>	<i>29</i>
D19D: Take cocaine in powder form?																
1. None	76.8	74.7	78.9	76.8	87.6	74.6	78.4	79.7	71.6	77.1	76.2	87.3	78.6	67.6	51.4	21.7
2. A few	16.7	17.4	16.4	17.8	4.9	18.7	15.3	14.2	21.2	17.5	14.1	9.7	16.6	27.1	32.1	41.5
3. Some	4.8	6.0	3.4	4.4	4.6	5.3	4.6	4.2	5.6	4.0	8.0	1.8	3.7	4.3	13.1	31.3
4. Most	0.7	1.0	0.4	0.5	-	0.3	0.8	0.5	1.3	0.7	0.6	0.3	0.2	0.5	2.4	2.6
5. All	0.9	0.9	0.9	0.6	2.9	1.1	0.8	1.3	0.3	0.8	1.0	0.7	0.9	0.4	1.0	2.9
<i>Item 23990 Subject A02a</i>	<i>N 2228</i>	<i>1031</i>	<i>1107</i>	<i>1458</i>	<i>226</i>	<i>408</i>	<i>572</i>	<i>795</i>	<i>454</i>	<i>1752</i>	<i>402</i>	<i>1142</i>	<i>471</i>	<i>189</i>	<i>366</i>	<i>29</i>

DESCRIPTIVE RESULTS: 2005

249

QUESTIONNAIRE FORM 6 2005	TOTAL	SEX		RACE		REGION				COLLEGE PLANS?		ILLICIT DRUG USE: LIFETIME					
		M	F	White	Black	NE	NC	S	W	Yes	No	None	Mari- juana Only	Few Pills	More Pills	Any Her- oin	
<i>N (Weighted No. of Cases):</i>	2560	1183	1221	1591	279	502	619	913	525	1918	453	1279	542	220	408	31	
<i>% of Weighted Total:</i>	100.0	46.2	47.7	62.2	10.9	19.6	24.2	35.7	20.5	74.9	17.7	50.0	21.2	8.6	15.9	1.2	
D19E: Use inhalants (sniff glue, aerosols, laughing gas, etc.)?																	
1. None	83.7	81.8	85.4	83.2	91.5	83.1	82.9	85.1	82.6	84.6	81.2	87.3	86.6	79.7	72.3	70.3	
2. A few	11.9	13.4	11.1	13.6	2.8	12.9	12.1	11.0	12.3	11.9	12.1	9.8	8.1	15.4	21.7	15.9	
3. Some	2.8	3.0	2.5	2.4	1.2	2.6	2.9	2.4	3.8	2.2	4.6	1.7	3.6	4.0	4.0	5.8	
4. Most	0.5	0.5	0.3	0.1	0.5	0.1	0.4	0.4	1.0	0.4	0.3	0.3	-	0.5	1.4	3.6	
5. All	1.1	1.4	0.7	0.8	4.0	1.3	1.6	1.1	0.3	0.8	1.7	0.8	1.6	0.4	0.6	4.5	
<i>Item 7180 Subject A02a</i>	<i>N</i>	<i>2225</i>	<i>1030</i>	<i>1106</i>	<i>1459</i>	<i>225</i>	<i>407</i>	<i>570</i>	<i>792</i>	<i>456</i>	<i>1751</i>	<i>402</i>	<i>1136</i>	<i>472</i>	<i>188</i>	<i>368</i>	<i>29</i>
D19F: Take MDMA (ecstasy)?																	
1. None	76.9	76.4	77.4	77.1	82.3	74.6	79.4	77.0	75.7	77.6	73.9	87.4	75.3	67.3	55.9	27.4	
2. A few	16.3	16.9	16.0	16.9	10.0	16.4	15.3	15.9	18.1	16.4	17.2	8.8	18.4	25.6	31.9	30.5	
3. Some	4.3	3.8	4.5	4.1	2.4	6.0	2.9	4.3	4.4	3.9	5.1	2.4	3.9	4.8	8.0	20.7	
4. Most	1.5	1.8	1.4	1.3	1.9	2.3	1.0	1.6	1.4	1.3	2.8	0.5	1.6	1.8	3.5	18.7	
5. All	1.0	1.1	0.8	0.7	3.5	0.7	1.4	1.2	0.3	0.8	1.0	0.9	0.9	0.4	0.7	2.7	
<i>Item 23020 Subject A02a</i>	<i>N</i>	<i>2226</i>	<i>1031</i>	<i>1105</i>	<i>1457</i>	<i>225</i>	<i>405</i>	<i>571</i>	<i>794</i>	<i>455</i>	<i>1752</i>	<i>401</i>	<i>1141</i>	<i>471</i>	<i>188</i>	<i>366</i>	<i>28</i>
D19G: Take crystal meth ("ice")?																	
1. None	85.7	84.9	86.8	86.8	91.3	89.3	86.0	86.0	81.4	86.6	83.4	91.1	87.1	84.3	73.1	44.0	
2. A few	9.7	10.0	9.2	9.4	2.8	7.5	9.0	9.2	13.2	9.4	10.3	6.2	8.2	13.6	17.0	41.7	
3. Some	2.8	2.9	2.8	2.7	1.1	1.9	2.2	3.0	4.2	2.5	4.0	1.5	2.8	1.2	7.4	5.5	
4. Most	0.9	1.0	0.5	0.5	0.5	0.6	1.1	0.9	0.9	0.6	1.5	0.2	0.5	0.9	2.1	8.9	
5. All	1.0	1.2	0.7	0.5	4.2	0.7	1.6	1.0	0.3	0.9	0.8	0.9	1.4	-	0.4	-	
<i>Item 24500 Subject A02a</i>	<i>N</i>	<i>2222</i>	<i>1032</i>	<i>1102</i>	<i>1457</i>	<i>224</i>	<i>406</i>	<i>571</i>	<i>789</i>	<i>455</i>	<i>1751</i>	<i>399</i>	<i>1135</i>	<i>471</i>	<i>188</i>	<i>368</i>	<i>29</i>
D19H: Take steroids?																	
1. None	80.9	77.5	84.6	80.4	87.5	80.5	82.0	79.0	82.9	80.5	84.9	83.1	80.4	82.8	75.9	76.5	
2. A few	14.4	17.1	11.7	15.4	5.2	15.0	14.5	14.5	13.7	15.2	10.6	12.6	15.4	13.2	19.9	15.5	
3. Some	3.2	3.8	2.6	3.3	3.0	3.3	1.8	4.8	2.1	2.9	3.3	3.0	2.9	3.6	2.7	8.0	
4. Most	0.5	0.5	0.4	0.2	0.4	0.3	0.1	0.6	0.9	0.5	0.3	0.5	-	-	1.0	-	
5. All	1.0	1.2	0.7	0.6	4.0	0.9	1.6	1.1	0.3	0.8	0.9	0.9	1.4	0.4	0.5	-	
<i>Item 23030 Subject A02a</i>	<i>N</i>	<i>2223</i>	<i>1032</i>	<i>1103</i>	<i>1458</i>	<i>224</i>	<i>407</i>	<i>570</i>	<i>791</i>	<i>455</i>	<i>1748</i>	<i>402</i>	<i>1138</i>	<i>471</i>	<i>186</i>	<i>368</i>	<i>28</i>
Lately there has been some attention paid to certain drugs.																	
D20: During the LAST 12 MONTHS, on how many occasions (if any) have you . . .																	
D20A: . . . taken GHB ("liquid G," "grievous bodily harm")																	
1. 0 occasions	99.3	99.4	99.4	99.6	99.3	99.1	99.4	98.9	100.0	99.4	98.9	100.0	100.0	99.3	97.4	92.8	
2. 1-2	0.3	0.3	0.3	0.2	-	0.2	0.2	0.7	-	0.4	0.1	-	-	0.2	1.8	-	
3. 3-5	0.1	0.1	0.1	0.1	-	0.2	0.1	0.1	-	-	0.6	-	-	-	0.2	5.5	
4. 6-9	0.1	-	0.1	0.1	-	0.1	0.1	0.1	-	0.1	-	-	-	-	0.3	-	
5. 10-19	-	-	-	-	-	-	-	-	-	-	-	-	-	-	-	-	
6. 20-39	*	-	-	-	-	-	0.1	-	-	-	-	-	-	-	-	-	
7. 40 or more	0.2	0.2	0.1	0.1	0.7	0.3	0.1	0.3	-	0.1	0.4	-	-	0.4	0.3	1.7	
<i>Item 31050 Subject A01b</i>	<i>N</i>	<i>2203</i>	<i>1020</i>	<i>1099</i>	<i>1444</i>	<i>223</i>	<i>401</i>	<i>564</i>	<i>787</i>	<i>451</i>	<i>1741</i>	<i>396</i>	<i>1136</i>	<i>467</i>	<i>183</i>	<i>363</i>	<i>29</i>
D20B: . . . taken ketamine ("special K," "super K")																	
1. 0 occasions	98.8	98.5	99.2	99.0	99.3	98.1	98.5	98.6	100.0	98.9	98.4	100.0	100.0	99.1	95.8	74.5	
2. 1-2	0.5	0.9	0.3	0.6	-	0.6	0.7	0.7	-	0.5	0.8	-	-	-	2.1	15.7	
3. 3-5	0.3	0.2	0.3	0.2	-	0.4	0.4	0.4	-	0.3	0.4	-	-	0.5	1.1	5.5	
4. 6-9	0.1	0.1	0.1	0.1	-	0.3	0.2	-	-	0.2	-	-	-	-	0.5	2.6	
5. 10-19	-	-	-	-	-	-	-	-	-	-	-	-	-	-	-	-	
6. 20-39	0.1	0.1	-	0.1	0.3	0.2	-	0.1	-	0.1	-	-	-	0.4	0.2	-	
7. 40 or more	0.2	0.2	0.1	0.1	0.3	0.3	0.2	0.2	-	0.1	0.4	-	-	-	0.3	1.7	
<i>Item 31060 Subject A01b</i>	<i>N</i>	<i>2198</i>	<i>1017</i>	<i>1096</i>	<i>1440</i>	<i>223</i>	<i>401</i>	<i>560</i>	<i>786</i>	<i>450</i>	<i>1735</i>	<i>396</i>	<i>1133</i>	<i>467</i>	<i>184</i>	<i>360</i>	<i>29</i>

*=less than .05 percent.

QUESTIONNAIRE FORM 6 2005	TOTAL	SEX		RACE		REGION				COLLEGE PLANS?		ILLICIT DRUG USE: LIFETIME				
		M	F	White	Black	NE	NC	S	W	Yes	No	None	Mari- juana Only	Few Pills	More Pills	Any Her- oin
<i>N (Weighted No. of Cases):</i>	2560	1183	1221	1591	279	502	619	913	525	1918	453	1279	542	220	408	31
<i>% of Weighted Total:</i>	100.0	46.2	47.7	62.2	10.9	19.6	24.2	35.7	20.5	74.9	17.7	50.0	21.2	8.6	15.9	1.2
D20C: . . . smoked bidis (or beedies) which are small brown cigarettes from India																
1. 0 occasions	96.4	94.9	98.0	96.7	97.0	97.3	96.8	95.8	96.2	96.9	94.3	99.5	96.1	94.8	90.7	64.4
2. 1-2	1.9	2.6	1.2	1.8	0.4	0.9	1.4	2.6	2.4	1.8	2.2	0.3	2.4	3.0	4.3	22.3
3. 3-5	0.5	0.6	0.4	0.5	-	0.6	0.2	0.5	0.6	0.5	0.3	0.1	0.2	0.6	2.0	2.9
4. 6-9	0.6	0.9	0.3	0.6	1.0	0.6	0.6	0.5	0.7	0.2	2.2	-	0.7	0.5	2.0	4.5
5. 10-19	0.1	0.2	0.1	0.2	-	0.1	0.1	0.2	-	0.1	-	-	-	0.7	0.3	-
6. 20-39	0.1	0.2	-	0.1	-	0.2	0.1	0.1	-	0.1	-	-	-	-	0.4	1.6
7. 40 or more	0.4	0.6	0.2	0.2	1.7	0.3	0.9	0.3	0.1	0.3	0.9	0.2	0.6	0.4	0.3	4.4
<i>Item 31070 Subject A01b</i>	<i>N 2200</i>	<i>1020</i>	<i>1095</i>	<i>1442</i>	<i>223</i>	<i>401</i>	<i>562</i>	<i>787</i>	<i>450</i>	<i>1737</i>	<i>394</i>	<i>1133</i>	<i>466</i>	<i>184</i>	<i>359</i>	<i>29</i>
D20D: . . . smoked kreteks (clove cigarettes)																
1. 0 occasions	93.0	92.1	93.9	92.3	96.1	92.3	93.6	93.8	91.4	93.5	90.4	98.9	91.9	89.2	80.5	62.3
2. 1-2	3.3	3.3	3.3	3.7	1.9	2.7	2.2	3.7	4.6	3.4	3.4	0.6	4.1	5.0	9.8	7.5
3. 3-5	1.3	1.7	1.0	1.3	0.4	1.2	1.3	1.2	1.6	0.9	3.1	0.2	1.4	1.5	4.2	9.1
4. 6-9	0.9	0.8	1.0	1.3	-	1.6	1.2	0.3	1.1	0.7	1.7	-	1.4	1.2	2.4	7.0
5. 10-19	0.4	0.7	0.2	0.6	-	0.7	0.3	0.2	0.8	0.5	-	-	0.4	2.6	0.5	3.1
6. 20-39	0.4	0.3	0.3	0.4	0.3	0.8	0.3	0.2	0.4	0.4	0.4	0.1	0.3	0.4	1.3	-
7. 40 or more	0.7	1.1	0.3	0.5	1.4	0.7	1.1	0.6	0.1	0.6	0.9	0.2	0.6	-	1.4	11.0
<i>Item 31150 Subject A01b</i>	<i>N 2196</i>	<i>1016</i>	<i>1095</i>	<i>1441</i>	<i>221</i>	<i>399</i>	<i>559</i>	<i>788</i>	<i>450</i>	<i>1732</i>	<i>394</i>	<i>1133</i>	<i>465</i>	<i>183</i>	<i>358</i>	<i>29</i>
D20E: . . . taken "andro" (androstenedione, non-prescription steroid)																
1. 0 occasions	98.2	97.1	99.5	98.5	96.9	97.6	97.7	98.4	99.1	98.4	98.5	99.5	98.2	97.2	96.1	91.3
2. 1-2	0.6	1.0	0.2	0.6	-	0.9	0.7	0.6	0.3	0.7	-	0.1	0.9	1.1	1.6	-
3. 3-5	0.1	*	0.1	0.1	0.4	0.2	0.1	0.2	-	0.1	0.2	0.1	-	-	0.1	4.1
4. 6-9	0.3	0.4	0.1	0.4	-	0.5	0.1	0.1	0.5	0.1	0.4	-	0.3	1.3	0.3	2.9
5. 10-19	0.2	0.3	-	0.2	-	-	0.6	-	-	0.1	0.2	0.2	0.1	-	-	-
6. 20-39	0.3	0.7	-	0.1	2.0	0.4	0.4	0.4	-	0.4	-	-	0.5	-	1.4	-
7. 40 or more	0.3	0.4	0.1	0.1	0.7	0.3	0.3	0.4	0.1	0.2	0.8	0.2	-	0.4	0.5	1.7
<i>Item 31160 Subject A01b</i>	<i>N 2194</i>	<i>1018</i>	<i>1091</i>	<i>1438</i>	<i>223</i>	<i>400</i>	<i>558</i>	<i>787</i>	<i>449</i>	<i>1732</i>	<i>395</i>	<i>1131</i>	<i>466</i>	<i>184</i>	<i>358</i>	<i>29</i>
D20F: . . . taken creatine (amino acid used to build muscle)																
1. 0 occasions	91.8	84.2	99.0	90.7	94.6	92.7	89.2	91.9	94.0	92.5	89.5	96.1	90.0	87.4	83.7	79.2
2. 1-2	1.4	2.6	0.3	1.6	0.2	1.1	1.4	1.7	1.2	1.2	2.2	1.1	1.0	1.9	2.6	6.2
3. 3-5	1.4	2.6	-	1.6	1.0	1.3	1.6	1.4	0.9	1.1	2.5	0.9	1.8	2.1	1.7	2.9
4. 6-9	1.3	2.4	0.2	1.6	1.0	0.2	1.9	1.7	0.5	1.2	1.7	0.4	1.5	1.1	3.7	-
5. 10-19	1.3	2.3	0.2	1.5	0.4	1.5	1.9	0.7	1.4	1.3	1.3	0.8	1.9	1.3	2.1	2.6
6. 20-39	1.0	1.9	0.1	1.2	1.2	1.9	1.3	0.7	0.3	1.0	0.6	0.4	1.3	1.4	2.3	-
7. 40 or more	1.9	3.9	0.1	1.8	1.6	1.3	2.7	1.9	1.7	1.7	2.2	0.3	2.6	4.7	3.8	9.0
<i>Item 31170 Subject A01b</i>	<i>N 2199</i>	<i>1019</i>	<i>1094</i>	<i>1445</i>	<i>221</i>	<i>400</i>	<i>561</i>	<i>789</i>	<i>449</i>	<i>1737</i>	<i>393</i>	<i>1133</i>	<i>464</i>	<i>186</i>	<i>359</i>	<i>29</i>
D20G: . . . taken ritalin (without a doctor's orders)																
1. 0 occasions	96.0	94.6	97.4	95.8	97.2	94.7	95.8	95.6	97.9	96.1	95.4	100.0	100.0	96.3	80.6	68.8
2. 1-2	1.7	2.1	1.3	1.9	1.1	2.7	1.8	1.6	1.1	1.5	2.7	-	-	2.6	8.9	2.6
3. 3-5	0.7	1.1	0.3	0.8	1.0	1.4	1.0	0.3	0.2	0.6	0.6	-	-	0.7	3.1	9.1
4. 6-9	0.6	0.8	0.3	0.7	-	0.4	0.2	0.8	0.7	0.6	0.6	-	-	-	3.0	5.1
5. 10-19	0.3	0.4	0.2	0.2	-	0.2	0.5	0.4	0.1	0.3	0.2	-	-	-	1.6	4.0
6. 20-39	0.2	0.2	0.1	0.1	-	-	0.4	0.3	-	0.2	-	-	-	-	1.1	-
7. 40 or more	0.5	0.7	0.3	0.5	0.7	0.7	0.3	0.9	-	0.5	0.5	-	-	0.4	1.8	10.3
<i>Item 31180 Subject A01b</i>	<i>N 2197</i>	<i>1020</i>	<i>1090</i>	<i>1444</i>	<i>221</i>	<i>401</i>	<i>561</i>	<i>785</i>	<i>449</i>	<i>1736</i>	<i>391</i>	<i>1133</i>	<i>466</i>	<i>184</i>	<i>357</i>	<i>29</i>
D20H: . . . taken OxyContin (without a doctor's orders)																
1. 0 occasions	94.6	93.4	96.1	93.6	98.0	94.7	94.3	93.6	96.8	95.6	90.8	100.0	100.0	90.3	76.8	53.1
2. 1-2	2.4	2.5	2.2	3.1	0.3	1.8	1.9	3.3	1.9	1.9	4.1	-	-	8.1	9.9	3.3
3. 3-5	1.0	1.6	0.3	1.1	-	1.9	1.1	0.6	0.6	0.7	1.9	-	-	1.1	4.1	11.5
4. 6-9	0.6	0.9	0.1	0.4	1.0	0.3	0.9	0.6	0.3	0.6	0.7	-	-	-	2.9	6.6
5. 10-19	0.6	0.6	0.5	0.7	-	0.4	0.8	0.7	0.2	0.4	1.2	-	-	-	2.9	6.2
6. 20-39	0.4	0.2	0.6	0.5	0.3	-	0.6	0.6	0.3	0.3	0.9	-	-	0.4	2.1	4.5
7. 40 or more	0.5	0.8	0.2	0.6	0.3	0.8	0.4	0.6	-	0.5	0.4	-	-	-	1.3	14.8
<i>Item 31310 Subject A01b</i>	<i>N 2200</i>	<i>1018</i>	<i>1096</i>	<i>1446</i>	<i>221</i>	<i>400</i>	<i>563</i>	<i>789</i>	<i>450</i>	<i>1737</i>	<i>396</i>	<i>1133</i>	<i>463</i>	<i>185</i>	<i>362</i>	<i>29</i>

* = less than .05 percent.

DESCRIPTIVE RESULTS: 2005

251

QUESTIONNAIRE FORM 6 2005	TOTAL	SEX		RACE		REGION				COLLEGE PLANS?		ILLICIT DRUG USE: LIFETIME				
		M	F	White	Black	NE	NC	S	W	Yes	No	None	Mari- juana Only	Few Pills	More Pills	Any Her- oin
<i>N (Weighted No. of Cases):</i>	2560	1183	1221	1591	279	502	619	913	525	1918	453	1279	542	220	408	31
<i>% of Weighted Total:</i>	100.0	46.2	47.7	62.2	10.9	19.6	24.2	35.7	20.5	74.9	17.7	50.0	21.2	8.6	15.9	1.2
D20I: . . . taken Vicodin (without a doctor's orders)																
1. 0 occasions	91.3	89.4	93.3	89.7	95.4	91.1	89.9	92.2	91.6	92.7	85.1	100.0	100.0	87.6	59.8	33.3
2. 1-2	3.3	3.2	3.0	3.9	1.5	3.5	3.5	2.6	4.0	2.5	6.8	-	-	10.5	13.0	16.1
3. 3-5	2.0	2.7	1.4	2.3	2.1	1.7	1.8	2.4	1.8	2.1	2.0	-	-	1.1	10.9	7.2
4. 6-9	1.4	1.7	1.0	1.7	0.3	0.4	1.9	1.5	1.3	1.3	1.6	-	-	0.3	7.4	8.4
5. 10-19	1.0	1.8	0.3	1.3	-	1.9	1.0	0.5	1.0	0.5	2.9	-	-	-	4.7	14.6
6. 20-39	0.4	0.2	0.6	0.5	-	0.7	0.8	0.1	-	0.3	0.9	-	-	-	1.7	7.3
7. 40 or more	0.7	1.0	0.3	0.6	0.7	0.6	1.1	0.7	0.2	0.7	0.8	-	-	0.4	2.5	13.1
<i>Item 31320 Subject A01b</i>	<i>N</i> 2205	1025	1094	1447	223	402	565	788	449	1736	399	1134	465	184	365	29
D20J: . . . taken Rohypnol ("rophies," "roofies")																
1. 0 occasions	99.0	99.3	98.9	99.1	99.3	98.8	99.0	98.6	99.7	99.1	98.4	100.0	100.0	98.1	96.5	86.2
2. 1-2	0.4	0.1	0.7	0.5	-	0.2	0.5	0.6	0.3	0.4	0.3	-	-	1.5	1.5	2.7
3. 3-5	0.1	0.1	0.1	0.2	-	0.6	0.1	-	-	0.1	0.4	-	-	-	0.6	3.0
4. 6-9	0.1	0.3	-	0.1	-	-	0.3	0.2	-	0.1	0.5	-	-	-	0.4	6.4
5. 10-19	*	-	0.1	*	-	0.1	-	-	-	*	-	-	-	-	0.2	-
6. 20-39	0.1	-	0.2	-	0.3	-	0.1	0.3	-	0.1	-	-	-	0.4	0.5	-
7. 40 or more	0.1	0.2	0.1	0.1	0.3	0.3	0.1	0.2	-	0.1	0.4	-	-	-	0.3	1.8
<i>Item 29785 Subject A01b</i>	<i>N</i> 2188	1015	1087	1436	222	399	560	783	446	1729	391	1130	461	183	357	28
D20K: . . . drunk flavored alcoholic beverages, sometimes called "alcopops" (like Mike's Hard Lemonade, Skyy Blue, Smirnoff Ice, Zima)? (Do not include regular liquor, beer, wine, or wine coolers.)																
1. 0 occasions	48.6	51.6	45.3	43.3	59.8	41.2	47.0	51.2	52.5	48.4	48.1	65.6	33.9	27.3	26.3	20.8
2. 1-2	15.5	13.2	17.5	16.4	17.7	15.0	15.5	15.4	16.1	16.8	9.5	15.2	16.4	22.9	12.8	3.5
3. 3-5	10.4	10.6	10.7	11.4	7.2	13.8	10.0	8.6	11.0	11.0	9.2	8.4	13.1	15.3	10.9	15.1
4. 6-9	9.8	9.0	10.7	11.5	7.1	11.8	10.8	9.1	7.9	9.9	9.5	5.1	16.8	14.9	12.4	11.7
5. 10-19	7.9	7.9	8.1	8.9	4.0	7.9	9.0	7.9	6.6	7.4	9.2	3.1	10.0	11.5	17.9	19.0
6. 20-39	2.9	2.7	3.3	3.1	1.7	3.3	2.7	3.0	2.8	2.8	3.5	0.8	4.8	5.9	5.7	4.3
7. 40 or more	4.9	5.0	4.5	5.4	2.5	6.9	5.0	4.7	3.2	3.7	10.9	1.7	5.0	2.1	13.9	25.6
<i>Item 31350 Subject A01b</i>	<i>N</i> 2194	1017	1092	1447	217	400	563	781	450	1729	395	1123	465	185	363	29

*=less than .05 percent.

Cross-Time Index of Questionnaire Items, 1976–2005

Introduction to the Indexing Conventions

Beginning with the 1982 volume, the cross-time index of question locations is organized first by subject area (see Table 4 for a complete listing). Within each subject area, questions are listed in numerical sequence according to item reference number, which is the unique numerical identifier assigned to each question in the study.

The Question Index may be used in two major ways:

1. **Locating a Question across Years.** Having located a question of interest in the Descriptive Results section, the reader may determine in what other years that same question has appeared by simply looking it up by subject area and item reference number. The index will show all years in which that item has appeared and also its location each year (by questionnaire form, section, and item number). All items will retain their unique reference numbers in future years as well and, thus, may be located in exactly the same way in subsequent volumes in this series. The 1975 index entries are not included in this volume but may be found in any volume prior to the 1997 volume.

Example: A reader interested in a particular item about the nation finding technological solutions to problems would note that it has been classified under subject area I01 ("Expectations concerning societal change") and that it has been assigned item reference number 10940. The index entry for item 10940 shows that this item has appeared in Section D of questionnaire Form 4 in all annual surveys in the series. Its question number was D03c in 1976–81 and D10c thereafter.

2. **Locating Questions by Subject Area.** Given an interest in some particular subject area, one can quickly scan the index to locate all questions dealing with that area. Table 4 lists all the subject areas into which items are classified, along with the alphanumeric code assigned to each area.

Example: A reader interested in items dealing with religion should first locate the relevant code in Table 4: Code G, "Religion." The second step is to scan that section of the item index, noting for every item its item reference number and page location in this volume. The reader may or may not find the abbreviated description of the item (given in the third column of the index and further described below) helpful in deciding whether to look up a particular item in the Descriptive Results section. Some of these descriptions are rather clear as to their meaning, but others are less so.

Definitions of Column Headings

The definitions of column headings, and the conventions used for the entries in each column, are given below under the number indicated in the following key.

① **Item Reference Number.** A unique identification number is assigned to each question for the duration of this research and reporting series. It appears below that question in the Descriptive Results section, as well as in this index and the indices of all other volumes in this series.

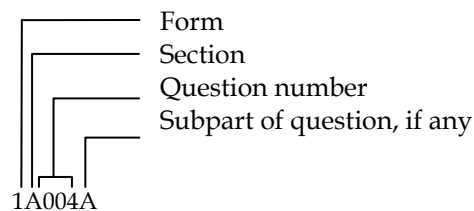
② **Page Location.** The second column of the Question Index gives the page number of the present volume on which a verbatim statement of the question may be found along with this year's descriptive results. For drug use questions

appearing in the combined Forms 1-6 section, the page number given for the Form 1 question is the location of the question in Form 1 only. The page number given for the Form 2-6 question is the location of the question in the combined Forms 1-6 section. Table 3 in the Introduction to this volume lists all drug use questions by the form(s) in which they appear.

③ **Item Description (Abbreviated).** This is a brief mnemonic description—up to 16 characters in length—that attempts to characterize the content of the question. Originally developed for question identification on OSIRIS computer files, it may in many cases allow one to determine the relevance of the question to one's own interest and thus reduce the number of irrelevant questions that must be looked up in the Descriptive Results section.

④ **Questionnaire Location by Year.** An entry is provided for every year in which an item appeared in one of the study's questionnaire forms. The six (or fewer) characters constituting the entry indicate the form in which the question appeared, the section of that form, and the question number. Take as an example the questionnaire

location 1A004A. This location code indicates that the question appeared in Form 1, Section A and was labeled as question 4a.



Occasionally an entry will be followed by an asterisk (*). This indicates that there was a change (usually minor) in the wording of the question and/or the answer alternatives in that year.

⑤ **Subject Area.** Table 4 shows the subject content areas that have been distinguished here and gives the alphanumeric code assigned to each of them. Every question item in the index has been classified into (and listed under) one or more of the subject areas, and the index (beginning with the 1982 volume) has been organized by subject area.

1	2	3	4
Item Reference Number	Page Loc. in this Volume	ITEM DESCRIPTION (ABBREVIATED)	QUESTIONNAIRE LOCATION BY YEAR (FORM, SECTION, AND QUESTION NUMBER) 1976 1977 1978 1979 1980 1981 1982 1983 1984 1985 1986 1987

A01a: DRUGS. Number of uses in lifetime

00760	44	EVR SMK CIG,REG	1B001	1B001	1B001	1B001	1B001	1B001	1B001	1B001	1B001	1B001	1B001	1B001	1B001	1B001
00760	24	EVR SMK CIG,REGL	2B01	2B01	2B01	2B01	2B01	2B01	2B01	2B01	2B01	2B01	2B01	2B01	2B01	2B01
00760	24	EVR SMK CIG,REGL	3B01	3B01	3B01	3B01	3B01	3B01	3B01	3B01	3B01	3B01	3B01	3B01	3B01	3B01
00760	24	EVR SMK CIG,REGL	4B01	4B01	4B01	4B01	4B01	4B01	4B01	4B01	4B01	4B01	4B01	4B01	4B01	4B01
00760	24	EVR SMK CIG,REGL	5B01	5B01	5B01	5B01	5B01	5B01	5B01	5B01	5B01	5B01	5B01	5B01	5B01	5B01
00760	24	EVR SMK CIG,REGL														
00790	24	EVER DRINK	2B03	2B03	2B03	2B03	2B03	2B03	2B03	2B03	2B03	2B03	2B03	2B03	2B03	2B03
00790	24	EVER DRINK	3B03	3B03	3B03	3B03	3B03	3B03	3B03	3B03	3B03	3B03	3B03	3B03	3B03	3B03
00790	24	EVER DRINK	4B03	4B03	4B03	4B03	4B03	4B03	4B03	4B03	4B03	4B03	4B03	4B03	4B03	4B03
00790	24	EVER DRINK	5B03	5B03	5B03	5B03	5B03	5B03	5B03	5B03	5B03	5B03	5B03	5B03	5B03	5B03
00790	24	EVER DRINK														
00810	46	#X DRNK/LIFETIM	1B007A	1B007A	1B007A	1B007A	1B007A	1B007A	1B007A	1B007A	1B007A	1B007A	1B007A	1B007A	1B007A	1B007A
00810	25	#X DRNK/LIFETIM	2B04A	2B04A	2B04A	2B04A	2B04A	2B04A	2B04A	2B04A	2B04A	2B04A	2B04A	2B04A	2B04A	2B04A
00810	25	#X DRNK/LIFETIM	3B04A	3B04A	3B04A	3B04A	3B04A	3B04A	3B04A	3B04A	3B04A	3B04A	3B04A	3B04A	3B04A	3B04A
00810	25	#X DRNK/LIFETIM	4B04A	4B04A	4B04A	4B04A	4B04A	4B04A	4B04A	4B04A	4B04A	4B04A	4B04A	4B04A	4B04A	4B04A
00810	25	#X DRNK/LIFETIM	5B04A	5B04A	5B04A	5B04A	5B04A	5B04A	5B04A	5B04A	5B04A	5B04A	5B04A	5B04A	5B04A	5B04A
00810	25	#X DRNK/LIFETIM														
00860	26	#XMJ+HS/LIFETIME	2B07A	2B07A	2B07A	2B07A	2B07A	2B07A	2B07A	2B07A	2B07A	2B07A	2B07A	2B07A	2B07A	2B07A
00860	26	#XMJ+HS/LIFETIME	3B07A	3B07A	3B07A	3B07A	3B07A	3B07A	3B07A	3B07A	3B07A	3B07A	3B07A	3B07A	3B07A	3B07A
00860	26	#XMJ+HS/LIFETIME	4B07A	4B07A	4B07A	4B07A	4B07A	4B07A	4B07A	4B07A	4B07A	4B07A	4B07A	4B07A	4B07A	4B07A
00860	26	#XMJ+HS/LIFETIME	5B07A	5B07A	5B07A	5B07A	5B07A	5B07A	5B07A	5B07A	5B07A	5B07A	5B07A	5B07A	5B07A	5B07A
00860	26	#XMJ+HS/LIFETIME														
00890	54	#X LSD/LIFETIME	1B029A	1B029A	1B029A	1B029A	1B029A	1B029A	1B029A	1B033A	1B033A	1B033A	1B033A	1B033A	1B033A	1B033A
00890	26	#X LSD/LIFETIME	2B08A	2B08A	2B08A	2B08A	2B08A	2B08A	2B08A	2B08A	2B08A	2B08A	2B08A	2B08A	2B08A	2B08A
00890	26	#X LSD/LIFETIME	3B08A	3B08A	3B08A	3B08A	3B08A	3B08A	3B08A	3B08A	3B08A	3B08A	3B08A	3B08A	3B08A	3B08A
00890	26	#X LSD/LIFETIME	4B08A	4B08A	4B08A	4B08A	4B08A	4B08A	4B08A	4B08A	4B08A	4B08A	4B08A	4B08A	4B08A	4B08A
00890	26	#X LSD/LIFETIME	5B08A	5B08A	5B08A	5B08A	5B08A	5B08A	5B08A	5B08A	5B08A	5B08A	5B08A	5B08A	5B08A	5B08A
00890	26	#X LSD/LIFETIME														
00920	57	#X PSYD/LIFETIM	1B038A	1B038A	1B038A	1B038A	1B038A	1B038A	1B038A	1B042A	1B042A	1B042A	1B042A	1B042A	1B042A	1B042A
00920	27	#X PSYD/LIFETIM	2B09A	2B09A	2B09A	2B09A	2B09A	2B09A	2B09A	2B09A	2B09A	2B09A	2B09A	2B09A	2B09A	2B09A
00920	27	#X PSYD/LIFETIM	3B09A	3B09A	3B09A	3B09A	3B09A	3B09A	3B09A	3B09A	3B09A	3B09A	3B09A	3B09A	3B09A	3B09A
00920	27	#X PSYD/LIFETIM	4B09A	4B09A	4B09A	4B09A	4B09A	4B09A	4B09A	4B09A	4B09A	4B09A	4B09A	4B09A	4B09A	4B09A
00920	27	#X PSYD/LIFETIM	5B09A	5B09A	5B09A	5B09A	5B09A	5B09A	5B09A	5B09A	5B09A	5B09A	5B09A	5B09A	5B09A	5B09A
00920	27	#X PSYD/LIFETIM														
00950		#X COKE/LIFETIME	1B076A	1B076A	1B076A	1B076A	1B076A	1B076A	1B076A	1B076A	1B076A	1B076A	1B076A	1B076A	1B076A	1B076A
00950	27	#X COKE/LIFETIME	2B10A	2B10A	2B10A	2B10A	2B10A	2B10A	2B10A	2B10A	2B10A	2B10A	2B10A	2B10A	2B10A	2B10A
00950		#X COKE/LIFETIME	3B10A	3B10A	3B10A	3B10A	3B10A	3B10A	3B10A	3B10A	3B10A	3B10A	3B10A	3B10A	3B10A	3B10A
00950		#X COKE/LIFETIME	4B10A	4B10A	4B10A	4B10A	4B10A	4B10A	4B10A	4B10A	4B10A	4B10A	4B10A	4B10A	4B10A	4B10A
00950	27	#X COKE/LIFETIME	5B10A	5B10A	5B10A	5B10A	5B10A	5B10A	5B10A	5B10A	5B10A	5B10A	5B10A	5B10A	5B10A	5B10A
00950		#X COKE/LIFETIME														
00980	60	#X AMPH/LIFETIM	1B043A	1B043A	1B043A	1B043A	1B043A	1B043A	1B043A	1B043A	1B043A	1B043A	1B043A	1B043A	1B043A	1B043A
00980	29	#X AMPH/LIFETIM	2B11A	2B11A	2B11A	2B11A	2B11A	2B11A	2B11A	2B11A	2B11A	2B11A	2B11A	2B11A	2B11A	2B11A
00980	29	#X AMPH/LIFETIM														
00980	29	#X AMPH/LIFETIM														
00980	29	#X AMPH/LIFETIM														
00980	29	#X AMPH/LIFETIM														

Table 4
Subject Area Key
(Referenced by Letter in the Question Index)

A. Drugs. Drug use and related attitudes and beliefs, drug availability and exposure, surrounding conditions and social meaning of drug use. Views of significant others regarding drugs.	262
A01... Use of Various Licit and Illicit Drugs.....	262
A01a. - . . . in lifetime.....	262
A01b. - . . . in last 12 months.....	264
A01c. - . . . in last 30 days.....	268
A01d. -Quantity used	272
A01e. -How high? (How often?).....	272
A01f. -How long high?	272
A01g. -Incidence of first use	274
A01h. -Use with other drugs	274
A01i. -Tried to stop	276
A01j. -Use on doctor's orders?	276
A01k. -Bad trip?	278
A01l. -Kinds of drugs	278
A01m. -Cost.....	278
A02. Exposure to Drug Use	280
A02a. -Friends' use	280
A02b. -Exposure to users	280
A02c. -Exposure through the media	282
A03. Availability of Drugs	282
A03a. -Availability	282
A03b. -Purchase	282
A04. Expected Future Use.....	282
A04a. -Expected future use among all respondents	282
A04b. -Expected future use among nonusers.....	284
A05. Conditions of Use	284
A05a. -Alone.....	284
A05b. -With others.....	284
A05c. -Settings of use (at school, at home, etc.).....	284
A05d. -Mode of drug administration.....	286
A06. Reasons for Use, Abstinence, and Stopping.....	288
A06a. -Reasons for use.....	288
A06b. -Reasons for abstinence from or stopping drug use	290
A06c. -Worries about the consequences of quitting	292
A07. Drug Problems	292
A07a. -Driving, tickets, and accidents after use	292
A07b. -Other problems	294
A08a. Sources of Help, Treatment Regarding Drugs.....	294
A09. Others' Awareness of Use.....	296
A09a. -Parental awareness of use	296
A09b. -Others' awareness of use.....	296
A09c. -Police awareness of use	296

Table 4 (continued)

A10. Drug Education and Communication.....	296
A10a. –In school.....	296
A10b. –In the mass media	296
A11. Own Attitudes Regarding Drugs and Drug Users.....	296
A11a. –Own attitudes about use by adults	296
A11b. –Own attitudes regarding drugs for own children	298
A11c. –Own perceptions of users	298
A11d. –Own attitudes about use by people of high school age	300
A12. Others' Attitudes Regarding Drugs and Drug Users	300
A12a. –Parents' attitudes regarding drugs	300
A12b. –Friends' and fellow students' attitudes regarding drugs	300
A12c. –Perception of drug users	302
A13. Legal Issues Regarding Drugs	302
A13a. –Preferred legality for adults	302
A13b. –Own response to legalization	302
A13c. –Knowledge of marijuana laws.....	304
A14. Risk of Drug Harm	304
A14a. –To self.....	304
A14b. –To others	306
A15a. Admitting Use in Questionnaire.....	306
A16a. Parent Groups	306
A17. Role Models in the Larger Environment	306
A17a. –Perceived use of drugs by role models	306
A17b. –Perceived attitudes toward drugs by role models.....	306
A18. Promotional Activities.....	308
A18a. –Advertising	308
A18b. –Logos	308
A18c. –Coupons	308
A18d. –Free samples.....	308
A18e. –Movies or television.....	308
B. Education.....	308
B01. High school: scholastic status, objectives, experiences	308
B02. Combining work and school: attitudes, experiences	310
B03. Interracial contact at school.....	310
B04. Student norms, misbehavior in class.....	310
B05. Counseling	312
B06. Absenteeism and truancy	312
B07. Delinquency, victimization, and feeling safe at school.....	312
B08. Competency testing	314
B09. Post-high school: status, plans, characteristics	314
B10. Attitudes regarding educational institutions.....	316
B11. High school: length of experiences.....	316

Table 4 (continued)

C. Work and Leisure.	316
C01. Present or recent work experience.....	316
C02. Income sources; financial security.....	318
C03. Vocational plans, aspirations, expectations.....	318
C04. Preferences regarding job characteristics	318
C05. Desirability of different working arrangements and settings.....	320
C06. Work ethic/success orientation	320
C07. Leisure time: extent, activities.....	320
C08. Attitudes toward leisure time	322
C09. Computer use	322
D. Sex Roles and Family.	322
D01. Dating and marriage: status, attitudes, expectations.....	322
D02. Parenthood: status, attitudes, expectations	324
D03. Values surrounding marriage and family	324
D04. Preferences regarding marital/familial arrangements.....	324
D05. Sex role attitudes.....	326
D06. Opinions regarding gender discrimination.....	326
E. Population Concerns.	326
E01. Overpopulation.....	326
E02. Birth control.....	326
F. Conservation, Materialism, Equity, etc.	326
F01. Personal materialism.....	326
F02. Societal materialism and advertising.....	328
F03. Concern with world hunger and poverty	328
F04. Ecological concerns.....	328
F05. Concern with conservation of resources.....	330
F06. Preferences regarding dwelling type and urbanicity	330
F07. Driving and use of mass transit	330
G. Religion. Religious preferences, activities, views.....	330

Table 4 (continued)

H. Politics.	332
H01. Political interest and preferences	332
H02. Attitudes toward governmental policies and practices	332
H03. Views about the role of citizens in government (see also I02)	332
H04. Confidence in government	332
H05. Voting, political activism	332
I. Social Change.	334
I01. Expectations concerning societal change	334
I02. Attitudes regarding activism	334
I03. Reactions to personal and social change	334
J. Social Problems. Interest and concerns.	334
K. Major Social Institutions.	336
K01. Trust (see also C05)	336
K02. Satisfaction with performance	336
K03. Preferred influence	336
L. Military.	336
L01. Plans for military service	336
L02. Attitudes toward a draft	338
L03. Views about the use of military force	338
L04. Attitudes toward the military as an institution and occupation	338
M. Interpersonal Relationships.	338
M01. Dating	338
M02. Cross-age relationships with adults outside the family (see also B05)	338
M03. Agreement/disagreement with parents	338
M04. Friendships (see also Q03)	340
M05. Community at large	340
N. Race Relations.	340
N01. Preferred interracial contact	340
N02. Attitudes toward discrimination	340
N03. Actual interracial contacts	342

Table 4 (continued)

O. Concern for Others.....	342
O01. Attitudes regarding social service, charitable activism	342
O02. Involvement in community, altruistic activities	342
O03. Concern with the problems of others.....	342
P. Happiness.	342
P01. Happiness, satisfaction with life and self	342
P02. Satisfaction with specific life domains	344
Q. Other Personality Variables.	344
Q01. Attitudes about self, self-esteem	344
Q02. Locus of control.....	344
Q03. Loneliness	346
Q04. Risk taking	346
Q05. Trust in others	346
Q06. (Changed to subject areas T01-T04).....	354
Q07. Importance placed on various life goals.....	346
Q08. Social, political, cultural orientation.....	346
Q09. Hostility.....	346
R. Background.....	348
R01. Age, sex, race, and marital status	348
R02. Family characteristics.....	348
R03. Living arrangements and household characteristics	350
S. Deviance and Victimization.....	352
S01. Delinquent behaviors	352
S02. Driving violations and accidents	352
S03. Victimization experiences.....	354
T. Health	354
T01. Symptoms	354
T02. Habits	354
T03. Height and weight.....	356
T04. Medical treatment.....	356

The Question Index begins on the following page.

A01a: DRUGS. Number of uses in lifetime (continued)

A01b: DRUGS. Number of uses in last 12 months

*=item text changed from previous year



Item Ref. No.	Page Loc. in Vol.	ITEM DESCRIPTION (ABBREVIATED)	QUESTIONNAIRE LOCATION BY YEAR (FORM, SECTION, AND QUESTION NUMBER)												
			1976	1977	1978	1979	1980	1981	1982	1983	1984	1985	1986	1987	1988

A01b: DRUGS. Number of uses in last 12 months (continued)

00930	33	#X PSYD/LAST12MO	3B09B	3B09B	3B09B	3B09B	3B09B	3B09B	3B09B	3B09B	3B09B	3B09B	3B09B	3B09B	3B09B
00930	33	#X PSYD/LAST12MO	4B09B	4B09B	4B09B	4B09B	4B09B	4B09B	4B09B	4B09B	4B09B	4B09B	4B09B	4B09B	4B09B
00930	33	#X PSYD/LAST12MO	5B09B	5B09B	5B09B	5B09B	5B09B	5B09B	5B09B	5B09B	5B09B	5B09B	5B09B	5B09B	5B09B
00930	33	#X PSYD/LAST12MO													
00960		#X COKE/LAST12MO	1B076B	1B076B	1B076B	1B076B	1B076B	1B076B	1B083B	1B083B	1B083B	1B083B	1B083B		
00960	33	#X COKE/LAST12MO	2B10B	2B10B	2B10B	2B10B	2B10B	2B10B	2B10B	2B10B	2B10B	2B10B	2B10B	2B10B	2B10B
00960		#X COKE/LAST12MO	3B10B	3B10B	3B10B	3B10B	3B10B	3B10B	3B10B	3B10B	3B10B	3B10B	3B10B	3B10B	3B10B
00960		#X COKE/LAST12MO	4B10B	4B10B	4B10B	4B10B	4B10B	4B10B	4B10B	4B10B	4B10B	4B10B	4B10B	4B10B	4B10B
00960	33	#X COKE/LAST12MO	5B10B	5B10B	5B10B	5B10B	5B10B	5B10B	5B10B	5B10B	5B10B	5B10B	5B10B	5B10B	5B10B
00960		#X COKE/LAST12MO													
00990	70	#X AMPH/LAST12M	1B043B	1B043B	1B043B	1B043B	1B043B	1B043B	1B050B*	1B050B	1B050B	1B050B	1B050B	1B050B	1B050B
00990	35	#X AMPH/LAST12MO	2B11B	2B11B	2B11B	2B11B	2B11B	2B11B	2B11B*	2B11B	2B11B	2B11B	2B11B	2B11B	2B11B
00990	35	#X AMPH/LAST12MO	3B11B	3B11B	3B11B	3B11B	3B11B	3B11B	3B11B	3B11B	3B11B	3B11B	3B11B	3B11B	3B11B
00990	35	#X AMPH/LAST12MO	4B11B	4B11B	4B11B	4B11B	4B11B	4B11B	4B11B*	4B11B	4B11B	4B11B	4B11B	4B11B	4B11B
00990	35	#X AMPH/LAST12MO	5B11B	5B11B	5B11B	5B11B	5B11B	5B11B	5B11B	5B11B	5B11B	5B11B	5B11B	5B11B	5B11B
00990	35	#X AMPH/LAST12MO													
01020	74	#X QUAD/LAST12M	1B053B	1B053B	1B053B	1B053B	1B053B	1B053B	1B060B	1B060B	1B060B	1B060B	1B060B	1B060B	1B060B
01020		#X QUAD/LAST12MO	2B12B	2B12B	2B12B	2B12B	2B12B	2B12B	2B12B	2B12B	2B12B	2B12B	2B12B	2B12B	2B12B
01020		#X QUAD/LAST12MO	3B12B	3B12B	3B12B	3B12B	3B12B	3B12B	3B12B	3B12B	3B12B	3B12B	3B12B	3B12B	3B12B
01020		#X QUAD/LAST12MO	4B12B	4B12B	4B12B	4B12B	4B12B	4B12B	4B12B	4B12B	4B12B	4B12B	4B12B	4B12B	4B12B
01020		#X QUAD/LAST12MO	5B12B	5B12B	5B12B	5B12B	5B12B	5B12B	5B12B	5B12B	5B12B	5B12B	5B12B	5B12B	5B12B
01020		#X QUAD/LAST12MO													
01050		#X BRBT/LAST12M	1B057B	1B057B	1B057B	1B057B	1B057B	1B057B	1B064B	1B064B	1B064B	1B064B	1B064B	1B064B	1B064B
01050		#X BRBT/LAST12MO	2B13B	2B13B	2B13B	2B13B	2B13B	2B13B	2B13B	2B13B	2B13B	2B13B	2B13B	2B13B	2B13B
01050		#X BRBT/LAST12MO	3B13B	3B13B	3B13B	3B13B	3B13B	3B13B	3B13B	3B13B	3B13B	3B13B	3B13B	3B13B	3B13B
01050		#X BRBT/LAST12MO	4B13B	4B13B	4B13B	4B13B	4B13B	4B13B	4B13B	4B13B	4B13B	4B13B	4B13B	4B13B	4B13B
01050		#X BRBT/LAST12MO	5B13B	5B13B	5B13B	5B13B	5B13B	5B13B	5B13B	5B13B	5B13B	5B13B	5B13B	5B13B	5B13B
01050		#X BRBT/LAST12MO													
01052	75	#X SED/BARB/12MO													
01052	37	#X SED/BARB/12MO													
01052	37	#X SED/BARB/12MO													
01052	37	#X SED/BARB/12MO													
01080	76	#X TRQL/LAST12M	1B067B	1B067B	1B067B	1B067B	1B067B	1B067B	1B074B	1B074B	1B074B	1B074B	1B074B	1B074B	1B074B
01080	38	#X TRQL/LAST12MO	2B14B	2B14B	2B14B	2B14B	2B14B	2B14B	2B14B	2B14B	2B14B	2B14B	2B14B	2B14B	2B14B
01080	38	#X TRQL/LAST12MO	3B14B	3B14B	3B14B	3B14B	3B14B	3B14B	3B14B	3B14B	3B14B	3B14B	3B14B	3B14B	3B14B
01080	38	#X TRQL/LAST12MO	4B14B	4B14B	4B14B	4B14B	4B14B	4B14B	4B14B	4B14B	4B14B	4B14B	4B14B	4B14B	4B14B
01080	38	#X TRQL/LAST12MO	5B14B	5B14B	5B14B	5B14B	5B14B	5B14B	5B14B	5B14B	5B14B	5B14B	5B14B	5B14B	5B14B
01080	38	#X TRQL/LAST12MO													
01110	84	#X "H"/LAST 12MO	1B085B	1B085B	1B085B	1B085B	1B085B	1B085B	1B092B	1B092B	1B092B	1B092B	1B092B	1B092B	1B092B
01110		#X "H"/LAST 12MO	2B15B	2B15B	2B15B	2B15B	2B15B	2B15B	2B15B	2B15B	2B15B	2B15B	2B15B	2B15B	2B15B
01110	38	#X "H"/LAST 12MO	3B15B	3B15B	3B15B	3B15B	3B15B	3B15B	3B15B	3B15B	3B15B	3B15B	3B15B	3B15B	3B15B
01110	38	#X "H"/LAST 12MO	4B15B	4B15B	4B15B	4B15B	4B15B	4B15B	4B15B	4B15B	4B15B	4B15B	4B15B	4B15B	4B15B
01110		#X "H"/LAST 12MO	5B15B	5B15B	5B15B	5B15B	5B15B	5B15B	5B15B	5B15B	5B15B	5B15B	5B15B	5B15B	5B15B
01110		#X "H"/LAST 12MO													
01140	85	#X NARC/LAST12M	1B095B	1B095B	1B095B	1B095B	1B095B	1B095B	1B094B	1B094B	1B094B	1B094B	1B094B	1B094B	1B094B
01140	40	#X NARC/LAST12MO	2B16B	2B16B	2B16B	2B16B	2B16B	2B16B	2B16B	2B16B	2B16B	2B16B	2B16B	2B16B	2B16B
01140	40	#X NARC/LAST12MO	3B16B	3B16B	3B16B	3B16B	3B16B	3B16B	3B16B	3B16B	3B16B	3B16B	3B16B	3B16B	3B16B
01140	40	#X NARC/LAST12MO	4B16B	4B16B	4B16B	4B16B	4B16B	4B16B	4B16B	4B16B	4B16B	4B16B	4B16B	4B16B	4B16B
01140	40	#X NARC/LAST12MO	5B16B	5B16B	5B16B	5B16B	5B16B	5B16B	5B16B	5B16B	5B16B	5B16B	5B16B	5B16B	5B16B
01140	40	#X NARC/LAST12MO													
01170	41	#X INHL/LAST12MO	2B17B	2B17B	2B17B	2B17B	2B17B	2B17B	2B17B	2B17B	2B17B	2B17B	2B17B	2B17B	2B17B
01170	41	#X INHL/LAST12MO	3B17B	3B17B	3B17B	3B17B	3B17B	3B17B	3B17B	3B17B	3B17B	3B17B	3B17B	3B17B	3B17B
01170		#X INHL/LAST12MO	4B17B	4B17B	4B17B	4B17B	4B17B	4B17B	4B17B	4B17B	4B17B	4B17B	4B17B	4B17B	4B17B
01170	41	#X INHL/LAST12MO	5B17B	5B17B	5B17B	5B17B	5B17B	5B17B	5B17B	5B17B	5B17B	5B17B	5B17B	5B17B	5B17B
01170		#X INHL/LAST12MO													
01182	126	#X PCP/LAST12MO				2E02B	2E02B	2E02B	2E02B	2E02B	2E02B	2E02B	2E02B	2E04B*	2E04B
01185	126	#X PPRS/LAST12MO				2E03B	2E03B	2E03B	2E03B	2E03B	2E03B	2E03B	2E03B	2E05B*	2E05B
02050	59	#X HASH/LAST12M	1B018B	1B018B	1B018B	1B018B	1B018B	1B018B	1B018B	1B018B	1B018B	1B018B	1B018B	1B018B	1B018B
02080	60	#X MARJ/LAST12M	1B019B	1B019B	1B019B	1B019B	1B019B	1B019B	1B019B	1B019B	1B019B	1B019B	1B019B	1B019B	1B019B
08520		12MO,#OCC PAINRF	3A27A	3A27A	3A27A	3A27A	3A27A	3A27A	3A27A	3A27A	3A27A	3A27A	3A27A	3A27A	3A27A
08530		12MO,#OCC SLP PL	3A27B	3A27B	3A27B	3A27B	3A27B	3A27B	3A27B	3A27B	3A27B	3A27B	3A27B	3A27B	3A27B
08540		12MO,#OCC AWK PL	3A27C	3A27C	3A27C	3A27C	3A27C	3A27C	3A27C	3A27C	3A27C	3A27C	3A27C	3A27C	3A27C
08550		12MO,#OCC CALM P	3A27D	3A27D	3A27D	3A27D	3A27D	3A27D	3A27D	3A27D	3A27D	3A27D	3A27D	3A27D	3A27D
11010	181	#X BEER/LAST12MO	4D04B	4D04B	4D04B	4D04B	4D04B	4D04B	4D11B	4D11B	4D11B	4D11B	4D11B	4D11B	4D11B
11050	182	#X WINE/LAST12MO	4D06B	4D06B	4D06B	4D06B	4D06B	4D06B	4D13B	4D13B	4D13B	4D13B	4D13B	4D13B	4D13B
11090	183	#X LIQR/LAST12MO	4D08B	4D08B	4D08B	4D08B	4D08B	4D08B	4D15B	4D15B	4D15B	4D15B	4D15B	4D15B	4D15B
21230	68	#X DIETPILL/12M							1B046B	1B046B	1B046B	1B046B	1B046B	1B046B	1B046B
21260	68	#X STA-AWAK/12M							1B047B	1B047B	1B047B	1B047B	1B047B	1B047B	1B047B
21290	69	#X LOOKALIK/12M							1B048B	1B048B	1B048B	1B048B	1B048B	1B048B	1B048B
22270	80	#X CRACK/LST12M												1B084B	1B084B
22270	34	#X CRACK/LAST12M												2E03B	2E03B
22270	34	#X CRACK/LAST12M													
22270	34	#X CRACK/LAST12M													
22270	34	#X CRACK/LAST12M													
22270	34	#X CRACK/LAST12M													
22330	80	#XOTH COKE/12MO												1B085B	1B085B

* = item text changed from previous year

[illegible]

A01b: DRUGS. Number of uses in last 12 months (continued)

[illegible]

*=item text changed from previous year

[illegible]

269

A01b: DRUGS. Number of uses in last 12 months (continued)

A01c: DRUGS. Number of uses in last 30 days

*=item text changed from previous year



Item Ref. No.	Page Loc. in Vol.	ITEM DESCRIPTION (ABBREVIATED)	QUESTIONNAIRE LOCATION BY YEAR (FORM, SECTION, AND QUESTION NUMBER)												
			1976	1977	1978	1979	1980	1981	1982	1983	1984	1985	1986	1987	1988

A01c: DRUGS. Number of uses in last 30 days (continued)

00970		#X COKE/LAST30DA	1B076C	1B076C	1B076C	1B076C	1B076C	1B076C	1B083C	1B083C	1B083C	1B083C	1B083C		
00970	33	#X COKE/LAST30DA	2B10C	2B10C	2B10C	2B10C	2B10C	2B10C	2B10C	2B10C	2B10C	2B10C	2B10C	2B10C	2B10C
00970		#X COKE/LAST30DA	3B10C	3B10C	3B10C	3B10C	3B10C	3B10C	3B10C	3B10C	3B10C	3B10C	3B10C	3B10C	3B10C
00970		#X COKE/LAST30DA	4B10C	4B10C	4B10C	4B10C	4B10C	4B10C	4B10C	4B10C	4B10C	4B10C	4B10C	4B10C	4B10C
00970	33	#X COKE/LAST30DA	5B10C	5B10C	5B10C	5B10C	5B10C	5B10C	5B10C	5B10C	5B10C	5B10C	5B10C	5B10C	5B10C
00970		#X AMPH/LAST30DA													
01000	70	#X AMPH/LAST30DA	1B043C	1B043C	1B043C	1B043C	1B043C	1B043C	1B050C*	1B050C	1B050C	1B050C	1B050C	1B050C	1B050C
01000	35	#X AMPH/LAST30DA	2B11C	2B11C	2B11C	2B11C	2B11C	2B11C	2B11C*	2B11C	2B11C	2B11C	2B11C	2B11C	2B11C
01000	35	#X AMPH/LAST30DA	3B11C	3B11C	3B11C	3B11C	3B11C	3B11C	3B11C	3B11C	3B11C*	3B11C	3B11C	3B11C	3B11C
01000	35	#X AMPH/LAST30DA	4B11C	4B11C	4B11C	4B11C	4B11C	4B11C	4B11C*	4B11C	4B11C	4B11C	4B11C	4B11C	4B11C
01000	35	#X AMPH/LAST30DA	5B11C	5B11C	5B11C	5B11C	5B11C	5B11C	5B11C	5B11C	5B11C*	5B11C	5B11C	5B11C	5B11C
01000	35	#X AMPH/LAST30DA													
01030	74	#X QUAD/LAST30DA	1B053C	1B053C	1B053C	1B053C	1B053C	1B053C	1B060C	1B060C	1B060C	1B060C	1B060C	1B060C	1B060C
01030		#X QUAD/LAST30DA	2B12C	2B12C	2B12C	2B12C	2B12C	2B12C	2B12C	2B12C	2B12C	2B12C	2B12C	2B12C	2B12C
01030		#X QUAD/LAST30DA	3B12C	3B12C	3B12C	3B12C	3B12C	3B12C	3B12C	3B12C	3B12C	3B12C	3B12C	3B12C	3B12C
01030		#X QUAD/LAST30DA	4B12C	4B12C	4B12C	4B12C	4B12C	4B12C	4B12C	4B12C	4B12C	4B12C	4B12C	4B12C	4B12C
01030		#X QUAD/LAST30DA	5B12C	5B12C	5B12C	5B12C	5B12C	5B12C	5B12C	5B12C	5B12C	5B12C	5B12C	5B12C	5B12C
01060		#X BRBT/LAST30D	1B057C	1B057C	1B057C	1B057C	1B057C	1B057C	1B064C	1B064C	1B064C	1B064C	1B064C	1B064C	1B064C
01060		#X BRBT/LAST30DA	2B13C	2B13C	2B13C	2B13C	2B13C	2B13C	2B13C	2B13C	2B13C	2B13C	2B13C	2B13C	2B13C
01060		#X BRBT/LAST30DA	3B13C	3B13C	3B13C	3B13C	3B13C	3B13C	3B13C	3B13C	3B13C	3B13C	3B13C	3B13C	3B13C
01060		#X BRBT/LAST30DA	4B13C	4B13C	4B13C	4B13C	4B13C	4B13C	4B13C	4B13C	4B13C	4B13C	4B13C	4B13C	4B13C
01060		#X BRBT/LAST30DA	5B13C	5B13C	5B13C	5B13C	5B13C	5B13C	5B13C	5B13C	5B13C	5B13C	5B13C	5B13C	5B13C
01062	75	#X SED/BARB/30DA													
01062	37	#X SED/BARB/30DA													
01062	37	#X SED/BARB/30DA													
01062	37	#X SED/BARB/30DA													
01062	37	#X SED/BARB/30DA													
01090	76	#X TRQL/LAST30D	1B067C	1B067C	1B067C	1B067C	1B067C	1B067C	1B074C	1B074C	1B074C	1B074C	1B074C	1B074C	1B074C
01090	38	#X TRQL/LAST30DA	2B14C	2B14C	2B14C	2B14C	2B14C	2B14C	2B14C	2B14C	2B14C	2B14C	2B14C	2B14C	2B14C
01090	38	#X TRQL/LAST30DA	3B14C	3B14C	3B14C	3B14C	3B14C	3B14C	3B14C	3B14C	3B14C	3B14C	3B14C	3B14C	3B14C
01090	38	#X TRQL/LAST30DA	4B14C	4B14C	4B14C	4B14C	4B14C	4B14C	4B14C	4B14C	4B14C	4B14C	4B14C	4B14C	4B14C
01090	38	#X TRQL/LAST30DA	5B14C	5B14C	5B14C	5B14C	5B14C	5B14C	5B14C	5B14C	5B14C	5B14C	5B14C	5B14C	5B14C
01090	38	#X TRQL/LAST30DA													
01120	84	#X "H"/LAST 30D	1B085C	1B085C	1B085C	1B085C	1B085C	1B085C	1B092C	1B092C	1B092C	1B092C	1B092C	1B092C	1B092C
01120		#X "H"/LAST 30DA	2B15C	2B15C	2B15C	2B15C	2B15C	2B15C	2B15C	2B15C	2B15C	2B15C	2B15C	2B15C	2B15C
01120	38	#X "H"/LAST 30DA	3B15C	3B15C	3B15C	3B15C	3B15C	3B15C	3B15C	3B15C	3B15C	3B15C	3B15C	3B15C	3B15C
01120	38	#X "H"/LAST 30DA	4B15C	4B15C	4B15C	4B15C	4B15C	4B15C	4B15C	4B15C	4B15C	4B15C	4B15C	4B15C	4B15C
01120		#X "H"/LAST 30DA	5B15C	5B15C	5B15C	5B15C	5B15C	5B15C	5B15C	5B15C	5B15C	5B15C	5B15C	5B15C	5B15C
01120		#X "H"/LAST 30DA													
01150	85	#X NARC/LAST30D	1B095C	1B095C	1B095C	1B095C	1B095C	1B095C	1B094C	1B094C	1B094C	1B094C	1B094C	1B094C	1B094C
01150	40	#X NARC/LAST30DA	2B16C	2B16C	2B16C	2B16C	2B16C	2B16C	2B16C	2B16C	2B16C	2B16C	2B16C	2B16C	2B16C
01150	40	#X NARC/LAST30DA	3B16C	3B16C	3B16C	3B16C	3B16C	3B16C	3B16C	3B16C	3B16C	3B16C	3B16C	3B16C	3B16C
01150	40	#X NARC/LAST30DA	4B16C	4B16C	4B16C	4B16C	4B16C	4B16C	4B16C	4B16C	4B16C	4B16C	4B16C	4B16C	4B16C
01150	40	#X NARC/LAST30DA	5B16C	5B16C	5B16C	5B16C	5B16C	5B16C	5B16C	5B16C	5B16C	5B16C	5B16C	5B16C	5B16C
01180	41	#X INHL/LAST30DA	2B17C	2B17C	2B17C	2B17C	2B17C	2B17C	2B17C	2B17C	2B17C	2B17C	2B17C	2B17C	2B17C
01180	41	#X INHL/LAST30DA	3B17C	3B17C	3B17C	3B17C	3B17C	3B17C	3B17C	3B17C	3B17C	3B17C	3B17C	3B17C	3B17C
01180		#X INHL/LAST30DA	4B17C	4B17C	4B17C	4B17C	4B17C	4B17C	4B17C	4B17C	4B17C	4B17C	4B17C	4B17C	4B17C
01180	41	#X INHL/LAST30DA	5B17C	5B17C	5B17C	5B17C	5B17C	5B17C	5B17C	5B17C	5B17C	5B17C	5B17C	5B17C	5B17C
01180		#X INHL/LAST30DA													
01183	126	#X PCP/LAST30DA				2E02C	2E02C	2E02C	2E02C	2E02C	2E02C	2E02C	2E02C	2E04C*	2E04C
01186	126	#X PPRS/LAST30DA				2E03C	2E03C	2E03C	2E03C	2E03C	2E03C	2E03C	2E03C	2E05C*	2E05C
02060	59	#X HASH/LAST30D	1B018C	1B018C	1B018C	1B018C	1B018C	1B018C	1B018C	1B018C	1B018C	1B018C	1B018C	1B018C	1B018C
02090	60	#X MARJ/LAST30D	1B019C	1B019C	1B019C	1B019C	1B019C	1B019C	1B019C	1B019C	1B019C	1B019C	1B019C	1B019C	1B019C
11020	181	#X BEER/LAST30DA	4D04C	4D04C	4D04C	4D04C	4D04C	4D04C	4D11C	4D11C	4D11C	4D11C	4D11C	4D11C	4D11C
11060	182	#X WINE/LAST30DA	4D06C	4D06C	4D06C	4D06C	4D06C	4D06C	4D13C	4D13C	4D13C	4D13C	4D13C	4D13C	4D15C
11100	183	#X LIQR/LAST30DA	4D08C	4D08C	4D08C	4D08C	4D08C	4D08C	4D15C	4D15C	4D15C	4D15C	4D15C	4D15C	4D17C
21240	68	#X DIETPILL/30D							1B046C	1B046C	1B046C	1B046C	1B046C	1B046C	1B046C
21270	69	#X STA-AWAK/30D							1B047C	1B047C	1B047C	1B047C	1B047C	1B047C	1B047C
21300	69	#X LOOKALIK/30D							1B048C	1B048C	1B048C	1B048C	1B048C	1B048C	1B048C
22240		#X SMKLESS/30 DA													
22240	237	#X SMKLESS/30 DA													
22280	80	#X CRACK/LST30D													
22280	34	#X CRACK/LAST30D												1B084C	1B084C
22280	34	#X CRACK/LAST30D												2E03C	2E03C
22280	34	#X CRACK/LAST30D													
22280	34	#X CRACK/LAST30D													
22280	34	#X CRACK/LAST30D													
22340	80	#XOTH COKE/30DA													
22340	34	#XOTH COKE/30DA													
22340	34	#XOTH COKE/30DA													
22340	34	#XOTH COKE/30DA													
22640	182	#X WIN COOL/30DA													
22680	42	#X MDMA/LAST30DA													
22680	42	#X MDMA/LAST30DA													4D13C

* = item text changed from previous year

271

A01c: DRUGS. Number of uses in last 30 days (continued)

*=item text changed from previous year



Item Ref. No.	Page Loc. in Vol.	ITEM DESCRIPTION (ABBREVIATED)	QUESTIONNAIRE LOCATION BY YEAR													
			(FORM, SECTION, AND QUESTION NUMBER)													
			1976	1977	1978	1979	1980	1981	1982	1983	1984	1985	1986	1987	1988	

A01c: DRUGS. Number of uses in last 30 days (continued)

22710	41	#X STRD/LAST30DA													
22710	41	#X STRD/LAST30DA													
24400	36	#X ICE/LAST30DA													
24400	36	#X ICE/LAST30DA													
25040	59	#XDRUNK/LAST30D													
25040	243	#XDRUNK/LAST30DA													
25070	244	#X INJECT/LST30D													
29650	39	#X H 30D USE NDL													
29650	39	#X H 30D USE NDL													
29650	39	#X H 30D USE NDL													
29680	39	#X H 30D W/O NDL													
29680	39	#X H 30D W/O NDL													
29680	39	#X H 30D W/O NDL													
29790		#X ROHYPNOL/30DA													
30820	35	#X METHAMPH/30DA													
30820	35	#X METHAMPH/30DA													
31380	215	#X FLVRDALC/30DA													

A01d: DRUGS. Quantity used

00781	53	#CIG/DAY-30DAYS												1B003	1B003
00782		#CIG/PACK												1B004	1B004*
00845	57	4+DRK ROW/2WK													
00850	58	5+DRK ROW/LST 2	1B012	1B012	1B012	1B012	1B012	1B012	1B012	1B012	1B012	1B012	1B012	1B012	1B012
00850	31	5+DRK ROW/LST 2W	2B06	2B06	2B06	2B06	2B06	2B06	2B06	2B06	2B06	2B06	2B06	2B06	2B06*
00850	31	5+DRK ROW/LST 2W	3B06	3B06	3B06	3B06	3B06	3B06	3B06	3B06	3B06	3B06	3B06	3B06	3B06*
00850	31	5+DRK ROW/LST 2W	4B06	4B06	4B06	4B06	4B06	4B06	4B06	4B06	4B06	4B06	4B06	4B06	4B06*
00850	31	5+DRK ROW/LST 2W	5B06	5B06	5B06	5B06	5B06	5B06	5B06	5B06	5B06	5B06	5B06	5B06	5B06*
00850	58	10+DRK ROW/2WK													
00855	58	15+DRK ROW/2WK													
01990		#X/2W,3-4 DR RW	1B013	1B013	1B013	1B013	1B013	1B013	1B013	1B013	1B013	1B013	1B013	1B013	1B013
02000		#X/2WK,2 DRK RW	1B014	1B014	1B014	1B014	1B014	1B014	1B014	1B014	1B014	1B014	1B014A	1B014A	1B014A
02010		#X/2WK,JST 1DRK	1B015	1B015	1B015	1B015	1B015	1B015	1B015	1B015	1B015	1B015	1B014B	1B014B	1B014B
02360	62	JOINT/DA LST MO	1B025	1B025	1B025	1B025	1B025	1B025	1B025	1B025	1B025	1B025	1B025	1B025	1B025
02370	62	OZS,MJ LST MO/6	1B026	1B026	1B026	1B026	1B026	1B026	1B026	1B026	1B026	1B026	1B026	1B026	1B026
11030	181	5+BR/LST2WK,10+X	4D05	4D05	4D05	4D05	4D05	4D05	4D12	4D12	4D12	4D12	4D12	4D12	4D12
11070	183	#X 20OZ+ WN/2 WK	4D07	4D07	4D07	4D07	4D07	4D07	4D14	4D14	4D14	4D14	4D14	4D14	4D16
11110	183	#X 5+LIQ/LST 2WK	4D09	4D09	4D09	4D09	4D09	4D09	4D16	4D16	4D16	4D16	4D16	4D16	4D18
21100		#CANS COLA/DAY						5E10							
21110		#CUPS COFFEE/DAY						5E11							
21120		#CUPS TEA/DAY						5E12							
21130		#12OZ CAF DRK/DA							5E08	5E08					
21140		#12OZ OTH DRK/DA							5E09	5E09					
21150		#CUPS COFFEE/DA							5E10	5E10					
21160		#CUPS OF TEA/DAY							5E11	5E11					
21170		#CUPS DECAFF/DAY							5E12	5E12					
22650	182	5+WINCOOL/LST2WK													4D14

A01e: DRUGS. How high? (How often?)

00840	31	#X DRK ENF FL HI	2B05	2B05	2B05	2B05	2B05	2B05	2B05	2B05	2B05	2B05	2B05	2B05	2B05
00840	31	#X DRK ENF FL HI	3B05	3B05	3B05	3B05	3B05	3B05	3B05	3B05	3B05	3B05	3B05	3B05	3B05
00840	31	#X DRK ENF FL HI	4B05	4B05	4B05	4B05	4B05	4B05	4B05	4B05	4B05	4B05	4B05	4B05	4B05
00840	31	#X DRK ENF FL HI	5B05	5B05	5B05	5B05	5B05	5B05	5B05	5B05	5B05	5B05	5B05	5B05	5B05
00840	31	#X DRK ENF FL HI													
01970	57	#X DRK ENF FL H	1B010	1B010	1B010	1B010	1B010	1B010	1B010	1B010	1B010	1B010	1B010	1B010	1B010
02340	62	MJ/HSH,VRY HIGH	1B023	1B023	1B023	1B023	1B023	1B023	1B023	1B023	1B023	1B023	1B023	1B023	1B023
02650	66	LSD,GET VERY HI	1B033	1B033	1B033	1B033	1B033	1B033	1B037	1B037	1B037	1B037	1B037	1B037	1B037
02700	67	PSYD,GT VERY HI	1B039	1B039	1B039	1B039	1B039	1B039	1B043	1B043	1B043	1B043	1B043	1B043	1B043
03100	73	AMPH,GT VERY HI	1B047	1B047	1B047	1B047	1B047	1B047	1B054	1B054	1B054	1B054	1B054	1B054	1B054
03260		QUAD GT VERY HI	1B054	1B054	1B054	1B054	1B054	1B054	1B061	1B061	1B061	1B061	1B061	1B061	1B061
03590		BARB,GT VERY HI	1B061	1B061	1B061	1B061	1B061	1B061	1B068	1B068	1B068	1B068	1B068	1B068	1B068
04050	79	TRNQ,GT VERY HI	1B071	1B071	1B071	1B071	1B071	1B071	1B078	1B078	1B078	1B078	1B078	1B078	1B078
04520	83	COK,GET VERY HI	1B080	1B080	1B080	1B080	1B080	1B080	1B087	1B087	1B087	1B087	1B087	1B089A	1B089A
04930		HER,GT VERY HI	1B089	1B089	1B089	1B089	1B089	1B089							
05380	88	NARC,GT VERY HI	1B099	1B099	1B099	1B099	1B099	1B099	1B098	1B098	1B098	1B098	1B098	1B098	1B098

A01f: DRUGS. How long high?

01980	57	DRK AL,HI24+HR	1B011	1B011	1B011	1B011	1B011	1B011	1B011	1B011	1B011	1B011	1B011	1B011	1B011
02350	62	MJ/HSH,HI 24+HR	1B024	1B024	1B024	1B024	1B024	1B024	1B024	1B024	1B024	1B024	1B024	1B024	1B024
02660	66	LSD,HIGH 24+ HR	1B034	1B034	1B034	1B034	1B034	1B038	1B038	1B038	1B038	1B038	1B038	1B038	1B038
02710	67	PSYD,HI 24+ HRS	1B040	1B040	1B040	1B040	1B040	1B044	1B044	1B044	1B044	1B044	1B044	1B044	1B044
03110	73	AMPH,HI 24+ HRS	1B048	1B048	1B048	1B048	1B048	1B055	1B055	1B055	1B055	1B055	1B055	1B055	1B055
03270		QUAD,HI 24+ HRS	1B055	1B055	1B055	1B055	1B055	1B062	1B062	1B062	1B062	1B062	1B062	1B062	1B062
03600		BARB,HI 24+ HRS	1B062	1B062	1B062	1B062	1B062	1B069	1B069	1B069	1B069	1B069	1B069	1B069	1B069
04060	79	TRNQ,HI 24+ HRS	1B072	1B072	1B072	1B072	1B072	1B079	1B079	1B079	1B079	1B079	1B079	1B079	1B079
04530	83	COK,HIGH 24+ HR	1B081	1B081	1B081	1B081	1B081	1B088	1B088	1B088	1B088	1B088	1B088	1B089B	1B089B

273

A01c: DRUGS. Number of uses in last 30 days (continued)A01d: DRUGS. Quantity used

A01e: DRUGS. How high? (How often?)

A01f: DRUGS. How long high?

[illegible]



Item Ref. No.	Page Loc. in Vol.	ITEM DESCRIPTION (ABBREVIATED)	QUESTIONNAIRE LOCATION BY YEAR (FORM, SECTION, AND QUESTION NUMBER)												
			1976	1977	1978	1979	1980	1981	1982	1983	1984	1985	1986	1987	1988

A01f: DRUGS. How long high? (continued)

04940		HER, HI 24+ HRS	1B090	1B090	1B090	1B090	1B090	1B090							
05390	89	NARC, HI 24+ HRS	1B100	1B100	1B100	1B100	1B100	1B100	1B099	1B099	1B099	1B099	1B099	1B099	1B099

A01g: DRUGS. Incidence of first use

01680		SMK CIG DLY/12G	1B002	1B002	1B002*	1B002	1B002	1B002	1B002	1B002	1B002	1B002			
01685		GR 1ST SMOK 0=N											1B002	1B016	1B016
02015		GR 1ST DRUNK 0=N											1B016	1B106A	1B106A
05570	90	GR 1ST SMOK DLY	1B105A	1B105A	1B105A	1B105A	1B105A	1B105A	1B104A	1B104A	1B104A	1B104A	1B016	1B106A	1B106A
05570	161	GR 1ST SMOK DLY		3E12A	3E12A	3E12A	3E12A	3E12A	3E10A	3E10A	3E10A	3E10A	3E10A	3E10A	3E10A
05570	245	GR 1ST SMOK DLY													
05575	92	GR 1ST SMOK EVR											1B104M	1B106M	1B106M
05575	163	GR 1ST SMOKE EVR											3E10N	3E10N	3E10N
05575	245	GR 1ST SMOK EVR													
05576	163	GR 1ST SMOKELESS											3E10O	3E10O	3E10O
05576	245	GR 1ST SMOKELESS													
05580	90	GR 1ST TRY ALC	1B105B	1B105B	1B105B	1B105B	1B105B	1B105B	1B104B	1B104B	1B104B	1B104B	1B104B	1B106B	1B106B
05580	161	GR 1ST TRY ALC		3E12B	3E12B	3E12B	3E12B	3E12B	3E10B	3E10B	3E10B	3E10B	3E10B	3E10B	3E10B
05580		GR 1ST TRY ALC													
05585	92	GR 1ST DRUNK											1B104N	1B106N	1B106N
05585	163	GR 1ST DRUNK											3E10P	3E10P	3E10P
05585		GR 1ST DRUNK													
05590	90	GR 1ST TRY MJ	1B105C	1B105C	1B105C	1B105C	1B105C	1B105C	1B104C	1B104C	1B104C	1B104C	1B104C	1B106C	1B106C
05590	161	GR 1ST TRY MJ		3E12C	3E12C	3E12C	3E12C	3E12C	3E10C	3E10C	3E10C	3E10C	3E10C	3E10C	3E10C
05590		GR 1ST TRY MJ													
05600	90	GR 1ST TRY LSD	1B105D	1B105D	1B105D	1B105D	1B105D	1B105D	1B104D	1B104D	1B104D	1B104D	1B104D	1B106D	1B106D
05600	161	GR 1ST TRY LSD		3E12D	3E12D	3E12D	3E12D	3E12D	3E10D	3E10D	3E10D	3E10D	3E10D	3E10D	3E10D
05600		GR 1ST TRY LSD													
05610	90	GR 1ST TRY PSY	1B105E	1B105E	1B105E	1B105E	1B105E	1B105E	1B104E	1B104E	1B104E	1B104E	1B104E	1B106E	1B106E
05610	161	GR 1ST TRY PSY		3E12E	3E12E	3E12E	3E12E	3E12E	3E10E	3E10E	3E10E	3E10E	3E10E	3E10E	3E10E
05610		GR 1ST TRY PSY													
05620	91	GR 1ST TRY AMP	1B105F	1B105F	1B105F	1B105F	1B105F	1B105F	1B104F	1B104F	1B104F	1B104F	1B104F	1B106F	1B106F
05620	162	GR 1ST TRY AMP		3E12F	3E12F	3E12F	3E12F	3E12F	3E10F	3E10F	3E10F	3E10F	3E10F	3E10F	3E10F
05620		GR 1ST TRY AMP													
05630	91	GR 1ST TRY QUA	1B105G	1B105G	1B105G	1B105G	1B105G	1B105G	1B104G	1B104G	1B104G	1B104G	1B104G	1B106G	1B106G
05630	162	GR 1ST TRY QUA		3E12G	3E12G	3E12G	3E12G	3E12G	3E10G	3E10G	3E10G	3E10G	3E10G	3E10G	3E10G
05630		GR 1ST TRY QUA													
05640	91	GR 1ST TRY BRB	1B105H	1B105H	1B105H	1B105H	1B105H	1B105H	1B104H	1B104H	1B104H	1B104H	1B104H	1B106H	1B106H
05640		GR 1ST TRY BRB		3E12H	3E12H	3E12H	3E12H	3E12H	3E10H	3E10H	3E10H	3E10H	3E10H	3E10H	3E10H
05640		GR 1ST TRY BRB													
05645	162	GR 1ST TRY SED/B	1B105I	1B105I	1B105I	1B105I	1B105I	1B105I	1B104I	1B104I	1B104I	1B104I	1B104I	1B106I	1B106I
05650	91	GR 1ST TRY TRN		3E12I	3E12I	3E12I	3E12I	3E12I	3E10I	3E10I	3E10I	3E10I	3E10I	3E10I	3E10I
05650	162	GR 1ST TRY TRN													
05650		GR 1ST TRY TRN													
05660	91	GR 1ST TRY COK	1B105J	1B105J	1B105J	1B105J	1B105J	1B105J	1B104J	1B104J	1B104J	1B104J	1B104J	1B106J	1B106J
05660	162	GR 1ST TRY COK		3E12J	3E12J	3E12J	3E12J	3E12J	3E10J	3E10J	3E10J	3E10J	3E10J	3E10J	3E10J
05661	92	GR 1ST TRY CRAC													
05661	127	GR 1ST TRY CRACK												2E06A	2E06A
05661	163	GR 1ST TRY CRACK													
05661		GR 1ST TRY CRACK													
05662	127	GR 1ST TR OT COK												2E06B	2E06B
05662		GR 1ST TR OT COK													
05670	91	GR 1ST TRY HER	1B105K	1B105K	1B105K	1B105K	1B105K	1B105K	1B104K	1B104K	1B104K	1B104K	1B104K	1B106K	1B106K
05670	162	GR 1ST TRY HER		3E12K	3E12K	3E12K	3E12K	3E12K	3E10K	3E10K	3E10K	3E10K	3E10K	3E10K	3E10K
05670		GR 1ST TRY HER													
05680	92	GR 1ST TRY NRC	1B105L	1B105L	1B105L	1B105L	1B105L	1B105L	1B104L	1B104L	1B104L	1B104L	1B104L	1B106L	1B106L
05680	163	GR 1ST TRY NRC		3E12L	3E12L	3E12L	3E12L	3E12L	3E10L	3E10L	3E10L	3E10L	3E10L	3E10L	3E10L
05680		GR 1ST TRY NRC													
05685	163	GR 1ST TRY INHAL			3E12M	3E12M	3E12M	3E12M	3E10M	3E10M	3E10M	3E10M	3E10M	3E10M	3E10M
05685		GR 1ST TRY INHAL													
05686	128	GR 1ST TRY PCP					2E04A	2E04A	2E04A	2E04A	2E04A	2E04A	2E04A	2E06C	2E06C
05687	128	GR 1ST TRY PPRS					2E04B	2E04B	2E04B	2E04B	2E04B	2E04B	2E04B	2E06D	2E06D
21190	63	GR 1ST DAILY MJ							1B029	1B029	1B029	1B029	1B029	1B029	1B029
23810	128	GR 1ST TRY STRDS													
23810		GR 1ST TRY STRDS													
24430	92	GR 1ST TRY ICE													
24430	128	GR 1ST TRY ICE													
25680	245	GR 1ST INJECT													
31470		AGE 1ST AD STIM													
31470	210	AGE 1ST AD STIM													

A01h: DRUGS. Use with other drugs

02200	61	#X OVL MJ+ ALC	1B021	1B021	1B021	1B021	1B021	1B021	1B021	1B021	1B021	1B021	1B021	1B021	1B021
02500	65	#X OVL LSD+ ALC	1B031A	1B031A	1B031A	1B031A	1B031A	1B031A	1B035A	1B035A	1B035A	1B035A	1B035A	1B035A	1B035A
02510	65	#X OVL LSD+ MJ	1B031B	1B031B	1B031B	1B031B	1B031B	1B031B	1B035B	1B035B	1B035B	1B035B	1B035B	1B035B	1B035B
02900	72	#X OVL AMPH+ALC	1B045A	1B045A	1B045A	1B045A	1B045A	1B045A	1B052A	1B052A	1B052A	1B052A	1B052A	1B052A	1B052A
02910	72	#X OVL AMPH+MJ	1B045B	1B045B	1B045B	1B045B	1B045B	1B045B	1B052B	1B052B	1B052B	1B052B	1B052B	1B052B	1B052B
02920	72	#X OVL AMPH+LSD	1B045C	1B045C	1B045C	1B045C	1B045C	1B045C	1B052C	1B052C	1B052C	1B052C	1B052C	1B052C	1B052C

* = item text changed from previous year



Item Ref. No.	Page Loc. in Vol.	ITEM DESCRIPTION (ABBREVIATED)	QUESTIONNAIRE LOCATION BY YEAR (FORM, SECTION, AND QUESTION NUMBER)												
			1976	1977	1978	1979	1980	1981	1982	1983	1984	1985	1986	1987	1988

A02a: DRUGS. Friends' use

07070	92	ALL FRD SMK CIG													
07070	121	ALL FRD SMK CIGS	2D06A	2D06A	2D06A	2D06A	2D06A	2D06A	2D06A	2D06A	2D06A	2D06A	2D06A	2D06A	2D06A
07070	154	ALL FRD SMK CIGS													
07070	248	ALL FRD SMK CIGS													
07080	93	ALL FRD SMK MAR													
07080	122	ALL FRD SMK MARJ	2D06B	2D06B	2D06B	2D06B	2D06B	2D06B	2D06B	2D06B	2D06B	2D06B	2D06B	2D06B	2D06B
07080	155	ALL FRD SMK MARJ													
07080	248	ALL FRD SMK MARJ													
07090	122	ALL FRD TAKE LSD	2D06C	2D06C	2D06C	2D06C	2D06C	2D06C	2D06C	2D06C	2D06C	2D06C	2D06C	2D06C	2D06C
07090		ALL FRD TAKE LSD													
07100	122	ALL FRD TK PSYDL	2D06D	2D06D	2D06D	2D06D	2D06D	2D06D	2D06D	2D06D	2D06D	2D06D	2D06D	2D06D	2D06D
07100		ALL FRD TK PSYDL													
07110	122	ALL FRD TK AMPH	2D06E	2D06E	2D06E	2D06E	2D06E	2D06E	2D06E	2D06E	2D06E	2D06E	2D06E	2D06E	2D06E
07110		ALL FRD TK AMPH													
07120	122	ALL FRD TK QUALD	2D06F	2D06F	2D06F	2D06F	2D06F	2D06F	2D06F	2D06F	2D06F	2D06F	2D06F	2D06F	2D06F
07120		ALL FRD TK QUALD													
07130		ALL FRD TK BARBT	2D06G	2D06G	2D06G	2D06G	2D06G	2D06G	2D06G	2D06G	2D06G	2D06G	2D06G	2D06G	2D06G
07130		ALL FRD TK BARBT													
07135	122	ALL FRD TK SED/B													
07140	122	ALL FRD TK TRNQL	2D06H	2D06H	2D06H	2D06H	2D06H	2D06H	2D06H	2D06H	2D06H	2D06H	2D06H	2D06H	2D06H
07140		ALL FRD TK TRNQL													
07150	123	ALL FRD TK COKE	2D06I	2D06I	2D06I	2D06I	2D06I	2D06I	2D06I	2D06I	2D06I	2D06I	2D06I	2D06I	2D06I
07151	93	# FRNDS TK CRAC													
07151	123	# FRNDS TK CRACK												2E01A	2E01A
07151	155	# FRNDS TK CRACK													
07151	248	# FRNDS TK CRACK													
07160	123	ALL FRD TK HERON	2D06J	2D06J	2D06J	2D06J	2D06J	2D06J	2D06J	2D06J	2D06J	2D06J	2D06J	2D06J	2D06J
07160		ALL FRD TK HERON													
07170	123	ALL FRD TK NARC	2D06K	2D06K	2D06K	2D06K	2D06K	2D06K	2D06K	2D06K	2D06K	2D06K	2D06K	2D06K	2D06K
07170		ALL FRD TK NARC													
07180	123	ALL FRD TK INHL	2D06L	2D06L	2D06L	2D06L	2D06L	2D06L	2D06L	2D06L	2D06L	2D06L	2D06L	2D06L	2D06L
07180	249	ALL FRD TK INHL													
07190	93	ALL FRD DRK ALC													
07190	123	ALL FRD DRK ALCL	2D06M	2D06M	2D06M	2D06M	2D06M	2D06M	2D06M	2D06M	2D06M	2D06M	2D06M	2D06M	2D06M
07190	155	ALL FRD DRK ALCL													
07190		ALL FRD DRK ALCL													
07200	93	ALL FRD GT DRUN													
07200	123	ALL FRD GT DRUNK	2D06N	2D06N	2D06N	2D06N	2D06N	2D06N	2D06N	2D06N	2D06N	2D06N	2D06N	2D06N	2D06N
07200	155	ALL FRD GT DRUNK													
07200		ALL FRD GT DRUNK													
07201	124	# FRNDS TAKE PCP				2E01A	2E01A	2E01A	2E01A	2E01A	2E01A	2E01A	2E01A	2E01B	2E01B
07201		# FRNDS TAKE PCP													
07202	124	# FRNDS TK PPRS				2E01B	2E01B	2E01B	2E01B	2E01B	2E01B	2E01B	2E01B	2E01C	2E01C
07202		# FRNDS TK PPRS													
23020	249	ALL FRD TK MDMA													
23030	249	ALL FRD TK STERS													
23990	93	# FRNDS TK C PW													
23990	155	# FRNDS TK C PWD													
23990	248	# FRNDS TK C PWD													
24500	249	ALL FRD TK ICE													

A02b: DRUGS. Exposure to users

08750		OFT W PL TK MARJ	5E07A	5E08A	5E08A										
08760		OFT W PL TK LSD	5E07B	5E08B	5E08B										
08770		OFT W PL TK PSYC	5E07C	5E08C	5E08C										
08780		OFT W PL TK QUAL	5E07D	5E08D	5E08D										
08790		OFT W PL TK BARB	5E07E	5E08E	5E08E										
08800		OFT W PL TK TRQL	5E07F	5E08F	5E08F										
08810		OFT W PL TK COKE	5E07G	5E08G	5E08G										
08820		OFT W PL TK HRN	5E07H	5E08H	5E08H										
08830		OFT W PL TK NARC	5E07I	5E08I	5E08I										
08835		OFT W PL TK INHL	5E07J	5E08J	5E08J										
08840		OFT W PL TK ALCL	5E07K	5E08K	5E08K										
20590	147	12MO NR OTH MARJ	3A29A	3A29A	3A29A	3A29A	3A29A	3A29A	3A29A	3A29A	3A29A	3A29A	3A29A	3A29A	3A29A
20600	147	12MO NR OTH LSD	3A29B	3A29B	3A29B	3A29B	3A29B	3A29B	3A29B	3A29B	3A29B	3A29B	3A29B	3A29B	3A29B
20610	147	12MO NR OTH PSYC	3A29C	3A29C	3A29C	3A29C	3A29C	3A29C	3A29C	3A29C	3A29C	3A29C	3A29C	3A29C	3A29C
20620	147	12MO NR OTH AMPH	3A29D	3A29D	3A29D	3A29D	3A29D	3A29D	3A29D	3A29D	3A29D	3A29D	3A29D	3A29D	3A29D
20630		12MO NR OTH BARB	3A29E	3A29E	3A29E	3A29E	3A29E	3A29E	3A29E	3A29E	3A29E	3A29E	3A29E	3A29E	3A29E
20635	148	12MO NR SED/BARB													
20640	148	12MO NR OTH TRQL	3A29F	3A29F	3A29F	3A29F	3A29F	3A29F	3A29F	3A29F	3A29F	3A29F	3A29F	3A29F	3A29F
20650	148	12MO NR OTH COKE	3A29G	3A29G	3A29G	3A29G	3A29G	3A29G	3A29G	3A29G	3A29G	3A29G	3A29G	3A29G	3A29G
20660	148	12MO NR OTH HRN	3A29H	3A29H	3A29H	3A29H	3A29H	3A29H	3A29H	3A29H	3A29H	3A29H	3A29H	3A29H	3A29H
20670	148	12MO NR OTH NARC	3A29I	3A29I	3A29I	3A29I	3A29I	3A29I	3A29I	3A29I	3A29I	3A29I	3A29I	3A29I	3A29I
20680	148	12MO NR OTH ALCL	3A29J	3A29J	3A29J	3A29J	3A29J	3A29J	3A29J	3A29J	3A29J	3A29J	3A29J	3A29J	3A29J
21920	216	PARTY-ONE HI ALC										5E08B	5E08B	5E08B	5E08B
21930	217	PARTY-OTH HI ALC										5E08C	5E08C	5E08C	5E08C
21950	217	PARTY-PRESS ALCL										5E08E	5E08E	5E08E	5E08E
21960	217	PARTY-PRS HI ALC										5E08F	5E08F	5E08F	5E08F

289

A05d: DRUGS. Mode of drug administration (continued)

A06a: DRUGS. Reasons for use[illegible]

A06a: DRUGS. Reasons for use (continued)

A06b: DRUGS. Reasons for abstention from, or stopping drug use

*=item text changed from previous year

291

A06a: DRUGS. Reasons for use (continued)

A06b: DRUGS. Reasons for abstinence from, or stopping drug use

[illegible]



Item Ref. No.	Page Loc. in Vol.	ITEM DESCRIPTION (ABBREVIATED)	QUESTIONNAIRE LOCATION BY YEAR (FORM, SECTION, AND QUESTION NUMBER)												
			1976	1977	1978	1979	1980	1981	1982	1983	1984	1985	1986	1987	1988

A06b: DRUGS. Reasons for abstention from, or stopping drug use (continued)

09130	154	DONT LIKE USERS	3D04L	3D04L*	3D04L	3D04L	3D04L	3D04L	3D04L	3D04L	3D04L	3D04L	3D04L	3D04L	3D04L
09140	154	FRNDS DNT USE IT	3D04M	3D04M*	3D04M	3D04M	3D04M	3D04M	3D04M	3D04M	3D04M	3D04M	3D04M	3D04M	3D04M
09150	154	PSSBLY BAD TRIP	3D04N	3D04N*	3D04N	3D04N	3D04N	3D04N	3D04N	3D04N	3D04N	3D04N	3D04N	3D04N	3D04N
09160	154	TOO EXPENSIVE		3D04O	3D04O	3D04O	3D04O	3D04O	3D04O	3D04O	3D04O	3D04O	3D04O	3D04O	3D04O
09170	154	NOT AVAILABLE		3D04P	3D04P	3D04P	3D04P	3D04P	3D04P	3D04P	3D04P	3D04P	3D04P	3D04P	3D04P
09180	154	NOT WNT GET HIGH		3D04Q	3D04Q	3D04Q	3D04Q	3D04Q	3D04Q	3D04Q	3D04Q	3D04Q	3D04Q	3D04Q	3D04Q
24010		CRK CRN PSYC DMG													
24020		CRK CRN PHYS DMG													
24030		CRK CRN GT ARSTD													
24040		CRK CRN ADDICTN													
24050		CRK AGST BELIEFS													
24060		CRK CRN LEGY&AMB													
24070		CRK CRN LSS CNTL													
24080		CRK->STRNGR DRGS													
24090		CRK NT ENJOYABLE													
24100		CRK PRNTS DISAPR													
24110		CRK HS/WF DISAPR													
24120		CRK DISLIKE USRS													
24130		CRK FRNDS DT USE													
24140		CRK TOO EXPENSIV													
24150		CRK NOT AVAILBLE													
24160		CRK NT WNT GT HI													
24170		CRK DEALRS DNGRS													
24180		CRK SUPRT CRMNLS													
24200		PWD CRN PSYC DMG													
24210		PWD CRN PHYS DMG													
24220		PWD CRN GT ARSTD													
24230		PWD CRN ADDICTN													
24240		PWD AGST BELIEFS													
24250		PWD CRN LEGY&AMB													
24260		PWD CRN LSS CNTL													
24270		PWD->STRNGR DRGS													
24280		PWD NT ENJOYABLE													
24290		PWD PRNTS DISAPR													
24300		PWD HS/WF DISAPR													
24310		PWD DISLIKE USRS													
24320		PWD FRNDS DT USE													
24330		PWD TOO EXPENSIV													
24340		PWD NOT AVAILBLE													
24350		PWD NT WNT GT HI													
24360		PWD DEALRS DNGRS													
24370		PWD SUPRT CRMNLS													

A06c: DRUGS. Worries about the consequences of quitting

30100	235	QUIT SMK WRY FAT													
-------	-----	------------------	--	--	--	--	--	--	--	--	--	--	--	--	--

A07a: DRUGS. Driving, tickets, and accidents after use

00660	27	#TCKTS AFT DRNK	1C29A	1C29A	1C29A	1C29A	1C29A	1C29A	1C29A	1C29A	1C29A	1C29A	1C29A	1C29A	1C29A
00660	27	#TCKTS AFT DRNK	2C29A	2C29A	2C29A	2C29A	2C29A	2C29A	2C29A	2C29A	2C29A	2C29A	2C29A	2C29A	2C29A
00660	27	#TCKTS AFT DRNK	3C29A	3C29A	3C29A	3C29A	3C29A	3C29A	3C29A	3C29A	3C29A	3C29A	3C29A	3C29A	3C29A
00660	27	#TCKTS AFT DRNK	4C29A	4C29A	4C29A	4C29A	4C29A	4C29A	4C29A	4C29A	4C29A	4C29A	4C29A	4C29A	4C29A
00660	27	#TCKTS AFT DRNK	5C29A	5C29A	5C29A	5C29A	5C29A	5C29A	5C29A	5C29A	5C29A	5C29A	5C29A	5C29A	5C29A
00660	27	#TCKTS AFT DRNK	1C29B	1C29B	1C29B	1C29B	1C29B	1C29B	1C29B	1C29B	1C29B	1C29B	1C29B	1C29B	1C29B
00670	27	#TCKTS AFT MARJ	2C29B	2C29B	2C29B	2C29B	2C29B	2C29B	2C29B	2C29B	2C29B	2C29B	2C29B	2C29B	2C29B
00670	27	#TCKTS AFT MARJ	3C29B	3C29B	3C29B	3C29B	3C29B	3C29B	3C29B	3C29B	3C29B	3C29B	3C29B	3C29B	3C29B
00670	27	#TCKTS AFT MARJ	4C29B	4C29B	4C29B	4C29B	4C29B	4C29B	4C29B	4C29B	4C29B	4C29B	4C29B	4C29B	4C29B
00670	27	#TCKTS AFT MARJ	5C29B	5C29B	5C29B	5C29B	5C29B	5C29B	5C29B	5C29B	5C29B	5C29B	5C29B	5C29B	5C29B
00670	27	#TCKTS AFT MARJ	1C29C	1C29C	1C29C	1C29C	1C29C	1C29C	1C29C	1C29C	1C29C	1C29C	1C29C	1C29C	1C29C
00680	27	#TCKTS AFT OTDG	2C29C	2C29C	2C29C	2C29C	2C29C	2C29C	2C29C	2C29C	2C29C	2C29C	2C29C	2C29C	2C29C
00680	27	#TCKTS AFT OTDG	3C29C	3C29C	3C29C	3C29C	3C29C	3C29C	3C29C	3C29C	3C29C	3C29C	3C29C	3C29C	3C29C
00680	27	#TCKTS AFT OTDG	4C29C	4C29C	4C29C	4C29C	4C29C	4C29C	4C29C	4C29C	4C29C	4C29C	4C29C	4C29C	4C29C
00680	27	#TCKTS AFT OTDG	5C29C	5C29C	5C29C	5C29C	5C29C	5C29C	5C29C	5C29C	5C29C	5C29C	5C29C	5C29C	5C29C
00680	27	#TCKTS AFT OTDG	1C31A	1C31A	1C31A	1C31A	1C31A	1C31A	1C31A	1C31A	1C31A	1C31A	1C31A	1C31A	1C31A
00700	28	#ACDTS AFT DRNK	2C31A	2C31A	2C31A	2C31A	2C31A	2C31A	2C31A	2C31A	2C31A	2C31A	2C31A	2C31A	2C31A
00700	28	#ACDTS AFT DRNK	3C31A	3C31A	3C31A	3C31A	3C31A	3C31A	3C31A	3C31A	3C31A	3C31A	3C31A	3C31A	3C31A
00700	28	#ACDTS AFT DRNK	4C31A	4C31A	4C31A	4C31A	4C31A	4C31A	4C31A	4C31A	4C31A	4C31A	4C31A	4C31A	4C31A
00700	28	#ACDTS AFT DRNK	5C31A	5C31A	5C31A	5C31A	5C31A	5C31A	5C31A	5C31A	5C31A	5C31A	5C31A	5C31A	5C31A
00700	28	#ACDTS AFT DRNK	1C31B	1C31B	1C31B	1C31B	1C31B	1C31B	1C31B	1C31B	1C31B	1C31B	1C31B	1C31B	1C31B
00710	28	#ACDTS AFT MARJ	2C31B	2C31B	2C31B	2C31B	2C31B	2C31B	2C31B	2C31B	2C31B	2C31B	2C31B	2C31B	2C31B
00710	28	#ACDTS AFT MARJ	3C31B	3C31B	3C31B	3C31B	3C31B	3C31B	3C31B	3C31B	3C31B	3C31B	3C31B	3C31B	3C31B
00710	28	#ACDTS AFT MARJ	4C31B	4C31B	4C31B	4C31B	4C31B	4C31B	4C31B	4C31B	4C31B	4C31B	4C31B	4C31B	4C31B
00710	28	#ACDTS AFT MARJ	5C31B	5C31B	5C31B	5C31B	5C31B	5C31B	5C31B	5C31B	5C31B	5C31B	5C31B	5C31B	5C31B

* = item text changed from previous year

A06b: DRUGS. Reasons for abstinence from, or stopping drug use (continued)

A06c: DRUGS. Worries about the consequences of quitting

A07a: DRUGS. Driving, tickets, and accidents after use

[illegible]

A07a: DRUGS. Driving, tickets, and accidents after use (continued)

A07b: DRUGS. Other problems

A08a: DRUGS. Sources of help, treatment

07540		TRN FA/MO DRG HP		2E05A		2E07A								
07550		TRN SR/BR DRG HP		2E05B		2E07B								
07560		TRN RLTVS DRG HP		2E05C		2E07C								
07570		TRN FRND DRG HP		2E05D		2E07D								
07580		TRN DOCTR DRG HP		2E05E		2E07E								
07590		TRN CLINC DRG HP		2E05F		2E07F								
07600		TRN CNSLR DRG HP		2E05G		2E07G								
07610		TRN TCHR DRG HP		2E05H		2E07H								

295

A07a: DRUGS. Driving, tickets, and accidents after use (continued)A07b: DRUGS. Other problems

A08a: DRUGS. Sources of help, treatment

[illegible]

[illegible]

A11a: DRUGS. Own attitudes about use by adults (continued)

A11b: DRUGS. Own attitudes regarding drugs for own children

A11c: DRUGS. Own perceptions of users

[illegible]

A14a: DRUGS. Risk of harm to self (continued)

A14b: DRUGS. Risk of drug harm to others

A15a: DRUGS. Admitting use in questionnaire

A16a: DRUGS. Parent groups

A17a: DRUGS. Perceived use of drugs by role models

A17b: DRUGS. Perceived attitudes toward drugs by role models

[illegible]

00590	26	HRS/W WRK SCHYR	1C23	1C23	1C23	1C23	1C23	1C23	1C23	1C23	1C23	1C23	1C23	1C23	1C23
00590	26	HRS/W WRK SCHYR	2C23	2C23	2C23	2C23	2C23	2C23	2C23	2C23	2C23	2C23	2C23	2C23	2C23
00590	26	HRS/W WRK SCHYR	3C23	3C23	3C23	3C23	3C23	3C23	3C23	3C23	3C23	3C23	3C23	3C23	3C23
00590	26	HRS/W WRK SCHYR	4C23	4C23	4C23	4C23	4C23	4C23	4C23	4C23	4C23	4C23	4C23	4C23	4C23
00590	26	HRS/W WRK SCHYR	5C23	5C23	5C23	5C23	5C23	5C23	5C23	5C23	5C23	5C23	5C23	5C23	5C23
00590	26	HRS/W WRK SCHYR													
01270	44	SAT PRESENT JOB	1A006A	1A006A	1A006A	1A006A	1A006A	1A006A	1A006A	1A006A	1A006A	1A006A	1A006A	1A006A	1A006A
05770	94	R IN WK-STDY PG	1D009	1D009	1D009	1D009	1D009	1D009	1D009	1D009	1D009	1D009	1D009	1D009	1D009
06540	113	FRQ FGT WRK/SCHL	2A19C	2A19C	2A19C	2A19C	2A19C	2A19C	2A19C	2A19C	2A19C	2A19C	2A19C	2A19C	2A19C
06540		FRQ FGT WRK/SCHL													
06660	115	FRQ DMG WK PRPTY	2A19O	2A19O	2A19O	2A19O	2A19O	2A19O	2A19O	2A19O	2A19O	2A19O	2A19O	2A19O	2A19O
06660		FRQ DMG WK PRPTY													
10910	178	CMP SATFD W/JOB	4D02	4D02	4D02	4D02	4D02	4D02	4D02	4D02	4D02	4D02	4D02	4D02	4D02
11790	191	XPRC MK R GD WKR	5A04C	5A04C	5A04C	5A04C	5A04C	5A04C	5A04C	5A04C	5A04C	5A04C	5A04C	5A04C	5A04C
11940	193	RCL CNTCT JOB	5A07F	5A07F	5A07F	5A07F	5A07F	5A07F	5A07F	5A07F	5A07F	5A07F	5A07F	5A07F	5A07F
21530	178	RCNT EMPLYMT EXP							4D03A	4D03A	4D03A	4D03A	4D03A	4D03A	4D03A
21540	179	JOB-#HRS/WEEK							4D03B	4D03B	4D03B	4D03B	4D03B	4D03B	4D03B
21550	179	JOB-SUPERVSR AGE							4D04	4D04	4D04	4D04	4D04	4D04	4D04
21560	179	JOB-#WKRS OWN AG							4D05	4D05	4D05	4D05	4D05	4D05	4D05
21570		JOB-USE BEST SKL							4D06A	4D06A	4D06A	4D06A	4D06A	4D06A	4D06A
21580		JOB-TEACH SKILLS							4D06B	4D06B	4D06B	4D06B	4D06B	4D06B	4D06B
21590		JOB-USE LRND SKL							4D06C	4D06C	4D06C	4D06C	4D06C	4D06C	4D06C
21600		JOB-DIF SOC BKGD							4D06D	4D06D	4D06D	4D06D	4D06D	4D06D	4D06D
21610		JOB-OVER AGE 30							4D06E	4D06E	4D06E	4D06E	4D06E	4D06E	4D06E
21620		JOB-->STRESS							4D06F	4D06F	4D06F	4D06F	4D06F	4D06F	4D06F
21630		JOB-INTRFR W ED							4D06G	4D06G	4D06G	4D06G	4D06G	4D06G	4D06G
21640		JOB-INTRFR W SOC							4D06H	4D06H	4D06H	4D06H	4D06H	4D06H	4D06H
21650		JOB-INTRFR W FAM							4D06I	4D06I	4D06I	4D06I	4D06I	4D06I	4D06I
21660		JOB-INTERESTING							4D07A	4D07A	4D07A	4D07A	4D07A	4D07A	4D07A
21670		JOB-HAPPY FR LIF							4D07B	4D07B	4D07B	4D07B	4D07B	4D07B	4D07B
21680		JOB-EXPCT FR LIF													

C04: WORK AND LEISURE. Preferences regarding job characteristics (continued)

C05: WORK and LEISURE. Desirability of different working arrangements and settings

C06: WORK AND LEISURE. Work ethic / success orientation

C07: WORK and LEISURE. Leisure time: extent, activities

*=item text changed from previous year



Item Ref. No.	Page Loc. in Vol.	ITEM DESCRIPTION (ABBREVIATED)	QUESTIONNAIRE LOCATION BY YEAR (FORM, SECTION, AND QUESTION NUMBER)												
			1976	1977	1978	1979	1980	1981	1982	1983	1984	1985	1986	1987	1988

C07: WORK and LEISURE. Leisure time: extent, activities (continued)

05890	220	DALY ACTV SPORTS													
05900	104	DALY ART/CRAFTS	2A02I	2A02I	2A02I	2A02I	2A02I	2A02I	2A02I	2A02I	2A02I	2A02I	2A02I	2A02I	2A02I
05910	104	DALY WRK HSE,CAR	2A02J	2A02J	2A02J	2A02J	2A02J	2A02J	2A02J	2A02J	2A02J	2A02J	2A02J	2A02J	2A02J
05920	104	DALY VIST W/FRDS	2A02K	2A02K	2A02K	2A02K	2A02K	2A02K	2A02K	2A02K	2A02K	2A02K	2A02K	2A02K	2A02K
05920	221	DALY VIST W/FRDS													
05930		DALY GO SHOPPING	2A02L	2A02L	2A02L	2A02L	2A02L	2A02L	2A02L	2A02L	2A02L	2A02L	2A02L	2A02L	2A02L
05930		DALY GO SHOPPING													
05935	104	DALY GO TO MALL													
05935	221	DALY GO TO MALL													
05940	104	DALY ALONE LEISR	2A02M	2A02M*	2A02M	2A02M	2A02M	2A02M	2A02M	2A02M	2A02M	2A02M	2A02M	2A02M	2A02M
05940	221	DALY ALONE LEISR													
05950	104	DALY READ BK,MAG	2A02N	2A02N	2A02N	2A02N	2A02N	2A02N	2A02N	2A02N	2A02N	2A02N	2A02N	2A02N	2A02N
05960	105	DALY GO TO BARS	2A02O	2A02O	2A02O	2A02O	2A02O	2A02O	2A02O	2A02O	2A02O	2A02O	2A02O	2A02O	2A02O
05960	221	DALY GO TO BARS													
05970	105	DALY GO TO PARTY	2A02P	2A02P	2A02P	2A02P	2A02P	2A02P	2A02P	2A02P	2A02P	2A02P	2A02P	2A02P	2A02P
05970	221	DALY GO TO PARTY													
05980		DALY GO CHURCH	2A02D												
10550	173	#HRS TV/DAY/5+	4A16	4A16	4A16	4A16	4A16	4A16	4A16	4A16	4A16	4A16	4A16	4A16	4A16
10560	174	#BKS LAST YR/10+	4A17	4A17	4A17	4A17	4A17	4A17	4A17	4A17	4A17	4A17	4A17	4A17	4A17
21900	216	#X/LAST12M PARTY													
21910	216	PARTY-PPL OVR 30										5E08A	5E08A	5E08A	5E08A
21920	216	PARTY-ONE HI ALC										5E08B	5E08B	5E08B	5E08B
21930	217	PARTY-OTH HI ALC										5E08C	5E08C	5E08C	5E08C
21940	217	PARTY-YOU HI ALC										5E08D	5E08D	5E08D	5E08D
21950	217	PARTY-PRESS ALCL										5E08E	5E08E	5E08E	5E08E
21960	217	PARTY-PRS HI ALC										5E08F	5E08F	5E08F	5E08F
21970	217	PARTY-ONE HI MJ										5E08G	5E08G	5E08G	5E08G
21980	217	PARTY-OTH HI MJ										5E08H	5E08H	5E08H	5E08H
21990	217	PARTY-YOU HI MJ										5E08I	5E08I	5E08I	5E08I
22000	218	PARTY-PRESS MJ										5E08J	5E08J	5E08J	5E08J
22010	218	PARTY-ONE HI OTD										5E08K	5E08K	5E08K	5E08K
22020	218	PARTY-OTH HI OTD										5E08L	5E08L	5E08L	5E08L
22030	218	PARTY-YOU HI OTD										5E08M	5E08M	5E08M	5E08M
22040	218	PARTY-PRESS OTDG										5E08N	5E08N	5E08N	5E08N
22170	131	SCH ACTV-PBLCTNS												2E14A	2E14A
22170	225	SCH ACTV-PBLCTNS													
22180	131	SCH ACTV-PRF ART												2E14B	2E14B
22180	226	SCH ACTV-PRF ART													
22190	132	SCH ACTV-ATHLTCS												2E14C	2E14C
22190	226	SCH ACTV-ATHLTCS													
22200	132	SCH ACTV-OTH ACT												2E14D	2E14D
22200	226	SCH ACTV-OTH ACT													
23070	221	DALY READ MAGZNS													
23080	221	DALY READ NWSPPR													
23360	226	SCH ATV-ACDMC CL													
23370	226	SCH ATV-STDN GVT													
29620	105	DALY GO VID ARC													
29620		DALY GO VID ARC													
29760	221	DALY GO TO RAVES													
29950	159	#HR/W CMPUTR OTH													

C08: WORK and LEISURE. Attitudes toward leisure time

01370	46	SAT SPD LEISR	1A006K	1A006K	1A006K	1A006K	1A006K	1A006K	1A006K	1A006K	1A006K	1A006K	1A006K	1A006K	1A006K
01440	47	IMP TM RCRN&HBY	1A007D	1A007D	1A007D	1A007D	1A007D	1A007D	1A007D	1A007D	1A007D	1A007D	1A007D	1A007D	1A007D
09880		DK DO W LEISR TM													
09890		TM QUIK/LEIS HRS													
09900		WASTE LEIS TIME													
09910		ENUF TIME FR THG													
11240		P'IDEA OF LSR TM	4E08B	4E08B	4E07B	4E07B	4E07B	4E07B	4E07B	4E07B	4E07B	4E07B	4E07B	4E06B	4E06B
22050	218	PRFR PTY-PPL >30										5E09A	5E09A	5E09A	5E09A
22060	218	PRF PTY-U HI ALC										5E09B	5E09B	5E09B	5E09B
22070	219	PR PTY-OTH HI AL										5E09C	5E09C	5E09C	5E09C
22080	219	PRF PTY-U USE MJ										5E09D	5E09D	5E09D	5E09D
22090	219	PR PTY-OT USE MJ										5E09E	5E09E	5E09E	5E09E
22100	219	PR PTY-U USE OTD										5E09F	5E09F	5E09F	5E09F
22110	219	PR PTY-OT USE OT										5E09G	5E09G	5E09G	5E09G

C09: WORK and LEISURE. Computer use

29930	158	#HR/W CMPUTR SCH													
29940	158	#HR/W CMPUTR JOB													
29950	159	#HR/W CMPUTR OTH													

D01: SEX ROLES and FAMILY. Dating and marriage: status, attitudes, expectations

00060	21	R NOT MARRIED	1C06	1C06	1C06	1C06	1C06	1C06	1C06	1C06	1C06	1C06	1C06	1C06	1C06
00060	21	R NOT MARRIED	2C06	2C06	2C06	2C06	2C06	2C06	2C06	2C06	2C06	2C06	2C06	2C06	2C06
00060	21	R NOT MARRIED	3C06	3C06	3C06	3C06	3C06	3C06	3C06	3C06	3C06	3C06	3C06	3C06	3C06

*=item text changed from previous year

D01: SEX ROLES and FAMILY. Dating and marriage: status, attitudes, expectations (continued)

D02: SEX ROLES and FAMILY. Parenthood: status, attitudes, expectations

D03: SEX ROLES and FAMILY. Values surrounding marriage and family

D04: SEX ROLES and FAMILY. Preferences regarding marital/familial arrangements

06160	108	-CHL,HB WK1.,W=0	2A08A	2A08A	2A08A	2A08A	2A08A	2A08A	2A08A	2A08A	2A08A	2A08A	2A08A	2A08A
06170	108	-CHL,HB WK1.,W.5	2A08B	2A08B	2A08B	2A08B	2A08B	2A08B	2A08B	2A08B	2A08B	2A08B	2A08B	2A08B
06180	108	-CHL,HB&WF WK 1.	2A08C	2A08C	2A08C	2A08C	2A08C	2A08C	2A08C	2A08C	2A08C	2A08C	2A08C	2A08C
06190	108	-CHL,HB&WF WK .5	2A08D	2A08D	2A08D	2A08D	2A08D	2A08D	2A08D	2A08D	2A08D	2A08D	2A08D	2A08D
06200	108	-CHL,W WK 1.,H.5	2A08E	2A08E	2A08E	2A08E	2A08E	2A08E	2A08E	2A08E	2A08E	2A08E	2A08E	2A08E
06210	108	-CHL,W WK 1.,H=0	2A08F	2A08F	2A08F	2A08F	2A08F	2A08F	2A08F	2A08F	2A08F	2A08F	2A08F	2A08F
06220	108	PSCH,HB WK1.,W=0	2A09A	2A09A	2A09A	2A09A	2A09A	2A09A	2A09A	2A09A	2A09A	2A09A	2A09A	2A09A
06230	109	PSCH,HB WK1.,W.5	2A09B	2A09B	2A09B	2A09B	2A09B	2A09B	2A09B	2A09B	2A09B	2A09B	2A09B	2A09B
06240	109	PSCH,HB&WF WK 1.	2A09C	2A09C	2A09C	2A09C	2A09C	2A09C	2A09C	2A09C	2A09C	2A09C	2A09C	2A09C
06250	109	PSCH,HB&WF WK .5	2A09D	2A09D	2A09D	2A09D	2A09D	2A09D	2A09D	2A09D	2A09D	2A09D	2A09D	2A09D
06260	109	PSCH,WF WK1.,H.5	2A09E	2A09E	2A09E	2A09E	2A09E	2A09E	2A09E	2A09E	2A09E	2A09E	2A09E	2A09E
06270	109	PSCH,WF WK1.,H=0	2A09F	2A09F	2A09F	2A09F	2A09F	2A09F	2A09F	2A09F	2A09F	2A09F	2A09F	2A09F
06280	109	H WK,W -WK,W CCR	2A10A	2A10A	2A10A	2A10A	2A10A	2A10A	2A10A	2A10A	2A10A	2A10A	2A10A	2A10A
06290	109	H WK,W -WK,W>CCR	2A10B	2A10B	2A10B	2A10B	2A10B	2A10B	2A10B	2A10B	2A10B	2A10B	2A10B	2A10B
06300	110	H WK,W -WK,=CHCR	2A10C	2A10C	2A10C	2A10C	2A10C	2A10C	2A10C	2A10C	2A10C	2A10C	2A10C	2A10C
06310	110	H WK,W -WK,H>CCR	2A10D	2A10D	2A10D	2A10D	2A10D	2A10D	2A10D	2A10D	2A10D	2A10D	2A10D	2A10D
06320	110	H WK,W -WK,H CCR	2A10E	2A10E	2A10E	2A10E	2A10E	2A10E	2A10E	2A10E	2A10E	2A10E	2A10E	2A10E
11560		H&W WK,WF AL HWK		4E11A	4E10A	4E10A	4E10A	4E10A						
11570		H&W WK,WF MS HWK		4E11B	4E10B	4E10B	4E10B	4E10B						
11580		H&W WK,DO = HWRK		4E11C	4E10C	4E10C	4E10C	4E10C						
11590		H&W WK,HB MS HWK		4E11D	4E10D	4E10D	4E10D	4E10D						
11600		H&W WK,HB AL HWK		4E11E	4E10E	4E10E	4E10E	4E10E						
11610		H&W WK+CH,W CHCR		4E12A	4E11A	4E11A	4E11A	4E11A						
11620		H&W WK+CH,W>CHCR		4E12B	4E11B	4E11B	4E11B	4E11B						
11630		H&W WK+CH,=CHCAR		4E12C	4E11C	4E11C	4E11C	4E11C						
11640		H&W WK+CH,H>CHCR		4E12D	4E11D	4E11D	4E11D	4E11D						
11650		H&W WK+CH,H CHCR		4E12E	4E11E	4E11E	4E11E	4E11E						
13150		FAM+REL GD/CHILD	5E01A											
13160		FAM+REL GD/PARNT	5E01B											
13170		FAM+REL GD/GRPNT	5E01C											
13180		FAM+REL,R LIK/PT	5E01D											

D01: SEX ROLES and FAMILY. Dating and marriage: status, attitudes, expectations (continued)

D02: SEX ROLES and FAMILY. Parenthood: status, attitudes, expectations

D03: SEX ROLES and FAMILY. Values surrounding marriage and family

D04: SEX ROLES and FAMILY. Preferences regarding marital/familial arrangements

[illegible]

Item Ref. No.	QUESTIONNAIRE LOCATION BY YEAR (FORM, SECTION, AND QUESTION NUMBER)																
	1989	1990	1991	1992	1993	1994	1995	1996	1997	1998	1999	2000	2001	2002	2003	2004	2005

D05: SEX ROLES and FAMILY. Sex role attitudes

07970	3A03E	3A03E	3A03E	3A03E	3A03E	3A03E	3A03E	3A03E	3A03E	3A03E	3A03E	3A03E	3A03E	3A03E	3A03E	3A03E	3A03E
07980	3A03F	3A03F	3A03F	3A03F	3A03F	3A03F	3A03F	3A03F	3A03F	3A03F	3A03F	3A03F	3A03F	3A03F	3A03F	3A03F	3A03F
07990	3A03G	3A03G	3A03G	3A03G	3A03G	3A03G	3A03G	3A03G	3A03G	3A03G	3A03G	3A03G	3A03G	3A03G	3A03G	3A03G	3A03G
10500	4A15D	4A15D	4A15D	4A15D	4A15D	4A15D	4A15D	4A15D	4A15D	4A15D	4A15D	4A15D	4A15D	4A15D	4A15D	4A15D	4A15D
10510	4A15E	4A15E	4A15E	4A15E	4A15E	4A15E	4A15E	4A15E	4A15E	4A15E	4A15E	4A15E	4A15E	4A15E	4A15E	4A15E	4A15E
10520	4A15F	4A15F	4A15F	4A15F	4A15F	4A15F	4A15F	4A15F	4A15F	4A15F	4A15F	4A15F	4A15F	4A15F	4A15F	4A15F	4A15F
10530	4A15G	4A15G	4A15G	4A15G	4A15G	4A15G	4A15G	4A15G	4A15G	4A15G	4A15G	4A15G	4A15G	4A15G	4A15G	4A15G	4A15G
10540	4A15H	4A15H	4A15H	4A15H	4A15H	4A15H	4A15H	4A15H	4A15H	4A15H	4A15H	4A15H	4A15H	4A15H	4A15H	4A15H	4A15H
11330	4E06K	4E06K	4E06K	4E06K	4E06K	4E06K	4E06K	4E06K	4E06K	4E06K	4E06K	4E06K	4E06K	4E06K	4E06K	4E06K	4E06K
12160	5A18K	5A18K	5A18K	5A18K	5A18K	5A18K	5A18K	5A18K	5A18K	5A18K	5A18K	5A18K	5A18K	5A18K	5A18K	5A18K	5A18K
12170																	
12170	5A18L	5A18L	5A18L	5A18L	5A18L	5A18L	5A18L	5A18L	5A18L	5A18L	5A18L	5A18L	5A18L	5A18L	5A18L	5A18L	5A18L
12180																	
12180	5A18M	5A18M	5A18M	5A18M	5A18M	5A18M	5A18M	5A18M	5A18M	5A18M	5A18M	5A18M	5A18M	5A18M	5A18M	5A18M	5A18M
12190	5A18N	5A18N	5A18N	5A18N	5A18N	5A18N	5A18N	5A18N	5A18N	5A18N	5A18N	5A18N	5A18N	5A18N	5A18N	5A18N	5A18N

D06: SEX ROLES and FAMILY. Opinions regarding gender discrimination

07930	3A03A	3A03A	3A03A	3A03A	3A03A	3A03A	3A03A	3A03A	3A03A	3A03A	3A03A	3A03A	3A03A	3A03A	3A03A	3A03A	3A03A
07940	3A03B	3A03B	3A03B	3A03B	3A03B	3A03B	3A03B	3A03B	3A03B	3A03B	3A03B	3A03B	3A03B	3A03B	3A03B	3A03B	3A03B
07950	3A03C	3A03C	3A03C	3A03C	3A03C	3A03C	3A03C	3A03C	3A03C	3A03C	3A03C	3A03C	3A03C	3A03C	3A03C	3A03C	3A03C
07960	3A03D	3A03D	3A03D	3A03D	3A03D	3A03D	3A03D	3A03D	3A03D	3A03D	3A03D	3A03D	3A03D	3A03D	3A03D	3A03D	3A03D
10370	4A13B	4A13B	4A13B	4A13B	4A13B	4A13B	4A13B	4A13B	4A13B	4A13B	4A13B	4A13B	4A13B	4A13B	4A13B	4A13B	4A13B
11180	4E03	4E03	4E03	4E03	4E03	4E03	4E03	4E03	4E03	4E03	4E03	4E03	4E03	4E03	4E03	4E03	4E03
12290	5A22A	5A22A	5A22A	5A22A	5A22A	5A22A	5A22A	5A22A	5A22A	5A22A	5A22A	5A22A	5A22A	5A22A	5A22A	5A24A	5A24A
12300	5A22B	5A22B	5A22B	5A22B	5A22B	5A22B	5A22B	5A22B	5A22B	5A22B	5A22B	5A22B	5A22B	5A22B	5A22B	5A24B	5A24B
12310	5A22C	5A22C	5A22C	5A22C	5A22C	5A22C	5A22C	5A22C	5A22C	5A22C	5A22C	5A22C	5A22C	5A22C	5A22C	5A24C	5A24C
12320	5A22D	5A22D	5A22D	5A22D	5A22D	5A22D	5A22D	5A22D	5A22D	5A22D	5A22D	5A22D	5A22D	5A22D	5A22D	5A24D	5A24D
12330	5A22E	5A22E	5A22E	5A22E	5A22E	5A22E	5A22E	5A22E	5A22E	5A22E	5A22E	5A22E	5A22E	5A22E	5A22E	5A24E	5A24E
12340	5A22F	5A22F	5A22F	5A22F	5A22F	5A22F	5A22F	5A22F	5A22F	5A22F	5A22F	5A22F	5A22F	5A22F	5A22F	5A24F	5A24F
12350	5A22G	5A22G	5A22G	5A22G	5A22G	5A22G	5A22G	5A22G	5A22G	5A22G	5A22G	5A22G	5A22G	5A22G	5A22G	5A24G	5A24G

E01: POPULATION CONCERNS. Overpopulation

08360	3A22	3A22	3A22	3A22	3A22	3A22	3A22	3A22	3A22	3A22	3A22	3A22	3A22	3A22	3A22	3A22	3A22
09760	3E03A	3E03A	3E03A	3E03A	3E03A	3E03A	3E03A	3E03A	3E03A	3E04A	3E04A	3E04A	3E04A	3E04A	3E04A	3E04A	3E04A
09770	3E03B	3E03B	3E03B	3E03B	3E03B	3E03B	3E03B	3E03B	3E03B	3E04B	3E04B	3E04B	3E04B	3E04B	3E04B	3E04B	3E04B
09780	3E03C	3E03C	3E03C	3E03C	3E03C	3E03C	3E03C	3E03C	3E03C	3E04C	3E04C	3E04C	3E04C	3E04C	3E04C	3E04C	3E04C
09790	3E03D	3E03D	3E03D	3E03D	3E03D	3E03D	3E03D	3E03D	3E03D								
09830																	
09840																	
09850																	
11670	5A03B	5A03B	5A03B	5A03B	5A03B	5A03B	5A03B	5A03B	5A03B	5A03B	5A03B	5A03B	5A03B	5A03B	5A03B	5A03B	5A03B
12270	5A20H	5A20H	5A20H	5A20H	5A20H	5A20H	5A20H	5A20H	5A20H	5A20H	5A20H	5A20H	5A20H	5A20H	5A20H	5A20H	5A20H

E02: POPULATION CONCERNS. Birth control

09800	3E03E	3E03E	3E03E	3E03E	3E03E	3E03E	3E03E	3E03E	3E03E								
09810	3E03F	3E03F	3E03F	3E03F	3E03F	3E03F	3E03F	3E03F	3E03F								
09820	3E03G	3E03G	3E03G	3E03G	3E03G	3E03G	3E03G	3E03G	3E03G								
09860	3E04	3E04	3E04	3E04	3E04	3E04	3E04	3E04	3E04								
09870	3E05	3E05	3E05	3E05	3E05	3E05	3E05	3E05	3E05								

F01: CONSERVATION, MATERIALISM, EQUITY, ETC. Personal materialism

01350	1A006I	1A006I	1A006I	1A006I	1A006I	1A006I	1A006I	1A006I	1A006I	1A006I	1A006I	1A006I	1A006I	1A006I	1A006I	1A006I	1A006I
01430	1A007C	1A007C	1A007C	1A007C	1A007C	1A007C	1A007C	1A007C	1A007C	1A007C	1A007C	1A007C	1A007C	1A007C	1A007C	1A007C	1A007C
05930	2A02L	2A02L	2A02L	2A02L	2A02L	2A02L	2A02L	2A02L	2A02L	2A02L	2A02L	2A02L	2A02L	2A02L	2A02L	2A02L	2A02L
05930	6A02H	6A02H	6A02H	6A02H	6A02H	6A02H	6A02H	6A02H	6A02H	6A02H	6A02H	6A02H	6A02H	6A02H	6A02H	6A02H	6A02H
07700																	
07710																	
07720																	
07730																	
07740																	
07750																	
07760																	
07770																	
07780																	
07790																	
07800																	
07810																	
07820																	
07830																	
08020	3A04C	3A04C	3A04C	3A04C	3A04C	3A04C	3A04C	3A04C	3A04C	3A04C	3A04C	3A04C	3A04C	3A04C	3A04C	3A04C	3A04C
10060	4A06J	4A06J	4A06J	4A06J	4A06J	4A06J	4A06J	4A06J	4A06J	4A06J	4A06J	4A06J	4A06J	4A06J	4A06J	4A06J	4A06J
10060	5A18I	5A18I	5A18I	5A18I	5A18I	5A18I	5A18I	5A18I	5A18I	5A18I	5A18I	5A18I	5A18I	5A18I	5A18I	5A18I	5A18I
10140	4A08F	4A08F	4A08F	4A08F	4A08F	4A08F	4A08F	4A08F	4A08F	4A08F	4A08F	4A08F	4A08F	4A08F	4A08F	4A08F	4A08F
12020	5A15A	5A15A	5A15A	5A15A	5A15A	5A15A	5A15A	5A15A	5A15A	5A15A	5A15A	5A15A	5A15A	5A15A	5A15A	5A15A	5A15A
12030	5A15B	5A15B	5A15B	5A15B	5A15B	5A15B	5A15B	5A15B	5A15B	5A15B	5A15B	5A15B	5A15B	5A15B	5A15B	5A15B	5A15B

F01: CONSERVATION. MATERIALISM. EQUITY. ETC. Personal materialism (continued)

F02: CONSERVATION. MATERIALISM. EQUITY. ETC. Societal materialism and advertising

F03: CONSERVATION, MATERIALISM, EQUITY, ETC. Concern with world hunger and poverty

F04: CONSERVATION, MATERIALISM, EQUITY, ETC. Ecological concerns

[illegible]



Item Ref. No.	Page Loc. in Vol.	ITEM DESCRIPTION (ABBREVIATED)	QUESTIONNAIRE LOCATION BY YEAR (FORM, SECTION, AND QUESTION NUMBER)												
			1976	1977	1978	1979	1980	1981	1982	1983	1984	1985	1986	1987	1988

F05: CONSERVATION, MATERIALISM, EQUITY, ETC. Concern with conservation of resources

09750	156	FUTR,HAV2 CNSUM<	3E03	3E03	3E03	3E03	3E03	3E03	3E02	3E02	3E02	3E02	3E02	3E02	3E02
10930	180	SOCTY WONT LAST	4D03B	4D03B	4D03B	4D03B	4D03B	4D03B	4D10B	4D10B	4D10B	4D10B	4D10B	4D10B	4D10B
11700	190	WR/NT ENRGY SHRT	5A03E	5A03E	5A03E	5A03E	5A03E	5A03E	5A03E	5A03E	5A03E	5A03E	5A03E	5A03E	5A03E
11730	191	WR/NT USE OPN LD	5A03H	5A03H	5A03H	5A03H	5A03H	5A03H	5A03H	5A03H	5A03H	5A03H	5A03H	5A03H	5A03H
12000	194	R CUT ELECTRICTY	5A13	5A13	5A13	5A13	5A13	5A13	5A13	5A13	5A13	5A13	5A13	5A13	5A13
12010	194	RDCE HEAT R'S HM	5A14	5A14	5A14	5A14	5A14	5A14	5A14	5A14	5A14	5A14	5A14	5A14	5A14

F06: CONSERVATION, MATERIALISM, EQUITY, ETC. Preferences regarding dwelling type and urbanicity

17860		DESRD LVG RURAL			4E09A		4E09A	4E09A	4E09A						
17870		DESRD LVG SM TWN			4E09B		4E09B	4E09B	4E09B						
17880		DESRD LVG SM CTY			4E09C		4E09C	4E09C	4E09C						
17890		DESRD LVG SUBURB			4E09D		4E09D	4E09D	4E09D						
17900		DESRD LVG LG CTY			4E09E		4E09E	4E09E	4E09E						
17910		DSRD HSG 1 FAMLY			4E09F		4E09F	4E09F	4E09F						
17920		DSRD HSG 2 FAMLY			4E09G		4E09G	4E09G	4E09G						
17930		DSRD HSG CNDMINM			4E09H		4E09H	4E09H	4E09H						
17940		DSRD HSG APT BLD			4E09I		4E09I	4E09I	4E09I						
17950		DSRD HSG HI RISE			4E09J		4E09J	4E09J	4E09J						

F07: CONSERVATION, MATERIALISM, EQUITY, ETC. Driving and use of mass transit

00640	27	DRIVE>200 MI/WK	1C27	1C27	1C27	1C27	1C27	1C27	1C27	1C27	1C27	1C27	1C27	1C27	1C27
00640	27	DRIVE>200 MI/WK	2C27	2C27	2C27	2C27	2C27	2C27	2C27	2C27	2C27	2C27	2C27	2C27	2C27
00640	27	DRIVE>200 MI/WK	3C27	3C27	3C27	3C27	3C27	3C27	3C27	3C27	3C27	3C27	3C27	3C27	3C27
00640	27	DRIVE>200 MI/WK	4C27	4C27	4C27	4C27	4C27	4C27	4C27	4C27	4C27	4C27	4C27	4C27	4C27
00640	27	DRIVE>200 MI/WK	5C27	5C27	5C27	5C27	5C27	5C27	5C27	5C27	5C27	5C27	5C27	5C27	5C27
00650	27	#X/12MO R TCKTD	1C28	1C28	1C28	1C28	1C28	1C28	1C28	1C28	1C28	1C28	1C28	1C28	1C28
00650	27	#X/12MO R TCKTD	2C28	2C28	2C28	2C28	2C28	2C28	2C28	2C28	2C28	2C28	2C28	2C28	2C28
00650	27	#X/12MO R TCKTD	3C28	3C28	3C28	3C28	3C28	3C28	3C28	3C28	3C28	3C28	3C28	3C28	3C28
00650	27	#X/12MO R TCKTD	4C28	4C28	4C28	4C28	4C28	4C28	4C28	4C28	4C28	4C28	4C28	4C28	4C28
00650	27	#X/12MO R TCKTD	5C28	5C28	5C28	5C28	5C28	5C28	5C28	5C28	5C28	5C28	5C28	5C28	5C28
00650	27	#X/12MO R TCKTD													
00690	28	#ACCIDNTS/12 MO	1C30	1C30	1C30	1C30	1C30	1C30	1C30	1C30	1C30	1C30	1C30	1C30	1C30
00690	28	#ACCIDNTS/12 MO	2C30	2C30	2C30	2C30	2C30	2C30	2C30	2C30	2C30	2C30	2C30	2C30	2C30
00690	28	#ACCIDNTS/12 MO	3C30	3C30	3C30	3C30	3C30	3C30	3C30	3C30	3C30	3C30	3C30	3C30	3C30
00690	28	#ACCIDNTS/12 MO	4C30	4C30	4C30	4C30	4C30	4C30	4C30	4C30	4C30	4C30	4C30	4C30	4C30
00690	28	#ACCIDNTS/12 MO	5C30	5C30	5C30	5C30	5C30	5C30	5C30	5C30	5C30	5C30	5C30	5C30	5C30
00690	28	#ACCIDNTS/12 MO													
08030	138	USE BYC/MAS TRAN	3A04D	3A04D	3A04D	3A04D	3A04D	3A04D	3A04D	3A04D	3A04D	3A04D	3A04D	3A04D	3A04D
11960	194	DNT HV DRVR LCNS	5A09	5A09	5A09	5A09	5A09	5A09	5A09	5A09	5A09	5A09	5A09	5A09	5A09
11970	194	DONT OWN CAR	5A10	5A10	5A10	5A10	5A10	5A10	5A10	5A10	5A10	5A10	5A10	5A10	5A10
11980	194	NEVR USE OTHS CR	5A11	5A11	5A11	5A11	5A11	5A11	5A11	5A11	5A11	5A11	5A11	5A11	5A11
11990	194	R CUT DRIVING	5A12	5A12	5A12	5A12	5A12	5A12	5A12	5A12	5A12	5A12	5A12	5A12	5A12
16430		SAT EVB CAR POOL			2E05A										
22210		USE SEATBLT-DRVR											2E22	2E23	2E23
22210	29	USE SEATBLT-DRVR													
22220		USE SEATBLT-RIDR											2E23	2E24	2E24
22220	29	USE SEATBLT-RIDR													

G: RELIGION. Religious preferences, activities, views

00360	23	R'S RELGS PRFNC	1C13A	1C13A	1C13A	1C13A	1C13A	1C13A	1C13A*	1C13A	1C13A	1C13A	1C13A	1C13A	1C13A
00360	23	R'S RELGS PRFNC	2C13A	2C13A	2C13A	2C13A	2C13A	2C13A	2C13A*	2C13A	2C13A	2C13A	2C13A	2C13A	2C13A
00360	23	R'S RELGS PRFNC	3C13A	3C13A	3C13A	3C13A	3C13A	3C13A	3C13A*	3C13A	3C13A	3C13A	3C13A	3C13A	3C13A
00360	23	R'S RELGS PRFNC	4C13A	4C13A	4C13A	4C13A	4C13A	4C13A	4C13A*	4C13A	4C13A	4C13A	4C13A	4C13A	4C13A
00360	23	R'S RELGS PRFNC	5C13A	5C13A	5C13A	5C13A	5C13A	5C13A	5C13A*	5C13A	5C13A	5C13A	5C13A	5C13A	5C13A
00360	23	R'S RELGS PRFNC													
00370	23	R'ATTND REL SVC	1C13B	1C13B	1C13B	1C13B	1C13B	1C13B	1C13B	1C13B	1C13B	1C13B	1C13B	1C13B	1C13B
00370	23	R'ATTND REL SVC	2C13B	2C13B	2C13B	2C13B	2C13B	2C13B	2C13B	2C13B	2C13B	2C13B	2C13B	2C13B	2C13B
00370	23	R'ATTND REL SVC	3C13B	3C13B	3C13B	3C13B	3C13B	3C13B	3C13B	3C13B	3C13B	3C13B	3C13B	3C13B	3C13B
00370	23	R'ATTND REL SVC	4C13B	4C13B	4C13B	4C13B	4C13B	4C13B	4C13B	4C13B	4C13B	4C13B	4C13B	4C13B	4C13B
00370	23	R'ATTND REL SVC	5C13B	5C13B	5C13B	5C13B	5C13B	5C13B	5C13B	5C13B	5C13B	5C13B	5C13B	5C13B	5C13B
00370	23	R'ATTND REL SVC													
00380	23	RLGN IMP R'S LF	1C13C	1C13C	1C13C	1C13C	1C13C	1C13C	1C13C	1C13C	1C13C	1C13C	1C13C	1C13C	1C13C
00380	23	RLGN IMP R'S LF	2C13C	2C13C	2C13C	2C13C	2C13C	2C13C	2C13C	2C13C	2C13C	2C13C	2C13C	2C13C	2C13C
00380	23	RLGN IMP R'S LF	3C13C	3C13C	3C13C	3C13C	3C13C	3C13C	3C13C	3C13C	3C13C	3C13C	3C13C	3C13C	3C13C
00380	23	RLGN IMP R'S LF	4C13C	4C13C	4C13C	4C13C	4C13C	4C13C	4C13C	4C13C	4C13C	4C13C	4C13C	4C13C	4C13C
00380	23	RLGN IMP R'S LF	5C13C	5C13C	5C13C	5C13C	5C13C	5C13C	5C13C	5C13C	5C13C	5C13C	5C13C	5C13C	5C13C
00380	23	RLGN IMP R'S LF													
05980		DALY GO CHURCH	2A02D												
06930		DHNSTY CHURCHES	2D04E	2D04E	2D04E	2D04E	2D04E	2D04E	2D04E	2D04E	2D04E	2D04E	2D04E	2D04E	2D04E
08420	144	GD JB CHURCHES	3A24E	3A24E	3A24E	3A24E	3A24E	3A24E	3A24E	3A24E	3A24E	3A24E	3A24E	3A24E	3A24E
10360	171	JOB OBSTC RELGN	4A13A	4A13A	4A13A	4A13A	4A13A	4A13A	4A13A	4A13A	4A13A	4A13A	4A13A	4A13A	4A13A
10590	174	>INFLC CHURCHES	4A19C	4A19C	4A19C	4A19C	4A19C	4A19C	4A19C	4A19C	4A19C	4A19C	4A19C	4A19C	4A19C
11360		PIDEA OF RELGION	4E08N	4E08N	4E07N	4E07N	4E07N	4E07N	4E07N	4E07N	4E07N	4E07N	4E07N	4E07N	4E06N
11910	193	RCL CNTCT CHURCH	5A07C	5A07C	5A07C	5A07C	5A07C	5A07C	5A07C	5A07C	5A07C	5A07C	5A07C	5A07C	5A07C
12230	199	CTB TO RELGS ORG	5A20D	5A20D	5A20D	5A20D	5A20D	5A20D	5A20D	5A20D	5A20D	5A20D	5A20D	5A20D	5A20D

* = item text changed from previous year

J: SOCIAL PROBLEMS. Interest and concerns (continued)

[illegible]

K01: MAJOR SOCIAL INSTITUTIONS. Trust (See also C05)

[illegible]

K02: MAJOR SOCIAL INSTITUTIONS. Satisfaction with performance

[illegible]

K03: MAJOR SOCIAL INSTITUTIONS. Preferred influence

[illegible]

L01: MILITARY. Plans for military service

[illegible]


P01: HAPPINESS. Happiness: satisfaction with life and self (continued)

P02: HAPPINESS. Satisfaction with specific life domains

Q01: OTHER PERSONALITY VARIABLES. Attitudes about self, self-esteem

Q02: OTHER PERSONALITY VARIABLES. Locus of control

*=item text changed from previous year



Item Ref. No.	Page Loc. in Vol.	ITEM DESCRIPTION (ABBREVIATED)	QUESTIONNAIRE LOCATION BY YEAR (FORM, SECTION, AND QUESTION NUMBER)												
			1976	1977	1978	1979	1980	1981	1982	1983	1984	1985	1986	1987	1988

Q02: OTHER PERSONALITY VARIABLES. Locus of control (continued)

12610	206	ACPT LIFE->HAPPR	5D01G	5D01G	5D01G	5D01G	5D01G	5D01G	5D01G	5D01G	5D01G	5D01G	5D01G	5D01G	5D01G
12630	206	PPL LK ME -CHANC	5D01I	5D01I	5D01I	5D01I	5D01I	5D01I	5D01I	5D01I	5D01I	5D01I	5D01I	5D01I	5D01I
12640	207	MY PLANS DO WORK		5D01J	5D01J	5D01J	5D01J	5D01J	5D01J	5D01J	5D01J	5D01J	5D01J	5D01J	5D01J
12700	207	PPL MASTER FATE		5D01P	5D01P	5D01P	5D01P	5D01P	5D01P	5D01P	5D01P	5D01P	5D01P	5D01P	5D01P
12740	208	PLANS->BTR RSLTS		5D01T	5D01T	5D01T	5D01T	5D01T	5D01T	5D01T	5D01T	5D01T	5D01T	5D01T	5D01T

Q03: OTHER PERSONALITY VARIABLES. Loneliness

12650	207	OFTN FEEL LONELY		5D01K	5D01K	5D01K	5D01K	5D01K	5D01K	5D01K	5D01K	5D01K	5D01K	5D01K	5D01K
12670	207	ALWYS SM1 HELP R		5D01M	5D01M	5D01M	5D01M	5D01M	5D01M	5D01M	5D01M	5D01M	5D01M	5D01M	5D01M
12690	207	OFTN FL LEFT OUT		5D01O	5D01O	5D01O	5D01O	5D01O	5D01O	5D01O	5D01O	5D01O	5D01O	5D01O	5D01O
12710	208	USLY SM1 TALK TO		5D01Q	5D01Q	5D01Q	5D01Q	5D01Q	5D01Q	5D01Q	5D01Q	5D01Q	5D01Q	5D01Q	5D01Q
12730	208	OFT WSH MOR FRND		5D01S	5D01S	5D01S	5D01S	5D01S	5D01S	5D01S	5D01S	5D01S	5D01S	5D01S	5D01S
12760	208	USLY FRDS BE WTH		5D01V	5D01V	5D01V	5D01V	5D01V	5D01V	5D01V	5D01V	5D01V	5D01V	5D01V	5D01V

Q04: OTHER PERSONALITY VARIABLES. Risk taking

07050	120	KICK DO DANGR TH	2D05E	2D05E	2D05E	2D05E	2D05E	2D05E	2D05E	2D05E	2D05E	2D05E	2D05E	2D05E	2D05E
07050	241	KICK DO DANGR TH													
07060	120	LIKE RISK SOME X	2D05F	2D05F	2D05F	2D05F	2D05F	2D05F	2D05F	2D05F	2D05F	2D05F	2D05F	2D05F	2D05F
07060	242	LIKE RISK SOME X													
31080	242	LIK XPLO STRANG													
31090	242	LIK DO FRIGHT TG													
31100	242	LIK EVN BRK RULE													
31110	243	PRF FRND EXCITNG													

Q05: OTHER PERSONALITY VARIABLES. Trust in others

01550	48	PPL CAN B TRSTD	1A008	1A008	1A008	1A008	1A008	1A008	1A008	1A008	1A008	1A008	1A008	1A008	1A008
01560	48	PPL TRY B HLPFL	1A009	1A009	1A009	1A009	1A009	1A009	1A009	1A009	1A009	1A009	1A009	1A009	1A009
01570	48	PPL TRY BE FAIR	1A010	1A010*	1A010	1A010	1A010	1A010	1A010	1A010	1A010	1A010	1A010	1A010	1A010

Q07: OTHER PERSONALITY VARIABLES. Importance placed on various life goals

01410	46	IMP B SUCCSS WK	1A007A	1A007A	1A007A	1A007A	1A007A	1A007A	1A007A	1A007A	1A007A	1A007A	1A007A	1A007A	1A007A
01420	47	IMP GD MRRG&FAM	1A007B	1A007B	1A007B	1A007B	1A007B	1A007B	1A007B	1A007B	1A007B	1A007B	1A007B	1A007B	1A007B
01430	47	IMP LOTS OF \$	1A007C	1A007C	1A007C	1A007C	1A007C	1A007C	1A007C	1A007C	1A007C	1A007C	1A007C	1A007C	1A007C
01440	47	IMP TM RCRN&HBY	1A007D	1A007D	1A007D	1A007D	1A007D	1A007D	1A007D	1A007D	1A007D	1A007D	1A007D	1A007D	1A007D
01450	47	IMP STRG FRDSSH	1A007E	1A007E	1A007E	1A007E	1A007E	1A007E	1A007E	1A007E	1A007E	1A007E	1A007E	1A007E	1A007E
01460	47	IMP STEADY WORK	1A007F	1A007F	1A007F	1A007F	1A007F	1A007F	1A007F	1A007F	1A007F	1A007F	1A007F	1A007F	1A007F
01470	47	IMP CNTRBTN SOC	1A007G	1A007G	1A007G	1A007G	1A007G	1A007G	1A007G	1A007G	1A007G	1A007G	1A007G	1A007G	1A007G
01480	47	IMP LDR COMUNT	1A007H	1A007H	1A007H	1A007H	1A007H	1A007H	1A007H	1A007H	1A007H	1A007H	1A007H	1A007H	1A007H
01490	47	IMP CHLD BTR OP	1A007I	1A007I	1A007I	1A007I	1A007I	1A007I	1A007I	1A007I	1A007I	1A007I	1A007I	1A007I	1A007I
01500	48	IMP LIV CLS PRN	1A007J	1A007J	1A007J	1A007J	1A007J	1A007J	1A007J	1A007J	1A007J	1A007J	1A007J	1A007J	1A007J
01510	48	IMP GT AWY AREA	1A007K	1A007K	1A007K	1A007K	1A007K	1A007K	1A007K	1A007K	1A007K	1A007K	1A007K	1A007K	1A007K
01520	48	IMP CRRCT INEQL	1A007L	1A007L	1A007L	1A007L	1A007L	1A007L	1A007L	1A007L	1A007L	1A007L	1A007L	1A007L	1A007L
01530	48	IMP NEW XPRNCE	1A007M	1A007M	1A007M	1A007M	1A007M	1A007M	1A007M	1A007M	1A007M	1A007M	1A007M	1A007M	1A007M
01540	48	IMP FND PRPS LF	1A007N	1A007N	1A007N	1A007N	1A007N	1A007N	1A007N	1A007N	1A007N	1A007N	1A007N	1A007N	1A007N
10450	172	JOB OBSTC -WK HD	4A13J	4A13J	4A13J	4A13J	4A13J	4A13J	4A13J	4A13J	4A13J	4A13J	4A13J	4A13J	4A13J

Q08: OTHER PERSONALITY VARIABLES. Social, political, cultural orientation

06330	110	INTEREST IN GOVT	2A11	2A11	2A11	2A11	2A11	2A11	2A11	2A11	2A11	2A11	2A11	2A11	2A11
06330		INTEREST IN GOVT	3E01	3E01	3E01	3E01	3E01	3E01	3E01	3E01	3E01	3E01	3E01	3E01	3E01
06330	174	INTEREST IN GOVT	4A18	4A18	4A18	4A18	4A18	4A18	4A18	4A18	4A18	4A18	4A18	4A18	4A18
06330	198	INTEREST IN GOVT	5A19	5A19	5A19	5A19	5A19	5A19	5A19	5A19	5A19	5A19	5A19	5A19	5A19
06880		THK ABT SOC ISSU	2D03	2D03	2D03	2D03	2D03	2D03	2D03	2D03	2D03	2D03	2D03	2D03	2D03
06880	136	THK ABT SOC ISSU	3A02	3A02	3A02	3A02	3A02	3A02	3A02	3A02	3A02	3A02	3A02	3A02	3A02
06880	164	THK ABT SOC ISSU	4A05	4A05	4A05	4A05	4A05	4A05	4A05	4A05	4A05	4A05	4A05	4A05	4A05
06880	190	THK ABT SOC ISSU	5A02	5A02	5A02	5A02	5A02	5A02	5A02	5A02	5A02	5A02	5A02	5A02	5A02
07010	119	2MCH COMPTN SCTY	2D05A	2D05A	2D05A	2D05A	2D05A	2D05A	2D05A	2D05A	2D05A	2D05A	2D05A	2D05A	2D05A
07020	120	2MANY YNG SLOPPY	2D05B	2D05B	2D05B	2D05B	2D05B	2D05B	2D05B	2D05B	2D05B	2D05B	2D05B	2D05B	2D05B
07030	120	2MUCH HARD ROCK	2D05C	2D05C	2D05C	2D05C	2D05C	2D05C	2D05C	2D05C	2D05C	2D05C	2D05C	2D05C	2D05C
07040	120	SHD DO OWN THING	2D05D	2D05D	2D05D	2D05D	2D05D	2D05D	2D05D	2D05D	2D05D	2D05D	2D05D	2D05D	2D05D
07040	240	SHD DO OWN THING													
07630	93	R LIKES SCHOOL	1D001	1D001	1D001	1D001	1D001	1D001	1D001	1D001	1D001	1D001	1D001	1D001	1D001
07630	131	R LIKES SCHOOL	2E02	2E06	2E06	2E08	2E09	2E09	2E12	2E12	2E12	2E12	2E12	2E12	2E12
07630		R LIKES SCHOOL	3E08	3E07	3E07	3E07	3E07	3E07							
07630		R LIKES SCHOOL	4E10												
07630		R LIKES SCHOOL	5E04	5E05	5E05	5E03	5E05								
10460	172	JOB OBSTC -CONFM	4A13K	4A13K	4A13K	4A13K	4A13K	4A13K	4A13K	4A13K	4A13K	4A13K	4A13K	4A13K	4A13K
17570		PPL SHD CONFORM				5E02A									
17580		PPL SHD LV HRMNY				5E02B									
17590		PPL SHD B FRANK				5E02C									
17600		PPL SHD THK FREE				5E02D									
17610		PPL SHD B INDPNT				5E02E									

Q09: OTHER PERSONALITY VARIABLES. Hostility

19530		3MODLY ARG PRNT					2E08A	2E08A	2E07A	2E07A	2E07A	2E07A			
-------	--	-----------------	--	--	--	--	-------	-------	-------	-------	-------	-------	--	--	--

* = item text changed from previous year

Q02: OTHER PERSONALITY VARIABLES. Locus of control (continued)

Q03: OTHER PERSONALITY VARIABLES. Loneliness

Q04: OTHER PERSONALITY VARIABLES. Risk taking

Q05: OTHER PERSONALITY VARIABLES. Trust in others

Q07: OTHER PERSONALITY VARIABLES. Importance placed on various life goals

Q08: OTHER PERSONALITY VARIABLES. Social, political, cultural orientation

Q09: OTHER PERSONALITY VARIABLES. Hostility

[illegible]



Item Ref. No.	Page Loc. in Vol.	ITEM DESCRIPTION (ABBREVIATED)	QUESTIONNAIRE LOCATION BY YEAR (FORM, SECTION, AND QUESTION NUMBER)												
			1976	1977	1978	1979	1980	1981	1982	1983	1984	1985	1986	1987	1988

Q09: OTHER PERSONALITY VARIABLES. Hostility (continued)

19540		3MO/DLY ARG AUTH					2E08B	2E08B	2E07B	2E07B	2E07B	2E07B			
19550		3MO/DLY MAD					2E08C	2E08C	2E07C	2E07C	2E07C	2E07C			
19560		3MO/DLY MAD,SMH					2E08D	2E08D	2E07D	2E07D	2E07D	2E07D			
19570		3MO/DLY WANT FGT					2E08E	2E08E	2E07E	2E07E	2E07E	2E07E			
19580		3MO/DLY DID FGHT					2E08F	2E08F	2E07F	2E07F	2E07F	2E07F			

R01: BACKGROUND. Age, sex, race, and marital status

00010	20	R'S BIRTH YEAR	1C01	1C01*	1C01*	1C01*	1C01*	1C01	1C01*	1C01	1C01*	1C01	1C01*	1C01	1C01*
00010	20	R'S BIRTH YEAR	2C01	2C01*	2C01*	2C01*	2C01*	2C01	2C01*	2C01	2C01*	2C01	2C01*	2C01	2C01*
00010	20	R'S BIRTH YEAR	3C01	3C01*	3C01*	3C01*	3C01*	3C01	3C01*	3C01	3C01*	3C01	3C01*	3C01	3C01*
00010	20	R'S BIRTH YEAR	4C01	4C01*	4C01*	4C01*	4C01*	4C01	4C01*	4C01	4C01*	4C01	4C01*	4C01	4C01*
00010	20	R'S BIRTH YEAR	5C01	5C01*	5C01*	5C01*	5C01*	5C01	5C01*	5C01	5C01*	5C01	5C01*	5C01	5C01*
00010	20	R'S BIRTH YEAR													
00020	20	R'S BIRTH MONTH	1C02	1C02	1C02	1C02	1C02	1C02	1C02	1C02	1C02	1C02	1C02	1C02	1C02
00020	20	R'S BIRTH MONTH	2C02	2C02	2C02	2C02	2C02	2C02	2C02	2C02	2C02	2C02	2C02	2C02	2C02
00020	20	R'S BIRTH MONTH	3C02	3C02	3C02	3C02	3C02	3C02	3C02	3C02	3C02	3C02	3C02	3C02	3C02
00020	20	R'S BIRTH MONTH	4C02	4C02	4C02	4C02	4C02	4C02	4C02	4C02	4C02	4C02	4C02	4C02	4C02
00020	20	R'S BIRTH MONTH	5C02	5C02	5C02	5C02	5C02	5C02	5C02	5C02	5C02	5C02	5C02	5C02	5C02
00020	20	R'S BIRTH MONTH													
00030	20	R'S SEX	1C03	1C03	1C03	1C03	1C03	1C03	1C03	1C03	1C03	1C03	1C03	1C03	1C03
00030	20	R'S SEX	2C03	2C03	2C03	2C03	2C03	2C03	2C03	2C03	2C03	2C03	2C03	2C03	2C03
00030	20	R'S SEX	3C03	3C03	3C03	3C03	3C03	3C03	3C03	3C03	3C03	3C03	3C03	3C03	3C03
00030	20	R'S SEX	4C03	4C03	4C03	4C03	4C03	4C03	4C03	4C03	4C03	4C03	4C03	4C03	4C03
00030	20	R'S SEX	5C03	5C03	5C03	5C03	5C03	5C03	5C03	5C03	5C03	5C03	5C03	5C03	5C03
00030	20	R'S SEX													
00040	20	R'S RACE	1C04	1C04	1C04	1C04	1C04	1C04	1C04	1C04	1C04	1C04	1C04	1C04	1C04
00040	20	R'S RACE	2C04	2C04	2C04	2C04	2C04	2C04	2C04	2C04	2C04	2C04	2C04	2C04	2C04
00040	20	R'S RACE	3C04	3C04	3C04	3C04	3C04	3C04	3C04	3C04	3C04	3C04	3C04	3C04	3C04
00040	20	R'S RACE	4C04	4C04	4C04	4C04	4C04	4C04	4C04	4C04	4C04	4C04	4C04	4C04	4C04
00040	20	R'S RACE	5C04	5C04	5C04	5C04	5C04	5C04	5C04	5C04	5C04	5C04	5C04	5C04	5C04
00041	20	R'S RACE BLACK													
00041	20	R'S RACE BLACK													
00041	20	R'S RACE BLACK													
00042	20	R'S RACE CHICANO													
00042	20	R'S RACE CHICANO													
00042	20	R'S RACE CHICANO													
00043	20	R'S RACE CUBAN													
00043	20	R'S RACE CUBAN													
00043	20	R'S RACE CUBAN													
00044	20	R'S RACE PUERTO													
00044	20	R'S RACE PUERTO													
00044	20	R'S RACE PUERTO													
00045	20	R'S RACE OTH HIS													
00045	20	R'S RACE OTH HIS													
00045	20	R'S RACE OTH HIS													
00046	20	R'S RACE ASIAN													
00046	20	R'S RACE ASIAN													
00046	20	R'S RACE ASIAN													
00047	20	R'S RACE WHITE													
00047	20	R'S RACE WHITE													
00047	20	R'S RACE WHITE													
00048	20	R'S RACE IND/AK													
00048	20	R'S RACE IND/AK													
00048	20	R'S RACE IND/AK													
00049	20	R'S RACE HI/OTPI													
00049	20	R'S RACE HI/OTPI													
00049	20	R'S RACE HI/OTPI													
00060	21	R NOT MARRIED	1C06	1C06	1C06	1C06	1C06	1C06	1C06	1C06	1C06	1C06	1C06	1C06	1C06
00060	21	R NOT MARRIED	2C06	2C06	2C06	2C06	2C06	2C06	2C06	2C06	2C06	2C06	2C06	2C06	2C06
00060	21	R NOT MARRIED	3C06	3C06	3C06	3C06	3C06	3C06	3C06	3C06	3C06	3C06	3C06	3C06	3C06
00060	21	R NOT MARRIED	4C06	4C06	4C06	4C06	4C06	4C06	4C06	4C06	4C06	4C06	4C06	4C06	4C06
00060	21	R NOT MARRIED	5C06	5C06	5C06	5C06	5C06	5C06	5C06	5C06	5C06	5C06	5C06	5C06	5C06
00060	21	R NOT MARRIED													
08320	142	MARRD OR ENGAGED	3A18	3A18	3A18	3A18	3A18	3A18	3A18	3A18	3A18	3A18	3A18	3A18	3A18

R02: BACKGROUND. Family characteristics

00075	21	# OLDER BR/SIS									1C07A	1C07A	1C07A	1C07A	1C07A
00075	21	# OLDER BR/SIS									2C07A	2C07A	2C07A	2C07A	2C07A
00075	21	# OLDER BR/SIS									3C07A	3C07A	3C07A	3C07A	3C07A
00075	21	# OLDER BR/SIS									4C07A	4C07A	4C07A	4C07A	4C07A
00075	21	# OLDER BR/SIS									5C07A	5C07A	5C07A	5C07A	5C07A
00075	21	# OLDER BR/SIS													
00076	21	# YOUNGER BR/SI									1C07B	1C07B	1C07B	1C07B	1C07B
00076	21	# YOUNGER BR/SIS									2C7B	2C7B	2C7B	2C7B	2C7B
00076	21	# YOUNGER BR/SR									3C7B	3C7B	3C7B	3C7B	3C7B
00076	21	# YOUNGER BR/SR									4C7B	4C7B	4C7B	4C7B	4C7B

*=item text changed from previous year

QUESTION INDEX 1976-2005

349

Item Ref. No.	QUESTIONNAIRE LOCATION																
	BY YEAR																
	(FORM, SECTION, AND QUESTION NUMBER)																
	1989	1990	1991	1992	1993	1994	1995	1996	1997	1998	1999	2000	2001	2002	2003	2004	2005

Q09: OTHER PERSONALITY VARIABLES. Hostility (continued)

19540																	
19550																	
19560																	
19570																	
19580																	

R01: BACKGROUND. Age, sex, race, and marital status

00010	1C01	1C01*	1C001	1C001*	1C001*	1C001	1C001*	1C001	1C001*	1C001	1C001*	1C001	1C001*	1C001	1C001*	1C001	1C001*
00010	2C01	2C01*	2C01	2C01*	2C01*	2C01	2C01*	2C01	2C01*	2C01	2C01*	2C01	2C01*	2C01	2C01*	2C01	2C01*
00010	3C01	3C01*	3C01	3C01*	3C01*	3C01	3C01*	3C01	3C01*	3C01	3C01*	3C01	3C01*	3C01	3C01*	3C01	3C01*
00010	4C01	4C01*	4C01	4C01*	4C01*	4C01	4C01*	4C01	4C01*	4C01	4C01*	4C01	4C01*	4C01	4C01*	4C01	4C01*
00010	5C01	5C01*	5C01	5C01*	5C01*	5C01	5C01*	5C01	5C01*	5C01	5C01*	5C01	5C01*	5C01	5C01*	5C01	5C01*
00010	6C01	6C01*	6C01	6C01*	6C01*	6C01	6C01*	6C01	6C01*	6C01	6C01*	6C01	6C01*	6C01	6C01*	6C01	6C01*
00020	1C02	1C02	1C002	1C002	1C002	1C002	1C002	1C002	1C002	1C002	1C002	1C002	1C002	1C002	1C002	1C002	1C002
00020	2C02	2C02	2C02	2C02	2C02	2C02	2C02	2C02	2C02	2C02	2C02	2C02	2C02	2C02	2C02	2C02	2C02
00020	3C02	3C02	3C02	3C02	3C02	3C02	3C02	3C02	3C02	3C02	3C02	3C02	3C02	3C02	3C02	3C02	3C02
00020	4C02	4C02	4C02	4C02	4C02	4C02	4C02	4C02	4C02	4C02	4C02	4C02	4C02	4C02	4C02	4C02	4C02
00020	5C02	5C02	5C02	5C02	5C02	5C02	5C02	5C02	5C02	5C02	5C02	5C02	5C02	5C02	5C02	5C02	5C02
00020	6C02	6C02	6C02	6C02	6C02	6C02	6C02	6C02	6C02	6C02	6C02	6C02	6C02	6C02	6C02	6C02	6C02
00030	1C03	1C03	1C003	1C003	1C003	1C003	1C003	1C003	1C003	1C003	1C003	1C003	1C003	1C003	1C003	1C003	1C003
00030	2C03	2C03	2C03	2C03	2C03	2C03	2C03	2C03	2C03	2C03	2C03	2C03	2C03	2C03	2C03	2C03	2C03
00030	3C03	3C03	3C03	3C03	3C03	3C03	3C03	3C03	3C03	3C03	3C03	3C03	3C03	3C03	3C03	3C03	3C03
00030	4C03	4C03	4C03	4C03	4C03	4C03	4C03	4C03	4C03	4C03	4C03	4C03	4C03	4C03	4C03	4C03	4C03
00030	5C03	5C03	5C03	5C03	5C03	5C03	5C03	5C03	5C03	5C03	5C03	5C03	5C03	5C03	5C03	5C03	5C03
00030	6C03	6C03	6C03	6C03	6C03	6C03	6C03	6C03	6C03	6C03	6C03	6C03	6C03	6C03	6C03	6C03	6C03
00040	1C04	1C04	1C004*	1C004	1C004*	1C004	1C004	1C004	1C004	1C004	1C004	1C004	1C004	1C004	1C004	1C004	1C004
00040	2C04	2C04	2C04*	2C04	2C04*	2C04	2C04	2C04	2C04	2C04	2C04	2C04	2C04	2C04	2C04	2C04	2C04
00040	3C04	3C04	3C04*	3C04	3C04*	3C04	3C04	3C04	3C04	3C04	3C04	3C04	3C04	3C04	3C04	3C04	3C04
00040	4C04	4C04	4C04*	4C04	4C04*	4C04	4C04	4C04	4C04	4C04	4C04	4C04	4C04	4C04	4C04	4C04	4C04
00040	5C04	5C04	5C04*	5C04	5C04*	5C04	5C04	5C04	5C04	5C04	5C04	5C04	5C04	5C04	5C04	5C04	5C04
00040	6C04	6C04	6C04*	6C04	6C04*	6C04	6C04	6C04	6C04	6C04	6C04	6C04	6C04	6C04	6C04	6C04	6C04
00041																	1C004A
00041																	3C04A
00041																	5C04A
00042																	1C004B
00042																	3C04B
00042																	5C04B
00043																	1C004C
00043																	3C04C
00043																	5C04C
00044																	1C004D
00044																	3C04D
00044																	5C04D
00045																	1C004E
00045																	3C04E
00045																	5C04E
00046																	1C004F
00046																	3C04F
00046																	5C04F
00047																	1C004G
00047																	3C04G
00047																	5C04G
00048																	1C004H
00048																	3C04H
00048																	5C04H
00049																	1C004I
00049																	3C04I
00049																	5C04I
00060	1C06	1C06	1C006	1C006	1C006	1C006	1C006	1C006	1C006	1C006	1C006	1C006	1C006	1C006	1C006	1C006	1C006
00060	2C06	2C06	2C06	2C06	2C06	2C06	2C06	2C06	2C06	2C06	2C06	2C06	2C06	2C06	2C06	2C06	2C06
00060	3C06	3C06	3C06	3C06	3C06	3C06	3C06	3C06	3C06	3C06	3C06	3C06	3C06	3C06	3C06	3C06	3C06
00060	4C06	4C06	4C06	4C06	4C06	4C06	4C06	4C06	4C06	4C06	4C06	4C06	4C06	4C06	4C06	4C06	4C06
00060	5C06	5C06	5C06	5C06	5C06	5C06	5C06	5C06	5C06	5C06	5C06	5C06	5C06	5C06	5C06	5C06	5C06
00060	6C06	6C06	6C06	6C06	6C06	6C06	6C06	6C06	6C06	6C06	6C06	6C06	6C06	6C06	6C06	6C06	6C06
08320	3A18	3A18	3A18	3A18	3A18	3A18	3A18	3A18	3A18	3A18	3A18	3A18	3A18	3A18	3A18	3A18	3A18

R02: BACKGROUND. Family characteristics

00075	1C07A	1C07A	1C07A	1C07A	1C07A	1C07A	1C07A	1C07A	1C07A	1C07A	1C07A	1C07A	1C07A	1C07A	1C07A	1C07A	1C07A
00075	2C07A	2C07A	2C07A	2C07A	2C07A	2C07A	2C07A	2C07A	2C07A	2C07A	2C07A	2C07A	2C07A	2C07A	2C07A	2C07A	2C07A
00075	3C07A	3C07A	3C07A	3C07A	3C07A	3C07A	3C07A	3C07A	3C07A	3C07A	3C07A	3C07A	3C07A	3C07A	3C07A	3C07A	3C07A
00075	4C07A	4C07A	4C07A	4C07A	4C07A	4C07A	4C07A	4C07A	4C07A	4C07A	4C07A	4C07A	4C07A	4C07A	4C07A	4C07A	4C07A
00075	5C07A	5C07A	5C07A	5C07A	5C07A	5C07A	5C07A	5C07A	5C07A	5C07A	5C07A	5C07A	5C07A	5C07A	5C07A	5C07A	5C07A
00075	6C07A	6C07A	6C07A	6C07A	6C07A	6C07A	6C07A	6C07A	6C07A	6C07A	6C07A	6C07A	6C07A	6C07A	6C07A	6C07A	6C07A
00076	1C07B	1C07B	1C07B	1C07B	1C07B	1C07B	1C07B	1C07B	1C07B	1C07B	1C07B	1C07B	1C07B	1C07B	1C07B	1C07B	1C07B
00076	2C07B	2C07B	2C07B	2C07B	2C07B	2C07B	2C07B	2C07B	2C07B	2C07B	2C07B	2C07B	2C07B	2C07B	2C07B	2C07B	2C07B
00076	3C07B	3C07B	3C07B	3C07B	3C07B	3C07B	3C07B	3C07B	3C07B	3C07B	3C07B	3C07B	3C07B	3C07B	3C07B	3C07B	3C07B
00076	4C07B	4C07B	4C07B	4C07B	4C07B	4C07B	4C07B	4C07B	4C07B	4C07B	4C07B	4C07B	4C07B	4C07B	4C07B	4C07B	4C07B

*=item text changed from previous year

[illegible]

R02: BACKGROUND. Family characteristics (continued)

[illegible]

R03: BACKGROUND. Living arrangements and household characteristics

[illegible]

[illegible]

R02: BACKGROUND. Family characteristics (continued)

[illegible]

R03: BACKGROUND. Living arrangements and household characteristics

[illegible]

[illegible]

[illegible]

357

T02: HEALTH. Habits (continued)

T03: HEALTH. Height and weight

T04: HEALTH. Medical treatment

[illegible]

Appendix A

Sampling Error Estimates and Tables*

All of the percentages reported in this volume are really *estimates* of the response percentages that would have been obtained if, instead of using a sample survey, we had asked all high schools throughout the United States to participate and in all schools that agreed to participate we had invited the whole senior class to fill out the questionnaires. The question naturally arises: How accurate are the present percentage estimates based on a limited number of schools and seniors? For any particular percentage resulting from a sample survey we cannot know exactly how much error has resulted from sampling, but we can make reasonably good estimates of “confidence intervals” — ranges within which the “true” population value is very likely to fall. The word “true” in this context is defined quite narrowly; it refers only to the value that would be found if we had set out to survey the total population—all high school seniors in the United States. Thus, this concept of “true” population value does *not* take account of biases that might occur due to refusals, distortion of responses, faulty question wording, and other factors. Each of these sources of possible error is discussed in the “Representativeness and Validity” section of the Introduction to this volume. The reader is urged to review this material and take it into account along with the sampling error estimates included in this appendix.

The estimation of confidence intervals in surveys involving complex samples can be a highly complicated combination of statistical science plus informed judgment. It is an area in which there is no single “right answer” or “best approach.” We suspect that many of those using this volume will not be especially interested in *how* we have chosen to solve the problems involved in estimating

confidence intervals, so long as we provide guidelines that can be applied in a fairly simple and straightforward manner. This appendix is designed to accomplish that. Appendix B provides a more extensive discussion of how we obtained the confidence intervals shown here, and it also provides guidelines for computing specific confidence intervals for a wider range of possible applications than can be covered in the tables provided in this appendix.

A very rough example of a confidence interval can be stated in these terms: for percentages based on the total sample (all five questionnaire forms), the “true” values are rarely more than 1.5 percent higher or lower than the percentage estimates reported in this volume. How rarely? The chances are much lower than 1 in 20. Indeed, many of the percentages reported for the total sample are accurate to within 1 percent.

Of course, most of the data reported here are based on items included only in one or another of the five questionnaire forms. Since such percentages are based on only one-fifth of the total sample, they are somewhat less accurate. The loss in accuracy is less than might be imagined, however, for reasons spelled out in Appendix B. For present purposes, it is enough to say that percentages based on 3,000 or more seniors responding to one questionnaire form are rarely (less than 1 in 20) farther than 2.4 percent away from the “true” value.

We have thus far provided two very rough illustrations of confidence intervals—a range of ± 1.5 percent for percentages based on the total sample and a range of ± 2.4 percent for percentages based on the number of seniors responding to one questionnaire form. While these two intervals

*Appendixes A and B, which discuss estimates of sampling errors and design effects, were written when there were five questionnaire forms used in each annual survey; a sixth form was added beginning in 1989. Because we believe that there would be very little change in estimates of sampling errors, or in design effects, we have not revised these appendixes to reflect the added form.

provide some notion of the overall range of accuracy of the sample, they fall short of our needs in a number of respects. We need to be able to assign confidence intervals for subgroups such as males, females, those who plan to complete college, and so forth, all of which involve smaller numbers of cases and, thus, some reduction in accuracy. We also need to take account of the fact that, other things being equal, confidence intervals grow smaller when one moves from the middle of the scale (percentages near 50 percent) to the extremes (e.g., 4 percent or 96 percent). Further, we need to provide guidelines for evaluating the difference between two percentages: for example, we may wish to know whether an increase in the percentage of daily marijuana users from one year to the next is large enough to be considered a statistically significant change.

Each of the requirements mentioned above is taken into account in the tables of confidence intervals that follow.

Confidence Intervals for Single Percentages

Table A-1 provides confidence intervals for single percentages that are reasonably good approximations for most *variables* and for most *subgroups* (as well as for the total sample). The table entries slightly underestimate the confidence intervals for regional subgroups and for blacks. These underestimates can be corrected reasonably well by multiplying the entries in Table A-1 by a factor of 1.1 for data based on a single form and by a factor of 1.33 for data based on all five forms. A more serious problem is that the table entries substantially underestimate the confidence intervals for certain variables that tend to be somewhat homogeneous within schools, as well as other factors likely to show clustering according to geographical area or socioeconomic level. A discussion of some of these variables is provided at the end of this appendix.

Table A-1 accommodates various numbers of cases (presented as different columns in the table) and various percentages (presented as different rows in the table). The table entries, when added to and subtracted from the observed percentage, establish the 95 percent confidence interval (calculated as 1.96 sampling errors). Thus, for example, to determine the accuracy of a result of 67.4 percent based on a sample of 1,632 cases, one should first look for the closest values in the table

(in this case, about 70 percent and a number of cases approximately equal to 1,500); next, determine the values to be added to and subtracted from the observed percentage (in this case, the values would be +2.8 percent and -2.9 percent); and then compute the confidence interval around the observed percentage of 67.4 percent (in this case, an interval ranging from 64.5 percent to 70.2 percent). This procedure yields an interval such that, for most variables, the chances are 95 in 100 that, if all high school seniors in the country had been asked to participate in the survey, the resulting percentage would fall within the interval.

Confidence Intervals for Differences between Two Percentages

Table A-2 provides confidence intervals for differences between certain percentages. Specifically, the table can be used for *comparisons* between males and females, between those who do and do not plan to complete four years of college, and between those falling into different categories of the five-level index of drug usage. The above comparisons are appropriate for data from any single year (e.g., male seniors in 1976 compared with female seniors in 1976 or the "marijuana only" seniors in 1977 compared with the "no illicit drugs" seniors in 1977). Table A-2 is also useful in assessing *one-year* trends for any of the above subgroups as well as for the total sample. For example, one may be interested in a confidence interval (or significance level) for the difference between the percentage of female seniors in 1977 who used marijuana and the percentage of female seniors in 1978 who did so. The values in Table A-2 are appropriate for confidence intervals across adjacent years (e.g., 1976 compared with 1977), provided the same subgroup (e.g., females) is being considered both years. The confidence intervals for comparisons across nonadjacent years (e.g., 1976 compared with 1978) are slightly larger.

With appropriate corrections, the entries in Table A-2 can be used for trends covering more than one year and for trends or comparisons involving regional subgroups and blacks. Each of these applications requires some upward adjustment of the table entries; guidelines for such adjustments are provided in the notes accompanying Table A-2.

For information on the derivation of Table A-2 and for guidelines to be used in computing confidence intervals not covered in that table, the

reader is referred to Appendix B.

In order to find the appropriate confidence interval in Table A-2, one must first locate that portion of the table that deals with percentage values closest to the two percentages being compared (for example, if one wished to compare a value of 28.1 percent with one of 35.4 percent, the " $p = 30$ percent or 70 percent" portion of the table would be closest). The next step is to locate the specific table entry that corresponds most closely to the numbers of cases involved in the two percentages being compared (e.g., if those numbers were 1,478 and 1,563 for 28.1 percent and 35.4 percent, the correct table entry would be 3.9 percent). That table entry, when added to and subtracted from the difference between the two percentages, yields the 95 percent confidence interval for the difference. (In the above illustration, that would be 7.3 percent \pm 3.9 percent, or an interval from 3.4 percent to 11.2 percent.) The chances are only 1 in 20 that the "true" difference between two percentages lies outside of this interval.

Another use of Table A-2 is to test whether a difference between two percentages is "statistically significant." If the table entry is smaller than the difference between the two percentages (as is true in the above illustration), then the difference is statistically significant at the 95 percent level (sometimes indicated as $p < .05$).

Some Cautions

The tables provided here are based on averages of large numbers of sampling errors computed across a wide range of the variables that appear in this volume, as well as across all of the subgroups for which data are reported here. We are confident that the values in the tables are reasonably accurate for most purposes, but we must repeat the caution that the tables slightly underestimate confidence intervals for the following groups and comparisons:

- Blacks

- Regions (Northeast, North Central, South, West)

- Comparisons among regions

- Comparisons across nonadjacent years

- (e.g., 1976 vs. 1978)

A more important problem is that the tables substantially underestimate the confidence intervals for certain variables that, for various reasons, show greater than average homogeneity within schools. After an extensive, but by no means exhaustive,

sampling of the kinds of variables that might show such clustering by school, we can provide the following examples of the kinds of variables for which Tables A-1 and A-2 substantially underestimate the confidence intervals.

Variables Related to Educational Background and Aspirations. The questionnaire items dealing with father's education, mother's education, high school curriculum (college preparatory vs. all others), and plans for completing four years of college all show an appreciable amount of clustering by school. Accordingly, for such variables the confidence intervals provided in the tables should be doubled.

Other items dealing with plans for technical/vocational schooling, a two-year college program, or graduate/professional study also require adjustment. The confidence intervals in the tables should be multiplied by a factor of 1.5 in order to be applicable to these variables.

It seems clear that the common factor underlying these particular variables is the tendency for family socioeconomic level to be somewhat homogeneous within school districts—some schools serve wealthier populations than do others. That makes the form of sampling we use somewhat less efficient for measuring those variables (such as those listed above) that are closely associated with family socioeconomic level. Therefore, we urge the reader to treat with caution any variables that are likely to be strongly linked to socioeconomic factors. In the absence of more specific computations of sampling errors, a good rule of thumb for dealing with such variables would be to double the confidence intervals provided in Tables A-1 and A-2.

Variables Related to Geographic Location. Another category of variables that are somewhat homogeneous within schools and school districts consists of those things that reflect differences in region and/or urbanicity. An obvious example is a background question asking where the respondent grew up: the response category on a "farm" shows a very high degree of clustering within schools. One would have to more than double the confidence intervals in the tables to deal with such a measure. Similarly, high clustering was found for some responses about religious preference; for example, those whose preference is Baptist are located primarily in the South (and probably heavily in rural areas), whereas those whose preference is Jewish are located primarily in the

Northeast (especially in larger cities). The confidence intervals in Tables A-1 and A-2 should be multiplied by a factor as large as 3 in order to be applicable to such variables.

Other variables that show some greater than average homogeneity within schools include such ideologically related dimensions as frequency of attending religious services, importance of religion, and political preference. Still other variables showing high homogeneity, probably because of their association with urbanicity, include driving (percentage who do not drive at all), working (percentage with no job), and household composition (percentage with father not living in the home). For each of the variables mentioned in this paragraph, the confidence intervals in Tables A-1 and A-2 should be multiplied by a factor of about 1.5.

Variables Involving Use of Alcohol and Marijuana. Extensive work has been done to compute sampling errors and confidence intervals for the drug use measures included in this volume (see

Johnston, Bachman, and O'Malley, 1977, 1979, 1982; Johnston, O'Malley, and Bachman, 1984, especially Appendix B). Most drug use variables show sampling errors that lie within the range of those provided in Tables A-1 and A-2. Usage levels for alcohol and marijuana, however, show some degree of homogeneity within schools, thus requiring that the table levels be adjusted. For items dealing with alcohol use, the entries in Table A-1 should be multiplied by a factor of 1.6; for items dealing with marijuana use, the correction factor is 1.35.

As noted earlier, this appendix has presented guidelines for using the tables of confidence intervals provided herein. Those readers interested in learning more about the rationale underlying such tables, the procedures used to derive the particular tables presented here, and guidelines for further computations of confidence intervals may consult Appendix B of this volume.

Notes to Table A-1

Caution: The entries in this table systematically underestimate confidence intervals for regional subgroups and for blacks. In order to correct these underestimates, the table entries should be multiplied by a factor of 1.1 for data from a single form and by a factor of 1.33 for data based on five forms. Further cautions and corrections are required for some specific variables that relate educational background and aspirations, geographic

location, and the use of alcohol and marijuana (see discussion in the final sections of Appendix A).

The values in this table, when added to and subtracted from an observed percentage, establish the 95 percent confidence interval around that percentage, incorporating a design effect. Table values were calculated using the following formula (adapted from Hays, 1973, p. 379):

$$\text{lower limit} = p - \frac{2N'p + (1.96)^2 - 1.96 \sqrt{4N'p(1-p) + (1.96)^2}}{2[N' + (1.96)^2]}$$

$$\text{upper limit} = \frac{2N'p + (1.96)^2 + 1.96 \sqrt{4N'p(1-p) + (1.96)^2}}{2[N' + (1.96)^2]} - p$$

where p = the proportion, N' is the "effective N ," and $N' = N/(1.3 + 0.00015N)$.
(See Appendix B for a discussion of the concept of "effective N .")

Table A-1
Confidence Intervals (95% Level) around Percentage Values

		Number of Cases																	
		100	200	300	400	500	700	1,000	1,500	2,000	2,500	3,000	3,500	4,000	5,000	7,000	10,000	15,000	20,000
99%	+	0.9	0.8	0.7	0.7	0.6	0.6	0.5	0.5	0.4	0.4	0.4	0.4	0.3	0.3	0.3	0.3	0.3	0.2
	-	5.6	3.2	2.4	1.9	1.7	1.3	1.1	0.8	0.7	0.6	0.6	0.6	0.5	0.5	0.4	0.4	0.3	0.3
97%	+	2.1	1.8	1.6	1.4	1.3	1.2	1.0	0.9	0.8	0.8	0.7	0.7	0.6	0.6	0.6	0.5	0.5	0.5
	-	6.6	4.1	3.2	2.6	2.3	1.9	1.6	1.3	1.1	1.0	0.9	0.9	0.8	0.8	0.7	0.6	0.6	0.5
95%	+	3.1	2.5	2.2	2.0	1.8	1.6	1.4	1.2	1.1	1.0	0.9	0.9	0.9	0.8	0.7	0.7	0.6	0.6
	-	7.4	4.7	3.7	3.1	2.7	2.3	1.9	1.5	1.4	1.2	1.1	1.1	1.0	0.9	0.8	0.8	0.7	0.7
90%	+	4.9	3.8	3.3	2.9	2.7	2.3	2.0	1.7	1.5	1.4	1.3	1.3	1.2	1.1	1.0	0.9	0.9	0.8
	-	8.8	5.8	4.6	4.0	3.5	2.9	2.5	2.0	1.8	1.6	1.5	1.4	1.4	1.3	1.1	1.0	0.9	0.9
85%	+	6.6	4.8	4.1	3.6	3.3	2.9	2.5	2.1	1.9	1.7	1.6	1.5	1.5	1.4	1.2	1.1	1.0	1.0
	-	9.7	6.6	5.3	4.5	4.0	3.4	2.9	2.4	2.1	1.9	1.8	1.7	1.6	1.5	1.3	1.2	1.1	1.1
80%	+	7.4	5.6	4.7	4.2	3.8	3.3	2.8	2.4	2.1	2.0	1.8	1.7	1.7	1.5	1.4	1.3	1.2	1.1
	-	10.3	7.1	5.7	4.9	4.4	3.7	3.1	2.6	2.3	2.1	2.0	1.8	1.8	1.6	1.5	1.3	1.2	1.2
70%	+	9.1	6.8	5.6	5.0	4.5	3.9	3.3	2.8	2.5	2.3	2.1	2.0	1.9	1.8	1.6	1.5	1.4	1.3
	-	11.1	7.7	6.3	5.5	4.9	4.2	3.5	2.9	2.6	2.4	2.2	2.1	2.0	1.8	1.7	1.5	1.4	1.3
50%	+	11.0	7.9	6.5	5.7	5.1	4.4	3.7	3.1	2.8	2.5	2.4	2.2	2.1	2.0	1.8	1.6	1.5	1.4
	-	11.0	7.9	6.5	5.7	5.1	4.4	3.7	3.1	2.8	2.5	2.4	2.2	2.1	2.0	1.8	1.6	1.5	1.4
30%	+	11.1	7.7	6.3	5.5	4.9	4.2	3.5	2.9	2.6	2.4	2.2	2.1	2.0	1.8	1.7	1.5	1.4	1.3
	-	9.1	6.8	5.6	5.0	4.5	3.9	3.3	2.8	2.5	2.3	2.1	2.0	1.9	1.8	1.6	1.5	1.4	1.3
20%	+	10.3	7.1	5.7	4.9	4.4	3.7	3.1	2.6	2.3	2.1	2.0	1.8	1.8	1.6	1.5	1.3	1.2	1.2
	-	7.4	5.6	4.7	4.2	3.8	3.3	2.8	2.4	2.1	2.0	1.8	1.7	1.7	1.5	1.4	1.3	1.2	1.1
15%	+	9.7	6.6	5.3	4.5	4.0	3.4	2.9	2.4	2.1	1.9	1.8	1.7	1.6	1.5	1.3	1.2	1.1	1.1
	-	6.3	4.8	4.1	3.6	3.3	2.9	2.5	2.1	1.9	1.7	1.6	1.5	1.5	1.4	1.2	1.1	1.0	1.0
10%	+	8.8	5.8	4.6	4.0	3.5	2.9	2.5	2.0	1.8	1.6	1.5	1.4	1.4	1.3	1.1	1.0	0.9	0.9
	-	4.9	3.8	3.3	2.9	2.7	2.3	2.0	1.7	1.5	1.4	1.3	1.3	1.2	1.1	1.0	0.9	0.9	0.8
5%	+	7.4	4.7	3.7	3.1	2.7	2.3	1.9	1.5	1.4	1.2	1.1	1.1	1.0	0.9	0.8	0.8	0.7	0.7
	-	3.1	2.5	2.2	2.0	1.8	1.6	1.4	1.2	1.1	1.0	0.9	0.9	0.9	0.8	0.7	0.7	0.6	0.6
3%	+	6.6	4.1	3.2	2.6	2.3	1.9	1.6	1.3	1.1	1.0	0.9	0.9	0.8	0.8	0.7	0.6	0.6	0.5
	-	2.1	1.8	1.6	1.4	1.3	1.2	1.0	0.9	0.8	0.8	0.7	0.7	0.6	0.6	0.6	0.5	0.5	0.5
1%	+	5.6	3.2	2.4	1.9	1.7	1.3	1.1	0.8	0.7	0.6	0.6	0.6	0.5	0.5	0.4	0.4	0.3	0.3
	-	0.9	0.8	0.7	0.7	0.6	0.6	0.5	0.5	0.4	0.4	0.4	0.4	0.3	0.3	0.3	0.3	0.3	0.2

Notes to Table A-2

The entries in this table (which appear on the next four pages) are appropriate for *comparisons* between (a) males and females, (b) those who do and do not plan four years of college, and (c) those falling into different categories of the five-level index of drug usage. The table entries are also appropriate for *one-year trends* for the total sample and any of the subgroups except region. Most other trends and subgroup comparisons require that the table entries be multiplied by an adjustment factor, given below.

Outline of Steps to Follow (see text of appendix for illustrations)

1. Locate the portion of the table with “*p*” values closest to the two percentages being compared.
2. Locate the specific entry closest to the weighted *N*s for the two percentages.
3. Multiply that entry by any necessary adjustment factor (see below).
4. That table value (or adjusted table value), when added to and subtracted from the difference between the two percentages, yields the 95 percent confidence interval for the difference.
5. Also, if the table value (or adjusted table value) is smaller than the difference between the two percentages, then the difference may be described as “statistically significant at the 95 percent level.”

Adjustment Factors	Adjustment Factor (to be multiplied by table entry)
For comparisons between blacks and whites	
based on single-form data	*
based on five-form data	1.25
For comparisons between any two regions	
based on single-form data	1.15
based on five-form data	1.50
For one-year trends involving any region	
based on single-form data	*
based on five-form data	1.25
For trends over two or more years involving any region	
based on single-form data	*
based on five-form data	1.35
For trends over two or more years involving all other groups	
based on single-form data	*
based on five-form data	1.15

*Indicates that no adjustment is necessary for category shown.

Note: The table entries were calculated using the following formula: $1.96 \sqrt{p(1-p) \frac{1}{N'_1} + \frac{1}{N'_2}}$

where $N'_1 = N_1/\text{DEFF}$, $N'_2 = N_2/\text{DEFF}$, and $\text{DEFF} = 1.3 + 0.000075 \left[\frac{N_1 N_2}{(N_1 + N_2)} \right]$

		$N_1 =$	100	200	300	400	500	700	1,000	1,500	2,000	3,000	4,000	5,000	7,000	10,000	15,000	20,000
$N_2 =$	100	3.2																
	200	2.7	2.2															
	300	2.6	2.0	1.8														
	400	2.5	1.9	1.7	1.6													
	500	2.4	1.9	1.6	1.5	1.4									$p = 1\%$ or 99%			
	700	2.4	1.8	1.6	1.4	1.3	1.2											
	1,000	2.3	1.7	1.5	1.3	1.2	1.1	1.0										
	1,500	2.3	1.7	1.4	1.3	1.2	1.0	0.9	0.8									
	2,000	2.3	1.7	1.4	1.2	1.1	1.0	0.9	0.8	0.7								
	3,000	2.3	1.6	1.4	1.2	1.1	1.0	0.8	0.7	0.7	0.6							
	4,000	2.3	1.6	1.4	1.2	1.1	0.9	0.8	0.7	0.7	0.6	0.6						
	5,000	2.3	1.6	1.3	1.2	1.1	0.9	0.8	0.7	0.6	0.6	0.5	0.5					
	7,000	2.3	1.6	1.3	1.2	1.1	0.9	0.8	0.7	0.6	0.5	0.5	0.5	0.4				
	10,000	2.2	1.6	1.3	1.2	1.0	0.9	0.8	0.7	0.6	0.5	0.5	0.5	0.4	0.4			
	15,000	2.2	1.6	1.3	1.2	1.0	0.9	0.8	0.6	0.6	0.5	0.5	0.4	0.4	0.4	0.4		
	20,000	2.2	1.6	1.3	1.1	1.0	0.9	0.8	0.6	0.6	0.5	0.5	0.4	0.4	0.4	0.3	0.3	
		$N_1 =$	100	200	300	400	500	700	1,000	1,500	2,000	3,000	4,000	5,000	7,000	10,000	15,000	20,000
$N_2 =$	100	5.4																
	200	4.7	3.8															
	300	4.4	3.5	3.1														
	400	4.3	3.3	2.9	2.7													
	500	4.2	3.2	2.8	2.6	2.4									$p = 3\%$ or 97%			
	700	4.1	3.1	2.7	2.4	2.3	2.1											
	1,000	4.0	3.0	2.5	2.3	2.1	1.9	1.8										
	1,500	4.0	2.9	2.4	2.2	2.0	1.8	1.6	1.5									
	2,000	3.9	2.9	2.4	2.1	1.9	1.7	1.5	1.4	1.3								
	3,000	3.9	2.8	2.3	2.1	1.9	1.7	1.5	1.3	1.2	1.1							
	4,000	3.9	2.8	2.3	2.0	1.9	1.6	1.4	1.2	1.1	1.0	0.9						
	5,000	3.9	2.8	2.3	2.0	1.8	1.6	1.4	1.2	1.1	1.0	0.9	0.9					
	7,000	3.9	2.8	2.3	2.0	1.8	1.6	1.4	1.2	1.0	0.9	0.9	0.8	0.8				
	10,000	3.9	2.8	2.3	2.0	1.8	1.5	1.3	1.1	1.0	0.9	0.8	0.8	0.7	0.7			
	15,000	3.8	2.7	2.3	2.0	1.8	1.5	1.3	1.1	1.0	0.9	0.8	0.7	0.7	0.6	0.6		
	20,000	3.8	2.7</															

		$N_1 =$	100	200	300	400	500	700	1,000	1,500	2,000	3,000	4,000	5,000	7,000	10,000	15,000	20,000
$N_2 =$	100		6.9															
	200		6.0	4.9														
	300		5.6	4.5	4.0													
	400		5.5	4.3	3.8	3.5												
	500		5.4	4.1	3.6	3.3	3.1								$p = 5\% \text{ or } 95\%$			
	700		5.2	3.9	3.4	3.1	2.9	2.7										
	1,000		5.1	3.8	3.2	2.9	2.7	2.5	2.2									
	1,500		5.1	3.7	3.1	2.8	2.6	2.3	2.1	1.9								
	2,000		5.0	3.6	3.1	2.7	2.5	2.2	2.0	1.7	1.6							
	3,000		5.0	3.6	3.0	2.6	2.4	2.1	1.9	1.6	1.5	1.4						
	4,000		5.0	3.6	3.0	2.6	2.4	2.1	1.8	1.6	1.4	1.3	1.2					
	5,000		4.9	3.6	2.9	2.6	2.3	2.0	1.8	1.5	1.4	1.2	1.2	1.1				
	7,000		4.9	3.5	2.9	2.6	2.3	2.0	1.7	1.5	1.3	1.2	1.1	1.0	1.0			
	10,000		4.9	3.5	2.9	2.5	2.3	2.0	1.7	1.4	1.3	1.1	1.1	1.0	0.9	0.9		
	15,000		4.9	3.5	2.9	2.5	2.3	2.0	1.7	1.4	1.3	1.1	1.0	1.0	0.9	0.8	0.8	
	20,000		4.9	3.5	2.9	2.5	2.3	1.9	1.7	1.4	1.3	1.1	1.0	0.9	0.9	0.8	0.7	0.7
		$N_1 =$	100	200	300	400	500	700	1,000	1,500	2,000	3,000	4,000	5,000	7,000	10,000	15,000	20,000
$N_2 =$	100		9.5															
	200		8.2	6.7														
	300		7.8	6.2	5.5													
	400		7.5	5.9	5.2	4.8												
	500		7.4	5.7	4.9	4.6	4.3								$p = 10\% \text{ or } 90\%$			
	700		7.2	5.4	4.7	4.3	4.0	3.7										
	1,000		7.1	5.2	4.5	4.0	3.7	3.4	3.1									
	1,500		7.0	5.1	4.3	3.8	3.5	3.2	2.8	2.6								
	2,000		6.9	5.0	4.2	3.7	3.4	3.0	2.7	2.4	2.2							
	3,000		6.9	4.9	4.1	3.6	3.3	2.9	2.6	2.2	2.1	1.9						
	4,000		6.8	4.9	4.1	3.6	3.3	2.8	2.5	2.2	2.0	1.8	1.7					
	5,000		6.8	4.9	4.0	3.6	3.2	2.8	2.4	2.1	1.9	1.7	1.6	1.5				
	7,000		6.8	4.9	4.0	3.5	3.2	2.8	2.4	2.0	1.8	1.6	1.5	1.4	1.3			
	10,000		6.8	4.8	4.0	3.5	3.2	2.7	2.3	2.0	1.8	1.6	1.4	1.4	1.3	1.2		
	15,000		6.8	4.8	4.0	3.5	3.1	2.7	2.3	2.0	1.8	1.5	1.4	1.3	1.2	1.1	1.1	
	20,000		6.8	4.8	4.0	3.5	3.1	2.7	2.3	1.9	1.7	1.5	1.4					

		$N_1 =$	100	200	300	400	500	700	1,000	1,500	2,000	3,000	4,000	5,000	7,000	10,000	15,000	20,000
$N_2 =$	100																	
	200	11.3																
	300	9.8	8.0															
	400	9.3	7.3	6.6														
	500	9.0	7.0	6.2	5.7													
	700	8.8	6.7	5.9	5.4	5.1												
	1,000	8.6	6.5	5.6	5.1	4.8	4.4											
	1,500	8.4	6.2	5.3	4.8	4.5	4.0	3.7										
	2,000	8.3	6.1	5.1	4.6	4.2	3.8	3.4	3.0									
	3,000	8.2	6.0	5.0	4.5	4.1	3.6	3.2	2.9	2.7								
	4,000	8.2	5.9	4.9	4.3	3.9	3.5	3.0	2.7	2.5	2.2							
	5,000	8.1	5.8	4.9	4.3	3.9	3.4	2.9	2.6	2.3	2.1	2.0						
	7,000	8.1	5.8	4.8	4.2	3.8	3.3	2.9	2.5	2.3	2.0	1.9	1.8					
	10,000	8.1	5.8	4.8	4.2	3.8	3.2	2.8	2.4	2.1	1.9	1.7	1.6	1.5	1.4			
	15,000	8.1	5.7	4.7	4.1	3.7	3.2	2.7	2.3	2.1	1.8	1.7	1.6	1.4	1.3	1.3		
	20,000	8.0	5.7	4.7	4.1	3.7	3.2	2.7	2.3	2.1	1.8	1.6	1.5	1.4	1.3	1.2	1.2	
		$N_1 =$	100	200	300	400	500	700	1,000	1,500	2,000	3,000	4,000	5,000	7,000	10,000	15,000	20,000
$N_2 =$	100																	
	200	12.7																
	300	11.0	9.0															
	400	10.4	8.2	7.4														
	500	10.0	7.8	6.9	6.4													
	700	9.8	7.5	6.6	6.1	5.7												
	1,000	9.6	7.2	6.2	5.7	5.3	4.9											
	1,500	9.4	7.0	6.0	5.4	5.0	4.5	4.1										
	2,000	9.3	6.8	5.7	5.1	4.7	4.2	3.8	3.4									
	3,000	9.2	6.7	5.6	5.0	4.6	3.6	3.2	3.0	2.9								
	4,000	9.1	6.6	5.5	4.9	4.4	3.9	3.4	3.0	2.8	2.5							
	5,000	9.1	6.5	5.4	4.8	4.3	3.8	3.3	2.9	2.6	2.4	2.2						
	7,000	9.1	6.5	5.4	4.7	4.3	3.7	3.2	2.8	2.6	2.3	2.1	2.0					
	10,000	9.1	6.5	5.4	4.7	4.2	3.7	3.2	2.7	2.5	2.2	2.0	1.9	1.8				
	15,000	9.0	6.5	5.3	4.7	4.2	3.6	3.1	2.7	2.4	2.1	1.9	1.8	1.7	1.6			
	20,000	9.0	6.4	5.3	4.6	4.2	3.6	3.1	2.6	2.3	2.0	1.9	1.7	1.6	1.5	1.4		
		9.0	6.4	5.3	4.6	4.2	3.6	3.1	2.6	2.3	2.0	1.8	1.7	1.6	1.5	1.4	1.3	

Table A-2 (continued)

	$N_1 =$	100	200	300	400	500	700	1,000	1,500	2,000	3,000	4,000	5,000	7,000	10,000	15,000	20,000
$N_2 =$	100	14.5															
	200	12.6	10.3														
	300	11.9	9.4	8.4													
	400	11.5	8.9	7.9	7.3												
	500	11.3	8.6	7.6	7.0	6.6							$p = 30\% \text{ or } 70\%$				
	700	11.0	8.3	7.2	6.5	6.1	5.6										
	1,000	10.8	8.0	6.8	6.2	5.7	5.2	4.7									
	1,500	10.6	7.8	6.6	5.9	5.4	4.8	4.3	3.9								
	2,000	10.6	7.7	6.4	5.7	5.2	4.6	4.1	3.7	3.4							
	3,000	10.5	7.6	6.3	5.6	5.1	4.4	3.9	3.4	3.2	2.9						
	4,000	10.4	7.5	6.2	5.5	5.0	4.3	3.8	3.3	3.0	2.7	2.5					
	5,000	10.4	7.5	6.2	5.4	4.9	4.3	3.7	3.2	2.9	2.6	2.4	2.3				
	7,000	10.4	7.4	6.1	5.4	4.9	4.2	3.6	3.1	2.5	2.3	2.2	2.1	2.2			
	10,000	10.4	7.4	6.1	5.3	4.8	4.2	3.6	3.0	2.7	2.4	2.2	2.1	1.9	1.8		
	15,000	10.3	7.4	6.1	5.3	4.8	4.1	3.5	3.0	2.7	2.3	2.1	2.0	1.8	1.7	1.6	
	20,000	10.3	7.4	6.1	5.3	4.8	4.1	3.5	3.0	2.6	2.3	2.1	2.0	1.8	1.7	1.6	1.5
	$N_1 =$	100	200	300	400	500	700	1,000	1,500	2,000	3,000	4,000	5,000	7,000	10,000	15,000	20,000
$N_2 =$	100	15.8															
	200	13.7	11.2														
	300	13.0	10.3	9.2													
	400	12.6	9.8	8.6	8.0												
	500	12.3	9.4	8.2	7.6	7.2							$p = 35\% \text{ or } 65\%$				
	700	12.0	9.0	7.8	7.1	6.7	6.1										
	1,000	11.8	8.7	7.5	6.7	6.2	5.6	5.1									
	1,500	11.6	8.5	7.2	6.4	5.9	5.3	4.7	4.3								
	2,000	11.5	8.4	7.0	6.2	5.7	5.1	4.5	4.0	3.7							
	3,000	11.4	8.2	6.9	6.1	5.5	4.8	4.3	3.7	3.4	3.1						
	4,000	11.4	8.2	6.8	6.0	5.4	4.7	4.1	3.6	3.3	3.0	2.8					
	5,000	11.3	8.1	6.7	5.9	5.4	4.7	4.1	3.5	3.2	2.8	2.7	2.5				
	7,000	11.3	8.1	6.7	5.9	5.3	4.6	4.0	3.4	3.1	2.7	2.5	2.4	2.2			
	10,000	11.3	8.1	6.7	5.8	5.3	4.5	3.9	3.3	3.0	2.6	2.4	2.3	2.1	2.0		
	15,000	11.3	8.0	6.6	5.8	5.2	4.5	3.8	3.3	2.9	2.5	2.3	2.2	2.0	1.9	1.8	
	20,000	11.3	8.0	6.6	5.8	5.2	4.5	3.8	3.2	2.9	2.5	2.3	2.1	2.0	1.8	1.7	1.6

Appendix B

Procedures Used to Derive Design Effects and Sampling Errors*

Appendix A provided a very brief and relatively nontechnical explanation of sampling error estimates, accompanied by two tables of confidence intervals that can be used to ascertain the accuracy of most percentages reported in this volume. The present appendix is intended to provide some background concerning the strategy and rationale involved in computing these confidence intervals. It also offers guidance for those wishing to make sampling computations beyond those contained in Appendix A.

This appendix, like the first, is intended to be readable and usable by the nonstatistician. For that reason, we take the time to outline (albeit briefly) a number of relatively elementary factors involved in estimating confidence intervals.

Factors Influencing the Size of Confidence Intervals

The most straightforward types of samples, from a statistical standpoint at least, are simple random samples. In such samples the confidence limits for a proportion are influenced by the size of the sample or subgroups being considered and also by the size of the proportion. For example, the 95 percent confidence interval for a proportion p based on a simple random sample of N cases is approximated by: $p \pm 1.96 \sqrt{p(1-p)/N}$. In a complex probability sample such as the present one, there are a number of other factors that influence the size of confidence limits. This section lists all of the factors that have been taken into account in calculating confidence intervals for use with the data in this volume, beginning with the most simple factors and then proceeding to the more complex.

Number of Cases (N). Other things being equal, the larger a sample (or subgroup within a sample), the smaller or more precise will be the confidence interval for a percentage based on that sample. One of the factors determining the size of the confidence interval is $1/\sqrt{N}$. Thus, for example, if all other things were equal, a sample of 400 would have confidence intervals half as large (or twice as precise) as a sample of 100, because $1/\sqrt{400}$ is half as large as $1/\sqrt{100}$.

Size of Percentage. Other things being equal, percentage values around 50 percent have larger confidence intervals than higher or lower percentage values. This is because another of the factors determining the size of the confidence intervals is $\sqrt{p(1-p)}$, where p is a proportion ranging from 0 to 1.0 (or, to put it in percentage terms, the factor is $\sqrt{x\%(100-x\%)}$). Thus, for example, a proportion of either 0.1 or 0.9 (a percentage of either 10 percent or 90 percent) will have a confidence interval only three-fifths as large as the confidence interval around a proportion of 0.5 (or 50 percent), because $\sqrt{0.1(1-0.1)}$ is three-fifths as large as $\sqrt{0.5(1-0.5)}$.

Design Effects in Complex Samples. Under conditions of simple random sampling, a confidence interval can be determined solely on the basis of the number of cases and the percentage value involved. More complex samples such as the one used in the present study make use of stratification and clustering and often differential weighting of respondent scores, and these all influence sampling error. While stratification tends to heighten the precision of a sample, the effects of clustering and weighting reduce precision

*Appendixes A and B, which discuss estimates of sampling errors and design effects, were written when there were five questionnaire forms used in each annual survey; a sixth form was added beginning in 1989. Because we believe that there would be very little change in estimates of sampling errors, or in design effects, we have not revised these appendixes to reflect the added form.

(compared with a simple random sample of the same size). Therefore, it is not appropriate to apply the standard, simple random sampling formulas to such complex samples in order to obtain estimates of sampling errors, because they would almost always underestimate the actual sampling errors.

Methods exist for correcting for this underestimation, however. Kish (1965, p. 258) defines a correction term called the design effect (DEFF), where:

$$\text{DEFF} = \frac{\text{actual sampling variance}}{\text{expected sampling variance from a simple random sample with same number of elements}}$$

Thus, if the actual sampling variance in a complex sample is four times as large as the expected sampling variance from a simple random sample with the same number of cases, the DEFF is 4. Since confidence intervals are proportionate to the square root of variance, the confidence intervals for such a sample would be twice as large (because the square root of 4 is 2) as the confidence interval for a simple random sample with the same number of cases. A fairly simple and straightforward way of applying the concept of design effect may be to note that an increase in design effect has the same impact on precision as a reduction in the number of cases in a simple random sample. For example, a sample of 16,000 cases with a design effect of 4 would have the same degree of precision (the same size confidence intervals around various percentages) as a simple random sample of 4,000.

In principle, every different statistic resulting from a complex sample can have its own design effect, and different statistics in the same sample may have quite different design effects. However, it is not feasible to compute every design effect, nor would it be feasible to report every one. Thus, in practice, design effects are averaged across a number of statistics and these average values are used to determine the design effects for other statistics based on the sample. Sometimes a single design effect is applied to all statistics of a given type (e.g., percentages) for a given sample. In the present study, however, a rather extensive exploration of design effects revealed a number of systematic differences. These systematic differences have to do with the particular measures being examined, the subgroups involved, and the question of whether a trend over time is being

considered. The most consistent difference involves the number of cases in the group or subgroup for which the design effect is computed.

The Relationship between Subgroup Size and Design Effects. Kish et al. (1976) have observed that design effects tend to be smaller for subgroups than for total samples; moreover, the smaller the subgroup, the smaller the design effect is likely to be. The explanation for this widespread phenomenon is that the average number of cases in each sampling cluster is an important factor in determining the size of the design effect; and as subgroup size decreases, so does this average number of cases per cluster. This point is illustrated by several subgroups treated in the present volume—males, females, those planning four years of college, and those not planning four years of college. All (or virtually all) of the schools in the sample have both male and female students, as well as some students who plan four years of college and others who do not. Thus, each of these four subgroups is spread more or less evenly across the full number of clusters (schools). Since each of these subgroups includes roughly half of the total sample, the average number of cases per cluster is about half as large as for the total sample, and this leads to a smaller design effect than is found for the total sample. Other subgroups involving different patterns of drug use are also distributed more or less evenly across all clusters and thus are subject to the same phenomenon of smaller design effects because of the smaller number of cases per cluster.

One very important exception to the pattern of smaller design effects for subgroups involves the four geographic region subgroups presented in this volume. These subgroups do not cut across all clusters; instead, regions have been described as "segregated" subgroups, in contrast to the "cross-class" subgroups discussed above. For such segregated subgroups, the average number of cases per cluster is about the same as is found in the total sample, and thus the design effects are not lower than those for the total sample (Kish et al., 1976). Another subgroup that is in some respects similar to regional subgroups is the category of blacks. Black respondents are not found equally across high schools throughout the United States. There are, of course, regional differences in proportions of blacks, and these contribute substantially to this lack of equal distribution. In addition, there are patterns of segregation in housing that continue to be reflected in the unequal distribution of blacks in

high schools. The net effect of these several factors is that the black subgroup in our sample is "partially segregated" in a sampling sense as well as in the more usual usage of that word. For that reason, the design effects for blacks are somewhat larger than for other subgroups of approximately similar size.

Because the subgroups consisting of blacks and the four regional groups all have larger design effects than do other subgroups of the same size, it is necessary to adjust the confidence intervals for these subgroups as indicated in Appendix A. (At a later point in the present appendix we will say more about these adjustment factors.)

One other kind of "subgroup" must be noted in this discussion of the relationship between subgroup size and design effects. One-fifth of the total sample filled out each of the five separate questionnaire forms, and thus the respondents to each of these forms may be viewed as a "cross-class" subgroup of the total sample. The average cluster size for a single form is exactly 20 percent of the average cluster size for the total sample. That means, of course, that the single-form samples (which are the basis for the large majority of the data presented in this volume) are distinctly more "efficient" than the sample based on all five forms. Accordingly, single-form data have much smaller design effects (as displayed later in this appendix).

Design Effects for Comparisons between Subgroups. We noted above that a number of subgroups treated in this volume can be described as "cross-class" subgroups, meaning that members of the subgroup are distributed more or less evenly across sampling clusters. For these kinds of subgroups, it turns out that *comparisons* are relatively efficient, from a sampling standpoint. The technical explanation for this phenomenon is that there is a higher degree of covariance between such subgroup pairs than would be the case in a comparison of independent subgroups. Now let us offer a fairly nontechnical illustration to indicate why this is so. Suppose that a researcher interested in the use of marijuana during the senior year of high school obtained data from five high schools concerning female seniors' marijuana use and data from five other high schools concerning male seniors' marijuana use. Suppose that the percentage values for marijuana use during senior year were as follows:

Female seniors (five schools):

60%, 20%, 65%, 30%, 50%

Male seniors (five other schools):

40%, 80%, 25%, 70%, 60%

Even though there is a difference of 10 percentage points between males and females (if the five schools in each case are averaged), there is still so much variability among schools that one would not conclude with very much confidence that females in general are less likely than males to use marijuana during the senior year of high school. Suppose, on the other hand, that the researcher had obtained data from a total of only five schools and had obtained data concerning both male and female seniors in each school as follows:

	Females	Males
School A	60%	70%
School B	20%	25%
School C	65%	80%
School D	30%	40%
School E	50%	60%

The same group of percentages, this time based on five pairings of males and females rather than independent observations, are much more strongly suggestive of systematic differences between the sexes.

A process analogous to that illustrated above is involved when "cross-class" subgroups are compared, and the increased accuracy or sampling efficiency is reflected in relatively small sampling errors and design effects.

Design Effects for Trends. Thus far this discussion of factors influencing design effects and confidence intervals has focused only on groups and subgroups within a single year. But one of the central purposes of the Monitoring the Future project is to monitor trends over time; indeed, the study procedures have been standardized across years insofar as possible in order to provide the opportunity for sensitive measurement of change. One of the factors designed to produce an added degree of consistency from one year to the next is the use of each school for two data collections, which means that for any two successive years half of the sample of schools is the same. This, plus the fact that the other half of the school sample in a given year is from the same primary sampling units as the half sample it replaced, means that there is a good deal of consistency in the sampling and clustering of the sample from one year to the next. As a result, when cross-year comparisons are made (say, between 1976 and 1977), the design effects are appreciably smaller (i.e., the efficiency is greater) than if completely independent samples of schools

had been drawn each year. In other words, the 1976 and 1977 samples are not independent; on the contrary, there is a considerable degree of covariance between them. A similar level of covariance occurs between any pair of adjacent-year samples (e.g., 1977 and 1978), because about half of the schools in both samples were the same. This covariance, or partial "matching," reduces the design effect for differences observed between adjacent years, compared to what they would have been with totally independent samples.

It follows from the discussion above that a trend over an interval greater than one year (e.g., a comparison between 1976 and 1978, which involves totally nonoverlapping school samples) is likely to have a design effect that is larger than that for a comparison between adjacent-year samples.

Variables with Unusually Large Design Effects. Kish et al. (1976) stress the importance of computing sampling errors for many kinds of variables, and they point out that they have found "very wide ranges in values of sampling errors (standard errors and design effects) between diverse variables within the same survey" (p. 21). Our own experience has been that, among most variables, the variation in sampling errors and design effects seems more random than consistent, and thus we are reasonably comfortable with the use of averaging procedures (described below) in order to derive a set of general purpose tables. There are some important exceptions to the above generalization, however. Variables that are likely to be grouped according to geographical area (region and/or urbanicity), as well as variables that may differ systematically from one school to another, show much higher than usual amounts of homogeneity within sample clusters. It follows necessarily that such variables also have much higher than usual design effects. The variables in the Monitoring the Future study that seem most likely to show such high design effects tend to be grouped into the questionnaire segment dealing with background factors and educational aspirations (Section C of all questionnaire forms). These variables were excluded from the process of computing overall design effects and the confidence intervals provided in Tables A-1 and A-2. Appendix A provides a further discussion of some of these variables and offers some suggestions for adjusting the confidence interval tables to deal with them.

Procedures Used in Deriving Design Effects and Tables of Confidence Intervals

Having taken some pains to review the several factors that can influence design effects and confidence intervals, it is now a fairly simple matter for us to summarize the steps followed to compute the tables of confidence intervals shown in Appendix A. We were heavily influenced in this effort by the work of Kish and his colleagues (Kish, 1965; Kish et al., 1976) in two ways. First, we followed their recommendation that sampling errors be computed and averaged across a goodly number of variables and subgroups. Second, we paid particular attention to their observation that design effects tend to be smaller for subgroups than for total samples (a point discussed earlier in this appendix).

Confidence Intervals for Single Percentages. Our procedure was to compute sampling errors and design effects for most of the variables that are common to all five forms (those in the C sections of all questionnaires and those in the B sections of Forms 2 through 5) and for every twentieth variable in the A, D, and E sections. (Form 1 was omitted because most of this form comprises drug-related items, and such items involve high proportions of missing data because respondents are instructed to skip over many questions that are not applicable to them.) Design effects were computed for each of the subgroups reported in this volume, as well as for the total sample. Design effects for each subgroup and for the total were averaged across variables for the C section material (all five forms), the B section material (drug use measures, all four forms), and the sampling of variables from the A, D, and E sections (single-form data). As noted earlier, the variables that showed unusually high levels of homogeneity within sample clusters were excluded from the C section variables when they were averaged. The 1977 data were used for this analysis. Later replication using 1976 data provided nearly identical values.

The averaging process consisted of taking a mean of the *square roots* of the design effects. Kish and his colleagues (1976) refer to the design effect as DEFF and to the square root of the design effect as DEFT; thus $\sqrt{\text{DEFF}} = \text{DEFT}$. We will find it useful to use this terminology in what follows. The rationale for computing means of DEFT rather than DEFF is that the former value is directly proportionate to the size of confidence intervals. A further reason for

doing so is that the values of DEFT approximate a normal distribution much more closely than do the values of DEFF, which are skewed upwards. (A comparison of mean DEFTs and median DEFTs showed them to be quite similar, something that certainly is not true of mean and median DEFFs.)

Bearing in mind that design effects tend to be smaller for subgroups than for total samples and bearing in mind also that confidence intervals are directly proportionate to DEFT and to \sqrt{N} , we plotted the mean DEFT values for the total sample and for all subgroups, in each case relating DEFT to \sqrt{N} . The results are shown in Figure B-1. Note that distinctions are made between "cross-class" and "segregated" subgroups and between mean DEFTs based on five forms and those based on single forms. (The \sqrt{N} values for the latter are, of course, much smaller.)*

Setting aside the "segregated" subgroups (regions and blacks) for the moment, it is clear that the rest of the mean DEFTs in Figure B-1 show a very clear and consistent pattern: the higher the value of \sqrt{N} , the higher the mean DEFT. It turns out that these mean DEFT values are very closely approximated by the function $\text{DEFT} = \sqrt{1.3 + 0.00015N}$, as shown by the solid line in the figure. (The function can also be stated as $\text{DEFF} = 1.3 + 0.00015N$.) The particular parameters in that function were derived empirically, but the basic function (i.e., $\text{DEFT} = \sqrt{a + bN}$) was adapted directly from the work of Kish et al. (1976).

Given the above function that fitted the mean DEFT values for the total sample and the "cross-class" subgroups, we returned to the problem of assigning DEFT values for the "segregated" subgroups. The simplest solution was to select two adjustment factors that could be multiplied by the confidence interval values in Table A-1. These adjustment factors are shown by the dashed lines in Figure B-1; they correspond to multiplying the "standard" DEFT (solid line) by a factor of 1.1 for single-form data and by a factor of 1.33 for five-form data. These adjustments, which were selected on empirical grounds, yield design effects for the "segregated" subgroups that are approximately equal to the design effects for the total sample (treating single-form and five-form data separately, of course). This is reassuring, since Kish et al. (1976) have reported that "segregated" subgroups can in general be expected to show design effects approximately equal to the design effects for the

total sample.

After the data in Figure B-1 were plotted and the form of the main function (indicated by the solid line) was determined, DEFT values for drug use measures (material in Section B of all forms) were checked. It was found that the DEFTs for only two drug categories, alcohol and marijuana, exceeded the values indicated by the function; accordingly, adjustment factors were developed for these two drugs (1.6 and 1.35, respectively).

Confidence Intervals for Differences between Two Percentages. Our procedure here was directly parallel to that followed in determining confidence intervals for single percentages. DEFT values for the differences between 1976 and 1977 percentages were computed using virtually the same set of items as used earlier. Also computed were mean DEFT values for comparisons in the same year between subgroups such as males and females, those who did and did not plan to complete four years of college, blacks and whites, pairings of regions, and pairings of drug use groups. It was found that, for any given level of N , the mean DEFT values for subgroup comparisons were quite similar to the mean DEFT values for one-year trends; accordingly, all of these mean DEFTs were included in Figure B-2, which plots mean DEFTs for differences between percentages. In this figure, as in Figure B-1, the strong relationship was evident between mean DEFTs and the numbers of cases in the two groups being compared. This relationship can be very closely approximated by the function $\text{DEFT} = \sqrt{1.3 + 0.000075N}$ (which can also be stated as $\text{DEFF} = 1.3 + 0.000075N$), where $N = 2N_1N_2/N_1 + N_2$.

It was expected on grounds of sampling theory that, as we found earlier, the function that fit most differences between percentages would not fit differences involving regions and differences involving blacks. In fact, the data indicated that some adjustment is necessary for black-white comparisons using data from all five forms and, also, for comparisons as well as trends involving any region. We have not tried to show those adjustments in Figure B-2, but the several values involved are shown in the guidelines to Table A-2.

It was also expected on the grounds of sampling theory that trends across an interval of two or more years would show somewhat higher values of DEFT than one-year trends. It turned out that this was true only for data from all five forms; data based on one form only did not show significantly

*The five-form data consisted of C section material, excluding those variables related to region, urbanicity, and/or socioeconomic level.

Figure B-1
Design Effects for Single Percentages

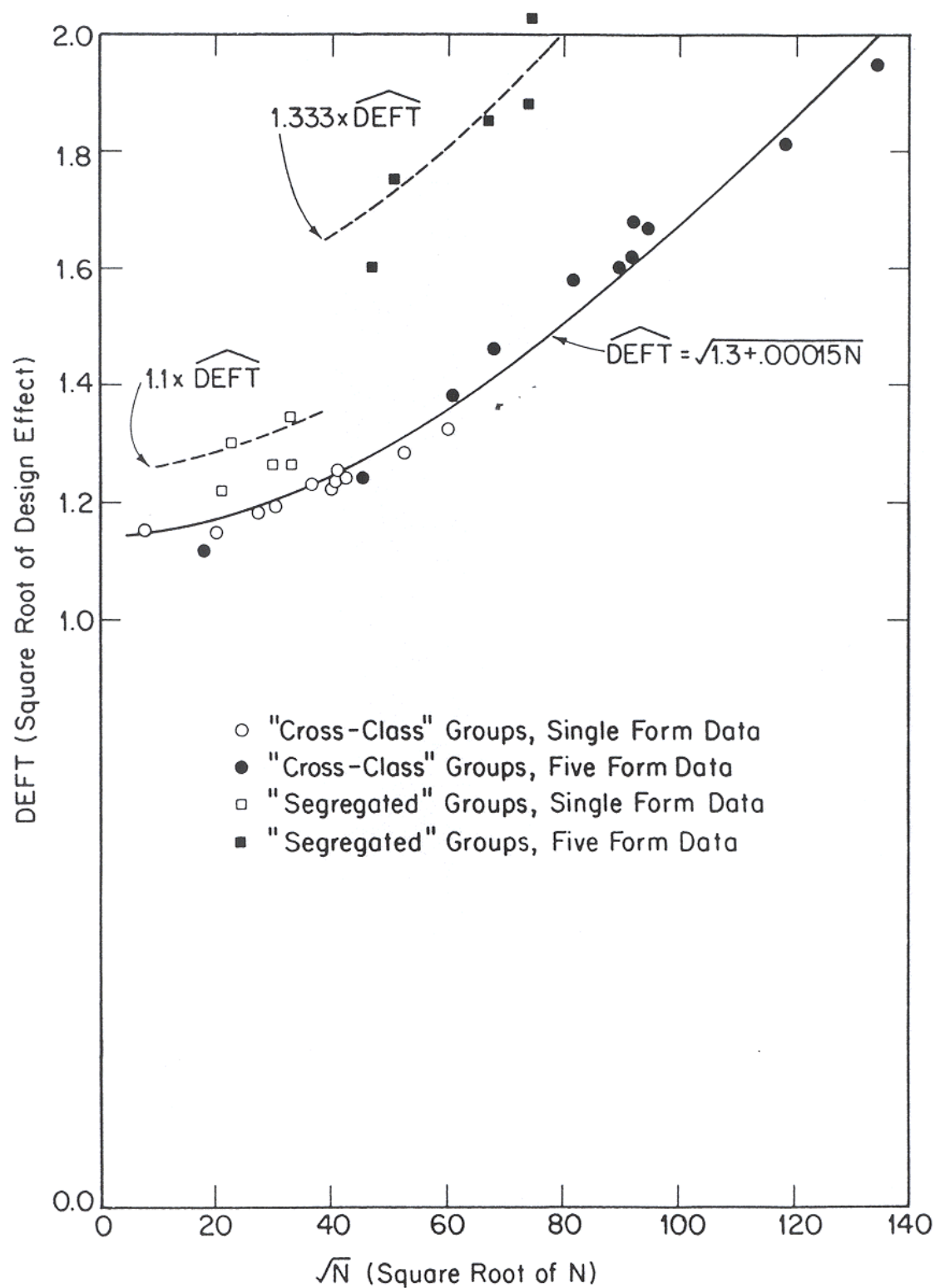
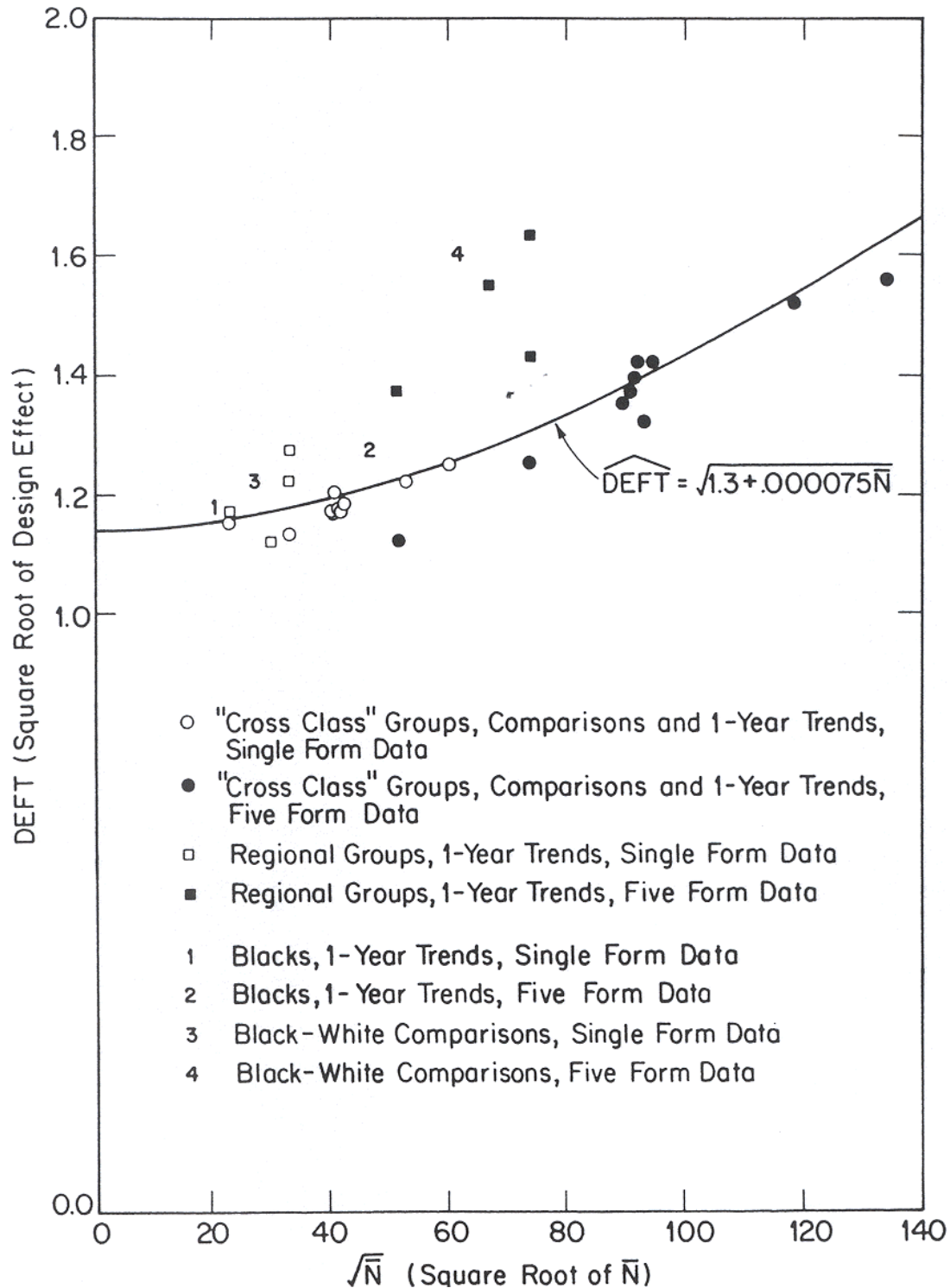


Figure B-2
Design Effects for Differences between Percentages



higher values. The adjustment factors for trends involving five forms over two or more years are shown in Table A-2.

Use of Weighted Numbers of Cases in Entering Confidence Interval Tables. We should mention in passing that the recommendations for using the tables in Appendix A indicated that *weighted N* values should be used. The computer program that generated our design effect statistics makes use of weights in calculating percentages and actual sampling variances. But in computing the DEFF ratio, defined as the actual sampling variance divided by the expected sampling variance from a simple random sample with the same number of elements, the program makes use of the *unweighted* numbers of cases to determine "the same number of elements." Since the mean weights used in the 1975, 1976, and 1977 data tables are slightly lower than 1.0, this means that when entering the tables in Appendix A with weighted data from those years, one is being very slightly "conservative" (slightly reduced risk of a Type 1 error; slightly increased risk of a Type 2 error). It is important to realize that if one took the trouble to make corrections for this "conservatism," the correction would rarely be as great as multiplying the Table A-1 and Table A-2 entries by a factor of about 0.95; and, in the large majority of cases, the correction would involve multiplying by a factor of about 0.98. We find such discrepancies to be trivially small, particularly when compared with what Kish et al. (1976, p. 12) describe as the "heroic simplifications" required in some of the steps leading to general purpose tables of design effects and confidence intervals.

Before the 1978 data tables were produced, we had come to realize the advantages in having weighted values that averaged 1.0; accordingly, beginning with the 1978 data, the weighted *N* values in the tables do approximate the actual numbers of cases quite closely. But it was impractical to redo the 1975 through 1977 data tables to incorporate this refinement. Another alternative would have been to employ slightly different versions of Tables A-1 and A-2, containing slightly different confidence intervals for each of those three years; however, we felt that such an approach could introduce confusion when cross-year comparisons were made. Thus, we opted for the solution that seems to us to be most simple and manageable, even though it involves the slight degree of "conservatism" noted above. For readers

who find this solution undesirable, we have included Table B-1, which presents weighted and unweighted *N*s for the various subgroups for each year. Table B-1 contains *N*s for all five forms (except for 1975, which shows *N*s for Forms 2 through 5). Thus, readers who wish to avoid the slight "conservatism" (and also to be more precise for subgroups in 1978 and later whose average weight is not exactly 1.0) may determine the unweighted *N*s. Some correction for missing data should be made in this case; this can be accomplished by calculating the percentage of missing data (using the weighted *N*s from the data table and the weighted *N* from Table B-1) and adjusting the unweighted *N* accordingly. These adjusted unweighted *N*s can then be used in Appendix A.

Further Applications of These Design Effects and Sampling Errors

One of the reasons for providing the above review of the factors influencing design effects and confidence intervals, and the procedures used in computing our confidence interval tables, is to provide sufficient background and data to permit the interested reader to go beyond the material provided in Appendix A. In this section we consider two specific extensions, the calculation of levels of "statistical significance" higher than 95 percent and the computation of means and their confidence intervals.

Calculating Confidence Intervals for Higher Levels of Statistical Significance. The entries contained in Tables A-1 and A-2 provide the 95 percent confidence level (also referred to as the .05 level of significance). These entries were computed by multiplying the standard error (square root of sample variance) by a factor of 1.96. The 99 percent confidence interval (.01 level of significance) uses a factor of 2.58 standard errors, and the 99.9 percent confidence interval (.001 level of significance) uses a factor of 3.29 standard errors. To convert the entries in Tables A-1 and A-2 to these higher levels, it is necessary only to multiply the entries by the appropriate constant shown below (keeping in mind that any other adjustments required in the tables must also be applied):

Confidence Interval	Significance Level	Multiply Entries by the Following:
99.0%	.01	2.58 ÷ 1.96 = 1.32
99.9%	.001	3.29 ÷ 1.96 = 1.68

Table B-1
Sample Sizes (Unweighted and Weighted) in Subgroups by Year

	Number of Cases															
	Class of 1975*		Class of 1976		Class of 1977		Class of 1978		Class of 1979		Class of 1980		Class of 1981		Class of 1982	
	Unwtd.	Wtd.	Unwtd.	Wtd.	Unwtd.	Wtd.	Unwtd.	Wtd.	Unwtd.	Wtd.	Unwtd.	Wtd.	Unwtd.	Wtd.	Unwtd.	Wtd.
Total Sample	12,627	12,108	16,678	15,138	18,436	15,830	18,924	18,916	16,662	16,662	16,524	16,524	18,267	18,267	18,348	18,348
Sex:																
Male	5,799	5,571	7,999	7,241	8,449	7,358	8,603	8,779	7,889	7,778	7,935	7,744	8,775	8,725	8,979	8,828
Female	6,371	6,100	7,924	7,257	9,188	7,850	9,416	9,266	8,139	8,232	7,874	8,078	8,752	8,865	8,610	8,788
Race:																
White	**	**	12,933	11,796	13,818	12,240	14,663	14,847	13,432	13,299	12,894	12,846	13,625	13,985	13,753	13,887
Black	**	**	1,806	1,716	2,500	1,938	2,205	2,096	1,617	1,742	1,939	2,098	2,495	2,265	2,203	2,080
Region:																
Northeast	3,014	2,695	4,034	3,570	4,760	3,959	4,841	4,607	3,926	4,016	4,281	3,877	4,269	4,290	4,719	4,741
North Central	3,951	3,832	5,098	4,687	5,697	4,758	5,576	5,411	5,385	4,874	4,340	4,873	5,069	5,484	5,223	5,383
South	3,366	3,857	4,177	4,597	4,908	4,820	5,566	6,292	4,713	5,055	4,667	5,049	5,513	5,600	5,191	5,551
West	2,296	1,724	3,369	2,284	3,071	2,294	2,941	2,605	2,638	2,717	3,236	2,726	3,416	2,893	3,215	2,672
College Plans:																
Complete 4 years	**	**	7,963	6,994	8,933	7,407	9,264	8,844	8,571	8,203	9,191	8,658	10,256	9,878	9,851	9,360
None or under 4 years	**	**	7,179	6,877	7,764	7,048	7,857	8,413	6,715	7,063	5,995	6,578	6,486	7,008	6,971	7,507
Illicit Drug Use:																
None	4,329	4,400	6,532	6,091	6,672	5,878	6,400	6,595	5,426	5,654	5,322	5,591	5,954	6,148	6,157	6,328
Marijuana only	2,044	1,894	3,950	3,457	4,955	4,050	5,354	5,214	4,756	4,610	4,480	4,357	4,313	4,179	4,127	4,040
Few pills	1,163	1,113	1,942	1,736	2,173	1,813	2,329	2,304	2,171	2,168	2,150	2,104	2,297	2,306	2,449	2,439
More pills	2,157	1,989	3,427	2,987	3,857	3,266	3,906	3,885	3,622	3,543	3,873	3,760	4,972	4,925	4,896	4,839
Any heroin	231	216	319	268	321	280	289	302	193	186	186	180	183	189	212	210

NOTE: The sample sizes for questions on a single form are approximately one-fifth of the Ns given above for 1975-88 and one-sixth of the Ns given above for 1989 and later.

*The number of cases shown for 1975 is based on Forms 2 through 5 only, because the data from Form 1 are intentionally not included in tabulations based on drug and demographic items that appeared in all forms.

**Missing data problems were severe for race and college plans in 1975; accordingly, these data have been excluded from all tables in the 1975 report.

Table B-1 (cont.)
Sample Sizes (Unweighted and Weighted) in Subgroups by Year

	Number of Cases															
	Class of 1983		Class of 1984		Class of 1985		Class of 1986		Class of 1987		Class of 1988		Class of 1989		Class of 1990	
	Unwtd.	Wtd.	Unwtd.	Wtd.	Unwtd.	Wtd.	Unwtd.	Wtd.	Unwtd.	Wtd.	Unwtd.	Wtd.	Unwtd.	Wtd.	Unwtd.	Wtd.
Total Sample	16,947	16,947	16,499	16,499	16,502	16,502	15,713	15,713	16,843	16,843	16,795	16,795	17,142	17,142	15,676	15,676
Sex:																
Male	8,106	8,074	7,653	7,800	7,620	7,776	7,231	7,261	7,843	7,912	8,039	7,861	8,387	8,156	7,799	7,862
Female	8,160	8,227	8,144	8,029	8,287	8,164	7,843	7,855	8,373	8,340	8,170	8,342	8,223	8,471	7,280	7,241
Race:																
White	12,697	12,806	12,223	12,337	12,162	12,291	11,311	11,713	12,290	12,478	12,011	12,051	12,235	12,250	11,191	11,410
Black	2,191	2,067	2,281	2,244	2,195	1,995	1,901	1,649	1,760	1,708	2,156	2,063	2,074	2,038	1,567	1,614
Region:																
Northeast	4,130	4,056	3,658	3,387	3,615	3,878	3,433	3,720	3,875	3,611	3,706	3,348	3,728	3,305	3,225	3,358
North Central	4,245	4,784	4,018	4,612	4,612	4,516	4,392	4,440	4,664	4,489	4,892	4,435	4,352	4,589	4,125	4,284
South	5,522	5,434	5,726	5,568	5,263	5,028	4,910	4,855	5,035	5,431	4,712	5,753	5,599	6,255	4,946	5,262
West	3,050	2,673	3,097	2,932	3,012	3,079	2,978	2,698	3,269	3,313	3,485	3,260	3,463	2,992	3,380	2,773
College Plans:																
Complete 4 years	9,342	9,062	9,114	9,103	9,592	9,448	9,655	9,291	10,791	10,465	11,118	10,774	11,357	11,108	10,461	10,245
None or under 4 years	6,214	6,555	6,002	6,124	5,588	5,770	4,855	5,277	4,737	5,135	4,464	4,822	4,560	4,889	4,075	4,332
Illicit Drug Use:																
None	6,001	6,082	6,124	6,199	6,401	6,412	6,491	6,535	7,035	7,188	7,411	7,606	8,195	8,253	7,916	8,006
Marijuana only	3,657	3,599	3,585	3,529	3,541	3,449	3,228	3,125	3,569	3,514	3,688	3,605	3,458	3,374	2,975	2,901
Few pills	2,308	2,315	2,198	2,196	2,228	2,264	2,147	2,223	2,138	2,142	2,131	2,133	2,071	2,057	1,857	1,872
More pills	4,333	4,306	3,946	3,936	3,737	3,802	3,261	3,264	3,501	3,410	3,001	2,896	2,832	2,889	2,390	2,380
Any heroin	210	206	206	207	196	193	160	161	189	203	186	186	224	222	185	194

NOTE: The sample sizes for questions on a single form are approximately one-fifth of the Ns given above for 1975-88 and one-sixth of the Ns given above for 1989 and later.

Table B-1 (cont.)
Sample Sizes (Unweighted and Weighted) in Subgroups by Year

	Number of Cases															
	Class of 1991		Class of 1992		Class of 1993		Class of 1994		Class of 1995		Class of 1996		Class of 1997		Class of 1998	
	Unwtd.	Wtd.	Unwtd.	Wtd.	Unwtd.	Wtd.	Unwtd.	Wtd.	Unwtd.	Wtd.	Unwtd.	Wtd.	Unwtd.	Wtd.	Unwtd.	Wtd.
Total Sample	15,483	15,483	16,251	16,251	16,763	16,763	15,929	15,929	15,876	15,876	14,823	14,823	15,963	15,963	15,780	15,780
Sex:																
Male	7,625	7,617	7,428	7,582	7,484	7,708	7,015	7,095	7,211	7,293	6,687	6,806	7,215	7,269	7,105	7,286
Female	7,233	7,277	8,114	8,053	8,459	8,310	8,104	8,075	7,935	7,891	7,334	7,261	7,781	7,793	7,798	7,618
Race:																
White	10,222	10,754	10,721	11,029	10,985	11,274	10,473	10,786	10,744	11,012	9,133	9,890	9,434	10,210	9,781	10,280
Black	1,951	1,757	2,527	2,244	2,249	2,045	1,789	1,761	1,771	1,693	2,221	1,719	2,420	2,001	1,947	1,885
Region:																
Northeast	3,321	2,862	3,462	2,887	3,278	2,848	3,073	2,807	3,358	2,881	4,032	3,122	3,940	3,405	3,358	2,952
North Central	4,184	4,089	4,711	4,529	4,667	4,717	4,002	4,124	3,476	4,380	3,132	3,878	3,639	4,249	3,535	3,948
South	4,773	5,330	5,105	5,787	4,937	5,902	5,166	5,861	6,069	5,593	5,146	5,345	5,704	5,469	5,682	5,928
West	3,205	3,202	2,973	3,048	3,881	3,296	3,688	3,138	2,973	3,022	2,513	2,479	2,680	2,839	3,205	2,952
College Plans:																
Complete 4 years	10,524	10,402	11,445	11,339	11,832	11,731	11,460	11,226	11,605	11,396	10,740	10,954	11,347	11,226	11,499	11,260
None or under 4 years	3,879	4,089	3,513	3,813	3,491	3,780	3,221	3,542	3,043	3,351	2,825	2,746	3,094	3,342	2,891	3,157
Illicit Drug Use:																
None	8,443	8,464	9,393	9,441	9,272	9,373	8,260	8,395	7,890	7,996	6,996	7,101	7,121	7,054	7,008	7,024
Marijuana only	2,724	2,657	2,578	2,523	2,834	2,720	3,001	2,863	3,329	3,255	3,402	3,254	3,868	3,835	3,865	3,818
Few pills	1,714	1,742	1,698	1,757	1,776	1,829	1,734	1,762	1,731	1,756	1,564	1,654	1,711	1,708	1,693	1,710
More pills	2,085	2,128	1,975	1,974	2,252	2,281	2,248	2,259	2,273	2,247	2,142	2,149	2,420	2,532	2,419	2,443
Any heroin	141	141	184	199	185	187	188	185	259	250	264	263	315	320	299	301

NOTE: The sample sizes for questions on a single form are approximately one-fifth of the Ns given above for 1975-88 and one-sixth of the Ns given above for 1989 and later.

Table B-1 (cont.)
Sample Sizes (Unweighted and Weighted) in Subgroups by Year

	Number of Cases													
	Class of 1999		Class of 2000		Class of 2001		Class of 2002		Class of 2003		Class of 2004		Class of 2005	
	Unwtd.	Wtd.	Unwtd.	Wtd.	Unwtd.	Wtd.	Unwtd.	Wtd.	Unwtd.	Wtd.	Unwtd.	Wtd.	Unwtd.	Wtd.
Total Sample	14,056	14,056	13,286	13,286	13,304	13,304	13,544	13,544	15,200	15,200	15,222	15,222	15,378	15,378
Sex:														
Male	6,410	6,485	5,901	5,991	5,911	5,962	6,029	5,992	6,753	6,736	6,922	6,987	6,868	6,962
Female	6,901	6,804	6,477	6,492	6,499	6,543	6,560	6,679	7,506	7,554	7,370	7,357	7,474	7,432
Race:														
White	9,180	9,499	8,123	8,447	7,780	8,187	8,320	8,396	9,403	9,722	9,644	10,168	9,719	9,689
Black	1,793	1,692	2,027	1,707	1,815	1,567	1,490	1,443	1,809	1,739	1,632	1,606	1,510	1,523
Region:														
Northeast	3,012	2,572	3,052	2,616	3,314	2,591	3,219	2,641	2,968	3,210	3,085	3,226	3,176	3,065
North Central	3,352	3,668	3,359	3,252	2,751	3,753	3,511	3,407	3,852	3,687	3,718	3,977	3,676	3,738
South	5,108	5,108	4,665	4,687	4,540	4,300	4,201	4,534	5,115	5,212	4,808	5,207	5,049	5,451
West	2,584	2,708	2,210	2,732	2,699	2,659	2,613	2,961	3,265	3,092	3,611	2,813	3,477	3,124
College Plans:														
Complete 4 years	10,550	10,344	9,753	9,471	9,775	9,678	10,077	9,908	11,352	11,229	11,351	11,178	11,587	11,471
None or under 4 years	2,570	2,848	2,212	2,654	2,319	2,563	2,172	2,492	2,601	2,856	2,683	2,934	2,435	2,629
Illicit Drug Use:														
None	6,196	6,206	5,965	5,917	5,988	5,941	6,102	6,120	7,158	7,207	7,222	7,191	7,297	7,343
Marijuana only	3,555	3,483	3,284	3,210	3,204	3,195	3,177	3,050	3,536	3,456	3,369	3,347	3,469	3,442
Few pills	1,461	1,467	1,277	1,348	1,369	1,420	1,356	1,383	1,473	1,459	1,455	1,494	1,446	1,468
More pills	2,189	2,252	1,964	2,056	2,073	2,121	2,134	2,238	2,302	2,379	2,410	2,476	2,322	2,343
Any heroin	282	283	287	316	224	236	216	219	230	224	220	219	220	223

NOTE: The sample sizes for questions on a single form are approximately one-fifth of the Ns given above for 1975-88 and one-sixth of the Ns given above for 1989 and later.

Computing Means and Their Confidence Intervals. Many of the questionnaire items included in this volume have ordinal response scales (e.g., agree, mostly agree, neither, mostly disagree, disagree), and it is often the case that a survey analyst will be willing to treat such scales as if they involved equal intervals. In such cases, means and standard deviations are more "efficient" in their use of information than are dichotomies that yield a single percentage or a pair of percentages (e.g., those who respond "agree" or "mostly agree" vs. all others). It is a relatively straightforward matter to compute means and standard deviations for the total sample or any of the subgroups treated in this volume. The problem, then, is to be able to specify confidence intervals for the means or for the differences between pairs of means. In the case of simple random samples, one needs only the means, standard deviations (or variances), and numbers of cases in order to compute confidence intervals. But in complex samples such as the present one, it is also necessary to take account of design effects. If an estimate of design effect is available, one of the simplest procedures to follow is to divide the actual numbers of cases by the design effect (thereby "depreciating" the actual number to its equivalent value in simple random sample terms) and then employ the standard statistical procedures that have been developed for application to simple random samples. Thus, for example, if the design effect (DEFF) for a sample of 18,000 were 4, then one could divide the 18,000 by 4 and the result, 4,500, could be entered as the value of "*N*" in statistical tables and formulas designed for use with simple random samples. To take another example, if one were comparing means based on two subgroups, each involving about 9,000 cases, and if the DEFF (for both subgroups) was 2, then one could compute the significance of the difference between the two means as if the *N* for each group were 4,500 (i.e., 9,000 divided by 2).

In short, the strategy involves dividing the actual number of cases by the appropriate DEFF in order to get a "simple random sampling equivalent *N*" or, more simply, an "effective *N*" for use in statistical procedures designed for random samples.

Design Effects for Use in Computing "Effective *N*s." In order to employ the strategy outlined

above, one must have estimates of design effects that are judged to be appropriate for one's purposes. In the case of means based on the percentages reported in this volume, we are confident (based on personal communications with Kish) that it is appropriate to use the same DEFF values as were used in developing Tables A-1 and A-2. For other, more complex statistics, we cannot make the same assertion, although it is generally the case that design effects for such statistics are not larger than those for means and percentages (Frankel, 1971; Kish and Frankel, 1970).

In Table B-2 we provide guidelines for computing DEFF values for single percentages (or means) and for differences between two percentages (or means). For reasons discussed elsewhere in this appendix, we must provide for different (and somewhat higher) DEFFs for "segregated" subgroups (regional subgroups and sometimes also blacks) and for trends over two or more years (in contrast to one-year trends). And in all instances, of course, the DEFF values are very much influenced by the average size of sampling clusters, which is always dependent on the number of cases (*N*). Accordingly, all of the design effect formulas in Table B-2 require computations that take account of *N*. (It should also be noted that the formulas in Table B-2 correspond exactly to the values of design effects and adjustment factors used in Tables A-1 and A-2 in Appendix A.)

A Concluding Note. In their very useful paper dealing with sampling errors for fertility surveys, Kish et al. (1976) commented that some of the methods they used "emerged after several false starts." They went on to say that the volume and diversity of the data they were dealing with "presented new challenges and opportunities." And they added, "Our methods are subject to further developments and modifications, and we invite participation and suggestions" (p. 10). Our own attempts to apply the methods of Kish and his colleagues to the data reported in this volume have been challenged by the diversity of the data, have involved several false starts, and, we hope, are subject to further developments and modifications. We invite readers to offer their suggestions, and we also encourage readers to inquire about further work that we and/or others may carry out during the coming months and years.

Table B-2
Guidelines for Computing Design Effects (DEFFs) for
Percentages and Means Derived from Monitoring the Future Samples

Definitions	
DEFF (design effect) = $\frac{\text{estimated sampling variance}}{\text{expected sampling variance from simple random sample with same number of elements}}$	
N = number of respondents on whom a single percentage or mean is based	
$\bar{N} = 2N_1N_2/(N_1 + N_2)$, for use in comparisons of two percentages or means, based on two groups of sizes N_1 and N_2	
Design Effect Formulas	
1. For single percentages or means involving . . .	
a. Regional subgroups or blacks	
DEFF for single-form data	$(1.3 + 0.00015N)(1.21)$
DEFF for five-form data	$(1.3 + 0.00015N)(1.78)$
b. All other subgroups or total sample	
DEFF for single-form or five-form data	$1.3 + 0.00015N$
2. For comparisons between . . .	
a. Any two regions	
DEFF for single-form data	$(1.3 + 0.000075 \bar{N})(1.32)$
DEFF for five-form data	$(1.3 + 0.000075 \bar{N})(2.25)$
b. Blacks and whites	
DEFF for single-form data	$1.3 + 0.000075 \bar{N}$
DEFF for five-form data	$(1.3 + 0.000075 \bar{N})(1.56)$
c. Genders, college plans groups, or any two "drug use" subgroups	
DEFF for single-form or five-form data	$1.3 + 0.000075 \bar{N}$
3. For one-year trends involving . . .	
a. Any region	
DEFF for single-form data	$1.3 + 0.000075 \bar{N}$
DEFF for five-form data	$(1.3 + 0.000075 \bar{N})(1.56)$
b. All other subgroups or total sample	
DEFF for single-form or five-form data	$1.3 + 0.000075 \bar{N}$
4. For trends over two or more years involving . . .	
a. Any region	
DEFF for single-form data	$1.3 + 0.000075 \bar{N}$
DEFF for five-form data	$(1.3 + 0.000075 \bar{N})(1.82)$
b. All other subgroups or total sample	
DEFF for single-form data	$1.3 + 0.000075 \bar{N}$
DEFF for five-form data	$(1.3 + 0.000075 \bar{N})(1.32)$

Appendix C

Questionnaire Covers, Instructions, and Sample Page



This questionnaire is part of a nationwide study of high school seniors, conducted each year by the University of Michigan's Institute for Social Research. The questions ask your opinions about a number of things--the way things are now and the way you think they ought to be in the future. In a sense, many of your answers on the questionnaire will count as "votes" on a wide range of important issues.

If this study is to be helpful, it is important that you answer each question as thoughtfully and frankly as possible. All your answers will be kept strictly confidential, and will never be seen by anyone who knows you.

This study is completely voluntary. If there is any question that you or your parents would find objectionable for any reason, just leave it blank.

In a few months, we would like to mail each of you a summary of the nationwide results from the study. Also, in about a year we would like to mail another questionnaire to some of you, asking how your plans have worked out and what's happening in your lives.

In order to include you in the mailings, we ask for your name and address on a special form at the end of this questionnaire. This form is to be torn out and handed in separately. Once the address form and the questionnaire have been separated, there is no way they can be matched again, except by using a special computer tap at the University of Michigan. The only purpose for that tape is to match a follow-up questionnaire with this one.

Other seniors have said that these questionnaires are very interesting and that they enjoy filling them out. We hope you will too. Be sure to read the instructions on the other side of this cover page before you begin to answer. Thank you very much for being an important part of this project.

INSTITUTE FOR SOCIAL RESEARCH
THE UNIVERSITY OF MICHIGAN
ANN ARBOR, MICHIGAN

INSTRUCTIONS

1. This is not a test, so there are no right or wrong answers; we would like you to work fairly quickly, so that you can finish.
2. All of the questions should be answered by marking one of the answer spaces. If you don't always find an answer that fits exactly, use the one that comes closest. If any question does not apply to you, or you are not sure of what it means, just leave it blank.
3. Your answers will be read automatically by a machine called an optical mark reader. Please follow these instructions carefully:
 - Use only the black lead pencil you have been given
 - Make heavy black marks inside the circles.
 - Erase cleanly any answer you wish to change.
 - Make no other markings or comments on the answer pages, since they interfere with the automatic reading. (If you want to add a comment about any question, please use the space provided below.)

These kinds of markings
will work: ● ● ●

These kinds of markings
will NOT work: ○ ● ○

(THIS SPACE FOR WRITTEN COMMENTS)

WHY YOUR NAME AND ADDRESS?

As we told you earlier, we'd like to send you a summary of the nationwide results of the present study, and in about a year we want to mail a shorter questionnaire to some of you. In order to include you in these follow-ups, we would like to have an address where information will be sure to reach you during the coming year.

HOW IS CONFIDENTIALITY PROTECTED?

- The information on this page will be used ONLY for mailing, and will always be kept separate from your answers. A special Grant of Confidentiality from the U.S. government protects all information gathered in the research project.
- The questionnaire and address pages will be collected separately, sealed immediately in separate envelopes, and sent to two different sites for processing.
- Once a questionnaire and address page have been separated, there is no way they can be matched, except by using a special computer tape at the University of Michigan. That tape contains the two DIFFERENT numbers that appear on the back of this questionnaire. These numbers will be used ONLY to match a follow-up questionnaire with this one.

Before filling out this address page, please separate it from the rest of the questionnaire by FOLDING ALONG THE PERFORATED LINE AND TEARING CAREFULLY.

Please PRINT your name and the address where you can most likely be reached during the coming year.

Mr. _____
Miss _____
Ms. FIRST NAME INITIAL LAST NAME
Mrs. _____
STREET _____
CITY _____
STATE _____
TELEPHONE NO. () - _____
AREA

In case we should have trouble getting mail to you, if you move, please PRINT the name and address of one other person (with a different address than your own) who will know where to reach you in the future. (Examples of such a person: aunt or uncle, older sister or brother, or close friend.)

Mr. _____
Miss _____
Ms. FIRST NAME INITIAL LAST NAME
Mrs. _____
STREET _____
CITY _____
STATE _____
TELEPHONE NO. () - _____
AREA

THANK YOU AGAIN FOR YOUR HELP

PART A

* BEFORE BEGINNING BE SURE YOU HAVE
READ THE INSTRUCTIONS ON THE COVER.

1. Taking all things together, how would you say things are these days—would you say you're very happy, pretty happy, or not too happy these days?

- ③ Very happy
② Pretty happy
① Not too happy

2. Some people think a lot about the social problems of the nation and the world, and about how they might be solved. Others spend little time thinking about these issues. How much do you think about such things?

- ① Never
② Seldom
③ Sometimes
④ Quite often
⑤ A great deal

3. Of all the problems facing the nation today, how often do you worry about each of the following? (Mark one circle for each line.)

- | | Never | Seldom | Sometimes | Often |
|--|-------|--------|-----------|-------|
| a. Chance of nuclear war | ① | ② | ③ | ④ |
| b. Population growth | ① | ② | ③ | ④ |
| c. Crime and violence | ① | ② | ③ | ④ |
| d. Pollution | ① | ② | ③ | ④ |
| e. Energy shortages | ① | ② | ③ | ④ |
| f. Race relations | ① | ② | ③ | ④ |
| g. Hunger and poverty | ① | ② | ③ | ④ |
| h. Using open land for housing or industry | ① | ② | ③ | ④ |
| i. Urban decay | ① | ② | ③ | ④ |
| j. Economic problems | ① | ② | ③ | ④ |
| k. Drug abuse | ① | ② | ③ | ④ |

4. How well do you think your experiences and training (at home, school, work, etc.) have prepared you to be a good...

- | | Poorly | Not So Well | Fairly Well | Well | Very Well |
|------------------------------|--------|-------------|-------------|------|-----------|
| a. ...husband or wife? | ① | ② | ③ | ④ | ⑤ |
| b. ...parent? | ① | ② | ③ | ④ | ⑤ |
| c. ...worker on a job? | ① | ② | ③ | ④ | ⑤ |

5. Apart from the particular kind of work you want to do, how would you rate each of the following settings as a place to work? (Mark one circle for each line.)

- | | Not At All Acceptable | Somewhat Acceptable | Acceptable | Desirable |
|--|-----------------------|---------------------|------------|-----------|
| a. Working in a large corporation | ① | ② | ③ | ④ |
| b. Working in a small business | ① | ② | ③ | ④ |
| c. Working in a government agency | ① | ② | ③ | ④ |
| d. Working in the military service | ① | ② | ③ | ④ |
| e. Working in a school or university | ① | ② | ③ | ④ |
| f. Working in a police department or police agency | ① | ② | ③ | ④ |
| g. Working in a social service organization | ① | ② | ③ | ④ |
| h. Working with a small group of partners | ① | ② | ③ | ④ |
| i. Working on your own (self-employed) | ① | ② | ③ | ④ |

6. If you were to get enough money to live as comfortably as you'd like for the rest of your life, would you want to work?

- ① I would want to work
② I would not want to work

References

- Adelson, J. (1970, January 18). What generation gap? *New York Times Magazine*, pp. 1-11.
- Adelson, J. (1979, February). Adolescence and the generation gap. *Psychology Today*, pp. 33-37.
- Bachman, J. G., & Johnston, L. D. (1978). *The Monitoring the Future project design and procedures* (Occasional Paper No. 1). Ann Arbor: Institute for Social Research, The University of Michigan.
- Bachman, J. G., Johnston, L. D., & O'Malley, P. M. (2001). *The Monitoring the Future project after 27 years: Design and procedures* (Occasional Paper No. 54). Ann Arbor: Institute for Social Research, The University of Michigan.
- Bachman, J. G., & O'Malley, P. M. (1981). When four months equal a year: Inconsistencies in students' reports of drug use. *Public Opinion Quarterly*, 45, 536-48.
- Bachman, J. G., & O'Malley, P. M. (1984). Yea-saying, nay-saying, and going to extremes: Are black-white differences in survey results due to response styles? *Public Opinion Quarterly*, 48, 409-27.
- Bachman, J. G., O'Malley, P. M., & Johnston, J. (1978). *Youth in transition: Vol. 6. Adolescence to adulthood – a study of change and stability in the lives of young men*. Ann Arbor: Institute for Social Research, The University of Michigan.
- Bachman, J. G., Wallace, J. M., Jr., O'Malley, P. M., Johnston, L. D., Kurth, C. L., & Neighbors, H. W. (1991). Racial/ethnic differences in smoking, drinking, and illicit drug use among American high school seniors, 1976-1989. *American Journal of Public Health*, 81, 372-77.
- Frankel, M. R. (1971). *Inference from survey samples: An empirical investigation*. Ann Arbor: Institute for Social Research, The University of Michigan.
- Hays, W. L. (1973). *Statistics for the social sciences* (2nd ed.). New York: Holt, Rinehart, & Winston.
- Johnston, L. D. (1973). *Drugs and American youth*. Ann Arbor: Institute for Social Research, The University of Michigan.
- Johnston, L. D., Bachman, J. G., & O'Malley, P. M. (1977). *Drug use among American high school students, 1975-1977*. Washington, D.C.: National Institute on Drug Abuse.
- Johnston, L. D., Bachman, J. G., & O'Malley, P. M. (1979). *Drugs and the class of 1978: Behaviors, attitudes, and recent national trends..* Washington, D.C.: National Institute on Drug Abuse.
- Johnston, L. D., Bachman, J. G., & O'Malley, P. M. (1982). *Student drug use in America, 1975-1981*. Washington, D.C.: National Institute on Drug Abuse.
- Johnston, L. D., O'Malley, P. M., & Bachman, J. G. (1984). *Drugs and American high school students, 1975-1983*. Washington, D.C.: National Institute on Drug Abuse.
- Johnston, L. D., O'Malley, P. M., Bachman, J. G., & Schulenberg, J. E. (2006). *Demographic subgroup trends for various licit and illicit drugs, 1975-2005* (Occasional Paper No. 63). Retrieved from the University of Michigan, Institute for Social Research Web site: <http://www.monitoringthefuture.org/pubs/occpapers/occ61.pdf>
- Johnston, L. D., O'Malley, P. M., Bachman, J. G., & Schulenberg, J. E. (2006). *National survey results on drug use from the Monitoring the Future study, 1975-2005: Vol. 1. Secondary school students*. Washington, D.C.: National Institute on Drug Abuse.
- Johnston, L. D., O'Malley, P. M., Schulenberg, J. E., & Bachman, J. G. (2001). *The aims and objectives of the Monitoring the Future study and progress toward fulfilling them as of 2001* (Occasional Paper No. 52). Ann Arbor: Institute for Social Research, The University of Michigan.
- Kish, L. (1965). *Survey sampling*. New York: John Wiley & Sons.
- Kish, L., & Frankel, M. R. (1970). Balanced repeated replication for standard errors. *Journal of the American Statistical Association*, 65, 1071-94.

- Kish, L., Groves, R. M., & Krotki, K. P. (1976). *Sampling errors for fertility surveys* (Occasional Papers Series No. 17). Voorburg, The Netherlands: International Statistical Institute.
- U.S. Bureau of the Census. (Various years). *Current population reports* (Series P-20, Educational Attainment in the United States). Washington, D.C.: U.S. Government Printing Office.
- Wallace, J. M., Jr., Bachman, J. G., O'Malley, P. M., Johnston, L. D., Schulenberg, J. E., & Cooper, S. M. (2002). Tobacco, alcohol, and illicit drug use: Racial and ethnic differences among U.S. high school seniors, 1976–2000. *Public Health Reports*, 117 (Supplement 1), S67–S75.
- Wallace, J. M., Jr., Bachman, J. G., O'Malley, P. M., Schulenberg, J. E., Cooper, S. M., & Johnston, L. D., (2003). Gender and racial/ethnic differences in smoking, drinking, and illicit drug use among American secondary school students, 1976–2000. *Addiction*, 98, 225–34.
- Wallace, J. M., Jr., Forman, T. A., Guthrie, B. J., Bachman, J. G., O'Malley, P. M., & Johnston, L. D., (1999). The epidemiology of tobacco, alcohol, and other drug use among African American youth. *Journal of Studies on Alcohol*, 60(6), 800–9.