



monitoring the future

**questionnaire responses from the
nation's high school seniors**

2007

Lloyd D. Johnston, Jerald G. Bachman, and
Patrick M. O'Malley

monitoring the future

**questionnaire responses from the
nation's high school seniors**

2007

Lloyd D. Johnston, Jerald G. Bachman, and
Patrick M. O'Malley

Survey Research Center • Institute for Social Research
The University of Michigan
Ann Arbor, Michigan

ISSN 0190-9185
ISBN 978-0-87944-412-9
Library of Congress Catalog Card Number 79-640937

Copyright 2009 by the University of Michigan,
All rights reserved

Published in 2009 by:
Institute for Social Research,
The University of Michigan, Ann Arbor, Michigan

6 5 4 3 2 1

Printed in the United States of America

Table of Contents

Preface	v
Purposes of This Series of Publications	v
A Guide for the Reader	vi
Availability of Archived Data	vii
Other Publications from the Study	vii
Acknowledgments	viii
Introduction	1
The Need for Social Indicators	2
Research Design and Procedures	2
Reasons for Focusing on High School Seniors	2
Sampling Procedures	3
School Recruiting Procedures	4
Advance Contact with Teachers and Students	4
Questionnaire Administrations	5
Procedures for Protecting Confidentiality	5
Content Areas and Questionnaire Design	5
Representativeness and Validity	9
School Participation	9
Student Participation	9
Validity of Self-Report Data	9
Accuracy of the Sample	10
Consistency and the Measurements of Trends	10
Caveats to the Users of the Data	10
Estimation of Sampling Errors	10
Subgroup Definitions	11
Missing Data Notes	11
Characterizing Heroin Users	11
Interpreting Racial Differences	12
A Note on the Questions about Amphetamine Use	14
A Note on the Questions about Alcohol Use	15
A Note on the Questions about the Use of Hallucinogens Other Than LSD and Tranquilizers	15
A Note on the Questions about the Use of Narcotics Other Than Heroin	15
Descriptive Results	17
Introduction to the Table Format and Conventions	17
Definitions of Column Headings	17
Table Contents	18
Questionnaire Forms 1 through 6	20
Section C (All Forms): Demographic Variables, Family Background, etc.	20
Section B (All Forms): Drug Use	28
Questionnaire Form 1	42
Section A	42

Section B (Detailed Drug Use)	52
Section D	91
Questionnaire Form 2	101
Section A	101
Section D	115
Section E	121
Questionnaire Form 3	134
Section A	134
Section D	149
Section E	152
Questionnaire Form 4	162
Section A	162
Section D	175
Section E	183
Questionnaire Form 5	188
Section A	188
Section D	203
Section E	209
Questionnaire Form 6	219
Section A	219
Section B	230
Section D	236
Cross-Time Index of Questionnaire Items, 1976-2007	251
Introduction to the Indexing Conventions	251
Definitions of Column Headings	251
Question Index	260
Appendices	353
Appendix A: Sampling Error Estimates and Tables	353
Appendix B: Procedures Used to Derive Design Effects and Sampling Errors	363
Appendix C: Questionnaire Covers, Instructions, and Sample Page	377
References	381
Tables	
Table 1: Sample Sizes and Student Response Rates	4
Table 2: Measurement Content Areas	6
Table 3: Prevalence of Drug Use Question Numbers by Questionnaire Form, 2007	7
Table 4: Subject Area Key	254
Table A-1: Confidence Intervals (95% Level) around Percentage Values	357
Table A-2: Confidence Intervals for Differences between Two Percentages (95% Confidence Level)	359
Table B-1: Sample Sizes (Unweighted and Weighted) in Subgroups by Year	371
Table B-2: Guidelines for Computing Design Effects (DEFFs) for Percentages and Means Derived from Monitoring the Future Samples	376
Figures	
Figure 1: Guide to Table Format	19
Figure 2: Guide to Cross-Time Index	253
Figure B-1: Design Effects for Single Percentages	368
Figure B-2: Design Effects for Differences between Percentages	369

Preface

This volume is the latest in a series that presents descriptive statistical results from a national survey of young people entitled *Monitoring the Future: A Continuing Study of the Lifestyles and Values of Youth*. Each year, the study surveys a large sample of high school seniors, located in approximately 130 schools nationwide and drawn to be representative of all seniors in the coterminous United States.

The first four volumes in this series, dealing with the high school classes of 1975, 1976, 1977, and 1978, were published simultaneously early in 1980. Additional volumes appear on an annual basis. The most important contribution of this series is likely to be the opportunity it provides for the exploration of trends, a process that obviously involves the use of several different volumes. With that in mind, we have kept the format highly consistent from one volume to another, and we have developed an index (described below) that should facilitate the process of matching data across years. It should be noted that the volume presenting 1975 data is different from the others in several respects.*

Although we designed the volumes to fit together as a series, we also saw distinct advantages in having each volume able to stand alone—to be usable without reference to any of the others. For that reason, the introductory material on research design and questionnaire content, the instructions for accessing the data tables, and the appendices on sampling errors are all included in each volume. Thus, the small price we pay for making each volume self-contained is that much of the text portion is repeated each year.

Purposes of This Series of Publications

Monitoring the Future, which is conducted by the University of Michigan's Institute for Social Re-

search and receives its core funding from the National Institute on Drug Abuse, is an unusually comprehensive research project in several respects: surveys are conducted annually on an ongoing basis; the samples are large and nationally representative; and the subject matter is very broad, encompassing some 1,400 variables per year. Many people—scholars, policy makers, educators, and so on—will have an interest in the results.

The principal investigators are already writing for a number of these audiences and will continue to do so. Because of the limitations in our own time, interests, and expertise, however, there is an enormous amount of valuable information that may never be utilized if the initiative to digest and disseminate all of it must come from us alone. Further, since the project is in part a social indicator series, its value rests to a considerable degree on *timely* dissemination of the results. For these reasons, we wish to share the study's results with others in a number of fields on a rapid and regular basis. We have chosen to provide two major and complementary vehicles for doing this: (a) these annual reference volumes of descriptive results and (b) machine-readable data archives for direct analysis by others.

We believe that many potential users who would not mount the effort required to conduct computer analyses of archived data will be able to get most of what they want from these volumes of descriptive results. The user of any one of these volumes can estimate—usually with considerable accuracy—a wide variety of characteristics of the high school class described in that volume. To take just one example, the user of the 1994 volume can ascertain that 30.7 percent of seniors in the high school class of 1994 reported using marijuana at least once during the preceding year. Further, by utilizing

*The 1975 volume does not include comparison data for African American and white subgroups, nor does it include data for the subgroups who did and did not plan to complete four years of college. Also, somewhat fewer questionnaire items appear than in the other volumes. These restrictions are the result primarily of missing data problems that occurred only in the 1975 survey. In most respects, however, those seeking to compare different classes of high school seniors will find the 1975 data useful.

two or more of these volumes, the reader can describe recent trends in any such characteristic. To continue with the same example, the volume describing the high school class of 1975 indicates that 40.0 percent of these seniors reported marijuana use during the preceding year; and when that is combined with the data from the intervening years, the reader is able to discern a steady increase between 1975 and 1979 (50.8 percent of that class reported having used marijuana at least once in the preceding year) and a subsequent steady decrease, through 1992, to below the 1975 level. Between 1992 and 1997, there was an increase in marijuana use; from 1997 to 2006, there was a decline, with little further change in 2007. The figures for the years 1975 to 2007 are:

	%		%		%		%
1975	40.0	1984	40.0	1993	26.0	2002	36.2
1976	44.5	1985	40.6	1994	30.7	2003	34.9
1977	47.6	1986	38.8	1995	34.7	2004	34.3
1978	50.2	1987	36.3	1996	35.8	2005	33.6
1979	50.8	1988	33.1	1997	38.5	2006	31.5
1980	48.8	1989	29.6	1998	37.5	2007	31.7
1981	46.1	1990	27.0	1999	37.8		
1982	44.3	1991	23.9	2000	36.5		
1983	42.3	1992	21.9	2001	37.0		

A similar examination of trends can be carried out for about 1,400 different variables dealing with a wide variety of subject areas (listed in Table 2 of the Introduction). A simple indexing system (described below) has been developed that makes it quite straightforward for the reader wishing to do trend analyses to locate the results for a given question for any year of the study. The index in the present volume lists the location of all items included in the surveys from 1976 onward.

Analyses such as those illustrated above need not be limited to the total sample. The data provided in these volumes also permit examination of a variety of subgroups (e.g., males, females, those from different regions, and those with different levels of drug use experience).

We recognize that providing ready access to essentially undigested data carries certain risks, particularly the risk of mistaken interpretations based on inadequate controls, lack of awareness of sample limitations, etc. More than offsetting the risks, in our view, are the advantages of prompt and widespread dissemination of these nationally

representative survey indicator data. Although we are unable to eliminate the risks, we hope to reduce them by providing the reader with an extensive list of caveats presented at the end of the Introduction section. We ask all who use the data to read these caveats carefully and take them seriously.

A Guide for the Reader

This volume is divided into three main parts: (1) the introductory section, (2) the section giving the descriptive results from the current year's survey, and (3) the cross-time item reference index.

Introductory Section. The introduction contains a description of the study—its purposes, major content areas, design, field procedures, response rates, and methods of publication and data dissemination. Since most of this material remains unchanged from year to year, anyone having read another of the volumes may wish to skim this section. We do, however, suggest reviewing the caveats, located at the end of the introductory section, which deal with interpreting and extrapolating from these data.

Descriptive Results Section. In this section, all questions contained in this year's survey are presented along with percentagized frequency distributions of answers for the entire sample and for selected subgroups. The questions in this section are organized according to the number of the questionnaire form in which they were contained (Forms 1 through 5 in 1975–88 and Forms 1 through 6 in 1989 on) and according to the order in which the questions occurred. There is one important exception, however. A major segment of questions common to all forms of the questionnaire (dealing with drug use, background characteristics, and some other subjects) is presented only once, at the beginning of the Descriptive Results section, using the data from respondents on all forms. Table 3 (Prevalence of Drug Use Question Numbers by Questionnaire Form, 2007), in the Introduction to this volume, lists the form and question numbers of all prevalence of drug use questions appearing in the Descriptive Results section.

The first portion of the Descriptive Results section contains detailed definitions of all subgroups for whom data are presented. It also describes the statistical conventions used in generating the tables.

Cross-Time Index of Questionnaire Items. Beginning with the 1982 volume, this index is

ordered by subject area. (It was ordered by item reference number prior to 1982.) The index is intended to serve two purposes.

First, it should be useful in locating items dealing with a subject area of interest. The subject area key at the beginning of the cross-time item index shows the alphanumeric code assigned to various subject areas (e.g., "politics" or "work and leisure"). Having selected a subject area of interest, one can then go to that section of the index to locate all questions in any of the surveys that deal with that subject. (The procedure is slightly different in volumes prior to 1982, as described in those volumes.) To locate the results for any given question in this volume, simply look in column two of the item index for its page location.

The cross-time index can also be used to determine in which other years an item was used and where to locate it. If, in reviewing the Descriptive Results section, one locates an interesting item and would like to know in which of the other annual surveys of seniors it has appeared, it may be found in the cross-time index by the unique "item reference number" within the relevant subject area. The index will indicate all years in which that same item appeared and show the questionnaire form, section, and item number for each year. This information thus can be used to decide which other volumes in this series might be of relevance; and the same item may be readily located by its reference number in the index of any other volume prior to the 1982 volume and by its subject area and reference number in any volume from 1982 on.

Sampling Appendices. Appendix A is provided for those wishing to determine the confidence limits around a percentage estimate, to test the statistical significance of an observed difference between two groups, or to test the significance of a change from one year to another. It gives the necessary procedures and tables for such tests and provides the appropriate factors by which to correct for the fact that the study makes use of a multi-stage probability sample clustered in a limited number of schools (usually about 130). Appendix B provides further detail on sample design effects and the procedures that were used to derive the sampling error estimates.

Availability of Archived Data

As was mentioned earlier, this series of volumes is complemented by an archiving of the raw data

set for direct analysis by others not associated with the project. The present volumes should be a considerable help to those wishing to access the archived data since they provide a verbatim statement of items and answer categories and, also, because they include basic univariate and bivariate frequency distributions for all items, as well as the missing data rates. The cross-time index of items contained in each of these volumes also provides an efficient way to identify the relevant variables in various content areas, as well as to determine when they were measured and their questionnaire locations. In fact, we hope that the availability of this series will not only facilitate the use of the archived data but actually stimulate interest in their use.

The individual-level data that are summarized in this and previous volumes are available from:

The Substance Abuse and Mental Health Data Archive (SAMHDA)

The Inter-university Consortium for Political and Social Research (ICPSR)

Institute for Social Research

P.O. Box 1248

Ann Arbor, MI 48106-1248

The ICPSR archive makes individual-level data available to interested investigators for analysis. A few variables have been modified or deleted to ensure that the answers of an individual respondent cannot be located through pattern recognition (i.e., using various descriptor variables in combination to make a unique identification). The changed or deleted variables include month of birth, race, and the sampling weight, which adjusts for selection probability. To access the data, see the SAMHDA website at:

<http://www.ICPSR.umich.edu/SAMHDA>

Other Publications from the Study

A number of different forms of publications based on Monitoring the Future data have been developed or are being planned. One series of reports, dealing with trends in drug use and drug-related attitudes and beliefs, is being published by the National Institute on Drug Abuse. The first report in that series, *Drug Use among American High School Students, 1975-1977* (Johnston, Bachman, and O'Malley), was published in late 1977. Subsequent reports have been issued annually.* The most

*Single copies of these reports may be ordered without cost from the National Clearinghouse for Alcohol and Drug Information, P.O. Box 2345, Rockville, MD 20847-2345, 1-800-729-6686, e-mail information@NIDA.NIH.gov.

recent two-volume report in this series is *National Survey Results on Drug Use from the Monitoring the Future Study, 1975–2007* (Johnston, O'Malley, Bachman, and Schulenberg). As a supplement to the series, Occasional Paper No. 69 presents subgroup trends in substance use graphically. This is available online only. An occasional paper series has been launched by the project. It includes papers on design and methodological issues as well as special substantive analyses and early, and sometimes more detailed, drafts of articles planned for journal publication. Occasional Paper No. 64, "The Monitoring the Future Project after 32 Years: Design and Procedures" (Bachman, Johnston, O'Malley and, Schulenberg, 2006), provides a detailed description of the study and its underlying rationale; Occasional Paper No. 65, "The Aims and Objectives of the Monitoring the Future Study and Progress toward Fulfilling Them as of 2006" (Johnston, O'Malley, Schulenberg, and Bachman, 2006) provides a description of the study's objectives.

The present series of reference volumes is being published by the Institute for Social Research. A new volume will be added to this series each year.

To request particular papers, reprints, or periodic notification of publications available from the study, write to:

Monitoring the Future, Room 2311
Institute for Social Research
P.O. Box 1248
The University of Michigan
Ann Arbor, Michigan 48106-1248
www.monitoringthefuture.org

Acknowledgments

A great many people have contributed to the launching and development of this research effort.

We are indebted to a number of officials of the National Institute on Drug Abuse and the Special Action Office for Drug Abuse Prevention for their encouragement and advice at the outset—in particular, Richard Bucher, Robert DuPont, William Pollin, and Louise Richards.

Our colleagues at the Institute for Social Research and elsewhere, who shared their insights, and often their most cherished instrumentation, are too numerous to mention; but their contributions are greatly appreciated. To the former director of the Survey Research Center's Sampling Section, Irene Hess, and to her colleagues and her successor, Steven Heeringa, we owe a particular debt for the creativity of the sampling design for the study. The contributions of the SRC Field Section were also very valuable.

Major contributions to the production of this particular volume were made by staff members Ginger Maggio, Jerome Hiniker, Jane Stanton, and Adam Burke.

The present and former members of the project staff (listed below) have, of course, contributed greatly to the building of this large and complex research series.

Finally, we would like to acknowledge the tens of thousands of high school seniors, their teachers, and their principals, whose cooperation and generous contributions of time make the Monitoring the Future project possible.

Lloyd D. Johnston
Jerald B. Bachman
Patrick M. O'Malley

Present and Former Members of the Project Staff

Bridget Ammon
 Donna Ando
 Margaret Bailey
 Dawn Bare
 Ellen Berger
 Stephen Berry
 Mary Lou Bewley
 Katherine Blatt
 Mary Lea Bonucchi
 Katheryn Boris
 Patty Bradley
 Jonathon Brenner
 Philip Brenner
 Marcy Breslow
 Alison Bryant
 Joyce Buchanan
 Susan Burek
 Adam Burke
 Amy Corning
 Elaine Cousino
 William Cross
 Mary Danneffel-
 Mashruwala
 Mary Lou Davis
 Laura Decker
 Mary Dempsy
 William Diedrich
 Robert Doljanac
 Karen Donahue
 Richard Erickson
 Leslie Eveland
 Halford Fairchild

Maureen Ferrell
 Marjorie Fisher
 Michael Fisher
 Tyrone Forman
 Randy Franzoi
 Peter Freedman-Doan
 Henry Freeman
 Walter Gruhn
 John Haeussler
 Lana Harrison
 Tanya Hart
 James Hersey
 A. Regula Herzog
 Jerome Hiniker
 Renee Hinkle-De Groot
 Ann Impens
 Justin Jager
 Jane Jibson
 Kathryn Johnson
 Pamela Kittel
 Mark Krell
 Zenon Kuzmyn
 Karl Landis
 Carol Larsen
 Sally Lawson
 Sharon Leech
 W. Christopher Lenhardt
 Margaret Libsch
 Jeannette Lim
 Ludmilla Litus
 Jinyun Liu
 A. Katheryn Loker

Regina Lombard
 Mary Lutz
 Elaine Maggio
 Ginger Maggio
 Oksana Malanchuk
 Gloria Martinez
 Wayne McCulloch
 Timothy McDaniel
 Joan McGraw
 Alicia Merline
 Emily Messersmith
 Patti Meyer
 John Miller
 Joy Miskowski
 Caroline Mohai
 Marion Morse
 Jordana Muroff
 Lisa Nagy
 Amanda Nephew
 Jim Neveaux
 Jeffrey Nicholls
 Brian O'Keefe
 Karl Palachuk
 Kathleen Palmer
 Dorothy Paulette
 Susan Pauls
 Timothy Perry
 Crystal Pickett
 Sharon Pietila
 Joseph Pleck
 Deborah Poinier
 Alisa Rastelli

Judith Redmond
 Barbara Renaud
 Nicole Ridenour
 Nancy Robinson
 Willard Rodgers
 Don Rubinstein
 Susan Saavedra
 Deborah Safron
 Maria Sanchez
 John Schulenberg
 Amy Schulz
 Victor Sellinger
 Tina Smith
 Jane Stanton
 Scott Tarry
 Ann Taylor
 Richard Taylor
 Yvonne Terry-McElrath
 Lynda Tolen
 Lorel Vidlund
 Katherine Wadsworth
 John Wallace
 Chuck Westrin
 Marla Weyher
 Kris Wiggins
 Deborah Willis
 Sandra Wronski
 Thelma Wurzelbacher
 Sheri Wynn
 Shelly Yee
 Daniel Zahs

Introduction

The Monitoring the Future project is designed to explore changes in many important values, behaviors, and attitudes of contemporary American youth. Two general types of tasks may be distinguished. The first is to provide a systematic and accurate *description* of the youth population of interest in a given year and to quantify the direction and rate of the changes taking place among them over time. The second task, more analytic than descriptive, involves the *explanation* of the relationships and trends observed to exist.

The task of description may be subdivided into three parts: (1) the description of static conditions (which may be accomplished through a single cross-sectional study); (2) the description of cross-cohort or, in longer time-spans, generational changes (usually accomplished using repeated cross-sections of the same age groups); and (3) the description of changes with aging (usually accomplished by means of longitudinal studies). The Monitoring the Future project has the capacity to provide each of these three types of descriptions, since it incorporates all three types of research design into a single study. (This complex design, in which multiple cohorts are followed longitudinally, has been referred to as a cohort-sequential design.)

The content of this volume exemplifies the first of these types of description in that it contains cross-sectional data on a single high school class. When the data in this volume are used in combination with data from other such volumes in the series, the nature, direction, and rates of change from one cohort of seniors to another also may be described—the type of reporting that is often labeled as the social indicator approach. The third

class of description—dealing with the maturational changes that occur during the years after high school—is not dealt with in this series of volumes but is reported in other publications from the study.*

The accurate characterization of American young people and the description of important changes occurring among them is but one class of objectives for the study. The second class of objectives involves the development of a greater understanding of what causes these young people to be as they are and why the changes being documented are occurring. An explanation will be sought through both the analysis of change at the aggregate level and at the individual level. The results of these explorations will be disseminated via the various publications discussed in the Preface.

The merging of the social indicator approach and the analysis of relationships (particularly longitudinal relationships) into a single cohort-sequential design is, in our view, synergistic: the effectiveness of the two approaches combined is greater than if the two were undertaken separately. Because the present series of volumes deals with senior year data only, our remarks here focus primarily on the project's social indicator contributions—the accurate description of high school seniors and the documentation of trends over time. It is worth noting, however, that even the limited amount of bivariate data included in the present volumes will suggest promising directions for relational analyses, many of which can be carried out using the archived data tapes from the project.

*Panels of students from each graduating class are randomly selected and followed longitudinally by mail. Individuals are surveyed biennially through age 30 and then at five-year intervals. These data allow the characterization of the changes that occur during the early adult years and on through age 45. In addition, the data allow the cross-sectional characterization each year of most Americans (excluding high-school dropouts) in those age groups and the changes occurring in those characteristics.

The Need for Social Indicators

The fundamental argument for developing social indicators is that there are considerable scientific and practical benefits derived from having accurate information about current social realities and the way those realities have been changing. For the scientific community, such indicators provide a rich set of information against which existing theory may be tested and from which new theory may be suggested. For the community at large, social indicators permit the "reality testing" of common perceptions and beliefs about the nation and its people. Past experience has demonstrated that widely held conceptions, which themselves may serve to create or exacerbate problems, can be most inaccurate. One example is the exaggerated popular conception of the size and nature of the "gap" between generations (see Adelson, 1970, 1979); another is the mistaken assumption that most young people condone the use of a variety of illegal drugs (Johnston, 1973; Johnston, O'Malley, Bachman, and Schulenberg, 2008).

While deflating exaggerated perceptions, a continual monitoring of indicators on youth also can reveal the beginning of new problems and thus give rise to corrective efforts at a relatively early stage. For instance, most would view with concern the emergence of new types of drug use. Monitoring the Future documented and reported a sharp increase in regular marijuana use among high school seniors in the late 70s, and, as a result, more attention was paid to the issue by policy makers, the media, and the general public. The discovery of such trends may trigger more intense efforts to discover the causes, consequences, and (when appropriate) preventatives of such behaviors.

Although social indicators seldom translate directly into specific policy decisions, the availability of descriptive information can substantially enhance the decision-making capabilities of policy makers. These data provide considerable insight into the size and nature of problems, the rate of change occurring nationally and in subgroups, and, in some instances, information about related factors and even the likely impacts of major social interventions (such as changed drug laws or new incentives for recruitment into the military, to name but two). They also provide the possibility of feed-

back on the consequences of some social interventions as well as major historical events.

The particular topics included in our monitoring system are summarized later in this introduction and, of course, they are presented fully in the complete set of data tables. For present purposes, it is enough to indicate that the range of topics is very broad. This breadth is partly due to the wide interests of the principal investigators; but it also reflects our conviction that the concurrent examination of trends in a variety of areas is not only much more cost efficient but also more scientifically productive.

Research Design and Procedures*

The basic research design involves annual data collections from high school seniors during the spring of each year, beginning with the class of 1975. Each data collection takes place in approximately 130 public and private high schools selected to provide an accurate cross-section of high school seniors throughout the coterminous United States. The design also provides for the longitudinal study of a subsample from each class of participating seniors; but since the focus of this series of volumes is exclusively on the data collected annually from seniors, the follow-up procedures will not be discussed here.

Reasons for Focusing on High School Seniors.

There are several reasons for choosing the senior year of high school as an optimal point for monitoring the behaviors and attitudes of youth. One is that the completion of high school represents the end of an important developmental stage in this society, since it demarcates both the end of universal public education and, for many, the end of living in the parental home. Therefore, it is a logical point at which to take stock of the accumulated influences of these two environments on American youth.

Further, the completion of high school represents the jumping off point from which young people diverge into widely differing social environments, including college, business firms, military service, and homemaking. But these environmental transitions are not the only important changes that coincide with the end of high school. Most young men and women now reach the formal age of adulthood shortly before or after graduation; more

*A more extensive description of the research design and procedures may be found in Bachman and Johnston (1978), Bachman, Johnston, and O'Malley (2001), or Johnston, O'Malley, Bachman, and Schulenberg (2008).

significantly, they begin to assume adult roles, including financial self-support, marriage, and parenthood.

Finally, there are some important practical advantages to building a system of data collections around samples of high school seniors. The last year of high school constitutes the final point at which a reasonably good national sample of an age-specific cohort can be drawn and studied economically. The need for systematically repeated, large-scale samples from which to make reliable estimates of change requires that considerable stress be laid on efficiency and feasibility; the present design meets those requirements.

One limitation in the design is that it does not include in the target population those young men and women who drop out of high school before graduation (or before the last few months of the senior year, to be more precise). This excludes a relatively small proportion of each age cohort—between 15 and 20 percent (U.S. Bureau of the Census, various years)—though not an unimportant segment, since we know that certain behaviors such as illicit drug use (Johnston, 1973) and delinquency (Bachman, O'Malley, and Johnston, 1978) tend to be higher than average in this group. However, the addition of a representative sample of dropouts would increase the cost of the present research enormously, because of their dispersion and generally higher level of resistance to being located and interviewed.

For the purposes of estimating characteristics of the entire age group, the omission of high school dropouts does introduce certain biases; however, their small proportion sets outer limits on the bias (Johnston, O'Malley, Bachman, and Schulenberg, 2008, Appendix). For the purposes of estimating *changes* from one cohort of high school seniors to another, the omission of dropouts represents a problem only if different cohorts have considerably different proportions who drop out. We have no reason to expect dramatic changes in those rates for the foreseeable future, and recently published government statistics indicate a great deal of stability in dropout rates since 1970 (U.S. Bureau of the Census, various years).

Some may use our high school data to draw conclusions about changes for the entire age group. While we do not encourage such extrapolation, we

suspect that the conclusions reached often would be valid, since over 80 percent of the age group is in the surveyed segment of the population *and* we expect that changes among those not in school are very likely to parallel the changes among those who are.

Sampling Procedures. The procedure for securing a nationwide sample of high school seniors is a multi-stage one. Stage 1 is the selection of particular geographic areas, Stage 2 is the selection of one or more high schools in each area, and Stage 3 is the selection of seniors within each high school.

Stage 1: Geographic Areas. The geographic areas used in this study are the primary sampling units (PSUs) developed by the Sampling Section of the Survey Research Center for use in the center's nationwide interview studies. Because these same PSUs are used for personal interview studies by the Survey Research Center (SRC), local field representatives can be assigned to administer the data collections in practically all schools.

Stage 2: Schools. In the major metropolitan areas more than one high school is often included in the sampling design; in most other sampling areas a single high school is sampled. In all cases, the selections of high schools are made such that the probability of drawing a school is proportionate to the size of its senior class. The larger the senior class (according to recent records), the higher the selection probability assigned to the high school. When a sampled school is unwilling to participate, a replacement school as similar to it as possible is selected from the same geographic area.

Stage 3: Students. Within each selected school, up to about 400 seniors may be included in the data collection. In schools with fewer than 400 seniors, the usual procedure is to include all of them in the data collection. In larger schools, a subset of seniors is selected either by randomly sampling classrooms or by some other random method that is convenient for the school and judged to be unbiased. Sample weights are assigned to each respondent so as to take into account variations in the sizes of samples from one school to another, as well as (smaller) variations in selection probabilities occurring at the earlier stages of sampling.

The three-stage sampling procedure described above yielded the number of participating schools and students indicated in Table 1.

Table 1
Sample Sizes and Student Response Rates

Year	Number of:			Students*	Student Response Rate**
	Public Schools	Private Schools	Total Schools		
1975	111	14	125	15,791	78%
1976	108	15	123	16,678	77%
1977	108	16	124	18,436	79%
1978	111	20	131	18,924	83%
1979	111	20	131	16,662	82%
1980	107	20	127	16,524	82%
1981	109	19	128	18,267	81%
1982	116	21	137	18,348	83%
1983	112	22	134	16,947	84%
1984	117	17	134	16,499	83%
1985	115	17	132	16,502	84%
1986	113	16	129	15,713	83%
1987	117	18	135	16,843	84%
1988	113	19	132	16,795	83%
1989	111	22	133	17,142	86%
1990	114	23	137	15,676	86%
1991	117	19	136	15,483	83%
1992	120	18	138	16,251	84%
1993	121	18	139	16,763	84%
1994	119	20	139	15,929	84%
1995	120	24	144	15,876	84%
1996	118	21	139	14,824	83%
1997	125	21	146	15,963	83%
1998	124	20	144	15,780	82%
1999	124	19	143	14,056	83%
2000	116	18	134	13,286	83%
2001	117	17	134	13,304	82%
2002	102	18	120	13,544	83%
2003	103	19	122	15,200	83%
2004	109	19	128	15,222	82%
2005	108	21	129	15,378	82%
2006	116	20	136	14,814	83%
2007	111	21	132	15,132	81%

*Sample weights are assigned to each respondent to correct for unequal probabilities of selection that arise in the multi-stage sampling procedure.

**The student response rate is derived by dividing the attained sample by the target sample (both based on weighted number of cases). The target sample is based upon listings provided by schools. Since such listings may fail to take account of recent student attrition, the actual response rate may be slightly underestimated.

One other important feature of the base-year sampling procedures should be noted here. All schools (except for half of the initial 1975 sample) are asked to participate in two data collections, thereby permitting replacement of half of the total sample of schools each year. One motivation for requesting that schools participate for two years is administrative efficiency: it is a costly and time-consuming procedure to secure the cooperation of schools, and a two-year period of participation cuts down that effort substantially. Another important advantage is that whenever an appreciable shift in scores from one graduating class to the next is observed, it is possible to check whether the shift might be attributable to some differences in the newly sampled schools. This is done simply by repeating the analysis using only the 60 or so schools that participated both years. Thus far, the half-sample approach has worked quite well; and examination of drug prevalence of use data from the "matched half-samples" showed that the half-samples of repeat schools yielded drug prevalence of use trends that were virtually identical to trends based on all schools.

School Recruiting Procedures. Early during the fall semester, an initial contact is made with each sampled school. First, a letter is sent to the principal describing the study and requesting permission to survey seniors. The letter is followed by a telephone call from a project staff member, who attempts to deal with any questions or problems and (when necessary) makes arrangements to contact and seek permission from other school district officials. Basically the same procedures are followed for schools asked to participate for the second year.

Once the school's agreement to participate is obtained, arrangements are made by phone for administering the questionnaires. A specific date for the survey is mutually agreed upon and a local SRC representative is assigned to carry out the administration.

Advance Contact with Teachers and Students. The local SRC representative is instructed to visit the school two weeks ahead of the actual date of administration. This visit serves as an occasion to meet the teachers whose classes will be affected and to provide them with a brochure describing the study, a brief set of guidelines about the questionnaire administration, and a supply of flyers to be distributed to the students a week to 10 days

in advance of the questionnaire administration. The guidelines to the teachers include a suggested announcement to students at the time the flyers are distributed.

From the students' standpoint, the first information about the study usually consists of the teacher's announcement and the short descriptive flyer. In announcing the study, the teachers are asked to stress that the questionnaires used in the survey are not tests and that there are no right or wrong answers. The flyer tells students that they will be invited to participate in the study, points out that their participation is strictly voluntary, and stresses confidentiality (including a reference to the fact that the Monitoring the Future project has a special government grant of confidentiality that allows their answers to be protected). The flyer also serves as an informative document that the students can show to their parents.

Questionnaire Administrations. The questionnaire administration in each school is carried out by the local SRC representatives and their assistants, following standardized procedures detailed in a project instruction manual. The questionnaires are administered in classrooms during normal class periods whenever possible, although circumstances in some schools require the use of larger group administrations. Teachers are not asked to do anything more than introduce the SRC staff members and (in most cases) remain in the classroom to help guarantee an orderly atmosphere for the survey. Teachers are urged to avoid walking around the room, so that students may feel free to write their answers without fear of being observed.

The actual process of completing the questionnaire is quite straightforward. Respondents are given sharpened pencils and asked to use them because the questionnaires are designed for automatic scanning. Most respondents can finish within a 45-minute class period; for those who cannot, an effort is made to provide a few minutes of additional time.

Procedures for Protecting Confidentiality. In any study that relies on the voluntary reporting of drug use or other illegal acts, it is essential to develop procedures that guarantee the confidentiality of such reports. It is also desirable that these procedures be described adequately to respondents so that they are comfortable about providing honest answers.

We noted that the first information given to

students about the survey consists of a descriptive flyer stressing confidentiality and voluntary participation. This theme is repeated at the start of the questionnaire administration. Each participating student is instructed to read the message on the cover of the questionnaire, which stresses the importance and value of the study, notes that answers will be kept strictly confidential, states that the study is completely voluntary, and tells the student, "If there is any question you or your parents would find objectionable for any reason, just leave it blank." The instructions then point out that in a few months a summary of nationwide results will be mailed to all participants and also that a follow-up questionnaire will be sent to some students after a year. The cover message explains that these are the reasons for asking that name and address be written on a special form that will be removed from the questionnaire and handed in separately. The message also points out that the two different code numbers (one on the questionnaire and one on the tear-out form) cannot be matched except by a special computer file at the University of Michigan. (The content of the inside and outside of the standard questionnaire cover, including the tear-out form, may be found in Appendix C.)

Content Areas and Questionnaire Design

Drug use and related attitudes are the topics that receive the most extensive coverage in the Monitoring the Future project; but the questionnaires also deal with a wide range of other subject areas, including attitudes about government, social institutions, race relations, changing roles for women, educational aspirations, occupational aims, and marital and family plans, as well as a variety of background and demographic factors. (Table 2 provides an outline of the 20 general subject areas into which all items are categorized in the Question Index toward the end of this volume.) Given this breadth of content, the study is not presented to respondents as a "drug use study," nor do they tend to view it as such.

Because many questions are needed to cover all of these topic areas, much of the questionnaire content is divided into different questionnaire forms that are distributed to participants in an ordered sequence. (Five forms were used in 1975-88; a sixth form was added in 1989.) This sequence

Table 2
Measurement Content Areas
 (Abbreviated Version*)

-
-
- A. **Drugs.** Drug use and related attitudes and beliefs, drug availability and exposure, surrounding conditions and social meanings of drug use. Views of significant others regarding drugs.
 - B. **Education.** Educational lifestyle, values, experiences, and environments.
 - C. **Work and Leisure.** Vocational values, meaning of work and leisure, work and leisure activities, preferences regarding occupational characteristics and type of work setting.
 - D. **Sex Roles and Family.** Values, attitudes, and expectations about marriage, family structure, sex roles, and sex discrimination.
 - E. **Population Concerns.** Values and attitudes about overpopulation and birth control.
 - F. **Conservation, Materialism, Equity, etc.** Values, attitudes, and expectations related to conservation, pollution, materialism, equity, and the sharing of resources. Preferences regarding type of dwelling and urbanicity.
 - G. **Religion.** Religious preferences, activities, and views.
 - H. **Politics.** Political affiliation, activities, and views.
 - I. **Social Change.** Values, attitudes, and expectations about social change.
 - J. **Social Problems.** Concern with various social problems facing the nation and the world.
 - K. **Major Social Institutions.** Confidence in and commitment to various major social institutions (business, unions, branches of government, press, organized religion, military, etc.).
 - L. **Military.** Views about the armed services and the use of military force. Personal plans for military service.
 - M. **Interpersonal Relationships.** Qualitative and quantitative characteristics of cross-age and peer relationships. Interpersonal conflict.
 - N. **Race Relations.** Attitudes toward and experiences with other racial groups.
 - O. **Concern for Others.** Concern for others, voluntary and charitable activities.
 - P. **Happiness.** Happiness and life satisfaction, overall and in specific life domains.
 - Q. **Other Personality Variables.** Attitudes about self (including self-esteem), locus of control, loneliness, risk-taking, trust in others, importance placed on various life goals, counterculture orientation, hostility.
 - R. **Background.** Demographic and family background characteristics, living arrangements.
 - S. **Deviance and Victimization.** Delinquent behaviors, driving violations and accidents (including those under the influence of drugs), victimization experiences.
 - T. **Health.** Health habits, somatic symptoms, medical treatment.
-

*For a more detailed listing of measurement content areas, see Table 4.

Table 3
Prevalence of Drug Use Question Numbers by Questionnaire Form, 2007

Data for question numbers appearing in **boldface type** are published in this volume. Data for question numbers **not in boldface type** are not presented in this volume but, where appropriate, are included in the combined Forms 1–6 data. For marijuana, cocaine and heroin, the combined Forms 1–6 data comprise data from the general use question in some forms and component data in other forms. For example, the combined Forms 1–6 data for cocaine are a combination of data from the general cocaine use question in Forms 2 and 5 and data from the component crack and other forms of cocaine questions in Forms 1, 3, 4, and 6. Form 1 marijuana data and hashish data are combined to create the marijuana/hashish data for Form 1 and are then used with the general marijuana/hashish data in Forms 2–6 to create the combined Forms 1–6 data. Data on heroin use with and without a needle are combined to create the heroin data for Forms 2, 5, and 6 and are then used with the general heroin use questions in Forms 1, 3, and 4 to create the combined Forms 1–6 heroin data.

Questionnaire:	Question Numbers						
	Combined Forms 1-6	Form 1	Form 2	Form 3	Form 4	Form 5	Form 6
Cigarettes	B01-2	B001-2	B01-2	B01-2	B01-2	B01-2	B01-2
Smokeless Tobacco							B19-20
Bidis						E09b	D20c
Kreteks						E09c	D20d
Alcohol	B04a-c	B007a-c	B4a-c	B4a-c	B4a-c	B4a-c	B22a-c
Beer					D13-14		
Wine Coolers					D15-16		
Wine					D17-18		
Liquor					D19-20		
Flavored Alcoholic Beverages						E05a-c	
Been Drunk	B04d-f	B016a-c					D11a-c
5+ Drinks in Last 2 Weeks	B06	B013	B06	B06	B06	B06	B24
Marijuana/Hashish (combined)	B07a-c		B07a-c	B07a-c	B07a-c	B07a-c	B25a-c
Hashish		B018a-c					
Marijuana		B019a-c					
LSD	B08a-c	B033a-c	B08a-c	B08a-c	B08a-c	B08a-c	B26a-c
Hallucinogens Other than LSD	B09a-c	B042a-c	B09a-c	B09a-c	B09a-c	B09a-c	B27a-c
Specific Hallucinogens Other than LSD ^a							
Mescaline		B045a					
Peyote		B045b					
"Shrooms" or Psilocybin		B045c					
PCP		B045d					
Concentrated THC		B045e					
PCP			E04a-c				
MDMA ("Ecstasy")	B19a-c			B18a-c	B18a-c		
Cocaine	B10a-c		B10a-c			B10a-c	
Crack	B10d-f	B076a-c	E03a-c	B11a-c	B11a-c	E06a-c	B29a-c
Other Cocaine	B10g-i	B077a-c		B12a-c	B12a-c		B30a-c
Amphetamines	B11a-c	B050a-c	B11a-c	B10a-c	B10a-c	B11a-c	B28a-c
Ritalin				D04d			D20g
Methamphetamine	B11d-f				B17a-c		B36a-c
Crystal Meth ("Ice")	B11g-i		B12a-c			B12a-c	
Specific Amphetamines ^b							
Benzedrine		B056a					
Dexedrine		B056b					
Methedrine		B056c					
Ritalin		B056d					
Adderall		B056e					
Concerta		B056f					
Methamphetamine		B056g					
Crystal Meth		B056h					

Table 3 (continued)

Questionnaire:	Question Numbers						
	Combined Forms 1-6	Form 1	Form 2	Form 3	Form 4	Form 5	Form 6
Quaaludes	B12a-c	B060a-c					
Sedatives (Barbiturates)	B13a-c	B062a-c	B13a-c	B13a-c	B13a-c	B13a-c	B31a-c
Specific Sedatives ^c							
Phenobarbital		B063a					
Seconal		B063b					
Tuinal		B063c					
Ambien		B063d					
Lunestra		B063e					
Sonata		B063f					
Tranquilizers	B14a-c	B066a-c	B14a-c	B14a-c	B14a-c	B14a-c	B32a-c
Specific Tranquilizers ^d							
Librium		B072a					
Valium		B072b					
Xanax		B072c					
Soma		B072d					
Serax		B072e					
Ativan		B072f					
Klonopin		B072g					
Cough and Cold Medicines	B20			D04f			D20k
Rohypnol				D04e			D20j
GHB							D20a
Ketamine				D04a		E09a	D20b
Heroin	B15a-c	B087a-c		B15a-c	B15a-c		
Heroin with a Needle	B15d-f		B15a-c			B15a-c	B33a-c
Heroin without a Needle	B15g-i		B16a-c			B16a-c	B34a-c
Other Narcotics	B16a-c	B089a-c	B17a-c	B16a-c	B16a-c	B17a-c	B35a-c
OxyContin				D04g		E09d	D20h
Vicodin				D04h		E09e	D20i
Specific Other Narcotics ^e							
Methadone		B095a					
Opium		B095b					
Morphine		B095c					
Codeine		B095d					
Demerol		B095e					
Vicodin		B095f					
OxyContin		B095g					
Percocet		B095h					
Perdocan		B095i					
Ultram		B095j					
Inhalants	B17a-c		B18a-c	B17a-c		B18a-c	
Amyl and Butyl Nitrites			E05a-c				
Steroids	B18a-c		E06a-c			E07a-c	D12a-c
Androstenedione				D04b			D20e
Creatine				D04c			D20f
Diet Pills		B046a-c					
Stay-Awake Pills		B047a-c					
"Look-Alikes"		B048a-c					

^aAsked in a set after a branching question about any use of hallucinogens other than LSD.

^bAsked in a set after a branching question about any use of amphetamines.

^cAsked in a set after a branching question about any use of sedatives.

^dAsked in a set after a branching question about any use of tranquilizers.

^eAsked in a set after a branching question about any use of narcotics other than heroin.

produces five or six virtually identical subsamples. About one-third of each questionnaire form consists of key or “core” variables that are common to all forms. All demographic variables and some measures of drug use are included in this “core” set of measures. This use of the full sample for drug and demographic measures provides a more accurate estimation on these dimensions and also makes it possible to link them statistically to all of the other measures that are included in a single form only.*

Representativeness and Validity

The samples for this study are intended to be representative of high school seniors throughout the 48 coterminous states. We have already discussed the fact that this definition of the sample excludes one important portion of the age cohort: those who have dropped out of high school before nearing the end of the senior year. But given the aim of representing high school seniors, it will now be useful to consider the extent to which the obtained samples of schools and students are likely to be representative of all seniors and the degree to which the data obtained are likely to be valid.

We can distinguish at least four ways in which survey data of this sort might fall short of being fully accurate. First, some sampled schools refuse to participate, which could introduce some bias. Second, the failure to obtain questionnaire data from 100 percent of the students sampled in participating schools would also introduce bias. Third, the answers provided by participating students are open to both conscious and unconscious distortions that could reduce validity. Finally, limitations in sample size and/or design could place limits on the accuracy of estimates. Each of these issues is treated extensively elsewhere (Johnston, O'Malley, and Bachman, 1984, especially Appendices A and B), so in this section we will present only the highlights of each of those discussions.

School Participation. As noted in the description of the sampling design, schools are invited to participate in the study for a two-year period. With very few exceptions, each school that has participated for one data collection has agreed to participate for a second. Thus far, an average of about 65 percent of the schools initially invited to participate have agreed to do so each year; for each school refusal, a similar school (in terms of size, geographic area, urbanicity, etc.) was recruited as a

replacement. The selection of replacement schools almost entirely removes problems of bias in region, urbanicity, and the like that might result from certain schools refusing to participate. Other potential biases are more subtle, however. For example, if it turned out that most schools with “drug problems” refused to participate, that could seriously bias the drug estimates derived from the sample. And if any other single factor were dominant in most refusals, that also might suggest a source of serious bias. In fact, however, the reasons for schools’ refusals to participate are varied and largely a function of happenstance events of the particular year. Thus, we feel fairly confident that school refusals have not seriously biased the surveys.

Student Participation. Completed questionnaires are obtained from three-fourths to four-fifths of all students sampled. The single most important reason that students are missed is that they are absent from class at the time of data collection, and in most cases it is not workable to schedule a special follow-up data collection for them. Students with fairly high rates of absenteeism also report above-average rates of drug use; therefore, there is some degree of bias introduced by missing the absentees. That bias could be largely corrected through the use of special weighting; however, this course was not chosen because the bias in estimates (for drug use, where the potential effect was hypothesized to be the largest) was determined to be quite small and because the necessary weighting procedures would have introduced undesirable complications.

In addition to absenteeism, student nonparticipation occurs because of schedule conflicts with school trips and other activities that tend to be more frequent than usual during the final months of the senior year. Of course, some students refuse to complete or turn in the questionnaire. However, the SRC representatives in the field estimate this proportion to be only about 1 percent.

Validity of Self-Report Data. Survey measures of delinquency and of drug use depend upon respondents reporting what are, in many cases, illegal acts. Thus, a critical question is whether such self-reports are likely to be valid.

Like most studies dealing with these areas, we have no direct, objective validation of the present measures; however, the considerable amount of inferential evidence that exists strongly suggests that the self-report questions produce largely valid

*These core variables are the first ones on which data are presented in the Descriptive Results section.

data. A number of factors have given us reasonable confidence about the validity of the responses to what are presumably among the most sensitive questions in the study: a low nonresponse on the drug questions; a large proportion admitting to some illicit drug use; the consistency of findings across several years of the present study; strong evidence of construct validity (based on relationships observed between variables); a close match between our data and the findings from other studies using other methods; and the findings from several methodological studies that have used objective validation methods.*

As for others of the measures, a few have a long and venerable history—as scholars of the relevant literatures will recognize—though some of these measures have been modified to fit the present questionnaire format. Many (probably most) questions, however, have been developed specifically for this project through a careful process of question writing, pilot testing, pretesting, and question revision or elimination. Some already have been included in other publications from the study, but many have not; therefore, there currently exists little *empirical* evidence of their validity and reliability. On the other hand, the fact that virtually all results presented in this volume are based on individual items, rather than indexes or abstract concepts, should make it easy for the reader to judge the degree to which each item has “face validity” and also the degree to which there is some evidence of construct validity in the bivariate results.

Accuracy of the Sample. A sample survey never can provide the same level of accuracy as would be obtained if the entire target population were to participate in the survey—in the case of the present study, about 2.5–4.0 million seniors per year. However, perfect accuracy of this sort would be extremely expensive and certainly not worthwhile considering the fact that a high level of accuracy can be provided by a carefully designed probability sample. The accuracy of the sample in this study is affected both by the size of the student sample and by the number of schools in which they are clustered. Appendix B presents a discussion of the ways in which this clustering and other aspects of the sampling design are taken into account in computing the precision or accuracy of the

samples. For the purposes of this introduction, it is sufficient to note that virtually all estimates based on the total sample have confidence intervals of ± 1.5 percentage points or smaller—sometimes considerably smaller. This means that, had we been able to invite all schools and all seniors in the 48 coterminous states to participate, the results from such a massive survey would be within an estimated 1.5 percentage points of our present sample findings at least 95 times out of 100. We consider this to be a quite high level of accuracy, one that permits the detection of fairly small trends from one year to the next.

Consistency and the Measurement of Trends.

One other point is worth noting in a discussion of the validity of our findings. The Monitoring the Future project is, by intention, a study designed to be sensitive to changes from one time to another. Accordingly, the measures and procedures have been standardized and applied consistently across each data collection. To the extent that any biases remain because of limits in school and/or student participation, and to the extent that there are distortions (lack of validity) in the responses of some students, it seems very likely that such problems will exist in much the same way from one year to the next. In other words, biases in the survey estimates should tend to be consistent from one year to another, which means that the measurement of *trends* should be affected very little by any such biases.

Caveats to Users of the Data

In attempting to understand and interpret the statistical results contained in this volume, the reader should keep in mind the several considerations discussed below.

Estimation of Sampling Errors. Appendix A provides figures that allow the reader to determine the 95 percent confidence interval around any observed percentage for both the total sample and the several subgroups for which statistics are given. Appendix A also provides tables and guidelines for testing the statistical significance of observed differences between subgroups (e.g., males vs. females) and the significance of year-to-year changes for the entire sample and for the various subgroups on any given variable. Estimates based on subgroups

*A more detailed discussion of the evidence for validity of the measures of illicit drug use may be found in Johnston et al. (2008). An analysis of inconsistencies in students' reports of monthly vs. yearly drug use is provided by Bachman and O'Malley (1981).

containing relatively few cases (e.g., those who have used heroin) will have substantially larger margins of error than those subgroups with large numbers of cases.

Subgroup Definitions. At the beginning of the Descriptive Results section there is a careful definition of each of the subgroups analyzed in this series of volumes. It is important for the reader to read these definitions so as not to be misled by the necessarily abbreviated descriptions given in the column headings of the data tables. For example, the column labeled “4-Year College Plans” includes data only for seniors who expect to graduate from a four-year college, which is only a subset of all who expect to receive some college training. To take another example, several column headings in the lifetime illicit drug use index use the term “pills”; however, these categories contain people who indicate that they used any of a number of drugs—including some that usually are not taken in pill form (e.g., cocaine and narcotics other than heroin).

Missing Data Notes. Each column of percentages for a given variable adds to 100 percent (with slight variations due to rounding), whether based on the entire sample or any one of the subgroups being described. Missing data were not included in computing these percentages, so it is up to the reader to determine whether an exceptional level of missing data exists on any given question. This can be done by comparing the weighted number of cases on which those percentages were based (given in *italics* under each percentage distribution) with the total number of weighted cases who took the questionnaire (given at the top of the same column). As would be expected, the missing data rate tends to rise modestly toward the end of each questionnaire. Occasionally there is an exceptional level of nonresponse for some other reason, the most common being that the respondent has been branched around a question or set of questions that are inappropriate for him or her. In this case, the percentages are based only on those for whom the question was appropriate *and* who answered. A footnote has been entered to help call attention to the fact that completing a particular question is contingent upon the answer on a prior question. Most such cases are contained in Form 1 of the questionnaire, which has several sets of detailed questions about drug use that are answered only by those respondents who have used a particular class of drug during the past year.

Characterizing Heroin Users. Because this project places a special emphasis on the study of drug use, one set of columns distinguishes respondents according to the extent to which they have been involved with illicit drugs. The five drug use categories are based on an index of seriousness of involvement. The index has Guttman-like properties—that is, anyone classified at a given level is also very likely to have exhibited any drug-using behaviors that are associated with the lower levels in the index.

The most extreme category in the index is defined in terms of the respondent’s ever having used heroin during his or her lifetime. However, any interpretations made about heroin users from these data must be tempered with extreme caution, not only because the small number of cases makes estimation in a given year relatively unreliable but also because the heroin users are probably the most selectively represented of all of the subgroups presented here. Heroin users—especially continuing users—are among those most likely to drop out of high school (Johnston, 1973). Therefore, we feel heroin users are particularly underrepresented in a sample of high school seniors. Furthermore, most of those included in the study report only very occasional heroin use. Frequent users—addicts, if you will—are not well represented in these data.

Given these problems with the representation of heroin users, the readers may wonder why it was decided to present them as a separate category of drug users. There are two reasons for doing so. First, because even occasional heroin use represents such an extreme point on the continuum of drug involvement, it seems preferable that the heroin users not be mixed in with the next highest category of use (the “more pills” category). It remains quite possible, of course, for anyone to *combine* any two or more categories in the drug use continuum (by computing means of percentages weighted by the number of cases in each category); therefore, those wishing to incorporate heroin users with the next category can do so whenever they wish. The second reason for keeping them separate is that we suspect the data based on high school seniors provide some indication of the characteristics that might be found among heavier heroin users who dropped out of school. Some variables in the study are strongly correlated with the drug use continuum, and the present heroin user category provides both an end point for that

continuum and an indication of the direction (further out on the continuum) in which heavier heroin users are likely to lie.

In sum, the reporting of separate percentages for heroin users among high school seniors permits greater clarity in analyzing other levels of drug use and provides data that may be suggestive about the larger population of young heroin users. But the particular data are clearly limited and should be interpreted with these cautions in mind.

Interpreting Racial Differences. Data are given for the two largest racial/ethnic subgroups in the population—those who identify themselves as white (Caucasian) and those who identify themselves as black or African American. Data are not given for the other ethnic categories (American Indian or Alaska Native, Asian American, Mexican American or Chicano, Puerto Rican, Cuban American, other Hispanic or Latino, or Native Hawaiian or other Pacific Islander) since each of these groups constitutes a small proportion of the sample in any given year, which means that their small *N*s (in combination with their clustered groupings in a limited number of schools) would yield estimates that would be too unreliable. In fact, even African Americans—who constitute approximately 12 percent of each year's sample—are represented by only 230 to 425 respondents per year on any single questionnaire form. Further, because our sample is a stratified clustered sample, it yields less accuracy than would be yielded by a pure random sample of equal size (see Appendix B for details). Therefore, because of the limited number of cases, the margin of sampling error around any statistic describing African Americans is larger than for most other subgroups described in this volume.

There exists, however, a quick way to determine the replicability of any finding involving racial comparisons. Since most questions are repeated from year to year, one can readily establish the degree to which a finding is replicated by looking at the results for the same question in prior or subsequent years. Given the relatively small *N*s for African Americans, the reader is urged to seek such replication before putting much faith in the reliability of any particular racial comparison.

There are factors in addition to unreliability, however, that could be misleading in the interpre-

tation of racial differences. Given the social importance that has been placed on various racial differences reported in the social science literature, we would like to caution the reader to consider the various factors that could account for differences. These factors fall into three categories: differential representation in the sample, differential response tendencies, and the confounding of race with a number of other background and demographic characteristics.

Differential Representation. Census data characterizing American young people in the approximate age range of those in our sample show that somewhat lower proportions of African Americans than whites remain in school through the end of twelfth grade, though these differences have diminished appreciably in recent years. Therefore, a slightly different segment of the African American population than the white population resides in our target population of high school seniors. Further, our samples appear to under-represent slightly those African American males who, according to census figures, *are* in high school at the twelfth grade level. Identified African American males constitute about 6 percent of our sample, whereas census data suggest they should constitute about 7 percent. Therefore, it appears that we are losing more African American males from our target population than white males or females of either race. This may be due to generally poorer attendance rates on the part of some African American males and/or an unwillingness on the part of some to participate in data collections of this sort.

In sum, a smaller segment of the African American population than the white population of high school age is represented by the data contained here. Insofar as any characteristic is associated with being a school dropout or absentee, it is likely to be somewhat disproportionately underrepresented among African Americans in our sample.

Differential Response Tendencies. In examining our full range of variables, we have noted certain racial differences in response tendencies. First, the tendency to state agreement in response to agree-disagree questions is generally somewhat greater among African Americans than among whites. For example, African Americans tend to agree more with the positively worded items in our index of self-esteem, but they also tend to agree more with

the negatively worded items. As it happens, that particular index has an equal number of positively and negatively worded items, so that any overall “agreement bias” should be self-canceling when the index score is computed. Since all data in this volume are based on single items, however, group differences in agreement bias are likely to affect results on questions employing the agree–disagree format. Fortunately, most of our questions are not of that type.

We have also observed a somewhat greater than average tendency for African American respondents to select extreme answer categories on attitudinal scales. For example, even if the same proportion of African Americans as whites feel positively (or negatively) about some subject, fewer of the whites are likely to say they feel *very* positively (or *very* negatively). We do not have any ready explanations for these differences in response styles, but what seems important for our present purposes is that, in the process of interpreting racial differences, the reader should be aware that differences in response to particular questions may be related to these more general tendencies.

A somewhat separate issue in response tendency is a respondent’s willingness to answer particular questions. The missing data rate, which can be determined by dividing the number responding to a question by the number taking the questionnaire (given at the top of each page), may reflect willingness to answer particular questions. If a particular question or set of questions has a missing data rate higher than is true for the prior or subsequent questions, then presumably more respondents than usual were unwilling (or perhaps unable) to answer it. We have observed such an exaggerated missing data rate for African American males on the set of questions dealing with the respondent’s own use of illicit drugs. Clearly a respondent’s willingness to be candid on such questions depends on his or her trust of the research process and of the researchers themselves. We interpret the exaggerated missing data rates for African American males in these sections as possibly reflecting, at least in part, less trust. The reader is advised to check for exceptional levels of missing data when making comparisons on any variable in which candor is likely to be reduced by lower system trust. One bit of additional evidence related to trust in the research process is that higher proportions of African Americans than whites indicated that if

they had used marijuana or heroin, they would not have been willing to report it in the survey.

Covariance with Other Factors. Some characteristics such as race are highly confounded (correlated) with other variables—variables that may in fact explain some observed racial differences. Put another way, at the aggregate level we might observe a considerable racial difference on some characteristic, but once we control for some background characteristics such as socio-economic level or region of the country—that is, once we compare the African American respondents with whites who come from similar backgrounds—there may be no racial difference at all.

Race happens to be correlated with important background and demographic variables much more than some of the other variables dealt with here (such as the respondent’s sex). When we compare males and females in this sample, we know that observed differences between them are not likely to be explained by differences in their family backgrounds (such as the socioeconomic level of their families, the region of the country, or the size of the cities in which they grew up) because males and females on the average come from extremely similar backgrounds. A perusal of Section C of Questionnaire Forms 1 through 6, however, will illustrate that on the average the African American subgroup in this sample is quite different from the white subgroup in a number of such respects. A higher proportion of African Americans live in the South and a higher proportion grew up in families with the father and/or mother absent, and more had mothers who worked while they were growing up. A substantially higher proportion of African Americans are Baptists, and African Americans tend to attribute more importance to religion in their lives than do whites. A higher proportion of African American respondents have children, and, on the average, they are slightly older than the white sample. As was mentioned earlier, African American males are more under-represented in our sample than African American females.

We note these differences in demographic, background, and ascriptive characteristics because, in any attempt to understand *why* a racial difference exists, one would want to be able to examine the role of these covarying characteristics. It is not possible, given the amount of data contained in this volume, to “factor out” the contribution of most of

these covarying characteristics when interpreting racial differences. Therefore, while the data here may provide a relatively accurate *description* of racial differences (keeping in mind our earlier cautions about representativeness and response style), they do not by themselves yield a great deal by way of explanation.

However, since the full data sets now reside in an archive, described in the Preface, it is possible for the reader to conduct a more in-depth exploration of observed differences – or nondifferences, for that matter. We particularly encourage readers interested in racial comparisons to make further explorations of the data in order to determine the possible role of the other variables discussed here. Users of the data are also encouraged to contact the principal investigators for information on the most recent analyses of racial differences, some of which have been published.*

Change in Race/Ethnicity Question. Since the beginning of the study, respondents have been presented a list of various racial/ethnic categories and instructed to select the *one* category that best describes them. In order to be more consistent with the Office of Management and Budget guidelines' method of assessing race/ethnicity, we revised our race/ethnicity measure. In 2005, the measure was changed in three of the six questionnaire forms. In these changed forms, respondents were presented with a list of racial/ethnic categories and instructed to "select one or more responses." An examination of the data showed that relatively few respondents (about 6% in 2005) selected more than one racial/ethnic category.

For the purposes of the race/ethnicity banner variable used in the 2005 volume, the data from the original race/ethnicity question were combined with data from the changed race/ethnicity question in the following manner: For the original question, respondents were assigned to the racial/ethnic group specified in their response. For the revised question, those checking only White and no other racial/ethnic group were categorized as White; those checking Black or African American and no other racial/ethnic group were categorized as Black. Note that in the combined forms section of the 2005 volume, because some drug use questions occurred in only one or a few forms, there is some variation in the version of the race/ethnicity

question upon which the data are based. For the individual form data, the race/ethnicity banner variable is the version of the race/ethnicity question used in that particular form. Thus, in 2005 Forms 1, 3, and 5 contain data for the original race/ethnicity question and Forms 2, 4, and 6 contain data for the changed race/ethnicity question. Based on the analyses that we have examined, we do not believe these different permutations make an appreciable difference in the results. Beginning in the 2006 volume, all questionnaire forms used the revised question on race/ethnicity.

Given the long list of caveats about interpreting racial differences, one might ask why we chose to publish the statistics for racial subgroups at all. After considerable deliberation among ourselves as well as with colleagues more knowledgeable in the field of race relations, we concluded that the expected benefits of making these data available (along with this cautionary discussion) outweigh the potential costs of having them misused. Unfortunately, because African Americans constitute a relatively small proportion of the American population, they constitute too small a number in most surveys to be characterized separately. Because the sample sizes in the present survey are large in comparison to most, we have at least sufficient numbers of cases to consider publishing data on African Americans separately. Further, given the iterative nature of the series, we are also able to provide checks for the replication of findings on different samples each year. While there may be some risk that findings will be taken out of context or used carelessly in ways that might tend to increase racial misunderstandings, there is substantially greater risk that valuable information concerning the races (and relative to their well-being) would be lost if it were not included here.

A Note on the Questions about Amphetamine Use. Prior to the 1982 survey, we discovered that some respondents' answers to questions on amphetamine use erroneously included use of over-the-counter, stay-awake, and diet pills, as well as some "look-alike" pills. In the 1982 survey, we introduced some new questions on the use of amphetamines in order to make it clearer to the respondents that "look-alike" pills and over-the-counter products should be excluded. We also kept

*An extended analysis and discussion of African American–White differences may be found in Bachman and O'Malley (1984), Bachman, Wallace, O'Malley, Johnston, Kurth, and Neighbors (1991), Wallace, Bachman, O'Malley, Johnston, Schulenberg, and Cooper (2002), Wallace, Bachman, O'Malley, Schulenberg, Cooper, and Johnston (2003), and Wallace, Forman, Guthrie, Bachman, O'Malley, and Johnston (1999).

the old version of the questions in two questionnaire forms in the 1982 and 1983 surveys so that it would be possible to “splice” the trend lines resulting from the old and new questions. As a result of these changes, the reader who uses these volumes to examine trends in amphetamine use must be careful not to make inappropriate comparisons. The response distributions shown in the combined Forms 1–5 section (pages 28–29) from 1975 to 1981 contain the responses for Forms 1–5. For 1982 and 1983, that section contains two sets of responses. The first set is for Forms 1, 2, and 4 (with Form 1 double-weighted); these provide what we believe to be the best estimates of current amphetamine use and of trends from 1982 on. The second set of responses is based on Forms 3 and 5, the old versions of the questions; thus, these questions provide the best comparisons for looking at trends over time from 1975 to 1983 (although there is reason to be cautious about these trends because of the erroneous inclusion of nonamphetamines, as described above). Beginning in 1984, all forms used the new versions of the questions.

A Note on the Questions about Alcohol Use. In 1993, the question text was changed slightly in Forms 2, 5, and 6 to indicate that a “drink” meant “more than just a few sips.” As a result of these changes, the reader who uses these volumes to examine trends in alcohol use must be careful not to make inappropriate comparisons. The response distributions shown in the combined forms section for 1975 to 1992 contain the responses for Forms 1–5 (through 1988) or 6 (beginning in 1989). For 1993, that section contains two sets of responses. The first set is for Forms 1, 3, and 4, the old versions of the questions; these questions provide the best comparisons for looking at trends over time from 1975 to 1993. The second set of responses is based on Forms 2, 5, and 6; these provide what we believe

to be the best estimates of alcohol use and of trends from 1993 on. Beginning in 1994, all forms used the new versions of the questions.

A Note on the Questions about the Use of Hallucinogens Other Than LSD and Tranquilizers. In 2001, the questions on the use of hallucinogens other than LSD and tranquilizers were changed slightly in Forms 1, 3, and 5. For hallucinogens other than LSD, the term “other psychedelics” was replaced with “other hallucinogens” and “shrooms” was added to the list of examples. For the tranquilizer list of examples, Miltown was replaced with Xanax. In 2002, the questions in the remaining forms were also changed. The data presented in this volume are the revised data for all forms. Caution must be used when comparing data from 2001 to data from 2002 or when examining long-term trends. As with the revised alcohol questions, the set of old questions in the 2001 data (Forms 2, 4, and 6) are best used for the examination of trends over time from 1975 to 2001. The revised questions in 2001 (Forms 1, 3, and 5) and later are best used for the examination of trends from 2001 on. Beginning in 2002, all forms used the revised questions.

A Note on the Questions about the Use of Narcotics Other Than Heroin. In 2002, the questions on the use of narcotics other than heroin were revised in Forms 1, 2, and 4. The list of examples of narcotics other than heroin was updated: Talwin, laudanum, and paregoric — all of which had negligible rates of use by 2001 — were replaced with Vicodin, OxyContin, and Percocet (and Percodan and Dilaudid in Form 1 only). In 2003, the question text in the remaining forms was also changed. Again, caution must be used in the comparison of trend data involving these revised questions.

Descriptive Results

Introduction to the Table Format and Conventions

Univariate and selected bivariate percentage distributions are given in this section for all questions asked of this year's senior class. The definitions of column headings and the source of the standard content for each table are given below under the numbers indicated in Figure 1.

Definitions of Column Headings

① **Questionnaire Form.** The form from which all data on the page were derived is given here. When the designation "Forms 1-6" is used, it indicates that responses from students completing all six questionnaires (or, in some cases, two or more of the questionnaires) have been combined; accordingly, the numbers of respondents in each column are six times as large as for questions contained in a single form only.

② **Total Sample.** Univariate percentage distributions based on the total sample of respondents are given in this column.

③ **Sex.** Percentage distributions are given separately for males (M) and females (F). Respondents with missing data on the question asking the respondent's sex (question C03) are omitted from both groups.

④ **Race.** Percentage distributions are given separately for those checking "White (Caucasian)" and *no other racial/ethnic group* (White) and for those checking "Black or African American" and *no other racial/ethnic group* (Black) in the changed version of the race/ethnicity question. Comparable columns for the other racial or ethnic groups (Mexican American or Chicano, Cuban American, Puerto Rican, other Hispanic or Latino, Asian American, American Indian or Alaska Native, or Native Hawaiian or other Pacific Islander) are not shown because of the low

number of cases in each group. *Note:* See the caveats regarding the interpretation of racial differences and the changes to the race/ethnicity question in the Introduction section of this volume.

⑤ **Region.** Percentage distributions are given separately for respondents living in each of four mutually exclusive regions of the country. The regional classifications are based on Census categories and are defined as follows:

Northeast (NE): Census classifications of New England and Middle Atlantic states; includes Maine, New Hampshire, Vermont, Massachusetts, Rhode Island, Connecticut, New York, New Jersey, and Pennsylvania.

North Central (NC): This is synonymous with the Midwest. The North Central (NC) abbreviation is used in the column headings. Census classifications of East North Central and West North Central states; includes Ohio, Indiana, Illinois, Michigan, Wisconsin, Minnesota, Iowa, Missouri, North Dakota, South Dakota, Nebraska, and Kansas.

South (S): Census classifications of South Atlantic, East South Central, and West South Central states; includes Delaware, Maryland, District of Columbia, Virginia, West Virginia, North Carolina, South Carolina, Georgia, Florida, Kentucky, Tennessee, Alabama, Mississippi, Arkansas, Louisiana, Oklahoma, and Texas.

West (W): Census classifications of Mountain and Pacific states; includes Montana, Idaho, Wyoming, Colorado, New Mexico, Arizona, Utah, Nevada, Washington, Oregon, and California.

⑥ **Four-Year College Plans.** Percentage distributions are given separately for (1) respondents who indicate that they "definitely will" or "probably will" graduate from a four-year college program (Yes) and (2) those who say that they "definitely won't" or "probably won't"

graduate from a four-year college program (No), based on responses to question C21d. Respondents not answering question C21d are omitted from both columns. (A number of those who do not expect to complete a four-year college program *do* expect to get some post-secondary education, as may be seen in the tables for questions C21a and C21c.)

⑦ **Illicit Drug Use: Lifetime.** Percentage distributions are given separately for five mutually exclusive subgroups differentiated by their degree of involvement with illicit drugs. Eligibility for each category is defined below.

None: This column contains data from those respondents who indicated that they had not used marijuana at any time and did not report use of any of the following illicit drugs in their lifetime: LSD, other psychedelics, cocaine, amphetamines, tranquilizers, methaqualone, barbiturates, heroin, or other narcotics.*

Marijuana Only: This column contains data from other respondents who indicated that they had used marijuana (or hashish) but had never used any of the other illicit drugs listed above.

Few Pills: This column contains data from those respondents who indicated having used one or more of the above listed drugs (other than marijuana) but who had not used any one class of them on three or more occasions *and* who had not used heroin at all.

More Pills: This column contains data from respondents who had used any of the above listed drugs (other than marijuana) on three or more occasions but who had never used heroin.

Any Heroin: This column contains data from those respondents who indicated having used heroin on one or more occasions in their lifetime.

⑧ **N (Weighted Number of Cases).** This row contains the number of students who turned in questionnaires in each of the categories indicated by the column headings. The number of cases is stated in terms of the weighted number of respondents rather than the actual number, since all percentages in the tables have been calculated using weighted cases. The actual number of respondents generally is about 15 percent higher than the weighted number for data collected in

1975, 1976, and 1977. (A comparison of weighted and unweighted numbers is provided in Table B-1 in Appendix B.) For data collected in 1978 or later, the actual number of respondents is roughly equal to the weighted number. Weighting is used to improve the accuracy of estimates by correcting for unequal probabilities of selection that arise in the multi-stage sampling procedures.

⑨ **Percentage of Weighted Total.** This row indicates the percentage of the total number of respondents who fall into the category indicated by each column heading. Unlike all other percentages on the page, which can be summed vertically, these percentages sum horizontally. To the extent that the subcategories in a column (e.g., males and females) fail to sum to 100 percent, cases have been eliminated because of missing data on the variable in question (e.g., sex) or, in the case of race, because several subcategories have been omitted intentionally.

Table Contents

⑩ **Questions and Answers.** Each question along with its accompanying answer alternatives is presented verbatim. The alphanumeric prefix to the question indicates the section of the questionnaire in which it is located and its sequence within that section. So, for example, a prefix of B12c indicates that the item was question 12c in the B section of the questionnaire.

⑪ **Item Reference Number.** This is a unique identification number permanently assigned to each question. Any question may be located in the Question Index of the 1975-81 volumes by using this number and in the Question Index of all subsequent volumes by using this number in conjunction with the subject area code.

⑫ **Subject Area Code.** Every question has been classified into one or more subject areas; the alphanumeric code indicates the subject area (or areas) applicable to the question shown. The complete listing of subject areas is presented in Table 4 (at the beginning of the Question Index near the end of this volume). Starting with the 1982 volume, the Question Index is ordered first

*Inhalants (including the amyl and butyl nitrites) are not included in this list of illicit drugs because the relevant questions are not contained in all questionnaire forms or in all years of the study. Similarly, the use of PCP is counted only if it was reported under "other hallucinogens" use because specific questions about PCP are not included in all forms or years. This results in a few apparent inconsistencies in the tables relating the drug use index to specific questions about these drugs.

group (defined by the column heading) who answered the question is given just below the percentage distribution. The number of nonrespondents may be determined by subtracting this weighted number answering from the weighted number taking the questionnaire, shown at the top of the same column. Nonresponse may be due to the subject not answering the question, even though it pertains to him or her, or to the subject skipping inappropriate questions as instructed on a prior item.

⑭ Number of Weighted Cases Answering (N). The number of students in the relevant

QUESTIONNAIRE FORM 1-6 1990		TOTAL	SEX		RACE		REGION				4YR COLLEGE PLANS		ILLCIT DRUG USE: LIFETIME					
			M	F	White	Black	NE	NC	S	W	Yes	No	None	Man- juana Only	Few Pills	More Pills	Any Her- oin	
N (Weighted No. of Cases) % of Weighted Total		15676 100.0	7862 50.2	7241 46.2	11410 72.8	1614 10.3	3358 21.4	4284 27.3	5262 33.6	2773 17.7	10245 65.4	4332 27.6	8006 51.1	2901 18.5	1872 11.9	2380 15.2	194 1.2	
These next questions ask for some back-ground information about yourself																		
C01: In what year were you born?																		
1 Before 70		0.4	0.5	0.3	0.2	0.6	0.4	0.2	0.7	0.3	0.3	0.7	0.4	0.3	0.8	0.4	2.7	
2 1970		3.2	4.0	2.0	2.0	5.4	2.4	2.4	4.7	2.6	1.8	5.5	3.2	3.3	2.7	3.0	4.4	
3 1971		28.7	32.4	24.7	27.3	32.3	24.3	32.7	29.5	26.2	25.5	34.9	27.6	28.8	29.8	30.7	27.5	
4 1972		66.5	62.2	71.4	69.6	60.1	71.0	64.2	64.1	69.0	71.0	58.3	67.3	66.7	66.1	65.1	64.9	
5 1973		1.1	0.9	1.4	1.0	1.3	1.7	0.6	0.8	1.9	1.4	0.4	1.5	0.8	0.6	0.9	0.5	
6 1974		0.1	0.1	.	.	.	
7 1975		0.1	
8 After 1975		0.1	0.1	.	0.1	.	.	0.1	0.1	.	0.1	.	.	
Item 10 Subject R01		N 15360	7854	7239	11403	1614	3270	4230	5128	2732	10213	4309	7925	2869	1858	2347	191	
C02: In what month were you born?																		
01 January		8.3	8.4	8.1	8.2	7.8	7.8	8.8	8.3	8.0	8.1	8.3	8.3	7.7	8.3	9.3	6.9	
02 February		8.0	7.8	8.2	8.1	7.5	7.6	8.1	8.3	7.6	8.2	7.5	7.6	8.9	8.0	8.0	7.5	
03 March		8.3	8.2	8.6	8.7	7.8	8.5	8.7	8.0	8.0	8.4	8.1	8.4	8.8	8.3	7.6	5.0	
04 April		8.4	8.7	7.9	8.3	9.4	8.9	7.8	8.7	8.0	8.7	8.1	8.3	8.6	8.2	8.4	9.6	
05 May		8.3	8.3	8.3	8.1	8.4	8.7	8.3	7.9	8.5	8.1	8.7	8.0	8.6	8.8	8.7	7.8	
06 June		7.9	7.7	8.2	7.9	7.7	8.3	7.3	8.2	7.7	7.9	8.0	7.8	8.2	7.5	8.1	10.5	
07 July		8.6	8.6	8.6	8.7	8.1	9.1	8.5	8.1	9.3	8.5	9.1	8.5	8.9	8.8	8.2	12.6	
08 August		8.7	8.7	8.7	8.8	8.3	8.4	8.0	9.4	9.1	8.7	9.0	9.3	8.1	8.4	8.0	7.6	
09 September		8.3	8.1	8.9	8.2	9.4	7.9	8.9	7.8	8.9	8.3	8.3	8.8	7.6	8.7	7.7	5.0	
10 October		8.5	8.6	8.3	8.5	9.1	8.3	8.6	8.6	8.4	8.5	8.5	8.6	7.6	8.8	9.4	5.1	
11 November		8.1	8.3	7.5	8.1	7.9	8.1	8.1	8.1	8.0	8.4	7.2	8.2	8.7	6.9	7.6	8.6	
12 December		8.6	8.6	8.7	8.4	8.7	8.4	8.7	8.5	8.5	8.3	9.1	8.1	8.5	9.3	9.0	13.9	
Item 20 Subject R01		N 15343	7845	7237	11393	1612	3270	4226	5120	2727	10205	4301	7919	2865	1855	2340	191	
C03: What is your sex?																		
1 Male		52.1	100.0	.	52.8	45.8	53.6	51.6	51.3	52.2	51.0	52.8	50.0	54.8	52.5	53.8	65.5	
2 Female		47.9	.	100.0	47.2	54.2	46.4	48.4	48.7	47.8	49.0	47.2	50.0	45.2	47.5	46.2	34.5	
Item 30 Subject R01		N 15103	7862	7241	11246	1567	3229	4158	5031	2685	10081	4214	7803	2809	1832	2307	185	
C04: How do you describe yourself?																		
1 American Indian		1.4	1.5	1.3	.	.	1.5	1.4	1.1	2.0	0.9	2.7	1.2	1.1	1.8	2.3	2.4	
2 Black or Afro-American		10.6	9.2	11.9	.	100.0	5.4	3.4	22.9	4.8	9.5	11.2	13.8	10.2	6.3	2.8	3.3	
3 Mexican American or Chicano		5.7	5.7	5.8	.	.	0.2	2.6	9.7	9.6	4.8	7.7	5.9	5.7	6.1	4.5	4.9	
4 Puerto Rican or other Latin American		2.3	2.4	2.2	.	.	4.9	0.6	2.2	1.8	2.4	1.8	2.4	1.8	2.4	2.0	2.5	
5 Oriental or Asian American		2.8	3.0	2.6	.	.	2.0	1.1	1.1	9.8	3.6	0.8	4.0	1.6	1.4	1.3	2.8	
6 White or Caucasian		75.0	76.0	74.2	100.0	.	83.3	89.0	61.5	68.3	77.0	73.0	70.3	77.9	79.9	85.0	80.6	
7 Other		2.2	2.2	2.1	.	.	2.7	1.7	1.5	3.7	1.8	2.7	2.3	1.8	2.1	2.0	3.6	
Item 40 Subject R01		N 15223	7804	7166	11410	1614	3244	4200	5096	2683	10135	4279	7862	2840	1845	2318	189	
C05: Where did you grow up mostly?																		
1 On a farm		5.5	5.8	5.1	6.4	2.8	1.5	7.8	6.2	5.2	4.1	8.8	6.2	3.6	5.2	5.1	6.9	
2 In the country not on a farm		15.7	15.7	15.7	14.8	19.3	11.1	13.9	20.8	9.7	11.8	22.0	16.0	11.8	14.9	14.4	10.3	
3 In a small town		15.7	15.7	15.7	14.8	19.3	45.2	30.8	30.2	19.2	30.9	33.7	31.2	31.7	31.6	33.7	26.1	
4 In a large town		15.7	15.7	15.7	14.8	19.3	11.1	10.2	16.4	10.6	10.6	10.6	10.3	11.8	9.7	10.6	10.6	
5 In a city		15.7	15.7	15.7	14.8	19.3	7.2	6.3	9.2	5.9	7.6	9.2	7.6	9.5	9.2	9.2	9.2	
6 In a city		15.7	15.7	15.7	14.8	19.3	11.1	10.2	16.4	10.6	10.6	10.6	10.3	11.8	9.7	10.6	10.6	
7 In a city		15.7	15.7	15.7	14.8	19.3	7.2	6.3	9.2	5.9	7.6	9.2	7.6	9.5	9.2	9.2	9.2	
8 In a city		15.7	15.7	15.7	14.8	19.3	11.1	10.2	16.4	10.6	10.6	10.6	10.3	11.8	9.7	10.6	10.6	
9 In a city		15.7	15.7	15.7	14.8	19.3	7.2	6.3	9.2	5.9	7.6	9.2	7.6	9.5	9.2	9.2	9.2	
10 In a city		15.7	15.7	15.7	14.8	19.3	11.1	10.2	16.4	10.6	10.6	10.6	10.3	11.8	9.7	10.6	10.6	
11 In a city		15.7	15.7	15.7	14.8	19.3	7.2	6.3	9.2	5.9	7.6	9.2	7.6	9.5	9.2	9.2	9.2	
12 In a city		15.7	15.7	15.7	14.8	19.3	11.1	10.2	16.4	10.6	10.6	10.6	10.3	11.8	9.7	10.6	10.6	
13 In a city		15.7	15.7	15.7	14.8	19.3	7.2	6.3	9.2	5.9	7.6	9.2	7.6	9.5	9.2	9.2	9.2	
14 In a city		15.7	15.7	15.7	14.8	19.3	11.1	10.2	16.4	10.6	10.6	10.6	10.3	11.8	9.7	10.6	10.6	
15 In a city		15.7	15.7	15.7	14.8	19.3	7.2	6.3	9.2	5.9	7.6	9.2	7.6	9.5	9.2	9.2	9.2	
16 In a city		15.7	15.7	15.7	14.8	19.3	11.1	10.2	16.4	10.6	10.6	10.6	10.3	11.8	9.7	10.6	10.6	
17 In a city		15.7	15.7	15.7	14.8	19.3	7.2	6.3	9.2	5.9	7.6	9.2	7.6	9.5	9.2	9.2	9.2	
18 In a city		15.7	15.7	15.7	14.8	19.3	11.1	10.2	16.4	10.6	10.6	10.6	10.3	11.8	9.7	10.6	10.6	
19 In a city		15.7	15.7	15.7	14.8	19.3	7.2	6.3	9.2	5.9	7.6	9.2	7.6	9.5	9.2	9.2	9.2	
20 In a city		15.7	15.7	15.7	14.8	19.3	11.1	10.2	16.4	10.6	10.6	10.6	10.3	11.8	9.7	10.6	10.6	
21 In a city		15.7	15.7	15.7	14.8	19.3	7.2	6.3	9.2	5.9	7.6	9.2	7.6	9.5	9.2	9.2	9.2	
22 In a city		15.7	15.7	15.7	14.8	19.3	11.1	10.2	16.4	10.6	10.6	10.6	10.3	11.8	9.7	10.6	10.6	
23 In a city		15.7	15.7	15.7	14.8	19.3	7.2	6.3	9.2	5.9	7.6	9.2	7.6	9.5	9.2	9.2	9.2	
24 In a city		15.7	15.7	15.7	14.8	19.3	11.1	10.2	16.4	10.6	10.6	10.6	10.3	11.8	9.7	10.6	10.6	
25 In a city		15.7	15.7	15.7	14.8	19.3	7.2	6.3	9.2	5.9	7.6	9.2	7.6	9.5	9.2	9.2	9.2	
26 In a city		15.7	15.7	15.7	14.8	19.3	11.1	10.2	16.4	10.6	10.6	10.6	10.3	11.8	9.7	10.6	10.6	
27 In a city		15.7	15.7	15.7	14.8	19.3	7.2	6.3	9.2	5.9	7.6	9.2	7.6	9.5	9.2	9.2	9.2	
28 In a city		15.7	15.7	15.7	14.8	19.3	11.1	10.2	16.4	10.6	10.6	10.6	10.3	11.8	9.7	10.6	10.6	
29 In a city		15.7	15.7	15.7	14.8	19.3	7.2	6.3	9.2	5.9	7.6	9.2	7.6	9.5	9.2	9.2	9.2	
30 In a city		15.7	15.7	15.7	14.8	19.3	11.1	10.2	16.4	10.6	10.6	10.6	10.3	11.8	9.7	10.6	10.6	
31 In a city		15.7	15.7	15.7	14.8	19.3	7.2	6.3	9.2	5.9	7.6	9.2	7.6	9.5	9.2	9.2	9.2	
32 In a city		15.7	15.7	15.7	14.8	19.3	11.1	10.2	16.4	10.6	10.6	10.6	10.3	11.8	9.7	10.6	10.6	
33 In a city		15.7	15.7	15.7	14.8	19.3	7.2	6.3	9.2	5.9	7.6	9.2	7.6	9.5	9.2	9.2	9.2	
34 In a city		15.7	15.7	15.7	14.8	19.3	11.1	10.2	16.4	10.6	10.6	10.6	10.3	11.8	9.7	10.6	10.6	
35 In a city		15.7	15.7	15.7	14.8	19.3	7.2	6.3	9.2	5.9	7.6	9.2	7.6	9.5	9.2	9.2	9.2	
36 In a city		15.7	15.7	15.7	14.8	19.3	11.1	10.2	16.4	10.6	10.6	10.6	10.3	11.8	9.7	10.6	10.6	
37 In a city		15.7	15.7	15.7	14.8	19.3	7.2	6.3	9.2	5.9	7.6	9.2	7.6	9.5	9.2	9.2	9.2	
38 In a city		15.7	15.7	15.7	14.8	19.3	11.1	10.2	16.4	10.6	10.6	10.6	10.3	11.8	9.7	10.6	10.6	
39 In a city		15.7	15.7	15.7	14.8	19.3	7.2	6.3	9.2	5.9	7.6	9.2	7.6	9.5	9.2	9.2	9.2	
40 In a city		15.7	15.7	15.7	14.8	19.3	11.1	10.2	16.4	10.6	10.6	10.6	10.3	11.8	9.7	10.6	10.6	
41 In a city		15.7	15.7	15.7	14.8	19.3	7.2	6.3	9.2	5.9	7.6	9.2	7.6	9.5	9.2	9.2	9.2	
42 In a city		15.7	15.7	15.7														

MONITORING THE FUTURE

QUESTIONNAIRE FORM 1-6 2007	TOTAL	SEX		RACE		REGION				COLLEGE PLANS?		ILLICIT DRUG USE: LIFETIME				
		M	F	White	Black	NE	NC	S	W	Yes	No	None	Mari- juana Only	Few Pills	More Pills	Any Her- oin
<i>N (Weighted No. of Cases):</i>	15132	6687	7528	9245	1738	2904	3304	5716	3208	11537	2472	7770	3164	1299	2161	227
<i>% of Weighted Total:</i>	100.0	44.2	49.7	61.1	11.5	19.2	21.8	37.8	21.2	76.2	16.3	51.3	20.9	8.6	14.3	1.5
These next questions ask for some background information about yourself.																
C01: In what year were you born?																
1. Before '86	0.2	0.2	0.1	*	0.2	0.3	0.3	0.1	*	0.1	0.4	0.1	0.3	0.2	0.1	0.2
2. 1986	0.2	0.3	0.1	0.1	0.3	0.2	0.2	0.2	0.2	0.1	0.6	0.2	-	0.1	0.4	0.9
3. 1987	2.0	2.4	1.5	1.4	4.3	1.7	1.9	2.9	0.7	1.4	4.1	2.1	1.8	2.0	1.5	2.4
4. 1988	34.2	38.4	30.5	36.5	30.8	29.0	41.8	35.5	28.6	33.0	38.8	33.6	34.0	35.2	35.7	34.5
5. 1989	62.4	58.0	66.4	61.4	63.1	66.9	55.3	60.4	69.5	64.4	55.2	62.7	63.3	62.0	61.8	59.2
6. 1990	0.9	0.6	1.3	0.5	1.3	1.7	0.5	0.9	0.9	1.0	0.7	1.2	0.7	0.5	0.5	1.6
7. 1991	*	*	0.1	*	-	0.1	*	*	0.1	0.1	-	0.1	*	-	0.1	-
8. After 1991	*	*	*	*	0.1	0.1	0.1	*	-	*	0.1	*	*	-	-	1.3
<i>Item 10 Subject R01</i>	<i>N</i> 14629	6674	7522	9235	1735	2739	3222	5535	3133	11470	2441	7664	3109	1284	2119	225
C02: In what month were you born?																
01. January	8.2	7.9	8.4	8.2	9.0	8.4	8.6	7.9	8.3	8.2	7.8	8.0	8.8	7.9	8.4	7.7
02. February	7.1	7.0	7.1	7.3	7.2	7.3	7.3	7.1	6.8	7.0	7.6	7.1	6.7	6.3	8.2	9.7
03. March	8.3	7.9	8.7	8.3	8.1	7.4	8.8	8.0	9.3	8.5	8.0	8.8	8.5	7.1	6.8	12.9
04. April	7.9	8.0	7.7	8.2	7.2	8.3	8.6	7.2	8.2	8.0	7.7	7.6	8.5	8.3	8.2	7.8
05. May	8.2	8.2	8.2	8.4	7.1	7.5	8.6	8.6	7.8	8.4	8.0	8.2	8.3	9.4	7.9	7.3
06. June	8.5	8.2	8.9	8.6	7.5	8.5	8.6	8.1	8.9	8.3	9.4	8.4	8.1	10.4	8.0	9.4
07. July	9.4	9.2	9.5	9.2	11.1	9.6	9.5	9.4	8.9	9.3	9.4	9.5	9.3	9.3	9.2	7.9
08. August	9.1	9.5	8.8	9.0	8.6	9.3	7.9	9.9	8.9	9.1	8.9	9.0	9.3	9.0	8.8	9.6
09. September	8.6	9.2	8.5	8.8	8.8	8.6	8.0	9.4	7.9	8.6	8.6	9.0	7.9	8.1	8.6	9.3
10. October	8.2	8.2	7.9	8.0	9.0	8.5	7.8	8.3	8.3	8.1	8.2	8.4	7.7	8.2	8.7	4.2
11. November	7.9	8.0	7.8	7.9	8.0	8.9	8.3	7.7	7.1	7.9	8.3	7.4	9.0	8.2	8.2	6.8
12. December	8.4	8.6	8.6	8.2	8.3	7.7	7.9	8.4	9.7	8.5	8.3	8.7	8.0	8.0	8.9	7.3
<i>Item 20 Subject R01</i>	<i>N</i> 14574	6640	7504	9201	1734	2728	3206	5518	3122	11434	2437	7645	3098	1278	2108	224
C03: What is your sex?																
1. Male	47.0	100.0	-	48.6	42.9	43.5	46.4	48.7	47.9	44.1	57.6	44.7	49.0	45.2	51.5	58.3
2. Female	53.0	-	100.0	51.4	57.1	56.5	53.6	51.3	52.1	55.9	42.4	55.3	51.0	54.8	48.5	41.7
<i>Item 30 Subject R01</i>	<i>N</i> 14215	6687	7528	9023	1659	2645	3147	5358	3066	11183	2361	7474	3025	1247	2049	210
C04: How do you describe yourself? (Select one or more responses.)																
A. Black or African American	14.7	12.8	16.0	-	100.0	14.3	13.2	18.6	9.9	14.5	13.5	15.8	20.3	6.8	6.9	6.9
B. Mexican American or Chicano	5.9	5.7	6.0	-	-	1.2	3.6	5.9	12.5	5.7	6.6	5.7	5.7	6.7	5.5	10.1
C. Cuban American	1.0	1.0	0.8	-	-	0.9	0.5	1.4	0.7	1.0	0.6	1.0	0.9	0.5	0.9	1.3
D. Puerto Rican	2.4	2.2	2.4	-	-	5.3	2.2	1.7	1.3	2.2	2.8	1.9	4.0	1.6	1.8	3.1
E. Other Hispanic or Latino	8.3	7.6	9.0	-	-	12.8	2.7	9.0	9.0	7.9	7.5	8.8	8.4	8.9	6.5	6.2
F. Asian American	4.2	4.6	3.8	-	-	2.9	1.9	3.4	8.9	4.6	2.1	5.0	3.6	3.3	2.4	2.8
G. White (Caucasian)	67.3	69.3	66.5	100.0	-	67.9	79.9	63.3	61.2	68.2	68.9	65.1	61.7	75.6	80.8	73.6
H. American Indian or Alaska Native	3.0	2.7	3.2	-	-	2.6	2.1	3.5	3.2	2.8	3.6	2.6	3.1	3.5	3.7	4.4
I. Native Hawaiian or Other Pacific Islander	1.7	1.9	1.5	-	-	1.1	0.9	1.1	4.0	1.7	1.3	1.7	2.2	1.2	1.0	1.5
<i>Item 41-49 Subject R01</i>	<i>N</i> 14592	6654	7485	9245	1738	2727	3217	5533	3115	11435	2444	7644	3103	1283	2106	225
C05: Where did you grow up mostly?																
1. On a farm	5.6	6.3	4.6	6.9	3.0	3.2	7.1	6.5	4.6	4.6	10.2	6.5	3.7	5.0	5.2	6.8
2. In the country, not on a farm	12.8	13.5	11.9	15.0	12.3	6.7	14.2	19.6	4.9	11.4	19.0	14.0	10.0	11.4	13.3	10.0
3. In a small city or town (under 50,000 people)	28.1	28.1	28.6	33.1	22.5	39.6	25.1	25.5	25.7	27.9	29.1	27.3	26.5	30.8	31.0	33.9
4. In a medium-sized city (50,000-100,000)	13.6	12.3	15.0	13.3	14.3	12.6	14.9	12.3	15.5	13.9	12.9	13.6	14.3	13.9	12.5	12.8
5. In a suburb of a medium-sized city	9.8	9.2	10.4	10.1	9.0	9.3	11.5	8.7	10.5	10.6	6.7	9.9	10.2	10.3	9.4	8.4
6. In a large city (100,000-500,000)	11.1	10.3	11.7	6.1	19.1	7.7	9.2	11.0	16.2	11.0	10.7	10.8	13.6	8.8	9.3	12.4
7. In a suburb of a large city	7.7	7.9	7.6	8.2	6.2	7.4	9.0	7.0	7.8	8.5	4.5	7.4	8.4	7.7	8.2	5.6
8. In a very large city (over 500,000)	6.7	6.8	6.5	2.4	10.4	8.0	4.1	5.6	9.9	6.8	4.9	6.5	7.8	5.9	6.2	2.3
9. In a suburb of a very large city	4.6	5.6	3.7	4.9	3.2	5.6	4.8	3.8	5.0	5.3	2.0	3.9	5.6	6.0	4.9	7.8
<i>Item 50 Subject R03</i>	<i>N</i> 13366	6138	6781	8590	1535	2519	2982	4991	2875	10564	2193	7019	2858	1175	1925	194
C06: What is your present marital status?																
1. Married	2.7	2.8	2.4	2.0	3.2	2.6	2.5	2.9	2.7	2.4	3.3	3.0	2.2	2.6	2.1	2.5
2. Engaged	5.8	4.3	6.9	5.3	5.9	4.7	5.4	7.3	4.4	4.7	10.5	4.5	6.0	7.7	8.4	11.9
3. Separated/divorced	1.6	1.7	1.3	1.1	2.9	1.8	1.3	1.5	1.7	1.4	1.8	1.3	1.8	2.1	1.4	4.0
4. Single	89.9	91.2	89.4	91.6	88.0	90.8	90.8	88.3	91.1	91.4	84.4	91.3	90.0	87.6	88.2	81.6
<i>Item 60 Subject D01, R01</i>	<i>N</i> 14530	6592	7460	9158	1711	2712	3207	5486	3125	11427	2415	7623	3085	1278	2103	222

* = less than .05 percent.

DESCRIPTIVE RESULTS: 2007

21

QUESTIONNAIRE FORM 1-6 2007	TOTAL	SEX		RACE		REGION				COLLEGE PLANS?		ILLICIT DRUG USE: LIFETIME				
		M	F	White	Black	NE	NC	S	W	Yes	No	None	Mari- juana Only	Few Pills	More Pills	Any Her- oin
<i>N (Weighted No. of Cases):</i>	15132	6687	7528	9245	1738	2904	3304	5716	3208	11537	2472	7770	3164	1299	2161	227
<i>% of Weighted Total:</i>	100.0	44.2	49.7	61.1	11.5	19.2	21.8	37.8	21.2	76.2	16.3	51.3	20.9	8.6	14.3	1.5
C07: How many brothers and sisters do you have? (Include step-brothers and sisters and half-brothers and sisters.)																
C07A: Older brothers and sisters																
0. None	31.3	31.9	30.9	33.2	22.7	31.7	30.8	31.7	30.8	32.4	26.7	33.6	29.3	28.9	29.3	17.4
1. One	31.8	33.0	30.7	33.8	26.0	33.1	32.8	31.0	31.1	32.2	30.1	30.9	32.7	33.7	32.6	35.0
2. Two	18.4	18.3	18.6	18.2	18.5	19.2	18.8	18.3	17.2	17.9	20.1	18.2	18.2	19.7	17.9	20.2
3. Three	8.6	8.2	9.0	7.8	12.4	7.7	8.8	8.6	9.2	8.3	10.1	7.9	8.5	9.3	10.6	12.7
4. Four	4.1	3.7	4.5	3.3	7.1	3.0	3.5	4.8	4.7	4.0	4.9	3.7	5.1	4.3	4.0	4.3
5. Five	2.5	2.2	2.6	1.8	5.4	2.2	2.4	2.2	3.3	2.2	3.7	2.5	2.6	1.7	2.4	3.0
6. Six or more	3.3	2.7	3.6	1.9	7.9	3.1	2.9	3.4	3.7	2.9	4.3	3.1	3.7	2.4	3.2	7.3
<i>Item 75 Subject R02</i>	<i>N</i> 13823	6217	7150	8702	1642	2563	3073	5219	2968	10864	2330	7228	2947	1216	2012	212
C07B: Younger brothers and sisters																
0. None	32.0	32.7	31.3	34.4	25.8	33.2	32.4	32.4	29.8	32.2	31.7	30.3	32.5	33.6	35.5	39.1
1. One	34.4	35.8	33.2	36.3	29.8	34.6	34.6	34.6	33.6	34.9	32.0	35.7	32.9	36.0	32.2	26.9
2. Two	17.6	17.5	17.8	16.6	19.1	17.9	18.2	17.6	17.0	17.5	18.1	17.8	17.7	17.1	16.8	16.2
3. Three	7.8	6.8	8.8	6.4	10.7	7.3	6.7	7.8	9.5	7.7	8.0	8.2	7.8	6.6	6.9	9.6
4. Four	3.9	3.6	4.3	3.5	6.3	3.6	3.8	3.8	4.5	3.8	4.8	4.0	4.1	3.9	4.2	0.9
5. Five	1.8	1.7	1.9	1.3	3.2	1.3	1.8	1.6	2.6	1.7	2.1	1.6	2.5	1.2	1.7	3.3
6. Six or more	2.4	1.9	2.7	1.6	5.2	2.1	2.5	2.2	3.0	2.2	3.3	2.4	2.5	1.6	2.7	4.0
<i>Item 76 Subject R02</i>	<i>N</i> 13634	6141	7051	8597	1570	2518	3008	5179	2929	10777	2257	7137	2899	1210	1979	211
C07C: Which of the following people live in the same household with you? (Mark ALL that apply.)																
A. I live alone	1.1	1.2	0.7	0.8	1.6	1.2	1.2	1.1	0.9	0.8	2.0	0.6	1.5	1.6	1.3	3.5
B. Father (or male guardian)	72.3	75.3	70.3	79.5	43.5	68.5	74.3	70.3	77.2	74.2	66.5	75.6	67.7	73.3	69.3	59.2
C. Mother (or female guardian)	88.7	88.5	89.7	89.9	83.0	88.6	89.3	87.2	90.7	90.5	81.5	91.6	87.4	86.1	84.6	75.1
D. Brother(s) and/or sister(s)	66.8	66.1	67.9	67.0	60.5	67.8	67.8	63.5	70.4	68.1	61.8	70.4	65.5	64.1	59.6	55.7
E. Grandparent(s)	6.2	5.9	6.5	4.7	9.5	8.3	4.3	6.6	5.9	6.1	6.5	5.8	7.7	5.3	5.9	10.1
F. My husband/wife	0.9	0.6	1.0	0.4	1.0	1.2	0.6	1.0	0.7	0.6	1.9	0.7	0.7	0.9	1.1	3.4
G. My children	1.0	0.5	1.5	0.5	2.6	0.8	1.6	1.2	0.5	0.8	2.2	0.9	1.2	0.9	1.2	3.5
H. Other relative(s)	6.9	5.8	7.7	4.1	13.3	7.9	5.4	7.7	6.0	6.3	8.6	5.9	8.5	7.0	7.2	6.4
I. Non-relative(s)	4.9	3.8	5.8	4.8	4.3	5.5	4.4	5.2	4.1	4.4	7.2	3.6	4.5	6.7	8.2	11.4
<i>Item 80-160 Subject R03</i>	<i>N</i> 14574	6609	7482	9182	1709	2728	3213	5514	3119	11474	2450	7646	3092	1283	2105	226
The next three questions ask about your parents. If you were raised mostly by foster parents, step-parents, or others, answer for them. For example, if you have both a step-father and a natural father, answer for the one that was most important in raising you.																
C08: What is the highest level of schooling your father completed?																
1. Completed grade school or less	3.4	2.5	4.0	1.0	3.2	3.6	2.0	4.0	3.9	2.9	5.4	3.1	4.3	3.5	2.5	7.7
2. Some high school	10.3	9.4	11.0	8.3	11.4	10.8	8.5	11.7	9.0	8.8	15.9	9.0	11.2	10.8	12.4	18.1
3. Completed high school	27.2	26.9	27.6	27.4	35.9	28.9	29.2	28.0	22.4	25.3	36.1	26.5	27.2	29.1	29.8	20.7
4. Some college	17.4	17.2	17.8	19.2	14.7	14.5	16.0	17.3	21.6	18.2	15.1	17.6	17.2	17.3	18.0	17.9
5. Completed college	21.6	23.6	20.1	25.2	13.9	20.9	26.0	19.2	22.0	23.5	13.6	23.3	20.4	21.0	18.7	16.6
6. Graduate or professional school after college	12.7	13.7	12.0	15.0	6.4	12.2	12.2	12.0	15.0	14.8	3.8	13.0	12.2	13.7	12.4	8.8
7. Don't know, or does not apply	7.3	6.7	7.6	3.9	14.6	9.1	6.0	7.8	6.1	6.4	10.1	7.6	7.5	4.5	6.3	10.3
<i>Item 310 Subject R02</i>	<i>N</i> 14531	6583	7462	9183	1698	2705	3214	5512	3100	11477	2452	7625	3071	1282	2105	225
C09: What is the highest level of schooling your mother completed?																
1. Completed grade school or less	3.0	2.0	3.7	0.6	2.7	3.2	1.7	3.3	3.5	2.5	4.3	2.8	3.1	3.3	2.3	7.1
2. Some high school	7.9	7.0	8.8	5.3	9.4	7.7	5.7	10.0	6.7	6.7	12.5	6.5	9.9	8.7	8.9	10.7
3. Completed high school	25.6	25.6	25.5	26.5	27.0	27.5	26.3	26.7	21.4	23.7	34.8	25.9	25.7	24.7	25.4	24.1
4. Some college	21.3	20.5	22.3	22.1	23.1	19.1	19.8	20.3	26.7	21.7	19.6	20.8	20.6	23.3	23.4	22.3
5. Completed college	27.0	28.8	25.4	30.7	23.3	26.4	32.5	24.2	26.7	29.4	17.7	28.3	25.8	26.0	26.1	19.2
6. Graduate or professional school after college	11.4	11.8	11.3	12.6	9.6	11.9	10.8	11.5	11.5	12.9	4.6	11.7	11.2	11.3	10.7	12.9
7. Don't know, or does not apply	3.8	4.3	3.0	2.1	4.9	4.3	3.2	4.0	3.5	3.0	6.4	4.0	3.6	2.6	3.2	3.7
<i>Item 320 Subject R02</i>	<i>N</i> 14540	6586	7468	9184	1698	2708	3214	5515	3104	11487	2455	7629	3074	1283	2107	225

MONITORING THE FUTURE

QUESTIONNAIRE FORM 1-6 2007	TOTAL	SEX		RACE		REGION				COLLEGE PLANS?		ILLICIT DRUG USE: LIFETIME				
		M	F	White	Black	NE	NC	S	W	Yes	No	None	Mari- juana Only	Few Pills	More Pills	Any Her- oin
<i>N (Weighted No. of Cases):</i>	15132	6687	7528	9245	1738	2904	3304	5716	3208	11537	2472	7770	3164	1299	2161	227
<i>% of Weighted Total:</i>	100.0	44.2	49.7	61.1	11.5	19.2	21.8	37.8	21.2	76.2	16.3	51.3	20.9	8.6	14.3	1.5
C10: Did your mother have a paid job (half-time or more) during the time you were growing up?																
1. No	14.0	14.4	13.5	14.1	8.7	13.1	12.7	13.4	17.4	14.1	13.8	16.0	10.9	10.4	13.1	12.8
2. Yes, some of the time when I was growing up	18.7	19.9	17.8	20.2	12.2	18.1	18.3	17.4	21.8	18.4	19.9	19.0	17.4	19.4	18.7	19.6
3. Yes, most of the time	18.3	18.7	17.9	17.8	16.0	18.0	17.7	19.1	17.7	17.8	19.8	17.6	18.4	20.1	19.4	21.3
4. Yes, all or nearly all of the time	49.0	47.1	50.8	47.9	63.1	50.9	51.3	50.0	43.1	49.7	46.5	47.3	53.3	50.1	48.9	46.3
<i>Item 330 Subject R02</i>	<i>N 14484</i>	<i>6560</i>	<i>7437</i>	<i>9166</i>	<i>1681</i>	<i>2692</i>	<i>3202</i>	<i>5494</i>	<i>3095</i>	<i>11466</i>	<i>2448</i>	<i>7595</i>	<i>3069</i>	<i>1280</i>	<i>2095</i>	<i>224</i>
C11: How would you describe your political preference?																
1. Strongly Republican	10.3	12.7	8.1	13.3	3.1	5.4	8.9	13.1	11.1	10.4	10.6	11.9	6.5	9.2	10.5	12.6
2. Mildly Republican	14.4	16.2	12.9	18.5	3.0	8.7	15.5	16.0	15.1	15.5	10.1	15.6	11.9	15.3	13.3	8.8
3. Mildly Democrat	13.0	12.4	13.7	11.7	16.0	16.5	14.0	9.7	14.6	14.1	8.1	12.2	15.4	14.6	12.2	6.2
4. Strongly Democrat	11.4	9.4	13.3	7.7	30.9	15.9	11.0	9.9	10.6	11.8	8.7	10.8	14.1	10.8	10.4	9.7
5. Independent	9.8	10.9	8.6	10.3	6.7	10.9	9.8	9.7	8.8	9.8	9.8	9.0	9.0	10.3	12.8	19.2
6. No preference	14.4	15.8	13.2	14.3	11.2	14.4	16.3	14.2	12.6	13.5	18.3	14.1	14.8	14.4	14.8	16.6
7. Other	2.0	2.9	1.2	2.2	1.2	2.1	1.9	1.8	2.5	1.8	3.0	1.7	1.7	1.4	3.5	6.2
8. Don't know, haven't decided	24.8	19.8	29.0	22.0	27.9	26.1	22.6	25.5	24.7	23.2	31.4	24.7	26.6	23.9	22.5	20.7
<i>Item 340 Subject H01</i>	<i>N 13878</i>	<i>6288</i>	<i>7148</i>	<i>8952</i>	<i>1510</i>	<i>2592</i>	<i>3085</i>	<i>5240</i>	<i>2961</i>	<i>11074</i>	<i>2288</i>	<i>7270</i>	<i>2940</i>	<i>1240</i>	<i>2031</i>	<i>211</i>
C12: How would you describe your political beliefs?																
1. Very conservative	4.6	5.3	3.7	4.9	5.5	2.9	4.1	5.5	4.7	4.3	5.2	5.4	3.2	3.6	3.6	6.0
2. Conservative	13.6	15.5	12.0	16.3	8.8	8.4	13.8	16.3	13.2	14.4	10.2	16.2	9.8	11.4	11.8	8.6
3. Moderate	25.7	27.3	24.5	26.3	25.8	25.8	27.4	25.2	24.9	27.1	20.6	26.4	26.0	24.8	23.9	20.3
4. Liberal	15.4	14.1	16.7	14.8	13.6	18.6	15.4	12.8	17.1	16.4	10.5	13.8	16.7	20.4	16.7	15.1
5. Very liberal	5.1	3.9	6.2	5.1	4.0	6.8	4.7	4.0	6.0	5.7	2.7	3.9	5.4	6.8	7.8	9.2
6. Radical	2.1	3.2	1.1	1.9	1.7	2.6	2.2	2.0	1.7	1.9	3.2	1.3	1.7	2.0	4.4	12.6
8. None of the above, or don't know	33.5	30.8	35.7	30.6	40.6	34.9	32.4	34.1	32.4	30.2	47.6	33.0	37.3	31.1	31.7	28.3
<i>Item 350 Subject H01</i>	<i>N 14384</i>	<i>6522</i>	<i>7387</i>	<i>9121</i>	<i>1661</i>	<i>2664</i>	<i>3185</i>	<i>5454</i>	<i>3081</i>	<i>11416</i>	<i>2433</i>	<i>7556</i>	<i>3040</i>	<i>1271</i>	<i>2078</i>	<i>222</i>
C13: The next three questions are about religion.																
C13A: What is your religious preference? (NOTE: This question was omitted in the questionnaires administered in California, beginning in 1997, due to state requirements.)																
01. Baptist	18.4	18.0	18.3	16.0	49.4	6.0	15.3	31.1	3.8	17.2	22.9	20.1	18.6	15.0	14.4	10.4
02. Methodist	4.9	4.5	5.5	6.0	4.6	3.3	6.9	5.7	1.5	5.3	3.7	5.2	4.4	4.4	5.1	4.0
03. Lutheran	3.4	3.4	3.4	4.6	0.6	2.0	6.6	1.9	4.0	3.5	2.6	3.2	3.2	3.8	4.2	3.4
04. Presbyterian	2.3	2.2	2.3	2.8	1.2	1.7	2.2	2.8	1.5	2.5	1.0	2.5	1.6	3.0	2.0	0.8
05. Episcopal	1.1	1.0	1.1	1.1	1.7	1.4	0.6	1.4	0.4	1.2	0.4	1.1	1.1	0.7	1.1	0.4
06. United Church of Christ	1.1	1.1	1.1	1.2	1.0	1.2	1.3	0.9	0.8	1.0	1.3	0.9	1.2	1.5	1.1	1.7
07. Churches of Christ	5.5	5.5	5.4	4.7	10.7	4.0	5.1	6.9	4.4	5.4	5.7	5.5	5.8	4.4	5.5	5.3
08. Disciples of Christ	0.4	0.4	0.3	0.3	0.6	0.3	0.6	0.4	0.1	0.3	0.5	0.4	0.4	0.2	0.4	0.7
09. Other Protestant Christian	5.6	5.5	5.6	5.8	5.1	5.7	6.4	5.1	5.2	5.7	5.2	6.1	4.7	6.1	4.8	3.6
10. Roman Catholic	20.8	19.6	22.1	19.7	3.4	34.3	22.9	14.3	17.1	22.5	14.3	20.4	24.7	21.7	17.2	12.0
11. Eastern Orthodox	0.5	0.7	0.4	0.7	0.3	0.8	0.9	0.2	0.5	0.6	0.2	0.6	0.6	0.4	0.4	0.4
12. Latter Day Saints	4.8	5.2	4.5	6.6	0.2	0.2	0.5	0.5	31.3	5.0	4.2	7.6	1.3	1.5	1.9	4.1
13. Unitarian Universalist	0.2	0.1	0.2	0.2	-	0.2	0.1	0.1	0.2	0.2	-	0.1	0.2	-	0.2	-
14. Jewish	0.9	1.0	0.8	1.1	0.3	1.7	0.7	0.8	0.4	1.0	0.8	0.7	1.3	0.7	1.0	4.2
15. Muslim/Moslem	0.5	0.5	0.4	0.3	0.6	0.5	0.4	0.5	0.4	0.5	0.2	0.6	0.4	0.3	0.4	0.3
16. Buddhist	1.3	1.4	1.1	0.8	0.3	2.1	0.9	0.9	1.9	1.3	0.8	1.0	1.6	1.0	1.7	1.6
17. Other Religion	9.2	7.8	10.4	7.6	9.1	9.7	9.1	9.2	8.4	8.6	11.1	8.9	8.6	10.3	10.3	9.6
18. None	19.4	22.1	17.0	20.5	10.9	24.9	19.2	17.2	18.1	18.0	25.1	15.1	20.2	25.2	28.2	37.2
<i>Item 360 Subject G</i>	<i>N 13007</i>	<i>5862</i>	<i>6708</i>	<i>8545</i>	<i>1485</i>	<i>2637</i>	<i>3149</i>	<i>5388</i>	<i>1833</i>	<i>10246</i>	<i>2274</i>	<i>6811</i>	<i>2738</i>	<i>1171</i>	<i>1886</i>	<i>201</i>
C13B: How often do you attend religious services? (NOTE: This question was omitted in the questionnaires administered in California, beginning in 1997, due to state requirements.)																
1. Never	19.4	21.0	17.9	21.6	8.0	27.6	19.1	15.3	20.5	17.6	26.8	14.8	21.3	22.4	29.5	37.0
2. Rarely	33.8	33.7	33.9	32.8	30.8	39.3	35.4	32.7	26.1	33.1	36.0	28.0	40.4	42.0	39.0	41.7
3. Once or twice a month	15.0	15.1	14.8	13.8	20.8	13.1	15.6	16.6	11.7	15.4	13.3	15.0	16.4	13.0	14.0	10.5
4. About once a week or more	31.9	30.3	33.4	31.9	40.4	20.0	29.9	35.4	41.7	33.9	23.9	42.3	21.9	22.6	17.5	10.8
<i>Item 370 Subject G</i>	<i>N 13236</i>	<i>5993</i>	<i>6795</i>	<i>8664</i>	<i>1522</i>	<i>2676</i>	<i>3206</i>	<i>5488</i>	<i>1866</i>	<i>10410</i>	<i>2325</i>	<i>6931</i>	<i>2786</i>	<i>1179</i>	<i>1923</i>	<i>205</i>

DESCRIPTIVE RESULTS: 2007

23

QUESTIONNAIRE FORM 1-6 2007	TOTAL	SEX		RACE		REGION				COLLEGE PLANS?		ILLICIT DRUG USE: LIFETIME				
		M	F	White	Black	NE	NC	S	W	Yes	No	None	Mari- juana Only	Few Pills	More Pills	Any Her- oin
<i>N (Weighted No. of Cases):</i>	15132	6687	7528	9245	1738	2904	3304	5716	3208	11537	2472	7770	3164	1299	2161	227
<i>% of Weighted Total:</i>	100.0	44.2	49.7	61.1	11.5	19.2	21.8	37.8	21.2	76.2	16.3	51.3	20.9	8.6	14.3	1.5
C13C: How important is religion in your life? (NOTE: This question was omitted in the questionnaires administered in California, beginning in 1997, due to state requirements.)																
1. Not important	18.5	22.2	15.2	21.9	5.4	28.2	18.9	14.1	17.5	17.3	24.2	13.9	20.3	23.6	27.4	41.0
2. A little important	24.4	25.1	24.0	26.2	13.8	30.3	27.7	20.9	20.6	23.9	26.8	20.2	28.8	29.9	30.2	24.4
3. Pretty important	26.6	26.1	27.4	25.5	27.7	22.7	27.6	29.2	23.1	27.2	23.9	26.1	29.2	28.1	24.0	22.9
4. Very important	30.4	26.6	33.4	26.3	53.1	18.8	25.9	35.8	38.9	31.6	25.1	39.7	21.6	18.4	18.4	11.6
<i>Item 380 Subject G</i>	<i>N 13208</i>	<i>5981</i>	<i>6785</i>	<i>8651</i>	<i>1515</i>	<i>2666</i>	<i>3198</i>	<i>5480</i>	<i>1864</i>	<i>10399</i>	<i>2315</i>	<i>6918</i>	<i>2781</i>	<i>1181</i>	<i>1913</i>	<i>205</i>
C14: When are you most likely to graduate from high school?																
1. By this June	98.1	97.6	98.8	99.1	97.5	97.7	98.7	97.8	98.4	98.9	95.1	98.8	98.1	98.2	96.9	90.9
2. July to January	1.4	1.8	0.9	0.7	2.1	1.9	0.8	1.6	1.3	1.0	3.0	0.9	1.6	1.3	2.2	2.5
3. After next January	-	-	-	-	-	-	-	-	-	-	-	-	-	-	-	-
6. Don't expect to graduate	0.5	0.6	0.3	0.3	0.4	0.5	0.5	0.6	0.3	0.2	1.8	0.3	0.3	0.4	0.9	6.7
<i>Item 390 Subject B01</i>	<i>N 14427</i>	<i>6523</i>	<i>7418</i>	<i>9129</i>	<i>1678</i>	<i>2673</i>	<i>3201</i>	<i>5472</i>	<i>3082</i>	<i>11506</i>	<i>2458</i>	<i>7566</i>	<i>3064</i>	<i>1271</i>	<i>2083</i>	<i>221</i>
C15: Which of the following best describes your present high school program?																
1. Academic or college prep	51.2	48.2	54.1	53.9	51.5	55.3	52.1	49.9	48.8	57.8	21.8	55.1	50.2	51.4	41.6	34.7
2. General	32.2	33.8	30.9	32.2	27.5	24.5	33.8	31.9	37.8	29.8	43.0	29.7	32.7	31.9	40.5	38.6
3. Vocational, technical, or commercial	6.9	7.7	5.9	6.8	9.3	12.1	6.9	6.6	2.9	4.8	16.5	6.0	7.3	7.5	8.2	10.9
4. Other, or don't know	9.7	10.2	9.0	7.2	11.7	8.1	7.2	11.5	10.5	7.6	18.7	9.2	9.8	9.1	9.7	15.8
<i>Item 400 Subject B01</i>	<i>N 14329</i>	<i>6482</i>	<i>7368</i>	<i>9082</i>	<i>1665</i>	<i>2642</i>	<i>3174</i>	<i>5443</i>	<i>3070</i>	<i>11449</i>	<i>2440</i>	<i>7513</i>	<i>3040</i>	<i>1264</i>	<i>2075</i>	<i>220</i>
C16: Compared with others your age throughout the country, how do you rate yourself on school ability?																
1. Far below average	1.3	1.5	0.8	0.8	2.7	1.4	1.6	1.3	0.9	0.6	4.3	1.1	0.8	1.0	1.6	7.7
2. Below average	1.5	2.0	1.0	1.3	1.4	1.6	1.5	1.4	1.7	1.0	3.7	0.9	1.6	1.7	2.7	6.0
3. Slightly below average	4.3	5.0	3.6	4.3	3.6	4.4	4.4	4.3	4.1	3.1	8.6	2.7	5.3	5.3	7.2	9.0
4. Average	33.1	31.3	34.2	29.3	39.4	32.8	31.8	34.2	33.0	29.1	50.8	30.7	37.7	33.0	34.7	31.1
5. Slightly above average	24.5	23.2	25.9	25.4	22.9	24.4	25.3	23.6	25.2	26.1	18.0	25.0	23.7	25.7	24.7	17.8
6. Above average	28.2	28.2	28.9	31.3	23.3	28.8	28.5	27.2	29.1	32.1	11.3	31.6	25.4	27.4	23.0	17.1
7. Far above average	7.1	8.9	5.6	7.7	6.6	6.7	6.9	8.0	6.0	8.0	3.3	8.0	5.4	6.1	6.1	11.3
<i>Item 410 Subject B01</i>	<i>N 14305</i>	<i>6478</i>	<i>7348</i>	<i>9069</i>	<i>1669</i>	<i>2631</i>	<i>3178</i>	<i>5437</i>	<i>3059</i>	<i>11454</i>	<i>2448</i>	<i>7513</i>	<i>3027</i>	<i>1260</i>	<i>2066</i>	<i>221</i>
C17: How intelligent do you think you are compared with others your age?																
1. Far below average	1.1	1.2	0.7	0.6	2.5	1.3	1.1	1.1	0.6	0.5	3.3	0.9	0.9	0.6	1.0	7.4
2. Below average	1.3	1.4	1.1	1.2	0.8	1.1	1.4	1.5	1.2	0.9	3.0	0.7	1.7	1.8	2.0	5.2
3. Slightly below average	4.0	3.4	4.5	4.0	2.9	4.0	4.4	3.8	4.1	3.1	7.7	3.4	4.2	5.7	4.8	4.4
4. Average	30.4	25.6	34.2	27.9	33.6	29.5	30.2	31.0	30.3	27.1	44.7	28.6	34.3	30.6	29.7	28.7
5. Slightly above average	25.5	24.1	27.0	26.3	23.2	27.1	26.2	23.7	26.8	26.9	19.7	26.1	26.7	23.7	24.8	15.3
6. Above average	29.1	32.4	26.8	31.4	27.3	28.2	28.7	29.1	30.0	32.2	15.6	31.6	24.7	29.4	27.9	23.8
7. Far above average	8.6	11.9	5.7	8.6	9.7	8.9	8.0	9.8	7.0	9.2	6.0	8.6	7.5	8.2	9.8	15.2
<i>Item 420 Subject B01</i>	<i>N 14329</i>	<i>6482</i>	<i>7374</i>	<i>9087</i>	<i>1665</i>	<i>2645</i>	<i>3184</i>	<i>5441</i>	<i>3059</i>	<i>11484</i>	<i>2452</i>	<i>7521</i>	<i>3039</i>	<i>1265</i>	<i>2068</i>	<i>221</i>
C18: During the LAST FOUR WEEKS, how many whole days of school have you missed . . .																
C18A: Because of illness																
1. None	56.8	62.3	51.9	57.8	58.1	53.3	60.0	56.1	57.7	57.3	55.3	63.3	52.3	49.7	46.7	43.7
2. 1 day	18.2	17.2	19.2	19.3	13.6	19.7	17.5	18.4	17.5	18.6	16.8	16.9	19.2	21.7	19.4	20.5
3. 2 days	11.0	9.1	12.6	10.9	10.7	11.1	11.2	11.5	9.7	10.9	11.1	9.0	13.0	11.7	14.3	14.1
4. 3 days	6.6	5.6	7.6	5.7	8.5	7.7	5.4	6.4	7.3	6.2	7.8	5.2	7.2	8.0	9.3	8.3
5. 4 to 5 days	4.6	3.5	5.5	4.0	5.3	5.1	3.9	4.8	4.5	4.3	5.4	3.6	5.6	5.8	6.0	4.1
6. 6 to 10 days	1.7	1.4	1.9	1.5	1.9	1.6	1.3	1.8	1.8	1.6	1.8	1.3	1.5	1.8	2.4	4.0
7. 11 or more	1.1	0.9	1.2	0.8	2.0	1.5	0.7	1.0	1.4	1.0	1.8	0.7	1.1	1.2	1.9	5.4
<i>Item 430 Subject B06</i>	<i>N 14126</i>	<i>6399</i>	<i>7255</i>	<i>8952</i>	<i>1637</i>	<i>2602</i>	<i>3155</i>	<i>5360</i>	<i>3009</i>	<i>11326</i>	<i>2436</i>	<i>7414</i>	<i>2985</i>	<i>1257</i>	<i>2043</i>	<i>216</i>

MONITORING THE FUTURE

QUESTIONNAIRE FORM 1-6 2007	TOTAL	SEX		RACE		REGION				COLLEGE PLANS?		ILLICIT DRUG USE: LIFETIME				
		M	F	White	Black	NE	NC	S	W	Yes	No	None	Mari- juana Only	Few Pills	More Pills	Any Her- oin
<i>N (Weighted No. of Cases):</i>	15132	6687	7528	9245	1738	2904	3304	5716	3208	11537	2472	7770	3164	1299	2161	227
<i>% of Weighted Total:</i>	100.0	44.2	49.7	61.1	11.5	19.2	21.8	37.8	21.2	76.2	16.3	51.3	20.9	8.6	14.3	1.5
C18B: Because you skipped or "cut"																
1. None	68.4	67.4	69.6	68.9	72.6	67.7	72.5	67.9	65.5	70.0	61.9	79.4	61.9	58.0	48.9	36.8
2. 1 day	13.5	13.6	13.4	14.2	11.0	13.9	13.0	13.7	13.5	13.5	13.7	10.4	16.3	18.6	17.8	16.0
3. 2 days	7.0	7.0	6.9	6.9	6.9	7.5	5.7	7.2	7.6	6.5	8.6	4.5	8.4	9.6	11.3	12.1
4. 3 days	4.6	5.1	4.2	4.3	4.1	5.1	3.9	4.4	5.3	4.2	6.1	2.7	6.7	4.9	7.5	8.7
5. 4 to 5 days	3.4	3.6	3.1	3.1	2.8	3.2	2.4	3.8	3.7	3.0	5.1	1.8	3.6	4.5	7.0	10.1
6. 6 to 10 days	1.7	1.8	1.6	1.6	1.3	1.5	1.3	1.8	2.2	1.6	1.9	0.7	1.7	3.1	3.9	6.2
7. 11 or more	1.4	1.5	1.2	1.0	1.3	1.2	1.2	1.2	2.2	1.1	2.6	0.5	1.5	1.2	3.6	10.2
<i>Item 440 Subject B06</i>	<i>N 13912</i>	<i>6317</i>	<i>7133</i>	<i>8828</i>	<i>1611</i>	<i>2559</i>	<i>3100</i>	<i>5274</i>	<i>2979</i>	<i>11167</i>	<i>2390</i>	<i>7300</i>	<i>2944</i>	<i>1227</i>	<i>2018</i>	<i>214</i>
C18C: For other reasons																
1. None	54.7	58.9	51.0	55.5	52.8	54.1	57.4	54.9	51.9	53.9	57.7	57.8	52.7	52.9	49.0	46.1
2. 1 day	20.6	18.5	22.4	21.1	19.2	20.3	21.2	20.8	19.9	21.1	18.7	20.5	20.3	22.8	20.1	20.5
3. 2 days	10.9	9.9	11.9	10.7	11.0	11.3	10.3	11.3	10.6	11.3	9.2	10.1	11.9	11.1	12.9	8.9
4. 3 days	6.0	5.4	6.6	5.6	7.0	6.1	5.1	5.6	7.5	6.0	6.2	5.2	6.4	6.3	7.1	9.7
5. 4 to 5 days	4.7	4.6	5.0	4.7	6.0	4.7	4.2	4.3	6.0	4.6	5.3	4.0	5.4	4.4	6.5	5.3
6. 6 to 10 days	1.7	1.6	1.7	1.5	1.6	1.8	0.9	1.8	2.3	1.8	1.2	1.7	1.3	1.5	2.2	3.1
7. 11 or more	1.4	1.2	1.4	0.9	2.3	1.7	0.9	1.2	1.9	1.2	1.7	0.7	1.9	1.0	2.2	6.5
<i>Item 450 Subject B06</i>	<i>N 14023</i>	<i>6340</i>	<i>7215</i>	<i>8883</i>	<i>1623</i>	<i>2575</i>	<i>3131</i>	<i>5309</i>	<i>3008</i>	<i>11263</i>	<i>2404</i>	<i>7377</i>	<i>2960</i>	<i>1229</i>	<i>2023</i>	<i>216</i>
C19: During the last four weeks, how often have you gone to school, but skipped a class when you weren't supposed to?																
1. Not at all	65.3	62.6	67.7	67.9	63.0	64.9	72.8	67.9	53.2	65.8	63.4	74.9	57.3	56.3	49.9	42.4
2. 1 or 2 times	20.7	21.8	19.9	19.6	22.4	20.6	17.2	19.7	25.9	21.0	18.9	16.9	25.0	25.5	25.5	21.2
3. 3-5 times	8.5	8.9	8.1	7.6	9.9	8.6	6.4	7.4	12.5	8.1	10.0	5.5	11.3	10.5	13.5	16.3
4. 6-10 times	3.4	4.0	2.9	3.2	2.2	3.3	2.0	3.0	5.7	3.3	3.9	1.7	3.7	5.1	7.2	9.0
5. 11-20 times	1.1	1.2	0.9	0.9	1.3	1.1	0.9	1.0	1.5	1.0	1.5	0.5	1.6	1.2	2.3	4.3
6. More than 20 times	1.0	1.4	0.6	0.7	1.2	1.4	0.7	1.0	1.1	0.8	2.2	0.5	1.1	1.4	1.6	6.9
<i>Item 460 Subject B06</i>	<i>N 14319</i>	<i>6462</i>	<i>7376</i>	<i>9071</i>	<i>1668</i>	<i>2641</i>	<i>3176</i>	<i>5439</i>	<i>3063</i>	<i>11503</i>	<i>2460</i>	<i>7524</i>	<i>3021</i>	<i>1264</i>	<i>2066</i>	<i>223</i>
C20: Which of the following best describes your average grade so far in high school?																
9. A (93-100)	16.7	13.8	19.4	19.9	10.1	15.7	17.4	16.0	17.9	18.9	7.3	22.2	10.2	13.2	9.6	6.1
8. A- (90-92)	17.6	15.1	20.1	19.7	10.5	18.4	18.0	17.2	17.1	19.5	9.5	19.9	15.8	17.2	13.5	9.6
7. B+ (87-89)	18.5	17.4	19.3	18.0	22.1	20.4	16.3	20.5	15.4	19.7	14.0	18.4	20.5	16.6	17.2	15.8
6. B (83-86)	17.6	19.1	16.4	17.1	15.2	17.1	18.2	17.0	18.4	17.7	16.1	16.6	19.2	19.2	17.6	15.5
5. B- (80-82)	12.2	13.1	11.1	10.8	15.5	11.8	11.7	12.3	12.7	10.9	17.9	10.4	13.1	13.2	15.1	19.4
4. C+ (77-79)	8.7	10.1	7.3	7.0	13.6	7.5	8.0	9.6	8.6	7.0	15.6	6.6	10.0	10.6	12.3	13.7
3. C (73-76)	5.3	6.5	4.2	4.6	7.2	4.8	6.0	4.7	6.3	4.1	10.6	3.7	6.9	5.6	8.3	11.5
2. C- (70-72)	2.5	3.3	1.7	2.0	4.7	3.0	3.2	2.2	1.8	1.6	6.0	1.6	3.0	3.2	4.2	4.3
1. D (69 or below)	1.1	1.7	0.5	0.9	1.0	1.3	1.2	0.5	1.6	0.6	3.2	0.6	1.3	1.1	2.1	4.1
<i>Item 470 Subject B01</i>	<i>N 14284</i>	<i>6447</i>	<i>7353</i>	<i>9046</i>	<i>1662</i>	<i>2645</i>	<i>3171</i>	<i>5423</i>	<i>3045</i>	<i>11473</i>	<i>2453</i>	<i>7501</i>	<i>3018</i>	<i>1261</i>	<i>2057</i>	<i>222</i>
C21: How likely is it that you will do each of the following things after high school?																
C21A: Attend a technical or vocational school																
1. Definitely won't	53.0	47.8	57.8	54.5	52.1	64.9	53.9	50.9	45.7	58.1	30.7	54.2	55.3	49.1	49.0	43.3
2. Probably won't	24.5	26.0	23.3	24.8	21.8	19.1	24.7	23.9	29.9	25.2	21.8	25.1	23.3	24.4	24.3	22.5
3. Probably will	14.1	17.0	11.1	12.3	16.2	9.8	13.1	16.0	15.3	10.7	28.9	13.2	12.2	16.2	17.4	24.8
4. Definitely will	8.4	9.1	7.8	8.3	9.8	6.2	8.3	9.2	9.1	6.1	18.6	7.5	9.1	10.4	9.3	9.4
<i>Item 480 Subject B09, C03</i>	<i>N 13735</i>	<i>6160</i>	<i>7115</i>	<i>8739</i>	<i>1573</i>	<i>2495</i>	<i>3076</i>	<i>5200</i>	<i>2964</i>	<i>11189</i>	<i>2455</i>	<i>7234</i>	<i>2892</i>	<i>1219</i>	<i>1967</i>	<i>216</i>
C21B: Serve in the armed forces																
1. Definitely won't	72.6	60.9	83.2	72.1	77.1	76.3	72.3	71.2	72.0	74.1	65.8	74.6	72.8	71.8	68.2	56.5
2. Probably won't	17.8	25.0	11.3	19.4	12.2	15.6	18.4	17.3	19.8	17.8	18.1	17.3	16.7	19.1	19.5	22.5
3. Probably will	5.7	7.7	3.7	4.8	7.1	5.1	4.9	6.4	5.6	4.9	9.2	4.6	6.3	4.9	7.5	13.1
4. Definitely will	4.0	6.3	1.8	3.8	3.6	3.0	4.3	5.1	2.6	3.2	7.0	3.4	4.1	4.2	4.9	7.9
<i>Item 490 Subject B09, L01</i>	<i>N 13572</i>	<i>6091</i>	<i>7042</i>	<i>8681</i>	<i>1505</i>	<i>2459</i>	<i>3040</i>	<i>5122</i>	<i>2951</i>	<i>11113</i>	<i>2383</i>	<i>7171</i>	<i>2855</i>	<i>1210</i>	<i>1944</i>	<i>206</i>

DESCRIPTIVE RESULTS: 2007

25

QUESTIONNAIRE FORM 1-6 2007	TOTAL	SEX		RACE		REGION				COLLEGE PLANS?		ILLICIT DRUG USE: LIFETIME				
		M	F	White	Black	NE	NC	S	W	Yes	No	None	Mari- juana Only	Few Pills	More Pills	Any Her- oin
<i>N (Weighted No. of Cases):</i>	15132	6687	7528	9245	1738	2904	3304	5716	3208	11537	2472	7770	3164	1299	2161	227
<i>% of Weighted Total:</i>	100.0	44.2	49.7	61.1	11.5	19.2	21.8	37.8	21.2	76.2	16.3	51.3	20.9	8.6	14.3	1.5
C21C: Graduate from a two-year college program																
1. Definitely won't	37.4	35.6	39.3	39.6	36.5	48.5	39.0	36.8	27.5	41.0	22.3	40.0	36.9	35.2	32.0	27.7
2. Probably won't	19.1	21.4	17.1	19.8	18.1	17.0	20.9	19.5	18.3	19.3	18.8	19.5	19.1	17.6	18.6	18.5
3. Probably will	22.6	24.3	21.0	19.7	24.4	17.2	20.3	24.1	26.8	19.6	36.0	20.7	22.6	25.6	26.4	29.2
4. Definitely will	20.9	18.7	22.6	20.9	21.1	17.3	19.8	19.6	27.3	20.1	22.9	19.9	21.4	21.5	23.0	24.6
<i>Item 500 Subject B09</i>	<i>N 13690</i>	<i>6121</i>	<i>7117</i>	<i>8714</i>	<i>1577</i>	<i>2488</i>	<i>3062</i>	<i>5187</i>	<i>2954</i>	<i>11125</i>	<i>2442</i>	<i>7206</i>	<i>2897</i>	<i>1212</i>	<i>1960</i>	<i>215</i>
C21D: Graduate from college (four-year program)																
1. Definitely won't	8.2	10.3	6.0	8.2	9.1	8.3	8.6	9.3	5.7	-	46.3	6.6	8.3	8.6	11.7	18.4
2. Probably won't	9.5	11.3	7.8	9.6	8.3	7.8	9.0	10.0	10.6	-	53.7	8.0	8.9	10.5	13.7	17.5
3. Probably will	22.3	24.5	19.9	20.6	22.2	17.4	21.7	23.1	25.7	27.1	-	19.9	23.9	25.9	25.8	23.2
4. Definitely will	60.1	53.9	66.3	61.7	60.4	66.5	60.8	57.7	58.1	72.9	-	65.5	59.0	55.1	48.7	40.9
<i>Item 510 Subject B09</i>	<i>N 14009</i>	<i>6293</i>	<i>7250</i>	<i>8926</i>	<i>1608</i>	<i>2558</i>	<i>3126</i>	<i>5300</i>	<i>3024</i>	<i>11537</i>	<i>2472</i>	<i>7378</i>	<i>2958</i>	<i>1244</i>	<i>1997</i>	<i>220</i>
C21E: Attend graduate or professional school after college																
1. Definitely won't	16.8	19.9	13.9	17.2	17.5	16.5	16.5	19.0	13.4	9.4	50.4	14.3	17.9	15.4	22.6	29.4
2. Probably won't	27.8	30.0	25.9	31.0	20.7	21.7	31.1	27.6	29.7	26.0	36.3	26.5	27.3	30.6	31.9	32.3
3. Probably will	32.8	31.3	34.4	32.7	32.5	34.7	32.1	32.3	32.9	38.2	8.8	34.2	32.7	34.3	28.3	20.6
4. Definitely will	22.6	18.7	25.7	19.2	29.3	27.1	20.3	21.1	24.1	26.3	4.6	25.0	22.2	19.7	17.2	17.7
<i>Item 520 Subject B09</i>	<i>N 13783</i>	<i>6170</i>	<i>7151</i>	<i>8767</i>	<i>1578</i>	<i>2508</i>	<i>3073</i>	<i>5229</i>	<i>2973</i>	<i>11236</i>	<i>2451</i>	<i>7266</i>	<i>2910</i>	<i>1215</i>	<i>1972</i>	<i>217</i>
C22: Suppose you could do just what you'd like and nothing stood in your way. How many of the following things would you WANT to do? (Mark ALL that apply)																
A. Attend a technical or vocational school	16.3	19.6	13.0	16.0	16.7	12.5	15.0	17.9	17.9	11.4	39.3	15.1	14.7	20.5	19.9	17.9
B. Serve in the armed forces	11.5	16.5	6.9	11.7	8.3	9.6	12.2	12.7	10.4	10.4	16.6	10.4	10.8	12.1	16.2	16.0
C. Graduate from a two-year college program	27.5	26.2	28.7	27.0	26.5	21.4	26.3	26.6	35.6	23.8	44.4	26.6	26.1	29.1	31.9	25.0
D. Graduate from college (four-year program)	80.6	76.2	85.5	81.5	79.4	80.5	80.1	79.2	83.9	90.9	36.7	83.5	80.2	81.1	75.2	60.9
E. Attend graduate or professional school after college	55.8	50.0	61.2	55.5	52.7	59.0	56.1	52.5	58.6	63.2	23.0	58.9	54.2	54.9	51.0	41.9
F. None of the above	4.9	6.7	3.2	5.0	4.6	5.8	5.0	4.9	4.1	2.8	13.9	3.8	5.6	4.7	6.4	13.5
<i>Item 530-580 Subject B09, C03, L01</i>	<i>N 14078</i>	<i>6327</i>	<i>7279</i>	<i>8960</i>	<i>1624</i>	<i>2580</i>	<i>3134</i>	<i>5347</i>	<i>3017</i>	<i>11411</i>	<i>2435</i>	<i>7399</i>	<i>2979</i>	<i>1248</i>	<i>2023</i>	<i>219</i>
C23: On the average over the school year, how many hours per week do you work in a paid or unpaid job?																
1. None	29.0	29.9	27.8	25.2	37.3	29.8	24.6	30.9	29.4	29.1	27.9	31.5	27.7	26.2	23.4	26.4
2. 5 or less hours	9.6	9.4	10.0	10.4	6.9	9.1	10.9	8.3	11.1	10.4	6.5	11.3	7.8	8.2	7.7	4.1
3. 6 to 10 hours	9.9	9.5	10.2	11.0	8.5	9.4	10.9	8.1	12.5	10.3	7.7	10.7	9.4	9.1	8.4	8.0
4. 11 to 15 hours	10.3	10.3	10.5	12.3	5.8	12.3	12.9	8.1	9.7	10.9	7.9	10.1	11.2	11.7	9.5	6.1
5. 16 to 20 hours	14.1	13.2	14.9	15.2	10.9	15.8	15.3	12.9	13.3	14.3	12.9	13.3	14.8	14.8	14.9	17.5
6. 21 to 25 hours	10.6	10.7	10.6	10.8	11.7	10.4	10.8	11.3	9.6	10.2	12.4	9.1	11.4	12.1	14.2	13.9
7. 26 to 30 hours	8.1	7.6	8.6	7.7	9.3	7.2	7.2	9.4	7.5	7.6	10.0	6.9	8.6	9.5	10.4	9.8
8. More than 30 hours	8.4	9.4	7.5	7.6	9.6	6.1	7.4	11.1	6.9	7.1	14.5	7.0	9.1	8.4	11.5	14.3
<i>Item 590 Subject B02, C01</i>	<i>N 14128</i>	<i>6353</i>	<i>7295</i>	<i>8986</i>	<i>1627</i>	<i>2591</i>	<i>3146</i>	<i>5361</i>	<i>3030</i>	<i>11433</i>	<i>2447</i>	<i>7427</i>	<i>2986</i>	<i>1251</i>	<i>2032</i>	<i>220</i>
C24: During an average week, how much money do you get from . . .																
C24A: A job or other work																
1. None	32.8	32.8	32.6	29.3	37.6	32.7	28.4	34.2	35.1	33.5	30.2	36.3	30.1	28.6	27.1	29.7
2. \$1-5	0.8	0.7	0.8	0.8	1.0	0.7	0.8	0.9	0.7	0.7	1.1	0.7	0.7	1.1	0.9	0.2
3. \$6-10	3.8	3.3	4.2	3.6	4.4	3.9	3.9	3.3	4.4	3.6	4.5	3.9	3.6	3.9	2.9	4.6
4. \$11-20	2.4	2.4	2.4	2.7	2.1	1.8	3.2	2.0	2.8	2.4	2.4	2.7	1.9	2.0	2.2	1.6
5. \$21-35	3.8	3.5	4.0	4.3	3.1	3.3	5.2	2.6	4.7	4.1	2.5	4.7	3.2	2.2	2.8	1.9
6. \$36-50	5.1	4.4	5.7	5.8	3.9	4.7	6.5	4.3	5.2	5.7	2.5	5.5	4.8	4.8	3.8	7.6
7. \$51-75	8.4	7.4	9.4	9.6	6.3	7.7	10.6	7.4	8.4	8.7	7.0	7.9	9.3	10.6	7.6	5.7
8. \$76-125	19.4	18.5	20.5	21.3	16.0	22.2	20.0	18.8	17.6	19.6	18.6	18.4	19.9	22.7	21.8	14.7
9. \$126+	23.6	27.1	20.4	22.5	25.5	22.9	21.5	26.5	21.1	21.7	31.3	19.9	26.4	24.1	30.9	33.9
<i>Item 600 Subject C02</i>	<i>N 13912</i>	<i>6267</i>	<i>7180</i>	<i>8882</i>	<i>1597</i>	<i>2538</i>	<i>3115</i>	<i>5277</i>	<i>2982</i>	<i>11271</i>	<i>2418</i>	<i>7305</i>	<i>2949</i>	<i>1225</i>	<i>2007</i>	<i>218</i>

MONITORING THE FUTURE

QUESTIONNAIRE FORM 1-6 2007	TOTAL	SEX		RACE		REGION				COLLEGE PLANS?		ILLICIT DRUG USE: LIFETIME				
		M	F	White	Black	NE	NC	S	W	Yes	No	None	Mari- juana Only	Few Pills	More Pills	Any Her- oin
<i>N (Weighted No. of Cases):</i>	15132	6687	7528	9245	1738	2904	3304	5716	3208	11537	2472	7770	3164	1299	2161	227
<i>% of Weighted Total:</i>	100.0	44.2	49.7	61.1	11.5	19.2	21.8	37.8	21.2	76.2	16.3	51.3	20.9	8.6	14.3	1.5
C24B: Other sources (allowances, etc.)																
1. None	40.3	40.0	40.6	42.6	33.0	43.2	41.3	39.8	37.7	39.1	46.2	42.5	38.8	40.7	35.7	33.4
2. \$1-5	5.4	4.9	5.9	5.6	4.4	5.1	6.5	4.3	6.2	5.6	4.4	6.2	4.1	4.8	4.3	6.6
3. \$6-10	8.7	8.8	8.5	9.3	6.8	9.2	9.7	7.2	9.8	8.9	7.6	9.5	7.7	9.5	6.4	9.5
4. \$11-20	16.9	16.3	17.5	16.9	15.4	15.3	17.4	16.1	19.1	17.6	13.7	16.8	17.5	16.6	16.9	13.7
5. \$21-35	10.8	11.0	10.5	10.5	11.1	10.5	11.0	11.2	10.0	10.9	10.1	9.7	11.5	10.8	13.7	12.2
6. \$36-50	7.3	7.7	7.1	6.5	10.1	6.3	6.3	8.2	7.5	7.5	6.3	6.6	8.3	6.8	8.5	5.2
7. \$51-75	3.5	3.3	3.6	3.1	5.3	3.5	2.9	3.8	3.5	3.6	2.8	3.0	3.7	3.8	4.8	3.5
8. \$76-125	2.8	2.6	2.9	2.1	5.5	2.3	1.8	3.9	2.3	2.8	2.6	2.2	3.5	3.3	3.2	5.7
9. \$126+	4.4	5.4	3.4	3.3	8.5	4.6	3.1	5.5	3.8	4.0	6.3	3.5	4.9	3.9	6.6	10.2
<i>Item 610 Subject C02</i>	<i>N 13593</i>	<i>6110</i>	<i>7040</i>	<i>8681</i>	<i>1548</i>	<i>2461</i>	<i>3050</i>	<i>5160</i>	<i>2922</i>	<i>11036</i>	<i>2352</i>	<i>7132</i>	<i>2867</i>	<i>1219</i>	<i>1963</i>	<i>215</i>
C25: During a typical week, on how many evenings do you go out for fun and recreation?																
1. Less than one	11.2	9.6	12.2	8.8	17.0	10.6	9.4	12.7	10.9	10.2	15.7	13.3	9.0	8.9	7.6	9.9
2. One	14.9	13.1	16.4	13.9	16.4	12.5	13.4	16.5	15.5	15.0	14.0	18.1	11.2	13.6	10.1	9.6
3. Two	27.4	25.9	29.2	27.7	26.6	26.4	27.1	27.7	28.2	28.2	24.1	29.8	28.1	26.5	20.4	14.4
4. Three	22.9	23.5	22.2	23.7	22.3	21.5	24.9	22.4	23.0	23.5	20.3	21.1	24.3	26.2	25.3	20.4
5. Four or five	16.0	18.1	14.3	18.0	10.7	18.6	17.9	13.5	16.5	16.5	14.9	12.9	18.6	16.9	23.3	18.1
6. Six or seven	7.6	9.8	5.6	7.9	7.0	10.4	7.3	7.2	6.0	6.7	11.1	4.7	8.7	8.0	13.4	27.5
<i>Item 620 Subject C07, M01</i>	<i>N 14073</i>	<i>6336</i>	<i>7268</i>	<i>8964</i>	<i>1612</i>	<i>2573</i>	<i>3140</i>	<i>5341</i>	<i>3019</i>	<i>11398</i>	<i>2439</i>	<i>7394</i>	<i>2982</i>	<i>1248</i>	<i>2022</i>	<i>220</i>
C26: On the average, how often do you go out with a date (or your spouse, if you are married)?																
1. Never	27.3	27.2	27.3	24.8	31.7	28.8	26.2	26.7	28.2	26.7	29.1	31.9	22.7	21.0	21.3	20.6
2. Once a month or less	18.5	18.8	18.6	18.9	19.0	16.4	18.1	18.0	21.7	19.1	16.8	19.0	18.1	19.4	17.8	13.8
3. 2 or 3 times a month	15.3	15.6	15.0	15.7	17.0	15.1	15.8	15.5	14.4	15.6	14.0	14.5	15.9	17.7	16.1	10.6
4. Once a week	14.8	14.8	14.7	15.1	15.4	13.4	15.3	15.5	14.1	14.6	15.3	14.2	15.3	14.1	16.4	16.9
5. 2 or 3 times a week	15.6	15.4	15.9	16.8	10.4	17.1	16.0	16.1	13.0	15.8	14.3	14.1	17.3	16.9	17.1	20.4
6. Over 3 times a week	8.6	8.3	8.6	8.7	6.6	9.2	8.5	8.3	8.6	8.1	10.6	6.4	10.7	10.8	11.3	17.7
<i>Item 630 Subject C07, M01</i>	<i>N 13982</i>	<i>6277</i>	<i>7240</i>	<i>8922</i>	<i>1601</i>	<i>2549</i>	<i>3128</i>	<i>5309</i>	<i>2996</i>	<i>11284</i>	<i>2409</i>	<i>7358</i>	<i>2945</i>	<i>1245</i>	<i>2009</i>	<i>218</i>
C27: During an average week, how much do you usually drive a car, truck, or motorcycle?																
1. Not at all	20.3	16.5	23.3	12.3	37.4	31.4	13.6	18.3	21.2	19.4	23.4	21.6	20.2	18.7	16.3	15.6
2. 1 to 10 miles	8.7	7.4	9.5	6.3	13.9	11.0	7.5	8.4	8.5	8.5	9.4	9.4	7.6	9.5	6.3	9.0
3. 11 to 50 miles	24.3	22.7	25.9	26.4	19.7	22.3	27.7	22.3	25.9	25.6	18.4	26.1	24.1	23.0	19.9	24.3
4. 51 to 100 miles	21.3	21.9	20.7	24.9	11.6	17.8	24.2	20.8	21.9	21.5	20.6	20.3	22.3	22.0	23.7	17.3
5. 100 to 200 miles	15.5	18.5	13.2	18.7	9.9	10.8	17.4	17.3	14.5	15.8	14.2	14.9	15.0	15.6	18.6	16.8
6. More than 200 miles	10.0	13.0	7.4	11.4	7.6	6.7	9.6	12.8	8.1	9.2	13.9	7.7	10.8	11.2	15.1	16.9
<i>Item 640 Subject F07</i>	<i>N 14089</i>	<i>6340</i>	<i>7276</i>	<i>8990</i>	<i>1613</i>	<i>2567</i>	<i>3156</i>	<i>5345</i>	<i>3020</i>	<i>11375</i>	<i>2424</i>	<i>7413</i>	<i>2973</i>	<i>1250</i>	<i>2022</i>	<i>219</i>
C28: Within the LAST 12 MONTHS how many times, if any, have you received a ticket (OR been stopped and warned) for moving violations, such as speeding, running a stop light, or improper passing?																
0. None—GO TO Q.C30	74.7	70.5	78.6	71.1	84.8	80.6	71.0	73.2	76.3	75.5	71.6	81.1	71.9	67.4	62.1	54.0
1. Once	15.7	16.9	14.7	18.1	8.8	12.0	18.3	15.9	15.5	15.8	14.7	12.8	18.2	19.7	20.5	15.7
2. Twice	5.9	7.6	4.4	6.6	4.3	4.0	6.6	6.8	5.4	5.6	7.7	4.1	6.5	7.6	9.6	14.3
3. Three times	2.2	3.1	1.3	2.6	1.5	1.8	2.4	2.5	1.7	1.9	3.5	1.3	2.1	3.3	4.1	10.3
4. Four or more times	1.5	1.9	1.0	1.5	0.6	1.5	1.7	1.5	1.1	1.3	2.6	0.8	1.3	1.9	3.6	5.7
<i>Item 650 Subject F07, S02</i>	<i>N 13868</i>	<i>6224</i>	<i>7187</i>	<i>8888</i>	<i>1569</i>	<i>2518</i>	<i>3114</i>	<i>5267</i>	<i>2969</i>	<i>11235</i>	<i>2353</i>	<i>7360</i>	<i>2922</i>	<i>1236</i>	<i>1971</i>	<i>205</i>
C29: How many of these tickets or warnings occurred after you were . . .																
C29A: Drinking alcoholic beverages?																
0. None	94.4	93.5	96.1	94.4	97.4	93.4	93.2	94.9	95.5	95.2	91.5	98.5	96.0	93.7	88.0	73.9
1. One	4.5	5.0	3.5	4.9	0.8	4.4	5.7	4.1	3.5	4.1	6.2	1.4	3.5	5.0	9.4	16.9
2. Two	0.6	0.9	0.4	0.6	0.5	1.5	0.7	0.4	0.4	0.5	1.0	0.1	0.4	0.8	1.4	5.7
3. Three	0.2	0.3	-	0.1	-	-	*	0.4	0.3	0.2	0.3	-	-	0.3	0.7	0.9
4. Four or more	0.3	0.3	*	*	1.3	0.6	0.3	0.1	0.2	0.1	0.9	-	0.1	0.2	0.6	2.5
<i>Item 660 Subject A07a, S02</i>	<i>N† 3464</i>	<i>1810</i>	<i>1536</i>	<i>2541</i>	<i>228</i>	<i>476</i>	<i>894</i>	<i>1403</i>	<i>692</i>	<i>2724</i>	<i>660</i>	<i>1395</i>	<i>817</i>	<i>398</i>	<i>738</i>	<i>86</i>

* = less than .05 percent. † = excludes respondents for whom question was inappropriate.

DESCRIPTIVE RESULTS: 2007

27

QUESTIONNAIRE FORM 1-6 2007	TOTAL	SEX		RACE		REGION				COLLEGE PLANS?		ILLCIT DRUG USE: LIFETIME				
		M	F	White	Black	NE	NC	S	W	Yes	No	None	Mari- juana Only	Few Pills	More Pills	Any Her- oin
<i>N (Weighted No. of Cases):</i>	15132	6687	7528	9245	1738	2904	3304	5716	3208	11537	2472	7770	3164	1299	2161	227
<i>% of Weighted Total:</i>	100.0	44.2	49.7	61.1	11.5	19.2	21.8	37.8	21.2	76.2	16.3	51.3	20.9	8.6	14.3	1.5
C29B: Smoking marijuana or hashish?																
0. None	95.5	94.0	97.6	95.9	94.7	91.5	95.4	97.0	95.3	96.6	91.5	100.0	97.2	95.5	88.9	66.8
1. One	3.2	4.1	2.0	3.2	2.8	5.6	3.4	2.2	3.4	2.7	5.0	-	2.3	3.6	7.4	24.3
2. Two	0.9	1.4	0.2	0.8	1.2	1.5	0.7	0.6	1.1	0.5	2.0	-	0.4	0.8	2.5	3.7
3. Three	0.2	0.2	0.2	0.2	0.2	0.9	0.3	0.1	-	0.1	0.6	-	-	0.1	0.6	3.3
4. Four or more	0.2	0.2	*	*	1.0	0.5	0.3	0.1	0.2	0.1	0.8	-	0.1	-	0.6	1.9
<i>Item 670 Subject A07a, S02</i>	<i>N†</i> 3463	1809	1533	2539	231	475	893	1402	692	2724	661	1396	818	396	733	88
C29C: Using other illegal drugs?																
0. None	98.2	97.7	99.3	98.5	98.6	96.6	98.8	98.5	97.9	98.8	96.0	100.0	100.0	99.2	94.7	78.4
1. Once	1.1	1.4	0.6	1.1	0.6	1.5	1.0	0.8	1.5	0.9	2.0	-	-	-	3.8	10.5
2. Two	0.4	0.6	*	0.3	-	0.6	0.1	0.5	0.4	0.2	1.0	-	-	0.4	1.0	4.1
3. Three	0.1	0.1	-	0.1	-	0.5	-	0.1	-	*	0.3	-	-	-	0.1	4.2
4. Four or more	0.2	0.2	0.1	*	0.9	0.8	0.1	0.1	0.2	0.1	0.8	-	-	0.4	0.4	2.7
<i>Item 680 Subject A07a, S02</i>	<i>N†</i> 3458	1808	1530	2534	229	474	889	1404	691	2719	657	1394	817	396	736	86
C30: We are interested in any accidents which occurred while you were driving a car, truck, or motorcycle. ("Accidents" means a collision involving property damage or personal injury—not bumps or scratches in parking lots.)																
During the LAST 12 MONTHS, how many accidents have you had while you were driving (whether or not you were responsible)?																
0. None—GO TO Q.C32	79.9	79.7	80.0	76.6	88.1	82.2	77.4	79.7	80.6	79.8	79.6	83.7	78.1	76.1	72.2	66.2
1. One	15.5	16.0	15.3	17.9	9.5	13.1	18.0	15.6	14.7	15.7	14.8	13.4	17.0	18.2	19.3	20.4
2. Two	3.6	3.5	3.6	4.3	1.9	3.5	3.6	3.6	3.6	3.4	4.2	2.4	3.9	4.3	6.2	8.2
3. Three	0.8	0.6	0.8	0.8	0.4	0.8	0.8	0.7	0.7	0.7	0.8	0.4	0.8	0.8	1.7	1.8
4. Four or more	0.3	0.3	0.3	0.3	0.1	0.4	0.2	0.4	0.3	0.3	0.5	0.1	0.3	0.6	0.7	3.5
<i>Item 690 Subject F07, S02</i>	<i>N</i> 13775	6181	7138	8858	1539	2492	3106	5234	2943	11172	2324	7294	2896	1224	1976	209
C31: How many of these accidents occurred after you were . . .																
C31A: Drinking alcoholic beverages?																
0. None	96.0	94.7	97.9	96.5	97.2	96.3	96.0	95.2	97.2	96.9	92.5	99.7	96.4	97.1	89.6	74.8
1. One	2.9	3.7	1.8	2.6	2.4	2.9	3.2	3.1	2.1	2.3	5.7	0.3	2.7	2.1	7.8	13.6
2. Two	0.7	1.1	0.2	0.6	-	0.6	0.4	1.0	0.4	0.6	0.7	-	0.7	0.4	1.6	6.4
3. Three	0.1	0.1	0.1	0.1	-	-	0.1	0.2	-	0.1	0.2	-	-	-	0.3	1.2
4. Four or more	0.3	0.3	0.1	0.1	0.4	0.2	0.2	0.5	0.3	0.2	0.9	-	0.1	0.4	0.8	4.1
<i>Item 700 Subject A07a, S02</i>	<i>N†</i> 2765	1245	1429	2058	191	433	702	1065	566	2235	480	1202	633	292	547	64
C31B: Smoking marijuana or hashish?																
0. None	97.1	96.0	98.3	97.3	98.2	96.8	96.7	97.5	97.2	97.7	95.1	100.0	98.2	99.6	90.6	75.9
1. One	2.2	3.1	1.5	2.2	1.6	2.0	3.0	1.7	2.4	1.8	3.8	-	1.5	0.4	7.6	14.1
2. Two	0.3	0.5	0.1	0.3	0.2	1.0	0.1	0.3	0.1	0.2	0.6	-	0.2	-	1.0	3.3
3. Three	0.1	0.1	-	0.1	-	*	-	0.1	-	0.1	-	-	-	-	*	2.5
4. Four or more	0.3	0.3	-	0.1	-	0.2	0.1	0.4	0.3	0.2	0.5	-	0.1	-	0.8	4.1
<i>Item 710 Subject A07a, S02</i>	<i>N†</i> 2757	1240	1427	2055	187	429	698	1061	569	2233	477	1199	629	291	548	63
C31C: Using other illegal drugs?																
0. None	98.9	98.8	99.4	99.1	100.0	98.7	99.1	98.7	99.3	99.1	97.9	100.0	100.0	100.0	96.4	82.2
1. One	0.5	0.4	0.5	0.6	-	0.6	0.7	0.5	0.3	0.4	0.9	-	-	-	1.8	7.7
2. Two	0.3	0.5	*	0.2	-	0.5	0.1	0.3	0.1	0.2	0.6	-	-	-	0.9	3.4
3. Three	*	0.1	-	*	-	*	-	0.1	-	*	-	-	-	-	*	1.3
4. Four or more	0.3	0.2	0.1	0.1	-	0.2	0.1	0.4	0.3	0.2	0.7	-	-	-	0.8	5.4
<i>Item 720 Subject A07a, S02</i>	<i>N†</i> 2746	1238	1420	2048	184	429	698	1053	566	2227	471	1195	629	292	542	62
C32: (FORMS 1 AND 5 ONLY) If you have not entered military service, and do not expect to enter, GO TO PART D.																

*=less than .05 percent. †=excludes respondents for whom question was inappropriate.

MONITORING THE FUTURE

QUESTIONNAIRE FORM 1-6 2007	TOTAL	SEX		RACE		REGION				COLLEGE PLANS?		ILLICIT DRUG USE: LIFETIME					
		M	F	White	Black	NE	NC	S	W	Yes	No	None	Mari- juana Only	Few Pills	More Pills	Any Her- oin	
<i>N (Weighted No. of Cases):</i>	15132	6687	7528	9245	1738	2904	3304	5716	3208	11537	2472	7770	3164	1299	2161	227	
<i>% of Weighted Total:</i>	100.0	44.2	49.7	61.1	11.5	19.2	21.8	37.8	21.2	76.2	16.3	51.3	20.9	8.6	14.3	1.5	
What is, or will be, your branch of service?																	
1. Army	21.6	19.6	26.1	23.7	18.4	20.4	31.1	20.8	15.3	24.3	15.4	22.4	22.5	25.6	19.7	17.5	
2. Navy	16.1	15.5	17.2	13.4	22.6	12.9	11.2	15.2	26.0	15.4	18.8	19.0	13.2	12.1	13.0	15.6	
3. Marine Corps	20.6	25.1	10.3	23.5	6.5	28.1	18.8	19.3	18.6	17.3	28.7	16.5	18.5	26.0	34.2	21.8	
4. Air Force	20.4	16.5	29.7	21.8	24.2	13.6	26.8	19.9	21.2	24.9	9.2	22.4	20.5	14.6	19.3	12.0	
5. Coast Guard	5.8	7.1	2.9	6.1	3.0	3.4	2.9	7.8	5.8	4.3	9.1	4.3	6.6	9.3	5.2	9.8	
6. Uncertain	15.6	16.3	13.9	11.5	25.4	21.7	9.2	17.0	13.0	13.8	18.8	15.4	18.8	12.4	8.6	23.2	
<i>Item 730 Subject L01</i>	<i>N†</i>	476	310	145	252	66	82	88	216	89	328	126	224	105	37	78	17
C33: (FORMS 1 AND 5 ONLY) Do you expect to be an officer?																	
1. No	21.5	19.8	20.9	16.7	34.9	19.9	15.9	24.1	21.9	13.3	35.5	22.7	24.7	5.9	22.1	14.7	
2. Uncertain	41.6	39.9	45.6	41.1	40.8	53.2	46.8	34.3	43.9	45.3	37.3	38.1	45.6	51.8	46.6	16.6	
3. Yes	37.0	40.3	33.5	42.2	24.3	26.9	37.3	41.6	34.2	41.4	27.1	39.2	29.6	42.2	31.3	68.7	
<i>Item 740 Subject L01</i>	<i>N†</i>	491	324	145	261	68	79	93	224	96	337	127	234	107	42	81	16
C34: (FORMS 1 AND 5 ONLY) Do you expect to have a career in the Armed Forces?																	
1. No	21.1	22.5	15.5	17.7	32.5	21.9	15.7	20.4	27.4	18.4	22.9	25.2	19.9	5.5	20.0	10.7	
2. Uncertain	40.9	42.9	36.9	43.3	35.4	51.8	42.4	38.8	35.8	42.6	40.0	41.6	38.9	31.0	50.9	30.9	
3. Yes	37.9	34.6	47.6	39.0	32.1	26.2	41.8	40.8	36.9	39.0	37.1	33.1	41.2	63.6	29.1	58.4	
<i>Item 750 Subject L01</i>	<i>N†</i>	488	322	146	260	67	78	92	221	97	336	125	234	104	40	81	17
C32: (FORM 6 ONLY) When you drive a car, how often do you wear a seatbelt?																	
1. Never	5.3	6.5	3.6	4.5	7.3	8.3	6.0	4.9	2.7	3.2	15.1	3.8	5.7	4.1	7.7	27.8	
2. Seldom	4.9	6.8	3.1	4.6	8.3	5.1	5.6	5.1	3.8	4.6	6.3	3.3	4.5	8.6	9.4	4.0	
3. Sometimes	7.7	8.1	7.0	7.2	14.3	6.8	9.6	8.0	6.0	6.7	12.5	5.1	9.7	5.7	14.8	8.0	
4. Often	9.6	9.0	10.1	9.7	10.1	9.1	9.4	10.6	8.5	9.1	11.2	8.5	9.2	12.7	13.7	5.5	
5. Always	67.0	65.7	69.3	71.1	47.8	61.4	66.2	66.8	73.3	70.6	51.3	72.6	66.9	66.8	50.8	44.2	
8. Does not apply	5.4	3.8	7.0	2.9	12.2	9.3	3.3	4.6	5.7	5.9	3.6	6.8	4.0	2.1	3.6	10.4	
<i>Item 22210 Subject F07, S02, T02</i>	<i>N</i>	2378	1073	1223	1522	273	441	530	909	499	1893	420	1270	493	206	331	43
C33: (FORM 6 ONLY) When you are riding in the front passenger seat of a car, how often do you wear a seatbelt?																	
1. Never	5.3	6.5	3.4	4.4	9.3	7.6	7.5	4.5	2.4	3.1	14.7	4.0	4.7	3.8	8.3	28.3	
2. Seldom	5.6	7.0	4.5	5.3	7.1	4.5	5.1	5.9	6.3	5.2	7.2	4.0	4.9	6.9	11.4	4.0	
3. Sometimes	9.0	9.4	8.2	8.6	16.2	11.1	9.3	9.9	5.3	7.6	15.0	6.3	11.9	7.9	16.3	6.8	
4. Often	14.2	14.1	14.5	15.6	9.7	15.0	14.7	14.4	12.7	14.3	13.5	13.2	14.9	18.7	16.2	5.9	
5. Always	65.6	62.8	69.2	65.9	56.3	61.3	63.0	65.0	73.0	69.5	49.6	72.4	63.2	62.7	47.6	49.7	
8. Does not apply	0.3	0.3	0.1	0.2	1.4	0.5	0.3	0.1	0.3	0.3	0.1	0.1	0.4	-	0.2	5.3	
<i>Item 22220 Subject F07, S02, T02</i>	<i>N</i>	2364	1065	1219	1513	271	438	524	906	495	1881	418	1264	488	204	330	42
The following questions are about CIGARETTE SMOKING.																	
B01: Have you ever smoked cigarettes?																	
1. Never—GO TO Q.B03	53.8	53.5	55.2	50.9	67.3	51.4	48.9	53.1	62.4	57.1	41.5	79.6	29.8	29.2	16.6	12.2	
2. Once or twice	20.0	19.1	20.6	18.9	20.4	19.7	22.0	20.1	18.0	19.5	21.1	13.5	34.0	27.9	18.3	9.5	
3. Occasionally but not regularly	11.4	12.5	10.4	12.9	5.1	12.5	12.1	11.6	9.6	11.2	12.5	4.1	18.2	19.7	22.7	14.1	
4. Regularly in the past	5.2	5.2	4.8	5.8	2.7	5.1	6.0	5.4	4.0	4.5	7.4	1.4	6.7	9.2	13.1	15.3	
5. Regularly now	9.5	9.7	9.0	11.4	4.5	11.3	11.1	9.7	6.0	7.6	17.5	1.4	11.3	14.1	29.4	48.9	
<i>Item 760 Subject A01a</i>	<i>N</i>	14811	6622	7470	9195	1701	2805	3253	5603	3150	11440	2452	7708	3142	1288	2139	219
B02: How frequently have you smoked cigarettes during the past 30 days?																	
1. Not at all—incl. (1) in Q.B01	78.4	76.9	80.4	74.8	89.4	76.2	75.3	78.1	84.2	81.0	67.6	94.4	71.2	65.5	44.9	26.6	
2. Less than one cigarette per day	9.3	10.1	8.4	10.5	4.3	9.5	10.2	9.1	8.4	9.0	9.9	3.4	14.0	15.6	18.9	17.0	
3. One to five cigarettes per day	6.6	6.6	6.5	7.6	3.9	8.1	7.3	6.5	4.9	5.9	9.9	1.2	9.5	12.1	17.3	18.4	
4. About one-half pack per day	3.4	3.6	3.1	4.2	1.3	3.7	4.3	3.7	1.6	2.5	6.9	0.5	3.5	4.1	12.2	15.3	
5. About one pack per day	1.6	2.2	1.2	2.1	0.8	1.8	2.0	1.9	0.7	1.1	3.9	0.3	1.3	2.3	4.9	16.2	
6. About one and one-half packs per day	0.4	0.5	0.3	0.5	0.1	0.4	0.5	0.5	0.1	0.2	1.0	0.1	0.4	0.3	1.3	3.6	
7. Two packs or more per day	0.3	0.2	0.2	0.2	0.1	0.3	0.4	0.3	0.1	0.1	0.7	0.1	0.2	0.1	0.5	2.9	
<i>Item 780 Subject A01c</i>	<i>N</i>	14797	6623	7461	9190	1698	2803	3250	5593	3151	11433	2446	7704	3136	1288	2141	216

†=excludes respondents for whom question was inappropriate.

DESCRIPTIVE RESULTS: 2007

29

QUESTIONNAIRE FORM 1-6 2007	TOTAL	SEX		RACE		REGION				COLLEGE PLANS?		ILLICIT DRUG USE: LIFETIME				
		M	F	White	Black	NE	NC	S	W	Yes	No	None	Mari- juana Only	Few Pills	More Pills	Any Her- oin
<i>N (Weighted No. of Cases):</i> <i>% of Weighted Total:</i>	15132 100.0	6687 44.2	7528 49.7	9245 61.1	1738 11.5	2904 19.2	3304 21.8	5716 37.8	3208 21.2	11537 76.2	2472 16.3	7770 51.3	3164 20.9	1299 8.6	2161 14.3	227 1.5
B03: Next we want to ask you about drinking alcoholic beverages, including beer, wine, liquor and any other beverage that contains alcohol. Have you ever had any alcoholic beverage to drink—more than just a few sips?																
1. No—GO TO Q.B07	28.7	28.8	28.6	26.1	39.8	21.4	23.8	29.5	38.6	30.0	24.0	48.2	7.3	8.6	4.1	3.9
2. Yes	71.3	71.2	71.4	73.9	60.2	78.6	76.2	70.5	61.4	70.0	76.0	51.8	92.7	91.4	95.9	96.1
<i>Item 790 Subject A01a</i>	<i>N 12102</i>	<i>5450</i>	<i>6151</i>	<i>7623</i>	<i>1379</i>	<i>2278</i>	<i>2677</i>	<i>4556</i>	<i>2592</i>	<i>9455</i>	<i>1999</i>	<i>6382</i>	<i>2576</i>	<i>1074</i>	<i>1765</i>	<i>179</i>
B04: On how many occasions have you had alcoholic beverages to drink—more than just a few sips . . .																
B04A: . . . in your lifetime?																
1. 0 occasions—incl. (1) in Q.B03	27.8	28.2	27.8	25.4	39.0	20.6	23.3	28.6	37.5	29.2	23.2	47.0	6.5	8.0	4.3	3.4
2. 1-2	8.8	8.5	9.2	8.0	10.8	8.8	8.1	9.2	8.8	8.9	8.1	12.6	5.4	7.9	1.9	-
3. 3-5	10.8	9.2	12.5	9.9	13.4	11.7	10.7	11.0	9.7	11.1	9.5	13.0	11.1	9.1	3.9	3.6
4. 6-9	9.5	8.1	10.6	9.0	10.3	10.1	10.4	9.2	8.5	9.4	10.1	8.7	13.8	9.9	6.2	3.7
5. 10-19	11.6	10.7	12.2	12.1	10.7	13.0	11.9	11.6	9.9	11.5	11.2	8.6	17.9	16.1	10.8	4.7
6. 20-39	10.2	9.7	10.5	11.3	6.7	11.5	11.6	9.3	9.1	10.3	10.0	4.6	16.9	16.3	17.0	11.2
7. 40 or more	21.3	25.7	17.1	24.3	9.1	24.3	23.9	21.2	16.3	19.6	27.9	5.6	28.5	32.7	55.8	73.3
<i>Item 810 Subject A01a</i>	<i>N 14361</i>	<i>6431</i>	<i>7294</i>	<i>9022</i>	<i>1618</i>	<i>2701</i>	<i>3171</i>	<i>5395</i>	<i>3093</i>	<i>11169</i>	<i>2343</i>	<i>7564</i>	<i>3064</i>	<i>1250</i>	<i>2087</i>	<i>207</i>
B04B: . . . during the last 12 months?																
1. 0 occasions—incl.(1) in Q.B03	33.6	33.8	33.9	30.2	45.2	25.4	29.1	34.9	43.3	34.7	29.8	54.3	11.3	13.2	6.8	8.1
2. 1-2	16.9	14.1	19.5	15.4	20.8	18.9	16.5	17.2	14.8	17.1	16.3	19.7	17.3	17.0	7.4	3.8
3. 3-5	12.9	11.4	14.1	12.8	14.3	13.6	13.7	12.6	11.9	12.6	13.7	11.5	17.3	15.2	10.7	6.3
4. 6-9	10.2	10.0	10.2	10.6	8.8	11.7	11.2	10.0	8.2	10.1	10.1	6.2	16.9	13.6	12.9	9.2
5. 10-19	10.9	11.4	10.4	12.6	5.0	12.3	13.1	9.4	10.2	10.7	12.2	4.6	16.9	17.5	19.9	16.4
6. 20-39	6.9	7.7	6.2	8.0	3.1	8.7	7.3	6.5	5.5	6.8	6.6	2.1	10.1	11.1	16.5	8.8
7. 40 or more	8.7	11.6	5.7	10.4	2.8	9.4	9.1	9.4	6.3	7.9	11.3	1.5	10.2	12.4	25.8	47.5
<i>Item 820 Subject A01b</i>	<i>N 14313</i>	<i>6405</i>	<i>7272</i>	<i>8994</i>	<i>1610</i>	<i>2691</i>	<i>3157</i>	<i>5372</i>	<i>3093</i>	<i>11134</i>	<i>2335</i>	<i>7515</i>	<i>3068</i>	<i>1255</i>	<i>2084</i>	<i>206</i>
B04C: . . . during the last 30 days?																
1. 0 occasions—incl. (1) in Q.B03	55.6	52.9	58.6	50.6	72.1	48.2	52.1	56.9	63.4	56.7	51.4	77.4	37.4	35.7	20.0	17.6
2. 1-2	20.2	18.7	21.4	21.6	16.2	24.0	21.1	19.2	17.7	20.2	20.4	14.6	29.7	27.9	22.6	17.2
3. 3-5	11.1	12.4	10.0	12.6	6.8	12.5	12.2	10.7	9.6	11.0	11.4	4.8	17.0	17.1	21.8	10.2
4. 6-9	6.1	7.3	4.9	7.3	2.2	7.8	7.3	5.5	4.3	5.9	6.7	1.7	8.3	10.2	14.7	15.8
5. 10-19	3.9	4.5	3.3	4.5	1.6	4.0	4.0	4.3	3.0	3.5	5.3	0.9	4.1	6.1	11.3	19.0
6. 20-39	1.4	1.8	1.1	1.6	0.5	1.6	1.8	1.4	1.1	1.2	2.2	0.2	1.8	1.7	4.5	6.8
7. 40 or more	1.7	2.5	0.8	1.9	0.6	1.9	1.5	2.1	0.9	1.3	2.6	0.4	1.7	1.2	5.0	13.5
<i>Item 830 Subject A01c</i>	<i>N 14334</i>	<i>6411</i>	<i>7288</i>	<i>9019</i>	<i>1617</i>	<i>2701</i>	<i>3163</i>	<i>5381</i>	<i>3089</i>	<i>11148</i>	<i>2340</i>	<i>7520</i>	<i>3079</i>	<i>1253</i>	<i>2094</i>	<i>207</i>
(FORMS 1 AND 6 ONLY) On how many occasions (if any) have you been drunk or very high from drinking alcoholic beverages?																
B04D: . . . in your lifetime?																
1. 0 occasions	44.9	45.0	45.0	40.5	62.1	40.1	38.9	47.2	51.1	46.2	39.3	68.8	18.0	22.4	10.9	3.1
2. 1-2	13.7	11.6	15.8	12.7	15.3	12.9	14.5	14.4	12.4	14.1	12.5	13.9	17.8	16.7	6.4	7.5
3. 3-5	9.1	8.5	9.7	9.2	7.6	11.5	9.4	8.7	7.7	8.9	9.3	6.6	14.4	12.7	9.3	3.7
4. 6-9	7.0	6.8	7.2	7.6	5.1	7.4	8.0	6.2	7.2	6.8	9.7	3.9	12.4	9.5	9.6	10.9
5. 10-19	7.6	6.7	8.4	8.5	3.3	8.7	9.0	6.9	6.4	7.4	9.1	3.3	13.0	9.9	14.3	8.9
6. 20-39	6.4	6.8	6.0	7.9	2.9	5.9	7.3	6.4	5.9	6.3	6.3	1.8	8.6	12.0	17.8	8.7
7. 40 or more	11.2	14.5	7.9	13.5	3.7	13.6	12.9	10.2	9.3	10.4	13.8	1.8	15.8	16.8	31.7	57.2
<i>Item 25020 Subject A01a</i>	<i>N 4495</i>	<i>2011</i>	<i>2294</i>	<i>2850</i>	<i>482</i>	<i>826</i>	<i>998</i>	<i>1700</i>	<i>972</i>	<i>3512</i>	<i>735</i>	<i>2408</i>	<i>943</i>	<i>374</i>	<i>615</i>	<i>69</i>
B04E: . . . during the last 12 months?																
1. 0 occasions	53.9	53.3	54.9	48.2	73.5	49.0	48.3	57.2	58.2	54.9	49.8	77.0	29.9	35.4	16.6	8.0
2. 1-2	15.0	13.1	16.5	15.4	12.5	15.8	16.5	14.7	13.3	14.9	15.8	12.3	23.2	17.7	12.1	10.5
3. 3-5	9.1	8.7	9.4	9.6	6.0	10.3	9.8	8.2	8.7	8.8	10.6	4.7	14.0	12.8	16.3	11.7
4. 6-9	6.6	6.3	7.0	7.9	1.9	6.9	7.8	4.8	8.0	6.4	8.0	2.7	11.4	8.1	13.0	17.3
5. 10-19	6.5	6.9	5.8	7.7	3.2	6.4	7.8	6.2	5.5	6.5	6.4	1.7	8.4	13.3	16.2	10.5
6. 20-39	4.0	4.6	3.3	5.1	0.8	4.7	5.0	3.5	3.1	4.0	3.1	0.8	6.2	6.6	10.9	12.8
7. 40 or more	5.1	7.1	3.1	6.1	2.1	6.9	4.8	5.4	3.2	4.6	6.3	0.8	6.9	6.2	14.9	29.1
<i>Item 25030 Subject A01b</i>	<i>N 4487</i>	<i>2007</i>	<i>2289</i>	<i>2845</i>	<i>482</i>	<i>824</i>	<i>998</i>	<i>1696</i>	<i>970</i>	<i>3504</i>	<i>735</i>	<i>2408</i>	<i>938</i>	<i>373</i>	<i>613</i>	<i>70</i>

MONITORING THE FUTURE

QUESTIONNAIRE FORM 1-6 2007	TOTAL	SEX		RACE		REGION				COLLEGE PLANS?		ILLICIT DRUG USE: LIFETIME				
		M	F	White	Black	NE	NC	S	W	Yes	No	None	Mari- juana Only	Few Pills	More Pills	Any Her- oin
<i>N (Weighted No. of Cases):</i>	15132	6687	7528	9245	1738	2904	3304	5716	3208	11537	2472	7770	3164	1299	2161	227
<i>% of Weighted Total:</i>	100.0	44.2	49.7	61.1	11.5	19.2	21.8	37.8	21.2	76.2	16.3	51.3	20.9	8.6	14.3	1.5
B04F: . . . during the last 30 days?																
1. 0 occasions	71.3	68.3	74.3	66.6	85.2	67.4	68.0	73.5	74.0	71.8	69.4	89.3	56.7	57.6	36.9	26.7
2. 1-2	14.4	14.6	14.3	16.6	8.0	15.0	16.8	12.6	14.3	14.3	15.5	7.5	23.0	21.3	23.2	21.0
3. 3-5	6.6	7.3	5.7	7.5	3.9	7.2	7.2	5.8	6.7	6.7	6.1	1.6	10.1	9.6	17.8	13.7
4. 6-9	4.3	5.1	3.3	5.2	1.2	5.6	4.5	4.2	3.0	3.9	5.4	1.0	6.4	7.2	11.2	15.0
5. 10-19	2.2	2.6	1.8	2.6	1.0	3.4	2.4	2.0	1.2	2.1	2.2	0.3	2.7	3.3	6.8	11.3
6. 20-39	0.5	0.6	0.5	0.7	-	0.5	0.8	0.5	0.2	0.5	0.4	0.1	0.8	-	1.7	5.6
7. 40 or more	0.8	1.5	0.1	0.9	0.6	1.0	0.2	1.2	0.6	0.7	1.2	0.2	0.4	1.0	2.4	6.8
<i>Item 25040 Subject A01c</i>	<i>N</i> 4486	2008	2288	2847	482	824	998	1694	969	3504	734	2408	937	374	614	69
B05: (FORMS 2-6 ONLY) On the occasions that you drink alcoholic beverages, how often do you drink enough to feel pretty high?																
1. On none of the occasions	24.8	23.3	26.4	20.5	39.4	23.3	22.1	26.7	26.1	25.9	21.1	44.5	14.9	17.3	7.3	3.7
2. On few of the occasions	25.7	20.5	29.8	23.4	32.4	25.9	24.6	25.8	26.6	25.4	25.9	29.4	27.6	26.3	16.3	11.1
3. On about half of the occasions	14.8	15.6	14.4	16.4	10.1	14.9	14.8	15.0	14.4	14.8	15.4	10.1	17.8	17.9	18.7	10.6
4. On most of the occasions	21.4	23.6	19.6	24.6	8.1	22.2	24.3	18.6	22.2	21.6	20.6	10.5	25.1	26.0	33.9	31.3
5. On nearly all of the occasions	13.3	17.0	9.8	15.1	10.0	13.6	14.2	13.9	10.7	12.2	16.9	5.7	14.7	12.5	23.9	43.4
<i>Item 840 Subject A01e</i>	<i>N†</i> 8621	3868	4393	5624	830	1794	2035	3203	1588	6616	1521	3301	2395	982	1691	173
B06: Think back over the LAST TWO WEEKS. How many times have you had five or more drinks in a row? (A "drink" is a bottle of beer, a glass of wine, a wine cooler, a shot glass of liquor, a mixed drink, etc.)																
(NOTE: In four forms wine coolers were included in the question text.)																
1. None—incl. (1) in Q.B03	74.1	69.3	78.5	69.5	89.0	70.3	71.1	74.6	79.5	75.3	69.2	90.7	64.9	57.9	40.9	30.1
2. Once	9.2	9.5	9.0	10.9	4.1	10.8	10.0	8.7	8.0	9.2	9.9	4.8	13.6	15.2	15.3	12.7
3. Twice	6.8	8.3	5.7	7.9	3.6	7.2	7.5	6.8	6.0	6.5	8.3	2.3	10.1	13.0	14.7	9.7
4. Three to five times	6.6	8.6	4.9	8.1	2.2	8.2	7.5	6.4	4.7	6.4	8.0	1.6	8.3	10.6	18.3	26.9
5. Six to nine times	1.8	2.2	1.4	2.1	0.5	2.2	2.3	1.7	1.0	1.6	2.0	0.3	2.1	2.0	6.0	8.7
6. Ten or more times	1.4	2.1	0.6	1.5	0.6	1.3	1.6	1.7	0.8	1.0	2.6	0.3	1.0	1.2	4.7	11.9
<i>Item 850 Subject A01d</i>	<i>N</i> 14124	6306	7218	8895	1590	2656	3103	5301	3064	11030	2280	7503	2989	1229	2033	201
The next major section of this questionnaire deals with various other drugs. There is a lot of talk these days about this subject, but very little accurate information. Therefore, we still have a lot to learn about the actual experiences and attitudes of people your age.																
We hope that you can answer all questions; but if you find one which you feel you cannot answer honestly, we would prefer that you leave it blank.																
Remember that your answers will be kept strictly confidential; they are never connected with your name or your class.																
B07: On how many occasions (if any) have you used marijuana (weed, pot) or hashish (hash, hash oil) . . .																
B07A: . . . in your lifetime?																
1. 0 occasions	58.2	55.2	61.4	56.9	63.5	51.1	57.5	60.0	62.1	60.5	50.2	100.0	-	29.4	14.3	5.2
2. 1-2	9.5	9.2	9.7	8.9	10.9	10.8	9.7	9.2	8.8	9.7	8.8	-	33.7	14.2	6.2	3.9
3. 3-5	6.1	5.7	6.6	5.9	6.2	5.4	6.1	6.6	5.6	6.1	6.4	-	18.7	10.0	7.4	3.5
4. 6-9	3.8	3.8	3.8	4.1	3.0	4.2	4.2	3.8	3.2	3.8	4.0	-	11.1	6.7	5.5	2.3
5. 10-19	4.6	4.8	4.5	5.0	3.7	5.8	4.7	4.1	4.3	4.5	5.0	-	12.0	8.6	8.0	6.6
6. 20-39	3.9	3.9	3.9	4.2	3.4	4.8	3.9	3.9	3.2	3.8	4.3	-	8.5	8.1	8.5	8.1
7. 40 or more	13.8	17.5	10.1	15.0	9.3	17.9	13.9	12.4	12.7	11.7	21.3	-	16.0	22.9	50.0	70.3
<i>Item 860 Subject A01a</i>	<i>N</i> 14528	6511	7398	9101	1672	2718	3199	5502	3109	11325	2382	7770	3149	1270	2105	210

†=excludes respondents for whom question was inappropriate.

DESCRIPTIVE RESULTS: 2007

31

QUESTIONNAIRE FORM 1-6 2007	TOTAL	SEX		RACE		REGION				COLLEGE PLANS?		ILLICIT DRUG USE: LIFETIME				
		M	F	White	Black	NE	NC	S	W	Yes	No	None	Mari- juana Only	Few Pills	More Pills	Any Her- oin
<i>N (Weighted No. of Cases):</i>	15132	6687	7528	9245	1738	2904	3304	5716	3208	11537	2472	7770	3164	1299	2161	227
<i>% of Weighted Total:</i>	100.0	44.2	49.7	61.1	11.5	19.2	21.8	37.8	21.2	76.2	16.3	51.3	20.9	8.6	14.3	1.5
B07B: . . . during the last 12 months?																
1. 0 occasions	68.3	65.0	71.7	66.5	73.8	60.8	67.4	71.0	70.9	70.2	61.4	100.0	32.7	44.7	24.2	14.5
2. 1-2	9.7	9.5	10.0	9.6	9.4	11.2	10.2	9.1	9.0	9.8	9.9	-	29.4	16.0	12.9	4.9
3. 3-5	4.9	5.0	4.9	5.2	3.7	5.3	4.8	4.7	5.1	4.7	5.9	-	12.2	9.7	9.0	9.8
4. 6-9	3.3	3.5	3.1	3.7	2.6	3.9	3.5	3.3	2.6	3.3	3.3	-	7.9	6.0	6.6	8.1
5. 10-19	3.2	3.5	2.9	3.5	2.7	4.2	3.0	2.8	3.2	3.1	3.5	-	6.3	6.1	7.9	10.1
6. 20-39	2.8	3.0	2.6	2.9	3.1	4.2	2.8	2.3	2.7	2.6	3.3	-	4.7	6.3	7.9	6.6
7. 40 or more	7.7	10.5	4.8	8.6	4.7	10.4	8.2	6.8	6.4	6.3	12.7	-	6.8	11.2	31.4	46.0
<i>Item 870 Subject A01b</i>	<i>N 14516</i>	<i>6510</i>	<i>7391</i>	<i>9094</i>	<i>1665</i>	<i>2713</i>	<i>3194</i>	<i>5502</i>	<i>3108</i>	<i>11318</i>	<i>2385</i>	<i>7770</i>	<i>3138</i>	<i>1268</i>	<i>2103</i>	<i>208</i>
B07C: . . . during the last 30 days?																
1. 0 occasions	81.2	77.7	85.0	80.2	84.6	76.3	81.4	83.0	82.3	83.2	74.1	100.0	67.8	66.9	46.1	28.5
2. 1-2	6.6	7.5	5.8	7.0	5.2	7.2	5.9	6.4	7.2	6.4	7.9	-	16.0	12.3	12.9	15.4
3. 3-5	2.8	3.2	2.5	2.9	3.0	3.4	2.7	2.7	2.6	2.6	3.6	-	6.0	6.0	6.6	4.4
4. 6-9	1.9	2.2	1.6	2.1	1.4	2.9	1.8	1.7	1.6	1.9	1.7	-	3.0	3.5	5.7	9.4
5. 10-19	2.3	2.6	1.8	2.4	1.7	3.1	2.4	1.9	2.2	2.0	3.1	-	2.9	4.2	8.2	7.7
6. 20-39	2.0	2.5	1.6	2.3	1.4	2.7	2.8	1.4	1.7	1.6	3.8	-	2.0	3.2	7.8	10.5
7. 40 or more	3.1	4.3	1.6	3.1	2.7	4.3	3.0	2.9	2.4	2.3	5.7	-	2.2	3.9	12.8	24.1
<i>Item 880 Subject A01c</i>	<i>N 14503</i>	<i>6501</i>	<i>7390</i>	<i>9088</i>	<i>1665</i>	<i>2709</i>	<i>3195</i>	<i>5493</i>	<i>3106</i>	<i>11307</i>	<i>2386</i>	<i>7770</i>	<i>3127</i>	<i>1267</i>	<i>2101</i>	<i>208</i>
B08: On how many occasions, if any, have you used LSD ("acid") . . .																
B08A: . . . in your lifetime?																
1. 0 occasions	96.6	95.4	97.9	95.9	99.2	96.7	95.7	97.0	96.7	97.3	94.4	100.0	100.0	96.7	83.8	47.5
2. 1-2	1.9	2.7	1.2	2.4	0.4	2.0	2.3	1.7	2.0	1.6	2.8	-	-	3.3	9.3	20.4
3. 3-5	0.6	0.8	0.5	0.9	*	0.6	0.9	0.6	0.4	0.6	0.8	-	-	-	3.0	13.3
4. 6-9	0.3	0.4	0.2	0.3	0.1	0.1	0.4	0.3	0.3	0.2	0.6	-	-	-	1.4	6.1
5. 10-19	0.2	0.3	0.1	0.2	*	0.2	0.1	0.2	0.2	0.2	0.3	-	-	-	0.8	5.3
6. 20-39	0.1	0.2	*	0.1	*	*	0.3	0.1	0.2	0.1	0.4	-	-	-	0.5	4.4
7. 40 or more	0.2	0.3	0.1	0.2	0.2	0.3	0.2	0.2	0.1	0.1	0.7	-	-	-	1.2	3.0
<i>Item 890 Subject A01a</i>	<i>N 14642</i>	<i>6579</i>	<i>7448</i>	<i>9155</i>	<i>1698</i>	<i>2756</i>	<i>3218</i>	<i>5547</i>	<i>3121</i>	<i>11390</i>	<i>2433</i>	<i>7728</i>	<i>3131</i>	<i>1283</i>	<i>2133</i>	<i>212</i>
B08B: . . . during the last 12 months?																
1. 0 occasions	97.9	97.0	98.8	97.5	99.4	97.9	97.3	98.3	98.0	98.4	95.9	100.0	100.0	98.3	90.1	64.7
2. 1-2	1.4	2.1	0.9	1.8	0.2	1.5	1.8	1.2	1.4	1.1	2.7	-	-	1.7	6.7	22.0
3. 3-5	0.2	0.3	0.2	0.3	0.1	0.2	0.4	0.2	0.2	0.2	0.4	-	-	-	1.1	6.0
4. 6-9	0.2	0.3	0.1	0.2	0.1	0.1	0.2	0.1	0.3	0.1	0.2	-	-	-	1.0	2.7
5. 10-19	0.1	0.1	*	0.1	-	0.1	0.1	0.1	0.1	0.1	0.2	-	-	-	0.3	3.5
6. 20-39	*	0.1	-	*	0.1	*	0.1	*	-	*	0.1	-	-	-	0.2	0.3
7. 40 or more	0.1	0.1	*	*	0.1	0.2	0.1	0.1	*	0.1	0.4	-	-	-	0.7	0.8
<i>Item 900 Subject A01b</i>	<i>N 14638</i>	<i>6578</i>	<i>7449</i>	<i>9152</i>	<i>1699</i>	<i>2756</i>	<i>3214</i>	<i>5548</i>	<i>3120</i>	<i>11386</i>	<i>2435</i>	<i>7730</i>	<i>3131</i>	<i>1283</i>	<i>2129</i>	<i>210</i>
B08C: . . . during the last 30 days?																
1. 0 occasions	99.4	99.2	99.8	99.4	99.6	99.3	99.3	99.5	99.5	99.7	98.5	100.0	100.0	99.6	97.4	87.2
2. 1-2	0.4	0.5	0.2	0.4	0.3	0.3	0.4	0.3	0.4	0.2	0.9	-	-	0.4	1.6	7.6
3. 3-5	0.1	0.2	*	0.1	*	0.1	0.1	0.1	0.1	0.1	0.2	-	-	-	0.4	2.6
4. 6-9	0.1	0.1	*	0.1	*	0.1	0.1	0.1	*	*	0.2	-	-	-	0.2	1.8
5. 10-19	*	*	-	*	-	*	*	-	-	*	*	-	-	-	*	0.3
6. 20-39	-	-	-	-	-	-	-	-	-	-	-	-	-	-	-	-
7. 40 or more	0.1	0.1	*	*	0.1	0.2	0.1	*	*	*	0.2	-	-	-	0.5	0.6
<i>Item 910 Subject A01c</i>	<i>N 14636</i>	<i>6578</i>	<i>7448</i>	<i>9151</i>	<i>1699</i>	<i>2756</i>	<i>3213</i>	<i>5548</i>	<i>3119</i>	<i>11387</i>	<i>2431</i>	<i>7730</i>	<i>3131</i>	<i>1283</i>	<i>2127</i>	<i>210</i>
B09: On how many occasions (if any) have you used hallucinogens other than LSD (like mescaline, peyote, "shrooms" or psilocybin, PCP) . . .																
B09A: . . . in your lifetime?																
1. 0 occasions	92.3	89.8	94.8	90.7	98.6	90.8	92.5	93.4	91.6	93.4	88.3	100.0	100.0	83.8	64.1	28.4
2. 1-2	4.3	5.3	3.4	5.3	0.8	5.5	4.3	3.6	4.6	3.9	6.3	-	-	16.2	17.8	22.8
3. 3-5	1.6	2.5	0.9	2.0	0.1	2.0	1.9	1.3	1.7	1.5	2.3	-	-	-	9.4	17.5
4. 6-9	0.7	1.0	0.3	0.8	0.1	0.9	0.7	0.5	0.8	0.5	1.1	-	-	-	3.8	8.2
5. 10-19	0.5	0.7	0.3	0.6	0.1	0.5	0.5	0.5	0.5	0.4	0.8	-	-	-	2.3	9.9
6. 20-39	0.2	0.3	0.1	0.2	*	0.2	0.1	0.2	0.3	0.2	0.4	-	-	-	1.0	6.0
7. 40 or more	0.3	0.5	0.2	0.3	0.2	0.2	0.1	0.5	0.4	0.2	0.7	-	-	-	1.6	7.2
<i>Item 920 Subject A01a</i>	<i>N 14601</i>	<i>6563</i>	<i>7434</i>	<i>9142</i>	<i>1686</i>	<i>2752</i>	<i>3207</i>	<i>5531</i>	<i>3110</i>	<i>11367</i>	<i>2426</i>	<i>7714</i>	<i>3112</i>	<i>1282</i>	<i>2123</i>	<i>210</i>

*=less than .05 percent.

MONITORING THE FUTURE

QUESTIONNAIRE FORM 1-6 2007	TOTAL	SEX		RACE		REGION				COLLEGE PLANS?		ILLICIT DRUG USE: LIFETIME				
		M	F	White	Black	NE	NC	S	W	Yes	No	None	Mari- juana Only	Few Pills	More Pills	Any Her- oin
<i>N (Weighted No. of Cases):</i>	15132	6687	7528	9245	1738	2904	3304	5716	3208	11537	2472	7770	3164	1299	2161	227
<i>% of Weighted Total:</i>	100.0	44.2	49.7	61.1	11.5	19.2	21.8	37.8	21.2	76.2	16.3	51.3	20.9	8.6	14.3	1.5
B09B: . . . during the last 12 months?																
1. 0 occasions	95.2	93.2	97.1	94.0	99.0	94.0	95.4	96.2	94.3	95.8	92.8	100.0	100.0	92.3	76.8	46.9
2. 1-2	3.3	4.4	2.3	4.2	0.6	4.1	3.3	2.5	4.0	3.0	4.8	-	-	7.7	15.4	27.4
3. 3-5	0.8	1.4	0.3	1.1	0.1	1.2	0.7	0.7	0.8	0.7	1.1	-	-	-	4.9	8.8
4. 6-9	0.2	0.4	0.1	0.3	0.2	0.4	0.3	0.2	0.2	0.2	0.5	-	-	-	0.9	7.4
5. 10-19	0.2	0.4	0.1	0.3	*	0.2	0.1	0.1	0.5	0.2	0.4	-	-	-	1.0	4.5
6. 20-39	*	0.1	*	*	*	*	*	0.1	*	*	0.1	-	-	-	0.2	1.1
7. 40 or more	0.2	0.2	0.1	0.1	*	0.1	*	0.2	0.2	0.1	0.3	-	-	-	0.7	3.9
<i>Item 930 Subject A01b</i>	<i>N 14592</i>	<i>6559</i>	<i>7434</i>	<i>9139</i>	<i>1684</i>	<i>2753</i>	<i>3204</i>	<i>5526</i>	<i>3109</i>	<i>11366</i>	<i>2425</i>	<i>7715</i>	<i>3113</i>	<i>1281</i>	<i>2115</i>	<i>208</i>
B09C: . . . during the last 30 days?																
1. 0 occasions	98.6	97.9	99.4	98.5	99.5	98.5	98.7	98.9	98.1	99.0	97.4	100.0	100.0	98.8	93.4	77.1
2. 1-2	1.0	1.4	0.5	1.2	0.3	1.2	1.0	0.6	1.3	0.7	1.8	-	-	1.2	4.6	12.5
3. 3-5	0.2	0.4	0.1	0.2	0.1	0.2	0.2	0.2	0.3	0.2	0.3	-	-	-	1.0	5.4
4. 6-9	0.1	0.2	*	0.1	0.1	*	0.1	0.1	0.2	0.1	0.2	-	-	-	0.4	3.1
5. 10-19	*	*	-	*	-	0.1	-	*	*	*	0.1	-	-	-	0.1	1.5
6. 20-39	-	-	-	-	-	-	-	-	-	-	-	-	-	-	-	-
7. 40 or more	0.1	0.1	*	*	*	0.1	*	0.1	0.1	*	0.2	-	-	-	0.4	0.4
<i>Item 940 Subject A01c</i>	<i>N 14594</i>	<i>6561</i>	<i>7435</i>	<i>9140</i>	<i>1685</i>	<i>2750</i>	<i>3208</i>	<i>5528</i>	<i>3108</i>	<i>11365</i>	<i>2427</i>	<i>7715</i>	<i>3114</i>	<i>1280</i>	<i>2115</i>	<i>210</i>
B10: On how many occasions (if any) have you used cocaine (sometimes called "coke", "crack", "rock") . . .																
B10A: . . . in your lifetime?																
1. 0 occasions	92.2	91.4	93.1	91.1	98.7	91.5	92.9	91.9	92.7	93.4	87.4	100.0	100.0	86.5	63.0	15.5
2. 1-2	2.8	3.1	2.5	3.3	0.4	3.1	2.3	2.9	3.0	2.6	4.0	-	-	13.0	10.7	8.8
3. 3-5	1.4	1.4	1.3	1.6	0.4	1.5	1.3	1.4	1.4	1.1	2.6	-	-	0.5	8.1	12.4
4. 6-9	0.7	0.8	0.7	0.8	0.1	0.9	0.9	0.6	0.4	0.7	0.9	-	-	-	3.6	11.6
5. 10-19	0.9	1.0	0.8	1.0	0.1	1.1	0.8	0.9	0.6	0.6	1.7	-	-	-	5.1	8.0
6. 20-39	0.7	0.9	0.6	0.9	0.1	0.4	0.7	0.9	0.8	0.6	1.0	-	-	-	3.8	12.5
7. 40 or more	1.3	1.4	1.0	1.4	0.1	1.6	1.1	1.3	1.1	1.0	2.4	-	-	-	5.6	31.2
<i>Item 950 Subject A01a</i>	<i>N 14561</i>	<i>6566</i>	<i>7450</i>	<i>9148</i>	<i>1704</i>	<i>2739</i>	<i>3210</i>	<i>5495</i>	<i>3117</i>	<i>11385</i>	<i>2424</i>	<i>7683</i>	<i>3104</i>	<i>1280</i>	<i>2114</i>	<i>214</i>
B10B: . . . during the last 12 months?																
1. 0 occasions	94.8	94.1	95.6	93.9	99.1	94.0	95.0	94.8	95.2	95.6	91.2	100.0	100.0	94.4	74.5	29.9
2. 1-2	2.0	2.1	1.9	2.4	0.4	2.1	1.8	1.9	2.3	1.8	3.3	-	-	5.4	9.2	15.7
3. 3-5	1.1	1.3	0.9	1.3	0.3	1.2	1.0	1.2	0.9	0.9	1.6	-	-	0.3	5.8	15.6
4. 6-9	0.5	0.5	0.5	0.6	0.1	0.7	0.5	0.5	0.4	0.4	0.9	-	-	-	3.0	5.7
5. 10-19	0.6	0.8	0.5	0.7	0.1	0.9	0.6	0.6	0.5	0.5	1.2	-	-	-	3.3	9.8
6. 20-39	0.4	0.5	0.3	0.5	-	0.1	0.5	0.6	0.2	0.3	0.6	-	-	-	2.0	7.0
7. 40 or more	0.6	0.8	0.3	0.7	0.1	0.9	0.5	0.5	0.4	0.4	1.2	-	-	-	2.2	16.3
<i>Item 960 Subject A01b</i>	<i>N 14557</i>	<i>6567</i>	<i>7445</i>	<i>9145</i>	<i>1704</i>	<i>2740</i>	<i>3212</i>	<i>5493</i>	<i>3111</i>	<i>11387</i>	<i>2422</i>	<i>7684</i>	<i>3104</i>	<i>1280</i>	<i>2106</i>	<i>216</i>
B10C: . . . during the last 30 days?																
1. 0 occasions	98.0	97.6	98.5	97.7	99.5	97.7	98.3	97.9	98.1	98.4	96.5	100.0	100.0	98.5	91.0	62.7
2. 1-2	1.0	1.3	0.8	1.2	0.2	1.3	0.9	0.9	0.9	0.9	1.4	-	-	1.5	4.7	11.7
3. 3-5	0.4	0.4	0.3	0.5	0.2	0.5	0.3	0.5	0.2	0.3	0.8	-	-	*	1.8	8.0
4. 6-9	0.3	0.2	0.3	0.2	-	0.1	0.2	0.2	0.4	0.2	0.5	-	-	-	1.2	5.6
5. 10-19	0.2	0.2	0.1	0.2	-	0.1	0.1	0.2	0.1	0.1	0.4	-	-	-	0.4	6.7
6. 20-39	0.1	0.1	*	0.1	*	*	0.1	0.1	*	*	0.2	-	-	-	0.1	2.4
7. 40 or more	0.2	0.2	0.1	0.2	-	0.2	0.1	0.1	0.2	0.1	0.4	-	-	-	0.8	2.8
<i>Item 970 Subject A01c</i>	<i>N 14557</i>	<i>6563</i>	<i>7446</i>	<i>9144</i>	<i>1704</i>	<i>2737</i>	<i>3211</i>	<i>5494</i>	<i>3115</i>	<i>11385</i>	<i>2421</i>	<i>7684</i>	<i>3104</i>	<i>1280</i>	<i>2106</i>	<i>215</i>
(Data is combined from Forms 1-6, question number and section may vary.) On how many occasions (if any) have you used "crack" (cocaine in chunk or rock form) . . .																
B10D: . . . in your lifetime?																
1. 0 occasions	96.9	97.0	97.0	96.6	99.4	97.0	97.1	96.5	97.3	97.5	94.2	100.0	100.0	96.6	86.9	39.7
2. 1-2	1.3	1.2	1.4	1.3	0.3	1.2	1.2	1.5	1.3	1.1	2.3	-	-	3.4	5.3	17.7
3. 3-5	0.5	0.6	0.4	0.6	0.1	0.5	0.6	0.5	0.4	0.4	1.0	-	-	-	2.4	12.2
4. 6-9	0.3	0.2	0.4	0.4	*	0.3	0.4	0.4	0.1	0.3	0.3	-	-	-	1.4	7.4
5. 10-19	0.3	0.2	0.3	0.3	0.1	0.1	0.3	0.3	0.2	0.2	0.7	-	-	-	1.2	5.7
6. 20-39	0.2	0.2	0.2	0.2	-	0.1	0.2	0.2	0.2	0.2	0.3	-	-	-	1.0	3.3
7. 40 or more	0.5	0.6	0.4	0.5	*	0.7	0.3	0.5	0.4	0.4	1.0	-	-	0.1	1.8	13.9
<i>Item 22260 Subject A01a</i>	<i>N 14108</i>	<i>6332</i>	<i>7268</i>	<i>8988</i>	<i>1617</i>	<i>2570</i>	<i>3165</i>	<i>5353</i>	<i>3019</i>	<i>11164</i>	<i>2345</i>	<i>7444</i>	<i>2993</i>	<i>1246</i>	<i>2040</i>	<i>208</i>

* = less than .05 percent.

DESCRIPTIVE RESULTS: 2007

33

QUESTIONNAIRE FORM 1-6 2007	TOTAL	SEX		RACE		REGION				COLLEGE PLANS?		ILLICIT DRUG USE: LIFETIME				
		M	F	White	Black	NE	NC	S	W	Yes	No	None	Mari- juana Only	Few Pills	More Pills	Any Her- oin
<i>N (Weighted No. of Cases):</i> <i>% of Weighted Total:</i>	15132 100.0	6687 44.2	7528 49.7	9245 61.1	1738 11.5	2904 19.2	3304 21.8	5716 37.8	3208 21.2	11537 76.2	2472 16.3	7770 51.3	3164 20.9	1299 8.6	2161 14.3	227 1.5
B10E: . . . during the last 12 months?																
1. 0 occasions	98.2	98.1	98.4	98.0	99.6	98.0	98.4	98.0	98.5	98.5	96.7	100.0	100.0	98.9	92.1	61.1
2. 1-2	0.8	0.7	0.8	0.9	0.2	0.8	0.7	0.9	0.7	0.7	1.3	-	-	1.0	3.4	14.1
3. 3-5	0.3	0.3	0.3	0.3	0.1	0.3	0.3	0.4	0.1	0.2	0.4	-	-	-	1.3	5.6
4. 6-9	0.2	0.3	0.1	0.3	-	0.3	0.2	0.3	0.1	0.2	0.6	-	-	-	1.0	6.4
5. 10-19	0.2	0.2	0.2	0.2	0.1	0.2	0.2	0.2	0.2	0.2	0.4	-	-	-	0.8	5.1
6. 20-39	0.1	0.1	0.1	0.1	-	*	0.1	0.1	0.1	0.1	0.2	-	-	0.1	0.3	2.0
7. 40 or more	0.2	0.4	0.1	0.3	*	0.4	0.2	0.2	0.2	0.2	0.5	-	-	-	1.1	5.7
<i>Item 22270 Subject A01b</i>	<i>N 14100</i>	<i>6332</i>	<i>7261</i>	<i>8981</i>	<i>1618</i>	<i>2571</i>	<i>3162</i>	<i>5351</i>	<i>3016</i>	<i>11167</i>	<i>2339</i>	<i>7446</i>	<i>2993</i>	<i>1243</i>	<i>2034</i>	<i>206</i>
B10F: . . . during the last 30 days?																
1. 0 occasions	99.2	99.0	99.5	99.1	99.7	99.2	99.4	99.0	99.3	99.4	98.2	100.0	100.0	99.8	96.8	78.4
2. 1-2	0.4	0.4	0.4	0.5	0.1	0.3	0.3	0.5	0.3	0.3	0.6	-	-	0.2	1.7	8.0
3. 3-5	0.1	0.2	*	0.1	-	0.1	0.2	0.2	*	0.1	0.4	-	-	-	0.5	3.9
4. 6-9	0.1	0.1	*	0.1	-	0.1	*	0.1	0.1	0.1	0.2	-	-	-	0.2	3.2
5. 10-19	0.1	0.1	0.1	0.1	0.1	0.1	*	0.2	0.1	0.1	0.4	-	-	0.1	0.2	4.6
6. 20-39	*	*	-	-	-	-	-	*	*	*	-	-	-	-	0.1	-
7. 40 or more	0.1	0.2	*	0.1	-	0.2	*	0.1	0.1	0.1	0.2	-	-	-	0.5	1.8
<i>Item 22280 Subject A01c</i>	<i>N 14102</i>	<i>6331</i>	<i>7263</i>	<i>8982</i>	<i>1617</i>	<i>2570</i>	<i>3163</i>	<i>5351</i>	<i>3017</i>	<i>11167</i>	<i>2341</i>	<i>7444</i>	<i>2993</i>	<i>1245</i>	<i>2037</i>	<i>206</i>
(FORMS 1, 3, 4, AND 6 ONLY) On how many occasions (if any) have you used cocaine in any other form . . .																
B10G: . . . in your lifetime?																
1. 0 occasions	93.2	92.8	93.8	92.0	98.9	92.5	93.4	93.0	93.8	94.3	89.0	100.0	100.0	88.6	67.7	18.8
2. 1-2	2.7	3.0	2.4	3.2	0.3	3.0	2.4	2.6	2.9	2.4	4.2	-	-	11.4	10.4	14.5
3. 3-5	1.2	1.1	1.1	1.3	0.3	1.3	1.3	1.0	1.1	1.0	1.8	-	-	-	7.2	7.4
4. 6-9	0.7	0.7	0.6	0.8	0.2	0.7	0.7	0.7	0.6	0.6	0.9	-	-	-	3.3	15.6
5. 10-19	0.7	0.7	0.6	0.7	-	0.8	0.8	0.8	0.2	0.4	1.6	-	-	-	3.8	8.0
6. 20-39	0.6	0.8	0.4	0.8	0.2	0.4	0.4	0.8	0.6	0.5	1.0	-	-	-	2.9	10.9
7. 40 or more	1.0	1.0	1.0	1.3	0.1	1.4	0.9	1.1	0.8	0.9	1.5	-	-	-	4.7	24.9
<i>Item 22320 Subject A01a</i>	<i>N 9674</i>	<i>4315</i>	<i>4996</i>	<i>6078</i>	<i>1135</i>	<i>1815</i>	<i>2149</i>	<i>3630</i>	<i>2080</i>	<i>7569</i>	<i>1604</i>	<i>5112</i>	<i>2048</i>	<i>848</i>	<i>1410</i>	<i>134</i>
B10H: . . . during the last 12 months?																
1. 0 occasions	95.5	95.2	96.1	94.7	99.1	94.7	95.6	95.5	96.2	96.4	92.3	100.0	100.0	95.6	78.0	34.8
2. 1-2	1.9	1.9	1.7	2.1	0.5	1.9	1.8	1.7	2.2	1.6	3.4	-	-	4.4	8.2	20.3
3. 3-5	0.8	0.9	0.7	1.0	0.1	0.9	0.8	0.9	0.7	0.7	1.1	-	-	-	4.5	13.4
4. 6-9	0.6	0.6	0.5	0.7	0.1	0.9	0.6	0.6	0.3	0.3	1.3	-	-	-	3.3	5.9
5. 10-19	0.5	0.6	0.4	0.5	0.1	0.9	0.5	0.4	0.2	0.4	0.8	-	-	-	2.4	10.3
6. 20-39	0.4	0.4	0.4	0.6	-	0.3	0.4	0.5	0.2	0.3	0.6	-	-	-	1.9	7.2
7. 40 or more	0.4	0.5	0.2	0.5	0.1	0.6	0.3	0.3	0.2	0.3	0.5	-	-	-	1.7	8.1
<i>Item 22330 Subject A01b</i>	<i>N 9673</i>	<i>4316</i>	<i>4994</i>	<i>6078</i>	<i>1135</i>	<i>1816</i>	<i>2150</i>	<i>3629</i>	<i>2078</i>	<i>7570</i>	<i>1602</i>	<i>5112</i>	<i>2048</i>	<i>848</i>	<i>1407</i>	<i>133</i>
B10I: . . . during the last 30 days?																
1. 0 occasions	98.3	98.1	98.6	97.9	99.6	97.7	98.4	98.4	98.8	98.7	96.9	100.0	100.0	98.9	92.8	63.8
2. 1-2	0.9	1.0	0.8	1.1	0.4	1.2	1.1	0.7	0.8	0.7	1.8	-	-	1.1	3.9	18.3
3. 3-5	0.3	0.4	0.2	0.4	-	0.6	0.2	0.3	0.1	0.2	0.4	-	-	-	1.4	6.2
4. 6-9	0.2	0.2	0.2	0.2	-	0.2	0.2	0.3	0.2	0.2	0.5	-	-	-	0.9	6.2
5. 10-19	0.1	0.2	0.1	0.1	0.1	0.1	0.1	0.2	-	0.1	0.2	-	-	-	0.4	4.3
6. 20-39	*	*	*	*	-	0.1	-	*	-	*	0.1	-	-	-	0.1	0.4
7. 40 or more	0.1	0.1	*	0.1	-	0.1	*	0.1	0.1	*	0.2	-	-	-	0.5	0.9
<i>Item 22340 Subject A01c</i>	<i>N 9674</i>	<i>4318</i>	<i>4994</i>	<i>6078</i>	<i>1135</i>	<i>1818</i>	<i>2150</i>	<i>3629</i>	<i>2078</i>	<i>7572</i>	<i>1602</i>	<i>5112</i>	<i>2049</i>	<i>848</i>	<i>1406</i>	<i>136</i>
B11: Amphetamines have been prescribed by doctors to help people lose weight or to give people more energy. They are sometimes called uppers, ups, speed, bennies, dexies, pep pills, and diet pills. Drugstores are not supposed to sell them without a prescription from a doctor. Amphetamines do NOT include any non-prescription drugs, such as over-the-counter diet pills (like Dexatrim) or stay-awake pills (like No-Doz), or any mail-order drugs.																
On how many occasions (if any) have you taken amphetamines on your own—that is, without a doctor telling you to take them . . .																

*=less than .05 percent.

MONITORING THE FUTURE

QUESTIONNAIRE FORM 1-6 2007	TOTAL	SEX		RACE		REGION				COLLEGE PLANS?		ILLCIT DRUG USE: LIFETIME				
		M	F	White	Black	NE	NC	S	W	Yes	No	None	Mari- juana Only	Few Pills	More Pills	Any Her- oin
<i>N (Weighted No. of Cases):</i> <i>% of Weighted Total:</i>	15132 100.0	6687 44.2	7528 49.7	9245 61.1	1738 11.5	2904 19.2	3304 21.8	5716 37.8	3208 21.2	11537 76.2	2472 16.3	7770 51.3	3164 20.9	1299 8.6	2161 14.3	227 1.5
B11A: . . . in your lifetime?																
1. 0 occasions	88.6	88.9	88.5	86.2	96.3	88.7	87.0	87.9	91.3	89.7	83.5	100.0	100.0	72.7	45.7	25.8
2. 1-2	4.1	3.5	4.5	4.9	1.1	4.0	4.7	4.5	3.0	3.9	5.2	-	-	27.3	10.6	9.7
3. 3-5	2.2	2.1	2.3	2.8	1.0	2.2	3.1	2.2	1.5	2.0	3.4	-	-	-	14.1	12.5
4. 6-9	1.4	1.6	1.1	1.7	0.3	1.5	1.7	1.2	1.3	1.2	2.2	-	-	-	8.5	9.6
5. 10-19	1.2	1.2	1.2	1.4	0.4	1.4	1.2	1.2	1.1	1.1	1.5	-	-	-	7.3	8.0
6. 20-39	0.9	0.9	0.8	1.1	0.1	0.8	0.9	1.1	0.5	0.8	1.4	-	-	-	5.0	10.4
7. 40 or more	1.6	1.8	1.5	1.9	0.6	1.5	1.5	1.9	1.5	1.3	2.7	-	-	-	8.7	24.1
<i>Item 980 Subject A01a</i>	<i>N 14605</i>	<i>6576</i>	<i>7455</i>	<i>9157</i>	<i>1691</i>	<i>2753</i>	<i>3210</i>	<i>5525</i>	<i>3117</i>	<i>11407</i>	<i>2422</i>	<i>7698</i>	<i>3113</i>	<i>1290</i>	<i>2119</i>	<i>223</i>
B11B: . . . during the last 12 months?																
1. 0 occasions	92.5	92.6	92.7	90.9	97.5	92.5	91.8	92.1	94.2	93.3	89.7	100.0	100.0	89.0	61.3	41.4
2. 1-2	3.2	2.8	3.4	3.9	1.1	3.1	3.4	3.5	2.4	2.9	4.2	-	-	11.0	13.7	16.1
3. 3-5	1.4	1.6	1.3	1.6	0.6	1.4	2.1	1.3	0.9	1.3	1.8	-	-	-	8.9	6.2
4. 6-9	1.0	1.2	0.8	1.2	0.2	1.3	0.9	1.0	0.9	0.9	1.3	-	-	-	6.1	9.2
5. 10-19	0.9	0.9	0.8	1.2	0.2	0.7	0.9	1.0	0.8	0.8	1.6	-	-	-	4.8	13.7
6. 20-39	0.4	0.4	0.4	0.5	-	0.4	0.4	0.5	0.3	0.3	0.6	-	-	-	2.4	3.7
7. 40 or more	0.5	0.6	0.5	0.6	0.4	0.5	0.4	0.7	0.5	0.5	0.7	-	-	-	2.8	9.7
<i>Item 990 Subject A01b</i>	<i>N 14605</i>	<i>6577</i>	<i>7453</i>	<i>9154</i>	<i>1693</i>	<i>2752</i>	<i>3211</i>	<i>5527</i>	<i>3115</i>	<i>11407</i>	<i>2422</i>	<i>7703</i>	<i>3115</i>	<i>1288</i>	<i>2116</i>	<i>220</i>
B11C: . . . during the last 30 days?																
1. 0 occasions	96.3	96.1	96.6	95.6	98.5	95.7	96.4	96.1	97.1	96.8	94.5	100.0	100.0	97.2	80.3	61.2
2. 1-2	1.8	1.9	1.7	2.2	0.7	2.1	2.0	1.9	1.4	1.6	2.8	-	-	2.8	9.9	9.4
3. 3-5	0.8	1.0	0.7	1.0	0.5	0.9	0.8	0.9	0.6	0.7	1.3	-	-	-	4.4	10.7
4. 6-9	0.5	0.5	0.5	0.6	0.2	0.6	0.4	0.6	0.4	0.4	0.7	-	-	-	2.3	10.0
5. 10-19	0.3	0.3	0.3	0.3	*	0.5	0.2	0.3	0.2	0.3	0.5	-	-	-	1.5	5.4
6. 20-39	0.1	0.1	0.2	0.2	-	*	0.1	0.2	0.2	0.1	0.1	-	-	-	0.6	2.6
7. 40 or more	0.1	0.1	0.1	0.1	0.2	0.2	0.1	0.1	*	0.1	0.2	-	-	-	0.8	0.5
<i>Item 1000 Subject A01c</i>	<i>N 14603</i>	<i>6576</i>	<i>7454</i>	<i>9152</i>	<i>1695</i>	<i>2752</i>	<i>3208</i>	<i>5527</i>	<i>3116</i>	<i>11407</i>	<i>2421</i>	<i>7705</i>	<i>3115</i>	<i>1287</i>	<i>2113</i>	<i>221</i>
(FORMS 4 AND 6 ONLY) On how many occasions (if any) have you used methamphetamine (meth, speed, crank, crystal meth) by any method . . .																
B11D: . . . in your lifetime?																
1. 0 occasions	97.0	97.0	96.9	96.6	99.0	97.6	98.1	96.5	96.3	97.7	93.6	100.0	100.0	96.0	87.7	31.3
2. 1-2	1.4	1.5	1.4	1.6	0.6	1.5	0.6	1.6	1.8	1.2	2.2	-	-	4.0	5.4	21.8
3. 3-5	0.4	0.3	0.5	0.4	-	0.3	0.4	0.3	0.5	0.3	0.8	-	-	-	1.9	7.5
4. 6-9	0.3	0.2	0.3	0.3	-	0.2	0.1	0.4	0.3	0.3	0.4	-	-	-	1.1	10.6
5. 10-19	0.2	0.3	0.2	0.2	-	-	0.2	0.3	0.3	0.2	0.6	-	-	-	1.5	2.8
6. 20-39	0.2	0.1	0.2	0.2	0.2	0.1	0.3	0.2	-	0.1	0.7	-	-	-	0.4	8.0
7. 40 or more	0.5	0.5	0.5	0.6	0.2	0.4	0.2	0.7	0.7	0.3	1.7	-	-	-	2.1	17.9
<i>Item 30800 Subject A01a</i>	<i>N 4849</i>	<i>2166</i>	<i>2514</i>	<i>3059</i>	<i>566</i>	<i>902</i>	<i>1091</i>	<i>1819</i>	<i>1037</i>	<i>3828</i>	<i>819</i>	<i>2611</i>	<i>1028</i>	<i>409</i>	<i>696</i>	<i>63</i>
B11E: . . . during the last 12 months?																
1. 0 occasions	98.3	98.2	98.4	98.1	99.2	98.6	98.8	97.9	98.5	98.8	96.1	100.0	100.0	98.9	93.8	47.9
2. 1-2	0.8	0.9	0.9	1.0	0.4	0.9	0.4	1.1	0.8	0.7	1.2	-	-	1.1	3.4	19.8
3. 3-5	0.2	0.2	0.2	0.2	-	0.1	0.4	0.1	0.3	0.1	0.9	-	-	-	1.0	5.4
4. 6-9	0.1	0.2	*	0.2	-	0.1	-	0.2	-	0.1	-	-	-	-	0.2	5.7
5. 10-19	0.2	0.1	0.2	0.2	0.1	-	0.4	0.2	-	0.1	0.7	-	-	-	0.5	7.9
6. 20-39	0.2	0.2	0.2	0.2	0.1	0.3	0.1	0.2	0.4	0.1	0.7	-	-	-	0.5	11.6
7. 40 or more	0.1	0.2	-	0.1	0.2	-	-	0.3	-	*	0.5	-	-	-	0.6	1.7
<i>Item 30810 Subject A01b</i>	<i>N 4793</i>	<i>2133</i>	<i>2494</i>	<i>3027</i>	<i>554</i>	<i>895</i>	<i>1077</i>	<i>1797</i>	<i>1024</i>	<i>3788</i>	<i>809</i>	<i>2581</i>	<i>1014</i>	<i>407</i>	<i>687</i>	<i>63</i>
B11F: . . . during the last 30 days?																
1. 0 occasions	99.4	99.3	99.5	99.3	99.4	99.5	99.6	99.2	99.4	99.7	97.8	100.0	100.0	99.3	99.0	67.9
2. 1-2	0.2	0.4	0.2	0.2	0.2	0.2	*	0.4	0.1	0.1	0.7	-	-	0.7	0.3	10.5
3. 3-5	0.1	-	0.2	0.2	-	-	0.2	0.1	0.1	0.1	0.3	-	-	-	0.1	7.6
4. 6-9	0.2	0.3	0.1	0.2	0.1	-	0.1	0.2	0.3	0.1	0.7	-	-	-	0.5	7.8
5. 10-19	*	*	-	*	-	0.3	-	-	-	-	0.3	-	-	-	-	3.6
6. 20-39	*	*	-	-	0.1	-	*	-	-	-	0.1	-	-	-	-	0.8
7. 40 or more	*	-	-	-	0.2	-	-	0.1	-	-	0.1	-	-	-	-	1.7
<i>Item 30820 Subject A01c</i>	<i>N 4789</i>	<i>2131</i>	<i>2492</i>	<i>3024</i>	<i>553</i>	<i>895</i>	<i>1075</i>	<i>1796</i>	<i>1024</i>	<i>3785</i>	<i>807</i>	<i>2579</i>	<i>1013</i>	<i>407</i>	<i>686</i>	<i>63</i>
(FORMS 2 AND 5 ONLY) On how many occasions (if any) have you smoked (or inhaled the fumes of) crystal meth ("ice") . . .																

* = less than .05 percent.

DESCRIPTIVE RESULTS: 2007

35

QUESTIONNAIRE FORM 1-6 2007	TOTAL	SEX		RACE		REGION				COLLEGE PLANS?		ILLICIT DRUG USE: LIFETIME				
		M	F	White	Black	NE	NC	S	W	Yes	No	None	Mari- juana Only	Few Pills	More Pills	Any Her- oin
<i>N (Weighted No. of Cases):</i>	15132	6687	7528	9245	1738	2904	3304	5716	3208	11537	2472	7770	3164	1299	2161	227
<i>% of Weighted Total:</i>	100.0	44.2	49.7	61.1	11.5	19.2	21.8	37.8	21.2	76.2	16.3	51.3	20.9	8.6	14.3	1.5
B11G: . . . in your lifetime?																
1. 0 occasions	96.6	96.2	97.1	96.5	99.1	97.4	98.0	96.1	95.6	97.4	93.5	100.0	100.0	92.0	87.7	48.5
2. 1-2	1.6	2.0	1.3	1.7	0.3	1.6	0.8	1.8	2.0	1.4	2.6	-	-	8.0	4.5	14.0
3. 3-5	0.6	0.7	0.5	0.6	0.2	0.4	0.3	0.5	1.3	0.4	1.3	-	-	-	2.9	11.3
4. 6-9	0.2	0.2	0.2	0.2	0.3	0.2	0.2	0.3	0.2	0.1	0.6	-	-	-	1.0	6.1
5. 10-19	0.3	0.1	0.4	0.3	-	0.1	0.2	0.5	0.3	0.3	-	-	-	-	2.0	1.4
6. 20-39	0.2	0.2	0.3	0.3	0.1	0.1	0.1	0.4	0.2	0.2	0.6	-	-	-	0.6	8.6
7. 40 or more	0.4	0.5	0.2	0.4	-	0.2	0.4	0.4	0.5	0.2	1.4	-	-	-	1.3	10.1
<i>Item 24380 Subject A01a</i>	<i>N</i> 4920	2280	2472	3090	577	923	1069	1881	1046	3851	829	2574	1059	438	709	85
B11H: . . . during the last 12 months?																
1. 0 occasions	98.4	98.2	98.6	98.3	99.4	98.9	98.5	98.3	97.9	98.8	96.3	100.0	100.0	97.3	94.3	68.0
2. 1-2	0.8	0.9	0.6	0.7	0.4	0.5	0.7	0.7	1.2	0.6	1.7	-	-	2.7	2.5	10.7
3. 3-5	0.3	0.2	0.3	0.5	-	0.1	0.1	0.5	0.3	0.3	0.4	-	-	-	1.6	3.3
4. 6-9	0.1	0.2	*	0.1	-	0.1	0.1	0.1	-	0.1	0.1	-	-	-	0.4	1.8
5. 10-19	0.1	*	0.2	0.1	-	0.2	-	0.2	0.2	0.1	0.2	-	-	-	0.5	3.9
6. 20-39	0.2	0.3	0.1	0.2	0.1	0.1	0.4	0.1	0.1	*	0.9	-	-	-	0.4	6.5
7. 40 or more	0.1	0.2	0.1	0.2	-	0.2	*	0.2	0.2	0.1	0.5	-	-	-	0.2	5.8
<i>Item 24390 Subject A01b</i>	<i>N</i> 4925	2284	2473	3090	577	923	1069	1883	1049	3854	829	2574	1060	440	710	85
B11I: . . . during the last 30 days?																
1. 0 occasions	99.4	99.3	99.6	99.4	99.9	99.6	99.9	99.1	99.4	99.6	98.6	100.0	100.0	99.6	98.4	81.2
2. 1-2	0.2	0.3	0.2	0.2	-	-	-	0.4	0.4	0.3	0.1	-	-	0.4	0.7	4.5
3. 3-5	0.1	0.1	0.1	0.1	-	0.1	-	0.2	-	*	0.4	-	-	-	0.3	2.9
4. 6-9	0.1	0.2	-	0.1	-	0.1	-	0.1	0.1	*	0.4	-	-	-	0.2	3.8
5. 10-19	0.1	*	0.1	0.1	-	0.1	-	0.1	0.1	0.1	0.1	-	-	-	0.2	2.1
6. 20-39	0.1	0.1	*	0.1	0.1	-	0.1	0.1	-	*	0.3	-	-	-	-	4.2
7. 40 or more	0.1	*	0.1	*	-	0.1	*	0.1	0.1	*	0.1	-	-	-	0.2	1.3
<i>Item 24400 Subject A01c</i>	<i>N</i> 4924	2285	2473	3092	575	921	1070	1883	1049	3854	827	2576	1060	440	709	83
The next questions are about QUAALUDES (Methaqualone).																
Quaaludes are sometimes called: soapers, quads, ludes.																
B12: (FORM 1 ONLY) On how many occasions (if any) have you taken quaaludes on your own—that is, without a doctor telling you to take them . . .																
B12A: . . . use in your lifetime?																
1. 0 occasions	99.0	98.8	99.6	99.2	99.5	99.7	98.9	98.8	98.8	99.3	97.5	100.0	100.0	99.4	95.9	78.2
2. 1-2	0.3	0.2	0.1	0.3	0.5	0.3	0.2	0.1	0.6	0.1	1.0	-	-	0.6	1.1	3.2
3. 3-5	0.3	0.3	0.1	0.3	-	-	0.4	0.6	-	0.1	1.2	-	-	-	1.5	5.9
4. 6-9	0.2	0.4	-	-	-	-	-	0.1	0.7	0.2	-	-	-	-	0.8	4.8
5. 10-19	0.2	0.2	0.1	0.2	-	-	0.5	0.2	-	0.2	0.2	-	-	-	0.5	6.9
6. 20-39	-	-	-	-	-	-	-	-	-	-	-	-	-	-	-	-
7. 40 or more	*	*	*	*	-	-	0.1	0.1	-	*	0.1	-	-	-	0.1	1.0
<i>Item 1010 Subject A01a</i>	<i>N</i> 2359	1046	1220	1462	270	449	509	881	519	1822	375	1219	519	197	338	38
B12B: . . . during the last 12 months?																
1. 0 occasions	99.5	99.4	99.8	99.7	99.5	100.0	99.3	99.6	99.1	99.6	98.5	100.0	100.0	100.0	97.3	91.4
2. 1-2	0.2	0.2	0.1	0.2	0.5	-	0.4	0.2	0.2	0.1	0.6	-	-	-	1.2	3.3
3. 3-5	0.1	-	0.1	0.1	-	-	0.3	0.1	-	-	0.7	-	-	-	0.6	2.1
4. 6-9	0.2	0.3	-	-	-	-	-	-	0.7	0.2	-	-	-	-	0.8	2.1
5. 10-19	-	-	-	-	-	-	-	-	-	-	-	-	-	-	-	-
6. 20-39	*	*	-	-	-	-	0.1	-	-	*	-	-	-	-	-	1.1
7. 40 or more	*	-	*	*	-	-	-	0.1	-	-	0.1	-	-	-	0.1	-
<i>Item 1020 Subject A01b</i>	<i>N</i> 2361	1045	1223	1463	270	451	511	879	519	1823	377	1219	520	197	338	36
B12C: . . . during the last 30 days?																
1. 0 occasions	99.6	99.6	99.8	99.9	99.5	100.0	99.6	99.7	99.1	99.7	98.8	100.0	100.0	100.0	98.2	91.4
2. 1-2	0.3	0.3	0.1	0.1	0.5	-	0.3	0.1	0.8	0.2	0.7	-	-	-	1.3	5.5
3. 3-5	0.1	-	-	-	-	-	-	0.1	-	-	0.3	-	-	-	0.4	-
4. 6-9	*	0.1	-	-	-	-	-	-	0.1	*	-	-	-	-	-	2.1
5. 10-19	*	*	-	-	-	-	0.1	-	-	*	-	-	-	-	-	1.1
6. 20-39	-	-	-	-	-	-	-	-	-	-	-	-	-	-	-	-
7. 40 or more	*	-	*	*	-	-	-	0.1	-	-	0.1	-	-	-	0.1	-
<i>Item 1030 Subject A01c</i>	<i>N</i> 2361	1045	1223	1463	270	451	511	879	519	1823	377	1219	520	197	338	36

*=less than .05 percent.

QUESTIONNAIRE FORM 1-6 2007	TOTAL	SEX		RACE		REGION				COLLEGE PLANS?		ILLCIT DRUG USE: LIFETIME				
		M	F	White	Black	NE	NC	S	W	Yes	No	None	Mari- juana Only	Few Pills	More Pills	Any Her- oin
<i>N (Weighted No. of Cases):</i>	15132	6687	7528	9245	1738	2904	3304	5716	3208	11537	2472	7770	3164	1299	2161	227
<i>% of Weighted Total:</i>	100.0	44.2	49.7	61.1	11.5	19.2	21.8	37.8	21.2	76.2	16.3	51.3	20.9	8.6	14.3	1.5
B13: Sedatives, including barbiturates, are sometimes prescribed by doctors to help people relax or get to sleep. They are sometimes called downers or downers, and include phenobarbital, Tuinal, Nembutal, and Seconal. On how many occasions (if any) have you taken sedatives on your own—that is, without a doctor telling you to take them . . .																
B13A: . . . in your lifetime?																
1. 0 occasions	90.7	90.4	90.9	89.2	96.0	91.7	90.7	89.2	92.4	91.4	87.3	100.0	100.0	76.4	57.1	30.9
2. 1-2	3.7	3.8	3.6	4.0	1.8	3.8	3.9	3.9	3.2	3.4	5.3	-	-	23.6	10.2	11.7
3. 3-5	1.7	1.7	1.7	2.1	0.5	1.3	1.8	2.0	1.4	1.7	2.0	-	-	-	10.5	12.5
4. 6-9	1.2	1.5	0.9	1.5	0.5	0.8	1.2	1.6	0.8	1.1	1.4	-	-	-	7.0	11.4
5. 10-19	1.0	0.9	1.1	1.2	0.2	0.7	1.1	1.3	0.8	1.0	1.5	-	-	-	6.0	11.4
6. 20-39	0.6	0.6	0.6	0.7	0.4	0.8	0.6	0.7	0.4	0.5	0.9	-	-	-	3.4	7.4
7. 40 or more	1.1	1.1	1.1	1.3	0.5	0.9	0.8	1.4	1.0	0.9	1.6	-	-	-	5.9	14.7
<i>Item 1042 Subject A01a</i>	<i>N 14582</i>	<i>6581</i>	<i>7465</i>	<i>9168</i>	<i>1701</i>	<i>2746</i>	<i>3205</i>	<i>5500</i>	<i>3130</i>	<i>11411</i>	<i>2429</i>	<i>7674</i>	<i>3110</i>	<i>1287</i>	<i>2115</i>	<i>219</i>
B13B: . . . during the last 12 months?																
1. 0 occasions	93.8	93.7	93.8	92.5	97.3	94.5	94.1	92.8	94.6	94.3	91.8	100.0	100.0	89.5	68.9	47.0
2. 1-2	3.0	3.0	3.1	3.7	1.3	2.8	3.0	3.3	2.7	2.8	4.1	-	-	10.5	12.8	16.4
3. 3-5	1.1	1.2	1.1	1.3	0.5	0.5	1.3	1.5	0.9	1.0	1.5	-	-	-	6.8	9.2
4. 6-9	0.8	0.9	0.7	1.0	0.2	0.8	0.6	0.9	0.7	0.7	1.1	-	-	-	4.3	10.7
5. 10-19	0.6	0.7	0.5	0.7	0.3	0.6	0.5	0.8	0.5	0.6	0.7	-	-	-	3.5	8.2
6. 20-39	0.4	0.4	0.4	0.5	0.2	0.5	0.4	0.4	0.5	0.4	0.6	-	-	-	2.3	4.7
7. 40 or more	0.3	0.2	0.3	0.3	0.3	0.3	0.2	0.3	0.1	0.2	0.4	-	-	-	1.4	3.7
<i>Item 1052 Subject A01b</i>	<i>N 14582</i>	<i>6585</i>	<i>7465</i>	<i>9168</i>	<i>1701</i>	<i>2744</i>	<i>3206</i>	<i>5501</i>	<i>3131</i>	<i>11411</i>	<i>2428</i>	<i>7676</i>	<i>3110</i>	<i>1287</i>	<i>2110</i>	<i>219</i>
B13C: . . . during the last 30 days?																
1. 0 occasions	97.3	97.3	97.3	96.8	98.6	97.4	97.7	96.6	97.9	97.6	96.3	100.0	100.0	97.9	85.3	72.6
2. 1-2	1.5	1.6	1.4	1.8	0.7	1.2	1.4	1.8	1.3	1.3	2.2	-	-	2.1	7.5	13.0
3. 3-5	0.6	0.6	0.7	0.8	0.2	0.5	0.6	0.9	0.4	0.6	0.5	-	-	-	3.9	5.9
4. 6-9	0.3	0.3	0.3	0.3	0.3	0.3	0.2	0.4	0.2	0.2	0.4	-	-	-	1.6	4.0
5. 10-19	0.2	0.2	0.1	0.2	*	0.2	0.1	0.2	0.1	0.1	0.3	-	-	-	0.8	3.4
6. 20-39	0.1	0.1	0.1	0.1	0.2	0.2	*	0.2	*	0.1	0.2	-	-	-	0.7	0.4
7. 40 or more	0.1	*	0.1	0.1	-	0.2	*	0.1	-	0.1	0.1	-	-	-	0.3	0.8
<i>Item 1062 Subject A01c</i>	<i>N 14580</i>	<i>6582</i>	<i>7466</i>	<i>9167</i>	<i>1700</i>	<i>2744</i>	<i>3206</i>	<i>5500</i>	<i>3129</i>	<i>11409</i>	<i>2428</i>	<i>7675</i>	<i>3110</i>	<i>1286</i>	<i>2111</i>	<i>219</i>
B14: Tranquilizers are sometimes prescribed by doctors to calm people down, quiet their nerves, or relax their muscles. Librium, Valium, and Xanax are all tranquilizers. On how many occasions (if any) have you taken tranquilizers on your own—that is, without a doctor telling you to take them . . .																
B14A: . . . in your lifetime?																
1. 0 occasions	90.5	89.9	91.2	88.4	97.9	90.7	90.5	89.1	92.7	91.5	86.4	100.0	100.0	78.5	54.5	32.7
2. 1-2	3.7	3.7	3.7	4.5	1.2	4.2	3.7	3.8	3.1	3.7	4.2	-	-	21.5	11.5	9.5
3. 3-5	1.9	1.8	1.8	2.4	0.3	2.0	1.7	2.3	1.5	1.7	2.9	-	-	-	12.0	11.9
4. 6-9	1.1	1.1	1.2	1.3	-	0.7	1.2	1.3	1.0	1.0	2.0	-	-	-	6.5	10.8
5. 10-19	1.2	1.4	0.9	1.4	0.3	1.0	1.2	1.4	0.7	1.0	1.9	-	-	-	6.7	12.0
6. 20-39	0.6	0.8	0.4	0.7	0.1	0.6	0.7	0.6	0.5	0.5	0.9	-	-	-	3.5	5.8
7. 40 or more	1.0	1.3	0.8	1.3	0.2	0.8	0.9	1.5	0.5	0.8	1.9	-	-	-	5.3	17.4
<i>Item 1070 Subject A01a</i>	<i>N 14581</i>	<i>6590</i>	<i>7470</i>	<i>9172</i>	<i>1704</i>	<i>2742</i>	<i>3207</i>	<i>5507</i>	<i>3125</i>	<i>11415</i>	<i>2430</i>	<i>7681</i>	<i>3103</i>	<i>1288</i>	<i>2117</i>	<i>219</i>
B14B: . . . during the last 12 months?																
1. 0 occasions	93.8	93.1	94.6	92.3	98.8	94.1	93.6	93.0	95.3	94.5	90.9	100.0	100.0	92.3	67.6	46.3
2. 1-2	2.7	2.7	2.6	3.4	0.7	2.7	2.9	2.8	2.3	2.6	3.3	-	-	7.7	12.5	14.0
3. 3-5	1.1	1.3	1.0	1.4	*	1.0	0.9	1.5	0.8	0.9	2.0	-	-	-	6.9	7.5
4. 6-9	0.9	1.1	0.8	1.2	*	1.0	1.0	0.9	0.7	0.8	1.7	-	-	-	5.5	9.6
5. 10-19	0.8	1.0	0.6	0.9	0.2	0.6	0.8	1.1	0.4	0.7	1.1	-	-	-	4.3	10.4
6. 20-39	0.3	0.3	0.3	0.4	-	0.3	0.4	0.3	0.3	0.3	0.3	-	-	-	1.7	4.2
7. 40 or more	0.3	0.6	0.2	0.4	0.2	0.2	0.5	0.5	0.1	0.2	0.7	-	-	-	1.6	8.0
<i>Item 1080 Subject A01b</i>	<i>N 14577</i>	<i>6588</i>	<i>7472</i>	<i>9171</i>	<i>1704</i>	<i>2740</i>	<i>3209</i>	<i>5504</i>	<i>3124</i>	<i>11413</i>	<i>2429</i>	<i>7683</i>	<i>3103</i>	<i>1286</i>	<i>2110</i>	<i>220</i>

* = less than .05 percent.

DESCRIPTIVE RESULTS: 2007

37

QUESTIONNAIRE FORM 1-6 2007	TOTAL	SEX		RACE		REGION				COLLEGE PLANS?		ILLICIT DRUG USE: LIFETIME				
		M	F	White	Black	NE	NC	S	W	Yes	No	None	Mari- juana Only	Few Pills	More Pills	Any Her- oin
<i>N (Weighted No. of Cases):</i>	15132	6687	7528	9245	1738	2904	3304	5716	3208	11537	2472	7770	3164	1299	2161	227
<i>% of Weighted Total:</i>	100.0	44.2	49.7	61.1	11.5	19.2	21.8	37.8	21.2	76.2	16.3	51.3	20.9	8.6	14.3	1.5
B14C: . . . during the last 30 days?																
1. 0 occasions	97.4	96.9	97.9	96.8	99.4	97.4	97.3	96.9	98.2	97.8	95.3	100.0	100.0	98.2	85.9	69.3
2. 1-2	1.5	1.7	1.3	1.8	0.2	1.5	1.5	1.6	1.2	1.2	2.7	-	-	1.8	8.1	11.0
3. 3-5	0.7	0.8	0.5	0.9	0.2	0.6	0.7	0.8	0.3	0.5	1.2	-	-	-	3.4	10.9
4. 6-9	0.3	0.4	0.2	0.3	*	0.3	0.2	0.4	0.1	0.3	0.3	-	-	-	1.5	3.6
5. 10-19	0.1	0.1	0.1	0.1	0.2	0.2	0.1	0.2	0.1	0.1	0.3	-	-	-	0.7	2.9
6. 20-39	*	*	*	*	-	0.1	-	0.1	-	*	0.1	-	-	-	0.2	0.7
7. 40 or more	*	0.1	*	*	-	*	0.1	*	-	*	0.1	-	-	-	0.2	1.6
<i>Item 1090 Subject A01c</i>	<i>N 14574</i>	<i>6587</i>	<i>7472</i>	<i>9168</i>	<i>1704</i>	<i>2737</i>	<i>3208</i>	<i>5503</i>	<i>3125</i>	<i>11412</i>	<i>2429</i>	<i>7683</i>	<i>3103</i>	<i>1287</i>	<i>2110</i>	<i>216</i>
B15: On how many occasions (if any) have you used heroin . . .																
B15A: . . . in your lifetime?																
1. 0 occasions	98.5	98.2	98.8	98.3	99.3	98.3	98.7	98.4	98.4	98.8	96.8	100.0	100.0	100.0	100.0	-
2. 1-2	0.8	0.9	0.7	0.9	0.3	0.6	0.6	0.9	1.0	0.7	1.6	-	-	-	-	53.6
3. 3-5	0.2	0.2	0.2	0.2	0.1	0.1	0.3	0.2	0.2	0.2	0.4	-	-	-	-	12.3
4. 6-9	0.1	0.2	*	0.1	0.1	0.2	*	0.1	0.2	0.1	0.2	-	-	-	-	7.8
5. 10-19	0.2	0.2	0.2	0.2	0.1	0.3	0.2	0.2	*	0.1	0.5	-	-	-	-	11.8
6. 20-39	0.1	*	0.1	*	-	0.1	0.1	*	*	0.1	0.1	-	-	-	-	3.8
7. 40 or more	0.2	0.3	*	0.2	0.1	0.3	0.1	0.1	0.2	0.1	0.4	-	-	-	-	10.8
<i>Item 1100 Subject A01a</i>	<i>N 14580</i>	<i>6588</i>	<i>7477</i>	<i>9168</i>	<i>1705</i>	<i>2740</i>	<i>3207</i>	<i>5508</i>	<i>3125</i>	<i>11418</i>	<i>2437</i>	<i>7673</i>	<i>3106</i>	<i>1288</i>	<i>2113</i>	<i>223</i>
B15B: . . . during the last 12 months?																
1. 0 occasions	99.1	98.8	99.4	99.0	99.5	98.9	99.2	99.1	99.1	99.3	97.8	100.0	100.0	100.0	100.0	39.2
2. 1-2	0.5	0.5	0.4	0.6	0.2	0.5	0.4	0.5	0.6	0.4	1.0	-	-	-	-	32.3
3. 3-5	0.2	0.3	0.1	0.2	0.2	0.1	0.2	0.2	0.2	0.1	0.5	-	-	-	-	11.9
4. 6-9	0.1	0.1	0.1	0.1	*	0.2	0.1	0.1	*	0.1	0.2	-	-	-	-	6.4
5. 10-19	*	*	*	0.1	-	*	0.1	0.1	-	*	0.1	-	-	-	-	2.9
6. 20-39	*	*	*	*	-	0.1	*	*	-	*	0.1	-	-	-	-	1.8
7. 40 or more	0.1	0.2	-	0.1	-	0.2	*	0.1	0.1	0.1	0.2	-	-	-	-	5.6
<i>Item 1110 Subject A01b</i>	<i>N 14582</i>	<i>6592</i>	<i>7478</i>	<i>9172</i>	<i>1705</i>	<i>2740</i>	<i>3209</i>	<i>5509</i>	<i>3124</i>	<i>11420</i>	<i>2437</i>	<i>7675</i>	<i>3107</i>	<i>1288</i>	<i>2115</i>	<i>220</i>
B15C: . . . during the last 30 days?																
1. 0 occasions	99.6	99.5	99.7	99.6	99.7	99.4	99.7	99.6	99.6	99.7	98.9	100.0	100.0	100.0	100.0	72.6
2. 1-2	0.2	0.1	0.2	0.2	0.2	0.1	0.2	0.2	0.3	0.1	0.5	-	-	-	-	12.2
3. 3-5	0.1	0.1	*	0.1	0.1	0.1	0.1	0.1	-	*	0.3	-	-	-	-	5.3
4. 6-9	*	0.1	*	*	*	0.1	*	*	*	*	0.1	-	-	-	-	3.1
5. 10-19	*	0.1	-	*	-	*	*	*	*	*	0.1	-	-	-	-	2.4
6. 20-39	*	*	-	*	-	*	-	*	-	*	-	-	-	-	-	0.7
7. 40 or more	0.1	0.1	-	0.1	-	0.2	-	0.1	*	*	0.2	-	-	-	-	3.8
<i>Item 1120 Subject A01c</i>	<i>N 14582</i>	<i>6593</i>	<i>7478</i>	<i>9172</i>	<i>1704</i>	<i>2742</i>	<i>3206</i>	<i>5510</i>	<i>3124</i>	<i>11421</i>	<i>2436</i>	<i>7674</i>	<i>3107</i>	<i>1288</i>	<i>2115</i>	<i>222</i>
B15: (FORMS 2, 5, AND 6 ONLY) On how many occasions (if any) have you taken heroin using a needle . . .																
B15D: . . . in your lifetime?																
1. 0 occasions	99.3	99.0	99.6	99.5	99.7	99.2	99.6	99.3	99.2	99.5	98.5	100.0	100.0	100.0	100.0	59.8
2. 1-2	0.3	0.3	0.3	0.2	0.2	0.3	0.3	0.2	0.5	0.3	0.4	-	-	-	-	17.7
3. 3-5	0.1	0.2	0.1	0.1	-	0.1	*	0.2	0.2	*	0.6	-	-	-	-	7.1
4. 6-9	*	0.1	-	*	0.1	0.1	0.1	-	-	*	0.1	-	-	-	-	1.6
5. 10-19	*	0.1	-	*	-	0.1	-	0.1	*	*	0.1	-	-	-	-	2.7
6. 20-39	*	0.1	*	*	-	*	-	0.1	0.1	0.1	-	-	-	-	-	2.8
7. 40 or more	0.1	0.2	*	0.1	-	0.3	-	0.2	0.1	0.1	0.3	-	-	-	-	8.3
<i>Item 29630 Subject A01a</i>	<i>N 7343</i>	<i>3382</i>	<i>3722</i>	<i>4630</i>	<i>860</i>	<i>1378</i>	<i>1609</i>	<i>2791</i>	<i>1565</i>	<i>5747</i>	<i>1251</i>	<i>3883</i>	<i>1560</i>	<i>653</i>	<i>1043</i>	<i>125</i>
B15E: . . . during the last 12 months?																
1. 0 occasions	99.6	99.5	99.9	99.7	99.8	99.3	99.9	99.6	99.8	99.8	99.0	100.0	100.0	100.0	100.0	79.2
2. 1-2	0.1	0.1	0.1	0.1	0.1	0.3	*	0.1	0.2	0.1	0.6	-	-	-	-	8.6
3. 3-5	0.1	0.1	-	*	0.1	0.1	*	0.1	-	*	0.1	-	-	-	-	3.7
4. 6-9	*	*	-	*	-	0.1	-	-	-	-	0.1	-	-	-	-	0.6
5. 10-19	*	*	*	*	-	-	-	*	*	*	*	-	-	-	-	1.3
6. 20-39	*	0.1	-	*	-	*	-	0.1	-	*	0.1	-	-	-	-	2.4
7. 40 or more	0.1	0.2	-	0.1	-	0.2	-	0.1	-	0.1	0.1	-	-	-	-	4.2
<i>Item 29640 Subject A01b</i>	<i>N 7346</i>	<i>3382</i>	<i>3724</i>	<i>4631</i>	<i>860</i>	<i>1377</i>	<i>1609</i>	<i>2795</i>	<i>1565</i>	<i>5748</i>	<i>1251</i>	<i>3883</i>	<i>1563</i>	<i>653</i>	<i>1044</i>	<i>124</i>

*=less than .05 percent.

MONITORING THE FUTURE

QUESTIONNAIRE FORM 1-6 2007	TOTAL	SEX		RACE		REGION				COLLEGE PLANS?		ILLICIT DRUG USE: LIFETIME					
		M	F	White	Black	NE	NC	S	W	Yes	No	None	Mari- juana Only	Few Pills	More Pills	Any Her- oin	
<i>N (Weighted No. of Cases):</i>	15132	6687	7528	9245	1738	2904	3304	5716	3208	11537	2472	7770	3164	1299	2161	227	
<i>% of Weighted Total:</i>	100.0	44.2	49.7	61.1	11.5	19.2	21.8	37.8	21.2	76.2	16.3	51.3	20.9	8.6	14.3	1.5	
B15F: . . . during the last 30 days?																	
1. 0 occasions	99.8	99.7	100.0	99.8	99.9	99.6	100.0	99.7	100.0	99.9	99.4	100.0	100.0	100.0	100.0	88.8	
2. 1-2	*	-	-	-	0.1	0.1	-	*	-	-	0.2	-	-	-	-	2.3	
3. 3-5	0.1	0.1	-	*	-	0.1	-	0.1	*	*	0.3	-	-	-	-	3.6	
4. 6-9	*	*	-	*	-	0.1	-	-	-	-	0.1	-	-	-	-	0.6	
5. 10-19	*	*	-	*	-	*	-	*	-	*	-	-	-	-	-	1.2	
6. 20-39	-	-	-	-	-	-	-	-	-	-	-	-	-	-	-	-	
7. 40 or more	0.1	0.1	-	0.1	-	0.1	-	0.1	-	0.1	0.1	-	-	-	-	3.6	
<i>Item 29650 Subject A01c</i>	<i>N</i>	<i>7344</i>	<i>3381</i>	<i>3724</i>	<i>4631</i>	<i>859</i>	<i>1377</i>	<i>1608</i>	<i>2795</i>	<i>1564</i>	<i>5747</i>	<i>1251</i>	<i>3883</i>	<i>1563</i>	<i>653</i>	<i>1044</i>	<i>122</i>
B15: (FORMS 2, 5, AND 6 ONLY) On how many occasions (if any) have you taken heroin WITHOUT using a needle...																	
B15G: ... in your lifetime?																	
1. 0 occasions	98.6	98.2	99.1	98.5	99.1	98.3	98.9	98.6	98.6	99.0	96.5	100.0	100.0	100.0	100.0	17.2	
2. 1-2	0.7	0.9	0.5	0.8	0.5	0.6	0.6	0.8	0.8	0.6	1.5	-	-	-	-	42.5	
3. 3-5	0.2	0.3	0.1	0.2	-	0.2	0.2	0.1	0.5	0.1	0.7	-	-	-	-	12.3	
4. 6-9	0.1	0.1	*	0.1	0.2	0.3	-	*	*	*	0.3	-	-	-	-	5.0	
5. 10-19	0.3	0.2	0.3	0.3	0.1	0.4	0.3	0.3	*	0.2	0.7	-	-	-	-	15.2	
6. 20-39	*	-	*	*	-	0.2	-	-	-	-	0.2	-	-	-	-	1.9	
7. 40 or more	0.1	0.2	*	0.1	0.1	0.1	0.1	0.2	*	0.1	0.1	-	-	-	-	5.9	
<i>Item 29660 Subject A01a</i>	<i>N</i>	<i>7325</i>	<i>3378</i>	<i>3729</i>	<i>4632</i>	<i>861</i>	<i>1378</i>	<i>1599</i>	<i>2790</i>	<i>1560</i>	<i>5736</i>	<i>1247</i>	<i>3874</i>	<i>1559</i>	<i>652</i>	<i>1040</i>	<i>123</i>
B15H: . . . during the last 12 months?																	
1. 0 occasions	99.0	98.8	99.4	98.9	99.5	98.9	99.1	99.0	99.1	99.3	97.4	100.0	100.0	100.0	100.0	42.5	
2. 1-2	0.5	0.7	0.3	0.6	0.4	0.3	0.5	0.5	0.7	0.4	1.4	-	-	-	-	31.9	
3. 3-5	0.2	0.3	0.1	0.2	0.1	0.3	0.2	0.2	0.1	0.1	0.6	-	-	-	-	10.8	
4. 6-9	0.1	0.1	0.1	0.1	0.1	0.4	0.1	0.1	-	0.1	0.3	-	-	-	-	6.9	
5. 10-19	*	*	*	0.1	-	-	0.1	0.1	-	*	0.1	-	-	-	-	2.4	
6. 20-39	*	*	*	*	-	*	-	*	-	*	*	-	-	-	-	1.1	
7. 40 or more	0.1	0.2	-	0.1	-	0.1	0.1	0.1	*	0.1	0.1	-	-	-	-	4.4	
<i>Item 29670 Subject A01b</i>	<i>N</i>	<i>7328</i>	<i>3379</i>	<i>3732</i>	<i>4633</i>	<i>861</i>	<i>1376</i>	<i>1599</i>	<i>2793</i>	<i>1560</i>	<i>5739</i>	<i>1247</i>	<i>3876</i>	<i>1559</i>	<i>652</i>	<i>1041</i>	<i>123</i>
B15I: . . . during the last 30 days?																	
1. 0 occasions	99.6	99.6	99.8	99.6	99.6	99.3	99.7	99.7	99.9	99.8	99.0	100.0	100.0	100.0	100.0	78.6	
2. 1-2	0.2	0.1	0.2	0.2	0.4	0.2	0.3	0.2	0.1	0.1	0.7	-	-	-	-	10.9	
3. 3-5	0.1	*	-	*	-	0.2	-	*	-	*	0.1	-	-	-	-	3.0	
4. 6-9	0.1	0.1	*	0.1	0.1	0.3	-	*	-	*	0.1	-	-	-	-	3.3	
5. 10-19	*	0.1	-	0.1	-	-	0.1	*	*	*	*	-	-	-	-	2.0	
6. 20-39	-	-	-	-	-	-	-	-	-	-	-	-	-	-	-	-	
7. 40 or more	*	0.1	-	*	-	*	-	0.1	-	*	*	-	-	-	-	2.3	
<i>Item 29680 Subject A01c</i>	<i>N</i>	<i>7329</i>	<i>3382</i>	<i>3731</i>	<i>4636</i>	<i>859</i>	<i>1379</i>	<i>1599</i>	<i>2791</i>	<i>1561</i>	<i>5740</i>	<i>1246</i>	<i>3874</i>	<i>1559</i>	<i>652</i>	<i>1042</i>	<i>124</i>
B16: There are a number of narcotics other than heroin, such as methadone, opium, morphine, codeine, Demerol, Vicodin, OxyContin, and Percocet. These are sometimes prescribed by doctors.																	
On how many occasions (if any) have you taken narcotics other than heroin on your own—that is, without a doctor telling you to take them . . .																	
B16A: . . . in your lifetime?																	
1. 0 occasions	86.9	85.2	88.5	83.5	95.6	86.4	85.1	87.9	87.3	88.0	81.9	100.0	100.0	66.4	38.2	20.6	
2. 1-2	4.6	4.9	4.4	5.9	1.7	5.4	4.8	4.1	4.8	4.5	5.4	-	-	33.6	10.6	9.0	
3. 3-5	2.6	2.6	2.5	3.2	1.2	2.5	3.2	2.5	2.0	2.3	3.9	-	-	-	16.9	8.5	
4. 6-9	1.7	1.9	1.5	2.2	0.3	1.8	1.8	1.5	1.9	1.5	2.6	-	-	-	10.6	10.4	
5. 10-19	1.6	2.0	1.1	2.0	0.5	1.2	1.9	1.5	1.6	1.4	2.4	-	-	-	9.4	12.9	
6. 20-39	1.0	1.3	0.8	1.4	0.2	0.8	1.6	0.8	1.1	0.9	1.6	-	-	-	6.1	10.2	
7. 40 or more	1.6	2.0	1.2	2.0	0.5	1.9	1.7	1.7	1.3	1.4	2.3	-	-	-	8.3	28.3	
<i>Item 1130 Subject A01a</i>	<i>N</i>	<i>14505</i>	<i>6581</i>	<i>7467</i>	<i>9164</i>	<i>1707</i>	<i>2726</i>	<i>3201</i>	<i>5480</i>	<i>3099</i>	<i>11379</i>	<i>2419</i>	<i>7648</i>	<i>3083</i>	<i>1277</i>	<i>2109</i>	<i>216</i>

DESCRIPTIVE RESULTS: 2007

39

QUESTIONNAIRE FORM 1-6 2007	TOTAL	SEX		RACE		REGION				COLLEGE PLANS?		ILLCIT DRUG USE: LIFETIME				
		M	F	White	Black	NE	NC	S	W	Yes	No	None	Mari- juana Only	Few Pills	More Pills	Any Her- oin
<i>N (Weighted No. of Cases):</i>	15132	6687	7528	9245	1738	2904	3304	5716	3208	11537	2472	7770	3164	1299	2161	227
<i>% of Weighted Total:</i>	100.0	44.2	49.7	61.1	11.5	19.2	21.8	37.8	21.2	76.2	16.3	51.3	20.9	8.6	14.3	1.5
B16B: . . . during the last 12 months?																
1. 0 occasions	90.8	89.1	92.4	88.3	97.1	90.7	89.5	91.7	90.8	91.7	87.1	100.0	100.0	84.1	53.2	33.9
2. 1-2	3.7	4.2	3.4	4.7	1.6	3.8	4.2	3.6	3.4	3.6	5.1	-	-	15.9	15.0	11.3
3. 3-5	2.0	2.3	1.7	2.6	0.4	2.2	2.3	1.6	2.2	1.7	3.0	-	-	-	12.3	14.0
4. 6-9	1.1	1.2	0.9	1.3	0.1	0.9	1.3	0.8	1.3	0.9	1.7	-	-	-	6.3	10.1
5. 10-19	1.1	1.5	0.7	1.3	0.4	1.1	1.2	1.1	1.0	0.9	1.2	-	-	-	6.5	9.2
6. 20-39	0.7	0.9	0.5	1.0	0.1	0.7	0.9	0.5	1.0	0.6	0.9	-	-	-	4.2	7.8
7. 40 or more	0.6	0.8	0.4	0.8	0.2	0.6	0.7	0.6	0.4	0.5	0.9	-	-	-	2.6	13.8
<i>Item 1140 Subject A01b</i>	<i>N 14497</i>	<i>6578</i>	<i>7466</i>	<i>9157</i>	<i>1703</i>	<i>2720</i>	<i>3200</i>	<i>5481</i>	<i>3096</i>	<i>11374</i>	<i>2415</i>	<i>7649</i>	<i>3083</i>	<i>1273</i>	<i>2100</i>	<i>217</i>
B16C: . . . during the last 30 days?																
1. 0 occasions	96.2	95.5	97.0	95.1	99.1	95.8	95.6	96.9	95.7	96.6	94.5	100.0	100.0	97.4	79.6	55.4
2. 1-2	1.9	2.0	1.8	2.5	0.3	2.1	2.3	1.4	2.3	1.8	2.5	-	-	2.6	9.9	18.0
3. 3-5	0.9	1.3	0.5	1.1	0.5	0.8	1.2	0.8	1.0	0.7	1.6	-	-	-	5.7	6.5
4. 6-9	0.5	0.6	0.3	0.6	*	0.7	0.5	0.3	0.5	0.5	0.5	-	-	-	2.5	8.4
5. 10-19	0.3	0.4	0.2	0.4	0.1	0.5	0.4	0.3	0.2	0.3	0.5	-	-	-	1.6	6.7
6. 20-39	0.1	0.1	0.1	0.2	-	*	*	0.2	0.2	0.1	0.2	-	-	-	0.4	3.9
7. 40 or more	0.1	0.1	0.1	0.1	-	0.1	0.1	0.1	*	0.1	0.2	-	-	-	0.4	1.1
<i>Item 1150 Subject A01c</i>	<i>N 14486</i>	<i>6569</i>	<i>7465</i>	<i>9150</i>	<i>1702</i>	<i>2719</i>	<i>3196</i>	<i>5476</i>	<i>3094</i>	<i>11372</i>	<i>2410</i>	<i>7649</i>	<i>3083</i>	<i>1273</i>	<i>2093</i>	<i>214</i>
B17: (FORMS 2, 3 and 5 ONLY) On how many occasions (if any) have you sniffed glue, or breathed the contents of aerosol spray cans, or inhaled any other gases or sprays in order to get high . . .																
B17A: . . . in your lifetime?																
1. 0 occasions	89.5	88.6	90.3	88.4	95.4	89.2	88.5	90.0	89.8	90.6	84.5	96.9	91.2	83.9	69.3	45.6
2. 1-2	6.0	6.1	5.8	6.6	2.3	6.2	6.5	5.6	5.9	5.5	8.1	2.3	6.4	11.5	13.9	14.9
3. 3-5	2.1	2.6	1.8	2.3	0.7	2.0	2.3	2.1	2.1	1.8	3.6	0.5	1.5	2.7	7.2	11.8
4. 6-9	1.0	0.9	0.9	1.1	0.5	1.2	1.2	0.9	0.6	0.8	1.8	*	0.3	0.9	3.8	12.2
5. 10-19	0.7	0.8	0.7	0.9	0.4	0.6	0.8	0.6	1.0	0.7	0.8	0.1	0.2	0.6	3.5	1.7
6. 20-39	0.3	0.4	0.2	0.3	0.3	0.3	0.5	0.3	0.3	0.3	0.5	*	0.1	0.4	1.3	4.2
7. 40 or more	0.4	0.6	0.3	0.3	0.5	0.4	0.3	0.4	0.4	0.3	0.7	0.1	0.1	-	1.0	9.5
<i>Item 1160 Subject A01a</i>	<i>N 7303</i>	<i>3362</i>	<i>3722</i>	<i>4639</i>	<i>862</i>	<i>1374</i>	<i>1598</i>	<i>2787</i>	<i>1543</i>	<i>5731</i>	<i>1213</i>	<i>3812</i>	<i>1538</i>	<i>672</i>	<i>1075</i>	<i>119</i>
B17B: . . . during the last 12 months?																
1. 0 occasions	96.3	96.1	96.6	95.8	98.7	96.1	96.1	96.6	96.3	96.5	95.6	99.3	97.9	94.1	88.2	69.6
2. 1-2	2.2	2.3	2.2	2.7	0.3	2.4	2.3	2.1	2.2	2.1	2.7	0.5	1.5	4.3	7.4	5.6
3. 3-5	0.5	0.6	0.4	0.6	-	0.4	0.8	0.4	0.5	0.5	0.3	*	0.2	0.8	2.1	5.7
4. 6-9	0.4	0.4	0.4	0.4	0.5	0.5	0.4	0.4	0.5	0.4	0.5	0.1	0.4	0.3	1.2	5.8
5. 10-19	0.3	0.3	0.2	0.3	-	0.1	0.3	0.5	0.1	0.2	0.7	0.1	-	0.4	0.6	8.0
6. 20-39	0.1	0.1	*	0.1	0.3	0.1	0.1	-	0.2	0.1	*	*	-	-	0.2	1.6
7. 40 or more	0.1	0.2	0.1	0.1	0.3	0.3	0.1	0.1	0.2	0.1	0.2	0.1	-	-	0.4	3.7
<i>Item 1170 Subject A01b</i>	<i>N 7302</i>	<i>3359</i>	<i>3727</i>	<i>4641</i>	<i>860</i>	<i>1373</i>	<i>1599</i>	<i>2782</i>	<i>1548</i>	<i>5731</i>	<i>1214</i>	<i>3816</i>	<i>1535</i>	<i>672</i>	<i>1076</i>	<i>115</i>
B17C: . . . during the last 30 days?																
1. 0 occasions	98.8	98.5	99.1	98.8	99.1	98.7	98.7	99.0	98.8	99.0	98.3	99.6	99.4	98.4	97.5	80.7
2. 1-2	0.7	0.9	0.6	0.8	0.6	0.8	1.1	0.6	0.7	0.6	1.0	0.3	0.4	1.0	2.1	5.9
3. 3-5	0.2	0.2	0.2	0.2	-	0.1	0.1	0.2	0.1	0.2	0.2	-	0.1	0.4	0.1	5.7
4. 6-9	0.1	0.1	0.1	0.1	-	0.1	-	0.1	0.2	0.1	0.3	*	-	0.3	-	4.2
5. 10-19	*	0.1	-	*	0.1	*	0.1	*	-	*	-	*	-	-	0.1	0.7
6. 20-39	*	*	-	0.1	-	0.1	0.1	-	-	*	-	-	-	-	0.1	1.1
7. 40 or more	0.1	0.1	*	*	0.3	0.1	-	0.1	0.2	0.1	0.1	0.1	-	-	0.1	1.6
<i>Item 1180 Subject A01c</i>	<i>N 7297</i>	<i>3358</i>	<i>3724</i>	<i>4636</i>	<i>860</i>	<i>1373</i>	<i>1597</i>	<i>2780</i>	<i>1547</i>	<i>5726</i>	<i>1214</i>	<i>3813</i>	<i>1535</i>	<i>672</i>	<i>1074</i>	<i>115</i>
In 2006 a slightly revised form of the steroid question was added to Form 5. An examination of the data did not show any effect from the wording change. In 2007 the remaining forms were changed in a like manner. Combined data from all three forms are presented here.																

*=less than .05 percent.

MONITORING THE FUTURE

QUESTIONNAIRE FORM 1-6 2007	TOTAL	SEX		RACE		REGION				COLLEGE PLANS?		ILLICIT DRUG USE: LIFETIME					
		M	F	White	Black	NE	NC	S	W	Yes	No	None	Mari- juana Only	Few Pills	More Pills	Any Her- oin	
<i>N (Weighted No. of Cases):</i>	15132	6687	7528	9245	1738	2904	3304	5716	3208	11537	2472	7770	3164	1299	2161	227	
<i>% of Weighted Total:</i>	100.0	44.2	49.7	61.1	11.5	19.2	21.8	37.8	21.2	76.2	16.3	51.3	20.9	8.6	14.3	1.5	
B18: (FORMS 2, 5, AND 6 ONLY) Steroids, or anabolic steroids, are sometimes prescribed by doctors to promote healing from certain types of injuries. Some athletes, and others, have used them to try to increase muscle development. On how many occasions (if any) have you taken steroids on your own—that is, without a doctor telling you to take them . . .																	
B18A: . . . in your lifetime?																	
1. 0 occasions	98.6	97.8	99.4	98.4	99.2	98.6	98.7	98.1	99.3	98.8	97.6	100.0	100.0	98.1	94.0	79.7	
2. 1-2	0.6	0.9	0.2	0.7	0.1	0.2	0.6	0.7	0.5	0.4	1.4	-	-	0.7	2.3	9.6	
3. 3-5	0.3	0.5	*	0.4	-	0.6	0.2	0.3	-	0.3	0.1	-	-	-	1.0	4.2	
4. 6-9	0.2	0.2	0.1	0.2	0.1	0.1	0.2	0.2	-	0.1	0.3	-	-	0.4	0.7	1.6	
5. 10-19	0.1	0.3	-	0.2	0.1	0.2	0.1	0.2	-	0.1	0.2	-	-	0.3	0.7	-	
6. 20-39	0.1	*	0.1	*	0.1	0.1	0.1	*	-	*	0.1	-	-	-	0.3	0.6	
7. 40 or more	0.3	0.3	0.2	0.2	0.3	0.3	0.1	0.3	0.2	0.2	0.5	-	-	0.5	1.0	4.3	
<i>Item 22690 Subject A01a</i>	<i>N</i>	6658	3017	3435	4362	715	1148	1522	2576	1412	5373	1126	3552	1390	597	930	111
B18B: . . . during the last 12 months?																	
1. 0 occasions	99.1	98.6	99.6	99.0	99.4	99.2	99.2	98.6	99.7	99.1	98.6	100.0	100.0	98.7	95.7	88.4	
2. 1-2	0.3	0.4	0.1	0.3	-	0.2	0.2	0.4	0.1	0.2	0.4	-	-	0.4	1.1	3.6	
3. 3-5	0.2	0.4	*	0.2	-	0.1	0.2	0.4	-	0.2	0.2	-	-	0.1	1.1	1.5	
4. 6-9	0.1	0.2	*	0.1	0.3	0.1	0.2	0.1	-	0.1	0.2	-	-	0.1	0.6	1.6	
5. 10-19	0.1	0.2	0.1	0.2	0.1	0.1	0.2	0.2	-	0.1	0.2	-	-	0.7	0.6	-	
6. 20-39	0.1	0.1	*	*	-	0.2	0.1	0.1	-	*	0.3	-	-	-	0.3	2.1	
7. 40 or more	0.1	0.3	*	0.1	0.3	0.1	-	0.2	0.2	0.1	0.1	-	-	-	0.7	2.7	
<i>Item 22700 Subject A01b</i>	<i>N</i>	6656	3015	3436	4360	715	1148	1522	2575	1412	5371	1126	3550	1390	597	930	111
B18C: . . . during the last 30 days?																	
1. 0 occasions	99.3	98.9	99.8	99.3	99.4	99.2	99.6	98.9	99.7	99.4	99.0	100.0	100.0	99.3	96.8	90.7	
2. 1-2	0.2	0.5	-	0.3	-	0.2	*	0.5	0.1	0.3	0.2	-	-	0.1	1.4	2.1	
3. 3-5	0.2	0.2	0.1	0.1	0.1	0.1	0.2	0.2	*	0.2	0.2	-	-	0.3	0.5	2.0	
4. 6-9	0.1	0.1	0.1	0.1	0.3	0.3	0.1	0.1	-	*	0.4	-	-	0.1	0.3	3.2	
5. 10-19	0.1	0.2	-	0.1	0.3	0.2	0.1	-	0.1	0.1	-	-	-	0.2	0.3	0.6	
6. 20-39	*	0.1	*	*	-	-	0.1	0.1	-	*	0.1	-	-	-	0.3	-	
7. 40 or more	0.1	0.1	*	0.1	-	-	-	0.2	-	0.1	0.1	-	-	-	0.3	1.4	
<i>Item 22710 Subject A01c</i>	<i>N</i>	6656	3015	3436	4360	715	1148	1522	2575	1412	5371	1126	3550	1390	597	930	111
B19: (FORMS 3 AND 4 ONLY) On how many occasions (if any) have you used MDMA ("ecstasy"). . .																	
B19A: . . . in your lifetime?																	
1. 0 occasions	93.5	93.0	94.3	92.6	98.0	93.7	94.1	93.0	93.7	94.5	90.4	100.0	100.0	86.1	71.6	23.0	
2. 1-2	3.3	3.7	2.7	3.8	0.9	3.3	2.9	3.0	4.1	2.9	4.7	-	-	13.9	12.5	13.5	
3. 3-5	0.9	0.9	0.9	1.0	-	1.3	1.0	1.1	0.3	0.8	0.9	-	-	-	4.9	14.0	
4. 6-9	0.7	0.7	0.6	0.5	0.8	0.6	0.6	0.6	0.9	0.6	1.0	-	-	-	3.4	12.9	
5. 10-19	0.7	0.6	0.7	0.7	0.1	0.5	0.6	0.9	0.5	0.6	0.9	-	-	-	3.4	12.0	
6. 20-39	0.5	0.5	0.5	0.6	-	0.4	0.5	0.7	0.2	0.3	0.8	-	-	-	2.4	7.9	
7. 40 or more	0.5	0.6	0.3	0.7	0.2	0.3	0.4	0.7	0.3	0.3	1.3	-	-	-	1.8	16.7	
<i>Item 22660 Subject A01a</i>	<i>N</i>	4862	2163	2517	3073	572	909	1090	1825	1037	3828	801	2564	1018	434	735	59
B19B: . . . during the last 12 months?																	
1. 0 occasions	95.5	95.0	95.9	94.9	98.1	95.7	95.6	95.4	95.3	96.1	93.5	100.0	100.0	91.2	80.2	36.8	
2. 1-2	2.6	3.1	2.1	2.8	1.0	2.7	2.2	2.4	3.2	2.2	3.6	-	-	8.8	10.5	18.3	
3. 3-5	0.7	0.8	0.6	0.7	0.3	0.8	0.9	0.8	0.2	0.5	1.3	-	-	-	3.5	12.8	
4. 6-9	0.4	0.4	0.5	0.4	0.3	0.5	0.4	0.4	0.5	0.4	0.2	-	-	-	2.0	11.3	
5. 10-19	0.4	0.2	0.6	0.5	0.1	-	0.4	0.5	0.6	0.4	0.4	-	-	-	2.2	4.8	
6. 20-39	0.2	0.2	0.1	0.3	-	0.1	0.2	0.3	0.1	0.2	0.4	-	-	-	0.6	9.4	
7. 40 or more	0.2	0.3	0.1	0.3	0.2	0.2	0.3	0.2	0.2	0.2	0.5	-	-	-	0.9	6.6	
<i>Item 22670 Subject A01b</i>	<i>N</i>	4856	2163	2515	3067	572	909	1087	1825	1034	3827	798	2564	1018	434	731	58

* = less than .05 percent.

DESCRIPTIVE RESULTS: 2007

41

QUESTIONNAIRE FORM 1-6 2007	TOTAL	SEX		RACE		REGION				COLLEGE PLANS?		ILLCIT DRUG USE: LIFETIME				
		M	F	White	Black	NE	NC	S	W	Yes	No	None	Mari- juana Only	Few Pills	More Pills	Any Her- oin
<i>N (Weighted No. of Cases):</i>	15132	6687	7528	9245	1738	2904	3304	5716	3208	11537	2472	7770	3164	1299	2161	227
<i>% of Weighted Total:</i>	100.0	44.2	49.7	61.1	11.5	19.2	21.8	37.8	21.2	76.2	16.3	51.3	20.9	8.6	14.3	1.5
B19C: . . . during the last 30 days?																
1. 0 occasions	98.4	98.5	98.4	98.4	99.2	98.6	98.3	98.5	98.3	98.6	97.7	100.0	100.0	98.6	93.8	56.5
2. 1-2	1.1	0.9	1.2	1.1	0.3	1.0	1.0	0.9	1.4	1.0	1.2	-	-	1.4	4.6	19.9
3. 3-5	0.3	0.3	0.3	0.3	0.2	0.2	0.5	0.1	0.3	0.2	0.3	-	-	-	1.1	7.6
4. 6-9	0.1	*	0.1	0.1	-	*	0.1	0.1	0.1	0.1	*	-	-	-	0.1	6.3
5. 10-19	0.1	0.1	-	0.1	-	-	-	0.2	-	*	0.3	-	-	-	-	6.2
6. 20-39	*	*	-	-	-	-	-	-	*	-	*	-	-	-	-	0.6
7. 40 or more	0.1	0.2	-	0.1	0.2	0.2	0.1	0.1	-	*	0.4	-	-	-	0.4	2.8
<i>Item 22680 Subject A01c</i>	<i>N</i> 4855	2163	2514	3067	572	909	1087	1825	1034	3825	798	2564	1018	434	730	57
Lately there has been some attention paid to certain drugs.																
B20: (FORMS 3 AND 6 ONLY) During the LAST 12 MONTHS, on how many occasions (if any) have taken a non-prescription cough or cold medicine (robos, DXM, etc.) to get high																
1. 0 occasions	94.2	94.1	94.9	94.3	95.7	92.2	93.2	94.8	95.8	94.8	91.7	98.1	97.0	92.9	81.9	54.0
2. 1-2	2.5	2.2	2.6	2.5	1.5	3.4	2.8	2.1	2.1	2.4	3.3	0.9	1.5	4.2	7.0	15.6
3. 3-5	1.4	1.5	1.1	1.4	0.9	1.9	2.0	1.1	0.9	1.3	1.7	0.3	0.9	1.0	5.2	7.9
4. 6-9	0.7	0.8	0.5	0.7	0.2	1.1	1.0	0.5	0.4	0.6	1.2	0.3	0.1	1.0	2.0	6.3
5. 10-19	0.5	0.7	0.3	0.4	0.9	0.5	0.4	0.6	0.5	0.4	1.2	0.1	-	1.0	2.1	5.8
6. 20-39	0.2	0.1	0.2	0.2	0.2	0.1	0.3	0.2	0.1	0.2	0.2	0.1	0.1	-	0.4	1.4
7. 40 or more	0.5	0.6	0.2	0.5	0.7	0.8	0.2	0.6	0.2	0.4	0.7	0.1	0.3	-	1.3	8.9
<i>Item 31670 Subject A01b</i>	<i>N</i> 4548	2037	2346	2978	500	820	1037	1739	951	3656	774	2392	930	429	658	71

*=less than .05 percent.

MONITORING THE FUTURE

QUESTIONNAIRE FORM 1 2007	TOTAL	SEX		RACE		REGION				COLLEGE PLANS?		ILLICIT DRUG USE: LIFETIME				
		M	F	White	Black	NE	NC	S	W	Yes	No	None	Mari- juana Only	Few Pills	More Pills	Any Her- oin
<i>N (Weighted No. of Cases):</i>	2541	1093	1251	1498	287	489	545	965	542	1879	397	1263	551	201	357	38
<i>% of Weighted Total:</i>	100.0	43.0	49.3	59.0	11.3	19.2	21.4	38.0	21.3	74.0	15.6	49.7	21.7	7.9	14.0	1.5
A001: Taking all things together, how would you say things are these days—would you say you're very happy, pretty happy, or not too happy these days?																
3. Very happy	24.4	27.1	22.1	27.2	18.2	24.7	26.1	23.3	24.6	25.2	22.2	28.1	20.0	19.4	20.4	14.7
2. Pretty happy	64.5	62.8	66.2	64.3	69.9	65.4	63.5	65.1	63.7	64.1	65.5	63.2	66.6	69.5	65.0	57.6
1. Not too happy	11.1	10.1	11.8	8.4	11.9	9.9	10.4	11.7	11.7	10.7	12.3	8.7	13.4	11.1	14.6	27.7
<i>Item 1190 Subject P01, Q01</i>	<i>N</i> 2522	1090	1246	1494	285	485	542	956	539	1874	393	1258	549	201	352	38
A002: How much do you agree or disagree with each of the following statements?																
A002A: The nation needs much more long-range planning and coordination to be prepared for the future																
1. Disagree	1.6	2.0	1.0	1.1	1.5	2.0	1.3	2.0	0.6	1.3	2.5	1.2	1.0	1.2	1.1	4.3
2. Mostly disagree	4.4	4.8	3.4	3.6	6.3	2.8	4.1	5.7	3.9	4.0	3.9	4.2	5.9	0.5	5.8	5.3
3. Neither	18.9	18.3	19.2	21.5	10.0	13.2	19.7	20.2	20.7	19.4	17.5	18.9	18.0	18.7	20.4	14.2
4. Mostly agree	41.3	40.2	43.8	43.6	38.4	41.3	45.8	38.4	42.1	43.5	39.3	41.6	40.3	50.5	38.6	51.3
5. Agree	33.8	34.8	32.6	30.2	43.9	40.8	29.1	33.6	32.7	31.8	36.8	34.1	34.9	29.1	34.1	24.9
<i>Item 1200 Subject I01</i>	<i>N</i> 2518	1087	1246	1491	286	486	538	960	535	1868	396	1254	549	201	357	38
A002B: I enjoy the fast pace and changes of today's world																
1. Disagree	6.6	6.4	5.9	5.1	10.8	5.3	7.9	6.5	6.8	5.7	9.7	7.1	4.6	3.2	8.5	4.4
2. Mostly disagree	15.1	13.0	17.3	16.0	15.7	14.5	13.7	16.0	15.3	14.6	15.9	16.1	14.8	15.1	12.6	21.9
3. Neither	28.2	28.4	28.2	28.7	23.1	28.8	27.8	27.6	29.4	28.6	26.6	29.0	29.8	19.9	25.8	31.4
4. Mostly agree	35.7	35.2	36.9	37.6	31.0	37.8	38.5	33.5	34.7	36.9	33.9	36.3	33.8	43.8	35.8	31.5
5. Agree	14.4	17.0	11.7	12.6	19.5	13.7	12.1	16.4	13.7	14.2	13.9	11.5	17.1	18.0	17.4	10.7
<i>Item 1210 Subject I03, Q02</i>	<i>N</i> 2516	1087	1246	1491	284	484	536	960	535	1870	395	1253	550	201	355	38
A002C: Things change too quickly in today's world																
1. Disagree	8.6	9.5	7.7	8.3	11.9	9.2	7.6	9.0	8.5	8.8	7.6	7.3	8.9	8.7	11.2	10.0
2. Mostly disagree	21.1	24.4	18.6	23.8	17.3	25.6	21.0	18.3	22.1	23.6	12.5	20.2	20.1	26.6	23.1	22.4
3. Neither	26.3	26.8	25.0	27.0	22.4	28.0	27.6	27.0	22.2	25.7	28.3	25.1	29.4	24.3	28.7	27.4
4. Mostly agree	26.3	25.1	28.9	27.3	25.7	21.8	26.8	26.7	29.2	26.8	29.0	28.6	25.7	27.9	21.0	17.5
5. Agree	17.7	14.1	19.7	13.6	22.8	15.5	17.0	19.0	18.0	15.1	22.7	18.8	15.9	12.6	16.0	22.7
<i>Item 1220 Subject I03, Q02</i>	<i>N</i> 2515	1087	1244	1490	284	487	538	960	530	1866	396	1255	550	201	353	38
A002D: I think the times ahead for me will be tougher and less fun than things are now																
1. Disagree	15.4	16.0	15.6	15.4	15.8	14.3	14.8	16.4	15.1	15.9	12.8	16.1	15.3	11.3	14.8	25.3
2. Mostly disagree	19.5	18.9	20.8	22.0	13.4	22.0	20.7	17.6	19.4	20.3	19.4	19.5	21.2	25.0	16.3	20.0
3. Neither	21.1	21.9	20.1	22.2	16.0	19.1	24.2	20.7	20.4	21.0	20.2	21.8	17.6	22.2	22.3	13.2
4. Mostly agree	25.0	26.2	24.1	25.2	25.3	24.9	23.6	24.5	27.3	24.7	26.3	24.4	27.3	25.3	25.8	20.1
5. Agree	19.1	17.0	19.4	15.2	29.6	19.8	16.6	20.9	17.7	18.0	21.4	18.2	18.5	16.2	20.9	21.4
<i>Item 1230 Subject I01, J</i>	<i>N</i> 2503	1080	1239	1486	283	479	538	953	533	1860	393	1248	542	201	356	38
A003: Of all the time you spend with other people, about how much is spent with people over 30?																
1. Very little	26.4	24.9	26.7	20.9	33.6	29.0	20.2	25.6	31.7	25.1	29.0	24.4	31.0	29.7	24.2	25.3
2. Some	40.8	45.7	36.9	45.3	34.5	43.8	43.4	38.2	40.0	41.5	37.1	39.6	42.1	44.1	44.4	40.2
3. About half	23.6	22.2	26.0	25.4	19.0	20.5	25.1	25.2	22.1	25.0	22.6	26.7	18.9	17.0	24.2	24.5
4. Most	7.7	5.6	9.4	7.5	11.1	6.0	10.2	8.7	5.3	7.3	8.7	8.5	6.5	6.0	6.2	8.6
5. Nearly all	1.4	1.6	1.0	0.9	1.7	0.7	1.0	2.3	1.0	1.1	2.6	0.9	1.4	3.2	1.0	1.4
<i>Item 1240 Subject M02</i>	<i>N</i> 2526	1089	1249	1493	286	486	541	958	541	1873	396	1258	551	201	357	38

QUESTIONNAIRE FORM 1 2007	TOTAL	SEX		RACE		REGION				COLLEGE PLANS?		ILLICIT DRUG USE: LIFETIME				
		M	F	White	Black	NE	NC	S	W	Yes	No	None	Mari- juana Only	Few Pills	More Pills	Any Her- oin
<i>N (Weighted No. of Cases):</i>	2541	1093	1251	1498	287	489	545	965	542	1879	397	1263	551	201	357	38
<i>% of Weighted Total:</i>	100.0	43.0	49.3	59.0	11.3	19.2	21.4	38.0	21.3	74.0	15.6	49.7	21.7	7.9	14.0	1.5
A004: Would you like to spend more time, or less time, with people over 30 if you could?																
1. Much less time	8.2	7.7	8.0	5.7	12.9	10.1	6.4	7.6	9.3	6.1	15.1	7.7	8.9	6.8	7.6	7.3
2. Somewhat less time	11.2	12.6	9.5	10.2	14.6	9.0	9.9	11.8	13.1	10.4	13.9	11.9	10.3	8.0	11.3	1.9
3. About the same as now	64.7	63.1	66.9	69.1	56.2	63.8	68.9	63.1	64.3	67.2	56.3	65.3	64.4	65.7	66.4	68.8
4. Somewhat more time	13.0	13.5	12.7	12.7	13.7	14.0	12.4	13.5	11.7	13.6	10.7	13.1	12.7	14.6	11.4	21.0
5. Much more time	2.9	3.1	2.8	2.3	2.6	3.2	2.3	3.9	1.6	2.6	3.9	2.0	3.8	4.9	3.4	1.0
<i>Item 1250 Subject M02</i>	<i>N 2524</i>	<i>1089</i>	<i>1247</i>	<i>1493</i>	<i>286</i>	<i>486</i>	<i>541</i>	<i>960</i>	<i>538</i>	<i>1873</i>	<i>396</i>	<i>1260</i>	<i>549</i>	<i>201</i>	<i>357</i>	<i>37</i>
A005: Would you like to spend more time, or less time, working with or helping younger children?																
1. Much less time	9.0	12.8	5.3	9.6	7.4	6.4	9.3	10.7	7.9	7.9	13.6	6.7	8.8	9.0	14.2	25.6
2. Somewhat less time	8.4	11.4	5.7	7.4	11.1	9.7	8.6	6.9	9.7	8.1	7.4	9.2	7.9	6.5	7.6	2.8
3. About the same as now	31.8	39.1	24.6	33.5	21.4	28.3	33.1	34.0	29.9	31.4	34.6	30.2	32.7	34.0	33.2	34.1
4. Somewhat more time	34.1	29.3	39.4	35.1	33.4	41.4	33.7	30.1	34.9	35.3	31.1	34.5	33.4	35.4	35.1	35.1
5. Much more time	16.8	7.4	24.9	14.5	26.6	14.3	15.3	18.4	17.6	17.4	13.3	19.4	17.2	15.2	9.8	2.3
<i>Item 1260 Subject M02</i>	<i>N 2523</i>	<i>1088</i>	<i>1247</i>	<i>1494</i>	<i>286</i>	<i>487</i>	<i>538</i>	<i>958</i>	<i>540</i>	<i>1873</i>	<i>394</i>	<i>1257</i>	<i>549</i>	<i>201</i>	<i>357</i>	<i>38</i>
A006: The next questions ask how satisfied or dissatisfied you are with several aspects of your life. For each question, mark the circle that shows best how you feel. If you are neutral about something, or are just as satisfied as you are dissatisfied, mark the middle answer.																
How satisfied are you with . . .																
A006A: Your job? (If you have no job, leave blank)																
7. Completely satisfied	17.7	19.5	16.5	18.3	15.9	21.9	15.2	18.9	13.6	17.2	19.0	15.8	18.9	20.2	19.6	18.1
6.	22.5	22.3	23.3	24.2	23.2	19.8	23.8	21.4	26.3	25.3	14.8	24.1	22.1	24.2	18.4	23.9
5.	18.0	18.3	17.9	19.4	13.8	16.4	21.5	16.7	17.6	18.3	20.5	19.5	19.4	13.4	17.2	4.9
4. Neutral	23.3	22.6	23.3	20.1	29.2	23.3	20.9	24.8	23.2	20.8	28.1	24.2	21.2	14.2	24.4	41.3
3.	7.3	6.6	7.8	7.5	7.7	7.6	6.4	6.8	9.2	7.2	7.8	6.6	6.5	12.2	8.7	6.7
2.	4.7	3.4	6.1	5.5	2.0	4.4	4.8	4.9	4.7	5.0	3.7	4.9	4.3	7.3	5.5	1.2
1. Completely dissatisfied	6.5	7.2	5.1	5.0	8.3	6.6	7.3	6.5	5.4	6.2	6.1	5.0	7.6	8.4	6.3	4.0
<i>Item 1270 Subject C01, P02</i>	<i>N 1611</i>	<i>688</i>	<i>800</i>	<i>1009</i>	<i>158</i>	<i>321</i>	<i>378</i>	<i>616</i>	<i>295</i>	<i>1163</i>	<i>272</i>	<i>757</i>	<i>381</i>	<i>127</i>	<i>240</i>	<i>29</i>
A006B: The neighborhood where you live?																
7. Completely satisfied	30.1	30.1	30.1	32.4	29.0	25.8	30.6	31.2	31.6	29.8	30.9	32.4	29.7	22.7	28.8	17.7
6.	22.5	23.3	22.6	25.1	13.1	23.1	22.9	20.2	25.4	24.8	17.4	21.9	22.9	27.3	25.0	14.4
5.	13.3	14.6	12.6	14.4	11.5	12.5	15.1	12.6	13.4	13.3	13.3	12.8	12.4	16.8	14.5	20.8
4. Neutral	18.8	16.6	19.5	15.5	26.4	21.5	19.7	18.7	15.8	17.3	22.7	18.6	17.8	19.2	17.3	25.5
3.	7.4	7.1	7.6	6.5	11.7	10.2	5.9	7.4	6.4	7.6	6.2	7.8	7.3	6.9	5.9	8.1
2.	3.8	3.9	3.8	3.2	3.1	3.5	3.1	4.6	3.4	3.6	4.1	3.2	5.2	4.0	4.4	4.4
1. Completely dissatisfied	4.1	4.3	3.9	3.0	5.3	3.5	2.8	5.3	3.9	3.4	5.4	3.4	4.6	3.1	4.1	9.0
<i>Item 1280 Subject P02</i>	<i>N 2525</i>	<i>1087</i>	<i>1249</i>	<i>1491</i>	<i>286</i>	<i>486</i>	<i>541</i>	<i>959</i>	<i>538</i>	<i>1872</i>	<i>396</i>	<i>1259</i>	<i>548</i>	<i>200</i>	<i>357</i>	<i>38</i>
A006C: Your personal safety in your neighborhood, on your job, and in your school—safety from being attacked and injured in some way?																
7. Completely satisfied	32.8	39.0	28.5	36.7	29.4	35.1	34.4	33.0	28.8	33.7	32.7	31.6	31.1	35.6	39.4	27.8
6.	25.9	26.2	26.8	29.7	18.2	25.0	26.6	22.4	32.1	28.3	21.1	26.3	25.7	27.1	28.5	16.8
5.	13.5	11.4	14.5	13.0	9.2	11.8	14.9	13.6	13.3	13.4	13.0	14.1	14.8	14.4	8.6	16.9
4. Neutral	15.9	13.6	16.3	11.4	19.8	15.2	14.5	17.8	14.5	13.4	20.1	17.0	15.2	12.0	11.6	15.5
3.	6.5	5.0	7.9	5.4	12.1	8.8	4.8	6.3	6.4	6.4	6.2	6.1	6.3	6.3	7.4	12.8
2.	2.6	2.3	3.1	1.7	6.3	2.0	1.9	2.9	3.3	2.2	3.6	2.5	3.6	3.6	1.4	2.5
1. Completely dissatisfied	2.9	2.5	3.0	2.0	5.0	2.1	2.9	4.1	1.6	2.6	3.2	2.4	3.3	1.0	3.0	7.8
<i>Item 1290 Subject P02</i>	<i>N 2524</i>	<i>1086</i>	<i>1251</i>	<i>1493</i>	<i>286</i>	<i>488</i>	<i>539</i>	<i>958</i>	<i>539</i>	<i>1875</i>	<i>393</i>	<i>1259</i>	<i>548</i>	<i>200</i>	<i>357</i>	<i>38</i>

MONITORING THE FUTURE

QUESTIONNAIRE FORM 1 2007	TOTAL	SEX		RACE		REGION				COLLEGE PLANS?		ILLICIT DRUG USE: LIFETIME				
		M	F	White	Black	NE	NC	S	W	Yes	No	None	Mari- juana Only	Few Pills	More Pills	Any Her- oin
<i>N (Weighted No. of Cases):</i>	2541	1093	1251	1498	287	489	545	965	542	1879	397	1263	551	201	357	38
<i>% of Weighted Total:</i>	100.0	43.0	49.3	59.0	11.3	19.2	21.4	38.0	21.3	74.0	15.6	49.7	21.7	7.9	14.0	1.5
A006D: The safety of things you own from being stolen or destroyed in your neighborhood, on your job, and in your school?																
7. Completely satisfied	19.6	22.3	17.8	20.2	20.6	21.8	20.7	20.0	15.8	19.9	20.0	19.9	18.3	19.9	20.2	20.4
6.	23.2	24.7	22.6	27.0	16.3	25.8	24.8	19.2	26.2	25.2	18.2	23.6	23.3	24.4	25.1	9.5
5.	17.8	17.8	17.9	19.0	11.8	16.6	18.1	16.5	20.7	18.0	17.8	17.8	15.1	22.4	19.5	13.9
4. Neutral	17.9	15.6	18.8	13.9	25.1	16.6	16.4	21.4	14.1	16.8	19.7	18.1	19.8	17.3	11.3	21.8
3.	10.2	8.6	12.0	9.8	11.1	10.0	10.1	10.1	10.5	10.0	11.4	10.6	9.7	9.7	10.3	11.6
2.	6.0	5.4	6.1	5.7	7.3	4.1	5.8	6.8	6.7	5.6	6.4	5.0	7.4	3.9	8.8	4.6
1. Completely dissatisfied	5.4	5.7	4.9	4.3	7.9	5.1	4.2	6.0	6.0	4.5	6.6	5.0	6.4	2.5	4.7	18.1
<i>Item 1300 Subject P02</i>	<i>N</i> 2519	1083	1249	1494	284	485	538	960	535	1871	395	1257	547	200	357	38
A006E: Your educational experiences?																
7. Completely satisfied	20.4	21.4	19.5	18.6	29.0	20.4	20.1	21.5	18.8	20.8	16.8	23.5	16.5	15.3	19.1	9.7
6.	30.1	30.2	30.7	32.9	29.4	30.6	30.7	29.8	29.3	32.9	21.7	33.3	27.7	22.9	27.2	34.8
5.	20.1	19.2	22.0	20.3	19.5	23.0	19.7	18.6	20.7	19.6	24.1	18.0	25.5	24.8	20.8	15.1
4. Neutral	16.9	16.0	16.7	16.0	14.3	13.0	17.0	17.3	19.5	14.9	23.7	14.5	17.5	20.3	19.5	19.5
3.	6.2	7.3	5.3	6.6	5.1	5.9	6.7	6.4	5.7	6.1	6.5	6.4	5.7	6.3	6.2	2.9
2.	3.7	3.1	3.8	3.4	2.5	4.7	4.0	3.8	2.4	3.5	3.4	2.5	4.4	5.3	5.2	9.5
1. Completely dissatisfied	2.6	2.8	2.0	2.1	0.3	2.3	1.7	2.6	3.6	2.1	3.9	1.9	2.7	5.1	2.0	8.5
<i>Item 1310 Subject B01, P02</i>	<i>N</i> 2502	1086	1233	1480	282	481	534	952	534	1859	392	1248	544	198	353	38
A006F: Your friends and other people you spend time with?																
7. Completely satisfied	47.6	49.4	45.8	46.9	47.3	48.7	46.0	47.9	47.6	46.8	50.8	48.8	46.8	42.6	50.0	33.1
6.	27.4	26.3	29.2	29.2	24.3	27.5	29.7	25.6	28.3	28.9	22.4	26.8	28.6	31.2	28.5	23.7
5.	11.6	12.7	11.0	12.5	13.0	11.7	13.9	11.1	10.3	11.8	12.4	12.3	10.9	11.1	10.0	17.1
4. Neutral	8.6	8.6	8.3	7.1	10.5	6.1	6.4	10.2	10.1	8.1	9.0	8.3	9.4	8.6	6.7	12.3
3.	2.3	1.2	3.2	2.3	1.2	3.7	2.2	2.0	1.9	2.4	2.4	1.9	2.6	2.7	2.5	2.1
2.	1.5	1.0	1.6	1.3	1.5	1.4	1.3	1.8	1.0	1.2	1.5	1.0	1.1	2.2	1.7	4.0
1. Completely dissatisfied	1.0	0.8	0.9	0.7	2.2	0.9	0.5	1.5	0.8	0.8	1.5	0.9	0.6	1.6	0.6	7.8
<i>Item 1320 Subject M04, P02</i>	<i>N</i> 2523	1087	1250	1495	286	486	538	960	539	1875	395	1259	549	201	356	37
A006G: The way you get along with your parents?																
7. Completely satisfied	30.7	31.8	29.8	28.9	35.3	35.1	28.8	32.9	24.4	30.1	30.4	34.2	28.8	24.2	24.3	21.8
6.	26.2	28.4	24.8	29.2	20.6	24.9	27.0	23.0	32.2	27.9	22.8	27.4	25.9	29.6	25.7	15.6
5.	14.3	14.5	14.6	15.6	13.7	14.2	15.8	12.6	15.8	14.8	14.1	13.7	14.9	16.8	14.0	10.2
4. Neutral	15.2	12.7	16.5	13.4	18.4	12.7	15.3	16.5	15.1	14.2	18.2	14.2	15.4	17.9	14.4	24.7
3.	6.4	5.7	6.9	6.1	5.8	5.6	6.5	6.8	6.6	6.5	5.5	5.1	7.2	5.3	10.0	12.0
2.	2.7	2.8	2.8	2.4	3.2	4.0	2.5	2.3	2.6	2.8	2.7	2.2	3.8	2.5	2.2	10.2
1. Completely dissatisfied	4.5	4.0	4.7	4.4	3.2	3.5	4.1	5.9	3.4	3.6	6.3	3.2	4.0	3.9	9.4	5.6
<i>Item 1330 Subject M03, P02</i>	<i>N</i> 2520	1085	1248	1491	285	487	541	959	534	1870	395	1260	550	199	353	37
A006H: Yourself?																
7. Completely satisfied	34.6	39.6	29.6	29.9	58.1	32.6	28.8	38.5	35.6	32.6	39.5	34.7	35.7	33.0	29.1	30.2
6.	25.7	26.0	26.2	28.3	17.2	28.8	27.4	23.6	24.9	27.6	20.7	27.5	27.1	18.9	23.5	15.9
5.	14.1	12.2	16.3	16.0	7.6	14.9	17.5	10.9	15.8	15.4	12.0	14.7	11.1	18.3	17.5	12.0
4. Neutral	15.3	13.9	16.5	15.5	10.4	14.5	16.2	15.6	14.9	14.5	17.6	14.3	14.9	20.1	16.2	19.4
3.	4.2	3.2	4.7	4.8	0.7	3.6	5.2	4.4	3.3	4.4	3.9	4.0	4.2	4.7	5.2	4.1
2.	3.0	2.7	3.0	2.6	2.8	4.0	2.2	3.2	2.5	2.8	3.0	2.2	3.2	2.9	4.5	7.5
1. Completely dissatisfied	3.0	2.4	3.7	2.9	3.2	1.7	2.7	3.9	3.1	2.9	3.3	2.4	3.7	2.2	4.0	10.9
<i>Item 1340 Subject P01, Q01</i>	<i>N</i> 2518	1085	1249	1492	284	485	541	954	538	1872	394	1256	549	201	353	38
A006I: Your standard of living—the things you have like housing, car, furniture, recreation, and the like?																
7. Completely satisfied	34.6	36.7	33.7	37.6	33.6	29.3	34.3	37.6	34.3	35.4	32.7	37.1	33.2	27.0	36.4	21.7
6.	27.3	27.5	27.3	28.0	20.0	30.6	25.1	24.2	32.1	28.6	23.5	28.4	28.0	30.3	23.4	25.4
5.	17.2	17.7	17.2	16.7	21.7	18.6	19.5	15.8	16.3	16.8	19.8	16.2	18.7	18.0	18.1	23.9
4. Neutral	12.4	11.1	13.2	10.5	17.1	11.3	12.5	13.9	10.5	11.7	14.2	11.6	11.6	11.1	13.9	12.9
3.	4.1	2.9	4.6	3.9	3.4	5.7	4.2	3.1	4.3	3.7	4.0	3.2	3.5	7.8	4.8	9.3
2.	2.8	2.6	2.7	2.1	1.9	3.5	3.1	2.9	1.8	2.5	3.5	2.3	3.5	4.8	1.2	-
1. Completely dissatisfied	1.6	1.5	1.4	1.2	2.3	1.0	1.3	2.5	0.7	1.3	2.4	1.2	1.5	1.0	2.1	6.8
<i>Item 1350 Subject F01, P02</i>	<i>N</i> 2524	1090	1249	1494	286	487	541	960	537	1873	396	1257	551	201	357	38

DESCRIPTIVE RESULTS: 2007

45

QUESTIONNAIRE FORM 1 2007	TOTAL	SEX		RACE		REGION				COLLEGE PLANS?		ILLICIT DRUG USE: LIFETIME				
		M	F	White	Black	NE	NC	S	W	Yes	No	None	Mari- juana Only	Few Pills	More Pills	Any Her- oin
<i>N (Weighted No. of Cases):</i>	2541	1093	1251	1498	287	489	545	965	542	1879	397	1263	551	201	357	38
<i>% of Weighted Total:</i>	100.0	43.0	49.3	59.0	11.3	19.2	21.4	38.0	21.3	74.0	15.6	49.7	21.7	7.9	14.0	1.5
A006J: The amount of time you have for doing things you want to do?																
7. Completely satisfied	16.0	18.8	14.1	15.6	20.0	15.1	11.6	18.1	17.4	15.3	19.2	15.6	16.0	15.2	15.6	17.5
6.	19.6	21.2	18.4	20.6	18.7	25.7	21.0	15.9	19.3	20.5	16.5	20.0	22.0	18.4	17.5	9.4
5.	20.0	20.2	19.9	21.2	17.2	17.5	22.2	19.1	21.8	20.5	19.2	20.4	19.0	24.8	18.3	18.1
4. Neutral	16.2	13.7	17.2	13.7	21.6	17.4	16.0	17.4	13.3	14.7	19.7	17.3	13.3	12.2	17.7	13.2
3.	14.5	12.4	16.6	16.2	10.6	12.9	14.2	14.5	16.3	15.6	10.9	15.0	14.3	15.5	13.4	13.2
2.	7.1	8.4	6.4	7.5	4.8	6.6	7.7	6.8	7.7	7.6	5.9	6.4	7.6	9.4	7.6	15.0
1. Completely dissatisfied	6.5	5.3	7.4	5.2	7.0	4.9	7.3	8.2	4.2	5.8	8.6	5.3	7.6	4.6	9.9	13.5
<i>Item 1360 Subject P02</i>	<i>N 2520</i>	<i>1088</i>	<i>1249</i>	<i>1495</i>	<i>285</i>	<i>487</i>	<i>537</i>	<i>958</i>	<i>537</i>	<i>1872</i>	<i>395</i>	<i>1258</i>	<i>550</i>	<i>201</i>	<i>357</i>	<i>38</i>
A006K: The way you spend your leisure time—recreation, relaxation, and so on?																
7. Completely satisfied	24.9	29.6	20.9	25.2	25.6	26.1	21.1	25.2	27.0	24.4	27.5	24.3	23.8	26.7	27.1	15.2
6.	25.7	25.7	25.7	29.0	18.4	24.3	30.4	23.0	27.2	26.9	23.0	26.8	25.6	27.7	23.6	19.4
5.	18.0	18.4	18.5	18.5	18.0	18.7	17.9	19.3	15.2	18.6	17.2	19.8	16.4	16.8	17.4	16.3
4. Neutral	17.2	14.5	18.8	14.3	22.5	16.5	17.3	18.3	15.8	16.2	17.9	16.1	18.9	17.1	14.8	22.5
3.	8.1	6.7	9.4	8.3	6.4	8.0	7.2	6.9	11.5	8.3	7.4	8.1	7.9	3.9	12.0	8.9
2.	3.4	3.0	4.0	2.7	4.6	4.0	3.2	4.0	2.2	3.2	4.3	2.5	5.3	5.2	2.3	11.1
1. Completely dissatisfied	2.6	2.2	2.8	2.0	4.4	2.6	3.0	3.3	1.2	2.4	2.7	2.4	2.0	2.6	3.0	6.7
<i>Item 1370 Subject C08, P02</i>	<i>N 2517</i>	<i>1084</i>	<i>1249</i>	<i>1495</i>	<i>284</i>	<i>486</i>	<i>541</i>	<i>956</i>	<i>535</i>	<i>1871</i>	<i>393</i>	<i>1258</i>	<i>549</i>	<i>198</i>	<i>356</i>	<i>38</i>
A006L: Your life as a whole these days?																
7. Completely satisfied	20.3	23.6	17.8	19.8	27.3	19.9	18.8	21.2	20.5	19.6	22.8	22.2	18.7	14.8	19.0	1.3
6.	30.2	32.1	30.1	33.1	27.8	30.1	31.5	28.8	31.4	33.0	23.8	31.4	31.4	32.0	27.9	23.5
5.	21.3	19.6	22.9	22.4	18.7	19.5	23.2	20.2	23.1	22.0	20.6	20.8	20.8	22.0	25.2	17.6
4. Neutral	17.8	16.5	17.4	15.3	18.2	20.7	14.8	18.2	17.4	15.7	23.1	16.7	17.9	20.2	17.4	16.9
3.	5.3	4.2	6.1	5.2	4.3	5.2	4.9	6.1	4.3	5.4	3.3	4.3	5.8	6.1	5.7	21.1
2.	3.1	2.3	3.7	2.5	2.2	2.9	5.1	2.1	3.0	2.7	3.4	2.8	3.9	2.8	2.8	2.6
1. Completely dissatisfied	2.0	1.7	2.0	1.7	1.5	1.6	1.7	3.4	0.2	1.6	3.0	1.8	1.5	2.1	2.0	17.1
<i>Item 1380 Subject P01</i>	<i>N 2516</i>	<i>1083</i>	<i>1249</i>	<i>1492</i>	<i>283</i>	<i>487</i>	<i>536</i>	<i>956</i>	<i>538</i>	<i>1872</i>	<i>393</i>	<i>1258</i>	<i>547</i>	<i>199</i>	<i>355</i>	<i>38</i>
A006M: The way our national government is operating?																
7. Completely satisfied	2.9	4.7	1.4	3.0	2.8	2.1	2.0	4.2	2.2	2.6	2.6	3.0	1.4	2.6	3.8	2.3
6.	6.8	8.9	4.6	8.1	2.6	4.9	6.9	7.8	6.8	6.3	6.1	8.0	5.9	4.1	5.1	2.8
5.	12.8	14.3	11.8	14.8	10.6	10.8	13.9	11.5	16.0	13.7	12.7	15.3	9.2	10.6	11.1	15.5
4. Neutral	32.1	29.8	34.6	32.1	28.4	28.6	30.6	34.4	32.6	32.2	33.8	32.1	36.2	35.5	27.3	20.3
3.	16.8	14.8	18.6	15.6	20.0	20.0	18.5	14.5	16.5	17.3	15.4	17.4	17.2	16.5	14.3	11.4
2.	13.2	11.2	14.7	13.4	11.4	17.7	12.7	12.1	11.6	14.0	9.8	12.1	13.9	12.0	17.5	15.0
1. Completely dissatisfied	15.3	16.3	14.4	12.9	24.2	16.0	15.5	15.5	14.2	13.9	19.5	12.1	16.1	18.7	21.0	32.7
<i>Item 1390 Subject H02, K02</i>	<i>N 2511</i>	<i>1082</i>	<i>1247</i>	<i>1490</i>	<i>281</i>	<i>484</i>	<i>537</i>	<i>955</i>	<i>536</i>	<i>1863</i>	<i>394</i>	<i>1256</i>	<i>545</i>	<i>199</i>	<i>356</i>	<i>38</i>
A006N: The amount of fun you are having?																
7. Completely satisfied	22.8	25.9	20.6	22.9	26.1	23.1	22.2	23.1	22.4	21.8	25.5	23.8	19.6	20.1	24.1	15.5
6.	27.8	28.6	27.1	29.7	23.3	25.9	26.7	27.1	31.7	29.8	22.0	28.6	28.5	31.5	25.4	21.9
5.	20.0	20.2	20.3	20.3	22.7	23.7	20.6	17.7	20.1	21.5	15.6	20.0	21.2	21.6	18.2	22.7
4. Neutral	14.7	13.1	15.1	12.6	14.9	14.2	15.5	14.7	14.4	12.8	17.4	15.0	13.5	14.3	14.5	7.1
3.	7.8	6.3	9.4	8.1	4.3	6.3	8.1	8.7	7.5	7.3	11.8	6.9	8.4	6.2	10.7	17.2
2.	3.9	2.6	4.6	3.5	5.9	4.3	4.8	4.1	2.2	4.1	3.3	3.3	4.8	3.7	4.7	4.6
1. Completely dissatisfied	3.1	3.2	2.8	2.8	2.8	2.5	2.0	4.7	1.8	2.8	4.4	2.4	4.1	2.7	2.4	11.0
<i>Item 1400 Subject P02, Q01</i>	<i>N 2525</i>	<i>1088</i>	<i>1250</i>	<i>1497</i>	<i>285</i>	<i>487</i>	<i>539</i>	<i>961</i>	<i>537</i>	<i>1876</i>	<i>394</i>	<i>1260</i>	<i>551</i>	<i>201</i>	<i>357</i>	<i>38</i>
A007: How important is each of the following to you in your life?																
A007A: Being successful in my line of work																
1. Not important	1.2	1.3	0.6	0.9	1.3	1.7	0.9	1.5	0.4	0.7	2.2	0.8	0.7	0.6	2.5	4.4
2. Somewhat important	6.9	8.7	5.1	7.8	4.3	5.4	8.5	6.5	7.2	5.8	12.5	6.4	7.3	6.8	7.6	10.1
3. Quite important	25.5	27.7	23.6	27.6	16.6	23.0	25.8	26.2	26.4	25.3	25.8	25.0	25.8	26.9	25.6	38.3
4. Extremely important	66.4	62.3	70.7	63.7	77.7	69.9	64.7	65.9	65.9	68.2	59.5	67.8	66.2	65.6	64.3	47.2
<i>Item 1410 Subject C06, Q07</i>	<i>N 2516</i>	<i>1085</i>	<i>1248</i>	<i>1494</i>	<i>284</i>	<i>484</i>	<i>539</i>	<i>955</i>	<i>537</i>	<i>1866</i>	<i>395</i>	<i>1258</i>	<i>548</i>	<i>201</i>	<i>354</i>	<i>38</i>

MONITORING THE FUTURE

QUESTIONNAIRE FORM 1 2007	TOTAL	SEX		RACE		REGION				COLLEGE PLANS?		ILLICIT DRUG USE: LIFETIME				
		M	F	White	Black	NE	NC	S	W	Yes	No	None	Mari- juana Only	Few Pills	More Pills	Any Her- oin
<i>N (Weighted No. of Cases):</i>	2541	1093	1251	1498	287	489	545	965	542	1879	397	1263	551	201	357	38
<i>% of Weighted Total:</i>	100.0	43.0	49.3	59.0	11.3	19.2	21.4	38.0	21.3	74.0	15.6	49.7	21.7	7.9	14.0	1.5
A007B: Having a good marriage and family life																
1. Not important	3.1	3.8	1.9	2.8	2.8	3.5	3.1	3.8	1.7	2.7	4.7	2.5	3.0	2.1	4.8	5.6
2. Somewhat important	4.9	6.1	3.5	4.7	6.1	5.8	4.5	5.9	2.7	4.7	4.7	3.9	5.2	4.9	5.7	7.5
3. Quite important	15.8	18.8	12.2	15.7	13.5	18.1	16.3	14.5	15.5	14.7	19.3	12.8	18.3	19.8	18.4	30.4
4. Extremely important	76.2	71.4	82.3	76.8	77.7	72.7	76.2	75.8	80.0	77.9	71.3	80.7	73.6	73.3	71.1	56.4
<i>Item 1420 Subject D03, Q07</i>	<i>N 2514</i>	<i>1083</i>	<i>1248</i>	<i>1492</i>	<i>282</i>	<i>485</i>	<i>539</i>	<i>954</i>	<i>535</i>	<i>1864</i>	<i>396</i>	<i>1259</i>	<i>547</i>	<i>201</i>	<i>353</i>	<i>38</i>
A007C: Having lots of money																
1. Not important	6.6	6.8	6.6	7.1	5.2	5.5	5.5	7.9	6.2	6.6	8.7	7.1	5.6	2.6	8.0	7.8
2. Somewhat important	31.4	28.0	34.7	36.1	18.1	26.5	34.8	31.7	31.6	32.4	29.4	34.2	24.7	35.6	32.9	13.2
3. Quite important	36.5	36.3	37.6	37.1	34.5	36.3	39.6	32.7	40.3	37.7	34.9	38.2	37.1	38.4	31.4	33.3
4. Extremely important	25.6	28.8	21.1	19.7	42.1	31.7	20.1	27.7	22.0	23.3	26.9	20.5	32.6	23.5	27.7	45.7
<i>Item 1430 Subject F01, Q07</i>	<i>N 2504</i>	<i>1079</i>	<i>1241</i>	<i>1488</i>	<i>283</i>	<i>482</i>	<i>538</i>	<i>952</i>	<i>532</i>	<i>1856</i>	<i>394</i>	<i>1251</i>	<i>545</i>	<i>199</i>	<i>353</i>	<i>38</i>
A007D: Having plenty of time for recreation and hobbies																
1. Not important	1.4	1.6	1.0	0.9	1.6	0.7	1.9	2.3	0.2	1.2	1.7	1.3	1.5	1.4	0.9	3.2
2. Somewhat important	21.0	16.8	24.5	19.6	23.1	20.4	21.5	21.5	20.1	20.5	21.9	23.1	20.7	17.7	14.5	17.0
3. Quite important	44.1	41.6	46.7	46.9	42.0	44.2	47.1	42.7	43.2	45.1	41.6	44.9	43.8	48.1	43.4	32.5
4. Extremely important	33.5	40.0	27.8	32.6	33.3	34.6	29.4	33.5	36.5	33.1	34.8	30.7	34.0	32.8	41.3	47.3
<i>Item 1440 Subject C08, Q07</i>	<i>N 2521</i>	<i>1087</i>	<i>1250</i>	<i>1497</i>	<i>284</i>	<i>485</i>	<i>539</i>	<i>959</i>	<i>537</i>	<i>1870</i>	<i>397</i>	<i>1260</i>	<i>548</i>	<i>201</i>	<i>356</i>	<i>38</i>
A007E: Having strong friendships																
1. Not important	1.6	1.5	1.5	0.6	2.8	1.5	0.3	2.2	1.9	1.3	3.9	1.7	1.2	0.5	1.0	5.6
2. Somewhat important	7.2	7.9	5.4	5.0	10.9	6.6	6.8	9.0	4.9	5.9	9.6	6.9	8.3	9.1	3.1	6.5
3. Quite important	24.2	23.9	23.8	22.4	27.6	25.0	24.6	23.6	23.9	24.1	24.4	23.4	26.3	23.6	20.2	35.8
4. Extremely important	67.0	66.7	69.3	72.0	58.7	66.9	68.2	65.2	69.2	68.7	62.2	68.0	64.2	66.8	75.7	52.2
<i>Item 1450 Subject M04, Q07</i>	<i>N 2510</i>	<i>1085</i>	<i>1243</i>	<i>1491</i>	<i>283</i>	<i>482</i>	<i>539</i>	<i>953</i>	<i>536</i>	<i>1861</i>	<i>397</i>	<i>1256</i>	<i>548</i>	<i>201</i>	<i>354</i>	<i>38</i>
A007F: Being able to find steady work																
1. Not important	1.3	1.4	0.7	0.8	0.2	1.7	0.5	1.9	0.5	1.1	1.8	1.1	1.3	0.2	0.9	5.6
2. Somewhat important	5.3	5.9	4.6	5.0	2.7	6.0	5.4	4.7	5.5	5.4	4.9	5.7	4.1	5.4	4.7	15.7
3. Quite important	27.9	31.3	25.0	27.6	22.3	23.8	30.0	26.2	32.5	27.9	31.8	27.7	27.3	30.8	29.3	27.7
4. Extremely important	65.6	61.3	69.6	66.5	74.8	68.5	64.1	67.2	61.5	65.5	61.5	65.5	67.4	63.6	65.1	51.1
<i>Item 1460 Subject C04, Q07</i>	<i>N 2503</i>	<i>1078</i>	<i>1245</i>	<i>1492</i>	<i>278</i>	<i>484</i>	<i>539</i>	<i>944</i>	<i>536</i>	<i>1860</i>	<i>394</i>	<i>1252</i>	<i>546</i>	<i>199</i>	<i>354</i>	<i>38</i>
A007G: Making a contribution to society																
1. Not important	5.7	7.8	2.7	5.3	2.4	3.1	6.9	6.0	6.3	4.7	8.4	3.9	6.0	5.8	8.9	14.5
2. Somewhat important	26.6	28.8	24.7	26.5	24.3	24.8	30.2	26.2	25.4	24.4	37.9	23.7	31.1	28.7	28.0	29.3
3. Quite important	42.3	39.0	45.3	43.3	47.5	46.3	41.0	41.8	40.6	43.5	39.3	44.0	40.7	41.9	41.3	34.3
4. Extremely important	25.5	24.3	27.3	24.9	25.9	25.8	22.0	26.0	27.6	27.3	14.4	28.4	22.2	23.6	21.8	21.9
<i>Item 1470 Subject O01, Q07</i>	<i>N 2508</i>	<i>1081</i>	<i>1245</i>	<i>1491</i>	<i>281</i>	<i>482</i>	<i>539</i>	<i>951</i>	<i>536</i>	<i>1867</i>	<i>394</i>	<i>1257</i>	<i>545</i>	<i>200</i>	<i>353</i>	<i>38</i>
A007H: Being a leader in my community																
1. Not important	18.5	19.1	16.6	19.1	8.4	15.2	20.5	18.3	19.8	16.3	27.3	15.5	17.7	20.1	26.3	29.4
2. Somewhat important	36.8	36.5	37.8	38.6	29.6	37.1	36.3	35.5	39.4	37.8	37.4	35.7	38.8	42.4	36.9	40.9
3. Quite important	27.3	26.3	29.4	27.5	36.3	27.2	27.8	27.9	26.0	29.0	21.0	30.5	28.2	19.5	22.3	19.6
4. Extremely important	17.3	18.2	16.2	14.8	25.7	20.5	15.4	18.3	14.8	16.9	14.3	18.3	15.3	18.0	14.5	10.1
<i>Item 1480 Subject M05, Q07</i>	<i>N 2505</i>	<i>1083</i>	<i>1241</i>	<i>1487</i>	<i>283</i>	<i>480</i>	<i>539</i>	<i>950</i>	<i>536</i>	<i>1858</i>	<i>396</i>	<i>1257</i>	<i>547</i>	<i>198</i>	<i>351</i>	<i>38</i>
A007I: Being able to give my children better opportunities than I've had																
1. Not important	3.3	3.8	2.6	3.5	1.8	4.0	2.6	4.1	1.8	2.9	4.8	2.8	3.1	1.4	5.3	4.6
2. Somewhat important	6.1	6.8	5.7	7.8	1.4	3.6	6.1	6.4	8.2	6.7	4.5	6.0	3.8	9.9	8.2	10.6
3. Quite important	21.2	23.2	19.8	25.6	9.7	21.0	28.3	16.9	22.0	22.6	20.3	23.0	19.7	21.6	17.7	21.0
4. Extremely important	69.3	66.2	72.0	63.0	87.2	71.4	63.0	72.6	68.0	67.8	70.4	68.2	73.3	67.2	68.8	63.8
<i>Item 1490 Subject Q07</i>	<i>N 2502</i>	<i>1081</i>	<i>1243</i>	<i>1486</i>	<i>281</i>	<i>482</i>	<i>539</i>	<i>947</i>	<i>533</i>	<i>1860</i>	<i>393</i>	<i>1250</i>	<i>545</i>	<i>200</i>	<i>355</i>	<i>38</i>

DESCRIPTIVE RESULTS: 2007

47

QUESTIONNAIRE FORM 1 2007	TOTAL	SEX		RACE		REGION				COLLEGE PLANS?		ILLICIT DRUG USE: LIFETIME				
		M	F	White	Black	NE	NC	S	W	Yes	No	None	Mari- juana Only	Few Pills	More Pills	Any Her- oin
<i>N (Weighted No. of Cases):</i>	2541	1093	1251	1498	287	489	545	965	542	1879	397	1263	551	201	357	38
<i>% of Weighted Total:</i>	100.0	43.0	49.3	59.0	11.3	19.2	21.4	38.0	21.3	74.0	15.6	49.7	21.7	7.9	14.0	1.5
A007J: Living close to parents and relatives																
1. Not important	13.9	17.2	11.6	15.0	11.1	9.8	15.4	15.8	12.9	14.0	16.8	11.4	14.9	10.5	21.1	26.7
2. Somewhat important	36.3	39.7	33.5	37.7	36.5	37.8	36.1	37.4	33.0	37.1	33.9	36.3	37.1	39.2	37.0	35.0
3. Quite important	31.6	29.0	33.0	31.5	31.1	33.3	32.0	28.8	34.7	31.2	30.2	33.5	31.6	29.6	25.0	21.3
4. Extremely important	18.2	14.1	21.9	15.8	21.3	19.1	16.5	18.0	19.4	17.7	19.1	18.8	16.4	20.8	16.8	17.0
<i>Item 1500 Subject M03, Q07</i>	<i>N 2509</i>	<i>1081</i>	<i>1245</i>	<i>1494</i>	<i>283</i>	<i>483</i>	<i>539</i>	<i>955</i>	<i>531</i>	<i>1862</i>	<i>395</i>	<i>1254</i>	<i>548</i>	<i>200</i>	<i>353</i>	<i>38</i>
A007K: Getting away from this area of the country																
1. Not important	45.1	46.1	46.2	49.1	34.1	41.5	40.7	45.7	51.9	47.1	43.0	49.0	44.4	37.3	43.4	27.3
2. Somewhat important	24.8	23.2	25.7	23.3	29.1	28.3	23.1	24.1	24.3	25.1	22.0	24.9	25.9	29.2	19.1	25.0
3. Quite important	15.5	14.9	14.9	13.5	19.2	16.2	18.4	14.4	13.8	14.5	15.2	13.2	16.3	19.1	18.7	13.5
4. Extremely important	14.7	15.8	13.2	14.1	17.6	14.0	17.9	15.8	10.0	13.4	19.7	12.9	13.4	14.5	18.9	34.1
<i>Item 1510 Subject Q07</i>	<i>N 2515</i>	<i>1085</i>	<i>1248</i>	<i>1494</i>	<i>284</i>	<i>483</i>	<i>539</i>	<i>956</i>	<i>536</i>	<i>1867</i>	<i>396</i>	<i>1259</i>	<i>548</i>	<i>199</i>	<i>356</i>	<i>38</i>
A007L: Working to correct social and economic inequalities																
1. Not important	18.0	20.5	15.5	20.4	13.9	15.9	21.7	18.2	15.7	17.4	22.8	15.7	19.2	15.6	22.8	29.4
2. Somewhat important	40.2	39.8	40.7	43.2	30.0	35.1	42.3	39.3	44.3	40.1	42.8	40.8	38.8	42.9	41.4	30.3
3. Quite important	27.1	24.1	29.0	25.0	34.4	33.4	24.6	27.5	23.2	27.0	22.9	28.8	26.3	26.1	23.2	27.1
4. Extremely important	14.7	15.5	14.8	11.5	21.6	15.6	11.4	15.0	16.8	15.5	11.4	14.7	15.7	15.4	12.6	13.2
<i>Item 1520 Subject N02, O01, Q07</i>	<i>N 2496</i>	<i>1082</i>	<i>1238</i>	<i>1485</i>	<i>283</i>	<i>483</i>	<i>537</i>	<i>942</i>	<i>533</i>	<i>1858</i>	<i>393</i>	<i>1245</i>	<i>548</i>	<i>200</i>	<i>352</i>	<i>38</i>
A007M: Discovering new ways to experience things																
1. Not important	6.1	6.2	5.7	6.7	4.8	5.4	7.5	6.2	5.2	5.8	8.1	7.1	4.5	3.3	5.2	7.8
2. Somewhat important	28.2	27.5	29.5	32.0	24.8	21.8	30.6	29.3	29.5	28.8	29.6	29.2	27.8	25.4	26.5	32.9
3. Quite important	39.9	40.2	39.7	38.9	39.5	43.3	40.1	37.0	41.6	40.5	36.7	41.6	42.4	36.8	35.5	30.1
4. Extremely important	25.9	26.1	25.1	22.5	30.9	29.4	21.8	27.6	23.6	24.9	25.6	22.2	25.3	34.5	32.8	29.2
<i>Item 1530 Subject Q07</i>	<i>N 2515</i>	<i>1087</i>	<i>1247</i>	<i>1496</i>	<i>282</i>	<i>484</i>	<i>540</i>	<i>956</i>	<i>535</i>	<i>1869</i>	<i>395</i>	<i>1259</i>	<i>548</i>	<i>201</i>	<i>355</i>	<i>38</i>
A007N: Finding purpose and meaning in my life																
1. Not important	3.9	4.6	2.3	3.1	3.1	2.5	2.7	4.9	4.8	2.9	7.9	2.9	3.8	3.5	6.0	5.0
2. Somewhat important	9.8	12.3	7.6	10.4	8.2	10.3	13.1	8.7	8.0	9.7	11.4	9.1	10.0	10.0	11.2	8.7
3. Quite important	24.3	27.0	22.5	28.3	18.0	24.5	25.8	23.3	24.6	25.0	20.3	25.6	24.5	24.0	19.1	24.0
4. Extremely important	61.9	56.1	67.6	58.2	70.7	62.7	58.4	63.1	62.6	62.4	60.4	62.4	61.7	62.5	63.7	62.3
<i>Item 1540 Subject Q07</i>	<i>N 2514</i>	<i>1085</i>	<i>1249</i>	<i>1494</i>	<i>284</i>	<i>484</i>	<i>539</i>	<i>955</i>	<i>536</i>	<i>1867</i>	<i>396</i>	<i>1259</i>	<i>548</i>	<i>201</i>	<i>355</i>	<i>38</i>
A008: Generally speaking, would you say that most people can be trusted or that you can't be too careful in dealing with people?																
3. Most people can be trusted	20.1	23.4	18.0	23.9	12.3	19.9	23.5	16.3	23.5	21.1	17.8	22.0	16.6	20.5	19.3	11.1
2. Don't know, undecided	30.2	32.0	28.6	30.5	22.2	27.6	32.7	28.1	33.8	29.6	30.7	31.3	32.0	34.6	21.8	22.2
1. Can't be too careful	49.7	44.6	53.4	45.6	65.5	52.5	43.8	55.6	42.7	49.3	51.5	46.7	51.4	45.0	59.0	66.7
<i>Item 1550 Subject Q05</i>	<i>N 2433</i>	<i>1041</i>	<i>1226</i>	<i>1466</i>	<i>270</i>	<i>471</i>	<i>519</i>	<i>928</i>	<i>515</i>	<i>1820</i>	<i>382</i>	<i>1219</i>	<i>531</i>	<i>197</i>	<i>348</i>	<i>38</i>
A009: Would you say that most of the time people try to be helpful or that they are mostly just looking out for themselves?																
3. Try to be helpful	23.7	24.4	24.0	23.3	25.0	26.3	22.7	22.7	24.3	24.4	22.5	27.0	22.0	23.1	15.4	11.5
2. Don't know, undecided	37.7	38.6	35.8	38.4	30.1	39.2	42.1	35.1	36.6	36.5	40.1	38.4	36.2	43.0	35.6	33.5
1. Just looking out for themselves	38.6	37.0	40.3	38.3	44.9	34.6	35.2	42.2	39.1	39.2	37.3	34.6	41.8	33.9	49.0	54.9
<i>Item 1560 Subject Q05</i>	<i>N 2495</i>	<i>1078</i>	<i>1242</i>	<i>1488</i>	<i>280</i>	<i>481</i>	<i>529</i>	<i>951</i>	<i>533</i>	<i>1858</i>	<i>395</i>	<i>1246</i>	<i>547</i>	<i>201</i>	<i>356</i>	<i>38</i>
A010: Do you think most people would try to take advantage of you if they got a chance or would they try to be fair?																
3. Would try to be fair	20.2	23.0	18.1	22.3	14.3	20.2	21.8	18.6	21.3	20.9	17.8	24.5	15.3	19.5	16.2	6.7
2. Don't know, undecided	35.7	36.4	34.8	38.4	29.8	34.8	38.0	34.1	37.3	35.2	38.6	37.0	34.5	39.5	30.5	36.0
1. Would try to take advantage of you	44.1	40.6	47.1	39.3	55.8	45.0	40.2	47.3	41.4	43.9	43.6	38.5	50.2	41.0	53.3	57.3
<i>Item 1570 Subject Q05</i>	<i>N 2490</i>	<i>1077</i>	<i>1241</i>	<i>1487</i>	<i>282</i>	<i>480</i>	<i>530</i>	<i>947</i>	<i>533</i>	<i>1853</i>	<i>395</i>	<i>1245</i>	<i>547</i>	<i>201</i>	<i>356</i>	<i>38</i>

MONITORING THE FUTURE

QUESTIONNAIRE FORM 1 2007	TOTAL	SEX		RACE		REGION				COLLEGE PLANS?		ILLCIT DRUG USE: LIFETIME				
		M	F	White	Black	NE	NC	S	W	Yes	No	None	Mari- juana Only	Few Pills	More Pills	Any Her- oin
<i>N (Weighted No. of Cases):</i>	2541	1093	1251	1498	287	489	545	965	542	1879	397	1263	551	201	357	38
<i>% of Weighted Total:</i>	100.0	43.0	49.3	59.0	11.3	19.2	21.4	38.0	21.3	74.0	15.6	49.7	21.7	7.9	14.0	1.5
A011: These next questions ask your opinions about a number of different topics. How much do you agree or disagree with each statement below?																
A011A: I feel that you can't be a good citizen unless you always obey the law																
1. Disagree	20.9	23.8	17.6	20.4	19.2	22.4	20.2	20.4	21.0	19.3	25.5	14.8	24.3	17.5	35.7	43.5
2. Mostly disagree	20.5	22.7	19.5	22.5	16.7	17.6	21.4	18.6	25.8	21.9	17.6	18.2	23.8	24.0	23.0	24.5
3. Neither	25.4	22.0	27.9	25.2	27.9	26.8	26.9	25.8	21.9	25.6	26.6	25.1	24.5	32.6	23.0	17.1
4. Mostly agree	26.3	24.6	28.6	26.6	25.8	25.3	27.6	27.4	24.0	27.1	22.4	32.7	23.2	21.5	15.6	5.8
5. Agree	6.9	6.8	6.4	5.3	10.4	7.9	3.9	7.8	7.3	6.0	7.9	9.3	4.2	4.4	2.6	9.1
<i>Item 1580 Subject H03</i>	<i>N</i> 2498	1082	1241	1490	282	480	533	952	532	1859	395	1254	544	201	356	38
A011B: I feel good citizens should go along with whatever the government does even if they disagree with it																
1. Disagree	41.4	41.3	41.6	39.3	47.0	45.6	40.4	40.1	41.0	40.9	41.3	37.6	46.7	36.6	50.5	49.8
2. Mostly disagree	24.5	24.3	26.0	26.6	17.4	22.2	27.1	22.9	26.7	26.4	19.9	25.8	24.2	26.7	22.3	26.3
3. Neither	19.7	19.1	19.3	19.4	19.0	18.7	21.4	21.4	15.9	18.8	22.5	20.5	17.8	20.0	17.7	13.6
4. Mostly agree	11.1	11.7	10.4	11.9	10.1	10.0	9.2	11.8	13.0	10.9	12.5	12.0	9.7	15.2	7.1	10.3
5. Agree	3.3	3.6	2.8	2.8	6.5	3.5	2.0	3.8	3.5	3.0	3.7	4.1	1.7	1.6	2.4	-
<i>Item 1590 Subject H03</i>	<i>N</i> 2495	1082	1240	1488	281	475	532	953	534	1857	395	1248	546	201	356	38
A011C: I feel good citizens try to change the government policies they disagree with																
1. Disagree	4.9	5.2	4.2	3.8	7.0	5.6	4.1	5.5	4.0	4.2	6.5	4.3	5.9	3.8	3.7	6.3
2. Mostly disagree	7.1	5.4	8.4	7.9	3.5	6.4	7.6	7.3	6.6	7.1	6.5	7.0	7.5	9.3	3.4	14.9
3. Neither	29.1	26.2	30.8	28.4	25.3	28.0	32.5	27.8	29.1	28.0	32.0	28.3	32.5	29.5	28.0	19.7
4. Mostly agree	33.6	36.2	32.6	34.8	33.1	31.7	32.3	34.4	35.4	35.0	30.5	34.0	32.3	31.7	38.2	31.4
5. Agree	25.3	27.1	24.0	25.0	31.1	28.3	23.5	25.0	25.0	25.7	24.5	26.3	21.8	25.8	26.7	27.7
<i>Item 1600 Subject H03</i>	<i>N</i> 2482	1083	1230	1484	278	475	531	947	529	1850	394	1247	542	201	352	38
A011D: The way people vote has a major impact on how things are run in this country																
1. Disagree	6.7	7.4	5.1	6.9	5.1	9.4	4.9	7.0	5.6	6.3	7.4	5.7	6.5	7.3	8.6	10.5
2. Mostly disagree	9.7	10.5	8.9	10.1	9.1	14.2	10.1	7.9	8.5	10.5	7.7	9.2	9.8	9.6	12.3	8.6
3. Neither	18.4	20.1	17.2	19.4	15.2	13.8	20.3	19.0	19.2	17.5	24.9	17.7	16.6	19.6	21.8	27.7
4. Mostly agree	32.2	30.1	35.0	34.0	24.6	28.1	35.6	30.3	35.9	33.4	28.2	34.8	30.8	34.3	25.0	22.1
5. Agree	33.0	32.0	33.9	29.6	46.0	34.5	29.1	35.8	30.8	32.2	31.8	32.7	36.3	29.2	32.4	31.1
<i>Item 1610 Subject H05, I02</i>	<i>N</i> 2489	1084	1236	1487	282	476	531	953	529	1855	395	1248	547	200	355	38
A011E: People who get together in citizen action groups to influence government policies can have a real effect																
1. Disagree	5.4	6.9	3.2	5.7	3.1	5.6	3.7	6.6	4.5	4.8	6.9	4.2	5.2	5.0	8.0	13.6
2. Mostly disagree	10.5	12.5	8.8	11.3	8.7	10.4	11.7	10.0	10.2	10.1	12.3	9.2	11.6	11.4	11.0	16.7
3. Neither	32.0	30.3	33.5	35.5	21.6	32.3	38.3	28.8	31.1	31.8	34.9	30.6	31.7	32.4	38.3	28.2
4. Mostly agree	33.7	32.9	35.1	32.8	34.3	32.6	31.8	35.3	33.7	36.0	27.1	35.1	34.2	36.4	26.5	27.4
5. Agree	18.4	17.4	19.4	14.7	32.3	19.1	14.5	19.2	20.5	17.3	18.8	20.8	17.3	14.8	16.1	14.1
<i>Item 1620 Subject H03, I02</i>	<i>N</i> 2481	1082	1233	1484	281	471	527	950	533	1853	394	1243	547	199	354	38
A011F: Despite its many faults, our system of doing things is still the best in the world																
1. Disagree	9.3	8.4	9.5	8.2	13.2	10.9	8.6	9.5	8.0	9.0	8.0	8.5	9.1	6.8	10.9	16.4
2. Mostly disagree	12.7	13.5	11.8	12.8	9.0	14.9	14.0	12.6	9.6	12.7	10.9	12.0	13.5	12.0	14.0	14.4
3. Neither	32.4	28.4	35.1	30.5	33.9	35.9	32.8	32.1	29.4	30.8	42.5	31.9	35.2	38.7	28.6	33.4
4. Mostly agree	26.8	26.0	27.8	28.6	24.8	26.6	27.7	24.6	29.8	27.3	25.4	27.2	24.3	28.0	28.2	14.0
5. Agree	18.9	23.8	15.8	19.9	19.1	11.7	16.9	21.1	23.2	20.3	13.1	20.5	17.8	14.5	18.2	21.9
<i>Item 1630 Subject H04</i>	<i>N</i> 2481	1081	1233	1483	280	471	529	948	533	1852	395	1243	546	199	354	38

QUESTIONNAIRE FORM 1 2007	TOTAL	SEX		RACE		REGION				COLLEGE PLANS?		ILLICIT DRUG USE: LIFETIME				
		M	F	White	Black	NE	NC	S	W	Yes	No	None	Mari- juana Only	Few Pills	More Pills	Any Her- oin
<i>N (Weighted No. of Cases):</i>	2541	1093	1251	1498	287	489	545	965	542	1879	397	1263	551	201	357	38
<i>% of Weighted Total:</i>	100.0	43.0	49.3	59.0	11.3	19.2	21.4	38.0	21.3	74.0	15.6	49.7	21.7	7.9	14.0	1.5
A011G: America needs growth to survive, and that is going to require some increase in pollution																
1. Disagree	32.3	28.9	34.8	32.5	28.5	39.2	29.7	30.2	32.6	33.9	24.0	30.3	33.6	37.2	35.6	29.1
2. Mostly disagree	20.5	22.1	20.1	23.2	14.3	18.8	25.2	19.9	18.4	21.6	19.2	18.3	24.9	22.0	23.0	25.8
3. Neither	28.5	26.6	29.6	27.9	29.7	24.1	28.0	30.5	29.3	27.1	34.9	31.0	26.5	28.7	23.4	26.6
4. Mostly agree	12.1	14.5	10.5	11.5	13.8	11.6	13.0	11.4	12.9	11.9	14.4	12.8	11.8	8.7	9.3	13.3
5. Agree	6.6	7.9	5.1	4.9	13.6	6.3	4.2	7.9	6.8	5.4	7.5	7.5	3.3	3.3	8.8	5.2
<i>Item 1640 Subject F04</i>	<i>N</i> 2475	1076	1235	1483	279	473	526	946	530	1850	392	1243	544	200	351	38
A011H: If we just leave things to God, they will turn out for the best																
1. Disagree	22.5	26.2	19.0	26.2	6.2	31.5	21.1	18.9	22.3	22.4	23.0	17.2	23.2	30.3	35.2	40.2
2. Mostly disagree	10.9	11.0	10.6	11.4	3.3	11.3	10.2	9.5	13.7	11.1	12.0	10.5	11.5	9.3	10.4	15.9
3. Neither	24.3	25.1	23.2	24.0	16.8	24.6	25.8	22.4	25.9	24.2	24.9	23.8	23.8	28.6	24.0	22.9
4. Mostly agree	16.7	16.1	17.9	16.6	20.4	15.5	19.1	17.0	15.0	16.4	16.6	18.4	16.6	15.6	12.3	9.6
5. Agree	25.6	21.6	29.2	21.8	53.2	17.2	23.8	32.2	23.1	25.9	23.5	30.2	24.9	16.1	18.1	11.4
<i>Item 1650 Subject I02</i>	<i>N</i> 2471	1071	1233	1478	276	471	527	940	533	1841	394	1241	540	197	353	38
A011I: Going to school has been an enjoyable experience for me																
1. Disagree	7.3	8.0	6.2	7.0	4.7	6.2	6.6	8.8	6.1	5.6	13.6	5.2	7.4	7.5	11.4	24.6
2. Mostly disagree	9.7	8.8	10.2	10.5	7.3	10.6	7.8	9.7	10.6	8.6	16.2	7.1	12.2	13.2	12.4	18.2
3. Neither	17.8	16.5	18.3	17.8	14.1	15.6	22.0	18.4	14.5	17.4	17.9	17.7	18.6	15.3	18.9	19.8
4. Mostly agree	38.5	38.9	39.5	40.9	34.7	37.1	40.0	38.0	39.3	41.6	29.2	37.8	42.0	41.8	34.8	25.6
5. Agree	26.7	27.8	25.9	23.8	39.2	30.4	23.5	25.2	29.5	26.8	23.1	32.3	19.9	22.2	22.5	11.8
<i>Item 1660 Subject B01</i>	<i>N</i> 2484	1081	1239	1488	281	473	530	948	533	1857	394	1247	546	199	353	38
A011J: Doing well in school is important for getting a good job																
1. Disagree	3.2	3.8	1.4	2.4	1.2	3.2	2.1	4.0	2.7	2.0	5.6	2.3	2.5	1.4	5.7	3.2
2. Mostly disagree	3.4	4.2	2.1	3.7	1.0	2.7	2.7	4.6	2.7	2.6	5.7	3.0	3.8	4.0	4.2	6.8
3. Neither	8.6	9.9	6.7	8.8	8.4	8.6	9.3	8.6	8.0	7.3	13.3	6.9	9.4	10.1	10.9	13.0
4. Mostly agree	26.4	28.8	25.6	28.6	21.3	27.0	29.7	25.5	24.3	26.6	28.2	24.8	27.7	28.4	29.1	26.5
5. Agree	58.4	53.2	64.1	56.5	68.2	58.5	56.2	57.3	62.2	61.4	47.1	63.1	56.6	56.1	50.1	50.5
<i>Item 1670 Subject B01</i>	<i>N</i> 2492	1085	1242	1491	282	475	533	950	534	1862	395	1252	546	200	356	38
A012: The next questions ask for your opinions on the effects of using certain drugs and other substances. How much do you think people risk harming themselves (physically or in other ways), if they . . .																
A012A: Smoke one or more packs of cigarettes per day																
1. No risk	3.7	4.4	2.0	1.9	8.1	2.2	3.8	5.5	2.0	2.5	4.3	3.5	3.0	2.2	2.3	18.6
2. Slight risk	4.1	4.7	3.1	3.6	5.8	4.3	2.8	5.1	3.5	3.2	7.5	3.1	4.2	3.6	6.9	8.3
3. Moderate risk	16.8	20.1	15.2	19.4	6.9	16.0	18.8	17.5	14.3	16.8	19.3	13.8	18.0	24.9	23.9	14.2
4. Great risk	71.0	65.6	76.8	71.9	72.4	72.9	71.5	66.5	76.8	74.5	61.7	73.9	73.4	65.1	64.5	52.5
5. Can't say, drug unfamiliar	4.3	5.2	2.9	3.1	6.8	4.7	3.0	5.4	3.5	3.0	7.2	5.7	1.4	4.2	2.4	6.4
<i>Item 12360 Subject A14a</i>	<i>N</i> 2502	1085	1244	1493	281	477	537	954	534	1868	392	1253	549	201	355	38
A012B: Try marijuana once or twice																
1. No risk	35.0	39.5	30.0	36.6	27.3	38.6	36.4	31.8	36.1	33.8	39.3	16.1	49.9	46.8	66.6	71.9
2. Slight risk	31.2	30.4	33.3	31.9	33.6	29.2	33.6	33.2	26.7	33.1	25.7	33.8	34.9	27.3	20.8	15.3
3. Moderate risk	12.6	10.9	14.5	13.4	12.2	12.7	13.2	10.7	15.5	12.9	12.0	18.2	7.3	9.9	4.6	2.4
4. Great risk	15.8	12.8	18.5	13.9	21.2	14.9	12.0	17.3	17.7	16.0	14.5	24.4	6.6	11.0	4.6	9.4
5. Can't say, drug unfamiliar	5.4	6.4	3.8	4.2	5.6	4.6	4.8	7.0	4.0	4.2	8.6	7.5	1.3	5.0	3.4	0.9
<i>Item 12370 Subject A14a</i>	<i>N</i> 2507	1089	1246	1497	282	478	538	956	535	1869	394	1256	550	201	356	38
A012C: Smoke marijuana occasionally																
1. No risk	16.1	20.0	11.0	15.5	14.4	16.0	15.0	17.9	14.2	14.0	19.1	6.0	19.4	19.4	37.5	52.5
2. Slight risk	26.4	26.8	25.8	28.9	19.7	28.1	30.4	24.2	24.8	26.9	25.3	18.0	37.4	31.0	35.5	28.6
3. Moderate risk	28.9	25.8	33.2	30.1	28.7	27.7	29.7	28.5	29.9	30.8	26.0	33.6	31.3	27.8	15.2	9.7
4. Great risk	23.6	21.8	26.3	21.4	31.4	23.9	20.5	22.9	27.8	24.2	22.5	35.2	10.8	17.2	8.3	8.2
5. Can't say, drug unfamiliar	5.0	5.7	3.7	4.1	5.9	4.4	4.4	6.5	3.4	4.1	7.1	7.3	1.2	4.7	3.4	0.9
<i>Item 12380 Subject A14a</i>	<i>N</i> 2505	1089	1244	1496	282	478	536	956	535	1869	394	1255	549	201	356	38

MONITORING THE FUTURE

QUESTIONNAIRE FORM 1 2007	TOTAL	SEX		RACE		REGION				COLLEGE PLANS?		ILLICIT DRUG USE: LIFETIME				
		M	F	White	Black	NE	NC	S	W	Yes	No	None	Mari- juana Only	Few Pills	More Pills	Any Her- oin
<i>N (Weighted No. of Cases):</i>	2541	1093	1251	1498	287	489	545	965	542	1879	397	1263	551	201	357	38
<i>% of Weighted Total:</i>	100.0	43.0	49.3	59.0	11.3	19.2	21.4	38.0	21.3	74.0	15.6	49.7	21.7	7.9	14.0	1.5
A012D: Smoke marijuana regularly																
1. No risk	9.3	11.6	5.2	6.8	12.9	9.5	8.8	11.2	6.0	6.5	13.5	4.9	9.8	8.6	16.8	35.7
2. Slight risk	12.0	12.8	11.2	12.9	8.7	11.4	12.0	11.7	13.3	11.6	13.3	3.9	17.3	16.7	28.0	32.9
3. Moderate risk	21.2	22.7	20.0	23.1	18.5	25.7	22.5	19.7	18.6	22.6	17.0	14.9	31.8	21.5	25.2	18.3
4. Great risk	52.5	47.2	59.8	53.1	54.3	49.1	52.4	51.0	58.3	55.1	48.5	69.1	39.9	48.3	26.8	12.1
5. Can't say, drug unfamiliar	5.0	5.7	3.9	4.0	5.6	4.4	4.3	6.4	3.9	4.1	7.7	7.2	1.2	5.0	3.2	0.9
<i>Item 12390 Subject A14a</i>	<i>N</i> 2502	1086	1244	1495	281	478	534	955	534	1866	393	1252	550	201	355	38
A012E: Try cocaine in powder form once or twice																
1. No risk	6.8	8.1	4.4	5.4	8.3	4.8	7.7	8.5	4.6	5.1	8.0	4.6	5.9	5.2	11.4	28.9
2. Slight risk	18.6	20.0	17.9	21.6	6.2	18.1	19.7	15.4	23.7	19.1	18.1	15.2	16.8	22.1	30.5	48.1
3. Moderate risk	23.3	21.6	25.3	24.9	13.0	24.1	24.1	21.9	24.5	24.3	21.1	22.5	26.9	27.8	21.3	6.0
4. Great risk	43.2	40.7	46.1	41.3	60.2	45.3	40.6	44.7	41.4	44.7	41.0	47.8	45.5	37.1	30.0	16.0
5. Can't say, drug unfamiliar	8.0	9.5	6.2	6.8	12.4	7.7	8.0	9.5	5.8	6.8	11.8	10.0	5.0	7.8	6.8	0.9
<i>Item 12501 Subject A14a</i>	<i>N</i> 2501	1085	1243	1493	283	478	537	952	534	1868	390	1254	548	201	355	38
A012F: Take cocaine powder occasionally																
1. No risk	3.9	4.6	2.5	2.3	8.0	2.7	3.5	5.9	1.9	2.7	5.3	3.5	3.7	0.8	3.2	18.7
2. Slight risk	4.8	5.6	4.3	5.7	1.4	4.0	6.2	4.2	5.1	4.2	7.6	2.6	4.2	5.5	11.8	20.1
3. Moderate risk	23.4	24.1	23.1	25.9	8.3	22.7	24.2	21.8	26.2	23.9	20.6	22.5	20.6	25.6	31.4	39.6
4. Great risk	59.8	56.2	64.3	59.6	68.0	62.9	58.3	58.3	61.4	62.7	54.1	61.7	66.2	60.7	47.1	20.7
5. Can't say, drug unfamiliar	8.0	9.6	5.8	6.5	14.2	7.7	7.7	9.8	5.4	6.5	12.3	9.7	5.3	7.4	6.5	0.9
<i>Item 12502 Subject A14a</i>	<i>N</i> 2503	1087	1244	1495	283	477	537	954	533	1869	392	1255	550	199	356	38
A012G: Take cocaine powder regularly																
1. No risk	3.9	4.3	2.4	2.2	8.3	2.8	3.4	5.8	1.8	2.5	5.0	3.3	3.6	0.8	2.7	21.1
2. Slight risk	1.2	1.4	1.0	0.7	0.6	0.7	0.9	1.2	2.0	1.0	1.9	0.9	1.7	0.2	2.3	2.0
3. Moderate risk	4.3	5.2	3.6	4.6	2.0	2.7	4.2	5.4	4.1	3.8	5.7	2.6	4.7	3.1	8.2	18.8
4. Great risk	82.7	79.9	87.1	86.1	76.0	86.1	83.6	78.2	86.8	86.2	75.4	83.6	84.6	88.9	80.4	57.2
5. Can't say, drug unfamiliar	7.9	9.2	5.8	6.4	13.2	7.6	7.8	9.4	5.4	6.3	11.9	9.6	5.4	7.0	6.5	0.9
<i>Item 12503 Subject A14a</i>	<i>N</i> 2503	1088	1244	1496	283	478	537	953	534	1870	392	1256	549	200	355	38
A012H: Try "crack" cocaine once or twice																
1. No risk	5.6	7.0	3.4	4.0	9.4	3.4	5.7	6.9	5.1	4.4	7.2	4.4	4.9	4.6	6.5	24.0
2. Slight risk	14.1	13.6	15.1	15.7	5.8	12.6	16.3	12.2	16.5	14.7	11.5	14.3	12.7	11.7	16.7	32.1
3. Moderate risk	20.9	19.8	22.6	23.7	10.6	20.6	21.0	17.3	27.3	21.0	23.4	19.7	22.8	26.2	20.3	18.2
4. Great risk	50.1	48.8	51.5	48.5	60.5	54.6	47.7	51.9	45.3	52.0	44.8	50.5	52.4	50.3	48.4	21.3
5. Can't say, drug unfamiliar	9.3	10.8	7.4	8.1	13.7	8.9	9.3	11.6	5.8	7.9	13.0	11.2	7.2	7.3	8.1	4.4
<i>Item 12504 Subject A14a</i>	<i>N</i> 2504	1087	1244	1496	282	478	537	953	535	1868	393	1255	549	200	356	38
A012I: Take "crack" cocaine occasionally																
1. No risk	4.3	5.3	2.4	2.4	9.0	3.2	3.8	5.6	3.4	3.0	5.5	3.6	4.4	1.5	3.3	15.1
2. Slight risk	2.3	2.5	2.1	2.5	1.4	1.8	3.0	2.0	2.4	2.1	3.4	2.2	1.0	2.1	2.7	12.1
3. Moderate risk	18.4	16.8	20.6	20.6	7.0	16.4	21.0	16.1	21.5	18.9	17.1	19.0	17.3	17.8	20.1	29.7
4. Great risk	66.1	65.0	67.9	66.8	69.1	70.1	63.5	65.0	66.9	68.3	62.1	64.5	70.4	71.3	66.0	38.7
5. Can't say, drug unfamiliar	9.0	10.4	7.0	7.8	13.5	8.5	8.7	11.2	5.8	7.6	11.9	10.7	7.0	7.3	7.8	4.4
<i>Item 12505 Subject A14a</i>	<i>N</i> 2501	1086	1243	1495	283	478	536	952	535	1868	391	1252	550	200	356	38
A012J: Take "crack" cocaine regularly																
1. No risk	4.1	5.0	2.3	2.4	9.5	3.4	3.7	5.6	2.3	2.7	6.0	3.5	4.4	1.5	2.4	15.1
2. Slight risk	0.6	0.8	0.4	0.4	0.5	*	0.9	0.6	1.0	0.6	0.4	0.5	0.6	-	0.9	5.0
3. Moderate risk	2.9	2.6	3.1	2.7	0.8	2.2	2.6	3.3	3.1	2.8	2.9	2.5	3.4	1.8	3.3	6.3
4. Great risk	83.3	81.1	87.1	86.6	75.6	86.0	83.9	79.2	87.5	86.2	77.9	82.9	84.6	89.0	85.7	69.2
5. Can't say, drug unfamiliar	9.1	10.5	7.1	8.0	13.5	8.4	8.9	11.3	6.1	7.7	12.8	10.6	7.1	7.7	7.7	4.4
<i>Item 12506 Subject A14a</i>	<i>N</i> 2495	1083	1239	1489	283	477	535	948	535	1863	389	1251	548	199	352	38
A012K: Try one or two drinks of an alcoholic beverage (beer, wine, liquor)																
1. No risk	46.8	52.6	42.1	51.6	35.0	47.3	52.4	45.0	44.1	47.7	45.7	34.9	54.9	61.6	64.8	71.2
2. Slight risk	31.7	26.9	36.4	31.3	26.9	33.7	29.5	33.0	30.0	32.2	28.3	34.8	33.9	23.3	27.6	16.3
3. Moderate risk	9.7	8.4	10.7	8.4	15.9	9.9	7.7	8.7	13.2	9.7	11.5	13.8	5.7	7.2	2.8	2.1
4. Great risk	8.3	8.4	8.4	6.2	17.0	6.0	7.4	9.1	10.0	7.8	9.1	11.7	4.8	4.0	3.5	9.4
5. Can't say, drug unfamiliar	3.4	3.7	2.4	2.5	5.2	3.0	3.0	4.2	2.7	2.6	5.4	4.8	0.7	3.8	1.3	0.9
<i>Item 12510 Subject A14a</i>	<i>N</i> 2502	1085	1244	1495	282	477	536	953	535	1867	393	1253	550	199	356	38

* = less than .05 percent.

DESCRIPTIVE RESULTS: 2007

51

QUESTIONNAIRE FORM 1 2007	TOTAL	SEX		RACE		REGION				COLLEGE PLANS?		ILLICIT DRUG USE: LIFETIME				
		M	F	White	Black	NE	NC	S	W	Yes	No	None	Mari- juana Only	Few Pills	More Pills	Any Her- oin
<i>N (Weighted No. of Cases):</i>	2541	1093	1251	1498	287	489	545	965	542	1879	397	1263	551	201	357	38
<i>% of Weighted Total:</i>	100.0	43.0	49.3	59.0	11.3	19.2	21.4	38.0	21.3	74.0	15.6	49.7	21.7	7.9	14.0	1.5
A012L: Take one or two drinks nearly every day																
1. No risk	13.8	18.4	8.7	14.1	13.3	10.9	15.4	16.7	9.5	12.2	17.7	9.7	16.0	13.5	20.9	33.9
2. Slight risk	28.0	30.8	25.6	31.9	18.9	30.3	30.5	28.8	21.9	27.7	29.4	21.1	33.1	37.5	36.8	40.6
3. Moderate risk	32.9	28.1	37.7	32.3	32.4	37.3	32.9	30.1	34.0	34.5	27.8	34.2	35.3	33.3	28.2	19.4
4. Great risk	21.7	18.8	25.2	19.2	29.7	18.2	18.1	19.9	31.7	22.8	19.2	29.9	14.4	11.9	12.4	5.2
5. Can't say, drug unfamiliar	3.7	3.8	2.8	2.5	5.6	3.3	3.1	4.6	2.8	2.9	5.9	5.1	1.2	3.8	1.7	0.9
<i>Item 12520 Subject A14a</i>	<i>N</i> 2498	1085	1242	1491	283	472	537	953	535	1867	390	1251	548	199	356	38
A012M: Take four or five drinks nearly every day																
1. No risk	6.1	7.6	3.4	4.7	11.4	4.3	6.4	8.6	3.1	4.4	8.5	4.5	6.3	3.9	7.6	21.0
2. Slight risk	8.7	12.6	5.4	9.9	2.7	7.7	9.9	9.6	6.7	7.8	12.8	5.5	10.3	9.7	16.2	20.5
3. Moderate risk	24.2	25.6	23.3	28.3	16.2	26.2	26.9	25.2	18.0	24.0	27.1	19.1	26.9	36.7	29.3	25.8
4. Great risk	57.2	50.2	65.1	54.4	63.2	58.5	53.7	51.5	69.4	60.9	45.7	65.6	54.9	45.8	45.3	31.7
5. Can't say, drug unfamiliar	3.8	4.0	2.7	2.7	6.5	3.2	3.1	5.0	2.8	2.9	5.9	5.2	1.6	3.9	1.7	0.9
<i>Item 12530 Subject A14a</i>	<i>N</i> 2494	1083	1239	1493	279	471	537	953	533	1860	392	1250	546	200	355	38
A012N: Have five or more drinks once or twice each weekend																
1. No risk	10.0	14.2	5.3	9.2	11.8	9.8	10.6	11.2	7.5	8.7	11.0	5.7	11.5	9.8	18.5	23.1
2. Slight risk	15.0	17.0	13.0	16.9	6.7	16.4	16.8	13.2	15.0	14.3	18.7	9.1	22.0	22.0	20.5	24.7
3. Moderate risk	26.9	24.8	29.3	29.1	21.2	30.3	29.1	25.7	24.0	27.7	24.8	25.6	27.2	30.0	32.1	22.6
4. Great risk	44.2	39.9	49.7	42.2	53.4	40.4	40.7	44.4	50.6	46.4	38.8	54.5	37.4	34.7	26.8	28.8
5. Can't say, drug unfamiliar	3.9	4.2	2.7	2.7	6.9	3.2	2.8	5.4	3.0	2.9	6.7	5.1	1.9	3.6	2.1	0.9
<i>Item 12540 Subject A14a</i>	<i>N</i> 2498	1088	1239	1496	279	474	537	951	535	1863	392	1253	545	200	356	38
A012O: Try heroin once or twice without using a needle																
1. No risk	4.3	5.3	2.5	2.7	9.3	3.5	3.1	6.1	3.0	3.0	6.0	3.4	4.7	1.8	4.3	15.7
2. Slight risk	6.5	5.4	7.6	6.4	2.8	5.9	7.4	4.6	9.6	6.6	6.0	5.1	6.3	4.2	10.2	33.8
3. Moderate risk	17.1	17.5	17.1	19.7	9.1	17.3	19.3	14.8	18.6	17.6	17.1	18.6	15.5	19.9	14.2	19.2
4. Great risk	60.2	58.8	62.1	60.2	63.8	64.6	58.7	58.9	60.0	62.0	56.1	59.6	63.9	61.0	60.1	30.4
5. Can't say, drug unfamiliar	11.9	13.0	10.6	11.0	15.1	8.7	11.4	15.6	8.8	10.8	14.9	13.2	9.7	13.1	11.2	0.9
<i>Item 29600 Subject A14a</i>	<i>N</i> 2499	1088	1240	1495	279	473	537	953	535	1866	391	1256	547	197	356	38
A012P: Take heroin occasionally without using a needle																
1. No risk	3.9	4.7	2.3	2.2	9.1	2.9	2.8	6.1	2.1	2.6	5.4	3.4	4.0	2.0	2.7	11.8
2. Slight risk	1.6	2.0	1.2	1.6	0.8	1.5	1.1	1.1	3.2	1.4	2.2	1.0	1.3	0.9	3.1	9.4
3. Moderate risk	8.5	7.3	9.6	8.8	4.8	8.7	10.2	5.7	11.7	8.7	7.7	8.2	8.5	8.4	8.8	17.2
4. Great risk	73.9	72.8	76.0	76.5	70.3	78.0	73.9	71.7	74.0	76.1	69.8	74.3	75.9	76.4	73.4	57.1
5. Can't say, drug unfamiliar	12.1	13.2	10.9	10.9	15.0	8.8	11.9	15.4	9.1	11.0	15.0	13.1	10.2	12.3	11.9	4.4
<i>Item 29610 Subject A14a</i>	<i>N</i> 2500	1087	1241	1495	279	475	536	953	535	1865	393	1255	546	200	356	38
A013: How difficult do you think it would be for you to get each of the following types of drugs, if you wanted some?																
A013A: Marijuana																
1. Probably impossible	5.9	5.0	5.9	3.9	10.4	3.7	5.2	7.5	5.8	5.0	7.8	9.6	1.2	0.6	1.7	1.4
2. Very difficult	3.0	2.9	3.3	2.9	2.4	2.3	2.5	3.3	3.6	3.0	3.1	5.3	0.5	0.3	0.4	-
3. Fairly difficult	5.8	5.6	6.0	6.4	2.3	4.3	6.2	6.0	6.5	6.0	4.6	8.8	1.7	5.2	3.0	2.0
4. Fairly easy	25.3	25.7	26.0	27.0	17.2	22.2	26.1	24.6	28.8	27.1	19.9	33.5	17.5	26.2	13.2	12.8
5. Very easy	59.9	60.9	58.8	59.9	67.7	67.4	60.0	58.6	55.4	58.9	64.6	42.8	79.1	67.7	81.7	83.8
<i>Item 6750 Subject A03a</i>	<i>N</i> 2479	1078	1234	1483	280	470	531	949	529	1856	386	1239	548	199	355	37
A013B: "Crack" cocaine																
1. Probably impossible	12.3	11.8	11.7	10.3	18.7	10.1	12.0	14.2	11.5	10.7	17.2	16.3	8.7	5.3	6.0	1.4
2. Very difficult	13.2	15.7	11.4	15.0	7.2	10.6	17.4	11.4	14.6	14.1	9.4	14.9	12.2	13.6	10.1	4.2
3. Fairly difficult	29.9	31.6	29.4	33.4	17.1	31.4	32.4	28.2	29.1	31.7	25.5	27.7	34.4	33.2	31.7	21.1
4. Fairly easy	28.4	24.9	31.7	28.6	27.8	31.5	26.2	27.4	29.9	28.3	28.3	28.7	25.9	31.9	31.1	43.1
5. Very easy	16.1	16.1	15.9	12.6	29.1	16.4	12.1	18.8	14.9	15.1	19.6	12.3	18.8	15.9	21.2	30.1
<i>Item 6811 Subject A03a</i>	<i>N</i> 2472	1073	1232	1485	273	467	531	942	532	1852	385	1240	541	198	355	37

QUESTIONNAIRE FORM 1 2007	TOTAL	SEX		RACE		REGION				COLLEGE PLANS?		ILLICIT DRUG USE: LIFETIME				
		M	F	White	Black	NE	NC	S	W	Yes	No	None	Mari- juana Only	Few Pills	More Pills	Any Her- oin
<i>N (Weighted No. of Cases):</i>	2541	1093	1251	1498	287	489	545	965	542	1879	397	1263	551	201	357	38
<i>% of Weighted Total:</i>	100.0	43.0	49.3	59.0	11.3	19.2	21.4	38.0	21.3	74.0	15.6	49.7	21.7	7.9	14.0	1.5
A013C: Cocaine powder																
1. Probably impossible	12.7	11.8	12.6	10.9	19.3	8.9	12.1	15.1	12.2	11.1	18.0	17.3	9.1	4.8	5.3	1.4
2. Very difficult	14.5	16.6	13.2	15.4	8.9	13.1	18.5	11.6	17.0	15.9	8.8	17.7	13.7	12.3	8.3	-
3. Fairly difficult	25.6	26.4	25.6	27.1	22.0	29.2	29.7	23.4	22.2	26.9	22.7	25.4	30.2	27.7	19.3	18.9
4. Fairly easy	28.1	26.2	30.6	29.8	23.7	29.4	26.8	27.0	30.4	28.5	27.0	27.8	26.3	33.8	29.9	36.6
5. Very easy	19.1	19.0	18.1	16.8	26.1	19.4	13.0	22.9	18.2	17.7	23.5	11.8	20.7	21.3	37.1	43.1
<i>Item 6812 Subject A03a</i>	<i>N</i> 2471	1073	1231	1484	273	467	530	942	532	1851	385	1239	541	198	355	37
The following questions are about CIGARETTE SMOKING.																
B001: Have you ever smoked cigarettes?																
1. Never—GO TO Q.B006	54.8	54.6	56.1	52.0	65.4	53.7	49.3	53.7	63.3	57.7	45.8	79.6	32.5	33.7	21.0	8.8
2. Once or twice	19.2	19.1	19.7	18.5	22.4	17.4	21.3	19.8	17.6	18.8	21.3	12.9	31.7	26.5	17.5	8.5
3. Occasionally but not regularly	11.1	12.7	9.4	13.0	4.4	13.6	11.4	10.2	10.2	11.4	8.6	5.0	14.8	19.9	22.3	14.4
4. Regularly in the past	4.6	4.8	3.8	4.9	1.9	4.0	5.3	4.6	4.2	3.8	7.2	1.4	5.6	7.7	9.8	23.0
5. Regularly now	10.3	8.7	10.9	11.5	5.9	11.3	12.7	11.7	4.7	8.3	17.2	1.2	15.5	12.2	29.4	45.3
<i>Item 760 Subject A01a</i>	<i>N</i> 2472	1069	1241	1490	274	474	536	935	526	1853	390	1240	543	197	353	36
B002: How frequently have you smoked cigarettes during the past 30 days?																
1. Not at all	49.0	47.3	52.8	46.9	58.7	46.5	45.0	49.9	55.1	52.2	43.2	68.8	48.9	52.9	34.0	10.8
2. Less than one cigarette per day	22.3	25.0	18.8	22.0	20.1	21.2	20.0	20.1	31.6	23.3	17.6	21.8	22.3	22.5	22.8	23.2
3. One to five cigarettes per day	14.7	14.9	14.8	15.3	14.1	18.1	18.6	12.7	10.0	13.9	15.6	4.9	15.6	13.4	21.7	24.7
4. About one-half pack per day	8.6	9.0	7.5	10.3	1.9	9.5	10.7	9.8	2.2	6.5	14.8	0.8	10.2	7.3	14.7	17.5
5. About one pack per day	3.5	2.7	4.3	3.8	5.2	3.0	3.8	4.7	0.7	3.2	5.3	1.9	2.2	3.2	5.1	14.5
6. About one and one-half packs per day	1.0	0.9	0.9	1.0	-	0.5	1.2	1.6	-	0.6	1.8	0.9	0.8	-	1.1	4.3
7. Two packs or more per day	0.9	0.1	0.9	0.6	-	1.2	0.7	1.2	0.4	0.3	1.7	0.9	-	0.7	0.6	5.0
<i>Item 780 Subject A01c</i>	<i>N†</i> 1116	488	541	714	95	221	271	432	193	785	209	253	365	132	280	32
B003: To be more precise, during the past 30 days about how many cigarettes have you smoked per day?																
01. None	49.2	48.0	52.0	46.9	58.7	47.9	45.3	49.7	54.9	51.8	43.0	69.9	48.0	54.4	34.0	13.6
02. Less than 1 per day	14.3	17.5	11.7	14.5	10.9	12.3	15.4	11.7	20.9	15.8	8.9	13.9	14.7	16.0	13.9	13.1
03. 1 to 2	8.4	7.3	9.1	9.3	4.1	10.8	7.7	7.8	8.2	8.1	8.2	5.6	9.4	8.3	9.5	15.3
04. 3 to 7	13.6	13.6	13.1	13.0	17.8	14.9	15.9	12.4	11.9	13.0	14.7	4.2	15.2	9.3	21.5	18.1
05. 8 to 12	5.5	4.5	6.1	6.9	-	5.5	7.4	6.3	1.1	4.7	8.5	2.1	6.1	4.1	9.2	8.1
06. 13 to 17	3.3	3.3	3.0	4.0	0.6	1.6	2.5	6.2	-	2.2	7.4	1.9	2.5	5.6	4.4	7.9
07. 18 to 22	2.1	2.5	1.8	2.4	4.2	2.4	2.6	1.9	1.3	1.8	3.9	1.2	2.0	-	3.0	7.7
08. 23 to 27	0.6	0.9	0.2	0.6	0.5	-	1.3	0.4	0.5	0.5	0.2	-	0.7	-	1.1	-
09. 28 to 32	0.2	0.2	-	-	-	-	0.3	0.2	-	-	0.8	-	-	-	-	2.3
10. 33 to 37	1.0	0.9	1.0	1.1	1.6	1.0	0.5	1.8	-	0.4	2.0	0.3	0.7	1.1	1.7	2.1
11. 38 or more	1.8	1.4	2.0	1.4	1.6	3.5	1.0	1.6	1.3	1.6	2.4	0.9	0.6	1.1	1.7	11.9
<i>Item 781 Subject A01d</i>	<i>N†</i> 1113	487	540	714	95	220	271	429	193	783	208	253	362	132	279	33
B004A: Have you ever tried to stop smoking and found that you could not?																
1. Yes	14.3	11.2	15.9	14.9	11.7	14.0	17.3	13.9	11.5	11.1	24.8	9.3	15.0	10.1	17.9	28.7
2. No	85.7	88.8	84.1	85.1	88.3	86.0	82.7	86.1	88.5	88.9	75.2	90.7	85.0	89.9	82.1	71.3
<i>Item 1690 Subject A01i</i>	<i>N†</i> 1084	474	528	698	93	216	257	423	188	772	200	237	354	132	279	33
B004B: How many times (if any) have you tried to stop smoking?																
1. None	66.5	65.5	68.2	65.4	67.3	66.1	61.8	68.0	69.8	69.0	58.5	77.2	65.8	70.1	58.7	46.5
2. Once	16.5	18.9	14.9	17.1	16.2	14.6	17.4	16.6	17.3	17.2	13.8	11.3	19.5	17.3	17.5	16.1
3. Twice	10.3	9.3	10.3	10.6	14.2	10.1	11.4	10.5	8.8	8.9	15.0	7.6	9.8	7.9	12.5	26.9
4. 3 to 5 times	5.0	4.3	5.4	5.5	0.6	6.7	7.2	4.2	2.0	3.7	9.9	2.2	3.7	4.3	9.6	5.0
5. 6 to 9 times	0.7	1.2	0.3	0.7	0.8	0.4	1.7	0.2	0.7	0.5	1.0	0.3	0.7	-	0.7	1.1
6. 10 or more times	1.0	0.8	0.9	0.7	0.9	2.1	0.6	0.5	1.3	0.7	1.8	1.3	0.5	0.5	0.9	4.4
<i>Item 1691 Subject A01i</i>	<i>N†</i> 1075	469	525	693	93	215	259	418	182	762	201	238	348	129	277	33
B004C: Do you want to stop smoking now?																
1. Yes	11.9	10.5	12.3	12.0	15.2	14.8	14.2	11.1	7.0	10.1	15.8	3.6	13.7	14.4	14.8	9.7
2. No	26.5	26.6	24.8	27.4	16.3	30.7	24.3	27.9	21.6	23.8	32.6	14.7	24.8	23.3	38.4	50.8
8. Don't smoke now	61.6	62.9	62.8	60.6	68.5	54.5	61.5	61.0	71.4	66.0	51.6	81.6	61.5	62.2	46.8	39.5
<i>Item 1700 Subject A01i</i>	<i>N†</i> 1097	478	536	708	93	219	268	423	187	776	207	245	357	132	279	33

†=excludes respondents for whom question was inappropriate.

QUESTIONNAIRE FORM 1 2007	TOTAL	SEX		RACE		REGION				COLLEGE PLANS?		ILLICIT DRUG USE: LIFETIME					
		M	F	White	Black	NE	NC	S	W	Yes	No	None	Mari- juana Only	Few Pills	More Pills	Any Her- oin	
<i>N (Weighted No. of Cases):</i>	2541	1093	1251	1498	287	489	545	965	542	1879	397	1263	551	201	357	38	
<i>% of Weighted Total:</i>	100.0	43.0	49.3	59.0	11.3	19.2	21.4	38.0	21.3	74.0	15.6	49.7	21.7	7.9	14.0	1.5	
B005: What brand of cigarettes do you usually smoke? (Brands are in alphabetical order. Mark only one)																	
01. Basic	0.9	1.1	0.5	0.7	-	0.9	2.1	0.2	0.5	1.0	0.4	1.7	0.3	-	1.4	-	
02. Benson & Hedges	0.2	0.5	-	0.2	-	-	-	0.4	0.4	0.3	-	-	0.5	-	0.3	-	
03. Black & Whites	1.0	0.2	1.8	-	6.2	1.7	0.5	0.4	2.0	1.1	0.9	0.7	1.5	-	1.0	-	
04. Cambridge	0.1	0.3	-	0.2	-	-	-	-	0.8	0.2	-	-	0.4	-	-	-	
05. Camel	13.7	16.5	11.6	17.6	-	8.4	21.6	11.9	12.5	13.6	17.1	9.0	11.0	15.3	19.8	18.2	
06. Capri	0.2	-	0.5	0.2	-	-	-	0.6	-	0.3	-	-	0.3	-	0.5	-	
07. Carlton	0.1	0.2	-	0.1	-	-	0.3	-	-	-	-	-	0.3	-	-	-	
08. Doral	0.2	-	0.4	0.3	-	-	-	0.6	-	0.3	-	-	-	1.6	-	-	
09. GPC	0.2	0.4	-	0.2	-	-	0.6	-	-	-	0.8	-	0.5	-	-	-	
10. Kent	0.2	0.4	-	-	2.2	0.8	-	-	-	-	0.9	-	-	-	-	-	
11. Kool	1.4	1.2	1.4	1.2	-	-	2.7	1.0	1.9	1.5	0.9	1.4	1.0	2.0	1.0	1.2	
12. Marlboro	34.8	29.8	37.9	38.8	6.4	32.4	32.4	38.2	33.5	30.9	43.7	36.0	31.1	28.2	43.0	25.5	
13. Merit	-	-	-	-	-	-	-	-	-	-	-	-	-	-	-	-	
14. Misty	-	-	-	-	-	-	-	-	-	-	-	-	-	-	-	-	
15. Monarch	-	-	-	-	-	-	-	-	-	-	-	-	-	-	-	-	
16. More	-	-	-	-	-	-	-	-	-	-	-	-	-	-	-	-	
17. Newport	12.9	10.5	14.3	6.3	53.4	22.5	10.6	14.2	1.9	11.7	15.3	4.4	19.8	11.0	9.6	15.9	
18. Pall Mall	0.1	0.2	-	0.1	-	-	-	0.2	-	0.1	-	-	0.3	-	-	-	
19. Parliament	1.6	0.8	2.0	2.1	-	4.7	2.0	0.3	-	2.0	-	-	1.8	4.2	1.7	-	
20. Salem	0.4	0.3	0.3	0.1	0.8	0.3	0.3	0.7	-	0.4	-	0.7	-	1.3	0.3	-	
21. Vantage	-	-	-	-	-	-	-	-	-	-	-	-	-	-	-	-	
22. Virginia Slims	0.3	0.3	0.4	0.4	0.9	0.6	-	0.6	-	0.5	-	-	0.2	0.9	-	4.5	
23. Winston	0.2	0.5	-	0.3	-	0.3	0.2	0.2	-	0.3	-	0.4	-	0.4	0.2	-	
24. Other	5.4	6.6	3.9	5.1	2.9	5.6	3.0	6.6	6.0	5.8	3.0	9.4	4.8	6.2	3.0	-	
25. No usual brand	26.1	30.3	24.9	25.8	27.2	21.7	23.5	23.7	40.4	30.0	16.9	36.1	26.3	28.8	18.2	34.6	
<i>Item 30065 Subject A011</i>	<i>N†</i>	<i>904</i>	<i>395</i>	<i>444</i>	<i>595</i>	<i>68</i>	<i>186</i>	<i>228</i>	<i>337</i>	<i>152</i>	<i>644</i>	<i>167</i>	<i>186</i>	<i>301</i>	<i>117</i>	<i>238</i>	<i>30</i>
B006: Do you think you will be smoking cigarettes five years from now?																	
1. I definitely will	1.2	1.2	0.8	1.1	0.2	1.0	1.4	1.6	0.2	0.7	2.8	0.5	1.1	-	2.1	12.9	
2. I probably will	9.1	7.9	9.1	9.2	3.6	10.7	10.3	8.7	7.2	7.1	16.1	3.4	13.9	11.0	19.3	24.1	
3. I probably will not	19.8	22.8	16.7	20.0	13.6	21.8	19.0	20.4	17.9	18.8	20.4	12.1	25.4	25.2	34.5	36.5	
4. I definitely will not	69.9	68.1	73.4	69.7	82.6	66.5	69.2	69.3	74.8	73.4	60.7	84.1	59.6	63.8	44.1	26.5	
<i>Item 1710 Subject A04a</i>	<i>N</i>	<i>2491</i>	<i>1081</i>	<i>1242</i>	<i>1491</i>	<i>278</i>	<i>474</i>	<i>536</i>	<i>950</i>	<i>531</i>	<i>1863</i>	<i>393</i>	<i>1255</i>	<i>548</i>	<i>201</i>	<i>352</i>	<i>38</i>
The different questionnaire forms used in this study tend to emphasize somewhat different topics. The next major section in this form deals with alcohol and various other drugs. There is a lot of talk these days about these subjects, but very little accurate information. Therefore, we still have a lot to learn about the actual experiences and attitudes of people your age.																	
We hope that you can answer all questions; but if you find one which you feel you cannot answer honestly, we would prefer that you leave it blank.																	
Remember that your answers will be strictly confidential. We never connect them with your name or your class.																	
The next questions are about ALCOHOLIC BEVERAGES, including beer, wine, liquor, and any other beverage that contains alcohol.																	
B007: On how many occasions (if any) have you had any alcoholic beverage to drink—more than just a few sips . . .																	

†=excludes respondents for whom question was inappropriate.

MONITORING THE FUTURE

QUESTIONNAIRE FORM 1 2007	TOTAL	SEX		RACE		REGION				COLLEGE PLANS?		ILLICIT DRUG USE: LIFETIME				
		M	F	White	Black	NE	NC	S	W	Yes	No	None	Mari- juana Only	Few Pills	More Pills	Any Her- oin
<i>N (Weighted No. of Cases):</i>	2541	1093	1251	1498	287	489	545	965	542	1879	397	1263	551	201	357	38
<i>% of Weighted Total:</i>	100.0	43.0	49.3	59.0	11.3	19.2	21.4	38.0	21.3	74.0	15.6	49.7	21.7	7.9	14.0	1.5
B007A: . . . in your lifetime?																
1. 0 occasions	21.7	22.6	22.1	20.9	30.6	14.8	19.4	21.3	30.8	23.4	16.8	38.3	2.2	3.7	4.6	-
2. 1-2	11.9	11.6	12.3	10.5	14.9	13.4	10.0	13.1	10.3	12.1	13.4	17.2	6.4	12.0	2.8	-
3. 3-5	12.4	11.2	13.7	10.8	15.0	9.6	11.1	13.2	14.6	12.6	10.1	15.7	10.3	11.7	5.1	3.5
4. 6-9	10.8	9.6	11.1	10.0	10.9	14.5	9.4	11.0	8.3	10.4	11.9	9.0	17.0	10.3	8.0	10.3
5. 10-19	12.0	9.8	13.7	12.8	10.6	13.7	14.8	11.4	8.8	12.4	9.9	9.0	19.2	15.2	11.4	2.9
6. 20-39	9.9	9.8	10.0	11.0	7.1	11.7	9.3	9.2	10.1	9.5	12.7	4.5	15.2	17.6	15.5	12.6
7. 40 or more	21.4	25.5	17.0	24.0	10.9	22.4	25.9	20.6	17.3	19.7	25.2	6.4	29.7	29.4	52.5	70.7
<i>Item 810 Subject A01a</i>	<i>N</i> 2413	1050	1210	1465	265	459	526	910	518	1815	375	1235	521	194	349	38
B007B: . . . during the last 12 months?																
1. 0 occasions	29.9	31.4	30.1	26.6	39.3	22.3	26.8	30.4	38.7	30.9	27.8	48.8	8.7	13.7	7.6	5.1
2. 1-2	19.0	15.8	21.4	17.1	24.7	23.8	16.7	19.7	15.9	19.7	18.8	23.2	18.3	18.8	6.3	6.2
3. 3-5	14.8	14.2	15.4	14.7	15.9	15.1	14.1	15.8	13.3	14.5	14.9	13.6	17.7	16.1	15.3	6.3
4. 6-9	9.7	9.2	10.0	10.6	7.6	10.2	11.3	8.7	9.4	9.4	10.4	5.7	17.9	9.5	11.9	17.6
5. 10-19	10.9	10.6	10.7	12.7	6.2	11.3	14.1	9.1	10.4	11.3	9.3	4.9	15.1	17.2	19.9	16.1
6. 20-39	6.7	8.1	5.2	7.3	2.9	6.7	7.1	6.6	6.2	6.1	6.9	1.9	8.9	11.8	16.9	7.1
7. 40 or more	9.1	10.6	7.2	11.0	3.4	10.6	9.8	9.6	6.0	8.0	12.0	1.8	13.4	12.8	22.2	41.6
<i>Item 820 Subject A01b</i>	<i>N</i> 2418	1053	1213	1467	266	458	526	907	526	1821	374	1235	526	197	347	37
B007C: . . . during the last 30 days?																
1. 0 occasions	55.5	54.4	57.7	50.5	71.2	48.2	53.5	56.8	61.5	56.1	57.0	75.8	37.8	37.7	24.1	22.0
2. 1-2	20.6	18.6	22.4	22.4	14.7	24.5	21.4	19.3	18.9	21.7	16.3	15.9	27.8	27.4	24.2	19.2
3. 3-5	10.4	11.7	9.1	12.2	7.7	12.1	10.7	10.0	9.5	10.2	10.3	5.0	16.6	14.3	19.0	4.3
4. 6-9	6.3	7.2	5.5	7.2	3.6	6.5	6.6	6.8	5.2	6.3	6.0	1.7	8.3	12.7	16.5	11.9
5. 10-19	3.8	3.9	2.9	3.7	2.2	4.6	4.3	4.1	1.9	3.0	5.1	0.9	5.1	5.7	7.7	15.2
6. 20-39	1.6	2.0	1.2	1.7	0.5	1.4	1.9	1.0	2.4	1.2	2.8	0.3	2.0	1.0	4.7	9.1
7. 40 or more	1.7	2.3	1.2	2.3	0.1	2.6	1.5	2.0	0.6	1.5	2.5	0.4	2.4	1.1	3.8	18.4
<i>Item 830 Subject A01c</i>	<i>N</i> 2417	1050	1216	1470	267	458	524	912	524	1820	375	1236	528	194	349	37
IF YOU HAVE NOT HAD ANY BEER, WINE, LIQUOR, OR OTHER ALCOHOLIC BEVERAGE IN THE LAST TWELVE MONTHS, GO TO Q.B016.																
B008: When you used alcohol during the last year, how often did you use it in each of the following situations?																
B008A: When you were alone																
1. Not at all	76.9	70.6	83.5	79.0	70.0	77.8	76.0	74.2	82.1	79.8	71.7	83.2	77.6	80.1	66.6	50.6
2. A few of the times	16.7	21.0	12.6	15.6	22.3	15.7	17.9	18.1	13.4	15.2	19.3	11.5	18.3	14.7	23.9	27.8
3. Some of the times	3.9	5.0	2.4	3.2	3.2	3.7	3.5	5.2	2.1	3.2	5.2	3.3	1.2	3.1	6.9	17.0
4. Most of the times	1.4	1.6	1.2	1.1	4.5	1.9	2.1	1.1	0.6	0.9	2.0	0.9	2.4	0.5	1.0	2.1
5. Every time	1.2	1.8	0.3	1.1	-	0.9	0.5	1.4	1.9	0.9	1.8	1.2	0.6	1.7	1.6	2.4
<i>Item 1720 Subject A05a</i>	<i>N†</i> 1680	711	843	1067	158	354	374	634	318	1243	272	618	481	166	322	36
B008B: With just 1 or 2 other people																
1. Not at all	23.7	22.0	24.6	21.7	29.2	25.0	21.3	23.0	26.3	25.8	17.8	32.8	22.9	19.8	11.6	4.5
2. A few of the times	37.6	35.9	40.4	37.5	37.0	35.0	38.0	39.9	35.6	38.9	32.0	36.2	41.3	39.3	34.4	33.9
3. Some of the times	19.0	23.1	15.4	20.5	17.8	22.5	18.2	17.3	19.4	17.0	23.5	12.1	18.7	20.6	30.4	28.7
4. Most of the times	12.3	12.9	11.7	12.6	9.7	10.8	15.4	12.0	10.7	11.3	17.1	10.2	10.8	10.2	17.4	30.7
5. Every time	7.4	6.1	8.0	7.7	6.3	6.6	7.1	7.9	7.9	6.9	9.6	8.7	6.2	10.1	6.2	2.1
<i>Item 1730 Subject A05b</i>	<i>N†</i> 1677	708	842	1064	158	352	374	633	318	1241	271	616	478	168	322	36
B008C: At a party																
1. Not at all	18.3	18.3	19.1	18.1	26.8	17.7	17.9	19.4	17.3	19.0	19.0	29.4	13.6	16.8	6.4	8.3
2. A few of the times	16.8	14.8	18.3	14.4	30.3	17.9	17.3	17.0	14.4	17.3	15.6	20.2	14.3	14.8	16.4	8.5
3. Some of the times	14.2	17.4	12.3	15.2	12.8	10.6	16.6	14.8	14.2	13.8	16.2	15.5	13.1	13.5	13.9	26.8
4. Most of the times	29.0	27.9	30.2	31.6	13.7	29.7	32.0	25.8	31.2	29.9	24.3	21.0	33.4	34.1	37.7	11.8
5. Every time	21.7	21.6	20.0	20.7	16.5	24.1	16.2	23.0	22.9	20.0	24.9	14.0	25.6	20.8	25.6	44.6
<i>Item 1740 Subject A05c</i>	<i>N†</i> 1676	710	839	1064	158	353	372	633	318	1240	272	618	479	168	318	36

†=excludes respondents for whom question was inappropriate.

DESCRIPTIVE RESULTS: 2007

55

QUESTIONNAIRE FORM 1 2007	TOTAL	SEX		RACE		REGION				COLLEGE PLANS?		ILLICIT DRUG USE: LIFETIME				
		M	F	White	Black	NE	NC	S	W	Yes	No	None	Mari- juana Only	Few Pills	More Pills	Any Her- oin
<i>N (Weighted No. of Cases):</i>	2541	1093	1251	1498	287	489	545	965	542	1879	397	1263	551	201	357	38
<i>% of Weighted Total:</i>	100.0	43.0	49.3	59.0	11.3	19.2	21.4	38.0	21.3	74.0	15.6	49.7	21.7	7.9	14.0	1.5
B008D: When your date or spouse was present																
1. Not at all	49.6	53.5	47.4	46.0	64.6	50.8	46.6	49.7	51.6	51.9	45.6	62.8	48.6	41.7	35.1	21.1
2. A few of the times	21.8	23.3	20.9	23.3	18.7	22.7	20.9	22.9	19.5	22.4	16.6	17.5	24.1	29.0	24.0	13.4
3. Some of the times	13.2	14.6	11.8	14.1	7.1	10.5	16.4	11.8	15.0	11.9	17.0	9.7	9.5	15.9	19.6	34.3
4. Most of the times	9.0	4.9	11.7	9.9	6.2	10.0	9.5	7.8	9.6	9.3	7.3	5.5	11.4	4.7	13.2	15.8
5. Every time	6.5	3.7	8.2	6.8	3.4	6.0	6.6	7.7	4.3	4.6	13.4	4.6	6.4	8.7	8.1	15.4
<i>Item 1750 Subject A05b</i>	<i>N†</i> 1664	703	833	1057	157	351	369	633	311	1229	270	610	474	167	320	36
B008E: When people over age 30 were present																
1. Not at all	42.7	43.4	43.3	42.3	50.2	40.7	40.7	44.1	44.6	44.6	40.8	48.6	44.0	43.4	33.4	25.4
2. A few of the times	28.7	29.4	27.5	28.4	25.1	31.8	28.8	26.7	29.4	28.1	29.4	24.8	27.2	31.0	36.2	27.9
3. Some of the times	13.4	14.5	12.4	14.6	11.6	14.1	15.8	11.5	13.6	12.6	13.1	8.8	15.0	11.2	19.8	25.3
4. Most of the times	7.8	6.5	9.0	7.1	4.8	6.2	7.2	9.7	6.6	7.2	10.2	6.3	9.6	7.0	8.0	11.2
5. Every time	7.3	6.3	7.7	7.6	8.3	7.3	7.5	8.0	5.9	7.5	6.6	11.4	4.2	7.4	2.6	10.3
<i>Item 1760 Subject A05b</i>	<i>N†</i> 1671	705	841	1067	155	352	373	630	315	1239	270	614	479	168	319	36
B008F: During the daytime (before 4:00 p.m.)																
1. Not at all	70.9	67.1	76.1	69.5	82.9	71.4	70.2	71.8	69.5	72.8	69.5	82.9	74.9	59.3	55.4	27.8
2. A few of the times	19.5	21.5	17.1	21.5	12.9	20.2	21.4	17.6	20.7	19.1	19.1	10.9	20.3	28.2	28.6	31.6
3. Some of the times	6.4	7.2	5.2	6.3	3.2	4.4	5.9	7.1	8.0	5.8	6.5	3.7	3.4	8.2	11.3	28.3
4. Most of the times	1.5	2.1	1.0	1.5	0.6	1.4	1.6	1.8	1.2	1.1	3.4	1.4	0.5	1.6	2.9	6.8
5. Every time	1.5	2.2	0.5	1.3	0.5	2.6	0.9	1.8	0.7	1.2	1.5	1.1	0.8	2.7	1.9	5.4
<i>Item 1770 Subject A05c</i>	<i>N†</i> 1674	705	842	1066	156	349	373	633	318	1238	272	616	477	168	322	36
B008G: At your home (or apartment or dorm)																
1. Not at all	41.8	38.0	44.8	41.0	45.5	41.3	46.2	41.1	38.7	43.7	38.9	50.8	42.7	45.1	28.0	14.5
2. A few of the times	29.4	30.2	28.5	30.4	26.1	32.0	25.4	28.4	33.1	30.0	24.3	26.2	30.0	25.8	34.7	30.2
3. Some of the times	14.5	17.5	12.1	14.2	15.9	12.7	15.1	16.2	12.3	12.3	19.1	7.7	16.2	16.8	20.4	41.4
4. Most of the times	7.7	7.8	8.0	7.4	6.8	8.0	7.3	7.2	9.0	7.7	8.0	6.0	6.7	5.1	13.0	11.5
5. Every time	6.6	6.5	6.6	7.0	5.7	6.0	5.9	7.2	7.0	6.3	9.7	9.3	4.4	7.1	3.9	2.4
<i>Item 1780 Subject A05c</i>	<i>N†</i> 1680	710	842	1068	156	354	374	634	318	1244	271	620	479	168	321	36
B008H: At school																
1. Not at all	90.9	89.6	93.7	91.7	93.5	90.1	92.4	92.6	86.7	92.2	88.3	96.4	91.6	87.2	83.8	73.1
2. A few of the times	6.4	8.1	4.6	6.8	3.7	6.9	6.3	4.9	8.9	5.7	8.4	3.3	5.7	9.5	12.2	11.2
3. Some of the times	1.2	1.0	1.1	0.9	0.9	1.1	0.1	0.7	3.5	1.3	0.7	0.1	1.1	2.5	1.9	10.7
4. Most of the times	0.8	0.6	0.2	0.4	1.1	0.9	0.5	1.0	0.5	0.5	0.8	-	1.0	-	0.9	2.6
5. Every time	0.7	0.7	0.4	0.3	0.9	1.0	0.7	0.7	0.4	0.3	1.9	0.2	0.6	0.9	1.2	2.4
<i>Item 1790 Subject A05c</i>	<i>N†</i> 1678	710	841	1067	156	352	374	635	318	1243	272	620	479	167	319	36
B008I: In a car																
1. Not at all	73.8	71.4	77.3	73.8	78.7	72.9	73.6	73.1	76.7	76.0	69.9	87.0	71.6	68.0	59.3	45.1
2. A few of the times	15.5	15.7	15.5	16.1	13.9	15.8	15.8	16.5	12.8	15.2	15.7	9.0	17.9	18.1	23.6	15.2
3. Some of the times	7.2	9.1	5.1	7.4	4.0	8.1	7.7	6.7	6.8	5.9	9.7	2.2	7.8	11.9	11.3	26.4
4. Most of the times	2.5	3.4	1.5	2.2	3.4	2.3	2.0	2.6	3.4	2.6	3.5	1.2	2.3	1.4	4.6	10.9
5. Every time	0.9	0.4	0.6	0.5	-	0.8	0.9	1.2	0.4	0.3	1.2	0.6	0.3	0.5	1.2	2.4
<i>Item 1810 Subject A05c</i>	<i>N†</i> 1675	710	840	1068	156	352	374	631	318	1243	272	619	478	168	320	36
B008J: At a park or beach																
1. Not at all	68.4	62.9	73.5	66.9	79.7	65.7	71.8	69.0	65.8	69.5	66.1	81.6	65.7	64.5	53.3	36.6
2. A few of the times	15.9	17.8	14.3	17.8	10.2	19.1	17.8	13.0	16.2	15.7	16.3	9.7	18.4	14.1	25.9	17.9
3. Some of the times	10.2	12.5	8.1	10.4	6.0	9.4	7.6	10.8	13.0	10.2	9.6	6.0	11.2	15.6	10.5	29.6
4. Most of the times	3.8	4.5	3.3	3.3	3.8	3.5	2.4	4.5	4.4	3.3	5.6	2.1	3.4	2.9	7.4	9.6
5. Every time	1.7	2.4	0.8	1.5	0.4	2.2	0.4	2.6	0.7	1.3	2.5	0.6	1.4	2.9	2.9	6.2
<i>Item 30910 Subject A05c</i>	<i>N†</i> 1675	709	842	1068	156	352	374	632	317	1243	272	620	479	168	319	36
B008K: At a bar or restaurant																
1. Not at all	74.3	77.1	74.3	75.8	77.8	67.7	77.8	72.9	80.5	75.9	73.8	81.7	75.1	69.1	65.2	50.6
2. A few of the times	13.9	12.9	13.9	13.0	12.4	18.4	12.1	14.3	10.3	13.3	12.4	10.7	13.3	16.9	18.2	18.8
3. Some of the times	6.8	6.3	6.6	7.0	3.5	8.3	6.8	6.6	5.7	6.6	7.3	4.4	5.8	8.6	12.2	10.9
4. Most of the times	3.3	2.4	3.6	3.4	0.9	3.8	2.6	4.0	2.2	2.9	4.6	1.9	4.1	4.6	2.6	15.8
5. Every time	1.6	1.3	1.5	0.8	5.4	1.8	0.7	2.3	1.2	1.3	2.0	1.3	1.8	0.8	1.8	3.8
<i>Item 30920 Subject A05c</i>	<i>N†</i> 1676	709	842	1068	156	352	374	632	317	1243	272	620	479	168	319	36

†=excludes respondents for whom question was inappropriate.

QUESTIONNAIRE FORM 1 2007	TOTAL	SEX		RACE		REGION				COLLEGE PLANS?		ILLCIT DRUG USE: LIFETIME					
		M	F	White	Black	NE	NC	S	W	Yes	No	None	Mari- juana Only	Few Pills	More Pills	Any Her- oin	
<i>N (Weighted No. of Cases):</i>	2541	1093	1251	1498	287	489	545	965	542	1879	397	1263	551	201	357	38	
<i>% of Weighted Total:</i>	100.0	43.0	49.3	59.0	11.3	19.2	21.4	38.0	21.3	74.0	15.6	49.7	21.7	7.9	14.0	1.5	
B009: What have been the most important reasons for your drinking alcoholic beverages? (Mark all that apply.)																	
A. To experiment—to see what it's like	51.3	49.0	51.7	49.2	66.3	50.6	56.3	49.2	50.7	52.6	45.9	62.0	50.7	40.2	40.8	32.3	
B. To relax or relieve tension	41.1	44.1	38.2	43.3	28.0	44.3	40.9	40.9	37.9	40.8	41.0	32.3	40.6	49.6	51.8	65.2	
C. To feel good or get high	34.6	38.4	31.4	39.3	17.4	35.3	35.4	32.0	38.1	35.1	31.3	15.1	37.5	42.3	58.5	61.3	
D. To seek deeper insights and understanding	6.0	10.3	2.2	6.0	1.4	5.5	4.0	6.7	7.6	6.6	2.8	3.5	5.9	7.8	9.1	16.6	
E. To have a good time with my friends	73.6	73.0	74.4	76.7	59.8	71.3	76.7	71.4	77.1	74.0	70.9	63.5	80.3	79.5	80.4	80.8	
F. To fit in with a group I like	6.3	8.1	4.5	6.6	8.9	7.4	8.3	5.1	5.0	7.0	4.3	7.1	6.4	5.8	4.8	4.5	
G. To get away from my problems or troubles	22.2	21.3	22.6	23.7	11.3	18.8	20.3	24.4	23.6	21.3	24.3	14.1	18.5	25.4	35.2	58.1	
H. Because of boredom, nothing else to do	22.0	24.0	19.7	23.3	18.5	23.8	24.2	17.9	25.6	22.1	20.4	13.1	21.1	22.7	37.4	38.1	
I. Because of anger or frustration	14.8	13.3	15.7	15.5	8.5	13.4	13.1	15.4	17.1	13.7	17.8	9.7	15.1	14.3	22.6	22.8	
J. To get through the day	3.4	3.6	2.1	2.8	2.3	3.7	3.0	3.0	4.1	2.7	4.7	1.4	2.7	2.7	5.7	17.3	
K. To increase the effects of some other drug(s)	5.9	7.1	3.9	6.1	1.8	5.6	5.0	6.0	6.9	5.2	5.8	0.1	3.4	3.4	17.4	36.0	
L. To decrease (offset) the effects of some other drug(s)	1.3	1.0	1.2	1.0	-	1.0	1.1	0.9	2.3	1.4	0.2	-	0.7	0.5	3.6	14.0	
M. To get to sleep	6.4	5.6	5.7	5.4	5.7	5.3	6.4	6.4	7.3	4.8	10.4	3.0	6.4	4.7	9.3	24.6	
N. Because it tastes good	37.6	37.2	38.8	38.5	33.6	39.7	42.9	37.5	29.1	37.1	37.7	35.3	39.0	37.8	42.0	31.1	
O. Because I am "hooked"—I feel I have to drink	1.3	1.5	0.8	1.1	1.6	0.8	1.0	1.4	1.8	1.0	1.9	0.5	1.7	-	1.2	9.4	
<i>Item 1820-1960 Subject A06a</i>	<i>N†</i>	1632	694	822	1051	148	343	363	616	311	1211	268	589	473	168	320	36
B010: When you drink alcoholic beverages, how high do you usually get?																	
1. Not at all high	28.0	27.4	28.9	23.9	47.9	28.2	24.9	32.0	23.6	28.9	24.6	46.4	19.2	20.2	11.1	3.9	
2. A little high	26.9	24.9	28.8	25.5	27.8	25.1	28.4	25.6	29.7	26.9	28.0	29.6	29.8	25.4	21.4	11.9	
3. Moderately high	33.9	33.4	34.0	38.4	15.3	34.2	35.4	32.0	35.6	33.5	33.8	20.4	35.6	42.6	51.7	58.1	
4. Very high	11.2	14.3	8.3	12.2	9.0	12.5	11.3	10.4	11.1	10.6	13.6	3.6	15.4	11.9	15.8	26.2	
<i>Item 1970 Subject A01e</i>	<i>N†</i>	1676	709	842	1067	157	352	373	634	316	1242	272	617	479	167	321	36
B011: When you drink alcoholic beverages, how long do you usually stay high?																	
1. Usually don't get high	30.2	29.1	31.3	25.8	50.4	30.6	26.5	34.4	25.5	30.7	27.9	49.0	22.5	21.6	11.8	8.8	
2. One to two hours	28.9	27.9	29.0	28.7	20.6	25.3	28.0	29.8	32.2	29.7	25.2	30.1	29.8	28.2	26.8	12.8	
3. Three to six hours	34.3	36.1	33.7	38.0	23.4	36.5	36.9	30.4	36.6	33.5	38.3	18.1	39.9	42.9	51.8	63.2	
4. Seven to 24 hours	5.8	6.1	5.8	7.0	5.6	6.5	7.9	4.5	5.2	5.5	8.2	2.3	7.1	6.7	9.2	12.8	
5. More than 24 hours	0.8	0.9	0.3	0.5	-	1.1	0.7	0.9	0.5	0.6	0.4	0.6	0.6	0.6	0.5	2.4	
<i>Item 1980 Subject A01f</i>	<i>N†</i>	1664	705	835	1059	156	350	372	627	315	1235	268	615	476	166	317	36
The following questions ask about how much you have to drink on the occasions when you drink alcoholic beverages. For these questions, a "drink" means any of the following: a 12-ounce can (or bottle) of beer, a 4-ounce glass of wine, a 12-ounce bottle (or can) of wine cooler, a mixed drink, shot glass of liquor, or the equivalent.																	
B012: Think back over the LAST TWO WEEKS. How many times have you had four or more drinks in a row?																	
1. None	61.6	54.6	68.3	56.2	78.8	59.2	60.4	62.2	64.3	63.3	58.4	80.0	60.9	47.1	37.8	34.1	
2. Once	13.2	14.8	11.9	15.1	7.1	13.9	16.1	11.7	12.0	14.0	10.1	10.5	14.5	17.6	16.5	9.1	
3. Twice	10.8	13.1	9.4	12.9	7.0	10.5	7.1	13.2	10.9	10.0	13.5	6.3	12.1	14.2	16.6	5.2	
4. 3 to 5 times	10.2	12.5	7.2	11.4	4.4	10.4	10.7	9.2	11.3	9.2	12.2	1.4	9.3	17.8	21.6	31.7	
5. 6 to 9 times	2.9	3.0	2.6	2.9	2.7	3.8	4.7	2.1	1.5	2.6	4.0	1.7	2.2	2.4	5.1	8.8	
6. 10 or more times	1.3	1.9	0.6	1.5	-	2.2	1.0	1.5	-	1.0	1.7	0.2	1.1	1.0	2.5	11.1	
<i>Item 845 Subject A01d</i>	<i>N†</i>	1650	695	833	1052	155	344	371	620	314	1237	262	613	471	164	314	35

†=excludes respondents for whom question was inappropriate.

DESCRIPTIVE RESULTS: 2007

57

QUESTIONNAIRE FORM 1 2007	TOTAL	SEX		RACE		REGION				COLLEGE PLANS?		ILLICIT DRUG USE: LIFETIME				
		M	F	White	Black	NE	NC	S	W	Yes	No	None	Mari- juana Only	Few Pills	More Pills	Any Her- oin
<i>N (Weighted No. of Cases):</i>	2541	1093	1251	1498	287	489	545	965	542	1879	397	1263	551	201	357	38
<i>% of Weighted Total:</i>	100.0	43.0	49.3	59.0	11.3	19.2	21.4	38.0	21.3	74.0	15.6	49.7	21.7	7.9	14.0	1.5
B013: During the last two weeks, how many times have you had five or more drinks in a row?																
1. None	70.1	63.3	76.6	65.2	88.7	67.7	69.1	70.7	72.7	71.8	67.5	85.2	70.0	61.9	50.4	37.8
2. Once	11.8	13.2	10.7	13.6	5.9	11.2	12.7	11.0	12.6	11.3	12.5	8.9	14.6	12.5	13.0	7.4
3. Twice	7.9	10.4	5.8	9.5	2.2	8.5	5.1	9.3	7.9	7.7	8.6	3.5	6.6	11.7	16.0	19.0
4. 3 to 5 times	7.5	9.4	5.6	8.8	1.2	9.4	9.1	6.2	6.1	7.0	8.3	2.3	6.0	12.6	15.5	20.0
5. 6 to 9 times	1.4	1.8	1.1	1.6	2.0	1.0	3.1	1.0	0.6	1.4	1.5	-	1.9	0.4	2.8	9.0
6. 10 or more times	1.3	1.8	0.3	1.4	-	2.1	0.9	1.8	-	0.8	1.5	0.2	0.9	1.0	2.3	6.8
<i>Item 850 Subject A01d</i>	<i>N†</i> 1662	<i>702</i>	<i>841</i>	<i>1059</i>	<i>158</i>	<i>353</i>	<i>372</i>	<i>622</i>	<i>314</i>	<i>1241</i>	<i>268</i>	<i>618</i>	<i>479</i>	<i>167</i>	<i>314</i>	<i>34</i>
B014A: During the last two weeks, how many times (if any) have you had 10 or more drinks in a row?																
1. None	84.1	77.0	91.1	80.9	97.0	82.0	83.3	84.1	87.7	86.0	80.1	94.4	84.6	80.9	71.6	42.0
2. Once	7.8	11.7	4.5	9.6	-	8.2	5.6	9.0	7.6	7.3	8.6	3.8	8.2	9.7	12.7	17.1
3. Twice	3.6	5.1	1.8	4.4	-	5.0	4.8	2.7	2.4	2.9	5.2	1.5	2.1	6.2	7.2	19.2
4. 3 to 5 times	2.9	3.6	2.1	3.4	1.8	2.3	4.4	2.7	2.2	2.7	3.3	0.2	3.6	1.8	5.2	15.1
5. 6 to 9 times	0.4	0.8	0.1	0.4	0.6	0.3	1.1	0.2	0.2	0.4	0.9	-	0.7	0.4	0.7	-
6. 10 or more times	1.1	1.7	0.4	1.3	0.6	2.1	0.8	1.3	-	0.7	1.9	0.2	0.8	1.0	2.6	6.6
<i>Item 853 Subject A01d</i>	<i>N†</i> 1665	<i>704</i>	<i>842</i>	<i>1062</i>	<i>159</i>	<i>351</i>	<i>374</i>	<i>626</i>	<i>314</i>	<i>1244</i>	<i>270</i>	<i>618</i>	<i>479</i>	<i>169</i>	<i>315</i>	<i>35</i>
B014B: During the last two weeks, how many times (if any) have you had 15 or more drinks in a row?																
1. None	91.9	87.9	96.1	91.3	95.9	92.2	90.7	91.2	94.3	93.4	88.4	96.9	92.8	93.9	84.7	56.4
2. Once	3.8	6.0	2.0	4.5	0.9	2.7	3.5	4.6	4.0	3.5	4.2	2.3	3.1	1.9	7.6	17.7
3. Twice	1.8	2.3	1.1	1.5	2.1	2.4	2.4	1.4	1.3	1.4	3.3	0.4	1.3	2.6	3.0	17.2
4. 3 to 5 times	1.1	2.0	0.2	1.1	0.5	0.9	2.4	1.0	0.2	1.0	1.5	0.2	1.9	1.6	1.4	2.2
5. 6 to 9 times	0.8	1.3	0.3	1.0	0.6	0.8	0.6	1.3	0.2	0.3	2.0	0.2	0.8	-	2.0	-
6. 10 or more times	0.5	0.6	0.3	0.5	-	1.0	0.4	0.5	-	0.3	0.6	-	0.1	-	1.3	6.6
<i>Item 855 Subject A01d</i>	<i>N†</i> 1666	<i>710</i>	<i>842</i>	<i>1065</i>	<i>160</i>	<i>354</i>	<i>374</i>	<i>625</i>	<i>313</i>	<i>1247</i>	<i>268</i>	<i>620</i>	<i>481</i>	<i>169</i>	<i>315</i>	<i>35</i>
B015: Have you ever tried to stop using alcoholic beverages and found that you couldn't stop?																
1. Yes	4.0	2.8	4.2	2.5	4.3	3.9	4.7	3.5	4.4	3.1	6.6	2.3	3.7	3.3	4.4	18.5
2. No	96.0	97.2	95.8	97.5	95.7	96.1	95.3	96.5	95.6	96.9	93.4	97.7	96.3	96.7	95.6	81.5
<i>Item 2020 Subject A01i</i>	<i>N†</i> 1662	<i>710</i>	<i>840</i>	<i>1066</i>	<i>158</i>	<i>353</i>	<i>373</i>	<i>627</i>	<i>310</i>	<i>1240</i>	<i>270</i>	<i>614</i>	<i>481</i>	<i>168</i>	<i>318</i>	<i>36</i>
B016: On how many occasions (if any) have you been drunk or very high from drinking alcoholic beverages?																
B016A: . . . in your lifetime?																
1. 0 occasions	45.9	46.2	46.4	41.1	64.6	41.3	41.9	47.2	51.4	47.7	38.8	69.4	19.4	23.8	13.8	2.4
2. 1-2	14.3	11.1	17.1	13.1	16.5	12.0	15.2	15.9	12.8	14.9	14.0	14.6	19.2	17.0	5.4	9.6
3. 3-5	9.8	9.8	9.8	10.0	7.1	12.0	8.7	10.1	8.6	8.6	14.1	6.7	15.8	15.2	10.0	7.9
4. 6-9	6.7	6.8	6.6	7.8	3.4	7.7	7.4	5.4	7.2	6.6	9.3	3.7	12.0	7.9	10.1	4.2
5. 10-19	7.6	6.9	8.2	8.5	3.5	8.7	9.4	6.5	6.8	7.4	8.8	2.8	12.4	10.8	16.0	4.5
6. 20-39	6.4	7.3	5.6	8.1	3.7	5.8	7.2	6.4	6.0	6.5	4.2	1.4	8.5	10.0	19.5	13.0
7. 40 or more	9.4	11.8	6.4	11.4	1.2	12.5	10.4	8.5	7.2	8.4	10.9	1.4	12.7	15.3	25.1	58.5
<i>Item 25020 Subject A01a</i>	<i>N</i> 2263	<i>987</i>	<i>1152</i>	<i>1379</i>	<i>248</i>	<i>433</i>	<i>480</i>	<i>852</i>	<i>498</i>	<i>1733</i>	<i>346</i>	<i>1197</i>	<i>490</i>	<i>182</i>	<i>307</i>	<i>32</i>
B016B: . . . during the last 12 months?																
1. 0 occasions	54.6	54.3	55.9	47.9	75.5	50.5	50.2	57.4	57.7	56.1	50.7	77.7	30.2	36.8	19.5	11.3
2. 1-2	15.7	14.1	16.8	16.9	11.4	14.0	17.2	15.9	15.4	15.0	19.4	12.2	26.7	20.3	10.9	11.4
3. 3-5	9.0	8.5	9.3	9.7	6.5	11.6	8.7	8.3	8.1	8.7	9.6	4.8	12.1	11.6	18.9	8.3
4. 6-9	7.2	7.2	7.4	8.8	2.4	6.9	8.8	5.5	8.6	7.2	8.5	3.1	12.2	7.2	14.4	25.5
5. 10-19	5.9	6.8	5.1	7.0	3.5	6.6	7.1	5.1	5.6	6.2	4.4	0.9	8.3	14.5	14.1	4.5
6. 20-39	3.3	3.5	2.8	4.2	0.3	4.5	3.5	3.0	2.5	3.3	2.4	0.6	4.4	5.3	10.3	13.9
7. 40 or more	4.3	5.7	2.7	5.4	0.5	6.0	4.5	4.7	2.1	3.6	5.0	0.8	6.1	4.4	12.0	25.1
<i>Item 25030 Subject A01b</i>	<i>N</i> 2260	<i>985</i>	<i>1150</i>	<i>1376</i>	<i>248</i>	<i>432</i>	<i>480</i>	<i>851</i>	<i>496</i>	<i>1729</i>	<i>346</i>	<i>1197</i>	<i>488</i>	<i>181</i>	<i>306</i>	<i>33</i>

†=excludes respondents for whom question was inappropriate.

MONITORING THE FUTURE

QUESTIONNAIRE FORM 1 2007	TOTAL	SEX		RACE		REGION				COLLEGE PLANS?		ILLICIT DRUG USE: LIFETIME				
		M	F	White	Black	NE	NC	S	W	Yes	No	None	Mari- juana Only	Few Pills	More Pills	Any Her- oin
<i>N (Weighted No. of Cases):</i>	2541	1093	1251	1498	287	489	545	965	542	1879	397	1263	551	201	357	38
<i>% of Weighted Total:</i>	100.0	43.0	49.3	59.0	11.3	19.2	21.4	38.0	21.3	74.0	15.6	49.7	21.7	7.9	14.0	1.5
B016C: . . . during the last 30 days?																
1. 0 occasions	73.3	70.2	76.7	68.2	87.4	67.8	71.5	75.1	76.9	73.6	74.2	89.6	60.5	61.0	43.1	31.5
2. 1-2	14.1	15.6	13.1	16.8	7.8	16.6	15.7	12.2	13.4	14.1	15.2	8.5	22.1	18.8	20.5	20.8
3. 3-5	6.1	6.6	5.4	7.2	3.3	6.4	6.2	5.9	6.2	6.5	4.2	0.9	9.5	9.1	19.3	7.2
4. 6-9	3.8	4.5	2.9	4.8	1.1	4.9	4.0	3.9	2.3	3.4	4.2	0.5	5.5	7.6	9.8	17.0
5. 10-19	1.7	1.6	1.4	1.6	0.5	2.6	1.9	1.5	1.0	1.6	1.0	0.3	1.6	2.6	4.5	8.7
6. 20-39	0.3	0.4	0.3	0.5	-	0.3	0.5	0.4	0.1	0.4	-	-	0.6	-	0.6	7.8
7. 40 or more	0.7	1.1	0.2	0.8	-	1.5	0.2	1.0	-	0.4	1.2	0.2	0.2	0.9	2.3	7.0
<i>Item 25040 Subject A01c</i>	<i>N</i> 2257	985	1150	1376	248	431	479	850	496	1729	345	1196	488	180	307	32
B017: Do you think you will be drinking alcoholic beverages five years from now?																
1. I definitely will	22.5	24.2	21.0	25.8	11.4	30.6	26.1	19.1	17.6	23.1	20.1	12.5	30.8	29.6	38.3	57.4
2. I probably will	46.6	43.8	48.7	47.9	43.5	46.9	48.0	47.3	43.9	45.7	50.9	42.1	52.0	56.1	50.0	26.3
3. I probably will not	13.2	13.9	12.8	11.6	14.1	10.2	11.9	14.6	14.5	12.7	14.8	17.3	10.5	7.5	6.7	7.9
4. I definitely will not	17.7	18.1	17.5	14.7	30.9	12.3	14.1	19.0	24.0	18.5	14.3	28.1	6.7	6.8	5.0	8.4
<i>Item 2030 Subject A04a</i>	<i>N</i> 2457	1071	1239	1485	281	469	531	930	527	1852	388	1254	544	201	353	38
The next questions are about MARIJUANA and HASHISH.																
Marijuana is sometimes called: weed, pot, dope. Hashish is sometimes called: hash, hash oil.																
B018: On how many occasions (if any) have you used hashish . . .																
B018A: . . . in your lifetime?																
1. 0 occasions	90.8	87.9	94.0	89.1	97.0	89.6	91.4	91.9	89.1	91.6	89.3	100.0	91.1	84.8	66.5	27.8
2. 1-2	4.2	5.2	3.1	4.7	2.1	4.5	4.1	3.6	5.2	4.1	3.8	-	4.5	8.3	15.2	22.4
3. 3-5	1.5	2.0	1.2	2.2	0.2	2.2	1.8	1.1	1.4	1.2	2.9	-	1.4	2.0	6.6	4.9
4. 6-9	0.7	1.2	0.3	0.9	-	0.3	0.6	0.7	1.0	0.6	1.0	-	0.6	1.0	2.3	8.8
5. 10-19	0.3	0.2	0.2	0.4	-	0.7	0.2	-	0.4	0.2	0.2	-	0.2	1.6	0.6	-
6. 20-39	0.3	0.5	0.3	0.5	-	0.3	0.2	0.2	0.8	0.5	-	-	0.5	-	1.4	1.2
7. 40 or more	2.2	3.0	1.1	2.3	0.7	2.4	1.7	2.5	2.1	1.7	2.7	-	1.7	2.5	7.4	34.9
<i>Item 2040 Subject A01a</i>	<i>N</i> 2429	1061	1229	1478	275	459	528	923	518	1841	378	1263	547	197	352	37
B018B: . . . during the last 12 months?																
1. 0 occasions	93.8	91.5	96.6	92.6	98.5	92.1	94.4	95.0	92.4	94.7	92.4	100.0	93.8	89.0	77.3	59.3
2. 1-2	2.8	3.8	1.4	3.6	0.7	3.6	3.1	1.9	3.3	2.5	3.3	-	3.3	6.2	10.2	2.7
3. 3-5	1.0	1.3	0.7	1.3	-	1.7	0.4	0.7	1.4	0.8	1.4	-	0.9	2.9	3.0	5.9
4. 6-9	0.5	0.7	0.3	0.6	-	0.2	0.7	0.5	0.4	0.3	1.2	-	0.1	-	2.4	6.6
5. 10-19	0.3	0.2	0.3	0.4	-	0.7	0.2	0.2	0.3	0.4	-	-	0.1	0.9	1.0	5.2
6. 20-39	0.5	0.8	0.2	0.6	-	1.0	0.1	0.4	0.9	0.4	0.3	-	0.6	-	2.4	2.5
7. 40 or more	1.2	1.6	0.4	1.0	0.7	0.8	0.9	1.3	1.4	0.9	1.4	-	1.1	1.0	3.7	17.8
<i>Item 2050 Subject A01b</i>	<i>N</i> 2433	1063	1229	1480	275	460	529	924	520	1843	378	1263	549	197	353	37
B018C: . . . during the last 30 days?																
1. 0 occasions	96.7	95.8	98.2	96.4	99.0	95.7	97.8	97.3	95.5	97.2	97.0	100.0	96.8	95.4	88.8	65.7
2. 1-2	1.3	1.9	0.7	1.7	0.2	1.9	0.8	0.5	2.7	1.3	0.9	-	1.8	2.1	4.7	4.0
3. 3-5	0.4	0.4	0.4	0.6	-	0.8	0.2	0.5	0.2	0.3	0.5	-	*	1.4	1.2	6.4
4. 6-9	0.3	0.4	0.2	0.3	-	-	0.3	0.5	0.1	0.3	0.3	-	0.3	-	0.8	6.3
5. 10-19	0.2	0.2	0.1	0.2	-	0.7	0.1	0.1	0.1	0.1	0.2	-	0.1	0.3	0.7	4.6
6. 20-39	0.3	0.4	0.2	0.3	-	0.3	0.1	-	1.1	0.3	0.2	-	-	-	1.5	6.5
7. 40 or more	0.7	0.9	0.2	0.5	0.7	0.7	0.6	1.2	0.1	0.4	0.9	-	0.8	0.8	2.2	6.6
<i>Item 2060 Subject A01c</i>	<i>N</i> 2432	1063	1229	1480	275	459	529	923	521	1843	378	1263	549	197	353	37
B019: On how many occasions (if any) have you used marijuana . . .																
B019A: . . . in your lifetime?																
1. 0 occasions	58.4	56.2	62.0	57.2	61.2	51.6	58.4	60.2	61.2	61.2	51.8	100.0	-	36.0	21.2	4.5
2. 1-2	9.3	9.5	9.1	9.2	12.2	11.5	9.7	8.0	9.0	9.1	10.7	-	32.8	12.8	4.3	3.7
3. 3-5	5.6	5.1	6.1	5.6	5.5	4.5	4.8	6.6	5.6	5.5	6.2	-	17.7	6.2	6.1	2.3
4. 6-9	4.0	3.2	4.7	4.0	4.0	3.4	4.5	4.0	4.1	4.3	2.2	-	12.0	5.2	4.9	6.4
5. 10-19	4.1	4.3	3.9	4.1	5.5	5.3	3.5	4.2	3.5	3.8	5.7	-	11.0	9.4	6.2	-
6. 20-39	3.8	3.9	3.7	4.4	3.5	5.1	3.5	3.6	3.4	3.6	3.5	-	7.4	8.2	9.7	4.9
7. 40 or more	14.8	17.8	10.5	15.5	8.1	18.5	15.6	13.4	13.1	12.4	20.1	-	19.1	22.2	47.6	78.1
<i>Item 2070 Subject A01a</i>	<i>N</i> 2416	1054	1220	1470	273	458	526	917	515	1831	373	1263	544	196	351	36

*less than .05 percent.

DESCRIPTIVE RESULTS: 2007

59

QUESTIONNAIRE FORM 1 2007	TOTAL	SEX		RACE		REGION				COLLEGE PLANS?		ILLICIT DRUG USE: LIFETIME				
		M	F	White	Black	NE	NC	S	W	Yes	No	None	Mari- juana Only	Few Pills	More Pills	Any Her- oin
<i>N (Weighted No. of Cases):</i>	2541	1093	1251	1498	287	489	545	965	542	1879	397	1263	551	201	357	38
<i>% of Weighted Total:</i>	100.0	43.0	49.3	59.0	11.3	19.2	21.4	38.0	21.3	74.0	15.6	49.7	21.7	7.9	14.0	1.5
B019B: . . . during the last 12 months?																
1. 0 occasions	69.1	67.3	72.5	67.8	73.5	62.8	66.8	73.0	70.2	71.5	65.7	100.0	34.6	52.0	30.4	14.1
2. 1-2	9.1	8.9	9.2	9.1	9.1	10.0	10.8	7.2	9.8	8.8	11.0	-	27.6	13.8	10.1	5.4
3. 3-5	4.5	3.9	4.9	4.8	3.8	5.5	5.1	4.0	3.7	4.2	5.0	-	11.8	5.7	8.1	-
4. 6-9	2.8	2.7	2.8	3.0	2.3	2.8	1.8	3.3	2.8	2.6	2.2	-	6.2	3.2	6.5	11.2
5. 10-19	2.9	3.3	2.7	3.5	2.7	2.4	2.9	2.9	3.5	3.2	1.1	-	5.9	4.3	7.4	9.0
6. 20-39	3.4	4.0	2.7	3.3	3.9	5.6	2.8	2.9	2.9	2.7	4.9	-	5.5	5.6	9.7	5.1
7. 40 or more	8.3	9.9	5.2	8.5	4.7	10.9	9.7	6.7	7.2	7.0	10.1	-	8.2	15.3	27.8	55.2
<i>Item 2080 Subject A01b</i>	<i>N</i> 2419	1055	1221	1471	273	457	525	917	520	1832	376	1263	546	196	351	35
B019C: . . . during the last 30 days?																
1. 0 occasions	80.8	78.2	85.2	79.6	85.1	76.5	79.8	82.1	83.6	82.5	79.6	100.0	68.7	66.3	47.9	17.0
2. 1-2	6.1	7.1	5.0	7.0	4.0	6.4	5.7	5.8	6.7	6.2	4.1	-	13.6	12.4	11.6	12.1
3. 3-5	2.7	2.9	2.7	2.9	3.3	2.1	2.3	4.0	1.7	2.7	3.5	-	5.5	2.8	7.9	8.4
4. 6-9	1.7	2.0	1.5	2.0	1.4	2.7	1.7	1.5	1.1	1.4	2.8	-	3.0	2.3	4.4	12.0
5. 10-19	2.7	3.0	1.9	2.8	1.3	6.3	2.5	1.6	1.8	2.4	2.3	-	3.1	7.9	8.4	3.1
6. 20-39	2.1	2.3	1.7	2.5	1.1	2.1	2.7	1.5	2.5	2.0	2.2	-	2.4	3.3	6.7	19.4
7. 40 or more	3.8	4.6	2.0	3.3	3.8	4.0	5.3	3.6	2.7	2.8	5.5	-	3.7	5.0	13.0	27.9
<i>Item 2090 Subject A01c</i>	<i>N</i> 2417	1055	1220	1470	273	457	525	916	520	1831	376	1263	545	196	351	35
IF YOU HAVE NOT USED MARIJUANA OR HASHISH IN THE LAST TWELVE MONTHS, GO TO Q.B028.																
B020: When you used marijuana or hashish during the last year, how often did you use it in each of the following situations?																
B020A: When you were alone																
1. Not at all	61.5	53.4	71.5	64.7	56.4	58.2	60.5	60.7	67.5	64.9	54.7	-	75.4	60.7	47.5	11.7
2. A few of the times	19.2	21.9	17.8	19.0	19.6	22.9	18.6	21.2	12.8	18.1	23.0	-	14.7	25.0	24.7	18.3
3. Some of the times	13.4	17.0	8.4	12.5	14.0	14.8	14.1	12.4	12.6	12.6	13.9	-	6.2	9.0	21.4	45.6
4. Most of the times	3.9	4.8	1.7	2.4	5.7	3.7	5.3	2.4	4.6	2.5	6.2	-	3.2	2.5	3.4	14.3
5. Every time	2.0	2.8	0.7	1.4	4.3	0.3	1.4	3.3	2.4	1.9	2.1	-	0.5	2.8	2.9	10.2
<i>Item 2100 Subject A05a</i>	<i>N†</i> 745	345	340	471	74	173	171	242	159	521	132	-	349	93	243	32
B020B: With just 1 or 2 other people																
1. Not at all	8.2	8.3	8.3	9.6	1.8	6.9	10.9	7.4	7.6	9.3	4.8	-	11.3	10.0	2.3	-
2. A few of the times	24.4	21.1	27.8	21.7	28.0	19.6	23.6	28.3	24.4	24.2	26.1	-	31.5	22.8	16.6	12.8
3. Some of the times	19.2	22.8	15.6	20.6	20.9	22.2	17.8	15.7	22.8	18.3	16.2	-	14.1	26.6	24.9	14.4
4. Most of the times	31.2	31.9	31.4	32.8	28.1	32.2	29.9	31.5	31.2	32.7	30.4	-	27.4	25.8	39.3	37.4
5. Every time	17.1	15.8	16.9	15.3	21.1	19.1	17.8	17.1	14.0	15.5	22.4	-	15.7	14.8	16.9	35.3
<i>Item 2110 Subject A05b</i>	<i>N†</i> 746	345	342	473	72	174	171	242	159	521	134	-	352	93	242	32
B020C: At a party																
1. Not at all	29.1	26.1	32.5	25.7	50.9	29.7	26.5	35.1	22.2	26.9	36.5	-	39.7	21.3	18.0	12.0
2. A few of the times	17.8	17.2	20.3	18.3	16.4	16.8	20.1	14.8	20.9	20.4	13.5	-	21.5	19.4	14.8	2.6
3. Some of the times	18.9	21.1	17.2	22.8	7.1	18.9	16.8	20.3	19.3	18.1	15.9	-	12.0	19.2	27.2	26.4
4. Most of the times	18.4	19.9	15.3	17.9	10.1	18.0	19.4	15.8	22.1	18.6	18.4	-	14.6	22.4	23.4	17.3
5. Every time	15.7	15.7	14.6	15.3	15.4	16.7	17.3	14.1	15.6	16.0	15.6	-	12.3	17.8	16.6	41.8
<i>Item 2120 Subject A05c</i>	<i>N†</i> 743	343	340	471	72	172	171	242	157	519	132	-	349	93	242	32
B020D: When your date or spouse was present																
1. Not at all	52.4	59.4	49.1	52.0	61.2	55.1	49.3	51.5	54.2	55.4	46.3	-	65.1	54.1	37.5	23.4
2. A few of the times	15.9	16.7	14.1	18.2	9.8	16.3	17.0	14.7	16.2	16.4	14.7	-	13.0	17.9	19.1	16.8
3. Some of the times	10.8	12.1	8.9	10.5	7.6	7.9	12.9	12.7	8.6	9.8	10.3	-	6.6	10.6	15.3	21.1
4. Most of the times	10.7	5.8	15.5	10.2	10.5	11.5	8.2	10.7	12.5	9.6	16.7	-	8.0	7.8	14.9	16.7
5. Every time	10.2	6.0	12.4	9.1	10.9	9.2	12.6	10.3	8.5	8.8	12.0	-	7.3	9.7	13.2	22.0
<i>Item 2130 Subject A05b</i>	<i>N†</i> 740	341	340	468	72	172	169	241	158	515	134	-	349	92	240	32

†=excludes respondents for whom question was inappropriate.

MONITORING THE FUTURE

QUESTIONNAIRE FORM 1 2007	TOTAL	SEX		RACE		REGION				COLLEGE PLANS?		ILLICIT DRUG USE: LIFETIME					
		M	F	White	Black	NE	NC	S	W	Yes	No	None	Mari- juana Only	Few Pills	More Pills	Any Her- oin	
<i>N (Weighted No. of Cases):</i>	2541	1093	1251	1498	287	489	545	965	542	1879	397	1263	551	201	357	38	
<i>% of Weighted Total:</i>	100.0	43.0	49.3	59.0	11.3	19.2	21.4	38.0	21.3	74.0	15.6	49.7	21.7	7.9	14.0	1.5	
B020E: When people over age 30 were present																	
1. Not at all	63.2	62.0	67.1	65.4	57.7	65.8	61.8	61.2	64.9	67.5	54.1	-	75.1	56.2	53.9	35.3	
2. A few of the times	19.7	21.4	18.1	20.9	20.8	19.6	18.5	20.6	19.8	18.1	27.5	-	14.0	25.2	23.2	30.8	
3. Some of the times	9.6	10.4	7.1	6.7	16.1	8.5	9.8	10.2	9.7	7.2	10.6	-	5.8	8.8	15.0	16.2	
4. Most of the times	3.3	3.7	3.3	3.0	4.5	2.4	6.4	2.7	2.2	4.0	1.8	-	2.7	5.0	3.4	7.4	
5. Every time	4.1	2.4	4.4	4.1	0.8	3.7	3.5	5.4	3.5	3.3	6.0	-	2.3	4.7	4.5	10.2	
<i>Item 2140 Subject A05b</i>	<i>N†</i>	742	343	339	470	72	171	171	241	159	517	133	-	348	93	242	32
B020F: During the daytime (before 4:00 p.m.)																	
1. Not at all	36.6	31.8	44.2	37.2	46.5	32.2	36.2	35.9	42.9	40.5	30.4	-	51.1	33.6	21.8	7.9	
2. A few of the times	21.4	24.0	18.4	21.6	14.8	20.3	21.5	26.5	14.7	20.1	23.5	-	21.0	21.4	21.2	21.6	
3. Some of the times	22.2	25.1	19.7	23.5	20.5	29.3	23.6	19.0	17.8	21.8	22.4	-	19.2	21.5	28.5	17.9	
4. Most of the times	11.8	11.3	11.0	10.3	12.8	11.7	13.3	8.7	15.0	10.7	13.4	-	5.1	13.7	19.6	14.3	
5. Every time	8.0	7.8	6.8	7.5	5.5	6.4	5.5	9.9	9.6	6.9	10.2	-	3.7	9.8	8.9	38.3	
<i>Item 2150 Subject A05c</i>	<i>N†</i>	742	341	342	469	72	172	169	242	159	517	133	-	348	93	242	32
B020G: At your home (or apartment or dorm)																	
1. Not at all	48.0	44.1	55.2	49.6	47.7	44.0	51.7	45.9	51.7	50.9	43.7	-	61.7	49.0	34.8	17.3	
2. A few of the times	18.1	19.9	14.0	16.6	20.9	22.4	14.8	16.3	19.6	17.1	16.7	-	15.9	20.4	20.1	-	
3. Some of the times	15.4	18.8	12.9	17.1	16.2	17.5	15.8	17.6	9.2	14.3	19.1	-	9.8	14.9	19.7	46.7	
4. Most of the times	11.1	10.8	10.0	10.0	7.5	10.9	12.0	10.3	11.8	11.1	9.2	-	7.0	8.6	17.1	18.5	
5. Every time	7.4	6.3	7.9	6.7	7.8	5.2	5.7	9.9	7.8	6.6	11.2	-	5.6	7.1	8.3	17.5	
<i>Item 2160 Subject A05c</i>	<i>N†</i>	743	343	342	471	72	173	170	241	159	519	133	-	349	93	243	32
B020H: At school																	
1. Not at all	81.1	76.7	89.4	82.1	87.5	77.3	84.7	84.2	76.6	82.9	81.9	-	90.2	79.3	74.1	49.3	
2. A few of the times	8.5	11.0	5.3	9.1	5.2	9.9	7.3	7.3	10.0	7.7	10.3	-	5.1	7.9	11.9	17.2	
3. Some of the times	5.6	7.4	2.6	5.2	1.9	7.9	5.4	3.7	6.3	5.6	3.5	-	2.5	9.6	7.9	15.6	
4. Most of the times	3.2	3.1	2.6	2.5	5.4	3.6	1.2	2.8	5.8	2.6	3.6	-	1.3	2.9	3.7	15.3	
5. Every time	1.6	1.8	0.2	1.2	-	1.3	1.4	2.0	1.3	1.2	0.7	-	0.9	0.4	2.5	2.7	
<i>Item 2170 Subject A05c</i>	<i>N†</i>	742	342	342	470	72	172	170	242	158	518	133	-	350	93	241	32
B020I: In a car																	
1. Not at all	31.3	26.5	37.2	30.8	37.1	36.4	31.1	29.8	28.5	32.0	30.6	-	45.0	27.3	16.6	5.7	
2. A few of the times	23.8	26.4	23.1	24.3	21.5	16.5	20.9	28.1	28.6	24.0	26.9	-	23.8	22.3	25.1	15.3	
3. Some of the times	20.5	21.1	18.1	21.6	12.9	24.4	20.8	18.3	19.4	19.0	21.3	-	16.1	28.3	23.1	27.7	
4. Most of the times	16.8	19.6	15.6	17.5	21.4	13.6	20.0	15.8	18.5	17.9	15.9	-	8.5	11.6	28.7	33.1	
5. Every time	7.5	6.6	6.1	5.9	7.2	9.2	7.2	8.0	5.0	7.1	5.3	-	6.6	10.5	6.5	18.2	
<i>Item 2190 Subject A05c</i>	<i>N†</i>	744	343	342	471	72	173	170	242	159	518	134	-	351	93	241	32
B020J: At a park or beach																	
1. Not at all	48.5	43.2	55.1	50.6	52.4	42.7	52.2	51.3	46.4	49.5	50.4	-	60.7	42.3	37.2	16.7	
2. A few of the times	19.6	21.6	17.9	20.5	21.3	24.8	22.2	14.6	18.5	20.4	19.4	-	19.0	18.2	19.4	22.0	
3. Some of the times	18.1	21.9	15.2	18.4	11.7	18.2	16.2	18.8	18.8	17.1	17.8	-	12.3	23.8	24.3	27.9	
4. Most of the times	9.0	8.5	8.8	7.6	6.7	8.0	7.0	8.9	12.3	9.2	7.0	-	4.4	11.2	13.7	16.2	
5. Every time	4.9	4.7	3.0	2.9	7.9	6.3	2.4	6.3	4.0	3.9	5.4	-	3.6	4.6	5.4	17.2	
<i>Item 30930 Subject A05c</i>	<i>N†</i>	744	342	342	471	72	172	171	242	159	519	133	-	350	93	242	32
B021: How many of the times when you used marijuana or hashish during the last year did you use it along with alcohol—that is, so that their effects overlapped?																	
1. Not at all	34.1	34.9	33.5	29.0	54.6	31.4	33.4	34.6	36.9	31.9	36.9	-	47.7	22.3	21.3	14.0	
2. A few of the times	29.4	28.2	32.8	32.5	24.5	29.4	32.9	26.7	29.5	30.6	31.6	-	28.0	30.7	33.2	23.3	
3. Some of the times	21.6	23.6	19.5	24.2	10.3	24.0	17.1	22.5	22.4	22.3	21.4	-	12.3	32.1	30.6	30.7	
4. Most of the times	10.0	10.0	9.7	9.9	8.6	12.0	10.3	10.2	7.2	10.4	7.2	-	6.4	10.6	11.3	25.8	
5. Every time	5.0	3.3	4.5	4.3	1.9	3.2	6.4	5.9	4.0	4.8	2.9	-	5.6	4.3	3.6	6.3	
<i>Item 2200 Subject A01h</i>	<i>N†</i>	726	336	330	466	69	165	169	238	154	507	129	-	340	93	239	31

†=excludes respondents for whom question was inappropriate.

DESCRIPTIVE RESULTS: 2007

61

QUESTIONNAIRE FORM 1 2007	TOTAL	SEX		RACE		REGION				COLLEGE PLANS?		ILLCIT DRUG USE: LIFETIME					
		M	F	White	Black	NE	NC	S	W	Yes	No	None	Mari- juana Only	Few Pills	More Pills	Any Her- oin	
<i>N (Weighted No. of Cases):</i>	2541	1093	1251	1498	287	489	545	965	542	1879	397	1263	551	201	357	38	
<i>% of Weighted Total:</i>	100.0	43.0	49.3	59.0	11.3	19.2	21.4	38.0	21.3	74.0	15.6	49.7	21.7	7.9	14.0	1.5	
B022: What have been the most important reasons for your using marijuana or hashish? (Mark all that apply.)																	
A. To experiment—to see what it's like	60.8	61.2	62.2	62.5	54.6	61.2	62.0	58.0	63.4	62.6	55.8	-	69.3	54.6	54.6	45.8	
B. To relax or relieve tension	61.2	65.1	56.1	61.2	53.9	63.8	55.6	61.5	64.1	60.4	62.2	-	49.8	62.3	73.7	74.6	
C. To feel good or get high	71.8	71.7	73.0	75.8	63.4	77.5	69.5	68.9	72.7	74.3	64.6	-	58.8	72.4	89.6	77.0	
D. To seek deeper insights and understanding	22.3	28.5	16.6	25.9	6.9	18.7	24.1	19.8	28.2	23.8	18.6	-	12.3	28.0	34.7	25.7	
E. To have a good time with my friends	67.1	70.7	64.6	71.7	47.2	68.8	68.3	63.8	69.1	68.1	64.7	-	57.0	74.2	80.3	76.3	
F. To fit in with a group I like	6.2	7.5	4.8	6.6	4.2	6.1	8.8	4.5	6.2	6.3	6.7	-	6.7	7.8	4.8	6.2	
G. To get away from my problems or troubles	27.7	31.6	24.0	26.2	34.9	23.7	25.7	30.0	30.8	26.9	29.5	-	19.3	22.4	36.8	55.9	
H. Because of boredom, nothing else to do	32.8	36.6	29.0	35.0	28.1	30.3	37.0	29.1	36.8	33.9	31.5	-	21.5	34.8	47.4	43.6	
I. Because of anger or frustration	19.4	22.3	15.9	16.4	27.0	17.8	18.1	23.0	17.1	16.9	24.1	-	14.3	12.8	26.5	26.3	
J. To get through the day	15.4	18.4	11.6	14.3	17.7	15.4	14.8	14.0	18.0	13.7	19.6	-	7.3	10.7	22.1	51.6	
K. To increase the effects of some other drug(s)	14.1	15.8	12.2	15.2	9.5	9.6	16.1	13.8	17.0	14.1	11.4	-	7.1	9.0	23.7	34.6	
L. To decrease (offset) the effects of some other drugs(s)	4.7	4.2	4.8	5.1	1.1	2.2	6.4	6.0	3.6	3.2	9.9	-	1.7	-	10.2	11.8	
M. Because I am "hooked"—I have to have it	5.4	6.0	3.4	5.1	4.2	6.0	4.0	5.1	7.0	4.3	7.5	-	2.8	3.4	6.1	33.5	
<i>Item 2210-2330 Subject A06a</i>	<i>N†</i>	737	337	339	470	72	168	170	242	156	518	128	-	345	93	244	32
B023: When you use marijuana or hashish, how high do you usually get?																	
1. Not at all high	5.7	5.6	6.3	5.1	3.0	4.5	10.0	2.6	7.2	5.2	8.8	-	7.9	4.0	2.8	1.1	
2. A little high	21.8	19.4	25.2	21.8	30.9	18.2	24.7	20.0	25.3	22.0	23.3	-	31.2	21.4	11.9	7.1	
3. Moderately high	42.8	48.1	37.3	46.4	39.7	48.9	43.9	39.5	39.8	44.7	35.6	-	39.4	48.2	47.9	28.1	
4. Very high	29.7	26.9	31.1	26.6	26.5	28.3	21.4	37.9	27.7	28.2	32.3	-	21.5	26.4	37.5	63.7	
<i>Item 2340 Subject A01e</i>	<i>N†</i>	737	340	339	469	72	170	169	241	157	515	133	-	348	90	243	32
B024: When you use marijuana or hashish, how long do you usually stay high?																	
1. Usually don't get high	7.3	8.4	7.3	6.3	9.7	5.6	8.5	4.1	12.7	7.0	9.3	-	11.9	4.8	2.2	-	
2. One to two hours	50.5	50.9	49.6	52.3	50.2	49.2	51.2	50.0	51.8	49.6	58.5	-	49.6	49.4	54.5	32.6	
3. Three to six hours	37.3	35.5	38.8	36.0	38.1	42.4	34.1	40.1	30.5	38.8	27.3	-	34.6	44.0	37.5	44.6	
4. Seven to 24 hours	4.3	4.5	4.1	4.9	2.1	2.4	5.6	4.6	4.7	4.4	3.9	-	3.3	1.9	5.1	19.8	
5. More than 24 hours	0.7	0.7	0.2	0.4	-	0.3	0.5	1.2	0.4	0.2	1.0	-	0.6	-	0.7	3.1	
<i>Item 2350 Subject A01f</i>	<i>N†</i>	732	338	338	470	71	169	167	242	154	513	132	-	344	89	244	32
B025: During the LAST MONTH, about how many marijuana cigarettes (joints, reefers), or the equivalent, did you smoke a day, on the average? (If you shared them with other people, count only the amount YOU smoked.)																	
1. None	42.0	38.1	49.4	42.2	44.4	38.2	43.5	37.9	50.7	44.5	39.9	-	55.5	46.0	27.6	6.1	
2. Less than 1 a day	25.5	30.0	21.6	29.7	12.8	32.8	21.4	23.3	25.2	27.4	21.5	-	24.9	26.7	27.7	16.4	
3. 1 a day	7.0	5.7	8.2	7.4	5.5	5.4	5.2	9.8	6.7	6.9	7.9	-	4.0	8.2	11.5	5.9	
4. 2-3 a day	12.4	13.0	11.8	11.1	15.5	10.4	17.8	11.7	9.8	11.1	15.3	-	8.2	9.0	18.8	24.6	
5. 4-6 a day	7.3	8.3	5.8	5.3	18.4	8.6	6.4	9.3	3.8	5.9	10.5	-	3.7	6.6	6.9	29.6	
6. 7-10 a day	2.8	2.2	2.4	2.3	3.5	2.4	2.5	3.8	2.1	2.6	2.5	-	1.7	2.2	3.6	11.3	
7. 11 or more a day	3.0	2.8	0.8	2.1	-	2.1	3.3	4.2	1.9	1.6	2.5	-	1.9	1.3	3.8	6.1	
<i>Item 2360 Subject A01d</i>	<i>N†</i>	689	322	317	440	66	160	161	221	147	488	123	-	314	90	230	31
B026: Do you know how much marijuana you have used (in ounces) during the LAST MONTH?																	
8. Don't know	17.4	16.4	19.1	17.4	20.6	22.0	17.8	17.6	11.8	16.0	23.2	-	18.1	14.3	18.0	18.4	
1. None	36.0	31.0	44.3	34.9	42.8	31.4	38.2	31.5	45.4	37.9	34.2	-	50.8	35.2	22.0	2.0	
2. Less than ½ ounce	14.5	16.1	13.1	17.3	4.1	17.3	12.7	12.3	16.5	17.3	5.3	-	13.9	19.0	14.9	5.3	
3. About ½ ounce	6.8	8.0	6.2	7.9	8.5	4.8	5.8	7.7	8.8	8.1	5.1	-	5.3	4.8	9.0	16.6	
4. About 1 ounce	9.5	12.7	6.5	10.2	5.0	11.7	9.4	10.1	6.5	7.8	13.8	-	5.5	13.1	13.5	15.8	
5. About 2 ounces	5.7	7.5	4.1	4.5	12.0	3.6	7.0	6.6	5.2	6.1	6.0	-	2.8	5.1	7.9	13.3	
6. 3 to 5 ounces	5.6	4.5	3.8	5.1	5.0	5.5	4.7	7.2	4.1	3.9	7.1	-	1.1	3.0	10.0	14.8	
7. 6 or more ounces	4.4	3.8	2.8	2.8	2.1	3.7	4.4	6.9	1.7	3.0	5.3	-	2.6	5.5	4.7	13.7	
<i>Item 2370 Subject A01d</i>	<i>N†</i>	687	322	317	440	66	158	161	221	147	488	123	-	314	90	230	31

†=excludes respondents for whom question was inappropriate.

MONITORING THE FUTURE

QUESTIONNAIRE FORM 1 2007	TOTAL	SEX		RACE		REGION				COLLEGE PLANS?		ILLICIT DRUG USE: LIFETIME					
		M	F	White	Black	NE	NC	S	W	Yes	No	None	Mari- juana Only	Few Pills	More Pills	Any Her- oin	
<i>N (Weighted No. of Cases):</i>	2541	1093	1251	1498	287	489	545	965	542	1879	397	1263	551	201	357	38	
<i>% of Weighted Total:</i>	100.0	43.0	49.3	59.0	11.3	19.2	21.4	38.0	21.3	74.0	15.6	49.7	21.7	7.9	14.0	1.5	
B027: Have you ever tried to stop using marijuana or hashish and found that you couldn't stop?																	
1. Yes	8.4	8.8	7.2	9.0	11.5	9.4	6.5	6.2	12.4	7.4	11.2	-	6.1	8.1	8.3	34.4	
2. No	91.6	91.2	92.8	91.0	88.5	90.6	93.5	93.8	87.6	92.6	88.8	-	93.9	91.9	91.7	65.6	
<i>Item 2380 Subject A01i</i>	<i>N†</i>	726	339	340	470	72	167	165	238	156	515	133	-	346	90	243	32
B028: Thinking back over your whole life, has there ever been a period when you used marijuana or hashish on a daily, or almost daily, basis for at least a month?																	
1. No—GO TO Q.B032	84.8	82.8	87.8	84.6	88.7	82.1	83.0	86.4	86.3	87.0	79.2	100.0	80.6	74.4	52.8	17.2	
2. Yes	15.2	17.2	12.2	15.4	11.3	17.9	17.0	13.6	13.7	13.0	20.8	-	19.4	25.6	47.2	82.8	
<i>Item 21180 Subject A01a</i>	<i>N</i>	2401	1067	1217	1480	268	456	522	904	519	1828	384	1222	531	196	354	38
B029: How old were you when you first smoked marijuana or hashish that frequently?																	
1. Grade 6 or earlier	7.3	7.2	5.3	5.6	4.0	3.6	4.1	9.6	11.6	3.7	14.6	-	3.9	8.7	10.8	3.6	
2. Grade 7 or 8	31.3	31.1	33.5	29.8	29.0	36.0	34.2	30.9	23.2	31.7	34.2	-	29.9	30.6	29.2	47.5	
3. Grade 9 (Freshman)	22.4	24.1	20.7	24.9	35.0	17.7	28.0	22.2	21.4	23.5	19.7	-	24.1	21.1	22.0	24.4	
4. Grade 10 (Sophomore)	18.7	17.8	22.5	18.8	17.4	26.2	16.1	17.2	16.2	22.0	15.7	-	21.9	18.5	17.1	11.2	
5. Grade 11 (Junior)	13.8	14.0	11.8	15.2	3.3	12.7	9.7	14.5	18.7	13.2	11.1	-	12.0	12.7	14.5	13.3	
6. Grade 12 (Senior)	6.4	5.8	6.1	5.7	11.3	3.9	8.0	5.6	8.9	5.9	4.7	-	8.1	8.4	6.4	-	
<i>Item 21190 Subject A01g</i>	<i>N†</i>	405	205	158	241	41	89	96	141	79	261	87	-	128	53	175	33
B030: How recently did you use marijuana or hashish on a daily, or almost daily, basis for at least a month?																	
1. During the past month	35.5	36.0	29.7	32.1	47.0	38.1	36.4	37.7	27.0	30.7	37.8	-	28.2	37.4	36.9	35.7	
2. 2 months ago	6.5	3.8	7.4	7.5	8.3	12.7	6.5	4.0	3.9	6.1	8.3	-	5.3	8.7	6.7	5.1	
3. 3 to 9 months ago	19.1	18.5	21.7	19.0	19.5	16.4	20.3	14.4	29.8	19.8	18.0	-	22.5	15.2	18.7	18.3	
4. About 1 year ago	9.9	7.1	15.1	9.5	5.4	13.7	8.5	8.1	10.9	11.3	9.5	-	14.1	6.4	9.3	7.4	
5. About 2 years ago	12.5	16.0	10.4	14.0	8.7	10.0	10.1	16.0	11.7	16.4	4.4	-	16.8	4.3	12.0	15.6	
6. 3 or more years ago	16.5	18.5	15.7	17.9	11.1	9.1	18.3	19.8	16.7	15.8	22.0	-	13.0	28.0	16.4	17.9	
<i>Item 21200 Subject A01a</i>	<i>N†</i>	393	198	154	234	40	86	91	142	74	250	89	-	121	52	174	33
B031: Over your whole lifetime, during how many months have you used marijuana or hashish on a daily or near-daily basis?																	
1. Less than 3 months	26.7	26.5	27.0	24.4	43.2	24.2	23.2	29.1	29.8	26.1	25.1	-	40.5	32.6	18.9	3.5	
2. 3 to 9 months	21.1	20.3	22.3	23.0	25.0	21.5	24.1	19.9	19.4	21.5	21.6	-	23.3	18.0	23.9	10.4	
3. About 1 year	10.3	12.4	8.3	12.4	5.0	7.2	15.0	10.2	8.1	9.5	15.7	-	8.9	10.2	11.4	13.4	
4. About 1 and ½ years	6.9	6.4	7.8	6.6	4.3	10.2	5.4	4.4	9.5	7.6	4.6	-	3.1	15.6	7.9	-	
5. About 2 years	12.2	12.7	10.2	10.9	3.5	11.7	9.8	12.8	14.8	12.6	8.0	-	7.4	5.6	15.7	26.0	
6. About 3 to 5 years	17.5	15.6	20.4	17.7	10.8	22.5	17.0	15.9	15.2	18.8	16.1	-	11.4	17.4	15.2	42.6	
7. 6 to 9 years	3.2	4.1	2.8	3.0	8.2	1.5	4.6	3.2	3.3	2.2	7.8	-	3.0	0.7	4.1	4.1	
8. 10 or more years	2.1	1.9	1.1	1.9	-	1.2	0.8	4.6	-	1.7	1.1	-	2.5	-	3.0	-	
<i>Item 21210 Subject A01a</i>	<i>N†</i>	387	200	150	231	40	85	91	137	74	248	88	-	118	50	174	33
B032: Do you think you will be using marijuana or hashish five years from now?																	
1. I definitely will	3.5	4.8	1.7	2.8	2.6	4.3	3.4	3.3	3.3	2.8	5.6	0.4	3.6	3.2	10.7	23.8	
2. I probably will	10.5	11.6	8.7	10.2	13.0	13.9	10.1	9.1	10.3	9.7	10.9	1.2	15.5	13.6	30.7	38.3	
3. I probably will not	18.3	19.3	17.1	18.9	15.2	22.3	17.1	16.6	18.9	17.8	18.6	7.8	33.6	26.3	26.7	25.2	
4. I definitely will not	67.8	64.2	72.6	68.1	69.2	59.5	69.4	71.0	67.5	69.7	64.8	90.6	47.3	56.9	31.9	12.7	
<i>Item 2390 Subject A04a</i>	<i>N</i>	2416	1069	1229	1471	274	452	526	915	522	1840	381	1232	536	200	350	38
The next questions are about LSD, the hallucinogenic drug which is sometimes called "acid".																	
B033: On how many occasions (if any) have you taken LSD . . .																	

†=excludes respondents for whom question was inappropriate.

QUESTIONNAIRE FORM 1 2007	TOTAL	SEX		RACE		REGION				COLLEGE PLANS?		ILLCIT DRUG USE: LIFETIME				
		M	F	White	Black	NE	NC	S	W	Yes	No	None	Mari- juana Only	Few Pills	More Pills	Any Her- oin
<i>N (Weighted No. of Cases):</i>	2541	1093	1251	1498	287	489	545	965	542	1879	397	1263	551	201	357	38
<i>% of Weighted Total:</i>	100.0	43.0	49.3	59.0	11.3	19.2	21.4	38.0	21.3	74.0	15.6	49.7	21.7	7.9	14.0	1.5
B033A: . . . in your lifetime?																
1. 0 occasions	95.6	94.4	97.4	95.0	99.3	97.8	93.6	96.4	94.3	96.1	94.7	100.0	100.0	97.0	77.8	39.0
2. 1-2	2.3	2.6	1.7	2.7	0.4	1.1	3.4	1.8	3.2	2.0	2.7	-	-	3.0	12.1	19.8
3. 3-5	0.8	1.2	0.4	1.1	-	0.5	1.6	0.5	0.7	0.6	1.1	-	-	-	4.4	9.2
4. 6-9	0.3	0.4	0.2	0.4	-	0.1	0.6	0.1	0.5	0.3	0.4	-	-	-	1.4	6.5
5. 10-19	0.4	0.7	0.1	0.3	-	0.3	0.2	0.4	0.7	0.4	0.4	-	-	-	2.0	6.6
6. 20-39	0.2	0.3	0.1	0.1	-	-	0.4	0.2	0.2	0.2	0.2	-	-	-	0.6	7.4
7. 40 or more	0.4	0.4	0.1	0.3	0.3	0.1	0.4	0.6	0.3	0.3	0.5	-	-	-	1.7	11.5
<i>Item 890 Subject A01a</i>	<i>N</i> 2377	1044	1217	1456	273	455	516	896	510	1814	375	1233	525	193	347	35
B033B: . . . during the last 12 months?																
1. 0 occasions	97.4	96.4	98.7	97.3	99.3	98.6	96.8	98.0	95.7	98.0	95.6	100.0	100.0	98.9	86.8	56.5
2. 1-2	1.6	2.1	0.9	1.9	0.4	1.1	1.8	1.2	2.5	1.1	3.3	-	-	1.1	8.5	17.6
3. 3-5	0.2	0.3	0.1	0.2	-	0.2	0.5	0.1	0.2	0.1	0.2	-	-	-	1.2	3.1
4. 6-9	0.4	0.8	0.1	0.3	-	*	0.2	0.3	1.3	0.5	0.1	-	-	-	1.8	11.8
5. 10-19	0.2	0.1	0.2	0.2	-	-	0.4	0.1	0.3	0.2	0.2	-	-	-	0.3	9.7
6. 20-39	-	-	-	-	-	-	-	-	-	-	-	-	-	-	-	-
7. 40 or more	0.2	0.2	-	*	0.3	0.1	0.4	0.3	-	0.1	0.5	-	-	-	1.5	1.1
<i>Item 900 Subject A01b</i>	<i>N</i> 2377	1044	1218	1457	273	455	516	897	510	1813	377	1234	525	193	346	35
B033C: . . . during the last 30 days?																
1. 0 occasions	99.0	98.5	99.7	99.3	99.3	99.6	98.7	99.0	98.7	99.2	98.4	100.0	100.0	100.0	95.9	70.0
2. 1-2	0.5	0.8	0.2	0.6	0.4	0.3	0.7	0.6	0.6	0.5	1.0	-	-	-	1.9	18.6
3. 3-5	0.3	0.4	0.1	0.1	-	-	0.1	0.3	0.5	0.2	-	-	-	-	1.2	5.8
4. 6-9	0.1	0.1	*	-	-	*	0.1	-	0.1	0.1	0.2	-	-	-	0.1	4.4
5. 10-19	-	-	-	-	-	-	-	-	-	-	-	-	-	-	-	-
6. 20-39	-	-	-	-	-	-	-	-	-	-	-	-	-	-	-	-
7. 40 or more	0.2	0.2	-	*	0.3	0.1	0.4	0.1	-	0.1	0.5	-	-	-	1.0	1.1
<i>Item 910 Subject A01c</i>	<i>N</i> 2378	1044	1219	1456	273	455	516	898	510	1815	375	1234	525	193	346	35
IF YOU HAVE NOT TAKEN LSD IN THE LAST TWELVE MONTHS, GO TO Q.B041.																
B034: When you used LSD during the last year, how often did you use it in each of the following situations?																
B034A: When you were alone																
1. Not at all	68.6	73.9	85.1	85.3	40.3	79.6	73.1	58.0	70.5	69.6	77.4	-	-	100.0	72.9	50.7
2. A few of the times	11.1	10.5	11.8	11.1	-	20.4	12.3	10.5	7.7	14.1	3.1	-	-	-	8.3	21.2
3. Some of the times	14.9	12.2	-	-	59.7	-	4.5	21.6	21.8	9.4	19.5	-	-	-	12.1	25.4
4. Most of the times	0.8	-	3.1	1.3	-	-	2.9	-	-	1.3	-	-	-	-	1.1	-
5. Every time	4.7	3.4	-	2.4	-	-	7.2	9.8	-	5.6	-	-	-	-	5.6	2.6
<i>Item 2400 Subject A05a</i>	<i>N†</i> 63	38	16	39	2	7	17	18	22	38	16	-	-	2	46	15
B034B: With just 1 or 2 other people																
1. Not at all	16.9	24.9	-	20.9	40.3	39.8	18.7	10.6	13.8	15.4	14.3	-	-	-	22.1	3.3
2. A few of the times	31.5	24.4	59.7	34.6	59.7	16.4	11.0	29.9	53.4	34.4	42.1	-	-	100.0	28.5	31.0
3. Some of the times	12.2	10.2	19.3	10.0	-	13.7	13.5	11.5	11.2	15.5	4.7	-	-	-	5.2	35.2
4. Most of the times	19.7	25.7	17.3	21.6	-	-	33.3	17.1	17.2	20.8	28.2	-	-	-	19.3	23.9
5. Every time	19.7	14.8	3.7	12.8	-	30.2	23.5	30.9	4.5	14.0	10.8	-	-	-	24.9	6.6
<i>Item 2410 Subject A05b</i>	<i>N†</i> 63	38	16	39	2	7	17	18	22	38	16	-	-	2	46	15
B034C: At a party																
1. Not at all	32.6	34.7	35.9	34.0	40.3	48.5	27.1	38.8	27.1	36.6	21.0	-	-	100.0	33.2	20.2
2. A few of the times	30.8	33.2	31.7	35.1	59.7	40.7	31.5	14.6	40.0	26.0	44.5	-	-	-	32.5	30.1
3. Some of the times	19.9	20.7	12.3	18.9	-	-	15.7	41.5	12.4	19.2	21.5	-	-	-	18.3	28.6
4. Most of the times	5.2	-	20.1	8.3	-	10.9	4.8	-	7.7	8.5	-	-	-	-	3.3	12.1
5. Every time	11.5	11.4	-	3.6	-	-	20.9	5.1	12.8	9.7	12.9	-	-	-	12.8	9.0
<i>Item 2420 Subject A05c</i>	<i>N†</i> 62	37	16	38	2	7	17	17	22	37	16	-	-	2	46	14
B034D: When your date or spouse was present																
1. Not at all	61.9	73.0	61.7	72.8	40.3	75.4	44.9	72.9	62.5	62.9	63.4	-	-	100.0	62.3	54.7
2. A few of the times	16.2	14.7	21.5	17.8	59.7	2.8	36.7	-	16.8	15.9	24.5	-	-	-	15.5	20.9
3. Some of the times	8.8	4.7	5.8	4.9	-	-	7.4	14.8	7.9	7.0	4.7	-	-	-	4.5	24.5
4. Most of the times	5.6	7.5	4.5	1.8	-	10.9	-	-	12.8	9.2	-	-	-	-	7.6	-
5. Every time	7.5	-	6.6	2.7	-	10.9	11.0	12.3	-	4.9	7.5	-	-	-	10.1	-
<i>Item 2430 Subject A05b</i>	<i>N†</i> 62	37	16	39	2	7	17	17	22	38	16	-	-	2	46	14

* = less than .05 percent. † = excludes respondents for whom question was inappropriate.

MONITORING THE FUTURE

QUESTIONNAIRE FORM 1 2007	TOTAL	SEX		RACE		REGION				COLLEGE PLANS?		ILLICIT DRUG USE: LIFETIME					
		M	F	White	Black	NE	NC	S	W	Yes	No	None	Mari- juana Only	Few Pills	More Pills	Any Her- oin	
<i>N (Weighted No. of Cases):</i>	2541	1093	1251	1498	287	489	545	965	542	1879	397	1263	551	201	357	38	
<i>% of Weighted Total:</i>	100.0	43.0	49.3	59.0	11.3	19.2	21.4	38.0	21.3	74.0	15.6	49.7	21.7	7.9	14.0	1.5	
B034E: When people over age 30 were present																	
1. Not at all	65.5	71.5	82.1	78.7	40.3	61.7	56.6	65.1	73.7	73.4	55.4	-	-	100.0	65.0	61.5	
2. A few of the times	20.5	19.0	17.9	17.9	59.7	38.3	25.6	5.4	22.8	18.7	24.5	-	-	-	23.0	15.3	
3. Some of the times	4.1	4.9	-	-	-	-	10.6	-	3.5	4.7	4.7	-	-	-	2.3	10.9	
4. Most of the times	6.0	3.6	-	3.4	-	-	-	22.2	-	-	8.0	-	-	-	5.3	9.5	
5. Every time	3.9	1.1	-	-	-	-	7.2	7.2	-	3.2	7.5	-	-	-	4.4	2.8	
<i>Item 2440 Subject A05b</i>	<i>N†</i>	62	37	16	39	2	7	17	17	22	38	16	-	-	2	46	14
B034F: During the daytime (before 4:00 p.m.)																	
1. Not at all	49.2	55.3	45.4	53.0	100.0	58.5	56.7	43.1	45.4	37.3	81.5	-	-	100.0	51.8	32.9	
2. A few of the times	16.5	12.3	31.4	22.9	-	13.7	13.9	19.4	17.2	25.2	4.7	-	-	-	15.7	22.0	
3. Some of the times	10.5	16.3	3.1	7.7	-	7.0	9.0	-	20.7	14.4	6.4	-	-	-	11.4	9.0	
4. Most of the times	14.8	10.4	16.4	11.8	-	17.6	6.1	19.9	16.7	17.0	-	-	-	-	10.3	31.8	
5. Every time	9.0	5.7	3.7	4.7	-	3.2	14.3	17.6	-	6.1	7.5	-	-	-	10.9	4.2	
<i>Item 2450 Subject A05c</i>	<i>N†</i>	62	37	16	39	2	7	17	17	22	38	16	-	-	2	46	14
B034G: At your home (or apartment or dorm)																	
1. Not at all	45.5	56.9	39.7	65.6	51.4	41.4	57.7	41.1	40.8	41.7	60.2	-	-	100.0	48.9	25.4	
2. A few of the times	20.8	16.3	24.5	18.2	48.6	36.8	26.1	18.7	13.5	26.4	12.0	-	-	-	16.9	36.3	
3. Some of the times	14.7	21.0	4.5	8.3	-	21.7	3.2	10.5	25.2	18.4	3.3	-	-	-	12.4	24.5	
4. Most of the times	6.5	1.0	13.7	5.6	-	-	5.2	8.6	7.7	6.7	-	-	-	-	4.5	13.9	
5. Every time	12.5	4.8	17.6	2.4	-	-	7.7	21.1	12.8	6.9	24.4	-	-	-	17.3	-	
<i>Item 2460 Subject A05c</i>	<i>N†</i>	64	38	16	39	3	7	17	19	22	38	16	-	-	2	46	15
B034H: At school																	
1. Not at all	76.0	80.3	82.5	88.2	40.3	97.2	79.5	77.4	66.0	74.9	77.4	-	-	100.0	85.1	44.8	
2. A few of the times	11.3	13.9	6.9	7.5	-	2.8	13.4	5.1	17.2	15.5	7.7	-	-	-	8.6	21.0	
3. Some of the times	7.5	4.8	10.6	4.4	59.7	-	-	6.0	16.8	6.4	7.4	-	-	-	-	31.6	
4. Most of the times	-	-	-	-	-	-	-	-	-	-	-	-	-	-	-	-	
5. Every time	5.2	1.0	-	-	-	-	7.2	11.6	-	3.2	7.5	-	-	-	6.3	2.6	
<i>Item 2470 Subject A05c</i>	<i>N†</i>	63	38	16	39	2	7	17	18	22	38	16	-	-	2	46	15
B034I: In a car																	
1. Not at all	49.2	59.2	54.7	60.2	40.3	21.5	41.0	56.3	58.1	55.6	60.3	-	-	100.0	52.4	32.2	
2. A few of the times	28.0	28.7	20.7	25.8	59.7	58.3	35.0	7.2	30.7	26.6	24.5	-	-	-	30.9	23.3	
3. Some of the times	7.4	8.5	4.5	3.1	-	10.9	7.5	11.0	3.5	6.2	7.7	-	-	-	3.5	20.7	
4. Most of the times	6.6	-	16.4	6.7	-	-	-	13.9	7.7	6.9	-	-	-	-	3.4	17.3	
5. Every time	8.7	3.7	3.7	4.1	-	9.4	16.6	11.6	-	4.8	7.5	-	-	-	9.8	6.6	
<i>Item 2490 Subject A05c</i>	<i>N†</i>	63	38	16	39	2	7	17	18	22	38	16	-	-	2	46	15
B035: How many of the times when you used LSD during the last year did you use it along with each of the following drugs—that is, so that their effects overlapped?																	
B035A: With alcohol																	
1. Not at all	54.8	59.2	49.4	67.6	100.0	45.3	55.2	52.5	58.9	60.3	42.3	-	-	100.0	57.0	40.0	
2. A few of the times	11.3	16.5	4.8	10.9	-	37.6	12.9	10.3	3.8	11.6	6.7	-	-	-	13.3	6.5	
3. Some of the times	12.5	17.1	-	4.1	-	-	10.9	6.0	23.0	12.4	8.9	-	-	-	10.9	19.6	
4. Most of the times	5.0	1.1	16.3	6.5	-	17.1	7.2	5.1	-	8.2	-	-	-	-	3.8	9.8	
5. Every time	16.5	6.1	29.5	11.0	-	-	13.8	26.1	14.2	7.5	42.1	-	-	-	15.0	24.1	
<i>Item 2500 Subject A01h</i>	<i>N†</i>	59	36	16	37	1	5	17	18	20	36	15	-	-	2	44	13
B035B: With marijuana																	
1. Not at all	28.0	27.6	32.8	27.4	100.0	33.7	16.8	31.6	33.3	24.2	47.6	-	-	-	34.8	12.0	
2. A few of the times	17.5	15.8	28.3	22.9	-	24.9	16.9	6.3	25.1	24.2	-	-	-	100.0	16.7	7.2	
3. Some of the times	10.7	17.4	-	11.8	-	-	19.8	6.8	8.8	4.8	25.8	-	-	-	10.4	13.3	
4. Most of the times	11.5	13.3	11.9	9.9	-	12.3	7.6	5.8	19.2	16.8	3.9	-	-	-	12.4	10.3	
5. Every time	32.3	25.9	27.0	28.1	-	29.2	38.9	49.5	13.5	30.0	22.7	-	-	-	25.7	57.2	
<i>Item 2510 Subject A01h</i>	<i>N†</i>	58	36	16	37	1	5	17	16	20	36	13	-	-	2	42	14

†=excludes respondents for whom question was inappropriate.

DESCRIPTIVE RESULTS: 2007

65

QUESTIONNAIRE FORM 1 2007	TOTAL	SEX		RACE		REGION				COLLEGE PLANS?		ILLCIT DRUG USE: LIFETIME					
		M	F	White	Black	NE	NC	S	W	Yes	No	None	Mari- juana Only	Few Pills	More Pills	Any Her- oin	
<i>N (Weighted No. of Cases):</i>	2541	1093	1251	1498	287	489	545	965	542	1879	397	1263	551	201	357	38	
<i>% of Weighted Total:</i>	100.0	43.0	49.3	59.0	11.3	19.2	21.4	38.0	21.3	74.0	15.6	49.7	21.7	7.9	14.0	1.5	
B036: What have been the most important reasons for your taking LSD? (Mark all that apply.)																	
A. To experiment—to see what it's like	78.8	88.6	57.7	87.8	59.7	67.6	81.3	80.4	78.3	83.6	83.0	-	-	100.0	79.4	75.8	
B. To relax or relieve tension	21.1	15.1	26.9	9.7	59.7	22.0	15.1	14.8	31.3	25.1	10.7	-	-	-	17.9	32.0	
C. To feel good or get high	58.2	53.4	72.2	60.5	100.0	73.1	62.6	48.7	59.0	66.2	38.9	-	-	-	56.8	65.9	
D. To seek deeper insights and understanding	45.8	56.5	32.2	50.2	-	34.7	62.5	39.2	40.6	59.1	31.5	-	-	-	43.3	56.0	
E. To have a good time with my friends	60.4	55.8	91.2	62.2	-	73.1	70.0	35.3	71.3	60.5	53.7	-	-	-	62.4	58.4	
F. To fit in with a group I like	2.2	1.5	5.4	3.4	-	-	7.8	-	-	2.2	3.3	-	-	-	3.0	-	
G. To get away from my problems or troubles	11.7	12.6	5.3	4.2	-	3.5	14.1	9.7	13.5	12.4	11.0	-	-	-	11.7	12.4	
H. Because of boredom, nothing else to do	21.7	16.6	34.0	22.2	-	22.0	35.5	14.6	16.6	21.8	20.4	-	-	-	18.3	33.5	
I. Because of anger or frustration	4.5	1.5	4.0	2.9	-	-	11.2	4.8	-	1.6	8.0	-	-	-	3.1	9.0	
J. To get through the day	4.5	1.5	9.2	2.9	-	-	6.7	4.8	3.7	3.7	3.3	-	-	-	4.8	3.9	
K. To increase the effects of some other drug(s)	19.0	15.1	28.9	15.7	-	24.9	23.4	9.8	21.7	22.3	8.0	-	-	-	16.9	26.3	
L. To decrease (offset) the effects of some other drug(s)	2.3	1.5	-	1.4	-	-	3.2	4.8	-	-	3.3	-	-	-	3.1	-	
M. Because I am "hooked"—I have to have it	2.6	1.5	1.3	1.4	-	3.5	3.2	4.8	-	0.5	3.3	-	-	-	3.5	-	
<i>Item 2520-2640 Subject A06a</i>	<i>N†</i>	61	38	15	39	2	5	17	18	21	36	16	-	-	1	45	15
B037: When you take LSD, how high do you usually get?																	
1. Not at all high	4.3	4.4	1.2	-	-	13.2	4.8	6.0	-	2.1	-	-	-	-	1.7	7.2	
2. A little high	3.7	1.3	11.5	-	-	10.5	3.0	-	5.6	6.3	-	-	-	56.6	2.5	-	
3. Moderately high	27.9	27.0	33.8	28.6	59.7	32.9	38.3	7.2	35.6	19.9	49.7	-	-	-	30.7	25.1	
4. Very high	64.1	67.3	53.5	71.4	40.3	43.4	53.9	86.8	58.9	71.7	50.3	-	-	43.4	65.1	67.7	
<i>Item 2650 Subject A01e</i>	<i>N†</i>	63	38	16	39	2	6	17	18	22	37	16	-	-	2	45	15
B038: When you take LSD, how long do you usually stay high?																	
1. Usually don't get high	2.3	3.7	-	-	40.3	10.0	5.1	-	-	3.8	-	-	-	-	3.1	-	
2. Two hours or less	6.6	3.3	10.0	4.3	59.7	13.7	12.7	-	5.6	5.3	12.7	-	-	-	5.5	10.7	
3. Three to six hours	43.1	44.0	42.8	35.9	-	32.9	38.1	29.0	61.1	32.6	67.2	-	-	56.6	51.1	17.3	
4. Seven to 24 hours	43.2	46.3	47.2	57.2	-	23.6	44.1	60.7	33.3	58.2	14.0	-	-	43.4	33.5	71.9	
5. More than 24 hours	4.9	2.6	-	2.6	-	19.8	-	10.3	-	-	6.0	-	-	-	6.7	-	
<i>Item 2660 Subject A01f</i>	<i>N†</i>	62	38	16	39	2	6	16	18	22	37	16	-	-	2	45	15
B039: Have you ever had a "bad trip" on LSD?																	
1. No	52.2	58.7	45.1	58.4	40.3	44.4	71.8	37.5	48.7	52.8	58.6	-	-	43.4	57.5	30.8	
2. Yes, once	35.9	28.0	50.3	39.0	59.7	55.6	20.9	51.5	31.7	32.5	41.4	-	-	56.6	30.7	53.8	
3. Yes, more than once	11.8	13.3	4.6	2.6	-	-	7.2	10.9	19.7	14.8	-	-	-	-	11.7	15.4	
<i>Item 2670 Subject A01k</i>	<i>N†</i>	64	37	17	39	2	6	19	17	22	39	16	-	-	2	46	14
B040: Have you ever tried to stop using LSD and found that you couldn't stop?																	
1. Yes	1.2	2.0	-	-	-	-	-	-	3.7	2.0	-	-	-	-	-	5.9	
2. No	98.8	98.0	100.0	100.0	100.0	100.0	100.0	100.0	96.3	98.0	100.0	-	-	100.0	100.0	94.1	
<i>Item 2680 Subject A01i</i>	<i>N†</i>	61	37	16	39	1	6	17	17	21	38	15	-	-	2	46	13
B041: Do you think you will be using LSD five years from now?																	
1. I definitely will	1.1	1.2	0.8	1.0	1.2	1.3	0.9	1.4	0.5	0.8	1.9	0.5	0.9	-	2.4	10.5	
2. I probably will	1.4	1.6	1.0	1.3	0.6	0.5	1.0	1.2	3.0	1.5	0.9	0.1	0.2	0.8	6.4	24.7	
3. I probably will not	6.2	7.7	4.4	6.9	1.3	9.3	5.8	4.5	6.8	5.8	6.4	2.1	6.1	9.3	19.5	24.7	
4. I definitely will not	91.3	89.5	93.8	90.9	96.8	88.9	92.3	92.8	89.7	92.0	90.7	97.2	92.8	89.8	71.6	40.2	
<i>Item 2690 Subject A04a</i>	<i>N</i>	2265	1005	1153	1379	258	428	494	846	497	1736	356	1204	485	190	305	33
The next questions are about HALLUCINOGENS OTHER THAN LSD. This group would include the following drugs: Mescaline, Peyote, "Shrooms" or Psilocybin, PCP.																	

†=excludes respondents for whom question was inappropriate.

MONITORING THE FUTURE

QUESTIONNAIRE FORM 1 2007	TOTAL	SEX		RACE		REGION				COLLEGE PLANS?		ILLICIT DRUG USE: LIFETIME				
		M	F	White	Black	NE	NC	S	W	Yes	No	None	Mari- juana Only	Few Pills	More Pills	Any Her- oin
<i>N (Weighted No. of Cases):</i>	2541	1093	1251	1498	287	489	545	965	542	1879	397	1263	551	201	357	38
<i>% of Weighted Total:</i>	100.0	43.0	49.3	59.0	11.3	19.2	21.4	38.0	21.3	74.0	15.6	49.7	21.7	7.9	14.0	1.5
B042: On how many occasions (if any) have you taken hallucinogens other than LSD . . .																
B042A: . . . in your lifetime?																
1. 0 occasions	91.6	89.5	94.3	90.1	98.8	92.3	91.3	93.1	88.5	92.7	88.6	100.0	100.0	79.1	61.5	25.1
2. 1-2	4.5	4.4	4.2	5.3	1.0	5.7	4.3	3.6	5.3	3.8	6.9	-	-	20.9	17.1	23.2
3. 3-5	1.3	2.2	0.7	1.8	0.2	1.2	1.8	1.1	1.3	1.3	1.7	-	-	-	8.3	7.5
4. 6-9	0.9	1.5	0.3	1.2	-	0.3	1.4	0.4	1.7	0.8	0.9	-	-	-	4.8	13.2
5. 10-19	0.9	1.3	0.4	1.1	-	0.4	0.6	0.9	1.7	0.8	0.7	-	-	-	4.6	16.1
6. 20-39	0.4	0.8	-	0.2	-	0.2	0.4	0.1	1.1	0.4	0.4	-	-	-	2.1	5.1
7. 40 or more	0.4	0.3	0.1	0.2	-	-	0.3	0.7	0.3	0.2	0.8	-	-	-	1.7	9.9
<i>Item 920 Subject A01a</i>	<i>N</i>	2355	1035	1208	1450	451	515	884	505	1803	375	1225	514	191	344	34
B042B: . . . during the last 12 months?																
1. 0 occasions	94.9	93.5	96.7	94.0	99.0	95.2	95.2	96.2	91.8	95.8	91.7	100.0	100.0	91.8	74.3	48.5
2. 1-2	3.5	4.1	2.7	4.4	1.0	4.2	3.1	2.3	5.2	2.7	6.6	-	-	8.2	16.8	26.3
3. 3-5	0.7	1.1	0.4	0.9	-	0.2	0.7	0.6	1.1	0.7	0.6	-	-	-	4.3	3.0
4. 6-9	0.3	0.3	0.1	0.3	-	0.3	0.4	0.1	0.4	0.2	0.2	-	-	-	1.0	9.1
5. 10-19	0.3	0.7	-	0.2	-	0.1	0.1	0.1	1.0	0.3	0.5	-	-	-	1.7	3.9
6. 20-39	0.1	0.2	-	0.1	-	-	0.2	-	0.2	0.1	-	-	-	-	0.3	2.9
7. 40 or more	0.3	0.2	0.1	0.2	-	-	0.2	0.5	0.3	0.2	0.5	-	-	-	1.6	6.2
<i>Item 930 Subject A01b</i>	<i>N</i>	2353	1033	1210	1450	451	515	883	505	1804	376	1226	514	191	342	33
B042C: . . . during the last 30 days?																
1. 0 occasions	98.3	97.8	99.3	98.7	99.5	99.4	98.8	98.2	97.1	98.7	97.2	100.0	100.0	99.7	90.8	77.5
2. 1-2	1.1	1.2	0.7	1.1	0.5	0.6	0.8	1.4	1.5	0.7	2.3	-	-	0.3	6.2	14.3
3. 3-5	0.1	0.3	-	0.1	-	-	0.3	-	0.3	0.2	-	-	-	-	0.4	4.7
4. 6-9	0.2	0.3	-	-	-	-	-	0.2	0.7	0.2	-	-	-	-	1.3	2.3
5. 10-19	0.1	0.2	-	0.1	-	-	-	-	0.3	0.1	-	-	-	-	0.5	-
6. 20-39	-	-	-	-	-	-	-	-	-	-	-	-	-	-	-	-
7. 40 or more	0.1	0.2	-	*	-	-	0.2	0.3	-	0.1	0.5	-	-	-	0.8	1.2
<i>Item 940 Subject A01c</i>	<i>N</i>	2353	1033	1209	1450	451	515	883	505	1803	376	1226	514	191	342	33
IF YOU HAVE NOT TAKEN ANY HALLUCINOGENS OTHER THAN LSD IN THE LAST TWELVE MONTHS, GO TO Q.B046.																
B043: When you take hallucinogens other than LSD, how high do you usually get?																
1. Not at all high	2.2	2.2	-	1.7	-	2.7	-	5.9	-	-	6.8	-	-	3.7	2.5	-
2. A little high	10.9	3.4	15.3	4.9	45.3	4.0	10.3	14.1	11.6	2.6	22.3	-	-	12.3	8.9	19.3
3. Moderately high	28.9	31.7	25.2	31.0	-	28.1	59.7	26.4	14.4	28.3	32.6	-	-	45.3	28.6	17.1
4. Very high	58.0	62.7	59.5	62.4	54.7	65.2	30.0	53.6	74.0	69.1	38.3	-	-	38.6	60.1	63.5
<i>Item 2700 Subject A01e</i>	<i>N†</i>	121	68	39	86	20	23	37	41	73	32	-	-	15	88	18
B044: When you take hallucinogens other than LSD, how long do you usually stay high?																
1. Usually don't get high	3.0	2.9	1.2	2.2	-	2.7	-	8.4	-	-	8.3	-	-	7.3	3.0	-
2. One to two hours	8.4	7.1	9.0	7.7	45.3	14.1	12.8	2.4	8.7	7.9	9.8	-	-	9.7	7.6	11.1
3. Three to six hours	53.1	58.7	47.7	51.7	54.7	53.1	45.9	48.2	61.6	51.8	60.8	-	-	56.8	51.4	58.2
4. Seven to 24 hours	35.4	31.3	42.1	38.4	-	30.1	41.4	41.0	29.7	40.3	21.1	-	-	26.2	38.0	30.7
5. More than 24 hours	-	-	-	-	-	-	-	-	-	-	-	-	-	-	-	-
<i>Item 2710 Subject A01f</i>	<i>N†</i>	122	69	39	86	20	23	38	41	73	32	-	-	15	88	19
B045: What hallucinogens other than LSD have you taken during the last year? (Mark all that apply.)																
A. Mescaline	7.9	6.6	9.5	7.9	-	2.3	13.3	5.4	9.7	8.3	6.8	-	-	-	5.2	26.6
B. Peyote	9.1	7.1	6.6	5.0	45.3	-	4.1	12.1	13.4	9.4	5.5	-	-	-	6.6	27.9
C. "Shrooms" or Psilocybin	86.5	89.3	91.0	90.4	54.7	88.9	97.9	81.8	83.5	91.2	89.0	-	-	90.8	87.7	77.2
D. PCP	14.0	11.2	12.2	8.5	-	13.9	7.4	20.0	12.3	11.9	13.9	-	-	1.4	11.6	35.2
E. Concentrated THC	18.2	20.5	14.9	17.7	-	20.3	13.3	17.8	20.2	23.0	11.1	-	-	-	16.6	35.1
F. Other	25.6	29.4	22.1	26.1	-	17.0	21.9	32.0	26.1	28.6	14.7	-	-	7.8	25.6	40.7
G. Don't know the names of some I have used	7.8	6.3	6.1	3.0	-	4.9	7.6	8.7	8.5	6.4	9.9	-	-	5.5	8.0	9.1
<i>Item 2720-2780 Subject A01i</i>	<i>N†</i>	123	69	39	87	20	23	38	43	74	32	-	-	15	88	19

* = less than .05 percent. † = excludes respondents for whom question was inappropriate.

DESCRIPTIVE RESULTS: 2007

67

QUESTIONNAIRE FORM 1 2007	TOTAL	SEX		RACE		REGION				COLLEGE PLANS?		ILLICIT DRUG USE: LIFETIME				
		M	F	White	Black	NE	NC	S	W	Yes	No	None	Mari- juana Only	Few Pills	More Pills	Any Her- oin
<i>N (Weighted No. of Cases):</i>	2541	1093	1251	1498	287	489	545	965	542	1879	397	1263	551	201	357	38
<i>% of Weighted Total:</i>	100.0	43.0	49.3	59.0	11.3	19.2	21.4	38.0	21.3	74.0	15.6	49.7	21.7	7.9	14.0	1.5
The next questions are about some non-prescription drugs.																
B046: Some types of diet pills (also called appetite suppressants) can be sold legally without a doctor's prescription by drugstores, through the mail, etc. These "over-the-counter" drugs include Dexatrim, Dietac, and others. On how many occasions (if any) have you taken such non-prescription diet pills . . .																
B046A: . . . in your lifetime?																
1. 0 occasions	89.6	94.9	85.7	88.4	95.1	90.6	88.3	89.2	90.5	89.0	93.0	96.3	91.7	79.3	69.1	67.5
2. 1-2	3.9	2.2	5.0	3.8	2.6	3.6	3.6	4.2	3.8	4.0	3.7	2.1	3.0	9.6	7.6	13.2
3. 3-5	1.6	0.6	2.3	1.8	0.8	1.9	0.8	2.1	1.3	1.8	0.5	0.8	1.5	3.3	4.0	4.5
4. 6-9	0.9	0.7	1.0	0.9	0.5	0.5	1.3	0.6	1.2	1.0	-	0.3	0.4	0.7	3.3	4.5
5. 10-19	0.9	0.6	0.9	1.2	0.6	1.3	1.2	0.6	0.5	0.8	1.2	0.2	0.7	0.7	3.1	5.0
6. 20-39	1.1	0.3	1.8	1.5	-	0.4	2.5	1.1	0.4	1.3	0.2	0.2	0.1	0.5	6.8	-
7. 40 or more	2.1	0.7	3.3	2.4	0.3	1.6	2.2	2.2	2.3	2.1	1.5	0.2	2.7	5.8	6.2	5.2
<i>Item 21220 Subject A01a</i>	<i>N</i> 2394	1059	1226	1468	273	456	517	900	521	1834	381	1239	532	196	339	37
B046B: . . . during the last 12 months?																
1. 0 occasions	93.3	96.6	90.8	92.1	96.9	92.8	92.6	93.1	94.7	92.9	95.6	97.9	93.9	85.7	79.9	82.7
2. 1-2	2.2	1.1	3.1	2.8	1.2	2.8	2.2	2.6	1.1	2.3	2.0	0.9	2.2	6.4	4.8	4.7
3. 3-5	1.1	0.9	1.2	1.2	0.7	1.0	1.1	1.2	1.1	1.1	1.4	0.5	0.9	2.5	3.0	3.0
4. 6-9	0.7	0.2	1.1	0.6	0.5	0.5	0.8	0.5	1.2	0.7	0.7	0.2	0.2	1.7	2.4	4.2
5. 10-19	0.8	0.5	0.9	0.9	0.5	1.4	1.3	0.3	0.7	0.9	0.1	0.2	0.5	1.4	3.2	-
6. 20-39	0.9	0.3	1.5	1.2	-	0.8	1.3	1.1	0.2	1.0	0.2	0.1	0.8	0.8	4.1	-
7. 40 or more	1.0	0.4	1.5	1.2	0.3	0.7	0.8	1.2	1.0	1.2	-	0.1	1.5	1.5	2.6	5.4
<i>Item 21230 Subject A01b</i>	<i>N</i> 2395	1059	1225	1468	273	456	520	898	521	1833	382	1240	533	196	339	36
B046C: . . . during the last 30 days?																
1. 0 occasions	96.2	98.2	95.0	95.6	99.0	96.3	95.8	96.4	96.1	96.1	97.8	99.1	96.8	92.4	87.7	84.1
2. 1-2	1.6	0.5	2.1	1.8	0.7	1.6	2.2	1.3	1.3	1.4	2.0	0.5	0.6	2.9	5.7	8.5
3. 3-5	0.6	0.3	0.7	0.5	-	0.2	0.4	0.6	1.0	0.6	-	0.1	0.6	2.7	1.3	-
4. 6-9	0.4	0.4	0.4	0.6	-	1.0	0.2	0.4	0.1	0.6	-	0.3	0.1	1.0	0.9	2.1
5. 10-19	0.6	0.3	0.9	0.8	0.4	0.8	0.8	0.6	0.4	0.7	0.1	*	0.6	0.9	2.9	-
6. 20-39	0.3	0.1	0.5	0.4	-	-	0.3	0.4	0.6	0.4	-	*	0.5	-	0.8	5.4
7. 40 or more	0.3	0.2	0.4	0.4	-	-	0.3	0.3	0.5	0.3	-	-	0.9	-	0.8	-
<i>Item 21240 Subject A01c</i>	<i>N</i> 2394	1061	1224	1467	273	456	518	899	521	1833	383	1238	532	196	341	36
B047: Some stay-awake pills can be sold legally without a doctor's prescription by drugstores, through the mail, etc. These non-prescription or "over-the-counter" drugs include No-Doz, Vivarin, Wake, Caffeine, and others.																
On how many occasions (if any) have you taken such non-prescription stay-awake pills . . .																
B047A: . . . in your lifetime?																
1. 0 occasions	87.7	88.6	86.9	84.2	98.1	90.1	83.3	88.8	87.9	88.3	83.8	95.3	91.1	80.6	63.3	44.4
2. 1-2	6.1	5.1	7.2	7.4	1.8	5.1	7.7	5.2	6.9	5.9	7.6	3.1	5.2	10.0	15.1	12.8
3. 3-5	2.2	2.3	2.2	3.2	-	2.4	2.3	2.4	1.5	2.1	3.4	0.9	1.7	4.1	5.9	7.5
4. 6-9	1.3	1.1	1.2	1.4	-	1.0	2.2	0.9	1.1	1.1	1.7	0.2	0.6	2.5	4.1	13.6
5. 10-19	1.1	1.3	0.7	1.4	0.1	0.3	1.6	0.9	1.5	1.1	0.8	*	0.9	1.5	4.6	4.3
6. 20-39	0.6	0.4	0.9	1.0	-	0.9	1.3	0.3	0.4	0.5	1.1	*	-	0.8	3.7	1.6
7. 40 or more	1.1	1.3	0.9	1.5	-	0.3	1.6	1.6	0.6	1.0	1.6	0.4	0.6	0.5	3.3	15.9
<i>Item 21250 Subject A01a</i>	<i>N</i> 2396	1058	1229	1470	273	457	518	901	521	1838	383	1236	533	198	344	37
B047B: . . . during the last 12 months?																
1. 0 occasions	92.4	92.2	92.9	90.5	99.2	94.3	89.1	92.6	93.7	92.9	90.5	97.5	94.7	88.4	75.5	62.7
2. 1-2	3.9	3.4	4.4	4.9	0.6	3.2	5.6	3.4	3.7	3.6	5.1	1.8	3.1	4.9	11.8	8.3
3. 3-5	1.5	2.1	0.9	2.0	0.1	1.1	2.6	1.5	0.7	1.4	1.8	0.3	1.4	2.9	4.7	4.7
4. 6-9	0.8	0.4	0.8	0.9	-	0.3	1.1	0.9	0.5	0.6	1.0	0.1	0.3	2.5	2.1	9.7
5. 10-19	0.7	1.0	0.4	0.8	-	0.6	0.9	0.4	1.1	0.7	0.8	0.1	0.3	0.5	3.4	2.1
6. 20-39	0.3	0.3	0.3	0.4	-	0.3	0.5	0.3	-	0.4	0.2	-	0.1	0.8	1.0	5.2
7. 40 or more	0.5	0.6	0.3	0.6	-	0.3	0.3	0.8	0.3	0.4	0.5	0.2	0.2	-	1.4	7.3
<i>Item 21260 Subject A01b</i>	<i>N</i> 2397	1058	1229	1470	273	457	519	900	521	1838	384	1236	534	198	345	36

*=less than .05 percent.

MONITORING THE FUTURE

QUESTIONNAIRE FORM 1 2007	TOTAL	SEX		RACE		REGION				COLLEGE PLANS?		ILLICIT DRUG USE: LIFETIME				
		M	F	White	Black	NE	NC	S	W	Yes	No	None	Mari- juana Only	Few Pills	More Pills	Any Her- oin
<i>N (Weighted No. of Cases):</i>	2541	1093	1251	1498	287	489	545	965	542	1879	397	1263	551	201	357	38
<i>% of Weighted Total:</i>	100.0	43.0	49.3	59.0	11.3	19.2	21.4	38.0	21.3	74.0	15.6	49.7	21.7	7.9	14.0	1.5
B047C: . . . during the last 30 days?																
1. 0 occasions	96.7	96.2	97.5	95.8	99.6	97.5	95.1	96.7	97.5	97.1	96.5	99.4	98.5	94.2	87.3	75.6
2. 1-2	2.0	2.0	1.6	2.6	0.4	1.8	3.2	1.8	1.3	1.5	2.8	0.2	0.9	5.2	7.4	14.9
3. 3-5	0.5	0.9	0.2	0.5	-	0.4	0.7	0.4	0.5	0.6	0.2	0.2	0.3	0.6	2.3	-
4. 6-9	0.3	0.4	0.3	0.5	-	-	0.5	0.2	0.7	0.3	0.4	0.1	0.1	-	1.5	2.1
5. 10-19	0.1	-	0.1	0.1	-	-	0.3	-	-	*	0.2	-	-	-	0.4	-
6. 20-39	0.2	0.1	0.2	0.1	-	0.3	0.1	0.2	-	0.2	-	-	-	-	0.9	2.5
7. 40 or more	0.3	0.4	0.1	0.4	-	-	0.1	0.7	-	0.3	-	0.2	0.2	-	0.3	4.8
<i>Item 21270 Subject A01c</i>	<i>N</i> 2396	1058	1229	1468	273	457	519	900	521	1838	383	1236	534	198	343	36
B048: In addition to non-prescription diet and stay-awake pills, there are other stimulants and pep pills which can be sold legally in most states without a prescription—usually by mail. These are sometimes called “fake pep pills,” “imitation speed,” or “look-alikes,” because they look like prescription amphetamines and sometimes have similar names. Other than the diet pills and stay-awake pills you have already told us about, on how many occasions (if any) have you taken other non-prescription stimulants or pep pills . . .																
B048A: . . . in your lifetime?																
1. 0 occasions	95.4	96.4	94.9	94.1	97.9	96.6	93.3	96.7	94.0	95.6	93.9	99.5	98.5	91.8	81.7	58.0
2. 1-2	2.1	1.3	2.6	2.8	1.4	1.8	2.2	1.7	3.2	2.0	3.4	0.5	0.8	6.1	6.4	11.5
3. 3-5	1.0	0.8	1.2	1.4	0.5	0.8	1.8	0.3	1.6	1.1	0.5	-	0.2	1.3	5.6	1.6
4. 6-9	0.6	0.7	0.5	0.7	0.2	0.6	0.2	0.8	0.7	0.4	1.4	-	-	-	2.5	16.7
5. 10-19	0.2	0.3	0.1	0.3	-	*	0.6	0.1	0.1	0.2	-	-	0.3	-	0.5	4.3
6. 20-39	0.4	0.2	0.5	0.5	-	0.1	0.9	0.2	0.3	0.4	0.4	-	-	-	2.0	4.7
7. 40 or more	0.3	0.3	0.3	0.3	-	0.2	1.0	0.2	0.1	0.2	0.4	-	0.2	0.7	1.4	3.2
<i>Item 21280 Subject A01a</i>	<i>N</i> 2386	1053	1227	1465	271	457	515	897	518	1832	380	1235	528	197	340	36
B048B: . . . during the last 12 months?																
1. 0 occasions	97.2	97.5	97.4	96.6	98.8	98.1	96.3	97.6	96.7	97.8	94.9	99.9	98.8	98.1	87.8	65.4
2. 1-2	1.6	1.3	1.6	2.2	1.2	0.6	2.0	1.6	2.0	1.3	3.4	0.1	0.7	1.9	7.5	9.9
3. 3-5	0.3	0.1	0.5	0.5	-	1.0	0.5	0.1	-	0.2	1.1	-	-	-	1.6	6.9
4. 6-9	0.4	0.6	0.2	0.2	-	-	0.4	0.4	0.8	0.4	0.2	-	-	-	1.4	12.2
5. 10-19	0.2	0.3	0.1	0.2	-	-	0.6	0.1	0.1	0.2	0.4	-	0.3	-	0.8	-
6. 20-39	0.2	0.1	0.2	0.2	-	0.3	0.1	-	0.3	0.2	-	-	-	-	0.6	4.5
7. 40 or more	0.1	0.1	-	0.1	-	-	0.1	0.2	-	*	-	-	0.2	-	0.3	1.1
<i>Item 21290 Subject A01b</i>	<i>N</i> 2390	1056	1227	1465	272	457	516	899	518	1833	381	1235	529	197	340	38
B048C: . . . during the last 30 days?																
1. 0 occasions	98.9	98.9	99.1	98.7	99.6	98.6	98.3	99.4	98.7	99.0	98.3	100.0	99.5	98.9	95.5	81.3
2. 1-2	0.7	0.5	0.5	0.7	0.4	0.9	0.7	0.2	1.2	0.6	1.3	-	-	1.1	2.8	11.8
3. 3-5	0.1	0.1	0.1	0.2	-	0.2	0.3	-	-	*	0.4	-	-	-	0.7	-
4. 6-9	0.2	0.2	0.3	0.3	-	0.2	0.4	0.2	0.1	0.3	-	-	0.3	-	0.6	5.8
5. 10-19	-	-	-	-	-	-	-	-	-	-	-	-	-	-	-	-
6. 20-39	0.1	0.1	*	*	-	0.1	0.1	-	-	0.1	-	-	-	-	0.4	-
7. 40 or more	0.1	0.1	-	0.1	-	-	0.1	0.1	-	*	-	-	0.2	-	-	1.1
<i>Item 21300 Subject A01c</i>	<i>N</i> 2388	1055	1227	1465	272	457	516	897	518	1833	381	1235	529	197	339	36
The next questions are about AMPHETAMINES, which doctors have prescribed to help people lose weight or to give people more energy. Drugstores are not supposed to sell them without a prescription from a doctor.																
Amphetamines are sometimes called: uppers, ups, speed, bennies, dexies, pep pills, diet pills, meth or crystal meth. They include the following drugs: Benzedrine, Dexedrine, Methedrine, Ritalin, Adderall, Concerta, Methamphetamine.																
IN YOUR ANSWERS ABOUT AMPHETAMINES, DO NOT INCLUDE ANY NON-PRESCRIPTION OR OVER-THE-COUNTER DRUGS.																

* = less than .05 percent.

QUESTIONNAIRE FORM 1 2007	TOTAL	SEX		RACE		REGION				COLLEGE PLANS?		ILLICIT DRUG USE: LIFETIME				
		M	F	White	Black	NE	NC	S	W	Yes	No	None	Mari- juana Only	Few Pills	More Pills	Any Her- oin
<i>N (Weighted No. of Cases):</i>	2541	1093	1251	1498	287	489	545	965	542	1879	397	1263	551	201	357	38
<i>% of Weighted Total:</i>	100.0	43.0	49.3	59.0	11.3	19.2	21.4	38.0	21.3	74.0	15.6	49.7	21.7	7.9	14.0	1.5
B049: Have you ever taken amphetamines because a doctor told you to use them?																
1. No	92.2	91.4	93.3	90.7	96.6	94.1	94.4	89.3	93.3	92.4	91.2	95.8	95.4	85.6	79.5	80.0
2. Yes, but I had already tried them on my own	1.7	1.2	1.9	2.0	1.3	1.4	1.2	2.3	1.4	1.6	1.2	0.1	-	1.4	8.9	16.4
3. Yes, and it was the first time I took any	6.1	7.5	4.8	7.4	2.1	4.5	4.4	8.3	5.3	5.9	7.6	4.1	4.6	13.0	11.6	3.6
<i>Item 2790 Subject A01j</i>	<i>N</i> 2392	1054	1233	1474	276	453	519	903	517	1838	381	1228	528	199	351	37
B050: On how many occasions (if any) have you taken amphetamines on your own—that is, without a doctor telling you to take them . . .																
B050A: . . . in your lifetime?																
1. 0 occasions	90.0	91.4	89.7	87.4	98.1	91.4	87.4	90.8	90.1	91.2	85.6	100.0	100.0	82.7	49.3	30.0
2. 1-2	2.9	2.0	3.3	3.8	0.7	4.1	3.5	2.6	1.7	2.6	4.0	-	-	17.3	8.8	10.8
3. 3-5	1.8	1.8	1.9	2.4	0.4	1.6	2.5	1.7	1.5	1.4	4.1	-	-	-	11.8	6.9
4. 6-9	1.9	2.0	1.5	2.3	-	1.1	2.6	1.4	2.6	1.5	2.9	-	-	-	11.0	15.3
5. 10-19	1.0	0.6	1.3	1.2	0.9	0.6	0.9	0.7	1.8	0.9	1.4	-	-	-	6.2	3.8
6. 20-39	1.0	0.7	1.0	1.2	-	1.0	0.8	1.3	0.5	0.9	0.8	-	-	-	5.5	10.7
7. 40 or more	1.4	1.5	1.3	1.8	-	0.3	2.2	1.5	1.6	1.4	1.2	-	-	-	7.4	22.5
<i>Item 980 Subject A01a</i>	<i>N</i> 2370	1044	1224	1461	272	450	518	893	510	1827	374	1225	517	197	347	38
B050B: . . . during the last 12 months?																
1. 0 occasions	93.8	94.1	94.1	92.3	98.7	94.7	91.1	94.6	94.2	94.3	92.4	100.0	100.0	93.8	66.5	48.0
2. 1-2	2.3	2.4	1.7	3.0	0.4	2.6	2.9	2.2	1.6	2.1	2.6	-	-	6.2	10.3	17.0
3. 3-5	1.1	1.4	0.9	1.5	-	0.7	2.5	0.6	0.7	0.8	2.2	-	-	-	6.8	4.2
4. 6-9	1.1	0.7	1.1	0.9	0.4	1.1	1.1	0.9	1.3	0.9	1.1	-	-	-	6.0	12.5
5. 10-19	0.8	0.6	1.0	0.9	0.5	0.6	1.2	0.6	0.8	0.7	1.3	-	-	-	5.0	3.5
6. 20-39	0.3	-	0.6	0.4	-	0.3	0.1	0.6	0.2	0.4	-	-	-	-	2.1	2.4
7. 40 or more	0.7	0.7	0.6	0.9	-	-	1.1	0.6	1.1	0.7	0.4	-	-	-	3.3	12.4
<i>Item 990 Subject A01b</i>	<i>N</i> 2373	1044	1227	1462	273	450	519	894	510	1828	376	1227	520	196	347	38
B050C: . . . during the last 30 days?																
1. 0 occasions	96.7	96.6	97.0	96.2	99.6	97.0	96.4	97.0	96.4	97.1	95.5	100.0	100.0	98.0	82.3	68.0
2. 1-2	1.7	2.1	1.2	1.8	0.4	2.0	1.8	1.1	2.4	1.4	3.0	-	-	2.0	9.6	8.3
3. 3-5	0.2	0.2	0.2	0.3	-	0.3	0.3	0.1	0.3	0.2	0.2	-	-	-	1.1	3.9
4. 6-9	0.6	0.6	0.6	0.8	-	0.3	0.4	1.0	0.1	0.5	0.8	-	-	-	2.3	13.6
5. 10-19	0.4	0.4	0.4	0.5	-	0.3	0.5	0.6	-	0.5	0.2	-	-	-	2.0	5.1
6. 20-39	0.2	0.1	0.3	0.2	-	-	-	0.2	0.5	0.2	0.4	-	-	-	1.4	-
7. 40 or more	0.2	*	0.2	0.2	-	-	0.5	0.1	0.2	0.2	-	-	-	-	1.2	1.1
<i>Item 1000 Subject A01c</i>	<i>N</i> 2372	1044	1228	1462	273	450	518	894	510	1828	377	1227	519	195	348	38
IF YOU HAVE NOT TAKEN AMPHETAMINES IN THE LAST TWELVE MONTHS, GO TO Q.B059.																
THE FOLLOWING QUESTIONS REFER ONLY TO TAKING AMPHETAMINES WITHOUT A DOCTOR'S ORDERS. IF YOU HAVE NOT DONE THIS IN THE LAST TWELVE MONTHS, GO TO Q.B059.																
B051: When you used amphetamines during the last year, how often did you use them in each of the following situations?																
B051A: When you were alone																
1. Not at all	35.8	43.6	27.2	38.2	-	50.2	38.4	29.0	32.5	33.9	36.7	-	-	62.1	35.0	24.4
2. A few of the times	22.3	18.6	24.2	22.1	33.3	24.4	15.6	24.3	27.9	19.4	32.2	-	-	17.2	21.7	28.8
3. Some of the times	8.8	12.2	7.7	6.6	-	5.9	9.6	7.7	11.8	10.1	5.3	-	-	-	7.7	20.6
4. Most of the times	14.1	11.5	15.8	16.4	-	6.3	15.5	19.1	9.1	14.6	13.0	-	-	-	13.4	26.3
5. Every time	18.9	14.1	25.1	16.7	66.7	13.2	21.0	19.8	18.7	22.1	12.8	-	-	20.8	22.1	-
<i>Item 2800 Subject A05a</i>	<i>N†</i> 148	62	71	113	4	22	46	50	29	105	28	-	-	12	115	20

* = less than .05 percent. † = excludes respondents for whom question was inappropriate.

MONITORING THE FUTURE

QUESTIONNAIRE FORM 1 2007	TOTAL	SEX		RACE		REGION				COLLEGE PLANS?		ILLCIT DRUG USE: LIFETIME					
		M	F	White	Black	NE	NC	S	W	Yes	No	None	Mari- juana Only	Few Pills	More Pills	Any Her- oin	
<i>N (Weighted No. of Cases):</i>	2541	1093	1251	1498	287	489	545	965	542	1879	397	1263	551	201	357	38	
<i>% of Weighted Total:</i>	100.0	43.0	49.3	59.0	11.3	19.2	21.4	38.0	21.3	74.0	15.6	49.7	21.7	7.9	14.0	1.5	
B051B: With just 1 or 2 other people																	
1. Not at all	32.3	31.1	35.4	32.5	66.7	33.4	36.3	29.5	29.8	34.1	30.7	-	-	52.6	35.3	-	
2. A few of the times	25.9	24.4	26.4	25.7	33.3	41.0	16.3	25.9	29.4	26.4	20.1	-	-	36.4	26.4	15.5	
3. Some of the times	16.8	14.7	20.8	19.6	-	3.2	24.9	17.9	13.0	17.2	20.1	-	-	6.3	12.8	49.5	
4. Most of the times	11.4	19.5	5.8	10.7	-	16.9	12.4	10.3	7.6	11.2	17.7	-	-	-	11.8	17.2	
5. Every time	13.5	10.3	11.6	11.4	-	5.5	10.1	16.4	20.1	11.1	11.3	-	-	4.6	13.8	17.8	
<i>Item 2810 Subject A05b</i>	<i>N†</i>	146	61	71	113	4	22	46	48	29	105	28	-	-	12	115	18
B051C: At a party																	
1. Not at all	56.5	48.9	64.9	55.5	66.7	65.3	58.5	51.6	55.2	58.3	56.7	-	-	74.2	60.3	22.8	
2. A few of the times	17.1	20.2	13.4	19.8	33.3	16.1	14.6	18.8	19.1	16.4	18.0	-	-	19.5	15.4	26.0	
3. Some of the times	12.7	15.4	10.4	12.5	-	10.1	17.9	6.6	16.6	12.9	8.5	-	-	6.3	11.1	26.0	
4. Most of the times	11.3	12.7	10.0	10.6	-	4.9	9.0	17.5	9.1	10.8	13.3	-	-	-	10.1	25.2	
5. Every time	2.4	2.9	1.3	1.6	-	3.6	-	5.6	-	1.6	3.6	-	-	-	3.1	-	
<i>Item 2820 Subject A05c</i>	<i>N†</i>	147	62	71	113	4	22	46	50	29	105	28	-	-	12	115	20
B051D: When your date or spouse was present																	
1. Not at all	72.7	77.7	72.2	76.5	66.7	87.1	81.3	58.6	71.3	75.0	66.7	-	-	95.4	77.9	25.7	
2. A few of the times	9.9	11.5	7.7	8.9	33.3	9.7	3.0	15.9	11.3	9.4	16.7	-	-	-	8.1	27.6	
3. Some of the times	9.5	6.6	13.2	10.2	-	3.2	12.6	10.4	8.3	10.6	8.5	-	-	-	7.1	31.0	
4. Most of the times	2.7	3.3	1.3	2.6	-	-	-	6.3	3.3	2.8	-	-	-	-	0.9	15.7	
5. Every time	5.1	1.0	5.7	1.8	-	-	3.2	8.9	5.8	2.3	8.1	-	-	4.6	6.0	-	
<i>Item 2830 Subject A05b</i>	<i>N†</i>	145	60	71	112	4	22	46	48	29	104	28	-	-	12	114	18
B051E: When people over age 30 were present																	
1. Not at all	66.8	59.0	72.9	67.6	66.7	82.0	68.9	58.3	66.5	70.1	51.9	-	-	100.0	68.8	34.1	
2. A few of the times	12.7	14.1	11.1	11.5	33.3	15.6	8.8	13.2	15.7	11.6	19.8	-	-	-	10.3	34.9	
3. Some of the times	10.3	14.9	8.3	11.0	-	2.4	17.7	11.6	2.6	9.0	16.9	-	-	-	10.3	17.3	
4. Most of the times	5.5	4.5	5.9	5.7	-	-	-	13.3	5.0	4.0	10.0	-	-	-	4.7	13.8	
5. Every time	4.7	7.6	1.8	4.2	-	-	4.6	3.6	10.3	5.4	1.4	-	-	-	6.0	-	
<i>Item 2840 Subject A05b</i>	<i>N†</i>	147	62	71	113	4	22	46	50	29	105	28	-	-	12	115	20
B051F: During the daytime (before 4:00 p.m.)																	
1. Not at all	27.6	31.7	21.9	25.7	-	36.0	20.1	28.1	32.1	26.7	30.0	-	-	72.9	24.6	16.0	
2. A few of the times	16.9	15.0	17.2	17.0	33.3	28.0	20.3	13.2	8.8	14.2	27.8	-	-	-	20.0	9.1	
3. Some of the times	24.1	27.6	24.2	25.8	-	12.3	35.9	25.2	13.0	29.3	11.8	-	-	20.1	20.2	50.6	
4. Most of the times	12.7	10.4	17.0	14.3	-	9.5	9.7	16.6	13.6	10.9	15.1	-	-	-	13.7	15.1	
5. Every time	18.7	15.2	19.7	17.2	66.7	14.2	13.9	16.9	32.4	18.9	15.2	-	-	7.0	21.5	9.2	
<i>Item 2850 Subject A05c</i>	<i>N†</i>	145	61	71	113	4	22	45	47	29	104	28	-	-	12	114	18
B051G: At your home (or apartment or dorm)																	
1. Not at all	24.7	29.0	16.7	24.2	-	17.8	33.1	20.4	23.8	21.1	24.9	-	-	61.2	24.3	2.7	
2. A few of the times	20.1	16.5	20.8	18.5	33.3	42.6	16.3	15.0	17.1	16.8	31.1	-	-	14.0	17.8	38.8	
3. Some of the times	20.1	23.0	21.4	22.5	-	7.4	22.1	27.8	13.9	23.6	9.4	-	-	6.3	20.5	26.6	
4. Most of the times	12.4	12.2	14.2	14.7	-	12.6	9.6	15.6	11.2	13.3	13.1	-	-	-	11.1	28.7	
5. Every time	22.7	19.3	26.8	20.1	66.7	19.5	18.9	21.1	34.0	25.2	21.5	-	-	18.4	26.3	3.2	
<i>Item 2860 Subject A05c</i>	<i>N†</i>	146	61	71	113	4	22	46	48	29	105	28	-	-	12	115	18
B051H: At school																	
1. Not at all	53.1	55.4	54.0	52.5	66.7	54.6	56.2	52.8	47.6	53.3	64.0	-	-	82.5	54.9	22.1	
2. A few of the times	19.0	15.2	20.5	19.1	33.3	14.6	16.4	22.3	21.0	19.7	19.0	-	-	-	18.2	36.7	
3. Some of the times	14.5	17.0	15.0	16.2	-	19.1	13.9	13.8	13.0	14.9	8.9	-	-	-	14.0	27.1	
4. Most of the times	8.0	9.4	6.1	8.1	-	5.9	8.6	4.8	14.3	8.5	1.4	-	-	7.0	7.2	14.1	
5. Every time	5.4	3.0	4.4	4.2	-	5.9	4.9	6.3	4.2	3.7	6.7	-	-	10.5	5.7	-	
<i>Item 2880 Subject A05c</i>	<i>N†</i>	146	61	71	113	4	22	46	48	29	105	28	-	-	12	115	18
B051I: In a car																	
1. Not at all	59.2	56.3	64.2	61.5	26.5	81.1	56.5	50.1	62.0	61.1	62.5	-	-	84.9	63.2	16.9	
2. A few of the times	17.5	30.3	7.5	18.6	33.3	8.7	29.9	17.8	4.2	15.4	24.6	-	-	-	19.2	18.4	
3. Some of the times	13.8	9.9	18.6	14.4	40.2	3.2	13.7	15.1	19.8	16.5	6.6	-	-	-	9.4	50.6	
4. Most of the times	5.5	2.6	5.1	4.6	-	7.0	-	6.3	11.5	5.0	-	-	-	-	4.7	14.1	
5. Every time	4.1	0.9	4.6	0.9	-	-	-	10.8	2.6	2.0	6.3	-	-	15.1	3.6	-	
<i>Item 2890 Subject A05c</i>	<i>N†</i>	147	61	72	114	4	22	46	49	29	105	28	-	-	12	116	18

†=excludes respondents for whom question was inappropriate.

DESCRIPTIVE RESULTS: 2007

71

QUESTIONNAIRE FORM 1 2007	TOTAL	SEX		RACE		REGION				COLLEGE PLANS?		ILLICIT DRUG USE: LIFETIME				
		M	F	White	Black	NE	NC	S	W	Yes	No	None	Mari- juana Only	Few Pills	More Pills	Any Her- oin
<i>N (Weighted No. of Cases):</i>	2541	1093	1251	1498	287	489	545	965	542	1879	397	1263	551	201	357	38
<i>% of Weighted Total:</i>	100.0	43.0	49.3	59.0	11.3	19.2	21.4	38.0	21.3	74.0	15.6	49.7	21.7	7.9	14.0	1.5
B052: Where did you get the amphetamines you used without a doctor's orders during the last year? (Mark all that apply.)																
A. Bought on the Internet	3.1	2.9	2.5	2.4	-	-	-	9.1	-	2.1	4.9	-	-	-	2.7	7.1
B. Took from friend or relative without asking	16.5	8.7	22.0	18.8	33.3	10.3	26.6	10.9	14.5	18.5	13.6	-	-	-	17.1	22.3
C. Given for free by friend or relative	56.8	53.1	61.5	63.2	-	62.1	62.7	53.8	48.3	58.4	57.2	-	-	45.7	56.2	66.7
D. Bought from friend or relative	42.5	45.6	35.2	41.1	33.3	44.5	45.3	38.9	42.6	38.6	49.4	-	-	4.2	44.7	51.7
E. From a prescription I had	15.4	12.1	16.7	12.9	33.3	6.5	5.9	18.2	33.5	14.6	19.7	-	-	13.0	14.1	24.6
F. Bought from drug dealer/stranger	27.4	31.1	21.3	23.6	40.2	15.7	23.3	30.8	37.6	24.1	26.0	-	-	5.2	28.5	33.9
G. Other method	19.0	20.0	19.6	19.2	26.5	16.3	28.1	19.9	4.4	21.1	7.7	-	-	32.0	19.3	9.8
<i>Item 31690-31750 Subject A01n N†</i>	144	60	72	112	4	22	46	49	28	104	27	-	-	11	114	19
B053: What have been the most important reasons for your taking amphetamines without a doctor's orders? (Mark all that apply.)																
A. To experiment—to see what it's like	53.0	60.3	44.7	52.4	33.3	45.7	60.0	45.6	60.6	52.7	51.2	-	-	59.2	53.1	48.9
B. To relax or relieve tension	28.1	21.3	33.5	25.1	73.5	16.1	24.7	25.0	47.9	28.0	27.9	-	-	14.7	28.5	34.1
C. To feel good or get high	46.6	43.7	44.9	44.8	33.3	27.6	43.5	51.7	57.3	43.6	49.5	-	-	14.7	46.5	66.7
D. To seek deeper insights and understanding	19.2	23.7	14.4	17.3	33.3	2.7	15.4	24.6	28.3	18.6	17.0	-	-	13.3	16.9	35.5
E. To have a good time with my friends	36.7	40.4	33.1	35.8	-	26.2	36.8	33.4	50.4	35.2	34.4	-	-	14.7	38.0	42.7
F. To fit in with a group I like	3.6	3.9	1.1	1.9	-	-	4.5	6.4	-	2.0	2.7	-	-	-	3.0	9.0
G. To get away from my problems or troubles	19.3	11.1	21.5	16.0	-	4.9	13.5	25.3	28.8	17.8	15.8	-	-	4.6	19.5	27.0
H. Because of boredom, nothing else to do	26.7	24.6	25.6	22.9	73.5	17.0	31.4	21.1	36.7	23.5	36.3	-	-	4.6	26.8	39.6
I. Because of anger or frustration	10.6	4.8	10.6	5.9	-	7.6	6.0	11.5	18.7	8.1	10.3	-	-	-	11.0	14.9
J. To get through the day	23.0	19.2	25.4	25.0	-	12.9	11.2	34.2	29.9	23.9	23.3	-	-	18.6	21.0	37.1
K. To increase the effects of some other drug(s)	13.2	18.6	10.0	13.3	-	15.0	4.8	18.4	15.8	12.8	11.7	-	-	4.6	14.7	10.1
L. To decrease (offset) the effects of some other drug(s)	6.0	3.3	8.3	4.8	-	-	6.1	5.7	10.8	6.1	6.0	-	-	-	5.4	12.9
M. To stay awake	44.6	41.6	47.6	49.9	-	37.2	44.7	46.5	46.9	45.4	43.0	-	-	7.0	47.2	53.0
N. To get more energy	53.6	50.6	58.3	57.8	40.2	46.4	59.1	50.9	54.9	58.4	42.1	-	-	10.7	57.4	57.5
O. To help me lose weight	34.3	16.1	50.0	33.2	66.7	27.3	34.2	41.1	27.9	41.3	14.8	-	-	22.2	38.4	18.1
P. Because I am "hooked"—I feel I have to have them	5.2	4.0	7.3	6.8	-	-	5.9	4.6	9.1	7.0	1.6	-	-	-	2.7	22.4
<i>Item 2940-3090 Subject A06a N†</i>	149	62	72	114	4	22	46	51	29	105	28	-	-	12	116	20
B054: When you take amphetamines, how high do you usually get?																
1. Not at all high	16.7	14.6	18.8	17.6	-	17.8	12.3	21.3	14.6	18.9	9.6	-	-	22.4	17.9	4.6
2. A little high	18.9	17.9	15.8	18.9	33.3	40.9	14.5	18.0	10.8	18.9	13.1	-	-	14.1	20.0	17.1
3. Moderately high	33.5	37.4	33.2	35.5	-	22.0	43.9	30.3	32.0	34.4	39.1	-	-	9.4	33.1	52.0
4. Very high	12.3	13.7	9.7	10.2	-	8.0	9.1	12.8	19.5	11.1	13.4	-	-	24.7	9.6	21.7
5. I don't take them to get high	18.6	16.5	22.6	17.9	66.7	11.3	20.3	17.6	23.1	16.7	24.7	-	-	29.4	19.4	4.5
<i>Item 3100 Subject A01e N†</i>	149	62	72	114	4	22	45	51	30	106	28	-	-	11	115	20
B055: When you take amphetamines, how long do you usually stay high?																
1. Usually don't get high	28.0	23.3	34.3	26.7	66.7	20.2	25.0	33.5	28.8	29.5	22.2	-	-	45.6	28.8	7.1
2. One to two hours	21.6	18.8	20.0	20.8	33.3	32.6	18.4	23.0	15.6	17.9	30.5	-	-	14.1	22.9	19.7
3. Three to six hours	24.7	23.9	27.4	26.4	-	25.1	24.1	22.1	29.7	25.7	30.9	-	-	15.6	25.0	30.1
4. Seven to 24 hours	18.4	26.1	10.5	19.6	-	22.1	25.6	15.1	10.5	19.0	9.0	-	-	24.7	16.3	28.4
5. More than 24 hours	7.4	7.9	7.7	6.6	-	-	6.9	6.3	15.5	8.0	7.3	-	-	-	6.9	14.7
<i>Item 3110 Subject A01f N†</i>	148	62	72	114	4	22	45	51	30	105	28	-	-	11	115	20

†=excludes respondents for whom question was inappropriate.

QUESTIONNAIRE FORM 1 2007	TOTAL	SEX		RACE		REGION				COLLEGE PLANS?		ILLCIT DRUG USE: LIFETIME				
		M	F	White	Black	NE	NC	S	W	Yes	No	None	Mari- juana Only	Few Pills	More Pills	Any Her- oin
<i>N (Weighted No. of Cases):</i>	2541	1093	1251	1498	287	489	545	965	542	1879	397	1263	551	201	357	38
<i>% of Weighted Total:</i>	100.0	43.0	49.3	59.0	11.3	19.2	21.4	38.0	21.3	74.0	15.6	49.7	21.7	7.9	14.0	1.5
B056: What amphetamines have you taken during the last year without a doctor's orders? (Mark all that apply.)																
A. Benzedrine	7.4	7.3	8.7	9.2	-	3.2	4.6	7.7	14.8	10.2	-	-	-	-	7.5	11.3
B. Dexedrine	6.7	5.9	6.7	4.2	33.3	3.2	2.6	5.8	17.4	5.4	14.9	-	-	-	4.3	23.2
C. Methedrine	3.3	3.8	2.3	2.4	-	-	4.2	5.9	-	2.2	8.9	-	-	-	2.3	10.6
D. Ritalin (Methylphenidate)	28.2	37.6	24.1	31.6	-	36.3	37.4	22.5	16.6	29.1	24.0	-	-	14.1	28.3	36.7
E. Adderall	46.5	51.4	43.4	53.1	-	56.6	57.4	42.9	27.1	48.9	36.8	-	-	25.3	46.9	57.6
F. Concerta	12.6	14.5	10.9	13.1	-	9.1	30.4	4.6	-	14.9	6.5	-	-	17.6	12.4	11.6
G. Methamphetamine	19.2	19.9	20.9	17.9	-	-	28.8	18.8	19.8	19.6	27.3	-	-	-	19.2	30.8
H. Crystal meth	18.2	19.6	15.9	14.7	-	-	21.1	12.0	37.9	13.9	33.5	-	-	-	15.9	40.9
I. Other	23.3	19.2	27.9	19.7	26.5	23.3	22.2	22.1	27.2	23.8	28.1	-	-	30.0	25.2	10.2
J. Don't know the names of some amphetamines I have used	22.9	6.7	38.2	25.3	40.2	22.3	33.2	16.1	17.9	28.1	8.1	-	-	13.0	23.4	22.7
<i>Item 3120-3150, 3180-3200, 31760-31770 Subject A01I</i> <i>N†</i>	144	60	72	111	4	22	46	47	29	104	27	-	-	11	112	20
B057: What methods have you used for taking amphetamines during the last year? (Mark all that apply.)																
A. By mouth	79.4	77.4	82.2	82.1	66.7	93.0	85.4	74.6	67.9	83.1	69.2	-	-	87.0	84.6	49.0
B. Smoking	19.0	21.5	16.6	15.8	33.3	-	30.3	10.6	29.6	15.3	31.3	-	-	7.1	15.0	48.5
C. Injection	2.4	2.0	3.2	2.0	-	-	2.1	1.8	5.6	2.6	3.0	-	-	-	0.8	13.1
D. Other	30.1	32.7	28.2	31.9	-	26.7	29.8	27.9	36.4	33.0	13.2	-	-	13.0	29.5	40.2
<i>Item 3210-3230 Subject A05d</i> <i>N†</i>	147	62	72	114	4	22	46	49	30	105	28	-	-	11	115	20
B058: Have you ever tried to stop using amphetamines and found that you couldn't stop?																
1. Yes	8.7	6.6	9.8	5.6	-	2.7	3.6	5.5	26.0	8.8	7.3	-	-	-	7.4	21.6
2. No	91.3	93.4	90.2	94.4	100.0	97.3	96.4	94.5	74.0	91.2	92.7	-	-	100.0	92.6	78.4
<i>Item 3240 Subject A01i</i> <i>N†</i>	148	62	73	113	4	22	44	51	30	104	28	-	-	13	114	20
B059: Do you think you will be using amphetamines without a doctor's orders five years from now?																
1. I definitely will	1.0	1.0	0.9	0.8	1.8	1.1	0.8	1.3	0.6	0.8	1.2	0.4	0.6	-	2.2	14.2
2. I probably will	2.2	1.8	2.3	2.0	1.2	1.3	2.6	2.0	3.0	2.2	1.8	0.3	0.4	0.5	12.3	10.3
3. I probably will not	13.6	12.9	14.0	15.5	4.9	17.6	15.1	10.7	13.8	13.6	12.9	8.0	11.7	21.7	33.6	22.9
4. I definitely will not	83.2	84.3	82.8	81.7	92.1	80.0	81.5	86.1	82.7	83.4	84.2	91.3	87.3	77.8	51.9	52.5
<i>Item 3250 Subject A04a</i> <i>N</i>	2331	1037	1202	1447	263	445	509	871	506	1793	381	1214	503	194	331	37
The next questions are about QUAALUDES (Methaqualone).																
Quaaludes are sometimes called: soapers, quads, ludes.																
B060: On how many occasions (if any) have you taken quaaludes on your own—that is, without a doctor telling you to take them . . .																
B060A: . . . in your lifetime?																
1. 0 occasions	99.0	98.8	99.6	99.2	99.5	99.7	98.9	98.8	98.8	99.3	97.5	100.0	100.0	99.4	95.9	78.2
2. 1-2	0.3	0.2	0.1	0.3	0.5	0.3	0.2	0.1	0.6	0.1	1.0	-	-	0.6	1.1	3.2
3. 3-5	0.3	0.3	0.1	0.3	-	-	0.4	0.6	-	0.1	1.2	-	-	-	1.5	5.9
4. 6-9	0.2	0.4	-	-	-	-	-	0.1	0.7	0.2	-	-	-	-	0.8	4.8
5. 10-19	0.2	0.2	0.1	0.2	-	-	0.5	0.2	-	0.2	0.2	-	-	-	0.5	6.9
6. 20-39	-	-	-	-	-	-	-	-	-	-	-	-	-	-	-	-
7. 40 or more	*	*	*	*	-	-	0.1	0.1	-	*	0.1	-	-	-	0.1	1.0
<i>Item 1010 Subject A01a</i> <i>N</i>	2359	1046	1220	1462	270	449	509	881	519	1822	375	1219	519	197	338	38

* = less than .05 percent. † = excludes respondents for whom question was inappropriate.

DESCRIPTIVE RESULTS: 2007

73

QUESTIONNAIRE FORM 1 2007	TOTAL	SEX		RACE		REGION				COLLEGE PLANS?		ILLICIT DRUG USE: LIFETIME				
		M	F	White	Black	NE	NC	S	W	Yes	No	None	Mari- juana Only	Few Pills	More Pills	Any Her- oin
<i>N (Weighted No. of Cases):</i>	2541	1093	1251	1498	287	489	545	965	542	1879	397	1263	551	201	357	38
<i>% of Weighted Total:</i>	100.0	43.0	49.3	59.0	11.3	19.2	21.4	38.0	21.3	74.0	15.6	49.7	21.7	7.9	14.0	1.5
B060B: . . . during the last 12 months?																
1. 0 occasions	99.5	99.4	99.8	99.7	99.5	100.0	99.3	99.6	99.1	99.6	98.5	100.0	100.0	100.0	97.3	91.4
2. 1-2	0.2	0.2	0.1	0.2	0.5	-	0.4	0.2	0.2	0.1	0.6	-	-	-	1.2	3.3
3. 3-5	0.1	-	0.1	0.1	-	-	0.3	0.1	-	-	0.7	-	-	-	0.6	2.1
4. 6-9	0.2	0.3	-	-	-	-	-	-	0.7	0.2	-	-	-	-	0.8	2.1
5. 10-19	-	-	-	-	-	-	-	-	-	-	-	-	-	-	-	-
6. 20-39	*	*	-	-	-	-	0.1	-	-	*	-	-	-	-	-	1.1
7. 40 or more	*	-	*	*	-	-	-	0.1	-	-	0.1	-	-	-	0.1	-
<i>Item 1020 Subject A01b</i>	<i>N</i>	2361	1045	1223	1463	451	511	879	519	1823	377	1219	520	197	338	36
B060C: . . . during the last 30 days?																
1. 0 occasions	99.6	99.6	99.8	99.9	99.5	100.0	99.6	99.7	99.1	99.7	98.8	100.0	100.0	100.0	98.2	91.4
2. 1-2	0.3	0.3	0.1	0.1	0.5	-	0.3	0.1	0.8	0.2	0.7	-	-	-	1.3	5.5
3. 3-5	0.1	-	-	-	-	-	-	0.1	-	-	0.3	-	-	-	0.4	-
4. 6-9	*	0.1	-	-	-	-	-	-	0.1	*	-	-	-	-	-	2.1
5. 10-19	*	*	-	-	-	-	0.1	-	-	*	-	-	-	-	-	1.1
6. 20-39	-	-	-	-	-	-	-	-	-	-	-	-	-	-	-	-
7. 40 or more	*	-	*	*	-	-	-	0.1	-	-	0.1	-	-	-	0.1	-
<i>Item 1030 Subject A01c</i>	<i>N</i>	2361	1045	1223	1463	451	511	879	519	1823	377	1219	520	197	338	36
The next questions are about SEDATIVES, including BARBITURATES, which doctors sometimes prescribe to help people relax or get to sleep. Drugstores are not supposed to sell them without a prescription.																
Sedatives are sometimes called: downs, downers. They include the following drugs: Phenobarbital, Seconal, Tuinal, Ambien, Lunesta, Sonata.																
B061: Have you ever taken sedatives because a doctor told you to use them?																
1. No	94.1	95.4	93.2	92.9	97.6	95.4	93.3	93.9	94.1	94.3	93.7	97.2	97.1	89.6	83.1	73.2
2. Yes, but I had already tried them on my own	1.3	0.8	1.5	1.4	1.2	1.0	1.4	1.0	1.9	1.2	0.8	-	-	1.8	6.1	14.6
3. Yes, and it was the first time I took any	4.6	3.8	5.2	5.7	1.2	3.7	5.3	5.1	4.0	4.5	5.6	2.8	2.9	8.7	10.8	12.2
<i>Item 3282 Subject A01j</i>	<i>N</i>	2343	1033	1222	1458	449	510	871	513	1816	376	1209	516	194	341	37
B062: On how many occasions (if any) have you taken sedatives on your own—that is, without a doctor telling you to take them . . .																
B062A: . . . in your lifetime?																
1. 0 occasions	92.9	94.3	92.1	92.2	96.5	95.6	91.4	93.2	91.4	92.8	95.0	100.0	100.0	78.6	67.8	52.9
2. 1-2	3.0	2.2	3.5	2.8	2.4	2.2	3.5	2.9	3.3	2.7	3.2	-	-	21.4	7.8	6.9
3. 3-5	1.1	0.9	1.3	1.5	0.5	0.7	1.8	0.9	1.0	1.2	0.8	-	-	-	7.3	1.6
4. 6-9	1.2	1.6	0.7	1.2	0.5	0.4	1.0	1.0	2.4	1.2	0.2	-	-	-	6.7	14.8
5. 10-19	0.6	0.3	0.9	0.8	-	0.2	0.8	1.0	0.2	0.7	0.6	-	-	-	3.5	6.4
6. 20-39	0.2	0.1	0.2	0.2	-	0.3	0.1	-	0.4	0.2	-	-	-	-	1.1	-
7. 40 or more	1.1	0.7	1.4	1.3	-	0.7	1.3	1.0	1.4	1.2	0.1	-	-	-	5.8	17.4
<i>Item 1042 Subject A01a</i>	<i>N</i>	2346	1034	1222	1462	451	511	871	513	1816	373	1215	515	194	337	37
B062B: . . . during the last 12 months?																
1. 0 occasions	95.4	96.8	94.4	94.8	97.2	97.2	94.0	95.8	94.6	95.2	97.1	100.0	100.0	92.1	76.3	66.2
2. 1-2	2.2	1.5	2.7	2.7	1.9	1.9	3.7	1.5	2.3	2.0	2.4	-	-	7.9	10.4	5.5
3. 3-5	0.7	0.1	1.0	0.7	0.9	-	0.5	1.4	0.1	0.7	0.3	-	-	-	4.4	1.6
4. 6-9	0.6	0.9	0.2	0.5	-	-	0.8	0.1	1.7	0.6	0.2	-	-	-	3.4	4.8
5. 10-19	0.5	0.2	0.8	0.6	-	0.6	0.2	0.7	0.6	0.6	-	-	-	-	2.1	15.9
6. 20-39	0.4	0.3	0.5	0.6	-	0.2	0.7	0.2	0.8	0.6	-	-	-	-	2.9	1.2
7. 40 or more	0.1	*	0.2	0.1	-	-	0.2	0.3	-	0.2	-	-	-	-	0.4	4.8
<i>Item 1052 Subject A01b</i>	<i>N</i>	2346	1034	1222	1462	451	511	870	514	1816	373	1215	515	195	336	36

*=less than .05 percent.

QUESTIONNAIRE FORM 1 2007	TOTAL	SEX		RACE		REGION				COLLEGE PLANS?		ILLICIT DRUG USE: LIFETIME				
		M	F	White	Black	NE	NC	S	W	Yes	No	None	Mari- juana Only	Few Pills	More Pills	Any Her- oin
<i>N (Weighted No. of Cases):</i>	2541	1093	1251	1498	287	489	545	965	542	1879	397	1263	551	201	357	38
<i>% of Weighted Total:</i>	100.0	43.0	49.3	59.0	11.3	19.2	21.4	38.0	21.3	74.0	15.6	49.7	21.7	7.9	14.0	1.5
B062C: . . . during the last 30 days?																
1. 0 occasions	97.6	98.3	97.0	97.1	99.2	98.3	97.2	97.6	97.2	97.4	98.9	100.0	100.0	97.1	87.0	78.7
2. 1-2	1.3	1.3	1.4	1.7	0.8	1.0	1.9	1.0	1.6	1.4	0.9	-	-	2.9	6.6	10.0
3. 3-5	0.5	-	0.9	0.6	-	-	0.7	0.8	0.5	0.6	-	-	-	-	3.7	-
4. 6-9	0.3	0.1	0.5	0.2	-	0.5	-	0.4	0.1	0.3	-	-	-	-	1.2	6.4
5. 10-19	0.1	0.3	-	0.2	-	-	-	-	0.6	0.2	-	-	-	-	0.9	-
6. 20-39	0.1	-	0.1	0.1	-	0.2	0.1	-	-	0.1	-	-	-	-	0.5	-
7. 40 or more	0.1	*	0.1	0.1	-	-	0.1	0.2	-	0.1	0.1	-	-	-	0.1	4.8
<i>Item 1062 Subject A01c</i>	<i>N</i> 2345	1033	1223	1463	265	451	511	870	512	1815	373	1215	515	194	337	36
THE FOLLOWING QUESTION REFERS ONLY TO TAKING SEDATIVES WITHOUT A DOCTOR'S ORDERS. IF YOU HAVE NOT DONE THIS IN THE LAST TWELVE MONTHS, GO TO QUESTION B064.																
B063: What sedatives have you taken during the last year without a doctor's orders? (Mark all that apply.)																
A. Phenobarbital	2.3	5.2	1.3	2.6	-	-	4.2	-	4.5	1.9	8.8	-	-	-	1.2	9.6
B. Seconal	2.6	1.5	-	-	23.8	-	1.4	2.5	5.7	0.5	13.0	-	-	-	-	11.3
C. Tuinal	1.2	1.5	1.3	1.2	-	-	4.1	-	-	1.6	-	-	-	-	1.2	2.8
D. Ambien	37.2	42.7	38.5	38.6	28.8	34.9	37.3	23.1	61.9	38.8	54.5	-	-	22.3	43.3	24.0
E. Lunesta	20.1	28.4	17.9	23.2	-	27.6	20.7	18.5	18.7	15.5	33.3	-	-	-	21.8	31.3
F. Sonata	5.2	2.3	5.6	5.1	-	-	4.9	6.5	5.7	3.6	15.1	-	-	11.1	3.0	10.8
G. Other	51.6	34.7	58.8	45.8	47.3	79.4	38.9	64.9	34.1	50.6	63.7	-	-	33.6	57.7	41.8
H. Don't know the names of some sedatives I have used	17.2	24.4	16.4	20.1	28.4	-	41.5	6.9	9.7	21.3	8.8	-	-	33.0	16.7	7.0
<i>Item 3611, 3621, 3631, 3691, 3701, 31780-31800 Subject A01l</i>	<i>N†</i> 96	26	62	68	5	9	29	36	21	74	9	-	-	13	68	14
B064: Do you think you will be using sedatives without a doctor's prescription five years from now?																
1. I definitely will	0.9	1.0	0.5	0.8	0.1	0.3	1.4	1.2	0.4	0.7	0.8	0.1	0.5	-	3.6	11.1
2. I probably will	2.4	1.0	3.4	2.2	1.7	2.7	3.2	1.9	2.0	2.4	1.8	0.3	1.2	5.3	8.4	17.7
3. I probably will not	15.7	16.1	15.9	17.2	10.3	17.2	17.7	13.6	16.2	16.2	14.2	10.0	14.0	24.5	35.3	29.2
4. I definitely will not	81.0	81.9	80.3	79.8	87.9	79.9	77.7	83.2	81.4	80.7	83.2	89.5	84.3	70.2	52.7	42.0
<i>Item 3722 Subject A04a</i>	<i>N</i> 2303	1026	1191	1440	261	436	505	861	501	1770	378	1201	502	193	322	35
The next questions are about TRANQUILIZERS, which doctors sometimes prescribe to calm people down, quiet their nerves, or relax their muscles.																
They include the following drugs: Librium, Valium, Xanax, Soma, Serax, Ativan, Klonopin.																
B065: Have you ever taken tranquilizers because a doctor told you to use them?																
1. No	94.7	94.9	94.7	93.2	97.3	93.4	96.3	94.1	95.2	94.4	95.9	98.0	98.7	90.3	82.0	65.1
2. Yes, but I had already tried them on my own	2.0	1.4	2.3	2.4	0.9	1.4	0.8	2.9	2.1	1.8	2.2	0.1	-	0.8	10.4	25.5
3. Yes, and it was the first time I took any	3.3	3.7	3.0	4.3	1.8	5.1	2.8	3.0	2.7	3.8	1.9	1.9	1.3	9.0	7.7	9.4
<i>Item 3730 Subject A01j</i>	<i>N</i> 2350	1041	1223	1470	261	450	514	875	510	1820	375	1216	514	197	341	37
B066: On how many occasions (if any) have you taken tranquilizers on your own—that is, without a doctor telling you to take them . . .																
B066A: . . . in your lifetime?																
1. 0 occasions	91.6	92.5	91.6	89.7	97.5	92.5	91.4	90.5	92.9	92.4	90.5	100.0	100.0	83.6	57.6	38.5
2. 1-2	3.2	3.1	3.2	4.1	2.1	3.7	4.1	2.6	3.0	3.2	3.0	-	-	16.4	11.8	10.6
3. 3-5	1.9	1.0	2.3	2.3	0.4	1.9	1.7	1.8	2.1	1.5	2.8	-	-	-	12.3	6.5
4. 6-9	0.8	0.8	0.9	0.9	-	0.4	0.9	1.0	0.8	0.8	0.7	-	-	-	5.0	6.6
5. 10-19	0.9	1.0	0.8	1.3	-	0.6	1.0	1.6	0.1	0.9	1.3	-	-	-	4.9	16.2
6. 20-39	0.5	0.4	0.4	0.5	-	0.5	-	0.8	0.3	0.3	0.6	-	-	-	2.7	5.4
7. 40 or more	1.1	1.2	0.9	1.3	-	0.4	0.9	1.7	0.7	0.9	1.2	-	-	-	5.8	16.3
<i>Item 1070 Subject A01a</i>	<i>N</i> 2339	1034	1220	1456	266	447	510	870	511	1814	371	1217	513	195	335	36

* = less than .05 percent. † = excludes respondents for whom question was inappropriate.

DESCRIPTIVE RESULTS: 2007

75

QUESTIONNAIRE FORM 1 2007	TOTAL	SEX		RACE		REGION				COLLEGE PLANS?		ILLICIT DRUG USE: LIFETIME				
		M	F	White	Black	NE	NC	S	W	Yes	No	None	Mari- juana Only	Few Pills	More Pills	Any Her- oin
<i>N (Weighted No. of Cases):</i>	2541	1093	1251	1498	287	489	545	965	542	1879	397	1263	551	201	357	38
<i>% of Weighted Total:</i>	100.0	43.0	49.3	59.0	11.3	19.2	21.4	38.0	21.3	74.0	15.6	49.7	21.7	7.9	14.0	1.5
B066B: . . . during the last 12 months?																
1. 0 occasions	94.8	94.9	95.0	93.5	98.6	95.9	95.3	93.2	96.0	95.5	93.1	100.0	100.0	94.4	72.3	46.9
2. 1-2	2.4	1.9	2.7	3.3	1.4	2.5	2.6	2.5	2.2	2.2	3.3	-	-	5.6	12.5	12.4
3. 3-5	0.8	0.8	0.8	0.8	-	0.4	0.8	1.0	0.5	0.6	1.4	-	-	-	5.3	-
4. 6-9	0.6	0.9	0.3	0.8	-	0.4	0.3	1.0	0.5	0.5	1.2	-	-	-	3.0	13.2
5. 10-19	0.9	0.7	0.8	1.0	-	0.6	0.6	1.6	0.1	0.8	0.3	-	-	-	4.7	13.5
6. 20-39	0.2	0.3	0.1	0.3	-	0.2	-	0.2	0.3	0.2	-	-	-	-	0.5	7.5
7. 40 or more	0.3	0.4	0.3	0.4	-	-	0.3	0.5	0.3	0.3	0.7	-	-	-	1.7	6.6
<i>Item 1080 Subject A01b</i>	<i>N</i> 2337	1034	1220	1456	266	447	510	868	511	1813	371	1217	513	195	335	35
B066C: . . . during the last 30 days?																
1. 0 occasions	97.8	97.6	98.1	97.5	99.5	98.1	98.1	97.3	98.1	98.2	96.5	100.0	100.0	97.4	89.3	69.4
2. 1-2	1.4	1.7	1.1	1.6	0.5	1.4	1.4	1.5	1.4	1.3	2.1	-	-	2.6	6.8	17.8
3. 3-5	0.4	0.4	0.4	0.5	-	-	0.3	0.7	0.1	0.2	1.2	-	-	-	1.6	8.7
4. 6-9	0.3	0.4	0.2	0.3	-	0.4	0.2	0.2	0.4	0.2	-	-	-	-	1.4	4.1
5. 10-19	0.1	-	0.2	*	-	0.2	-	0.1	-	0.1	-	-	-	-	0.6	-
6. 20-39	-	-	-	-	-	-	-	-	-	-	-	-	-	-	-	-
7. 40 or more	*	-	0.1	0.1	-	-	-	0.1	-	-	0.3	-	-	-	0.3	-
<i>Item 1090 Subject A01c</i>	<i>N</i> 2337	1033	1220	1457	266	447	511	867	511	1814	371	1217	513	195	335	33
IF YOU HAVE NOT TAKEN TRANQUILIZERS IN THE LAST TWELVE MONTHS, GO TO Q.B074.																
THE FOLLOWING QUESTIONS REFER ONLY TO TAKING TRANQUILIZERS WITHOUT A DOCTOR'S ORDERS. IF YOU HAVE NOT DONE THIS IN THE LAST TWELVE MONTHS, GO TO Q.B074.																
B067: When you used tranquilizers during the last year, how often did you use them in each of the following situations?																
B067A: When you were alone																
1. Not at all	58.6	57.5	59.3	59.7	40.2	66.3	48.3	54.5	74.9	56.1	60.1	-	-	88.0	62.6	16.3
2. A few of the times	21.5	17.7	25.2	22.0	33.3	19.6	31.5	19.5	18.1	23.2	30.8	-	-	-	22.3	31.5
3. Some of the times	11.7	16.8	5.6	11.0	-	-	6.5	18.7	7.0	12.1	3.5	-	-	12.0	4.3	52.3
4. Most of the times	6.1	6.4	7.1	6.3	-	9.3	11.0	5.5	-	5.5	5.6	-	-	-	8.0	-
5. Every time	2.1	1.6	2.9	0.9	26.5	4.8	2.8	1.7	-	3.1	-	-	-	-	2.7	-
<i>Item 3740 Subject A05a</i>	<i>N†</i> 114	49	55	86	4	17	21	57	19	77	22	-	-	11	88	16
B067B: With just 1 or 2 other people																
1. Not at all	21.8	22.2	23.5	19.9	40.2	44.2	17.7	16.9	22.0	26.5	19.9	-	-	40.3	24.1	-
2. A few of the times	27.2	18.3	35.7	31.5	33.3	33.2	52.6	15.1	31.1	29.7	29.6	-	-	41.1	23.9	34.7
3. Some of the times	22.4	30.8	11.8	19.4	-	9.3	8.0	35.3	10.2	15.7	18.4	-	-	12.0	20.5	37.9
4. Most of the times	11.3	11.7	10.8	12.3	-	7.8	12.4	12.8	8.7	14.1	7.6	-	-	-	9.4	27.4
5. Every time	17.3	17.1	18.1	16.9	26.5	5.4	9.3	19.9	28.0	14.0	24.6	-	-	6.6	22.2	-
<i>Item 3750 Subject A05b</i>	<i>N†</i> 117	51	55	87	4	17	21	59	19	77	23	-	-	11	88	18
B067C: At a party																
1. Not at all	55.0	48.4	62.3	53.2	66.7	59.7	57.4	51.9	57.4	50.8	72.0	-	-	77.9	59.0	19.8
2. A few of the times	14.6	11.3	17.9	16.9	33.3	22.5	22.2	8.0	18.8	15.7	7.4	-	-	22.1	13.9	14.5
3. Some of the times	15.4	17.1	13.5	16.0	-	6.9	13.0	18.1	17.6	17.6	10.1	-	-	-	12.0	43.0
4. Most of the times	11.2	17.3	6.4	10.5	-	7.3	3.8	16.8	6.3	13.5	7.2	-	-	-	11.1	18.0
5. Every time	3.8	5.8	-	3.3	-	3.6	3.7	5.2	-	2.5	3.3	-	-	-	4.0	4.8
<i>Item 3760 Subject A05c</i>	<i>N†</i> 113	49	55	87	4	17	21	56	19	77	23	-	-	10	88	16
B067D: When your date or spouse was present																
1. Not at all	63.9	68.5	62.3	67.4	44.3	68.2	61.7	61.5	69.7	67.2	56.8	-	-	89.8	65.7	39.1
2. A few of the times	16.6	19.6	12.5	14.8	55.7	7.4	25.3	16.1	16.7	16.6	21.0	-	-	10.2	15.8	24.6
3. Some of the times	10.1	7.9	13.8	10.3	-	4.2	9.3	11.0	13.6	11.7	11.0	-	-	-	6.3	36.3
4. Most of the times	4.9	4.0	5.4	3.8	-	16.5	3.8	3.4	-	4.4	-	-	-	-	6.3	-
5. Every time	4.6	-	5.9	3.7	-	3.6	-	8.0	-	-	11.2	-	-	-	5.9	-
<i>Item 3770 Subject A05b</i>	<i>N†</i> 112	47	55	86	2	17	21	56	18	74	23	-	-	9	87	16

*=less than .05 percent. †=excludes respondents for whom question was inappropriate.

MONITORING THE FUTURE

QUESTIONNAIRE FORM 1 2007	TOTAL	SEX		RACE		REGION				COLLEGE PLANS?		ILLICIT DRUG USE: LIFETIME					
		M	F	White	Black	NE	NC	S	W	Yes	No	None	Mari- juana Only	Few Pills	More Pills	Any Her- oin	
<i>N (Weighted No. of Cases):</i>	2541	1093	1251	1498	287	489	545	965	542	1879	397	1263	551	201	357	38	
<i>% of Weighted Total:</i>	100.0	43.0	49.3	59.0	11.3	19.2	21.4	38.0	21.3	74.0	15.6	49.7	21.7	7.9	14.0	1.5	
B067E: When people over age 30 were present																	
1. Not at all	61.5	62.5	58.8	62.5	44.3	67.5	77.5	63.1	32.5	65.3	50.6	-	-	71.8	64.8	38.9	
2. A few of the times	18.0	14.2	21.3	18.1	55.7	23.2	12.3	13.8	32.9	18.9	17.3	-	-	28.2	15.3	28.1	
3. Some of the times	6.8	6.0	7.3	7.0	-	-	10.2	8.5	4.2	3.9	20.2	-	-	-	4.8	21.3	
4. Most of the times	6.2	7.9	5.8	6.2	-	9.3	-	9.6	-	7.2	-	-	-	-	5.8	11.8	
5. Every time	7.4	9.5	6.8	6.2	-	-	-	5.0	30.3	4.7	12.0	-	-	-	9.4	-	
<i>Item 3780 Subject A05b</i>	<i>N†</i>	112	48	55	87	2	17	21	56	18	75	23	-	-	8	88	16
B067F: During the daytime (before 4:00 p.m.)																	
1. Not at all	40.1	33.7	44.9	38.6	44.3	46.9	41.0	45.0	16.9	39.2	36.8	-	-	67.3	41.1	18.7	
2. A few of the times	26.3	20.3	27.4	27.8	55.7	45.6	14.4	24.2	28.9	22.7	27.4	-	-	32.7	23.9	35.9	
3. Some of the times	17.3	20.1	16.7	18.4	-	2.7	38.1	14.1	17.0	22.5	11.3	-	-	-	14.0	45.4	
4. Most of the times	8.6	20.2	-	8.5	-	-	-	10.1	21.6	7.7	12.4	-	-	-	11.1	-	
5. Every time	7.7	5.6	10.9	6.7	-	4.8	6.6	6.5	15.5	7.8	12.0	-	-	-	9.9	-	
<i>Item 3790 Subject A05c</i>	<i>N†</i>	113	48	55	87	2	17	21	57	18	75	23	-	-	9	88	16
B067G: At your home (or apartment or dorm)																	
1. Not at all	35.4	37.1	32.4	37.5	-	40.1	50.8	31.4	25.8	36.1	35.1	-	-	53.3	38.4	10.4	
2. A few of the times	17.3	14.9	16.8	17.1	55.7	38.0	8.6	14.1	18.1	17.1	13.3	-	-	46.7	13.2	25.4	
3. Some of the times	13.5	18.4	10.3	15.7	-	3.6	11.9	17.2	13.0	14.7	14.5	-	-	-	10.5	36.3	
4. Most of the times	19.2	18.5	22.2	17.9	-	13.5	25.8	20.6	12.8	18.1	20.6	-	-	-	19.4	27.9	
5. Every time	14.5	11.2	18.3	11.8	44.3	4.8	2.8	16.7	30.3	14.0	16.5	-	-	-	18.5	-	
<i>Item 3800 Subject A05c</i>	<i>N†</i>	112	48	55	87	2	17	21	56	18	75	23	-	-	8	88	16
B067H: At school																	
1. Not at all	58.2	46.6	68.7	58.5	44.3	61.7	52.9	62.9	45.9	55.8	59.8	-	-	90.2	59.5	34.5	
2. A few of the times	15.6	10.7	14.5	13.6	55.7	30.8	15.5	10.4	18.1	13.9	15.5	-	-	9.8	15.9	17.2	
3. Some of the times	12.3	17.1	10.5	14.0	-	2.7	27.9	8.2	16.4	16.1	7.4	-	-	-	12.1	19.9	
4. Most of the times	9.0	16.2	4.4	9.7	-	-	3.8	13.4	9.4	8.2	12.8	-	-	-	6.1	28.3	
5. Every time	4.9	9.5	1.9	4.2	-	4.8	-	5.1	10.2	5.9	4.5	-	-	-	6.4	-	
<i>Item 3810 Subject A05c</i>	<i>N†</i>	114	48	56	89	2	17	21	58	18	76	23	-	-	8	88	17
B067I: In a car																	
1. Not at all	64.9	52.5	76.7	66.6	44.3	76.5	67.9	58.4	70.8	63.9	66.7	-	-	88.2	74.2	6.8	
2. A few of the times	12.7	17.4	6.1	11.5	55.7	15.6	5.2	16.6	6.8	10.0	16.2	-	-	11.8	8.9	29.2	
3. Some of the times	11.9	12.3	12.3	11.0	-	4.2	13.9	10.0	22.4	16.1	5.5	-	-	-	3.4	64.0	
4. Most of the times	7.3	13.8	3.1	7.5	-	-	13.1	9.7	-	7.4	7.2	-	-	-	9.4	-	
5. Every time	3.2	4.0	1.9	3.4	-	3.6	-	5.2	-	2.5	4.5	-	-	-	4.1	-	
<i>Item 3830 Subject A05c</i>	<i>N†</i>	112	47	55	87	2	17	21	56	18	74	23	-	-	8	87	16
B068: Where did you get the tranquilizers you used without a doctor's orders during the last year? (Mark all that apply.)																	
A. Bought on the Internet	1.9	1.9	-	1.0	-	-	-	3.7	-	1.2	-	-	-	13.9	1.0	-	
B. Took from friend or relative without asking	19.4	17.2	20.2	19.1	55.7	9.0	17.8	17.7	38.6	26.6	5.0	-	-	8.4	16.2	40.3	
C. Given for free by friend or relative	59.7	59.8	66.3	64.1	-	65.5	70.8	50.1	73.1	62.5	54.9	-	-	56.0	62.2	49.7	
D. Bought from friend or relative	41.3	50.4	35.1	42.9	-	28.5	36.9	48.2	35.7	41.2	43.8	-	-	7.6	40.6	61.9	
E. From a prescription I had	20.8	15.4	27.7	20.0	44.3	4.2	15.6	21.3	42.7	23.0	25.1	-	-	24.3	21.7	14.4	
F. Bought from drug dealer/stranger	21.9	34.7	10.8	22.2	-	9.1	22.7	30.5	3.7	24.3	11.9	-	-	-	20.3	41.1	
G. Other method	9.3	7.7	10.6	10.0	-	10.3	17.4	6.6	7.4	11.4	9.5	-	-	-	10.0	11.1	
<i>Item 31810-31870 Subject A01n</i>	<i>N†</i>	114	46	57	86	2	17	22	58	16	72	25	-	-	9	86	18

†=excludes respondents for whom question was inappropriate.

QUESTIONNAIRE FORM 1 2007	TOTAL	SEX		RACE		REGION				COLLEGE PLANS?		ILLICIT DRUG USE: LIFETIME					
		M	F	White	Black	NE	NC	S	W	Yes	No	None	Mari- juana Only	Few Pills	More Pills	Any Her- oin	
<i>N (Weighted No. of Cases):</i>	2541	1093	1251	1498	287	489	545	965	542	1879	397	1263	551	201	357	38	
<i>% of Weighted Total:</i>	100.0	43.0	49.3	59.0	11.3	19.2	21.4	38.0	21.3	74.0	15.6	49.7	21.7	7.9	14.0	1.5	
B069: What have been the most important reasons for your taking tranquilizers without a doctor's orders? (Mark all that apply.)																	
A. To experiment—to see what it's like	41.2	49.0	34.3	42.3	44.3	57.4	43.1	39.4	29.3	40.1	38.0	-	-	61.6	42.5	24.8	
B. To relax or relieve tension	68.4	59.9	77.1	67.8	55.7	46.4	78.9	72.6	62.0	62.8	83.3	-	-	36.6	72.1	66.7	
C. To feel good or get high	52.7	60.2	51.5	61.7	-	51.0	42.8	58.9	45.6	56.6	53.5	-	-	40.3	51.9	62.7	
D. To seek deeper insights and understanding	8.7	8.3	10.9	8.9	-	-	7.5	11.4	9.9	7.3	10.8	-	-	-	8.9	12.6	
E. To have a good time with my friends	19.4	26.3	15.0	22.8	-	15.7	16.9	20.4	22.9	22.6	9.6	-	-	7.6	15.5	44.3	
F. To fit in with a group I like	1.6	-	3.3	2.1	-	-	3.6	1.8	-	1.1	4.3	-	-	-	2.1	-	
G. To get away from my problems or troubles	24.4	18.1	27.2	22.2	-	17.1	18.2	35.8	-	22.6	26.0	-	-	17.8	23.2	33.7	
H. Because of boredom, nothing else to do	15.7	22.7	11.4	16.3	-	11.7	12.3	17.5	17.7	17.3	11.2	-	-	-	14.7	28.4	
I. Because of anger or frustration	18.8	10.1	26.6	15.9	-	9.3	16.4	25.1	9.9	15.7	27.0	-	-	-	17.1	36.9	
J. To get through the day	13.8	14.0	16.4	9.8	-	9.3	10.1	12.6	27.2	6.9	37.8	-	-	-	17.4	3.3	
K. To increase the effects of some other drug(s)	8.2	10.3	6.1	9.6	-	6.5	7.5	11.3	-	7.1	8.9	-	-	-	7.8	14.4	
L. To decrease (offset) the effects of some other drug(s)	3.1	2.1	4.5	4.0	-	-	-	4.3	5.7	3.3	4.3	-	-	-	2.9	5.4	
M. To get to sleep	26.9	19.8	33.6	25.4	44.3	9.3	23.4	36.5	15.6	28.6	18.1	-	-	10.2	25.1	44.3	
N. To relieve physical pain	42.9	46.7	43.5	44.3	-	26.6	32.9	49.0	50.4	40.9	41.9	-	-	10.2	48.3	33.6	
O. Because I am "hooked"—I have to have them	4.7	-	7.3	2.2	-	9.3	2.7	5.5	-	2.0	4.3	-	-	13.9	3.7	5.0	
<i>Item 3910-4040 Subject A06a</i>	<i>N†</i>	115	47	56	87	2	17	22	59	17	74	24	-	-	9	87	18
B070: When you take tranquilizers, how high do you usually get?																	
1. Not at all high	7.0	3.9	8.7	5.7	-	-	8.3	10.5	-	5.3	6.6	-	-	-	9.2	-	
2. A little high	22.1	27.3	17.7	22.1	45.9	48.6	21.6	9.7	41.3	22.4	25.2	-	-	33.7	20.6	23.4	
3. Moderately high	43.2	40.7	47.3	45.9	-	32.9	45.4	42.8	49.9	47.8	33.9	-	-	28.7	40.6	64.2	
4. Very high	17.7	19.6	13.0	14.6	17.6	8.3	13.5	26.0	3.4	13.9	20.7	-	-	24.3	18.0	12.4	
5. I don't take them to get high	10.0	8.5	13.3	11.7	36.5	10.2	11.1	11.0	5.4	10.6	13.6	-	-	13.4	11.6	-	
<i>Item 4050 Subject A01e</i>	<i>N†</i>	113	48	54	88	3	15	22	58	18	75	24	-	-	10	86	17
B071: When you take tranquilizers, how long do you usually stay high?																	
1. Usually don't get high	16.6	10.9	22.4	14.9	54.1	9.6	21.6	20.2	5.4	15.0	15.9	-	-	18.2	19.7	-	
2. One to two hours	27.8	39.0	16.4	29.3	45.9	28.8	18.0	25.8	45.7	27.4	34.9	-	-	25.7	25.9	38.9	
3. Three to six hours	43.0	39.1	50.6	43.1	-	55.3	55.9	34.9	42.1	48.7	32.0	-	-	42.9	41.0	53.3	
4. Seven to 24 hours	10.7	11.0	9.2	11.8	-	6.3	4.5	15.6	6.8	8.0	17.2	-	-	-	12.5	7.7	
5. More than 24 hours	1.8	-	1.4	0.9	-	-	-	3.6	-	1.1	-	-	-	13.3	0.9	-	
<i>Item 4060 Subject A01f</i>	<i>N†</i>	115	48	56	89	3	16	22	58	18	75	25	-	-	10	88	17
B072: What tranquilizers have you taken during the last year without a doctor's orders? (Mark all that apply.)																	
A. Librium	4.0	6.1	3.1	5.3	-	-	7.6	5.0	-	4.8	-	-	-	-	3.1	11.1	
B. Valium	48.1	60.5	42.4	52.5	82.4	28.7	56.3	46.6	61.2	58.4	27.3	-	-	6.2	48.5	70.5	
C. Xanax	67.0	67.3	71.0	70.6	-	38.1	72.8	75.4	58.0	68.0	70.4	-	-	38.3	68.8	77.3	
D. Soma	26.4	43.0	11.1	27.7	17.6	20.2	8.5	36.4	21.6	23.6	29.1	-	-	11.0	25.5	40.1	
E. Serax	2.9	-	1.9	1.2	-	-	4.7	3.8	-	1.4	-	-	-	13.3	1.2	5.5	
F. Ativan	4.4	2.1	7.3	5.8	-	-	14.2	1.5	5.7	5.6	3.6	-	-	-	4.0	9.2	
G. Klonopin	24.0	34.0	19.2	27.8	-	28.2	24.1	25.0	16.5	31.2	10.3	-	-	7.2	23.2	37.8	
H. Other	26.8	25.6	28.0	24.0	36.5	29.9	27.7	29.2	14.4	30.8	16.0	-	-	39.9	28.1	12.2	
I. Don't know the names of some tranquilizers I have used	9.4	8.4	8.4	6.2	-	-	9.7	13.3	4.8	3.4	24.6	-	-	13.3	9.9	4.5	
<i>Item 4070-4080, 4095, 4120, 4155, 4160, 31880-31900 Subject A01i</i>	<i>N†</i>	114	47	56	88	3	16	22	58	17	74	25	-	-	10	87	17
B073: Have you ever tried to stop using tranquilizers and found that you couldn't stop?																	
1. Yes	5.3	3.7	5.4	2.1	-	9.6	6.5	3.9	4.4	3.1	3.5	-	-	13.3	3.5	10.3	
2. No	94.7	96.3	94.6	97.9	100.0	90.4	93.5	96.1	95.6	96.9	96.5	-	-	86.7	96.5	89.7	
<i>Item 4170 Subject A01i</i>	<i>N†</i>	114	48	56	88	3	16	22	59	17	74	25	-	-	10	87	17

†=excludes respondents for whom question was inappropriate.

MONITORING THE FUTURE

QUESTIONNAIRE FORM 1 2007	TOTAL	SEX		RACE		REGION				COLLEGE PLANS?		ILLICIT DRUG USE: LIFETIME				
		M	F	White	Black	NE	NC	S	W	Yes	No	None	Mari- juana Only	Few Pills	More Pills	Any Her- oin
<i>N (Weighted No. of Cases):</i>	2541	1093	1251	1498	287	489	545	965	542	1879	397	1263	551	201	357	38
<i>% of Weighted Total:</i>	100.0	43.0	49.3	59.0	11.3	19.2	21.4	38.0	21.3	74.0	15.6	49.7	21.7	7.9	14.0	1.5
B074: Do you think you will be using tranquilizers without a doctor's orders five years from now?																
1. I definitely will	0.6	0.9	0.4	0.5	0.6	0.1	0.7	0.7	1.0	0.5	0.9	0.3	0.9	0.2	1.0	8.8
2. I probably will	2.0	1.6	2.1	1.6	0.5	1.0	2.0	2.5	2.2	1.5	3.3	0.4	0.5	1.5	9.1	19.6
3. I probably will not	13.4	13.8	12.9	14.2	6.9	16.7	13.0	12.1	13.2	13.4	10.6	6.8	11.9	21.0	34.7	38.6
4. I definitely will not	83.9	83.7	84.6	83.7	92.1	82.1	84.3	84.8	83.7	84.7	85.2	92.4	86.7	77.3	55.2	33.0
<i>Item 4180 Subject A04a</i>	<i>N</i> 2299	1022	1199	1434	261	440	504	851	504	1787	369	1206	497	191	325	34
The next questions are about the use of different forms of cocaine, such as "crack," powder, freebase, or coca paste.																
B075: Have you ever taken cocaine in "crack" form or in any other freebase form—that is, where you inhaled the fumes from smoking, heating, or burning it?																
1. No—GO TO Q.B077	96.8	97.4	96.6	96.7	98.8	97.7	96.3	97.1	95.8	97.1	95.8	100.0	100.0	95.4	86.9	35.0
2. Yes	3.2	2.6	3.4	3.3	1.2	2.3	3.7	2.9	4.2	2.9	4.2	-	-	4.6	13.1	65.0
<i>Item 22250 Subject A01a</i>	<i>N</i> 2348	1048	1220	1464	274	448	515	878	508	1824	377	1218	517	194	337	36
B076: On how many occasions (if any) have you taken "crack" (cocaine in chunk or rock form) . . .																
B076A: . . . in your lifetime?																
1. 0 occasions—incl. (1) in Q.B075	97.3	97.9	97.1	97.3	98.8	98.3	96.6	97.1	97.5	97.6	96.6	100.0	100.0	97.0	88.5	49.3
2. 1-2	1.0	0.5	1.1	0.7	1.2	0.9	1.0	1.1	1.2	0.9	1.5	-	-	3.0	2.8	25.5
3. 3-5	0.4	0.7	0.2	0.3	-	0.3	0.7	0.3	0.5	0.5	-	-	-	-	2.8	1.6
4. 6-9	0.5	0.1	0.8	0.7	-	0.2	0.7	0.6	0.1	0.4	0.5	-	-	-	3.0	2.1
5. 10-19	0.4	0.4	0.4	0.6	-	0.1	0.5	0.6	0.3	0.3	1.2	-	-	-	1.7	12.1
6. 20-39	*	*	*	*	-	-	0.1	0.1	-	*	-	-	-	-	-	2.3
7. 40 or more	0.3	0.3	0.2	0.3	-	0.3	0.4	0.3	0.2	0.2	0.2	-	-	-	1.2	7.1
<i>Item 22260 Subject A01a</i>	<i>N</i> 2349	1049	1219	1464	274	448	516	877	508	1822	378	1215	517	194	339	36
B076B: . . . during the last 12 months?																
1. 0 occasions—incl. (1) in Q.B075	98.4	98.6	98.5	98.5	99.0	98.4	97.8	98.9	98.1	98.6	97.8	100.0	100.0	99.0	92.6	70.7
2. 1-2	0.8	0.7	0.7	0.5	1.0	0.7	1.0	0.5	1.3	0.8	0.6	-	-	1.0	3.2	16.6
3. 3-5	0.1	0.1	0.2	0.2	-	0.3	0.2	0.1	-	0.1	-	-	-	-	0.8	1.6
4. 6-9	0.4	0.3	0.4	0.5	-	0.3	0.5	0.4	0.1	0.3	1.0	-	-	-	1.9	4.6
5. 10-19	0.1	*	0.1	-	-	-	0.2	-	0.3	*	0.7	-	-	-	0.5	3.2
6. 20-39	*	0.1	-	*	-	-	-	-	0.1	*	-	-	-	-	-	1.7
7. 40 or more	0.2	0.2	0.1	0.2	-	0.3	0.2	0.2	-	0.1	-	-	-	-	1.0	1.6
<i>Item 22270 Subject A01b</i>	<i>N</i> 2347	1049	1217	1462	274	448	516	875	508	1823	378	1215	517	192	338	36
B076C: . . . during the last 30 days?																
1. 0 occasions—incl. (1) in Q.B075	99.5	99.6	99.7	99.6	99.6	99.0	99.6	99.6	99.6	99.7	99.0	100.0	100.0	99.8	98.4	84.3
2. 1-2	0.3	0.1	0.3	0.3	0.4	0.7	0.1	0.3	0.2	0.2	0.8	-	-	0.2	0.9	10.5
3. 3-5	*	-	-	-	-	-	0.1	-	-	-	0.2	-	-	-	-	2.1
4. 6-9	*	0.1	-	-	-	-	0.1	-	0.1	0.1	-	-	-	-	-	3.2
5. 10-19	-	-	-	-	-	-	-	-	-	-	-	-	-	-	-	-
6. 20-39	-	-	-	-	-	-	-	-	-	-	-	-	-	-	-	-
7. 40 or more	0.1	0.2	-	0.1	-	0.3	0.1	0.1	-	*	-	-	-	-	0.7	-
<i>Item 22280 Subject A01c</i>	<i>N</i> 2347	1049	1217	1462	274	448	516	875	508	1823	378	1215	517	192	338	36
B077: On how many occasions (if any) have you taken cocaine in any other form . . .																
B077A: . . . in your lifetime?																
1. 0 occasions	93.3	92.8	94.5	92.2	98.9	93.4	92.6	93.8	93.0	94.4	91.1	100.0	100.0	89.7	69.0	13.4
2. 1-2	2.5	2.2	2.4	2.9	0.4	3.4	2.5	1.7	2.9	2.2	2.9	-	-	10.3	8.9	19.6
3. 3-5	1.1	1.3	0.8	1.1	0.4	0.6	1.0	1.2	1.6	0.8	2.6	-	-	-	7.0	7.8
4. 6-9	1.1	1.4	0.9	1.2	0.3	1.4	1.4	1.3	0.3	1.0	0.9	-	-	-	5.3	22.5
5. 10-9	0.5	0.5	0.5	0.7	-	0.3	1.2	0.5	-	0.3	1.4	-	-	-	2.7	7.9
6. 20-39	0.6	1.0	0.3	0.9	-	0.3	-	0.6	1.4	0.5	0.6	-	-	-	3.1	8.4
7. 40 or more	0.9	0.9	0.6	1.0	-	0.7	1.2	0.8	0.8	0.8	0.6	-	-	-	3.9	20.4
<i>Item 22320 Subject A01a</i>	<i>N</i> 2348	1047	1221	1458	274	446	516	873	513	1821	377	1217	516	194	338	38

* = less than .05 percent.

DESCRIPTIVE RESULTS: 2007

79

QUESTIONNAIRE FORM 1 2007	TOTAL	SEX		RACE		REGION				COLLEGE PLANS?		ILLICIT DRUG USE: LIFETIME				
		M	F	White	Black	NE	NC	S	W	Yes	No	None	Mari- juana Only	Few Pills	More Pills	Any Her- oin
<i>N (Weighted No. of Cases):</i>	2541	1093	1251	1498	287	489	545	965	542	1879	397	1263	551	201	357	38
<i>% of Weighted Total:</i>	100.0	43.0	49.3	59.0	11.3	19.2	21.4	38.0	21.3	74.0	15.6	49.7	21.7	7.9	14.0	1.5
B077B: . . . during the last 12 months?																
1. 0 occasions	95.6	95.2	96.6	95.0	98.9	94.9	95.5	96.0	95.7	96.7	93.1	100.0	100.0	95.9	79.1	33.5
2. 1-2	2.0	1.8	1.9	2.0	0.8	2.4	1.7	1.8	2.4	1.7	3.3	-	-	4.1	8.5	28.3
3. 3-5	0.6	0.8	0.3	0.8	-	0.6	0.6	0.4	1.1	0.5	1.1	-	-	-	2.6	14.8
4. 6-9	0.6	0.7	0.4	0.7	0.3	1.1	0.7	0.5	0.4	0.1	1.9	-	-	-	4.1	2.1
5. 10-19	0.3	0.5	0.2	0.3	-	0.3	0.7	0.3	-	0.3	0.3	-	-	-	1.8	4.6
6. 20-39	0.4	0.4	0.2	0.5	-	*	0.6	0.7	-	0.2	0.3	-	-	-	2.3	3.6
7. 40 or more	0.4	0.4	0.4	0.6	-	0.6	0.2	0.4	0.4	0.4	-	-	-	-	1.5	13.0
<i>Item 22330 Subject A01b</i>	<i>N</i> 2347	1047	1221	1458	275	446	516	872	513	1821	378	1217	516	194	338	36
B077C: . . . during the last 30 days?																
1. 0 occasions	98.2	97.8	98.9	97.9	99.3	97.7	98.3	98.5	97.9	98.6	97.7	100.0	100.0	98.6	92.6	62.1
2. 1-2	1.1	1.2	0.9	1.3	0.7	1.3	0.9	0.8	1.8	1.0	1.8	-	-	1.4	4.9	20.4
3. 3-5	0.1	*	0.1	0.1	-	0.2	0.4	-	-	0.1	0.5	-	-	-	0.3	6.0
4. 6-9	0.2	0.4	0.2	0.3	-	0.3	-	0.4	0.3	0.2	-	-	-	-	0.6	9.6
5. 10-19	0.2	0.4	-	0.3	-	0.2	0.2	0.2	-	0.1	-	-	-	-	0.9	1.8
6. 20-39	-	-	-	-	-	-	-	-	-	-	-	-	-	-	-	-
7. 40 or more	0.1	0.2	-	0.1	-	0.3	0.1	0.1	-	*	-	-	-	-	0.7	-
<i>Item 22340 Subject A01c</i>	<i>N</i> 2348	1048	1221	1458	275	446	516	873	513	1821	378	1217	517	194	338	38
IF YOU HAVE NOT TAKEN ANY COCAINE (POWDER, CRACK, FREEBASE, ETC.) IN THE LAST TWELVE MONTHS, GO TO Q.B086.																
B078: When you used cocaine during the last year, how often did you use it in each of the following situations?																
B078A: When you were alone																
1. Not at all	70.9	66.3	76.3	73.2	59.6	87.4	69.3	64.2	67.5	66.4	78.2	-	-	100.0	71.1	57.3
2. A few of the times	12.7	12.3	12.8	12.7	40.4	3.9	13.8	18.7	11.0	14.5	14.6	-	-	-	14.2	14.4
3. Some of the times	11.6	17.0	7.3	8.9	-	8.6	14.9	10.3	13.0	14.9	2.9	-	-	-	11.9	15.7
4. Most of the times	2.9	1.2	3.6	3.1	-	-	-	2.5	8.5	3.5	-	-	-	-	-	12.6
5. Every time	1.9	3.1	-	2.2	-	-	2.1	4.3	-	0.7	4.4	-	-	-	2.8	-
<i>Item 4190 Subject A05a</i>	<i>N†</i> 112	52	47	75	5	23	23	38	27	66	27	-	-	9	75	26
B078B: With just 1 or 2 other people																
1. Not at all	12.6	12.4	13.9	11.8	17.9	15.4	2.0	20.3	9.0	10.3	17.8	-	-	18.7	9.9	9.8
2. A few of the times	24.9	19.4	32.2	25.0	40.4	34.1	30.9	12.7	28.2	17.1	52.4	-	-	64.7	20.8	24.9
3. Some of the times	18.0	26.9	9.0	18.3	-	10.0	29.4	16.7	16.6	19.7	10.4	-	-	-	19.5	22.0
4. Most of the times	23.8	22.0	26.4	24.8	27.2	22.7	16.4	24.1	30.7	30.9	8.9	-	-	8.9	22.5	35.2
5. Every time	20.8	19.3	18.6	20.2	14.5	18.0	21.2	26.1	15.5	22.0	10.5	-	-	7.7	27.3	8.1
<i>Item 4200 Subject A05b</i>	<i>N†</i> 111	52	47	76	5	23	24	37	27	66	27	-	-	9	75	25
B078C: At a party																
1. Not at all	40.4	31.0	53.6	37.8	50.4	48.4	32.2	40.3	40.6	43.4	38.0	-	-	69.3	40.6	22.2
2. A few of the times	19.7	28.2	11.9	25.7	22.5	18.5	36.9	13.1	14.7	15.4	34.7	-	-	30.7	17.0	26.2
3. Some of the times	14.6	18.3	12.3	13.0	-	11.7	10.9	13.7	21.5	19.4	12.3	-	-	-	14.7	21.6
4. Most of the times	17.2	13.3	20.9	16.4	27.2	18.7	16.8	18.1	15.2	18.7	-	-	-	-	18.6	21.2
5. Every time	8.1	9.3	1.3	7.1	-	2.6	3.3	14.8	8.1	3.1	15.0	-	-	-	9.1	8.8
<i>Item 4210 Subject A05c</i>	<i>N†</i> 110	51	47	75	5	23	23	36	27	66	27	-	-	9	75	24
B078D: When your date or spouse was present																
1. Not at all	63.6	76.3	48.5	59.4	77.5	63.0	62.7	58.7	71.4	67.0	56.3	-	-	57.9	66.3	54.2
2. A few of the times	14.9	14.6	15.2	18.1	22.5	17.9	14.6	19.6	6.7	10.2	23.5	-	-	25.7	13.6	16.4
3. Some of the times	5.9	5.0	8.4	7.6	-	7.0	-	6.7	9.0	7.9	4.8	-	-	-	3.6	15.5
4. Most of the times	11.2	2.2	19.8	11.9	-	3.0	20.7	13.6	6.7	12.1	4.8	-	-	-	12.7	11.9
5. Every time	4.3	1.9	8.2	3.0	-	9.1	2.0	1.3	6.2	2.9	10.5	-	-	16.4	3.7	2.0
<i>Item 4220 Subject A05b</i>	<i>N†</i> 109	50	47	75	5	23	24	35	27	65	27	-	-	9	74	24

*=less than .05 percent. †=excludes respondents for whom question was inappropriate.

MONITORING THE FUTURE

QUESTIONNAIRE FORM 1 2007	TOTAL	SEX		RACE		REGION				COLLEGE PLANS?		ILLICIT DRUG USE: LIFETIME					
		M	F	White	Black	NE	NC	S	W	Yes	No	None	Mari- juana Only	Few Pills	More Pills	Any Her- oin	
<i>N (Weighted No. of Cases):</i>	2541	1093	1251	1498	287	489	545	965	542	1879	397	1263	551	201	357	38	
<i>% of Weighted Total:</i>	100.0	43.0	49.3	59.0	11.3	19.2	21.4	38.0	21.3	74.0	15.6	49.7	21.7	7.9	14.0	1.5	
B078E: When people over age 30 were present																	
1. Not at all	76.7	80.5	71.9	73.8	77.5	73.0	69.5	86.1	73.6	82.1	48.4	-	-	92.4	78.4	62.7	
2. A few of the times	16.6	12.4	23.2	18.5	22.5	12.1	24.8	8.9	23.6	11.9	38.9	-	-	-	18.0	20.6	
3. Some of the times	1.5	2.4	1.0	1.2	-	3.9	-	-	2.8	2.5	-	-	-	-	1.2	3.2	
4. Most of the times	4.2	2.6	3.9	5.1	-	8.3	5.8	3.7	-	2.8	10.4	-	-	7.6	1.0	13.5	
5. Every time	1.0	2.1	-	1.4	-	2.6	-	1.3	-	0.7	2.3	-	-	-	1.4	-	
<i>Item 4230 Subject A05b</i>	<i>N†</i>	110	51	47	75	5	23	23	36	27	66	27	-	-	9	75	24
B078F: During the daytime (before 4:00 p.m.)																	
1. Not at all	48.2	45.6	49.4	50.4	35.9	71.2	36.7	50.2	35.8	46.1	52.9	-	-	91.4	44.7	37.3	
2. A few of the times	19.9	24.9	17.1	16.5	37.0	10.0	29.6	13.4	28.4	17.7	31.2	-	-	8.6	24.4	12.0	
3. Some of the times	15.7	16.1	15.2	16.5	-	13.1	7.7	11.3	30.5	18.2	7.8	-	-	-	10.4	39.7	
4. Most of the times	12.6	11.3	11.7	13.2	-	3.0	26.0	19.5	-	15.0	-	-	-	-	15.0	11.0	
5. Every time	3.7	2.1	6.5	3.5	27.2	2.6	-	5.6	5.4	2.9	8.2	-	-	-	5.5	-	
<i>Item 4240 Subject A05c</i>	<i>N†</i>	110	51	47	75	5	23	23	36	27	66	27	-	-	9	75	24
B078G: At your home (or apartment or dorm)																	
1. Not at all	50.8	42.1	55.2	45.6	59.6	76.4	40.6	40.3	51.4	42.0	60.6	-	-	91.1	50.0	32.6	
2. A few of the times	17.0	18.7	12.8	16.9	22.5	10.0	23.2	11.5	24.8	16.7	21.1	-	-	8.9	14.4	30.0	
3. Some of the times	17.3	26.6	11.9	18.3	-	7.6	11.1	24.5	21.5	23.0	1.9	-	-	-	16.7	27.7	
4. Most of the times	11.3	6.4	18.0	15.7	-	6.1	23.4	13.5	2.3	15.3	8.4	-	-	-	14.0	8.0	
5. Every time	3.7	6.1	2.1	3.6	17.9	-	1.7	10.2	-	2.9	8.0	-	-	-	4.9	1.7	
<i>Item 4250 Subject A05c</i>	<i>N†</i>	110	51	47	75	5	23	23	36	27	66	27	-	-	9	75	24
B078H: At school																	
1. Not at all	78.6	79.2	76.3	75.7	77.5	82.5	81.3	73.2	80.0	80.8	77.7	-	-	100.0	79.0	66.9	
2. A few of the times	9.6	7.5	10.3	8.1	22.5	12.9	9.7	6.4	11.0	7.9	9.3	-	-	-	9.9	13.4	
3. Some of the times	7.0	11.2	4.5	9.3	-	2.0	9.1	12.2	2.8	6.6	4.9	-	-	-	7.6	8.7	
4. Most of the times	2.4	-	5.6	3.5	-	-	-	2.5	6.2	3.9	-	-	-	-	-	11.0	
5. Every time	2.4	2.1	3.4	3.5	-	2.6	-	5.6	-	0.7	8.2	-	-	-	3.5	-	
<i>Item 4260 Subject A05c</i>	<i>N†</i>	110	51	47	75	5	23	23	36	27	66	27	-	-	9	75	24
B078I: In a car																	
1. Not at all	46.4	43.0	47.6	41.8	35.9	50.0	47.7	49.3	38.5	46.2	56.6	-	-	76.2	46.0	30.5	
2. A few of the times	24.0	24.6	24.3	26.6	22.5	21.8	20.6	25.3	27.1	23.1	22.9	-	-	23.8	20.0	39.0	
3. Some of the times	13.3	17.6	9.8	13.9	14.5	12.2	22.0	9.5	11.8	13.1	12.9	-	-	-	15.9	11.7	
4. Most of the times	9.4	6.6	11.0	9.1	27.2	11.0	4.6	14.7	5.4	8.9	5.1	-	-	-	11.0	9.2	
5. Every time	6.9	8.2	7.4	8.6	-	4.9	5.2	1.3	17.2	8.7	2.4	-	-	-	7.1	9.6	
<i>Item 4280 Subject A05c</i>	<i>N†</i>	109	50	47	74	5	23	23	35	27	66	26	-	-	9	74	24
B079: How many of the times when you used cocaine during the last year did you use it along with each of the following drugs—that is, so that their effects overlapped?																	
B079A: With alcohol																	
1. Not at all	41.0	41.2	43.3	43.3	17.7	24.6	66.3	34.1	43.2	43.7	50.4	-	-	34.5	50.5	13.3	
2. A few of the times	24.7	23.1	24.5	24.2	49.2	38.0	12.7	27.4	19.6	20.9	22.8	-	-	38.2	27.2	14.1	
3. Some of the times	19.5	24.3	17.3	20.1	33.1	11.1	9.5	20.3	33.6	24.0	9.0	-	-	-	12.9	46.0	
4. Most of the times	8.7	9.7	7.1	7.7	-	10.1	7.0	12.6	3.6	5.5	10.9	-	-	12.0	7.1	12.4	
5. Every time	6.1	1.7	7.8	4.8	-	16.1	4.4	5.5	-	5.8	7.0	-	-	15.3	2.2	14.2	
<i>Item 4290 Subject A01h</i>	<i>N†</i>	109	49	46	74	4	23	22	36	27	64	26	-	-	9	72	26
B079B: With marijuana																	
1. Not at all	30.3	36.3	29.7	35.1	45.6	35.3	12.7	38.3	31.3	32.0	33.8	-	-	52.1	33.1	9.6	
2. A few of the times	25.9	23.4	33.3	27.4	-	20.9	30.7	17.1	37.5	30.3	18.0	-	-	47.9	22.2	32.6	
3. Some of the times	13.0	17.1	8.1	10.2	-	8.2	13.4	18.1	9.8	14.5	5.2	-	-	-	12.6	19.1	
4. Most of the times	13.0	9.9	13.9	12.9	30.1	9.8	28.5	8.0	8.4	11.5	15.1	-	-	-	14.1	14.5	
5. Every time	17.8	13.3	15.0	14.5	24.3	25.7	14.8	18.6	13.0	11.7	27.8	-	-	-	17.9	24.2	
<i>Item 4300 Subject A01h</i>	<i>N†</i>	105	49	45	74	3	21	23	34	26	64	25	-	-	7	74	23

†=excludes respondents for whom question was inappropriate.

DESCRIPTIVE RESULTS: 2007

81

QUESTIONNAIRE FORM 1 2007	TOTAL	SEX		RACE		REGION				COLLEGE PLANS?		ILLICIT DRUG USE: LIFETIME					
		M	F	White	Black	NE	NC	S	W	Yes	No	None	Mari- juana Only	Few Pills	More Pills	Any Her- oin	
<i>N (Weighted No. of Cases):</i>	2541	1093	1251	1498	287	489	545	965	542	1879	397	1263	551	201	357	38	
<i>% of Weighted Total:</i>	100.0	43.0	49.3	59.0	11.3	19.2	21.4	38.0	21.3	74.0	15.6	49.7	21.7	7.9	14.0	1.5	
B079C: With LSD																	
1. Not at all	90.5	92.7	90.3	90.7	72.6	96.8	82.5	97.3	82.3	87.8	91.2	-	-	100.0	95.8	71.7	
2. A few of the times	2.9	2.2	-	1.4	27.4	-	4.1	-	8.4	1.6	8.8	-	-	-	-	12.5	
3. Some of the times	4.0	5.1	3.9	4.1	-	3.2	13.4	-	2.9	6.5	-	-	-	-	4.2	4.8	
4. Most of the times	2.6	-	5.8	3.8	-	-	-	2.7	6.4	4.2	-	-	-	-	-	11.0	
5. Every time	-	-	-	-	-	-	-	-	-	-	-	-	-	-	-	-	
<i>Item 4310 Subject A01h</i>	<i>N†</i>	<i>101</i>	<i>44</i>	<i>45</i>	<i>69</i>	<i>4</i>	<i>22</i>	<i>19</i>	<i>34</i>	<i>26</i>	<i>62</i>	<i>22</i>	<i>-</i>	<i>-</i>	<i>8</i>	<i>67</i>	<i>24</i>
B079D: With hallucinogens other than LSD																	
1. Not at all	89.9	92.2	90.4	91.9	72.6	96.8	87.2	93.4	82.1	89.6	88.9	-	-	100.0	94.2	73.5	
2. A few of the times	3.1	2.3	2.0	1.3	27.4	-	5.4	2.7	4.5	3.1	5.3	-	-	-	1.5	9.0	
3. Some of the times	5.3	5.5	3.9	4.4	-	3.2	7.4	3.9	7.2	4.6	5.7	-	-	-	4.3	10.4	
4. Most of the times	1.6	-	3.7	2.4	-	-	-	-	6.2	2.7	-	-	-	-	-	7.1	
5. Every time	-	-	-	-	-	-	-	-	-	-	-	-	-	-	-	-	
<i>Item 4320 Subject A01h</i>	<i>N†</i>	<i>103</i>	<i>45</i>	<i>45</i>	<i>70</i>	<i>4</i>	<i>22</i>	<i>19</i>	<i>34</i>	<i>27</i>	<i>63</i>	<i>23</i>	<i>-</i>	<i>-</i>	<i>8</i>	<i>69</i>	<i>24</i>
B079E: With amphetamines																	
1. Not at all	86.0	84.5	88.9	84.3	72.6	91.8	80.7	87.5	83.0	86.9	82.0	-	-	100.0	93.0	60.2	
2. A few of the times	6.6	5.4	4.4	7.3	27.4	5.0	7.8	8.6	4.5	3.8	10.1	-	-	-	4.5	15.3	
3. Some of the times	4.8	8.0	2.9	4.5	-	3.2	11.5	3.9	2.8	5.0	7.9	-	-	-	2.5	13.3	
4. Most of the times	2.6	2.2	3.8	3.8	-	-	-	-	9.8	4.3	-	-	-	-	-	11.2	
5. Every time	-	-	-	-	-	-	-	-	-	-	-	-	-	-	-	-	
<i>Item 4330 Subject A01h</i>	<i>N†</i>	<i>102</i>	<i>45</i>	<i>44</i>	<i>69</i>	<i>4</i>	<i>22</i>	<i>19</i>	<i>34</i>	<i>27</i>	<i>62</i>	<i>23</i>	<i>-</i>	<i>-</i>	<i>8</i>	<i>69</i>	<i>24</i>
B079F: With quaaludes																	
1. Not at all	97.3	98.3	98.2	98.9	72.6	100.0	95.7	100.0	92.8	97.5	94.7	-	-	100.0	98.8	91.7	
2. A few of the times	2.0	-	1.8	1.1	27.4	-	4.3	-	4.5	1.3	5.3	-	-	-	1.2	5.1	
3. Some of the times	0.7	1.7	-	-	-	-	-	-	2.8	1.2	-	-	-	-	-	3.2	
4. Most of the times	-	-	-	-	-	-	-	-	-	-	-	-	-	-	-	-	
5. Every time	-	-	-	-	-	-	-	-	-	-	-	-	-	-	-	-	
<i>Item 4340 Subject A01h</i>	<i>N†</i>	<i>102</i>	<i>45</i>	<i>44</i>	<i>69</i>	<i>4</i>	<i>22</i>	<i>18</i>	<i>34</i>	<i>27</i>	<i>62</i>	<i>23</i>	<i>-</i>	<i>-</i>	<i>8</i>	<i>68</i>	<i>24</i>
B079G: With barbiturates																	
1. Not at all	97.4	96.9	100.0	99.1	72.6	100.0	100.0	100.0	90.5	97.8	94.7	-	-	100.0	100.0	88.2	
2. A few of the times	-	-	-	-	-	-	-	-	-	-	-	-	-	-	-	-	
3. Some of the times	2.6	3.1	-	0.9	27.4	-	-	-	9.5	2.2	5.3	-	-	-	-	11.8	
4. Most of the times	-	-	-	-	-	-	-	-	-	-	-	-	-	-	-	-	
5. Every time	-	-	-	-	-	-	-	-	-	-	-	-	-	-	-	-	
<i>Item 4350 Subject A01h</i>	<i>N†</i>	<i>101</i>	<i>44</i>	<i>44</i>	<i>69</i>	<i>4</i>	<i>22</i>	<i>19</i>	<i>32</i>	<i>27</i>	<i>61</i>	<i>23</i>	<i>-</i>	<i>-</i>	<i>8</i>	<i>69</i>	<i>22</i>
B079H: With tranquilizers																	
1. Not at all	86.9	85.8	89.0	86.3	72.6	96.8	82.2	83.2	86.9	85.3	90.8	-	-	100.0	89.4	73.6	
2. A few of the times	7.7	8.1	5.0	8.4	27.4	-	7.0	14.1	6.7	6.0	9.2	-	-	-	5.3	18.6	
3. Some of the times	3.4	6.1	1.6	2.4	-	3.2	5.4	-	6.4	5.5	-	-	-	-	2.5	7.7	
4. Most of the times	-	-	-	-	-	-	-	-	-	-	-	-	-	-	-	-	
5. Every time	1.9	-	4.4	2.8	-	-	5.4	2.7	-	3.1	-	-	-	-	2.8	-	
<i>Item 4360 Subject A01h</i>	<i>N†</i>	<i>101</i>	<i>45</i>	<i>44</i>	<i>69</i>	<i>4</i>	<i>22</i>	<i>19</i>	<i>33</i>	<i>27</i>	<i>63</i>	<i>22</i>	<i>-</i>	<i>-</i>	<i>8</i>	<i>69</i>	<i>22</i>

†=excludes respondents for whom question was inappropriate.

MONITORING THE FUTURE

QUESTIONNAIRE FORM 1 2007	TOTAL	SEX		RACE		REGION				COLLEGE PLANS?		ILLICIT DRUG USE: LIFETIME					
		M	F	White	Black	NE	NC	S	W	Yes	No	None	Mari- juana Only	Few Pills	More Pills	Any Her- oin	
<i>N (Weighted No. of Cases):</i>	2541	1093	1251	1498	287	489	545	965	542	1879	397	1263	551	201	357	38	
<i>% of Weighted Total:</i>	100.0	43.0	49.3	59.0	11.3	19.2	21.4	38.0	21.3	74.0	15.6	49.7	21.7	7.9	14.0	1.5	
B080: What have been the most important reasons for your taking cocaine? (Mark all that apply.)																	
A. To experiment—to see what it's like	76.4	67.7	87.9	81.0	78.2	82.5	84.6	69.6	74.1	79.3	76.1	-	-	85.4	79.2	65.4	
B. To relax or relieve tension	27.8	25.8	31.7	25.6	82.3	26.2	8.8	39.6	28.3	27.9	29.9	-	-	12.4	22.0	49.2	
C. To feel good or get high	64.2	70.1	65.3	68.4	45.1	56.1	67.9	58.7	75.9	75.1	52.6	-	-	29.2	61.7	83.1	
D. To seek deeper insights and understanding	14.0	13.2	14.1	13.2	27.4	17.9	13.5	9.9	17.0	11.7	11.5	-	-	-	9.3	31.6	
E. To have a good time with my friends	47.2	47.6	48.5	53.4	17.7	54.6	52.0	40.7	46.5	48.9	35.2	-	-	28.1	46.6	55.6	
F. To fit in with a group I like	10.0	11.3	8.9	12.0	-	3.7	11.5	4.2	22.5	15.5	2.9	-	-	9.1	8.0	15.8	
G. To get away from my problems or troubles	18.1	12.3	26.9	19.3	-	19.0	11.1	22.5	17.0	21.3	13.1	-	-	12.4	14.8	29.2	
H. Because of boredom, nothing else to do	22.9	28.6	18.4	27.0	-	22.4	46.5	15.6	13.2	31.0	12.6	-	-	12.4	24.2	23.0	
I. Because of anger or frustration	12.3	12.9	13.0	14.6	27.4	11.1	4.3	16.8	13.7	11.1	19.8	-	-	12.4	8.9	21.6	
J. To get through the day	10.8	13.5	11.3	14.1	-	6.0	7.3	16.9	8.9	11.7	4.4	-	-	-	11.7	12.0	
K. To increase the effects of some other drug(s)	11.7	10.6	10.0	11.3	-	13.0	10.4	15.6	5.7	11.4	7.1	-	-	-	9.7	21.0	
L. To decrease (offset) the effects of some other drug(s)	2.7	2.6	3.7	2.8	-	-	-	7.7	-	4.8	-	-	-	-	4.0	-	
M. To stay awake	32.0	34.9	37.0	40.3	17.7	21.1	42.8	33.6	29.3	41.7	15.5	-	-	12.4	27.5	51.4	
N. To get more energy	36.2	38.9	42.9	45.3	17.7	28.4	50.4	33.5	34.0	45.6	24.5	-	-	32.5	29.6	56.0	
O. Because I am "hooked"—I have to have it	8.4	8.1	8.6	9.2	-	6.0	4.5	13.3	6.6	6.6	5.0	-	-	14.6	3.8	19.1	
<i>Item 4370-4510 Subject A06a</i>	<i>N†</i>	109	51	43	73	4	22	23	38	26	62	26	-	-	9	74	26
B081: When you take cocaine, how high do you usually get?																	
1. Not at all high	6.4	7.1	3.8	2.2	35.9	6.0	2.0	10.9	3.8	3.7	7.1	-	-	20.9	4.1	4.1	
2. A little high	14.9	10.7	16.0	16.1	22.5	33.8	6.6	7.7	17.4	12.7	21.6	-	-	55.9	10.3	13.8	
3. Moderately high	40.8	43.2	45.0	50.6	-	17.8	60.1	38.3	46.8	41.0	41.2	-	-	8.2	46.7	37.5	
4. Very high	37.9	39.0	35.2	31.1	41.7	42.4	31.2	43.1	32.0	42.5	30.1	-	-	15.1	39.0	44.5	
5. I don't take it to get high	-	-	-	-	-	-	-	-	-	-	-	-	-	-	-	-	
<i>Item 4520 Subject A01e</i>	<i>N†</i>	112	52	44	75	5	22	24	40	26	63	27	-	-	10	75	26
B082: When you take cocaine, how long do you usually stay high?																	
1. Usually don't get high	7.7	5.1	9.2	5.4	35.9	6.0	4.2	13.4	3.8	3.7	9.1	-	-	20.9	7.3	-	
2. One to two hours	52.2	60.8	43.7	57.5	37.0	60.1	57.9	45.8	49.6	50.0	60.7	-	-	61.4	50.8	54.8	
3. Three to six hours	26.4	27.1	24.6	25.2	-	22.7	25.1	25.5	32.0	30.9	23.6	-	-	17.7	30.6	17.8	
4. Seven to 24 hours	10.8	5.2	17.4	7.6	27.2	11.1	8.3	14.1	8.1	11.2	4.9	-	-	-	10.7	15.9	
5. More than 24 hours	2.9	1.9	5.1	4.3	-	-	4.6	1.2	6.6	4.3	1.8	-	-	-	0.6	11.4	
<i>Item 4530 Subject A01f</i>	<i>N†</i>	110	51	44	75	5	22	24	38	26	64	27	-	-	10	75	24
B083: Have you ever tried to stop using cocaine and found that you couldn't stop?																	
1. Yes	14.1	14.0	14.1	14.0	-	8.6	8.6	18.2	17.9	14.0	8.3	-	-	-	11.0	29.4	
2. No	85.9	86.0	85.9	86.0	100.0	91.4	91.4	81.8	82.1	86.0	91.7	-	-	100.0	89.0	70.6	
<i>Item 4540 Subject A01i</i>	<i>N†</i>	114	52	47	76	5	23	24	39	27	66	27	-	-	9	76	26
B084: What forms of cocaine have you used? (Mark all that apply.)																	
A. Cocaine powder	95.6	98.5	96.6	98.0	72.6	93.3	98.0	97.6	92.3	96.5	95.4	-	-	82.9	99.4	89.5	
B. "Crack" or "rock"	27.7	26.8	26.0	21.5	78.2	22.8	37.3	23.0	30.4	30.8	22.7	-	-	8.9	27.7	34.0	
C. "Freebase" or "base"	17.9	18.9	19.9	15.1	-	19.4	29.8	8.7	19.8	22.3	16.8	-	-	29.1	14.9	22.5	
D. Coca paste	3.7	7.0	1.3	4.2	-	2.5	1.7	8.1	-	0.6	4.4	-	-	-	4.2	3.5	
<i>Item 4531-4534 Subject A01l</i>	<i>N†</i>	112	51	47	77	4	23	24	39	26	66	26	-	-	9	76	28
B085: What methods have you used for taking cocaine? (Mark all that apply.)																	
A. Sniffing or "snorting"	92.7	95.4	94.2	94.9	72.6	90.2	95.8	94.1	90.0	93.9	91.4	-	-	64.5	96.1	92.9	
B. Smoking	42.2	35.9	47.7	35.3	78.2	36.3	43.6	35.7	56.2	48.1	31.7	-	-	41.6	37.1	56.2	
C. Injection	6.4	7.2	4.8	2.9	-	-	6.3	-	22.1	9.1	-	-	-	-	6.0	9.7	
D. Inhaling fumes	12.9	6.7	23.5	12.8	17.7	10.7	24.0	7.5	13.1	17.3	9.4	-	-	12.0	11.9	16.0	
E. By mouth	31.7	20.8	46.9	31.7	33.1	25.7	40.7	35.3	23.6	35.2	27.3	-	-	23.3	30.6	37.6	
F. Other	4.0	2.6	6.7	2.6	-	6.7	-	7.2	-	6.8	-	-	-	17.1	0.6	8.8	
<i>Item 4550-4590 Subject A05d</i>	<i>N†</i>	112	51	47	77	4	23	23	40	26	66	27	-	-	9	76	28

†=excludes respondents for whom question was inappropriate.

DESCRIPTIVE RESULTS: 2007

83

QUESTIONNAIRE FORM 1 2007	TOTAL	SEX		RACE		REGION				COLLEGE PLANS?		ILLICIT DRUG USE: LIFETIME				
		M	F	White	Black	NE	NC	S	W	Yes	No	None	Mari- juana Only	Few Pills	More Pills	Any Her- oin
<i>N (Weighted No. of Cases):</i>	2541	1093	1251	1498	287	489	545	965	542	1879	397	1263	551	201	357	38
<i>% of Weighted Total:</i>	100.0	43.0	49.3	59.0	11.3	19.2	21.4	38.0	21.3	74.0	15.6	49.7	21.7	7.9	14.0	1.5
B086: Do you think you will be using cocaine five years from now?																
1. I definitely will	0.7	1.0	0.2	0.7	0.4	0.5	0.7	0.7	0.6	0.5	0.1	0.3	0.9	-	0.7	12.2
2. I probably will	1.2	1.3	1.0	0.9	0.8	0.9	1.7	0.3	2.5	1.1	1.7	0.1	0.4	1.2	5.4	12.4
3. I probably will not	6.6	7.5	5.6	7.4	0.5	10.2	6.2	5.9	4.8	6.8	5.8	2.6	7.2	10.0	15.6	31.6
4. I definitely will not	91.6	90.1	93.2	91.1	98.4	88.3	91.5	93.0	92.1	91.6	92.3	97.0	91.5	88.8	78.3	43.8
<i>Item 4600 Subject A04a</i>	<i>N</i> 2343	1051	1217	1464	268	445	512	874	512	1820	377	1212	519	193	333	38
The next questions are about HEROIN.																
B087: On how many occasions (if any) have you taken heroin . . .																
B087A: . . . in your lifetime?																
1. 0 occasions	98.4	98.3	98.7	98.2	99.4	99.3	99.0	97.9	97.9	98.4	98.0	100.0	100.0	100.0	100.0	-
2. 1-2	0.8	0.7	0.7	0.9	0.5	0.5	0.2	1.1	1.2	0.8	1.3	-	-	-	-	51.1
3. 3-5	0.2	0.1	0.3	0.3	0.1	-	0.4	0.3	0.1	0.3	-	-	-	-	-	13.6
4. 6-9	0.2	0.3	-	0.1	-	-	-	0.4	0.1	0.2	-	-	-	-	-	11.1
5. 10-19	0.2	0.1	0.2	0.3	-	-	0.1	0.3	0.1	0.1	0.5	-	-	-	-	10.7
6. 20-39	*	*	-	-	-	-	0.2	-	-	*	0.2	-	-	-	-	3.1
7. 40 or more	0.2	0.4	-	0.2	-	0.2	0.1	-	0.5	0.2	0.1	-	-	-	-	10.3
<i>Item 1100 Subject A01a</i>	<i>N</i> 2333	1037	1222	1454	269	445	506	873	509	1816	378	1212	518	193	330	37
B087B: . . . during the last 12 months?																
1. 0 occasions	99.1	99.1	99.3	99.0	99.4	99.5	99.3	99.3	98.2	99.1	98.8	100.0	100.0	100.0	100.0	41.9
2. 1-2	0.5	0.3	0.5	0.6	0.6	0.4	0.2	0.5	1.1	0.5	0.7	-	-	-	-	33.7
3. 3-5	0.3	0.3	0.2	0.3	-	-	0.3	0.2	0.5	0.3	0.2	-	-	-	-	16.8
4. 6-9	*	0.1	-	-	-	-	0.1	-	0.1	0.1	-	-	-	-	-	3.2
5. 10-19	*	*	-	-	-	-	0.1	-	-	-	0.1	-	-	-	-	1.4
6. 20-39	*	0.1	-	*	-	0.2	0.1	-	-	*	0.1	-	-	-	-	2.9
7. 40 or more	-	-	-	-	-	-	-	-	-	-	-	-	-	-	-	-
<i>Item 1110 Subject A01b</i>	<i>N</i> 2334	1038	1222	1455	269	445	508	872	509	1817	378	1212	518	193	332	36
B087C: . . . during the last 30 days?																
1. 0 occasions	99.3	99.3	99.5	99.4	99.4	99.7	99.5	99.4	98.8	99.4	99.2	100.0	100.0	100.0	100.0	58.9
2. 1-2	0.4	0.3	0.4	0.5	0.6	0.1	0.2	0.3	1.1	0.4	0.5	-	-	-	-	27.3
3. 3-5	0.1	0.1	0.1	0.1	-	-	0.2	0.1	-	0.1	0.1	-	-	-	-	6.0
4. 6-9	*	0.1	-	-	-	-	-	-	0.1	*	-	-	-	-	-	2.0
5. 10-19	0.1	0.1	-	-	-	-	0.1	0.1	-	-	0.1	-	-	-	-	3.9
6. 20-39	*	0.1	-	*	-	0.2	-	-	-	*	-	-	-	-	-	1.9
7. 40 or more	-	-	-	-	-	-	-	-	-	-	-	-	-	-	-	-
<i>Item 1120 Subject A01c</i>	<i>N</i> 2335	1039	1222	1455	269	445	508	873	509	1817	378	1212	518	193	332	37
The next questions are about NARCOTICS OTHER THAN HEROIN, which are sometimes prescribed by doctors. Drugstores are not supposed to sell them without a prescription. These include: Methadone, Codeine, OxyContin, Percodan, Opium, Demerol, Percocet, Ultram, Morphine, and Vicodin.																
B088: Have you ever taken any narcotics other than heroin because a doctor told you to use them?																
1. No	83.4	83.4	83.4	77.7	97.1	83.9	82.3	85.2	80.9	82.8	84.9	90.7	89.8	68.9	57.7	52.1
2. Yes, but I had already tried them on my own	4.5	4.5	4.3	6.2	0.5	2.7	5.9	3.2	7.0	4.2	5.2	0.2	-	3.7	23.7	44.5
3. Yes, and it was the first time I took any	12.1	12.1	12.3	16.1	2.4	13.4	11.7	11.6	12.1	12.9	9.9	9.1	10.2	27.4	18.6	3.5
<i>Item 5020 Subject A01j</i>	<i>N</i> 2335	1042	1226	1465	263	449	512	864	510	1819	382	1210	512	194	339	35
B089: On how many occasions (if any) have you taken narcotics other than heroin on your own—that is, without a doctor telling you to take them . . .																

*=less than .05 percent.

MONITORING THE FUTURE

QUESTIONNAIRE FORM 1 2007	TOTAL	SEX		RACE		REGION				COLLEGE PLANS?		ILLICIT DRUG USE: LIFETIME				
		M	F	White	Black	NE	NC	S	W	Yes	No	None	Mari- juana Only	Few Pills	More Pills	Any Her- oin
<i>N (Weighted No. of Cases):</i>	2541	1093	1251	1498	287	489	545	965	542	1879	397	1263	551	201	357	38
<i>% of Weighted Total:</i>	100.0	43.0	49.3	59.0	11.3	19.2	21.4	38.0	21.3	74.0	15.6	49.7	21.7	7.9	14.0	1.5
B089A: . . . in your lifetime?																
1. 0 occasions	87.5	86.8	88.4	83.9	97.8	89.4	86.1	89.0	84.7	88.1	85.1	100.0	100.0	66.0	40.8	26.2
2. 1-2	4.1	4.5	3.8	5.1	1.0	4.9	3.8	3.7	4.4	4.2	4.5	-	-	34.0	8.1	5.2
3. 3-5	3.0	2.4	3.4	4.0	1.1	2.7	3.6	2.9	2.7	2.7	5.1	-	-	-	20.1	3.4
4. 6-9	1.6	1.4	1.5	2.1	-	1.3	0.9	1.4	2.8	1.2	2.7	-	-	-	9.1	15.8
5. 10-19	1.4	2.0	0.9	1.6	0.1	0.4	1.6	0.6	3.2	1.4	0.8	-	-	-	8.9	4.6
6. 20-39	0.8	0.9	0.6	1.1	-	*	1.4	1.0	0.7	0.7	1.1	-	-	-	4.6	11.1
7. 40 or more	1.7	1.9	1.3	2.2	-	1.2	2.7	1.4	1.6	1.7	0.8	-	-	-	8.4	33.6
<i>Item 1130 Subject A01a</i>	<i>N</i> 2332	1040	1222	1461	269	441	515	867	509	1817	379	1212	510	194	338	34
B089B: . . . during the last 12 months?																
1. 0 occasions	90.7	89.7	92.1	88.1	98.0	93.4	89.3	91.4	88.5	91.4	88.9	100.0	100.0	81.6	52.6	41.8
2. 1-2	4.2	4.6	4.0	5.6	1.7	3.3	4.6	5.0	3.3	4.0	5.9	-	-	18.4	17.7	8.2
3. 3-5	2.0	1.8	1.8	2.4	0.4	1.8	1.9	1.3	3.5	1.6	3.3	-	-	-	12.4	13.3
4. 6-9	0.5	0.6	0.3	0.6	-	0.5	0.6	0.2	0.9	0.5	0.6	-	-	-	2.9	4.2
5. 10-19	1.4	1.9	0.8	1.8	-	0.3	2.4	1.0	2.0	1.4	0.3	-	-	-	9.1	6.3
6. 20-39	0.8	1.0	0.7	1.1	-	0.5	0.5	0.7	1.6	0.7	0.4	-	-	-	4.0	15.3
7. 40 or more	0.4	0.5	0.3	0.4	-	0.1	0.7	0.4	0.1	0.4	0.5	-	-	-	1.3	11.0
<i>Item 1140 Subject A01b</i>	<i>N</i> 2334	1042	1221	1461	269	440	516	870	509	1817	379	1212	510	193	338	36
B089C: . . . during the last 30 days?																
1. 0 occasions	96.1	95.9	96.8	95.4	98.8	97.6	94.1	97.3	94.9	96.2	96.9	100.0	100.0	96.0	80.4	51.5
2. 1-2	2.0	1.7	2.0	2.4	1.2	1.4	3.3	1.2	2.7	2.1	1.3	-	-	4.0	10.0	18.4
3. 3-5	0.9	1.1	0.6	0.9	-	0.3	1.9	0.6	0.9	0.8	1.2	-	-	-	5.5	7.9
4. 6-9	0.5	0.8	0.3	0.8	-	0.5	0.4	0.4	1.0	0.6	0.4	-	-	-	1.9	17.9
5. 10-19	0.2	0.4	0.2	0.3	-	0.2	0.2	0.3	0.4	0.2	-	-	-	-	1.6	1.3
6. 20-39	0.1	0.1	0.1	0.1	-	-	-	0.2	-	0.1	-	-	-	-	0.2	2.9
7. 40 or more	*	-	0.1	0.1	-	-	0.1	0.1	-	*	0.2	-	-	-	0.3	-
<i>Item 1150 Subject A01c</i>	<i>N</i> 2328	1036	1221	1457	269	440	512	867	509	1816	375	1212	510	193	335	34
IF YOU HAVE NOT TAKEN NARCOTICS OTHER THAN HEROIN IN THE LAST TWELVE MONTHS, GO TO Q.B098.																
THE FOLLOWING QUESTIONS REFER ONLY TO TAKING NARCOTICS OTHER THAN HEROIN WITHOUT A DOCTOR'S ORDERS. IF YOU HAVE NOT DONE THIS IN THE LAST TWELVE MONTHS, GO TO Q.B098.																
B090: When you used narcotics other than heroin during the last year, how often did you use them in each of the following situations?																
B090A: When you were alone																
1. Not at all	45.2	45.7	44.4	47.0	42.5	43.4	44.4	53.0	37.1	40.0	65.2	-	-	68.9	45.4	13.3
2. A few of the times	30.4	28.0	34.0	29.9	22.2	31.9	22.1	26.7	43.0	33.1	22.3	-	-	11.3	33.2	35.4
3. Some of the times	9.4	13.1	6.0	9.8	-	9.5	18.7	6.0	3.9	9.9	4.2	-	-	-	10.7	12.8
4. Most of the times	7.9	7.5	5.8	6.4	-	12.0	6.7	8.4	6.4	6.9	8.3	-	-	-	6.8	25.4
5. Every time	7.1	5.7	9.8	6.9	35.3	3.2	8.1	6.0	9.6	10.1	-	-	-	19.7	3.9	13.2
<i>Item 5030 Subject A05a</i>	<i>N†</i> 193	93	87	157	5	25	53	64	50	137	38	-	-	27	145	21
B090B: With just 1 or 2 other people																
1. Not at all	17.1	16.9	16.1	16.8	22.6	11.8	16.9	17.9	18.8	18.1	18.1	-	-	43.2	14.7	-
2. A few of the times	32.3	32.8	34.3	31.0	32.9	37.4	26.9	34.3	32.7	25.8	53.3	-	-	36.7	29.8	45.2
3. Some of the times	23.7	24.7	23.1	24.6	26.8	14.9	34.1	20.9	20.9	27.3	11.4	-	-	3.1	27.7	21.0
4. Most of the times	15.1	12.5	16.4	15.2	17.7	28.9	10.4	13.1	15.7	15.4	9.6	-	-	-	16.2	26.9
5. Every time	11.8	13.2	10.2	12.4	-	7.1	11.6	13.8	11.9	13.3	7.5	-	-	17.1	11.5	6.9
<i>Item 5040 Subject A05b</i>	<i>N†</i> 188	92	84	154	5	24	50	61	53	134	38	-	-	26	143	19
B090C: At a party																
1. Not at all	56.0	46.1	68.3	57.8	51.0	48.3	54.8	59.6	56.4	58.1	58.7	-	-	79.5	56.8	20.6
2. A few of the times	15.8	25.7	5.9	16.0	22.2	11.1	14.6	15.5	19.7	14.9	16.5	-	-	10.7	14.3	32.7
3. Some of the times	15.9	12.8	18.5	15.9	-	26.4	19.2	12.0	12.3	16.3	10.8	-	-	3.1	16.7	26.3
4. Most of the times	9.9	13.2	5.2	7.9	26.8	5.9	9.9	11.7	9.7	8.0	11.8	-	-	-	10.8	16.6
5. Every time	2.4	2.2	2.1	2.4	-	8.2	1.5	1.3	1.9	2.8	2.2	-	-	6.8	1.4	3.8
<i>Item 5050 Subject A05c</i>	<i>N†</i> 186	90	84	151	5	24	50	62	50	134	35	-	-	26	141	20

* = less than .05 percent. † = excludes respondents for whom question was inappropriate.

DESCRIPTIVE RESULTS: 2007

85

QUESTIONNAIRE FORM 1 2007	TOTAL	SEX		RACE		REGION				COLLEGE PLANS?		ILLICIT DRUG USE: LIFETIME					
		M	F	White	Black	NE	NC	S	W	Yes	No	None	Mari- juana Only	Few Pills	More Pills	Any Her- oin	
<i>N (Weighted No. of Cases):</i>	2541	1093	1251	1498	287	489	545	965	542	1879	397	1263	551	201	357	38	
<i>% of Weighted Total:</i>	100.0	43.0	49.3	59.0	11.3	19.2	21.4	38.0	21.3	74.0	15.6	49.7	21.7	7.9	14.0	1.5	
B090D: When your date or spouse was present																	
1. Not at all	71.7	81.8	64.9	74.8	77.8	67.4	72.8	71.7	72.8	77.6	62.1	-	-	85.6	69.9	65.8	
2. A few of the times	12.0	12.1	9.2	9.0	22.2	9.8	13.2	14.8	8.4	6.7	19.4	-	-	7.7	12.1	17.2	
3. Some of the times	8.7	3.9	12.4	8.8	-	14.8	12.5	4.8	6.8	9.1	4.9	-	-	-	9.3	17.0	
4. Most of the times	5.1	2.3	8.0	4.4	-	5.4	1.6	3.8	10.1	5.4	6.5	-	-	-	6.8	-	
5. Every time	2.5	-	5.4	3.1	-	2.5	-	5.0	1.9	1.1	7.0	-	-	6.8	2.0	-	
<i>Item 5060 Subject A05b</i>	<i>N†</i>	186	88	85	151	5	25	50	61	50	134	35	-	-	27	140	19
B090E: When people over age 30 were present																	
1. Not at all	54.7	57.1	53.2	57.4	36.2	58.7	63.9	55.5	42.9	58.2	42.8	-	-	68.0	55.9	34.0	
2. A few of the times	27.9	27.6	28.8	26.7	59.9	27.9	17.1	29.4	36.7	24.6	39.8	-	-	13.7	27.0	46.5	
3. Some of the times	8.1	6.6	8.9	8.0	-	10.9	11.7	3.8	8.2	8.7	3.8	-	-	5.2	8.6	8.7	
4. Most of the times	4.3	5.7	2.5	2.4	3.8	2.5	7.4	2.4	4.5	2.7	12.4	-	-	-	4.9	6.1	
5. Every time	5.0	3.0	6.6	5.5	-	-	-	8.9	7.7	5.8	1.3	-	-	13.1	3.6	4.7	
<i>Item 5070 Subject A05b</i>	<i>N†</i>	185	89	85	152	7	25	49	60	50	135	35	-	-	26	138	20
B090F: During the daytime (before 4:00 p.m.)																	
1. Not at all	40.9	44.4	38.7	41.6	36.2	40.4	33.2	61.4	24.1	38.0	47.6	-	-	71.6	39.4	15.5	
2. A few of the times	20.4	12.0	25.3	22.4	17.5	17.4	26.8	19.7	16.4	18.0	29.5	-	-	10.6	20.0	36.6	
3. Some of the times	21.7	22.4	22.3	19.0	21.4	25.2	30.5	13.2	21.5	24.7	8.6	-	-	4.0	22.7	31.2	
4. Most of the times	12.1	12.8	11.9	11.4	25.0	10.2	3.2	1.0	35.2	13.3	11.2	-	-	-	13.8	16.7	
5. Every time	4.9	8.5	1.8	5.6	-	6.8	6.3	4.8	2.8	6.0	3.1	-	-	13.8	4.1	-	
<i>Item 5080 Subject A05c</i>	<i>N†</i>	185	90	85	152	7	25	49	61	50	135	35	-	-	26	138	20
B090G: At your home (or apartment or dorm)																	
1. Not at all	27.6	29.8	25.1	25.1	43.4	32.1	30.2	35.2	14.5	26.5	29.4	-	-	44.5	27.1	11.9	
2. A few of the times	24.8	21.4	27.1	27.2	17.5	22.4	26.0	21.7	28.4	23.9	30.7	-	-	11.0	25.1	42.2	
3. Some of the times	17.7	15.8	21.2	17.1	25.2	18.8	24.7	15.2	13.8	16.2	11.9	-	-	8.3	19.1	14.2	
4. Most of the times	17.1	20.0	13.6	16.1	-	20.2	15.7	13.4	21.3	20.6	10.4	-	-	2.9	17.8	31.7	
5. Every time	12.7	12.9	13.0	14.5	13.9	6.6	3.4	14.5	22.1	12.8	17.6	-	-	33.3	10.9	-	
<i>Item 5090 Subject A05c</i>	<i>N†</i>	187	92	85	155	7	25	48	61	53	134	38	-	-	26	139	20
B090H: At school																	
1. Not at all	63.9	58.7	69.8	63.7	57.3	70.9	67.2	71.7	48.8	63.3	67.6	-	-	96.6	62.2	37.6	
2. A few of the times	14.0	10.1	16.0	14.3	17.5	9.5	14.5	16.8	12.6	13.2	19.9	-	-	3.4	15.2	20.9	
3. Some of the times	14.0	18.6	10.0	14.2	25.2	8.2	14.0	5.1	26.8	14.9	8.0	-	-	-	11.9	41.4	
4. Most of the times	4.4	7.5	1.7	3.8	-	11.5	-	1.7	8.4	4.4	1.6	-	-	-	5.9	-	
5. Every time	3.6	5.0	2.5	4.0	-	-	4.3	4.7	3.4	4.2	2.8	-	-	-	4.8	-	
<i>Item 5100 Subject A05c</i>	<i>N†</i>	187	92	85	155	7	25	49	59	53	135	38	-	-	26	140	19
B090I: In a car																	
1. Not at all	69.6	71.3	68.8	73.4	40.1	68.7	65.6	73.9	68.7	71.2	71.3	-	-	92.5	71.5	30.5	
2. A few of the times	13.0	13.2	10.7	12.7	17.5	5.0	14.1	15.1	13.4	10.8	14.3	-	-	-	13.3	29.4	
3. Some of the times	13.8	12.7	15.6	11.0	42.5	21.7	14.6	6.2	18.0	13.7	11.7	-	-	7.5	11.0	35.6	
4. Most of the times	2.4	1.8	3.2	2.3	-	4.7	4.6	1.8	-	2.9	1.5	-	-	-	3.2	-	
5. Every time	1.2	1.0	1.7	0.6	-	-	1.0	3.0	-	1.4	1.2	-	-	-	1.0	4.5	
<i>Item 5120 Subject A05c</i>	<i>N†</i>	185	90	85	153	7	25	48	59	53	133	38	-	-	26	139	19
B091: Where did you get the prescription-type narcotics other than heroin you used without a doctor's orders during the last year? (Mark all that apply.)																	
A. Bought on the Internet	1.8	2.6	-	-	21.4	6.0	-	3.0	-	0.6	3.9	-	-	-	-	9.0	
B. Took from friend or relative without asking	26.6	24.6	29.1	27.6	31.3	17.3	21.8	25.3	36.9	26.5	29.1	-	-	3.9	27.8	48.0	
C. Given for free by friend or relative	55.1	55.1	60.7	57.8	25.0	52.1	53.2	51.0	62.9	56.5	58.7	-	-	35.1	61.5	39.8	
D. Bought from friend or relative	38.4	44.7	35.1	39.3	21.1	26.2	47.9	35.3	38.5	41.5	25.8	-	-	-	42.0	63.7	
E. From a prescription I had	39.5	34.8	47.4	42.9	26.2	33.5	41.5	41.9	37.8	46.7	25.2	-	-	51.9	37.8	38.9	
F. Bought from drug dealer/stranger	17.9	20.3	13.4	15.7	-	16.9	24.8	22.5	6.6	17.6	10.6	-	-	-	18.6	36.8	
G. Other method	7.7	4.7	8.5	7.1	-	4.4	10.1	11.0	3.4	7.2	11.1	-	-	13.7	6.2	11.7	
<i>Item 31910-31970 Subject A01n</i>	<i>N†</i>	186	91	84	154	7	25	49	59	52	133	38	-	-	25	139	20

†=excludes respondents for whom question was inappropriate.

MONITORING THE FUTURE

QUESTIONNAIRE FORM 1 2007	TOTAL	SEX		RACE		REGION				COLLEGE PLANS?		ILLCIT DRUG USE: LIFETIME					
		M	F	White	Black	NE	NC	S	W	Yes	No	None	Mari- juana Only	Few Pills	More Pills	Any Her- oin	
<i>N (Weighted No. of Cases):</i>	2541	1093	1251	1498	287	489	545	965	542	1879	397	1263	551	201	357	38	
<i>% of Weighted Total:</i>	100.0	43.0	49.3	59.0	11.3	19.2	21.4	38.0	21.3	74.0	15.6	49.7	21.7	7.9	14.0	1.5	
B092: What have been the most important reasons for your using narcotics other than heroin without a doctor's orders? (Mark all that apply.)																	
A. To experiment—to see what it's like	53.5	58.7	46.2	54.7	35.0	52.6	62.7	40.4	60.4	55.4	42.3	-	-	40.2	55.5	58.9	
B. To relax or relieve tension	61.3	60.0	63.7	64.3	38.6	55.5	58.7	58.2	70.0	65.1	55.2	-	-	43.9	61.9	81.1	
C. To feel good or get high	54.7	59.9	51.1	58.6	21.4	57.7	54.2	45.7	64.0	56.8	45.1	-	-	20.1	57.5	71.6	
D. To seek deeper insights and understanding	8.5	11.6	5.2	7.5	-	4.2	14.1	7.9	6.0	9.0	3.3	-	-	6.7	5.7	29.6	
E. To have a good time with my friends	28.4	29.6	26.2	29.3	-	28.5	19.7	24.3	41.2	28.9	22.8	-	-	12.4	28.8	45.3	
F. To fit in with a group I like	0.4	-	0.9	0.5	-	-	1.6	-	-	0.6	-	-	-	-	0.6	-	
G. To get away from my problems or troubles	20.6	17.3	26.6	22.1	-	11.6	25.5	14.1	27.7	22.4	19.8	-	-	14.2	18.8	40.7	
H. Because of boredom, nothing else to do	19.2	20.0	20.6	20.0	-	9.0	19.5	8.8	35.7	24.2	7.3	-	-	12.9	17.1	41.7	
I. Because of anger or frustration	9.7	3.1	17.1	10.2	-	7.8	16.3	8.2	6.2	10.7	8.7	-	-	2.1	10.0	17.1	
J. To get through the day	14.9	13.7	15.1	15.4	-	10.9	15.7	15.3	15.5	15.8	5.6	-	-	10.1	12.7	35.7	
K. To increase the effects of some other drug(s)	8.0	10.0	5.5	8.0	-	13.6	10.5	8.3	2.8	8.0	4.2	-	-	4.4	7.9	13.1	
L. To decrease (offset) the effects of some other drug(s)	1.0	0.5	1.6	1.2	-	-	1.0	2.3	-	0.7	2.5	-	-	-	1.0	2.4	
M. To get to sleep	20.8	17.3	26.4	21.6	-	16.2	31.8	15.4	18.9	21.9	19.5	-	-	12.2	20.9	30.8	
N. As a substitute for heroin	3.3	4.0	2.9	3.7	-	-	1.9	1.5	8.1	4.2	1.3	-	-	-	-	28.7	
O. To relieve physical pain	48.6	40.3	60.1	52.7	26.2	32.4	62.0	44.3	48.7	49.8	47.7	-	-	50.7	48.9	47.6	
P. To control coughing	6.1	3.9	9.1	7.0	-	3.2	6.0	6.6	7.0	6.9	4.1	-	-	-	6.6	10.1	
Q. Because I am "hooked"—I have to have them	3.1	4.1	2.3	3.3	-	-	2.3	3.0	5.3	4.3	-	-	-	-	1.4	17.9	
<i>Item 5230-5370 Subject A06a</i>	<i>N†</i>	186	92	84	153	7	25	49	60	52	132	38	-	-	24	139	21
B093: When you take narcotics other than heroin, how high do you usually get?																	
1. Not at all high	7.7	6.7	7.5	8.4	-	4.7	12.4	6.1	6.6	8.6	5.0	-	-	13.1	7.3	4.4	
2. A little high	26.3	22.5	29.9	25.4	38.8	36.2	32.9	21.3	21.3	25.1	31.6	-	-	25.6	24.9	31.5	
3. Moderately high	39.5	52.4	25.9	41.9	29.5	36.8	36.4	37.4	45.9	38.0	37.3	-	-	20.4	45.6	24.8	
4. Very high	11.6	13.4	10.8	11.4	-	8.7	3.6	12.1	19.6	13.7	7.1	-	-	7.6	8.9	34.2	
5. I don't take them to get high	15.0	4.9	26.0	13.1	31.6	13.6	14.6	23.1	6.5	14.6	19.1	-	-	33.4	13.3	5.1	
<i>Item 5380 Subject A01e</i>	<i>N†</i>	186	92	85	153	7	25	49	60	53	134	38	-	-	25	139	21
B094: When you take narcotics other than heroin, how long do you usually stay high?																	
1. Usually don't get high	17.8	9.2	24.9	17.6	27.8	10.9	28.5	20.6	7.9	17.8	20.7	-	-	28.6	17.9	4.7	
2. One to two hours	33.1	27.0	37.8	29.3	51.1	44.2	34.1	34.4	25.4	28.8	45.9	-	-	49.0	29.8	30.3	
3. Three to six hours	42.1	53.6	32.9	47.2	-	34.7	31.9	41.1	56.2	46.8	24.2	-	-	15.1	46.3	50.9	
4. Seven to 24 hours	6.4	8.8	4.4	6.0	21.1	10.1	4.7	2.4	10.6	5.6	9.3	-	-	7.3	6.0	7.9	
5. More than 24 hours	0.7	1.4	-	-	-	-	0.8	1.5	-	0.9	-	-	-	-	-	6.3	
<i>Item 5390 Subject A01f</i>	<i>N†</i>	185	91	84	155	7	25	48	59	52	134	37	-	-	26	137	20
B095: What narcotics other than heroin have you taken during the last year without a doctor's orders? (Mark all that apply.)																	
A. Methadone	10.4	12.4	9.5	10.4	21.1	6.5	11.5	16.6	4.1	10.4	6.7	-	-	-	10.6	22.3	
B. Opium	12.3	9.1	11.6	11.6	17.5	11.7	14.6	12.5	10.2	9.7	19.3	-	-	-	10.0	42.5	
C. Morphine	21.8	29.2	15.2	19.7	-	19.8	27.1	23.8	15.5	20.7	22.6	-	-	4.7	20.9	49.0	
D. Codeine	52.6	48.1	56.5	55.4	12.3	52.7	59.7	60.3	36.9	55.4	40.3	-	-	26.7	56.3	62.7	
E. Demerol	12.2	8.9	16.0	14.1	-	6.6	18.2	13.6	7.5	13.7	6.7	-	-	-	11.8	29.7	
F. Vicodin	71.8	77.8	68.0	75.3	17.7	68.4	89.5	62.3	67.7	73.9	64.5	-	-	47.1	80.1	51.6	
G. OxyContin	37.6	39.6	34.8	37.2	-	26.7	35.3	36.4	46.3	35.3	41.0	-	-	9.0	38.9	64.1	
H. Percocet	40.0	45.6	35.4	40.3	49.1	49.6	32.9	30.1	53.7	40.3	44.9	-	-	16.1	41.1	56.0	
I. Percodan	5.6	7.4	4.2	6.7	-	2.9	5.6	10.0	1.6	5.6	7.7	-	-	3.4	5.3	10.2	
J. Ultram	5.2	5.3	5.7	5.0	-	1.9	3.5	6.1	7.4	6.2	3.7	-	-	-	6.0	6.5	
K. Other	18.4	16.8	22.3	19.7	-	7.0	40.2	10.8	12.1	24.8	3.9	-	-	9.8	19.0	25.9	
L. Don't know the names of some I have used	8.7	7.3	9.7	8.8	-	6.3	2.9	9.9	13.8	7.2	16.5	-	-	9.2	8.4	10.2	
<i>Item 5400-5445, 5455, 5465, 5475, 5480-5490, 31980 Subject A01i</i>	<i>N†</i>	184	92	83	153	7	25	49	60	51	131	38	-	-	24	137	21

†=excludes respondents for whom question was inappropriate.

DESCRIPTIVE RESULTS: 2007

87

QUESTIONNAIRE FORM 1 2007	TOTAL	SEX		RACE		REGION				COLLEGE PLANS?		ILLICIT DRUG USE: LIFETIME					
		M	F	White	Black	NE	NC	S	W	Yes	No	None	Mari- juana Only	Few Pills	More Pills	Any Her- oin	
<i>N (Weighted No. of Cases):</i>	2541	1093	1251	1498	287	489	545	965	542	1879	397	1263	551	201	357	38	
<i>% of Weighted Total:</i>	100.0	43.0	49.3	59.0	11.3	19.2	21.4	38.0	21.3	74.0	15.6	49.7	21.7	7.9	14.0	1.5	
B096: Have you ever tried to stop using narcotics other than heroin and found that you couldn't stop?																	
1. Yes	8.1	10.7	6.2	6.5	21.4	16.8	9.2	4.9	6.7	8.8	5.9	-	-	-	5.2	30.6	
2. No	91.9	89.3	93.8	93.5	78.6	83.2	90.8	95.1	93.3	91.2	94.1	-	-	100.0	94.8	69.4	
<i>Item 5500 Subject A01i</i>	<i>N†</i>	<i>187</i>	<i>93</i>	<i>84</i>	<i>154</i>	<i>7</i>	<i>25</i>	<i>49</i>	<i>60</i>	<i>53</i>	<i>134</i>	<i>38</i>	<i>-</i>	<i>-</i>	<i>25</i>	<i>139</i>	<i>21</i>
B097: What methods have you used for taking any of these narcotics other than heroin? (Mark all that apply.)																	
A. Sniffing or "snorting"	31.5	30.9	32.9	33.6	-	34.3	35.6	22.7	36.2	35.1	18.1	-	-	1.1	33.2	56.0	
B. Smoking	11.1	9.9	8.8	7.0	19.1	10.4	11.0	6.4	16.7	10.3	7.9	-	-	3.4	6.6	49.9	
C. Injection	1.3	1.7	1.1	1.4	-	-	0.8	3.5	-	1.0	3.2	-	-	-	1.5	1.9	
D. By mouth	93.1	93.7	96.7	99.2	57.6	83.6	96.3	94.5	93.0	97.7	80.8	-	-	100.0	95.7	74.8	
E. Other	3.9	4.4	1.1	1.3	23.3	11.1	1.0	6.7	-	1.7	10.6	-	-	-	1.8	15.2	
<i>Item 5510-5550 Subject A05d</i>	<i>N†</i>	<i>185</i>	<i>93</i>	<i>82</i>	<i>153</i>	<i>6</i>	<i>25</i>	<i>49</i>	<i>59</i>	<i>52</i>	<i>133</i>	<i>37</i>	<i>-</i>	<i>-</i>	<i>23</i>	<i>139</i>	<i>21</i>
B098: Do you think you will be using any narcotics other than heroin without a doctor's orders five years from now?																	
1. I definitely will	0.5	0.4	0.5	0.5	0.4	*	0.7	0.6	0.6	0.5	0.1	0.3	0.7	-	0.9	5.3	
2. I probably will	2.9	2.8	2.7	3.5	1.4	1.8	3.6	2.0	4.6	2.7	3.7	0.3	0.1	1.9	13.8	34.6	
3. I probably will not	11.1	13.4	9.3	13.2	2.8	13.7	12.7	8.8	11.2	11.8	7.1	4.6	8.4	24.0	31.4	24.0	
4. I definitely will not	85.5	83.3	87.5	82.8	95.5	84.4	83.1	88.6	83.6	84.9	89.0	94.8	90.8	74.1	54.0	36.1	
<i>Item 5560 Subject A04a</i>	<i>N</i>	<i>2336</i>	<i>1057</i>	<i>1219</i>	<i>1468</i>	<i>272</i>	<i>441</i>	<i>511</i>	<i>873</i>	<i>511</i>	<i>1829</i>	<i>376</i>	<i>1214</i>	<i>515</i>	<i>195</i>	<i>325</i>	<i>37</i>
B099: Have you ever attended a treatment program for alcohol or drug abuse where you stayed overnight?																	
1. No, never	98.5	98.3	99.0	98.1	99.0	99.1	98.2	98.9	97.7	98.9	97.1	100.0	99.6	98.7	93.9	79.3	
2. Yes, but not in the past 12 months	0.9	1.0	0.7	1.2	0.4	0.4	1.3	0.8	1.1	0.7	1.9	-	0.4	-	4.0	13.6	
3. Yes, sometime in the past 12 months	0.6	0.7	0.4	0.7	0.5	0.5	0.5	0.3	1.2	0.4	1.0	-	-	1.3	2.1	7.2	
<i>Item 22360 Subject A08a, T04</i>	<i>N</i>	<i>2353</i>	<i>1063</i>	<i>1233</i>	<i>1477</i>	<i>275</i>	<i>442</i>	<i>517</i>	<i>883</i>	<i>511</i>	<i>1843</i>	<i>386</i>	<i>1217</i>	<i>518</i>	<i>196</i>	<i>336</i>	<i>37</i>
B100: Have you ever received any other kind of professional counseling, treatment, or therapy because of your use of alcohol or drugs?																	
1. No, never	96.5	96.5	96.6	95.7	99.0	98.0	95.0	96.8	96.1	96.7	95.6	99.5	98.1	96.0	86.1	69.8	
2. Yes, but not in the past 12 months	2.0	2.1	1.7	2.5	1.0	1.0	2.9	1.8	2.2	1.7	3.5	0.1	0.9	1.8	8.4	19.6	
3. Yes, sometime in the past 12 months	1.5	1.3	1.6	1.8	-	1.0	2.1	1.4	1.7	1.6	0.9	0.3	1.0	2.2	5.5	10.6	
<i>Item 22370 Subject A08a, T04</i>	<i>N</i>	<i>2352</i>	<i>1062</i>	<i>1234</i>	<i>1477</i>	<i>276</i>	<i>441</i>	<i>518</i>	<i>882</i>	<i>510</i>	<i>1843</i>	<i>385</i>	<i>1216</i>	<i>518</i>	<i>196</i>	<i>337</i>	<i>38</i>
B101: When (if ever) did you FIRST do each of the following things? Don't count anything you took because a doctor told you to.																	
B101A: Smoke cigarettes on a daily basis																	
8. Never	80.4	80.6	80.3	77.1	90.7	76.4	76.0	81.3	86.7	82.7	69.7	96.1	71.4	73.2	47.1	22.4	
1. Grade 6 or below	1.4	1.4	1.2	1.5	-	1.2	1.0	2.2	0.5	0.8	3.4	0.3	1.7	1.4	4.2	5.0	
2. Grade 7	1.6	1.7	1.4	2.1	0.5	0.9	2.1	2.0	0.9	1.4	2.9	0.3	2.4	2.0	3.8	11.4	
3. Grade 8	2.4	1.8	3.1	2.4	1.4	3.9	3.4	1.8	1.2	2.1	3.7	0.4	4.4	1.2	6.1	10.3	
4. Grade 9 (Freshman)	4.1	4.7	3.4	4.9	3.7	5.1	5.2	4.0	2.2	3.0	8.5	0.9	5.4	6.7	10.9	17.5	
5. Grade 10 (Sophomore)	3.2	3.0	3.4	3.8	2.1	4.7	3.1	2.8	2.5	3.0	4.4	0.3	3.7	4.7	11.2	8.0	
6. Grade 11 (Junior)	3.8	3.2	4.2	4.2	1.0	3.1	5.5	2.9	4.1	3.6	4.1	1.1	5.4	6.8	8.4	16.7	
7. Grade 12 (Senior)	3.3	3.5	3.1	3.9	0.7	4.6	3.8	3.1	1.9	3.3	3.2	0.6	5.5	4.0	8.2	8.8	
<i>Item 5570 Subject A01g</i>	<i>N</i>	<i>2281</i>	<i>1027</i>	<i>1198</i>	<i>1442</i>	<i>264</i>	<i>430</i>	<i>500</i>	<i>853</i>	<i>498</i>	<i>1795</i>	<i>365</i>	<i>1193</i>	<i>493</i>	<i>188</i>	<i>323</i>	<i>35</i>

*=less than .05 percent. †=excludes respondents for whom question was inappropriate.

MONITORING THE FUTURE

QUESTIONNAIRE FORM 1 2007	TOTAL	SEX		RACE		REGION				COLLEGE PLANS?		ILLCIT DRUG USE: LIFETIME				
		M	F	White	Black	NE	NC	S	W	Yes	No	None	Mari- juana Only	Few Pills	More Pills	Any Her- oin
<i>N (Weighted No. of Cases):</i>	2541	1093	1251	1498	287	489	545	965	542	1879	397	1263	551	201	357	38
<i>% of Weighted Total:</i>	100.0	43.0	49.3	59.0	11.3	19.2	21.4	38.0	21.3	74.0	15.6	49.7	21.7	7.9	14.0	1.5
B101B: Try an alcoholic beverage—more than just a few sips																
8. Never	22.6	23.5	22.1	21.2	30.7	16.0	19.7	22.6	31.2	23.5	18.6	41.0	1.7	3.9	4.3	-
1. Grade 6 or below	6.6	7.6	5.7	5.3	6.0	6.5	7.4	7.9	4.0	6.0	8.0	3.6	8.2	7.0	12.0	22.6
2. Grade 7	6.9	7.7	6.4	6.8	8.2	7.1	8.1	6.6	6.2	6.7	8.2	3.2	8.9	11.1	13.4	12.8
3. Grade 8	12.5	12.5	12.7	13.9	9.9	15.6	13.6	11.4	10.6	11.4	18.2	6.8	14.2	16.7	23.8	44.6
4. Grade 9 (Freshman)	17.4	17.6	17.6	18.6	16.9	17.3	18.3	18.4	15.1	18.1	15.5	10.6	29.7	24.4	20.8	7.2
5. Grade 10 (Sophomore)	12.7	13.4	12.0	13.5	9.4	11.2	15.1	11.7	13.3	12.7	12.1	9.3	15.8	15.8	17.6	11.7
6. Grade 11 (Junior)	12.3	10.7	13.6	12.3	9.5	15.4	11.3	11.9	11.3	12.5	10.8	14.1	12.7	14.8	4.8	1.1
7. Grade 12 (Senior)	8.9	7.0	9.9	8.4	9.4	10.9	6.3	9.6	8.4	9.2	8.7	11.4	8.8	6.3	3.4	-
<i>Item 5580 Subject A01g</i>	<i>N</i> 2205	988	1164	1415	246	419	485	804	497	1747	348	1115	498	185	330	37
B101C: Try marijuana or hashish																
8. Never	59.7	56.9	61.9	57.6	59.3	52.7	59.1	62.1	62.1	61.4	52.0	100.0	-	39.0	21.4	1.1
1. Grade 6 or below	2.1	2.9	1.2	1.8	1.8	1.6	2.4	2.2	2.0	1.5	4.6	-	3.7	2.2	6.0	8.5
2. Grade 7	4.5	5.4	3.8	4.7	4.3	4.5	6.1	4.2	3.5	4.2	6.7	-	7.7	5.5	13.0	25.4
3. Grade 8	6.3	7.1	5.8	6.6	4.4	8.5	4.3	6.4	6.4	5.9	8.7	-	14.3	8.8	13.6	26.7
4. Grade 9 (Freshman)	9.6	10.0	9.3	10.4	11.6	11.7	9.5	9.0	8.8	8.6	11.8	-	20.6	15.8	22.2	25.2
5. Grade 10 (Sophomore)	7.1	7.6	6.6	8.0	6.6	9.7	7.0	6.0	7.0	7.5	5.8	-	18.7	11.2	14.0	7.5
6. Grade 11 (Junior)	6.2	5.9	6.4	6.4	8.0	6.7	6.6	6.6	4.4	6.3	5.0	-	18.1	12.0	7.9	2.2
7. Grade 12 (Senior)	4.6	4.2	5.0	4.5	4.0	4.6	4.9	3.6	5.9	4.6	5.4	-	16.9	5.5	2.0	3.3
<i>Item 5590 Subject A01g</i>	<i>N</i> 2302	1030	1221	1458	265	435	510	854	503	1815	369	1200	504	185	329	35
B101D: Try LSD																
8. Never	96.1	94.9	97.7	95.6	99.0	98.1	94.7	96.8	94.5	96.7	94.5	100.0	100.0	98.1	80.3	43.7
1. Grade 6 or below	0.2	0.3	-	0.2	-	0.4	0.1	0.4	-	-	0.8	-	-	-	1.2	-
2. Grade 7	0.2	0.2	0.2	0.3	0.4	-	0.3	0.1	0.6	0.2	0.3	-	-	0.6	0.2	10.5
3. Grade 8	*	-	0.1	-	-	-	-	-	0.1	*	-	-	-	-	0.2	-
4. Grade 9 (Freshman)	0.7	0.8	0.5	0.8	0.5	0.5	1.1	0.7	0.6	0.6	0.7	-	-	-	3.0	14.2
5. Grade 10 (Sophomore)	1.0	1.4	0.5	0.8	-	0.5	1.8	0.5	1.2	0.8	1.5	-	-	0.1	5.7	9.8
6. Grade 11 (Junior)	1.3	2.1	0.7	2.1	-	0.3	1.8	1.2	2.1	1.2	2.1	-	-	-	7.7	17.0
7. Grade 12 (Senior)	0.4	0.4	0.4	0.3	-	0.3	0.3	0.2	0.9	0.4	0.1	-	-	1.1	1.7	4.8
<i>Item 5600 Subject A01g</i>	<i>N</i> 2346	1054	1233	1468	276	443	510	880	512	1834	384	1220	517	193	328	35
B101E: Try a hallucinogen other than LSD																
8. Never	93.2	90.9	95.4	91.3	99.0	93.1	92.8	94.9	90.6	93.9	90.5	100.0	100.0	84.0	66.6	25.4
1. Grade 6 or below	0.1	0.1	-	*	-	0.4	0.1	-	-	-	0.1	-	-	-	0.2	-
2. Grade 7	0.1	-	0.1	0.1	0.4	-	-	-	0.6	0.1	0.3	-	-	-	-	8.9
3. Grade 8	0.4	0.5	0.3	0.4	-	0.3	0.1	0.7	0.2	0.4	0.2	-	-	1.3	0.7	13.3
4. Grade 9 (Freshman)	1.5	2.4	0.6	1.6	0.5	1.1	1.8	1.1	2.1	1.3	2.2	-	-	3.2	7.4	12.9
5. Grade 10 (Sophomore)	1.9	2.8	1.1	2.4	-	2.0	2.1	1.1	3.0	1.7	2.7	-	-	3.0	10.3	19.8
6. Grade 11 (Junior)	2.1	2.8	1.6	3.2	-	2.5	2.7	1.6	2.2	2.0	2.5	-	-	6.1	11.4	11.6
7. Grade 12 (Senior)	0.7	0.7	0.8	1.0	-	0.6	0.4	0.6	1.4	0.5	1.5	-	-	2.3	3.4	8.2
<i>Item 5610 Subject A01g</i>	<i>N</i> 2307	1040	1211	1441	274	439	504	865	499	1806	378	1218	518	182	303	33
B101F: Try amphetamines																
8. Never	93.9	94.7	93.6	92.0	97.9	95.1	90.3	94.7	95.3	94.5	91.7	100.0	100.0	97.7	59.3	34.0
1. Grade 6 or below	0.1	-	0.1	*	0.4	0.4	-	0.2	-	0.1	-	-	-	-	0.4	1.6
2. Grade 7	0.3	0.1	0.4	0.3	0.4	-	0.4	0.2	0.5	0.2	0.7	-	-	-	1.6	6.4
3. Grade 8	0.5	0.3	0.7	0.7	-	0.1	1.4	0.1	0.4	0.5	0.5	-	-	-	3.4	6.0
4. Grade 9 (Freshman)	1.3	1.1	1.4	1.6	0.5	1.0	2.1	0.9	1.3	1.1	2.5	-	-	0.4	7.6	19.9
5. Grade 10 (Sophomore)	1.5	1.4	1.6	2.1	-	1.6	2.7	1.2	0.6	1.4	1.8	-	-	-	11.3	10.6
6. Grade 11 (Junior)	1.5	1.5	1.4	2.0	0.5	1.1	1.7	1.6	1.2	1.3	1.9	-	-	0.9	9.5	21.5
7. Grade 12 (Senior)	0.9	1.1	0.9	1.3	0.2	0.6	1.5	1.0	0.6	0.9	0.9	-	-	1.0	7.0	-
<i>Item 5620 Subject A01g</i>	<i>N</i> 2254	1011	1186	1395	276	423	498	846	487	1766	361	1217	520	166	271	28
B101G: Try quaaludes																
8. Never	99.4	99.3	99.7	99.5	99.0	99.1	99.3	99.4	99.6	99.7	98.6	100.0	100.0	100.0	98.4	79.5
1. Grade 6 or below	0.1	-	-	-	-	0.4	-	-	-	-	-	-	-	-	-	-
2. Grade 7	0.1	-	-	-	0.4	-	-	-	0.2	-	0.3	-	-	-	-	4.1
3. Grade 8	0.1	0.1	0.1	0.1	-	-	0.3	0.1	-	0.1	-	-	-	-	0.5	3.6
4. Grade 9 (Freshman)	0.3	0.5	0.1	0.2	0.5	0.3	0.3	0.3	0.1	0.2	0.6	-	-	-	0.5	11.5
5. Grade 10 (Sophomore)	0.1	0.1	-	0.1	-	-	0.1	0.1	-	*	0.3	-	-	-	0.4	1.3
6. Grade 11 (Junior)	*	-	0.1	0.1	-	0.2	-	-	-	-	0.2	-	-	-	0.2	-
7. Grade 12 (Senior)	-	-	-	-	-	-	-	-	-	-	-	-	-	-	-	-
<i>Item 5630 Subject A01g</i>	<i>N</i> 2339	1051	1234	1462	278	444	510	874	511	1832	378	1220	519	193	324	30

* = less than .05 percent.

DESCRIPTIVE RESULTS: 2007

89

QUESTIONNAIRE FORM 1 2007	TOTAL	SEX		RACE		REGION				COLLEGE PLANS?		ILLICIT DRUG USE: LIFETIME				
		M	F	White	Black	NE	NC	S	W	Yes	No	None	Mari- juana Only	Few Pills	More Pills	Any Her- oin
<i>N (Weighted No. of Cases):</i>	2541	1093	1251	1498	287	489	545	965	542	1879	397	1263	551	201	357	38
<i>% of Weighted Total:</i>	100.0	43.0	49.3	59.0	11.3	19.2	21.4	38.0	21.3	74.0	15.6	49.7	21.7	7.9	14.0	1.5
B101H: Try barbiturates																
8. Never	98.1	98.2	98.3	97.6	99.0	98.2	97.0	98.5	98.5	98.3	97.9	100.0	100.0	99.0	91.5	66.2
1. Grade 6 or below	0.1	0.1	-	0.1	-	0.4	-	0.1	-	-	0.3	-	-	-	0.4	-
2. Grade 7	0.2	-	0.2	0.2	0.4	-	0.5	-	0.2	0.1	0.5	-	-	-	0.8	3.8
3. Grade 8	0.2	-	0.3	0.3	-	0.4	0.2	-	0.3	0.2	-	-	-	1.0	0.2	5.2
4. Grade 9 (Freshman)	0.4	0.6	0.2	0.5	0.5	0.3	0.7	0.5	0.1	0.4	0.6	-	-	-	1.1	15.4
5. Grade 10 (Sophomore)	0.5	0.4	0.5	0.5	-	-	1.0	0.4	0.3	0.5	0.3	-	-	-	2.7	5.2
6. Grade 11 (Junior)	0.2	0.1	0.2	0.2	-	0.4	0.3	0.1	-	0.2	-	-	-	-	1.1	1.2
7. Grade 12 (Senior)	0.4	0.5	0.2	0.6	-	0.3	0.3	0.4	0.4	0.3	0.4	-	-	-	2.3	3.0
<i>Item 5640 Subject A01g</i>	<i>N</i> 2342	1053	1232	1463	278	440	511	876	513	1835	381	1217	519	194	326	32
B101I: Try tranquilizers																
8. Never	93.4	93.9	93.4	92.0	98.3	94.0	94.1	92.7	93.5	94.0	92.5	100.0	100.0	92.3	62.6	40.6
1. Grade 6 or below	0.2	0.3	-	0.2	-	0.4	-	0.4	-	-	0.6	-	-	0.5	0.8	-
2. Grade 7	0.3	0.1	0.4	0.4	0.4	-	0.6	0.2	0.5	0.3	0.5	-	-	0.5	1.5	5.8
3. Grade 8	0.8	0.4	1.1	0.8	-	0.6	0.7	1.1	0.3	0.7	0.9	-	-	-	5.1	5.4
4. Grade 9 (Freshman)	1.8	1.4	2.0	1.8	1.3	1.5	1.1	1.9	2.4	1.7	2.3	-	-	2.9	8.0	30.1
5. Grade 10 (Sophomore)	1.3	1.3	1.2	1.6	-	0.8	1.3	1.6	1.2	1.2	0.8	-	-	1.1	8.8	2.0
6. Grade 11 (Junior)	1.4	1.8	1.1	2.0	-	1.6	0.8	1.4	1.8	1.5	1.4	-	-	1.2	8.1	16.1
7. Grade 12 (Senior)	0.8	0.8	0.8	1.3	-	0.9	1.5	0.7	0.3	0.6	1.1	-	-	1.5	5.2	-
<i>Item 5650 Subject A01g</i>	<i>N</i> 2302	1041	1205	1432	274	432	499	861	510	1800	376	1216	521	171	311	31
B101J: Try cocaine																
8. Never	93.1	92.5	94.0	91.9	97.8	92.8	92.6	93.9	92.4	94.1	90.1	100.0	100.0	90.1	68.1	8.3
1. Grade 6 or below	0.2	*	0.2	0.2	-	0.4	0.3	0.2	-	0.1	0.4	-	-	-	0.7	2.2
2. Grade 7	0.1	0.1	-	*	0.4	0.2	-	-	0.2	*	0.3	-	-	-	-	5.1
3. Grade 8	0.4	0.3	0.6	0.6	-	0.4	0.3	0.5	0.5	0.5	0.3	-	-	1.8	0.5	14.2
4. Grade 9 (Freshman)	0.9	1.1	0.6	0.7	0.5	0.7	0.9	0.8	1.2	0.7	1.7	-	-	0.9	3.1	20.3
5. Grade 10 (Sophomore)	1.7	2.5	1.1	2.4	0.5	1.2	2.6	1.0	2.6	1.6	2.5	-	-	1.0	9.3	19.8
6. Grade 11 (Junior)	2.1	2.5	1.6	2.5	-	1.7	2.4	2.1	2.2	1.7	2.3	-	-	2.1	12.3	13.4
7. Grade 12 (Senior)	1.5	1.0	1.8	1.7	0.6	2.6	1.0	1.5	0.9	1.3	2.4	-	-	4.0	6.1	16.8
<i>Item 5660 Subject A01g</i>	<i>N</i> 2342	1055	1228	1465	275	446	511	872	513	1829	386	1216	514	191	332	38
B101K: Try heroin																
8. Never	98.5	98.4	98.9	98.4	99.0	98.6	99.5	98.1	97.9	98.7	97.7	100.0	100.0	100.0	100.0	-
1. Grade 6 or below	0.1	0.1	*	0.1	-	0.4	0.2	0.1	-	*	0.2	-	-	-	-	4.0
2. Grade 7	0.2	0.1	0.1	0.1	0.4	0.2	0.2	0.2	0.2	0.2	0.3	-	-	-	-	13.0
3. Grade 8	-	-	-	-	-	-	-	-	-	-	-	-	-	-	-	-
4. Grade 9 (Freshman)	0.4	0.7	0.2	0.5	0.5	0.3	-	0.5	0.7	0.4	0.7	-	-	-	-	25.5
5. Grade 10 (Sophomore)	0.3	0.2	0.3	0.2	-	0.1	0.2	0.2	0.6	0.2	0.4	-	-	-	-	19.2
6. Grade 11 (Junior)	0.2	0.4	0.1	0.3	-	0.1	-	0.5	0.1	0.2	0.3	-	-	-	-	16.7
7. Grade 12 (Senior)	0.3	0.2	0.3	0.5	-	0.2	-	0.4	0.5	0.3	0.3	-	-	-	-	21.6
<i>Item 5670 Subject A01g</i>	<i>N</i> 2346	1053	1234	1467	276	446	511	874	515	1833	385	1217	515	196	334	33
B101L: Try any narcotic other than heroin																
8. Never	89.6	89.0	90.3	86.4	97.3	91.0	88.4	91.3	86.5	90.1	88.5	100.0	100.0	73.5	45.5	21.6
1. Grade 6 or below	0.2	0.2	*	0.1	-	0.4	0.1	0.1	0.2	0.1	0.1	-	-	-	0.5	1.4
2. Grade 7	0.3	0.1	0.4	0.3	0.4	-	0.3	0.5	0.2	0.2	0.8	-	-	-	1.8	5.7
3. Grade 8	1.1	1.0	1.2	1.6	-	0.9	1.9	0.5	1.7	1.0	1.6	-	-	1.0	7.9	-
4. Grade 9 (Freshman)	2.2	2.8	1.7	2.5	0.6	1.8	2.3	1.9	2.8	2.1	2.8	-	-	3.8	10.5	31.1
5. Grade 10 (Sophomore)	2.3	2.2	2.5	3.4	-	2.2	2.0	1.5	4.0	2.2	2.8	-	-	3.8	13.1	18.4
6. Grade 11 (Junior)	2.8	2.6	2.8	3.7	0.5	1.7	2.8	3.3	2.9	2.6	2.5	-	-	7.7	14.6	21.8
7. Grade 12 (Senior)	1.6	2.1	1.1	1.9	1.1	1.9	2.1	1.0	1.7	1.8	0.8	-	-	10.1	6.1	-
<i>Item 5680 Subject A01g</i>	<i>N</i> 2260	1018	1186	1417	272	422	495	841	503	1773	366	1198	510	170	298	32
B101M: Smoke your first cigarette																
8. Never	57.1	56.7	57.1	53.1	68.9	56.5	50.1	56.9	64.8	59.1	48.1	83.3	32.5	36.4	20.3	6.7
1. Grade 6 or below	9.1	10.3	8.1	9.4	8.7	7.1	11.3	10.9	5.7	8.4	12.2	3.1	12.9	9.7	20.4	39.7
2. Grade 7	6.8	6.7	6.9	7.1	6.1	8.9	7.8	5.9	5.3	5.9	12.1	2.0	11.3	10.6	12.7	22.3
3. Grade 8	6.4	6.7	6.3	6.8	5.6	9.2	7.7	5.9	3.3	6.3	6.7	2.2	10.9	9.4	12.6	9.6
4. Grade 9 (Freshman)	8.0	7.8	8.1	9.2	4.8	7.7	8.6	8.7	6.4	7.0	10.6	2.8	12.0	12.6	17.0	9.2
5. Grade 10 (Sophomore)	4.9	3.6	6.0	5.5	2.6	4.4	4.9	4.6	6.0	5.0	4.0	1.4	8.7	7.5	9.8	6.0
6. Grade 11 (Junior)	4.7	5.0	4.6	5.4	2.2	4.5	4.1	4.9	5.2	5.4	2.5	2.8	7.8	9.0	4.0	4.4
7. Grade 12 (Senior)	3.1	3.1	3.1	3.6	1.1	1.6	5.4	2.2	3.4	3.0	3.8	2.4	3.9	4.9	3.2	2.2
<i>Item 5575 Subject A01g</i>	<i>N</i> 2207	978	1179	1409	248	424	481	815	487	1742	354	1139	473	185	330	36

*=less than .05 percent.

MONITORING THE FUTURE

QUESTIONNAIRE FORM 1 2007	TOTAL	SEX		RACE		REGION				COLLEGE PLANS?		ILLICIT DRUG USE: LIFETIME				
		M	F	White	Black	NE	NC	S	W	Yes	No	None	Mari- juana Only	Few Pills	More Pills	Any Her- oin
<i>N (Weighted No. of Cases):</i>	2541	1093	1251	1498	287	489	545	965	542	1879	397	1263	551	201	357	38
<i>% of Weighted Total:</i>	100.0	43.0	49.3	59.0	11.3	19.2	21.4	38.0	21.3	74.0	15.6	49.7	21.7	7.9	14.0	1.5
B101N: Drink enough to feel drunk or very high																
8. Never	45.2	45.2	45.3	39.4	65.4	40.3	40.0	47.6	50.7	46.0	41.0	71.9	15.3	22.4	13.1	2.1
1. Grade 6 or below	1.6	2.1	1.1	1.9	0.1	0.9	2.2	1.8	1.3	1.2	2.9	0.1	1.1	0.7	7.2	4.9
2. Grade 7	3.9	4.5	3.2	4.5	0.9	4.9	5.4	3.3	2.7	3.7	5.4	1.0	4.2	7.1	8.9	33.3
3. Grade 8	6.9	8.1	5.9	8.0	2.3	7.8	6.5	7.2	5.8	6.0	11.0	1.8	9.3	11.3	16.1	24.8
4. Grade 9 (Freshman)	13.6	14.0	13.4	15.2	10.7	14.0	15.0	14.7	10.1	13.1	16.9	5.0	23.3	19.6	25.8	21.2
5. Grade 10 (Sophomore)	12.1	12.5	11.8	13.5	6.4	14.5	14.4	8.1	14.1	12.7	8.7	5.7	20.6	18.6	17.7	10.4
6. Grade 11 (Junior)	9.7	8.3	11.0	10.5	6.2	9.2	10.5	9.8	9.0	9.5	9.5	8.1	15.2	12.7	6.7	1.1
7. Grade 12 (Senior)	7.1	5.2	8.3	6.8	8.0	8.4	6.0	7.5	6.2	7.8	4.6	6.3	11.0	7.6	4.5	2.1
<i>Item 5585 Subject A01g</i>	<i>N 2171</i>	<i>972</i>	<i>1154</i>	<i>1389</i>	<i>240</i>	<i>414</i>	<i>482</i>	<i>789</i>	<i>486</i>	<i>1726</i>	<i>336</i>	<i>1116</i>	<i>473</i>	<i>180</i>	<i>329</i>	<i>36</i>
B101O: Try "crack" cocaine, specifically																
8. Never	97.7	97.8	98.0	97.8	98.5	98.2	97.1	97.6	98.1	98.1	96.8	100.0	100.0	99.0	90.7	47.6
1. Grade 6 or below	0.2	-	0.1	0.1	-	0.4	0.1	0.2	-	*	0.3	-	-	-	0.5	1.3
2. Grade 7	0.1	-	0.1	-	0.4	-	-	0.2	0.2	0.1	0.3	-	-	-	-	8.1
3. Grade 8	*	0.1	-	0.1	-	-	0.2	-	-	*	-	-	-	-	-	2.2
4. Grade 9 (Freshman)	0.4	0.7	0.3	0.5	0.5	0.3	0.7	0.5	0.1	0.5	0.4	-	-	-	1.1	15.7
5. Grade 10 (Sophomore)	0.5	0.5	0.4	0.4	0.5	0.4	0.4	0.6	0.4	0.3	0.4	-	-	-	2.6	9.3
6. Grade 11 (Junior)	0.5	0.8	0.3	0.5	-	0.2	0.9	0.3	0.9	0.4	1.6	-	-	0.6	2.7	7.8
7. Grade 12 (Senior)	0.5	0.1	0.9	0.6	-	0.5	0.7	0.6	0.2	0.6	0.2	-	-	0.4	2.5	8.0
<i>Item 5661 Subject A01g</i>	<i>N 2334</i>	<i>1053</i>	<i>1225</i>	<i>1458</i>	<i>277</i>	<i>443</i>	<i>507</i>	<i>870</i>	<i>513</i>	<i>1825</i>	<i>383</i>	<i>1216</i>	<i>518</i>	<i>187</i>	<i>326</i>	<i>34</i>
B101P: Try crystal meth ("ice")																
8. Never	98.1	98.1	98.3	98.2	99.0	99.1	97.5	98.6	97.2	98.9	95.1	100.0	100.0	100.0	92.6	57.4
1. Grade 6 or below	0.3	0.4	0.1	0.3	-	0.4	0.3	0.3	0.3	0.1	1.1	-	-	-	1.3	3.5
2. Grade 7	0.1	0.1	0.1	*	0.4	0.2	-	0.2	0.2	0.1	0.3	-	-	-	-	9.3
3. Grade 8	-	-	-	-	-	-	-	-	-	-	-	-	-	-	-	-
4. Grade 9 (Freshman)	0.4	0.3	0.6	0.3	0.5	0.3	0.1	0.4	0.9	0.3	1.0	-	-	-	0.8	16.3
5. Grade 10 (Sophomore)	0.5	0.6	0.4	0.7	-	-	1.3	0.3	0.2	0.4	0.8	-	-	-	3.2	-
6. Grade 11 (Junior)	0.3	0.4	0.1	0.4	-	-	0.7	0.3	0.1	0.1	1.1	-	-	-	1.0	7.6
7. Grade 12 (Senior)	0.3	0.1	0.4	0.1	-	-	0.1	-	1.0	0.2	0.6	-	-	-	1.1	6.0
<i>Item 24430 Subject A01g</i>	<i>N 2362</i>	<i>1065</i>	<i>1240</i>	<i>1480</i>	<i>279</i>	<i>446</i>	<i>516</i>	<i>882</i>	<i>518</i>	<i>1845</i>	<i>389</i>	<i>1220</i>	<i>520</i>	<i>195</i>	<i>337</i>	<i>38</i>
B102: How many of your friends would you estimate . . .																
B102A: Smoke cigarettes?																
1. None	20.2	19.2	20.7	17.1	31.7	16.9	17.7	17.8	29.8	20.2	18.3	28.3	15.3	8.2	7.0	-
2. A few	37.3	38.6	36.1	37.8	36.7	33.3	39.4	38.8	35.8	38.2	35.7	43.1	32.4	38.6	27.5	10.1
3. Some	27.7	29.4	26.6	28.5	23.4	31.7	27.2	28.7	22.8	28.5	25.4	23.4	35.3	31.4	31.5	13.6
4. Most	13.0	11.5	14.3	15.2	6.3	15.6	13.8	13.1	9.8	11.8	18.0	4.8	14.3	18.6	30.2	67.7
5. All	1.8	1.2	2.2	1.4	1.9	2.5	1.8	1.6	1.7	1.3	2.6	0.4	2.6	3.2	3.9	8.6
<i>Item 7070 Subject A02a</i>	<i>N 2371</i>	<i>1074</i>	<i>1240</i>	<i>1488</i>	<i>279</i>	<i>443</i>	<i>522</i>	<i>894</i>	<i>512</i>	<i>1852</i>	<i>394</i>	<i>1215</i>	<i>529</i>	<i>196</i>	<i>341</i>	<i>38</i>
B102B: Smoke marijuana (pot, grass) or hashish?																
1. None	23.6	20.7	25.9	23.5	20.9	16.1	25.1	24.2	27.4	22.6	25.7	36.7	8.6	12.5	7.8	1.1
2. A few	30.6	31.4	30.3	31.9	26.5	26.4	32.5	31.5	30.8	32.1	25.6	37.9	23.7	28.3	20.1	12.1
3. Some	25.4	28.1	23.4	26.2	25.2	28.9	21.4	27.2	23.3	26.6	22.1	19.8	36.3	29.8	26.6	22.5
4. Most	17.0	16.3	17.3	15.5	24.6	23.2	18.7	14.5	14.3	15.9	21.3	5.2	26.8	25.3	35.3	44.5
5. All	3.4	3.5	3.0	2.8	2.8	5.4	2.3	2.6	4.1	2.9	5.3	0.4	4.7	4.1	10.2	19.9
<i>Item 7080 Subject A02a</i>	<i>N 2372</i>	<i>1075</i>	<i>1241</i>	<i>1488</i>	<i>280</i>	<i>443</i>	<i>523</i>	<i>893</i>	<i>513</i>	<i>1853</i>	<i>394</i>	<i>1216</i>	<i>530</i>	<i>196</i>	<i>341</i>	<i>38</i>
B102C: Take "crack" cocaine?																
1. None	79.7	79.5	80.2	79.6	89.4	80.8	81.2	77.9	80.4	79.7	79.0	85.0	81.0	74.2	67.5	33.6
2. A few	16.5	17.6	15.7	17.3	8.3	16.0	15.5	17.7	15.9	16.8	16.3	12.4	15.9	19.2	27.5	40.4
3. Some	2.9	2.0	3.6	2.7	2.0	2.1	3.1	3.4	2.8	2.6	4.0	1.9	2.2	5.9	4.5	16.0
4. Most	0.5	0.3	0.6	0.2	0.3	0.4	0.1	0.5	0.8	0.5	-	0.4	-	0.8	0.5	7.2
5. All	0.4	0.6	-	0.3	-	0.7	0.1	0.5	0.2	0.3	0.7	0.2	0.9	-	-	2.8
<i>Item 7151 Subject A02a</i>	<i>N 2360</i>	<i>1069</i>	<i>1235</i>	<i>1483</i>	<i>277</i>	<i>440</i>	<i>519</i>	<i>888</i>	<i>512</i>	<i>1845</i>	<i>392</i>	<i>1209</i>	<i>527</i>	<i>195</i>	<i>341</i>	<i>38</i>

* = less than .05 percent.

DESCRIPTIVE RESULTS: 2007

91

QUESTIONNAIRE FORM 1 2007	TOTAL	SEX		RACE		REGION				COLLEGE PLANS?		ILLICIT DRUG USE: LIFETIME				
		M	F	White	Black	NE	NC	S	W	Yes	No	None	Mari- juana Only	Few Pills	More Pills	Any Her- oin
<i>N (Weighted No. of Cases):</i>	2541	1093	1251	1498	287	489	545	965	542	1879	397	1263	551	201	357	38
<i>% of Weighted Total:</i>	100.0	43.0	49.3	59.0	11.3	19.2	21.4	38.0	21.3	74.0	15.6	49.7	21.7	7.9	14.0	1.5
B102D: Take cocaine powder?																
1. None	74.5	72.5	76.9	72.4	89.7	73.1	78.2	71.3	77.5	74.9	72.5	86.1	74.8	67.1	44.2	10.0
2. A few	19.4	22.6	16.5	22.1	6.4	20.7	16.9	21.3	17.7	19.8	19.9	11.6	19.5	26.7	39.8	42.7
3. Some	4.6	3.4	5.5	4.4	2.1	4.5	4.2	5.4	3.5	4.2	5.7	1.7	3.9	5.4	12.3	37.3
4. Most	1.1	0.9	1.1	0.7	1.8	1.1	0.5	1.3	1.3	0.9	1.1	0.4	0.8	0.8	3.1	7.2
5. All	0.4	0.6	*	0.3	-	0.7	0.2	0.7	-	0.2	0.8	0.2	1.0	-	0.6	2.8
<i>Item 23990 Subject A02a</i>	<i>N</i> 2343	1064	1226	1470	273	436	518	879	510	1834	389	1205	520	192	337	38
B102E: Drink alcoholic beverages (liquor, beer, wine)?																
1. None	9.7	10.1	8.6	8.3	15.7	6.2	7.7	9.1	15.5	8.3	12.9	14.6	4.2	1.6	2.9	-
2. A few	11.9	11.5	12.0	10.2	15.1	9.4	9.9	14.0	12.7	11.7	12.9	17.4	6.0	8.9	3.6	7.9
3. Some	18.1	18.1	18.2	17.4	18.1	16.0	20.9	17.0	18.8	19.1	13.6	24.4	12.3	9.3	12.2	8.4
4. Most	39.8	39.9	40.3	43.1	34.7	40.5	43.7	39.9	35.1	41.1	38.2	35.0	47.3	47.3	42.5	25.3
5. All	20.5	20.3	20.9	21.0	16.4	27.9	17.9	20.0	17.9	19.8	22.4	8.5	30.3	33.0	38.8	58.4
<i>Item 7190 Subject A02a</i>	<i>N</i> 2352	1070	1229	1478	275	437	520	886	509	1842	392	1210	522	193	338	38
B102F: Get drunk at least once a week?																
1. None	26.2	24.6	26.8	21.9	40.2	23.6	20.4	27.5	32.0	24.5	29.9	35.5	19.4	13.8	11.6	1.4
2. A few	27.5	26.8	28.7	27.4	27.4	23.9	29.8	27.1	29.1	28.6	25.5	30.4	28.4	24.3	19.8	18.4
3. Some	23.1	23.9	22.5	24.7	17.4	23.9	26.3	21.8	21.3	24.1	20.0	22.6	23.0	23.8	25.9	18.2
4. Most	17.5	19.7	15.8	21.0	10.1	19.6	18.8	18.5	12.5	17.5	18.0	8.9	21.1	30.8	33.2	29.4
5. All	5.7	5.1	6.2	4.9	4.9	8.9	4.7	5.2	5.0	5.2	6.7	2.6	8.1	7.4	9.5	32.6
<i>Item 7200 Subject A02a</i>	<i>N</i> 2364	1072	1236	1483	278	442	519	890	513	1848	392	1212	528	195	339	38
The next questions are about your experiences in school.																
D001: Some people like school very much. Others don't. How do you feel about going to school?																
5. I like school very much	10.3	11.4	9.2	8.7	16.3	10.4	9.5	9.6	12.3	10.7	7.7	12.5	6.5	7.8	7.6	11.9
4. I like school quite a lot	25.4	23.5	27.5	24.8	26.2	24.4	22.5	24.7	30.7	27.7	14.4	30.0	22.0	18.4	21.1	9.1
3. I like school some	43.7	44.9	42.7	44.3	37.4	44.9	43.6	44.9	40.8	44.1	42.2	42.5	44.1	53.9	44.0	39.0
2. I don't like school very much	14.2	13.4	15.4	16.0	13.3	13.7	16.7	14.2	12.2	13.3	18.7	11.4	18.2	12.6	18.5	26.0
1. I don't like school at all	6.3	6.8	5.4	6.2	6.8	6.6	7.7	6.6	4.1	4.1	17.1	3.6	9.3	7.4	8.8	14.1
<i>Item 7630 Subject B01, Q08</i>	<i>N</i> 2203	983	1167	1410	247	392	492	841	478	1796	372	1153	473	184	301	35
D002: How often do you feel that the school work you are assigned is meaningful and important?																
5. Almost always	8.8	7.5	9.0	6.1	17.0	8.6	6.8	9.5	9.7	8.7	8.7	10.6	5.9	5.9	7.5	11.8
4. Often	22.4	20.5	24.2	21.5	21.6	25.8	21.4	19.9	24.9	23.4	17.0	25.9	17.1	23.3	15.8	21.0
3. Sometimes	38.8	39.4	38.9	40.6	33.0	35.2	40.3	39.1	39.8	40.5	30.7	40.4	41.2	34.4	37.2	29.5
2. Seldom	24.3	25.4	23.8	26.4	23.6	25.7	25.2	24.2	22.3	22.9	32.2	20.0	29.3	28.8	30.6	24.4
1. Never	5.7	7.2	4.2	5.3	4.9	4.7	6.3	7.3	3.2	4.5	11.4	3.2	6.5	7.5	8.9	13.3
<i>Item 5700 Subject B01</i>	<i>N</i> 2199	984	1163	1406	247	389	491	841	479	1793	371	1150	471	184	300	35
D003: How interesting are most of your courses to you?																
5. Very exciting and stimulating	4.6	4.4	4.6	3.0	6.9	6.9	3.1	4.5	4.4	4.4	5.1	5.4	3.3	3.3	2.6	14.1
4. Quite interesting	24.3	23.0	25.8	23.1	25.1	24.1	22.7	22.5	29.3	25.6	18.4	29.3	17.8	18.9	21.9	11.3
3. Fairly interesting	41.7	40.3	42.8	43.5	39.0	38.2	44.4	40.5	43.6	43.5	32.3	42.5	43.0	40.2	41.2	27.2
2. Slightly dull	21.7	23.2	20.7	22.9	20.8	25.3	21.3	23.3	16.5	20.8	26.9	18.1	25.3	27.9	24.8	28.4
1. Very dull	7.7	9.1	6.1	7.4	8.3	5.5	8.5	9.1	6.1	5.7	17.3	4.7	10.6	9.7	9.5	19.0
<i>Item 5710 Subject B01</i>	<i>N</i> 2193	980	1161	1402	246	388	490	840	476	1790	369	1149	468	184	300	35
D004: How important do you think the things you are learning in school are going to be for your later life?																
5. Very important	16.0	14.8	16.5	12.5	27.2	12.7	10.3	17.1	22.7	16.8	11.9	18.1	14.0	10.6	12.7	36.0
4. Quite important	24.8	23.4	26.0	24.3	29.8	24.9	27.7	23.1	24.8	25.6	21.3	27.6	20.4	24.4	22.4	15.1
3. Fairly important	30.2	31.0	29.8	32.3	21.6	31.3	32.4	31.5	24.8	30.7	28.0	30.4	32.9	30.9	28.6	18.8
2. Slightly important	22.9	23.1	23.3	25.6	13.9	26.3	23.6	21.2	22.6	22.3	26.0	19.9	25.4	28.4	28.3	16.8
1. Not at all important	6.0	7.7	4.4	5.3	7.5	4.8	6.0	7.1	5.1	4.6	12.8	4.1	7.3	5.7	8.0	13.2
<i>Item 5720 Subject B01</i>	<i>N</i> 2188	977	1159	1401	246	385	488	836	479	1788	369	1148	467	184	300	33

*=less than .05 percent.

MONITORING THE FUTURE

QUESTIONNAIRE FORM 1 2007	TOTAL	SEX		RACE		REGION				COLLEGE PLANS?		ILLICIT DRUG USE: LIFETIME				
		M	F	White	Black	NE	NC	S	W	Yes	No	None	Mari- juana Only	Few Pills	More Pills	Any Her- oin
<i>N (Weighted No. of Cases):</i>	2541	1093	1251	1498	287	489	545	965	542	1879	397	1263	551	201	357	38
<i>% of Weighted Total:</i>	100.0	43.0	49.3	59.0	11.3	19.2	21.4	38.0	21.3	74.0	15.6	49.7	21.7	7.9	14.0	1.5
D005: How much competition for grades is there among students at your school?																
1. None	10.5	12.0	8.8	8.7	15.5	13.8	8.1	10.6	10.2	7.8	23.1	9.0	13.2	13.7	7.6	17.8
2. A little	24.7	26.4	23.4	27.0	19.7	27.2	25.3	22.1	26.6	24.4	26.2	21.0	27.2	24.9	33.2	36.5
3. Some	32.3	32.2	32.9	33.8	30.7	28.0	36.4	31.6	32.8	32.7	29.9	32.8	32.4	34.1	31.2	24.3
4. Quite a bit	21.5	18.9	23.9	21.1	20.3	20.7	20.9	22.6	20.7	23.3	14.1	24.9	19.0	18.5	17.2	13.3
5. A great deal	11.0	10.6	11.1	9.3	13.8	10.3	9.4	13.0	9.7	11.8	6.6	12.3	8.3	8.8	10.9	8.1
<i>Item 5730 Subject B04</i>	<i>N 2181</i>	<i>976</i>	<i>1154</i>	<i>1394</i>	<i>245</i>	<i>382</i>	<i>488</i>	<i>838</i>	<i>473</i>	<i>1783</i>	<i>366</i>	<i>1144</i>	<i>462</i>	<i>183</i>	<i>299</i>	<i>35</i>
D006: How do you think most of the students in your classes would feel if you cheated on a test?																
1. They would like it very much	4.1	5.4	2.7	3.2	6.7	3.4	3.2	5.2	3.7	2.9	9.4	2.9	5.0	2.1	5.3	18.2
2. They would like it	3.2	4.2	2.4	2.5	6.3	3.0	2.9	3.5	3.4	2.9	4.3	2.7	2.2	5.7	3.4	6.5
3. They would not care	75.2	75.1	75.4	76.1	75.4	76.3	76.3	75.0	73.4	75.9	73.4	69.8	83.9	84.7	78.8	68.2
4. They would dislike it	12.7	11.0	14.1	13.8	6.7	12.6	15.0	10.8	13.6	13.7	7.8	17.7	6.5	5.1	9.6	5.9
5. They would dislike it very much	4.8	4.3	5.4	4.5	4.9	4.7	2.5	5.6	6.0	4.7	5.1	6.9	2.5	2.4	2.9	1.1
<i>Item 5740 Subject B04</i>	<i>N 2181</i>	<i>975</i>	<i>1156</i>	<i>1399</i>	<i>245</i>	<i>381</i>	<i>487</i>	<i>836</i>	<i>477</i>	<i>1784</i>	<i>367</i>	<i>1145</i>	<i>464</i>	<i>184</i>	<i>299</i>	<i>33</i>
D007: How do you think most of the students in your classes would feel if you intentionally did things to make your teachers angry?																
1. They would like it very much	4.6	6.2	3.1	3.8	8.4	5.3	4.4	4.9	3.9	3.8	8.4	3.2	5.4	4.5	5.5	17.7
2. They would like it	12.3	17.1	8.2	12.8	7.1	11.3	11.2	12.8	13.4	12.3	13.3	11.8	13.8	11.8	12.8	16.2
3. They would not care	45.8	45.7	45.6	44.6	55.3	50.0	50.8	46.2	37.0	45.2	48.8	42.5	51.1	51.9	47.6	46.4
4. They would dislike it	29.1	25.0	33.2	30.4	22.7	27.4	28.1	27.7	33.9	30.4	22.4	32.5	25.7	23.1	27.4	18.2
5. They would dislike it very much	8.1	6.0	9.9	8.3	6.6	6.0	5.5	8.4	11.8	8.3	7.1	9.9	4.1	8.7	6.7	1.5
<i>Item 5750 Subject B04</i>	<i>N 2164</i>	<i>967</i>	<i>1148</i>	<i>1390</i>	<i>244</i>	<i>376</i>	<i>484</i>	<i>829</i>	<i>475</i>	<i>1774</i>	<i>362</i>	<i>1134</i>	<i>460</i>	<i>181</i>	<i>300</i>	<i>33</i>
D008: How often do you find that your friends encourage you to do things which your teachers wouldn't like?																
1. Never	39.0	27.9	47.9	34.9	48.4	43.2	36.8	39.0	37.8	37.4	45.0	41.5	39.1	35.7	31.2	33.5
2. Seldom	34.4	35.5	33.8	37.9	26.6	29.9	37.5	34.9	33.9	36.0	27.1	33.9	31.7	41.2	37.0	29.2
3. Sometimes	18.0	24.2	13.1	19.0	14.7	21.2	17.7	16.1	18.9	18.5	16.6	17.4	20.5	16.6	18.8	19.6
4. Often	6.7	9.9	4.1	6.7	7.7	4.3	6.9	7.7	6.8	6.2	8.8	5.5	7.8	5.9	10.7	8.9
5. Almost always	1.9	2.5	1.2	1.5	2.5	1.4	1.2	2.3	2.5	1.8	2.4	1.7	0.9	0.7	2.3	8.9
<i>Item 5760 Subject B04</i>	<i>N 2158</i>	<i>963</i>	<i>1146</i>	<i>1388</i>	<i>243</i>	<i>375</i>	<i>484</i>	<i>831</i>	<i>468</i>	<i>1769</i>	<i>362</i>	<i>1133</i>	<i>458</i>	<i>181</i>	<i>299</i>	<i>33</i>
D009: Have you ever been in a work-study program—that is, a program where you work on a job as part of your schooling?																
1. No, not ever	82.0	82.7	81.5	83.0	74.1	81.0	81.8	82.1	82.9	83.4	77.3	82.8	82.9	77.1	81.6	82.5
2. Yes, for a half year or less	8.3	7.5	9.0	8.2	11.1	11.8	7.4	6.9	9.0	8.1	8.9	8.1	8.7	11.5	6.2	3.7
3. Yes, for about a year	6.7	6.4	7.1	6.2	9.0	4.3	7.8	7.5	6.1	6.0	10.0	5.8	6.2	9.5	9.1	10.4
4. Yes, for about two years	1.8	1.8	1.6	1.4	3.8	1.9	1.8	1.9	1.3	1.6	2.1	1.9	1.9	1.1	2.1	1.1
5. Yes, for more than two years	1.2	1.6	0.8	1.2	2.0	1.0	1.1	1.6	0.6	1.0	1.8	1.5	0.4	0.8	1.1	2.3
<i>Item 5770 Subject B02, C01</i>	<i>N 2153</i>	<i>959</i>	<i>1148</i>	<i>1387</i>	<i>244</i>	<i>373</i>	<i>481</i>	<i>829</i>	<i>470</i>	<i>1768</i>	<i>359</i>	<i>1133</i>	<i>456</i>	<i>181</i>	<i>297</i>	<i>33</i>
D010: How many times this school year have you seen a counselor individually?																
1. No times	26.7	30.9	22.7	29.5	23.3	26.1	22.9	34.0	18.2	24.2	38.9	27.0	25.6	23.6	28.2	16.7
2. 1 time	14.3	14.0	14.8	15.8	10.0	17.2	15.1	11.6	16.1	14.5	14.5	14.6	12.6	18.7	12.7	13.1
3. 2 times	16.3	16.1	16.2	17.1	9.3	15.7	15.1	15.5	19.3	16.7	13.8	15.2	17.6	21.0	15.5	23.5
4. 3 or 4 times	22.5	20.8	24.4	22.6	18.7	18.8	25.2	20.8	25.7	23.6	16.4	23.9	22.2	13.7	27.3	13.5
5. 5-7 times	10.2	9.9	10.0	7.9	15.2	12.1	10.3	8.8	10.9	11.0	5.9	9.7	12.6	9.5	9.1	11.1
6. 8-10 times	4.1	3.1	5.1	2.8	8.9	4.1	4.6	3.4	4.7	4.1	3.7	4.1	4.2	6.1	1.8	1.7
7. 11 or more times	5.9	5.2	6.7	4.4	14.6	6.0	6.7	5.9	5.1	5.8	6.7	5.4	5.2	7.4	5.4	20.5
<i>Item 5780 Subject B05</i>	<i>N 2159</i>	<i>961</i>	<i>1151</i>	<i>1386</i>	<i>245</i>	<i>373</i>	<i>484</i>	<i>830</i>	<i>472</i>	<i>1768</i>	<i>361</i>	<i>1135</i>	<i>457</i>	<i>181</i>	<i>297</i>	<i>34</i>

DESCRIPTIVE RESULTS: 2007

93

QUESTIONNAIRE FORM 1 2007	TOTAL	SEX		RACE		REGION				COLLEGE PLANS?		ILLICIT DRUG USE: LIFETIME				
		M	F	White	Black	NE	NC	S	W	Yes	No	None	Mari- juana Only	Few Pills	More Pills	Any Her- oin
<i>N (Weighted No. of Cases):</i>	2541	1093	1251	1498	287	489	545	965	542	1879	397	1263	551	201	357	38
<i>% of Weighted Total:</i>	100.0	43.0	49.3	59.0	11.3	19.2	21.4	38.0	21.3	74.0	15.6	49.7	21.7	7.9	14.0	1.5
D011: How many times this school year have you seen a counselor as a part of a group of other students?																
1. No times	64.1	62.8	65.0	65.4	58.4	64.6	60.5	67.3	62.0	63.9	65.7	63.1	67.1	61.8	64.5	68.4
2. 1 time	12.5	12.8	12.3	13.2	8.9	12.6	13.8	10.8	13.8	13.0	10.7	13.3	9.9	12.6	13.6	12.3
3. 2 times	10.1	10.1	10.5	10.4	10.5	8.9	10.5	9.1	12.5	9.8	10.8	9.8	10.8	10.6	10.6	5.5
4. 3 or 4 times	7.0	7.3	6.8	6.2	8.6	7.5	8.3	6.8	5.5	7.2	5.5	7.4	6.0	8.9	5.9	8.1
5. 5-7 times	3.3	3.4	3.1	2.7	6.0	3.3	4.5	3.2	2.3	3.3	3.5	3.2	4.3	3.5	2.6	2.3
6. 8-10 times	1.6	2.2	1.1	1.0	4.6	2.2	1.5	1.5	1.6	1.4	2.6	1.4	1.0	2.3	2.0	-
7. 11 or more times	1.4	1.3	1.4	1.1	3.1	0.9	0.9	1.4	2.2	1.4	1.2	1.7	0.9	0.2	0.9	3.4
<i>Item 5790 Subject B05</i>	<i>N 2154</i>	<i>958</i>	<i>1149</i>	<i>1386</i>	<i>244</i>	<i>373</i>	<i>482</i>	<i>829</i>	<i>470</i>	<i>1767</i>	<i>358</i>	<i>1133</i>	<i>455</i>	<i>181</i>	<i>297</i>	<i>34</i>
D012: Would you have preferred to see a counselor more or less often than you have during the past year?																
5. Much more often	9.8	9.7	9.5	6.9	17.7	9.3	8.1	11.5	9.0	8.9	14.0	7.8	11.0	6.9	13.6	20.8
4. A little more often	20.8	19.7	21.6	19.5	18.1	18.9	20.2	19.2	25.9	21.2	17.8	20.2	21.7	26.0	19.0	31.9
3. About as often	47.9	47.6	49.2	52.4	37.1	49.2	49.3	46.3	48.2	50.9	33.4	51.4	47.0	43.6	42.9	25.3
2. A little less often	7.0	6.6	7.0	6.2	9.7	7.0	7.2	7.1	6.6	6.3	10.3	7.2	6.7	7.9	6.3	3.9
1. Much less often	14.5	16.4	12.8	15.0	17.5	15.6	15.2	15.9	10.3	12.6	24.5	13.4	13.6	15.6	18.2	18.1
<i>Item 5800 Subject B05</i>	<i>N 2106</i>	<i>933</i>	<i>1126</i>	<i>1347</i>	<i>240</i>	<i>366</i>	<i>471</i>	<i>812</i>	<i>458</i>	<i>1733</i>	<i>345</i>	<i>1115</i>	<i>434</i>	<i>180</i>	<i>292</i>	<i>34</i>
D013: How helpful have your sessions with a counselor been to you?																
5. Extremely helpful	13.9	12.8	14.8	10.3	29.9	13.4	11.9	15.0	14.3	13.5	15.4	14.2	14.8	11.0	12.4	16.8
4. Quite helpful	23.0	24.5	22.1	21.4	25.4	19.4	22.9	21.5	28.7	24.6	15.5	26.4	21.2	19.2	16.2	17.5
3. Somewhat helpful	17.4	15.5	19.0	17.3	14.1	17.2	19.1	15.2	19.6	18.2	12.9	16.4	18.6	19.0	19.2	12.6
2. A little helpful	14.6	12.9	15.8	15.4	11.1	16.8	17.1	12.4	14.4	14.4	15.6	13.5	14.2	16.6	17.9	15.4
1. Not at all helpful	9.8	10.1	9.5	10.9	5.4	12.9	10.9	8.4	8.8	9.1	13.8	7.6	10.3	14.9	12.9	27.3
8. Did not see a counselor this year	21.3	24.3	18.8	24.7	14.1	20.4	18.1	27.5	14.3	20.2	26.7	21.9	20.9	19.4	21.3	10.5
<i>Item 5810 Subject B05</i>	<i>N 2137</i>	<i>950</i>	<i>1140</i>	<i>1380</i>	<i>240</i>	<i>372</i>	<i>480</i>	<i>823</i>	<i>462</i>	<i>1752</i>	<i>357</i>	<i>1128</i>	<i>449</i>	<i>178</i>	<i>296</i>	<i>34</i>
D014: Would you have preferred more or less of each of the following types of counseling in the last year?																
D014A: Choosing what courses to take																
5. Much more	26.8	26.4	26.3	21.6	42.7	27.0	22.7	29.1	27.1	26.0	31.3	22.8	28.5	27.7	34.6	29.3
4. A little more	24.2	23.5	25.0	25.7	19.3	22.7	27.9	22.9	23.5	24.8	21.0	24.1	25.9	23.6	22.6	23.0
3. About right	41.2	42.7	40.7	44.9	28.9	42.2	42.8	38.4	43.6	43.6	29.5	45.6	38.4	40.3	34.1	32.9
2. A little less	2.0	1.5	2.3	2.0	2.5	2.5	1.5	2.1	1.7	1.4	4.4	1.6	2.1	3.4	1.8	9.6
1. Much less	5.8	6.0	5.8	5.8	6.6	5.5	5.1	7.4	4.0	4.2	13.8	5.9	5.1	5.0	7.0	5.3
<i>Item 5811 Subject B05</i>	<i>N 2071</i>	<i>913</i>	<i>1111</i>	<i>1342</i>	<i>232</i>	<i>358</i>	<i>469</i>	<i>796</i>	<i>448</i>	<i>1703</i>	<i>342</i>	<i>1097</i>	<i>432</i>	<i>176</i>	<i>283</i>	<i>33</i>
D014B: Discussing problems with course work																
5. Much more	15.6	15.0	15.2	11.1	28.4	15.2	11.1	17.9	16.8	14.1	22.7	13.2	17.1	17.7	18.9	15.8
4. A little more	19.0	17.8	20.0	18.2	19.0	19.9	18.2	18.1	20.7	19.0	18.0	16.7	22.4	21.9	18.2	29.3
3. About right	51.3	53.2	50.4	57.8	34.9	54.7	56.3	47.3	50.5	54.7	35.6	55.1	48.2	49.9	47.8	41.2
2. A little less	4.3	4.4	4.3	3.5	7.3	2.1	5.1	4.4	5.3	4.3	5.0	5.0	3.1	2.6	4.8	4.0
1. Much less	9.7	9.6	10.1	9.4	10.4	8.1	9.3	12.3	6.8	7.9	18.7	10.0	9.1	7.9	10.2	9.8
<i>Item 5812 Subject B05</i>	<i>N 2066</i>	<i>916</i>	<i>1104</i>	<i>1335</i>	<i>233</i>	<i>358</i>	<i>470</i>	<i>794</i>	<i>445</i>	<i>1697</i>	<i>343</i>	<i>1095</i>	<i>429</i>	<i>175</i>	<i>284</i>	<i>33</i>
D014C: Discussing any trouble you've gotten into																
5. Much more	10.9	9.9	10.4	7.4	19.7	12.4	8.2	12.1	10.3	9.2	18.7	8.5	12.8	12.6	13.4	14.3
4. A little more	9.8	10.9	9.1	8.5	13.4	8.4	10.6	8.9	11.8	9.5	11.1	8.0	11.3	10.9	12.2	22.5
3. About right	58.4	58.8	58.7	65.4	43.6	61.7	60.5	55.7	58.3	62.3	40.6	62.6	57.6	53.5	50.9	40.0
2. A little less	4.9	5.2	4.8	4.3	3.7	2.8	5.2	4.9	6.4	4.7	6.0	4.9	4.8	4.9	4.6	9.9
1. Much less	16.0	15.1	17.0	14.4	19.5	14.7	15.6	18.4	13.2	14.2	23.6	16.0	13.5	18.2	19.0	13.3
<i>Item 5813 Subject B05</i>	<i>N 2057</i>	<i>916</i>	<i>1094</i>	<i>1328</i>	<i>232</i>	<i>356</i>	<i>465</i>	<i>793</i>	<i>442</i>	<i>1689</i>	<i>343</i>	<i>1089</i>	<i>426</i>	<i>178</i>	<i>281</i>	<i>33</i>

MONITORING THE FUTURE

QUESTIONNAIRE FORM 1 2007	TOTAL	SEX		RACE		REGION				COLLEGE PLANS?		ILLICIT DRUG USE: LIFETIME				
		M	F	White	Black	NE	NC	S	W	Yes	No	None	Mari- juana Only	Few Pills	More Pills	Any Her- oin
<i>N (Weighted No. of Cases):</i>	2541	1093	1251	1498	287	489	545	965	542	1879	397	1263	551	201	357	38
<i>% of Weighted Total:</i>	100.0	43.0	49.3	59.0	11.3	19.2	21.4	38.0	21.3	74.0	15.6	49.7	21.7	7.9	14.0	1.5
D014D: Discussing military plans																
5. Much more	6.5	8.1	4.4	4.5	11.6	7.1	4.2	8.6	4.7	5.1	12.6	4.5	8.5	6.1	8.9	4.0
4. A little more	4.2	5.9	2.6	4.5	3.1	4.9	4.1	4.2	3.8	3.6	6.9	4.1	4.0	7.5	2.4	4.7
3. About right	46.6	46.2	47.3	53.6	24.1	47.9	48.1	44.7	47.5	49.5	34.0	49.5	43.3	47.6	43.8	34.0
2. A little less	6.3	7.1	5.5	5.2	8.6	3.4	7.7	5.8	8.2	6.3	6.9	5.5	8.5	2.9	7.7	4.7
1. Much less	36.4	32.7	40.2	32.2	52.6	36.7	35.9	36.8	35.9	35.5	39.6	36.4	35.8	35.9	37.3	52.6
<i>Item 5814 Subject B05</i>	<i>N 2021</i>	<i>904</i>	<i>1070</i>	<i>1313</i>	<i>223</i>	<i>350</i>	<i>458</i>	<i>778</i>	<i>435</i>	<i>1660</i>	<i>337</i>	<i>1068</i>	<i>422</i>	<i>172</i>	<i>281</i>	<i>31</i>
D014E: Discussing education or training plans																
5. Much more	19.4	16.3	21.1	14.4	35.3	21.3	14.9	22.9	16.4	18.3	25.2	17.3	20.6	21.9	21.2	11.9
4. A little more	23.9	23.1	25.0	24.8	18.4	21.7	28.6	20.9	25.8	25.1	18.5	24.4	23.4	23.5	23.3	26.5
3. About right	42.7	46.0	40.4	47.4	30.6	43.3	42.8	41.0	45.3	44.9	32.6	44.8	42.9	39.7	40.5	43.3
2. A little less	3.9	4.9	3.1	3.9	4.2	4.5	4.5	3.1	4.3	3.3	6.4	3.1	5.5	4.1	4.8	1.6
1. Much less	10.1	9.7	10.4	9.5	11.4	9.1	9.1	12.1	8.3	8.4	17.3	10.4	7.6	10.7	10.2	16.7
<i>Item 5815 Subject B05</i>	<i>N 2054</i>	<i>906</i>	<i>1101</i>	<i>1331</i>	<i>233</i>	<i>358</i>	<i>466</i>	<i>786</i>	<i>443</i>	<i>1687</i>	<i>341</i>	<i>1088</i>	<i>430</i>	<i>175</i>	<i>279</i>	<i>31</i>
D014F: Discussing career plans or job choice																
5. Much more	24.2	20.5	26.2	18.5	39.3	24.0	20.9	28.4	20.5	23.1	29.9	22.6	25.0	25.5	27.4	23.7
4. A little more	26.2	25.1	27.6	27.8	21.8	24.3	28.9	22.7	31.0	27.6	19.5	26.7	27.3	24.9	22.6	30.6
3. About right	39.2	43.3	36.5	43.6	27.3	43.1	39.6	36.9	39.6	40.7	32.3	41.1	39.6	35.2	37.3	29.7
2. A little less	2.8	3.0	2.7	2.4	4.1	2.4	4.0	2.7	2.2	2.7	2.9	2.7	2.8	5.3	2.3	-
1. Much less	7.5	8.2	7.0	7.8	7.5	6.2	6.6	9.2	6.6	5.9	15.3	6.9	5.3	9.1	10.5	15.9
<i>Item 5816 Subject B05</i>	<i>N 2055</i>	<i>905</i>	<i>1103</i>	<i>1328</i>	<i>231</i>	<i>361</i>	<i>468</i>	<i>785</i>	<i>442</i>	<i>1689</i>	<i>341</i>	<i>1086</i>	<i>430</i>	<i>175</i>	<i>281</i>	<i>31</i>
D014G: Discussing personal problems																
5. Much more	12.8	10.8	13.4	9.5	23.1	14.1	10.2	14.3	11.9	11.4	19.7	10.1	14.2	11.8	19.2	15.0
4. A little more	8.8	9.9	8.2	9.1	7.1	9.6	7.3	8.8	10.0	8.4	10.2	9.1	9.9	8.9	6.3	12.0
3. About right	52.9	53.4	52.9	59.9	36.5	52.7	59.9	49.6	51.5	57.0	34.0	55.8	52.3	54.5	45.7	33.2
2. A little less	5.1	6.4	4.1	3.6	8.4	5.4	3.9	4.7	6.9	5.1	5.5	4.7	4.9	4.3	6.4	17.8
1. Much less	20.3	19.5	21.3	17.9	24.9	18.2	18.7	22.5	19.7	18.1	30.7	20.3	18.7	20.5	22.4	21.9
<i>Item 5817 Subject B05</i>	<i>N 2046</i>	<i>903</i>	<i>1097</i>	<i>1325</i>	<i>229</i>	<i>355</i>	<i>464</i>	<i>784</i>	<i>444</i>	<i>1681</i>	<i>338</i>	<i>1084</i>	<i>428</i>	<i>175</i>	<i>280</i>	<i>30</i>
D015: These next questions concern your health. During the LAST 30 DAYS, on how many days (if any) did you have the following problems or symptoms?																
D015A: Headache																
1. None	20.0	29.6	11.5	17.5	27.0	18.4	17.2	20.8	23.0	18.4	26.0	20.5	23.0	13.0	15.4	8.6
2. One day	19.0	23.3	15.6	18.1	23.9	19.9	18.1	18.7	19.6	18.9	18.9	20.9	18.2	18.3	12.8	11.4
3. Two days	19.8	19.2	20.1	18.9	20.7	21.5	15.7	20.3	21.8	19.9	19.2	20.4	19.2	18.1	19.3	36.9
4. 3 to 5 days	22.5	18.3	26.0	24.3	15.3	22.1	26.9	23.8	15.8	23.3	20.0	22.6	22.0	30.8	21.0	9.5
5. 6 to 9 days	9.1	4.1	13.5	10.2	8.7	8.4	10.5	8.5	9.3	10.2	4.1	8.9	9.5	5.3	13.4	4.8
6. 10 to 19 days	5.8	3.4	7.9	6.7	2.9	5.6	6.9	4.7	6.9	5.6	6.9	4.1	5.7	10.1	10.0	7.4
7. 20+ days	3.8	2.1	5.4	4.4	1.5	4.1	4.6	3.3	3.6	3.6	5.1	2.6	2.4	4.4	8.3	21.4
<i>Item 21310 Subject T01</i>	<i>N 2107</i>	<i>928</i>	<i>1132</i>	<i>1366</i>	<i>233</i>	<i>363</i>	<i>479</i>	<i>810</i>	<i>456</i>	<i>1728</i>	<i>352</i>	<i>1114</i>	<i>442</i>	<i>178</i>	<i>288</i>	<i>33</i>
D015B: Sore throat or hoarse voice																
1. None	41.1	49.7	33.3	37.8	54.3	36.0	39.6	43.4	42.8	38.6	53.0	44.9	41.4	33.8	31.3	21.9
2. One day	17.3	15.5	18.8	17.4	16.1	19.5	17.9	16.6	16.0	17.3	17.0	16.4	16.6	22.6	19.7	5.4
3. Two days	17.0	15.7	18.3	18.1	10.8	17.1	16.1	16.7	18.3	17.2	15.6	16.2	17.1	16.6	18.9	39.7
4. 3 to 5 days	15.2	13.1	17.1	16.5	11.2	16.1	18.5	14.4	12.3	16.3	10.2	14.3	15.9	16.5	15.8	17.3
5. 6 to 9 days	5.8	3.7	7.7	6.0	6.7	8.1	5.1	5.3	5.7	6.4	3.0	4.9	6.2	6.5	8.6	4.8
6. 10 to 19 days	2.7	1.7	3.7	3.4	0.6	2.9	2.2	2.4	3.7	3.3	0.3	2.2	2.4	4.0	5.2	-
7. 20+ days	0.9	0.6	1.2	0.8	0.2	0.3	0.7	1.2	1.2	0.9	1.0	1.1	0.5	-	0.5	10.8
<i>Item 21320 Subject T01</i>	<i>N 2106</i>	<i>928</i>	<i>1131</i>	<i>1364</i>	<i>231</i>	<i>363</i>	<i>476</i>	<i>810</i>	<i>457</i>	<i>1728</i>	<i>350</i>	<i>1116</i>	<i>440</i>	<i>177</i>	<i>288</i>	<i>33</i>

DESCRIPTIVE RESULTS: 2007

95

QUESTIONNAIRE FORM 1 2007	TOTAL	SEX		RACE		REGION				COLLEGE PLANS?		ILLICIT DRUG USE: LIFETIME					
		M	F	White	Black	NE	NC	S	W	Yes	No	None	Mari- juana Only	Few Pills	More Pills	Any Her- oin	
<i>N (Weighted No. of Cases):</i>	2541	1093	1251	1498	287	489	545	965	542	1879	397	1263	551	201	357	38	
<i>% of Weighted Total:</i>	100.0	43.0	49.3	59.0	11.3	19.2	21.4	38.0	21.3	74.0	15.6	49.7	21.7	7.9	14.0	1.5	
D015C: Trouble with sinus congestion, runny nose, or sneezing																	
1. None	26.9	32.3	21.3	23.0	36.0	27.9	25.3	26.9	27.8	25.3	32.5	28.3	26.9	23.3	20.8	23.8	
2. One day	12.3	13.5	11.3	12.6	10.4	15.3	10.1	10.1	15.9	12.4	11.8	13.4	10.5	12.9	10.6	4.3	
3. Two days	13.2	13.0	13.9	14.2	9.5	14.1	15.5	12.3	11.8	12.5	17.5	13.5	11.1	15.4	15.1	13.3	
4. 3 to 5 days	20.1	18.9	21.7	20.1	17.9	20.1	20.1	21.5	17.4	21.0	15.3	19.9	19.7	20.1	21.5	19.6	
5. 6 to 9 days	13.1	10.9	14.9	14.6	12.5	13.5	15.2	12.2	12.2	13.3	13.4	12.2	15.8	12.9	13.7	17.7	
6. 10 to 19 days	8.4	7.1	9.5	9.2	5.6	6.4	8.6	9.3	8.1	9.0	5.9	7.0	9.5	9.9	12.5	4.2	
7. 20+ days	6.0	4.3	7.5	6.3	8.1	2.6	5.2	7.7	6.7	6.6	3.7	5.6	6.4	5.6	5.9	17.0	
<i>Item 21330 Subject T01</i>	<i>N</i>	<i>2103</i>	<i>929</i>	<i>1127</i>	<i>1364</i>	<i>231</i>	<i>365</i>	<i>476</i>	<i>807</i>	<i>454</i>	<i>1725</i>	<i>350</i>	<i>1111</i>	<i>440</i>	<i>178</i>	<i>289</i>	<i>33</i>
D015D: Coughing spells																	
1. None	56.3	60.5	52.2	52.9	63.0	53.8	56.0	55.9	59.6	55.2	61.2	61.7	52.9	48.4	46.8	33.7	
2. One day	12.5	12.7	12.5	14.4	7.9	15.7	14.0	10.8	11.3	12.9	9.4	10.6	13.7	15.7	15.9	20.5	
3. Two days	10.8	9.8	11.7	10.8	10.7	8.4	12.9	11.1	10.0	11.2	9.3	10.4	10.7	12.6	11.8	8.3	
4. 3 to 5 days	10.5	9.7	11.6	11.3	10.5	11.6	9.9	11.0	9.5	10.8	10.2	9.2	11.0	13.4	12.3	13.1	
5. 6 to 9 days	5.6	3.6	7.1	6.0	6.0	7.3	4.5	6.2	4.3	5.6	5.4	4.8	6.2	6.0	6.7	12.5	
6. 10 to 19 days	2.6	1.8	3.2	2.6	0.3	3.0	1.4	2.6	3.2	2.6	2.6	1.7	3.7	2.3	4.7	-	
7. 20+ days	1.7	1.8	1.7	2.0	1.7	0.2	1.4	2.4	2.1	1.7	1.9	1.5	1.8	1.6	1.8	12.0	
<i>Item 21340 Subject T01</i>	<i>N</i>	<i>2091</i>	<i>921</i>	<i>1123</i>	<i>1358</i>	<i>231</i>	<i>361</i>	<i>476</i>	<i>804</i>	<i>450</i>	<i>1719</i>	<i>344</i>	<i>1107</i>	<i>437</i>	<i>176</i>	<i>287</i>	<i>33</i>
D015E: Chest colds																	
1. None	74.4	77.6	71.4	73.0	73.8	68.1	74.6	74.8	78.5	74.3	75.0	78.0	72.9	69.4	66.8	51.4	
2. One day	8.6	8.1	9.0	8.7	6.8	10.3	11.1	6.7	8.2	8.4	9.3	7.1	9.4	11.4	10.9	18.7	
3. Two days	6.7	6.9	6.6	7.8	4.2	8.3	6.4	7.0	5.0	6.6	7.5	6.1	6.2	6.2	10.3	13.3	
4. 3 to 5 days	5.6	4.0	7.0	5.1	10.5	7.1	4.7	6.3	4.3	5.8	4.9	4.8	6.8	5.7	6.3	2.1	
5. 6 to 9 days	2.9	1.5	4.2	3.3	3.9	5.0	1.7	3.3	1.8	3.0	2.3	2.7	2.3	6.0	3.0	4.7	
6. 10 to 19 days	1.5	1.2	1.8	1.7	0.8	1.3	1.6	1.3	2.0	1.7	0.7	1.1	2.0	1.3	2.7	3.6	
7. 20+ days	0.3	0.7	-	0.4	-	-	-	0.7	0.2	0.3	0.4	0.3	0.3	-	-	6.2	
<i>Item 21350 Subject T01</i>	<i>N</i>	<i>2089</i>	<i>923</i>	<i>1119</i>	<i>1358</i>	<i>231</i>	<i>359</i>	<i>475</i>	<i>805</i>	<i>449</i>	<i>1715</i>	<i>346</i>	<i>1104</i>	<i>438</i>	<i>175</i>	<i>286</i>	<i>33</i>
D015F: Coughing up phlegm or blood																	
1. None	79.2	78.8	79.1	77.4	88.0	77.3	77.9	80.2	80.2	79.0	79.4	83.2	78.0	72.0	72.8	51.6	
2. One day	4.5	4.7	4.5	4.8	1.5	7.4	5.0	3.1	4.3	4.5	4.7	3.6	5.3	9.2	5.1	1.1	
3. Two days	4.9	5.8	4.4	5.4	2.4	5.0	5.6	5.3	3.5	5.0	4.8	4.2	4.6	2.3	8.8	9.2	
4. 3 to 5 days	4.4	4.3	4.5	4.4	3.7	4.6	4.4	5.3	2.8	4.7	3.0	3.9	4.3	8.4	2.9	16.6	
5. 6 to 9 days	3.1	2.3	3.9	3.3	2.3	4.3	2.7	2.3	4.2	3.0	4.1	2.3	3.6	4.0	4.8	5.1	
6. 10 to 19 days	2.3	2.7	2.1	2.6	1.8	1.3	2.7	1.9	3.5	2.3	2.4	1.6	2.8	3.1	3.4	5.0	
7. 20+ days	1.5	1.4	1.5	2.1	0.3	0.2	1.7	2.0	1.4	1.4	1.5	1.2	1.3	1.0	2.2	11.4	
<i>Item 21360 Subject T01</i>	<i>N</i>	<i>2092</i>	<i>925</i>	<i>1120</i>	<i>1358</i>	<i>231</i>	<i>363</i>	<i>473</i>	<i>805</i>	<i>451</i>	<i>1716</i>	<i>348</i>	<i>1105</i>	<i>438</i>	<i>178</i>	<i>287</i>	<i>32</i>
D015G: Shortness of breath when you were not exercising																	
1. None	78.8	84.7	74.0	78.1	82.0	76.4	77.2	80.7	78.8	79.5	74.2	83.6	76.7	69.8	71.7	56.6	
2. One day	7.0	6.1	8.0	7.0	5.5	8.3	7.2	5.6	8.3	7.2	5.7	6.2	5.8	11.4	9.4	5.8	
3. Two days	5.1	3.9	6.1	5.8	3.4	6.4	6.1	4.6	4.0	4.2	10.2	3.9	6.8	6.5	5.1	14.1	
4. 3 to 5 days	4.1	2.7	5.0	4.2	3.5	3.1	3.9	4.4	4.5	4.0	4.6	3.1	5.3	6.9	5.1	1.5	
5. 6 to 9 days	2.0	0.8	3.0	1.8	2.6	2.6	2.3	1.8	1.6	2.0	2.5	1.4	2.6	1.2	3.5	6.9	
6. 10 to 19 days	1.7	0.8	2.5	1.9	0.9	1.3	1.6	1.9	1.6	1.9	0.8	1.1	1.2	3.7	3.3	-	
7. 20+ days	1.3	1.1	1.5	1.3	2.3	1.9	1.5	1.0	1.2	1.2	2.0	0.7	1.6	0.6	2.0	15.1	
<i>Item 21370 Subject T01</i>	<i>N</i>	<i>2093</i>	<i>922</i>	<i>1124</i>	<i>1361</i>	<i>232</i>	<i>363</i>	<i>476</i>	<i>803</i>	<i>451</i>	<i>1719</i>	<i>347</i>	<i>1106</i>	<i>439</i>	<i>178</i>	<i>287</i>	<i>32</i>
D015H: Wheezing or gasping																	
1. None	83.1	85.1	81.3	83.4	81.3	80.1	84.8	83.7	82.7	83.9	78.9	86.5	83.2	78.1	77.9	48.7	
2. One day	6.1	6.9	5.5	6.4	6.2	7.7	5.4	4.9	7.6	5.9	6.7	5.2	5.3	10.8	8.0	6.1	
3. Two days	3.8	2.9	4.7	3.4	4.4	4.9	4.1	3.3	3.7	3.9	3.8	3.3	4.1	3.7	4.5	9.7	
4. 3 to 5 days	3.3	2.2	4.1	2.1	5.9	2.6	3.2	3.8	3.0	2.8	5.3	2.5	4.3	2.8	2.7	9.5	
5. 6 to 9 days	1.7	1.3	2.0	2.0	1.8	2.2	0.4	2.2	1.8	1.6	2.5	1.5	0.9	1.4	3.9	4.8	
6. 10 to 19 days	0.9	0.4	1.3	1.2	0.3	1.0	1.3	0.8	0.4	0.9	0.7	0.1	1.8	1.9	1.2	6.6	
7. 20+ days	1.1	1.2	1.1	1.5	0.1	1.5	0.9	1.3	0.8	1.0	2.1	0.8	0.4	1.3	1.8	14.5	
<i>Item 21380 Subject T01</i>	<i>N</i>	<i>2091</i>	<i>920</i>	<i>1124</i>	<i>1359</i>	<i>232</i>	<i>359</i>	<i>474</i>	<i>806</i>	<i>451</i>	<i>1718</i>	<i>346</i>	<i>1106</i>	<i>438</i>	<i>178</i>	<i>285</i>	<i>33</i>

MONITORING THE FUTURE

QUESTIONNAIRE FORM 1 2007	TOTAL	SEX		RACE		REGION				COLLEGE PLANS?		ILLCIT DRUG USE: LIFETIME					
		M	F	White	Black	NE	NC	S	W	Yes	No	None	Mari- juana Only	Few Pills	More Pills	Any Her- oin	
<i>N (Weighted No. of Cases):</i>	2541	1093	1251	1498	287	489	545	965	542	1879	397	1263	551	201	357	38	
<i>% of Weighted Total:</i>	100.0	43.0	49.3	59.0	11.3	19.2	21.4	38.0	21.3	74.0	15.6	49.7	21.7	7.9	14.0	1.5	
D015I: Trouble remembering things																	
1. None	58.7	63.2	54.4	60.0	62.3	52.4	58.7	62.1	57.7	59.2	55.6	63.9	61.3	45.4	44.2	37.5	
2. One day	12.6	13.4	12.5	11.7	15.4	16.4	13.5	11.9	10.1	12.9	11.4	12.5	13.3	15.3	10.7	12.9	
3. Two days	8.4	7.7	9.1	8.6	8.1	10.0	10.4	6.6	8.3	8.4	8.8	8.2	5.2	13.4	10.8	13.3	
4. 3 to 5 days	7.4	5.5	9.0	7.2	4.3	9.0	6.6	6.9	7.7	7.3	7.6	5.6	10.6	8.8	9.2	-	
5. 6 to 9 days	4.4	3.7	4.9	3.9	3.4	4.1	3.2	4.7	5.4	3.8	7.1	3.0	3.6	6.6	9.9	7.6	
6. 10 to 19 days	3.3	2.4	3.9	3.3	2.1	2.9	2.9	3.1	4.5	3.1	4.6	3.1	1.9	4.3	5.2	3.4	
7. 20+ days	5.2	4.1	6.2	5.2	4.4	5.3	4.6	4.8	6.3	5.3	4.9	3.6	4.2	6.3	10.1	25.2	
<i>Item 21390 Subject T01</i>	<i>N</i>	<i>2087</i>	<i>918</i>	<i>1122</i>	<i>1353</i>	<i>232</i>	<i>362</i>	<i>471</i>	<i>804</i>	<i>450</i>	<i>1715</i>	<i>345</i>	<i>1105</i>	<i>438</i>	<i>176</i>	<i>285</i>	<i>32</i>
D015J: Difficulty thinking or concentrating																	
1. None	46.5	54.9	39.0	43.9	60.3	46.0	42.8	52.1	40.7	46.2	47.0	49.4	46.9	35.4	38.8	47.2	
2. One day	13.4	13.1	13.8	13.3	14.0	15.3	12.1	11.4	16.7	13.5	13.0	13.5	16.0	17.4	9.0	5.6	
3. Two days	13.1	11.4	14.7	14.2	10.1	12.2	16.1	11.4	13.8	13.6	11.0	12.4	13.6	15.8	15.1	6.6	
4. 3 to 5 days	11.1	8.5	13.6	11.7	5.0	12.1	11.0	10.8	11.1	11.1	11.1	10.6	9.4	16.4	12.9	5.1	
5. 6 to 9 days	7.4	6.2	8.6	8.3	2.6	7.0	9.5	6.4	7.2	7.3	7.8	7.9	5.6	5.4	9.3	10.7	
6. 10 to 19 days	4.2	2.8	5.3	4.1	4.4	3.5	5.1	3.2	5.5	4.2	4.2	2.8	4.4	4.9	8.6	5.6	
7. 20+ days	4.3	3.2	5.0	4.5	3.6	3.9	3.4	4.7	4.9	4.0	5.9	3.3	4.0	4.6	6.4	19.1	
<i>Item 21400 Subject T01</i>	<i>N</i>	<i>2087</i>	<i>924</i>	<i>1118</i>	<i>1359</i>	<i>232</i>	<i>360</i>	<i>476</i>	<i>801</i>	<i>450</i>	<i>1715</i>	<i>345</i>	<i>1107</i>	<i>436</i>	<i>177</i>	<i>287</i>	<i>33</i>
D015K: Trouble learning new things																	
1. None	67.6	74.0	62.3	68.3	73.9	63.4	65.3	73.1	63.8	68.3	64.7	68.6	69.8	65.3	64.0	51.8	
2. One day	11.2	9.8	12.3	10.9	13.1	11.9	13.1	7.9	14.5	11.3	10.9	12.7	8.4	11.1	9.4	11.3	
3. Two days	8.5	5.8	11.0	8.0	4.8	9.8	7.5	7.7	9.8	8.7	7.1	8.3	7.3	10.0	9.2	8.9	
4. 3 to 5 days	6.1	4.4	7.5	5.9	4.5	7.5	7.6	4.9	5.3	5.8	6.8	4.7	8.7	5.7	7.9	6.6	
5. 6 to 9 days	3.5	3.5	3.4	3.8	1.8	4.2	3.5	3.3	3.3	3.5	3.4	3.5	2.3	5.1	4.3	-	
6. 10 to 19 days	1.2	1.0	1.4	1.2	1.3	0.8	1.3	1.1	1.3	0.9	2.2	0.7	1.1	1.9	2.3	7.2	
7. 20+ days	2.0	1.4	2.2	2.0	0.6	2.4	1.7	2.0	2.1	1.5	4.9	1.4	2.4	0.8	3.0	14.3	
<i>Item 21410 Subject T01</i>	<i>N</i>	<i>2084</i>	<i>919</i>	<i>1119</i>	<i>1354</i>	<i>229</i>	<i>359</i>	<i>475</i>	<i>801</i>	<i>449</i>	<i>1713</i>	<i>345</i>	<i>1102</i>	<i>436</i>	<i>175</i>	<i>287</i>	<i>33</i>
D015L: Trouble sleeping																	
1. None	41.8	51.3	33.3	37.4	57.4	40.6	39.5	42.7	43.5	40.6	46.5	46.2	39.1	35.4	29.8	44.4	
2. One day	12.1	12.2	12.2	13.1	11.2	16.0	9.7	10.8	13.8	12.3	11.7	11.3	12.9	15.0	12.8	14.1	
3. Two days	14.0	10.9	16.8	14.4	11.9	13.4	13.7	14.4	14.2	14.3	11.8	13.7	13.5	17.2	15.7	5.5	
4. 3 to 5 days	11.5	8.6	13.9	11.3	11.8	10.2	13.6	12.4	8.6	12.1	8.8	12.9	10.3	9.5	10.1	-	
5. 6 to 9 days	7.1	5.5	8.6	8.0	3.9	7.2	8.4	6.8	6.3	7.2	6.9	7.0	7.7	7.8	6.6	12.1	
6. 10 to 19 days	5.7	5.3	6.0	6.5	1.8	5.5	6.3	5.4	5.8	5.6	6.4	4.2	6.9	5.6	9.8	6.4	
7. 20+ days	7.8	6.3	9.2	9.3	1.9	7.0	8.8	7.5	7.8	7.8	7.9	4.7	9.5	9.5	15.2	17.4	
<i>Item 21420 Subject T01</i>	<i>N</i>	<i>2082</i>	<i>918</i>	<i>1118</i>	<i>1353</i>	<i>230</i>	<i>360</i>	<i>474</i>	<i>798</i>	<i>450</i>	<i>1711</i>	<i>344</i>	<i>1105</i>	<i>434</i>	<i>176</i>	<i>287</i>	<i>31</i>
D015M: Trouble getting started in the morning																	
1. None	32.8	40.2	25.9	29.7	47.7	34.0	31.1	34.5	30.4	31.1	40.3	35.6	29.4	30.3	26.0	22.4	
2. One day	9.4	10.0	9.1	8.3	11.6	9.6	9.0	7.8	12.4	9.7	7.4	9.9	8.1	10.1	9.1	15.5	
3. Two days	9.9	9.0	10.9	10.0	12.2	10.1	10.0	9.9	9.8	10.5	7.2	10.9	9.7	7.3	7.1	18.9	
4. 3 to 5 days	12.8	11.6	13.8	14.0	8.7	12.9	12.8	12.4	13.4	13.1	10.5	13.6	14.0	11.0	9.9	6.1	
5. 6 to 9 days	9.7	8.3	11.2	9.5	5.6	9.8	10.1	8.9	10.8	10.1	8.5	10.0	10.2	12.3	7.5	3.3	
6. 10 to 19 days	8.8	6.6	10.8	9.8	4.1	7.6	9.8	9.9	6.7	9.4	6.2	7.1	10.0	11.5	13.8	2.1	
7. 20+ days	16.6	14.3	18.3	18.7	10.1	16.1	17.1	16.6	16.6	16.1	19.8	13.0	18.7	17.4	26.5	31.8	
<i>Item 21430 Subject T01</i>	<i>N</i>	<i>2088</i>	<i>921</i>	<i>1121</i>	<i>1358</i>	<i>230</i>	<i>360</i>	<i>475</i>	<i>804</i>	<i>449</i>	<i>1715</i>	<i>346</i>	<i>1105</i>	<i>437</i>	<i>176</i>	<i>287</i>	<i>33</i>
D015N: Stayed home most or all of a day because you were not feeling well																	
1. None	59.7	68.1	52.0	58.6	65.0	54.3	58.2	61.1	62.8	59.1	61.9	66.3	53.1	46.7	52.0	40.2	
2. One day	19.4	16.9	22.1	21.4	10.8	23.1	19.8	17.7	18.8	19.2	20.8	15.9	21.4	29.2	24.8	23.6	
3. Two days	12.1	9.3	14.4	12.1	13.1	12.8	11.7	12.7	10.8	12.9	7.7	11.8	13.0	13.2	11.5	20.7	
4. 3 to 5 days	5.7	3.9	7.1	5.0	6.8	4.9	7.3	5.7	4.8	5.7	6.4	3.8	8.6	7.9	6.7	2.4	
5. 6 to 9 days	1.7	0.7	2.6	1.7	2.4	3.7	1.0	1.5	1.5	1.7	1.7	1.2	2.8	1.8	2.3	3.0	
6. 10 to 19 days	0.6	0.5	0.6	0.4	0.5	0.4	1.0	0.7	0.3	0.7	0.2	0.3	0.4	0.5	1.9	3.6	
7. 20+ days	0.8	0.5	1.0	0.8	1.4	0.8	1.0	0.5	1.0	0.7	1.2	0.7	0.6	0.7	0.7	6.5	
<i>Item 21440 Subject T01</i>	<i>N</i>	<i>2086</i>	<i>918</i>	<i>1122</i>	<i>1357</i>	<i>232</i>	<i>358</i>	<i>472</i>	<i>807</i>	<i>449</i>	<i>1719</i>	<i>342</i>	<i>1105</i>	<i>437</i>	<i>176</i>	<i>287</i>	<i>32</i>
D016: In the LAST 12 MONTHS, how many times (if any) have you seen a doctor or other professional for each of the following?																	

DESCRIPTIVE RESULTS: 2007

97

QUESTIONNAIRE FORM 1 2007	TOTAL	SEX		RACE		REGION				COLLEGE PLANS?		ILLICIT DRUG USE: LIFETIME				
		M	F	White	Black	NE	NC	S	W	Yes	No	None	Mari- juana Only	Few Pills	More Pills	Any Her- oin
<i>N (Weighted No. of Cases):</i>	2541	1093	1251	1498	287	489	545	965	542	1879	397	1263	551	201	357	38
<i>% of Weighted Total:</i>	100.0	43.0	49.3	59.0	11.3	19.2	21.4	38.0	21.3	74.0	15.6	49.7	21.7	7.9	14.0	1.5
D016A: For a routine physical check-up																
1. None	39.2	41.3	37.2	37.8	32.9	27.7	36.2	45.1	40.5	36.1	54.3	42.0	34.7	30.7	40.4	27.5
2. Once	40.0	40.0	40.7	44.5	30.3	49.2	44.2	32.2	42.6	43.0	28.8	39.6	43.6	44.2	35.5	45.8
3. Twice	15.9	15.4	16.3	13.7	26.8	16.4	14.7	17.8	13.2	16.2	11.8	14.8	15.5	19.5	18.5	9.5
4. 3 to 5 times	3.1	2.1	3.7	2.5	6.5	4.3	3.3	3.1	2.0	3.4	1.4	2.3	4.5	4.0	3.5	4.2
5. 6 to 9 times	1.2	0.6	1.4	0.7	2.6	1.2	1.2	1.0	1.5	0.7	2.5	1.0	1.6	0.8	0.7	5.7
6. 10+ times	0.7	0.6	0.8	0.7	0.9	1.2	0.4	0.9	0.2	0.6	1.2	0.3	-	0.8	1.5	7.4
<i>Item 21450 Subject T04</i>	<i>N 2140</i>	<i>947</i>	<i>1126</i>	<i>1363</i>	<i>242</i>	<i>358</i>	<i>488</i>	<i>836</i>	<i>457</i>	<i>1732</i>	<i>349</i>	<i>1129</i>	<i>447</i>	<i>178</i>	<i>289</i>	<i>33</i>
D016B: For an injury suffered in a fight, assault, or auto accident																
1. None	90.8	91.3	91.6	90.6	95.0	89.6	91.8	91.3	89.5	91.2	91.4	93.5	91.5	93.4	84.5	62.4
2. Once	4.3	4.5	3.6	4.5	2.0	7.0	3.0	3.9	4.1	4.2	3.4	3.3	4.7	2.8	7.0	16.6
3. Twice	2.6	2.6	2.5	2.8	1.4	2.1	1.8	2.6	4.0	2.4	2.9	1.5	3.0	2.1	4.9	11.0
4. 3 to 5 times	1.2	1.0	1.1	1.2	0.3	0.7	1.8	1.1	1.2	1.1	1.2	1.1	0.4	0.5	2.4	2.4
5. 6 to 9 times	0.4	0.2	0.3	0.2	-	-	0.8	0.4	0.4	0.4	0.5	0.1	-	-	1.2	-
6. 10+ times	0.7	0.4	0.9	0.7	1.3	0.6	0.8	0.6	0.8	0.7	0.5	0.6	0.4	1.2	-	7.6
<i>Item 21460 Subject T04</i>	<i>N 2129</i>	<i>943</i>	<i>1119</i>	<i>1358</i>	<i>240</i>	<i>356</i>	<i>486</i>	<i>831</i>	<i>456</i>	<i>1725</i>	<i>345</i>	<i>1124</i>	<i>445</i>	<i>177</i>	<i>286</i>	<i>32</i>
D016C: For any other accidental injury																
1. None	83.3	81.1	86.3	80.7	89.2	84.0	81.6	84.8	81.9	83.6	83.2	86.2	83.7	80.0	79.3	65.2
2. Once	8.8	10.4	6.7	10.8	4.1	8.3	10.0	8.5	8.5	8.2	10.6	8.7	9.4	9.2	7.5	10.5
3. Twice	3.6	4.1	3.0	3.9	3.3	4.0	4.1	3.6	2.7	3.7	3.5	2.8	3.0	5.1	4.4	6.6
4. 3 to 5 times	2.6	3.2	2.0	2.8	1.3	1.8	3.1	1.9	4.3	2.9	1.1	1.0	2.4	3.3	7.2	11.0
5. 6 to 9 times	0.9	0.4	1.3	1.0	0.5	1.2	0.5	0.3	2.2	0.9	0.7	0.7	1.1	1.1	0.8	2.3
6. 10+ times	0.8	0.8	0.7	0.8	1.5	0.8	0.7	0.9	0.5	0.7	1.0	0.6	0.4	1.4	0.9	4.4
<i>Item 21470 Subject T04</i>	<i>N 2124</i>	<i>943</i>	<i>1115</i>	<i>1356</i>	<i>240</i>	<i>357</i>	<i>486</i>	<i>825</i>	<i>456</i>	<i>1719</i>	<i>349</i>	<i>1122</i>	<i>442</i>	<i>174</i>	<i>290</i>	<i>31</i>
D016D: For some physical illness or symptom																
1. None	59.3	66.8	53.0	56.2	67.1	58.3	57.8	60.6	59.4	57.2	68.5	64.5	56.4	50.6	52.0	39.2
2. Once	19.3	17.7	21.2	20.2	18.0	23.4	20.1	16.8	19.8	21.0	12.0	19.0	20.6	21.5	18.2	25.0
3. Twice	12.2	10.1	13.7	13.6	9.6	11.5	12.3	13.6	10.1	12.4	11.1	9.2	16.2	17.3	14.8	10.5
4. 3 to 5 times	6.1	3.8	8.0	6.6	3.3	4.6	6.8	6.2	6.4	6.6	3.9	4.8	5.5	8.4	10.8	8.9
5. 6 to 9 times	1.5	0.8	2.1	1.7	0.3	1.6	1.5	0.6	2.9	1.3	2.5	0.9	0.7	1.7	2.9	5.0
6. 10+ times	1.6	0.8	2.0	1.6	1.6	0.6	1.5	2.2	1.4	1.5	2.0	1.6	0.6	0.5	1.3	11.4
<i>Item 21480 Subject T04</i>	<i>N 2132</i>	<i>944</i>	<i>1123</i>	<i>1361</i>	<i>241</i>	<i>356</i>	<i>486</i>	<i>829</i>	<i>461</i>	<i>1727</i>	<i>349</i>	<i>1122</i>	<i>445</i>	<i>177</i>	<i>294</i>	<i>31</i>
D016E: For some emotional or psychological problem or symptom																
1. None	90.0	93.1	88.1	89.4	92.3	86.0	90.6	90.9	90.8	90.3	88.8	92.4	91.3	87.8	84.6	62.5
2. Once	4.3	3.2	5.0	4.8	3.2	4.9	5.2	3.5	4.5	4.2	4.6	3.6	4.4	6.3	5.1	10.5
3. Twice	2.4	1.8	2.4	1.7	3.2	3.8	1.5	2.7	1.9	2.2	3.0	1.9	1.5	2.7	3.1	10.5
4. 3 to 5 times	1.1	0.7	1.5	1.4	0.7	2.2	0.9	0.9	0.9	1.3	0.2	1.0	1.1	1.1	1.7	2.5
5. 6 to 9 times	0.7	0.3	1.1	1.0	-	0.9	1.0	0.8	0.1	0.7	0.8	0.2	0.6	0.9	2.6	2.2
6. 10+ times	1.4	0.9	1.9	1.7	0.6	2.3	0.8	1.2	1.8	1.3	2.5	0.9	1.1	1.2	2.7	11.8
<i>Item 21490 Subject T04</i>	<i>N 2117</i>	<i>933</i>	<i>1119</i>	<i>1351</i>	<i>241</i>	<i>353</i>	<i>484</i>	<i>825</i>	<i>455</i>	<i>1717</i>	<i>343</i>	<i>1116</i>	<i>445</i>	<i>177</i>	<i>285</i>	<i>31</i>
D017: In the LAST 12 MONTHS, how many times (if any) have you spent one or more nights in the hospital . . .																
D017A: . . . because of an injury																
1. None	94.1	93.5	95.4	94.6	94.9	94.5	93.1	93.5	96.0	95.2	91.6	95.8	96.4	92.2	91.5	76.3
2. Once	3.6	4.3	2.6	3.7	2.8	3.5	3.6	4.3	2.5	2.9	5.2	3.1	1.9	3.0	5.7	16.3
3. Twice	1.3	1.3	1.1	0.7	1.4	0.5	1.9	1.6	0.7	1.0	1.9	0.7	0.9	3.1	1.6	2.7
4. 3 to 5 times	0.5	0.4	0.5	0.6	-	0.6	0.9	0.3	0.4	0.6	-	0.2	0.6	0.8	1.2	2.4
5. 6 to 9 times	0.2	0.2	0.1	0.1	-	0.4	0.1	-	0.4	0.1	0.6	0.1	0.1	0.4	-	-
6. 10+ times	0.3	0.3	0.3	0.2	1.0	0.7	0.5	0.3	-	0.2	0.7	0.2	-	0.5	-	2.2
<i>Item 21500 Subject T04</i>	<i>N 2125</i>	<i>938</i>	<i>1120</i>	<i>1356</i>	<i>239</i>	<i>355</i>	<i>486</i>	<i>828</i>	<i>456</i>	<i>1718</i>	<i>352</i>	<i>1118</i>	<i>445</i>	<i>176</i>	<i>289</i>	<i>31</i>

MONITORING THE FUTURE

QUESTIONNAIRE FORM 1 2007	TOTAL	SEX		RACE		REGION				COLLEGE PLANS?		ILLICIT DRUG USE: LIFETIME				
		M	F	White	Black	NE	NC	S	W	Yes	No	None	Mari- juana Only	Few Pills	More Pills	Any Her- oin
<i>N (Weighted No. of Cases):</i>	2541	1093	1251	1498	287	489	545	965	542	1879	397	1263	551	201	357	38
<i>% of Weighted Total:</i>	100.0	43.0	49.3	59.0	11.3	19.2	21.4	38.0	21.3	74.0	15.6	49.7	21.7	7.9	14.0	1.5
D017B: . . . because of some physical illness																
1. None	93.2	95.2	92.3	94.4	90.4	92.7	93.8	93.2	92.8	94.0	90.9	94.8	94.1	93.7	90.8	85.2
2. Once	3.8	2.9	4.6	3.4	5.4	5.4	2.5	3.1	5.3	3.6	4.7	3.4	4.3	1.6	5.8	1.6
3. Twice	1.6	1.1	1.8	1.3	2.1	1.2	2.0	1.9	1.0	1.3	2.7	1.0	0.7	1.8	2.7	5.6
4. 3 to 5 times	0.8	0.3	0.9	0.6	1.4	-	0.8	1.2	0.8	0.6	0.9	0.6	0.8	1.1	0.7	2.5
5. 6 to 9 times	0.1	0.1	0.1	0.1	0.1	0.1	0.5	-	-	0.1	0.1	0.1	*	0.5	-	-
6. 10+ times	0.5	0.4	0.3	0.3	0.6	0.7	0.4	0.6	-	0.4	0.7	0.1	-	1.3	-	5.1
<i>Item 21510 Subject T04</i>	<i>N 2118</i>	<i>933</i>	<i>1119</i>	<i>1350</i>	<i>240</i>	<i>354</i>	<i>482</i>	<i>825</i>	<i>457</i>	<i>1718</i>	<i>345</i>	<i>1119</i>	<i>444</i>	<i>175</i>	<i>286</i>	<i>30</i>
D018: Overall, relative to other people your age, do you think your physical health over the past year has been . . .																
1. Much poorer than average	6.2	4.9	6.9	5.7	5.3	5.6	4.9	6.9	6.9	5.3	10.3	5.0	4.9	8.6	8.0	19.3
2. Somewhat poorer than average	12.4	9.5	15.0	12.6	11.6	11.7	14.0	11.8	12.1	12.6	11.1	11.3	10.6	12.7	18.2	26.2
3. About average	41.9	37.7	45.5	43.1	35.6	48.7	41.1	41.5	37.9	40.3	49.6	38.8	49.9	44.4	45.0	20.7
4. Somewhat better than average	23.1	26.6	20.4	22.9	25.4	21.7	21.7	22.8	26.3	24.7	15.7	26.1	20.9	23.1	15.3	17.9
5. Much better than average	16.4	21.2	12.2	15.6	22.0	12.1	18.3	16.9	16.8	17.0	13.4	18.8	13.6	11.3	13.5	15.9
<i>Item 21520 Subject T01</i>	<i>N 2110</i>	<i>930</i>	<i>1117</i>	<i>1354</i>	<i>237</i>	<i>351</i>	<i>484</i>	<i>823</i>	<i>451</i>	<i>1713</i>	<i>345</i>	<i>1109</i>	<i>446</i>	<i>177</i>	<i>290</i>	<i>31</i>
D019: What is your current height (in feet and inches) without shoes?																
01. 4'5" or less	0.6	0.6	0.5	0.3	-	0.6	0.4	1.1	-	0.4	1.6	0.2	1.1	0.8	1.1	-
02. 4'6"	0.2	-	0.3	0.2	-	-	0.3	0.1	0.4	0.2	-	0.2	-	-	0.4	2.8
03. 4'7"	-	-	-	-	-	-	-	-	-	-	-	-	-	-	-	-
04. 4'8"	*	-	0.1	0.1	-	-	-	0.1	-	*	-	0.1	-	-	-	-
05. 4'9"	0.3	-	0.6	0.3	-	0.8	0.2	0.4	-	0.2	0.7	0.2	0.3	1.4	0.3	-
06. 4'10"	0.3	0.2	0.4	0.4	-	0.6	0.4	0.1	0.2	0.1	0.9	0.3	0.4	0.3	-	-
07. 4'11"	1.4	0.1	2.4	1.0	1.0	1.9	1.6	0.7	1.9	1.2	2.1	1.3	0.4	0.4	2.5	4.5
08. 5'0"	1.8	0.2	2.9	1.6	1.5	1.6	0.9	2.3	2.0	1.9	1.6	1.8	2.0	1.9	0.5	-
09. 5'1"	2.9	-	5.4	2.6	4.3	3.2	2.2	3.6	2.1	2.7	3.3	3.6	3.1	1.2	1.2	-
10. 5'2"	6.9	0.1	12.4	6.3	11.0	8.9	7.6	5.7	6.4	7.4	5.2	6.8	6.8	8.7	7.5	-
11. 5'3"	6.7	0.4	12.2	7.2	3.2	6.2	6.1	7.3	6.6	6.7	7.5	6.9	5.5	9.2	8.1	-
12. 5'4"	8.0	0.9	14.0	7.7	8.6	8.4	8.7	5.7	11.3	8.1	8.1	9.6	6.1	7.3	6.4	4.0
13. 5'5"	8.0	2.9	12.5	6.4	9.8	8.4	6.4	8.3	8.6	8.0	8.3	8.3	8.7	7.0	5.9	6.6
14. 5'6"	8.4	4.6	11.3	7.5	8.2	6.7	8.4	9.0	8.7	8.3	8.2	9.4	7.0	7.4	7.0	2.9
15. 5'7"	9.0	7.5	10.2	9.3	8.4	7.0	9.6	9.6	8.6	9.0	8.6	8.7	10.0	10.2	9.5	3.7
16. 5'8"	8.1	9.2	7.5	8.8	9.5	10.1	7.4	7.3	8.6	8.5	6.6	8.3	6.5	9.3	8.0	7.1
17. 5'9"	7.1	10.7	4.1	7.1	6.4	6.7	7.6	7.2	6.6	7.3	6.2	6.5	7.4	5.2	9.3	15.9
18. 5'10"	7.6	14.1	2.1	8.3	4.5	9.5	8.0	6.7	7.2	7.1	9.7	8.1	7.6	3.5	7.5	12.7
19. 5'11"	6.1	12.6	0.7	7.0	4.0	5.7	5.7	6.4	6.6	6.1	6.3	5.9	5.8	4.7	8.9	1.5
20. 6'0"	5.7	12.6	0.2	6.5	5.6	4.5	6.8	6.4	4.1	5.6	6.2	5.2	7.3	6.2	4.8	4.5
21. 6'1"	4.4	9.4	0.2	4.5	5.2	3.5	4.0	5.1	4.5	4.6	3.5	3.1	6.3	7.1	5.1	8.6
22. 6'2"	2.1	4.2	-	2.5	1.2	2.2	2.4	2.1	1.6	2.2	1.9	1.5	1.4	4.6	3.0	9.3
23. 6'3"	1.9	4.2	-	1.7	4.3	1.3	1.4	2.4	2.3	1.8	1.1	1.8	2.2	1.5	1.8	6.7
24. 6'4"	1.2	2.6	-	1.4	0.5	1.6	1.8	1.1	0.5	1.2	1.2	0.9	2.5	0.5	0.3	4.4
25. 6'5"	0.4	0.8	-	0.4	0.6	0.2	1.0	0.3	-	0.3	0.6	0.4	0.7	0.4	-	-
26. 6'6"	0.4	0.8	-	0.1	1.2	0.2	0.2	0.5	0.6	0.4	0.3	0.5	0.5	0.1	-	-
27. 6'7" or more	0.6	1.3	-	0.6	1.0	0.1	0.9	0.5	0.8	0.6	0.4	0.4	0.4	1.0	0.8	5.0
<i>Item 22155 Subject T03</i>	<i>N 2147</i>	<i>949</i>	<i>1128</i>	<i>1362</i>	<i>248</i>	<i>360</i>	<i>493</i>	<i>832</i>	<i>461</i>	<i>1734</i>	<i>351</i>	<i>1121</i>	<i>456</i>	<i>176</i>	<i>292</i>	<i>33</i>

DESCRIPTIVE RESULTS: 2007

99

QUESTIONNAIRE FORM 1 2007	TOTAL	SEX		RACE		REGION				COLLEGE PLANS?		ILLICIT DRUG USE: LIFETIME					
		M	F	White	Black	NE	NC	S	W	Yes	No	None	Mari- juana Only	Few Pills	More Pills	Any Her- oin	
<i>N (Weighted No. of Cases):</i>	2541	1093	1251	1498	287	489	545	965	542	1879	397	1263	551	201	357	38	
<i>% of Weighted Total:</i>	100.0	43.0	49.3	59.0	11.3	19.2	21.4	38.0	21.3	74.0	15.6	49.7	21.7	7.9	14.0	1.5	
D020: What is your current weight (in pounds) without shoes or clothing?																	
01. 80 lbs. or less	0.3	0.3	0.4	0.3	0.2	0.2	0.5	0.4	0.1	0.3	0.7	0.2	0.6	0.3	0.6	-	
02. 81-85	0.2	-	0.4	0.3	-	-	-	0.1	0.8	0.3	-	0.2	-	-	0.4	-	
03. 86-90	0.1	0.1	*	-	-	-	-	0.1	0.1	*	0.3	*	0.2	-	-	-	
04. 91-95	1.0	-	1.8	1.0	0.3	0.9	1.1	0.6	1.6	0.8	1.8	0.9	0.2	2.5	1.6	2.7	
05. 96-100	1.2	-	2.3	0.9	0.3	1.3	1.6	0.9	1.1	1.3	0.5	1.4	1.4	1.0	0.3	-	
06. 101-105	2.8	*	4.9	2.3	2.1	4.0	2.9	2.4	2.4	3.0	1.8	2.7	3.7	1.0	2.6	1.8	
07. 106-110	3.8	1.0	6.2	3.9	1.5	2.9	4.8	3.6	3.9	3.1	7.8	3.9	3.5	1.9	5.3	-	
08. 111-115	4.5	0.7	7.9	4.5	4.5	5.7	5.2	3.7	4.3	4.7	3.4	4.5	3.3	7.7	3.9	-	
09. 116-120	5.0	1.8	7.7	5.3	1.3	5.4	4.2	4.9	5.6	4.7	6.7	5.0	4.1	6.5	4.3	17.5	
10. 121-125	5.4	2.5	7.6	4.9	4.8	3.3	5.5	6.4	5.1	5.3	5.9	6.5	3.3	5.2	5.0	-	
11. 126-130	6.9	5.2	8.1	7.9	1.6	8.1	4.7	7.5	7.3	7.5	4.2	8.1	7.1	4.9	4.3	3.5	
12. 131-135	7.2	4.4	9.7	7.1	8.7	6.7	6.2	6.8	9.4	7.3	7.7	7.5	6.8	6.0	7.3	5.4	
13. 136-140	6.9	6.5	7.6	7.6	7.3	5.5	7.7	6.7	7.3	7.4	5.2	7.7	6.4	5.4	7.2	3.5	
14. 141-150	11.2	11.6	10.8	11.5	13.2	9.3	10.6	11.1	13.2	11.3	11.2	11.3	14.0	10.3	8.0	6.5	
15. 151-160	9.2	13.4	5.6	8.6	13.3	9.4	8.3	8.7	10.9	9.4	8.2	7.6	8.9	11.5	11.6	20.7	
16. 161-170	7.3	11.1	4.3	7.4	7.5	8.9	7.3	7.2	6.2	7.2	8.0	6.3	7.6	12.3	7.7	11.9	
17. 171-180	5.9	7.9	4.1	5.3	11.5	4.7	6.8	6.9	4.2	6.4	2.7	6.7	3.7	4.0	7.4	2.1	
18. 181-190	5.2	6.5	4.3	5.0	7.4	7.2	4.2	4.6	5.9	5.3	4.9	4.7	8.4	2.8	4.2	4.7	
19. 191-200	3.8	5.8	1.9	4.1	4.1	2.6	3.1	5.1	3.0	3.7	3.9	3.9	4.1	2.1	3.8	3.6	
20. 201-210	3.8	6.5	1.4	4.6	1.9	4.5	3.8	4.0	2.7	3.3	3.9	3.9	2.5	3.6	5.1	3.2	
21. 211-220	2.1	3.9	0.7	2.2	2.0	2.3	2.7	1.5	2.5	2.1	2.5	1.6	3.5	1.5	2.9	1.1	
22. 221-230	1.6	3.0	0.3	1.3	1.9	2.4	2.5	1.4	0.4	1.4	2.7	1.7	1.3	2.0	1.5	-	
23. 231-240	1.0	1.2	0.7	0.9	1.1	1.5	0.9	1.3	-	0.9	1.5	0.6	1.3	2.0	0.9	-	
24. 241-250	1.2	1.9	0.5	1.0	1.3	1.0	1.2	1.1	1.3	1.1	1.8	1.0	1.5	2.8	0.2	2.9	
25. 251-260	0.6	1.3	0.1	0.5	-	1.3	0.5	0.5	0.5	0.8	0.2	0.4	0.9	1.1	0.7	2.3	
26. 261 lbs. or more	1.9	3.3	0.7	1.6	2.1	0.8	3.4	2.4	0.2	1.6	2.6	1.4	1.6	1.5	3.3	6.5	
<i>Item 22165 Subject T03</i>	<i>N</i>	<i>2137</i>	<i>947</i>	<i>1120</i>	<i>1359</i>	<i>247</i>	<i>360</i>	<i>490</i>	<i>828</i>	<i>459</i>	<i>1723</i>	<i>352</i>	<i>1111</i>	<i>456</i>	<i>177</i>	<i>291</i>	<i>34</i>
D021: Individuals differ in whether or not they disapprove of people doing certain things. Do YOU disapprove of people (who are 18 or older) doing each of the following?																	
D021A: Smoking one or more packs of cigarettes per day																	
1. Don't disapprove	28.4	33.2	24.1	30.4	24.5	32.3	34.3	27.1	21.5	25.9	39.8	18.7	33.9	31.4	48.5	65.4	
2. Disapprove	35.5	33.1	37.7	35.3	31.8	34.1	35.7	36.9	33.8	36.4	30.0	36.6	36.3	41.6	30.0	26.8	
3. Strongly disapprove	36.1	33.7	38.2	34.3	43.7	33.5	30.1	36.0	44.8	37.7	30.2	44.7	29.8	27.1	21.6	7.8	
<i>Item 8560 Subject A11a</i>	<i>N</i>	<i>2105</i>	<i>930</i>	<i>1111</i>	<i>1350</i>	<i>237</i>	<i>353</i>	<i>483</i>	<i>821</i>	<i>448</i>	<i>1712</i>	<i>341</i>	<i>1102</i>	<i>447</i>	<i>172</i>	<i>286</i>	<i>34</i>
D021B: Trying marijuana once or twice																	
1. Don't disapprove	43.6	48.6	39.3	46.4	34.2	46.2	49.5	39.6	42.8	42.3	50.7	22.3	66.8	53.2	79.4	87.6	
2. Disapprove	24.8	22.5	26.0	23.5	29.9	25.2	22.1	28.0	21.4	25.2	21.3	29.1	23.1	24.2	10.9	8.8	
3. Strongly disapprove	31.6	28.8	34.7	30.2	35.9	28.7	28.4	32.4	35.8	32.5	28.0	48.7	10.1	22.6	9.7	3.5	
<i>Item 8570 Subject A11a</i>	<i>N</i>	<i>2102</i>	<i>929</i>	<i>1110</i>	<i>1349</i>	<i>239</i>	<i>351</i>	<i>482</i>	<i>821</i>	<i>448</i>	<i>1711</i>	<i>339</i>	<i>1102</i>	<i>449</i>	<i>171</i>	<i>286</i>	<i>33</i>
D021C: Smoking marijuana occasionally																	
1. Don't disapprove	33.9	38.8	29.4	35.7	29.5	36.0	36.5	33.2	30.4	31.7	43.3	14.1	53.4	38.3	69.3	84.0	
2. Disapprove	26.7	26.0	26.9	25.1	30.5	28.5	27.0	26.8	24.6	27.1	23.8	28.7	27.8	28.0	18.3	12.5	
3. Strongly disapprove	39.5	35.2	43.7	39.2	39.9	35.6	36.5	40.0	44.9	41.2	32.9	57.1	18.9	33.8	12.4	3.5	
<i>Item 8580 Subject A11a</i>	<i>N</i>	<i>2106</i>	<i>931</i>	<i>1113</i>	<i>1353</i>	<i>238</i>	<i>354</i>	<i>482</i>	<i>822</i>	<i>448</i>	<i>1713</i>	<i>341</i>	<i>1101</i>	<i>449</i>	<i>171</i>	<i>288</i>	<i>33</i>
D021D: Smoking marijuana regularly																	
1. Don't disapprove	22.5	27.7	17.2	22.2	22.9	27.6	24.7	20.4	19.8	20.2	31.8	8.5	32.2	23.2	50.2	77.8	
2. Disapprove	27.8	27.5	27.8	27.3	34.0	29.1	25.9	30.9	23.1	27.6	28.2	25.5	34.5	24.6	29.6	18.7	
3. Strongly disapprove	49.8	44.8	55.0	50.5	43.1	43.2	49.4	48.7	57.2	52.2	39.9	66.0	33.4	52.3	20.3	3.5	
<i>Item 8590 Subject A11a</i>	<i>N</i>	<i>2093</i>	<i>928</i>	<i>1103</i>	<i>1347</i>	<i>236</i>	<i>352</i>	<i>480</i>	<i>814</i>	<i>448</i>	<i>1704</i>	<i>337</i>	<i>1095</i>	<i>448</i>	<i>171</i>	<i>284</i>	<i>33</i>
D021E: Trying cocaine in powder form once or twice																	
1. Don't disapprove	14.6	17.6	11.3	13.6	13.1	16.4	14.0	13.5	15.6	13.0	20.9	9.0	14.5	12.4	31.1	51.4	
2. Disapprove	24.9	24.4	25.3	25.1	20.9	27.6	23.5	26.4	21.3	25.5	21.5	24.5	24.4	24.4	27.0	29.6	
3. Strongly disapprove	60.6	58.0	63.3	61.3	66.0	55.9	62.4	60.1	63.1	61.5	57.7	66.5	61.1	63.2	41.9	19.0	
<i>Item 23630 Subject A11a</i>	<i>N</i>	<i>2094</i>	<i>928</i>	<i>1103</i>	<i>1346</i>	<i>235</i>	<i>351</i>	<i>483</i>	<i>816</i>	<i>445</i>	<i>1705</i>	<i>338</i>	<i>1096</i>	<i>447</i>	<i>171</i>	<i>284</i>	<i>33</i>

*=less than .05 percent.

MONITORING THE FUTURE

QUESTIONNAIRE FORM 1 2007	TOTAL	SEX		RACE		REGION				COLLEGE PLANS?		ILLICIT DRUG USE: LIFETIME				
		M	F	White	Black	NE	NC	S	W	Yes	No	None	Mari- juana Only	Few Pills	More Pills	Any Her- oin
<i>N (Weighted No. of Cases):</i>	2541	1093	1251	1498	287	489	545	965	542	1879	397	1263	551	201	357	38
<i>% of Weighted Total:</i>	100.0	43.0	49.3	59.0	11.3	19.2	21.4	38.0	21.3	74.0	15.6	49.7	21.7	7.9	14.0	1.5
D021F: Taking cocaine powder occasionally																
1. Don't disapprove	11.1	14.9	7.6	9.8	12.9	13.9	9.4	11.0	10.8	9.3	18.2	7.2	11.7	7.9	21.3	43.0
2. Disapprove	21.0	20.7	20.9	20.4	19.9	23.2	21.4	21.9	17.3	20.9	21.0	19.2	21.1	17.0	28.5	41.6
3. Strongly disapprove	67.9	64.4	71.5	69.8	67.2	62.9	69.2	67.0	71.8	69.8	60.8	73.6	67.2	75.1	50.2	15.4
<i>Item 23640 Subject A11a</i>	<i>N 2092</i>	<i>925</i>	<i>1104</i>	<i>1342</i>	<i>238</i>	<i>350</i>	<i>480</i>	<i>814</i>	<i>447</i>	<i>1706</i>	<i>334</i>	<i>1099</i>	<i>445</i>	<i>170</i>	<i>283</i>	<i>33</i>
D021G: Taking cocaine powder regularly																
1. Don't disapprove	9.3	12.8	6.5	7.8	11.9	11.8	8.4	9.2	8.6	7.4	17.3	7.2	9.6	4.7	15.4	25.8
2. Disapprove	18.3	18.9	16.9	17.0	20.1	21.9	15.8	20.7	13.8	17.9	19.0	16.2	19.3	15.6	22.5	46.4
3. Strongly disapprove	72.4	68.3	76.6	75.1	68.0	66.2	75.8	70.1	77.6	74.7	63.7	76.6	71.1	79.7	62.1	27.8
<i>Item 23650 Subject A11a</i>	<i>N 2089</i>	<i>919</i>	<i>1107</i>	<i>1341</i>	<i>236</i>	<i>353</i>	<i>479</i>	<i>812</i>	<i>445</i>	<i>1696</i>	<i>341</i>	<i>1094</i>	<i>446</i>	<i>170</i>	<i>282</i>	<i>32</i>
D021H: Trying "crack" cocaine once or twice																
1. Don't disapprove	11.3	14.8	8.0	9.2	12.2	13.1	10.4	10.7	11.8	9.8	16.7	8.4	12.8	7.8	16.7	34.2
2. Disapprove	22.2	20.9	23.1	22.7	17.9	22.2	21.4	24.6	18.9	22.6	19.7	22.8	19.8	17.8	26.5	30.4
3. Strongly disapprove	66.5	64.4	68.9	68.1	69.9	64.7	68.3	64.7	69.3	67.6	63.5	68.8	67.4	74.5	56.8	35.4
<i>Item 23660 Subject A11a</i>	<i>N 2087</i>	<i>923</i>	<i>1101</i>	<i>1338</i>	<i>237</i>	<i>350</i>	<i>480</i>	<i>814</i>	<i>443</i>	<i>1700</i>	<i>335</i>	<i>1092</i>	<i>445</i>	<i>170</i>	<i>283</i>	<i>33</i>
D021I: Taking "crack" cocaine occasionally																
1. Don't disapprove	8.9	12.4	5.9	7.2	11.2	11.5	7.2	8.7	9.1	7.3	14.9	6.8	10.3	5.7	13.3	26.5
2. Disapprove	19.2	18.5	19.2	18.3	20.6	21.0	18.9	20.9	14.9	18.9	18.8	18.6	18.1	16.1	22.4	39.3
3. Strongly disapprove	71.9	69.1	74.9	74.6	68.3	67.5	73.9	70.4	76.0	73.8	66.2	74.6	71.5	78.2	64.3	34.2
<i>Item 23670 Subject A11a</i>	<i>N 2076</i>	<i>918</i>	<i>1097</i>	<i>1335</i>	<i>235</i>	<i>347</i>	<i>478</i>	<i>808</i>	<i>443</i>	<i>1695</i>	<i>331</i>	<i>1087</i>	<i>445</i>	<i>169</i>	<i>280</i>	<i>33</i>
D021J: Taking "crack" cocaine regularly																
1. Don't disapprove	9.0	12.3	5.7	7.0	12.9	10.4	7.4	9.1	9.3	7.2	15.8	7.0	9.2	5.5	12.9	30.9
2. Disapprove	16.6	16.2	16.8	15.6	18.7	17.6	15.3	19.4	12.4	16.4	15.9	15.6	17.7	12.7	20.1	29.3
3. Strongly disapprove	74.4	71.5	77.5	77.5	68.5	72.1	77.3	71.4	78.4	76.4	68.2	77.5	73.1	81.8	66.9	39.8
<i>Item 23680 Subject A11a</i>	<i>N 2081</i>	<i>917</i>	<i>1102</i>	<i>1336</i>	<i>236</i>	<i>348</i>	<i>484</i>	<i>805</i>	<i>445</i>	<i>1694</i>	<i>335</i>	<i>1093</i>	<i>443</i>	<i>170</i>	<i>282</i>	<i>33</i>
D021K: Trying one or two drinks of an alcoholic beverage (beer, wine, liquor)																
1. Don't disapprove	66.0	64.5	67.5	72.0	42.7	64.4	72.7	64.0	63.4	66.1	65.7	53.5	77.6	80.9	86.8	84.8
2. Disapprove	17.7	18.5	17.2	15.4	24.8	19.8	14.9	18.7	17.4	17.8	16.4	23.2	14.0	8.7	7.7	15.2
3. Strongly disapprove	16.3	17.0	15.3	12.6	32.6	15.8	12.4	17.3	19.3	16.1	17.9	23.3	8.3	10.5	5.5	-
<i>Item 8710 Subject A11a</i>	<i>N 2092</i>	<i>924</i>	<i>1106</i>	<i>1343</i>	<i>237</i>	<i>353</i>	<i>480</i>	<i>814</i>	<i>445</i>	<i>1704</i>	<i>337</i>	<i>1095</i>	<i>446</i>	<i>171</i>	<i>283</i>	<i>33</i>
D021L: Taking one or two drinks nearly every day																
1. Don't disapprove	34.0	40.7	28.2	37.7	26.3	37.1	37.6	34.6	26.8	32.6	39.9	23.1	44.3	42.5	52.2	62.6
2. Disapprove	37.3	33.2	40.8	36.0	34.7	36.4	35.8	37.6	39.3	37.9	34.9	37.9	36.6	37.2	35.1	36.2
3. Strongly disapprove	28.6	26.2	31.0	26.4	38.9	26.5	26.7	27.8	33.9	29.5	25.2	39.1	19.1	20.3	12.7	1.2
<i>Item 8720 Subject A11a</i>	<i>N 2085</i>	<i>925</i>	<i>1100</i>	<i>1341</i>	<i>238</i>	<i>350</i>	<i>481</i>	<i>811</i>	<i>443</i>	<i>1698</i>	<i>335</i>	<i>1089</i>	<i>448</i>	<i>170</i>	<i>283</i>	<i>33</i>
D021M: Taking four or five drinks nearly every day																
1. Don't disapprove	17.2	21.7	12.7	16.5	17.7	21.5	18.1	17.9	11.7	14.8	28.1	10.6	22.0	19.1	28.1	43.9
2. Disapprove	29.7	32.3	27.5	32.1	27.0	28.8	29.2	32.1	26.7	30.1	26.5	25.8	34.9	31.6	34.0	45.9
3. Strongly disapprove	53.1	46.0	59.8	51.4	55.3	49.7	52.8	50.0	61.6	55.1	45.4	63.6	43.1	49.3	37.9	10.2
<i>Item 8730 Subject A11a</i>	<i>N 2085</i>	<i>922</i>	<i>1100</i>	<i>1342</i>	<i>236</i>	<i>354</i>	<i>480</i>	<i>807</i>	<i>444</i>	<i>1701</i>	<i>335</i>	<i>1090</i>	<i>446</i>	<i>171</i>	<i>282</i>	<i>33</i>
D021N: Having five or more drinks once or twice each weekend																
1. Don't disapprove	30.4	35.0	26.4	32.9	21.4	36.1	35.5	28.8	23.4	29.1	36.0	17.9	40.6	36.1	54.9	72.3
2. Disapprove	25.7	25.6	25.6	25.4	26.9	21.8	22.2	28.3	27.7	25.3	27.4	26.8	25.3	28.2	22.7	12.0
3. Strongly disapprove	43.9	39.4	48.0	41.7	51.8	42.1	42.3	42.8	48.9	45.6	36.6	55.3	34.1	35.6	22.3	15.7
<i>Item 8740 Subject A11a</i>	<i>N 2082</i>	<i>917</i>	<i>1103</i>	<i>1337</i>	<i>237</i>	<i>350</i>	<i>478</i>	<i>808</i>	<i>445</i>	<i>1701</i>	<i>331</i>	<i>1088</i>	<i>447</i>	<i>171</i>	<i>281</i>	<i>33</i>

QUESTIONNAIRE FORM 2 2007	TOTAL	SEX		RACE		REGION				COLLEGE PLANS?		ILLICIT DRUG USE: LIFETIME				
		M	F	White	Black	NE	NC	S	W	Yes	No	None	Mari- juana Only	Few Pills	More Pills	Any Her- oin
<i>N (Weighted No. of Cases):</i>	2522	1124	1231	1554	300	485	538	962	536	1900	458	1266	540	231	374	36
<i>% of Weighted Total:</i>	100.0	44.6	48.8	61.6	11.9	19.2	21.3	38.2	21.3	75.3	18.2	50.2	21.4	9.1	14.8	1.4
A01: Taking all things together, how would you say things are these days—would you say you're very happy, pretty happy, or not too happy these days?																
3. Very happy	25.3	28.0	23.5	29.8	16.9	17.4	26.8	27.7	26.7	26.5	22.7	27.4	24.3	24.7	20.4	26.7
2. Pretty happy	63.5	60.6	65.6	62.3	65.1	70.3	64.1	60.4	62.3	63.3	63.7	64.2	62.4	65.2	63.6	43.3
1. Not too happy	11.2	11.4	10.9	7.9	18.1	12.4	9.2	11.9	11.0	10.2	13.7	8.4	13.3	10.1	16.0	30.0
<i>Item 1190 Subject P01, Q01</i>	<i>N</i> 2398	1056	1189	1485	286	467	510	916	505	1816	437	1203	516	219	355	36
A02: The next questions ask about the kinds of things you might do. How often do you do each of the following?																
A02A: Watch TV																
5. Almost everyday	67.4	70.7	63.8	65.8	81.1	70.2	68.9	67.6	62.8	66.3	69.6	68.3	68.7	65.0	62.4	73.2
4. At least once a week	25.9	22.4	29.5	26.6	16.1	23.1	24.2	26.0	30.2	26.9	23.5	25.2	24.6	28.8	29.9	13.0
3. Once or twice a month	4.5	4.7	4.6	5.2	2.3	4.0	4.6	4.1	5.5	4.5	4.7	4.4	4.6	4.2	5.0	9.7
2. A few times a year	1.2	0.8	1.4	1.1	-	1.5	1.6	1.1	0.7	1.3	0.9	1.4	0.7	2.1	0.3	4.0
1. Never	1.0	1.3	0.7	1.3	0.5	1.2	0.8	1.2	0.8	1.0	1.2	0.7	1.4	-	2.4	-
<i>Item 5820 Subject C07</i>	<i>N</i> 2514	1121	1226	1549	300	482	538	958	536	1895	456	1265	539	228	372	36
A02B: Go to movies																
5. Almost everyday	0.6	0.7	0.5	0.3	1.0	0.3	0.3	0.5	1.3	0.4	1.7	0.7	0.5	-	0.3	4.6
4. At least once a week	8.3	9.1	7.6	6.5	6.2	7.4	5.1	10.8	7.9	8.2	8.6	8.6	8.5	7.6	6.8	12.1
3. Once or twice a month	54.3	53.4	55.1	55.8	47.5	49.7	56.8	55.2	54.1	55.4	49.2	52.4	56.5	57.4	56.1	39.5
2. A few times a year	35.2	34.7	35.5	35.9	43.3	40.5	36.1	31.4	36.1	34.7	37.6	36.6	33.3	34.3	33.4	43.8
1. Never	1.7	2.1	1.3	1.6	1.9	2.0	1.7	2.1	0.6	1.3	2.9	1.7	1.2	0.7	3.3	-
<i>Item 5830 Subject C07</i>	<i>N</i> 2514	1121	1226	1549	300	482	538	958	536	1895	456	1265	539	228	372	36
A02C: Go to music concerts																
5. Almost everyday	0.5	0.8	0.2	0.6	0.4	0.3	0.3	0.5	0.6	0.4	0.8	0.1	0.2	1.5	0.9	4.7
4. At least once a week	1.1	1.3	0.9	1.2	-	0.5	2.1	1.3	0.3	0.9	2.1	0.8	0.7	1.6	2.5	3.9
3. Once or twice a month	7.0	7.8	6.4	8.2	1.4	7.5	6.2	7.2	7.2	6.6	10.2	4.7	6.5	11.7	11.2	33.3
2. A few times a year	53.1	49.4	56.9	56.5	45.3	52.6	53.6	52.9	53.1	55.5	43.6	52.6	51.2	55.3	58.6	32.4
1. Never	38.4	40.7	35.6	33.6	53.0	39.1	37.9	38.0	38.8	36.6	43.3	41.8	41.5	29.9	26.9	25.7
<i>Item 5846 Subject C07</i>	<i>N</i> 2507	1118	1223	1543	300	479	537	958	534	1889	456	1261	537	228	373	35
A02D: Ride around in a car (or motorcycle) just for fun																
5. Almost everyday	33.0	35.3	30.2	30.2	47.4	35.3	30.4	36.5	27.3	29.8	45.0	25.7	37.8	37.5	42.8	61.4
4. At least once a week	27.0	28.2	26.5	28.3	19.9	25.1	31.3	24.7	28.8	27.5	23.7	26.3	28.7	26.0	28.8	20.5
3. Once or twice a month	16.8	13.7	19.4	18.8	10.9	16.3	18.1	14.6	19.7	17.8	13.7	20.0	12.7	15.6	12.8	4.7
2. A few times a year	9.9	8.8	10.7	9.8	7.9	10.9	9.4	9.2	10.6	10.3	9.1	12.1	8.2	5.6	7.8	7.7
1. Never	13.3	14.0	13.3	12.8	13.9	12.5	10.8	15.0	13.7	14.6	8.5	15.8	12.5	15.3	7.8	5.7
<i>Item 5850 Subject C07</i>	<i>N</i> 2512	1117	1229	1548	299	480	538	958	535	1894	455	1262	538	228	374	36
A02E: Participate in community affairs or volunteer work																
5. Almost everyday	2.9	2.1	3.9	2.8	4.1	3.0	3.7	2.4	2.9	3.1	2.8	3.0	2.8	1.1	3.7	-
4. At least once a week	9.4	7.0	10.8	8.9	7.4	8.0	8.7	9.9	10.4	10.9	3.6	11.8	7.2	10.3	5.3	2.1
3. Once or twice a month	21.8	20.2	23.2	23.6	23.7	18.3	21.0	22.5	24.4	23.8	15.6	27.0	15.3	19.5	15.8	23.2
2. A few times a year	41.6	40.6	42.1	42.4	39.9	47.8	41.1	40.5	38.5	41.6	41.2	38.8	45.3	47.7	42.6	26.9
1. Never	24.3	30.1	19.9	22.4	24.9	22.9	25.5	24.7	23.9	20.6	36.9	19.3	29.5	21.4	32.7	47.8
<i>Item 5860 Subject C07, O02</i>	<i>N</i> 2508	1121	1226	1549	299	479	538	956	536	1893	454	1262	536	227	374	36
A02F: Play a musical instrument or sing																
5. Almost everyday	34.0	30.3	36.9	35.3	36.0	31.0	39.1	31.2	36.6	34.9	30.7	35.7	29.6	33.8	35.6	30.1
4. At least once a week	10.1	11.0	9.0	9.8	10.1	9.2	8.8	10.9	10.5	10.0	9.8	10.3	9.4	11.5	8.8	15.0
3. Once or twice a month	5.9	6.8	5.5	5.9	4.6	5.4	7.0	5.6	5.7	6.6	3.3	5.9	5.9	5.2	6.5	4.6
2. A few times a year	9.5	9.7	9.5	8.4	10.5	9.7	9.0	9.9	9.1	9.7	8.3	9.6	9.5	11.3	8.3	7.6
1. Never	40.6	42.2	39.1	40.6	38.8	44.7	36.1	42.4	38.2	38.8	47.8	38.5	45.6	38.2	40.8	42.6
<i>Item 5870 Subject C07</i>	<i>N</i> 2512	1120	1229	1549	300	481	536	959	536	1894	455	1263	539	227	374	36

MONITORING THE FUTURE

QUESTIONNAIRE FORM 2 2007	TOTAL	SEX		RACE		REGION				COLLEGE PLANS?		ILLICIT DRUG USE: LIFETIME					
		M	F	White	Black	NE	NC	S	W	Yes	No	None	Mari- juana Only	Few Pills	More Pills	Any Her- oin	
<i>N (Weighted No. of Cases):</i>	2522	1124	1231	1554	300	485	538	962	536	1900	458	1266	540	231	374	36	
<i>% of Weighted Total:</i>	100.0	44.6	48.8	61.6	11.9	19.2	21.3	38.2	21.3	75.3	18.2	50.2	21.4	9.1	14.8	1.4	
A02G: Do creative writing																	
5. Almost everyday	8.1	6.1	9.6	7.2	13.7	7.4	8.7	7.8	8.5	7.8	8.6	7.5	6.1	12.6	10.6	5.2	
4. At least once a week	11.2	10.4	11.4	10.5	13.0	12.6	11.3	9.1	13.7	12.3	8.2	10.2	12.1	10.8	12.5	23.7	
3. Once or twice a month	19.6	16.4	23.0	18.1	20.8	22.5	17.7	18.0	21.9	21.0	14.2	22.4	17.8	19.1	13.7	7.3	
2. A few times a year	25.0	25.7	25.0	26.2	23.8	23.1	30.2	23.4	24.4	25.9	20.5	28.6	22.3	17.9	23.9	8.0	
1. Never	36.1	41.4	31.0	38.0	28.7	34.4	32.1	41.7	31.5	33.0	48.5	31.3	41.8	39.6	39.3	55.7	
<i>Item 5880 Subject C07</i>	<i>N</i>	<i>2508</i>	<i>1117</i>	<i>1225</i>	<i>1551</i>	<i>297</i>	<i>481</i>	<i>538</i>	<i>957</i>	<i>531</i>	<i>1893</i>	<i>454</i>	<i>1261</i>	<i>538</i>	<i>228</i>	<i>373</i>	<i>36</i>
A02H: Actively participate in sports, athletics or exercising																	
5. Almost everyday	43.2	50.5	36.7	44.9	44.9	42.2	40.1	44.0	45.9	46.6	31.9	44.4	47.7	37.9	35.1	53.6	
4. At least once a week	26.2	25.5	26.5	26.5	21.8	33.9	26.3	22.8	25.3	26.1	25.1	26.6	22.7	28.2	29.0	5.4	
3. Once or twice a month	13.0	11.8	14.5	13.1	13.4	11.1	14.3	12.5	14.4	13.3	11.9	11.7	13.0	16.4	17.2	11.4	
2. A few times a year	8.8	5.6	11.5	8.0	8.7	6.4	9.8	10.1	7.5	7.7	12.4	8.8	9.4	9.4	7.0	13.1	
1. Never	8.7	6.6	10.8	7.5	11.2	6.4	9.5	10.6	6.8	6.4	18.6	8.5	7.2	8.1	11.7	16.5	
<i>Item 5890 Subject C07, T02</i>	<i>N</i>	<i>2513</i>	<i>1119</i>	<i>1229</i>	<i>1550</i>	<i>300</i>	<i>480</i>	<i>536</i>	<i>961</i>	<i>536</i>	<i>1897</i>	<i>456</i>	<i>1265</i>	<i>539</i>	<i>228</i>	<i>373</i>	<i>36</i>
A02I: Do art or craft work																	
5. Almost everyday	14.2	12.2	15.3	13.1	16.6	14.2	17.8	13.1	12.3	13.8	14.7	14.1	13.7	14.5	14.4	20.7	
4. At least once a week	13.0	9.8	15.9	13.2	9.6	12.6	13.3	10.9	16.5	13.2	12.7	12.7	9.8	13.2	17.7	7.3	
3. Once or twice a month	21.3	16.9	25.9	22.9	13.8	16.9	20.0	20.1	28.8	22.1	18.7	22.7	20.6	18.6	21.7	15.2	
2. A few times a year	25.5	27.5	23.5	25.7	28.0	28.1	25.9	25.0	23.6	25.7	25.3	27.2	26.9	24.0	19.5	14.0	
1. Never	26.1	33.6	19.4	25.0	32.1	28.2	23.0	30.9	18.7	25.3	28.6	23.3	28.9	29.7	26.6	42.8	
<i>Item 5900 Subject C07</i>	<i>N</i>	<i>2502</i>	<i>1112</i>	<i>1226</i>	<i>1541</i>	<i>299</i>	<i>479</i>	<i>528</i>	<i>958</i>	<i>536</i>	<i>1885</i>	<i>454</i>	<i>1257</i>	<i>537</i>	<i>226</i>	<i>373</i>	<i>36</i>
A02J: Work around the house, yard, garden, car, etc.																	
5. Almost everyday	25.9	24.0	28.0	22.7	37.6	21.3	25.7	26.2	29.6	23.8	33.9	24.5	27.5	26.0	27.0	36.0	
4. At least once a week	34.7	37.2	32.5	38.3	25.1	34.6	36.0	33.6	35.4	36.6	28.5	35.9	30.5	36.2	36.9	27.5	
3. Once or twice a month	23.1	23.8	22.7	25.0	18.5	20.3	24.6	24.5	21.7	23.7	21.7	23.6	25.1	24.2	19.7	21.2	
2. A few times a year	10.0	9.7	9.5	9.4	9.5	14.1	8.4	9.3	8.9	10.0	7.5	10.1	9.6	6.7	9.8	7.7	
1. Never	6.4	5.4	7.3	4.6	9.3	9.7	5.4	6.4	4.5	5.9	8.3	5.8	7.3	7.0	6.6	7.6	
<i>Item 5910 Subject C07</i>	<i>N</i>	<i>2516</i>	<i>1120</i>	<i>1230</i>	<i>1551</i>	<i>300</i>	<i>481</i>	<i>538</i>	<i>961</i>	<i>535</i>	<i>1898</i>	<i>456</i>	<i>1264</i>	<i>540</i>	<i>228</i>	<i>374</i>	<i>36</i>
A02K: Get together with friends, informally																	
5. Almost everyday	44.8	49.2	40.7	45.2	50.7	46.8	43.3	45.4	43.6	43.3	52.4	37.1	51.2	46.4	58.4	64.1	
4. At least once a week	39.5	36.4	42.9	41.0	32.0	38.1	41.6	39.3	39.2	41.4	30.3	43.3	38.0	39.2	31.6	23.6	
3. Once or twice a month	10.8	10.5	10.9	10.3	11.2	10.8	11.6	9.7	12.1	11.0	10.6	14.4	5.9	9.0	7.0	10.6	
2. A few times a year	2.9	2.2	3.5	2.0	3.6	2.3	2.4	3.3	3.4	2.8	3.2	2.8	4.1	2.7	1.8	-	
1. Never	1.9	1.7	2.1	1.5	2.5	2.0	1.1	2.3	1.8	1.4	3.6	2.5	0.8	2.7	1.2	1.7	
<i>Item 5920 Subject C07, M04</i>	<i>N</i>	<i>2502</i>	<i>1116</i>	<i>1223</i>	<i>1543</i>	<i>299</i>	<i>477</i>	<i>537</i>	<i>955</i>	<i>534</i>	<i>1888</i>	<i>454</i>	<i>1260</i>	<i>538</i>	<i>224</i>	<i>373</i>	<i>36</i>
A02L: Go to a shopping mall																	
5. Almost everyday	4.0	3.5	4.6	2.5	8.5	7.0	3.0	4.1	2.3	3.6	5.7	3.4	4.7	2.3	4.5	8.9	
4. At least once a week	23.6	17.0	29.2	19.2	39.5	25.9	19.6	25.7	21.7	23.6	23.7	23.6	26.3	20.6	22.4	16.6	
3. Once or twice a month	50.6	48.2	52.5	53.6	41.0	49.0	55.5	49.0	50.0	52.1	43.0	50.7	51.2	50.7	48.2	53.3	
2. A few times a year	18.4	26.1	12.0	20.9	8.2	14.4	20.0	16.7	23.2	17.7	22.0	18.9	15.1	22.8	20.5	15.6	
1. Never	3.4	5.2	1.6	3.9	2.8	3.7	1.9	4.5	2.7	3.0	5.5	3.3	2.8	3.6	4.4	5.7	
<i>Item 5935 Subject C07</i>	<i>N</i>	<i>2507</i>	<i>1117</i>	<i>1226</i>	<i>1546</i>	<i>300</i>	<i>480</i>	<i>537</i>	<i>955</i>	<i>534</i>	<i>1890</i>	<i>456</i>	<i>1259</i>	<i>538</i>	<i>228</i>	<i>374</i>	<i>36</i>
A02M: Spend at least an hour of leisure time alone																	
5. Almost everyday	43.1	46.0	40.5	42.5	45.4	42.9	49.1	40.8	41.2	43.8	39.6	43.1	42.8	43.4	43.8	48.7	
4. At least once a week	32.8	29.7	35.0	34.8	27.1	37.0	27.6	32.8	34.4	34.7	26.2	32.7	30.3	34.7	35.3	21.3	
3. Once or twice a month	12.5	11.8	13.3	12.5	14.4	10.9	12.6	12.7	13.6	11.7	15.9	14.9	13.2	8.1	6.6	8.3	
2. A few times a year	5.9	6.0	5.7	5.3	6.3	4.6	5.0	7.3	5.6	5.7	6.1	5.4	6.3	7.5	6.1	2.6	
1. Never	5.7	6.5	5.4	4.9	6.8	4.7	5.6	6.5	5.2	4.0	12.1	3.8	7.3	6.3	8.2	19.1	
<i>Item 5940 Subject C07</i>	<i>N</i>	<i>2507</i>	<i>1120</i>	<i>1225</i>	<i>1547</i>	<i>299</i>	<i>478</i>	<i>537</i>	<i>958</i>	<i>534</i>	<i>1893</i>	<i>455</i>	<i>1263</i>	<i>537</i>	<i>227</i>	<i>372</i>	<i>36</i>
A02N: Read books, magazines, or newspapers																	
5. Almost everyday	31.6	27.5	35.4	32.4	27.9	33.8	30.7	27.2	38.3	34.4	22.3	34.4	29.3	31.6	27.8	15.6	
4. At least once a week	32.9	32.0	34.0	32.9	36.5	36.6	34.6	32.5	28.8	34.1	28.1	34.1	30.7	30.9	34.6	27.1	
3. Once or twice a month	20.5	20.5	20.4	19.2	22.0	16.0	22.9	20.6	22.0	19.9	21.5	21.2	21.0	17.1	20.3	18.9	
2. A few times a year	9.2	11.8	6.6	9.4	8.7	7.6	7.4	12.6	6.4	7.7	14.7	5.9	11.9	15.1	9.8	16.9	
1. Never	5.8	8.3	3.7	6.0	5.0	6.1	4.4	7.2	4.5	4.0	13.5	4.4	7.2	5.2	7.5	21.4	
<i>Item 5950 Subject C07</i>	<i>N</i>	<i>2505</i>	<i>1117</i>	<i>1226</i>	<i>1544</i>	<i>299</i>	<i>477</i>	<i>535</i>	<i>959</i>	<i>534</i>	<i>1893</i>	<i>453</i>	<i>1261</i>	<i>537</i>	<i>228</i>	<i>372</i>	<i>36</i>

QUESTIONNAIRE FORM 2 2007	TOTAL	SEX		RACE		REGION				COLLEGE PLANS?		ILLICIT DRUG USE: LIFETIME				
		M	F	White	Black	NE	NC	S	W	Yes	No	None	Mari- juana Only	Few Pills	More Pills	Any Her- oin
<i>N (Weighted No. of Cases):</i>	2522	1124	1231	1554	300	485	538	962	536	1900	458	1266	540	231	374	36
<i>% of Weighted Total:</i>	100.0	44.6	48.8	61.6	11.9	19.2	21.3	38.2	21.3	75.3	18.2	50.2	21.4	9.1	14.8	1.4
A02O: Go to taverns, bars or nightclubs																
5. Almost everyday	2.1	3.0	1.3	2.0	1.9	1.8	3.3	2.1	1.4	1.8	2.8	1.1	2.4	2.2	4.5	6.7
4. At least once a week	8.5	9.4	7.4	7.0	13.1	8.4	6.3	11.3	5.8	7.6	10.9	4.5	7.6	12.3	17.8	22.8
3. Once or twice a month	15.6	15.5	14.8	14.9	19.7	15.1	15.9	18.4	10.7	14.8	17.7	10.0	22.5	16.6	21.1	29.3
2. A few times a year	19.3	20.6	17.4	20.8	11.7	24.3	22.4	18.9	12.6	18.3	20.6	15.2	22.6	23.1	26.0	23.7
1. Never	54.4	51.5	59.1	55.3	53.7	50.4	52.1	49.3	69.5	57.5	47.9	69.2	45.0	45.8	30.6	17.5
<i>Item 5960 Subject C07</i>	<i>N</i> 2512	1120	1227	1551	299	481	537	961	534	1896	455	1266	536	228	374	36
A02P: Go to parties or other social affairs																
5. Almost everyday	4.5	7.3	2.1	4.2	6.1	3.8	4.7	5.6	3.0	3.4	9.1	2.4	5.4	3.9	8.5	22.4
4. At least once a week	30.6	31.3	29.4	33.1	24.7	30.5	30.9	29.8	31.8	30.3	31.9	19.3	36.2	38.4	52.4	55.7
3. Once or twice a month	34.4	32.8	35.5	34.2	33.3	38.4	36.7	29.8	36.9	35.3	28.6	37.1	37.2	33.4	23.9	20.4
2. A few times a year	22.7	21.8	24.3	21.8	25.7	22.3	21.6	23.9	21.8	23.4	20.3	30.6	16.5	15.6	12.5	1.6
1. Never	7.9	6.7	8.7	6.8	10.3	5.1	6.2	11.0	6.4	7.5	10.2	10.7	4.8	8.7	2.7	-
<i>Item 5970 Subject C07</i>	<i>N</i> 2513	1121	1228	1549	299	481	537	959	536	1898	455	1263	540	228	374	36
A02Q: Go to video arcades																
5. Almost everyday	0.7	1.3	0.1	0.7	1.1	0.7	1.1	0.8	0.4	0.5	1.7	0.7	0.6	0.3	0.6	6.7
4. At least once a week	1.8	3.0	1.1	1.4	2.6	2.0	1.5	1.7	2.3	1.7	2.1	1.8	2.9	0.7	1.0	4.6
3. Once or twice a month	7.8	8.9	5.9	6.2	7.7	8.3	5.3	8.1	9.2	6.4	11.6	7.1	8.0	5.5	10.4	7.7
2. A few times a year	28.7	31.5	25.3	25.1	32.8	28.5	29.8	25.3	33.9	28.7	28.1	29.0	27.4	30.7	27.9	25.3
1. Never	60.9	55.3	67.7	66.7	55.8	60.5	62.2	64.1	54.2	62.7	56.6	61.4	61.1	62.9	60.2	55.7
<i>Item 29620 Subject C07</i>	<i>N</i> 2515	1121	1230	1552	300	480	537	962	536	1899	456	1266	540	228	374	36
A03: How much do you agree or disagree with each of the following statements?																
A03A: In the United States, we put too much emphasis on making profits and not enough on human well-being																
1. Disagree	4.3	6.8	1.9	4.2	4.8	4.0	3.0	5.2	4.1	4.4	4.8	4.4	3.4	2.3	5.7	12.5
2. Mostly disagree	7.1	8.8	5.1	8.3	5.7	5.6	7.0	8.0	6.8	7.0	7.5	8.1	5.1	7.1	6.6	2.1
3. Neither	21.0	25.5	16.7	21.7	12.8	21.0	19.7	21.2	21.8	19.8	24.0	20.5	21.4	22.6	20.9	19.1
4. Mostly agree	44.7	37.8	51.3	45.7	45.0	42.9	48.8	43.0	45.1	46.6	41.1	45.0	44.5	47.3	45.2	46.9
5. Agree	23.0	21.0	25.0	20.1	31.6	26.6	21.4	22.6	22.1	22.3	22.6	22.0	25.5	20.7	21.6	19.4
<i>Item 5990 Subject F03, O03</i>	<i>N</i> 2504	1113	1227	1546	296	479	535	958	532	1891	453	1258	538	227	371	36
A03B: People are too much concerned with material things these days																
1. Disagree	2.0	3.0	0.8	1.9	2.0	1.8	1.2	3.0	1.0	1.8	2.2	1.9	1.8	1.4	1.2	12.4
2. Mostly disagree	4.3	5.7	2.6	5.4	3.3	4.8	3.0	4.8	4.1	4.3	4.5	4.3	2.5	4.2	7.2	2.6
3. Neither	8.3	11.7	5.3	9.5	4.7	6.7	10.5	8.7	7.0	7.7	10.8	6.7	9.0	7.1	12.5	16.6
4. Mostly agree	37.9	38.1	37.3	40.4	32.4	40.7	42.7	35.1	35.3	38.0	36.8	37.7	39.9	40.1	35.2	33.7
5. Agree	47.6	41.6	53.9	42.8	57.6	46.0	42.7	48.4	52.6	48.2	45.7	49.4	46.8	47.2	43.8	34.7
<i>Item 6000 Subject F02</i>	<i>N</i> 2506	1113	1230	1548	298	479	536	959	533	1891	455	1260	537	228	373	36
A03C: Since it helps the economy to grow, people should be encouraged to buy more																
1. Disagree	13.3	11.3	15.4	12.4	12.8	13.1	13.0	12.7	14.7	12.3	17.3	13.2	13.0	14.4	13.5	10.3
2. Mostly disagree	21.9	19.1	25.0	22.9	18.9	19.4	23.3	21.6	23.4	22.5	19.3	21.7	20.5	26.2	21.8	29.5
3. Neither	41.6	39.9	42.9	42.9	39.9	40.8	41.1	43.0	40.4	41.1	44.5	42.9	41.4	32.3	44.5	36.3
4. Mostly agree	16.2	19.8	12.5	15.7	18.0	19.4	15.3	15.2	16.0	16.7	13.3	14.9	18.0	21.4	12.7	14.9
5. Agree	7.0	10.0	4.1	6.1	10.4	7.4	7.3	7.5	5.5	7.4	5.6	7.3	7.0	5.6	7.6	9.0
<i>Item 6010 Subject F02</i>	<i>N</i> 2493	1108	1222	1537	297	476	535	952	530	1880	452	1255	538	225	368	35
A03D: There is nothing wrong with advertising that gets people to buy things they don't really need																
1. Disagree	20.0	19.1	21.1	20.0	18.0	17.9	21.3	19.6	21.4	19.3	22.0	20.2	19.1	19.5	22.6	8.6
2. Mostly disagree	22.2	19.8	24.3	23.3	19.2	23.4	22.4	21.4	22.1	23.7	16.7	23.3	19.1	24.8	23.4	11.0
3. Neither	24.8	23.7	25.9	26.2	23.4	23.6	26.9	24.1	25.0	25.0	23.6	23.3	26.5	25.9	23.6	47.9
4. Mostly agree	19.3	20.8	18.3	19.1	21.3	21.2	16.9	19.9	19.1	18.8	22.9	19.4	21.8	16.3	18.2	17.1
5. Agree	13.7	16.6	10.4	11.4	18.0	13.9	12.5	15.1	12.3	13.2	14.8	13.7	13.6	13.4	12.2	15.4
<i>Item 6020 Subject F02</i>	<i>N</i> 2505	1111	1230	1549	298	480	535	957	533	1889	455	1260	538	227	372	36

QUESTIONNAIRE FORM 2 2007	TOTAL	SEX		RACE		REGION				COLLEGE PLANS?		ILLICIT DRUG USE: LIFETIME				
		M	F	White	Black	NE	NC	S	W	Yes	No	None	Mari- juana Only	Few Pills	More Pills	Any Her- oin
<i>N (Weighted No. of Cases):</i>	2522	1124	1231	1554	300	485	538	962	536	1900	458	1266	540	231	374	36
<i>% of Weighted Total:</i>	100.0	44.6	48.8	61.6	11.9	19.2	21.3	38.2	21.3	75.3	18.2	50.2	21.4	9.1	14.8	1.4
A03E: There will probably be more shortages in the future, so Americans will have to learn how to be happy with fewer "things"																
1. Disagree	9.3	11.4	7.2	9.5	11.2	10.1	8.0	10.4	7.9	9.4	8.1	8.2	11.0	7.1	10.6	13.8
2. Mostly disagree	12.1	12.5	11.9	11.9	13.5	10.6	13.3	11.6	13.1	12.5	10.7	12.6	11.2	12.6	11.4	20.5
3. Neither	26.5	26.3	26.4	26.5	28.1	23.3	28.0	27.2	26.8	26.5	26.4	28.4	27.9	21.3	23.4	24.1
4. Mostly agree	28.1	26.1	29.7	30.2	23.3	29.7	31.2	25.1	29.2	28.6	26.6	27.7	27.0	33.4	29.1	12.6
5. Agree	24.0	23.6	24.8	21.9	23.8	26.3	19.6	25.8	23.0	23.0	28.2	23.1	23.0	25.6	25.5	29.0
<i>Item 6030 Subject F02</i>	<i>N</i> 2502	1114	1228	1548	297	478	535	958	530	1892	452	1259	539	227	373	36
A04: The next questions ask for your opinions on the effects of using certain drugs and other substances. How much do you think people risk harming themselves (physically or in other ways), if they . . .																
A04A: Smoke one or more packs of cigarettes per day																
1. No risk	3.8	4.6	2.4	2.0	8.5	3.8	3.0	4.4	3.6	2.5	7.7	3.3	3.2	3.3	3.9	15.7
2. Slight risk	2.8	3.3	1.9	2.8	2.6	4.1	2.0	3.6	0.9	1.9	5.6	1.4	1.8	3.0	7.3	1.3
3. Moderate risk	14.7	17.4	11.4	16.2	7.7	15.6	14.6	16.3	11.2	13.3	18.2	11.1	14.2	23.4	20.9	22.4
4. Great risk	76.4	71.8	83.0	77.3	78.1	74.8	78.2	73.1	82.3	80.3	66.3	80.9	80.2	69.1	66.9	60.6
5. Can't say, drug unfamiliar	2.3	3.0	1.3	1.7	3.1	1.7	2.3	2.6	2.0	2.1	2.2	3.3	0.7	1.2	1.1	-
<i>Item 12360 Subject A14a</i>	<i>N</i> 2506	1116	1229	1545	299	478	536	960	532	1889	456	1260	538	227	373	36
A04B: Try marijuana once or twice																
1. No risk	33.1	39.4	26.7	36.1	27.5	40.6	29.9	31.5	32.3	30.0	42.8	15.8	45.6	42.4	64.5	65.8
2. Slight risk	32.4	27.6	37.5	33.9	30.1	28.8	38.8	30.9	31.9	34.5	24.9	35.0	33.4	33.8	23.6	15.4
3. Moderate risk	15.1	13.4	16.5	14.4	14.0	15.6	12.8	16.6	14.4	15.7	14.0	19.5	13.0	13.1	6.0	8.9
4. Great risk	15.6	15.1	16.2	12.4	23.7	10.8	14.4	16.8	18.9	16.1	14.5	23.6	7.5	9.5	4.8	9.8
5. Can't say, drug unfamiliar	3.8	4.5	3.1	3.1	4.7	4.1	4.1	4.1	2.5	3.7	3.8	6.2	0.5	1.2	1.1	-
<i>Item 12370 Subject A14a</i>	<i>N</i> 2505	1115	1226	1547	298	479	536	958	532	1889	454	1261	539	227	371	36
A04C: Smoke marijuana occasionally																
1. No risk	15.7	20.9	10.0	15.7	16.1	19.6	13.4	14.3	16.8	12.8	24.5	5.4	19.0	17.7	39.9	42.3
2. Slight risk	23.9	23.9	24.0	26.1	18.0	26.6	23.0	23.7	22.8	23.9	25.1	15.5	33.1	33.8	32.7	33.3
3. Moderate risk	31.9	26.7	37.2	34.7	27.6	30.5	38.0	31.1	28.5	33.8	25.0	37.4	31.2	32.4	18.5	11.0
4. Great risk	24.9	23.7	26.1	20.3	33.4	19.5	22.1	26.9	29.0	26.0	21.8	36.2	16.2	13.9	7.5	13.5
5. Can't say, drug unfamiliar	3.6	4.8	2.7	3.2	4.8	3.9	3.6	4.0	2.8	3.5	3.6	5.6	0.6	2.3	1.3	-
<i>Item 12380 Subject A14a</i>	<i>N</i> 2486	1107	1216	1537	294	475	530	949	532	1875	451	1250	534	226	369	36
A04D: Smoke marijuana regularly																
1. No risk	8.9	11.8	5.2	6.8	12.4	10.6	7.1	9.5	8.0	6.3	15.9	3.5	8.1	8.1	22.8	31.5
2. Slight risk	10.1	12.5	7.9	11.2	7.5	11.4	8.6	9.0	12.5	9.6	13.1	3.1	15.4	14.1	23.9	16.1
3. Moderate risk	21.2	22.0	20.9	22.7	15.2	26.7	20.1	19.9	19.8	21.8	18.8	14.4	29.9	31.9	24.2	37.1
4. Great risk	56.0	49.2	63.0	56.0	60.3	48.0	60.3	57.0	57.0	58.8	48.0	73.4	45.6	43.0	27.8	13.1
5. Can't say, drug unfamiliar	3.8	4.5	3.0	3.3	4.6	3.4	4.0	4.5	2.7	3.5	4.3	5.6	0.9	2.9	1.3	2.2
<i>Item 12390 Subject A14a</i>	<i>N</i> 2488	1112	1217	1536	297	476	532	951	529	1878	451	1251	537	225	369	36
A04E: Try one or two drinks of an alcoholic beverage (beer, wine, liquor)																
1. No risk	40.7	47.5	34.6	46.7	27.0	45.3	41.5	39.9	37.3	40.4	43.2	29.0	47.5	49.5	64.9	55.1
2. Slight risk	37.0	31.8	42.4	36.5	39.3	35.5	38.7	36.1	38.5	38.0	33.2	40.9	38.4	35.0	25.9	25.6
3. Moderate risk	12.4	10.2	14.1	9.9	12.8	13.0	10.2	12.8	13.0	12.6	11.3	16.2	10.0	7.1	5.2	13.6
4. Great risk	7.9	8.1	7.4	5.3	18.0	4.9	7.4	8.9	9.4	7.4	9.1	11.1	3.9	6.8	3.2	5.7
5. Can't say, drug unfamiliar	2.0	2.5	1.6	1.5	2.9	1.4	2.3	2.2	1.8	1.6	3.1	2.8	0.3	1.5	0.9	-
<i>Item 12510 Subject A14a</i>	<i>N</i> 2504	1117	1224	1547	298	479	534	960	532	1888	456	1260	538	226	373	36
A04F: Take one or two drinks nearly every day																
1. No risk	9.5	13.8	5.0	8.8	12.4	8.6	9.1	9.9	9.8	7.6	16.7	6.0	9.0	8.4	18.8	30.3
2. Slight risk	20.2	23.8	16.9	22.8	13.7	18.6	23.7	21.2	16.5	19.6	21.2	13.6	26.3	28.1	28.7	31.4
3. Moderate risk	36.9	34.8	39.5	39.2	29.0	42.7	33.0	36.8	35.8	37.9	34.6	39.1	35.3	36.9	34.6	25.7
4. Great risk	31.4	25.0	37.1	27.8	41.2	28.0	32.5	29.9	36.0	33.2	24.6	38.2	29.3	25.4	17.3	12.6
5. Can't say, drug unfamiliar	2.1	2.6	1.6	1.4	3.6	2.1	1.8	2.2	1.9	1.7	2.9	3.1	0.1	1.3	0.6	-
<i>Item 12520 Subject A14a</i>	<i>N</i> 2501	1113	1224	1543	297	474	533	961	534	1891	450	1259	537	226	370	36

DESCRIPTIVE RESULTS: 2007

105

QUESTIONNAIRE FORM 2 2007	TOTAL	SEX		RACE		REGION				COLLEGE PLANS?		ILLCIT DRUG USE: LIFETIME					
		M	F	White	Black	NE	NC	S	W	Yes	No	None	Mari- juana Only	Few Pills	More Pills	Any Her- oin	
<i>N (Weighted No. of Cases):</i>	2522	1124	1231	1554	300	485	538	962	536	1900	458	1266	540	231	374	36	
<i>% of Weighted Total:</i>	100.0	44.6	48.8	61.6	11.9	19.2	21.3	38.2	21.3	75.3	18.2	50.2	21.4	9.1	14.8	1.4	
A04G: Take four or five drinks nearly every day																	
1. No risk	4.8	6.1	2.9	2.8	9.2	5.6	3.6	5.7	3.8	3.1	9.3	3.6	3.5	4.0	7.1	16.1	
2. Slight risk	5.5	7.7	3.2	6.3	3.1	4.5	5.8	5.5	5.8	5.0	7.8	2.4	6.9	6.5	11.4	21.9	
3. Moderate risk	18.0	21.1	14.9	20.7	12.9	16.2	20.7	18.3	16.4	16.3	23.8	12.4	21.9	24.2	28.0	18.4	
4. Great risk	69.3	62.3	77.1	68.5	71.0	71.4	67.4	67.9	72.2	73.6	55.4	78.1	67.2	64.2	52.5	41.4	
5. Can't say, drug unfamiliar	2.4	2.7	1.9	1.7	3.8	2.3	2.5	2.6	1.9	1.9	3.6	3.4	0.5	1.2	1.0	2.2	
<i>Item 12530 Subject A14a</i>	<i>N</i>	<i>2510</i>	<i>1117</i>	<i>1229</i>	<i>1550</i>	<i>299</i>	<i>479</i>	<i>536</i>	<i>962</i>	<i>534</i>	<i>1893</i>	<i>456</i>	<i>1263</i>	<i>539</i>	<i>227</i>	<i>373</i>	<i>36</i>
A04H: Have five or more drinks once or twice each weekend																	
1. No risk	8.3	11.6	4.7	6.8	12.3	10.2	5.9	8.4	9.0	6.0	15.1	4.3	9.5	7.3	16.3	25.2	
2. Slight risk	11.9	14.0	10.6	14.6	4.7	14.4	13.2	11.2	9.7	11.0	16.7	5.8	14.7	16.6	25.5	22.6	
3. Moderate risk	27.2	26.2	28.2	28.9	20.2	29.9	27.2	27.2	24.7	27.6	24.8	23.1	30.6	37.8	29.8	30.8	
4. Great risk	50.2	45.4	54.7	48.2	59.0	43.7	51.3	50.5	54.3	53.5	39.4	63.4	44.7	37.0	26.1	21.4	
5. Can't say, drug unfamiliar	2.4	2.8	1.9	1.5	3.8	1.9	2.5	2.8	2.3	1.9	4.1	3.3	0.4	1.3	2.3	-	
<i>Item 12540 Subject A14a</i>	<i>N</i>	<i>2508</i>	<i>1117</i>	<i>1228</i>	<i>1548</i>	<i>299</i>	<i>479</i>	<i>535</i>	<i>961</i>	<i>533</i>	<i>1893</i>	<i>455</i>	<i>1262</i>	<i>539</i>	<i>226</i>	<i>373</i>	<i>36</i>
A05: Do you think that you would prefer having a mate for most of your life, or would you prefer not having a mate?																	
5. Definitely prefer to have a mate	63.8	63.3	64.4	69.0	53.3	59.3	61.2	68.2	62.6	64.7	61.7	67.7	62.9	55.0	60.5	54.6	
4. Probably prefer to have a mate	22.9	22.5	23.6	20.9	24.3	25.3	25.7	19.1	24.9	23.3	20.7	20.7	23.0	29.0	27.2	8.9	
3. Not sure	10.4	10.6	9.5	7.8	17.6	11.0	9.3	10.5	10.7	9.4	13.4	9.5	10.2	13.6	8.1	28.1	
2. Probably prefer not to have a mate	2.1	2.3	2.1	1.7	3.1	3.9	2.5	1.5	1.3	1.9	3.0	1.5	3.1	1.8	2.2	8.4	
1. Definitely prefer not to have a mate	0.8	1.3	0.4	0.6	1.6	0.5	1.4	0.8	0.5	0.7	1.3	0.6	0.8	0.6	2.0	-	
<i>Item 6120 Subject D01</i>	<i>N</i>	<i>2506</i>	<i>1115</i>	<i>1228</i>	<i>1548</i>	<i>300</i>	<i>481</i>	<i>535</i>	<i>956</i>	<i>534</i>	<i>1894</i>	<i>454</i>	<i>1260</i>	<i>538</i>	<i>228</i>	<i>374</i>	<i>36</i>
A06: Which do you think you are most likely to choose in the long run?																	
3. Getting married	81.6	80.9	82.8	85.3	74.1	77.3	82.3	82.4	83.3	84.3	73.8	83.7	81.5	76.8	81.4	59.6	
2. I have no idea	14.1	15.0	13.1	11.5	21.2	16.9	13.4	13.1	14.0	12.1	20.0	12.6	15.0	19.4	12.3	19.9	
1. Not getting married	3.6	3.8	3.3	3.0	4.6	4.6	3.9	3.6	2.3	3.3	4.2	2.9	3.2	3.1	5.3	18.7	
8. Am already married	0.7	0.3	0.7	0.3	-	1.2	0.3	0.9	0.4	0.3	2.0	0.8	0.4	0.7	1.0	1.8	
<i>Item 6130 Subject D01</i>	<i>N</i>	<i>2431</i>	<i>1077</i>	<i>1202</i>	<i>1509</i>	<i>288</i>	<i>465</i>	<i>519</i>	<i>933</i>	<i>514</i>	<i>1840</i>	<i>440</i>	<i>1223</i>	<i>521</i>	<i>223</i>	<i>363</i>	<i>34</i>
A07: If you did get married (or are married) . . .																	
A07A: How likely do you think it is that you would stay married to the same person for life?																	
5. Very likely	60.8	58.3	63.1	62.6	56.5	53.0	58.8	63.8	64.0	63.5	53.3	68.7	57.1	52.2	47.8	51.0	
4. Fairly likely	23.9	25.7	22.3	24.3	18.3	27.6	24.6	23.0	21.6	23.8	23.8	19.9	26.5	28.6	31.7	14.5	
3. Uncertain	12.6	13.4	11.7	11.1	19.5	15.4	13.1	11.4	12.0	10.8	17.2	10.2	13.9	16.9	13.9	29.0	
2. Fairly unlikely	1.9	1.6	2.2	1.6	2.6	3.1	2.4	1.1	1.6	1.3	3.9	1.0	0.9	1.7	5.2	3.1	
1. Very unlikely	0.9	1.0	0.6	0.3	3.2	0.9	1.1	0.7	0.8	0.6	1.8	0.3	1.6	0.6	1.4	2.4	
<i>Item 6140 Subject D01</i>	<i>N</i>	<i>2388</i>	<i>1066</i>	<i>1164</i>	<i>1491</i>	<i>277</i>	<i>442</i>	<i>513</i>	<i>925</i>	<i>507</i>	<i>1800</i>	<i>442</i>	<i>1189</i>	<i>518</i>	<i>222</i>	<i>358</i>	<i>34</i>
A07B: How likely is it that you would want to have children?																	
5. Very likely	64.0	61.8	66.1	65.7	56.4	60.6	60.9	66.7	65.1	66.6	55.1	64.4	66.1	64.2	63.2	40.9	
4. Fairly likely	18.2	20.9	16.0	17.3	20.2	21.0	20.0	15.6	18.8	18.2	18.9	19.7	16.6	15.8	17.3	16.5	
3. Uncertain	9.4	10.6	8.0	9.2	10.8	10.6	9.2	8.8	9.6	7.8	13.6	9.0	8.0	11.3	10.1	15.2	
2. Fairly unlikely	3.0	2.0	4.1	2.8	2.6	3.1	2.8	3.0	3.0	3.0	3.2	2.9	2.8	3.0	3.9	1.7	
1. Very unlikely	3.0	3.2	3.1	3.7	3.4	3.4	3.9	2.6	2.6	2.7	4.5	2.7	2.9	3.3	2.9	8.4	
8. Already have child(ren)	2.4	1.5	2.8	1.3	6.6	1.2	3.3	3.3	0.9	1.7	4.7	1.4	3.6	2.4	2.7	17.3	
<i>Item 6150 Subject D02</i>	<i>N</i>	<i>2412</i>	<i>1077</i>	<i>1174</i>	<i>1504</i>	<i>280</i>	<i>450</i>	<i>516</i>	<i>932</i>	<i>513</i>	<i>1820</i>	<i>444</i>	<i>1203</i>	<i>519</i>	<i>224</i>	<i>364</i>	<i>34</i>
The questions in the next column ask you to imagine different kinds of married life that you might have. We want you to think about different ways you might share responsibilities for working, taking care of the home, and taking care of the children. Please indicate how acceptable for you each of the different arrangements would be.																	

QUESTIONNAIRE FORM 2 2007	TOTAL	SEX		RACE		REGION				COLLEGE PLANS?		ILLCIT DRUG USE: LIFETIME				
		M	F	White	Black	NE	NC	S	W	Yes	No	None	Mari- juana Only	Few Pills	More Pills	Any Her- oin
<i>N (Weighted No. of Cases):</i>	2522	1124	1231	1554	300	485	538	962	536	1900	458	1266	540	231	374	36
<i>% of Weighted Total:</i>	100.0	44.6	48.8	61.6	11.9	19.2	21.3	38.2	21.3	75.3	18.2	50.2	21.4	9.1	14.8	1.4
A08: Imagine you are married and have no children. How would you feel about each of the following work arrangements? A08A: Husband works full-time, wife doesn't work 1. Not at all acceptable 2. Somewhat acceptable 3. Acceptable 4. Desirable <i>Item 6160 Subject C05, D04</i>	 															

QUESTIONNAIRE FORM 2 2007	TOTAL	SEX		RACE		REGION				COLLEGE PLANS?		ILLICIT DRUG USE: LIFETIME				
		M	F	White	Black	NE	NC	S	W	Yes	No	None	Mari- juana Only	Few Pills	More Pills	Any Her- oin
<i>N (Weighted No. of Cases):</i>	2522	1124	1231	1554	300	485	538	962	536	1900	458	1266	540	231	374	36
<i>% of Weighted Total:</i>	100.0	44.6	48.8	61.6	11.9	19.2	21.3	38.2	21.3	75.3	18.2	50.2	21.4	9.1	14.8	1.4
A09B: Husband works full-time, wife works about half-time																
1. Not at all acceptable	4.9	6.0	3.9	3.8	9.3	5.2	4.7	5.7	3.5	3.9	9.1	4.7	4.4	5.3	6.0	8.5
2. Somewhat acceptable	24.6	25.8	22.9	22.4	30.5	25.9	27.5	21.7	25.6	22.0	29.8	25.6	23.7	23.2	18.4	31.0
3. Acceptable	56.5	55.4	57.8	58.5	48.8	55.7	54.0	57.3	58.2	59.5	48.9	56.5	58.2	51.1	60.8	48.7
4. Desirable	14.0	12.9	15.4	15.3	11.4	13.2	13.7	15.3	12.7	14.6	12.3	13.2	13.7	20.3	14.9	11.7
<i>Item 6230 Subject C05, D04</i>	<i>N</i> 2488	1106	1225	1541	296	476	534	947	531	1885	450	1257	533	228	369	36
A09C: Both work full-time																
1. Not at all acceptable	42.3	45.0	40.9	41.7	38.6	38.9	39.9	41.6	49.1	41.5	46.6	41.8	41.8	45.9	44.1	39.9
2. Somewhat acceptable	25.9	25.4	26.5	28.1	24.7	26.9	28.3	25.1	23.9	27.1	23.4	27.3	25.4	23.3	24.8	22.2
3. Acceptable	22.0	20.5	22.5	20.9	24.9	25.6	20.8	22.2	19.5	22.2	19.3	21.7	20.5	21.2	22.9	26.3
4. Desirable	9.8	9.1	10.1	9.3	11.9	8.6	10.9	11.1	7.5	9.2	10.7	9.2	12.3	9.6	8.2	11.7
<i>Item 6240 Subject C05, D04</i>	<i>N</i> 2480	1100	1223	1539	291	474	533	942	531	1880	448	1252	530	228	369	36
A09D: Both work about half-time																
1. Not at all acceptable	26.8	31.0	22.4	23.9	35.7	20.0	22.8	33.0	25.9	24.4	36.0	26.6	25.8	26.1	26.3	37.1
2. Somewhat acceptable	33.5	32.8	34.0	34.6	30.8	35.1	32.8	33.7	32.6	33.8	32.2	32.6	36.6	32.1	34.2	23.2
3. Acceptable	31.9	30.2	33.8	33.1	27.3	36.5	34.8	26.0	35.2	34.2	23.5	33.4	28.8	33.1	32.1	31.6
4. Desirable	7.8	6.0	9.8	8.4	6.2	8.4	9.7	7.3	6.2	7.6	8.3	7.4	8.8	8.8	7.4	8.1
<i>Item 6250 Subject C05, D04</i>	<i>N</i> 2476	1100	1221	1536	291	474	531	940	531	1877	448	1250	531	228	369	36
A09E: Husband works about half-time, wife works full-time																
1. Not at all acceptable	38.2	42.6	34.2	31.5	52.7	30.7	31.2	44.3	41.0	35.3	49.2	38.3	39.1	36.7	35.7	52.8
2. Somewhat acceptable	34.3	33.3	34.7	37.2	27.1	35.9	38.5	31.3	33.7	34.8	31.0	33.8	34.2	32.8	36.9	35.0
3. Acceptable	23.8	21.0	26.8	27.8	16.0	28.7	26.5	21.2	21.1	26.4	15.4	24.5	21.2	27.1	24.9	9.4
4. Desirable	3.8	3.1	4.4	3.5	4.2	4.8	3.7	3.1	4.1	3.5	4.4	3.4	5.5	3.4	2.5	2.8
<i>Item 6260 Subject C05, D04</i>	<i>N</i> 2481	1103	1221	1539	293	476	533	943	529	1881	448	1252	532	228	369	34
A09F: Husband doesn't work, wife works full-time																
1. Not at all acceptable	59.9	61.1	58.2	52.6	80.7	53.8	53.0	65.6	61.9	58.1	66.1	58.4	64.3	58.9	58.9	65.0
2. Somewhat acceptable	17.5	14.4	20.5	20.6	5.8	18.6	19.2	14.9	19.3	18.1	15.1	18.8	14.5	19.0	16.1	20.8
3. Acceptable	17.5	18.6	16.8	21.6	9.4	21.1	21.9	14.7	15.0	18.5	14.3	18.0	15.3	16.6	20.7	7.6
4. Desirable	5.1	6.0	4.5	5.2	4.1	6.5	5.9	4.7	3.8	5.3	4.5	4.8	5.8	5.5	4.3	6.6
<i>Item 6270 Subject C05, D04</i>	<i>N</i> 2479	1101	1222	1532	296	472	531	946	531	1879	451	1247	533	228	371	35
A10: Imagine you are married and have one or more pre-school children. Imagine also that the husband is working full-time and the wife does not have a job outside the home.																
How would you feel about each of these arrangements for the day-to-day care of the child(ren)?																
A10A: Wife does all child care																
1. Not at all acceptable	30.4	24.3	36.6	31.2	33.1	30.3	33.3	28.6	31.0	31.9	25.6	32.4	26.7	32.5	28.9	27.9
2. Somewhat acceptable	28.1	28.9	27.6	27.7	24.7	27.4	28.4	27.0	30.5	26.8	33.0	28.2	30.1	25.9	25.6	40.0
3. Acceptable	29.8	32.3	28.0	28.6	33.0	32.2	27.8	31.2	27.0	29.9	28.2	29.9	29.2	29.6	32.3	12.0
4. Desirable	11.7	14.5	7.9	12.5	9.3	10.1	10.5	13.2	11.5	11.3	13.1	9.5	14.0	12.0	13.2	20.1
<i>Item 6280 Subject D04</i>	<i>N</i> 2483	1103	1225	1537	296	474	533	945	531	1882	451	1251	531	228	372	36
A10B: Wife does most of it																
1. Not at all acceptable	12.9	11.4	13.7	10.1	18.3	13.3	13.2	12.2	13.7	12.8	11.0	13.4	10.4	13.2	12.6	9.9
2. Somewhat acceptable	32.1	30.0	34.2	30.7	31.5	35.1	33.0	31.8	29.1	30.4	37.8	31.4	37.7	33.3	24.9	28.0
3. Acceptable	41.3	42.9	39.9	43.5	40.0	36.6	41.5	42.2	43.7	42.2	40.8	42.1	40.5	38.6	44.6	41.8
4. Desirable	13.6	15.7	12.2	15.7	10.1	15.0	12.3	13.8	13.5	14.7	10.4	13.1	11.4	14.9	17.9	20.3
<i>Item 6290 Subject D04</i>	<i>N</i> 2480	1100	1224	1538	293	473	532	944	531	1882	448	1253	532	227	369	36

QUESTIONNAIRE FORM 2 2007	TOTAL	SEX		RACE		REGION				COLLEGE PLANS?		ILLICIT DRUG USE: LIFETIME					
		M	F	White	Black	NE	NC	S	W	Yes	No	None	Mari- juana Only	Few Pills	More Pills	Any Her- oin	
<i>N (Weighted No. of Cases):</i>	2522	1124	1231	1554	300	485	538	962	536	1900	458	1266	540	231	374	36	
<i>% of Weighted Total:</i>	100.0	44.6	48.8	61.6	11.9	19.2	21.3	38.2	21.3	75.3	18.2	50.2	21.4	9.1	14.8	1.4	
A10C: Both do it equally																	
1. Not at all acceptable	4.0	4.9	2.7	2.3	8.9	4.9	3.6	3.8	3.9	3.0	8.4	3.5	5.0	2.6	4.4	6.5	
2. Somewhat acceptable	13.1	16.0	10.1	12.9	14.1	11.0	11.5	15.6	12.3	12.3	15.4	12.7	12.5	15.3	13.5	25.4	
3. Acceptable	39.5	42.4	36.9	39.0	40.9	42.3	41.2	38.3	37.5	38.4	40.4	37.3	42.3	34.8	45.0	30.7	
4. Desirable	43.4	36.7	50.3	45.9	36.1	41.8	43.7	42.3	46.3	46.3	35.9	46.6	40.2	47.2	37.1	37.4	
<i>Item 6300 Subject D04</i>	<i>N</i>	2475	1098	1225	1538	293	473	528	942	531	1882	448	1249	533	228	368	36
A10D: Husband does most of it																	
1. Not at all acceptable	38.2	35.1	41.2	35.3	47.3	36.4	38.0	38.4	39.6	38.9	34.1	38.7	40.3	37.0	35.5	30.3	
2. Somewhat acceptable	43.6	44.2	43.1	47.5	32.0	45.9	44.0	43.7	40.9	43.3	45.8	43.1	42.5	49.9	43.1	48.9	
3. Acceptable	16.0	19.9	12.6	15.8	16.4	14.8	16.3	15.5	17.7	15.6	18.3	16.3	14.6	11.6	19.2	16.6	
4. Desirable	2.2	0.9	3.1	1.4	4.2	2.9	1.7	2.4	1.8	2.2	1.8	1.9	2.6	1.6	2.2	4.1	
<i>Item 6310 Subject D04</i>	<i>N</i>	2470	1097	1225	1536	293	471	530	939	529	1882	443	1249	531	228	365	36
A10E: Husband does all of it																	
1. Not at all acceptable	73.1	71.0	76.4	74.1	71.9	71.4	75.2	72.8	73.3	74.6	67.8	73.7	74.3	76.2	72.5	68.9	
2. Somewhat acceptable	17.3	19.4	14.7	17.9	14.9	17.3	14.9	17.8	18.9	16.5	20.4	17.9	14.2	16.3	18.2	22.6	
3. Acceptable	6.2	7.4	4.8	5.4	8.1	7.8	7.4	5.3	4.9	6.3	6.0	5.8	8.1	4.4	6.0	-	
4. Desirable	3.4	2.3	4.1	2.6	5.1	3.6	2.4	4.1	2.9	2.6	5.7	2.7	3.4	3.1	3.3	8.6	
<i>Item 6320 Subject D04</i>	<i>N</i>	2481	1103	1225	1539	297	473	533	944	531	1884	449	1255	531	228	369	36
The next section of this questionnaire is about government and public affairs.																	
A11: Some people think about what's going on in government very often, and others are not that interested. How much of an interest do you take in government and current events?																	
1. No interest at all	9.4	8.2	9.8	9.0	10.6	8.4	13.4	9.4	6.3	7.6	14.9	8.3	12.2	6.9	9.5	16.8	
2. Very little interest	20.4	18.2	22.2	20.5	23.3	24.5	18.3	20.9	18.1	19.9	24.3	19.9	21.3	21.5	19.8	21.6	
3. Some interest	43.6	43.9	44.4	43.2	45.6	41.6	44.1	43.3	45.2	44.6	39.9	45.6	40.4	48.2	40.9	23.5	
4. A lot of interest	18.2	19.4	16.4	18.5	14.2	18.6	17.0	17.9	19.5	18.8	14.7	17.5	17.4	17.1	21.5	18.2	
5. A very great interest	8.5	10.3	7.1	8.8	6.4	6.9	7.3	8.5	11.0	9.2	6.3	8.7	8.7	6.3	8.4	19.9	
<i>Item 6330 Subject H01, Q08</i>	<i>N</i>	2497	1111	1227	1545	299	478	533	953	532	1891	451	1258	534	228	374	36
A12: Do you think some of the people running the government are crooked or dishonest?																	
1. Most of them are crooked or dishonest	21.9	23.8	19.7	19.2	27.4	25.7	20.7	22.9	17.7	18.6	34.4	17.5	24.1	20.3	32.0	41.3	
2. Quite a few are	35.5	33.0	38.4	36.3	34.2	37.8	34.5	34.1	36.9	36.6	30.8	36.3	32.1	43.2	33.6	30.2	
3. Some are	38.2	37.4	38.6	39.6	36.4	33.5	40.5	38.5	39.4	40.0	31.6	41.7	39.6	33.2	29.8	26.2	
4. Hardly any are	3.9	5.3	2.7	4.4	1.4	2.7	3.6	3.6	5.9	4.2	2.4	3.9	3.7	2.7	3.9	2.2	
5. None at all are crooked or dishonest	0.5	0.4	0.6	0.5	0.7	0.3	0.7	0.8	-	0.5	0.8	0.6	0.5	0.7	0.6	-	
<i>Item 6340 Subject H04, K01</i>	<i>N</i>	2490	1113	1224	1542	299	479	533	949	530	1890	449	1251	535	228	374	36
A13: Do you think the government wastes much of the money we pay in taxes?																	
1. Nearly all tax money is wasted	11.6	12.8	10.4	9.1	14.9	12.6	10.7	11.9	11.3	9.0	21.3	8.9	12.5	12.7	16.5	31.3	
2. A lot of tax money is wasted	46.7	46.4	46.6	45.2	48.4	50.4	46.7	45.5	45.6	46.8	46.7	43.3	52.6	52.9	47.2	41.5	
3. Some tax money is wasted	34.9	32.6	37.8	38.2	30.3	32.2	36.1	35.6	34.7	37.6	25.3	40.2	29.6	28.4	30.5	19.0	
4. A little tax money is wasted	5.9	6.9	4.9	6.6	5.2	4.3	6.0	5.8	7.7	5.7	6.1	7.0	4.3	5.9	4.2	-	
5. No tax money is wasted	0.8	1.2	0.3	0.8	1.2	0.5	0.4	1.3	0.7	0.9	0.6	0.6	1.0	-	1.5	8.2	
<i>Item 6350 Subject H04, K01</i>	<i>N</i>	2480	1102	1223	1538	295	476	530	949	525	1882	447	1246	533	228	372	36
A14: How much of the time do you think you can trust the government in Washington to do what is right?																	
1. Almost always	5.0	6.0	3.8	5.3	2.8	3.0	2.7	4.9	9.4	4.8	5.8	5.4	3.7	4.2	5.9	-	
2. Often	29.0	31.9	27.1	33.8	16.1	22.5	29.6	29.8	32.6	31.2	20.4	33.5	24.9	29.6	21.3	11.9	
3. Sometimes	43.7	40.9	46.7	43.3	42.7	47.3	45.8	43.0	39.8	43.9	44.2	42.7	46.6	45.8	43.3	36.1	
4. Seldom	17.9	15.9	18.9	14.7	30.7	22.3	15.8	18.5	14.9	16.8	20.9	14.8	20.2	18.0	23.8	25.4	
5. Never	4.4	5.3	3.5	2.9	7.7	4.9	6.0	3.9	3.3	3.4	8.6	3.7	4.5	2.4	5.7	26.6	
<i>Item 6360 Subject H04, K01</i>	<i>N</i>	2487	1109	1223	1543	299	477	533	951	526	1886	450	1252	533	228	374	36

QUESTIONNAIRE FORM 2 2007	TOTAL	SEX		RACE		REGION				COLLEGE PLANS?		ILLICIT DRUG USE: LIFETIME					
		M	F	White	Black	NE	NC	S	W	Yes	No	None	Mari- juana Only	Few Pills	More Pills	Any Her- oin	
<i>N (Weighted No. of Cases):</i>	2522	1124	1231	1554	300	485	538	962	536	1900	458	1266	540	231	374	36	
<i>% of Weighted Total:</i>	100.0	44.6	48.8	61.6	11.9	19.2	21.3	38.2	21.3	75.3	18.2	50.2	21.4	9.1	14.8	1.4	
A15: Do you feel that the people running the government are smart people who usually know what they are doing?																	
1. They almost always know what they are doing	9.9	12.5	7.2	11.6	9.2	7.1	7.0	10.7	13.7	10.0	9.6	10.7	8.2	10.9	7.1	9.4	
2. They usually know what they are doing	41.7	41.8	42.3	45.6	27.9	37.3	43.7	42.9	41.6	43.2	35.8	44.7	40.4	40.0	39.0	23.1	
3. They sometimes know what they are doing	34.9	31.3	39.0	31.1	43.2	40.4	34.9	33.3	33.1	34.7	37.1	33.9	36.2	39.5	33.1	36.0	
4. They seldom know what they are doing	9.6	9.0	9.7	9.1	15.2	11.5	10.4	9.8	6.6	9.3	10.3	8.0	11.3	6.5	14.0	10.7	
5. They never know what they are doing	3.9	5.5	1.7	2.6	4.5	3.7	4.0	3.4	4.9	2.8	7.2	2.7	3.9	3.0	6.8	20.8	
<i>Item 6370 Subject H04, K01</i>	<i>N</i>	<i>2483</i>	<i>1110</i>	<i>1223</i>	<i>1540</i>	<i>299</i>	<i>474</i>	<i>533</i>	<i>951</i>	<i>526</i>	<i>1885</i>	<i>451</i>	<i>1253</i>	<i>531</i>	<i>228</i>	<i>374</i>	<i>36</i>
A16: Would you say the government is pretty much run for a few big interests looking out for themselves, or is it run for the benefit of all the people?																	
1. Nearly always run for a few big interests	12.6	14.1	10.1	10.8	17.5	15.3	10.2	12.9	11.8	11.0	17.8	9.4	16.8	9.7	15.5	26.5	
2. Usually run for a few big interests	27.6	26.5	29.3	27.3	28.8	28.4	28.9	26.4	27.6	28.9	24.2	25.9	28.0	31.5	31.9	34.5	
3. Run some for the big interests, some for the people	45.2	44.7	46.3	46.1	42.5	44.0	46.5	46.1	43.6	45.0	45.0	48.6	41.0	47.3	41.4	36.0	
4. Usually run for the benefit of all the people	12.4	12.3	12.2	13.7	8.7	10.0	12.5	12.2	14.9	12.8	11.2	13.7	11.8	10.3	9.1	1.7	
5. Nearly always run for the benefit of all the people	2.2	2.3	2.2	2.2	2.4	2.3	1.9	2.4	2.1	2.3	1.8	2.3	2.4	1.1	2.1	1.3	
<i>Item 6380 Subject H04, K01</i>	<i>N</i>	<i>2483</i>	<i>1108</i>	<i>1223</i>	<i>1543</i>	<i>297</i>	<i>475</i>	<i>533</i>	<i>949</i>	<i>526</i>	<i>1887</i>	<i>448</i>	<i>1252</i>	<i>534</i>	<i>228</i>	<i>372</i>	<i>36</i>
A17: Have you ever done, or do you plan to do, the following things?																	
A17A: Vote in a public election																	
1. I probably won't do this	5.2	5.9	4.0	4.3	5.0	4.3	5.5	5.1	5.9	3.1	12.5	4.4	5.7	3.3	6.8	20.8	
2. Don't know	8.8	9.7	7.8	6.2	9.5	8.3	7.8	9.8	8.4	7.1	13.7	8.9	8.3	7.4	7.5	7.1	
3. I probably will do this	78.5	75.8	81.9	80.7	78.4	80.7	75.0	77.4	81.8	82.2	66.3	78.8	78.9	84.9	77.6	60.4	
4. I have already done this	7.5	8.7	6.3	8.8	7.1	6.6	11.6	7.7	3.9	7.6	7.5	7.9	7.1	4.4	8.2	11.7	
<i>Item 6390 Subject H05, I02</i>	<i>N</i>	<i>2495</i>	<i>1113</i>	<i>1227</i>	<i>1545</i>	<i>300</i>	<i>477</i>	<i>533</i>	<i>953</i>	<i>532</i>	<i>1894</i>	<i>452</i>	<i>1259</i>	<i>534</i>	<i>228</i>	<i>373</i>	<i>36</i>
A17B: Write to public officials																	
1. I probably won't do this	33.6	33.4	33.8	33.9	30.5	33.2	33.2	34.6	32.4	30.4	45.8	31.4	36.0	36.3	35.8	36.0	
2. Don't know	42.9	42.2	43.5	41.5	50.5	44.9	40.1	43.0	43.8	44.4	37.0	45.3	41.9	41.6	38.6	32.2	
3. I probably will do this	13.8	13.4	13.9	13.1	13.0	15.1	13.3	13.7	13.3	14.3	10.6	13.3	12.4	13.0	15.7	26.6	
4. I have already done this	9.7	11.0	8.8	11.6	5.9	6.8	13.4	8.7	10.5	10.9	6.7	10.0	9.8	9.1	9.9	5.2	
<i>Item 6400 Subject H05, I02</i>	<i>N</i>	<i>2492</i>	<i>1111</i>	<i>1226</i>	<i>1543</i>	<i>300</i>	<i>476</i>	<i>532</i>	<i>951</i>	<i>532</i>	<i>1891</i>	<i>452</i>	<i>1257</i>	<i>535</i>	<i>228</i>	<i>373</i>	<i>34</i>
A17C: Give money to a political candidate or cause																	
1. I probably won't do this	43.0	50.2	36.6	43.8	36.8	43.7	47.9	40.8	41.3	39.2	57.8	39.8	42.3	47.0	51.7	53.3	
2. Don't know	39.4	35.1	43.6	38.6	38.8	37.8	36.3	40.0	42.9	41.9	30.0	44.0	39.7	32.9	30.4	21.4	
3. I probably will do this	14.5	11.7	16.5	14.6	18.9	14.2	13.2	15.5	14.2	15.8	8.7	14.1	15.3	16.2	11.8	14.2	
4. I have already done this	3.1	2.9	3.3	2.9	5.5	4.2	2.6	3.7	1.6	3.1	3.4	2.1	2.7	3.9	6.1	11.2	
<i>Item 6410 Subject H05, I02</i>	<i>N</i>	<i>2488</i>	<i>1109</i>	<i>1226</i>	<i>1542</i>	<i>298</i>	<i>474</i>	<i>533</i>	<i>951</i>	<i>529</i>	<i>1888</i>	<i>452</i>	<i>1259</i>	<i>533</i>	<i>228</i>	<i>370</i>	<i>36</i>
A17D: Work in a political campaign																	
1. I probably won't do this	59.4	62.3	58.0	62.6	50.8	60.5	65.6	55.7	58.6	56.7	72.8	59.3	55.4	64.0	65.7	59.7	
2. Don't know	29.9	28.1	31.0	27.5	37.4	26.4	25.0	34.0	30.6	32.1	19.6	31.0	33.1	24.7	24.7	22.2	
3. I probably will do this	8.1	7.0	8.1	7.2	8.3	9.5	7.5	7.5	8.2	8.2	6.0	7.1	9.2	8.0	6.5	12.0	
4. I have already done this	2.7	2.6	2.9	2.7	3.5	3.6	1.9	2.8	2.6	3.0	1.6	2.6	2.2	3.3	3.1	6.1	
<i>Item 6420 Subject H05, I02</i>	<i>N</i>	<i>2484</i>	<i>1109</i>	<i>1223</i>	<i>1539</i>	<i>300</i>	<i>475</i>	<i>532</i>	<i>948</i>	<i>528</i>	<i>1887</i>	<i>451</i>	<i>1256</i>	<i>532</i>	<i>228</i>	<i>370</i>	<i>36</i>
A17E: Participate in a lawful demonstration																	
1. I probably won't do this	40.6	43.4	38.5	42.4	30.6	38.5	45.2	40.2	38.8	38.0	52.1	40.2	40.5	40.6	45.5	36.1	
2. Don't know	38.6	36.9	40.1	37.9	45.8	36.0	37.6	40.0	39.4	40.1	31.7	42.3	37.7	36.7	28.1	26.9	
3. I probably will do this	16.9	16.7	17.1	15.7	20.7	21.2	13.4	16.7	16.8	17.9	12.2	14.5	18.3	19.6	19.7	24.3	
4. I have already done this	3.9	3.1	4.3	4.1	3.0	4.3	3.7	3.1	5.1	4.0	3.9	3.0	3.6	3.1	6.6	12.7	
<i>Item 6430 Subject H05, I02</i>	<i>N</i>	<i>2490</i>	<i>1111</i>	<i>1227</i>	<i>1543</i>	<i>300</i>	<i>476</i>	<i>532</i>	<i>952</i>	<i>529</i>	<i>1891</i>	<i>452</i>	<i>1259</i>	<i>534</i>	<i>228</i>	<i>371</i>	<i>36</i>

MONITORING THE FUTURE

QUESTIONNAIRE FORM 2 2007	TOTAL	SEX		RACE		REGION				COLLEGE PLANS?		ILLICIT DRUG USE: LIFETIME				
		M	F	White	Black	NE	NC	S	W	Yes	No	None	Mari- juana Only	Few Pills	More Pills	Any Her- oin
<i>N (Weighted No. of Cases):</i>	2522	1124	1231	1554	300	485	538	962	536	1900	458	1266	540	231	374	36
<i>% of Weighted Total:</i>	100.0	44.6	48.8	61.6	11.9	19.2	21.3	38.2	21.3	75.3	18.2	50.2	21.4	9.1	14.8	1.4
A17F: Boycott certain products or stores																
1. I probably won't do this	35.8	37.4	34.5	36.3	28.5	29.0	40.8	38.1	32.8	33.3	46.3	35.8	37.4	34.9	35.4	32.3
2. Don't know	39.9	39.8	40.4	39.7	45.7	40.6	37.1	41.1	40.1	42.0	31.4	42.1	37.4	41.0	34.3	40.0
3. I probably will do this	16.4	16.2	15.9	15.4	20.0	22.6	13.9	13.5	18.8	16.7	14.0	15.4	17.9	13.0	19.5	18.0
4. I have already done this	7.8	6.5	9.2	8.6	5.9	7.8	8.2	7.3	8.3	8.0	8.4	6.6	7.3	11.1	10.8	9.8
<i>Item 6440 Subject H05, I02</i>	<i>N 2490</i>	<i>1112</i>	<i>1227</i>	<i>1543</i>	<i>300</i>	<i>475</i>	<i>533</i>	<i>953</i>	<i>529</i>	<i>1892</i>	<i>452</i>	<i>1259</i>	<i>533</i>	<i>228</i>	<i>373</i>	<i>36</i>
A18: How much do you agree or disagree with each of the following statements?																
A18A: The U.S. should begin a gradual program of disarming whether other countries do or not																
1. Disagree	28.0	38.2	18.5	30.5	20.1	23.6	29.3	30.3	26.9	27.8	29.3	26.1	26.3	32.2	33.6	45.3
2. Mostly disagree	14.5	14.8	14.3	15.7	10.4	14.5	15.0	12.7	17.2	15.0	13.1	15.1	13.7	15.3	13.2	14.5
3. Neither	36.9	29.9	43.5	34.0	44.9	36.0	37.6	37.1	36.8	36.2	38.8	37.9	40.0	34.0	33.4	23.6
4. Mostly agree	13.6	10.9	15.7	13.3	17.4	19.5	10.5	13.2	12.0	14.3	10.5	13.9	13.6	11.6	13.1	11.9
5. Agree	7.0	6.2	8.0	6.6	7.2	6.4	7.7	6.8	7.1	6.8	8.3	7.1	6.4	6.9	6.7	4.7
<i>Item 6450 Subject H02, L03</i>	<i>N 2471</i>	<i>1104</i>	<i>1216</i>	<i>1534</i>	<i>296</i>	<i>469</i>	<i>529</i>	<i>949</i>	<i>524</i>	<i>1885</i>	<i>442</i>	<i>1247</i>	<i>531</i>	<i>228</i>	<i>369</i>	<i>36</i>
A18B: There may be times when the U.S. should go to war to protect the rights of other countries																
1. Disagree	11.3	11.0	10.9	8.6	18.1	13.7	10.3	11.3	10.1	10.7	13.7	10.6	12.0	9.6	14.4	4.0
2. Mostly disagree	14.2	12.9	15.5	12.8	12.2	17.0	12.4	15.8	10.7	14.9	12.2	13.1	13.7	15.1	15.8	17.7
3. Neither	22.9	21.6	22.8	21.7	25.2	24.0	22.8	22.3	22.9	22.0	23.7	20.9	27.0	24.1	21.8	31.3
4. Mostly agree	31.5	28.9	35.2	32.9	29.4	29.1	37.8	29.2	31.5	32.3	27.6	34.3	27.5	33.8	28.2	34.6
5. Agree	20.1	25.7	15.6	24.1	15.1	16.2	16.6	21.3	24.9	20.1	22.9	21.1	19.9	17.3	19.8	12.4
<i>Item 5690 Subject H02, L03</i>	<i>N 2484</i>	<i>1110</i>	<i>1222</i>	<i>1544</i>	<i>296</i>	<i>473</i>	<i>529</i>	<i>952</i>	<i>529</i>	<i>1890</i>	<i>450</i>	<i>1254</i>	<i>535</i>	<i>228</i>	<i>370</i>	<i>36</i>
A18C: The U.S. should be willing to go to war to protect its own economic interests																
1. Disagree	8.6	7.5	9.2	7.9	11.6	9.9	7.6	8.1	9.4	8.3	10.0	8.2	7.4	7.2	11.1	15.1
2. Mostly disagree	13.9	12.7	14.7	12.4	13.0	17.9	13.4	12.4	13.5	13.9	12.1	13.7	15.4	9.8	13.9	7.7
3. Neither	26.5	23.6	28.6	25.4	23.2	24.6	28.9	24.2	29.7	26.1	28.2	26.5	28.3	28.4	24.6	8.3
4. Mostly agree	30.1	30.0	31.3	30.5	32.1	28.0	30.1	31.6	29.4	31.5	25.9	32.8	29.2	33.8	21.1	23.6
5. Agree	21.0	26.2	16.3	23.7	20.2	19.6	20.1	23.7	18.0	20.2	23.8	18.8	19.8	20.7	29.3	45.4
<i>Item 6460 Subject H02, L03</i>	<i>N 2469</i>	<i>1105</i>	<i>1214</i>	<i>1536</i>	<i>296</i>	<i>469</i>	<i>529</i>	<i>947</i>	<i>524</i>	<i>1882</i>	<i>448</i>	<i>1249</i>	<i>532</i>	<i>228</i>	<i>367</i>	<i>36</i>
A18D: The only good reason for the U.S. to go to war is to defend against an attack on our own country																
1. Disagree	7.9	9.1	6.4	8.9	5.1	8.0	9.1	6.4	9.4	7.3	10.9	8.3	7.2	7.4	6.8	9.7
2. Mostly disagree	12.9	13.8	12.4	14.9	6.4	10.5	12.5	13.2	15.1	13.9	8.0	15.1	8.9	10.2	13.8	10.6
3. Neither	18.9	19.7	17.6	18.4	24.3	20.1	15.9	20.6	17.6	17.6	21.9	19.0	19.8	19.5	15.9	16.5
4. Mostly agree	30.4	26.7	33.8	31.3	27.8	30.8	33.6	28.4	30.4	31.8	26.4	30.3	32.0	30.3	28.7	29.9
5. Agree	29.9	30.7	29.8	26.5	36.3	30.6	29.0	31.4	27.4	29.4	32.8	27.4	32.0	32.6	34.8	33.4
<i>Item 6470 Subject H02, L03</i>	<i>N 2472</i>	<i>1106</i>	<i>1215</i>	<i>1538</i>	<i>295</i>	<i>469</i>	<i>528</i>	<i>948</i>	<i>528</i>	<i>1880</i>	<i>448</i>	<i>1248</i>	<i>531</i>	<i>228</i>	<i>369</i>	<i>36</i>
A18E: The U.S. does not need to have greater military power than Russia																
1. Disagree	27.9	36.1	20.5	29.3	28.3	22.4	25.9	32.5	26.6	26.2	36.0	25.3	26.6	29.8	37.3	39.8
2. Mostly disagree	18.4	17.8	18.6	17.6	19.7	19.1	18.0	17.7	19.1	18.9	15.2	17.8	18.6	19.0	18.1	20.7
3. Neither	33.9	26.9	39.4	32.6	39.0	37.0	34.6	31.9	34.0	34.1	31.4	36.7	34.9	30.5	26.5	19.6
4. Mostly agree	10.6	9.9	11.8	10.5	8.1	10.9	10.7	10.4	10.8	11.0	9.9	11.5	9.8	8.6	9.2	11.8
5. Agree	9.2	9.3	9.7	10.0	5.0	10.6	10.8	7.4	9.6	9.8	7.6	8.7	10.0	12.1	8.8	8.1
<i>Item 6480 Subject H02, L03</i>	<i>N 2473</i>	<i>1107</i>	<i>1216</i>	<i>1537</i>	<i>294</i>	<i>469</i>	<i>526</i>	<i>950</i>	<i>528</i>	<i>1880</i>	<i>450</i>	<i>1252</i>	<i>531</i>	<i>226</i>	<i>370</i>	<i>36</i>
A18F: The U.S. ought to have much more military power than any other nation in the world																
1. Disagree	11.3	9.2	13.1	11.0	8.3	15.5	10.6	9.4	11.4	10.8	13.0	11.6	9.8	10.9	13.5	3.1
2. Mostly disagree	11.5	10.5	12.8	12.2	9.1	12.5	11.4	10.2	13.3	12.1	9.3	11.7	10.8	12.0	10.2	22.7
3. Neither	34.8	30.7	38.5	33.4	33.9	35.4	37.0	30.4	40.0	35.9	30.8	37.2	35.6	30.4	28.6	29.7
4. Mostly agree	18.7	18.3	18.8	18.3	23.1	18.6	19.6	19.9	16.0	19.7	15.2	19.1	18.4	22.2	17.9	7.3
5. Agree	23.6	31.3	16.8	25.2	25.6	18.0	21.4	30.1	19.2	21.5	31.8	20.4	25.5	24.5	29.8	37.2
<i>Item 6490 Subject H02, L03</i>	<i>N 2472</i>	<i>1103</i>	<i>1220</i>	<i>1540</i>	<i>293</i>	<i>468</i>	<i>528</i>	<i>947</i>	<i>529</i>	<i>1881</i>	<i>450</i>	<i>1247</i>	<i>534</i>	<i>228</i>	<i>370</i>	<i>36</i>

DESCRIPTIVE RESULTS: 2007

111

QUESTIONNAIRE FORM 2 2007	TOTAL	SEX		RACE		REGION				COLLEGE PLANS?		ILLICIT DRUG USE: LIFETIME				
		M	F	White	Black	NE	NC	S	W	Yes	No	None	Mari- juana Only	Few Pills	More Pills	Any Her- oin
<i>N (Weighted No. of Cases):</i>	2522	1124	1231	1554	300	485	538	962	536	1900	458	1266	540	231	374	36
<i>% of Weighted Total:</i>	100.0	44.6	48.8	61.6	11.9	19.2	21.3	38.2	21.3	75.3	18.2	50.2	21.4	9.1	14.8	1.4
A18G: Our present foreign policy is based on our own narrow economic and power interests																
1. Disagree	4.9	6.1	3.1	4.3	5.8	4.4	3.8	5.6	5.0	4.7	5.5	4.3	4.9	3.8	7.4	5.2
2. Mostly disagree	6.3	6.0	6.2	6.7	4.4	8.1	6.3	6.0	5.6	6.0	7.2	8.2	3.7	2.6	4.6	3.6
3. Neither	51.3	46.4	55.4	51.5	55.8	45.3	54.5	52.6	50.8	51.2	52.4	52.5	51.3	55.4	45.0	54.2
4. Mostly agree	23.4	26.0	22.0	24.3	22.3	24.4	24.7	21.5	24.4	24.4	19.6	23.3	24.2	23.9	25.1	16.0
5. Agree	14.2	15.6	13.3	13.3	11.7	17.9	10.7	14.2	14.2	13.8	15.2	11.7	16.0	14.3	17.9	21.1
<i>Item 6500 Subject H02, L03</i>	<i>N</i> 2456	1100	1206	1529	294	464	526	944	522	1870	447	1241	529	228	367	36
A19: This section deals with activities which may be against the rules or against the law. We hope you will answer all of these questions. However, if you find a question which you cannot answer honestly, we would prefer that you leave it blank. Remember, your answers will never be connected with your name.																
During the LAST 12 MONTHS, how often have you . . .																
A19A: Argued or had a fight with either of your parents (NOTE: This question was omitted in the questionnaires administered in California, beginning in 1997, due to state requirements.)																
1. Not at all	12.3	17.0	7.8	9.9	22.7	10.2	11.8	13.9	11.5	11.2	15.5	14.8	10.1	8.0	6.6	15.2
2. Once	11.1	13.5	9.0	10.0	13.8	9.0	9.6	12.0	14.3	11.0	11.3	11.6	11.4	11.3	8.5	6.8
3. Twice	15.6	15.3	15.9	15.0	16.2	16.1	14.3	15.5	17.6	15.3	17.1	17.4	15.9	13.4	12.3	7.3
4. 3 or 4 times	22.8	20.0	24.7	23.9	21.4	19.6	22.3	24.9	22.1	24.6	17.6	25.3	20.8	19.7	22.2	17.1
5. 5 or more times	38.2	34.2	42.7	41.3	26.0	45.2	42.1	33.8	34.4	38.0	38.4	30.9	41.9	47.6	50.4	53.6
<i>Item 6520 Subject M03, S01</i>	<i>N</i> 2278	1002	1130	1458	275	474	535	954	315	1710	427	1160	485	211	331	32
A19B: Hit an instructor or supervisor																
1. Not at all	96.2	95.9	97.5	97.3	95.5	95.3	95.8	96.5	96.8	97.5	92.1	97.9	96.6	97.1	91.9	85.2
2. Once	1.8	1.5	1.4	0.9	2.6	2.4	1.7	1.6	1.5	1.2	3.4	1.0	1.4	2.5	3.6	-
3. Twice	0.8	1.2	0.4	0.5	1.7	1.0	1.4	0.9	0.1	0.5	1.7	0.4	0.8	0.4	1.2	10.2
4. 3 or 4 times	0.4	0.3	0.3	0.3	0.2	0.4	0.6	0.3	0.3	0.3	0.6	0.1	0.5	-	1.0	2.9
5. 5 or more times	0.8	1.2	0.3	0.9	-	0.9	0.6	0.8	1.3	0.4	2.2	0.5	0.7	-	2.3	1.7
<i>Item 6530 Subject M02, S01</i>	<i>N</i> 2495	1116	1229	1545	300	473	533	957	532	1896	456	1264	537	228	371	36
A19C: Gotten into a serious fight in school or at work																
1. Not at all	85.5	82.7	89.1	88.9	82.9	80.8	89.7	85.6	85.3	87.4	81.4	91.3	83.9	81.8	76.6	50.4
2. Once	9.1	11.2	6.9	7.3	11.0	12.7	6.8	9.4	7.7	8.8	9.3	5.7	9.5	12.2	14.9	25.7
3. Twice	2.7	3.4	2.0	2.0	3.8	4.4	1.1	2.8	2.7	2.2	4.1	1.3	3.3	4.6	4.4	13.4
4. 3 or 4 times	1.4	1.6	1.3	1.0	1.1	1.9	1.1	1.0	2.2	0.9	2.2	0.9	2.5	1.4	1.1	2.2
5. 5 or more times	1.2	1.2	0.8	0.8	1.2	0.3	1.3	1.2	2.0	0.6	3.0	0.7	0.8	-	2.9	8.3
<i>Item 6540 Subject B07, C01, S01</i>	<i>N</i> 2495	1117	1228	1543	300	474	534	955	532	1892	456	1264	538	228	371	36
A19D: Taken part in a fight where a group of your friends were against another group																
1. Not at all	82.5	80.9	85.2	84.8	77.9	81.8	83.6	83.2	80.9	84.4	78.7	90.2	79.3	79.1	71.1	42.1
2. Once	9.6	10.0	8.3	9.2	9.7	9.0	9.9	9.1	10.6	9.5	8.5	5.9	10.9	13.7	14.9	16.3
3. Twice	3.5	4.5	2.7	3.0	4.0	3.8	3.7	3.5	3.0	2.9	4.3	1.5	5.5	3.3	6.6	12.3
4. 3 or 4 times	2.1	2.1	2.4	1.9	3.5	2.8	1.3	1.8	2.9	1.7	3.6	1.4	1.6	2.9	3.8	8.3
5. 5 or more times	2.3	2.5	1.4	1.1	5.0	2.6	1.4	2.4	2.6	1.5	4.9	0.9	2.7	1.0	3.7	21.0
<i>Item 6550 Subject S01</i>	<i>N</i> 2490	1113	1227	1544	297	472	533	953	532	1891	456	1261	536	228	371	36
A19E: Hurt someone badly enough to need bandages or a doctor																
1. Not at all	86.6	80.7	92.9	87.5	84.5	85.5	89.8	85.2	86.6	88.7	82.2	93.0	85.6	83.5	74.1	53.9
2. Once	7.6	10.4	4.9	7.3	8.9	8.2	5.2	9.2	6.8	7.2	7.8	4.1	9.1	12.4	12.5	20.2
3. Twice	3.2	5.2	1.1	3.0	3.1	3.7	2.1	3.2	3.7	2.3	4.9	1.6	2.7	1.8	8.6	9.2
4. 3 or 4 times	1.0	1.5	0.5	1.0	1.1	1.1	0.7	1.1	1.0	0.7	1.4	0.6	1.2	0.7	1.4	4.8
5. 5 or more times	1.7	2.2	0.6	1.2	2.3	1.6	2.1	1.3	2.0	1.1	3.7	0.8	1.4	1.6	3.4	11.8
<i>Item 6560 Subject S01</i>	<i>N</i> 2491	1111	1230	1546	299	473	534	956	527	1890	455	1264	535	228	371	36

MONITORING THE FUTURE

QUESTIONNAIRE FORM 2 2007	TOTAL	SEX		RACE		REGION				COLLEGE PLANS?		ILLICIT DRUG USE: LIFETIME				
		M	F	White	Black	NE	NC	S	W	Yes	No	None	Mari- juana Only	Few Pills	More Pills	Any Her- oin
<i>N (Weighted No. of Cases):</i>	2522	1124	1231	1554	300	485	538	962	536	1900	458	1266	540	231	374	36
<i>% of Weighted Total:</i>	100.0	44.6	48.8	61.6	11.9	19.2	21.3	38.2	21.3	75.3	18.2	50.2	21.4	9.1	14.8	1.4
A19F: Used a knife or gun or some other thing (like a club) to get something from a person																
1. Not at all	96.4	95.1	98.3	97.6	91.8	95.1	97.0	96.0	97.7	97.5	92.9	98.3	95.5	96.9	93.9	76.6
2. Once	1.3	1.4	0.7	0.8	3.4	1.5	1.1	1.7	0.5	1.0	1.7	0.8	1.5	1.1	1.9	-
3. Twice	0.7	1.3	0.2	0.4	1.6	0.9	0.4	0.8	0.4	0.5	1.4	0.2	1.0	0.3	1.4	4.9
4. 3 or 4 times	0.5	0.6	0.4	0.4	1.1	1.2	0.4	0.5	0.1	0.3	1.4	0.3	0.8	0.4	0.5	7.4
5. 5 or more times	1.1	1.7	0.4	0.8	2.1	1.3	1.1	0.9	1.4	0.7	2.6	0.4	1.2	1.4	2.3	11.1
<i>Item 6570 Subject S01</i>	<i>N</i> 2495	1115	1229	1546	298	472	534	957	532	1895	456	1264	537	228	371	36
A19G: Taken something not belonging to you worth under \$50																
1. Not at all	73.5	68.0	79.8	73.4	73.9	70.1	71.0	75.6	75.1	75.5	67.7	83.8	70.8	69.5	51.9	32.2
2. Once	12.3	13.5	10.6	12.2	13.0	12.6	13.7	12.7	9.9	11.3	15.3	8.6	14.0	14.4	18.2	19.8
3. Twice	6.0	7.8	4.6	5.9	4.6	8.3	7.4	4.5	5.4	5.6	6.4	3.6	8.0	10.5	7.2	22.1
4. 3 or 4 times	3.5	4.8	2.3	3.9	4.5	4.3	3.7	3.3	3.1	3.6	4.0	2.4	3.4	1.8	7.6	7.2
5. 5 or more times	4.7	5.9	2.8	4.6	4.0	4.7	4.2	4.0	6.5	4.0	6.7	1.6	3.9	3.8	15.1	18.7
<i>Item 6580 Subject S01</i>	<i>N</i> 2490	1113	1227	1543	300	472	535	954	529	1888	456	1262	535	228	371	36
A19H: Taken something not belonging to you worth over \$50																
1. Not at all	89.5	85.4	93.8	91.2	89.9	85.9	92.2	90.3	88.3	90.9	86.6	96.6	86.5	89.3	76.2	55.1
2. Once	4.5	6.6	2.7	3.6	4.8	6.0	2.9	4.5	5.0	4.3	4.1	1.8	7.3	5.5	8.1	7.1
3. Twice	2.7	4.4	0.8	2.6	1.4	4.8	1.4	2.5	2.6	2.2	3.4	0.7	2.4	2.6	7.3	15.7
4. 3 or 4 times	1.5	1.6	1.1	1.1	2.2	1.2	2.1	1.3	1.7	1.2	2.6	0.5	2.3	1.3	3.5	-
5. 5 or more times	1.8	2.0	1.6	1.4	1.7	2.0	1.5	1.5	2.4	1.3	3.3	0.4	1.7	1.3	4.9	22.2
<i>Item 6590 Subject S01</i>	<i>N</i> 2488	1111	1227	1542	300	472	533	955	528	1890	454	1261	536	227	370	36
A19I: Taken something from a store without paying for it																
1. Not at all	73.5	72.9	75.7	75.5	66.9	66.7	72.5	75.2	77.5	76.4	67.7	87.8	63.6	66.6	50.9	27.3
2. Once	10.9	9.8	11.0	10.3	15.7	13.5	11.7	9.9	9.6	9.8	11.3	6.4	14.4	16.8	13.8	25.0
3. Twice	5.4	5.9	5.5	4.9	8.5	6.2	5.2	5.9	4.1	5.3	6.0	2.8	7.6	6.2	10.6	15.3
4. 3 or 4 times	4.7	5.5	3.6	4.1	4.1	5.6	5.4	4.6	3.5	3.9	7.2	1.7	7.0	4.1	10.9	11.4
5. 5 or more times	5.4	6.0	4.2	5.2	4.7	7.9	5.2	4.4	5.3	4.5	7.8	1.4	7.6	6.2	13.7	21.1
<i>Item 6600 Subject S01</i>	<i>N</i> 2486	1110	1227	1541	300	473	535	955	523	1885	455	1259	536	228	369	36
A19J: Taken a car that didn't belong to someone in your family without permission of the owner																
1. Not at all	94.5	93.5	96.3	96.0	92.7	92.9	94.7	95.1	94.4	95.8	90.5	97.7	94.2	94.9	87.5	69.6
2. Once	2.9	3.5	2.2	2.7	1.9	4.2	3.3	2.3	2.7	2.3	5.3	1.1	3.7	3.5	5.7	15.4
3. Twice	1.0	1.5	0.5	0.7	2.9	2.0	1.1	0.9	0.4	0.9	1.7	0.5	1.3	0.1	2.0	9.9
4. 3 or 4 times	0.5	0.4	0.5	0.2	1.2	0.2	0.6	0.7	0.6	0.5	0.4	0.5	0.4	0.1	1.1	2.3
5. 5 or more times	1.0	1.1	0.4	0.4	1.2	0.8	0.4	1.0	1.9	0.5	2.1	0.2	0.3	1.5	3.8	2.9
<i>Item 6610 Subject S01</i>	<i>N</i> 2494	1118	1229	1547	300	473	534	956	532	1894	455	1266	537	228	369	36
A19K: Taken part of a car without permission of the owner																
1. Not at all	95.5	93.4	98.1	96.8	93.4	94.0	96.3	95.0	96.7	96.6	91.3	98.3	95.4	96.1	89.2	74.7
2. Once	1.9	3.0	0.9	1.7	2.6	2.5	1.8	1.9	1.3	1.4	4.1	1.0	1.5	2.6	4.7	5.5
3. Twice	1.1	1.6	0.6	0.9	1.4	1.7	0.5	1.4	0.8	0.9	1.8	0.5	1.2	0.3	2.2	9.5
4. 3 or 4 times	0.5	0.6	-	0.3	1.3	1.6	0.1	0.4	-	0.4	0.8	-	1.2	0.3	0.8	2.2
5. 5 or more times	1.0	1.4	0.3	0.4	1.2	0.2	1.2	1.3	1.3	0.6	2.1	0.2	0.7	0.7	3.2	8.1
<i>Item 6620 Subject S01</i>	<i>N</i> 2488	1114	1225	1541	297	471	533	954	530	1889	454	1261	536	228	370	36
A19L: Gone into some house or building when you weren't supposed to be there																
1. Not at all	76.3	71.1	81.9	74.8	78.1	73.7	78.8	75.1	78.1	76.9	75.5	84.9	75.3	73.3	55.9	44.5
2. Once	11.4	13.4	9.0	13.0	9.7	10.9	8.9	13.1	11.5	11.4	11.2	9.2	12.8	12.7	15.4	7.2
3. Twice	5.9	7.8	4.3	6.4	5.5	7.4	6.5	5.7	4.2	5.4	7.4	3.2	5.8	7.2	13.1	24.5
4. 3 or 4 times	3.1	3.3	2.9	3.0	2.9	3.7	3.4	2.9	2.8	3.3	2.5	1.6	1.9	2.9	9.0	7.2
5. 5 or more times	3.3	4.4	1.8	2.8	3.7	4.3	2.3	3.2	3.5	3.0	3.4	1.1	4.2	3.9	6.7	16.5
<i>Item 6630 Subject S01</i>	<i>N</i> 2485	1110	1227	1543	300	470	535	953	526	1887	455	1259	535	228	370	35

DESCRIPTIVE RESULTS: 2007

113

QUESTIONNAIRE FORM 2 2007	TOTAL	SEX		RACE		REGION				COLLEGE PLANS?		ILLICIT DRUG USE: LIFETIME					
		M	F	White	Black	NE	NC	S	W	Yes	No	None	Mari- juana Only	Few Pills	More Pills	Any Her- oin	
<i>N (Weighted No. of Cases):</i>	2522	1124	1231	1554	300	485	538	962	536	1900	458	1266	540	231	374	36	
<i>% of Weighted Total:</i>	100.0	44.6	48.8	61.6	11.9	19.2	21.3	38.2	21.3	75.3	18.2	50.2	21.4	9.1	14.8	1.4	
A19M: Set fire to someone's property on purpose																	
1. Not at all	97.0	95.7	98.8	97.4	97.7	95.9	98.0	96.8	97.4	98.0	94.5	98.9	97.2	97.8	92.4	80.5	
2. Once	1.1	1.8	0.3	1.3	0.2	3.0	0.3	0.9	0.7	0.6	3.3	0.4	1.2	1.1	3.0	7.3	
3. Twice	0.8	1.1	0.5	0.5	1.9	0.7	0.4	1.3	0.4	0.8	0.9	0.4	1.1	0.1	1.8	4.9	
4. 3 or 4 times	0.4	0.8	*	0.2	0.2	0.3	0.7	0.3	0.4	0.2	0.5	0.2	-	0.7	1.1	2.2	
5. 5 or more times	0.6	0.6	0.3	0.5	-	0.1	0.6	0.7	1.0	0.3	0.9	0.1	0.5	0.3	1.7	5.2	
<i>Item 6640 Subject S01</i>	<i>N</i>	<i>2496</i>	<i>1118</i>	<i>1229</i>	<i>1546</i>	<i>300</i>	<i>473</i>	<i>535</i>	<i>956</i>	<i>532</i>	<i>1894</i>	<i>456</i>	<i>1265</i>	<i>538</i>	<i>228</i>	<i>371</i>	<i>36</i>
A19N: Damaged school property on purpose																	
1. Not at all	88.7	83.3	94.7	88.5	92.7	87.0	89.8	88.5	89.5	90.2	85.3	93.8	89.1	87.2	74.8	52.7	
2. Once	6.0	8.2	3.4	6.4	2.3	6.4	5.7	6.7	4.4	5.5	7.3	3.8	7.6	8.0	10.5	5.4	
3. Twice	2.6	3.8	1.2	2.4	2.6	4.3	1.8	2.1	2.5	2.5	1.8	1.2	2.4	3.3	5.9	10.0	
4. 3 or 4 times	1.3	2.4	0.3	1.7	0.8	0.7	1.8	1.0	1.8	0.9	2.3	0.7	0.1	0.6	4.1	12.8	
5. 5 or more times	1.5	2.3	0.4	1.1	1.7	1.6	1.0	1.7	1.7	0.9	3.3	0.5	0.8	0.9	4.7	19.1	
<i>Item 6650 Subject B07, S01</i>	<i>N</i>	<i>2490</i>	<i>1112</i>	<i>1229</i>	<i>1545</i>	<i>300</i>	<i>473</i>	<i>533</i>	<i>955</i>	<i>529</i>	<i>1890</i>	<i>455</i>	<i>1262</i>	<i>536</i>	<i>227</i>	<i>371</i>	<i>36</i>
A19O: Damaged property at work on purpose																	
1. Not at all	94.4	91.5	97.4	95.0	94.6	94.2	94.6	93.9	95.4	95.5	92.0	97.2	94.8	95.1	87.4	69.1	
2. Once	3.0	4.3	1.8	2.6	4.3	2.2	2.8	3.7	2.6	2.7	4.0	1.9	3.1	3.1	6.0	7.4	
3. Twice	1.1	1.8	0.3	1.2	0.5	2.4	0.4	1.1	0.4	0.6	2.4	0.4	0.9	0.8	2.2	12.2	
4. 3 or 4 times	0.3	0.5	0.2	0.3	0.2	0.3	0.6	0.2	0.2	0.3	*	0.1	0.2	0.1	0.7	4.1	
5. 5 or more times	1.2	1.9	0.3	0.8	0.5	0.9	1.5	1.1	1.3	1.0	1.5	0.4	1.0	1.0	3.7	7.2	
<i>Item 6660 Subject C01, S01</i>	<i>N</i>	<i>2486</i>	<i>1114</i>	<i>1226</i>	<i>1542</i>	<i>300</i>	<i>473</i>	<i>535</i>	<i>950</i>	<i>528</i>	<i>1886</i>	<i>456</i>	<i>1259</i>	<i>534</i>	<i>228</i>	<i>371</i>	<i>36</i>
A19P: Been arrested and taken to a police station																	
1. Not at all	92.1	88.6	95.4	93.4	87.0	90.0	91.9	92.6	93.2	93.9	86.7	96.9	90.0	91.9	81.5	78.0	
2. Once	5.2	7.2	3.6	4.5	8.3	6.1	5.5	5.1	4.5	4.2	7.8	2.0	7.7	7.3	10.5	6.7	
3. Twice	1.5	2.6	0.5	1.3	2.7	2.9	1.5	1.3	0.6	0.9	4.0	0.7	1.2	0.8	3.6	12.4	
4. 3 or 4 times	0.7	0.9	0.2	0.6	0.8	0.8	0.9	0.4	0.9	0.5	1.0	0.2	1.0	-	2.2	-	
5. 5 or more times	0.5	0.7	0.3	0.2	1.1	0.3	0.3	0.6	0.9	0.5	0.5	0.2	0.1	-	2.3	2.9	
<i>Item 25880 Subject S01</i>	<i>N</i>	<i>2491</i>	<i>1115</i>	<i>1228</i>	<i>1542</i>	<i>300</i>	<i>473</i>	<i>534</i>	<i>953</i>	<i>532</i>	<i>1892</i>	<i>454</i>	<i>1264</i>	<i>538</i>	<i>228</i>	<i>370</i>	<i>36</i>
A20: The next questions are about some things which may have happened TO YOU.																	
During the LAST 12 MONTHS, how often . . .																	
A20A: Has something of yours (worth under \$50) been stolen?																	
1. Not at all	60.4	58.1	64.0	63.0	54.8	58.2	63.5	61.7	56.7	60.8	61.1	65.4	61.7	50.0	50.2	40.5	
2. Once	24.5	25.1	22.2	23.0	24.0	24.4	21.9	23.2	29.4	23.5	25.6	22.2	24.8	31.9	23.8	38.0	
3. Twice	8.7	9.5	8.3	7.8	11.0	10.7	8.0	8.9	7.4	8.8	7.8	7.7	6.9	9.9	13.7	17.1	
4. 3 or 4 times	4.4	5.6	3.5	4.4	6.6	4.4	4.8	4.0	4.8	4.7	3.9	3.1	4.4	5.7	8.6	4.4	
5. 5 or more times	2.1	1.7	2.0	1.7	3.6	2.5	1.9	2.2	1.7	2.2	1.6	1.6	2.1	2.6	3.7	-	
<i>Item 6680 Subject S03</i>	<i>N</i>	<i>2487</i>	<i>1110</i>	<i>1228</i>	<i>1542</i>	<i>297</i>	<i>469</i>	<i>531</i>	<i>955</i>	<i>532</i>	<i>1888</i>	<i>454</i>	<i>1265</i>	<i>535</i>	<i>226</i>	<i>368</i>	<i>36</i>
A20B: Has something of yours (worth over \$50) been stolen?																	
1. Not at all	72.9	72.4	74.1	78.0	65.3	71.5	78.9	73.8	66.4	73.5	72.3	76.6	72.3	65.0	67.3	58.3	
2. Once	18.7	18.4	18.2	15.4	24.1	16.6	15.8	18.9	23.1	18.4	19.3	16.1	21.5	22.1	21.7	26.7	
3. Twice	5.3	6.6	4.3	4.3	8.4	8.9	2.8	4.7	5.7	5.4	5.0	5.1	2.9	9.0	6.1	11.8	
4. 3 or 4 times	2.3	2.1	2.6	2.1	1.8	1.9	1.9	2.0	3.5	2.0	2.2	1.8	2.0	2.3	3.6	3.2	
5. 5 or more times	0.9	0.5	0.9	0.2	0.5	1.1	0.6	0.7	1.2	0.7	1.3	0.4	1.2	1.6	1.2	-	
<i>Item 6690 Subject S03</i>	<i>N</i>	<i>2487</i>	<i>1108</i>	<i>1229</i>	<i>1542</i>	<i>297</i>	<i>470</i>	<i>531</i>	<i>954</i>	<i>532</i>	<i>1888</i>	<i>454</i>	<i>1265</i>	<i>535</i>	<i>227</i>	<i>368</i>	<i>36</i>
A20C: Has someone deliberately damaged your property (your car, clothing, etc.)?																	
1. Not at all	70.6	67.0	73.7	71.1	73.5	70.7	73.8	71.3	66.1	70.8	67.8	75.7	69.6	60.1	61.6	65.2	
2. Once	18.3	20.2	16.4	19.3	14.7	15.2	18.3	18.9	19.7	18.8	18.2	15.9	18.6	24.0	23.0	19.1	
3. Twice	6.9	7.8	6.3	6.4	7.8	8.5	5.6	6.4	7.7	6.4	8.3	5.3	7.9	9.7	8.7	12.7	
4. 3 or 4 times	3.1	3.3	3.2	2.5	3.9	3.0	1.6	3.0	5.2	3.3	3.0	2.2	3.1	5.0	5.3	3.0	
5. 5 or more times	1.1	1.7	0.4	0.8	0.2	2.6	0.7	0.5	1.3	0.7	2.7	0.9	0.9	1.3	1.5	-	
<i>Item 6700 Subject S03</i>	<i>N</i>	<i>2485</i>	<i>1107</i>	<i>1230</i>	<i>1539</i>	<i>298</i>	<i>469</i>	<i>533</i>	<i>953</i>	<i>530</i>	<i>1887</i>	<i>454</i>	<i>1262</i>	<i>536</i>	<i>227</i>	<i>368</i>	<i>36</i>

*=less than .05 percent.

MONITORING THE FUTURE

QUESTIONNAIRE FORM 2 2007	TOTAL	SEX		RACE		REGION				COLLEGE PLANS?		ILLICIT DRUG USE: LIFETIME					
		M	F	White	Black	NE	NC	S	W	Yes	No	None	Mari- juana Only	Few Pills	More Pills	Any Her- oin	
<i>N (Weighted No. of Cases):</i>	2522	1124	1231	1554	300	485	538	962	536	1900	458	1266	540	231	374	36	
<i>% of Weighted Total:</i>	100.0	44.6	48.8	61.6	11.9	19.2	21.3	38.2	21.3	75.3	18.2	50.2	21.4	9.1	14.8	1.4	
A20D: Has someone injured you with a weapon (like a knife, gun, or club)?																	
1. Not at all	94.2	92.2	96.9	95.3	93.5	91.7	95.6	95.0	93.8	95.4	91.1	96.7	94.9	94.0	88.9	71.2	
2. Once	3.7	4.5	2.5	3.5	2.4	6.2	2.2	3.2	4.1	3.1	5.1	2.4	2.8	5.7	6.5	13.9	
3. Twice	0.9	1.7	0.2	0.6	1.5	1.3	1.1	0.6	1.0	0.5	2.3	0.1	1.1	0.2	3.0	7.6	
4. 3 or 4 times	0.6	0.9	0.3	0.4	1.6	0.4	0.9	0.7	0.3	0.6	0.5	0.6	0.7	-	0.1	5.0	
5. 5 or more times	0.5	0.6	*	0.2	1.2	0.5	0.2	0.5	0.9	0.4	1.0	0.2	0.3	0.1	1.5	2.2	
<i>Item 6710 Subject S03</i>	<i>N</i>	<i>2481</i>	<i>1107</i>	<i>1226</i>	<i>1542</i>	<i>293</i>	<i>465</i>	<i>532</i>	<i>952</i>	<i>532</i>	<i>1885</i>	<i>453</i>	<i>1261</i>	<i>534</i>	<i>227</i>	<i>367</i>	<i>36</i>
A20E: Has someone threatened you with a weapon, but not actually injured you?																	
1. Not at all	82.7	79.6	86.9	85.0	75.7	80.0	85.6	81.5	84.4	85.1	76.4	90.8	79.9	77.2	68.6	43.4	
2. Once	9.3	10.2	7.7	9.0	14.5	9.3	9.5	10.7	6.7	8.4	12.5	5.6	11.7	11.5	13.6	31.2	
3. Twice	4.5	5.2	3.7	3.5	5.9	6.8	3.4	3.9	4.6	3.8	5.8	2.0	5.2	6.8	9.7	6.3	
4. 3 or 4 times	1.7	2.1	1.0	1.3	1.8	1.7	0.8	1.6	2.6	1.2	3.0	0.9	0.9	2.7	4.1	9.1	
5. 5 or more times	1.8	3.0	0.7	1.2	2.1	2.2	0.7	2.2	1.8	1.5	2.3	0.7	2.2	1.7	3.9	9.9	
<i>Item 6720 Subject S03</i>	<i>N</i>	<i>2481</i>	<i>1106</i>	<i>1228</i>	<i>1541</i>	<i>296</i>	<i>468</i>	<i>530</i>	<i>951</i>	<i>532</i>	<i>1884</i>	<i>454</i>	<i>1263</i>	<i>536</i>	<i>227</i>	<i>367</i>	<i>36</i>
A20F: Has someone injured you on purpose without using a weapon?																	
1. Not at all	82.5	81.7	83.4	83.5	84.1	77.0	84.2	84.2	82.5	83.7	81.0	88.0	81.7	81.1	68.4	64.2	
2. Once	9.2	9.5	8.9	8.3	9.0	13.3	8.3	8.7	7.3	8.9	8.1	6.3	9.5	12.3	16.9	10.8	
3. Twice	3.8	4.3	3.5	3.8	4.5	6.0	3.3	3.3	3.3	3.5	4.1	2.3	3.7	3.1	7.9	7.3	
4. 3 or 4 times	2.0	2.0	2.2	2.1	0.5	1.1	2.8	1.9	2.1	1.9	3.0	1.6	2.7	0.5	3.4	4.3	
5. 5 or more times	2.5	2.6	2.0	2.2	1.9	2.6	1.3	1.9	4.8	2.0	3.9	1.8	2.3	3.0	3.5	13.5	
<i>Item 6730 Subject S03</i>	<i>N</i>	<i>2484</i>	<i>1108</i>	<i>1228</i>	<i>1542</i>	<i>295</i>	<i>470</i>	<i>530</i>	<i>952</i>	<i>532</i>	<i>1887</i>	<i>454</i>	<i>1263</i>	<i>536</i>	<i>227</i>	<i>368</i>	<i>36</i>
A20G: Has an unarmed person threatened you with injury, but not actually injured you?																	
1. Not at all	73.9	69.5	78.8	73.7	73.0	73.3	74.8	74.5	72.5	75.2	71.1	81.5	72.7	64.3	60.6	34.1	
2. Once	12.3	12.2	11.5	12.1	13.6	13.6	12.7	11.6	11.8	11.3	15.6	9.6	12.4	18.9	15.3	16.8	
3. Twice	5.4	6.6	4.6	5.9	4.4	5.5	5.8	5.2	5.2	5.8	3.6	3.6	6.0	8.9	7.3	19.1	
4. 3 or 4 times	3.6	4.4	2.9	3.6	4.2	3.1	4.0	3.6	3.8	3.7	2.3	3.1	3.2	3.3	6.8	1.3	
5. 5 or more times	4.8	7.3	2.1	4.8	4.8	4.6	2.6	5.1	6.7	4.0	7.5	2.1	5.6	4.7	10.0	28.7	
<i>Item 6740 Subject S03</i>	<i>N</i>	<i>2482</i>	<i>1107</i>	<i>1227</i>	<i>1541</i>	<i>293</i>	<i>466</i>	<i>531</i>	<i>953</i>	<i>532</i>	<i>1886</i>	<i>454</i>	<i>1262</i>	<i>533</i>	<i>227</i>	<i>368</i>	<i>36</i>
The following questions concern cigarettes, alcohol, and a number of other drugs.																	
A21: How difficult do you think it would be for you to get each of the following types of drugs, if you wanted some?																	
A21A: Marijuana (pot, weed)																	
1. Probably impossible	6.2	5.5	6.2	3.6	13.1	2.4	5.9	8.8	4.9	5.0	9.7	10.5	1.5	2.2	0.6	-	
2. Very difficult	3.0	3.0	3.1	2.8	4.2	2.3	3.3	3.4	2.7	3.2	2.4	5.2	0.3	1.4	0.4	2.3	
3. Fairly difficult	6.9	6.5	7.4	6.8	3.9	6.8	8.5	4.7	9.2	6.8	6.5	10.7	4.2	3.4	0.5	2.0	
4. Fairly easy	26.6	26.5	27.3	28.6	17.4	26.8	29.3	25.0	26.6	28.2	22.4	36.0	18.4	19.4	14.9	10.1	
5. Very easy	57.3	58.5	55.9	58.1	61.4	61.6	52.9	58.1	56.5	56.7	58.9	37.7	75.6	73.6	83.6	85.7	
<i>Item 6750 Subject A03a</i>	<i>N</i>	<i>2470</i>	<i>1112</i>	<i>1217</i>	<i>1534</i>	<i>296</i>	<i>468</i>	<i>528</i>	<i>947</i>	<i>528</i>	<i>1882</i>	<i>453</i>	<i>1252</i>	<i>536</i>	<i>228</i>	<i>364</i>	<i>36</i>
A21B: LSD																	
1. Probably impossible	21.8	20.4	22.8	15.3	42.7	21.2	21.4	24.5	17.9	20.0	28.1	26.8	21.8	15.5	9.7	1.7	
2. Very difficult	18.7	20.5	17.4	20.4	14.2	20.4	20.1	17.7	17.4	19.4	16.3	19.8	17.4	19.1	16.9	11.5	
3. Fairly difficult	30.8	31.7	30.6	35.0	17.9	30.2	33.8	29.2	31.3	32.3	26.4	29.1	31.6	36.7	33.6	32.7	
4. Fairly easy	20.9	17.8	23.7	21.8	17.5	20.5	19.7	19.4	25.4	21.3	19.0	19.3	21.2	24.1	23.6	26.6	
5. Very easy	7.8	9.5	5.6	7.4	7.7	7.7	5.0	9.3	8.0	7.0	10.2	5.0	8.0	4.7	16.1	27.5	
<i>Item 6760 Subject A03a</i>	<i>N</i>	<i>2420</i>	<i>1090</i>	<i>1191</i>	<i>1517</i>	<i>281</i>	<i>453</i>	<i>520</i>	<i>927</i>	<i>520</i>	<i>1843</i>	<i>444</i>	<i>1222</i>	<i>527</i>	<i>225</i>	<i>357</i>	<i>36</i>
A21C: Some other hallucinogen (mescaline, peyote, "shrooms" or psilocybin, PCP, etc.)																	
1. Probably impossible	17.5	14.3	20.0	10.7	41.8	15.4	18.0	21.5	11.9	16.0	22.5	23.9	15.1	9.9	4.8	3.1	
2. Very difficult	15.8	18.0	14.4	17.0	14.3	19.5	16.5	14.3	14.8	16.5	12.2	19.1	14.3	10.4	10.3	2.3	
3. Fairly difficult	23.0	25.6	21.2	25.6	15.2	22.3	24.5	21.7	24.4	23.0	25.3	23.6	21.7	27.1	21.6	25.4	
4. Fairly easy	27.7	24.3	31.6	30.8	16.4	28.7	29.6	23.7	32.2	29.3	23.3	24.1	30.7	33.6	33.7	23.1	
5. Very easy	16.0	17.8	12.8	15.9	12.3	14.0	11.5	18.9	16.8	15.2	16.7	9.3	18.1	18.9	29.6	46.0	
<i>Item 6770 Subject A03a</i>	<i>N</i>	<i>2442</i>	<i>1100</i>	<i>1203</i>	<i>1526</i>	<i>287</i>	<i>456</i>	<i>523</i>	<i>937</i>	<i>526</i>	<i>1854</i>	<i>452</i>	<i>1231</i>	<i>531</i>	<i>227</i>	<i>365</i>	<i>35</i>

* = less than .05 percent.

QUESTIONNAIRE FORM 2 2007	TOTAL	SEX		RACE		REGION				COLLEGE PLANS?		ILLICIT DRUG USE: LIFETIME				
		M	F	White	Black	NE	NC	S	W	Yes	No	None	Mari- juana Only	Few Pills	More Pills	Any Her- oin
<i>N (Weighted No. of Cases):</i>	2522	1124	1231	1554	300	485	538	962	536	1900	458	1266	540	231	374	36
<i>% of Weighted Total:</i>	100.0	44.6	48.8	61.6	11.9	19.2	21.3	38.2	21.3	75.3	18.2	50.2	21.4	9.1	14.8	1.4
A21D: Amphetamines (uppers, pep pills, bennies, speed)																
1. Probably impossible	15.9	13.9	16.9	10.6	35.0	14.8	15.6	19.3	10.8	14.1	22.3	21.9	14.1	7.8	3.5	5.3
2. Very difficult	13.8	17.1	11.3	13.8	10.1	15.2	13.1	11.7	16.9	14.5	9.7	16.3	12.8	15.0	6.3	-
3. Fairly difficult	20.8	22.0	20.8	21.7	15.2	23.5	23.7	16.1	23.7	21.9	17.3	22.9	22.7	17.7	13.6	18.3
4. Fairly easy	27.7	24.4	30.5	30.6	22.3	27.0	29.1	25.5	30.7	28.2	24.9	25.8	26.9	38.9	29.9	12.4
5. Very easy	22.0	22.6	20.6	23.2	17.3	19.5	18.4	27.4	17.9	21.3	25.7	13.2	23.5	20.6	46.7	64.0
<i>Item 6780 Subject A03a</i>	<i>N 2440</i>	<i>1096</i>	<i>1205</i>	<i>1522</i>	<i>290</i>	<i>458</i>	<i>519</i>	<i>941</i>	<i>522</i>	<i>1856</i>	<i>448</i>	<i>1230</i>	<i>528</i>	<i>228</i>	<i>364</i>	<i>36</i>
A21E: Sedatives/barbiturates (downers)																
1. Probably impossible	18.7	17.6	19.0	11.4	44.0	18.4	18.3	20.9	15.2	16.9	24.0	23.9	20.1	8.9	5.8	-
2. Very difficult	16.8	19.5	15.5	17.9	12.0	19.8	15.7	14.1	20.4	17.4	14.6	18.3	19.6	16.2	8.6	6.1
3. Fairly difficult	22.8	22.3	23.9	23.9	16.4	24.9	26.4	19.4	23.3	24.0	20.2	24.8	22.0	24.5	17.4	10.0
4. Fairly easy	23.5	22.3	24.7	27.4	14.3	21.0	25.3	23.2	24.4	24.1	20.5	21.3	22.0	29.4	30.6	22.9
5. Very easy	18.2	18.4	16.9	19.4	13.2	15.9	14.2	22.4	16.8	17.6	20.7	11.8	16.2	21.1	37.5	61.1
<i>Item 6795 Subject A03a</i>	<i>N 2431</i>	<i>1096</i>	<i>1200</i>	<i>1519</i>	<i>287</i>	<i>452</i>	<i>521</i>	<i>938</i>	<i>521</i>	<i>1849</i>	<i>449</i>	<i>1231</i>	<i>524</i>	<i>226</i>	<i>363</i>	<i>35</i>
A21F: Tranquilizers																
1. Probably impossible	27.3	26.2	27.6	20.7	53.0	29.0	24.9	30.2	22.9	25.9	31.4	30.1	32.7	18.7	15.6	6.3
2. Very difficult	24.2	26.7	23.2	27.4	15.2	26.3	27.2	21.6	24.0	25.0	21.9	24.5	22.2	28.3	23.3	31.2
3. Fairly difficult	24.9	23.9	25.9	28.1	14.0	21.4	27.5	24.1	27.1	25.8	21.4	24.8	24.5	25.1	26.1	32.8
4. Fairly easy	14.6	13.4	15.9	15.7	9.7	15.7	15.0	12.3	17.6	14.9	14.2	14.7	11.7	19.2	16.3	15.9
5. Very easy	9.0	9.8	7.4	8.1	8.1	7.6	5.4	11.8	8.5	8.4	11.2	5.9	8.8	8.7	18.7	13.7
<i>Item 6800 Subject A03a</i>	<i>N 2433</i>	<i>1095</i>	<i>1204</i>	<i>1520</i>	<i>286</i>	<i>455</i>	<i>517</i>	<i>937</i>	<i>524</i>	<i>1848</i>	<i>451</i>	<i>1229</i>	<i>528</i>	<i>227</i>	<i>362</i>	<i>36</i>
A21G: Cocaine																
1. Probably impossible	17.1	16.2	17.5	12.8	29.5	14.8	16.6	18.5	17.2	16.2	21.5	22.8	15.5	13.2	3.4	2.3
2. Very difficult	15.0	17.9	13.3	17.7	8.2	13.5	19.6	13.6	14.0	16.0	10.3	19.6	14.1	9.7	4.9	6.0
3. Fairly difficult	20.9	20.1	21.0	22.7	15.3	21.6	22.9	19.2	21.1	21.8	18.8	20.9	21.9	24.6	19.6	4.1
4. Fairly easy	25.6	24.1	27.2	27.5	22.1	26.5	25.6	22.5	30.1	26.1	24.0	23.8	24.1	29.2	30.7	28.8
5. Very easy	21.5	21.8	21.0	19.3	24.9	23.5	15.3	26.2	17.4	19.9	25.4	12.8	24.4	23.2	41.4	58.9
<i>Item 6810 Subject A03a</i>	<i>N 2446</i>	<i>1104</i>	<i>1206</i>	<i>1520</i>	<i>293</i>	<i>456</i>	<i>522</i>	<i>942</i>	<i>527</i>	<i>1862</i>	<i>449</i>	<i>1234</i>	<i>533</i>	<i>228</i>	<i>364</i>	<i>36</i>
A21H: Heroin																
1. Probably impossible	24.6	24.0	24.8	21.2	36.0	24.1	25.3	27.5	19.2	23.1	30.5	27.3	24.5	23.6	17.3	-
2. Very difficult	22.1	24.6	20.4	24.9	12.4	20.7	25.8	20.9	21.8	23.1	18.0	22.4	23.2	19.5	22.7	13.1
3. Fairly difficult	23.7	23.5	24.3	26.9	17.1	24.5	22.4	21.8	27.5	24.4	22.4	22.3	22.9	32.6	25.5	14.5
4. Fairly easy	18.3	16.6	19.8	18.4	17.6	18.3	18.7	16.4	21.1	18.9	15.8	19.7	15.2	13.6	19.4	35.9
5. Very easy	11.4	11.3	10.7	8.7	16.9	12.4	7.8	13.5	10.4	10.4	13.4	8.3	14.2	10.7	15.0	36.5
<i>Item 6820 Subject A03a</i>	<i>N 2444</i>	<i>1103</i>	<i>1203</i>	<i>1523</i>	<i>291</i>	<i>458</i>	<i>521</i>	<i>939</i>	<i>526</i>	<i>1859</i>	<i>451</i>	<i>1234</i>	<i>533</i>	<i>226</i>	<i>364</i>	<i>36</i>
A21I: Some other narcotic (methadone, opium, codeine, etc.)																
1. Probably impossible	22.7	21.1	23.4	15.9	42.1	22.8	20.4	25.3	20.3	21.5	27.1	27.9	23.0	17.2	8.4	3.0
2. Very difficult	18.5	21.4	16.3	21.2	9.5	19.6	20.0	16.9	18.9	19.2	16.4	20.3	19.2	21.4	11.4	6.3
3. Fairly difficult	21.4	22.6	21.1	23.6	13.0	22.8	24.4	18.5	22.5	22.1	20.0	21.2	23.7	19.8	19.4	25.1
4. Fairly easy	19.6	17.5	21.6	21.8	17.8	20.0	21.6	18.7	19.1	20.2	16.9	19.9	16.3	20.1	24.5	21.5
5. Very easy	17.7	17.4	17.7	17.4	17.6	14.8	13.6	20.6	19.2	17.0	19.6	10.7	17.9	21.5	36.2	44.1
<i>Item 6830 Subject A03a</i>	<i>N 2442</i>	<i>1101</i>	<i>1205</i>	<i>1525</i>	<i>289</i>	<i>457</i>	<i>523</i>	<i>935</i>	<i>526</i>	<i>1860</i>	<i>450</i>	<i>1233</i>	<i>533</i>	<i>227</i>	<i>364</i>	<i>36</i>
This section asks about a number of different things.																
D01: During the LAST FOUR WEEKS, on how many days (if any) were you . . .																
D01A: Under the influence of alcohol while you were at school?																
1. None	93.6	90.1	96.9	93.4	93.5	90.7	96.0	93.3	93.9	94.8	88.4	99.0	91.1	91.8	83.4	67.8
2. One day	2.5	3.4	1.6	2.8	1.9	3.1	1.9	2.4	2.8	2.2	3.8	0.6	2.4	4.8	7.0	9.6
3. Two days	2.2	4.1	0.5	2.2	2.0	3.3	1.2	2.4	1.7	1.6	4.2	0.2	3.6	2.3	5.4	7.0
4. 3-5 days	0.9	1.2	0.5	0.7	1.4	1.5	0.5	1.4	0.1	0.8	1.6	0.2	1.9	0.6	1.9	3.1
5. 6-9 days	0.4	0.6	0.2	0.4	0.3	0.9	0.1	0.4	0.4	0.3	1.0	-	0.3	-	1.0	12.4
6. 10 or more days	0.5	0.4	0.3	0.4	0.9	0.5	0.3	0.2	1.1	0.3	1.0	*	0.6	0.5	1.3	-
<i>Item 25690 Subject A05c</i>	<i>N 2355</i>	<i>1057</i>	<i>1187</i>	<i>1507</i>	<i>275</i>	<i>419</i>	<i>518</i>	<i>906</i>	<i>511</i>	<i>1864</i>	<i>445</i>	<i>1199</i>	<i>514</i>	<i>224</i>	<i>350</i>	<i>35</i>

* = less than .05 percent.

MONITORING THE FUTURE

QUESTIONNAIRE FORM 2 2007	TOTAL	SEX		RACE		REGION				COLLEGE PLANS?		ILLICIT DRUG USE: LIFETIME				
		M	F	White	Black	NE	NC	S	W	Yes	No	None	Mari- juana Only	Few Pills	More Pills	Any Her- oin
<i>N (Weighted No. of Cases):</i>	2522	1124	1231	1554	300	485	538	962	536	1900	458	1266	540	231	374	36
<i>% of Weighted Total:</i>	100.0	44.6	48.8	61.6	11.9	19.2	21.3	38.2	21.3	75.3	18.2	50.2	21.4	9.1	14.8	1.4
D01B: Under the influence of marijuana or some other illegal drug while you were at school?																
1. None	89.9	86.0	93.9	90.2	89.4	86.0	90.9	91.5	89.4	92.2	81.3	100.0	87.4	88.8	65.6	40.8
2. One day	2.8	3.6	2.2	2.7	2.7	3.3	1.6	2.5	4.1	2.6	3.6	-	5.2	3.9	6.8	15.0
3. Two days	2.7	3.4	1.8	2.3	4.5	3.2	2.6	2.6	2.4	2.1	3.9	-	3.8	3.7	7.5	20.4
4. 3-5 days	1.9	2.4	1.3	1.9	1.0	3.1	2.1	1.4	1.6	1.0	5.3	-	1.8	1.1	7.0	15.1
5. 6-9 days	0.6	1.2	0.2	0.5	0.2	0.6	0.7	0.5	0.8	0.6	0.8	-	0.2	-	3.9	-
6. 10 or more days	2.1	3.4	0.7	2.4	2.2	3.8	2.1	1.5	1.6	1.4	5.1	-	1.5	2.5	9.3	8.7
<i>Item 25700 Subject A05c</i>	<i>N</i> 2354	1057	1186	1506	275	419	518	906	511	1864	445	1199	514	223	350	35
D01C: Smoking cigarettes or using chewing tobacco while you were at school?																
1. None	90.6	86.9	94.2	88.8	96.7	85.5	93.1	91.1	91.3	92.9	81.7	99.3	88.3	86.2	73.1	44.5
2. One day	2.5	3.5	1.7	2.8	0.9	3.7	1.9	2.5	2.2	1.7	6.0	0.4	4.0	4.1	5.8	7.1
3. Two days	1.9	2.7	1.2	2.2	0.2	2.8	1.1	1.9	1.9	1.8	2.5	-	3.1	5.0	3.6	-
4. 3-5 days	1.4	1.9	1.1	1.8	-	2.7	0.6	1.2	1.6	1.1	2.5	-	1.5	0.8	5.4	15.1
5. 6-9 days	0.5	0.7	0.1	0.6	0.4	0.7	0.3	0.5	0.4	0.4	0.6	0.1	0.3	0.5	1.9	3.0
6. 10 or more days	3.1	4.4	1.5	3.8	1.8	4.6	3.1	2.8	2.4	2.1	6.7	0.2	2.9	3.4	10.2	30.3
<i>Item 25710 Subject A05c</i>	<i>N</i> 2354	1058	1186	1506	274	419	518	905	512	1863	445	1198	515	224	350	35
D01D: Carrying a weapon such as a gun, knife, or club to school?																
1. None	95.7	92.9	98.2	95.2	95.6	95.2	97.5	95.2	95.1	97.2	89.2	98.8	96.3	94.4	89.6	65.4
2. One day	1.6	2.7	0.6	1.8	2.1	2.8	0.8	1.1	2.2	1.2	3.1	0.4	1.7	2.7	4.1	6.0
3. Two days	0.6	0.7	0.3	0.6	0.9	0.2	0.1	0.9	0.9	0.3	1.3	0.3	0.5	0.2	1.4	4.5
4. 3-5 days	0.8	1.7	*	1.1	0.2	0.8	0.6	0.8	0.9	0.3	3.0	0.2	0.3	0.7	2.0	11.2
5. 6-9 days	0.1	0.2	*	0.1	0.2	0.2	0.1	0.1	-	*	0.4	*	0.1	-	0.4	-
6. 10 or more days	1.2	1.7	0.8	1.2	1.0	0.8	0.9	1.8	0.8	0.9	2.8	0.3	1.1	2.0	2.5	13.0
<i>Item 25720 Subject B07, S01</i>	<i>N</i> 2344	1050	1184	1499	274	415	516	902	510	1858	442	1195	514	220	347	35
D02: During an average school week, about how many times . . .																
D02A: Do your teachers interrupt the class to deal with student misbehavior or goofing off?																
1. Never	16.5	18.7	14.0	14.1	23.4	13.8	17.7	16.9	16.6	14.8	22.9	17.1	15.9	15.6	13.7	18.4
2. Less than once a week	22.1	18.9	24.8	23.2	16.1	23.5	23.8	19.8	23.0	23.5	16.2	25.6	21.2	20.4	13.3	16.2
3. 1-2 times a week	26.8	25.3	28.7	28.0	21.6	22.2	26.9	26.1	31.4	27.0	25.8	26.5	26.8	26.4	30.2	14.1
4. 3-5 times a week	18.8	18.5	19.4	18.5	22.9	23.9	17.4	20.0	14.0	19.5	16.5	18.2	18.2	22.5	19.3	20.7
5. 6-9 times a week	7.7	7.2	8.0	8.7	5.0	7.9	8.5	8.0	6.3	7.6	8.5	7.0	6.7	8.4	11.3	5.8
6. 10-19 times a week	3.3	4.5	2.2	3.3	2.9	3.4	3.0	3.7	2.9	3.1	3.8	3.0	2.5	2.7	4.8	17.5
7. 20 or more	4.9	7.0	2.9	4.3	8.2	5.2	2.7	5.4	5.8	4.5	6.4	2.5	8.6	3.9	7.4	7.3
<i>Item 25730 Subject B04</i>	<i>N</i> 2347	1053	1184	1501	275	417	517	901	511	1858	444	1196	516	221	347	35
D02B: Does misbehavior or goofing off by other students in your class interfere with your own learning?																
1. Never	38.6	43.8	33.5	37.8	45.6	41.2	39.1	37.8	37.3	37.1	42.0	36.4	37.4	38.6	45.7	50.7
2. Less than once a week	21.6	18.5	24.1	23.2	15.6	19.4	25.3	20.9	20.6	22.4	18.6	24.8	19.2	19.4	16.5	19.6
3. 1-2 times a week	19.3	17.1	21.4	19.7	14.5	15.6	18.6	19.2	22.9	19.3	19.7	20.7	18.6	23.3	14.5	7.9
4. 3-5 times a week	10.8	10.5	11.3	10.4	13.2	12.8	9.2	12.3	8.0	11.4	8.9	10.1	11.4	10.2	12.0	3.4
5. 6-9 times a week	4.5	4.0	5.0	4.3	5.6	3.7	4.8	4.4	5.0	4.5	4.9	4.5	5.3	2.5	4.6	7.9
6. 10-19 times a week	1.8	1.6	2.1	1.8	1.7	3.2	1.0	1.9	1.5	1.8	1.7	1.6	2.0	1.6	1.9	3.1
7. 20 or more	3.5	4.5	2.6	2.8	3.8	4.2	2.1	3.4	4.6	3.4	4.1	1.9	6.0	4.4	4.7	7.3
<i>Item 25740 Subject B04</i>	<i>N</i> 2337	1044	1182	1495	272	416	515	898	509	1851	440	1193	514	220	343	35
D02C: Do you come to class late (after class has begun) without an approved excuse?																
1. Never	46.4	42.3	50.1	46.9	48.3	45.1	50.4	51.3	34.8	45.9	47.0	56.4	40.6	38.7	28.3	32.0
2. Less than once a week	27.9	27.9	27.8	28.2	30.2	27.3	27.9	27.2	29.6	28.7	26.4	26.4	27.9	36.7	28.5	8.8
3. 1-2 times a week	13.8	14.9	13.0	14.0	11.1	13.2	12.8	11.1	19.9	13.8	14.2	11.0	15.0	14.2	20.1	28.2
4. 3-5 times a week	6.9	8.8	5.3	6.2	7.5	7.3	5.7	6.0	9.5	7.2	5.6	4.0	11.4	4.1	11.8	17.1
5. 6-9 times a week	2.1	2.3	2.1	2.2	0.5	2.6	1.6	1.8	2.6	2.0	2.2	0.9	2.1	4.4	4.1	1.6
6. 10-19 times a week	1.1	1.6	0.7	1.1	0.6	2.3	0.4	0.7	1.5	1.2	0.8	0.6	1.5	1.3	2.3	-
7. 20 or more	1.8	2.3	1.1	1.4	1.9	2.3	1.2	1.8	2.1	1.3	3.8	0.8	1.5	0.6	4.9	12.4
<i>Item 25750 Subject B06</i>	<i>N</i> 2336	1046	1179	1497	273	415	517	895	509	1848	443	1190	514	220	345	35

* = less than .05 percent.

QUESTIONNAIRE FORM 2 2007	TOTAL	SEX		RACE		REGION				COLLEGE PLANS?		ILLICIT DRUG USE: LIFETIME				
		M	F	White	Black	NE	NC	S	W	Yes	No	None	Mari- juana Only	Few Pills	More Pills	Any Her- oin
<i>N (Weighted No. of Cases):</i>	2522	1124	1231	1554	300	485	538	962	536	1900	458	1266	540	231	374	36
<i>% of Weighted Total:</i>	100.0	44.6	48.8	61.6	11.9	19.2	21.3	38.2	21.3	75.3	18.2	50.2	21.4	9.1	14.8	1.4
D03: Do you feel that the rules about student behavior in your school are generally fair and reasonable?																
5. Yes	17.7	18.9	16.8	18.0	17.1	17.6	18.1	14.6	22.8	17.9	17.0	21.8	15.2	14.3	10.7	4.9
4. Yes, mostly	44.3	41.0	47.3	46.4	37.9	42.2	44.0	42.9	48.8	46.2	36.2	48.5	43.2	39.1	37.9	24.7
3. Don't know, can't say	11.4	10.5	11.9	10.0	16.3	10.5	13.3	13.0	7.3	10.2	16.8	9.9	11.4	14.7	12.5	19.8
2. No, mostly	16.3	16.5	16.0	15.7	17.6	16.9	16.3	17.1	14.2	16.6	14.4	13.2	18.1	20.8	21.8	13.4
1. No	10.4	13.1	7.9	9.9	11.1	12.8	8.3	12.4	6.9	9.0	15.6	6.6	12.0	11.2	17.1	37.2
<i>Item 25760 Subject B04, B10</i>	<i>N</i> 2331	1039	1181	1495	270	412	516	896	507	1847	440	1189	508	221	348	34
D04: How satisfied are you with your life as a whole these days?																
1. Completely dissatisfied	3.7	4.3	2.7	2.9	4.6	4.4	2.0	4.2	3.9	2.6	7.8	2.9	3.5	4.3	5.0	15.0
2. Quite dissatisfied	5.6	5.9	5.3	5.5	6.7	3.1	5.0	6.0	7.5	5.3	7.2	4.8	5.1	5.1	9.6	1.4
3. Somewhat dissatisfied	7.2	6.8	7.0	5.7	7.6	6.8	8.9	6.4	7.3	6.5	10.4	5.7	6.6	9.3	10.8	13.7
4. Neither, or mixed feelings	11.2	12.1	10.4	11.0	10.2	12.0	12.9	10.1	10.9	10.4	13.9	8.5	13.1	13.5	16.0	14.3
5. Somewhat satisfied	21.4	20.9	22.3	20.0	20.7	23.9	21.1	21.7	18.9	21.3	21.1	20.4	23.9	29.8	16.9	15.6
6. Quite satisfied	39.3	36.3	42.4	42.5	37.0	40.5	39.2	38.3	40.0	42.3	27.0	44.8	36.3	28.6	33.4	24.5
7. Completely satisfied	11.7	13.7	9.9	12.5	13.4	9.4	10.9	13.3	11.5	11.5	12.5	12.8	11.4	9.4	8.1	15.5
<i>Item 6840 Subject P01, Q01</i>	<i>N</i> 2328	1037	1181	1495	269	412	517	896	504	1846	437	1188	508	220	347	35
D05: These next questions ask you to guess how well you might do in several different situations.																
How good do you think you would be . . .																
D05A: As a husband or wife?																
1. Poor	2.3	3.6	0.9	1.8	3.6	2.8	1.6	1.9	3.2	1.3	6.1	1.2	2.6	4.1	3.4	10.5
2. Not so good	1.4	1.1	1.4	1.4	2.1	2.7	1.0	1.4	0.8	1.1	2.3	1.3	1.5	2.6	1.0	-
3. Fairly good	7.2	8.4	6.3	6.9	5.7	7.5	8.1	6.2	7.6	6.9	7.4	7.0	5.7	9.1	9.2	5.1
4. Good	29.0	28.8	29.4	30.4	22.0	31.4	32.0	24.8	31.7	29.1	28.4	29.8	28.2	30.9	26.9	22.7
5. Very good	56.5	53.6	59.1	57.0	61.5	52.2	53.9	61.5	53.8	57.9	52.3	57.5	58.5	48.3	56.7	55.8
8. Don't know	3.6	4.5	3.0	2.6	5.1	3.4	3.4	4.3	2.9	3.7	3.5	3.1	3.6	5.1	2.8	5.9
<i>Item 6850 Subject D01, Q01</i>	<i>N</i> 2332	1039	1183	1495	270	411	516	896	510	1847	441	1191	508	220	348	35
D05B: As a parent?																
1. Poor	2.3	3.2	1.4	2.2	3.1	2.8	1.4	2.3	2.9	1.5	5.7	1.8	1.6	4.0	3.6	6.3
2. Not so good	2.7	2.1	2.9	2.9	3.1	4.2	3.1	1.7	2.7	2.4	3.4	2.2	3.4	3.2	2.9	4.6
3. Fairly good	8.3	9.4	7.8	8.3	4.2	9.0	7.3	7.5	10.0	8.0	9.3	8.5	7.0	8.7	8.2	10.1
4. Good	27.4	28.3	26.6	29.5	18.1	25.3	32.3	22.4	32.7	28.1	24.7	30.1	24.0	29.8	23.7	14.4
5. Very good	54.4	52.0	56.6	53.1	63.4	54.1	51.2	59.9	48.4	55.0	52.1	52.7	59.9	48.9	56.7	54.0
8. Don't know	4.9	5.0	4.6	4.0	8.1	4.5	4.7	6.2	3.3	5.0	4.7	4.7	4.1	5.4	4.9	10.5
<i>Item 6860 Subject D02, Q01</i>	<i>N</i> 2327	1035	1182	1491	269	413	513	892	510	1846	437	1189	505	220	348	34
D05C: As a worker on a job?																
1. Poor	1.2	1.7	0.5	0.6	2.8	2.0	0.3	1.3	1.3	0.4	4.1	0.7	1.3	1.7	1.8	6.7
2. Not so good	0.6	0.8	0.5	0.6	0.7	1.3	0.7	0.4	0.4	0.4	1.5	0.3	0.7	0.6	1.5	-
3. Fairly good	4.4	4.4	4.4	4.2	2.3	5.7	3.6	4.7	3.7	4.1	5.8	3.8	5.6	3.9	4.1	2.1
4. Good	26.0	27.6	25.0	26.6	19.8	27.5	26.4	23.7	28.5	26.7	22.9	26.1	25.5	27.0	27.4	12.1
5. Very good	66.1	62.8	68.9	66.6	71.8	61.7	66.9	68.5	64.6	66.8	63.8	67.8	64.9	64.1	64.7	72.2
8. Don't know	1.6	2.6	0.6	1.3	2.7	1.7	2.2	1.3	1.6	1.6	1.9	1.3	2.1	2.7	0.6	6.9
<i>Item 6870 Subject C03, Q01</i>	<i>N</i> 2327	1035	1182	1491	269	413	513	892	510	1846	437	1188	505	220	349	34
D06: How much do you agree or disagree with each of the following statements?																
D06A: There is too much competition in this society																
1. Disagree	11.0	16.3	5.6	11.1	17.7	10.4	13.0	12.0	7.5	10.9	11.4	11.1	10.1	10.3	11.7	12.1
2. Mostly disagree	11.2	12.9	9.9	13.3	9.0	8.0	10.3	12.1	13.3	11.4	9.7	12.5	9.7	11.8	8.6	4.4
3. Neither	24.7	28.9	21.3	26.6	19.4	23.2	24.6	24.0	27.2	24.8	25.8	24.6	25.9	23.8	23.8	24.4
4. Mostly agree	32.6	24.9	39.9	32.9	29.8	35.0	35.3	30.5	31.8	33.1	31.2	32.8	32.8	34.5	31.8	35.0
5. Agree	20.5	17.0	23.2	16.2	24.1	23.4	16.7	21.4	20.4	19.9	21.9	19.0	21.5	19.7	24.0	24.0
<i>Item 7010 Subject Q08</i>	<i>N</i> 2314	1027	1176	1487	268	404	515	891	504	1825	432	1180	503	222	344	36

MONITORING THE FUTURE

QUESTIONNAIRE FORM 2 2007	TOTAL	SEX		RACE		REGION				COLLEGE PLANS?		ILLICIT DRUG USE: LIFETIME				
		M	F	White	Black	NE	NC	S	W	Yes	No	None	Mari- juana Only	Few Pills	More Pills	Any Her- oin
<i>N (Weighted No. of Cases):</i>	2522	1124	1231	1554	300	485	538	962	536	1900	458	1266	540	231	374	36
<i>% of Weighted Total:</i>	100.0	44.6	48.8	61.6	11.9	19.2	21.3	38.2	21.3	75.3	18.2	50.2	21.4	9.1	14.8	1.4
D06B: Too many young people are sloppy about their grooming and clothing, and just don't care how they look																
1. Disagree	11.9	15.2	8.2	11.0	14.8	14.7	12.2	11.8	9.5	10.3	17.5	9.5	12.8	11.0	18.0	16.2
2. Mostly disagree	21.3	22.4	20.3	22.3	14.9	21.6	22.2	19.4	23.4	22.4	17.2	22.5	17.6	24.9	20.5	13.9
3. Neither	27.1	26.9	27.2	28.3	18.4	26.4	28.4	25.5	29.4	27.0	27.9	27.6	29.2	20.8	26.0	33.3
4. Mostly agree	26.3	24.2	28.7	27.1	28.0	25.0	25.6	27.8	25.4	26.9	23.3	26.5	25.9	28.7	25.5	23.7
5. Agree	13.4	11.3	15.6	11.3	24.0	12.3	11.7	15.5	12.3	13.4	14.1	14.0	14.6	14.6	10.0	12.9
<i>Item 7020 Subject Q08</i>	<i>N</i> 2315	1028	1176	1487	268	404	516	893	502	1828	430	1178	503	222	344	36
D06C: There is too much hard rock music on the radio these days																
1. Disagree	38.4	40.4	36.4	42.9	22.9	43.9	40.8	37.7	32.5	37.8	41.5	33.6	37.9	47.1	47.9	55.7
2. Mostly disagree	19.3	19.2	19.9	22.0	12.4	18.7	20.7	15.3	25.3	20.5	13.3	20.9	16.1	20.9	18.4	12.8
3. Neither	29.4	27.1	31.5	24.5	45.1	22.2	28.1	33.1	30.0	29.8	27.9	32.4	34.1	24.1	17.3	26.9
4. Mostly agree	7.6	8.1	7.0	6.6	8.3	10.6	6.3	6.8	7.9	7.2	8.8	8.3	6.8	5.3	6.8	-
5. Agree	5.4	5.2	5.2	4.0	11.3	4.6	4.1	7.0	4.4	4.7	8.5	4.8	5.1	2.5	9.5	4.5
<i>Item 7030 Subject Q08</i>	<i>N</i> 2301	1023	1170	1481	267	402	514	883	502	1819	430	1173	499	217	345	36
D06D: People should do their own thing, even if other people think it's strange																
1. Disagree	3.0	4.5	1.4	2.9	4.6	3.9	2.1	3.6	2.4	2.3	5.4	2.9	1.8	2.7	3.4	10.6
2. Mostly disagree	3.9	4.8	2.5	4.0	3.8	1.8	4.0	5.3	3.0	3.7	4.9	3.8	3.9	4.8	3.1	4.2
3. Neither	14.3	15.4	13.4	13.0	16.8	10.5	12.4	15.9	16.6	14.0	15.6	15.5	14.5	11.8	11.0	19.7
4. Mostly agree	33.1	34.7	32.2	35.3	24.7	33.2	35.4	30.0	36.2	34.6	27.2	36.2	29.6	35.0	28.1	20.1
5. Agree	45.6	40.7	50.4	44.9	50.1	50.6	46.1	45.2	41.8	45.3	46.9	41.6	50.2	45.8	54.4	45.4
<i>Item 7040 Subject Q08</i>	<i>N</i> 2297	1021	1165	1487	262	401	514	885	497	1820	426	1170	499	222	343	36
D06E: I get a real kick out of doing things that are a little dangerous																
1. Disagree	12.7	8.2	16.7	10.0	27.3	16.1	10.3	15.5	7.5	12.4	13.5	16.2	11.3	8.8	5.4	3.0
2. Mostly disagree	13.0	9.4	16.0	13.7	17.0	13.9	13.7	11.0	15.0	14.2	7.0	16.4	10.1	12.5	5.1	11.8
3. Neither	28.8	27.4	30.2	25.6	31.1	26.3	29.1	28.8	30.6	29.6	27.0	31.7	28.1	26.0	22.1	32.6
4. Mostly agree	28.8	31.4	26.0	33.3	13.5	28.9	30.4	27.1	30.0	29.0	27.4	25.6	31.1	32.0	35.6	18.8
5. Agree	16.7	23.6	11.0	17.4	11.1	14.8	16.5	17.6	16.9	14.7	25.1	10.1	19.5	20.7	31.7	33.9
<i>Item 7050 Subject Q04</i>	<i>N</i> 2289	1016	1164	1475	262	395	514	881	499	1811	425	1167	497	221	342	36
D06F: I like to test myself every now and then by doing something a little risky																
1. Disagree	13.0	9.1	16.7	11.0	22.5	13.0	11.9	16.5	8.2	12.6	14.1	17.0	10.2	9.6	6.4	8.8
2. Mostly disagree	12.4	7.7	16.7	12.5	16.3	14.0	9.4	11.1	16.4	13.1	8.5	14.3	13.0	10.2	5.6	2.2
3. Neither	23.5	23.2	23.0	22.2	24.6	25.3	23.0	23.2	23.0	23.2	24.2	25.2	24.0	18.2	20.2	22.7
4. Mostly agree	33.6	36.4	31.1	36.4	21.4	31.8	38.2	31.0	34.8	34.4	31.4	31.1	33.6	38.8	40.6	26.7
5. Agree	17.5	23.6	12.4	17.9	15.2	15.9	17.4	18.2	17.7	16.7	21.7	12.4	19.1	23.2	27.1	39.6
<i>Item 7060 Subject Q04</i>	<i>N</i> 2297	1018	1168	1483	263	397	514	887	499	1818	424	1171	500	220	342	35
D06G: I take a positive attitude toward myself																
1. Disagree	4.4	3.7	4.2	4.4	2.8	6.5	3.2	3.7	5.1	3.3	7.6	2.9	4.1	6.7	7.2	7.2
2. Mostly disagree	6.1	6.1	6.1	7.1	2.1	5.8	8.6	5.7	4.6	5.1	9.9	5.2	6.9	9.6	6.4	3.8
3. Neither	15.3	15.3	15.2	14.9	12.0	15.9	15.5	14.7	15.9	14.6	18.2	13.7	16.2	16.9	16.4	28.6
4. Mostly agree	36.9	34.1	39.7	40.0	24.8	36.2	39.4	34.9	38.5	38.7	31.0	41.7	31.0	34.4	33.0	25.7
5. Agree	37.2	40.8	34.7	33.6	58.3	35.5	33.3	41.0	35.9	38.2	33.4	36.5	41.7	32.5	36.9	34.7
<i>Item 12550 Subject Q01</i>	<i>N</i> 2293	1017	1165	1482	265	396	513	886	498	1817	422	1169	500	220	339	36
D06H: I feel I am a person of worth, on an equal plane with others																
1. Disagree	3.1	3.2	2.6	2.4	4.3	3.7	2.2	3.4	2.9	2.0	7.1	2.2	2.7	4.8	4.8	3.0
2. Mostly disagree	4.5	4.1	4.8	4.8	3.3	5.1	5.2	3.7	5.0	3.6	8.2	3.9	3.8	6.5	6.2	4.2
3. Neither	15.2	16.4	13.3	15.6	9.7	15.1	15.1	15.5	14.6	13.0	22.8	12.7	18.2	15.1	16.4	32.3
4. Mostly agree	33.3	31.1	35.3	36.1	21.2	36.3	36.9	30.0	32.9	35.4	26.3	34.3	31.8	38.5	30.9	20.8
5. Agree	44.0	45.2	44.0	41.0	61.5	39.8	40.6	47.4	44.7	45.9	35.5	47.0	43.5	35.2	41.6	39.7
<i>Item 12570 Subject Q01</i>	<i>N</i> 2290	1015	1165	1480	265	395	514	883	498	1813	423	1167	499	219	341	36

QUESTIONNAIRE FORM 2 2007	TOTAL	SEX		RACE		REGION				COLLEGE PLANS?		ILLICIT DRUG USE: LIFETIME					
		M	F	White	Black	NE	NC	S	W	Yes	No	None	Mari- juana Only	Few Pills	More Pills	Any Her- oin	
<i>N (Weighted No. of Cases):</i>	2522	1124	1231	1554	300	485	538	962	536	1900	458	1266	540	231	374	36	
<i>% of Weighted Total:</i>	100.0	44.6	48.8	61.6	11.9	19.2	21.3	38.2	21.3	75.3	18.2	50.2	21.4	9.1	14.8	1.4	
D06I: I am able to do things as well as most other people																	
1. Disagree	2.7	3.0	1.9	2.3	3.5	3.7	2.3	2.7	2.3	1.7	5.9	1.4	3.5	4.5	3.5	3.0	
2. Mostly disagree	3.0	2.6	3.4	3.4	1.3	2.2	1.9	2.9	5.1	2.3	6.1	2.0	3.0	3.7	5.6	3.8	
3. Neither	9.7	9.9	8.5	8.9	11.9	10.4	9.6	11.4	6.3	8.1	16.0	9.2	10.7	9.6	7.6	28.9	
4. Mostly agree	37.7	35.1	40.2	41.1	22.7	41.3	42.4	32.4	39.2	39.0	33.4	39.4	34.1	44.4	35.5	11.4	
5. Agree	46.9	49.4	45.9	44.2	60.6	42.5	43.7	50.6	47.1	48.9	38.6	48.0	48.7	37.9	47.8	52.9	
<i>Item 12580 Subject Q01</i>	<i>N</i>	2288	1013	1164	1479	263	394	516	879	499	1811	422	1164	498	221	341	36
D06J: On the whole, I'm satisfied with myself																	
1. Disagree	3.5	3.3	3.6	3.6	2.2	6.2	2.0	3.4	3.2	2.3	7.9	2.1	2.9	6.6	6.7	-	
2. Mostly disagree	5.5	4.9	5.9	6.1	4.5	4.9	7.2	4.7	5.9	4.7	8.5	4.7	5.4	7.9	6.9	6.1	
3. Neither	13.3	12.7	13.0	11.8	10.8	12.0	13.1	13.3	14.4	12.4	17.1	11.2	15.0	16.2	12.3	41.4	
4. Mostly agree	33.4	32.4	34.2	35.3	24.5	37.3	37.3	31.3	30.2	34.0	32.0	35.4	29.1	32.7	37.4	4.9	
5. Agree	44.2	46.6	43.3	43.2	58.0	39.6	40.5	47.3	46.3	46.6	34.5	46.6	47.6	36.6	36.7	47.5	
<i>Item 12620 Subject P01, Q01</i>	<i>N</i>	2279	1008	1161	1478	258	390	515	881	493	1805	419	1162	499	218	337	36
D06K: I feel I do not have much to be proud of																	
1. Disagree	41.5	40.0	43.2	41.1	55.8	40.2	39.8	45.4	37.4	43.9	32.1	45.3	42.1	34.4	33.0	30.7	
2. Mostly disagree	27.5	25.3	29.8	30.4	13.2	26.0	31.1	25.0	29.4	29.1	21.3	27.3	24.4	33.1	30.3	15.6	
3. Neither	15.1	18.0	11.9	14.3	12.1	17.2	15.1	14.7	14.0	13.7	21.3	14.4	16.5	12.6	15.3	31.1	
4. Mostly agree	9.6	10.1	9.4	8.8	9.2	9.5	9.8	7.9	12.3	7.9	16.0	8.3	10.9	10.5	11.2	12.3	
5. Agree	6.4	6.6	5.6	5.5	9.7	7.1	4.2	7.0	6.9	5.4	9.4	4.6	6.2	9.5	10.2	10.3	
<i>Item 12660 Subject Q01</i>	<i>N</i>	2287	1011	1166	1478	264	394	515	882	497	1809	424	1166	499	221	337	36
D06L: Sometimes I think that I am no good at all																	
1. Disagree	41.3	44.6	38.5	41.0	51.0	41.6	40.3	43.2	38.6	42.7	35.7	41.6	44.8	33.7	38.7	38.7	
2. Mostly disagree	20.0	18.4	21.9	20.9	14.5	19.2	20.7	18.6	22.3	20.8	17.2	21.5	16.8	23.8	19.3	10.8	
3. Neither	17.4	17.0	17.4	16.3	18.3	17.0	17.7	18.5	15.5	16.3	22.2	17.6	18.4	13.1	18.7	24.3	
4. Mostly agree	13.9	13.1	15.0	14.4	8.8	13.4	15.1	12.7	14.9	13.6	15.0	13.5	13.2	20.3	11.4	14.4	
5. Agree	7.5	6.9	7.2	7.5	7.4	8.7	6.3	6.9	8.7	6.6	9.9	5.9	6.9	9.1	11.9	11.8	
<i>Item 12680 Subject Q01</i>	<i>N</i>	2286	1012	1164	1477	265	396	514	881	496	1808	425	1164	498	220	339	36
D06M: I feel that I can't do anything right																	
1. Disagree	46.6	50.4	44.2	47.7	54.6	46.1	45.4	48.1	45.4	49.0	37.8	47.7	48.9	38.4	45.1	47.6	
2. Mostly disagree	23.0	19.9	26.1	23.6	16.9	21.9	25.0	20.9	25.3	24.3	17.5	26.4	18.8	21.8	20.0	3.6	
3. Neither	18.2	18.2	17.6	17.5	16.2	19.9	18.2	18.6	16.1	16.7	23.5	16.7	19.9	23.0	16.8	24.4	
4. Mostly agree	8.0	7.5	8.3	7.5	5.7	7.9	8.5	7.5	8.5	6.5	13.8	6.3	8.1	12.7	10.6	9.6	
5. Agree	4.2	4.1	3.8	3.7	6.6	4.2	2.9	4.8	4.6	3.4	7.3	3.0	4.3	4.2	7.6	14.8	
<i>Item 12720 Subject Q01</i>	<i>N</i>	2281	1011	1159	1479	261	391	515	880	496	1804	422	1165	495	218	340	36
D06N: I feel that my life is not very useful																	
1. Disagree	57.1	57.3	58.4	58.7	59.8	56.8	55.7	58.4	56.6	59.5	49.1	59.7	58.3	49.7	52.3	47.5	
2. Mostly disagree	17.8	17.0	18.5	18.6	14.1	16.7	22.3	14.5	19.6	18.3	15.7	18.7	15.2	23.2	17.2	2.3	
3. Neither	15.3	15.6	14.4	14.1	14.2	14.5	13.5	17.1	14.5	14.1	20.3	13.9	16.6	15.8	16.3	29.6	
4. Mostly agree	6.2	6.4	5.7	5.4	8.2	6.0	5.6	6.7	5.9	5.4	8.4	5.5	6.0	6.4	8.5	4.5	
5. Agree	3.6	3.8	2.9	3.2	3.8	5.9	2.9	3.2	3.4	2.7	6.6	2.2	3.9	4.9	5.7	16.1	
<i>Item 12750 Subject Q01</i>	<i>N</i>	2280	1010	1161	1477	261	391	514	881	495	1806	419	1165	494	218	339	36
D07: How many of your friends would you estimate . . .																	
D07A: Smoke cigarettes?																	
1. None	22.9	21.6	24.5	18.6	47.1	19.1	20.2	21.6	31.2	23.2	20.8	33.8	15.5	13.5	5.2	5.2	
2. A few	35.2	33.2	36.9	36.5	28.7	34.1	36.6	34.7	35.3	36.9	28.7	39.4	34.6	34.6	25.6	8.7	
3. Some	25.5	27.9	23.0	26.6	13.6	24.9	25.5	28.1	21.4	26.4	22.1	20.6	32.0	27.6	30.0	23.1	
4. Most	14.6	15.0	13.9	16.4	9.4	19.1	15.6	13.8	11.2	12.5	23.2	5.8	16.4	21.4	35.2	49.5	
5. All	1.9	2.3	1.6	1.9	1.3	2.9	2.0	1.8	1.0	1.1	5.2	0.5	1.5	2.9	4.0	13.5	
<i>Item 7070 Subject A02a</i>	<i>N</i>	2293	1012	1170	1481	266	399	516	880	499	1816	419	1164	502	219	339	36

MONITORING THE FUTURE

QUESTIONNAIRE FORM 2 2007	TOTAL	SEX		RACE		REGION				COLLEGE PLANS?		ILLICIT DRUG USE: LIFETIME				
		M	F	White	Black	NE	NC	S	W	Yes	No	None	Mari- juana Only	Few Pills	More Pills	Any Her- oin
<i>N (Weighted No. of Cases):</i>	2522	1124	1231	1554	300	485	538	962	536	1900	458	1266	540	231	374	36
<i>% of Weighted Total:</i>	100.0	44.6	48.8	61.6	11.9	19.2	21.3	38.2	21.3	75.3	18.2	50.2	21.4	9.1	14.8	1.4
D07B: Smoke marijuana (pot, weed) or hashish?																
1. None	25.2	21.9	28.3	23.2	35.3	14.8	24.4	27.3	30.6	24.9	25.1	41.7	8.2	12.2	4.0	6.6
2. A few	30.0	30.4	29.7	31.6	24.4	31.8	30.4	29.0	29.9	31.8	23.1	33.6	30.7	29.5	19.4	6.4
3. Some	25.7	26.3	24.8	25.9	18.9	25.8	27.8	26.8	21.3	25.8	25.8	19.3	33.3	30.8	34.4	20.9
4. Most	15.7	16.6	14.9	15.7	17.4	21.0	13.5	14.5	16.0	14.7	19.6	4.9	24.0	24.0	30.7	50.9
5. All	3.4	4.8	2.3	3.6	3.9	6.6	3.9	2.4	2.3	2.8	6.3	0.5	3.8	3.5	11.4	15.2
<i>Item 7080 Subject A02a</i>	<i>N</i> 2288	1008	1168	1477	264	397	514	879	498	1812	418	1162	503	218	337	36
D07C: Take LSD?																
1. None	81.7	78.5	84.4	79.4	94.0	81.1	83.4	80.0	83.5	82.9	76.7	88.9	87.3	78.1	57.9	21.6
2. A few	12.9	14.0	12.1	15.1	3.2	13.7	11.8	13.6	12.2	12.8	13.3	8.3	8.8	15.2	30.8	33.5
3. Some	4.2	6.1	2.6	4.3	1.5	4.0	4.2	4.9	3.3	3.5	7.0	2.3	2.7	6.0	9.4	34.0
4. Most	0.6	0.6	0.5	0.7	0.4	0.4	0.3	1.1	0.2	0.3	1.9	0.3	0.5	0.5	0.8	9.1
5. All	0.5	0.9	0.3	0.5	0.9	0.8	0.3	0.4	0.8	0.4	1.1	0.2	0.7	0.2	1.1	1.8
<i>Item 7090 Subject A02a</i>	<i>N</i> 2274	1002	1160	1469	263	394	515	870	495	1801	417	1155	496	217	338	35
D07D: Take other hallucinogens (mescaline, peyote, "shrooms" or psilocybin, PCP, etc.)?																
1. None	69.9	66.3	73.4	66.2	89.4	69.1	71.0	71.4	66.5	70.9	64.7	81.9	74.0	60.7	34.1	13.5
2. A few	22.8	24.7	21.3	26.3	7.5	23.3	23.2	20.8	25.7	23.1	22.9	15.3	21.5	30.3	45.0	43.9
3. Some	5.6	7.1	3.8	5.6	1.8	5.6	4.8	5.5	6.4	4.8	8.9	2.4	2.4	6.9	17.2	30.6
4. Most	1.0	0.8	1.0	1.2	0.4	0.8	0.7	1.5	0.5	0.8	1.8	0.2	0.8	1.3	2.6	10.2
5. All	0.7	1.2	0.5	0.7	0.9	1.2	0.3	0.7	0.8	0.4	1.8	0.2	1.3	0.8	1.1	1.8
<i>Item 7100 Subject A02a</i>	<i>N</i> 2281	1008	1162	1474	262	395	515	876	496	1809	415	1158	497	219	339	35
D07E: Take amphetamines (uppers, pep pills, bennies, speed)?																
1. None	72.6	69.8	75.6	69.6	87.7	72.9	73.9	70.4	74.8	73.6	67.4	82.8	79.4	62.4	40.8	9.1
2. A few	18.6	20.6	16.4	21.3	7.6	17.7	18.5	18.6	19.2	19.4	15.7	13.1	14.5	29.4	34.6	35.0
3. Some	6.4	6.7	6.1	6.5	3.9	7.2	6.1	7.1	5.0	5.5	11.1	3.4	4.2	7.4	17.1	37.1
4. Most	1.7	1.6	1.6	1.8	0.8	1.6	1.1	2.7	0.5	1.0	4.0	0.5	0.7	0.7	6.4	13.1
5. All	0.7	1.3	0.3	0.9	-	0.6	0.5	1.1	0.5	0.5	1.8	0.2	1.2	0.2	1.2	5.7
<i>Item 7110 Subject A02a</i>	<i>N</i> 2283	1009	1162	1476	263	394	514	879	496	1806	421	1158	498	219	339	35
D07F: Take quaaludes (quads, methaqualone)?																
1. None	86.4	83.7	89.0	85.2	94.7	86.6	87.8	86.0	85.4	88.0	79.4	91.4	90.2	85.5	68.6	42.0
2. A few	9.6	11.3	8.0	11.0	2.5	8.9	9.8	9.3	10.4	9.2	11.5	7.2	5.6	10.1	21.7	36.3
3. Some	2.4	2.7	1.9	2.2	0.9	3.0	1.8	2.3	2.6	1.6	5.4	0.9	2.0	3.2	6.5	8.7
4. Most	0.8	0.8	0.7	0.7	1.0	0.3	0.3	1.6	0.4	0.6	1.6	0.2	1.0	1.2	1.5	11.2
5. All	0.8	1.4	0.3	0.9	0.9	1.2	0.3	0.9	1.1	0.6	2.0	0.4	1.3	0.2	1.8	1.8
<i>Item 7120 Subject A02a</i>	<i>N</i> 2278	1007	1159	1475	261	390	515	879	493	1804	417	1158	498	216	338	35
D07G: Take sedatives/barbiturates (downers)?																
1. None	79.2	76.5	81.6	76.3	94.0	80.7	81.0	77.1	80.0	80.5	73.2	87.8	87.2	71.6	49.4	18.7
2. A few	15.4	17.4	14.0	17.8	3.6	15.7	13.7	16.3	15.2	15.1	16.7	9.6	11.0	23.8	33.8	41.7
3. Some	3.8	4.2	3.1	4.0	1.4	2.8	4.0	4.3	3.3	3.0	6.9	1.9	1.3	4.1	11.4	26.0
4. Most	1.1	0.9	1.1	1.4	-	0.3	0.8	2.0	0.3	1.0	1.4	0.5	-	0.4	3.2	11.8
5. All	0.6	0.9	0.2	0.4	1.0	0.6	0.5	0.3	1.1	0.3	1.8	0.2	0.5	0.2	2.2	1.7
<i>Item 7135 Subject A02a</i>	<i>N</i> 2272	1000	1161	1474	259	391	515	870	496	1798	418	1154	495	217	338	36
D07H: Take tranquilizers?																
1. None	84.5	81.4	87.8	83.2	95.1	85.3	84.9	82.2	87.5	85.9	78.6	92.0	90.8	76.7	60.2	37.3
2. A few	10.3	12.5	8.3	11.6	2.3	9.8	11.7	11.3	7.5	10.1	11.5	5.8	5.2	18.6	25.7	32.0
3. Some	3.4	3.8	2.9	3.7	1.1	2.3	2.5	4.7	3.0	3.2	4.8	1.5	2.7	2.3	10.2	17.3
4. Most	1.0	1.4	0.6	1.0	0.3	1.6	0.5	1.2	0.6	0.3	3.2	0.5	0.6	1.7	1.7	7.6
5. All	0.8	0.9	0.4	0.5	1.2	1.0	0.3	0.5	1.4	0.5	1.9	0.2	0.8	0.6	2.2	5.9
<i>Item 7140 Subject A02a</i>	<i>N</i> 2268	997	1162	1471	261	393	511	869	495	1795	419	1150	496	217	339	36

QUESTIONNAIRE FORM 2 2007	TOTAL	SEX		RACE		REGION				COLLEGE PLANS?		ILLICIT DRUG USE: LIFETIME				
		M	F	White	Black	NE	NC	S	W	Yes	No	None	Mari- juana Only	Few Pills	More Pills	Any Her- oin
<i>N (Weighted No. of Cases):</i>	2522	1124	1231	1554	300	485	538	962	536	1900	458	1266	540	231	374	36
<i>% of Weighted Total:</i>	100.0	44.6	48.8	61.6	11.9	19.2	21.3	38.2	21.3	75.3	18.2	50.2	21.4	9.1	14.8	1.4
D07I: Take cocaine?																
1. None	70.3	67.7	73.1	68.6	86.9	69.3	75.1	68.7	68.9	72.0	62.2	82.2	75.4	58.2	34.3	15.2
2. A few	20.5	21.2	19.6	22.2	8.9	20.8	17.2	21.4	22.0	20.1	21.5	13.5	19.4	31.2	40.0	17.7
3. Some	7.2	8.3	5.8	7.5	2.6	7.7	6.8	7.0	7.3	6.7	9.7	3.7	3.6	9.1	19.6	41.0
4. Most	1.3	1.7	1.2	1.2	0.4	1.1	0.4	2.5	0.3	0.7	4.2	0.2	1.0	1.3	3.9	18.7
5. All	0.8	1.1	0.3	0.4	1.2	1.1	0.5	0.3	1.5	0.4	2.3	0.4	0.5	0.2	2.3	7.4
<i>Item 7150 Subject A02a</i>	<i>N</i> 2271	999	1162	1472	260	393	512	870	496	1798	417	1154	495	217	338	35
D07J: Take heroin?																
1. None	87.1	85.8	88.3	86.2	95.2	88.9	87.7	86.9	85.4	88.0	83.1	89.6	91.1	88.1	77.5	43.7
2. A few	9.4	10.2	8.8	10.7	2.7	8.6	9.4	9.7	9.3	9.2	10.2	7.9	5.7	9.7	17.4	31.8
3. Some	2.1	2.1	2.0	1.9	1.4	1.8	1.8	2.2	2.7	2.0	2.8	2.0	0.9	2.0	2.6	21.5
4. Most	0.7	0.7	0.6	0.7	-	-	0.6	0.8	1.1	0.3	2.0	0.2	1.9	-	0.6	-
5. All	0.7	1.1	0.3	0.5	0.7	0.7	0.5	0.4	1.5	0.5	2.0	0.4	0.5	0.2	1.9	3.0
<i>Item 7160 Subject A02a</i>	<i>N</i> 2253	989	1155	1461	257	388	514	865	486	1785	414	1150	483	216	338	36
D07K: Take other narcotics (methadone, opium, codeine, etc.)?																
1. None	79.3	78.0	80.7	76.4	92.3	79.4	77.5	79.2	81.0	79.8	76.8	88.5	85.5	77.9	44.8	28.9
2. A few	13.7	13.8	13.5	16.3	3.1	12.7	17.1	13.2	11.9	14.0	12.4	8.5	10.6	17.8	32.7	28.8
3. Some	4.4	4.7	4.2	4.9	3.4	5.6	3.2	4.8	3.9	4.4	5.1	2.1	2.3	2.8	15.0	21.3
4. Most	1.8	2.4	1.2	1.7	0.5	1.6	1.2	2.2	1.6	1.2	3.8	0.6	0.7	1.4	5.0	19.2
5. All	0.8	1.1	0.5	0.8	0.6	0.6	0.9	0.5	1.4	0.5	1.8	0.3	0.9	0.2	2.5	1.7
<i>Item 7170 Subject A02a</i>	<i>N</i> 2269	999	1161	1471	262	392	513	870	494	1798	417	1153	497	214	338	36
D07L: Use inhalants (sniff glue, aerosols, laughing gas, etc.)?																
1. None	82.1	81.0	83.5	80.6	91.8	83.6	81.1	82.9	80.5	82.8	78.0	86.1	86.5	79.8	67.3	50.9
2. A few	12.7	13.1	12.1	14.2	3.0	11.5	15.3	11.2	13.3	12.8	13.4	10.4	9.1	15.5	22.2	23.7
3. Some	3.6	3.5	3.6	3.7	4.3	3.3	2.9	4.2	3.6	3.4	4.6	2.9	2.2	2.7	7.1	17.1
4. Most	0.9	1.1	0.6	1.0	-	0.9	0.2	1.0	1.4	0.7	1.7	0.4	1.0	1.3	1.8	4.4
5. All	0.7	1.2	0.2	0.6	1.0	0.8	0.5	0.6	1.1	0.4	2.4	0.2	1.2	0.6	1.6	4.0
<i>Item 7180 Subject A02a</i>	<i>N</i> 2262	998	1155	1470	255	390	512	866	494	1794	413	1152	489	217	337	36
D07M: Drink alcoholic beverages (liquor, beer, wine)?																
1. None	14.9	14.3	15.5	11.4	29.0	11.7	11.6	16.3	18.4	13.5	19.6	21.5	9.2	9.8	2.5	9.0
2. A few	14.1	13.4	14.9	13.0	19.2	13.9	13.7	13.4	16.1	14.6	11.7	20.3	9.1	12.1	3.3	4.4
3. Some	19.0	19.8	17.7	18.4	22.8	15.9	17.0	18.7	23.9	19.8	16.8	22.5	18.9	12.7	12.2	9.8
4. Most	33.3	31.1	35.1	35.7	20.3	32.2	39.4	34.3	26.1	34.3	29.7	28.4	38.1	42.5	40.4	15.6
5. All	18.7	21.5	16.7	21.5	8.7	26.3	18.2	17.3	15.5	17.9	22.2	7.3	24.8	22.9	41.6	61.1
<i>Item 7190 Subject A02a</i>	<i>N</i> 2274	1001	1164	1474	260	393	512	874	495	1797	421	1151	497	219	340	36
D07N: Get drunk at least once a week?																
1. None	24.5	22.3	26.4	21.3	43.9	21.9	21.1	25.6	28.0	23.5	26.3	34.6	16.0	16.7	6.7	9.0
2. A few	24.8	25.7	24.3	22.9	29.1	20.0	24.4	25.3	28.0	25.6	22.5	28.1	24.3	23.6	16.9	5.7
3. Some	23.8	22.5	24.0	25.8	12.6	26.8	29.2	20.2	22.2	24.9	19.5	23.7	25.8	24.0	21.9	25.4
4. Most	19.5	20.2	19.4	21.5	10.5	20.2	18.1	21.4	17.1	19.5	20.4	10.6	24.7	25.5	39.0	23.0
5. All	7.5	9.3	5.8	8.6	3.8	11.0	7.1	7.6	4.8	6.5	11.4	3.0	9.2	10.2	15.6	36.8
<i>Item 7200 Subject A02a</i>	<i>N</i> 2276	1004	1162	1474	260	391	514	874	496	1801	419	1155	497	217	340	36
Lately there has been some attention paid to certain drugs, including "crack" (cocaine in chunks or rocks).																
E01: How many of your friends would you estimate . . .																
E01A: Take "crack" cocaine?																
1. None	78.2	80.3	76.5	77.5	91.3	79.4	80.6	76.2	78.3	79.1	74.1	84.4	81.4	71.3	60.4	46.4
2. A few	16.5	14.3	18.5	18.0	5.9	15.6	16.2	17.8	15.2	16.2	17.5	12.6	14.3	21.6	28.1	32.9
3. Some	4.0	3.7	4.0	3.5	1.0	3.6	2.5	4.6	4.8	3.6	6.2	2.5	3.2	6.5	8.0	15.1
4. Most	0.5	0.6	0.4	0.5	0.6	0.5	-	0.8	0.4	0.4	0.5	0.3	0.4	0.4	1.0	2.6
5. All	0.8	1.1	0.5	0.5	1.2	0.9	0.7	0.6	1.3	0.6	1.8	0.3	0.7	0.2	2.5	3.0
<i>Item 7151 Subject A02a</i>	<i>N</i> 2265	998	1158	1472	259	391	514	870	490	1793	418	1151	488	217	342	36

MONITORING THE FUTURE

QUESTIONNAIRE FORM 2 2007	TOTAL	SEX		RACE		REGION				COLLEGE PLANS?		ILLICIT DRUG USE: LIFETIME				
		M	F	White	Black	NE	NC	S	W	Yes	No	None	Mari- juana Only	Few Pills	More Pills	Any Her- oin
<i>N (Weighted No. of Cases):</i>	2522	1124	1231	1554	300	485	538	962	536	1900	458	1266	540	231	374	36
<i>% of Weighted Total:</i>	100.0	44.6	48.8	61.6	11.9	19.2	21.3	38.2	21.3	75.3	18.2	50.2	21.4	9.1	14.8	1.4
E01B: Take PCP (angel dust)?																
1. None	90.6	89.4	92.2	90.9	94.7	92.1	91.0	90.4	89.3	91.6	86.0	93.4	92.6	91.0	83.5	45.6
2. A few	7.0	7.2	6.6	7.5	2.0	5.8	7.3	7.3	7.2	6.8	8.2	5.1	4.9	7.6	12.6	38.3
3. Some	1.6	2.3	0.8	1.2	1.7	1.4	1.2	1.7	2.1	1.0	4.1	1.3	1.8	1.3	1.4	14.4
4. Most	0.2	0.3	0.2	0.1	0.9	0.2	0.2	0.3	0.2	0.1	0.4	-	0.2	-	0.7	-
5. All	0.5	0.7	0.3	0.3	0.6	0.6	0.3	0.3	1.2	0.4	1.2	0.2	0.5	0.2	1.8	1.7
<i>Item 7201 Subject A02a</i>	<i>N</i> 2263	995	1159	1470	261	391	514	868	491	1790	419	1149	491	215	340	36
E01C: Take amyl or butyl nitrites (poppers, snappers, Locker Room, Vaporole, Rush, Kick, Bullet)?																
1. None	92.3	90.8	93.8	91.8	96.0	92.7	92.2	92.7	91.2	93.2	88.9	94.8	93.8	95.2	84.2	53.1
2. A few	5.6	6.4	4.9	6.5	1.6	5.1	6.5	5.3	5.6	5.3	6.6	3.9	4.3	3.5	11.4	37.7
3. Some	1.4	2.0	0.8	1.1	0.9	1.4	0.9	1.4	1.9	1.0	3.3	1.2	1.2	0.8	1.7	7.5
4. Most	0.2	0.2	0.3	0.2	0.8	0.2	-	0.4	0.3	0.2	0.1	-	0.2	0.3	0.9	1.7
5. All	0.5	0.7	0.3	0.3	0.7	0.6	0.3	0.3	1.0	0.4	1.1	0.2	0.5	0.2	1.8	-
<i>Item 7202 Subject A02a</i>	<i>N</i> 2259	994	1157	1469	257	388	514	868	489	1789	415	1147	490	215	340	36
E02: How much do you think people risk harming themselves (physically or in other ways) if they . . .																
E02A: Try cocaine in powder form once or twice																
1. No risk	9.4	11.4	7.5	7.7	15.0	10.8	6.1	10.5	9.7	8.0	14.6	6.5	6.7	9.1	19.9	27.1
2. Slight risk	17.9	16.6	18.6	20.1	9.9	20.3	20.7	15.5	17.5	17.7	19.5	14.0	15.1	21.0	30.9	39.5
3. Moderate risk	22.6	22.0	23.6	24.2	13.8	23.1	21.6	21.1	25.8	24.1	16.0	23.9	19.8	26.6	21.5	17.4
4. Great risk	45.1	44.2	46.5	43.9	52.7	39.4	47.3	47.6	43.0	45.9	41.9	50.2	52.2	40.3	24.8	16.1
5. Can't say, drug unfamiliar	5.0	5.8	3.8	4.1	8.5	6.3	4.3	5.4	4.0	4.3	8.1	5.4	6.1	2.9	2.9	-
<i>Item 12501 Subject A14a</i>	<i>N</i> 2246	986	1154	1464	256	387	508	864	488	1782	413	1146	487	212	337	35
E02B: Take cocaine powder occasionally																
1. No risk	6.0	7.1	4.5	3.7	14.0	4.8	4.4	7.8	5.3	4.6	11.2	5.0	5.1	4.9	7.8	21.8
2. Slight risk	5.9	6.6	5.1	6.8	4.7	8.2	5.5	5.4	5.4	5.7	6.8	3.3	2.4	6.6	18.3	18.5
3. Moderate risk	23.5	22.3	24.6	25.9	12.2	26.4	25.7	19.3	26.2	23.6	24.0	22.1	19.6	29.1	30.0	33.2
4. Great risk	59.9	58.6	62.1	59.6	61.6	53.6	60.3	62.4	59.9	62.0	50.8	64.6	67.5	55.4	41.2	26.5
5. Can't say, drug unfamiliar	4.7	5.5	3.7	4.0	7.4	7.0	4.1	5.0	3.2	4.1	7.4	5.0	5.4	4.0	2.8	-
<i>Item 12502 Subject A14a</i>	<i>N</i> 2244	987	1154	1462	255	384	506	866	487	1778	415	1139	488	214	337	36
E02C: Take cocaine powder regularly																
1. No risk	5.2	5.6	4.4	2.6	14.7	3.6	4.7	6.6	4.6	4.4	8.5	5.0	5.3	4.1	4.3	14.4
2. Slight risk	2.6	3.2	1.9	2.6	2.4	3.0	1.2	3.3	2.4	1.6	5.9	1.3	1.9	2.1	7.4	4.1
3. Moderate risk	5.7	6.7	5.0	5.4	4.4	7.7	4.7	5.8	5.0	5.6	6.9	3.7	4.7	8.5	10.0	29.3
4. Great risk	81.5	78.7	85.1	85.1	71.2	78.2	85.4	78.9	84.5	84.0	70.9	84.7	82.3	81.3	75.5	49.2
5. Can't say, drug unfamiliar	5.0	5.9	3.7	4.3	7.4	7.5	4.2	5.3	3.5	4.4	7.7	5.3	5.8	4.0	2.8	3.1
<i>Item 12503 Subject A14a</i>	<i>N</i> 2240	987	1149	1459	254	383	505	864	488	1779	409	1138	484	214	339	36
E02D: Try "crack" cocaine once or twice																
1. No risk	8.1	8.5	6.7	5.3	17.4	8.3	5.1	9.9	7.8	6.8	13.5	6.6	7.9	7.5	10.5	25.3
2. Slight risk	18.4	16.8	20.0	20.4	11.1	21.0	20.1	15.8	19.3	18.6	18.1	17.1	14.0	19.2	28.8	24.2
3. Moderate risk	21.2	21.1	22.2	23.9	9.9	22.6	22.7	19.5	21.8	22.2	16.5	21.7	18.9	25.5	20.0	25.0
4. Great risk	47.3	47.7	47.3	46.4	53.4	41.1	48.1	49.4	47.6	48.2	44.1	49.6	53.4	43.3	37.2	25.5
5. Can't say, drug unfamiliar	5.0	5.9	3.9	4.0	8.2	7.0	4.0	5.5	3.5	4.2	7.8	5.0	5.9	4.4	3.5	-
<i>Item 12504 Subject A14a</i>	<i>N</i> 2229	977	1147	1450	255	384	502	861	483	1773	404	1132	482	214	336	36
E02E: Take "crack" cocaine occasionally																
1. No risk	5.5	6.1	4.3	2.9	15.3	4.1	4.5	6.7	5.3	4.6	9.0	5.0	5.4	4.8	4.8	20.8
2. Slight risk	4.6	4.0	4.8	4.7	3.6	5.6	2.7	5.7	3.7	4.1	6.1	3.1	3.0	5.5	11.3	6.5
3. Moderate risk	21.4	19.1	23.7	23.5	10.9	25.2	22.5	17.5	24.1	21.8	20.8	21.9	17.0	24.0	25.1	20.7
4. Great risk	63.6	65.1	63.4	65.0	62.7	57.6	66.0	65.0	63.6	65.2	56.4	65.1	69.1	60.5	55.5	52.0
5. Can't say, drug unfamiliar	4.9	5.7	3.8	3.9	7.5	7.4	4.4	5.0	3.3	4.2	7.7	4.9	5.6	5.2	3.3	-
<i>Item 12505 Subject A14a</i>	<i>N</i> 2235	981	1150	1451	257	387	505	862	481	1774	409	1136	489	214	332	36

DESCRIPTIVE RESULTS: 2007

123

QUESTIONNAIRE FORM 2 2007	TOTAL	SEX		RACE		REGION				COLLEGE PLANS?		ILLICIT DRUG USE: LIFETIME					
		M	F	White	Black	NE	NC	S	W	Yes	No	None	Mari- juana Only	Few Pills	More Pills	Any Her- oin	
<i>N (Weighted No. of Cases):</i>	2522	1124	1231	1554	300	485	538	962	536	1900	458	1266	540	231	374	36	
<i>% of Weighted Total:</i>	100.0	44.6	48.8	61.6	11.9	19.2	21.3	38.2	21.3	75.3	18.2	50.2	21.4	9.1	14.8	1.4	
E02F: Take “crack” cocaine regularly																	
1. No risk	5.3	5.9	4.2	2.6	14.5	3.4	4.5	6.7	5.4	4.3	9.3	4.8	6.0	4.3	3.9	14.4	
2. Slight risk	1.6	1.6	1.4	1.4	2.9	1.2	1.4	2.2	1.0	1.3	2.9	1.3	0.9	1.8	3.5	2.0	
3. Moderate risk	5.2	5.8	4.5	4.6	4.2	6.2	2.8	6.5	4.5	4.6	8.1	3.8	4.9	7.3	8.7	13.8	
4. Great risk	82.6	80.7	85.9	87.1	70.5	81.4	87.0	78.8	85.7	85.3	71.7	85.0	82.3	81.3	80.4	65.5	
5. Can't say, drug unfamiliar	5.3	6.0	4.0	4.4	7.9	7.7	4.4	5.8	3.3	4.5	8.0	5.1	5.8	5.3	3.5	4.4	
<i>Item 12506 Subject A14a</i>	<i>N</i>	2237	985	1147	1457	254	383	504	864	486	1772	412	1140	485	213	334	36
E02G: Try PCP once or twice																	
1. No risk	7.8	8.1	6.9	5.4	15.7	7.7	6.0	9.6	6.4	6.8	11.7	6.2	7.4	7.4	10.9	28.4	
2. Slight risk	14.0	13.8	14.3	16.0	8.9	17.3	15.2	12.4	12.9	14.2	12.7	12.5	9.4	17.0	22.7	27.0	
3. Moderate risk	20.5	20.5	21.0	23.1	8.7	22.0	20.0	17.6	25.1	21.2	18.5	19.2	22.1	20.5	24.0	15.1	
4. Great risk	48.0	48.0	48.3	46.8	53.7	40.2	49.7	51.2	47.0	48.6	45.8	51.3	51.4	48.0	34.9	28.0	
5. Can't say, drug unfamiliar	9.7	9.5	9.5	8.7	13.1	12.7	9.1	9.2	8.6	9.2	11.3	10.8	9.8	7.2	7.5	1.4	
<i>Item 12415 Subject A14a</i>	<i>N</i>	2239	982	1150	1456	257	385	504	864	486	1777	410	1138	488	213	334	36
E02H: Try crystal meth (“ice”)																	
1. No risk	6.7	7.3	5.4	4.3	15.2	6.6	4.8	8.5	5.5	5.6	10.4	5.6	6.6	5.7	9.2	15.5	
2. Slight risk	9.3	7.9	10.5	10.7	6.3	11.7	9.9	8.4	8.2	9.4	9.2	8.7	7.8	10.6	11.9	12.5	
3. Moderate risk	17.0	16.2	17.7	18.7	8.1	18.9	16.1	14.3	21.1	17.8	13.7	17.0	13.3	17.5	20.9	30.3	
4. Great risk	60.2	61.0	60.5	60.7	59.8	52.9	62.4	61.4	61.6	61.1	56.5	61.5	64.2	60.9	53.5	40.2	
5. Can't say, drug unfamiliar	6.8	7.7	5.8	5.6	10.6	10.0	6.7	7.4	3.5	6.1	10.2	7.2	8.1	5.3	4.5	1.4	
<i>Item 24420 Subject A14a</i>	<i>N</i>	2232	983	1146	1453	256	382	504	860	485	1770	411	1137	485	212	334	35
E03: On how many occasions (if any) have you used “crack” cocaine?																	
E03A: . . . in your lifetime?																	
1. 0 occasions	96.2	96.1	96.3	96.0	99.1	95.3	96.2	96.0	97.4	97.2	91.9	100.0	100.0	96.5	84.2	33.7	
2. 1-2	1.6	1.7	1.6	1.4	0.3	2.2	1.2	1.5	1.6	1.3	2.5	-	-	3.5	6.1	22.9	
3. 3-5	0.5	0.7	0.3	0.7	-	0.7	0.9	0.4	0.1	0.2	1.8	-	-	-	2.3	11.5	
4. 6-9	0.3	0.5	0.2	0.5	-	1.3	0.1	0.2	-	0.3	0.3	-	-	-	1.3	8.5	
5. 10-19	0.3	0.5	0.1	0.3	0.6	0.4	0.5	0.2	0.3	0.1	1.3	-	-	-	1.8	4.4	
6. 20-39	0.4	0.1	0.7	0.5	-	-	0.6	0.8	-	0.4	0.5	-	-	-	2.6	2.9	
7. 40 or more	0.6	0.4	0.7	0.6	-	0.1	0.4	0.9	0.6	0.4	1.7	-	-	-	1.8	16.1	
<i>Item 22260 Subject A01a</i>	<i>N</i>	2243	988	1149	1461	253	383	504	871	485	1785	405	1151	486	213	332	34
E03B: . . . during the last 12 months?																	
1. 0 occasions	97.8	98.2	97.5	97.5	99.4	96.8	98.8	97.2	98.4	98.4	94.8	100.0	100.0	99.6	89.6	61.8	
2. 1-2	0.9	0.6	1.1	1.0	-	1.7	0.1	1.1	0.6	0.6	1.8	-	-	0.4	4.0	15.6	
3. 3-5	0.1	0.2	0.1	0.1	-	0.2	0.4	-	0.1	0.1	0.3	-	-	-	1.0	-	
4. 6-9	0.4	0.6	0.3	0.5	-	0.8	-	0.5	0.3	0.3	1.1	-	-	-	2.5	2.1	
5. 10-19	0.2	-	0.3	0.2	0.6	0.4	-	0.3	-	0.2	0.4	-	-	-	0.6	7.1	
6. 20-39	0.2	-	0.3	0.3	-	-	0.4	0.2	-	0.2	-	-	-	-	0.6	-	
7. 40 or more	0.5	0.4	0.4	0.4	-	0.1	0.4	0.6	0.6	0.2	1.7	-	-	-	1.7	13.4	
<i>Item 22270 Subject A01b</i>	<i>N</i>	2241	989	1146	1461	253	383	502	871	485	1786	403	1151	486	211	332	34
E03C: . . . during the last 30 days?																	
1. 0 occasions	98.8	98.9	99.0	98.7	99.4	98.5	99.6	98.3	99.1	99.3	96.7	100.0	100.0	100.0	95.6	70.9	
2. 1-2	0.4	0.3	0.4	0.6	-	0.6	-	0.5	0.4	0.5	0.2	-	-	-	1.7	9.2	
3. 3-5	0.2	0.3	0.2	0.2	-	0.2	0.2	0.4	-	*	1.1	-	-	-	1.5	-	
4. 6-9	*	0.1	-	*	-	0.2	-	-	-	-	0.2	-	-	-	-	2.1	
5. 10-19	0.3	0.3	0.3	0.4	0.6	0.4	-	0.6	0.1	0.1	1.4	-	-	-	-	16.4	
6. 20-39	-	-	-	-	-	-	-	-	-	-	-	-	-	-	-	-	
7. 40 or more	0.2	0.2	0.1	0.1	-	0.1	0.2	0.2	0.3	0.1	0.5	-	-	-	1.2	1.3	
<i>Item 22280 Subject A01c</i>	<i>N</i>	2245	990	1149	1463	253	383	504	873	485	1788	405	1151	486	213	334	34
E04: On how many occasions (if any) have you used PCP?																	
E04A: . . . in your lifetime?																	
1. 0 occasions	98.1	97.6	98.7	98.1	100.0	98.2	98.0	97.9	98.4	98.5	96.2	100.0	100.0	98.6	93.7	49.0	
2. 1-2	1.2	1.4	1.0	1.2	-	1.4	0.9	1.3	1.1	1.1	1.8	-	-	1.2	4.4	29.5	
3. 3-5	0.2	0.2	0.2	0.2	-	0.2	0.2	0.2	-	0.2	-	-	-	0.3	0.3	-	
4. 6-9	0.1	0.3	*	0.1	-	0.2	0.1	0.2	-	0.1	0.3	-	-	-	0.4	5.2	
5. 10-19	0.1	0.3	-	0.2	-	-	0.6	-	-	-	0.7	-	-	-	-	8.7	
6. 20-39	0.1	0.2	-	0.1	-	-	-	0.2	-	-	0.5	-	-	-	-	5.8	
7. 40 or more	0.2	0.2	0.1	0.1	-	-	0.2	0.2	0.5	0.1	0.5	-	-	-	1.2	1.9	
<i>Item 1181 Subject A01a</i>	<i>N</i>	2229	980	1147	1455	248	382	500	867	480	1780	397	1144	476	215	334	33

*=less than .05 percent.

MONITORING THE FUTURE

QUESTIONNAIRE FORM 2 2007	TOTAL	SEX		RACE		REGION				COLLEGE PLANS?		ILLICIT DRUG USE: LIFETIME				
		M	F	White	Black	NE	NC	S	W	Yes	No	None	Mari- juana Only	Few Pills	More Pills	Any Her- oin
<i>N (Weighted No. of Cases):</i>	2522	1124	1231	1554	300	485	538	962	536	1900	458	1266	540	231	374	36
<i>% of Weighted Total:</i>	100.0	44.6	48.8	61.6	11.9	19.2	21.3	38.2	21.3	75.3	18.2	50.2	21.4	9.1	14.8	1.4
E04B: . . . during the last 12 months?																
1. 0 occasions	99.2	99.0	99.4	99.2	100.0	99.5	99.4	99.1	98.9	99.4	98.1	100.0	100.0	99.7	96.5	88.9
2. 1-2	0.4	0.3	0.4	0.4	-	0.2	0.1	0.4	0.7	0.3	0.6	-	-	-	1.7	1.2
3. 3-5	0.1	0.2	*	0.1	-	0.2	0.3	-	-	0.1	0.1	-	-	0.3	0.4	-
4. 6-9	0.1	0.2	-	*	-	0.2	-	0.1	-	0.1	0.2	-	-	-	0.3	2.2
5. 10-19	-	-	-	-	-	-	-	-	-	-	-	-	-	-	-	-
6. 20-39	0.1	0.2	-	0.1	-	-	-	0.2	-	-	0.5	-	-	-	-	5.8
7. 40 or more	0.2	0.2	0.1	0.1	-	-	0.2	0.2	0.5	0.1	0.5	-	-	-	1.2	1.9
<i>Item 1182 Subject A01b</i>	<i>N</i>	2229	981	1147	1455	382	500	867	480	1780	397	1144	476	215	334	33
E04C: . . . during the last 30 days?																
1. 0 occasions	99.5	99.3	99.8	99.6	100.0	99.7	99.5	99.5	99.5	99.7	98.7	100.0	100.0	99.7	98.1	90.1
2. 1-2	0.1	-	*	*	-	-	0.1	-	0.3	-	0.5	-	-	-	0.6	-
3. 3-5	0.1	0.2	-	*	-	0.2	0.2	-	-	0.1	-	-	-	0.3	0.3	-
4. 6-9	0.2	0.4	-	0.2	-	0.2	-	0.3	-	0.1	0.7	-	-	-	0.3	8.0
5. 10-19	*	0.1	-	*	-	-	-	-	0.1	-	0.2	-	-	-	-	1.9
6. 20-39	-	-	-	-	-	-	-	-	-	-	-	-	-	-	-	-
7. 40 or more	0.1	0.1	0.1	0.1	-	-	0.2	0.2	-	0.1	-	-	-	-	0.7	-
<i>Item 1183 Subject A01c</i>	<i>N</i>	2231	981	1148	1456	383	500	867	481	1781	397	1144	477	215	334	33
E05: On how many occasions (if any) have you used amyl or butyl nitrites?																
E05A: . . . in your lifetime?																
1. 0 occasions	98.9	98.5	99.3	99.0	99.1	98.5	98.3	99.0	99.4	99.4	96.9	100.0	100.0	99.6	95.4	72.0
2. 1-2	0.5	0.5	0.6	0.6	0.3	0.2	1.3	0.4	0.2	0.3	1.3	-	-	0.1	1.8	15.1
3. 3-5	0.2	0.4	-	0.2	-	0.5	0.2	0.2	-	*	0.3	-	-	-	0.9	4.3
4. 6-9	0.2	0.2	-	*	0.6	0.6	-	0.2	-	-	1.0	-	-	-	0.5	6.7
5. 10-19	-	-	-	-	-	-	-	-	-	-	-	-	-	-	-	-
6. 20-39	*	0.1	-	*	-	0.2	-	-	-	*	-	-	-	0.3	-	-
7. 40 or more	0.3	0.3	0.1	0.1	-	-	0.2	0.3	0.4	0.2	0.6	-	-	-	1.5	1.9
<i>Item 1184 Subject A01a</i>	<i>N</i>	2220	973	1144	1451	380	498	860	481	1776	393	1141	473	214	333	33
E05B: . . . during the last 12 months?																
1. 0 occasions	99.3	99.1	99.7	99.5	99.1	98.7	99.1	99.6	99.4	99.7	98.0	100.0	100.0	99.7	96.7	89.2
2. 1-2	0.2	0.2	0.2	0.2	0.3	0.2	0.5	-	0.2	0.1	0.5	-	-	-	0.9	2.3
3. 3-5	0.2	0.4	-	0.1	-	0.4	0.2	0.2	-	*	0.4	-	-	-	1.1	-
4. 6-9	0.1	0.1	-	*	0.6	0.6	-	-	-	-	0.6	-	-	-	-	6.7
5. 10-19	0.1	0.1	-	*	-	0.2	-	-	0.3	*	0.4	-	-	0.3	0.5	-
6. 20-39	-	-	-	-	-	-	-	-	-	-	-	-	-	-	-	-
7. 40 or more	0.1	0.2	0.1	0.1	-	-	0.2	0.2	0.1	0.1	0.2	-	-	-	0.7	1.9
<i>Item 1185 Subject A01b</i>	<i>N</i>	2224	976	1146	1452	383	498	862	481	1777	396	1142	476	214	333	33
E05C: . . . during the last 30 days?																
1. 0 occasions	99.5	99.3	99.9	99.8	99.1	99.1	99.6	99.5	99.7	99.7	98.7	100.0	100.0	99.7	98.2	89.2
2. 1-2	0.1	0.2	-	-	0.3	-	-	0.2	0.2	-	0.6	-	-	-	0.5	2.3
3. 3-5	0.2	0.2	-	*	0.6	0.7	0.2	-	-	0.1	0.4	-	-	0.3	0.3	4.5
4. 6-9	0.1	0.1	-	0.1	-	0.2	-	-	0.1	-	0.3	-	-	-	-	4.0
5. 10-19	-	-	-	-	-	-	-	-	-	-	-	-	-	-	-	-
6. 20-39	-	-	-	-	-	-	-	-	-	-	-	-	-	-	-	-
7. 40 or more	0.2	0.2	0.1	0.1	-	-	0.2	0.3	-	0.2	-	-	-	-	1.0	-
<i>Item 1186 Subject A01c</i>	<i>N</i>	2224	975	1146	1452	384	498	861	481	1775	396	1141	477	214	333	33
E06: Steroids, or anabolic steroids, are prescription drugs sometimes prescribed by doctors to treat certain conditions. Some athletes, and others, have used them to try to increase muscle development. On how many occasions (if any) have you taken steroids on your own—that is, without a doctor telling you to take them . . .																

DESCRIPTIVE RESULTS: 2007

125

QUESTIONNAIRE FORM 2 2007	TOTAL	SEX		RACE		REGION				COLLEGE PLANS?		ILLICIT DRUG USE: LIFETIME				
		M	F	White	Black	NE	NC	S	W	Yes	No	None	Mari- juana Only	Few Pills	More Pills	Any Her- oin
<i>N (Weighted No. of Cases):</i>	2522	1124	1231	1554	300	485	538	962	536	1900	458	1266	540	231	374	36
<i>% of Weighted Total:</i>	100.0	44.6	48.8	61.6	11.9	19.2	21.3	38.2	21.3	75.3	18.2	50.2	21.4	9.1	14.8	1.4
E06A: . . . in your lifetime?																
1. 0 occasions	98.2	97.0	99.2	97.8	98.9	98.1	99.1	97.6	98.4	98.7	95.8	100.0	100.0	98.3	92.8	69.0
2. 1-2	0.9	1.6	0.4	1.2	-	-	0.6	1.4	1.1	0.5	2.9	-	-	1.0	3.6	19.6
3. 3-5	0.3	0.5	0.1	0.5	-	1.3	-	0.3	-	0.4	-	-	-	-	0.8	7.1
4. 6-9	0.2	0.2	0.1	0.3	-	0.3	-	0.3	-	0.1	0.3	-	-	0.3	0.7	2.3
5. 10-19	0.1	0.1	-	*	0.4	-	0.2	0.1	-	*	0.2	-	-	-	0.4	-
6. 20-39	-	-	-	-	-	-	-	-	-	-	-	-	-	-	-	-
7. 40 or more	0.3	0.5	0.2	0.2	0.7	0.2	0.2	0.3	0.5	0.2	0.8	-	-	0.5	1.7	2.0
<i>Item 22690 Subject A01a</i>	<i>N</i> 2219	976	1144	1450	247	379	498	863	480	1774	396	1141	477	215	331	31
E06B: . . . during the last 12 months?																
1. 0 occasions	99.2	98.9	99.4	99.2	98.9	99.5	99.6	98.8	99.5	99.4	98.6	100.0	100.0	99.2	96.4	88.8
2. 1-2	0.2	0.2	0.2	0.3	-	-	0.2	0.4	-	0.2	0.3	-	-	0.5	0.4	6.9
3. 3-5	0.1	0.1	0.1	0.2	-	-	-	0.3	-	0.1	0.1	-	-	-	0.7	-
4. 6-9	0.2	0.3	0.1	0.2	0.4	0.3	0.2	0.2	-	0.1	0.4	-	-	0.3	0.8	2.3
5. 10-19	-	-	-	-	-	-	-	-	-	-	-	-	-	-	-	-
6. 20-39	0.1	0.2	-	-	-	-	-	0.2	-	-	0.4	-	-	-	0.5	-
7. 40 or more	0.2	0.3	0.1	0.1	0.7	0.2	-	0.2	0.5	0.2	0.2	-	-	-	1.2	2.0
<i>Item 22700 Subject A01b</i>	<i>N</i> 2219	976	1144	1450	247	379	498	863	480	1774	396	1141	477	215	331	31
E06C: . . . during the last 30 days?																
1. 0 occasions	99.5	99.2	99.8	99.7	98.9	99.5	99.8	99.4	99.5	99.6	99.0	100.0	100.0	99.7	97.7	92.3
2. 1-2	*	0.1	-	0.1	-	-	-	0.1	-	0.1	-	-	-	-	-	3.4
3. 3-5	0.1	0.2	0.1	0.1	0.4	-	0.2	0.2	0.1	0.1	0.4	-	-	-	0.7	2.0
4. 6-9	0.1	0.1	-	0.1	-	0.3	-	-	-	*	0.2	-	-	0.3	-	2.3
5. 10-19	0.1	0.3	-	*	0.7	0.2	-	-	0.4	0.1	-	-	-	-	0.7	-
6. 20-39	0.1	0.2	-	-	-	-	-	0.2	-	-	0.4	-	-	-	0.5	-
7. 40 or more	0.1	-	0.1	-	-	-	-	0.2	-	0.1	-	-	-	-	0.4	-
<i>Item 22710 Subject A01c</i>	<i>N</i> 2219	976	1144	1450	247	379	498	863	480	1774	396	1141	477	215	331	31
E07: What methods have you used for taking steroids on your own? (Mark all that apply.)																
A. Injection	0.3	0.4	0.2	0.3	-	-	-	0.7	0.1	0.3	0.3	-	-	-	1.0	10.4
B. By mouth	1.0	1.7	0.4	1.4	0.7	0.8	0.2	1.4	1.3	0.8	2.3	-	-	0.9	4.9	15.9
C. Haven't used steroids	98.8	98.1	99.3	98.4	99.3	99.2	99.8	98.0	98.7	99.0	97.5	100.0	100.0	99.1	94.1	79.4
<i>Item 23790-23800,30940 Subject A05d N</i>	2212	967	1144	1446	248	376	496	864	476	1773	389	1144	475	213	327	29
E08: When (if ever) did you FIRST do each of the following things?																
E08A: Try "crack" cocaine																
8. Never	96.6	96.1	97.0	96.6	98.4	95.4	96.9	96.3	97.6	97.7	91.7	100.0	100.0	97.7	84.8	31.9
1. Grade 6 or below	0.2	0.2	0.2	0.2	0.3	0.1	0.2	0.2	0.1	0.1	0.5	-	-	-	-	5.7
2. Grade 7	0.1	0.3	*	-	0.4	-	0.2	-	0.4	0.1	0.2	-	-	-	0.4	5.0
3. Grade 8	0.3	0.4	0.1	0.2	0.6	0.6	-	0.3	0.2	0.1	1.3	-	-	-	0.6	12.2
4. Grade 9 (Freshman)	0.6	0.6	0.6	0.5	-	0.3	0.6	0.9	0.1	0.4	1.2	-	-	0.3	3.6	2.4
5. Grade 10 (Sophomore)	0.5	0.8	0.3	0.7	-	0.2	0.9	0.6	0.2	0.2	1.8	-	-	0.2	1.5	18.5
6. Grade 11 (Junior)	0.8	0.8	0.8	0.8	0.3	1.6	0.6	1.0	-	0.6	1.1	-	-	-	3.5	19.3
7. Grade 12 (Senior)	1.0	0.9	1.1	1.0	-	1.8	0.6	0.7	1.3	0.8	2.1	-	-	1.9	5.6	5.1
<i>Item 5661 Subject A01g</i>	<i>N</i> 2173	945	1127	1427	247	370	488	844	471	1741	381	1142	475	198	299	34
E08B: Try any other form of cocaine																
8. Never	92.7	90.6	94.4	91.5	98.5	90.0	92.8	93.4	93.5	93.9	87.3	100.0	100.0	92.0	63.1	15.3
1. Grade 6 or below	0.3	0.6	-	0.2	-	0.7	-	0.1	0.4	0.1	1.2	-	-	-	1.1	3.7
2. Grade 7	0.1	0.3	-	0.1	-	-	-	0.2	0.4	0.2	-	-	-	-	-	10.6
3. Grade 8	0.3	0.6	0.1	0.4	-	-	-	0.7	0.2	0.2	0.9	-	-	-	1.2	10.2
4. Grade 9 (Freshman)	1.1	1.4	0.9	0.9	0.8	2.1	0.6	1.2	0.7	1.0	1.9	-	-	2.0	6.1	2.8
5. Grade 10 (Sophomore)	1.5	2.0	1.1	1.8	-	0.7	2.2	1.5	1.1	1.2	2.2	-	-	1.2	7.3	22.7
6. Grade 11 (Junior)	1.8	2.0	1.6	2.4	0.7	2.6	3.5	1.2	0.5	1.4	3.3	-	-	2.0	8.7	25.8
7. Grade 12 (Senior)	2.2	2.5	1.8	2.6	-	3.8	0.9	1.6	3.1	2.0	3.2	-	-	2.8	12.5	8.9
<i>Item 5662 Subject A01g</i>	<i>N</i> 2184	955	1130	1436	242	371	494	844	476	1750	383	1142	473	203	313	29

*=less than .05 percent.

MONITORING THE FUTURE

QUESTIONNAIRE FORM 2 2007	TOTAL	SEX		RACE		REGION				COLLEGE PLANS?		ILLICIT DRUG USE: LIFETIME				
		M	F	White	Black	NE	NC	S	W	Yes	No	None	Mari- juana Only	Few Pills	More Pills	Any Her- oin
<i>N (Weighted No. of Cases):</i>	2522	1124	1231	1554	300	485	538	962	536	1900	458	1266	540	231	374	36
<i>% of Weighted Total:</i>	100.0	44.6	48.8	61.6	11.9	19.2	21.3	38.2	21.3	75.3	18.2	50.2	21.4	9.1	14.8	1.4
E08C: Try PCP																
8. Never	98.2	97.8	98.8	98.3	99.1	98.0	98.2	98.3	98.4	98.8	95.7	100.0	100.0	99.0	94.7	47.0
1. Grade 6 or below	0.1	0.1	0.2	0.1	-	-	-	0.3	-	0.1	0.2	-	-	-	-	-
2. Grade 7	0.2	0.2	0.1	0.1	-	0.3	-	-	0.5	0.2	0.2	-	-	0.5	-	7.0
3. Grade 8	0.1	0.2	-	*	-	0.4	-	-	-	-	0.4	-	-	-	-	4.7
4. Grade 9 (Freshman)	0.4	0.6	0.3	0.4	0.6	0.6	0.2	0.7	0.1	0.2	1.4	-	-	0.3	1.6	12.0
5. Grade 10 (Sophomore)	0.4	0.6	0.2	0.6	0.3	0.3	1.3	0.2	0.1	0.2	1.4	-	-	0.1	0.9	20.3
6. Grade 11 (Junior)	0.4	0.4	0.3	0.5	-	0.5	0.2	0.3	0.6	0.3	0.3	-	-	-	1.5	9.0
7. Grade 12 (Senior)	0.2	0.1	0.1	-	-	-	0.2	0.2	0.3	0.1	0.4	-	-	-	1.2	-
<i>Item 5686 Subject A01g</i>	<i>N</i> 2202	<i>961</i>	<i>1139</i>	<i>1444</i>	<i>249</i>	<i>379</i>	<i>497</i>	<i>850</i>	<i>476</i>	<i>1759</i>	<i>391</i>	<i>1139</i>	<i>473</i>	<i>210</i>	<i>321</i>	<i>33</i>
E08D: Try amyl or butyl nitrites																
8. Never	98.9	98.4	99.5	98.9	99.0	98.5	98.5	98.8	99.5	99.5	96.3	100.0	100.0	99.1	96.0	70.9
1. Grade 6 or below	0.1	0.3	-	-	0.4	-	0.2	0.2	-	-	0.7	-	-	0.6	0.3	-
2. Grade 7	-	-	-	-	-	-	-	-	-	-	-	-	-	-	-	-
3. Grade 8	0.1	0.1	-	0.1	-	0.2	-	-	0.1	-	0.3	-	-	-	-	4.0
4. Grade 9 (Freshman)	0.1	0.1	-	0.1	0.6	0.6	-	0.1	-	*	0.6	-	-	0.3	-	6.8
5. Grade 10 (Sophomore)	0.4	0.6	0.3	0.6	-	0.5	1.1	0.2	-	0.2	1.2	-	-	-	1.4	14.1
6. Grade 11 (Junior)	0.1	0.2	-	0.1	-	0.2	-	0.2	-	-	0.3	-	-	-	0.2	4.3
7. Grade 12 (Senior)	0.3	0.2	0.2	0.1	-	-	0.3	0.4	0.3	0.3	0.5	-	-	-	2.1	-
<i>Item 5687 Subject A01g</i>	<i>N</i> 2202	<i>967</i>	<i>1134</i>	<i>1444</i>	<i>248</i>	<i>377</i>	<i>497</i>	<i>854</i>	<i>474</i>	<i>1759</i>	<i>392</i>	<i>1142</i>	<i>474</i>	<i>210</i>	<i>320</i>	<i>33</i>
E08E: Try crystal meth ("ice")																
8. Never	97.4	96.6	98.1	97.1	99.1	98.7	98.1	96.6	97.3	98.2	94.0	100.0	100.0	95.3	90.5	50.8
1. Grade 6 or below	0.2	0.4	-	-	-	-	-	0.3	0.3	0.1	0.6	-	-	0.6	0.4	-
2. Grade 7	0.1	0.3	-	0.1	0.4	-	0.2	0.3	-	0.1	0.4	-	-	-	0.3	4.8
3. Grade 8	0.4	0.4	0.4	0.5	-	0.2	-	0.8	0.2	0.2	1.1	-	-	0.9	1.1	9.1
4. Grade 9 (Freshman)	0.6	0.7	0.6	0.7	-	0.4	0.7	0.6	1.0	0.5	1.2	-	-	1.3	2.0	17.8
5. Grade 10 (Sophomore)	0.4	0.5	0.2	0.5	0.6	0.4	0.5	0.4	0.5	0.3	1.0	-	-	-	2.1	11.0
6. Grade 11 (Junior)	0.5	0.9	0.2	0.7	-	0.2	-	0.8	0.4	0.3	1.2	-	-	0.4	2.3	6.5
7. Grade 12 (Senior)	0.3	0.2	0.5	0.4	-	-	0.5	0.3	0.4	0.3	0.4	-	-	1.5	1.3	-
<i>Item 24430 Subject A01g</i>	<i>N</i> 2182	<i>965</i>	<i>1120</i>	<i>1426</i>	<i>250</i>	<i>368</i>	<i>494</i>	<i>847</i>	<i>473</i>	<i>1742</i>	<i>392</i>	<i>1141</i>	<i>471</i>	<i>200</i>	<i>317</i>	<i>29</i>
E08F: Try steroids (anabolic steroids)																
8. Never	98.5	97.6	99.3	98.3	97.9	98.4	99.5	97.8	98.7	99.0	96.2	100.0	100.0	98.2	93.7	72.5
1. Grade 6 or below	0.1	0.1	-	-	-	-	-	0.1	-	-	0.3	-	-	0.6	-	-
2. Grade 7	-	-	-	-	-	-	-	-	-	-	-	-	-	-	-	-
3. Grade 8	0.2	0.4	-	0.2	0.4	0.2	0.2	0.3	-	-	1.0	-	-	-	0.8	4.6
4. Grade 9 (Freshman)	0.3	0.5	0.1	0.5	-	0.6	-	0.1	0.8	0.2	0.9	-	-	0.7	1.1	5.2
5. Grade 10 (Sophomore)	0.3	0.4	0.1	0.3	0.6	0.8	0.2	0.3	-	0.1	1.1	-	-	0.5	0.9	7.8
6. Grade 11 (Junior)	0.2	0.5	*	0.2	0.3	-	0.2	0.4	0.1	0.2	0.5	-	-	-	1.2	2.5
7. Grade 12 (Senior)	0.4	0.4	0.5	0.4	0.8	-	-	0.9	0.4	0.5	-	-	-	-	2.2	7.3
<i>Item 23810 Subject A01g</i>	<i>N</i> 2185	<i>952</i>	<i>1133</i>	<i>1437</i>	<i>243</i>	<i>373</i>	<i>495</i>	<i>849</i>	<i>469</i>	<i>1748</i>	<i>388</i>	<i>1131</i>	<i>470</i>	<i>212</i>	<i>320</i>	<i>33</i>
E09: How difficult do you think it would be for you to get each of the following, if you wanted some?																
E09A: "Crack" cocaine																
1. Probably impossible	22.1	23.5	19.7	18.0	39.4	23.1	18.2	26.1	18.1	20.3	29.1	25.2	22.9	16.8	11.6	8.4
2. Very difficult	17.2	19.7	16.0	19.4	9.5	15.7	20.3	14.7	19.7	18.6	12.6	19.1	15.3	18.4	14.5	6.3
3. Fairly difficult	23.2	23.2	23.8	25.8	14.0	28.0	27.3	18.5	23.6	24.4	19.1	23.2	24.8	26.0	21.6	13.4
4. Fairly easy	24.5	20.1	28.0	25.5	18.3	20.0	23.0	24.6	29.4	24.8	21.5	23.4	23.7	28.7	27.0	26.7
5. Very easy	13.1	13.6	12.4	11.4	18.9	13.3	11.2	16.2	9.2	12.0	17.9	9.2	13.3	10.0	25.3	45.2
<i>Item 6811 Subject A03a</i>	<i>N</i> 2186	<i>966</i>	<i>1119</i>	<i>1430</i>	<i>246</i>	<i>374</i>	<i>493</i>	<i>848</i>	<i>471</i>	<i>1739</i>	<i>399</i>	<i>1111</i>	<i>473</i>	<i>207</i>	<i>332</i>	<i>34</i>
E09B: Cocaine in powder form																
1. Probably impossible	21.1	22.1	19.4	16.6	41.0	21.7	18.5	24.5	17.3	19.1	29.6	25.3	22.5	15.9	8.1	2.3
2. Very difficult	15.1	16.2	14.8	16.6	10.1	13.6	18.0	12.2	18.2	16.9	8.0	20.0	11.9	12.2	5.2	10.6
3. Fairly difficult	22.6	21.9	23.3	25.1	13.5	24.4	27.1	19.8	21.5	24.2	17.0	23.5	24.3	18.5	21.9	5.8
4. Fairly easy	25.3	22.6	27.7	26.9	15.5	21.8	24.6	24.0	31.2	25.3	24.0	22.2	25.3	37.3	29.4	27.6
5. Very easy	15.9	17.2	14.7	14.9	20.0	18.5	11.8	19.5	11.9	14.5	21.5	9.0	16.1	16.2	35.5	53.7
<i>Item 6812 Subject A03a</i>	<i>N</i> 2179	<i>962</i>	<i>1116</i>	<i>1423</i>	<i>247</i>	<i>376</i>	<i>493</i>	<i>843</i>	<i>467</i>	<i>1734</i>	<i>399</i>	<i>1107</i>	<i>472</i>	<i>207</i>	<i>331</i>	<i>34</i>

* = less than .05 percent.

DESCRIPTIVE RESULTS: 2007

127

QUESTIONNAIRE FORM 2 2007	TOTAL	SEX		RACE		REGION				COLLEGE PLANS?		ILLICIT DRUG USE: LIFETIME				
		M	F	White	Black	NE	NC	S	W	Yes	No	None	Mari- juana Only	Few Pills	More Pills	Any Her- oin
<i>N (Weighted No. of Cases):</i>	2522	1124	1231	1554	300	485	538	962	536	1900	458	1266	540	231	374	36
<i>% of Weighted Total:</i>	100.0	44.6	48.8	61.6	11.9	19.2	21.3	38.2	21.3	75.3	18.2	50.2	21.4	9.1	14.8	1.4
E09C: PCP																
1. Probably impossible	28.4	29.3	27.0	23.9	48.7	31.3	26.7	31.4	22.4	26.3	37.3	31.1	27.8	25.8	21.7	7.3
2. Very difficult	23.1	24.3	22.9	25.2	13.7	20.2	26.2	22.6	23.2	24.7	18.0	25.3	21.6	23.1	19.4	21.5
3. Fairly difficult	27.5	26.7	28.4	31.1	15.8	29.5	28.6	24.8	29.5	28.3	23.9	25.1	27.8	35.6	29.4	32.9
4. Fairly easy	14.7	12.2	16.8	14.7	12.0	13.6	13.7	13.2	19.5	15.0	12.4	13.3	16.3	11.8	19.4	18.2
5. Very easy	6.3	7.5	4.8	5.0	9.8	5.3	4.7	8.1	5.3	5.7	8.4	5.1	6.6	3.7	10.1	20.1
<i>Item 6771 Subject A03a</i>	<i>N 2168</i>	<i>962</i>	<i>1105</i>	<i>1423</i>	<i>243</i>	<i>374</i>	<i>492</i>	<i>840</i>	<i>462</i>	<i>1724</i>	<i>398</i>	<i>1099</i>	<i>470</i>	<i>207</i>	<i>329</i>	<i>34</i>
E09D: Amyl or butyl nitrites																
1. Probably impossible	31.2	32.2	29.9	26.1	52.6	33.2	29.0	35.2	24.6	28.3	43.8	32.4	31.8	30.9	25.6	23.0
2. Very difficult	25.0	26.4	24.3	27.8	13.0	24.3	25.5	23.7	27.4	27.2	16.5	26.4	25.2	24.4	22.1	21.2
3. Fairly difficult	25.7	25.4	26.6	29.1	15.7	27.0	27.9	23.0	27.4	26.7	22.1	25.0	23.3	31.7	28.7	19.0
4. Fairly easy	12.9	10.0	15.3	12.7	11.0	10.9	13.6	11.1	17.1	13.0	11.2	12.0	14.5	10.0	15.5	16.7
5. Very easy	5.1	6.0	3.9	4.3	7.8	4.6	3.9	7.0	3.5	4.8	6.3	4.2	5.3	3.0	8.1	20.1
<i>Item 22350 Subject A03a</i>	<i>N 2169</i>	<i>961</i>	<i>1106</i>	<i>1423</i>	<i>242</i>	<i>370</i>	<i>493</i>	<i>842</i>	<i>464</i>	<i>1726</i>	<i>396</i>	<i>1103</i>	<i>468</i>	<i>206</i>	<i>330</i>	<i>34</i>
E09E: Crystal meth ("ice")																
1. Probably impossible	27.9	28.4	27.0	22.9	50.9	34.6	24.3	31.4	19.8	26.0	35.9	29.8	30.3	23.3	20.4	11.9
2. Very difficult	24.4	25.6	23.7	27.0	14.5	24.6	24.9	23.5	25.2	26.0	18.9	25.7	23.2	28.4	21.3	16.1
3. Fairly difficult	22.6	21.9	23.6	25.4	13.2	25.2	23.6	19.4	25.2	23.4	18.5	23.0	19.7	26.5	24.7	9.2
4. Fairly easy	17.2	15.4	18.5	17.6	11.1	10.5	20.8	14.9	22.7	17.2	16.1	15.6	19.7	16.8	18.5	31.0
5. Very easy	8.0	8.7	7.1	7.0	10.4	5.2	6.4	10.7	7.1	7.4	10.5	5.9	7.2	5.1	15.1	31.8
<i>Item 24410 Subject A03a</i>	<i>N 2172</i>	<i>961</i>	<i>1110</i>	<i>1423</i>	<i>243</i>	<i>374</i>	<i>492</i>	<i>843</i>	<i>464</i>	<i>1729</i>	<i>398</i>	<i>1102</i>	<i>470</i>	<i>207</i>	<i>331</i>	<i>34</i>
E09F: Steroids (anabolic steroids)																
1. Probably impossible	21.7	20.7	21.8	17.0	41.7	24.9	18.1	26.1	15.2	19.9	29.1	23.3	22.3	18.9	16.4	10.1
2. Very difficult	16.5	17.9	16.0	17.7	12.8	15.4	17.3	14.4	20.3	16.9	15.6	16.5	16.6	20.9	14.6	12.3
3. Fairly difficult	21.7	21.8	22.5	24.4	12.3	25.7	23.3	19.2	21.3	22.5	18.5	20.7	21.8	24.3	25.1	7.9
4. Fairly easy	24.9	22.0	27.2	25.9	19.2	22.6	28.3	23.5	25.6	25.9	19.7	26.0	23.1	24.4	23.5	38.3
5. Very easy	15.2	17.6	12.5	14.9	14.0	11.4	13.0	16.9	17.5	14.8	17.2	13.5	16.2	11.4	20.3	31.4
<i>Item 23060 Subject A03a</i>	<i>N 2168</i>	<i>956</i>	<i>1111</i>	<i>1417</i>	<i>245</i>	<i>374</i>	<i>490</i>	<i>839</i>	<i>465</i>	<i>1725</i>	<i>396</i>	<i>1102</i>	<i>470</i>	<i>207</i>	<i>330</i>	<i>34</i>
E10: Individuals differ in whether or not they disapprove of people doing certain things. Do YOU disapprove of people (who are 18 or older) doing each of the following?																
E10A: Smoking one or more packs of cigarettes per day																
1. Don't disapprove	28.5	33.8	23.5	29.3	27.6	33.7	28.0	29.5	23.2	25.9	39.1	16.6	32.3	42.8	46.6	69.8
2. Disapprove	36.7	33.4	39.1	39.0	27.5	39.4	38.0	36.1	34.4	37.6	33.3	36.5	39.7	37.3	36.3	22.6
3. Strongly disapprove	34.8	32.8	37.4	31.7	45.0	27.0	34.0	34.4	42.4	36.6	27.6	46.9	28.0	19.9	17.1	7.6
<i>Item 8560 Subject A11a</i>	<i>N 2187</i>	<i>963</i>	<i>1124</i>	<i>1435</i>	<i>245</i>	<i>372</i>	<i>499</i>	<i>842</i>	<i>475</i>	<i>1742</i>	<i>395</i>	<i>1123</i>	<i>471</i>	<i>206</i>	<i>327</i>	<i>35</i>
E10B: Trying marijuana once or twice																
1. Don't disapprove	45.3	49.2	41.8	47.7	39.4	58.0	45.8	41.2	41.9	44.3	49.2	22.5	63.9	64.5	80.1	73.1
2. Disapprove	30.1	27.4	32.3	29.6	27.6	25.5	30.8	31.8	30.0	30.9	27.2	38.5	26.1	20.1	14.1	20.4
3. Strongly disapprove	24.6	23.4	25.9	22.8	33.0	16.5	23.3	27.0	28.1	24.8	23.5	39.0	9.9	15.5	5.8	6.5
<i>Item 8570 Subject A11a</i>	<i>N 2186</i>	<i>962</i>	<i>1126</i>	<i>1434</i>	<i>245</i>	<i>371</i>	<i>498</i>	<i>842</i>	<i>475</i>	<i>1738</i>	<i>399</i>	<i>1121</i>	<i>472</i>	<i>205</i>	<i>327</i>	<i>35</i>
E10C: Smoking marijuana occasionally																
1. Don't disapprove	35.4	41.7	29.6	36.6	34.4	45.9	36.3	31.5	33.4	33.8	42.5	12.8	53.0	49.9	72.3	73.7
2. Disapprove	29.4	27.0	31.5	29.0	27.1	27.6	27.3	33.2	26.2	29.5	29.0	33.2	30.5	26.5	18.9	16.2
3. Strongly disapprove	35.2	31.3	38.9	34.4	38.5	26.5	36.4	35.4	40.4	36.7	28.6	54.0	16.5	23.6	8.8	10.1
<i>Item 8580 Subject A11a</i>	<i>N 2187</i>	<i>965</i>	<i>1123</i>	<i>1436</i>	<i>247</i>	<i>373</i>	<i>499</i>	<i>845</i>	<i>471</i>	<i>1741</i>	<i>399</i>	<i>1122</i>	<i>474</i>	<i>204</i>	<i>326</i>	<i>35</i>
E10D: Smoking marijuana regularly																
1. Don't disapprove	23.4	30.8	16.4	23.2	25.6	30.8	23.0	21.6	21.2	20.8	33.7	7.5	29.7	35.8	54.5	67.6
2. Disapprove	27.9	25.7	29.4	28.4	24.4	29.9	26.6	30.1	23.8	27.9	28.8	23.0	40.8	28.6	26.5	21.3
3. Strongly disapprove	48.7	43.5	54.2	48.4	50.0	39.3	50.3	48.3	55.0	51.3	37.5	69.5	29.5	35.7	19.0	11.0
<i>Item 8590 Subject A11a</i>	<i>N 2183</i>	<i>963</i>	<i>1119</i>	<i>1434</i>	<i>243</i>	<i>369</i>	<i>498</i>	<i>841</i>	<i>474</i>	<i>1737</i>	<i>397</i>	<i>1122</i>	<i>472</i>	<i>205</i>	<i>324</i>	<i>34</i>

QUESTIONNAIRE FORM 2 2007	TOTAL	SEX		RACE		REGION				COLLEGE PLANS?		ILLICIT DRUG USE: LIFETIME				
		M	F	White	Black	NE	NC	S	W	Yes	No	None	Mari- juana Only	Few Pills	More Pills	Any Her- oin
<i>N (Weighted No. of Cases):</i>	2522	1124	1231	1554	300	485	538	962	536	1900	458	1266	540	231	374	36
<i>% of Weighted Total:</i>	100.0	44.6	48.8	61.6	11.9	19.2	21.3	38.2	21.3	75.3	18.2	50.2	21.4	9.1	14.8	1.4
E10E: Trying cocaine in powder form once or twice																
1. Don't disapprove	16.5	19.3	13.7	17.2	14.9	23.6	12.8	15.4	16.6	14.9	23.0	7.3	10.2	25.7	44.3	58.9
2. Disapprove	28.2	28.1	27.9	28.0	23.2	27.7	29.1	28.2	27.6	29.1	24.9	28.0	31.9	24.2	25.9	29.3
3. Strongly disapprove	55.4	52.7	58.5	54.8	61.9	48.7	58.2	56.4	55.9	56.0	52.1	64.6	57.9	50.2	29.8	11.8
<i>Item 23630 Subject A11a</i>	<i>N 2184</i>	<i>963</i>	<i>1121</i>	<i>1433</i>	<i>245</i>	<i>370</i>	<i>499</i>	<i>840</i>	<i>475</i>	<i>1740</i>	<i>394</i>	<i>1122</i>	<i>470</i>	<i>204</i>	<i>326</i>	<i>35</i>
E10F: Taking cocaine powder occasionally																
1. Don't disapprove	9.4	12.8	5.5	9.0	13.0	11.6	8.2	10.4	7.1	8.1	14.4	4.6	5.2	12.4	23.6	43.7
2. Disapprove	24.8	24.2	25.5	24.8	20.2	28.1	21.4	25.5	24.7	24.1	28.4	20.9	26.1	25.6	34.8	39.9
3. Strongly disapprove	65.8	63.0	69.1	66.2	66.8	60.3	70.3	64.2	68.3	67.8	57.1	74.5	68.7	62.0	41.6	16.4
<i>Item 23640 Subject A11a</i>	<i>N 2188</i>	<i>965</i>	<i>1123</i>	<i>1436</i>	<i>245</i>	<i>371</i>	<i>499</i>	<i>845</i>	<i>474</i>	<i>1743</i>	<i>397</i>	<i>1124</i>	<i>472</i>	<i>205</i>	<i>327</i>	<i>34</i>
E10G: Taking cocaine powder regularly																
1. Don't disapprove	7.4	10.2	4.0	6.4	12.7	8.9	6.2	8.8	4.9	6.0	13.0	4.2	5.9	8.5	12.4	41.2
2. Disapprove	18.3	19.2	17.2	17.3	16.7	16.5	16.9	20.3	17.7	17.4	23.1	14.7	19.0	20.2	28.1	36.1
3. Strongly disapprove	74.3	70.6	78.8	76.3	70.6	74.6	76.9	70.8	77.4	76.6	63.9	81.1	75.1	71.3	59.4	22.7
<i>Item 23650 Subject A11a</i>	<i>N 2188</i>	<i>965</i>	<i>1122</i>	<i>1434</i>	<i>246</i>	<i>371</i>	<i>498</i>	<i>845</i>	<i>475</i>	<i>1740</i>	<i>398</i>	<i>1122</i>	<i>474</i>	<i>205</i>	<i>326</i>	<i>34</i>
E10H: Trying "crack" cocaine once or twice																
1. Don't disapprove	11.2	12.1	9.6	11.3	13.6	16.1	9.7	10.7	9.7	10.5	14.6	7.3	6.8	17.7	20.6	51.2
2. Disapprove	26.5	25.8	27.3	26.2	21.7	27.6	24.9	27.4	25.6	26.9	25.3	26.2	26.2	22.8	30.8	24.8
3. Strongly disapprove	62.3	62.0	63.1	62.5	64.7	56.2	65.5	61.8	64.7	62.6	60.1	66.6	67.0	59.6	48.6	24.1
<i>Item 23660 Subject A11a</i>	<i>N 2179</i>	<i>964</i>	<i>1118</i>	<i>1429</i>	<i>246</i>	<i>368</i>	<i>496</i>	<i>844</i>	<i>471</i>	<i>1733</i>	<i>398</i>	<i>1117</i>	<i>473</i>	<i>205</i>	<i>324</i>	<i>34</i>
E10I: Taking "crack" cocaine occasionally																
1. Don't disapprove	7.6	9.8	4.8	7.0	11.5	9.2	5.0	9.8	5.1	6.8	11.0	4.6	6.2	11.8	12.0	26.0
2. Disapprove	21.9	20.2	23.4	20.6	21.3	23.9	21.1	21.1	22.7	21.5	23.6	20.8	20.3	18.3	28.0	45.6
3. Strongly disapprove	70.5	70.0	71.8	72.3	67.2	66.9	73.9	69.2	72.2	71.7	65.4	74.6	73.5	69.9	60.0	28.4
<i>Item 23670 Subject A11a</i>	<i>N 2180</i>	<i>963</i>	<i>1116</i>	<i>1432</i>	<i>242</i>	<i>366</i>	<i>497</i>	<i>845</i>	<i>473</i>	<i>1736</i>	<i>395</i>	<i>1119</i>	<i>471</i>	<i>205</i>	<i>325</i>	<i>34</i>
E10J: Taking "crack" cocaine regularly																
1. Don't disapprove	6.4	8.6	3.8	5.4	11.1	8.1	5.2	7.4	4.5	5.6	9.4	4.2	5.4	9.5	9.5	15.8
2. Disapprove	17.0	16.5	17.0	15.7	16.1	14.5	15.4	19.5	16.4	16.1	21.8	15.0	18.3	17.5	20.4	35.9
3. Strongly disapprove	76.6	74.9	79.3	78.9	72.8	77.4	79.4	73.1	79.1	78.3	68.9	80.8	76.4	73.0	70.1	48.3
<i>Item 23680 Subject A11a</i>	<i>N 2184</i>	<i>963</i>	<i>1121</i>	<i>1432</i>	<i>245</i>	<i>370</i>	<i>495</i>	<i>844</i>	<i>475</i>	<i>1736</i>	<i>398</i>	<i>1121</i>	<i>474</i>	<i>204</i>	<i>326</i>	<i>34</i>
E10K: Trying one or two drinks of an alcoholic beverage (beer, wine, liquor)																
1. Don't disapprove	67.0	66.4	68.2	72.3	51.6	76.7	73.9	63.1	58.9	67.3	67.6	54.7	72.4	83.4	89.2	82.8
2. Disapprove	17.0	17.6	16.4	15.1	18.1	12.3	15.3	17.5	21.7	17.2	15.5	22.5	16.4	8.7	5.8	9.9
3. Strongly disapprove	16.0	16.1	15.3	12.6	30.3	11.0	10.8	19.4	19.4	15.6	16.9	22.8	11.3	7.9	5.0	7.3
<i>Item 8710 Subject A11a</i>	<i>N 2183</i>	<i>960</i>	<i>1122</i>	<i>1430</i>	<i>245</i>	<i>370</i>	<i>497</i>	<i>843</i>	<i>473</i>	<i>1737</i>	<i>396</i>	<i>1118</i>	<i>473</i>	<i>204</i>	<i>327</i>	<i>34</i>
E10L: Taking one or two drinks nearly every day																
1. Don't disapprove	32.1	40.3	25.0	35.1	26.1	37.1	35.0	33.2	23.4	30.3	40.5	19.9	34.7	44.3	55.4	73.2
2. Disapprove	38.7	34.3	42.2	39.1	35.6	40.3	39.6	37.2	39.0	40.2	32.4	39.6	43.2	36.4	33.6	21.7
3. Strongly disapprove	29.2	25.4	32.8	25.7	38.2	22.6	25.4	29.6	37.7	29.5	27.1	40.5	22.1	19.3	11.0	5.1
<i>Item 8720 Subject A11a</i>	<i>N 2179</i>	<i>963</i>	<i>1116</i>	<i>1429</i>	<i>245</i>	<i>369</i>	<i>495</i>	<i>843</i>	<i>472</i>	<i>1734</i>	<i>397</i>	<i>1117</i>	<i>471</i>	<i>204</i>	<i>327</i>	<i>33</i>
E10M: Taking four or five drinks nearly every day																
1. Don't disapprove	14.7	21.4	8.5	14.8	17.6	15.0	13.4	16.2	13.0	12.7	23.7	7.7	17.3	20.4	24.2	49.4
2. Disapprove	30.9	31.1	30.4	32.2	25.0	34.9	31.8	32.5	24.0	30.6	32.3	24.8	36.1	38.9	40.1	28.5
3. Strongly disapprove	54.4	47.5	61.1	53.0	57.3	50.0	54.8	51.3	63.1	56.7	44.0	67.5	46.6	40.8	35.7	22.1
<i>Item 8730 Subject A11a</i>	<i>N 2177</i>	<i>958</i>	<i>1119</i>	<i>1431</i>	<i>244</i>	<i>369</i>	<i>498</i>	<i>840</i>	<i>471</i>	<i>1733</i>	<i>395</i>	<i>1119</i>	<i>469</i>	<i>204</i>	<i>326</i>	<i>34</i>
E10N: Having five or more drinks once or twice each weekend																
1. Don't disapprove	33.3	40.8	26.2	37.8	23.0	43.1	35.5	31.5	26.4	31.9	40.1	17.3	42.8	51.2	58.1	62.9
2. Disapprove	25.3	21.9	28.1	24.4	24.4	24.2	24.8	28.2	21.4	25.7	23.3	25.2	27.0	20.7	25.7	23.9
3. Strongly disapprove	41.5	37.2	45.8	37.8	52.6	32.8	39.7	40.3	52.2	42.4	36.6	57.5	30.1	28.1	16.2	13.3
<i>Item 8740 Subject A11a</i>	<i>N 2175</i>	<i>955</i>	<i>1121</i>	<i>1428</i>	<i>241</i>	<i>368</i>	<i>497</i>	<i>841</i>	<i>469</i>	<i>1736</i>	<i>392</i>	<i>1120</i>	<i>465</i>	<i>204</i>	<i>327</i>	<i>33</i>

DESCRIPTIVE RESULTS: 2007

129

QUESTIONNAIRE FORM 2 2007	TOTAL	SEX		RACE		REGION				COLLEGE PLANS?		ILLICIT DRUG USE: LIFETIME				
		M	F	White	Black	NE	NC	S	W	Yes	No	None	Mari- juana Only	Few Pills	More Pills	Any Her- oin
<i>N (Weighted No. of Cases):</i>	2522	1124	1231	1554	300	485	538	962	536	1900	458	1266	540	231	374	36
<i>% of Weighted Total:</i>	100.0	44.6	48.8	61.6	11.9	19.2	21.3	38.2	21.3	75.3	18.2	50.2	21.4	9.1	14.8	1.4
The next two questions are about military service.																
E11A: Do you favor or oppose a military draft at the present time?																
1. Strongly oppose	47.4	49.2	46.1	46.7	50.5	57.8	49.8	43.1	44.3	48.4	43.0	44.5	50.7	51.5	52.8	36.6
2. Mostly oppose	16.3	13.9	17.8	16.9	17.5	12.7	17.0	16.6	18.0	17.0	14.0	18.2	15.4	13.2	12.8	19.9
3. No opinion, or mixed	27.8	24.9	30.4	27.5	26.3	23.0	25.1	31.0	28.5	27.3	30.0	28.6	27.0	30.2	25.4	20.9
4. Mostly favor	4.9	6.4	3.9	5.1	4.3	1.5	5.0	5.9	5.6	4.5	5.3	6.0	4.3	0.1	3.8	7.9
5. Strongly favor	3.6	5.6	1.9	3.9	1.5	5.0	3.1	3.4	3.6	2.7	7.7	2.7	2.6	5.0	5.2	14.6
<i>Item 21060 Subject L02</i>	<i>N</i> 2156	952	1107	1416	246	369	488	838	461	1716	389	1105	467	202	321	33
E11B: Do you think any military draft in the U.S. should include women as well as men?																
1. No	36.8	32.3	40.8	35.4	45.6	34.8	33.5	38.8	38.2	37.2	33.9	36.4	37.6	33.5	39.5	40.7
2. Uncertain	34.0	30.2	37.4	33.4	32.1	31.9	35.1	33.6	34.9	34.6	31.7	36.8	30.6	32.8	28.4	29.1
3. Yes	29.3	37.5	21.7	31.2	22.4	33.3	31.3	27.6	26.9	28.1	34.4	26.8	31.8	33.7	32.1	30.2
<i>Item 21070 Subject L02</i>	<i>N</i> 2219	981	1128	1444	261	380	505	858	475	1750	407	1142	479	207	325	34
The next questions are about your experiences in school.																
E12: Some people like school very much. Others don't. How do you feel about going to school?																
5. I like school very much	12.3	11.4	13.2	10.1	24.4	14.9	10.7	13.9	8.8	12.8	8.9	14.7	12.3	8.8	7.0	10.1
4. I like school quite a lot	21.5	21.5	21.3	22.4	17.7	22.0	20.8	19.0	26.4	23.7	13.6	26.9	18.7	15.0	11.2	14.2
3. I like school some	41.2	38.8	43.4	41.7	40.5	36.5	44.4	41.4	41.3	42.2	38.6	40.8	41.3	44.7	42.1	29.9
2. I don't like school very much	17.2	18.8	15.4	17.7	12.3	16.4	16.3	16.8	19.3	15.0	24.6	14.2	18.9	21.7	22.5	19.4
1. I don't like school at all	7.8	9.5	6.7	8.0	5.1	10.2	7.8	8.8	4.2	6.3	14.4	3.5	8.8	9.7	17.1	26.5
<i>Item 7630 Subject B01, Q08</i>	<i>N</i> 2211	976	1125	1438	258	378	504	851	477	1746	403	1138	474	207	325	34
E13: About how many hours do you spend in an average week on all your homework including both in school and out of school?																
1. 0 hours	11.9	16.3	7.9	12.9	13.8	14.9	10.1	14.7	6.2	8.8	24.3	8.1	15.9	8.5	18.6	27.0
2. 1-4 hours	49.9	50.5	48.5	48.8	52.5	49.1	49.2	51.9	47.6	49.9	50.7	46.9	51.0	53.7	57.9	40.7
3. 5-9 hours	19.2	16.4	21.9	19.7	17.4	16.1	22.8	18.5	19.0	21.4	9.8	23.6	15.1	16.1	12.2	25.8
4. 10-14 hours	9.7	8.8	10.7	9.5	9.3	8.3	8.1	7.6	16.5	10.2	8.2	11.6	7.7	13.2	4.6	1.7
5. 15-19 hours	4.3	3.6	5.1	4.8	3.2	6.4	5.7	2.3	4.9	4.5	2.9	4.3	5.6	3.1	2.5	2.4
6. 20-24 hours	2.2	2.1	2.3	2.0	0.4	2.1	2.6	1.7	2.6	2.2	2.4	2.6	2.0	1.1	1.8	2.3
7. 25 or more hours	2.8	2.3	3.4	2.2	3.4	3.1	1.5	3.3	3.2	3.0	1.7	2.9	2.7	4.3	2.4	-
<i>Item 7640 Subject B01</i>	<i>N</i> 2210	974	1124	1436	259	377	503	854	476	1745	404	1138	475	205	325	34
E14: To what extent have you participated in the following school activities during this school year?																
E14A: . . . school newspaper or yearbook																
1. Not at all	74.1	81.8	68.0	73.7	66.8	63.6	76.8	75.8	76.4	72.3	83.6	72.4	76.8	74.9	77.2	78.0
2. Slight	11.4	8.7	13.3	11.6	16.1	15.4	9.0	10.1	13.2	12.1	8.4	12.4	9.3	11.7	10.9	9.9
3. Moderate	4.2	2.9	5.2	4.3	3.9	9.3	3.1	3.6	2.5	4.4	2.7	4.2	3.9	1.8	4.7	2.1
4. Considerable	2.4	1.9	2.8	2.4	4.1	3.0	2.5	2.6	1.5	2.5	0.9	2.1	3.0	3.6	2.1	-
5. Great	7.9	4.7	10.6	8.0	9.1	8.7	8.7	8.0	6.5	8.7	4.4	8.9	7.0	7.9	5.1	10.0
<i>Item 22170 Subject B01, C07</i>	<i>N</i> 2183	956	1117	1416	258	371	497	841	473	1722	402	1130	470	202	315	33
E14B: . . . music or other performing arts																
1. Not at all	59.6	66.8	53.9	59.9	58.7	60.3	56.6	63.5	55.4	57.8	68.7	55.7	66.3	57.1	66.6	54.9
2. Slight	8.9	7.8	9.0	8.5	10.6	8.4	8.7	9.1	9.1	9.0	8.4	8.8	7.8	7.4	8.9	18.9
3. Moderate	8.9	8.2	9.8	7.7	12.7	9.2	10.1	7.3	10.3	8.8	7.7	9.0	9.8	8.1	8.1	13.1
4. Considerable	6.1	4.0	7.5	6.5	4.4	5.6	8.3	4.8	6.2	6.5	3.9	7.4	3.3	6.8	4.8	-
5. Great	16.5	13.2	19.8	17.4	13.7	16.5	16.3	15.2	19.1	17.8	11.3	19.2	12.8	20.6	11.6	13.1
<i>Item 22180 Subject B01, C07</i>	<i>N</i> 2176	955	1111	1416	255	369	495	840	472	1721	395	1129	465	202	314	33

MONITORING THE FUTURE

QUESTIONNAIRE FORM 2 2007	TOTAL	SEX		RACE		REGION				COLLEGE PLANS?		ILLICIT DRUG USE: LIFETIME					
		M	F	White	Black	NE	NC	S	W	Yes	No	None	Mari- juana Only	Few Pills	More Pills	Any Her- oin	
<i>N (Weighted No. of Cases):</i>	2522	1124	1231	1554	300	485	538	962	536	1900	458	1266	540	231	374	36	
<i>% of Weighted Total:</i>	100.0	44.6	48.8	61.6	11.9	19.2	21.3	38.2	21.3	75.3	18.2	50.2	21.4	9.1	14.8	1.4	
E14C: . . . athletic teams																	
1. Not at all	45.8	42.3	49.0	45.1	35.3	42.5	45.2	45.7	49.1	42.8	59.3	43.7	43.0	53.1	52.3	47.2	
2. Slight	7.2	6.8	7.2	6.6	9.1	7.1	7.1	8.2	5.6	6.5	9.9	6.4	7.9	10.7	6.4	9.1	
3. Moderate	10.1	9.9	9.9	10.3	14.4	14.3	10.2	7.9	10.9	10.6	8.3	10.8	8.4	8.0	10.8	19.6	
4. Considerable	8.8	10.0	7.9	9.6	4.8	10.1	8.2	8.2	9.4	9.2	6.8	9.0	7.9	9.8	8.1	8.6	
5. Great	28.1	31.0	25.9	28.4	36.4	25.9	29.3	30.0	25.0	30.8	15.7	30.1	32.7	18.4	22.4	15.6	
<i>Item 22190 Subject B01, C07</i>	<i>N</i>	<i>2182</i>	<i>957</i>	<i>1114</i>	<i>1420</i>	<i>254</i>	<i>367</i>	<i>498</i>	<i>843</i>	<i>474</i>	<i>1730</i>	<i>392</i>	<i>1131</i>	<i>467</i>	<i>202</i>	<i>314</i>	<i>34</i>
E14D: . . . other school clubs or activities																	
1. Not at all	33.6	41.8	26.7	31.2	31.3	34.1	31.7	34.7	33.0	29.2	51.6	26.8	36.3	41.8	46.9	50.4	
2. Slight	15.3	16.8	13.5	16.0	14.0	10.1	18.1	12.8	20.9	14.9	17.7	14.7	16.2	14.9	16.8	12.0	
3. Moderate	15.6	15.2	15.8	16.9	11.1	21.7	13.6	14.8	14.2	16.2	12.6	16.7	13.8	15.0	15.0	12.2	
4. Considerable	12.7	9.6	15.4	13.8	11.0	13.4	13.7	12.7	11.0	14.3	6.4	14.2	10.7	12.8	9.2	17.9	
5. Great	22.9	16.6	28.6	22.0	32.6	20.7	22.9	25.0	20.9	25.4	11.8	27.6	23.0	15.5	12.2	7.5	
<i>Item 22200 Subject B01, C07</i>	<i>N</i>	<i>2181</i>	<i>958</i>	<i>1114</i>	<i>1419</i>	<i>255</i>	<i>369</i>	<i>496</i>	<i>842</i>	<i>473</i>	<i>1726</i>	<i>394</i>	<i>1131</i>	<i>466</i>	<i>202</i>	<i>314</i>	<i>34</i>
E15: In general, how much say or influence do you feel each of the following has on HOW YOUR SCHOOL IS RUN?																	
E15A: The principal																	
1. Little or no influence	16.4	18.6	14.4	12.7	29.1	15.3	15.4	18.3	14.9	14.3	23.9	12.0	21.9	17.5	19.0	25.0	
2. Some influence	12.1	11.3	12.5	11.0	11.4	13.7	11.9	11.5	12.2	11.1	17.1	11.9	11.7	14.7	13.4	2.8	
3. Moderate influence	17.3	18.4	16.1	18.1	15.3	15.3	16.8	16.2	21.2	16.1	22.6	17.9	15.7	18.4	16.1	26.0	
4. Considerable influence	24.3	23.8	25.1	26.9	15.0	26.6	26.5	22.2	23.8	26.0	17.3	26.1	22.1	25.9	21.5	14.6	
5. A great deal of influence	29.9	28.1	31.9	31.3	29.3	29.1	29.4	31.8	27.8	32.5	19.0	32.1	28.5	23.6	30.0	31.5	
<i>Item 7650 Subject B10</i>	<i>N</i>	<i>2165</i>	<i>953</i>	<i>1102</i>	<i>1409</i>	<i>254</i>	<i>367</i>	<i>493</i>	<i>837</i>	<i>469</i>	<i>1712</i>	<i>393</i>	<i>1119</i>	<i>468</i>	<i>202</i>	<i>315</i>	<i>29</i>
E15B: The teachers																	
1. Little or no influence	9.3	11.3	7.0	8.5	16.3	9.8	8.8	11.0	6.4	7.4	17.6	6.0	11.6	11.9	14.6	15.6	
2. Some influence	16.7	17.7	15.4	15.9	17.1	15.2	16.0	18.2	15.6	16.3	18.9	15.3	15.4	20.0	21.0	15.4	
3. Moderate influence	30.4	30.2	31.2	31.3	26.3	34.7	32.3	27.7	29.7	30.4	29.3	31.2	30.3	33.0	26.5	29.3	
4. Considerable influence	28.0	25.9	29.3	30.1	23.1	29.3	29.0	25.6	30.1	29.2	22.9	28.9	27.0	25.2	26.9	34.3	
5. A great deal of influence	15.7	14.9	17.1	14.2	17.2	11.0	13.8	17.5	18.2	16.8	11.3	18.5	15.7	10.0	11.0	5.4	
<i>Item 7660 Subject B10</i>	<i>N</i>	<i>2165</i>	<i>952</i>	<i>1101</i>	<i>1409</i>	<i>251</i>	<i>366</i>	<i>494</i>	<i>833</i>	<i>471</i>	<i>1712</i>	<i>392</i>	<i>1121</i>	<i>465</i>	<i>202</i>	<i>316</i>	<i>29</i>
E15C: The students																	
1. Little or no influence	26.8	30.1	23.8	28.0	24.3	26.5	25.0	31.0	21.5	26.3	28.7	22.5	28.1	35.0	35.4	27.5	
2. Some influence	20.4	20.6	20.4	21.5	17.0	20.4	24.5	18.2	20.3	20.4	20.1	21.7	18.5	20.2	19.1	8.1	
3. Moderate influence	19.0	18.6	19.0	18.8	19.3	20.2	17.5	16.6	24.1	18.6	19.2	20.5	19.2	15.5	13.9	26.6	
4. Considerable influence	16.0	13.7	17.9	16.0	15.7	15.8	17.6	13.6	18.7	17.1	13.6	16.9	16.6	13.4	15.7	7.8	
5. A great deal of influence	17.7	17.0	18.9	15.6	23.7	17.2	15.5	20.6	15.4	17.6	18.4	18.4	17.6	15.8	15.9	30.0	
<i>Item 7670 Subject B10</i>	<i>N</i>	<i>2166</i>	<i>955</i>	<i>1102</i>	<i>1411</i>	<i>252</i>	<i>369</i>	<i>493</i>	<i>835</i>	<i>469</i>	<i>1713</i>	<i>393</i>	<i>1120</i>	<i>467</i>	<i>202</i>	<i>315</i>	<i>29</i>
E15D: Parents of students																	
1. Little or no influence	23.7	26.0	22.0	22.5	28.3	25.6	21.9	27.0	18.5	20.8	36.4	19.1	27.3	26.8	31.4	37.5	
2. Some influence	27.0	28.8	25.0	29.6	17.5	27.4	27.6	24.7	30.2	28.3	23.2	25.8	27.0	29.7	30.6	32.8	
3. Moderate influence	22.1	20.4	23.8	24.4	13.4	19.9	26.4	20.3	22.8	23.0	17.0	24.5	21.2	20.3	18.7	9.6	
4. Considerable influence	14.7	12.7	16.8	14.1	16.5	15.6	14.6	13.1	16.9	15.4	11.4	16.1	12.4	13.9	12.8	11.0	
5. A great deal of influence	12.4	12.2	12.5	9.3	24.3	11.5	9.6	15.0	11.5	12.4	12.0	14.5	12.2	9.4	6.4	9.1	
<i>Item 7680 Subject B10</i>	<i>N</i>	<i>2163</i>	<i>953</i>	<i>1101</i>	<i>1410</i>	<i>252</i>	<i>366</i>	<i>493</i>	<i>835</i>	<i>469</i>	<i>1712</i>	<i>391</i>	<i>1120</i>	<i>464</i>	<i>202</i>	<i>315</i>	<i>29</i>
E16: Have you had any drug education courses or lectures in school?																	
1. No—GO TO Q.E20	24.4	26.9	22.0	21.8	32.0	18.6	25.3	28.2	21.3	23.5	29.6	25.2	27.5	20.0	18.8	38.7	
2. No, and I wish I had—GO TO Q.E20	2.9	2.8	2.5	2.3	4.2	2.1	2.4	3.6	2.9	3.1	2.1	1.9	4.5	5.3	3.2	-	
3. Yes	72.6	70.3	75.5	75.9	63.8	79.3	72.3	68.2	75.8	73.4	68.2	72.9	68.1	74.6	78.0	61.3	
<i>Item 7690 Subject A10a</i>	<i>N</i>	<i>2082</i>	<i>909</i>	<i>1076</i>	<i>1373</i>	<i>230</i>	<i>345</i>	<i>482</i>	<i>798</i>	<i>456</i>	<i>1676</i>	<i>357</i>	<i>1089</i>	<i>442</i>	<i>190</i>	<i>308</i>	<i>30</i>

QUESTIONNAIRE FORM 2 2007	TOTAL	SEX		RACE		REGION				COLLEGE PLANS?		ILLICIT DRUG USE: LIFETIME				
		M	F	White	Black	NE	NC	S	W	Yes	No	None	Mari- juana Only	Few Pills	More Pills	Any Her- oin
<i>N (Weighted No. of Cases):</i>	2522	1124	1231	1554	300	485	538	962	536	1900	458	1266	540	231	374	36
<i>% of Weighted Total:</i>	100.0	44.6	48.8	61.6	11.9	19.2	21.3	38.2	21.3	75.3	18.2	50.2	21.4	9.1	14.8	1.4
E17: Would you say that the information about drugs that you received in school classes or programs has . . .																
1. Made you less interested in trying drugs	51.6	47.9	54.1	49.0	62.6	43.3	49.3	52.4	59.3	52.9	46.0	64.0	49.8	36.9	24.7	18.8
2. Not changed your interest in trying drugs	43.2	44.7	42.7	45.9	32.0	49.1	47.5	43.0	34.6	42.8	44.2	34.8	46.4	54.1	59.0	54.6
3. Made you more interested in trying drugs	5.2	7.4	3.2	5.1	5.5	7.6	3.2	4.6	6.2	4.3	9.9	1.3	3.8	8.9	16.3	26.5
<i>Item 7840 Subject A10a</i>	<i>N†</i> 1504	632	810	1037	148	275	345	543	341	1222	245	786	301	142	238	18
E18: How many of the following drug education experiences have you had in high school? (Mark all that apply.)																
A. A special course about drugs	31.5	35.7	27.5	30.9	32.8	38.8	25.8	31.4	31.5	31.3	32.4	29.6	34.1	27.2	36.6	47.3
B. Films, lectures, or discussions in one of my regular courses	69.9	70.1	70.0	71.8	59.8	69.5	74.0	66.2	72.1	70.7	65.9	71.4	66.3	64.8	70.9	78.5
C. Films or lectures, outside of my regular courses	29.9	27.8	31.1	30.7	29.7	27.7	28.2	34.0	27.0	30.1	29.6	30.7	31.0	23.8	29.4	46.9
D. Special group discussions about drugs	18.0	19.0	16.5	17.6	21.0	23.2	14.8	18.4	16.6	17.0	22.8	15.5	22.1	12.7	23.7	39.6
<i>Item 7850-7880 Subject A10a</i>	<i>N†</i> 1460	615	784	1007	145	269	338	529	324	1188	239	764	293	140	232	16
E19: Overall, how valuable were the experiences to you?																
1. Little or no value	25.9	32.0	20.2	27.9	19.6	24.4	25.9	26.2	26.6	24.5	31.3	19.1	27.5	29.9	41.3	65.7
2. Some value	40.3	37.8	43.0	41.3	35.0	42.5	43.4	40.7	34.6	41.3	36.8	41.2	43.4	48.2	31.4	18.3
3. Considerable value	21.6	18.5	23.9	19.8	24.0	21.4	20.2	18.1	28.7	23.1	15.1	26.3	16.0	16.7	16.8	7.7
4. Great value	12.2	11.7	12.8	11.0	21.4	11.7	10.5	14.9	10.2	11.1	16.8	13.4	13.1	5.2	10.5	8.3
<i>Item 7890 Subject A10a</i>	<i>N†</i> 1478	625	793	1021	145	270	343	531	333	1201	239	769	300	140	235	18
E20: During the LAST TWO WEEKS, how many times have you driven a car, truck, or motorcycle after . . .																
E20A: Drinking alcohol?																
1. None	86.8	84.8	88.7	85.9	92.3	89.1	87.3	85.0	87.5	87.4	84.6	95.6	84.4	79.5	69.2	46.8
2. Once	6.8	7.5	6.6	7.7	2.2	4.4	8.1	7.6	5.8	7.0	6.7	2.4	10.2	11.2	13.5	17.7
3. Twice	3.4	3.8	2.7	3.2	4.1	4.4	2.3	3.8	3.0	2.9	4.4	1.0	3.6	5.9	7.8	13.0
4. 3-5 times	1.5	1.8	1.1	1.7	1.3	0.7	1.3	2.0	1.5	1.5	1.7	0.5	0.7	1.7	4.0	15.2
5. 6-9 times	0.5	0.4	0.5	0.6	-	0.4	0.3	0.7	0.2	0.4	0.6	0.1	0.2	1.7	1.3	-
6. 10 or more	1.1	1.6	0.3	0.9	-	1.0	0.6	0.9	2.0	0.7	2.1	0.3	0.9	-	4.0	7.3
<i>Item 1811 Subject A07a</i>	<i>N</i> 2145	946	1091	1398	250	365	492	830	458	1701	386	1109	457	200	317	32
E20B: Having 5 or more drinks in a row?																
1. None	91.8	89.9	93.7	91.7	94.0	92.2	91.2	92.2	91.6	92.5	91.6	98.1	90.3	88.7	80.6	51.7
2. Once	3.6	3.6	3.5	3.5	3.3	3.1	4.7	3.5	3.2	3.9	1.8	1.1	6.7	4.7	6.4	9.1
3. Twice	1.9	2.3	1.6	2.0	2.0	1.5	2.0	1.7	2.7	1.7	2.7	0.4	1.4	2.6	5.4	21.8
4. 3-5 times	1.3	2.1	0.6	1.3	0.2	2.1	0.9	1.5	0.7	1.2	1.5	0.2	1.0	2.7	2.1	11.3
5. 6-9 times	0.3	0.4	0.2	0.4	-	-	0.8	0.2	-	0.2	0.4	0.1	-	1.3	0.5	1.8
6. 10 or more	1.0	1.7	0.3	1.0	0.5	1.0	0.3	1.0	1.8	0.6	2.0	0.1	0.6	-	5.0	4.3
<i>Item 1812 Subject A07a</i>	<i>N</i> 2150	951	1090	1402	251	366	491	833	459	1700	389	1107	462	200	318	32
E20C: Smoking marijuana?																
1. None	88.2	84.4	92.3	87.9	91.4	87.6	87.3	89.3	87.9	90.0	82.1	100.0	84.8	82.4	62.5	48.3
2. Once	4.0	5.0	2.9	4.2	2.6	3.4	4.1	3.8	4.8	3.9	3.6	-	6.9	7.5	9.2	17.6
3. Twice	2.2	2.7	1.6	2.3	1.0	1.6	2.7	1.8	3.0	1.6	5.4	-	2.3	4.9	7.3	5.3
4. 3-5 times	2.1	1.7	2.4	2.0	1.4	1.8	3.0	2.1	1.2	1.9	1.8	-	2.4	4.8	6.6	4.9
5. 6-9 times	1.3	1.9	0.5	1.3	1.7	2.8	0.8	0.5	2.1	1.3	1.2	-	2.1	0.4	4.4	1.5
6. 10 or more	2.2	4.2	0.3	2.3	2.0	2.8	2.2	2.5	1.1	1.3	5.9	-	1.5	-	10.1	22.5
<i>Item 1813 Subject A07a</i>	<i>N</i> 2147	949	1090	1400	253	366	491	831	458	1697	389	1108	461	198	317	32

†=excludes respondents for whom question was inappropriate.

MONITORING THE FUTURE

QUESTIONNAIRE FORM 2 2007	TOTAL	SEX		RACE		REGION				COLLEGE PLANS?		ILLICIT DRUG USE: LIFETIME				
		M	F	White	Black	NE	NC	S	W	Yes	No	None	Mari- juana Only	Few Pills	More Pills	Any Her- oin
<i>N (Weighted No. of Cases):</i>	2522	1124	1231	1554	300	485	538	962	536	1900	458	1266	540	231	374	36
<i>% of Weighted Total:</i>	100.0	44.6	48.8	61.6	11.9	19.2	21.3	38.2	21.3	75.3	18.2	50.2	21.4	9.1	14.8	1.4
E20D: Using other illicit drugs?																
1. None	97.2	95.8	98.5	97.2	99.4	95.2	98.1	97.6	97.1	98.3	94.1	100.0	100.0	98.2	87.5	69.9
2. Once	0.7	1.1	0.3	0.7	0.6	0.9	0.7	0.7	0.4	0.6	0.7	-	-	0.3	2.4	16.9
3. Twice	0.5	0.5	0.6	0.4	-	0.6	0.3	0.4	0.9	0.3	1.4	-	-	-	2.9	2.2
4. 3-5 times	0.7	1.0	0.5	0.9	-	0.8	0.2	0.8	1.1	0.5	1.3	-	-	1.5	2.6	5.0
5. 6-9 times	0.1	0.3	*	0.2	-	0.2	0.5	-	-	*	0.6	-	-	-	0.7	2.6
6. 10 or more	0.7	1.4	0.1	0.7	-	2.3	0.3	0.5	0.5	0.3	1.9	-	-	-	3.9	3.4
<i>Item 1814 Subject A07a</i>	<i>N 2142</i>	<i>943</i>	<i>1091</i>	<i>1399</i>	<i>251</i>	<i>368</i>	<i>489</i>	<i>830</i>	<i>456</i>	<i>1694</i>	<i>389</i>	<i>1104</i>	<i>461</i>	<i>198</i>	<i>317</i>	<i>32</i>
E21: During the LAST TWO WEEKS, how many times (if any) have you been a passenger in a car . . .																
E21A: When the driver had been drinking?																
1. None	82.0	82.1	82.0	81.9	88.0	79.0	82.2	82.6	82.9	83.4	76.5	91.3	76.7	71.3	68.0	54.8
2. Once	9.6	9.6	9.8	9.8	5.9	10.0	10.7	10.3	7.0	9.2	12.2	5.6	13.8	17.7	11.6	14.5
3. Twice	3.9	4.2	3.5	4.0	3.1	5.2	3.7	3.0	4.6	3.5	5.1	1.5	4.6	6.1	8.0	20.2
4. 3-5 times	2.5	2.1	2.6	2.7	1.9	3.8	1.1	2.7	2.3	2.2	3.1	0.6	2.9	4.7	6.6	8.7
5. 6-9 times	0.6	0.5	0.7	0.7	0.2	0.2	0.9	0.3	1.1	0.5	0.7	0.5	0.5	0.2	1.4	-
6. 10 or more	1.5	1.5	1.3	1.0	0.9	1.8	1.4	1.0	2.2	1.2	2.5	0.5	1.6	-	4.5	1.9
<i>Item 1815 Subject A07a</i>	<i>N 2146</i>	<i>949</i>	<i>1091</i>	<i>1404</i>	<i>250</i>	<i>364</i>	<i>492</i>	<i>828</i>	<i>463</i>	<i>1697</i>	<i>387</i>	<i>1106</i>	<i>462</i>	<i>199</i>	<i>315</i>	<i>32</i>
E21B: When you think the driver had 5 or more drinks?																
1. None	90.1	88.7	91.9	90.1	93.2	89.2	90.8	90.5	89.6	91.3	86.2	97.7	85.9	85.0	78.7	54.8
2. Once	4.5	5.2	3.7	4.5	3.8	3.3	4.5	5.4	3.7	4.5	5.0	1.0	8.7	8.2	6.9	10.9
3. Twice	2.4	2.8	2.0	2.7	1.4	4.3	2.4	1.4	2.8	2.2	2.7	0.6	2.5	2.9	5.5	22.0
4. 3-5 times	1.6	2.1	1.2	1.6	0.8	1.5	1.5	1.8	1.6	1.3	2.9	0.3	2.3	3.6	3.9	5.8
5. 6-9 times	0.5	0.1	0.7	0.5	0.6	0.7	0.5	0.3	0.7	0.4	0.8	0.1	0.3	0.2	1.6	4.6
6. 10 or more	0.8	1.1	0.6	0.6	0.2	1.0	0.3	0.6	1.6	0.3	2.4	0.4	0.3	-	3.4	1.9
<i>Item 1816 Subject A07a</i>	<i>N 2145</i>	<i>945</i>	<i>1094</i>	<i>1403</i>	<i>251</i>	<i>364</i>	<i>490</i>	<i>827</i>	<i>464</i>	<i>1697</i>	<i>385</i>	<i>1108</i>	<i>462</i>	<i>197</i>	<i>314</i>	<i>32</i>
E21C: When the driver had been smoking marijuana?																
1. None	82.5	80.4	84.6	83.3	83.9	78.2	82.0	84.4	83.2	84.9	72.9	97.6	73.7	72.8	55.6	36.9
2. Once	6.3	6.1	6.5	5.9	3.2	7.1	6.9	5.3	6.9	5.8	9.1	1.3	11.3	12.5	11.7	15.1
3. Twice	3.8	4.1	3.5	3.9	4.4	4.3	3.6	3.9	3.6	3.2	6.3	0.7	6.3	7.0	8.1	6.3
4. 3-5 times	3.1	3.4	2.9	2.9	5.0	5.0	2.7	2.7	2.9	2.9	4.1	0.3	4.7	4.6	7.9	11.6
5. 6-9 times	1.6	1.6	1.4	1.6	1.1	2.4	1.7	1.2	1.7	1.5	1.9	-	1.9	0.8	6.4	11.3
6. 10 or more	2.5	4.2	1.1	2.6	2.5	3.0	3.0	2.5	1.7	1.7	5.7	0.1	2.1	2.3	10.3	18.7
<i>Item 1817 Subject A07a</i>	<i>N 2140</i>	<i>943</i>	<i>1091</i>	<i>1397</i>	<i>251</i>	<i>365</i>	<i>489</i>	<i>823</i>	<i>462</i>	<i>1694</i>	<i>384</i>	<i>1103</i>	<i>462</i>	<i>197</i>	<i>315</i>	<i>32</i>
E21D: When the driver had been using other illicit drugs?																
1. None	96.3	94.9	98.1	96.4	98.3	93.8	97.1	96.8	96.6	97.4	92.9	99.2	97.4	97.3	88.0	76.8
2. Once	1.2	1.6	0.8	1.1	1.4	2.4	0.7	0.7	1.5	0.8	2.0	0.4	1.2	1.9	2.4	2.3
3. Twice	0.7	1.2	0.2	0.7	-	0.9	1.0	0.6	0.4	0.5	1.2	0.2	0.6	0.1	2.2	3.4
4. 3-5 times	0.6	0.9	0.2	0.7	-	1.1	0.2	1.0	-	0.5	1.2	0.1	0.4	0.7	1.4	9.2
5. 6-9 times	0.7	0.6	0.3	0.8	0.2	0.4	0.9	0.4	1.0	0.5	1.0	-	0.5	-	3.2	2.4
6. 10 or more	0.5	0.9	0.3	0.3	-	1.4	-	0.5	0.5	0.3	1.8	0.1	-	-	2.8	5.8
<i>Item 1818 Subject A07a</i>	<i>N 2127</i>	<i>939</i>	<i>1082</i>	<i>1390</i>	<i>249</i>	<i>361</i>	<i>488</i>	<i>821</i>	<i>457</i>	<i>1687</i>	<i>382</i>	<i>1099</i>	<i>452</i>	<i>197</i>	<i>316</i>	<i>32</i>
E22: How often do you . . .																
E22A: Eat breakfast?																
1. Never	9.0	9.8	8.4	8.9	7.0	12.1	10.9	7.5	7.5	7.4	16.9	5.1	12.3	12.0	13.9	24.6
2. Seldom	22.3	22.1	22.6	22.3	24.4	20.8	25.2	23.2	19.0	21.6	25.3	19.2	27.2	25.8	25.2	16.5
3. Sometimes	20.4	20.9	20.4	18.1	24.9	20.1	20.1	19.4	22.8	19.5	23.0	19.6	21.7	22.5	19.7	22.4
4. Most days	13.9	13.7	13.4	14.1	15.5	13.3	10.5	16.1	14.2	14.5	12.4	15.2	8.6	15.7	16.2	15.0
5. Nearly every day	12.2	10.7	13.6	12.9	13.4	11.3	10.9	11.7	15.3	13.1	8.9	13.6	11.0	7.6	12.2	8.4
6. Every day	22.1	22.7	21.6	23.7	14.9	22.3	22.4	22.2	21.2	23.9	13.5	27.4	19.2	16.5	12.8	13.1
<i>Item 20740 Subject T02</i>	<i>N 2153</i>	<i>946</i>	<i>1099</i>	<i>1411</i>	<i>252</i>	<i>364</i>	<i>497</i>	<i>831</i>	<i>461</i>	<i>1708</i>	<i>384</i>	<i>1114</i>	<i>462</i>	<i>197</i>	<i>314</i>	<i>32</i>

* = less than .05 percent.

QUESTIONNAIRE FORM 2 2007	TOTAL	SEX		RACE		REGION				COLLEGE PLANS?		ILLICIT DRUG USE: LIFETIME					
		M	F	White	Black	NE	NC	S	W	Yes	No	None	Mari- juana Only	Few Pills	More Pills	Any Her- oin	
<i>N (Weighted No. of Cases):</i>	2522	1124	1231	1554	300	485	538	962	536	1900	458	1266	540	231	374	36	
<i>% of Weighted Total:</i>	100.0	44.6	48.8	61.6	11.9	19.2	21.3	38.2	21.3	75.3	18.2	50.2	21.4	9.1	14.8	1.4	
E22B: Eat at least some green vegetables?																	
1. Never	6.1	6.5	5.6	5.0	7.4	6.4	6.0	7.5	3.6	4.3	14.3	4.3	8.2	9.7	5.8	17.3	
2. Seldom	10.9	12.8	9.0	10.5	11.7	10.4	10.7	13.3	7.5	10.1	14.1	8.2	13.5	11.7	15.0	15.0	
3. Sometimes	20.9	21.3	20.8	20.3	25.2	22.1	23.5	19.7	19.2	19.3	26.6	20.4	21.8	22.1	19.3	22.1	
4. Most days	26.4	24.6	27.2	27.1	26.2	24.9	27.4	24.5	29.8	28.0	19.5	28.0	28.1	23.9	20.8	24.3	
5. Nearly every day	17.9	17.2	18.9	18.8	15.6	17.3	17.9	17.7	18.9	19.6	11.0	21.0	11.3	16.5	20.2	6.2	
6. Every day	17.8	17.6	18.5	18.3	13.9	18.9	14.6	17.4	21.0	18.6	14.6	18.2	17.0	16.2	18.9	15.1	
<i>Item 20750 Subject T02</i>	<i>N</i>	<i>2146</i>	<i>945</i>	<i>1093</i>	<i>1408</i>	<i>252</i>	<i>363</i>	<i>496</i>	<i>828</i>	<i>459</i>	<i>1703</i>	<i>384</i>	<i>1109</i>	<i>460</i>	<i>197</i>	<i>314</i>	<i>32</i>
E22C: Eat at least some fruit?																	
1. Never	2.6	3.7	1.3	2.6	3.7	3.5	1.3	3.9	1.1	1.6	7.1	1.5	3.7	6.3	1.9	8.6	
2. Seldom	7.5	7.6	7.1	7.6	7.6	7.4	6.3	10.2	4.1	5.9	15.2	6.5	8.1	10.4	9.0	10.3	
3. Sometimes	21.9	23.9	19.9	21.8	23.3	20.3	24.6	22.1	19.6	20.6	26.7	19.3	25.3	22.7	22.2	37.9	
4. Most days	27.0	27.2	27.0	26.5	30.8	28.2	29.6	24.7	27.6	28.6	20.3	27.5	28.5	20.8	27.7	19.0	
5. Nearly every day	20.7	19.4	22.2	21.9	12.9	19.5	20.3	18.8	25.4	21.6	15.9	22.3	15.2	21.1	23.9	11.4	
6. Every day	20.3	18.2	22.5	19.6	21.7	21.1	17.9	20.3	22.3	21.7	14.7	22.8	19.3	18.7	15.3	12.9	
<i>Item 20760 Subject T02</i>	<i>N</i>	<i>2148</i>	<i>942</i>	<i>1097</i>	<i>1406</i>	<i>253</i>	<i>365</i>	<i>494</i>	<i>829</i>	<i>460</i>	<i>1703</i>	<i>385</i>	<i>1110</i>	<i>461</i>	<i>197</i>	<i>314</i>	<i>32</i>
E22D: Exercise vigorously (jogging, swimming, calisthenics, or any other active sports)?																	
1. Never	6.9	6.5	7.4	6.6	6.4	5.8	7.6	7.6	5.8	5.3	13.9	5.8	7.5	9.1	7.8	16.4	
2. Seldom	15.7	13.5	17.9	15.0	16.5	13.6	12.8	18.9	14.9	14.6	21.0	14.2	17.1	23.1	16.4	8.4	
3. Sometimes	25.5	23.1	27.2	24.1	32.1	29.8	28.1	23.2	23.5	25.7	26.0	24.5	24.9	25.8	29.9	18.8	
4. Most days	18.3	17.5	18.7	18.4	18.4	20.7	15.2	18.1	20.0	19.4	13.2	18.8	16.3	14.2	19.5	23.8	
5. Nearly every day	14.3	16.5	12.3	16.1	7.5	13.1	15.2	12.3	18.1	14.4	13.0	16.6	12.5	11.5	12.2	6.2	
6. Every day	19.2	22.9	16.6	19.9	19.1	17.0	21.1	19.9	17.7	20.6	12.7	20.1	21.6	16.3	14.3	26.3	
<i>Item 20770 Subject T02</i>	<i>N</i>	<i>2122</i>	<i>935</i>	<i>1080</i>	<i>1399</i>	<i>247</i>	<i>359</i>	<i>493</i>	<i>819</i>	<i>452</i>	<i>1687</i>	<i>375</i>	<i>1102</i>	<i>448</i>	<i>195</i>	<i>313</i>	<i>32</i>
E22E: Get at least seven hours of sleep?																	
1. Never	6.5	7.2	5.8	7.0	4.8	7.6	6.3	7.0	4.9	5.6	10.7	3.5	8.6	12.8	8.5	21.6	
2. Seldom	17.7	16.2	19.3	16.9	20.6	16.5	17.9	18.3	17.3	16.1	24.3	15.4	16.4	22.0	25.3	19.8	
3. Sometimes	24.1	22.6	25.6	24.2	25.1	23.1	25.4	24.0	24.0	24.4	22.6	24.3	24.0	22.7	25.1	24.5	
4. Most days	21.9	21.6	21.5	22.5	17.7	23.3	21.7	21.1	22.5	23.2	16.5	23.0	24.0	16.5	18.0	21.1	
5. Nearly every day	16.8	17.0	17.3	16.9	17.4	17.6	17.9	14.8	18.8	17.9	13.0	18.8	14.1	16.0	14.8	10.4	
6. Every day	12.9	15.5	10.6	12.4	14.5	11.9	10.8	14.8	12.6	12.8	12.9	15.0	12.9	10.1	8.4	2.5	
<i>Item 20780 Subject T02</i>	<i>N</i>	<i>2146</i>	<i>945</i>	<i>1095</i>	<i>1406</i>	<i>251</i>	<i>362</i>	<i>495</i>	<i>827</i>	<i>461</i>	<i>1704</i>	<i>383</i>	<i>1109</i>	<i>461</i>	<i>197</i>	<i>314</i>	<i>32</i>
E22F: Get less sleep than you think you should?																	
1. Never	7.6	9.3	6.1	6.1	11.3	10.5	5.6	7.6	7.6	6.7	11.6	7.1	10.8	9.9	4.0	7.1	
2. Seldom	11.0	10.9	11.1	11.3	12.7	10.4	12.6	10.5	10.6	10.9	11.9	12.2	9.7	10.5	9.7	8.9	
3. Sometimes	23.1	22.2	22.9	22.9	21.0	23.8	22.6	20.6	27.4	24.2	18.6	24.5	21.9	22.2	18.5	35.4	
4. Most days	19.4	19.1	19.8	19.7	19.5	16.9	19.9	20.2	19.6	19.9	17.5	20.9	19.2	16.8	16.7	6.1	
5. Nearly every day	17.9	17.6	18.4	19.2	16.0	17.4	19.2	18.1	16.8	18.3	16.2	18.2	15.7	18.5	21.0	8.1	
6. Every day	20.9	21.0	21.7	20.9	19.5	21.0	20.1	23.0	18.0	20.0	24.2	17.2	22.7	22.1	29.9	34.4	
<i>Item 20790 Subject T02</i>	<i>N</i>	<i>2144</i>	<i>945</i>	<i>1092</i>	<i>1408</i>	<i>251</i>	<i>363</i>	<i>495</i>	<i>827</i>	<i>459</i>	<i>1702</i>	<i>383</i>	<i>1109</i>	<i>461</i>	<i>197</i>	<i>314</i>	<i>32</i>

QUESTIONNAIRE FORM 3 2007	TOTAL	SEX		RACE		REGION				COLLEGE PLANS?		ILLICIT DRUG USE: LIFETIME					
		M	F	White	Black	NE	NC	S	W	Yes	No	None	Mari- juana Only	Few Pills	More Pills	Any Her- oin	
<i>N (Weighted No. of Cases):</i>	2519	1104	1262	1570	288	489	559	941	531	1923	404	1274	502	239	381	34	
<i>% of Weighted Total:</i>	100.0	43.8	50.1	62.3	11.5	19.4	22.2	37.4	21.1	76.3	16.1	50.6	19.9	9.5	15.1	1.3	
A01: Taking all things together, how would you say things are these days—would you say you're very happy, pretty happy, or not too happy these days?																	
3. Very happy	24.0	26.4	22.7	26.9	17.9	21.4	28.7	24.4	21.0	25.5	20.9	26.1	24.4	21.1	20.8	20.7	
2. Pretty happy	62.2	60.7	63.7	62.1	62.4	65.0	60.6	61.0	63.5	62.0	62.3	60.8	63.2	65.2	63.8	47.3	
1. Not too happy	13.7	13.0	13.6	10.9	19.7	13.6	10.8	14.6	15.5	12.5	16.8	13.1	12.4	13.6	15.4	32.0	
<i>Item 1190 Subject P01, Q01</i>	<i>N</i>	<i>2506</i>	<i>1100</i>	<i>1257</i>	<i>1567</i>	<i>286</i>	<i>485</i>	<i>555</i>	<i>937</i>	<i>529</i>	<i>1916</i>	<i>402</i>	<i>1268</i>	<i>500</i>	<i>239</i>	<i>380</i>	<i>34</i>
A02: Some people think a lot about the social problems of the nation and the world and about how they might be solved. Others spend little time thinking about these issues. How much do you think about such things?																	
1. Never	4.1	5.7	2.4	4.1	4.5	2.6	5.0	5.6	1.9	2.8	9.1	2.8	5.0	6.1	5.3	8.6	
2. Seldom	15.5	16.1	14.4	15.8	16.3	15.1	12.0	17.8	15.5	14.7	18.0	13.7	16.3	12.5	21.2	16.6	
3. Sometimes	50.8	47.6	53.0	50.1	50.5	49.4	55.8	48.9	50.2	50.7	52.8	53.5	52.2	45.5	43.8	36.3	
4. Quite often	23.9	24.3	24.9	24.7	22.8	24.6	21.5	22.6	28.4	25.8	16.3	24.0	22.4	28.9	23.8	32.6	
5. A great deal	5.7	6.2	5.3	5.4	5.8	8.3	5.7	5.3	4.2	6.0	3.8	6.0	4.1	6.9	5.9	6.0	
<i>Item 6880 Subject J, Q08</i>	<i>N</i>	<i>2506</i>	<i>1101</i>	<i>1258</i>	<i>1568</i>	<i>287</i>	<i>486</i>	<i>555</i>	<i>937</i>	<i>528</i>	<i>1918</i>	<i>402</i>	<i>1269</i>	<i>500</i>	<i>239</i>	<i>381</i>	<i>34</i>
A03: The next questions ask your opinions about a number of different topics. How much do you agree or disagree with each statement below?																	
A03A: Men and women should be paid the same money if they do the same work																	
1. Disagree	3.2	4.2	1.4	2.9	6.2	2.5	3.7	4.3	1.4	2.1	6.7	3.6	1.3	4.3	1.8	14.9	
2. Mostly disagree	1.1	1.3	0.7	1.2	0.8	1.3	0.4	1.1	1.8	0.7	3.0	1.3	0.7	0.6	1.6	5.4	
3. Neither	2.5	4.1	0.7	2.1	2.2	1.7	2.1	3.6	1.5	1.9	4.5	2.2	2.4	1.3	3.3	-	
4. Mostly agree	13.3	18.7	7.7	13.8	10.5	11.0	14.7	14.7	11.3	13.4	10.6	11.5	13.8	14.7	16.0	4.8	
5. Agree	79.9	71.7	89.4	79.9	80.3	83.5	79.0	76.3	83.9	81.8	75.2	81.4	81.8	79.0	77.4	75.0	
<i>Item 7930 Subject D06</i>	<i>N</i>	<i>2510</i>	<i>1101</i>	<i>1262</i>	<i>1568</i>	<i>287</i>	<i>485</i>	<i>557</i>	<i>939</i>	<i>529</i>	<i>1919</i>	<i>404</i>	<i>1271</i>	<i>502</i>	<i>239</i>	<i>381</i>	<i>34</i>
A03B: Women should be considered as seriously as men for jobs as executives or politicians																	
1. Disagree	3.1	5.2	0.9	3.3	5.0	2.6	3.4	4.7	0.5	2.0	6.3	2.3	2.1	3.3	6.6	8.3	
2. Mostly disagree	2.7	4.4	1.2	2.9	2.2	2.1	2.8	3.9	1.2	2.5	3.8	2.7	1.6	4.5	2.9	4.5	
3. Neither	5.3	8.9	1.7	5.8	3.4	3.6	5.5	6.5	4.5	4.9	8.3	4.5	6.6	6.3	3.9	4.8	
4. Mostly agree	18.8	26.0	12.2	19.8	17.1	14.9	18.5	20.5	19.9	18.3	19.0	18.5	18.5	16.4	22.4	9.9	
5. Agree	70.0	55.5	83.9	68.2	72.2	76.8	69.8	64.5	73.9	72.3	62.5	72.0	71.3	69.4	64.2	72.5	
<i>Item 7940 Subject D06, H02</i>	<i>N</i>	<i>2507</i>	<i>1100</i>	<i>1260</i>	<i>1567</i>	<i>287</i>	<i>485</i>	<i>556</i>	<i>937</i>	<i>529</i>	<i>1917</i>	<i>404</i>	<i>1271</i>	<i>500</i>	<i>239</i>	<i>380</i>	<i>34</i>
A03C: A woman should have exactly the same job opportunities as a man																	
1. Disagree	3.9	6.8	0.9	3.8	5.7	3.3	4.6	5.4	1.0	3.1	6.1	3.2	2.8	4.8	6.2	8.3	
2. Mostly disagree	3.4	5.4	1.4	3.7	1.5	2.2	2.6	4.8	2.7	2.8	5.4	3.7	3.0	4.0	2.7	0.5	
3. Neither	4.5	7.8	1.2	5.0	3.7	2.5	4.7	5.8	3.8	3.9	6.8	4.4	4.5	2.1	4.3	4.4	
4. Mostly agree	23.1	26.0	20.1	25.4	21.1	18.1	22.7	23.7	27.0	23.1	23.2	21.1	22.6	25.9	27.1	28.1	
5. Agree	65.1	54.0	76.4	62.1	67.9	73.9	65.3	60.3	65.5	67.1	58.5	67.5	67.0	63.2	59.7	58.7	
<i>Item 7950 Subject D06</i>	<i>N</i>	<i>2500</i>	<i>1096</i>	<i>1256</i>	<i>1564</i>	<i>284</i>	<i>483</i>	<i>556</i>	<i>935</i>	<i>526</i>	<i>1913</i>	<i>400</i>	<i>1268</i>	<i>497</i>	<i>238</i>	<i>378</i>	<i>34</i>
A03D: A woman should have exactly the same educational opportunities as a man																	
1. Disagree	1.1	1.4	0.2	0.8	3.1	1.2	1.6	1.3	0.1	0.5	3.5	0.9	0.2	1.6	0.9	8.5	
2. Mostly disagree	0.6	1.0	0.3	0.5	1.2	0.2	0.4	0.7	1.0	0.4	1.1	0.7	0.1	0.4	0.8	0.6	
3. Neither	2.2	3.2	0.7	1.7	3.6	1.9	1.9	2.8	1.5	1.4	4.5	2.3	1.7	1.1	1.2	4.9	
4. Mostly agree	6.4	8.0	4.6	5.5	10.3	5.2	5.1	7.6	6.9	6.1	6.8	5.3	7.2	5.2	8.6	0.6	
5. Agree	89.8	86.3	94.2	91.5	81.8	91.5	91.0	87.7	90.6	91.5	84.1	90.8	90.8	91.7	88.4	85.4	
<i>Item 7960 Subject D06</i>	<i>N</i>	<i>2500</i>	<i>1095</i>	<i>1259</i>	<i>1564</i>	<i>284</i>	<i>486</i>	<i>552</i>	<i>934</i>	<i>529</i>	<i>1914</i>	<i>401</i>	<i>1269</i>	<i>501</i>	<i>239</i>	<i>374</i>	<i>33</i>

DESCRIPTIVE RESULTS: 2007

135

QUESTIONNAIRE FORM 3 2007	TOTAL	SEX		RACE		REGION				COLLEGE PLANS?		ILLICIT DRUG USE: LIFETIME				
		M	F	White	Black	NE	NC	S	W	Yes	No	None	Mari- juana Only	Few Pills	More Pills	Any Her- oin
<i>N (Weighted No. of Cases):</i>	2519	1104	1262	1570	288	489	559	941	531	1923	404	1274	502	239	381	34
<i>% of Weighted Total:</i>	100.0	43.8	50.1	62.3	11.5	19.4	22.2	37.4	21.1	76.3	16.1	50.6	19.9	9.5	15.1	1.3
A03E: It is usually better for everyone involved if the man is the achiever outside the home and the woman takes care of the home and family																
1. Disagree	28.1	17.1	38.2	26.4	38.1	37.3	30.0	24.8	23.7	29.4	22.9	28.5	28.4	29.2	28.4	16.2
2. Mostly disagree	17.0	12.2	21.9	16.8	15.6	18.3	17.4	16.5	16.3	17.4	15.4	18.8	14.6	18.4	14.2	16.1
3. Neither	22.9	30.6	16.0	23.3	17.5	19.0	23.0	24.6	23.5	22.8	23.8	21.6	22.1	27.1	22.8	29.7
4. Mostly agree	19.5	21.9	16.8	20.5	16.0	15.0	16.5	21.0	24.2	19.3	20.2	20.8	20.3	11.0	20.7	12.0
5. Agree	12.5	18.2	7.1	13.0	12.8	10.5	13.1	13.2	12.4	11.1	17.6	10.3	14.5	14.3	13.9	26.1
<i>Item 7970 Subject D05</i>	<i>N</i> 2499	1094	1260	1565	283	484	553	937	525	1912	404	1265	501	239	379	34
A03F: A preschool child is likely to suffer if the mother works																
1. Disagree	29.2	21.6	35.8	26.5	47.1	37.5	30.3	28.6	21.6	29.5	28.1	29.0	30.7	26.7	32.4	25.5
2. Mostly disagree	20.1	18.5	22.2	21.6	19.8	19.5	21.4	21.8	16.4	21.1	19.0	19.2	24.2	22.1	18.9	8.9
3. Neither	24.3	26.2	22.2	24.1	16.4	21.1	23.9	23.3	29.5	23.5	24.4	24.2	22.2	27.8	24.1	7.7
4. Mostly agree	17.0	21.2	13.8	18.0	10.4	13.8	16.2	16.1	22.4	17.5	15.9	18.6	16.3	14.1	12.7	35.8
5. Agree	9.4	12.5	6.0	9.8	6.3	8.1	8.3	10.3	10.0	8.3	12.7	9.0	6.5	9.2	11.8	22.2
<i>Item 7980 Subject D05</i>	<i>N</i> 2487	1092	1250	1560	282	481	552	932	522	1905	397	1261	500	239	372	33
A03G: A working mother can establish just as warm and secure a relationship with her children as a mother who does not work																
1. Disagree	8.2	11.9	4.6	7.9	8.5	6.6	7.7	10.0	7.0	7.6	9.2	7.7	7.1	9.2	9.4	17.4
2. Mostly disagree	12.5	16.6	8.1	13.2	8.4	7.0	13.2	13.3	15.1	12.1	15.0	11.4	10.8	15.3	13.9	24.0
3. Neither	11.0	14.3	7.9	11.8	7.4	8.7	10.2	12.1	11.9	10.2	11.7	12.1	8.4	11.5	9.3	10.5
4. Mostly agree	28.8	28.1	29.9	28.8	24.1	26.8	28.6	27.1	34.0	29.3	29.3	29.6	32.6	27.5	24.6	19.3
5. Agree	39.6	29.0	49.5	38.3	51.6	50.8	40.3	37.6	32.0	40.8	34.8	39.1	41.1	36.5	42.9	28.7
<i>Item 7990 Subject D05</i>	<i>N</i> 2508	1100	1262	1567	287	485	556	938	529	1919	404	1271	502	239	380	34
A04: The next questions are about pollution and the environment. How much do you agree or disagree with each statement below?																
A04A: Pollution of most types has increased in the U.S. in the last ten years																
1. Disagree	2.3	2.8	0.9	2.2	2.3	3.0	1.9	2.4	1.7	1.6	3.4	2.1	2.0	1.5	1.4	7.4
2. Mostly disagree	2.4	3.0	1.9	2.4	3.1	1.7	3.2	3.0	1.3	2.6	2.3	2.5	1.8	3.0	2.7	4.1
3. Neither	11.8	12.8	10.2	10.5	16.3	9.6	10.7	13.3	12.3	11.3	12.2	12.9	10.5	8.4	11.4	7.9
4. Mostly agree	30.2	28.5	31.6	29.9	26.3	28.7	31.2	29.6	31.8	30.5	30.3	28.7	33.1	32.6	32.0	6.8
5. Agree	53.3	52.9	55.4	54.9	52.0	57.0	52.9	51.8	52.9	54.0	51.7	53.8	52.6	54.5	52.6	73.7
<i>Item 8000 Subject F04</i>	<i>N</i> 2498	1092	1260	1566	281	487	552	930	528	1915	401	1268	497	238	379	34
A04B: Government should take steps to deal with our environmental problems, even if it means that most of us pay higher prices or taxes																
1. Disagree	11.1	14.2	7.6	9.9	17.5	10.2	9.9	13.2	9.8	9.0	17.5	10.0	9.6	8.3	17.1	19.8
2. Mostly disagree	11.0	10.7	11.0	11.2	11.4	10.9	9.8	11.6	11.1	10.7	12.3	9.9	13.4	7.2	13.9	14.7
3. Neither	23.2	20.1	26.4	23.6	22.8	19.9	24.2	25.2	21.8	22.9	25.7	23.6	23.1	28.5	19.0	21.6
4. Mostly agree	32.4	30.4	34.7	33.1	24.8	33.7	34.9	28.2	36.0	34.0	26.4	35.2	29.9	33.1	26.2	27.1
5. Agree	22.3	24.7	20.3	22.0	23.6	25.2	21.3	21.8	21.5	23.5	18.0	21.3	24.0	22.9	23.8	16.9
<i>Item 8010 Subject F04, H02</i>	<i>N</i> 2493	1094	1255	1563	281	484	551	932	526	1913	401	1266	498	238	379	34
A04C: I would prefer to pay more money for things that will last a long time, rather than have them cost less and break sooner																
1. Disagree	2.1	1.9	1.9	1.6	3.8	2.1	3.2	2.0	1.4	1.3	5.0	1.6	2.3	1.5	3.3	9.0
2. Mostly disagree	2.1	1.8	1.9	1.7	3.5	1.2	0.9	2.8	2.9	1.3	3.6	2.7	0.9	0.7	2.5	0.5
3. Neither	9.7	9.6	9.1	9.0	9.1	9.0	9.9	9.8	10.0	8.6	12.8	9.4	8.4	9.2	10.7	5.7
4. Mostly agree	27.6	26.9	28.1	27.9	24.7	24.2	30.1	25.9	30.9	28.2	26.3	26.1	30.7	31.1	27.1	10.7
5. Agree	58.5	59.8	59.0	59.8	58.9	63.4	56.0	59.5	54.8	60.6	52.3	60.1	57.6	57.4	56.4	74.1
<i>Item 8020 Subject F01</i>	<i>N</i> 2498	1093	1258	1563	281	483	552	934	529	1913	403	1268	497	239	376	34

QUESTIONNAIRE FORM 3 2007	TOTAL	SEX		RACE		REGION				COLLEGE PLANS?		ILLICIT DRUG USE: LIFETIME				
		M	F	White	Black	NE	NC	S	W	Yes	No	None	Mari- juana Only	Few Pills	More Pills	Any Her- oin
<i>N (Weighted No. of Cases):</i>	2519	1104	1262	1570	288	489	559	941	531	1923	404	1274	502	239	381	34
<i>% of Weighted Total:</i>	100.0	43.8	50.1	62.3	11.5	19.4	22.2	37.4	21.1	76.3	16.1	50.6	19.9	9.5	15.1	1.3
A04D: I would probably be willing to use a bicycle or mass transit (if available) rather than a car to get to work																
1. Disagree	33.1	34.3	30.7	30.8	48.6	34.3	27.7	39.5	26.6	30.3	40.1	26.8	38.9	36.9	41.4	47.0
2. Mostly disagree	20.1	17.2	23.1	20.0	17.9	20.0	23.0	19.7	17.7	20.7	18.1	20.9	19.5	19.0	20.2	11.9
3. Neither	15.0	16.1	14.0	14.9	10.6	10.7	15.1	14.4	19.6	14.6	17.0	17.5	13.3	12.5	10.7	8.1
4. Mostly agree	17.3	17.0	18.3	19.1	10.3	17.4	19.0	14.1	20.9	18.7	13.5	19.1	15.0	19.3	13.0	13.6
5. Agree	14.5	15.4	14.0	15.2	12.6	17.5	15.1	12.3	15.1	15.6	11.3	15.8	13.3	12.3	14.6	19.5
<i>Item 8030 Subject F07</i>	<i>N</i> 2497	1094	1256	1561	283	487	554	928	529	1913	402	1267	499	239	376	32
A04E: I would be willing to eat less meat and more grains and vegetables, if it would help provide food for starving people																
1. Disagree	12.3	19.0	5.6	13.5	11.2	9.9	12.6	15.2	9.2	10.9	17.3	9.2	10.9	13.4	22.1	33.0
2. Mostly disagree	9.4	14.1	5.0	10.4	8.0	8.3	10.9	9.7	8.4	9.3	9.7	9.3	9.8	8.0	11.0	5.4
3. Neither	16.1	19.0	13.4	16.1	10.5	14.3	15.8	18.7	13.6	16.3	16.2	16.9	15.3	15.8	13.5	12.9
4. Mostly agree	29.9	26.3	33.2	28.5	37.2	32.6	30.6	26.8	32.1	30.3	26.0	30.4	35.5	29.3	20.6	21.9
5. Agree	32.3	21.6	42.8	31.4	33.0	34.9	30.2	29.7	36.7	33.3	30.8	34.3	28.4	33.5	32.8	26.8
<i>Item 8040 Subject F03, O03</i>	<i>N</i> 2494	1092	1254	1562	279	486	553	927	528	1908	403	1265	497	239	376	33
A05: In the following list you will find some statements about leisure time and work. Please show whether you agree or disagree with each statement.																
A05A: I like the kind of work you can forget about after the work day is over																
1. Disagree	13.5	14.1	12.8	11.0	28.6	14.2	14.5	14.3	10.6	12.6	16.0	13.8	15.0	10.3	12.3	26.6
2. Mostly disagree	14.3	13.1	15.4	16.1	10.9	13.6	13.8	15.8	12.7	15.9	7.6	15.5	13.0	11.0	15.3	3.6
3. Neither	21.0	20.0	22.6	21.7	16.9	22.8	20.1	18.1	25.3	22.4	16.1	22.1	21.2	25.5	14.3	7.9
4. Mostly agree	22.4	22.2	22.7	22.4	17.6	20.0	25.8	20.2	25.1	22.5	23.3	21.6	21.2	27.1	23.3	31.9
5. Agree	28.8	30.7	26.5	28.9	26.0	29.5	25.9	31.5	26.3	26.6	37.0	27.0	29.7	26.1	34.7	30.0
<i>Item 8050 Subject C04</i>	<i>N</i> 2488	1092	1254	1562	278	481	552	930	525	1908	401	1262	496	239	379	34
A05B: To me, work is nothing more than making a living																
1. Disagree	24.2	20.9	27.8	24.0	29.4	29.6	24.2	23.2	20.8	25.8	15.9	26.5	25.7	18.5	19.0	30.3
2. Mostly disagree	25.8	24.5	27.8	28.1	16.7	25.1	28.9	23.0	28.4	28.4	16.1	29.3	22.3	27.6	20.3	18.9
3. Neither	15.8	17.4	14.4	17.1	11.0	14.5	17.1	14.3	18.3	15.5	18.5	15.8	13.2	21.4	15.6	12.5
4. Mostly agree	19.6	20.2	18.5	18.7	16.3	15.7	19.6	21.3	20.1	17.9	25.4	17.4	22.1	20.6	21.7	8.2
5. Agree	14.7	17.1	11.5	12.1	26.5	15.2	10.3	18.2	12.4	12.3	24.1	11.0	16.7	11.8	23.5	30.2
<i>Item 8060 Subject C06</i>	<i>N</i> 2492	1091	1256	1563	281	485	554	930	524	1912	400	1262	498	239	379	34
A05C: I expect my work to be a very central part of my life																
1. Disagree	5.4	5.5	4.7	5.5	7.1	6.8	2.6	6.5	5.1	4.3	10.0	5.4	5.1	1.4	5.8	25.5
2. Mostly disagree	12.1	11.6	12.6	13.1	9.8	10.0	12.8	12.5	12.7	12.4	12.0	12.8	10.5	13.1	11.7	9.8
3. Neither	21.4	19.6	22.3	22.5	16.7	21.0	21.3	20.9	22.6	19.9	26.8	20.8	21.4	29.4	17.6	9.4
4. Mostly agree	38.5	38.6	38.6	39.2	32.8	37.6	42.6	34.7	41.5	40.2	30.5	40.3	39.3	36.2	34.5	27.1
5. Agree	22.6	24.8	21.8	19.7	33.6	24.6	20.7	25.4	18.1	23.1	20.6	20.7	23.7	19.9	30.4	28.3
<i>Item 8070 Subject C06</i>	<i>N</i> 2488	1092	1253	1564	281	482	552	928	525	1911	401	1260	498	239	379	34
A05D: I want to do my best in my job, even if this sometimes means working overtime																
1. Disagree	3.2	3.0	2.5	2.9	6.9	3.5	1.9	4.2	2.3	2.4	4.3	2.0	2.6	2.1	6.8	10.0
2. Mostly disagree	3.4	3.3	3.3	2.7	3.4	3.4	3.1	3.2	4.2	3.1	4.2	3.2	3.2	3.7	3.3	10.9
3. Neither	9.8	10.3	9.4	10.2	7.8	7.7	11.4	9.7	10.3	9.8	9.9	9.0	10.5	13.8	9.1	12.6
4. Mostly agree	37.6	36.7	38.5	38.8	28.8	38.9	39.2	36.3	37.1	39.0	32.6	37.2	40.4	42.2	34.2	26.7
5. Agree	46.0	46.7	46.2	45.3	53.1	46.6	44.4	46.6	46.1	45.6	49.0	48.6	43.3	38.2	46.7	39.8
<i>Item 8080 Subject C06</i>	<i>N</i> 2492	1093	1255	1562	281	484	550	931	527	1912	400	1263	499	239	379	33

DESCRIPTIVE RESULTS: 2007

137

QUESTIONNAIRE FORM 3 2007	TOTAL	SEX		RACE		REGION				COLLEGE PLANS?		ILLICIT DRUG USE: LIFETIME				
		M	F	White	Black	NE	NC	S	W	Yes	No	None	Mari- juana Only	Few Pills	More Pills	Any Her- oin
<i>N (Weighted No. of Cases):</i>	2519	1104	1262	1570	288	489	559	941	531	1923	404	1274	502	239	381	34
<i>% of Weighted Total:</i>	100.0	43.8	50.1	62.3	11.5	19.4	22.2	37.4	21.1	76.3	16.1	50.6	19.9	9.5	15.1	1.3
A05E: I would like to stay in the same job for most of my adult life																
1. Disagree	10.8	10.3	10.7	8.9	16.3	13.5	7.0	11.6	11.1	9.8	13.5	9.0	11.5	11.4	13.1	23.0
2. Mostly disagree	10.5	10.6	9.8	8.7	12.6	11.8	8.6	9.2	13.7	10.7	9.7	10.7	9.4	10.1	11.5	5.6
3. Neither	17.8	16.9	18.3	15.8	17.0	18.3	16.6	16.8	20.4	17.2	19.8	17.7	15.2	23.5	16.6	17.7
4. Mostly agree	28.8	29.0	29.1	31.5	24.1	25.1	32.7	29.2	27.4	29.9	24.1	27.8	31.9	28.7	28.6	23.3
5. Agree	32.0	33.2	32.1	35.0	30.0	31.4	35.2	33.1	27.4	32.4	32.8	34.7	32.0	26.3	30.3	30.3
<i>Item 8090 Subject C03</i>	<i>N</i> 2489	1090	1256	1563	281	485	553	928	523	1910	401	1263	495	239	379	34
A06: If you were to get enough money to live as comfortably as you'd like for the rest of your life, would you want to work?																
1. I would want to work	72.8	68.8	76.4	70.8	75.2	72.9	69.2	73.0	76.1	74.0	66.6	76.4	70.6	66.9	68.1	50.2
2. I would not want to work	27.2	31.2	23.6	29.2	24.8	27.1	30.8	27.0	23.9	26.0	33.4	23.6	29.4	33.1	31.9	49.8
<i>Item 8100 Subject C06</i>	<i>N</i> 2414	1061	1220	1522	265	469	537	901	506	1868	376	1234	478	232	367	30
The next questions are about living or working with people of different races. Please rate each of the statements below using the following terms:																
Not at all acceptable: I'd avoid this if I possibly could.																
Somewhat acceptable: I could live with this, but not be happy about it.																
Acceptable: This would be O.K., or I'd be neutral about this.																
Desirable: I'd really like this.																
A07: How would you feel about . . .																
A07A: Having close personal friends of another race?																
1. Not at all acceptable	2.1	3.3	0.6	2.1	4.2	1.7	3.3	2.8	0.1	1.0	6.3	1.5	1.9	2.0	3.1	4.7
2. Somewhat acceptable	3.1	4.1	2.0	3.2	4.4	2.2	2.9	4.5	1.8	2.1	7.9	2.7	2.8	3.7	4.0	0.6
3. Acceptable	49.1	52.0	45.8	53.4	43.4	49.9	50.7	51.5	42.5	48.1	49.9	47.5	48.6	46.9	52.2	75.9
4. Desirable	45.6	40.6	51.6	41.2	48.0	46.2	43.1	41.2	55.6	48.9	35.9	48.4	46.7	47.4	40.7	18.8
<i>Item 8110 Subject N01</i>	<i>N</i> 2485	1094	1246	1551	285	481	550	932	523	1907	399	1262	496	235	378	33
A07B: Having a job with a supervisor of a different race?																
1. Not at all acceptable	2.1	3.3	0.8	2.2	3.9	1.5	3.1	2.9	0.3	1.0	5.8	1.6	1.7	2.9	3.7	3.1
2. Somewhat acceptable	4.9	7.4	2.5	5.5	5.8	2.7	5.5	6.9	2.7	4.0	8.8	4.2	3.3	5.7	7.6	8.9
3. Acceptable	64.5	63.4	65.2	66.0	61.6	65.6	62.0	66.3	62.8	65.2	59.8	63.7	66.2	62.2	64.7	77.0
4. Desirable	28.5	25.9	31.5	26.3	28.7	30.2	29.3	23.9	34.2	29.8	25.5	30.5	28.8	29.2	24.0	11.0
<i>Item 8120 Subject C05, N01</i>	<i>N</i> 2478	1092	1245	1550	283	479	551	929	520	1903	398	1260	494	234	378	33
A07C: Having family of a different race (but same level of education and income) move next door to you?																
1. Not at all acceptable	3.1	4.5	1.4	3.6	4.2	2.1	4.4	4.3	0.8	1.7	7.2	2.0	3.4	4.3	4.3	13.7
2. Somewhat acceptable	4.1	4.6	3.5	4.5	5.0	3.4	3.5	6.5	1.2	3.2	8.7	3.3	3.1	2.5	6.5	13.6
3. Acceptable	53.8	56.3	50.9	56.1	50.8	52.2	53.6	55.5	52.3	53.2	55.7	52.7	53.5	54.7	56.1	58.0
4. Desirable	39.0	34.7	44.2	35.8	40.0	42.3	38.6	33.7	45.7	41.9	28.5	42.0	40.0	38.5	33.1	14.8
<i>Item 8130 Subject N01</i>	<i>N</i> 2479	1093	1244	1548	284	477	550	929	523	1904	400	1260	497	235	378	32
A07D: Having your (future) children's friends be all of your race?																
1. Not at all acceptable	16.2	13.1	18.8	14.8	21.7	18.1	16.9	15.5	14.8	16.7	13.8	17.2	13.0	15.3	18.6	8.0
2. Somewhat acceptable	20.0	17.8	22.5	20.8	13.0	21.7	18.0	18.2	24.0	21.0	19.7	19.9	19.8	26.1	17.6	12.0
3. Acceptable	47.1	50.4	43.8	47.8	50.0	42.8	48.8	47.2	48.9	48.1	41.1	47.5	51.8	40.6	42.3	58.7
4. Desirable	16.7	18.7	14.9	16.7	15.4	17.5	16.4	19.0	12.2	14.3	25.4	15.4	15.4	18.0	21.5	21.3
<i>Item 8140 Subject N01</i>	<i>N</i> 2466	1092	1234	1545	278	472	547	927	521	1895	399	1253	492	235	378	33

MONITORING THE FUTURE

QUESTIONNAIRE FORM 3 2007	TOTAL	SEX		RACE		REGION				COLLEGE PLANS?		ILLICIT DRUG USE: LIFETIME				
		M	F	White	Black	NE	NC	S	W	Yes	No	None	Mari- juana Only	Few Pills	More Pills	Any Her- oin
<i>N (Weighted No. of Cases):</i>	2519	1104	1262	1570	288	489	559	941	531	1923	404	1274	502	239	381	34
<i>% of Weighted Total:</i>	100.0	43.8	50.1	62.3	11.5	19.4	22.2	37.4	21.1	76.3	16.1	50.6	19.9	9.5	15.1	1.3
A07E: Having some of your (future) children's friends be of other races?																
1. Not at all acceptable	2.7	3.7	1.4	2.7	4.5	2.0	3.6	3.6	0.7	1.5	5.9	2.2	2.5	1.6	4.0	4.8
2. Somewhat acceptable	4.6	6.1	2.8	5.5	3.9	4.0	4.7	6.3	2.0	3.6	9.1	2.9	4.9	5.7	7.3	16.3
3. Acceptable	49.1	54.2	44.2	51.9	45.8	48.8	48.4	50.9	46.7	48.3	51.3	48.3	52.0	45.9	47.5	54.3
4. Desirable	43.7	36.1	51.6	39.8	45.8	45.2	43.2	39.3	50.6	46.7	33.7	46.5	40.6	46.8	41.2	24.6
<i>Item 8150 Subject N01</i>	<i>N</i> 2470	1089	1240	1544	284	479	546	926	519	1901	397	1256	495	234	378	32
A08: How would you feel about having a job where . . .																
A08A: . . . all the employees are of your race?																
1. Not at all acceptable	10.0	8.3	10.8	7.4	16.2	10.9	9.3	10.7	9.0	9.8	11.3	10.2	10.2	9.5	9.1	8.5
2. Somewhat acceptable	21.4	17.8	24.2	19.3	25.3	23.5	19.5	18.4	27.1	22.1	20.3	21.4	20.7	23.9	21.2	14.1
3. Acceptable	54.0	57.6	51.6	57.0	49.1	53.4	54.3	54.1	54.0	55.1	49.1	55.9	54.9	51.5	50.7	44.4
4. Desirable	14.5	16.3	13.4	16.4	9.4	12.2	17.0	16.9	10.0	13.0	19.3	12.5	14.1	15.1	19.0	33.1
<i>Item 8160 Subject C05, N01</i>	<i>N</i> 2467	1089	1241	1548	280	472	548	926	521	1898	400	1253	496	234	377	33
A08B: . . . some employees are of a different race?																
1. Not at all acceptable	2.0	2.7	0.8	1.6	3.6	1.5	2.3	2.9	0.3	0.9	4.9	1.6	1.8	1.7	2.9	7.4
2. Somewhat acceptable	3.9	5.5	2.5	3.8	5.1	2.8	3.9	4.5	3.8	3.6	6.1	3.8	3.8	4.9	3.6	5.8
3. Acceptable	64.6	68.4	60.5	67.7	63.0	63.3	63.4	66.8	63.0	63.4	68.7	63.4	64.7	59.1	69.4	72.5
4. Desirable	29.6	23.4	36.1	26.8	28.3	32.4	30.5	25.7	32.9	32.2	20.4	31.3	29.7	34.3	24.0	14.3
<i>Item 8170 Subject C05, N01</i>	<i>N</i> 2474	1093	1244	1549	283	476	548	927	523	1903	400	1257	497	235	377	33
A08C: . . . most employees are of a different race?																
1. Not at all acceptable	5.9	7.2	4.4	7.7	5.3	4.6	7.2	8.2	1.8	4.3	11.5	4.8	5.0	7.9	8.6	22.1
2. Somewhat acceptable	17.8	20.1	15.4	21.1	14.4	16.6	19.4	19.5	14.4	17.3	19.8	15.4	19.2	22.8	19.8	6.7
3. Acceptable	60.2	60.4	60.7	61.3	58.6	62.0	60.3	58.0	62.1	61.2	55.5	62.7	61.3	57.0	54.6	62.2
4. Desirable	16.1	12.3	19.5	9.9	21.6	16.8	13.1	14.3	21.7	17.2	13.2	17.2	14.4	12.3	17.0	9.0
<i>Item 8180 Subject C05, N01</i>	<i>N</i> 2472	1091	1245	1548	284	476	548	925	523	1904	400	1258	497	234	377	33
A09: How would you feel about living in an area where . . .																
A09A: . . . all the neighbors are of your race?																
1. Not at all acceptable	7.7	6.8	7.7	4.7	15.4	6.0	5.6	9.5	8.1	7.3	7.8	7.5	6.3	7.8	9.7	10.7
2. Somewhat acceptable	16.1	12.2	19.1	14.0	14.6	17.6	16.5	13.3	19.0	16.6	14.5	15.6	18.1	16.2	15.6	10.3
3. Acceptable	56.6	59.1	55.1	59.4	56.3	55.4	56.7	54.5	61.5	58.3	51.4	59.3	55.8	56.2	51.3	43.1
4. Desirable	19.6	21.9	18.1	21.9	13.8	21.0	21.2	22.7	11.4	17.8	26.4	17.6	19.9	19.9	23.4	35.8
<i>Item 8190 Subject N01</i>	<i>N</i> 2475	1093	1243	1548	284	476	549	928	522	1904	400	1260	497	234	377	33
A09B: . . . some of the neighbors are of other races?																
1. Not at all acceptable	2.1	3.1	0.8	1.9	3.4	1.5	2.9	3.1	0.1	1.1	5.2	1.7	1.6	2.1	3.1	7.4
2. Somewhat acceptable	4.7	5.7	3.4	4.9	6.0	4.3	4.2	6.6	2.5	4.0	8.3	3.8	3.7	4.7	8.2	12.1
3. Acceptable	67.6	70.1	65.8	70.5	64.5	70.0	67.0	67.3	66.4	66.8	69.6	66.2	70.9	66.9	68.4	59.5
4. Desirable	25.6	21.2	30.1	22.7	26.1	24.2	25.8	23.1	31.1	28.1	16.9	28.3	23.7	26.3	20.3	21.0
<i>Item 8200 Subject N01</i>	<i>N</i> 2472	1091	1243	1544	284	474	549	926	523	1902	400	1258	496	233	377	33
A09C: . . . most of the neighbors are of other races?																
1. Not at all acceptable	9.0	11.6	6.1	11.7	5.1	6.1	11.3	12.9	2.1	7.0	16.2	6.9	8.8	10.0	13.5	31.3
2. Somewhat acceptable	20.8	21.5	19.8	25.4	10.8	19.5	22.8	23.7	15.0	20.4	23.0	20.4	20.3	24.4	20.6	4.9
3. Acceptable	57.0	56.4	58.5	56.1	61.4	61.0	54.8	51.6	65.4	59.0	48.0	60.1	56.8	53.4	50.4	55.4
4. Desirable	13.2	10.5	15.7	6.8	22.6	13.4	11.1	11.8	17.5	13.5	12.8	12.6	14.1	12.2	15.5	8.4
<i>Item 8210 Subject N01</i>	<i>N</i> 2469	1090	1242	1545	283	475	549	923	523	1899	400	1258	496	231	377	33

DESCRIPTIVE RESULTS: 2007

139

QUESTIONNAIRE FORM 3 2007	TOTAL	SEX		RACE		REGION				COLLEGE PLANS?		ILLICIT DRUG USE: LIFETIME				
		M	F	White	Black	NE	NC	S	W	Yes	No	None	Mari- juana Only	Few Pills	More Pills	Any Her- oin
<i>N (Weighted No. of Cases):</i>	2519	1104	1262	1570	288	489	559	941	531	1923	404	1274	502	239	381	34
<i>% of Weighted Total:</i>	100.0	43.8	50.1	62.3	11.5	19.4	22.2	37.4	21.1	76.3	16.1	50.6	19.9	9.5	15.1	1.3
A10: How would you feel about having your (future) children go to schools where . . .																
A10A: . . . all the children are of your race?																
1. Not at all acceptable	14.4	12.3	15.9	11.7	17.2	14.0	12.9	14.3	16.5	15.2	10.2	14.3	13.2	16.7	16.1	9.5
2. Somewhat acceptable	17.6	14.9	19.9	14.7	22.1	16.7	16.9	16.9	20.4	18.3	16.4	18.2	16.7	17.1	17.3	13.8
3. Acceptable	50.1	52.0	48.3	53.6	45.9	53.2	50.4	47.3	51.9	50.0	50.5	50.7	52.8	47.0	46.9	40.7
4. Desirable	17.9	20.8	15.9	20.0	14.8	16.1	19.7	21.5	11.2	16.5	22.9	16.8	17.2	19.2	19.7	35.9
<i>Item 8220 Subject B03, N01</i>	<i>N 2471</i>	<i>1092</i>	<i>1240</i>	<i>1545</i>	<i>282</i>	<i>474</i>	<i>549</i>	<i>925</i>	<i>523</i>	<i>1901</i>	<i>400</i>	<i>1255</i>	<i>497</i>	<i>234</i>	<i>377</i>	<i>33</i>
A10B: . . . some of the children are of other races?																
1. Not at all acceptable	2.2	2.8	0.9	1.8	3.8	2.1	2.8	2.4	1.2	1.4	4.7	1.6	1.3	2.3	3.3	10.5
2. Somewhat acceptable	5.0	5.7	4.4	4.2	9.1	4.3	4.9	5.2	5.3	3.9	8.8	4.0	4.9	4.7	7.8	10.6
3. Acceptable	63.2	68.3	58.7	66.2	61.0	63.9	60.2	65.2	62.4	62.6	66.4	62.6	65.9	58.8	65.3	57.5
4. Desirable	29.6	23.3	36.0	27.8	26.0	29.7	32.1	27.2	31.1	32.1	20.1	31.7	27.9	34.3	23.7	21.4
<i>Item 8230 Subject B03, N01</i>	<i>N 2470</i>	<i>1094</i>	<i>1240</i>	<i>1545</i>	<i>283</i>	<i>475</i>	<i>549</i>	<i>923</i>	<i>523</i>	<i>1900</i>	<i>400</i>	<i>1255</i>	<i>497</i>	<i>234</i>	<i>377</i>	<i>33</i>
A10C: . . . most of the children are of other races?																
1. Not at all acceptable	11.3	13.3	9.3	14.8	7.4	7.8	13.6	15.6	4.4	9.9	17.3	8.9	10.4	17.1	16.0	28.8
2. Somewhat acceptable	22.3	23.6	21.5	26.6	16.5	21.4	26.2	23.8	16.4	21.7	25.9	21.0	25.1	23.8	22.3	6.4
3. Acceptable	51.8	52.0	51.5	51.1	53.3	54.9	49.3	47.0	59.9	53.0	45.9	55.4	50.5	47.3	44.1	50.5
4. Desirable	14.6	11.0	17.7	7.6	22.8	15.9	10.9	13.6	19.2	15.5	10.8	14.7	14.0	11.8	17.5	14.4
<i>Item 8240 Subject B03, N01</i>	<i>N 2465</i>	<i>1090</i>	<i>1238</i>	<i>1541</i>	<i>282</i>	<i>474</i>	<i>548</i>	<i>920</i>	<i>522</i>	<i>1895</i>	<i>400</i>	<i>1255</i>	<i>496</i>	<i>231</i>	<i>376</i>	<i>33</i>
A11: What race are your close friends?																
1. All my race	17.9	19.0	16.8	21.4	16.4	19.1	25.0	18.1	8.9	16.6	22.3	19.4	12.8	14.8	18.7	32.4
2. Almost all my race	25.2	25.7	25.4	30.9	15.0	24.6	32.1	23.8	20.8	26.2	23.3	24.7	28.7	26.7	22.3	16.4
3. Mostly my race	27.3	27.7	26.9	30.5	25.0	27.1	24.5	27.2	30.5	28.1	23.9	26.4	30.5	27.8	25.4	40.8
4. About half my race	16.0	15.1	17.0	12.5	25.7	14.2	10.0	18.4	19.8	15.2	19.5	15.6	14.7	16.7	19.9	4.5
5. Mostly other race(s)	8.6	7.9	9.2	3.4	11.5	10.0	5.5	7.1	13.0	9.1	5.5	8.6	8.4	7.8	9.9	5.9
6. Almost all other race(s)	5.1	4.6	4.7	1.4	6.4	5.1	2.8	5.4	7.0	4.7	5.5	5.4	4.9	6.1	3.7	-
<i>Item 8250 Subject N03</i>	<i>N 2462</i>	<i>1090</i>	<i>1241</i>	<i>1541</i>	<i>285</i>	<i>474</i>	<i>544</i>	<i>924</i>	<i>521</i>	<i>1899</i>	<i>396</i>	<i>1254</i>	<i>494</i>	<i>233</i>	<i>376</i>	<i>33</i>
A12: What race are the people in your neighborhood?																
1. All my race	20.9	22.4	20.2	27.2	14.7	20.9	31.6	22.5	7.0	20.8	21.8	21.3	17.8	23.8	20.4	32.1
2. Almost all my race	27.3	29.2	26.0	34.8	16.4	30.0	29.7	26.3	24.2	27.7	27.7	25.9	29.2	28.5	30.5	20.9
3. Mostly my race	18.2	17.4	18.8	22.3	8.1	16.0	17.5	17.2	22.6	19.6	14.6	17.2	19.2	21.2	19.9	13.0
4. About half my race	14.4	12.9	15.3	10.0	26.1	12.3	9.7	14.2	21.3	13.9	14.2	14.8	15.0	8.6	13.7	20.7
5. Mostly other race(s)	11.1	11.0	11.5	3.7	19.8	11.8	7.0	10.7	15.6	10.6	12.1	12.4	11.1	8.8	9.1	6.8
6. Almost all other race(s)	8.1	7.1	8.2	1.9	14.9	9.0	4.5	9.0	9.3	7.3	9.7	8.4	7.8	9.2	6.5	6.6
<i>Item 8260 Subject N03</i>	<i>N 2457</i>	<i>1086</i>	<i>1238</i>	<i>1536</i>	<i>285</i>	<i>471</i>	<i>542</i>	<i>923</i>	<i>520</i>	<i>1892</i>	<i>396</i>	<i>1253</i>	<i>491</i>	<i>233</i>	<i>375</i>	<i>33</i>
A13: What race were the students in the elementary school where you spent the most time?																
1. All my race	18.0	19.3	16.7	22.6	11.1	21.5	26.1	16.7	8.7	18.2	18.3	19.0	16.5	15.5	18.5	17.5
2. Almost all my race	29.0	29.6	29.6	36.0	16.5	29.7	36.0	23.3	31.1	30.1	27.6	29.2	30.6	32.5	25.4	18.8
3. Mostly my race	18.1	18.2	18.2	20.8	16.3	14.9	17.2	18.6	20.9	18.1	18.2	18.0	17.3	17.0	19.5	31.9
4. About half my race	17.6	16.4	18.0	13.8	28.1	16.7	9.5	24.1	15.3	17.0	18.0	16.7	16.5	16.6	20.8	23.6
5. Mostly other race(s)	10.3	9.5	10.6	4.6	15.0	9.6	6.3	10.2	15.2	9.6	10.8	9.6	12.5	11.6	9.2	4.9
6. Almost all other race(s)	7.1	6.9	6.9	2.3	12.9	7.6	5.0	7.0	8.9	6.9	7.1	7.6	6.6	6.8	6.7	3.3
<i>Item 8270 Subject B03, N03</i>	<i>N 2450</i>	<i>1087</i>	<i>1232</i>	<i>1536</i>	<i>283</i>	<i>470</i>	<i>543</i>	<i>920</i>	<i>517</i>	<i>1887</i>	<i>395</i>	<i>1246</i>	<i>493</i>	<i>232</i>	<i>374</i>	<i>33</i>
A14: What race are the students in your present school (if you are in school)?																
1. All my race	5.2	5.7	4.6	6.0	3.2	5.5	13.0	2.9	1.0	4.8	7.3	5.6	5.7	2.6	3.0	8.7
2. Almost all my race	23.6	24.3	23.7	30.2	13.3	29.2	31.8	18.7	18.5	23.8	25.5	24.0	22.7	24.5	24.5	16.7
3. Mostly my race	24.3	25.1	23.8	29.2	19.8	23.4	25.4	22.4	27.2	25.2	20.0	23.5	24.0	28.6	24.9	33.7
4. About half my race	26.6	25.2	27.6	26.6	30.1	24.6	18.3	32.8	26.1	27.0	23.2	25.8	28.1	24.5	27.4	26.9
5. Mostly other race(s)	11.8	12.2	11.1	6.5	18.9	8.8	7.6	13.9	15.0	11.3	13.9	11.4	12.8	12.7	12.6	10.1
6. Almost all other race(s)	8.6	7.5	9.2	1.6	14.7	8.5	4.0	9.3	12.2	7.9	10.1	9.7	6.6	7.2	7.6	3.9
<i>Item 8280 Subject B03, N03</i>	<i>N 2451</i>	<i>1084</i>	<i>1238</i>	<i>1539</i>	<i>283</i>	<i>473</i>	<i>541</i>	<i>918</i>	<i>519</i>	<i>1896</i>	<i>393</i>	<i>1250</i>	<i>492</i>	<i>232</i>	<i>374</i>	<i>33</i>

MONITORING THE FUTURE

QUESTIONNAIRE FORM 3 2007	TOTAL	SEX		RACE		REGION				COLLEGE PLANS?		ILLICIT DRUG USE: LIFETIME				
		M	F	White	Black	NE	NC	S	W	Yes	No	None	Mari- juana Only	Few Pills	More Pills	Any Her- oin
<i>N (Weighted No. of Cases):</i>	2519	1104	1262	1570	288	489	559	941	531	1923	404	1274	502	239	381	34
<i>% of Weighted Total:</i>	100.0	43.8	50.1	62.3	11.5	19.4	22.2	37.4	21.1	76.3	16.1	50.6	19.9	9.5	15.1	1.3
A15: What race are the people that you work with on your job (if you have a job)?																
1. All my race	22.6	25.0	20.9	30.4	5.8	23.3	33.6	19.1	16.1	21.8	25.7	22.5	22.6	18.8	24.0	35.2
2. Almost all my race	23.4	21.3	25.2	29.2	13.6	24.5	27.2	24.1	17.0	24.7	18.8	22.6	25.3	25.3	23.1	21.9
3. Mostly my race	16.4	16.4	16.6	18.4	14.8	12.0	15.9	18.5	17.6	16.9	17.3	16.7	12.4	20.4	19.8	9.8
4. About half my race	17.2	16.5	17.9	14.7	25.4	13.4	11.1	20.6	21.1	16.3	21.0	16.4	18.9	19.1	17.1	19.5
5. Mostly other race(s)	11.6	11.8	11.1	5.2	21.2	15.0	7.5	10.2	15.1	11.7	8.2	12.8	9.2	9.8	10.2	6.0
6. Almost all other race(s)	8.8	9.0	8.3	2.1	19.3	11.7	4.7	7.5	13.0	8.6	9.1	8.9	11.5	6.7	5.9	7.5
<i>Item 8290 Subject N03</i>	<i>N</i> 2116	947	1059	1357	242	417	474	788	437	1621	348	1053	427	202	338	28
A16: How often do you do things (like having a conversation, eating together, playing sports) with people of other races?																
1. Not at all	5.7	6.4	4.6	6.3	5.0	5.9	6.1	7.0	2.8	4.5	10.6	5.0	4.6	4.6	8.1	20.7
2. A little	15.8	15.6	15.8	19.7	11.2	13.5	26.8	14.0	9.4	14.6	20.0	16.8	13.4	13.7	13.8	24.9
3. Some	36.2	37.0	36.0	39.7	30.6	35.2	35.3	36.1	38.3	36.7	33.3	37.0	37.6	36.2	34.1	23.0
4. A lot	42.3	41.0	43.6	34.2	53.1	45.4	31.8	42.9	49.5	44.2	36.1	41.2	44.4	45.5	44.0	31.4
<i>Item 8300 Subject N03</i>	<i>N</i> 2459	1086	1243	1539	285	472	545	924	518	1897	396	1257	494	230	375	33
A17: Generally, how do you feel about the experiences you have had with people of other races?																
5. Very good	27.0	21.8	32.1	24.7	25.2	31.1	24.4	23.1	32.9	29.2	20.4	30.0	25.9	26.4	22.4	5.1
4. Mostly good	42.6	43.9	42.2	44.0	46.1	41.9	46.8	41.3	41.1	43.9	37.7	44.5	44.4	46.5	34.5	28.3
3. Mixed	26.9	29.5	24.3	27.1	27.4	23.7	24.2	31.8	23.9	24.8	34.4	23.6	26.7	23.5	36.1	50.9
2. Mostly bad	2.3	2.5	1.3	2.7	0.8	1.7	3.1	2.6	1.2	1.7	3.8	1.3	1.8	2.3	4.8	6.8
1. Very bad	1.3	2.4	0.2	1.5	0.4	1.7	1.6	1.2	0.9	0.5	3.8	0.7	1.2	1.4	2.2	8.9
<i>Item 8310 Subject N03</i>	<i>N</i> 2458	1086	1242	1538	285	472	545	925	516	1896	396	1255	494	228	376	33
A18: The next questions are about some of your own plans. Are you married or engaged?																
1. Married—SKIP TO Q.A20	0.3	0.2	0.2	0.2	0.9	0.5	0.4	0.2	0.2	0.1	1.1	0.2	0.2	-	0.5	-
2. Engaged	6.2	5.0	7.2	6.2	6.1	1.6	7.6	8.3	5.1	5.5	10.6	5.2	7.4	5.1	7.5	16.9
3. Neither	93.5	94.9	92.6	93.6	93.0	97.9	92.0	91.5	94.7	94.4	88.3	94.6	92.4	94.9	92.0	83.1
<i>Item 8320 Subject D01, R01</i>	<i>N</i> 2338	1023	1198	1484	263	449	523	871	496	1815	367	1192	471	219	362	30
A19: If it were just up to you, what would be the ideal time for you to get married?																
1. Within the next year or so	4.6	3.7	5.5	5.3	2.9	1.1	3.3	6.9	5.2	3.6	10.5	5.0	3.1	2.7	6.2	11.5
2. Two or three years from now	10.8	9.1	12.2	12.5	6.0	7.4	12.0	10.9	12.5	9.2	20.3	10.6	10.0	11.7	11.6	15.4
3. Four or five years from now	36.1	34.3	38.4	37.1	31.3	32.3	42.4	35.9	33.5	37.6	32.1	38.4	33.3	33.4	34.7	33.0
4. Over five years from now	42.9	47.4	38.9	40.7	49.0	53.2	37.3	40.0	44.4	45.0	28.2	42.0	48.7	43.9	38.5	32.4
5. I don't want to marry	5.6	5.4	5.0	4.4	10.9	6.0	5.0	6.3	4.4	4.6	8.9	4.0	4.9	8.3	8.9	7.7
<i>Item 8330 Subject D01</i>	<i>N†</i> 2360	1042	1205	1492	264	453	523	884	500	1836	373	1215	467	225	361	33
A20: Have you thought at all about whether you'd like to have children or how many you'd like to have?																
3. I've thought about it a lot	34.5	26.7	41.6	33.5	40.1	34.6	38.9	33.2	32.0	34.1	37.4	34.7	34.4	36.3	31.3	32.7
2. I've thought about it a little	57.0	62.3	52.8	58.5	51.7	54.6	54.7	58.1	59.7	58.8	49.9	56.4	58.9	55.1	59.8	45.7
1. I haven't thought about it at all	8.5	11.1	5.6	8.0	8.3	10.8	6.4	8.7	8.3	7.1	12.7	8.9	6.7	8.7	8.9	21.7
<i>Item 8340 Subject D02</i>	<i>N</i> 2429	1074	1227	1530	281	460	540	919	509	1870	394	1230	490	233	375	33
A21: All things considered, if you could have exactly the number of children you want, what number would you choose to have?																
1. None	3.5	3.0	4.0	3.2	5.0	2.8	3.8	4.1	2.6	3.3	4.7	3.3	3.0	5.2	3.9	3.6
2. One	5.8	4.5	6.3	5.4	9.4	5.3	5.5	7.9	2.8	4.6	9.6	5.5	6.4	4.1	7.1	11.6
3. Two	43.0	47.5	39.2	42.8	38.4	39.1	38.9	48.4	41.2	41.9	46.4	40.9	45.1	42.5	47.9	41.5
4. Three	23.1	23.0	24.0	23.7	25.5	22.9	25.9	19.8	26.4	25.1	18.6	22.4	27.3	25.9	19.6	22.4
5. Four	11.0	8.0	14.3	11.9	9.4	10.8	12.8	8.4	14.1	12.5	6.3	13.7	8.7	9.1	7.8	5.1
6. Five	3.2	2.5	3.9	3.8	1.6	4.9	3.8	1.7	3.9	3.2	3.3	3.7	2.3	3.7	2.2	-
7. Six or more	2.3	2.3	1.9	1.8	3.9	3.7	2.7	1.5	1.8	1.8	3.9	2.1	1.2	2.2	3.4	4.5
8. Don't know	8.1	9.3	6.5	7.4	6.9	10.5	6.7	8.2	7.2	7.6	7.1	8.5	6.0	7.4	8.1	11.3
<i>Item 8350 Subject D02</i>	<i>N</i> 2446	1087	1230	1538	280	469	545	918	514	1891	392	1249	492	232	373	31

†=excludes respondents for whom question was inappropriate.

DESCRIPTIVE RESULTS: 2007

141

QUESTIONNAIRE FORM 3 2007	TOTAL	SEX		RACE		REGION				COLLEGE PLANS?		ILLICIT DRUG USE: LIFETIME					
		M	F	White	Black	NE	NC	S	W	Yes	No	None	Mari- juana Only	Few Pills	More Pills	Any Her- oin	
<i>N (Weighted No. of Cases):</i>	2519	1104	1262	1570	288	489	559	941	531	1923	404	1274	502	239	381	34	
<i>% of Weighted Total:</i>	100.0	43.8	50.1	62.3	11.5	19.4	22.2	37.4	21.1	76.3	16.1	50.6	19.9	9.5	15.1	1.3	
A22: If the "population explosion" were NOT a problem, would you choose to have a larger number of children?																	
4. Yes, I'm sure I would want more	4.6	5.1	3.8	4.4	5.8	7.5	5.2	4.2	1.9	4.1	4.6	3.8	5.2	6.0	4.8	4.2	
3. I probably would want more	9.2	7.2	10.4	9.0	6.3	11.3	8.7	8.9	8.5	9.4	8.3	10.1	5.8	13.3	7.2	11.5	
2. I probably would not want more	30.8	28.8	33.3	32.8	29.1	28.0	31.0	29.5	35.6	32.2	26.7	31.1	33.7	24.0	30.0	19.4	
1. I'm sure I would not want more	34.2	36.6	33.0	35.2	32.6	30.3	33.6	38.0	31.5	33.9	36.8	33.6	35.4	35.0	37.0	42.2	
8. Don't know, no idea	21.2	22.4	19.5	18.6	26.3	22.8	21.5	19.4	22.4	20.3	23.7	21.4	19.8	21.7	21.0	22.7	
<i>Item 8360 Subject D02, E01</i>	<i>N</i>	<i>2469</i>	<i>1096</i>	<i>1242</i>	<i>1550</i>	<i>283</i>	<i>473</i>	<i>545</i>	<i>930</i>	<i>521</i>	<i>1905</i>	<i>400</i>	<i>1258</i>	<i>497</i>	<i>235</i>	<i>379</i>	<i>33</i>
A23: If it were just up to you, how soon after getting married would you want to have your first child?																	
1. I don't want to have children (or get married)	4.0	3.6	4.3	4.2	3.5	3.8	3.9	4.8	2.8	3.6	4.9	4.0	2.9	5.3	5.0	3.2	
2. I wouldn't wait at all	7.2	9.8	5.1	5.5	15.4	6.6	9.0	6.9	6.6	5.7	11.8	6.0	7.4	7.8	9.4	13.8	
3. I would wait one year	31.8	33.6	30.3	32.6	30.7	30.2	32.6	32.9	30.5	32.6	30.3	31.4	35.0	30.6	29.4	25.1	
4. I would wait two years	27.6	23.0	32.1	27.9	20.7	28.0	27.9	25.9	30.3	29.4	20.9	30.0	26.5	26.9	24.8	21.4	
5. I would wait three years	10.5	9.8	11.4	12.2	6.0	11.0	10.1	9.1	12.9	11.4	7.3	11.9	10.2	8.5	8.9	5.9	
6. I would wait four or five years	5.4	5.6	5.0	5.8	4.1	4.6	4.5	6.2	5.5	4.8	8.1	4.7	4.8	5.2	7.6	5.1	
7. I would wait more than five years	1.8	1.8	1.8	1.7	1.7	2.4	1.9	1.8	1.1	1.9	1.0	1.7	1.9	0.8	2.0	5.8	
8. Don't know, or already have a child	11.7	12.9	10.0	10.2	17.9	13.3	10.1	12.5	10.3	10.6	15.8	10.3	11.2	15.0	12.7	19.7	
<i>Item 8370 Subject D02</i>	<i>N</i>	<i>2441</i>	<i>1085</i>	<i>1229</i>	<i>1537</i>	<i>279</i>	<i>468</i>	<i>544</i>	<i>915</i>	<i>513</i>	<i>1888</i>	<i>390</i>	<i>1244</i>	<i>495</i>	<i>230</i>	<i>374</i>	<i>31</i>
A24: Now we'd like you to make some ratings of how good or bad a job you feel each of the following organizations is doing for the country as a whole. For each one, mark the circle that best describes how you feel.																	
How good or bad a job is being done for the country as a whole by . . .																	
A24A: Large corporations?																	
1. Very poor	4.9	5.8	3.8	5.5	0.5	7.1	6.3	3.6	3.9	4.9	5.3	3.7	5.2	5.9	7.3	13.4	
2. Poor	10.1	12.0	8.9	10.8	5.4	9.7	12.5	9.6	8.9	11.3	6.4	8.9	9.0	15.1	13.2	9.8	
3. Fair	27.5	28.5	26.6	27.7	30.5	31.2	27.1	26.7	25.8	27.3	27.5	30.0	25.8	24.9	22.2	26.1	
4. Good	25.3	26.4	24.7	25.2	26.9	24.5	23.5	25.4	27.7	26.0	25.8	26.5	23.9	22.3	25.4	28.0	
5. Very good	7.3	8.7	6.6	6.9	11.6	7.4	6.3	9.0	5.5	6.7	8.4	7.4	8.5	8.6	6.5	0.6	
8. No opinion	24.8	18.6	29.3	23.9	25.0	20.1	24.3	25.6	28.3	23.8	26.6	23.5	27.7	23.2	25.3	22.1	
<i>Item 8380 Subject K02</i>	<i>N</i>	<i>2452</i>	<i>1092</i>	<i>1235</i>	<i>1548</i>	<i>275</i>	<i>470</i>	<i>544</i>	<i>919</i>	<i>520</i>	<i>1898</i>	<i>394</i>	<i>1253</i>	<i>494</i>	<i>231</i>	<i>376</i>	<i>33</i>
A24B: Major labor unions?																	
1. Very poor	3.1	5.2	1.1	3.4	1.0	3.2	4.4	2.5	2.8	2.7	4.9	3.0	1.5	3.8	4.1	10.2	
2. Poor	8.3	8.5	8.0	8.3	7.1	7.9	9.5	8.5	7.2	9.0	5.7	8.4	9.1	9.9	5.9	12.9	
3. Fair	29.1	29.1	29.2	28.3	34.9	27.8	27.8	31.8	26.8	28.6	32.2	29.7	28.3	30.0	27.9	22.9	
4. Good	23.1	25.5	21.4	23.6	22.5	26.9	21.9	20.4	25.4	23.2	22.2	24.3	20.2	23.1	23.8	30.5	
5. Very good	5.8	6.4	4.6	5.5	7.4	7.6	6.1	5.4	4.7	5.1	8.9	5.2	6.2	6.0	6.9	4.5	
8. No opinion	30.6	25.3	35.8	30.8	27.1	26.6	30.3	31.4	33.1	31.5	26.1	29.5	34.7	27.3	31.5	19.0	
<i>Item 8390 Subject K02</i>	<i>N</i>	<i>2452</i>	<i>1090</i>	<i>1234</i>	<i>1547</i>	<i>280</i>	<i>472</i>	<i>543</i>	<i>918</i>	<i>520</i>	<i>1897</i>	<i>397</i>	<i>1253</i>	<i>492</i>	<i>231</i>	<i>377</i>	<i>33</i>
A24C: The nation's colleges and universities?																	
1. Very poor	1.7	2.3	1.0	1.6	1.5	2.2	1.8	1.6	1.5	1.1	3.8	1.6	0.9	3.2	2.1	2.9	
2. Poor	3.5	3.5	3.2	3.1	2.3	3.0	3.0	3.0	5.2	3.2	3.9	2.8	2.9	4.3	6.0	1.1	
3. Fair	16.9	16.6	17.1	15.8	20.7	18.0	19.2	14.9	16.9	15.0	23.3	17.6	15.6	17.2	15.5	20.3	
4. Good	37.7	38.6	37.9	38.9	34.1	36.1	38.7	36.2	41.0	39.9	30.2	39.0	36.8	41.1	33.3	34.2	
5. Very good	29.9	29.3	31.1	31.4	31.1	32.2	28.5	32.1	25.4	32.0	24.4	30.5	30.5	28.1	30.7	25.5	
8. No opinion	10.3	9.8	9.6	9.2	10.3	8.5	8.8	12.3	10.0	8.8	14.3	8.5	13.3	6.1	12.4	16.0	
<i>Item 8400 Subject B10, K02</i>	<i>N</i>	<i>2451</i>	<i>1086</i>	<i>1236</i>	<i>1549</i>	<i>278</i>	<i>472</i>	<i>544</i>	<i>917</i>	<i>517</i>	<i>1891</i>	<i>398</i>	<i>1249</i>	<i>493</i>	<i>233</i>	<i>378</i>	<i>33</i>
A24D: The nation's public schools?																	
1. Very poor	6.0	6.4	5.0	5.9	3.5	6.0	6.3	6.7	4.3	5.0	9.2	5.0	4.0	6.3	10.7	12.4	
2. Poor	15.4	16.5	14.8	14.7	18.7	14.3	13.7	15.2	18.5	15.5	15.4	14.0	17.2	19.1	16.1	14.2	
3. Fair	32.9	31.5	35.6	33.9	35.4	35.0	33.1	32.3	32.0	34.0	32.0	34.1	32.8	31.9	31.7	33.9	
4. Good	28.2	28.5	28.3	30.0	24.5	27.8	31.0	26.6	28.3	29.4	24.2	30.7	28.4	28.9	20.4	19.0	
5. Very good	8.7	8.0	9.0	7.8	8.2	9.4	7.7	8.7	8.9	8.3	8.3	8.8	7.9	7.6	9.5	9.2	
8. No opinion	8.9	9.1	7.3	7.7	9.6	7.3	8.3	10.5	8.0	7.8	10.9	7.5	9.7	6.2	11.5	11.3	
<i>Item 8410 Subject B10, K02</i>	<i>N</i>	<i>2458</i>	<i>1089</i>	<i>1239</i>	<i>1544</i>	<i>281</i>	<i>475</i>	<i>544</i>	<i>920</i>	<i>520</i>	<i>1897</i>	<i>398</i>	<i>1259</i>	<i>494</i>	<i>233</i>	<i>374</i>	<i>33</i>

MONITORING THE FUTURE

QUESTIONNAIRE FORM 3 2007	TOTAL	SEX		RACE		REGION				COLLEGE PLANS?		ILLICIT DRUG USE: LIFETIME					
		M	F	White	Black	NE	NC	S	W	Yes	No	None	Mari- juana Only	Few Pills	More Pills	Any Her- oin	
<i>N (Weighted No. of Cases):</i>	2519	1104	1262	1570	288	489	559	941	531	1923	404	1274	502	239	381	34	
<i>% of Weighted Total:</i>	100.0	43.8	50.1	62.3	11.5	19.4	22.2	37.4	21.1	76.3	16.1	50.6	19.9	9.5	15.1	1.3	
A24E: Churches and religious organizations?																	
1. Very poor	5.3	7.8	3.0	6.0	1.9	7.3	3.7	5.0	5.6	4.8	7.8	3.7	4.5	7.8	9.2	19.7	
2. Poor	6.6	8.0	5.4	7.3	4.5	9.0	7.2	6.2	4.4	6.7	6.2	4.9	6.8	9.1	8.5	18.9	
3. Fair	22.4	23.7	21.6	22.1	23.9	24.8	23.6	21.1	21.0	22.3	22.6	23.1	24.9	18.7	18.1	23.8	
4. Good	30.0	26.2	34.2	30.1	31.6	28.8	31.3	30.2	29.3	32.4	23.4	32.8	29.3	31.3	24.0	11.2	
5. Very good	17.8	16.7	18.9	18.4	25.0	10.7	16.3	20.7	20.8	17.2	20.0	21.0	15.0	14.2	14.9	10.6	
8. No opinion	18.0	17.6	17.0	16.2	13.1	19.4	17.9	16.8	18.8	16.7	20.0	14.5	19.4	18.9	25.2	15.8	
<i>Item 8420 Subject G, K02</i>	<i>N</i>	<i>2455</i>	<i>1090</i>	<i>1235</i>	<i>1548</i>	<i>276</i>	<i>472</i>	<i>543</i>	<i>921</i>	<i>520</i>	<i>1897</i>	<i>398</i>	<i>1253</i>	<i>493</i>	<i>233</i>	<i>377</i>	<i>33</i>
A24F: The national news media (TV, magazines, news services)?																	
1. Very poor	11.8	15.3	8.8	12.6	4.4	15.6	11.0	9.9	12.5	12.1	10.3	11.2	9.5	10.1	18.1	18.9	
2. Poor	15.5	16.8	15.0	17.0	9.6	15.7	16.7	13.3	18.1	16.9	9.8	16.5	14.3	16.2	13.9	14.9	
3. Fair	27.2	25.5	28.7	28.2	34.2	27.0	31.4	25.1	26.9	26.3	32.1	27.9	29.3	26.1	22.6	28.2	
4. Good	20.8	19.4	23.0	21.2	22.1	19.3	19.2	24.3	17.5	21.8	16.5	21.1	21.2	23.7	19.3	19.0	
5. Very good	12.9	12.6	13.1	10.8	18.9	12.3	11.4	13.6	14.0	12.3	16.2	14.0	10.4	12.4	12.3	8.4	
8. No opinion	11.8	10.5	11.4	10.2	10.7	10.2	10.3	13.8	11.1	10.5	15.1	9.4	15.3	11.5	13.9	10.6	
<i>Item 8430 Subject K02</i>	<i>N</i>	<i>2455</i>	<i>1091</i>	<i>1234</i>	<i>1545</i>	<i>278</i>	<i>470</i>	<i>544</i>	<i>922</i>	<i>519</i>	<i>1896</i>	<i>398</i>	<i>1254</i>	<i>495</i>	<i>233</i>	<i>375</i>	<i>33</i>
A24G: The President and his administration?																	
1. Very poor	23.7	25.1	21.9	20.4	33.1	32.8	23.1	19.2	23.9	23.1	25.5	20.0	27.0	26.4	29.9	20.2	
2. Poor	22.2	22.0	23.2	20.4	29.6	26.7	21.8	18.9	24.3	22.7	21.8	21.2	24.0	27.4	19.7	27.2	
3. Fair	21.2	19.5	22.5	23.1	14.8	17.0	25.8	21.9	19.0	21.2	20.6	23.8	18.6	15.5	18.8	20.0	
4. Good	14.3	14.4	14.4	17.7	5.4	9.7	14.4	16.2	14.8	15.4	10.9	15.5	13.6	14.9	12.4	6.9	
5. Very good	6.1	7.9	4.6	7.5	2.2	4.3	4.4	8.4	5.3	5.6	7.6	6.9	4.8	3.3	6.1	18.2	
8. No opinion	12.5	11.0	13.5	10.9	14.9	9.5	10.4	15.3	12.7	12.0	13.7	12.6	11.9	12.5	13.2	7.6	
<i>Item 8440 Subject H04, K02</i>	<i>N</i>	<i>2462</i>	<i>1094</i>	<i>1240</i>	<i>1547</i>	<i>282</i>	<i>475</i>	<i>544</i>	<i>921</i>	<i>522</i>	<i>1904</i>	<i>398</i>	<i>1260</i>	<i>496</i>	<i>233</i>	<i>375</i>	<i>33</i>
A24H: Congress—that is, the U.S. Senate and House of Representatives?																	
1. Very poor	8.2	10.0	6.0	7.3	8.4	10.6	6.9	8.4	7.1	6.7	12.4	6.4	9.2	8.1	11.1	15.6	
2. Poor	15.1	16.8	13.6	14.7	15.2	18.7	16.1	14.1	12.5	16.2	11.8	13.1	16.0	18.5	18.3	19.7	
3. Fair	33.3	34.1	33.1	32.7	39.7	34.5	34.5	33.4	30.8	33.2	36.0	34.2	34.2	36.4	28.1	26.7	
4. Good	18.4	19.4	18.0	21.5	11.2	14.5	20.1	17.1	22.2	19.3	14.2	20.4	16.0	15.7	16.6	24.6	
5. Very good	3.3	3.7	3.2	3.5	2.9	3.8	3.1	3.1	3.3	3.0	4.9	4.4	2.0	1.8	2.9	-	
8. No opinion	21.7	16.0	26.1	20.3	22.6	17.9	19.3	23.9	24.0	21.6	20.7	21.4	22.6	19.4	23.0	13.4	
<i>Item 8450 Subject H04, K02</i>	<i>N</i>	<i>2456</i>	<i>1091</i>	<i>1238</i>	<i>1546</i>	<i>277</i>	<i>472</i>	<i>543</i>	<i>919</i>	<i>522</i>	<i>1897</i>	<i>398</i>	<i>1257</i>	<i>493</i>	<i>233</i>	<i>375</i>	<i>33</i>
A24I: The U.S. Supreme Court?																	
1. Very poor	5.8	7.7	3.5	5.0	5.7	8.0	5.6	5.7	4.4	4.4	10.9	4.5	5.7	6.3	8.1	15.6	
2. Poor	7.9	8.0	7.4	7.9	5.7	9.2	8.8	7.1	7.0	8.1	8.0	6.1	10.2	7.6	10.7	12.3	
3. Fair	29.9	28.7	31.0	29.2	36.2	31.5	28.7	30.2	29.1	29.5	34.3	30.5	28.2	31.7	28.1	36.1	
4. Good	24.9	28.7	22.9	28.0	21.2	23.5	27.3	24.4	24.5	26.7	16.4	26.4	26.1	24.8	20.9	15.4	
5. Very good	5.0	6.1	4.3	4.8	4.9	4.5	5.2	5.2	4.8	4.8	6.3	6.1	4.6	3.1	4.2	2.1	
8. No opinion	26.5	20.8	30.9	25.0	26.3	23.3	24.4	27.4	30.2	26.5	24.1	26.5	25.2	26.4	28.0	18.5	
<i>Item 8460 Subject H04, K02</i>	<i>N</i>	<i>2456</i>	<i>1089</i>	<i>1240</i>	<i>1547</i>	<i>279</i>	<i>474</i>	<i>542</i>	<i>920</i>	<i>520</i>	<i>1899</i>	<i>397</i>	<i>1258</i>	<i>493</i>	<i>233</i>	<i>374</i>	<i>33</i>
A24J: All the courts and the justice system in general?																	
1. Very poor	6.0	7.9	3.6	5.4	6.4	7.3	6.0	6.2	4.8	4.5	11.5	4.2	5.9	6.3	10.1	16.9	
2. Poor	10.6	11.8	10.0	10.3	12.8	11.7	11.0	10.5	9.4	10.9	11.2	8.9	12.2	12.8	10.8	28.1	
3. Fair	34.2	33.6	35.0	34.4	34.5	35.8	32.7	34.8	33.4	34.3	35.9	36.5	29.7	37.8	32.2	20.5	
4. Good	22.4	23.8	22.1	25.7	15.0	20.3	25.7	20.2	24.8	24.8	12.9	24.4	24.7	18.4	17.9	9.8	
5. Very good	4.1	5.1	3.4	3.7	7.6	5.8	3.0	4.7	2.7	3.5	6.1	4.1	5.3	3.9	3.4	3.8	
8. No opinion	22.6	17.8	25.9	20.5	23.7	19.2	21.6	23.7	24.9	22.1	22.3	21.9	22.4	20.8	25.5	20.9	
<i>Item 8470 Subject H04, K02</i>	<i>N</i>	<i>2455</i>	<i>1089</i>	<i>1238</i>	<i>1544</i>	<i>280</i>	<i>473</i>	<i>543</i>	<i>919</i>	<i>520</i>	<i>1897</i>	<i>398</i>	<i>1259</i>	<i>493</i>	<i>232</i>	<i>375</i>	<i>32</i>
A24K: The police and other law enforcement agencies?																	
1. Very poor	7.8	9.5	5.7	6.8	7.8	8.0	7.6	9.4	5.0	6.4	11.6	4.6	7.0	8.3	17.4	25.6	
2. Poor	13.7	14.3	13.0	11.3	22.2	14.3	13.6	14.1	12.4	12.8	17.8	11.1	18.6	13.5	14.0	23.0	
3. Fair	30.2	28.3	33.0	30.7	30.1	31.3	31.0	29.8	29.2	32.0	25.1	30.8	30.2	26.5	32.4	20.6	
4. Good	27.9	28.3	28.4	31.4	17.7	28.7	29.2	25.5	30.3	29.9	20.7	32.7	23.5	32.3	17.4	12.3	
5. Very good	7.9	9.7	6.2	8.6	7.1	9.3	7.7	6.7	8.9	7.3	10.8	9.0	7.1	7.4	5.9	4.6	
8. No opinion	12.4	9.8	13.7	11.1	15.1	8.4	10.8	14.5	14.2	11.6	14.0	11.8	13.6	11.9	12.9	13.8	
<i>Item 8480 Subject K02</i>	<i>N</i>	<i>2456</i>	<i>1091</i>	<i>1237</i>	<i>1544</i>	<i>281</i>	<i>472</i>	<i>544</i>	<i>918</i>	<i>522</i>	<i>1899</i>	<i>398</i>	<i>1255</i>	<i>496</i>	<i>233</i>	<i>375</i>	<i>33</i>

QUESTIONNAIRE FORM 3 2007	TOTAL	SEX		RACE		REGION				COLLEGE PLANS?		ILLICIT DRUG USE: LIFETIME				
		M	F	White	Black	NE	NC	S	W	Yes	No	None	Mari- juana Only	Few Pills	More Pills	Any Her- oin
<i>N (Weighted No. of Cases):</i>	2519	1104	1262	1570	288	489	559	941	531	1923	404	1274	502	239	381	34
<i>% of Weighted Total:</i>	100.0	43.8	50.1	62.3	11.5	19.4	22.2	37.4	21.1	76.3	16.1	50.6	19.9	9.5	15.1	1.3
A24L: The U.S. military?																
1. Very poor	4.7	6.6	2.5	3.5	4.5	5.0	4.2	3.8	6.4	3.6	8.8	4.2	4.3	3.3	5.4	13.8
2. Poor	4.1	4.5	3.8	3.1	6.9	4.2	3.7	3.8	4.9	4.6	2.2	3.7	4.8	4.1	4.6	4.7
3. Fair	14.8	12.8	15.9	13.0	20.3	16.6	13.6	13.5	16.7	14.0	17.8	14.4	15.2	15.3	15.0	12.2
4. Good	25.2	24.7	26.4	27.0	19.3	24.9	28.9	24.0	23.9	26.0	24.3	26.4	24.5	31.6	20.7	7.8
5. Very good	36.7	40.9	34.5	41.5	31.2	38.4	36.4	40.1	29.2	37.7	34.4	37.4	35.8	32.1	38.3	47.7
8. No opinion	14.5	10.4	16.9	11.9	17.8	10.9	13.2	14.7	18.8	14.1	12.5	13.8	15.3	13.5	16.1	13.8
<i>Item 8490 Subject K02, L04</i>	<i>N</i> 2448	1089	1233	1539	281	471	543	916	518	1893	396	1254	493	232	372	33
A25: All things considered, do you think the armed services presently have too much or too little influence on the way this country is run?																
1. Far too little	3.9	5.0	2.2	3.4	6.7	4.1	3.7	4.9	2.3	2.6	8.3	3.6	4.1	2.1	4.7	11.6
2. Too little	15.0	13.2	16.7	15.0	19.6	13.6	16.2	15.7	13.8	15.3	14.4	16.1	12.0	15.3	16.8	10.8
3. About right	57.8	59.6	57.5	60.1	48.4	52.6	55.0	61.0	60.1	58.5	57.7	59.4	59.4	54.9	52.0	56.8
4. Too much	18.7	17.3	19.8	17.2	20.2	24.3	21.1	14.0	19.1	19.3	14.5	16.8	19.7	22.6	21.1	17.2
5. Far too much	4.5	5.0	3.7	4.2	5.2	5.4	4.0	4.3	4.7	4.4	5.1	4.1	4.8	5.2	5.4	3.6
<i>Item 8500 Subject K03, L04</i>	<i>N</i> 2418	1081	1215	1525	271	469	538	897	513	1872	392	1238	489	230	363	33
A26: Do you think the U.S. spends too much or too little on the armed services?																
1. Far too little	4.3	5.4	3.1	4.6	3.8	4.7	5.0	5.5	1.4	3.9	6.5	4.1	4.0	2.5	5.5	9.5
2. Too little	17.3	17.9	16.2	19.5	11.8	18.0	16.8	20.1	12.2	17.4	18.1	17.0	14.5	18.6	19.5	43.7
3. About right	36.5	36.3	37.6	39.9	33.7	25.7	39.2	41.4	34.9	36.7	36.7	38.9	36.6	33.3	33.1	20.1
4. Too much	27.0	24.4	29.7	24.1	30.8	31.2	26.6	21.6	32.9	27.4	24.5	27.0	29.1	29.3	23.0	12.3
5. Far too much	14.9	15.9	13.3	11.9	19.9	20.3	12.5	11.4	18.7	14.7	14.3	13.0	15.8	16.3	18.9	14.4
<i>Item 8510 Subject K03, L04</i>	<i>N</i> 2420	1082	1217	1526	275	465	537	903	516	1874	393	1238	491	232	363	33
A27: Individuals differ in whether or not they disapprove of people doing certain things. Do YOU disapprove of people (who are 18 or older) doing each of the following?																
A27A: Smoking one or more packs of cigarettes per day																
1. Don't disapprove	19.3	22.2	16.0	21.8	10.7	20.7	19.4	21.9	13.5	16.6	29.7	9.0	21.6	23.9	44.4	52.9
2. Disapprove	29.8	30.4	28.9	30.7	31.3	26.6	31.6	29.9	30.6	30.2	29.4	28.5	33.0	35.3	26.5	19.0
3. Strongly disapprove	50.9	47.4	55.1	47.4	58.1	52.8	49.0	48.2	55.9	53.2	40.9	62.5	45.5	40.8	29.1	28.1
<i>Item 8560 Subject A11a</i>	<i>N</i> 2457	1093	1242	1543	281	474	541	922	520	1900	396	1252	496	235	375	33
A27B: Trying marijuana (pot, weed) once or twice																
1. Don't disapprove	41.4	45.3	37.7	43.8	31.6	46.9	42.5	40.6	36.8	40.3	44.6	16.1	67.8	62.8	76.8	85.5
2. Disapprove	24.1	25.4	23.3	24.8	26.7	25.0	26.8	25.2	18.7	24.4	25.0	28.3	23.7	20.0	13.4	9.5
3. Strongly disapprove	34.4	29.3	38.9	31.3	41.7	28.1	30.7	34.2	44.5	35.3	30.4	55.6	8.5	17.2	9.8	5.0
<i>Item 8570 Subject A11a</i>	<i>N</i> 2457	1090	1241	1542	282	471	542	923	520	1897	398	1253	496	234	374	33
A27C: Smoking marijuana occasionally																
1. Don't disapprove	29.8	33.5	25.3	32.1	22.7	33.6	30.0	30.5	25.1	28.0	36.8	8.7	44.7	47.4	66.4	79.8
2. Disapprove	24.3	25.9	23.2	25.0	24.5	24.8	25.0	25.1	21.6	24.5	23.6	23.2	29.5	28.8	18.3	13.2
3. Strongly disapprove	45.9	40.5	51.5	42.9	52.8	41.6	45.0	44.4	53.3	47.5	39.6	68.1	25.8	23.8	15.3	6.9
<i>Item 8580 Subject A11a</i>	<i>N</i> 2454	1089	1238	1540	279	472	542	920	520	1894	398	1252	496	233	373	33
A27D: Smoking marijuana regularly																
1. Don't disapprove	16.7	20.4	12.3	17.4	12.7	18.9	17.1	17.1	13.7	14.2	26.9	3.9	20.0	22.7	48.1	58.9
2. Disapprove	22.0	23.0	20.8	22.7	22.1	23.7	20.5	23.1	20.1	21.9	22.5	15.7	30.2	31.1	26.1	22.4
3. Strongly disapprove	61.3	56.6	66.9	59.9	65.2	57.4	62.4	59.8	66.2	63.9	50.6	80.3	49.8	46.2	25.8	18.8
<i>Item 8590 Subject A11a</i>	<i>N</i> 2452	1087	1240	1541	279	472	545	918	518	1896	396	1252	493	234	374	33
A27E: Trying LSD once or twice																
1. Don't disapprove	12.2	15.4	8.7	13.7	7.8	12.7	12.2	12.8	10.5	10.9	17.3	4.6	11.1	16.4	31.4	70.3
2. Disapprove	19.3	18.1	19.9	19.4	12.0	24.4	17.7	17.5	19.4	18.6	21.8	15.4	20.5	27.2	25.3	8.3
3. Strongly disapprove	68.6	66.5	71.4	67.0	80.2	62.9	70.1	69.7	70.1	70.5	60.9	80.0	68.4	56.4	43.3	21.3
<i>Item 8600 Subject A11a</i>	<i>N</i> 2450	1088	1237	1540	280	472	540	923	515	1892	396	1249	496	234	374	33

QUESTIONNAIRE FORM 3 2007	TOTAL	SEX		RACE		REGION				COLLEGE PLANS?		ILLICIT DRUG USE: LIFETIME				
		M	F	White	Black	NE	NC	S	W	Yes	No	None	Mari- juana Only	Few Pills	More Pills	Any Her- oin
<i>N (Weighted No. of Cases):</i>	2519	1104	1262	1570	288	489	559	941	531	1923	404	1274	502	239	381	34
<i>% of Weighted Total:</i>	100.0	43.8	50.1	62.3	11.5	19.4	22.2	37.4	21.1	76.3	16.1	50.6	19.9	9.5	15.1	1.3
A27F: Taking LSD regularly																
1. Don't disapprove	5.1	6.6	2.4	4.7	5.4	5.6	4.5	5.8	4.0	3.1	12.1	2.3	3.9	5.5	12.1	31.0
2. Disapprove	15.6	14.9	16.1	15.6	11.5	18.9	14.9	15.2	14.2	15.5	16.5	10.4	16.0	17.0	28.5	43.4
3. Strongly disapprove	79.3	78.5	81.6	79.7	83.0	75.6	80.7	79.0	81.8	81.5	71.4	87.3	80.1	77.6	59.3	25.6
<i>Item 8610 Subject A11a</i>	<i>N</i> 2469	1095	1249	1561	282	472	550	929	518	1906	402	1264	500	238	378	34
A27G: Trying heroin once or twice																
1. Don't disapprove	5.2	5.5	4.2	4.7	6.4	5.6	5.8	6.0	2.9	3.6	11.4	2.6	4.6	4.2	11.2	42.8
2. Disapprove	14.2	13.0	15.1	14.7	9.7	16.6	15.0	13.2	13.2	14.6	14.6	12.2	14.2	19.4	17.4	17.4
3. Strongly disapprove	80.5	81.4	80.7	80.6	83.9	77.9	79.2	80.7	84.0	81.7	74.0	85.1	81.2	76.4	71.4	39.8
<i>Item 8620 Subject A11a</i>	<i>N</i> 2475	1097	1252	1564	284	473	551	929	523	1911	402	1268	500	239	377	34
A27H: Taking heroin occasionally																
1. Don't disapprove	3.2	3.7	1.7	2.8	4.5	4.1	3.1	3.7	1.7	1.8	8.6	1.6	2.5	2.1	7.2	24.3
2. Disapprove	11.0	9.9	11.6	11.1	9.5	12.1	11.6	11.2	9.1	11.2	10.8	9.0	10.6	15.2	14.9	18.3
3. Strongly disapprove	85.8	86.4	86.7	86.1	85.9	83.8	85.3	85.1	89.2	87.0	80.6	89.4	86.9	82.8	77.9	57.4
<i>Item 8630 Subject A11a</i>	<i>N</i> 2475	1097	1251	1563	284	472	549	931	523	1909	403	1267	499	239	378	34
A27I: Taking heroin regularly																
1. Don't disapprove	2.9	3.7	1.5	2.3	4.7	3.0	2.7	3.7	1.7	1.4	8.4	1.9	1.7	2.1	6.0	19.5
2. Disapprove	8.6	7.7	8.5	8.5	7.1	9.9	8.5	8.8	6.9	8.6	9.5	7.2	7.9	11.9	11.2	18.9
3. Strongly disapprove	88.5	88.6	90.0	89.2	88.2	87.0	88.8	87.5	91.4	89.9	82.1	90.9	90.5	86.0	82.8	61.6
<i>Item 8640 Subject A11a</i>	<i>N</i> 2461	1096	1240	1555	281	469	544	930	518	1896	401	1263	496	235	376	31
A27J: Taking a sedative/barbiturate (downer) once or twice																
1. Don't disapprove	13.5	14.3	12.0	15.1	7.9	15.2	12.0	14.6	11.3	12.1	18.8	5.5	7.6	21.9	38.3	58.8
2. Disapprove	24.0	23.6	24.1	26.2	14.7	26.4	25.1	22.5	23.7	24.4	22.2	20.0	29.0	34.5	26.6	16.5
3. Strongly disapprove	62.5	62.1	63.9	58.6	77.5	58.3	62.9	62.9	65.0	63.5	59.0	74.5	63.5	43.6	35.2	24.7
<i>Item 8655 Subject A11a</i>	<i>N</i> 2470	1098	1247	1564	283	469	550	930	521	1905	403	1264	498	238	378	34
A27K: Taking sedatives/barbiturates regularly																
1. Don't disapprove	5.4	6.6	3.4	5.8	5.7	6.6	4.9	6.3	3.3	3.5	12.0	2.2	2.7	4.6	15.7	45.0
2. Disapprove	17.0	16.4	16.7	17.6	11.0	17.0	16.4	17.0	17.4	17.4	17.0	11.2	15.8	29.5	30.4	20.5
3. Strongly disapprove	77.6	76.9	80.0	76.6	83.3	76.4	78.7	76.7	79.3	79.1	71.1	86.6	81.5	65.9	53.9	34.5
<i>Item 8665 Subject A11a</i>	<i>N</i> 2463	1093	1245	1560	283	472	548	924	520	1900	403	1265	494	238	377	34
A27L: Trying an amphetamine (upper, pep pill, bennie, speed) once or twice																
1. Don't disapprove	12.7	13.1	11.4	14.8	5.5	15.2	11.9	15.1	7.0	11.3	17.9	4.1	7.5	20.5	38.4	68.2
2. Disapprove	19.4	19.9	18.7	20.5	13.1	21.1	20.8	17.6	19.4	19.8	19.3	16.2	19.7	29.8	24.3	6.4
3. Strongly disapprove	67.9	67.0	69.9	64.6	81.4	63.6	67.2	67.3	73.6	68.8	62.8	79.7	72.8	49.7	37.3	25.4
<i>Item 8670 Subject A11a</i>	<i>N</i> 2473	1098	1251	1564	284	472	550	930	521	1910	403	1268	499	238	379	33
A27M: Taking amphetamines regularly																
1. Don't disapprove	4.6	5.6	2.8	4.9	4.5	5.2	4.7	5.5	2.3	2.9	10.7	1.8	2.6	3.8	13.6	30.5
2. Disapprove	15.0	14.6	15.0	16.7	7.6	17.6	14.9	14.9	13.0	14.9	17.5	9.6	13.7	25.6	28.1	23.7
3. Strongly disapprove	80.4	79.8	82.2	78.4	87.9	77.2	80.4	79.6	84.7	82.2	71.8	88.6	83.7	70.7	58.3	45.8
<i>Item 8680 Subject A11a</i>	<i>N</i> 2468	1096	1247	1561	284	471	549	929	518	1903	403	1265	498	237	378	34
A27N: Trying cocaine once or twice																
1. Don't disapprove	10.4	11.9	7.9	11.5	6.0	12.7	9.1	11.6	7.3	8.8	16.8	3.0	7.0	13.6	30.7	75.5
2. Disapprove	15.4	15.7	15.5	16.0	8.3	17.9	16.4	14.9	13.1	16.1	15.1	11.9	14.8	27.3	22.1	2.0
3. Strongly disapprove	74.2	72.4	76.7	72.5	85.6	69.4	74.6	73.5	79.5	75.1	68.1	85.1	78.2	59.1	47.2	22.5
<i>Item 8690 Subject A11a</i>	<i>N</i> 2474	1097	1252	1564	284	472	550	931	522	1908	403	1268	497	238	379	34
A27O: Taking cocaine regularly																
1. Don't disapprove	3.8	4.6	2.3	3.7	4.5	4.1	3.8	4.6	2.0	2.2	10.0	1.8	1.9	2.8	9.9	32.8
2. Disapprove	11.4	11.6	10.4	11.6	6.2	13.3	12.0	11.5	8.8	11.4	12.3	7.5	10.0	12.6	23.3	35.1
3. Strongly disapprove	84.9	83.8	87.3	84.7	89.3	82.5	84.2	83.9	89.3	86.4	77.7	90.7	88.1	84.6	66.8	32.1
<i>Item 8700 Subject A11a</i>	<i>N</i> 2460	1096	1242	1560	280	470	545	927	518	1899	402	1261	497	238	375	33

DESCRIPTIVE RESULTS: 2007

145

QUESTIONNAIRE FORM 3 2007	TOTAL	SEX		RACE		REGION				COLLEGE PLANS?		ILLICIT DRUG USE: LIFETIME				
		M	F	White	Black	NE	NC	S	W	Yes	No	None	Mari- juana Only	Few Pills	More Pills	Any Her- oin
<i>N (Weighted No. of Cases):</i>	2519	1104	1262	1570	288	489	559	941	531	1923	404	1274	502	239	381	34
<i>% of Weighted Total:</i>	100.0	43.8	50.1	62.3	11.5	19.4	22.2	37.4	21.1	76.3	16.1	50.6	19.9	9.5	15.1	1.3
A27P: Trying one or two drinks of an alcoholic beverage (beer, wine, liquor)																
1. Don't disapprove	69.0	69.4	68.1	73.5	53.2	79.1	73.7	67.9	56.9	69.4	67.0	53.8	85.6	84.9	87.2	85.8
2. Disapprove	15.2	13.7	17.3	13.5	17.3	10.5	14.0	15.2	20.8	15.7	13.6	21.1	8.8	10.8	7.2	9.5
3. Strongly disapprove	15.8	16.9	14.6	13.0	29.5	10.4	12.3	16.9	22.3	14.9	19.5	25.1	5.6	4.2	5.6	4.7
<i>Item 8710 Subject A11a</i>	<i>N 2473</i>	<i>1097</i>	<i>1252</i>	<i>1562</i>	<i>284</i>	<i>470</i>	<i>549</i>	<i>929</i>	<i>524</i>	<i>1909</i>	<i>403</i>	<i>1270</i>	<i>499</i>	<i>238</i>	<i>376</i>	<i>34</i>
A27Q: Taking one or two drinks nearly every day																
1. Don't disapprove	26.7	31.9	20.3	30.8	16.4	30.6	31.6	28.0	15.7	25.0	32.8	17.0	29.3	31.1	48.4	68.9
2. Disapprove	36.8	37.0	37.5	36.1	36.1	35.6	35.7	35.4	41.5	37.8	34.7	32.6	44.0	48.4	35.4	20.3
3. Strongly disapprove	36.5	31.1	42.3	33.1	47.5	33.8	32.7	36.6	42.9	37.2	32.5	50.4	26.7	20.5	16.2	10.8
<i>Item 8720 Subject A11a</i>	<i>N 2469</i>	<i>1097</i>	<i>1249</i>	<i>1561</i>	<i>284</i>	<i>468</i>	<i>550</i>	<i>928</i>	<i>522</i>	<i>1906</i>	<i>402</i>	<i>1266</i>	<i>499</i>	<i>237</i>	<i>376</i>	<i>34</i>
A27R: Taking four or five drinks nearly every day																
1. Don't disapprove	9.5	13.2	5.2	10.9	6.6	10.4	10.2	12.0	3.4	6.8	18.7	4.1	8.2	10.9	24.5	39.8
2. Disapprove	24.9	27.6	21.7	26.5	19.5	23.1	28.0	25.4	22.5	25.1	25.6	19.1	30.3	29.5	33.8	28.8
3. Strongly disapprove	65.6	59.2	73.0	62.6	73.9	66.5	61.8	62.6	74.1	68.1	55.7	76.9	61.5	59.6	41.7	31.4
<i>Item 8730 Subject A11a</i>	<i>N 2474</i>	<i>1097</i>	<i>1253</i>	<i>1563</i>	<i>284</i>	<i>470</i>	<i>550</i>	<i>930</i>	<i>524</i>	<i>1908</i>	<i>403</i>	<i>1269</i>	<i>499</i>	<i>239</i>	<i>377</i>	<i>34</i>
A27S: Having five or more drinks once or twice each weekend																
1. Don't disapprove	31.2	36.3	25.2	35.9	17.2	35.2	35.3	33.5	19.5	29.2	37.1	15.6	42.3	40.8	57.6	70.8
2. Disapprove	24.5	24.0	25.4	24.6	20.7	26.3	26.0	23.5	23.1	26.2	20.0	23.4	27.7	32.9	20.6	9.5
3. Strongly disapprove	44.3	39.6	49.3	39.5	62.1	38.5	38.6	43.0	57.4	44.6	42.8	61.0	30.1	26.3	21.8	19.7
<i>Item 8740 Subject A11a</i>	<i>N 2471</i>	<i>1095</i>	<i>1251</i>	<i>1561</i>	<i>284</i>	<i>468</i>	<i>550</i>	<i>929</i>	<i>524</i>	<i>1907</i>	<i>403</i>	<i>1267</i>	<i>499</i>	<i>237</i>	<i>377</i>	<i>34</i>
A28: During the LAST 12 MONTHS, how often have you been around people who were taking each of the following to get high or for "kicks"?																
A28A: Marijuana (pot, weed) or hashish																
1. Not at all	31.6	28.9	34.1	29.8	37.7	28.3	29.4	32.4	35.6	32.6	27.2	51.5	11.4	9.4	8.7	3.0
2. Once or twice	21.8	24.2	19.9	22.2	18.5	18.2	21.9	22.7	23.3	21.7	22.9	23.4	25.7	21.7	11.8	16.8
3. Occasionally	21.4	18.6	23.7	22.0	18.8	22.6	21.2	20.6	21.9	21.3	22.4	15.1	30.9	33.9	22.9	24.3
4. Often	25.1	28.3	22.3	26.0	25.0	30.9	27.4	24.2	19.2	24.4	27.6	10.1	31.9	35.0	56.5	56.0
<i>Item 20590 Subject A02b</i>	<i>N 2474</i>	<i>1098</i>	<i>1252</i>	<i>1561</i>	<i>284</i>	<i>470</i>	<i>552</i>	<i>929</i>	<i>524</i>	<i>1912</i>	<i>401</i>	<i>1267</i>	<i>502</i>	<i>238</i>	<i>378</i>	<i>34</i>
A28B: LSD																
1. Not at all	87.6	86.9	88.5	85.7	96.1	87.5	85.1	88.2	89.4	88.1	86.4	94.5	90.2	79.7	71.6	36.1
2. Once or twice	7.5	8.9	6.5	8.9	1.4	5.9	9.9	7.0	7.5	7.5	6.6	3.6	7.0	14.9	16.4	15.7
3. Occasionally	3.2	2.9	3.5	3.5	1.7	4.7	3.1	3.3	1.7	2.9	4.4	1.3	1.5	3.3	9.4	25.5
4. Often	1.7	1.3	1.5	1.9	0.8	1.8	2.0	1.5	1.4	1.5	2.5	0.6	1.2	2.1	2.7	22.7
<i>Item 20600 Subject A02b</i>	<i>N 2448</i>	<i>1089</i>	<i>1239</i>	<i>1546</i>	<i>277</i>	<i>467</i>	<i>539</i>	<i>922</i>	<i>520</i>	<i>1894</i>	<i>397</i>	<i>1252</i>	<i>495</i>	<i>239</i>	<i>376</i>	<i>34</i>
A28C: Other hallucinogens (mescaline, peyote, "shrooms" or psilocybin, PCP, etc.)																
1. Not at all	76.5	73.3	79.3	72.0	94.4	72.6	75.4	78.8	77.3	77.0	74.3	88.8	78.3	59.2	47.8	21.1
2. Once or twice	14.2	16.0	13.1	16.8	3.5	16.8	14.5	12.6	14.5	14.7	12.7	6.8	16.2	27.1	28.7	23.1
3. Occasionally	6.3	7.5	5.5	7.7	1.1	7.3	6.4	5.8	6.2	5.6	9.0	3.4	3.8	8.4	17.2	23.2
4. Often	3.0	3.3	2.1	3.4	1.0	3.2	3.8	2.8	2.1	2.7	4.0	1.0	1.8	5.2	6.3	32.6
<i>Item 20610 Subject A02b</i>	<i>N 2470</i>	<i>1096</i>	<i>1251</i>	<i>1560</i>	<i>283</i>	<i>470</i>	<i>551</i>	<i>927</i>	<i>522</i>	<i>1910</i>	<i>400</i>	<i>1264</i>	<i>502</i>	<i>239</i>	<i>377</i>	<i>34</i>
A28D: Amphetamines (uppers, pep pills, bennies, speed)																
1. Not at all	76.2	76.5	76.3	72.3	91.2	77.6	76.1	73.2	80.3	77.1	71.2	87.8	84.7	59.1	41.8	17.9
2. Once or twice	12.1	13.2	11.2	13.3	4.6	11.3	12.6	12.3	12.2	11.9	12.4	7.2	11.2	24.8	22.0	12.5
3. Occasionally	7.3	6.9	7.6	9.2	2.2	7.3	6.2	9.4	4.9	6.8	10.6	3.7	2.2	11.7	22.3	24.9
4. Often	4.3	3.5	4.9	5.2	2.0	3.8	5.2	5.1	2.6	4.1	5.8	1.3	1.8	4.4	13.9	44.6
<i>Item 20620 Subject A02b</i>	<i>N 2473</i>	<i>1098</i>	<i>1251</i>	<i>1562</i>	<i>283</i>	<i>470</i>	<i>551</i>	<i>928</i>	<i>524</i>	<i>1909</i>	<i>401</i>	<i>1267</i>	<i>501</i>	<i>239</i>	<i>377</i>	<i>33</i>

QUESTIONNAIRE FORM 3 2007	TOTAL	SEX		RACE		REGION				COLLEGE PLANS?		ILLICIT DRUG USE: LIFETIME				
		M	F	White	Black	NE	NC	S	W	Yes	No	None	Mari- juana Only	Few Pills	More Pills	Any Her- oin
<i>N (Weighted No. of Cases):</i>	2519	1104	1262	1570	288	489	559	941	531	1923	404	1274	502	239	381	34
<i>% of Weighted Total:</i>	100.0	43.8	50.1	62.3	11.5	19.4	22.2	37.4	21.1	76.3	16.1	50.6	19.9	9.5	15.1	1.3
A28E: Sedatives/barbiturates (downers)																
1. Not at all	81.2	80.5	82.1	77.2	95.8	82.4	81.5	77.1	86.8	81.7	78.4	91.6	88.0	68.0	50.1	18.3
2. Once or twice	9.2	9.8	8.7	11.0	2.2	8.9	9.8	9.9	7.8	9.2	9.2	5.6	7.8	18.9	17.5	16.2
3. Occasionally	5.8	5.4	6.0	7.2	0.9	4.7	4.3	8.0	4.2	5.6	7.1	2.0	3.3	8.9	18.6	26.2
4. Often	3.9	4.3	3.3	4.6	1.2	4.0	4.4	5.0	1.2	3.5	5.3	0.9	0.9	4.2	13.8	39.4
<i>Item 20635 Subject A02b</i>	<i>N</i> 2467	1094	1251	1557	283	468	549	927	523	1907	400	1264	499	239	376	34
A28F: Tranquilizers (Librium, Valium, Xanax)																
1. Not at all	80.7	81.6	80.4	77.5	94.9	79.8	81.4	76.8	87.7	81.3	78.5	90.6	86.9	71.2	50.3	21.5
2. Once or twice	9.0	8.2	9.8	10.0	2.0	9.5	7.8	10.6	7.2	9.0	8.3	6.3	8.4	15.6	14.0	22.4
3. Occasionally	5.3	5.3	5.1	6.7	1.1	5.5	4.5	6.7	3.6	4.9	7.9	2.3	3.1	8.3	16.0	14.9
4. Often	4.9	4.9	4.8	5.8	2.0	5.2	6.3	5.9	1.5	4.8	5.4	0.8	1.5	5.0	19.6	41.2
<i>Item 20640 Subject A02b</i>	<i>N</i> 2468	1098	1246	1558	284	468	550	928	522	1906	401	1264	501	237	377	34
A28G: Cocaine ("coke")																
1. Not at all	74.8	74.7	75.0	72.7	88.8	72.2	74.5	73.8	79.2	75.5	72.2	88.2	76.9	56.4	43.2	20.9
2. Once or twice	13.7	14.1	13.5	14.7	6.7	14.0	14.0	12.9	14.4	13.4	14.7	8.1	14.4	29.7	22.2	7.2
3. Occasionally	6.9	6.5	7.1	7.8	1.8	8.0	7.0	7.7	4.4	6.6	9.1	2.2	5.8	9.8	20.2	36.6
4. Often	4.6	4.7	4.4	4.8	2.7	5.8	4.5	5.6	2.1	4.6	4.0	1.5	2.8	4.1	14.4	35.3
<i>Item 20650 Subject A02b</i>	<i>N</i> 2471	1097	1251	1560	282	467	550	930	523	1908	401	1264	501	238	378	34
A28H: Heroin																
1. Not at all	91.4	92.7	90.9	90.8	96.3	90.9	89.5	92.4	92.0	91.7	89.7	95.3	93.7	88.5	83.6	29.7
2. Once or twice	5.5	4.6	6.3	6.1	1.0	6.2	7.4	4.1	5.4	5.7	5.3	2.6	4.8	7.4	12.1	38.7
3. Occasionally	2.0	1.9	2.0	2.3	1.1	1.6	1.5	2.2	2.5	1.9	3.3	1.6	0.7	2.5	3.1	22.2
4. Often	1.1	0.8	0.9	0.8	1.6	1.3	1.5	1.3	0.2	0.8	1.8	0.5	0.9	1.5	1.3	9.4
<i>Item 20660 Subject A02b</i>	<i>N</i> 2475	1098	1252	1562	283	470	551	930	524	1912	400	1267	501	239	378	34
A28I: Other narcotics (methadone, opium, codeine, etc.)																
1. Not at all	81.1	80.9	82.3	78.3	92.2	77.9	81.3	80.5	85.0	82.3	78.1	91.4	87.8	67.3	54.7	5.4
2. Once or twice	10.2	10.4	9.7	11.7	3.8	13.1	10.3	8.9	9.6	9.5	11.5	5.4	8.3	19.9	21.3	24.2
3. Occasionally	5.3	4.9	5.2	6.1	2.3	5.6	4.6	6.5	3.7	4.8	6.6	2.1	2.2	7.5	15.0	42.8
4. Often	3.4	3.7	2.9	4.0	1.7	3.4	3.8	4.0	1.7	3.3	3.8	1.1	1.7	5.3	9.0	27.6
<i>Item 20670 Subject A02b</i>	<i>N</i> 2470	1096	1250	1561	282	468	551	928	524	1908	400	1263	501	239	378	34
A28J: Alcoholic beverages (beer, wine, liquor)																
1. Not at all	13.5	12.4	14.3	11.8	22.2	12.3	10.6	13.3	17.7	13.3	15.0	22.7	4.6	2.4	1.5	3.5
2. Once or twice	14.0	12.7	14.7	11.1	19.4	11.6	14.4	12.8	17.7	14.1	12.1	18.8	11.9	8.6	5.0	2.0
3. Occasionally	26.2	25.8	27.1	26.6	29.0	28.4	25.3	25.7	26.1	26.7	25.2	29.0	25.6	26.9	18.3	16.4
4. Often	46.4	49.1	43.9	50.5	29.3	47.7	49.7	48.2	38.5	45.9	47.7	29.5	57.9	62.2	75.2	78.1
<i>Item 20680 Subject A02b</i>	<i>N</i> 2473	1097	1252	1562	282	468	551	930	524	1911	400	1266	501	239	378	34
A29: The next questions ask for your opinions on the effects of using certain drugs and other substances. How much do you think people risk harming themselves (physically or in other ways) if they . . .																
A29A: Smoke one or more packs of cigarettes per day																
1. No risk	2.2	2.3	1.4	1.4	5.7	1.6	2.7	3.0	0.7	1.5	4.4	2.2	1.3	2.2	2.5	4.9
2. Slight risk	5.8	5.9	5.3	6.3	2.4	5.5	5.4	7.2	4.1	5.0	8.6	4.6	3.6	7.9	10.5	13.8
3. Moderate risk	21.1	22.8	19.4	23.5	15.1	17.3	19.3	22.8	23.6	20.1	25.6	17.8	22.7	21.2	27.1	33.3
4. Great risk	69.2	67.4	72.8	67.9	72.9	72.4	71.6	65.0	71.5	72.2	58.5	73.3	71.7	67.6	59.5	45.6
5. Can't say, drug unfamiliar	1.6	1.6	1.1	1.0	3.8	3.2	1.0	2.0	0.2	1.2	2.9	2.1	0.7	1.1	0.5	2.5
<i>Item 12360 Subject A14a</i>	<i>N</i> 2465	1094	1248	1554	283	467	549	926	523	1906	400	1264	501	238	376	34
A29B: Try marijuana once or twice																
1. No risk	30.6	38.1	23.8	34.9	18.3	32.8	31.5	31.9	25.2	29.5	33.0	13.3	41.5	47.3	59.9	68.3
2. Slight risk	31.9	29.4	34.6	30.9	30.9	32.3	33.7	29.7	33.4	32.7	29.9	31.0	38.9	36.0	26.9	11.5
3. Moderate risk	16.7	14.3	19.5	16.4	20.9	16.0	16.7	16.1	18.5	17.5	14.3	21.9	12.8	7.1	10.0	16.6
4. Great risk	18.7	16.4	20.4	16.3	25.5	14.3	17.1	19.6	22.5	18.7	18.9	30.5	6.5	8.9	3.0	1.0
5. Can't say, drug unfamiliar	2.2	1.8	1.8	1.5	4.4	4.5	0.9	2.7	0.5	1.6	3.9	3.2	0.3	0.6	0.3	2.5
<i>Item 12370 Subject A14a</i>	<i>N</i> 2466	1095	1251	1557	281	469	548	925	523	1909	397	1265	500	237	377	34

DESCRIPTIVE RESULTS: 2007

147

QUESTIONNAIRE FORM 3 2007	TOTAL	SEX		RACE		REGION				COLLEGE PLANS?		ILLICIT DRUG USE: LIFETIME				
		M	F	White	Black	NE	NC	S	W	Yes	No	None	Mari- juana Only	Few Pills	More Pills	Any Her- oin
<i>N (Weighted No. of Cases):</i>	2519	1104	1262	1570	288	489	559	941	531	1923	404	1274	502	239	381	34
<i>% of Weighted Total:</i>	100.0	43.8	50.1	62.3	11.5	19.4	22.2	37.4	21.1	76.3	16.1	50.6	19.9	9.5	15.1	1.3
A29C: Smoke marijuana occasionally																
1. No risk	14.8	18.5	11.2	15.6	12.9	16.5	13.3	16.4	12.1	13.6	18.5	4.7	17.6	22.9	37.1	54.2
2. Slight risk	23.4	25.3	21.7	26.1	14.2	25.9	23.2	23.0	21.9	23.3	24.5	14.3	35.5	34.2	30.5	25.1
3. Moderate risk	29.0	26.7	31.8	28.8	29.8	30.5	33.5	27.1	26.3	30.2	24.4	30.3	31.8	26.4	25.6	16.1
4. Great risk	30.7	27.7	33.4	28.1	38.1	23.5	28.5	30.9	39.0	31.3	29.2	47.7	14.7	15.5	6.3	2.0
5. Can't say, drug unfamiliar	2.1	1.8	1.9	1.4	5.0	3.6	1.5	2.5	0.6	1.6	3.5	3.1	0.5	1.0	0.6	2.6
<i>Item 12380 Subject A14a</i>	<i>N</i> 2457	1093	1246	1553	279	466	546	922	522	1905	397	1263	499	236	373	33
A29D: Smoke marijuana regularly																
1. No risk	7.7	10.2	5.1	7.4	7.7	8.5	7.8	9.6	3.5	5.9	13.0	2.6	7.2	10.0	21.2	34.6
2. Slight risk	12.5	13.4	11.6	14.2	10.5	14.1	11.2	12.3	12.8	11.8	16.6	4.3	19.2	21.4	24.6	20.8
3. Moderate risk	22.3	24.0	21.4	23.8	16.6	22.5	20.5	22.8	23.0	22.8	20.8	15.6	30.5	29.7	29.7	23.8
4. Great risk	55.3	50.8	60.0	53.3	60.6	50.9	59.5	52.6	59.6	57.8	45.8	74.3	42.8	38.2	23.7	16.4
5. Can't say, drug unfamiliar	2.2	1.7	1.8	1.3	4.6	4.0	1.0	2.7	1.0	1.6	3.9	3.1	0.3	0.6	0.7	4.5
<i>Item 12390 Subject A14a</i>	<i>N</i> 2465	1093	1252	1555	281	467	550	924	523	1909	397	1265	501	237	375	34
A29E: Try cocaine in powder form once or twice																
1. No risk	5.2	5.8	4.1	5.4	4.0	5.5	4.8	6.9	2.2	4.4	8.3	2.8	3.3	5.5	13.1	29.9
2. Slight risk	13.7	13.1	14.8	15.2	7.2	14.7	16.0	10.9	15.2	14.2	12.2	9.3	13.6	20.4	23.8	24.2
3. Moderate risk	22.5	23.4	21.5	25.0	12.3	22.4	22.4	21.5	24.4	23.6	19.5	20.8	20.6	31.9	25.8	17.7
4. Great risk	53.2	53.0	54.0	49.7	68.7	51.1	53.4	53.7	54.1	53.2	52.8	60.4	57.5	38.3	35.4	25.7
5. Can't say, drug unfamiliar	5.4	4.7	5.6	4.8	7.8	6.3	3.4	7.0	4.1	4.7	7.1	6.7	4.9	3.9	1.9	2.5
<i>Item 12501 Subject A14a</i>	<i>N</i> 2469	1095	1252	1557	284	469	550	928	522	1910	400	1268	501	238	377	34
A29F: Take cocaine powder occasionally																
1. No risk	2.2	2.5	1.5	1.4	4.3	2.4	2.3	2.6	1.0	1.0	5.9	1.7	1.5	1.5	3.3	16.5
2. Slight risk	4.1	4.2	3.9	5.0	1.7	5.7	4.7	4.4	1.5	3.8	4.4	1.2	3.1	4.3	13.1	21.4
3. Moderate risk	17.1	14.7	19.2	18.8	10.0	20.0	18.2	14.5	18.0	18.2	14.2	14.0	15.3	24.4	24.7	22.1
4. Great risk	71.3	73.2	70.2	69.8	77.3	65.8	71.2	72.0	74.9	72.5	67.2	76.6	74.5	65.9	57.0	37.5
5. Can't say, drug unfamiliar	5.4	5.3	5.3	4.9	6.7	6.1	3.5	6.6	4.6	4.4	8.4	6.5	5.7	3.9	1.9	2.5
<i>Item 12502 Subject A14a</i>	<i>N</i> 2464	1093	1251	1555	284	468	546	927	522	1907	400	1268	500	238	377	34
A29G: Take cocaine powder regularly																
1. No risk	1.9	2.1	1.2	1.1	4.9	2.4	1.7	2.5	0.5	0.9	5.2	1.6	1.1	1.9	2.3	8.3
2. Slight risk	1.3	1.1	1.3	1.1	1.6	1.6	1.5	1.4	0.4	0.8	3.0	0.9	1.3	0.3	1.7	10.4
3. Moderate risk	5.6	5.1	5.3	6.7	2.7	5.2	6.5	5.2	5.5	5.2	7.8	2.7	4.2	10.7	12.2	18.2
4. Great risk	85.9	86.4	86.9	86.2	84.2	85.2	86.7	84.3	88.5	88.6	76.3	88.5	87.5	81.9	81.7	60.6
5. Can't say, drug unfamiliar	5.4	5.2	5.4	4.9	6.6	5.6	3.6	6.5	5.1	4.5	7.7	6.2	5.9	5.2	2.1	2.5
<i>Item 12503 Subject A14a</i>	<i>N</i> 2462	1092	1250	1553	284	468	545	927	521	1906	400	1267	499	238	377	34
A29H: Try "crack" cocaine once or twice																
1. No risk	3.0	2.8	2.6	2.4	4.6	3.7	2.4	4.1	0.9	1.9	7.0	2.1	2.4	2.8	4.7	17.5
2. Slight risk	9.9	7.4	12.5	10.7	6.5	10.2	13.6	7.4	10.3	10.8	6.7	9.0	8.5	14.1	12.2	13.6
3. Moderate risk	17.7	16.9	18.6	19.4	12.0	19.3	16.1	15.7	21.4	18.6	16.6	17.3	15.8	27.1	15.9	18.9
4. Great risk	63.3	67.1	60.3	62.1	69.8	60.4	63.9	65.2	62.0	63.3	61.7	64.8	66.4	51.4	64.3	46.5
5. Can't say, drug unfamiliar	6.1	5.8	6.0	5.3	7.1	6.3	3.9	7.6	5.4	5.4	8.0	6.8	6.9	4.5	2.8	3.5
<i>Item 12504 Subject A14a</i>	<i>N</i> 2465	1094	1251	1557	284	468	548	928	521	1910	398	1268	499	238	376	34
A29I: Take "crack" cocaine occasionally																
1. No risk	1.8	2.0	1.1	1.1	3.8	2.3	1.6	2.6	0.4	1.0	3.9	1.7	1.0	1.5	2.0	8.8
2. Slight risk	1.8	1.4	1.8	1.8	1.7	2.3	1.9	2.1	0.6	1.5	3.5	1.0	0.9	3.4	3.5	6.8
3. Moderate risk	12.3	8.8	15.5	13.8	9.0	15.4	16.0	9.4	10.9	13.0	10.4	11.9	10.9	18.6	10.9	20.4
4. Great risk	78.2	81.9	75.8	77.9	78.4	74.2	76.5	78.5	82.8	79.3	74.9	78.7	80.7	70.8	80.8	58.5
5. Can't say, drug unfamiliar	5.9	5.9	5.8	5.3	7.0	5.9	4.0	7.4	5.3	5.3	7.3	6.6	6.5	5.7	2.8	5.5
<i>Item 12505 Subject A14a</i>	<i>N</i> 2464	1095	1249	1557	283	468	548	926	521	1908	400	1266	500	238	377	34
A29J: Take "crack" cocaine regularly																
1. No risk	1.8	2.0	1.1	1.0	4.1	2.1	1.9	2.4	0.5	0.9	4.1	1.6	1.2	1.5	1.9	9.1
2. Slight risk	0.8	0.5	0.9	0.8	1.8	1.2	0.8	1.0	0.3	0.6	1.1	0.9	0.5	0.3	0.8	-
3. Moderate risk	3.9	3.2	4.2	4.3	2.7	4.4	4.4	4.1	2.5	3.6	5.7	2.5	3.6	8.1	5.2	17.1
4. Great risk	87.6	88.7	88.1	88.9	84.1	86.1	88.5	85.4	91.9	89.6	81.4	88.6	88.4	83.9	89.5	71.2
5. Can't say, drug unfamiliar	5.9	5.7	5.7	5.1	7.3	6.3	4.4	7.2	4.8	5.2	7.7	6.4	6.3	6.3	2.6	2.7
<i>Item 12506 Subject A14a</i>	<i>N</i> 2453	1090	1247	1549	284	468	547	922	516	1900	396	1268	495	236	373	31

MONITORING THE FUTURE

QUESTIONNAIRE FORM 3 2007	TOTAL	SEX		RACE		REGION				COLLEGE PLANS?		ILLICIT DRUG USE: LIFETIME					
		M	F	White	Black	NE	NC	S	W	Yes	No	None	Mari- juana Only	Few Pills	More Pills	Any Her- oin	
<i>N (Weighted No. of Cases):</i>	2519	1104	1262	1570	288	489	559	941	531	1923	404	1274	502	239	381	34	
<i>% of Weighted Total:</i>	100.0	43.8	50.1	62.3	11.5	19.4	22.2	37.4	21.1	76.3	16.1	50.6	19.9	9.5	15.1	1.3	
A29K: Try one or two drinks of an alcoholic beverage (beer, wine, liquor)																	
1. No risk	45.9	52.3	40.4	51.0	21.9	50.2	49.8	47.6	34.8	46.8	42.1	34.1	53.2	62.2	65.3	63.5	
2. Slight risk	32.7	28.0	37.8	31.8	39.0	30.1	30.4	32.3	38.3	33.1	31.4	35.3	34.2	29.6	26.5	18.2	
3. Moderate risk	9.2	7.0	11.2	8.0	10.4	8.4	8.8	6.7	14.6	8.9	10.6	12.0	7.5	4.7	3.2	12.8	
4. Great risk	10.6	10.7	9.6	8.1	25.6	8.8	9.7	11.3	11.8	9.9	13.5	16.3	4.7	2.5	4.1	3.0	
5. Can't say, drug unfamiliar	1.6	2.0	1.0	1.2	3.0	2.4	1.2	2.1	0.4	1.3	2.4	2.3	0.5	1.1	0.8	2.5	
<i>Item 12510 Subject A14a</i>	<i>N</i>	<i>2466</i>	<i>1094</i>	<i>1252</i>	<i>1557</i>	<i>283</i>	<i>468</i>	<i>548</i>	<i>928</i>	<i>522</i>	<i>1910</i>	<i>399</i>	<i>1268</i>	<i>499</i>	<i>238</i>	<i>377</i>	<i>34</i>
A29L: Take one or two drinks nearly every day																	
1. No risk	12.3	15.5	8.5	14.1	6.3	16.0	13.2	13.1	6.3	10.7	17.9	7.7	11.0	14.1	25.4	36.5	
2. Slight risk	30.5	35.8	26.2	33.2	20.1	29.3	30.5	33.5	26.3	31.0	30.5	23.4	37.7	42.5	36.4	40.1	
3. Moderate risk	32.2	27.1	37.7	31.1	31.8	33.4	34.2	26.8	38.8	33.1	26.6	34.1	32.7	34.5	25.7	19.9	
4. Great risk	23.3	19.6	26.6	20.5	38.4	18.8	20.9	24.3	27.9	23.8	22.6	32.5	18.0	7.8	11.9	1.0	
5. Can't say, drug unfamiliar	1.7	2.0	1.2	1.2	3.3	2.5	1.2	2.2	0.6	1.3	2.4	2.4	0.7	1.1	0.7	2.5	
<i>Item 12520 Subject A14a</i>	<i>N</i>	<i>2461</i>	<i>1094</i>	<i>1248</i>	<i>1556</i>	<i>283</i>	<i>467</i>	<i>549</i>	<i>925</i>	<i>520</i>	<i>1907</i>	<i>399</i>	<i>1267</i>	<i>496</i>	<i>237</i>	<i>377</i>	<i>34</i>
A29M: Take four or five drinks nearly every day																	
1. No risk	4.0	5.6	2.2	4.2	4.1	5.1	4.4	5.0	1.0	2.6	8.9	2.3	1.7	5.3	10.0	19.3	
2. Slight risk	8.6	10.2	6.0	9.6	3.8	8.5	8.9	10.3	5.4	7.4	13.0	5.2	9.2	10.7	16.6	9.9	
3. Moderate risk	25.5	28.9	22.7	27.8	15.2	26.4	27.1	26.8	20.9	25.1	28.8	20.5	31.7	34.4	28.9	39.1	
4. Great risk	59.9	53.0	67.8	57.1	73.0	57.9	58.0	55.3	72.1	63.4	46.5	69.5	56.5	48.6	43.2	27.2	
5. Can't say, drug unfamiliar	1.9	2.2	1.2	1.3	3.8	2.2	1.7	2.5	0.7	1.4	2.8	2.5	0.8	1.0	1.3	4.5	
<i>Item 12530 Subject A14a</i>	<i>N</i>	<i>2466</i>	<i>1094</i>	<i>1252</i>	<i>1556</i>	<i>284</i>	<i>468</i>	<i>549</i>	<i>927</i>	<i>522</i>	<i>1910</i>	<i>400</i>	<i>1268</i>	<i>500</i>	<i>237</i>	<i>377</i>	<i>34</i>
A29N: Have five or more drinks once or twice each weekend																	
1. No risk	8.9	11.9	5.3	9.1	5.9	10.2	9.4	11.0	3.3	7.3	13.6	3.7	8.3	14.2	21.3	27.1	
2. Slight risk	14.8	17.7	12.1	17.4	6.7	16.3	18.5	15.7	8.2	14.2	17.6	8.9	20.2	23.1	19.3	23.3	
3. Moderate risk	22.2	23.0	22.3	23.8	14.7	23.4	22.7	21.0	22.7	22.6	22.1	18.1	28.4	22.7	27.7	26.3	
4. Great risk	52.3	45.2	59.2	48.5	69.9	47.8	48.3	49.8	65.1	54.6	44.2	66.8	42.5	39.4	31.0	19.8	
5. Can't say, drug unfamiliar	1.8	2.1	1.2	1.2	2.8	2.3	1.2	2.5	0.6	1.4	2.5	2.5	0.6	0.6	0.7	3.5	
<i>Item 12540 Subject A14a</i>	<i>N</i>	<i>2462</i>	<i>1092</i>	<i>1250</i>	<i>1557</i>	<i>281</i>	<i>465</i>	<i>548</i>	<i>928</i>	<i>522</i>	<i>1906</i>	<i>399</i>	<i>1266</i>	<i>498</i>	<i>238</i>	<i>377</i>	<i>34</i>
A30: How difficult do you think it would be for you to get each of the following types of drugs, if you wanted some?																	
A30A: Marijuana																	
1. Probably impossible	6.3	5.2	6.3	4.0	13.2	6.7	5.1	6.6	6.7	5.5	7.3	10.8	0.6	1.5	1.2	1.0	
2. Very difficult	4.0	3.5	4.6	4.1	3.3	4.2	4.6	4.0	2.9	4.2	3.6	6.6	1.2	1.7	0.7	-	
3. Fairly difficult	8.2	7.6	9.0	8.3	4.6	7.4	8.1	7.2	11.0	8.3	7.6	12.4	4.1	4.5	2.3	7.9	
4. Fairly easy	25.1	24.3	26.4	26.5	22.7	23.2	23.6	23.1	32.1	27.7	16.0	30.7	21.2	27.8	12.6	2.0	
5. Very easy	56.4	59.5	53.7	57.0	56.1	58.5	58.6	59.0	47.3	54.2	65.6	39.5	73.0	64.5	83.2	89.1	
<i>Item 6750 Subject A03a</i>	<i>N</i>	<i>2449</i>	<i>1083</i>	<i>1247</i>	<i>1546</i>	<i>283</i>	<i>464</i>	<i>544</i>	<i>926</i>	<i>514</i>	<i>1902</i>	<i>395</i>	<i>1256</i>	<i>500</i>	<i>238</i>	<i>373</i>	<i>34</i>
A30B: "Crack" cocaine																	
1. Probably impossible	14.5	12.9	15.3	11.6	27.3	12.9	13.6	16.3	13.7	13.4	16.8	19.1	10.2	8.9	8.7	1.0	
2. Very difficult	16.2	18.3	14.6	17.3	14.7	16.7	18.3	14.9	15.9	17.6	10.6	17.0	18.4	16.7	12.1	-	
3. Fairly difficult	30.9	33.1	29.8	33.7	17.7	29.4	29.5	29.7	35.8	31.9	28.7	30.2	33.9	31.8	31.1	20.1	
4. Fairly easy	24.8	21.8	28.1	26.1	18.2	28.7	25.5	23.6	22.7	25.8	20.9	24.0	25.1	30.2	24.2	33.6	
5. Very easy	13.6	14.0	12.2	11.4	22.1	12.2	13.1	15.4	11.9	11.3	22.9	9.7	12.5	12.4	24.1	45.3	
<i>Item 6811 Subject A03a</i>	<i>N</i>	<i>2441</i>	<i>1080</i>	<i>1243</i>	<i>1543</i>	<i>279</i>	<i>463</i>	<i>543</i>	<i>923</i>	<i>512</i>	<i>1895</i>	<i>394</i>	<i>1251</i>	<i>497</i>	<i>237</i>	<i>373</i>	<i>34</i>
A30C: Cocaine powder																	
1. Probably impossible	14.7	13.9	14.7	11.2	28.5	12.1	14.7	16.7	13.2	13.4	17.5	20.5	10.4	7.0	5.9	-	
2. Very difficult	16.2	17.4	15.4	16.9	16.1	16.5	17.0	14.4	18.1	17.1	12.1	18.4	19.2	13.5	8.4	-	
3. Fairly difficult	28.1	27.9	29.2	30.1	17.4	29.1	26.9	25.5	32.9	29.7	23.1	30.3	27.9	30.2	20.9	18.5	
4. Fairly easy	24.5	23.2	25.9	27.1	17.7	24.1	26.7	24.6	22.4	25.5	21.9	21.1	26.5	33.2	30.1	21.7	
5. Very easy	16.6	17.6	14.7	14.7	20.3	18.1	14.6	18.8	13.3	14.3	25.4	9.7	16.1	16.2	34.8	59.9	
<i>Item 6812 Subject A03a</i>	<i>N</i>	<i>2438</i>	<i>1077</i>	<i>1243</i>	<i>1539</i>	<i>280</i>	<i>463</i>	<i>539</i>	<i>923</i>	<i>512</i>	<i>1892</i>	<i>394</i>	<i>1250</i>	<i>499</i>	<i>236</i>	<i>373</i>	<i>34</i>
The next questions are about feeling unsafe—that is, feeling that someone might try to harm or injure you.																	

DESCRIPTIVE RESULTS: 2007

149

QUESTIONNAIRE FORM 3 2007	TOTAL	SEX		RACE		REGION				COLLEGE PLANS?		ILLICIT DRUG USE: LIFETIME				
		M	F	White	Black	NE	NC	S	W	Yes	No	None	Mari- juana Only	Few Pills	More Pills	Any Her- oin
<i>N (Weighted No. of Cases):</i>	2519	1104	1262	1570	288	489	559	941	531	1923	404	1274	502	239	381	34
<i>% of Weighted Total:</i>	100.0	43.8	50.1	62.3	11.5	19.4	22.2	37.4	21.1	76.3	16.1	50.6	19.9	9.5	15.1	1.3
D01: How often do you feel unsafe when you are at school?																
1. Never	53.3	58.8	48.8	55.9	53.6	54.7	59.8	50.4	50.5	53.9	49.2	53.5	55.4	55.3	53.0	34.9
2. Rarely	32.1	27.8	36.1	31.1	25.9	33.9	26.1	31.7	37.6	32.8	30.3	32.3	33.6	30.1	30.2	29.0
3. Some days	8.5	5.9	10.6	8.0	8.5	7.0	8.2	10.0	7.2	8.2	10.1	9.0	5.6	9.2	9.7	10.9
4. Most days	3.1	3.6	2.7	2.5	6.6	1.3	3.5	3.8	3.1	3.0	3.5	3.5	3.7	1.0	2.3	1.5
5. Every day	3.0	3.9	1.8	2.5	5.4	3.0	2.5	4.1	1.6	2.1	6.9	1.8	1.7	4.4	4.9	23.7
<i>Item 25770 Subject B07</i>	<i>N</i> 2340	1040	1214	1524	259	437	525	887	491	1902	391	1212	473	231	356	32
D02: How often do you feel unsafe going to or from school?																
1. Never	57.1	65.5	50.5	61.4	50.7	59.1	64.8	54.2	52.4	57.9	52.8	56.0	58.5	58.0	61.6	40.4
2. Rarely	30.5	24.4	35.8	28.8	32.1	28.8	25.0	31.5	36.1	30.8	30.0	31.1	32.5	30.0	25.4	29.5
3. Some days	7.4	4.1	10.0	6.3	8.0	9.0	5.6	8.2	6.5	7.5	6.4	8.2	5.4	7.0	7.3	14.8
4. Most days	2.2	2.1	2.3	1.3	4.5	1.7	2.6	2.2	2.4	1.9	3.9	2.3	2.7	2.2	1.7	-
5. Every day	2.7	3.9	1.5	2.2	4.8	1.5	2.0	3.8	2.6	1.8	6.9	2.4	0.9	2.9	4.0	15.3
<i>Item 25780 Subject B07</i>	<i>N</i> 2337	1036	1213	1518	263	436	523	887	491	1898	394	1214	473	229	356	32
D03: During the LAST FOUR WEEKS, how many days did you not go to school because you felt you would be unsafe at school or on your way to or from school?																
1. 0 days	95.4	96.1	95.4	96.5	88.8	95.9	95.8	94.0	97.1	96.6	90.2	97.1	97.3	93.5	92.6	84.8
2. 1 day	2.4	1.9	2.8	2.0	4.4	1.3	2.1	3.6	1.5	1.9	4.7	2.1	1.8	2.8	3.0	7.8
3. 2 or 3 days	1.2	1.0	1.4	0.9	4.1	0.7	1.0	1.7	1.1	0.8	2.9	0.7	0.6	2.3	2.3	3.2
4. 4 or more days	1.0	0.9	0.4	0.6	2.7	2.1	1.1	0.7	0.3	0.6	2.2	0.1	0.3	1.4	2.0	4.2
<i>Item 25790 Subject B07</i>	<i>N</i> 2339	1038	1213	1521	263	436	526	887	490	1898	394	1212	472	231	356	32
Lately there has been some attention paid to certain drugs.																
D04: During the LAST 12 MONTHS, on how many occasions (if any) have you . . .																
D04A: . . . taken ketamine ("special K," "super K")																
1. 0 occasions	98.9	98.7	99.3	98.8	98.3	98.9	98.4	98.8	99.6	99.1	98.7	100.0	100.0	98.2	97.2	82.7
2. 1-2	0.4	0.2	0.5	0.5	0.5	0.2	-	0.7	0.3	0.4	0.1	-	-	1.0	1.1	4.3
3. 3-5	0.2	0.5	-	0.2	0.9	0.4	0.8	-	-	0.1	0.2	-	-	0.5	-	5.3
4. 6-9	0.2	0.1	0.2	0.1	0.3	0.2	0.4	0.1	-	0.1	0.3	-	-	0.4	0.4	3.6
5. 10-19	0.1	-	*	*	-	*	0.1	0.1	-	0.1	-	-	-	-	0.2	2.6
6. 20-39	0.1	0.2	-	0.1	-	0.3	0.2	-	-	0.1	0.3	-	-	-	0.6	-
7. 40 or more	0.2	0.3	-	0.2	-	*	0.2	0.3	0.1	0.1	0.4	-	-	-	0.5	1.6
<i>Item 31060 Subject A01b</i>	<i>N</i> 2329	1030	1212	1517	262	434	522	887	486	1890	393	1206	472	231	354	32
D04B: . . . taken "andro" (androstenedione, non-prescription steroid)																
1. 0 occasions	99.2	98.8	99.7	99.1	99.2	99.7	98.6	98.9	99.9	99.4	98.7	100.0	100.0	99.6	97.3	87.3
2. 1-2	0.1	0.2	0.1	0.2	-	0.2	-	0.2	-	0.1	0.4	-	-	0.1	0.6	2.5
3. 3-5	0.2	0.2	0.2	0.3	0.6	-	0.5	0.3	-	0.2	0.2	-	-	0.4	0.4	5.4
4. 6-9	0.1	0.3	-	0.2	-	-	0.4	0.1	-	0.1	0.4	-	-	-	0.6	-
5. 10-19	0.1	0.1	-	0.1	0.2	-	0.3	0.1	-	0.1	-	-	-	-	0.4	2.6
6. 20-39	*	0.1	-	*	-	-	0.1	*	-	*	-	-	-	-	0.2	-
7. 40 or more	0.2	0.3	*	0.2	-	0.1	0.2	0.3	0.1	0.1	0.4	-	-	-	0.5	2.3
<i>Item 31160 Subject A01b</i>	<i>N</i> 2325	1028	1209	1512	262	432	523	885	484	1888	392	1205	472	229	353	32
D04C: . . . taken creatine (amino acid used to build muscles)																
1. 0 occasions	91.4	82.9	98.9	90.1	93.7	92.9	89.9	89.6	95.1	91.7	90.7	94.7	90.7	89.6	84.7	78.5
2. 1-2	2.0	3.2	0.7	2.0	1.8	2.3	2.3	2.4	0.5	2.2	1.0	1.6	1.9	1.9	2.7	5.9
3. 3-5	1.0	2.0	0.1	1.1	1.3	0.7	1.0	1.1	1.1	0.9	1.1	0.4	1.1	1.5	1.9	3.3
4. 6-9	1.0	2.0	0.2	1.3	0.8	0.2	1.6	1.2	0.7	0.8	1.8	0.9	1.6	0.4	0.3	-
5. 10-19	1.7	3.7	*	2.1	1.3	0.7	2.3	2.3	0.7	1.5	2.2	0.8	1.1	2.0	4.7	5.9
6. 20-39	1.1	2.3	0.1	1.4	0.7	1.3	1.5	0.9	0.6	1.0	1.5	0.5	0.6	2.1	2.9	2.2
7. 40 or more	1.9	4.0	0.1	2.1	0.4	1.9	1.4	2.5	1.4	1.9	1.7	1.0	2.9	2.6	2.7	4.2
<i>Item 31170 Subject A01b</i>	<i>N</i> 2325	1031	1206	1513	262	434	522	886	483	1887	392	1202	472	231	354	32

*=less than .05 percent.

MONITORING THE FUTURE

QUESTIONNAIRE FORM 3 2007	TOTAL	SEX		RACE		REGION				COLLEGE PLANS?		ILLICIT DRUG USE: LIFETIME				
		M	F	White	Black	NE	NC	S	W	Yes	No	None	Mari- juana Only	Few Pills	More Pills	Any Her- oin
<i>N (Weighted No. of Cases):</i>	2519	1104	1262	1570	288	489	559	941	531	1923	404	1274	502	239	381	34
<i>% of Weighted Total:</i>	100.0	43.8	50.1	62.3	11.5	19.4	22.2	37.4	21.1	76.3	16.1	50.6	19.9	9.5	15.1	1.3
D04D: . . . taken ritalin (without a doctor's orders)																
1. 0 occasions	97.2	97.5	97.3	96.2	99.1	96.4	96.5	97.9	97.5	97.7	95.5	100.0	100.0	93.7	90.0	70.5
2. 1-2	1.2	1.0	1.3	1.7	0.6	0.2	2.3	0.6	1.9	1.1	1.6	-	-	5.4	3.5	3.9
3. 3-5	0.7	0.6	0.8	1.0	-	1.3	0.7	0.5	0.4	0.6	0.6	-	-	0.3	3.3	8.3
4. 6-9	0.3	0.5	0.2	0.5	-	1.2	0.2	0.2	-	0.2	1.2	-	-	0.6	1.5	1.7
5. 10-19	0.3	0.2	0.3	0.3	-	0.6	0.1	0.3	-	0.2	0.4	-	-	-	0.5	7.5
6. 20-39	0.2	*	0.2	0.3	0.3	0.2	0.3	0.2	0.3	0.2	0.5	-	-	-	0.9	7.6
7. 40 or more	0.1	0.2	-	0.1	-	*	-	0.3	-	0.1	0.3	-	-	-	0.3	0.6
<i>Item 31180 Subject A01b</i>	<i>N</i> 2317	1026	1207	1507	262	430	521	881	484	1885	386	1203	472	229	352	32
D04E: . . . taken Rohypnol ("rookies," "roofies")																
1. 0 occasions	99.4	99.2	99.6	99.4	99.1	99.5	98.8	99.3	100.0	99.6	98.8	100.0	100.0	99.6	99.1	83.5
2. 1-2	0.1	0.1	-	0.1	-	0.1	0.2	-	-	*	0.2	-	-	-	0.2	-
3. 3-5	0.2	0.2	0.2	0.1	0.3	-	0.5	0.2	-	0.2	-	-	-	-	0.1	6.3
4. 6-9	*	*	-	*	0.3	-	0.2	-	-	*	0.1	-	-	-	-	2.1
5. 10-19	0.1	0.2	-	0.1	-	0.4	-	0.1	-	0.1	0.4	-	-	-	-	7.5
6. 20-39	0.1	0.1	0.2	0.2	0.3	-	0.4	0.2	-	0.1	0.2	-	-	0.4	0.3	-
7. 40 or more	0.1	0.2	-	0.1	-	*	-	0.3	-	0.1	0.3	-	-	-	0.3	0.6
<i>Item 29785 Subject A01b</i>	<i>N</i> 2316	1023	1205	1508	259	430	521	880	483	1882	388	1199	472	231	349	32
D04F: . . . taken a non-prescription cough or cold medicine (robos, DXM, etc.) to get high																
1. 0 occasions	93.7	93.8	94.3	93.2	95.8	91.5	92.3	94.8	95.0	94.5	90.3	97.3	96.3	92.6	83.0	58.3
2. 1-2	2.9	2.4	3.1	3.0	1.9	3.4	3.7	2.3	2.9	2.5	5.1	1.4	1.9	4.4	7.6	9.9
3. 3-5	1.7	1.7	1.4	2.0	1.7	2.2	2.1	1.4	1.3	1.6	2.1	0.7	1.4	1.0	4.7	17.6
4. 6-9	0.8	0.9	0.6	0.9	-	1.6	1.2	0.5	0.2	0.7	1.5	0.5	0.2	1.3	1.5	6.0
5. 10-19	0.4	0.7	*	0.4	0.2	0.6	0.3	0.3	0.3	0.4	0.2	0.1	-	0.6	1.2	2.6
6. 20-39	0.2	0.2	0.1	0.1	0.3	0.1	0.4	0.1	-	0.1	0.4	-	0.2	-	0.6	3.1
7. 40 or more	0.4	0.3	0.4	0.5	-	0.4	0.1	0.6	0.3	0.3	0.4	-	-	-	1.4	2.6
<i>Item 31670 Subject A01b</i>	<i>N</i> 2321	1027	1206	1512	261	433	522	883	483	1885	390	1202	472	231	352	32
D04G: . . . taken OxyContin (without a doctor's orders)																
1. 0 occasions	96.3	95.4	97.3	95.1	98.3	96.3	95.7	95.8	97.8	96.9	93.9	100.0	100.0	96.5	83.2	58.1
2. 1-2	2.0	2.5	1.5	2.7	1.1	2.0	2.0	2.4	1.2	1.9	2.3	-	-	3.2	9.4	11.1
3. 3-5	0.8	1.0	0.6	1.0	-	0.8	1.4	0.4	0.7	0.7	0.8	-	-	-	4.2	6.9
4. 6-9	0.2	0.3	0.2	0.3	-	-	0.2	0.3	0.3	0.1	0.7	-	-	-	1.2	2.7
5. 10-19	0.4	0.5	0.2	0.5	0.3	0.3	0.4	0.6	-	0.1	1.6	-	-	0.4	1.1	13.6
6. 20-39	0.2	*	0.3	0.2	0.3	0.3	0.2	0.2	-	0.1	-	-	-	-	0.6	2.1
7. 40 or more	0.2	0.3	-	0.2	-	0.4	-	0.3	-	0.1	0.7	-	-	-	0.3	5.5
<i>Item 31310 Subject A01b</i>	<i>N</i> 2323	1028	1206	1513	261	433	523	882	484	1888	389	1204	472	231	352	32
D04H: . . . taken Vicodin (without a doctor's orders)																
1. 0 occasions	91.9	90.9	93.1	90.0	97.4	92.0	88.2	94.1	91.9	92.9	88.8	100.0	100.0	82.8	64.9	46.3
2. 1-2	3.9	4.1	3.9	4.6	1.4	3.4	6.3	2.9	3.8	3.5	5.1	-	-	14.8	14.5	11.2
3. 3-5	1.8	2.1	1.5	2.5	0.3	1.9	2.3	0.8	2.9	1.5	3.1	-	-	1.0	9.6	13.6
4. 6-9	0.7	0.8	0.6	0.9	0.6	0.6	1.4	0.3	0.8	0.6	1.3	-	-	0.6	3.7	4.9
5. 10-19	0.9	1.1	0.6	1.0	-	1.0	1.3	0.8	0.5	0.9	0.3	-	-	0.9	4.1	6.5
6. 20-39	0.3	0.3	0.1	0.4	-	0.3	0.2	0.6	0.1	0.2	1.1	-	-	-	1.8	4.9
7. 40 or more	0.5	0.8	*	0.6	0.3	0.8	0.4	0.5	-	0.5	0.3	-	-	-	1.5	12.5
<i>Item 31320 Subject A01b</i>	<i>N</i> 2321	1027	1207	1513	261	433	522	883	483	1884	391	1201	472	231	352	32
D05: At any time during the LAST 12 MONTHS, have you felt in your own mind that you should REDUCE or STOP your use of . . .																
D05A: Alcohol?																
1. Yes	20.9	21.1	20.2	21.0	20.4	22.4	22.4	22.2	15.5	20.6	21.6	14.6	30.2	25.3	24.4	27.0
2. No	46.4	48.2	44.3	48.9	36.0	51.7	51.6	45.1	38.4	45.2	51.3	29.8	61.4	62.6	67.0	62.1
8. Haven't used in last 12 months	32.7	30.7	35.5	30.1	43.6	25.9	26.0	32.6	46.2	34.2	27.1	55.6	8.4	12.1	8.7	11.0
<i>Item 8910 Subject A01i</i>	<i>N</i> 2055	918	1061	1403	205	372	481	769	433	1675	331	1029	424	213	333	30

DESCRIPTIVE RESULTS: 2007

151

QUESTIONNAIRE FORM 3 2007	TOTAL	SEX		RACE		REGION				COLLEGE PLANS?		ILLCIT DRUG USE: LIFETIME				
		M	F	White	Black	NE	NC	S	W	Yes	No	None	Mari- juana Only	Few Pills	More Pills	Any Her- oin
<i>N (Weighted No. of Cases):</i>	2519	1104	1262	1570	288	489	559	941	531	1923	404	1274	502	239	381	34
<i>% of Weighted Total:</i>	100.0	43.8	50.1	62.3	11.5	19.4	22.2	37.4	21.1	76.3	16.1	50.6	19.9	9.5	15.1	1.3
D05B: Cigarettes?																
1. Yes	17.6	16.8	17.2	19.7	9.6	16.9	20.3	18.9	12.8	16.3	23.1	6.1	27.3	28.2	34.8	40.0
2. No	16.6	17.4	15.6	16.1	18.1	20.2	14.0	17.9	13.8	15.9	19.5	10.7	17.6	19.5	29.3	36.5
8. Haven't used in last 12 months	65.8	65.8	67.2	64.1	72.4	62.9	65.8	63.2	73.4	67.8	57.4	83.3	55.1	52.3	35.8	23.6
<i>Item 8920 Subject A01i</i>	<i>N 2278</i>	<i>1013</i>	<i>1180</i>	<i>1507</i>	<i>244</i>	<i>426</i>	<i>523</i>	<i>860</i>	<i>469</i>	<i>1845</i>	<i>377</i>	<i>1180</i>	<i>454</i>	<i>231</i>	<i>348</i>	<i>32</i>
D05C: Marijuana?																
1. Yes	14.7	15.9	13.2	14.9	16.3	13.3	15.9	15.5	13.0	14.2	16.8	-	32.4	24.9	34.4	25.7
2. No	17.9	19.2	16.1	19.7	11.2	23.4	18.1	17.0	14.4	17.1	21.4	-	33.0	35.1	43.5	67.5
8. Haven't used in last 12 months	67.5	64.9	70.7	65.4	72.6	63.2	66.0	67.6	72.6	68.7	61.9	100.0	34.6	40.0	22.1	6.7
<i>Item 8930 Subject A01i</i>	<i>N 2040</i>	<i>911</i>	<i>1065</i>	<i>1375</i>	<i>205</i>	<i>365</i>	<i>482</i>	<i>768</i>	<i>425</i>	<i>1672</i>	<i>322</i>	<i>1072</i>	<i>399</i>	<i>206</i>	<i>318</i>	<i>25</i>
D05D: Hallucinogens (LSD, etc.)?																
1. Yes	0.8	1.0	0.6	1.0	-	0.7	0.9	1.0	0.6	0.8	0.7	-	-	1.6	2.6	27.1
2. No	2.8	3.9	1.6	3.3	0.9	4.5	2.2	2.3	3.0	2.4	4.9	-	-	2.8	14.6	43.1
8. Haven't used in last 12 months	96.4	95.0	97.8	95.7	99.1	94.8	96.9	96.8	96.3	96.7	94.4	100.0	100.0	95.6	82.9	29.9
<i>Item 8940 Subject A01i</i>	<i>N 2014</i>	<i>899</i>	<i>1055</i>	<i>1347</i>	<i>204</i>	<i>356</i>	<i>476</i>	<i>764</i>	<i>420</i>	<i>1657</i>	<i>312</i>	<i>1076</i>	<i>417</i>	<i>197</i>	<i>278</i>	<i>24</i>
D05E: Amphetamines (uppers)?																
1. Yes	1.6	1.0	2.0	2.1	-	2.5	1.3	1.2	1.9	1.6	2.2	-	-	0.3	10.9	13.9
2. No	3.3	3.7	2.6	4.3	1.8	2.6	3.1	4.9	1.4	2.7	6.2	-	-	2.7	17.9	58.6
8. Haven't used in last 12 months	95.0	95.3	95.4	93.6	98.2	94.9	95.6	93.8	96.7	95.7	91.6	100.0	100.0	97.0	71.2	27.6
<i>Item 8950 Subject A01i</i>	<i>N 1978</i>	<i>883</i>	<i>1034</i>	<i>1318</i>	<i>201</i>	<i>356</i>	<i>457</i>	<i>751</i>	<i>414</i>	<i>1621</i>	<i>310</i>	<i>1076</i>	<i>417</i>	<i>181</i>	<i>257</i>	<i>26</i>
D05F: Tranquilizers?																
1. Yes	1.4	1.4	1.3	1.7	-	2.3	1.1	1.3	1.1	1.4	1.3	-	-	2.8	7.5	18.1
2. No	2.8	2.7	2.6	3.7	0.3	4.3	3.6	2.2	1.6	2.1	5.7	-	-	1.8	16.2	48.5
8. Haven't used in last 12 months	95.8	95.9	96.1	94.6	99.7	93.4	95.2	96.5	97.3	96.4	93.0	100.0	100.0	95.4	76.2	33.5
<i>Item 9005 Subject A01i</i>	<i>N 1982</i>	<i>882</i>	<i>1037</i>	<i>1324</i>	<i>202</i>	<i>365</i>	<i>469</i>	<i>736</i>	<i>413</i>	<i>1623</i>	<i>314</i>	<i>1078</i>	<i>417</i>	<i>193</i>	<i>251</i>	<i>21</i>
D05G: Sedatives/barbiturates (downers)?																
1. Yes	1.6	0.9	2.1	1.7	0.6	1.7	1.3	2.2	1.1	1.7	1.2	-	-	3.0	8.6	19.1
2. No	5.6	6.7	4.5	7.0	4.1	6.9	6.0	6.3	3.0	4.5	9.6	-	-	7.5	28.0	65.0
8. Haven't used in last 12 months	92.7	92.4	93.5	91.4	95.3	91.4	92.8	91.5	95.9	93.8	89.1	100.0	100.0	89.4	63.4	15.8
<i>Item 8975 Subject A01i</i>	<i>N 2169</i>	<i>965</i>	<i>1120</i>	<i>1422</i>	<i>237</i>	<i>406</i>	<i>497</i>	<i>815</i>	<i>450</i>	<i>1759</i>	<i>357</i>	<i>1182</i>	<i>450</i>	<i>195</i>	<i>285</i>	<i>28</i>
D05H: Cocaine?																
1. Yes	2.7	2.4	2.8	2.9	-	3.5	3.0	3.0	1.2	2.7	2.8	-	-	2.3	14.5	31.3
2. No	1.9	2.2	1.4	2.2	0.9	1.8	1.7	2.6	1.1	1.3	5.1	-	-	-	8.9	50.6
8. Haven't used in last 12 months	95.3	95.3	95.8	94.9	99.1	94.8	95.3	94.4	97.7	96.0	92.1	100.0	100.0	97.7	76.5	18.1
<i>Item 8980 Subject A01i</i>	<i>N 2034</i>	<i>915</i>	<i>1056</i>	<i>1367</i>	<i>202</i>	<i>365</i>	<i>481</i>	<i>772</i>	<i>415</i>	<i>1662</i>	<i>325</i>	<i>1071</i>	<i>417</i>	<i>204</i>	<i>295</i>	<i>25</i>
D05I: Heroin?																
1. Yes	0.1	*	0.1	0.1	-	0.1	-	0.3	-	0.2	-	-	-	-	-	15.1
2. No	0.5	0.5	0.2	0.5	0.3	0.7	0.4	0.5	0.4	0.2	1.7	-	-	-	-	54.8
8. Haven't used in last 12 months	99.4	99.4	99.6	99.3	99.7	99.3	99.6	99.2	99.6	99.6	98.3	100.0	100.0	100.0	100.0	30.1
<i>Item 8990 Subject A01i</i>	<i>N 2037</i>	<i>906</i>	<i>1067</i>	<i>1364</i>	<i>203</i>	<i>364</i>	<i>480</i>	<i>771</i>	<i>422</i>	<i>1669</i>	<i>319</i>	<i>1074</i>	<i>417</i>	<i>208</i>	<i>299</i>	<i>17</i>
D05J: Other narcotics?																
1. Yes	1.3	1.1	1.5	1.6	-	0.7	1.6	1.6	0.9	1.3	1.6	-	-	0.4	8.2	30.2
2. No	3.7	5.0	2.5	4.9	1.1	5.4	4.0	3.4	2.6	3.3	5.5	-	-	4.1	23.2	57.4
8. Haven't used in last 12 months	95.0	93.9	96.1	93.5	98.9	93.9	94.4	95.0	96.5	95.4	92.9	100.0	100.0	95.4	68.5	12.4
<i>Item 9000 Subject A01i</i>	<i>N 1935</i>	<i>857</i>	<i>1019</i>	<i>1287</i>	<i>195</i>	<i>347</i>	<i>457</i>	<i>734</i>	<i>396</i>	<i>1595</i>	<i>298</i>	<i>1070</i>	<i>415</i>	<i>176</i>	<i>234</i>	<i>18</i>
D06: How likely is it that you will use marijuana in the next 12 months?																
1. Definitely will—GO TO Q.D08	11.8	13.4	10.3	13.1	5.8	14.8	11.7	10.9	10.6	11.6	11.9	1.5	12.7	24.5	34.5	56.9
2. Probably will—GO TO Q.D08	11.5	12.2	10.9	12.2	9.5	12.3	11.7	11.7	10.2	11.0	13.8	1.5	24.6	17.7	26.1	9.6
3. Probably will not	14.2	14.0	14.0	15.2	9.5	14.9	16.4	13.1	13.0	14.9	10.4	7.5	27.3	23.8	14.9	13.7
4. Definitely will not	62.6	60.3	64.8	59.5	75.1	58.0	60.1	64.3	66.2	62.5	64.0	89.4	35.4	34.0	24.5	19.8
<i>Item 9010 Subject A04a</i>	<i>N 2199</i>	<i>964</i>	<i>1158</i>	<i>1459</i>	<i>229</i>	<i>401</i>	<i>505</i>	<i>826</i>	<i>468</i>	<i>1789</i>	<i>360</i>	<i>1174</i>	<i>422</i>	<i>221</i>	<i>326</i>	<i>29</i>

*=less than .05 percent.

QUESTIONNAIRE FORM 3 2007	TOTAL	SEX		RACE		REGION				COLLEGE PLANS?		ILLICIT DRUG USE: LIFETIME					
		M	F	White	Black	NE	NC	S	W	Yes	No	None	Mari- juana Only	Few Pills	More Pills	Any Her- oin	
<i>N (Weighted No. of Cases):</i>	2519	1104	1262	1570	288	489	559	941	531	1923	404	1274	502	239	381	34	
<i>% of Weighted Total:</i>	100.0	43.8	50.1	62.3	11.5	19.4	22.2	37.4	21.1	76.3	16.1	50.6	19.9	9.5	15.1	1.3	
D07: Here are some reasons people give for not using marijuana, or for stopping use. Please tell us which reasons are true for you. (Mark all that apply.)																	
A. Concerned about possible psychological damage	58.5	56.7	61.1	59.2	59.9	53.6	58.7	58.6	62.0	61.1	47.4	64.3	43.7	51.6	45.7	35.9	
B. Concerned about possible physical damage	55.5	53.3	58.5	56.5	56.5	51.5	56.9	55.1	57.7	58.3	43.5	61.5	41.7	45.2	45.5	10.4	
C. Concerned about getting arrested	54.9	56.0	55.1	58.0	43.0	49.1	59.9	55.0	53.9	56.7	45.7	55.9	54.9	57.9	49.6	8.2	
D. Concerned about becoming addicted to marijuana	50.2	48.8	52.3	51.1	48.8	40.5	49.7	51.6	56.0	51.9	42.8	55.5	39.7	40.0	38.5	27.0	
E. It's against my beliefs	45.1	42.5	48.3	49.3	37.9	35.9	46.6	46.0	49.2	47.9	33.0	52.8	29.4	27.0	28.5	43.6	
F. Concerned about loss of energy or ambition	40.1	40.1	40.9	41.7	36.6	37.2	40.9	40.0	41.5	41.4	33.9	42.6	34.3	32.0	40.0	26.3	
G. Concerned about possible loss of control of myself	48.1	42.9	53.2	49.6	43.7	42.0	47.1	46.8	56.1	50.8	35.7	52.6	37.7	44.5	35.0	37.4	
H. It might lead to stronger drugs	48.5	48.2	49.8	50.4	44.8	41.8	48.1	50.1	51.3	50.0	41.6	51.9	40.7	47.0	40.6	25.5	
I. Not enjoyable, I didn't like it	23.6	21.1	26.0	22.9	23.8	27.9	25.1	20.7	23.7	23.7	24.5	18.5	40.1	27.8	33.1	18.6	
J. My parents would disapprove	61.6	56.6	66.4	64.7	56.2	57.3	60.4	60.2	68.7	63.9	51.4	65.3	53.2	61.6	51.2	18.6	
K. My husband/wife (or boyfriend/girlfriend) would disapprove	32.0	32.6	31.7	34.8	29.2	21.0	37.9	34.7	29.8	32.5	31.0	32.5	30.6	35.9	30.3	1.9	
L. I don't like being with the people who use it	42.0	37.3	46.4	43.1	43.4	41.2	42.0	41.8	43.1	42.7	39.2	47.8	30.2	25.9	34.5	16.5	
M. My friends don't use it	35.4	29.4	40.6	38.5	27.8	29.5	35.7	34.1	41.8	37.0	27.6	41.6	21.4	26.7	22.4	9.7	
N. I might have a bad trip	20.3	17.5	22.9	21.0	18.6	19.0	19.9	20.7	21.0	21.0	16.6	21.3	20.7	14.8	16.8	18.6	
O. Too expensive	20.6	22.4	19.7	26.4	9.2	19.6	25.5	18.0	20.6	20.1	22.9	20.7	20.8	23.5	18.7	17.8	
P. Not available	8.1	7.0	9.0	7.6	11.9	7.8	8.1	7.9	8.9	7.8	11.0	9.6	5.3	6.1	4.1	1.9	
Q. Don't feel like getting high	62.6	61.9	63.8	64.9	47.2	65.7	64.3	59.0	64.7	62.8	61.2	64.5	58.0	62.4	58.7	37.4	
<i>Item 9020-9180 Subject A06b</i>	<i>N†</i>	1609	679	876	1038	178	273	374	612	351	1321	257	1096	245	122	120	10
D08A: Has your use of alcohol ever caused any of the following problems for you?																	
Responses to this set of questions are not included because of complexities in the presentation and interpretation of the data.																	
<i>Item 9190-9350 Subject A07b</i>	<i>N</i>																
D08M: Has your use of marijuana ever caused any of the following problems for you?																	
Responses to this set of questions are not included because of complexities in the presentation and interpretation of the data.																	
<i>Item 9360-9520 Subject A07b</i>	<i>N</i>																
D08O: Has your use of other drugs ever caused any of the following problems for you?																	
Responses to this set of questions are not included because of complexities in the presentation and interpretation of the data.																	
<i>Item 9530-9690 Subject A07b</i>	<i>N</i>																
E01: How many of your friends would you estimate . . .																	
E01A: Smoke cigarettes?																	
1. None	20.4	18.8	21.9	15.9	43.3	20.1	15.2	18.3	30.3	21.8	15.6	31.4	9.5	10.1	4.8	7.2	
2. A few	36.1	33.6	38.5	35.9	33.2	37.7	37.5	32.1	40.6	37.7	28.8	40.5	39.5	32.3	22.6	5.5	
3. Some	27.7	31.2	24.8	29.9	17.0	26.3	29.1	32.2	19.3	27.2	31.1	22.9	34.8	38.2	28.6	37.0	
4. Most	13.6	13.9	13.7	16.2	3.8	14.5	14.8	15.1	8.8	11.9	21.0	4.7	13.9	18.0	38.5	40.0	
5. All	2.1	2.4	1.2	2.0	2.7	1.4	3.4	2.2	0.9	1.5	3.5	0.6	2.3	1.4	5.3	10.2	
<i>Item 7070 Subject A02a</i>	<i>N</i>	2245	987	1168	1488	244	406	520	851	467	1812	377	1170	451	222	336	32

†=excludes respondents for whom question was inappropriate.

DESCRIPTIVE RESULTS: 2007

153

QUESTIONNAIRE FORM 3 2007	TOTAL	SEX		RACE		REGION				COLLEGE PLANS?		ILLCIT DRUG USE: LIFETIME					
		M	F	White	Black	NE	NC	S	W	Yes	No	None	Mari- juana Only	Few Pills	More Pills	Any Her- oin	
<i>N (Weighted No. of Cases):</i>	2519	1104	1262	1570	288	489	559	941	531	1923	404	1274	502	239	381	34	
<i>% of Weighted Total:</i>	100.0	43.8	50.1	62.3	11.5	19.4	22.2	37.4	21.1	76.3	16.1	50.6	19.9	9.5	15.1	1.3	
E01B: Smoke marijuana (pot, weed) or hashish?																	
1. None	24.5	22.0	25.9	22.8	33.2	22.7	24.1	23.4	28.5	24.7	23.6	39.5	7.0	12.2	4.5	5.2	
2. A few	31.5	30.6	32.7	32.3	23.1	26.4	32.5	31.8	34.3	32.8	26.3	37.5	32.0	26.4	17.2	5.4	
3. Some	25.6	27.8	24.0	27.5	23.1	26.3	27.6	26.3	21.7	26.1	24.5	18.4	37.6	32.1	29.7	42.8	
4. Most	14.9	15.8	14.2	14.3	16.1	21.3	11.7	14.3	14.0	13.4	20.5	4.3	19.8	25.1	37.5	17.4	
5. All	3.5	3.7	3.2	3.1	4.5	3.4	4.1	4.3	1.5	3.0	5.1	0.4	3.6	4.2	11.0	29.2	
<i>Item 7080 Subject A02a</i>	<i>N</i>	2240	982	1168	1484	242	405	520	848	467	1810	376	1168	450	222	334	31
E01C: Take "crack" cocaine?																	
1. None	82.3	83.5	81.9	81.6	91.3	79.6	83.8	81.9	83.5	83.2	79.9	87.7	83.8	75.7	72.1	30.9	
2. A few	13.2	13.0	13.3	14.3	4.5	14.7	12.3	13.5	12.4	13.0	13.2	9.4	12.8	20.6	20.3	34.6	
3. Some	3.2	2.4	3.7	3.3	2.3	4.1	3.3	2.8	3.2	2.9	5.1	2.1	2.3	3.7	4.8	27.2	
4. Most	0.5	0.5	0.4	0.4	0.3	0.3	0.5	0.5	0.7	0.4	0.6	0.4	-	-	1.2	5.6	
5. All	0.8	0.5	0.8	0.5	1.6	1.3	0.1	1.3	0.2	0.5	1.1	0.4	1.1	-	1.7	1.7	
<i>Item 7151 Subject A02a</i>	<i>N</i>	2236	981	1165	1483	241	404	520	846	467	1804	377	1166	449	222	333	31
E01D: Take cocaine powder?																	
1. None	76.1	75.8	76.8	74.1	90.2	70.3	79.6	73.7	81.2	76.9	72.9	88.1	76.3	67.8	46.8	8.3	
2. A few	16.6	17.2	16.3	18.5	5.1	19.5	15.2	18.1	13.1	17.0	15.5	7.9	17.8	27.5	36.1	38.7	
3. Some	5.2	5.3	4.9	5.5	2.4	7.9	3.5	5.7	4.1	4.4	8.8	3.1	4.2	2.9	12.7	38.0	
4. Most	1.4	1.4	1.1	1.3	1.1	1.5	1.3	1.3	1.4	1.2	2.0	0.6	0.6	1.8	2.8	14.4	
5. All	0.7	0.4	0.8	0.5	1.1	0.9	0.3	1.2	0.2	0.5	0.7	0.4	1.1	-	1.5	0.6	
<i>Item 23990 Subject A02a</i>	<i>N</i>	2209	973	1147	1462	238	399	516	832	462	1783	372	1153	446	215	331	28
E01E: Drink alcoholic beverages (liquor, beer, wine)?																	
1. None	10.1	10.3	9.0	7.7	26.2	11.1	7.4	10.2	12.2	9.8	11.3	15.9	4.1	2.6	2.1	6.3	
2. A few	13.8	13.0	15.2	12.3	16.5	10.5	11.3	13.7	19.7	14.2	11.9	20.8	6.5	9.5	4.4	1.6	
3. Some	22.1	20.3	23.7	21.9	23.3	19.8	22.0	20.4	27.3	22.9	19.9	28.1	16.8	17.1	13.5	14.4	
4. Most	35.4	34.5	36.5	38.2	25.0	38.3	40.0	34.3	29.8	36.0	33.7	29.0	45.5	45.0	38.7	32.2	
5. All	18.6	21.9	15.7	19.8	9.0	20.4	19.4	21.4	11.0	17.1	23.3	6.2	27.0	25.8	41.3	45.6	
<i>Item 7190 Subject A02a</i>	<i>N</i>	2226	976	1162	1480	236	404	517	839	466	1803	369	1159	445	222	333	31
E01F: Get drunk at least once a week?																	
1. None	24.1	24.0	23.9	20.0	47.2	23.3	19.4	24.1	30.0	23.5	24.9	35.4	15.5	13.1	4.2	5.2	
2. A few	23.4	21.7	25.3	22.8	19.7	24.1	22.9	22.1	25.8	24.9	18.8	27.9	17.8	22.9	17.0	21.2	
3. Some	25.2	24.8	25.4	27.5	20.1	24.1	28.8	24.3	23.7	25.2	26.1	22.1	30.8	24.9	29.1	28.2	
4. Most	19.8	20.2	19.4	21.5	10.7	20.6	22.0	20.9	14.9	19.5	20.3	11.8	29.0	30.3	27.9	25.0	
5. All	7.4	9.3	6.1	8.3	2.3	7.9	6.9	8.6	5.5	6.9	9.9	2.8	7.0	8.9	21.8	20.4	
<i>Item 7200 Subject A02a</i>	<i>N</i>	2239	982	1167	1486	242	406	520	847	467	1809	376	1168	449	222	334	31
E02: If you have smoked one or more cigarettes in the last 30 days, please answer this question. (If not, skip to Q.E03.)																	

QUESTIONNAIRE FORM 3 2007	TOTAL	SEX		RACE		REGION				COLLEGE PLANS?		ILLICIT DRUG USE: LIFETIME					
		M	F	White	Black	NE	NC	S	W	Yes	No	None	Mari- juana Only	Few Pills	More Pills	Any Her- oin	
<i>N (Weighted No. of Cases):</i>	2519	1104	1262	1570	288	489	559	941	531	1923	404	1274	502	239	381	34	
<i>% of Weighted Total:</i>	100.0	43.8	50.1	62.3	11.5	19.4	22.2	37.4	21.1	76.3	16.1	50.6	19.9	9.5	15.1	1.3	
What brand of cigarettes do you usually smoke? (Brands are in alphabetical order. Mark only one)																	
01. Basic	0.8	0.5	0.4	0.6	-	1.9	-	1.1	-	-	1.1	-	-	-	0.6	4.5	
02. Benson & Hedges	-	-	-	-	-	-	-	-	-	-	-	-	-	-	-	-	
03. Black & Whites	0.1	0.3	-	0.2	-	-	0.4	-	-	0.2	-	0.8	-	-	-	-	
04. Cambridge	-	-	-	-	-	-	-	-	-	-	-	-	-	-	-	-	
05. Camel	19.4	17.8	22.2	23.2	3.1	11.7	22.8	16.4	34.3	20.5	17.0	11.5	14.0	24.0	26.2	17.1	
06. Capri	0.5	-	1.0	0.2	-	-	0.7	0.7	-	0.4	0.9	-	1.1	-	0.5	-	
07. Carlton	-	-	-	-	-	-	-	-	-	-	-	-	-	-	-	-	
08. Doral	-	-	-	-	-	-	-	-	-	-	-	-	-	-	-	-	
09. GPC	0.2	-	-	-	-	-	-	0.5	-	0.3	-	-	-	-	-	4.0	
10. Kent	-	-	-	-	-	-	-	-	-	-	-	-	-	-	-	-	
11. Kool	1.6	0.8	1.8	1.2	6.4	-	1.3	3.1	-	1.3	3.2	3.7	1.2	-	1.0	7.5	
12. Marlboro	52.0	55.9	48.0	54.5	6.4	42.8	54.1	57.4	44.3	51.6	52.8	63.8	51.6	46.4	53.1	21.4	
13. Merit	-	-	-	-	-	-	-	-	-	-	-	-	-	-	-	-	
14. Misty	-	-	-	-	-	-	-	-	-	-	-	-	-	-	-	-	
15. Monarch	-	-	-	-	-	-	-	-	-	-	-	-	-	-	-	-	
16. More	-	-	-	-	-	-	-	-	-	-	-	-	-	-	-	-	
17. Newport	13.6	10.5	16.1	8.5	67.9	26.9	9.0	12.8	5.0	14.6	11.7	8.4	17.9	14.9	11.8	12.1	
18. Pall Mall	0.3	0.3	0.4	0.4	-	-	0.7	0.3	-	0.4	-	-	0.5	-	0.5	-	
19. Parliament	2.8	2.1	3.7	2.8	-	6.9	2.4	0.9	2.8	3.2	1.1	1.5	1.3	5.1	2.9	7.6	
20. Salem	0.2	-	0.5	0.3	-	-	0.9	-	-	-	1.2	-	-	-	-	5.0	
21. Vantage	-	-	-	-	-	-	-	-	-	-	-	-	-	-	-	-	
22. Virginia Slims	-	-	-	-	-	-	-	-	-	-	-	-	-	-	-	-	
23. Winston	0.4	0.8	-	0.5	-	1.8	-	-	-	0.5	-	-	-	2.6	-	-	
24. Other	3.6	5.1	2.1	2.9	16.2	2.1	1.9	3.1	11.0	2.8	6.3	5.6	7.2	-	1.8	3.2	
25. No usual brand	4.5	5.9	3.9	4.7	-	5.9	5.7	3.6	2.5	4.2	4.7	4.8	5.0	7.0	1.5	17.7	
<i>Item 30065 Subject A011</i>	<i>N†</i>	<i>427</i>	<i>187</i>	<i>215</i>	<i>331</i>	<i>21</i>	<i>85</i>	<i>117</i>	<i>172</i>	<i>53</i>	<i>320</i>	<i>90</i>	<i>67</i>	<i>110</i>	<i>61</i>	<i>158</i>	<i>21</i>
E03: There has been talk about shortages of energy, food, and raw materials in this country. Do you think that in the coming years we will have plenty to meet our needs, a sufficient amount, or will we have to consume less?																	
1. Plenty to meet our needs	19.5	26.7	12.8	20.0	21.0	14.5	20.9	22.0	17.9	17.8	28.3	20.0	17.8	18.1	20.6	17.3	
2. A sufficient amount	47.4	44.8	49.8	47.2	46.7	46.7	45.4	47.8	49.4	48.2	45.2	45.7	49.6	48.5	49.1	44.6	
3. Will have to consume less	33.1	28.4	37.5	32.8	32.3	38.8	33.7	30.3	32.7	34.1	26.5	34.2	32.6	33.4	30.4	38.1	
<i>Item 9750 Subject F05</i>	<i>N</i>	<i>2162</i>	<i>951</i>	<i>1129</i>	<i>1460</i>	<i>216</i>	<i>388</i>	<i>509</i>	<i>807</i>	<i>458</i>	<i>1755</i>	<i>358</i>	<i>1131</i>	<i>432</i>	<i>217</i>	<i>319</i>	<i>32</i>
E04: The questions in this section deal with population problems. How much do you agree or disagree with each statement?																	
E04A: Our government should help other countries to control their population																	
1. Disagree	30.5	33.3	27.3	31.1	33.2	29.7	32.1	31.0	28.8	29.4	34.5	29.1	27.4	29.5	37.3	42.0	
2. Mostly disagree	14.6	13.8	15.6	15.5	8.7	15.2	17.0	12.3	15.8	15.9	8.9	14.3	16.0	16.0	13.3	13.6	
3. Neither	33.0	30.5	36.0	32.1	32.8	31.8	33.4	33.9	31.9	33.3	33.9	35.3	34.2	28.9	29.6	19.5	
4. Mostly agree	13.5	13.6	13.5	13.6	15.2	15.0	10.7	13.4	15.4	13.9	12.5	13.6	13.5	17.3	11.8	3.7	
5. Agree	8.3	8.8	7.6	7.7	10.1	8.3	6.8	9.4	8.0	7.6	10.2	7.7	8.9	8.4	7.9	21.1	
<i>Item 9760 Subject E01, H02</i>	<i>N</i>	<i>2194</i>	<i>964</i>	<i>1146</i>	<i>1465</i>	<i>233</i>	<i>395</i>	<i>510</i>	<i>831</i>	<i>459</i>	<i>1781</i>	<i>364</i>	<i>1154</i>	<i>433</i>	<i>216</i>	<i>328</i>	<i>32</i>
E04B: Governments should avoid making policy about population and let the individual decide																	
1. Disagree	11.9	14.9	8.2	10.9	14.9	12.1	11.6	14.6	7.2	10.4	19.6	10.7	13.3	13.4	12.4	14.1	
2. Mostly disagree	15.3	16.9	14.1	15.7	10.4	13.8	16.8	14.6	16.1	15.7	13.9	14.7	15.5	14.7	17.6	18.4	
3. Neither	38.2	34.2	42.0	38.3	38.4	42.1	36.1	38.0	37.5	37.9	40.1	35.9	43.6	41.0	38.2	28.8	
4. Mostly agree	21.4	21.1	22.2	21.6	20.8	19.5	22.9	19.0	25.5	22.9	15.0	23.8	17.8	19.5	20.4	7.6	
5. Agree	13.3	12.8	13.5	13.4	15.4	12.6	12.6	13.8	13.7	13.1	11.5	14.9	9.9	11.3	11.5	31.1	
<i>Item 9770 Subject E01, H02</i>	<i>N</i>	<i>2185</i>	<i>961</i>	<i>1142</i>	<i>1463</i>	<i>229</i>	<i>394</i>	<i>510</i>	<i>822</i>	<i>459</i>	<i>1777</i>	<i>360</i>	<i>1145</i>	<i>433</i>	<i>214</i>	<i>329</i>	<i>32</i>

†=excludes respondents for whom question was inappropriate.

DESCRIPTIVE RESULTS: 2007

155

QUESTIONNAIRE FORM 3 2007	TOTAL	SEX		RACE		REGION				COLLEGE PLANS?		ILLICIT DRUG USE: LIFETIME					
		M	F	White	Black	NE	NC	S	W	Yes	No	None	Mari- juana Only	Few Pills	More Pills	Any Her- oin	
<i>N (Weighted No. of Cases):</i>	2519	1104	1262	1570	288	489	559	941	531	1923	404	1274	502	239	381	34	
<i>% of Weighted Total:</i>	100.0	43.8	50.1	62.3	11.5	19.4	22.2	37.4	21.1	76.3	16.1	50.6	19.9	9.5	15.1	1.3	
E04C: I feel strongly enough about preventing overpopulation that I'd be willing to limit my family to two children																	
1. Disagree	27.4	27.2	26.7	26.9	34.4	29.7	27.3	27.6	25.1	27.4	27.7	28.5	23.4	26.0	27.8	35.0	
2. Mostly disagree	13.4	12.3	14.6	14.0	11.3	9.2	15.2	13.6	14.7	13.9	10.5	14.7	12.4	14.2	11.5	6.5	
3. Neither	34.7	33.1	36.7	34.1	31.8	36.3	34.0	33.3	36.5	34.8	35.6	34.7	36.7	35.1	32.7	30.8	
4. Mostly agree	12.7	12.8	12.8	12.8	13.9	13.3	14.6	11.1	13.0	13.1	11.4	11.1	15.1	13.0	15.6	-	
5. Agree	11.8	14.6	9.2	12.3	8.6	11.4	8.9	14.3	10.7	10.9	14.8	11.0	12.4	11.7	12.4	27.7	
<i>Item 9780 Subject E01</i>	<i>N</i>	<i>2184</i>	<i>962</i>	<i>1138</i>	<i>1461</i>	<i>231</i>	<i>394</i>	<i>508</i>	<i>823</i>	<i>459</i>	<i>1776</i>	<i>360</i>	<i>1147</i>	<i>435</i>	<i>212</i>	<i>328</i>	<i>32</i>
E05: How important is each of the following for being looked up to or having high status in your school?																	
E05A: Coming from the right family																	
1. No importance	22.0	25.2	19.0	19.8	25.3	25.8	18.6	21.8	22.8	20.4	28.8	21.3	20.2	22.2	25.4	21.4	
2. Little importance	20.4	20.2	21.0	20.8	17.7	23.4	19.6	18.7	21.7	21.3	16.4	21.8	19.5	20.5	18.0	15.4	
3. Moderate importance	26.6	25.0	28.3	27.7	23.2	25.9	27.2	26.3	27.2	27.4	22.5	25.8	30.3	29.7	24.0	23.5	
4. Great importance	14.8	14.3	14.7	15.8	14.4	10.2	17.3	15.1	15.1	15.0	13.6	14.6	14.7	15.3	14.2	14.2	
5. Very great importance	16.3	15.3	17.0	15.8	19.5	14.7	17.3	18.1	13.1	15.8	18.7	16.5	15.3	12.2	18.4	25.5	
<i>Item 13580 Subject B04</i>	<i>N</i>	<i>2166</i>	<i>952</i>	<i>1132</i>	<i>1452</i>	<i>228</i>	<i>387</i>	<i>510</i>	<i>816</i>	<i>453</i>	<i>1761</i>	<i>357</i>	<i>1136</i>	<i>436</i>	<i>212</i>	<i>320</i>	<i>30</i>
E05B: Being a leader in student activities																	
1. No importance	11.7	13.4	9.6	10.4	15.3	14.4	10.6	13.0	8.4	9.8	20.4	9.8	11.5	10.2	18.9	26.2	
2. Little importance	14.3	15.2	13.9	14.7	11.9	16.9	13.6	14.2	13.2	13.6	16.7	13.0	15.6	17.4	15.1	10.0	
3. Moderate importance	33.0	32.3	33.9	34.8	24.8	31.6	34.0	32.2	34.4	33.0	34.0	31.8	32.8	40.3	30.6	38.4	
4. Great importance	24.7	24.3	25.4	25.5	19.6	20.7	23.8	24.3	30.0	26.8	16.1	27.4	24.2	19.6	22.0	13.3	
5. Very great importance	16.2	14.8	17.2	14.6	28.4	16.4	17.9	16.2	14.0	16.7	12.7	18.0	16.0	12.5	13.4	12.2	
<i>Item 13590 Subject B04, M05</i>	<i>N</i>	<i>2168</i>	<i>954</i>	<i>1132</i>	<i>1453</i>	<i>230</i>	<i>387</i>	<i>512</i>	<i>817</i>	<i>453</i>	<i>1762</i>	<i>359</i>	<i>1136</i>	<i>436</i>	<i>212</i>	<i>321</i>	<i>31</i>
E05C: Having a nice car																	
1. No importance	22.9	21.2	23.9	20.5	26.5	31.5	20.4	19.4	24.4	21.5	29.2	22.9	21.0	22.5	23.6	25.1	
2. Little importance	22.5	22.3	23.4	24.9	15.5	22.0	23.7	21.8	22.9	23.9	16.9	23.5	24.9	20.7	19.8	6.2	
3. Moderate importance	30.1	30.5	29.9	30.8	33.7	27.1	31.4	31.3	29.2	30.9	27.3	30.8	30.7	32.5	26.4	32.4	
4. Great importance	14.1	15.2	13.6	14.1	12.9	13.0	14.0	15.3	13.1	14.1	14.6	13.1	13.9	12.6	17.9	16.5	
5. Very great importance	10.3	10.8	9.2	9.8	11.4	6.5	10.4	12.1	10.4	9.6	12.1	9.8	9.4	11.7	12.3	19.9	
<i>Item 13600 Subject B04, F01</i>	<i>N</i>	<i>2162</i>	<i>953</i>	<i>1128</i>	<i>1451</i>	<i>227</i>	<i>387</i>	<i>511</i>	<i>813</i>	<i>451</i>	<i>1758</i>	<i>357</i>	<i>1132</i>	<i>436</i>	<i>212</i>	<i>319</i>	<i>31</i>
E05D: Getting good grades																	
1. No importance	9.7	13.0	6.2	9.4	9.1	11.3	9.7	11.1	5.7	7.5	19.4	8.4	6.9	10.1	15.1	30.1	
2. Little importance	15.0	15.6	14.9	17.3	5.9	14.6	17.1	11.7	18.9	15.6	11.6	14.6	13.1	16.1	18.8	16.6	
3. Moderate importance	29.9	30.0	29.7	31.5	22.6	31.5	29.5	29.0	30.6	30.6	26.9	29.1	32.8	31.0	28.7	19.8	
4. Great importance	22.9	22.2	24.3	23.9	21.0	20.2	22.7	23.5	24.0	23.7	19.5	22.9	23.5	23.9	21.8	16.8	
5. Very great importance	22.6	19.2	24.9	17.9	41.4	22.4	21.0	24.7	20.7	22.6	22.5	25.0	23.6	18.9	15.5	16.7	
<i>Item 13610 Subject B04</i>	<i>N</i>	<i>2161</i>	<i>951</i>	<i>1130</i>	<i>1448</i>	<i>227</i>	<i>386</i>	<i>511</i>	<i>812</i>	<i>452</i>	<i>1756</i>	<i>357</i>	<i>1132</i>	<i>434</i>	<i>212</i>	<i>319</i>	<i>31</i>
E05E: Being a good athlete																	
1. No importance	9.8	8.6	10.0	8.3	13.5	10.1	8.1	10.7	9.7	7.6	20.3	8.9	7.8	7.0	14.2	32.2	
2. Little importance	9.6	7.2	11.7	8.7	12.2	14.4	8.4	7.8	10.3	9.0	13.1	8.9	10.9	11.0	9.9	0.6	
3. Moderate importance	24.8	25.4	24.6	26.0	22.3	24.9	25.1	23.5	26.8	25.1	25.0	24.0	28.4	28.9	21.7	20.1	
4. Great importance	28.6	28.7	29.7	30.5	20.9	25.4	29.6	29.3	29.1	30.8	18.7	31.3	26.8	25.5	26.1	16.2	
5. Very great importance	27.1	30.0	24.0	26.6	31.1	25.1	28.8	28.6	24.1	27.6	22.9	26.8	26.1	27.7	28.0	31.0	
<i>Item 13620 Subject B04</i>	<i>N</i>	<i>2159</i>	<i>952</i>	<i>1124</i>	<i>1444</i>	<i>230</i>	<i>388</i>	<i>508</i>	<i>815</i>	<i>447</i>	<i>1756</i>	<i>356</i>	<i>1132</i>	<i>435</i>	<i>212</i>	<i>317</i>	<i>31</i>
E05F: Knowing a lot about intellectual matters																	
1. No importance	12.8	14.0	11.3	12.6	11.1	11.5	12.9	13.3	13.1	11.1	19.9	12.4	11.9	12.8	14.3	29.9	
2. Little importance	23.2	21.5	25.2	25.5	13.5	23.5	24.5	21.4	24.9	23.8	19.6	23.0	23.0	23.1	26.4	15.9	
3. Moderate importance	35.2	34.8	35.6	37.8	28.8	34.9	40.4	32.6	34.3	35.7	34.1	35.1	35.7	39.3	31.2	31.4	
4. Great importance	17.8	19.5	17.2	16.6	21.3	17.5	14.2	19.7	18.9	18.9	13.4	17.7	18.8	18.5	17.3	10.0	
5. Very great importance	11.0	10.2	10.7	7.5	25.3	12.7	8.0	13.1	8.8	10.5	13.0	11.8	10.5	6.2	10.8	12.8	
<i>Item 13630 Subject B04</i>	<i>N</i>	<i>2162</i>	<i>953</i>	<i>1128</i>	<i>1448</i>	<i>228</i>	<i>387</i>	<i>508</i>	<i>815</i>	<i>452</i>	<i>1757</i>	<i>358</i>	<i>1130</i>	<i>436</i>	<i>211</i>	<i>321</i>	<i>31</i>

MONITORING THE FUTURE

QUESTIONNAIRE FORM 3 2007	TOTAL	SEX		RACE		REGION				COLLEGE PLANS?		ILLICIT DRUG USE: LIFETIME				
		M	F	White	Black	NE	NC	S	W	Yes	No	None	Mari- juana Only	Few Pills	More Pills	Any Her- oin
<i>N (Weighted No. of Cases):</i>	2519	1104	1262	1570	288	489	559	941	531	1923	404	1274	502	239	381	34
<i>% of Weighted Total:</i>	100.0	43.8	50.1	62.3	11.5	19.4	22.2	37.4	21.1	76.3	16.1	50.6	19.9	9.5	15.1	1.3
E05G: Planning to go to college																
1. No importance	10.7	13.5	8.0	11.3	7.7	12.5	10.8	11.2	7.9	8.5	20.4	10.8	6.6	11.8	13.5	31.4
2. Little importance	12.8	14.2	11.9	14.2	7.5	12.0	13.0	10.7	17.0	11.9	17.0	12.1	12.0	11.7	16.7	4.6
3. Moderate importance	24.1	24.6	23.4	25.4	19.9	24.5	25.2	24.3	22.0	24.8	21.7	24.3	24.3	25.9	21.5	28.9
4. Great importance	23.7	23.1	24.6	25.6	19.3	21.5	24.6	23.2	25.4	24.7	19.3	23.1	24.3	23.9	27.0	11.0
5. Very great importance	28.8	24.7	32.2	23.5	45.7	29.4	26.5	30.7	27.7	30.2	21.6	29.7	32.9	26.7	21.3	24.1
<i>Item 13640 Subject B04</i>	<i>N</i> 2166	952	1132	1451	230	389	511	816	451	1761	357	1136	434	212	320	31
E06: How about using drugs (other than marijuana or alcohol)--does that cause a student to be looked up to or looked down on?																
E06A: Among the majority of students in my school, such drug use is . . .																
1. Looked down on a lot	19.6	20.1	19.0	19.0	22.9	20.6	19.2	18.1	22.0	19.5	19.7	22.5	18.1	15.5	13.8	5.3
2. Looked down on some	20.1	19.9	20.7	22.1	18.3	16.0	22.7	18.1	24.3	22.3	10.7	22.3	17.3	21.5	16.9	15.1
3. Neither, or mixed	51.3	51.7	51.1	50.7	47.7	51.2	50.6	54.3	47.0	49.8	58.8	47.0	54.0	59.5	57.3	62.3
4. Looked up to some	6.7	6.3	7.0	6.3	8.6	10.3	6.2	6.6	4.4	6.5	6.6	6.2	8.8	2.6	7.8	9.0
5. Looked up to a lot	2.2	2.1	2.2	2.0	2.5	1.9	1.3	3.0	2.3	1.9	4.2	2.0	1.8	0.9	4.2	8.3
<i>Item 13650 Subject A12b</i>	<i>N</i> 2142	946	1116	1439	226	384	502	808	449	1741	355	1123	433	209	318	31
E06B: Among my own group of friends, such drug use is . . .																
1. Looked down on a lot	39.7	36.6	42.9	39.6	44.0	37.9	41.1	36.8	44.8	42.1	29.2	53.4	29.1	27.4	17.8	9.4
2. Looked down on some	15.6	15.3	16.1	16.4	14.0	18.2	14.6	16.5	12.9	16.1	12.9	15.3	18.6	18.6	11.2	8.6
3. Neither, or mixed	38.2	40.9	35.0	38.0	33.3	38.3	35.7	40.3	37.1	35.6	50.2	28.5	42.6	49.7	56.0	60.3
4. Looked up to some	5.0	5.4	5.0	4.8	6.6	4.4	6.3	5.1	4.1	4.9	5.0	2.4	7.3	3.0	11.2	20.2
5. Looked up to a lot	1.5	1.7	1.0	1.3	2.1	1.3	2.3	1.3	1.1	1.3	2.8	0.5	2.3	1.3	3.8	1.6
<i>Item 13660 Subject A12b</i>	<i>N</i> 2143	944	1119	1439	226	385	502	807	449	1743	353	1124	432	210	316	31
E06C: My own feeling about such drug use is that . . .																
1. I look down on it a lot	52.1	49.6	54.8	52.2	54.7	48.8	53.8	49.8	57.2	54.6	41.8	69.9	37.0	36.4	23.4	14.0
2. I look down on it some	15.3	14.6	16.0	16.4	12.0	16.4	19.3	14.2	11.9	16.4	10.6	11.2	23.2	21.2	16.4	7.2
3. Neither, or mixed	29.8	32.3	26.9	28.9	29.2	31.5	24.2	33.4	28.0	26.9	41.3	18.1	34.6	40.5	54.1	68.0
4. I look up to it some	2.2	2.4	2.0	2.0	3.8	2.8	2.2	2.0	2.1	1.6	5.1	0.7	4.3	2.0	4.0	10.2
5. I look up to it a lot	0.6	1.0	0.2	0.5	0.3	0.5	0.5	0.7	0.8	0.5	1.2	0.1	0.9	-	2.1	0.6
<i>Item 13670 Subject A11c</i>	<i>N</i> 2127	936	1114	1433	220	385	497	799	447	1731	349	1117	430	206	313	31
E07: About how many hours a week do you spend using a computer . . .																
E07A: . . . doing school work?																
1. None	11.3	14.3	7.5	10.2	16.6	8.2	10.6	16.2	5.8	9.0	22.7	8.7	9.9	8.7	18.8	42.9
2. Less than 1 hour	22.7	21.5	24.1	23.0	22.6	21.8	22.5	23.6	21.9	21.9	26.7	22.0	23.6	18.5	26.6	23.8
3. 1-2 hours	33.7	31.3	36.3	33.7	31.1	31.2	36.8	32.8	33.8	35.3	25.6	35.7	33.8	38.2	27.9	11.6
4. 3-5 hours	19.9	20.4	19.3	20.8	15.8	23.4	19.1	15.3	25.9	21.5	12.3	21.9	19.5	20.1	15.0	4.8
5. 6-9 hours	6.7	5.4	7.8	6.6	4.4	7.0	5.3	6.3	8.7	6.8	5.9	6.6	6.2	9.4	5.4	11.1
6. 10-19 hours	3.5	4.0	3.4	3.9	2.6	3.8	4.5	3.2	2.7	3.5	3.4	3.1	4.8	3.4	3.4	-
7. 20-29 hours	0.6	1.0	0.3	0.5	1.3	1.2	0.4	0.8	-	0.7	-	0.5	0.7	0.4	0.8	-
8. 30 or more	1.7	2.2	1.2	1.3	5.7	3.4	0.8	1.7	1.3	1.4	3.4	1.5	1.5	1.3	2.1	5.8
<i>Item 29930 Subject B01, C09</i>	<i>N</i> 2163	959	1124	1446	231	381	509	819	454	1756	360	1131	439	210	320	31
E07B: . . . at your job, if you have one?																
1. None	73.7	74.8	72.8	72.8	71.3	76.6	76.7	71.4	71.9	73.8	74.8	71.8	77.1	81.2	70.9	73.5
2. Less than 1 hour	9.1	8.5	9.8	9.3	8.1	5.2	8.9	9.8	11.5	8.9	9.7	10.0	7.6	7.5	9.6	11.4
3. 1-2 hours	5.6	5.7	5.1	6.1	4.3	5.3	4.6	5.5	7.1	5.8	4.8	5.8	4.2	4.8	7.2	5.5
4. 3-5 hours	4.3	3.7	4.9	4.2	5.7	3.3	4.9	4.8	3.5	4.3	3.5	4.5	4.8	2.1	4.6	2.7
5. 6-9 hours	2.4	1.8	3.0	2.6	3.7	3.6	1.5	2.4	2.6	2.3	2.8	2.6	1.7	0.3	2.8	5.6
6. 10-19 hours	2.2	2.3	2.3	2.5	3.0	2.4	2.3	2.9	1.0	2.3	1.9	2.4	2.5	2.4	1.7	0.6
7. 20-29 hours	1.3	1.5	1.1	1.1	2.7	1.5	0.3	1.3	2.2	1.4	0.9	1.6	1.2	0.8	1.0	-
8. 30 or more	1.3	1.6	1.2	1.4	1.1	2.1	0.8	1.9	0.2	1.1	1.7	1.3	0.9	1.0	2.2	0.6
<i>Item 29940 Subject C01, C09</i>	<i>N</i> 2042	910	1058	1372	220	361	487	768	427	1651	346	1055	419	201	306	31

QUESTIONNAIRE FORM 3 2007	TOTAL	SEX		RACE		REGION				COLLEGE PLANS?		ILLICIT DRUG USE: LIFETIME				
		M	F	White	Black	NE	NC	S	W	Yes	No	None	Mari- juana Only	Few Pills	More Pills	Any Her- oin
<i>N (Weighted No. of Cases):</i>	2519	1104	1262	1570	288	489	559	941	531	1923	404	1274	502	239	381	34
<i>% of Weighted Total:</i>	100.0	43.8	50.1	62.3	11.5	19.4	22.2	37.4	21.1	76.3	16.1	50.6	19.9	9.5	15.1	1.3
E07C: . . . doing other things?																
1. None	8.1	7.4	7.5	6.9	14.8	6.7	8.7	10.1	5.0	5.8	17.0	7.4	8.4	6.4	8.3	14.1
2. Less than 1 hour	10.9	9.3	11.9	10.6	11.3	7.7	11.6	11.8	11.3	10.5	13.6	11.5	10.5	7.1	12.3	3.4
3. 1-2 hours	20.5	17.3	23.9	21.0	22.1	16.2	21.3	19.5	25.1	20.6	19.8	23.2	17.5	16.6	18.6	20.3
4. 3-5 hours	23.0	22.8	23.8	23.2	19.9	19.4	21.7	22.6	28.1	23.8	20.3	22.3	23.3	22.4	26.0	29.5
5. 6-9 hours	15.8	17.0	15.3	16.8	12.2	21.4	16.6	14.7	12.3	17.3	9.3	15.9	16.9	17.7	12.9	15.9
6. 10-19 hours	11.0	11.8	10.2	11.0	10.8	12.3	11.3	10.2	10.8	12.1	5.7	11.3	11.6	14.0	8.4	-
7. 20-29 hours	4.1	5.7	2.9	4.3	2.0	6.5	3.5	4.0	3.2	4.1	4.3	4.0	4.9	4.5	3.7	4.0
8. 30 or more	6.6	8.7	4.4	6.3	7.0	9.8	5.3	7.2	4.1	5.9	10.0	4.4	6.9	11.4	9.8	12.8
<i>Item 29950 Subject C07, C09</i>	<i>N</i> 2154	956	1121	1441	228	384	504	813	454	1752	357	1128	438	210	316	31
E08: Not counting work for school or a job, about how many hours a week do you spend on the Internet e-mailing, instant messaging, gaming, shopping, searching, downloading music, etc.?																
1. None	9.1	9.5	7.8	7.7	15.4	7.7	10.4	11.2	5.0	6.3	20.3	9.1	8.2	6.6	10.2	21.7
2. Less than 1	13.0	12.4	14.0	13.6	13.9	6.2	15.1	14.2	14.3	12.9	14.1	13.1	15.3	8.6	13.8	-
3. 1-2 hours	19.5	16.0	23.0	20.0	17.8	16.5	20.9	18.3	22.5	20.0	17.7	20.7	16.6	20.2	18.8	20.9
4. 3-5 hours	22.6	21.6	23.7	23.2	19.2	19.6	20.4	24.0	24.9	23.1	20.0	22.7	25.5	18.8	21.1	20.0
5. 6-9 hours	14.5	15.6	14.0	15.1	12.0	19.3	16.0	12.4	12.8	16.1	7.8	13.9	13.9	19.4	14.2	17.3
6. 10-19 hours	10.2	11.5	8.9	10.1	5.9	11.3	9.7	9.1	11.8	11.3	5.6	10.8	9.8	11.7	9.1	2.2
7. 20-29 hours	4.4	6.2	2.9	4.9	4.5	6.5	4.1	4.2	3.6	4.4	4.3	4.3	4.4	4.1	5.5	4.4
8. 30 or more	6.7	7.2	5.7	5.5	11.4	13.0	3.5	6.7	5.2	5.9	10.1	5.3	6.2	10.7	7.2	13.6
<i>Item 31680 Subject C07, C09</i>	<i>N</i> 2168	959	1124	1449	230	385	510	815	459	1752	362	1131	438	215	319	32
E09: The next questions are about some things which may have happened TO YOU while you were at school (inside or outside or in a school bus).																
During the LAST 12 MONTHS, how often . . .																
E09A: Has something of yours (worth under \$50) been stolen?																
1. Not at all	70.0	69.8	71.3	70.9	64.4	67.8	68.6	70.7	72.4	70.8	68.3	75.7	69.2	63.9	60.7	45.2
2. Once	20.1	20.0	20.2	20.3	19.5	20.3	21.1	20.1	18.9	19.8	21.5	17.3	19.3	28.9	23.2	35.9
3. Twice	6.5	6.8	6.1	6.0	12.3	7.5	6.6	6.0	6.5	6.9	3.9	5.3	7.7	4.0	10.7	7.0
4. 3 or 4 times	2.2	2.4	2.0	2.2	1.6	2.2	2.3	2.2	2.2	2.0	2.6	1.3	3.0	2.4	3.6	8.8
5. 5 or more times	1.1	1.0	0.4	0.7	2.1	2.1	1.4	0.9	-	0.5	3.7	0.4	0.8	0.7	1.8	3.1
<i>Item 9871 Subject B07, S03</i>	<i>N</i> 2173	960	1127	1452	230	385	510	818	461	1757	359	1128	441	213	322	32
E09B: Has something of yours (worth over \$50) been stolen?																
1. Not at all	81.7	81.0	82.6	83.6	75.9	79.0	84.5	81.4	81.5	83.0	78.5	84.9	80.0	82.1	76.3	72.3
2. Once	12.6	12.2	13.4	11.3	16.1	14.1	10.4	13.5	12.2	12.1	13.8	11.5	12.3	14.5	15.8	8.4
3. Twice	4.0	4.7	2.7	3.8	5.3	5.5	3.5	3.5	4.1	3.5	5.3	2.5	5.9	1.2	5.8	9.9
4. 3 or 4 times	1.3	1.5	1.2	1.1	2.2	1.3	1.3	1.2	1.5	1.2	1.6	0.6	1.8	1.8	1.8	6.2
5. 5 or more times	0.4	0.7	0.1	0.2	0.5	0.1	0.3	0.4	0.7	0.2	0.8	0.5	-	0.4	0.4	3.1
<i>Item 9872 Subject B07, S03</i>	<i>N</i> 2171	961	1124	1451	230	385	510	817	459	1754	359	1126	442	213	322	32
E09C: Has someone deliberately damaged your property (your car, clothing, etc.)?																
1. Not at all	78.5	74.9	82.5	76.8	85.7	81.1	76.0	77.7	80.6	78.7	78.4	83.0	79.0	77.3	68.4	54.0
2. Once	14.7	16.7	13.0	16.4	7.4	12.9	18.4	13.9	13.5	14.9	13.8	12.3	15.2	16.1	20.5	19.1
3. Twice	4.3	5.2	3.2	4.7	3.5	3.3	3.6	5.2	4.2	4.0	4.6	2.9	3.7	5.2	6.6	16.9
4. 3 or 4 times	1.6	2.0	1.0	1.3	1.3	1.4	1.2	2.4	0.9	1.6	1.6	1.2	1.8	0.9	2.9	6.9
5. 5 or more times	0.9	1.3	0.3	0.8	2.1	1.3	0.8	0.8	0.8	0.8	1.6	0.5	0.4	0.4	1.6	3.1
<i>Item 9873 Subject B07, S03</i>	<i>N</i> 2166	957	1121	1443	233	380	509	816	460	1750	360	1127	437	211	322	32
E09D: Has someone injured you with a weapon (like a knife, gun, or club)?																
1. Not at all	95.8	95.3	97.0	96.8	92.2	93.8	96.4	94.8	98.5	96.7	93.3	97.2	97.3	96.7	92.1	72.4
2. Once	2.4	2.7	2.1	1.7	5.0	2.1	1.7	3.5	1.5	2.0	4.1	2.1	1.5	1.9	4.6	7.9
3. Twice	1.2	1.3	0.7	1.0	2.0	3.0	1.4	1.0	0.1	0.8	2.1	0.5	0.1	0.7	2.7	13.0
4. 3 or 4 times	0.2	0.2	0.1	0.2	0.4	1.0	0.2	-	-	0.2	0.2	-	0.8	0.2	-	0.6
5. 5 or more times	0.4	0.5	0.1	0.2	0.5	0.1	0.3	0.8	-	0.3	0.3	0.1	0.3	0.4	0.6	6.1
<i>Item 9874 Subject B07, S03</i>	<i>N</i> 2166	957	1124	1444	229	383	505	816	461	1753	356	1122	442	212	322	32

QUESTIONNAIRE FORM 3 2007	TOTAL	SEX		RACE		REGION				COLLEGE PLANS?		ILLICIT DRUG USE: LIFETIME					
		M	F	White	Black	NE	NC	S	W	Yes	No	None	Mari- juana Only	Few Pills	More Pills	Any Her- oin	
<i>N (Weighted No. of Cases):</i>	2519	1104	1262	1570	288	489	559	941	531	1923	404	1274	502	239	381	34	
<i>% of Weighted Total:</i>	100.0	43.8	50.1	62.3	11.5	19.4	22.2	37.4	21.1	76.3	16.1	50.6	19.9	9.5	15.1	1.3	
E09E: Has someone threatened you with a weapon, but not actually injured you?																	
1. Not at all	87.6	86.0	90.6	88.4	84.1	87.4	88.2	86.0	90.0	88.6	85.0	93.9	87.6	83.8	74.9	54.7	
2. Once	6.6	6.0	6.1	5.7	11.3	6.4	6.4	6.7	6.7	6.2	7.6	3.5	6.9	9.8	13.2	11.5	
3. Twice	3.3	4.9	1.7	3.2	2.7	4.3	2.5	3.7	2.4	2.9	4.4	1.6	3.9	3.8	4.8	19.9	
4. 3 or 4 times	1.4	2.0	0.9	1.6	1.3	1.1	1.6	1.9	0.7	1.2	1.6	0.5	1.0	1.8	4.1	1.1	
5. 5 or more times	1.1	1.2	0.8	1.0	0.5	0.8	1.2	1.8	0.1	1.0	1.4	0.5	0.7	0.8	3.0	12.8	
<i>Item 9875 Subject B07, S03</i>	<i>N</i>	<i>2164</i>	<i>955</i>	<i>1121</i>	<i>1444</i>	<i>228</i>	<i>383</i>	<i>508</i>	<i>812</i>	<i>461</i>	<i>1749</i>	<i>358</i>	<i>1122</i>	<i>442</i>	<i>212</i>	<i>321</i>	<i>32</i>
E09F: Has someone injured you on purpose without using a weapon?																	
1. Not at all	88.0	87.9	89.4	88.7	86.0	90.6	88.1	85.5	90.3	89.0	86.0	90.8	92.0	86.4	77.2	71.2	
2. Once	6.8	7.3	6.3	6.2	7.6	5.0	6.8	7.9	6.4	6.5	7.5	5.9	4.8	8.8	11.8	5.9	
3. Twice	2.5	2.2	2.3	2.8	1.9	1.8	2.5	3.2	1.5	2.2	3.0	1.9	1.0	1.1	5.9	14.3	
4. 3 or 4 times	1.0	1.0	0.7	0.8	2.6	0.9	1.2	1.0	0.9	0.9	1.3	0.4	1.0	2.5	1.8	-	
5. 5 or more times	1.7	1.5	1.3	1.4	1.9	1.7	1.3	2.4	0.9	1.4	2.1	1.1	1.2	1.3	3.3	8.6	
<i>Item 9876 Subject B07, S03</i>	<i>N</i>	<i>2157</i>	<i>950</i>	<i>1119</i>	<i>1443</i>	<i>227</i>	<i>383</i>	<i>508</i>	<i>810</i>	<i>456</i>	<i>1747</i>	<i>354</i>	<i>1117</i>	<i>441</i>	<i>211</i>	<i>320</i>	<i>32</i>
E09G: Has an unarmed person threatened you with injury, but not actually injured you?																	
1. Not at all	80.5	77.0	84.8	79.1	83.9	82.8	79.7	78.3	83.5	82.4	73.8	85.6	82.2	74.9	69.4	53.9	
2. Once	9.6	10.6	8.6	9.8	10.8	8.1	10.8	10.3	8.1	8.8	12.8	8.5	7.7	12.7	12.7	10.8	
3. Twice	4.4	6.2	2.5	4.9	2.2	4.9	4.1	4.6	3.9	4.1	5.4	2.8	4.8	4.4	7.5	8.3	
4. 3 or 4 times	2.2	2.1	1.7	2.4	1.1	2.3	2.6	2.0	1.9	2.2	2.2	1.5	2.3	2.1	3.1	6.8	
5. 5 or more times	3.4	4.2	2.4	3.8	2.1	2.0	2.9	4.7	2.6	2.6	5.9	1.6	3.0	5.8	7.2	20.1	
<i>Item 9877 Subject B07, S03</i>	<i>N</i>	<i>2157</i>	<i>951</i>	<i>1119</i>	<i>1441</i>	<i>227</i>	<i>380</i>	<i>509</i>	<i>809</i>	<i>459</i>	<i>1746</i>	<i>357</i>	<i>1117</i>	<i>442</i>	<i>212</i>	<i>318</i>	<i>32</i>
E10: Looking toward the future, how important would it be for you to have each of the following things?																	
E10A: A new car every two or three years																	
1. Not important	57.9	53.4	62.0	58.1	57.7	48.7	58.3	56.4	67.6	58.2	57.0	61.7	55.5	53.5	52.3	49.3	
2. Somewhat important	26.9	28.9	25.6	27.5	25.6	34.8	25.2	25.9	24.1	27.4	24.3	26.5	28.2	28.6	26.9	11.8	
3. Quite important	10.1	12.1	8.1	9.7	11.4	13.4	10.3	11.0	5.3	9.4	12.9	7.7	11.7	13.4	12.4	20.7	
4. Extremely important	5.1	5.7	4.3	4.8	5.2	3.1	6.2	6.6	3.0	5.0	5.8	4.1	4.6	4.5	8.4	18.2	
<i>Item 13860 Subject F01</i>	<i>N</i>	<i>2161</i>	<i>950</i>	<i>1123</i>	<i>1443</i>	<i>232</i>	<i>383</i>	<i>508</i>	<i>814</i>	<i>456</i>	<i>1747</i>	<i>357</i>	<i>1124</i>	<i>439</i>	<i>211</i>	<i>319</i>	<i>32</i>
E10B: Clothes in the latest style																	
1. Not important	30.2	36.2	25.0	31.7	22.5	29.2	30.5	29.5	32.0	28.1	40.6	33.1	23.9	25.2	30.7	40.0	
2. Somewhat important	37.7	35.1	40.2	38.4	34.3	33.7	37.9	36.5	42.9	39.6	29.3	38.7	37.9	40.8	34.3	16.1	
3. Quite important	20.6	20.2	21.4	20.4	21.2	23.8	20.0	20.6	18.7	20.8	20.0	18.5	25.7	23.2	19.8	17.9	
4. Extremely important	11.5	8.5	13.4	9.5	22.0	13.3	11.6	13.5	6.3	11.6	10.1	9.7	12.5	10.8	15.2	26.0	
<i>Item 13870 Subject F01</i>	<i>N</i>	<i>2156</i>	<i>945</i>	<i>1122</i>	<i>1441</i>	<i>229</i>	<i>381</i>	<i>507</i>	<i>812</i>	<i>456</i>	<i>1745</i>	<i>353</i>	<i>1122</i>	<i>439</i>	<i>211</i>	<i>318</i>	<i>31</i>
E10C: A house of my own (instead of an apartment or condominium)																	
1. Not important	13.0	11.3	13.1	12.2	19.1	16.9	13.0	12.1	11.1	11.9	18.3	13.8	10.2	12.3	12.8	12.6	
2. Somewhat important	18.3	17.1	19.0	18.9	16.5	17.9	15.1	17.8	22.9	17.2	21.8	17.6	24.3	16.7	14.2	10.2	
3. Quite important	31.4	31.0	32.4	34.3	20.0	32.6	35.4	26.2	35.1	32.3	28.0	32.0	28.9	32.1	32.9	27.5	
4. Extremely important	37.4	40.7	35.6	34.6	44.5	32.5	36.5	43.8	31.0	38.6	31.9	36.6	36.6	39.0	40.0	49.7	
<i>Item 13880 Subject F01</i>	<i>N</i>	<i>2151</i>	<i>945</i>	<i>1118</i>	<i>1442</i>	<i>228</i>	<i>378</i>	<i>507</i>	<i>811</i>	<i>456</i>	<i>1740</i>	<i>355</i>	<i>1117</i>	<i>438</i>	<i>210</i>	<i>318</i>	<i>32</i>
E10D: Lots of space around my house, a big yard																	
1. Not important	16.8	14.9	17.0	15.8	27.2	18.7	15.2	16.5	17.7	14.8	26.8	17.1	16.8	11.4	17.6	23.2	
2. Somewhat important	29.5	27.6	31.7	31.0	23.9	25.5	28.6	28.8	35.1	30.8	23.9	28.1	31.6	34.5	30.3	20.5	
3. Quite important	30.6	31.3	30.8	30.4	26.3	30.6	30.8	29.4	32.5	31.4	27.6	33.2	27.2	30.6	28.1	19.7	
4. Extremely important	23.1	26.1	20.4	22.9	22.6	25.1	25.4	25.3	14.6	23.0	21.6	21.6	24.4	23.5	23.9	36.6	
<i>Item 13890 Subject F01</i>	<i>N</i>	<i>2155</i>	<i>947</i>	<i>1120</i>	<i>1442</i>	<i>231</i>	<i>380</i>	<i>507</i>	<i>813</i>	<i>455</i>	<i>1742</i>	<i>356</i>	<i>1120</i>	<i>438</i>	<i>210</i>	<i>319</i>	<i>32</i>
E10E: A vacation house																	
1. Not important	57.5	52.3	61.9	59.1	58.5	51.8	60.7	53.8	65.2	57.2	61.1	60.2	54.0	53.3	56.2	48.0	
2. Somewhat important	26.3	27.6	25.5	26.6	25.2	27.6	25.7	26.6	25.3	27.1	21.2	26.2	27.0	32.4	24.0	4.4	
3. Quite important	8.4	11.1	6.2	7.8	7.7	12.5	7.4	8.7	5.7	8.2	9.1	6.9	10.4	9.9	9.2	21.4	
4. Extremely important	7.8	9.0	6.5	6.5	8.5	8.1	6.1	10.8	3.9	7.5	8.6	6.7	8.7	4.5	10.6	26.2	
<i>Item 13930 Subject F01</i>	<i>N</i>	<i>2149</i>	<i>946</i>	<i>1115</i>	<i>1437</i>	<i>231</i>	<i>380</i>	<i>507</i>	<i>813</i>	<i>449</i>	<i>1737</i>	<i>355</i>	<i>1117</i>	<i>439</i>	<i>209</i>	<i>317</i>	<i>32</i>

DESCRIPTIVE RESULTS: 2007

159

QUESTIONNAIRE FORM 3 2007	TOTAL	SEX		RACE		REGION				COLLEGE PLANS?		ILLICIT DRUG USE: LIFETIME				
		M	F	White	Black	NE	NC	S	W	Yes	No	None	Mari- juana Only	Few Pills	More Pills	Any Her- oin
<i>N (Weighted No. of Cases):</i>	2519	1104	1262	1570	288	489	559	941	531	1923	404	1274	502	239	381	34
<i>% of Weighted Total:</i>	100.0	43.8	50.1	62.3	11.5	19.4	22.2	37.4	21.1	76.3	16.1	50.6	19.9	9.5	15.1	1.3
E10F: A motor-powered, recreational vehicle (powerboat, snowmobile, etc.)																
1. Not important	58.7	48.0	67.8	54.1	72.7	62.3	54.4	57.9	62.1	59.3	56.9	60.4	60.8	56.5	52.9	42.8
2. Somewhat important	20.5	21.3	20.4	23.1	10.7	16.5	23.8	18.3	24.2	21.3	16.2	21.2	18.6	20.9	20.1	26.2
3. Quite important	12.1	18.6	6.6	13.8	8.4	14.5	11.4	13.3	8.7	11.4	15.9	11.6	9.9	14.1	16.3	5.3
4. Extremely important	8.6	12.2	5.2	9.0	8.2	6.7	10.3	10.5	5.1	8.0	11.0	6.8	10.7	8.4	10.7	25.7
<i>Item 13940 Subject F01</i>	<i>N</i> 2149	942	1118	1440	227	378	506	811	454	1738	354	1118	436	210	318	32
E11: When (if ever) did you FIRST do each of the following things? Don't count anything you took because a doctor told you to.																
E11A: Smoke cigarettes on a daily basis																
8. Never	80.4	80.6	81.2	77.8	91.1	77.7	78.7	78.1	88.3	83.1	68.0	95.2	70.8	75.5	48.7	34.6
1. Grade 6 or below	1.3	1.6	0.9	1.6	0.3	1.0	1.4	2.1	0.2	1.1	2.4	0.1	1.6	1.5	4.5	11.7
2. Grade 7	1.5	1.4	1.6	1.6	0.3	1.7	1.8	1.6	1.0	1.2	2.8	0.2	2.0	3.2	4.1	3.1
3. Grade 8	2.0	1.9	1.7	2.2	-	2.9	2.5	2.1	0.7	1.6	3.5	0.1	3.5	2.6	4.4	18.3
4. Grade 9 (Freshman)	3.6	3.0	4.2	4.1	2.4	5.1	2.8	4.7	1.5	3.0	6.3	0.6	5.2	2.6	12.6	8.6
5. Grade 10 (Sophomore)	3.7	3.6	3.7	4.4	2.3	2.4	5.6	3.7	2.7	3.1	6.2	0.7	6.0	2.6	11.6	9.5
6. Grade 11 (Junior)	3.4	3.5	3.1	3.7	2.2	5.2	3.0	3.9	1.4	3.2	4.6	0.8	4.6	7.0	8.2	5.8
7. Grade 12 (Senior)	4.0	4.3	3.4	4.6	1.4	4.1	4.2	3.9	4.1	3.7	6.2	2.3	6.3	4.9	6.0	8.5
<i>Item 5570 Subject A01g</i>	<i>N</i> 2031	886	1062	1364	218	354	482	764	432	1651	327	1074	403	191	306	30
E11B: Try an alcoholic beverage—more than just a few sips																
8. Never	29.2	27.5	30.5	26.5	46.0	24.6	21.2	28.6	43.3	29.7	26.5	51.2	4.2	8.7	4.7	6.0
1. Grade 6 or below	5.8	6.3	4.7	5.5	7.0	5.7	4.8	7.7	3.6	5.0	9.5	2.8	5.0	9.7	12.5	28.0
2. Grade 7	6.0	7.4	5.1	6.6	3.4	5.2	7.4	5.9	5.5	5.6	8.9	2.2	7.2	5.1	17.5	7.8
3. Grade 8	10.3	10.0	10.5	10.9	7.5	15.4	11.0	9.7	6.4	10.0	10.4	4.2	16.0	13.5	20.0	17.5
4. Grade 9 (Freshman)	19.0	18.6	19.0	20.6	11.7	16.9	25.4	19.6	12.7	19.5	16.9	12.1	27.2	29.4	23.9	32.8
5. Grade 10 (Sophomore)	13.1	12.8	13.6	13.5	11.3	10.7	14.3	12.9	14.0	13.4	12.2	9.3	20.4	20.3	11.7	2.2
6. Grade 11 (Junior)	11.2	11.3	11.7	10.8	7.2	16.0	10.7	10.3	9.2	11.2	11.4	11.6	14.9	7.3	8.6	5.2
7. Grade 12 (Senior)	5.4	6.0	4.9	5.7	5.9	5.6	5.3	5.3	5.4	5.6	4.2	6.7	5.1	6.0	1.2	0.6
<i>Item 5580 Subject A01g</i>	<i>N</i> 1927	845	1008	1324	194	343	461	717	406	1566	312	984	398	186	298	30
E11C: Try marijuana or hashish																
8. Never	59.2	55.3	63.3	57.3	68.8	54.9	56.9	58.0	67.7	60.6	53.4	100.0	-	28.9	15.5	-
1. Grade 6 or below	2.0	2.5	1.4	1.7	0.5	2.1	1.5	2.5	1.6	1.5	4.6	-	3.1	2.1	7.1	10.9
2. Grade 7	4.7	5.8	3.7	4.9	1.5	5.6	5.0	4.6	3.8	4.1	7.4	-	6.5	8.6	15.6	20.0
3. Grade 8	5.9	6.5	5.3	6.1	5.7	8.1	6.7	6.4	2.2	5.7	6.6	-	11.0	8.5	16.8	22.0
4. Grade 9 (Freshman)	9.2	10.2	8.1	9.3	8.0	11.0	10.7	9.7	5.2	8.4	12.7	-	24.1	12.4	18.1	27.6
5. Grade 10 (Sophomore)	7.4	6.9	7.5	8.3	6.4	6.9	7.6	7.4	7.5	7.9	5.3	-	18.8	15.1	13.6	16.3
6. Grade 11 (Junior)	7.4	8.1	6.8	7.9	4.8	8.2	7.1	7.4	7.0	7.0	7.7	-	21.0	16.5	10.9	-
7. Grade 12 (Senior)	4.3	4.6	3.9	4.5	4.2	3.2	4.6	4.1	5.0	4.7	2.3	-	15.5	7.9	2.4	3.3
<i>Item 5590 Subject A01g</i>	<i>N</i> 2038	894	1066	1382	205	363	485	755	435	1654	331	1085	394	196	299	31
E11D: Try LSD																
8. Never	96.7	96.1	97.6	96.2	99.7	96.1	97.0	96.3	97.5	97.5	94.2	100.0	100.0	97.1	86.3	35.7
1. Grade 6 or below	0.3	0.6	-	0.3	-	-	0.2	0.7	-	*	1.8	-	-	-	2.2	-
2. Grade 7	0.1	-	0.2	0.1	-	-	0.2	0.1	-	0.1	0.2	-	-	-	0.3	2.7
3. Grade 8	0.3	0.2	0.3	0.4	-	0.4	0.6	0.1	0.3	0.1	0.9	-	-	-	0.7	10.4
4. Grade 9 (Freshman)	0.7	0.7	0.6	0.7	0.3	1.1	0.4	0.6	0.6	0.5	1.2	-	-	0.8	2.7	13.1
5. Grade 10 (Sophomore)	0.9	0.7	0.9	1.1	-	0.6	0.8	1.3	0.4	0.7	1.5	-	-	0.4	2.8	30.5
6. Grade 11 (Junior)	0.5	0.8	0.3	0.5	-	1.0	0.2	0.4	0.7	0.6	0.1	-	-	-	2.7	7.1
7. Grade 12 (Senior)	0.5	0.9	0.1	0.6	-	0.7	0.5	0.5	0.6	0.5	-	-	-	1.8	2.3	0.6
<i>Item 5600 Subject A01g</i>	<i>N</i> 2095	916	1099	1402	226	368	497	790	441	1697	346	1103	424	202	308	29
E11E: Try any hallucinogen other than LSD																
8. Never	94.7	93.5	96.4	94.1	99.7	93.1	95.2	95.1	94.8	95.8	90.7	100.0	100.0	95.0	74.7	22.6
1. Grade 6 or below	0.2	0.4	-	0.2	-	-	0.1	0.3	0.1	-	1.0	-	-	-	1.1	1.1
2. Grade 7	0.2	0.1	0.3	0.3	-	0.4	0.4	0.1	-	0.1	0.5	-	-	-	0.3	10.0
3. Grade 8	0.4	0.5	0.1	0.4	-	1.0	0.4	0.2	-	0.3	0.5	-	-	0.3	1.2	6.2
4. Grade 9 (Freshman)	0.7	0.5	0.6	0.6	0.3	1.1	0.1	0.9	0.7	0.5	1.3	-	-	-	3.0	18.9
5. Grade 10 (Sophomore)	1.6	1.4	1.6	2.0	-	1.5	1.4	1.9	1.4	1.1	3.7	-	-	0.4	8.4	26.3
6. Grade 11 (Junior)	1.6	2.6	0.8	1.7	-	2.2	1.7	1.2	1.4	1.5	1.8	-	-	3.2	7.9	11.7
7. Grade 12 (Senior)	0.7	1.0	0.2	0.8	-	0.6	0.6	0.2	1.6	0.7	0.4	-	-	1.0	3.6	3.2
<i>Item 5610 Subject A01g</i>	<i>N</i> 2060	903	1075	1369	227	356	494	774	435	1671	335	1102	426	180	285	32

*=less than .05 percent.

MONITORING THE FUTURE

QUESTIONNAIRE FORM 3 2007	TOTAL	SEX		RACE		REGION				COLLEGE PLANS?		ILLICIT DRUG USE: LIFETIME					
		M	F	White	Black	NE	NC	S	W	Yes	No	None	Mari- juana Only	Few Pills	More Pills	Any Her- oin	
<i>N (Weighted No. of Cases):</i>	2519	1104	1262	1570	288	489	559	941	531	1923	404	1274	502	239	381	34	
<i>% of Weighted Total:</i>	100.0	43.8	50.1	62.3	11.5	19.4	22.2	37.4	21.1	76.3	16.1	50.6	19.9	9.5	15.1	1.3	
E11F: Try amphetamines																	
8. Never	94.5	94.3	95.3	93.1	99.4	93.9	94.4	94.5	95.2	95.7	89.6	100.0	100.0	96.3	65.7	10.8	
1. Grade 6 or below	0.1	0.2	-	0.1	0.3	-	0.1	0.2	-	*	0.5	-	-	-	1.0	-	
2. Grade 7	0.4	0.3	0.4	0.5	-	1.2	0.3	0.1	0.1	0.4	0.4	-	-	-	2.7	4.5	
3. Grade 8	0.6	0.7	0.4	0.7	-	0.6	0.6	0.9	0.1	0.2	2.2	-	-	0.4	2.3	14.5	
4. Grade 9 (Freshman)	1.1	1.3	0.9	1.5	-	1.3	0.4	1.5	0.8	0.9	1.6	-	-	-	5.4	30.9	
5. Grade 10 (Sophomore)	1.7	1.4	1.9	2.2	0.3	1.1	1.9	1.8	2.0	1.5	3.1	-	-	2.3	10.4	28.8	
6. Grade 11 (Junior)	1.0	1.3	0.7	1.4	-	1.0	1.2	0.8	1.3	1.0	1.3	-	-	-	8.5	7.3	
7. Grade 12 (Senior)	0.6	0.5	0.4	0.4	-	0.8	1.1	0.3	0.4	0.4	1.3	-	-	1.0	4.1	3.4	
Item 5620 Subject A01g	N	1938	863	999	1272	216	340	464	715	419	1574	310	1098	424	143	210	30
E11G: Try quaaludes																	
8. Never	98.7	98.8	99.1	98.5	99.4	98.6	98.4	98.5	99.4	99.4	96.0	100.0	100.0	99.1	96.6	63.1	
1. Grade 6 or below	0.1	0.3	-	0.2	-	0.3	-	0.1	0.2	*	0.4	-	-	0.5	0.4	2.2	
2. Grade 7	-	-	-	-	-	-	-	-	-	-	-	-	-	-	-	-	
3. Grade 8	0.2	0.2	0.2	0.2	-	0.4	0.5	0.1	-	0.1	0.7	-	-	-	0.2	8.9	
4. Grade 9 (Freshman)	0.2	0.2	0.2	0.3	-	0.2	-	0.2	0.3	0.1	0.4	-	-	-	0.4	6.1	
5. Grade 10 (Sophomore)	0.3	-	0.5	0.4	0.4	-	0.2	0.8	-	0.1	1.5	-	-	0.4	0.9	9.7	
6. Grade 11 (Junior)	0.3	0.3	*	0.3	0.3	0.4	0.4	0.2	0.1	0.2	0.8	-	-	-	1.0	6.9	
7. Grade 12 (Senior)	0.2	0.2	-	0.1	-	*	0.5	0.1	-	0.1	0.2	-	-	-	0.6	3.1	
Item 5630 Subject A01g	N	2118	930	1103	1413	229	373	504	796	445	1710	351	1105	431	204	312	32
E11H: Try sedatives/barbiturates																	
8. Never	93.9	94.4	94.1	92.3	98.8	92.9	94.3	92.3	96.9	94.9	90.9	100.0	100.0	92.1	64.7	10.1	
1. Grade 6 or below	0.6	0.8	0.5	0.7	0.5	0.2	0.5	0.7	0.8	0.4	1.5	-	-	0.7	4.3	2.8	
2. Grade 7	0.3	0.2	0.5	0.3	-	0.7	0.6	0.1	-	0.4	-	-	-	-	1.8	9.0	
3. Grade 8	0.9	0.9	0.7	1.1	0.7	1.4	1.3	1.0	0.1	0.4	2.8	-	-	0.5	4.9	19.5	
4. Grade 9 (Freshman)	1.3	1.0	1.4	1.7	-	1.0	0.9	2.0	0.8	1.2	1.6	-	-	1.0	6.9	31.2	
5. Grade 10 (Sophomore)	1.3	1.0	1.4	1.8	-	1.5	0.9	1.5	1.1	1.2	1.6	-	-	2.7	7.1	15.1	
6. Grade 11 (Junior)	1.1	1.1	1.0	1.5	-	2.1	0.7	1.5	0.1	1.1	1.3	-	-	2.4	6.8	8.4	
7. Grade 12 (Senior)	0.6	0.7	0.3	0.6	-	0.2	0.9	0.9	-	0.4	0.3	-	-	0.6	3.6	3.9	
Item 5645 Subject A01g	N	1981	865	1030	1304	221	347	472	738	424	1615	311	1102	431	156	233	26
E11I: Try tranquilizers																	
8. Never	94.4	94.8	94.5	93.3	99.7	94.6	93.5	93.2	97.5	95.3	91.1	100.0	100.0	92.2	67.8	26.8	
1. Grade 6 or below	0.4	0.2	0.5	0.3	-	-	0.5	0.7	0.1	0.3	0.9	-	-	-	2.7	5.2	
2. Grade 7	0.2	0.1	0.2	0.1	0.3	0.2	0.6	-	-	0.2	-	-	-	-	1.2	2.6	
3. Grade 8	0.4	0.3	0.3	0.4	-	1.2	0.2	0.3	-	0.2	0.9	-	-	-	1.3	10.7	
4. Grade 9 (Freshman)	1.6	1.4	1.9	2.3	-	1.8	1.3	2.3	0.7	1.4	2.5	-	-	-	10.1	33.1	
5. Grade 10 (Sophomore)	1.5	1.5	1.4	1.6	-	1.0	1.7	2.0	0.6	1.2	2.9	-	-	3.4	8.7	12.1	
6. Grade 11 (Junior)	0.7	0.7	0.7	0.9	-	0.8	1.4	0.5	0.1	0.7	0.8	-	-	2.4	3.4	6.2	
7. Grade 12 (Senior)	0.8	1.0	0.6	1.0	-	0.4	0.9	0.9	1.0	0.7	0.9	-	-	2.0	4.7	3.3	
Item 5650 Subject A01g	N	1983	859	1046	1309	226	351	475	739	418	1609	321	1100	425	162	238	25
E11J: Try cocaine																	
8. Never	93.5	94.3	93.4	93.2	99.4	91.3	94.6	93.0	95.2	94.4	90.0	100.0	100.0	91.8	69.3	12.3	
1. Grade 6 or below	0.2	0.2	0.1	0.1	-	-	-	0.6	-	0.1	0.8	-	-	-	1.4	-	
2. Grade 7	0.1	-	0.3	0.1	-	-	-	0.3	0.2	0.1	0.3	-	-	-	0.6	3.1	
3. Grade 8	0.5	0.4	0.4	0.5	0.2	0.6	0.3	0.5	0.6	0.2	1.2	-	-	-	1.3	15.2	
4. Grade 9 (Freshman)	0.9	0.9	0.9	1.1	-	1.5	0.7	0.6	0.9	0.6	2.0	-	-	-	3.3	27.9	
5. Grade 10 (Sophomore)	1.6	1.2	1.7	1.9	-	1.6	1.6	1.8	1.4	1.6	1.4	-	-	3.1	6.7	26.3	
6. Grade 11 (Junior)	2.1	2.0	2.1	1.7	0.4	3.8	1.8	2.0	1.1	1.8	3.0	-	-	3.0	11.3	12.3	
7. Grade 12 (Senior)	1.1	0.9	1.1	1.4	-	1.3	1.0	1.4	0.7	1.1	1.3	-	-	2.2	6.0	2.9	
Item 5660 Subject A01g	N	2064	908	1078	1378	221	368	494	763	440	1673	337	1094	418	196	294	29
E11K: Try heroin																	
8. Never	98.6	99.0	98.8	98.3	99.7	98.2	98.7	98.4	99.2	99.3	96.2	100.0	100.0	100.0	100.0	-	
1. Grade 6 or below	*	*	-	-	-	-	-	-	0.1	-	0.1	-	-	-	-	1.4	
2. Grade 7	0.1	-	0.1	0.1	-	-	0.2	-	-	-	0.3	-	-	-	-	4.1	
3. Grade 8	0.3	0.1	0.3	0.3	-	0.4	0.2	0.5	-	0.1	0.8	-	-	-	-	18.2	
4. Grade 9 (Freshman)	0.2	0.3	0.3	0.3	-	0.6	-	0.1	0.5	0.3	0.2	-	-	-	-	19.7	
5. Grade 10 (Sophomore)	0.5	0.4	0.3	0.6	0.3	0.1	0.5	0.8	-	0.2	1.5	-	-	-	-	34.1	
6. Grade 11 (Junior)	0.1	0.1	0.2	0.2	-	0.2	-	0.1	0.3	0.1	0.3	-	-	-	-	9.3	
7. Grade 12 (Senior)	0.2	0.2	0.1	0.2	-	0.4	0.4	0.1	-	0.1	0.5	-	-	-	-	13.3	
Item 5670 Subject A01g	N	2081	910	1093	1391	222	366	494	783	438	1685	341	1089	422	203	310	26

* = less than .05 percent.

DESCRIPTIVE RESULTS: 2007

161

QUESTIONNAIRE FORM 3 2007	TOTAL	SEX		RACE		REGION				COLLEGE PLANS?		ILLICIT DRUG USE: LIFETIME				
		M	F	White	Black	NE	NC	S	W	Yes	No	None	Mari- juana Only	Few Pills	More Pills	Any Her- oin
<i>N (Weighted No. of Cases):</i>	2519	1104	1262	1570	288	489	559	941	531	1923	404	1274	502	239	381	34
<i>% of Weighted Total:</i>	100.0	43.8	50.1	62.3	11.5	19.4	22.2	37.4	21.1	76.3	16.1	50.6	19.9	9.5	15.1	1.3
E11L: Try any narcotic other than heroin																
8. Never	94.4	94.7	94.7	92.8	99.4	92.5	94.0	95.1	95.3	95.2	91.5	100.0	100.0	91.5	65.5	14.3
1. Grade 6 or below	0.2	0.1	0.1	0.2	0.3	0.3	0.3	0.3	-	0.2	0.6	-	-	0.7	1.5	-
2. Grade 7	0.1	0.1	0.1	0.1	0.3	-	0.4	-	-	0.1	0.2	-	-	-	0.6	2.8
3. Grade 8	0.7	0.6	0.6	0.8	-	1.8	0.6	0.5	0.2	0.4	1.6	-	-	-	3.4	15.8
4. Grade 9 (Freshman)	1.0	1.3	0.9	1.3	-	1.6	1.5	0.8	0.4	0.9	1.7	-	-	1.0	5.5	27.1
5. Grade 10 (Sophomore)	1.5	0.8	1.8	1.8	-	1.8	0.9	1.6	1.6	1.3	1.7	-	-	2.6	8.6	27.7
6. Grade 11 (Junior)	1.5	1.4	1.6	2.2	-	1.5	1.3	1.2	2.1	1.3	2.5	-	-	3.5	10.1	8.6
7. Grade 12 (Senior)	0.6	1.1	0.2	0.7	-	0.5	1.1	0.6	0.4	0.7	0.3	-	-	0.7	4.7	3.6
<i>Item 5680 Subject A01g</i>	<i>N</i> 1934	834	1020	1277	215	344	452	729	408	1578	311	1099	425	143	211	23
E11M: Try inhalants																
8. Never	94.4	95.1	94.5	93.1	99.5	95.0	93.1	94.3	95.6	94.9	92.5	99.4	96.5	94.1	78.4	31.7
1. Grade 6 or below	0.5	0.5	0.5	0.6	-	-	0.3	0.9	0.6	0.4	1.4	0.1	-	-	3.3	3.9
2. Grade 7	0.6	0.3	0.8	0.8	-	0.3	1.3	0.5	0.2	0.6	0.5	0.1	0.4	0.9	2.2	4.5
3. Grade 8	0.9	1.0	0.7	1.0	0.2	1.5	1.6	0.1	1.0	0.8	0.9	0.2	0.2	0.5	3.4	11.4
4. Grade 9 (Freshman)	1.2	0.8	1.6	1.4	0.3	1.0	1.0	1.5	1.0	1.3	1.1	0.1	1.0	-	4.9	24.7
5. Grade 10 (Sophomore)	1.2	1.1	1.3	1.6	-	1.8	0.7	1.5	0.6	1.0	2.1	0.2	0.7	2.9	3.9	6.9
6. Grade 11 (Junior)	0.6	0.8	0.2	0.8	-	0.4	0.5	0.7	0.7	0.6	0.6	-	1.1	0.4	2.1	4.1
7. Grade 12 (Senior)	0.6	0.4	0.4	0.6	-	-	1.4	0.4	0.4	0.5	0.9	-	-	1.3	1.7	12.8
<i>Item 5685 Subject A01g</i>	<i>N</i> 1959	851	1036	1304	214	346	471	731	411	1602	305	1054	403	178	266	25
E11N: Smoke your first cigarette																
8. Never	57.5	56.7	58.9	53.3	79.1	55.9	50.8	56.1	68.7	59.9	47.5	85.5	28.5	35.4	18.9	6.0
1. Grade 6 or below	8.1	8.2	7.4	9.0	6.3	7.5	8.0	10.0	5.2	6.4	15.3	2.4	9.7	10.9	19.5	43.0
2. Grade 7	6.0	5.8	6.0	5.5	4.1	8.4	7.9	4.7	3.9	5.4	9.0	1.3	11.5	6.6	14.7	7.0
3. Grade 8	6.4	6.2	6.4	7.5	2.6	6.4	8.8	7.2	2.2	6.3	5.9	1.5	12.2	9.6	12.0	9.3
4. Grade 9 (Freshman)	7.3	7.9	6.8	8.2	4.3	7.6	8.6	8.3	4.0	7.2	8.4	2.2	12.1	11.4	15.8	16.8
5. Grade 10 (Sophomore)	6.2	7.1	5.6	7.0	1.3	3.9	8.0	5.3	7.4	6.1	5.2	2.8	10.6	8.8	10.1	14.9
6. Grade 11 (Junior)	4.6	4.1	4.9	5.0	2.0	6.0	4.4	5.0	2.8	4.7	4.3	2.2	9.0	8.9	4.1	-
7. Grade 12 (Senior)	4.1	3.9	4.0	4.6	0.4	4.3	3.5	3.4	5.7	4.0	4.3	2.1	6.4	8.3	5.0	3.0
<i>Item 5575 Subject A01g</i>	<i>N</i> 1933	853	1022	1318	194	334	466	714	419	1577	306	1018	386	184	293	28
E11O: Try smokeless tobacco (snuff, plug, or chewing tobacco)																
8. Never	83.7	73.0	93.1	78.9	96.9	89.3	77.1	81.3	90.9	86.0	75.3	93.4	78.5	77.3	65.5	39.0
1. Grade 6 or below	1.4	2.2	0.5	1.7	0.8	1.1	0.8	2.7	-	1.1	2.8	0.9	1.3	0.3	2.9	14.5
2. Grade 7	1.0	1.6	0.6	1.2	0.4	*	1.8	1.1	0.7	0.4	3.9	0.4	0.8	1.8	2.7	0.6
3. Grade 8	1.7	2.6	0.5	1.8	0.8	1.9	1.8	2.3	0.4	1.4	2.2	0.5	1.3	0.4	4.9	22.2
4. Grade 9 (Freshman)	3.3	5.8	1.2	4.4	-	1.1	5.8	4.0	0.9	2.8	4.3	1.4	4.7	6.1	5.0	10.2
5. Grade 10 (Sophomore)	3.4	5.9	1.3	4.5	0.5	2.1	5.4	3.2	2.3	3.2	3.9	0.8	6.9	3.9	7.2	5.4
6. Grade 11 (Junior)	3.7	6.0	1.8	5.1	0.4	2.9	5.0	3.6	2.9	3.7	3.7	1.2	4.1	7.0	9.5	5.3
7. Grade 12 (Senior)	1.9	2.9	1.1	2.3	0.3	1.6	2.3	1.8	1.9	1.5	3.9	1.3	2.5	3.1	2.2	2.8
<i>Item 5576 Subject A01g</i>	<i>N</i> 2104	923	1098	1409	225	370	503	787	444	1700	348	1095	429	202	314	29
E11P: Drink enough to feel drunk or very high																
8. Never	50.0	47.7	51.4	44.5	71.7	44.6	43.4	50.8	60.8	51.0	46.4	74.7	23.8	29.8	14.0	18.4
1. Grade 6 or below	1.6	1.9	0.9	1.6	0.7	2.2	2.0	1.9	0.2	1.2	3.5	0.2	1.5	2.6	4.4	22.6
2. Grade 7	3.2	4.1	2.4	3.5	1.8	5.1	3.5	2.0	3.1	3.0	4.5	0.5	3.4	3.7	12.5	2.1
3. Grade 8	6.1	7.3	5.1	7.4	1.8	6.8	7.4	7.2	2.1	5.7	7.3	1.2	8.3	6.4	18.7	12.3
4. Grade 9 (Freshman)	13.0	13.4	12.8	14.9	6.8	13.3	15.9	13.9	7.9	12.4	15.7	4.2	22.4	22.9	22.3	36.3
5. Grade 10 (Sophomore)	12.0	13.3	11.3	13.3	6.3	7.1	13.8	13.9	10.6	12.5	10.1	6.3	20.6	19.3	16.9	0.6
6. Grade 11 (Junior)	8.5	8.0	9.1	9.1	4.3	10.5	8.7	7.1	9.0	8.6	6.6	6.7	13.5	9.0	8.4	5.0
7. Grade 12 (Senior)	5.6	4.4	7.0	5.7	6.6	10.4	5.2	3.2	6.3	5.7	6.1	6.1	6.5	6.3	2.9	2.7
<i>Item 5585 Subject A01g</i>	<i>N</i> 2075	912	1080	1389	220	370	498	771	437	1683	338	1079	423	200	308	31
E11Q: Try "crack" cocaine, specifically																
8. Never	97.7	98.3	97.8	97.5	99.7	96.6	97.4	98.2	98.4	98.4	95.2	100.0	100.0	98.7	93.1	25.0
1. Grade 6 or below	0.1	*	-	-	-	-	-	0.1	0.1	-	0.4	-	-	-	0.4	1.2
2. Grade 7	0.1	0.1	0.2	0.1	-	0.2	-	-	0.4	0.1	-	-	-	-	0.8	-
3. Grade 8	0.3	0.1	0.4	0.4	-	0.4	0.4	0.3	0.3	0.1	1.0	-	-	-	0.8	10.8
4. Grade 9 (Freshman)	0.4	0.3	0.5	0.5	-	0.4	0.2	0.4	0.5	0.3	0.8	-	-	0.2	0.3	22.7
5. Grade 10 (Sophomore)	0.4	0.1	0.6	0.6	-	0.4	-	0.7	0.3	0.2	1.3	-	-	1.0	0.3	18.8
6. Grade 11 (Junior)	0.6	0.8	0.4	0.5	-	1.2	1.3	0.1	0.2	0.6	0.4	-	-	-	3.6	7.0
7. Grade 12 (Senior)	0.3	0.2	0.2	0.3	0.3	0.8	0.7	0.1	-	0.2	1.0	-	-	-	0.7	14.5
<i>Item 5661 Subject A01g</i>	<i>N</i> 2066	900	1086	1386	220	361	497	769	439	1678	333	1087	422	196	299	28

*=less than .05 percent.

QUESTIONNAIRE FORM 4 2007	TOTAL	SEX		RACE		REGION				COLLEGE PLANS?		ILLICIT DRUG USE: LIFETIME				
		M	F	White	Black	NE	NC	S	W	Yes	No	None	Mari- juana Only	Few Pills	More Pills	Any Her- oin
<i>N (Weighted No. of Cases):</i>	2518	1078	1270	1521	295	476	564	941	538	1942	405	1314	529	203	365	26
<i>% of Weighted Total:</i>	100.0	42.8	50.4	60.4	11.7	18.9	22.4	37.4	21.4	77.1	16.1	52.2	21.0	8.1	14.5	1.0
A01: Taking all things together, how would you say things are these days—would you say you're very happy, pretty happy, or not too happy these days?																
3. Very happy	26.0	28.5	24.5	30.1	14.1	24.3	23.7	26.5	29.3	27.6	21.3	29.4	26.2	20.2	19.2	17.2
2. Pretty happy	62.1	61.2	62.8	62.0	67.9	63.6	64.3	60.5	61.1	61.3	66.0	60.6	63.4	69.5	62.0	57.3
1. Not too happy	11.9	10.3	12.7	7.9	18.0	12.1	12.1	13.0	9.6	11.1	12.7	10.0	10.4	10.3	18.8	25.5
<i>Item 1190 Subject P01, Q01</i>	<i>N</i> 2503	1072	1269	1517	293	472	562	931	537	1937	403	1311	527	203	363	26
A02: Looking ahead to the next five years, do you think that things in this country will get better or worse?																
1. Get much better	3.4	4.1	2.5	2.6	6.1	4.3	3.2	3.2	3.0	3.1	4.0	4.1	2.7	3.2	2.0	-
2. Get somewhat better	26.7	29.6	24.1	24.2	32.5	26.1	27.9	27.3	24.7	27.5	23.1	28.4	26.5	22.5	21.8	19.7
3. Stay about the same	29.9	28.3	31.1	32.4	20.1	29.3	30.7	28.6	31.7	30.3	29.5	30.4	32.0	31.6	25.0	21.1
4. Get somewhat worse	31.4	28.9	33.8	32.5	29.8	31.4	31.7	32.1	29.9	30.6	34.8	29.3	32.0	32.7	37.9	35.1
5. Get much worse	8.7	9.1	8.4	8.2	11.5	8.9	6.6	8.8	10.6	8.4	8.7	7.8	6.9	9.9	13.4	24.1
<i>Item 9940 Subject I01</i>	<i>N</i> 2498	1069	1268	1512	295	471	561	931	536	1933	403	1307	527	202	363	26
A03: Looking ahead to the next five years, do you think that things in the rest of the world will get better or worse?																
1. Get much better	2.1	2.9	1.5	1.4	2.2	1.7	2.3	2.9	0.9	2.0	3.1	2.6	2.1	0.8	1.3	-
2. Get somewhat better	18.8	18.9	18.6	16.4	26.6	14.8	16.0	20.3	22.7	19.7	13.3	19.5	20.1	19.5	13.4	9.5
3. Stay about the same	29.2	32.1	26.7	31.3	23.6	31.7	32.8	26.3	28.2	29.8	29.2	30.6	29.8	25.7	26.6	25.6
4. Get somewhat worse	37.8	34.7	40.7	39.8	32.4	40.5	38.6	37.5	34.9	37.1	42.1	35.8	37.2	44.4	42.4	50.5
5. Get much worse	12.1	11.4	12.5	11.1	15.2	11.3	10.3	12.8	13.2	11.5	12.2	11.5	10.8	9.5	16.2	14.4
<i>Item 9950 Subject I01</i>	<i>N</i> 2495	1066	1268	1515	292	470	560	930	535	1935	400	1306	526	203	363	26
A04: How do you think your own life will go in the next five years—do you think it will get better or worse?																
1. Get much better	47.5	45.7	48.4	44.2	61.6	43.6	45.7	51.4	45.8	48.2	42.4	48.2	47.2	43.7	45.4	36.7
2. Get somewhat better	42.9	42.9	43.3	45.5	32.8	47.2	42.4	39.5	45.5	42.8	46.0	41.9	46.1	46.4	41.4	52.3
3. Stay about the same	7.7	8.9	6.7	8.5	4.7	6.9	9.3	7.2	7.4	7.6	7.2	7.7	5.8	8.5	10.6	5.6
4. Get somewhat worse	1.5	2.0	1.2	1.4	0.5	1.8	1.8	1.4	1.3	1.1	2.7	1.8	0.8	1.4	1.2	2.4
5. Get much worse	0.5	0.5	0.5	0.4	0.4	0.3	0.8	0.5	0.1	0.2	1.7	0.4	-	-	1.4	3.0
<i>Item 9960 Subject I01</i>	<i>N</i> 2499	1071	1268	1516	295	472	561	931	535	1936	403	1309	526	203	363	26
A05: Some people think a lot about the social problems of the nation and the world, and about how they might be solved. Others spend little time thinking about these issues. How much do you think about such things?																
1. Never	4.3	5.5	3.1	3.9	5.3	4.5	4.3	3.9	4.9	4.0	5.5	2.8	7.2	3.6	5.6	12.5
2. Seldom	22.4	23.0	21.1	24.8	20.7	19.6	25.8	22.6	21.0	22.3	24.0	21.6	23.8	22.2	23.0	31.4
3. Sometimes	45.2	41.4	49.2	44.8	47.4	46.0	42.8	46.1	45.5	44.5	47.8	46.6	45.5	45.2	38.6	22.6
4. Quite often	22.0	23.0	21.1	20.7	18.7	21.9	21.9	21.1	23.7	23.1	18.0	23.2	17.7	25.9	24.1	16.8
5. A great deal	6.1	7.1	5.5	5.7	7.9	8.1	5.3	6.3	4.9	6.1	4.8	5.9	5.9	3.0	8.7	16.8
<i>Item 6880 Subject J, Q08</i>	<i>N</i> 2495	1068	1267	1514	293	472	561	928	534	1935	403	1309	525	203	363	26
A06: These questions are about pollution and the environment. Please mark the circle that shows how much you agree or disagree with each statement below.																
A06A: In general, pollution has increased in the U.S. in the last ten years																
1. Disagree	1.9	2.7	1.1	1.9	2.1	2.7	2.3	2.0	0.7	1.9	1.7	2.1	1.6	1.6	1.8	6.6
2. Mostly disagree	4.4	6.2	2.9	4.4	4.8	3.1	4.8	4.8	4.2	4.4	3.7	4.2	4.1	5.0	4.7	-
3. Neither	7.9	10.8	5.3	7.7	6.8	5.3	9.2	8.7	7.4	6.8	12.6	8.0	7.4	8.2	6.8	12.6
4. Mostly agree	32.4	32.6	33.2	33.5	27.9	29.5	37.4	29.4	34.8	33.4	30.7	33.7	34.8	26.6	28.9	29.2
5. Agree	53.4	47.7	57.6	52.4	58.4	59.4	46.2	55.0	52.8	53.5	51.3	51.9	52.1	58.6	57.9	51.6
<i>Item 9970 Subject F04</i>	<i>N</i> 2497	1072	1264	1516	293	474	562	929	532	1935	403	1311	525	203	363	26

DESCRIPTIVE RESULTS: 2007

163

QUESTIONNAIRE FORM 4 2007	TOTAL	SEX		RACE		REGION				COLLEGE PLANS?		ILLICIT DRUG USE: LIFETIME				
		M	F	White	Black	NE	NC	S	W	Yes	No	None	Mari- juana Only	Few Pills	More Pills	Any Her- oin
<i>N (Weighted No. of Cases):</i>	2518	1078	1270	1521	295	476	564	941	538	1942	405	1314	529	203	365	26
<i>% of Weighted Total:</i>	100.0	42.8	50.4	60.4	11.7	18.9	22.4	37.4	21.4	77.1	16.1	52.2	21.0	8.1	14.5	1.0
A06B: The dangers of pollution are not really as great as government, the media, and environmental groups would like us to believe																
1. Disagree	32.2	27.7	36.0	32.4	35.2	39.2	30.3	31.3	29.3	32.9	27.7	30.4	31.9	35.0	37.5	40.0
2. Mostly disagree	23.1	22.8	23.5	26.2	18.4	24.4	25.3	20.1	24.7	23.4	23.0	22.8	22.5	25.2	23.3	29.3
3. Neither	17.5	20.5	15.1	15.5	16.6	13.6	17.8	19.6	17.1	16.8	20.7	18.4	17.3	17.1	15.0	13.7
4. Mostly agree	17.9	18.4	16.7	17.4	19.0	13.1	18.3	19.6	18.6	17.4	19.2	18.6	17.6	14.2	16.2	10.2
5. Agree	9.4	10.5	8.7	8.5	10.8	9.8	8.4	9.4	10.2	9.5	9.3	9.7	10.6	8.5	8.0	6.9
<i>Item 9980 Subject F04</i>	<i>N</i> 2484	1068	1256	1512	289	472	559	926	528	1926	400	1300	526	202	362	26
A06C: America needs growth to survive, and that is going to require some increase in pollution																
1. Disagree	33.6	30.0	35.7	32.4	35.8	40.5	27.9	34.5	32.1	32.3	37.0	30.8	34.5	33.1	41.0	36.1
2. Mostly disagree	22.0	23.2	22.1	23.2	19.5	21.7	23.8	21.9	20.4	23.2	16.4	23.5	22.5	22.4	18.3	16.0
3. Neither	20.3	21.1	19.8	20.5	18.6	17.0	23.7	18.3	23.1	20.7	20.7	20.9	19.2	21.6	17.3	18.7
4. Mostly agree	15.9	17.5	15.0	16.1	15.1	13.5	17.9	15.2	17.2	16.1	16.9	16.5	15.1	13.8	15.6	19.9
5. Agree	8.2	8.2	7.4	7.7	10.9	7.3	6.7	10.1	7.2	7.7	9.1	8.3	8.7	9.1	7.8	9.3
<i>Item 9990 Subject F04</i>	<i>N</i> 2476	1060	1256	1501	294	470	558	919	530	1921	399	1295	525	200	360	26
A06D: People will have to change their buying habits and way of life to correct our environmental problems																
1. Disagree	7.1	7.5	5.9	6.8	6.9	6.6	6.0	7.8	7.2	6.3	9.8	5.6	7.2	6.7	10.4	11.4
2. Mostly disagree	9.9	11.9	8.2	10.3	8.1	9.1	10.6	9.9	9.6	9.3	10.9	10.5	8.2	9.9	9.9	6.5
3. Neither	16.4	18.5	14.9	15.2	17.4	11.4	17.8	16.5	19.2	16.0	19.8	16.9	18.6	10.3	16.9	3.1
4. Mostly agree	33.6	33.3	34.5	36.8	27.9	31.9	38.4	33.3	30.7	35.2	28.9	33.8	32.2	34.3	32.9	45.6
5. Agree	33.1	28.9	36.5	30.9	39.7	40.9	27.2	32.4	33.3	33.3	30.6	33.3	33.8	38.8	29.8	33.5
<i>Item 10000 Subject F04</i>	<i>N</i> 2472	1060	1253	1496	291	471	554	919	529	1917	397	1294	521	199	362	26
A06E: Government should take action to solve our environmental problems even if it means that some of the products we now use would have to be changed or banned																
1. Disagree	8.0	10.1	5.6	8.1	13.4	5.7	8.3	9.1	7.8	7.0	9.7	6.7	6.8	7.9	13.3	5.6
2. Mostly disagree	10.7	13.0	9.2	12.6	5.8	8.9	9.2	11.1	13.3	10.9	10.5	11.1	9.5	12.5	10.1	14.3
3. Neither	19.1	20.2	17.4	18.1	18.0	13.9	21.8	18.7	21.9	18.8	20.8	17.7	24.9	13.0	19.2	18.6
4. Mostly agree	33.8	32.3	36.0	34.1	35.4	36.5	33.5	34.6	30.2	34.5	31.9	35.6	31.1	34.0	32.5	24.6
5. Agree	28.4	24.4	31.8	27.0	27.4	35.0	27.2	26.6	26.8	28.9	27.2	28.9	27.8	32.6	24.9	37.0
<i>Item 10010 Subject F04, H02</i>	<i>N</i> 2486	1069	1258	1510	291	471	560	926	528	1927	401	1308	524	200	358	26
A06F: Government should place higher taxes on products which cause pollution in their manufacture or disposal, so that companies will be encouraged to find better ways to produce them																
1. Disagree	18.1	20.1	15.7	17.2	24.5	16.6	17.2	19.8	17.4	16.9	22.6	16.6	20.2	14.1	22.4	13.2
2. Mostly disagree	13.7	15.4	12.4	13.9	16.2	12.4	14.7	14.3	12.9	13.2	17.5	14.2	11.9	14.1	13.7	6.4
3. Neither	19.3	18.6	19.4	19.1	16.4	14.7	18.4	21.2	21.1	18.2	23.8	19.9	16.3	16.8	19.4	27.3
4. Mostly agree	25.4	23.6	27.5	26.3	20.4	24.0	27.2	24.8	25.8	26.7	20.1	25.0	27.6	31.4	23.1	31.6
5. Agree	23.5	22.4	24.9	23.5	22.5	32.4	22.4	19.9	22.9	24.9	16.1	24.3	24.0	23.6	21.4	21.5
<i>Item 10020 Subject F04, H02</i>	<i>N</i> 2485	1066	1258	1515	290	473	559	925	528	1927	402	1300	525	202	362	26
A06G: I wish that government would ban throwaway bottles and beverage cans																
1. Disagree	32.5	35.8	29.3	32.9	38.7	28.7	35.2	33.3	31.9	32.4	33.7	30.6	31.2	27.6	43.5	34.9
2. Mostly disagree	15.2	15.5	15.8	17.2	12.9	14.5	14.4	15.9	15.5	16.0	13.7	15.8	14.3	20.1	13.7	2.5
3. Neither	34.1	34.0	34.7	31.9	33.6	34.7	31.9	34.1	36.0	33.6	35.7	35.5	34.1	37.1	25.8	49.3
4. Mostly agree	10.8	8.7	12.3	11.6	7.4	12.7	11.5	10.2	9.3	11.0	10.6	10.4	11.5	11.4	11.1	4.3
5. Agree	7.4	6.0	7.9	6.4	7.4	9.4	7.1	6.5	7.4	7.0	6.3	7.7	8.8	3.7	6.1	8.9
<i>Item 10030 Subject F04, H02</i>	<i>N</i> 2469	1056	1256	1501	292	470	552	918	529	1921	393	1294	525	198	358	25

MONITORING THE FUTURE

QUESTIONNAIRE FORM 4 2007	TOTAL	SEX		RACE		REGION				COLLEGE PLANS?		ILLCIT DRUG USE: LIFETIME				
		M	F	White	Black	NE	NC	S	W	Yes	No	None	Mari- juana Only	Few Pills	More Pills	Any Her- oin
<i>N (Weighted No. of Cases):</i>	2518	1078	1270	1521	295	476	564	941	538	1942	405	1314	529	203	365	26
<i>% of Weighted Total:</i>	100.0	42.8	50.4	60.4	11.7	18.9	22.4	37.4	21.4	77.1	16.1	52.2	21.0	8.1	14.5	1.0
A06H: T.V. commercials stimulate people to buy a lot of things they don't really need																
1. Disagree	3.2	4.3	2.3	3.0	4.1	1.9	3.2	4.6	2.1	2.3	6.4	3.3	2.5	3.5	4.4	-
2. Mostly disagree	4.8	5.6	3.9	4.9	3.8	5.0	5.3	4.7	4.3	4.1	7.1	4.7	3.7	5.3	5.7	11.3
3. Neither	9.9	11.4	8.4	8.8	15.0	7.9	11.9	10.5	8.6	9.5	11.9	10.2	11.0	8.2	8.0	7.9
4. Mostly agree	30.6	33.3	28.4	33.2	22.8	28.9	31.7	29.1	33.4	31.6	27.0	29.1	29.4	36.6	33.9	38.9
5. Agree	51.5	45.3	57.0	50.1	54.3	56.4	47.9	51.0	51.7	52.5	47.6	52.9	53.4	46.5	48.0	41.8
<i>Item 10040 Subject F02</i>	<i>N</i> 2477	1065	1253	1510	286	469	557	921	530	1919	403	1297	524	201	361	25
A06I: T.V. commercials do a lot of good by showing new products that we might not know about otherwise																
1. Disagree	7.6	6.5	8.5	7.9	6.6	7.9	6.5	7.7	8.1	7.3	9.5	7.5	6.3	5.8	10.2	20.8
2. Mostly disagree	11.5	11.6	11.5	13.8	6.3	13.5	12.5	10.6	10.2	11.4	12.6	12.7	8.1	10.8	13.5	10.4
3. Neither	26.0	25.0	27.3	26.5	18.9	27.1	27.0	23.1	29.2	27.1	24.3	26.6	28.2	26.9	21.7	15.6
4. Mostly agree	34.3	36.3	32.7	34.8	32.5	29.7	34.9	35.4	35.6	34.3	34.9	33.8	31.4	41.7	36.0	29.1
5. Agree	20.6	20.6	20.0	17.0	35.7	21.7	19.1	23.1	16.9	19.9	18.7	19.4	26.0	14.8	18.6	24.1
<i>Item 10050 Subject F02</i>	<i>N</i> 2483	1062	1261	1509	293	472	558	923	529	1928	397	1298	527	199	362	26
A06J: My family and I often buy things we don't really need; we could get along with much less																
1. Disagree	12.3	12.1	11.3	10.2	19.6	15.7	10.3	10.9	13.8	12.2	12.7	13.0	11.2	10.9	11.4	7.7
2. Mostly disagree	14.3	12.7	15.9	13.7	16.5	17.5	14.9	12.5	13.8	14.1	15.7	15.0	14.3	10.3	12.6	22.7
3. Neither	19.0	23.5	14.8	17.8	18.1	17.8	17.9	17.8	23.2	18.4	19.1	18.3	21.1	16.6	18.4	14.3
4. Mostly agree	30.4	29.2	32.9	34.0	22.6	27.1	34.4	29.1	31.3	31.2	29.2	30.6	28.6	42.9	27.4	34.0
5. Agree	24.0	22.5	25.0	24.3	23.3	21.7	22.5	29.6	17.9	24.1	23.2	23.1	24.9	19.3	30.2	21.3
<i>Item 10060 Subject F01</i>	<i>N</i> 2483	1066	1257	1509	290	471	555	925	532	1922	403	1301	526	201	361	26
A06K: Within the next 25 years, engineers and scientists will probably have invented devices that will solve our pollution problems																
1. Disagree	7.9	9.1	6.5	7.7	7.8	9.9	8.5	7.0	7.3	7.3	10.7	8.3	6.8	7.5	8.6	18.2
2. Mostly disagree	12.8	13.4	12.5	15.0	8.3	12.3	13.6	10.6	16.0	11.9	15.1	13.2	10.0	10.3	15.5	22.7
3. Neither	25.9	23.9	27.1	27.5	18.7	21.6	25.7	29.1	24.5	26.0	26.6	23.9	26.4	27.4	30.0	23.0
4. Mostly agree	36.7	35.1	38.7	38.2	33.9	36.5	37.2	34.5	40.0	37.9	31.5	37.5	38.6	38.5	31.8	23.4
5. Agree	16.7	18.5	15.3	11.5	31.4	19.6	14.9	18.7	12.3	16.9	16.1	17.2	18.3	16.3	14.1	12.7
<i>Item 10070 Subject F04</i>	<i>N</i> 2488	1070	1258	1510	291	473	558	924	532	1934	402	1302	526	203	362	26
A07: In your own actions—the things you buy and the things you do—how much of an effort do you make to conserve energy and protect the environment?																
1. None	15.2	19.1	11.0	14.1	21.3	14.1	15.6	16.0	14.2	13.8	19.1	12.5	17.8	14.7	18.9	27.1
2. A little	32.9	32.4	33.2	34.6	32.9	32.2	34.8	31.8	33.3	34.0	27.7	31.5	36.5	32.2	34.8	16.8
3. Some	42.9	40.5	45.8	43.8	35.9	44.8	43.2	42.2	41.9	42.6	47.0	46.3	38.1	44.0	36.8	49.5
4. Quite a bit	9.1	8.0	10.0	7.5	9.9	8.9	6.3	10.0	10.6	9.5	6.1	9.6	7.5	9.1	9.5	6.7
<i>Item 10080 Subject F04</i>	<i>N</i> 2408	1027	1234	1471	287	455	548	893	511	1884	381	1270	508	199	349	26
The next questions are about work.																
A08: Different people may look for different things in their work. Below is a list of some of these things. Please read each one, then indicate how important this thing is for you.																
A08A: A job where you can see the results of what you do																
1. Not important	1.7	2.4	1.1	1.6	1.4	1.3	1.7	2.2	1.2	1.3	3.4	1.8	1.0	0.8	2.5	7.5
2. A little important	10.0	12.4	7.7	10.7	11.1	8.8	11.8	9.1	10.6	9.4	12.2	9.7	11.6	8.8	9.7	6.6
3. Pretty important	40.4	41.2	40.6	42.7	33.4	36.6	47.8	37.3	41.4	39.9	43.6	39.8	39.9	44.1	41.2	51.3
4. Very important	47.9	44.0	50.6	45.0	54.1	53.3	38.7	51.4	46.9	49.4	40.8	48.8	47.6	46.3	46.6	34.7
<i>Item 10090 Subject C04</i>	<i>N</i> 2489	1069	1266	1508	295	471	559	926	534	1931	404	1307	526	203	359	26

DESCRIPTIVE RESULTS: 2007

165

QUESTIONNAIRE FORM 4 2007	TOTAL	SEX		RACE		REGION				COLLEGE PLANS?		ILLICIT DRUG USE: LIFETIME				
		M	F	White	Black	NE	NC	S	W	Yes	No	None	Mari- juana Only	Few Pills	More Pills	Any Her- oin
<i>N (Weighted No. of Cases):</i>	2518	1078	1270	1521	295	476	564	941	538	1942	405	1314	529	203	365	26
<i>% of Weighted Total:</i>	100.0	42.8	50.4	60.4	11.7	18.9	22.4	37.4	21.4	77.1	16.1	52.2	21.0	8.1	14.5	1.0
A08B: A job that has high status and prestige																
1. Not important	9.7	8.5	10.9	10.8	5.9	11.0	9.4	9.2	9.7	9.4	10.6	9.7	9.8	4.8	11.4	12.6
2. A little important	27.3	25.7	29.2	31.9	20.8	24.7	28.3	26.6	29.6	27.2	30.9	28.2	22.9	34.7	27.9	24.2
3. Pretty important	36.9	36.9	37.1	36.6	37.7	39.2	39.3	33.8	37.8	37.7	33.4	36.3	40.1	35.4	36.3	30.8
4. Very important	26.1	28.9	22.9	20.6	35.5	25.1	23.0	30.4	22.9	25.7	25.0	25.8	27.2	25.1	24.4	32.4
<i>Item 10100 Subject C04</i>	<i>N</i> 2482	1068	1260	1503	294	468	556	924	533	1928	403	1303	524	203	359	26
A08C: A job which is interesting to do																
1. Not important	0.4	0.4	0.1	0.2	1.1	0.2	0.6	0.6	-	0.2	1.4	0.4	-	-	0.8	2.4
2. A little important	3.2	3.2	2.8	2.5	6.1	3.6	3.2	3.0	3.2	2.2	6.7	3.8	2.1	2.1	1.4	16.9
3. Pretty important	15.8	18.3	13.2	15.8	14.6	15.5	18.5	13.8	16.5	14.8	18.1	15.8	14.9	16.0	15.4	5.0
4. Very important	80.6	78.1	83.9	81.5	78.3	80.7	77.7	82.6	80.3	82.8	73.9	80.0	83.0	81.9	82.4	75.6
<i>Item 10110 Subject C04</i>	<i>N</i> 2476	1066	1256	1502	293	471	554	921	531	1923	399	1298	526	202	357	26
A08D: A job where the chances for advancement and promotion are good																
1. Not important	2.0	1.8	2.2	1.6	1.9	1.1	2.3	2.3	1.9	1.8	2.7	2.2	1.5	1.7	2.2	2.4
2. A little important	10.0	8.2	11.3	11.0	8.1	10.8	9.0	9.0	12.1	9.4	12.1	11.7	6.7	7.8	7.7	8.5
3. Pretty important	30.6	30.7	31.5	33.0	26.8	29.5	37.3	28.8	27.4	31.0	31.1	31.2	29.3	34.9	31.0	34.4
4. Very important	57.5	59.3	55.0	54.4	63.2	58.6	51.4	59.9	58.5	57.8	54.1	55.0	62.5	55.6	59.1	54.6
<i>Item 10120 Subject C04</i>	<i>N</i> 2483	1067	1263	1506	293	471	558	923	531	1929	404	1304	526	203	358	26
A08E: A job that gives you an opportunity to be directly helpful to others																
1. Not important	3.2	5.5	1.3	3.6	2.6	3.0	2.8	3.6	3.3	3.1	4.0	3.0	1.6	5.0	5.3	7.5
2. A little important	13.5	17.7	9.8	15.6	9.6	12.8	13.8	14.4	12.1	13.0	16.6	11.5	14.4	19.4	16.7	12.0
3. Pretty important	34.6	37.7	32.0	36.0	31.0	33.9	38.8	30.9	37.1	33.7	39.2	33.8	36.1	36.8	33.0	36.1
4. Very important	48.7	39.0	56.9	44.8	56.8	50.2	44.7	51.1	47.6	50.2	40.2	51.7	47.9	38.8	45.1	44.5
<i>Item 10130 Subject C04, O01</i>	<i>N</i> 2485	1067	1266	1506	294	471	557	923	534	1931	403	1307	526	203	358	26
A08F: A job which provides you with a chance to earn a good deal of money																
1. Not important	2.2	1.8	2.5	2.5	1.0	1.7	1.9	2.3	2.7	2.1	2.7	2.4	1.8	0.8	2.2	2.4
2. A little important	9.7	8.4	10.6	11.3	2.6	8.3	9.2	11.0	9.1	10.1	7.2	11.1	6.2	10.9	8.4	12.2
3. Pretty important	32.3	27.8	36.2	35.9	25.7	32.4	33.9	28.1	37.8	33.7	28.2	34.3	31.8	30.1	28.4	25.6
4. Very important	55.8	61.9	50.7	50.2	70.7	57.5	55.0	58.6	50.5	54.1	61.9	52.1	60.3	58.2	61.0	59.9
<i>Item 10140 Subject C04, F01</i>	<i>N</i> 2480	1066	1262	1505	291	471	557	921	531	1927	402	1304	524	203	357	26
A08G: A job where you have the chance to be creative																
1. Not important	5.1	6.8	3.7	5.8	5.8	5.1	7.8	4.8	2.5	4.9	6.4	5.0	5.9	4.4	4.7	8.0
2. A little important	21.1	23.1	20.1	22.7	21.0	21.7	22.6	19.1	22.6	20.6	24.4	21.0	22.4	17.8	21.5	22.4
3. Pretty important	30.4	30.4	30.1	30.6	28.7	30.1	33.6	29.9	28.3	30.8	29.3	31.2	31.5	29.5	26.5	12.2
4. Very important	43.4	39.7	46.1	41.0	44.5	43.1	36.1	46.1	46.6	43.7	39.9	42.7	40.3	48.3	47.2	57.5
<i>Item 10150 Subject C04</i>	<i>N</i> 2481	1068	1263	1507	294	469	557	923	533	1929	402	1306	525	203	358	26
A08H: A job where the skills you learn will not go out of date																
1. Not important	4.6	4.5	4.3	5.6	2.4	5.2	5.4	3.9	4.2	4.7	3.6	5.0	4.5	5.1	2.9	2.4
2. A little important	14.7	15.0	14.8	15.6	12.1	13.5	18.3	13.9	13.1	15.1	12.7	15.8	11.7	16.1	15.4	5.5
3. Pretty important	35.4	36.1	35.9	37.3	29.2	38.6	38.5	31.7	35.8	35.1	37.3	34.4	35.0	36.2	35.9	49.4
4. Very important	45.4	44.3	45.0	41.6	56.4	42.6	37.7	50.4	46.9	45.2	46.4	44.9	48.8	42.7	45.9	42.6
<i>Item 10160 Subject C04</i>	<i>N</i> 2480	1064	1263	1507	293	471	556	920	533	1926	402	1304	526	203	355	26
A08I: A job that gives you a chance to make friends																
1. Not important	5.1	5.0	4.8	3.6	12.0	6.5	4.0	5.8	3.7	5.0	4.2	4.8	4.5	5.0	4.6	17.6
2. A little important	18.9	19.4	18.3	16.9	26.4	20.2	19.7	16.7	20.8	18.0	19.3	19.1	17.8	20.4	18.3	8.7
3. Pretty important	35.6	37.0	34.6	38.1	26.5	37.8	37.7	34.8	32.8	36.0	37.5	35.4	34.1	39.7	36.0	48.5
4. Very important	40.4	38.6	42.2	41.4	35.1	35.5	38.6	42.7	42.8	41.1	38.9	40.8	43.6	34.8	41.2	25.3
<i>Item 10170 Subject C04, M04</i>	<i>N</i> 2480	1065	1265	1506	294	469	556	923	533	1929	403	1305	526	203	358	26

QUESTIONNAIRE FORM 4 2007	TOTAL	SEX		RACE		REGION				COLLEGE PLANS?		ILLICIT DRUG USE: LIFETIME				
		M	F	White	Black	NE	NC	S	W	Yes	No	None	Mari- juana Only	Few Pills	More Pills	Any Her- oin
<i>N (Weighted No. of Cases):</i>	2518	1078	1270	1521	295	476	564	941	538	1942	405	1314	529	203	365	26
<i>% of Weighted Total:</i>	100.0	42.8	50.4	60.4	11.7	18.9	22.4	37.4	21.4	77.1	16.1	52.2	21.0	8.1	14.5	1.0
A08J: A job which uses your skills and abilities—lets you do the things you can do best																
1. Not important	0.6	0.6	0.6	0.4	0.3	0.8	0.5	1.0	0.1	0.3	2.2	0.8	0.3	0.5	0.3	2.4
2. A little important	4.2	6.2	2.4	4.8	3.5	3.1	5.6	4.5	3.1	3.4	7.5	3.5	5.1	3.5	4.8	5.0
3. Pretty important	26.2	28.1	24.9	27.9	22.6	22.6	31.2	25.0	26.0	25.5	28.1	25.3	29.2	24.3	25.6	32.4
4. Very important	69.0	65.1	72.0	67.0	73.5	73.5	62.7	69.6	70.7	70.9	62.1	70.3	65.4	71.7	69.3	60.2
<i>Item 10180 Subject C04</i>	<i>N</i> 2485	1070	1266	1508	295	468	559	924	534	1933	403	1309	526	203	358	26
A08K: A job that is worthwhile to society																
1. Not important	4.3	5.6	3.2	4.1	3.9	3.4	4.0	4.8	4.4	3.8	6.3	3.4	4.1	4.8	6.7	13.5
2. A little important	15.1	18.6	12.3	16.3	13.2	13.5	14.1	16.0	15.9	13.9	19.7	15.2	11.6	15.4	19.6	16.9
3. Pretty important	34.7	36.8	32.9	34.9	31.2	35.1	39.2	32.6	33.5	34.7	34.5	35.1	34.4	34.0	33.7	30.7
4. Very important	45.9	39.0	51.6	44.7	51.7	47.9	42.6	46.6	46.2	47.6	39.5	46.3	49.9	45.8	40.1	38.9
<i>Item 10190 Subject C04, O01</i>	<i>N</i> 2458	1056	1256	1500	286	464	553	911	530	1913	399	1293	522	202	357	26
A08L: A job where you have more than two weeks vacation																
1. Not important	12.6	10.8	14.1	14.2	11.3	13.3	17.4	11.7	8.6	12.6	13.3	13.0	12.1	12.9	11.1	27.3
2. A little important	29.3	27.0	31.7	29.1	29.5	29.0	31.7	29.8	26.1	28.9	30.1	30.1	25.2	29.4	30.7	22.1
3. Pretty important	27.5	27.2	27.5	27.6	28.3	27.0	24.3	26.5	32.9	27.8	26.2	29.2	28.4	24.5	22.1	24.9
4. Very important	30.6	35.0	26.7	29.1	30.9	30.6	26.6	32.0	32.4	30.7	30.4	27.7	34.3	33.3	36.1	25.7
<i>Item 10200 Subject C04</i>	<i>N</i> 2481	1065	1265	1505	294	471	556	921	533	1929	403	1303	526	203	358	26
A08M: A job where you get a chance to participate in decision making																
1. Not important	3.6	3.4	3.8	3.7	3.0	4.5	3.8	3.6	2.6	2.9	5.8	3.1	4.5	1.6	4.8	3.9
2. A little important	19.2	20.8	18.5	21.5	15.1	16.8	23.7	18.1	18.6	17.8	25.8	20.0	16.2	19.3	18.6	32.1
3. Pretty important	42.6	41.9	43.5	44.8	40.3	43.8	42.6	41.5	43.5	44.3	35.1	41.4	43.6	48.6	45.5	16.3
4. Very important	34.5	33.9	34.1	30.0	41.6	34.9	29.9	36.8	35.3	34.9	33.3	35.5	35.7	30.6	31.1	47.7
<i>Item 10210 Subject C04</i>	<i>N</i> 2482	1069	1264	1508	294	468	559	921	534	1931	404	1307	526	203	358	26
A08N: A job which leaves a lot of time for other things in your life																
1. Not important	2.0	2.2	1.9	1.7	2.9	1.8	1.9	2.1	2.1	1.8	3.2	2.5	1.6	0.7	1.2	2.4
2. A little important	15.1	12.7	16.7	16.5	13.4	15.0	16.3	14.3	15.2	15.1	15.6	16.0	11.9	16.4	12.9	28.3
3. Pretty important	37.6	36.7	39.2	38.3	34.9	40.0	41.7	34.5	36.3	38.0	38.2	38.9	36.2	39.1	36.5	31.4
4. Very important	45.3	48.4	42.1	43.5	48.8	43.2	40.1	49.1	46.3	45.1	43.0	42.6	50.3	43.9	49.5	37.9
<i>Item 10220 Subject C04</i>	<i>N</i> 2471	1057	1262	1495	294	469	557	916	529	1920	399	1299	522	203	357	26
A08O: A job which allows you to establish roots in a community and not have to move from place to place																
1. Not important	8.2	7.5	8.9	7.9	5.4	8.0	8.6	8.8	7.0	8.7	7.2	8.1	6.1	8.3	10.0	11.6
2. A little important	17.7	19.6	15.9	17.4	17.1	19.2	17.8	18.6	14.6	18.2	15.3	17.9	17.1	21.4	14.6	23.6
3. Pretty important	33.1	34.9	32.4	35.3	33.6	35.1	33.2	31.8	33.5	33.1	34.7	32.5	33.8	33.1	36.9	28.5
4. Very important	41.0	38.0	42.8	39.4	43.9	37.7	40.4	40.8	44.9	40.0	42.7	41.4	43.1	37.2	38.6	36.3
<i>Item 10230 Subject C04</i>	<i>N</i> 2483	1068	1265	1508	294	470	559	923	532	1930	404	1308	526	203	357	26
A08P: A job which leaves you mostly free of supervision by others																
1. Not important	9.3	8.5	9.5	9.3	11.3	8.8	8.6	10.4	8.7	9.3	8.6	10.2	7.1	7.3	9.5	7.5
2. A little important	28.3	25.2	31.4	28.9	25.0	29.7	29.9	25.9	29.6	29.7	22.7	31.1	26.4	31.5	20.8	22.9
3. Pretty important	36.2	37.4	35.5	37.9	30.5	35.5	35.9	35.4	38.6	35.7	41.1	35.7	36.2	37.3	37.9	31.3
4. Very important	26.2	29.0	23.6	23.9	33.2	26.0	25.7	28.3	23.1	25.3	27.7	23.0	30.2	23.9	31.8	38.3
<i>Item 10240 Subject C04</i>	<i>N</i> 2481	1066	1264	1507	293	470	557	923	531	1929	402	1306	526	203	356	26
A08Q: A job that offers a reasonably predictable, secure future																
1. Not important	2.3	2.4	2.0	1.8	2.2	1.8	1.9	3.2	1.5	2.0	2.8	1.7	3.4	0.8	3.8	3.9
2. A little important	8.7	9.5	8.2	8.8	8.5	7.7	9.1	8.4	9.8	8.1	11.2	8.7	7.6	9.7	8.3	18.3
3. Pretty important	33.6	33.6	34.0	36.8	31.6	35.0	42.4	28.9	31.4	34.1	32.5	33.1	34.9	34.4	32.9	34.9
4. Very important	55.4	54.5	55.8	52.6	57.7	55.5	46.7	59.5	57.3	55.8	53.6	56.6	54.1	55.1	55.0	42.8
<i>Item 10250 Subject C04</i>	<i>N</i> 2469	1058	1262	1498	292	466	552	918	533	1919	402	1301	523	203	355	26

DESCRIPTIVE RESULTS: 2007

167

QUESTIONNAIRE FORM 4 2007	TOTAL	SEX		RACE		REGION				COLLEGE PLANS?		ILLICIT DRUG USE: LIFETIME				
		M	F	White	Black	NE	NC	S	W	Yes	No	None	Mari- juana Only	Few Pills	More Pills	Any Her- oin
<i>N (Weighted No. of Cases):</i>	2518	1078	1270	1521	295	476	564	941	538	1942	405	1314	529	203	365	26
<i>% of Weighted Total:</i>	100.0	42.8	50.4	60.4	11.7	18.9	22.4	37.4	21.4	77.1	16.1	52.2	21.0	8.1	14.5	1.0
A08R: A job where you can learn new things, learn new skills																
1. Not important	2.1	3.3	1.2	2.7	1.4	2.5	2.5	1.6	2.2	2.0	3.0	1.7	2.1	3.2	3.0	7.5
2. A little important	13.7	14.4	12.7	16.0	11.4	12.7	18.3	12.9	11.3	12.7	18.2	12.5	15.9	15.5	14.9	1.5
3. Pretty important	39.5	38.7	40.5	43.1	28.3	40.5	44.8	36.4	38.7	41.3	34.5	41.1	35.6	39.1	40.8	37.0
4. Very important	44.6	43.6	45.6	38.1	58.9	44.4	34.4	49.1	47.8	44.0	44.2	44.8	46.3	42.1	41.3	54.1
<i>Item 10260 Subject B02, C04</i>	<i>N</i> 2471	1061	1261	1501	292	467	552	919	533	1921	402	1302	523	203	356	26
A08S: A job where you do not have to pretend to be a type of person that you are not																
1. Not important	4.8	5.6	4.1	4.3	7.0	5.1	5.9	4.5	3.8	4.0	6.8	5.1	3.7	6.5	4.7	3.4
2. A little important	6.1	8.0	4.0	5.3	8.9	3.8	5.5	7.5	6.1	5.9	5.9	6.0	5.0	5.8	6.9	16.6
3. Pretty important	19.2	24.2	15.1	20.9	13.1	21.3	25.2	16.1	16.8	17.9	25.3	18.3	21.2	22.2	17.2	14.7
4. Very important	69.9	62.3	76.9	69.5	70.9	69.8	63.4	72.0	73.3	72.2	62.0	70.7	70.1	65.6	71.3	65.4
<i>Item 10270 Subject C04</i>	<i>N</i> 2471	1060	1262	1501	292	466	552	919	533	1922	401	1302	523	202	357	26
A08T: A job that most people look up to and respect																
1. Not important	5.1	6.9	3.5	5.0	3.8	4.4	5.2	5.1	5.5	4.8	5.7	4.4	4.0	6.1	7.6	15.4
2. A little important	15.4	14.9	15.5	17.2	10.9	13.7	16.9	14.4	16.8	14.8	17.3	14.3	14.9	17.2	16.6	27.1
3. Pretty important	34.9	34.4	35.6	38.1	32.2	39.1	39.2	30.0	35.2	35.0	35.6	36.0	35.0	32.1	33.1	15.3
4. Very important	44.6	43.9	45.3	39.8	53.0	42.8	38.7	50.5	42.4	45.4	41.4	45.2	46.1	44.6	42.7	42.2
<i>Item 10280 Subject C04</i>	<i>N</i> 2462	1056	1257	1496	289	466	550	915	531	1913	402	1299	522	200	354	25
A08U: A job that permits contact with a lot of people																
1. Not important	9.7	12.9	7.4	9.9	11.1	8.7	12.0	10.6	6.8	9.2	9.2	8.9	7.8	13.2	12.9	22.3
2. A little important	24.8	27.3	22.6	25.3	29.0	19.1	23.6	26.6	27.7	23.2	31.5	24.9	23.5	24.1	26.8	22.0
3. Pretty important	33.6	31.5	35.8	34.6	25.7	39.0	34.9	29.8	34.1	34.6	32.9	35.1	35.8	32.3	27.0	19.4
4. Very important	31.9	28.4	34.3	30.1	34.2	33.2	29.4	33.1	31.4	33.0	26.4	31.1	32.8	30.5	33.3	36.2
<i>Item 10290 Subject C04, M05</i>	<i>N</i> 2466	1059	1260	1500	290	465	553	916	532	1918	401	1299	523	203	356	26
A08V: A job with an easy pace that lets you work slowly																
1. Not important	21.7	21.5	21.8	23.2	21.5	20.7	22.0	21.8	22.2	22.8	17.0	22.7	21.3	16.6	21.0	31.4
2. A little important	37.2	34.2	40.4	38.1	32.7	40.6	40.1	34.3	36.2	38.1	35.0	36.8	37.1	33.5	41.7	33.2
3. Pretty important	23.9	26.4	22.2	23.2	24.7	24.6	21.8	25.0	23.7	23.6	25.1	23.4	24.9	31.7	20.0	22.8
4. Very important	17.1	18.0	15.7	15.5	21.0	14.1	16.1	18.9	17.9	15.5	22.9	17.0	16.7	18.2	17.3	12.6
<i>Item 10300 Subject C04</i>	<i>N</i> 2469	1060	1260	1501	291	466	553	918	532	1918	402	1301	523	202	356	26
A08W: A job where most problems are quite difficult and challenging																
1. Not important	21.4	19.9	22.5	21.6	22.3	21.1	23.8	21.2	19.4	20.2	25.3	19.4	24.5	21.3	23.3	5.5
2. A little important	39.0	34.5	43.2	40.9	33.6	34.2	41.8	36.9	43.7	39.5	38.2	37.7	41.1	42.6	39.6	34.0
3. Pretty important	27.8	28.8	26.5	27.1	27.6	34.6	24.7	27.0	26.3	28.4	24.7	30.7	22.4	26.7	25.8	38.9
4. Very important	11.9	16.8	7.8	10.4	16.4	10.0	9.7	14.9	10.5	11.9	11.8	12.3	12.1	9.4	11.3	21.6
<i>Item 10310 Subject C04</i>	<i>N</i> 2468	1060	1259	1501	290	466	552	916	533	1918	402	1301	523	203	355	26

MONITORING THE FUTURE

QUESTIONNAIRE FORM 4 2007	TOTAL	SEX		RACE		REGION				COLLEGE PLANS?		ILLICIT DRUG USE: LIFETIME					
		M	F	White	Black	NE	NC	S	W	Yes	No	None	Mari- juana Only	Few Pills	More Pills	Any Her- oin	
<i>N (Weighted No. of Cases):</i>	2518	1078	1270	1521	295	476	564	941	538	1942	405	1314	529	203	365	26	
<i>% of Weighted Total:</i>	100.0	42.8	50.4	60.4	11.7	18.9	22.4	37.4	21.4	77.1	16.1	52.2	21.0	8.1	14.5	1.0	
A09: What kind of work do you think you will be doing when you are 30 years old? Mark the one that comes closest to what you expect to be doing.																	
01. Laborer (car washer, sanitary worker, farm laborer)	0.3	0.7	0.1	0.4	-	0.2	0.3	0.2	0.8	*	1.9	0.3	0.1	0.9	0.2	1.7	
02. Service worker (cook, waiter, barber, janitor, gas station attendant, practical nurse, beautician)	2.6	1.6	3.6	2.5	3.2	1.5	2.3	2.4	4.3	1.9	5.6	2.0	2.9	2.6	4.2	10.8	
03. Operative or semi-skilled worker (garage worker, taxicab, bus or truck driver, assembly line worker, welder)	0.7	1.2	0.1	0.8	0.2	0.5	0.8	0.9	0.3	0.2	1.9	0.2	0.3	2.4	1.5	-	
04. Sales clerk in a retail store or by phone (phone sales, department store clerk, drug store clerk)	0.4	0.1	0.5	0.5	0.2	0.4	0.2	0.4	0.4	0.4	0.4	0.2	0.8	0.9	0.3	-	
05. Clerical or office worker (bank teller, bookkeeper, secretary, postal clerk or carrier, keyboard operator)	1.5	1.2	1.9	1.8	0.6	1.2	2.5	0.8	1.8	1.4	2.4	1.9	0.8	2.9	0.4	-	
06. Protective service (police officer, firefighter, detective)	4.4	7.0	1.9	5.1	2.0	6.2	3.5	3.1	6.1	3.8	7.3	3.1	7.4	2.3	5.7	6.8	
07. Military service	2.8	5.3	0.9	2.5	2.9	0.7	3.3	4.6	1.1	2.3	4.7	2.4	2.7	2.9	4.7	-	
08. Craftsman or skilled worker (carpenter, electrician, brick layer, mechanic, machinist, tool and die maker, telephone installer)	5.4	11.6	0.3	6.1	3.5	3.9	7.8	5.2	4.6	3.0	17.8	5.8	3.9	6.0	6.6	1.7	
09. Farm owner, farm manager	1.4	1.5	1.0	2.1	-	1.8	1.4	1.2	1.2	1.1	2.5	1.8	0.6	-	2.1	-	
10. Owner of small business (restaurant owner, shop owner)	7.3	8.4	6.4	6.3	8.9	6.7	5.5	8.4	7.7	6.7	8.8	5.7	7.2	9.7	8.8	14.7	
11. Sales representative (insurance agent, real estate broker, bond salesman)	1.1	1.6	0.7	1.2	1.3	0.8	2.2	0.9	0.5	1.2	1.0	0.8	1.9	1.2	0.8	-	
12. Manager or administrator (office manager, sales manager, school administrator, government official)	5.2	6.3	4.1	5.0	4.8	8.4	5.4	4.1	4.2	5.5	4.1	5.5	5.0	4.2	4.5	3.3	
13. Professional without doctoral degree (registered nurse, librarian, engineer, architect, social worker, accountant, actor, artist, musician, teacher, pilot, computer programmer or analyst)	38.0	29.2	44.9	38.1	42.3	37.9	37.2	39.8	36.0	41.1	21.9	39.0	37.5	37.7	35.1	39.1	
14. Professional with doctoral degree or equivalent (lawyer, physician, dentist, scientist, college professor)	20.7	16.0	25.5	18.3	25.3	23.5	20.1	20.4	19.5	23.9	7.8	23.3	22.2	16.8	14.3	3.5	
15. Full-time homemaker	1.5	0.6	2.3	2.0	0.2	0.9	1.2	1.0	3.3	1.4	2.6	1.9	0.3	0.3	2.5	9.6	
16. Don't know—GO TO Q.A13	6.7	7.7	5.8	7.3	4.5	5.5	6.4	6.5	8.1	6.3	9.0	6.0	6.3	9.3	8.2	8.6	
<i>Item 10320 Subject C03</i>	<i>N</i>	2315	995	1188	1441	263	423	529	860	502	1814	372	1225	501	184	332	23
A10: How likely do you think it is that you will actually get to do this kind of work?																	
1. Not very likely	1.2	1.4	1.0	1.1	2.0	1.1	1.7	0.8	1.3	1.2	1.1	1.4	0.9	1.6	0.5	-	
2. Somewhat likely	6.7	7.8	5.5	5.5	7.3	5.8	5.9	7.2	7.3	6.2	7.2	6.3	6.6	4.7	6.9	10.4	
3. Fairly likely	20.8	24.2	18.1	21.3	14.0	20.5	21.2	20.4	21.4	20.7	18.7	18.6	26.0	22.7	21.1	9.0	
4. Very likely	42.4	37.5	46.7	44.1	41.8	41.8	44.2	41.2	43.1	44.1	36.4	44.8	40.5	44.5	35.6	41.0	
5. Certain	23.2	19.8	25.6	21.7	30.8	25.8	20.2	25.0	20.8	24.1	21.4	23.5	22.6	20.6	25.5	24.4	
6. I already do this kind of work	5.8	9.3	3.0	6.4	4.0	5.1	6.9	5.4	6.0	3.8	15.2	5.5	3.4	5.9	10.4	15.2	
<i>Item 10330 Subject C03</i>	<i>N†</i>	2257	959	1162	1374	266	431	510	842	474	1766	356	1197	487	181	313	23
A11: How certain are you that this kind of work is a good choice for you?																	
1. Not at all certain	2.3	2.9	1.7	2.5	1.6	1.7	2.8	2.2	2.5	2.3	3.1	2.2	2.4	3.4	2.2	-	
2. Somewhat certain	5.6	4.9	5.9	5.5	4.4	5.6	4.5	6.1	5.6	5.9	3.6	5.8	6.5	5.7	2.6	2.7	
3. Fairly certain	23.9	26.3	22.5	25.2	16.9	23.8	27.9	20.5	25.5	24.6	21.6	22.6	26.9	26.9	23.5	21.8	
4. Very certain	39.3	37.5	41.2	39.8	43.6	40.5	40.6	39.3	37.1	39.1	40.2	40.5	37.7	40.7	35.7	42.8	
5. Completely certain	28.9	28.4	28.7	27.0	33.5	28.3	24.2	31.9	29.3	28.1	31.5	28.9	26.5	23.2	36.0	32.7	
<i>Item 10340 Subject C03</i>	<i>N†</i>	2266	965	1166	1380	266	432	511	842	482	1774	358	1200	488	181	320	23
A12: How satisfying do you think this kind of work will be for you?																	
1. Not very satisfying	0.8	1.1	0.3	0.9	0.6	0.5	1.5	0.6	0.6	0.7	0.8	0.4	1.2	1.1	0.9	-	
2. Somewhat satisfying	4.7	6.1	3.7	4.1	3.8	4.8	4.6	4.7	4.9	4.3	5.9	4.3	3.9	6.6	6.4	9.3	
3. Quite satisfying	18.5	20.1	17.6	19.7	16.3	18.0	18.1	18.2	19.7	18.2	20.2	18.9	19.7	21.8	14.5	5.4	
4. Very satisfying	39.3	39.4	39.4	39.5	38.1	39.6	42.1	38.4	37.8	39.8	37.0	39.5	40.6	33.4	39.8	36.8	
5. Extremely satisfying	36.6	33.4	39.0	35.8	41.1	37.0	33.6	38.1	37.1	37.0	36.2	36.9	34.6	37.0	38.5	48.5	
<i>Item 10350 Subject C03, P02</i>	<i>N†</i>	2268	963	1167	1379	266	430	512	844	482	1773	358	1201	486	181	320	23

* = less than .05 percent.

DESCRIPTIVE RESULTS: 2007

169

QUESTIONNAIRE FORM 4 2007	TOTAL	SEX		RACE		REGION				COLLEGE PLANS?		ILLICIT DRUG USE: LIFETIME				
		M	F	White	Black	NE	NC	S	W	Yes	No	None	Mari- juana Only	Few Pills	More Pills	Any Her- oin
<i>N (Weighted No. of Cases):</i>	2518	1078	1270	1521	295	476	564	941	538	1942	405	1314	529	203	365	26
<i>% of Weighted Total:</i>	100.0	42.8	50.4	60.4	11.7	18.9	22.4	37.4	21.4	77.1	16.1	52.2	21.0	8.1	14.5	1.0
A13: To what extent do you think the things listed below will prevent you from getting the kind of work you would like to have?																
A13A: Your religion																
1. Not at all	87.3	86.2	88.7	89.8	81.2	87.9	87.7	86.2	88.4	88.9	83.1	86.0	91.6	91.0	86.2	87.6
2. Somewhat	7.0	7.5	6.8	6.2	12.3	7.3	6.5	7.5	6.4	5.9	11.0	7.9	4.0	6.3	7.1	4.7
3. A lot	1.9	2.2	1.9	1.6	2.3	1.3	1.9	2.1	2.3	1.9	1.8	2.5	1.3	1.4	0.9	7.7
8. Don't know	3.7	4.1	2.6	2.4	4.3	3.4	3.9	4.1	2.9	3.3	4.1	3.6	3.0	1.3	5.8	-
<i>Item 10360 Subject C03, G</i>	<i>N</i> 2440	1042	1252	1486	291	453	549	912	526	1904	395	1285	515	202	355	24
A13B: Your sex																
1. Not at all	74.7	85.0	65.9	74.8	73.3	70.0	71.9	76.9	78.0	73.7	79.0	76.2	74.0	72.8	70.9	81.1
2. Somewhat	18.0	8.5	26.0	18.8	13.6	22.4	20.0	16.2	15.1	19.2	13.2	16.1	19.8	19.7	22.8	9.7
3. A lot	4.0	3.6	4.3	3.7	9.4	3.4	5.1	4.3	2.6	3.5	5.8	3.7	4.4	5.1	3.2	5.5
8. Don't know	3.3	2.9	3.9	2.8	3.6	4.1	3.1	2.6	4.3	3.7	1.9	4.1	1.9	2.4	3.1	3.7
<i>Item 10370 Subject C03, D06</i>	<i>N</i> 2438	1040	1253	1484	289	453	548	911	526	1902	396	1283	515	202	356	24
A13C: Your race																
1. Not at all	75.2	76.2	75.0	87.9	42.2	72.0	77.1	75.2	76.1	75.3	77.4	75.5	72.1	78.5	78.4	80.2
2. Somewhat	17.0	15.2	18.2	7.6	43.8	18.8	14.9	16.6	18.4	16.9	15.4	16.7	18.8	15.8	14.3	11.6
3. A lot	4.1	5.0	3.2	2.6	7.2	5.0	4.3	4.5	2.6	4.2	3.9	3.8	5.9	3.5	3.4	5.5
8. Don't know	3.7	3.5	3.6	1.9	6.8	4.2	3.7	3.8	3.0	3.6	3.2	3.9	3.2	2.3	3.9	2.6
<i>Item 10380 Subject C03, N02</i>	<i>N</i> 2440	1042	1253	1486	289	453	549	911	526	1903	396	1285	516	202	356	24
A13D: Your family background																
1. Not at all	81.3	81.1	81.7	85.1	76.3	81.1	82.7	81.2	80.0	82.6	79.1	82.3	84.7	77.3	77.5	56.2
2. Somewhat	12.6	12.5	12.8	10.5	13.0	14.2	11.2	11.4	14.6	12.3	12.9	12.0	10.3	14.1	15.3	41.7
3. A lot	2.3	2.7	1.7	1.4	5.0	1.1	1.7	3.5	1.8	1.8	3.6	1.9	1.8	5.6	2.7	2.2
8. Don't know	3.9	3.7	3.8	3.0	5.8	3.6	4.3	3.9	3.6	3.3	4.4	3.8	3.3	3.0	4.5	-
<i>Item 10390 Subject C03</i>	<i>N</i> 2442	1044	1252	1488	289	453	550	912	526	1903	397	1286	516	202	356	24
A13E: Your political views																
1. Not at all	77.6	76.2	78.6	81.3	70.2	78.8	77.7	78.4	75.0	78.2	78.3	78.0	79.8	75.1	76.5	64.8
2. Somewhat	13.6	14.7	12.9	12.3	16.6	13.4	13.0	13.0	15.2	13.8	12.2	12.9	11.6	18.2	15.3	22.8
3. A lot	3.1	3.5	2.6	1.9	7.6	3.1	2.4	3.4	3.2	2.6	3.2	3.0	2.8	3.1	3.2	12.4
8. Don't know	5.8	5.5	6.0	4.4	5.5	4.7	6.9	5.2	6.6	5.4	6.3	6.1	5.8	3.6	5.1	-
<i>Item 10400 Subject C03, H01</i>	<i>N</i> 2440	1043	1251	1486	289	453	550	912	526	1900	398	1285	516	202	356	24
A13F: Your education																
1. Not at all	42.8	41.8	44.5	43.4	42.9	44.1	38.2	45.0	42.9	44.4	35.7	44.5	43.6	37.0	41.2	41.1
2. Somewhat	20.4	21.9	18.3	20.1	17.1	19.9	20.5	20.8	19.9	18.4	26.8	18.9	20.0	23.8	20.2	13.7
3. A lot	34.4	33.7	35.1	34.4	38.8	34.6	38.2	31.7	35.0	35.0	34.4	34.2	35.0	36.3	35.2	42.6
8. Don't know	2.4	2.6	2.1	2.1	1.2	1.4	3.1	2.6	2.1	2.1	3.1	2.4	1.4	2.9	3.3	2.6
<i>Item 10410 Subject B09, C03</i>	<i>N</i> 2440	1040	1253	1483	292	453	550	910	526	1901	396	1284	517	200	356	24
A13G: Lack of vocational training																
1. Not at all	48.6	51.6	45.7	50.6	44.9	52.6	46.2	48.6	47.8	49.4	44.9	48.9	48.7	48.5	48.2	40.8
2. Somewhat	24.6	24.4	25.2	24.6	22.6	23.1	24.3	24.8	26.0	24.6	24.7	24.1	24.9	28.1	23.5	22.9
3. A lot	15.9	15.1	16.8	15.5	18.7	14.0	15.2	16.4	17.6	15.2	20.6	16.0	15.9	17.3	16.4	18.6
8. Don't know	10.8	8.9	12.4	9.4	13.7	10.3	14.4	10.2	8.5	10.7	9.8	10.9	10.5	6.2	11.9	17.6
<i>Item 10420 Subject C03</i>	<i>N</i> 2431	1040	1244	1485	287	449	551	906	526	1894	395	1277	513	202	356	24
A13H: Lack of ability																
1. Not at all	49.0	52.2	46.2	49.6	49.5	52.4	43.7	52.1	46.5	49.6	44.2	49.5	49.4	46.2	48.9	44.0
2. Somewhat	16.4	15.5	17.3	15.7	13.8	13.9	17.5	15.0	20.1	15.6	19.5	16.9	14.1	20.9	13.1	23.5
3. A lot	30.3	29.2	31.1	31.1	32.5	30.0	33.1	28.4	30.8	30.3	33.6	28.9	32.9	30.6	33.6	32.5
8. Don't know	4.2	3.1	5.5	3.6	4.2	3.8	5.7	4.5	2.7	4.5	2.7	4.7	3.5	2.3	4.5	-
<i>Item 10430 Subject C03</i>	<i>N</i> 2433	1038	1246	1484	287	452	548	907	526	1897	392	1277	515	202	354	24

QUESTIONNAIRE FORM 4 2007	TOTAL	SEX		RACE		REGION				COLLEGE PLANS?		ILLICIT DRUG USE: LIFETIME				
		M	F	White	Black	NE	NC	S	W	Yes	No	None	Mari- juana Only	Few Pills	More Pills	Any Her- oin
<i>N (Weighted No. of Cases):</i>	2518	1078	1270	1521	295	476	564	941	538	1942	405	1314	529	203	365	26
<i>% of Weighted Total:</i>	100.0	42.8	50.4	60.4	11.7	18.9	22.4	37.4	21.4	77.1	16.1	52.2	21.0	8.1	14.5	1.0
A13I: Not knowing the right people																
1. Not at all	41.6	43.8	39.4	42.3	41.1	37.6	37.3	45.1	43.3	39.5	50.7	42.1	37.6	37.5	48.5	39.2
2. Somewhat	39.5	36.6	42.8	41.8	36.0	40.7	43.6	36.6	39.3	43.0	26.2	38.8	45.7	40.8	33.4	41.7
3. A lot	12.9	14.9	10.8	11.6	15.4	16.7	11.0	11.7	13.4	12.1	15.0	12.5	12.3	16.5	13.1	9.6
8. Don't know	6.0	4.6	7.1	4.3	7.6	5.0	8.0	6.6	4.0	5.5	8.2	6.6	4.4	5.2	5.0	9.5
<i>Item 10440 Subject C03</i>	<i>N</i> 2434	1039	1250	1484	289	452	548	907	526	1898	396	1283	512	202	356	24
A13J: Not wanting to work hard																
1. Not at all	47.7	50.1	46.1	49.5	45.9	50.1	43.5	51.4	43.9	48.4	45.1	48.3	49.0	45.3	45.2	57.4
2. Somewhat	11.0	11.2	11.0	11.1	9.1	9.3	11.6	10.2	13.1	10.5	12.5	11.2	8.6	12.1	12.3	21.3
3. A lot	38.3	36.2	39.7	36.9	41.9	38.1	42.8	35.2	39.1	38.5	38.4	37.4	40.1	40.2	39.6	21.4
8. Don't know	2.9	2.4	3.2	2.6	3.1	2.5	2.1	3.2	3.8	2.5	3.9	3.2	2.3	2.4	2.9	-
<i>Item 10450 Subject C03, Q07</i>	<i>N</i> 2443	1044	1254	1490	290	453	551	910	528	1904	398	1287	516	202	356	24
A13K: Not wanting to conform																
1. Not at all	46.9	49.1	45.1	47.3	47.2	48.8	41.9	49.4	46.4	46.8	48.6	48.1	50.1	35.9	46.3	27.6
2. Somewhat	23.5	24.0	23.5	24.8	18.4	25.8	26.2	21.3	22.8	24.1	18.2	23.0	21.0	28.5	24.1	52.6
3. A lot	19.5	19.1	19.7	19.6	20.6	15.5	18.9	21.4	20.4	19.7	20.4	18.5	18.4	26.4	22.5	13.4
8. Don't know	10.0	7.7	11.7	8.3	13.8	9.9	13.0	7.9	10.4	9.3	12.8	10.5	10.5	9.2	7.1	6.5
<i>Item 10460 Subject C03, Q08</i>	<i>N</i> 2429	1035	1248	1484	284	449	547	908	525	1901	389	1278	513	202	355	24
A14: If you were to get enough money to live as comfortably as you'd like for the rest of your life, would you want to work?																
1. I would want to work	76.5	71.9	81.1	76.7	75.5	77.7	74.2	75.5	79.6	77.0	75.9	79.4	72.8	75.6	71.6	77.2
2. I would not want to work	23.5	28.1	18.9	23.3	24.5	22.3	25.8	24.5	20.4	23.0	24.1	20.6	27.2	24.4	28.4	22.8
<i>Item 8100 Subject C06</i>	<i>N</i> 2469	1062	1261	1502	293	467	557	912	534	1922	400	1299	526	203	355	26
A15: How much do you agree or disagree with each statement below?																
A15A: One sees so few good or happy marriages that one questions it as a way of life (NOTE: This question was omitted in the questionnaires administered in California, beginning in 1997, due to state requirements.)																
1. Disagree	27.1	26.5	27.9	30.9	21.5	26.7	27.9	26.1	29.0	28.9	20.2	30.6	21.5	28.5	22.7	30.6
2. Mostly disagree	15.4	15.9	15.0	17.4	11.1	13.6	16.9	15.5	15.4	15.4	16.2	15.5	14.6	12.7	18.0	16.7
3. Neither	27.6	30.5	24.8	25.1	32.2	27.9	27.9	27.2	28.2	27.5	27.9	26.4	36.1	19.9	24.5	21.3
4. Mostly agree	19.0	15.3	22.1	17.5	19.7	20.6	18.0	18.3	20.6	17.9	23.2	17.8	16.7	26.0	21.5	22.8
5. Agree	10.8	11.8	10.2	9.1	15.4	11.3	9.2	13.0	6.8	10.3	12.5	9.7	11.1	12.9	13.3	8.6
<i>Item 10470 Subject D03</i>	<i>N</i> 2248	976	1137	1420	258	465	555	905	323	1742	378	1181	473	185	329	25
A15B: It is usually a good idea for a couple to live together before getting married in order to find out whether they really get along (NOTE: This question was omitted in the questionnaires administered in California, beginning in 1997, due to state requirements.)																
1. Disagree	16.7	13.4	20.3	18.9	13.6	6.6	13.9	17.7	33.2	17.8	13.8	23.7	10.2	7.1	8.0	9.3
2. Mostly disagree	7.8	7.2	8.0	7.8	5.8	7.3	8.3	8.3	6.0	7.9	6.0	8.1	8.7	5.5	5.1	4.2
3. Neither	12.0	12.5	10.3	11.8	13.4	9.3	15.1	12.1	10.3	12.2	10.3	12.2	12.1	11.8	10.7	4.3
4. Mostly agree	27.1	29.0	26.7	25.9	24.9	28.5	31.4	24.8	24.3	27.4	29.7	26.1	27.7	27.6	31.3	23.1
5. Agree	36.4	37.8	34.7	35.6	42.3	48.4	31.4	37.0	26.2	34.6	40.2	29.9	41.3	48.0	44.9	59.1
<i>Item 10480 Subject D03</i>	<i>N</i> 2259	978	1147	1430	260	468	555	914	322	1754	374	1189	474	186	331	25

DESCRIPTIVE RESULTS: 2007

171

QUESTIONNAIRE FORM 4 2007	TOTAL	SEX		RACE		REGION				COLLEGE PLANS?		ILLICIT DRUG USE: LIFETIME				
		M	F	White	Black	NE	NC	S	W	Yes	No	None	Mari- juana Only	Few Pills	More Pills	Any Her- oin
<i>N (Weighted No. of Cases):</i>	2518	1078	1270	1521	295	476	564	941	538	1942	405	1314	529	203	365	26
<i>% of Weighted Total:</i>	100.0	42.8	50.4	60.4	11.7	18.9	22.4	37.4	21.4	77.1	16.1	52.2	21.0	8.1	14.5	1.0
A15C: Having a close intimate relationship with only one partner is too restrictive for the average person (NOTE: This question was omitted in the questionnaires administered in California, beginning in 1997, due to state requirements.)																
1. Disagree	48.1	41.7	54.4	52.5	41.5	40.8	46.0	50.5	55.6	50.3	41.9	53.2	40.7	43.0	43.7	48.4
2. Mostly disagree	19.0	20.1	18.3	19.8	14.6	19.8	21.4	18.6	14.9	19.7	16.4	16.5	22.5	21.3	22.4	9.6
3. Neither	16.6	19.5	13.7	14.3	19.9	19.5	17.9	15.2	14.4	16.1	18.5	16.6	19.3	16.0	13.1	18.8
4. Mostly agree	10.7	12.0	9.1	9.6	12.6	14.8	9.6	8.9	11.7	9.7	14.4	8.9	11.4	15.7	12.1	19.0
5. Agree	5.5	6.7	4.6	3.7	11.3	5.1	5.0	6.8	3.4	4.2	8.8	4.7	6.1	4.0	8.7	4.1
<i>Item 10490 Subject D03</i>	<i>N</i> 2250	975	1140	1426	257	466	554	908	322	1745	377	1181	477	184	329	25
A15D: Being a father and raising children is one of the most fulfilling experiences a man can have																
1. Disagree	3.3	3.2	2.7	2.5	5.8	3.8	1.9	4.3	2.6	3.0	3.5	2.2	3.9	2.5	5.9	5.9
2. Mostly disagree	3.5	2.6	4.2	3.3	3.7	1.9	4.5	3.5	3.6	3.2	3.3	3.8	3.3	2.0	2.1	7.9
3. Neither	17.9	15.0	20.1	18.4	15.5	18.7	20.5	18.0	14.3	17.9	19.5	16.4	18.1	18.7	21.6	22.4
4. Mostly agree	27.3	27.8	27.8	28.5	23.0	29.5	30.0	23.9	28.4	27.8	27.5	26.4	29.8	27.0	26.7	40.5
5. Agree	48.0	51.4	45.2	47.4	52.0	46.1	43.1	50.3	51.0	48.0	46.3	51.1	44.9	49.8	43.7	23.3
<i>Item 10520 Subject D05</i>	<i>N</i> 2460	1060	1255	1495	291	462	553	914	530	1918	401	1296	524	202	356	26
A15E: Being a mother and raising children is one of the most fulfilling experiences a woman can have																
1. Disagree	3.2	3.2	2.7	2.6	4.3	4.1	1.6	4.4	2.0	2.8	3.3	2.4	4.0	3.1	3.9	-
2. Mostly disagree	3.6	2.1	4.6	3.6	3.9	1.4	4.4	4.4	3.4	3.4	4.4	3.6	2.8	6.2	3.1	2.0
3. Neither	14.9	20.6	9.9	14.9	14.6	15.2	15.4	16.1	12.0	14.0	19.6	13.9	15.5	10.4	20.0	22.9
4. Mostly agree	24.3	22.4	26.0	24.6	20.8	24.5	30.4	20.9	23.6	25.3	20.7	24.0	27.5	20.8	22.4	31.4
5. Agree	54.0	51.8	56.8	54.3	56.5	54.9	48.2	54.1	59.0	54.6	52.0	56.0	50.3	59.5	50.6	43.7
<i>Item 12170 Subject D05</i>	<i>N</i> 2452	1047	1262	1494	291	466	555	910	521	1917	395	1296	521	198	356	26
A15F: Most mothers should spend more time with their children than they do now																
1. Disagree	2.0	2.6	1.4	1.5	3.7	2.5	0.8	2.3	2.3	2.0	1.8	2.1	1.6	-	2.4	-
2. Mostly disagree	4.7	5.6	4.3	5.8	5.7	5.4	5.9	3.9	4.4	4.2	8.1	4.7	5.8	2.7	4.5	2.0
3. Neither	22.2	27.6	17.2	22.7	17.4	22.1	24.6	21.7	20.5	22.9	18.9	20.4	26.7	19.5	24.1	22.9
4. Mostly agree	34.8	32.5	37.2	36.9	29.8	36.6	36.2	33.4	34.2	34.9	37.1	34.4	34.2	42.0	32.9	43.4
5. Agree	36.2	31.7	39.9	33.2	43.4	33.4	32.4	38.7	38.6	36.0	34.2	38.5	31.7	35.9	36.0	31.7
<i>Item 10530 Subject D05</i>	<i>N</i> 2462	1058	1261	1498	292	463	554	915	529	1922	399	1296	524	202	357	26
A15G: Most fathers should spend more time with their children than they do now																
1. Disagree	1.5	2.1	1.1	1.0	2.6	2.0	1.2	1.6	1.5	1.5	1.3	1.2	1.0	0.4	2.9	8.1
2. Mostly disagree	3.4	3.8	2.8	4.0	1.9	3.4	3.8	3.1	3.3	2.9	5.9	3.2	3.1	3.1	4.1	-
3. Neither	17.0	20.2	14.0	18.7	10.1	18.2	18.8	16.7	14.9	17.3	16.9	15.3	20.3	13.3	21.9	20.2
4. Mostly agree	34.3	35.0	34.2	36.7	26.9	35.4	36.7	31.2	36.3	34.8	33.9	35.1	35.9	34.5	29.6	44.0
5. Agree	43.7	38.9	47.8	39.5	58.5	41.0	39.5	47.5	44.0	43.4	42.0	45.2	39.7	48.7	41.5	27.7
<i>Item 12180 Subject D05</i>	<i>N</i> 2465	1059	1259	1499	290	464	553	915	532	1923	400	1298	523	203	358	26
A16: How much TV do you estimate you watch on an average weekday?																
1. None	5.4	5.3	5.6	6.1	2.7	5.0	3.3	5.3	8.1	5.5	4.6	5.0	4.3	5.4	8.6	7.3
2. Half-hour or less	16.2	14.2	18.4	18.9	8.6	14.4	17.0	15.7	17.7	16.9	13.8	15.0	15.9	15.7	19.7	30.8
3. About one hour	23.4	24.3	22.4	26.7	11.6	21.5	25.6	22.5	24.2	24.2	21.9	22.7	21.6	28.6	26.1	8.9
4. About two hours	22.7	22.5	22.9	22.4	22.5	21.9	24.1	24.7	18.5	22.8	22.6	22.8	23.7	24.7	21.8	23.7
5. About three hours	13.9	14.3	13.6	11.9	19.0	17.5	14.1	13.1	11.7	13.5	15.5	14.8	13.5	11.1	11.7	11.6
6. About four hours	9.2	8.8	9.5	8.2	13.0	11.3	8.3	8.2	10.2	8.6	10.8	10.4	10.9	6.2	4.0	7.4
7. Five hours or more	9.2	10.7	7.6	5.8	22.6	8.4	7.6	10.5	9.6	8.6	10.9	9.2	10.1	8.2	8.1	10.2
<i>Item 10550 Subject C07</i>	<i>N</i> 2450	1053	1255	1490	288	463	552	905	530	1912	398	1292	518	203	357	25

MONITORING THE FUTURE

QUESTIONNAIRE FORM 4 2007	TOTAL	SEX		RACE		REGION				COLLEGE PLANS?		ILLICIT DRUG USE: LIFETIME				
		M	F	White	Black	NE	NC	S	W	Yes	No	None	Mari- juana Only	Few Pills	More Pills	Any Her- oin
<i>N (Weighted No. of Cases):</i>	2518	1078	1270	1521	295	476	564	941	538	1942	405	1314	529	203	365	26
<i>% of Weighted Total:</i>	100.0	42.8	50.4	60.4	11.7	18.9	22.4	37.4	21.4	77.1	16.1	52.2	21.0	8.1	14.5	1.0
A17: In the past year, how many books have you read just because you wanted to—that is, without their being assigned?																
1. None	24.1	34.2	15.3	25.3	17.3	23.8	27.0	25.3	19.4	22.3	33.4	22.3	27.5	22.6	28.5	7.1
2. One	16.9	18.6	15.8	15.5	19.7	18.2	18.6	16.0	15.7	16.6	18.1	16.6	20.1	15.4	16.5	7.1
3. Two to five	37.1	32.8	40.5	36.4	39.1	36.7	33.5	38.6	38.4	37.3	35.2	37.5	37.8	36.7	30.1	46.6
4. Six to nine	9.6	7.7	11.3	10.5	9.6	7.6	9.1	9.4	12.4	10.3	6.4	10.3	7.0	10.9	10.5	18.8
5. Ten or more	12.2	6.7	17.0	12.3	14.4	13.8	11.8	10.6	14.1	13.5	6.9	13.3	7.6	14.4	14.5	20.4
<i>Item 10560 Subject C07</i>	<i>N</i> 2477	1071	1266	1514	293	466	557	920	534	1934	404	1306	528	203	363	26
A18: Some people think about what's going on in government very often, and others are not that interested. How much of an interest do you take in government and current events?																
1. No interest at all	9.8	10.2	9.0	8.6	10.9	9.0	8.1	11.4	9.3	7.9	17.2	7.8	12.6	8.3	12.6	13.0
2. Very little interest	21.0	17.8	23.3	22.5	17.3	19.2	25.3	18.5	22.5	20.6	21.2	20.5	21.6	23.2	19.3	26.6
3. Some interest	43.0	42.8	43.6	42.0	48.6	43.1	42.4	43.5	42.5	43.9	42.2	45.1	43.7	43.0	36.6	27.9
4. A lot of interest	18.1	19.1	17.7	18.4	15.3	17.6	17.5	18.8	17.9	18.9	14.4	19.2	15.0	17.0	19.0	18.7
5. A very great interest	8.1	10.0	6.4	8.5	7.9	11.1	6.7	7.7	7.7	8.7	5.0	7.4	7.0	8.5	12.5	13.9
<i>Item 6330 Subject H01, Q08</i>	<i>N</i> 2473	1070	1264	1514	293	465	557	919	532	1933	404	1306	526	203	363	26
A19: Some people think that there ought to be changes in the amount of influence and power that certain organizations have in our society. Do you think the following organizations should have more influence, less influence, or about the same influence as they have now?																
How much influence should there be for . . .																
A19A: Large corporations?																
1. Much less	9.8	11.9	8.0	10.6	10.8	13.5	6.5	9.5	10.8	9.9	9.1	8.4	7.6	13.3	14.7	21.1
2. Less	24.7	25.1	24.9	28.5	14.6	28.9	25.0	22.7	24.1	26.0	18.9	25.4	22.9	31.9	19.2	49.5
3. Same as now	32.0	34.6	30.6	31.6	28.5	28.8	33.5	31.4	34.3	33.3	28.8	32.5	38.6	24.8	28.5	13.8
4. More	9.1	8.4	9.3	7.0	14.1	7.6	10.4	9.7	7.8	8.4	12.7	8.5	8.8	11.6	9.3	-
5. Much more	4.3	5.5	3.1	2.6	8.6	5.3	2.6	5.5	3.1	3.4	7.6	4.8	2.7	5.2	4.2	2.0
6. No opinion	20.1	14.4	24.3	19.8	23.5	15.9	22.0	21.2	19.9	19.0	22.8	20.4	19.5	13.2	24.2	13.6
<i>Item 10570 Subject K03</i>	<i>N</i> 2460	1066	1257	1507	290	458	555	918	529	1927	399	1297	525	202	361	26
A19B: Major labor unions?																
1. Much less	4.5	5.9	3.3	4.9	5.9	5.2	5.8	4.6	2.4	4.7	3.6	5.2	3.6	2.1	4.5	6.2
2. Less	12.2	13.6	11.1	14.0	8.0	12.3	13.2	11.3	12.8	13.4	7.5	12.7	10.0	15.8	10.4	20.6
3. Same as now	33.3	34.7	32.7	36.3	25.9	33.0	30.5	34.4	34.4	33.9	32.2	32.4	35.7	35.9	32.0	42.3
4. More	19.6	20.8	19.0	16.5	22.9	22.0	20.6	18.6	18.4	19.3	22.0	19.0	19.9	19.4	21.1	11.4
5. Much more	7.5	7.9	6.4	4.0	15.6	9.7	4.3	8.1	7.7	6.4	9.5	7.2	6.3	10.5	8.3	5.9
6. No opinion	22.9	17.0	27.5	24.2	21.7	17.9	25.7	23.0	24.3	22.3	25.2	23.5	24.4	16.3	23.7	13.6
<i>Item 10580 Subject K03</i>	<i>N</i> 2461	1066	1258	1510	290	460	556	914	530	1931	397	1295	526	203	363	26
A19C: Churches and religious organizations?																
1. Much less	10.7	13.2	8.8	12.0	6.9	15.3	10.7	8.9	10.1	10.6	11.3	7.1	12.8	20.2	15.6	21.9
2. Less	11.0	11.0	10.8	12.7	4.6	15.8	10.1	9.0	11.2	11.5	8.9	9.3	12.9	10.1	14.0	16.5
3. Same as now	28.1	29.4	27.6	30.6	17.6	33.8	32.2	22.7	28.3	29.8	22.9	27.2	32.6	24.5	26.8	45.6
4. More	21.6	17.8	25.2	20.3	26.3	16.0	19.4	23.2	25.7	21.6	20.9	23.8	18.9	23.5	16.8	7.1
5. Much more	16.2	16.2	16.2	13.6	31.6	8.6	13.1	24.0	12.8	16.1	17.9	19.8	11.5	11.4	13.4	4.7
6. No opinion	12.3	12.4	11.5	10.9	13.0	10.5	14.5	12.1	11.9	10.4	18.2	12.8	11.3	10.3	13.3	4.1
<i>Item 10590 Subject G, K03</i>	<i>N</i> 2460	1065	1257	1509	290	462	553	919	526	1928	397	1296	525	202	361	26
A19D: The national news media (TV, magazines, news services)?																
1. Much less	17.2	19.3	16.0	18.9	13.9	20.6	18.2	14.6	18.0	18.0	14.2	16.8	16.2	17.1	20.3	31.7
2. Less	30.0	27.4	32.5	33.9	18.0	28.0	31.2	28.3	33.3	31.3	26.4	30.5	27.3	36.9	27.8	19.0
3. Same as now	29.4	29.8	29.5	28.6	33.1	31.6	29.0	28.7	29.0	30.5	26.1	29.3	33.4	26.3	25.9	36.9
4. More	8.4	8.8	7.5	6.3	12.2	6.8	7.3	10.9	6.5	7.6	10.4	7.9	7.5	8.6	10.7	5.9
5. Much more	4.5	4.3	4.5	3.0	9.6	4.5	2.8	5.9	3.8	3.9	6.4	4.7	4.7	6.6	3.1	-
6. No opinion	10.5	10.4	10.0	9.3	13.2	8.4	11.4	11.7	9.4	8.7	16.6	10.8	10.8	4.5	12.2	6.5
<i>Item 10600 Subject K03</i>	<i>N</i> 2459	1065	1260	1507	288	460	555	915	529	1925	400	1294	526	202	363	26

DESCRIPTIVE RESULTS: 2007

173

QUESTIONNAIRE FORM 4 2007	TOTAL	SEX		RACE		REGION				COLLEGE PLANS?		ILLICIT DRUG USE: LIFETIME					
		M	F	White	Black	NE	NC	S	W	Yes	No	None	Mari- juana Only	Few Pills	More Pills	Any Her- oin	
<i>N (Weighted No. of Cases):</i>	2518	1078	1270	1521	295	476	564	941	538	1942	405	1314	529	203	365	26	
<i>% of Weighted Total:</i>	100.0	42.8	50.4	60.4	11.7	18.9	22.4	37.4	21.4	77.1	16.1	52.2	21.0	8.1	14.5	1.0	
A19E: The Presidency and the administration?																	
1. Much less	6.8	6.6	6.5	6.3	8.3	8.9	5.5	7.0	6.1	6.6	7.7	5.5	7.6	5.7	9.6	22.6	
2. Less	15.4	15.9	15.4	16.4	14.8	19.7	17.1	11.9	16.0	16.2	11.1	13.9	15.0	21.6	16.9	23.8	
3. Same as now	38.2	42.9	35.1	40.5	31.4	36.6	39.8	36.8	40.2	40.2	33.7	39.1	41.2	37.5	33.6	25.9	
4. More	15.7	14.0	17.4	15.8	15.6	14.2	15.4	18.2	12.8	15.9	15.2	16.4	15.0	16.7	13.1	4.2	
5. Much more	8.8	9.3	8.6	7.4	14.6	8.8	5.5	10.1	10.0	8.4	9.9	9.5	7.2	7.5	9.7	9.9	
8. No opinion	15.1	11.3	17.0	13.6	15.2	11.8	16.7	15.9	14.9	12.7	22.4	15.5	14.0	11.0	17.1	13.6	
<i>Item 10610 Subject H04, K03</i>	<i>N</i>	<i>2461</i>	<i>1066</i>	<i>1259</i>	<i>1510</i>	<i>288</i>	<i>461</i>	<i>556</i>	<i>915</i>	<i>529</i>	<i>1928</i>	<i>400</i>	<i>1297</i>	<i>526</i>	<i>202</i>	<i>363</i>	<i>26</i>
A19F: The Congress—that is, the U.S. Senate and House of Representatives?																	
1. Much less	4.3	4.3	3.9	3.6	6.5	3.7	3.4	5.3	4.0	3.8	6.6	3.7	4.0	4.4	5.8	18.6	
2. Less	7.3	8.0	6.5	8.1	3.8	7.6	8.0	6.7	7.5	7.0	7.1	5.8	7.0	9.8	11.2	3.7	
3. Same as now	38.8	42.6	36.4	40.1	38.2	39.6	37.9	37.2	41.9	40.7	34.2	39.8	41.2	41.7	30.6	43.7	
4. More	23.2	23.5	23.8	24.3	22.8	25.4	24.1	22.6	21.2	24.2	20.1	23.9	24.8	20.7	21.2	8.4	
5. Much more	8.7	9.3	8.1	6.9	10.0	9.0	5.8	10.1	8.8	8.6	7.9	9.2	6.9	7.9	10.0	6.0	
8. No opinion	17.7	12.4	21.3	17.0	18.6	14.7	20.7	18.0	16.7	15.7	24.1	17.6	16.2	15.5	21.1	19.5	
<i>Item 10620 Subject H04, K03</i>	<i>N</i>	<i>2466</i>	<i>1068</i>	<i>1261</i>	<i>1512</i>	<i>289</i>	<i>461</i>	<i>557</i>	<i>919</i>	<i>529</i>	<i>1932</i>	<i>400</i>	<i>1301</i>	<i>526</i>	<i>202</i>	<i>363</i>	<i>26</i>
A19G: The U.S. Supreme Court?																	
1. Much less	3.0	3.1	2.8	2.7	3.5	2.7	2.1	4.0	2.6	2.9	4.2	2.4	3.1	2.6	5.0	11.5	
2. Less	6.4	6.8	6.0	6.4	6.3	7.7	5.7	6.3	6.2	5.6	8.8	5.6	7.2	9.7	5.5	9.1	
3. Same as now	43.4	47.7	40.4	45.5	42.8	44.1	45.4	40.9	45.0	45.6	35.9	42.5	45.8	46.2	41.3	46.1	
4. More	20.0	20.7	20.0	21.0	18.1	22.4	20.9	19.1	18.5	20.7	18.1	21.1	18.8	18.9	18.6	7.3	
5. Much more	8.5	9.1	8.1	6.6	10.2	7.2	5.4	10.7	8.9	8.0	9.3	9.6	6.6	9.5	7.2	12.4	
8. No opinion	18.7	12.6	22.8	17.8	19.2	15.9	20.6	19.0	18.8	17.2	23.6	18.8	18.6	13.1	22.4	13.6	
<i>Item 10630 Subject H04, K03</i>	<i>N</i>	<i>2454</i>	<i>1064</i>	<i>1256</i>	<i>1508</i>	<i>288</i>	<i>461</i>	<i>552</i>	<i>914</i>	<i>527</i>	<i>1928</i>	<i>395</i>	<i>1294</i>	<i>525</i>	<i>202</i>	<i>362</i>	<i>26</i>
A19H: All the courts and the justice system in general?																	
1. Much less	3.1	3.9	2.3	3.1	2.5	3.8	2.5	4.0	1.7	2.3	6.8	2.2	3.1	3.5	5.1	25.3	
2. Less	6.7	7.3	6.2	6.9	5.9	6.8	6.6	6.1	7.9	6.5	6.4	5.3	6.2	10.5	9.2	10.2	
3. Same as now	43.5	47.3	41.2	45.3	42.0	47.6	45.3	41.4	41.9	45.7	35.4	44.0	45.6	45.8	38.8	30.0	
4. More	21.2	19.9	22.4	22.1	15.3	21.8	19.4	20.9	22.8	21.8	19.9	22.0	20.2	23.2	18.5	13.7	
5. Much more	7.0	7.6	6.6	5.1	15.3	5.2	4.8	9.2	7.1	6.7	8.3	7.9	6.1	4.4	7.4	7.2	
8. No opinion	18.4	14.1	21.3	17.5	19.1	14.7	21.3	18.3	18.6	16.9	23.3	18.6	18.9	12.6	21.1	13.6	
<i>Item 10640 Subject H04, K03</i>	<i>N</i>	<i>2458</i>	<i>1065</i>	<i>1258</i>	<i>1509</i>	<i>288</i>	<i>461</i>	<i>554</i>	<i>916</i>	<i>527</i>	<i>1930</i>	<i>397</i>	<i>1298</i>	<i>525</i>	<i>201</i>	<i>362</i>	<i>26</i>
A19I: The police and other law enforcement agencies?																	
1. Much less	5.1	6.5	3.9	5.2	5.1	7.1	5.3	5.4	2.7	4.6	7.6	2.6	6.1	6.8	10.0	31.7	
2. Less	9.7	11.9	7.8	9.1	13.1	11.7	10.2	8.8	8.9	9.5	10.4	7.0	11.7	14.7	13.8	10.7	
3. Same as now	35.8	37.1	35.2	37.3	33.7	35.2	36.5	33.7	39.0	37.2	28.2	35.9	38.2	41.0	29.4	26.6	
4. More	23.8	22.5	25.3	26.3	15.5	23.2	24.8	22.3	25.8	24.6	23.0	27.6	19.7	19.2	18.2	17.4	
5. Much more	11.8	11.6	11.9	9.8	15.9	11.1	7.8	15.7	9.6	11.6	12.8	13.2	9.5	9.8	12.5	-	
8. No opinion	13.9	10.4	15.8	12.3	16.7	11.7	15.3	14.1	14.0	12.6	17.8	13.7	14.9	8.6	16.2	13.6	
<i>Item 10650 Subject K03</i>	<i>N</i>	<i>2456</i>	<i>1064</i>	<i>1259</i>	<i>1508</i>	<i>287</i>	<i>459</i>	<i>552</i>	<i>917</i>	<i>527</i>	<i>1927</i>	<i>399</i>	<i>1297</i>	<i>525</i>	<i>200</i>	<i>362</i>	<i>26</i>
A19J: The U.S. military?																	
1. Much less	5.6	5.7	5.5	4.6	4.9	9.0	5.5	4.3	5.0	5.4	5.8	4.3	6.4	6.0	7.3	23.5	
2. Less	11.3	11.4	11.7	9.7	15.3	9.5	9.6	11.0	15.2	12.0	8.9	11.2	12.2	15.5	9.0	12.3	
3. Same as now	33.6	34.6	32.9	35.1	31.2	37.9	34.4	28.4	37.9	35.4	24.8	33.6	35.3	36.0	30.7	27.8	
4. More	19.8	20.5	19.7	22.4	13.2	18.6	23.7	20.6	15.4	19.7	22.3	20.1	18.2	17.9	20.6	15.6	
5. Much more	14.0	16.7	11.5	13.9	17.7	9.9	11.8	19.6	10.3	12.9	19.0	14.1	12.2	15.1	15.6	7.1	
8. No opinion	15.7	11.1	18.7	14.3	17.7	15.2	15.1	16.1	16.3	14.7	19.2	16.7	15.7	9.4	16.8	13.6	
<i>Item 10660 Subject K03, L04</i>	<i>N</i>	<i>2460</i>	<i>1066</i>	<i>1259</i>	<i>1510</i>	<i>289</i>	<i>459</i>	<i>554</i>	<i>918</i>	<i>529</i>	<i>1929</i>	<i>399</i>	<i>1300</i>	<i>525</i>	<i>202</i>	<i>362</i>	<i>26</i>
The next questions ask your views about drugs.																	
A20: Do you think that people (who are 18 or older) should be prohibited by law from doing each of the following?																	

QUESTIONNAIRE FORM 4 2007	TOTAL	SEX		RACE		REGION				COLLEGE PLANS?		ILLICIT DRUG USE: LIFETIME				
		M	F	White	Black	NE	NC	S	W	Yes	No	None	Mari- juana Only	Few Pills	More Pills	Any Her- oin
<i>N (Weighted No. of Cases):</i>	2518	1078	1270	1521	295	476	564	941	538	1942	405	1314	529	203	365	26
<i>% of Weighted Total:</i>	100.0	42.8	50.4	60.4	11.7	18.9	22.4	37.4	21.4	77.1	16.1	52.2	21.0	8.1	14.5	1.0
A20A: Smoking marijuana (pot, weed) in private																
1. No	47.4	49.4	45.0	46.2	55.6	57.2	48.1	43.4	44.9	46.5	47.9	30.8	63.8	62.9	71.2	86.0
2. Not sure	14.0	14.9	13.3	12.1	17.8	12.5	14.2	14.2	14.5	13.9	14.2	16.1	13.5	12.9	7.8	4.6
3. Yes	38.7	35.7	41.7	41.7	26.6	30.3	37.7	42.4	40.6	39.7	37.9	53.2	22.7	24.2	21.0	9.5
<i>Item 10780 Subject A13a</i>	<i>N 2467</i>	<i>1067</i>	<i>1262</i>	<i>1516</i>	<i>287</i>	<i>462</i>	<i>555</i>	<i>918</i>	<i>532</i>	<i>1931</i>	<i>401</i>	<i>1301</i>	<i>528</i>	<i>202</i>	<i>364</i>	<i>26</i>
A20B: Smoking marijuana in public places																
1. No	20.1	21.8	17.9	19.1	22.8	23.9	19.2	21.0	16.0	18.2	26.3	14.2	22.3	24.5	34.2	37.0
2. Not sure	10.5	12.6	8.6	9.1	16.2	11.0	10.9	10.4	9.9	10.2	10.8	5.9	16.9	10.4	15.4	28.0
3. Yes	69.4	65.6	73.5	71.8	61.0	65.1	69.9	68.6	74.1	71.6	62.9	79.8	60.8	65.1	50.3	35.0
<i>Item 10790 Subject A13a</i>	<i>N 2472</i>	<i>1069</i>	<i>1263</i>	<i>1518</i>	<i>287</i>	<i>463</i>	<i>556</i>	<i>921</i>	<i>532</i>	<i>1933</i>	<i>401</i>	<i>1303</i>	<i>528</i>	<i>202</i>	<i>364</i>	<i>26</i>
A20C: Taking LSD in private																
1. No	22.3	25.0	19.1	20.4	29.6	27.7	19.5	22.4	20.5	21.3	22.6	18.1	19.8	27.8	35.2	42.5
2. Not sure	14.1	14.4	13.4	10.3	19.3	12.8	13.5	15.1	14.0	12.9	19.2	14.2	13.5	13.2	13.4	18.3
3. Yes	63.6	60.6	67.5	69.3	51.1	59.5	67.0	62.5	65.4	65.8	58.2	67.7	66.7	59.0	51.4	39.1
<i>Item 10800 Subject A13a</i>	<i>N 2465</i>	<i>1066</i>	<i>1260</i>	<i>1515</i>	<i>285</i>	<i>462</i>	<i>555</i>	<i>916</i>	<i>531</i>	<i>1928</i>	<i>400</i>	<i>1299</i>	<i>526</i>	<i>202</i>	<i>363</i>	<i>26</i>
A20D: Taking LSD in public places																
1. No	13.3	15.1	11.2	11.8	21.9	16.0	13.2	14.8	8.7	12.7	13.5	12.7	12.4	10.5	16.7	26.9
2. Not sure	9.7	10.1	8.7	6.4	16.3	10.7	8.5	10.0	9.7	8.4	14.9	8.9	10.8	8.5	9.5	24.3
3. Yes	76.9	74.8	80.1	81.8	61.7	73.3	78.3	75.2	81.6	78.9	71.6	78.5	76.8	81.1	73.8	48.8
<i>Item 10810 Subject A13a</i>	<i>N 2462</i>	<i>1064</i>	<i>1259</i>	<i>1512</i>	<i>286</i>	<i>463</i>	<i>552</i>	<i>916</i>	<i>532</i>	<i>1928</i>	<i>397</i>	<i>1296</i>	<i>527</i>	<i>201</i>	<i>364</i>	<i>26</i>
A20E: Taking amphetamines (uppers) or sedatives (downers) in private																
1. No	27.1	29.9	24.6	25.1	35.3	32.2	25.3	28.4	22.3	26.1	27.8	19.6	26.3	33.4	49.1	56.3
2. Not sure	18.7	16.8	20.0	15.8	23.1	20.0	18.5	17.2	20.1	18.2	21.5	20.2	16.6	16.1	16.4	22.8
3. Yes	54.3	53.3	55.4	59.1	41.6	47.8	56.1	54.4	57.7	55.7	50.7	60.2	57.1	50.5	34.5	20.9
<i>Item 10825 Subject A13a</i>	<i>N 2467</i>	<i>1067</i>	<i>1262</i>	<i>1515</i>	<i>287</i>	<i>462</i>	<i>554</i>	<i>919</i>	<i>532</i>	<i>1929</i>	<i>401</i>	<i>1301</i>	<i>528</i>	<i>202</i>	<i>363</i>	<i>26</i>
A20F: Taking amphetamines or sedatives in public places																
1. No	14.3	15.2	13.2	12.5	22.0	18.2	14.3	15.1	9.2	13.8	14.3	13.4	13.7	9.3	19.2	25.4
2. Not sure	13.0	13.4	11.6	10.1	18.5	12.1	12.8	12.9	14.1	12.1	16.3	10.7	12.8	15.2	17.3	28.1
3. Yes	72.8	71.4	75.1	77.3	59.5	69.6	73.0	72.0	76.7	74.1	69.4	75.8	73.5	75.5	63.5	46.5
<i>Item 10835 Subject A13a</i>	<i>N 2466</i>	<i>1067</i>	<i>1261</i>	<i>1515</i>	<i>287</i>	<i>461</i>	<i>553</i>	<i>921</i>	<i>531</i>	<i>1929</i>	<i>401</i>	<i>1300</i>	<i>528</i>	<i>202</i>	<i>364</i>	<i>26</i>
A20G: Taking heroin in private																
1. No	19.7	21.4	16.9	16.4	32.6	23.7	16.4	21.5	16.7	18.7	21.1	17.8	19.2	19.0	23.7	51.0
2. Not sure	7.8	8.3	7.5	6.1	10.5	7.7	6.3	8.6	8.2	7.5	9.8	8.7	7.6	4.1	6.4	7.6
3. Yes	72.5	70.3	75.5	77.5	56.9	68.6	77.3	69.9	75.1	73.9	69.2	73.6	73.2	76.9	69.9	41.4
<i>Item 10840 Subject A13a</i>	<i>N 2461</i>	<i>1066</i>	<i>1259</i>	<i>1517</i>	<i>287</i>	<i>459</i>	<i>556</i>	<i>918</i>	<i>527</i>	<i>1926</i>	<i>401</i>	<i>1297</i>	<i>527</i>	<i>202</i>	<i>363</i>	<i>26</i>
A20H: Taking heroin in public places																
1. No	13.5	14.5	11.8	10.9	25.2	17.3	12.3	15.0	9.0	12.9	13.3	13.5	13.8	8.9	14.9	12.7
2. Not sure	4.8	5.7	4.0	4.0	7.0	4.6	3.8	4.9	5.9	4.4	7.2	4.7	4.8	2.6	4.1	31.9
3. Yes	81.7	79.8	84.2	85.1	67.9	78.1	83.9	80.1	85.1	82.7	79.4	81.9	81.5	88.4	81.0	55.3
<i>Item 10850 Subject A13a</i>	<i>N 2460</i>	<i>1065</i>	<i>1258</i>	<i>1513</i>	<i>287</i>	<i>459</i>	<i>555</i>	<i>919</i>	<i>526</i>	<i>1926</i>	<i>399</i>	<i>1298</i>	<i>526</i>	<i>202</i>	<i>362</i>	<i>26</i>
A20I: Getting drunk in private																
1. No	64.8	66.3	63.7	66.7	59.6	71.5	66.1	63.0	60.9	65.2	63.4	53.2	74.2	84.8	81.7	78.4
2. Not sure	13.9	13.1	14.3	11.7	18.8	11.5	13.7	14.8	14.6	13.6	14.4	18.3	10.7	6.0	5.8	11.7
3. Yes	21.3	20.7	22.0	21.5	21.5	17.0	20.2	22.2	24.5	21.1	22.2	28.5	15.2	9.2	12.5	9.9
<i>Item 10860 Subject A13a</i>	<i>N 2461</i>	<i>1065</i>	<i>1260</i>	<i>1512</i>	<i>287</i>	<i>459</i>	<i>553</i>	<i>918</i>	<i>532</i>	<i>1930</i>	<i>396</i>	<i>1296</i>	<i>528</i>	<i>202</i>	<i>363</i>	<i>26</i>
A20J: Getting drunk in public places																
1. No	32.3	34.1	30.3	34.1	33.4	42.4	37.8	29.7	22.3	32.3	31.2	23.5	39.5	38.4	48.6	54.1
2. Not sure	19.9	21.1	18.8	18.5	21.1	19.2	20.8	19.6	20.4	19.9	20.1	18.8	21.2	19.1	21.4	22.0
3. Yes	47.8	44.8	50.9	47.4	45.5	38.4	41.3	50.8	57.4	47.8	48.7	57.7	39.3	42.5	30.0	23.9
<i>Item 10870 Subject A13a</i>	<i>N 2466</i>	<i>1069</i>	<i>1261</i>	<i>1515</i>	<i>286</i>	<i>461</i>	<i>556</i>	<i>919</i>	<i>530</i>	<i>1931</i>	<i>400</i>	<i>1300</i>	<i>528</i>	<i>202</i>	<i>364</i>	<i>26</i>

DESCRIPTIVE RESULTS: 2007

175

QUESTIONNAIRE FORM 4 2007	TOTAL	SEX		RACE		REGION				COLLEGE PLANS?		ILLICIT DRUG USE: LIFETIME				
		M	F	White	Black	NE	NC	S	W	Yes	No	None	Mari- juana Only	Few Pills	More Pills	Any Her- oin
<i>N (Weighted No. of Cases):</i>	2518	1078	1270	1521	295	476	564	941	538	1942	405	1314	529	203	365	26
<i>% of Weighted Total:</i>	100.0	42.8	50.4	60.4	11.7	18.9	22.4	37.4	21.4	77.1	16.1	52.2	21.0	8.1	14.5	1.0
A20K: Smoking tobacco in certain specified public places																
1. No	39.3	43.0	36.1	43.5	32.0	41.7	42.9	39.1	33.8	38.0	44.7	27.8	45.1	50.3	65.5	53.7
2. Not sure	14.3	15.6	13.2	12.0	21.3	13.9	14.1	15.1	13.4	14.5	11.5	16.2	13.6	12.6	7.9	20.2
3. Yes	46.4	41.4	50.7	44.5	46.7	44.5	42.9	45.8	52.9	47.5	43.8	56.0	41.3	37.1	26.5	26.0
<i>Item 10760 Subject A13a</i>	<i>N</i> 2459	1064	1261	1513	287	459	555	917	528	1928	400	1298	527	201	363	26
A21: In particular, there has been a great deal of public debate about whether marijuana use should be legal. Which of the following policies would you favor?																
1. Using marijuana should be entirely legal	29.3	33.5	25.7	32.5	25.0	32.5	31.1	27.2	28.0	27.5	35.0	14.4	42.4	40.5	56.8	58.3
2. It should be a minor violation—like a parking ticket—but not a crime	27.8	25.9	29.5	25.1	31.6	29.8	27.0	25.4	30.9	28.5	24.4	22.3	37.5	39.1	26.5	25.2
3. It should be a crime	30.2	27.4	32.9	32.7	23.8	25.1	29.6	33.3	29.8	31.3	27.7	46.7	9.9	14.0	10.1	9.5
4. Don't know	12.8	13.2	12.0	9.7	19.5	12.6	12.3	14.1	11.3	12.6	12.9	16.5	10.3	6.4	6.6	7.0
<i>Item 10880 Subject A13b</i>	<i>N</i> 2451	1064	1254	1512	285	459	553	914	525	1924	396	1298	521	202	362	25
A22: If it were legal for people to USE marijuana, should it also be legal to SELL marijuana?																
1. No	29.9	28.0	31.8	30.9	25.3	24.4	29.9	32.1	30.9	30.9	28.4	40.4	17.6	23.4	15.8	17.3
2. Yes, but only to adults	45.9	48.0	44.4	46.7	45.5	50.0	45.4	43.1	47.6	45.8	44.6	35.0	58.7	57.9	60.5	53.4
3. Yes, to anyone	11.0	10.9	10.7	10.5	12.9	12.9	10.0	12.2	8.3	10.1	14.3	10.6	10.0	8.4	13.9	26.7
4. Don't know	13.2	13.1	13.1	11.9	16.3	12.7	14.7	12.6	13.1	13.2	12.7	14.0	13.7	10.3	9.8	2.6
<i>Item 10890 Subject A13b</i>	<i>N</i> 2452	1064	1260	1515	284	457	553	914	528	1926	400	1300	523	202	363	25
A23: If marijuana were legal to use and legally available, which of the following would you be most likely to do?																
1. Not use it, even if it were legal and available	61.5	54.5	68.3	60.6	62.8	52.8	60.5	63.7	66.4	63.6	55.4	85.8	37.2	41.3	26.8	26.1
2. Try it	8.8	10.5	7.3	8.6	6.0	7.9	10.1	9.1	7.5	9.6	5.4	7.1	11.7	17.0	5.2	3.0
3. Use it about as often as I do now	15.1	17.3	12.8	17.5	12.1	21.3	15.0	11.9	15.4	14.1	18.8	0.9	29.5	25.4	37.8	38.2
4. Use it more often than I do now	5.5	6.3	4.3	6.0	4.7	8.5	6.2	4.2	4.3	4.8	7.2	0.5	9.3	4.9	17.3	20.2
5. Use it less than I do now	1.5	1.8	1.4	1.5	1.9	2.0	0.8	1.5	1.9	1.4	2.5	0.3	2.5	4.5	2.6	8.6
6. Don't know	7.6	9.5	5.9	5.7	12.5	7.4	7.5	9.6	4.5	6.5	10.7	5.4	9.7	7.0	10.3	3.8
<i>Item 10900 Subject A13b</i>	<i>N</i> 2450	1064	1258	1514	285	457	554	911	528	1925	398	1297	526	202	362	25
The next questions ask about a number of different things.																
D01A: Think about the kinds of paid jobs that people your age usually have. If you could work just the number of hours that you wanted, how many hours per week would you PREFER to work during the school year?																
1. None	6.6	7.4	5.7	6.9	8.1	9.1	6.1	7.6	3.5	6.5	7.2	6.7	7.8	3.3	6.0	-
2. 5 or less hours	4.6	4.5	4.8	4.5	4.5	4.3	6.1	4.2	3.8	4.7	3.7	5.0	4.8	5.1	2.4	5.4
3. 6-10	11.2	7.9	14.0	12.1	9.2	10.8	12.9	8.3	14.7	12.3	6.5	13.2	9.5	9.8	6.2	6.3
4. 11-15	15.9	14.3	18.0	18.3	10.6	20.0	14.9	13.0	18.7	17.9	7.6	17.3	16.8	13.3	12.5	7.1
5. 16-20	19.3	17.6	20.7	21.9	9.8	18.3	20.8	16.2	23.7	19.5	17.9	19.8	17.7	25.1	17.2	11.0
6. 21-25	13.0	12.1	13.1	12.5	14.2	12.2	12.2	13.5	13.5	12.8	14.6	11.2	13.4	15.5	17.7	10.8
7. 26-30	11.5	12.4	11.2	9.8	18.5	9.3	12.2	14.6	7.2	11.1	13.0	10.7	12.3	16.0	11.3	13.3
8. 31 or more hours	11.1	14.8	7.4	9.3	17.1	7.5	9.1	15.2	9.0	9.1	20.0	9.1	10.6	8.0	20.6	13.7
9. Don't know, can't say	6.9	8.9	5.2	4.9	8.1	8.5	5.8	7.4	5.9	6.2	9.7	6.9	7.0	3.9	6.1	32.2
<i>Item 25800 Subject C04</i>	<i>N</i> 2341	1021	1219	1488	262	426	547	871	496	1895	388	1244	500	199	352	25

QUESTIONNAIRE FORM 4 2007	TOTAL	SEX		RACE		REGION				COLLEGE PLANS?		ILLCIT DRUG USE: LIFETIME					
		M	F	White	Black	NE	NC	S	W	Yes	No	None	Mari- juana Only	Few Pills	More Pills	Any Her- oin	
<i>N (Weighted No. of Cases):</i>	2518	1078	1270	1521	295	476	564	941	538	1942	405	1314	529	203	365	26	
<i>% of Weighted Total:</i>	100.0	42.8	50.4	60.4	11.7	18.9	22.4	37.4	21.4	77.1	16.1	52.2	21.0	8.1	14.5	1.0	
D01B: How many hours per week do you think your PARENTS would prefer that you work in a paid job during the school year?																	
1. None	10.8	11.4	10.2	10.5	11.3	8.0	8.0	14.0	10.6	11.2	8.6	12.4	9.4	7.9	8.4	12.7	
2. 5 or less hours	7.3	5.5	9.1	7.1	7.1	6.3	7.3	7.7	7.3	7.9	4.6	8.4	6.9	7.9	4.0	-	
3. 6-10	10.4	7.4	12.8	10.4	10.2	9.8	13.8	7.6	11.9	11.2	6.6	12.0	9.6	9.0	5.8	-	
4. 11-15	16.9	15.6	18.4	19.0	7.7	20.3	15.7	12.5	23.3	17.9	13.3	17.4	20.3	14.9	11.9	19.6	
5. 16-20	17.4	17.2	17.7	17.8	16.0	16.8	17.5	17.6	17.8	17.7	16.6	15.8	18.1	22.0	21.3	5.0	
6. 21-25	8.9	10.6	7.7	9.1	5.9	10.2	8.8	9.6	6.8	8.5	11.4	8.4	8.4	12.4	9.7	9.9	
7. 26-30	6.1	5.3	6.7	6.2	10.8	6.0	7.0	6.7	4.3	5.9	6.4	5.5	6.1	6.2	8.4	13.5	
8. 31 or more hours	7.7	10.7	4.9	6.4	13.2	5.7	7.3	10.4	5.2	6.9	10.8	6.0	6.9	7.8	14.8	14.7	
9. Don't know, can't say	14.4	16.3	12.5	13.6	17.8	16.8	14.6	13.9	12.8	12.7	21.7	14.2	14.2	11.9	15.6	24.4	
<i>Item 25810 Subject C04, M03</i>	<i>N</i>	<i>2344</i>	<i>1025</i>	<i>1218</i>	<i>1491</i>	<i>266</i>	<i>424</i>	<i>546</i>	<i>874</i>	<i>501</i>	<i>1895</i>	<i>392</i>	<i>1247</i>	<i>500</i>	<i>199</i>	<i>352</i>	<i>24</i>
D02A: Which best describes your recent employment experience?																	
1. I have a paid job right now	59.2	59.4	59.0	64.5	49.2	61.8	63.4	57.1	56.0	58.6	60.8	56.2	61.4	64.1	65.8	62.7	
2. No paid job now, but I had one during the past 3 months	8.9	8.4	9.4	7.5	11.4	9.0	5.9	10.2	9.7	9.0	8.4	8.1	9.9	8.6	10.2	6.5	
3. No paid job in the past 3 months—GO TO Q.D08	18.7	19.2	17.9	19.2	19.2	18.6	21.6	17.3	18.0	18.5	20.9	20.1	17.4	16.5	17.1	19.5	
4. Never had a paid job—GO TO Q.D08	13.2	13.0	13.7	8.8	20.2	10.6	9.1	15.3	16.3	14.0	9.8	15.5	11.2	10.9	6.9	11.3	
<i>Item 21530 Subject C01</i>	<i>N</i>	<i>2331</i>	<i>1016</i>	<i>1213</i>	<i>1489</i>	<i>264</i>	<i>420</i>	<i>546</i>	<i>867</i>	<i>498</i>	<i>1887</i>	<i>389</i>	<i>1235</i>	<i>501</i>	<i>199</i>	<i>350</i>	<i>24</i>
D02B: Which of the job categories below comes closest to the kind of work you have done for pay on your current (or most recent) job? (If more than one kind of work, choose the one where you worked the most hours. Do not include work around the house.)																	
01. Have not worked for pay	1.7	1.7	1.5	0.6	4.9	2.2	0.9	1.9	1.8	1.6	2.0	2.4	0.7	0.9	1.6	-	
02. Lawn or yard work	3.8	7.8	0.3	4.4	0.6	2.1	5.6	3.7	3.3	3.1	6.4	4.3	1.7	4.5	4.1	-	
03. Fast food worker	10.8	9.2	12.5	9.2	18.9	7.4	11.3	12.5	10.4	10.6	12.4	10.3	12.6	8.7	12.2	-	
04. Waiter or waitress	9.5	5.7	12.4	10.0	5.8	11.6	7.8	9.7	9.3	9.9	8.2	8.4	9.1	10.7	12.4	19.2	
05. Other restaurant worker	9.4	10.4	9.0	10.2	6.4	9.0	12.3	9.7	6.1	9.7	8.1	7.9	10.7	9.6	12.2	13.4	
06. Newspaper route	0.4	0.7	0.2	0.3	1.7	0.5	0.5	0.5	-	0.1	1.7	0.8	-	-	-	-	
07. Babysitting or childcare	7.1	1.9	11.6	7.2	7.2	9.1	8.4	7.0	4.0	7.7	4.3	8.6	8.1	3.9	3.1	5.5	
08. Farm or agricultural work	3.2	5.2	1.7	4.3	1.1	2.2	3.7	3.9	2.5	2.5	6.2	4.3	1.8	1.0	3.4	-	
09. Store clerk or salesperson	20.8	17.7	23.6	19.6	24.3	22.7	21.6	20.3	19.0	21.5	18.1	19.3	25.6	21.6	18.7	21.7	
10. Office or clerical	6.6	4.1	9.0	7.1	6.6	4.8	4.3	7.2	9.8	7.5	2.4	7.5	5.6	8.5	4.6	8.3	
11. Odd jobs	2.0	2.4	1.3	2.3	2.0	2.2	1.3	1.6	3.4	2.0	1.4	1.2	3.0	2.2	2.7	-	
12. Other	24.6	33.3	16.9	24.8	20.5	26.1	22.2	22.1	30.4	23.5	28.9	24.9	21.1	28.5	25.0	32.0	
<i>Item 25160 Subject C01</i>	<i>N†</i>	<i>1593</i>	<i>697</i>	<i>820</i>	<i>1063</i>	<i>168</i>	<i>297</i>	<i>371</i>	<i>595</i>	<i>329</i>	<i>1281</i>	<i>273</i>	<i>817</i>	<i>353</i>	<i>140</i>	<i>253</i>	<i>16</i>
D02C: All things considered, how satisfied are (were) you with that job?																	
1. Completely dissatisfied	6.1	6.2	5.2	5.4	8.9	8.0	3.2	6.9	6.4	5.4	7.8	5.4	6.2	9.9	5.6	-	
2. Quite dissatisfied	7.5	8.5	6.9	6.5	4.4	7.8	6.7	6.6	9.8	7.9	6.5	6.9	9.1	5.8	8.1	12.3	
3. Somewhat dissatisfied	6.9	7.8	6.7	6.4	9.5	5.1	6.0	9.4	5.3	7.2	5.5	6.8	8.0	5.7	6.2	10.2	
4. Neither or mixed feelings	14.4	15.6	12.6	14.3	14.7	13.6	12.3	14.8	16.7	14.8	13.5	14.0	16.2	7.9	17.2	11.2	
5. Somewhat satisfied	20.4	18.7	22.3	20.7	21.0	22.5	22.9	20.0	16.3	19.8	20.4	20.7	18.4	20.3	22.8	13.4	
6. Quite satisfied	30.9	30.8	31.2	32.3	30.0	29.4	38.0	27.1	30.3	31.1	31.9	32.1	28.4	37.1	25.8	38.1	
7. Completely satisfied	13.8	12.3	15.1	14.4	11.6	13.6	10.9	15.1	15.2	13.9	14.6	14.1	13.6	13.2	14.2	14.6	
<i>Item 10910 Subject C01, P02</i>	<i>N†</i>	<i>1524</i>	<i>662</i>	<i>793</i>	<i>1029</i>	<i>154</i>	<i>274</i>	<i>378</i>	<i>557</i>	<i>316</i>	<i>1218</i>	<i>263</i>	<i>768</i>	<i>336</i>	<i>137</i>	<i>257</i>	<i>16</i>
The next questions are about your present or most recent paid job. (If you presently hold more than one paid job, answer for the more important one.)																	

†=excludes respondents for whom question was inappropriate.

DESCRIPTIVE RESULTS: 2007

177

QUESTIONNAIRE FORM 4 2007	TOTAL	SEX		RACE		REGION				COLLEGE PLANS?		ILLICIT DRUG USE: LIFETIME				
		M	F	White	Black	NE	NC	S	W	Yes	No	None	Mari- juana Only	Few Pills	More Pills	Any Her- oin
<i>N (Weighted No. of Cases):</i>	2518	1078	1270	1521	295	476	564	941	538	1942	405	1314	529	203	365	26
<i>% of Weighted Total:</i>	100.0	42.8	50.4	60.4	11.7	18.9	22.4	37.4	21.4	77.1	16.1	52.2	21.0	8.1	14.5	1.0
D03: On the average, how many hours per week do (did) you work on this particular job?																
1. 5 or less hours	10.5	10.8	11.0	10.1	15.1	12.1	10.0	9.0	12.4	11.0	9.1	13.0	10.7	4.8	5.2	-
2. 6 to 10 hours	12.9	11.3	14.0	13.4	12.8	12.8	13.8	11.1	15.3	13.2	9.4	15.0	8.9	18.0	9.9	3.5
3. 11 to 15 hours	17.9	17.2	18.8	19.1	11.1	22.0	19.5	15.1	17.8	18.7	13.1	18.2	19.5	16.4	15.4	18.7
4. 16 to 20 hours	18.0	16.0	18.8	18.2	16.5	23.8	17.2	17.3	15.2	18.8	15.6	16.4	20.8	22.7	16.9	21.8
5. 21 to 25 hours	15.2	17.6	13.8	15.5	14.9	10.6	16.8	17.2	13.9	14.9	17.9	13.8	15.9	13.4	20.1	18.5
6. 26 to 30 hours	12.4	12.3	13.4	12.0	15.4	10.6	12.6	12.9	13.0	12.5	12.0	12.3	12.9	12.1	11.9	28.8
7. 31 to 35 hours	6.1	6.1	5.5	5.4	8.5	3.5	4.8	8.0	6.5	5.1	10.6	5.7	4.7	5.3	10.4	-
8. 36 or more hours	6.8	8.7	4.7	6.2	5.8	4.7	5.3	9.4	5.9	5.7	12.2	5.6	6.6	7.4	10.2	8.7
<i>Item 21540 Subject C01</i>	<i>N†</i> 1693	<i>752</i>	<i>860</i>	<i>1131</i>	<i>176</i>	<i>304</i>	<i>409</i>	<i>630</i>	<i>351</i>	<i>1344</i>	<i>300</i>	<i>854</i>	<i>377</i>	<i>148</i>	<i>282</i>	<i>18</i>
D04: About how old is (was) your supervisor?																
1. Age 20 or younger	3.6	4.6	2.9	2.6	5.5	3.7	3.1	3.8	3.8	2.6	7.3	4.3	3.5	1.6	2.0	9.2
2. 21 to 25	12.0	12.2	12.0	11.0	18.7	13.1	12.6	13.1	8.5	12.3	10.7	11.3	13.8	14.6	11.2	5.3
3. 26 to 30	19.6	20.9	17.5	19.1	17.5	17.5	19.8	18.4	23.7	19.5	20.2	19.0	21.1	17.5	20.4	34.2
4. 31 or older	64.7	62.2	67.7	67.3	58.3	65.7	64.6	64.7	64.1	65.6	61.8	65.4	61.6	66.3	66.4	51.3
<i>Item 21550 Subject C01, M02</i>	<i>N†</i> 1675	<i>750</i>	<i>843</i>	<i>1114</i>	<i>173</i>	<i>304</i>	<i>406</i>	<i>622</i>	<i>343</i>	<i>1326</i>	<i>296</i>	<i>848</i>	<i>380</i>	<i>146</i>	<i>272</i>	<i>16</i>
D05: How many of the other workers are within 2 or 3 years of your own age?																
1. None	17.0	19.9	14.3	17.8	11.7	17.1	17.3	18.2	14.6	16.7	18.1	19.2	13.3	17.6	14.7	26.2
2. A few	29.8	32.5	27.6	29.3	26.8	31.4	31.8	26.9	31.2	29.4	33.3	30.9	25.3	32.4	31.7	14.0
3. About half	17.4	15.0	19.0	16.1	28.0	17.5	17.5	18.7	14.7	17.3	17.1	15.8	19.0	14.9	21.4	11.3
4. Most	17.1	17.1	17.3	16.8	19.6	17.6	16.6	18.5	14.7	17.3	15.5	16.9	20.2	15.0	14.9	20.7
5. Nearly all	13.7	10.9	16.1	15.2	9.1	13.2	12.0	13.4	16.6	14.5	9.9	12.3	19.0	15.4	9.7	24.0
6. All	5.0	4.6	5.6	4.8	4.8	3.3	4.8	4.3	8.2	4.9	6.3	4.8	3.2	4.7	7.6	3.8
<i>Item 21560 Subject C01</i>	<i>N†</i> 1664	<i>741</i>	<i>842</i>	<i>1107</i>	<i>171</i>	<i>301</i>	<i>403</i>	<i>619</i>	<i>341</i>	<i>1318</i>	<i>292</i>	<i>843</i>	<i>373</i>	<i>147</i>	<i>271</i>	<i>16</i>
D06: To what extent did any high school teacher or counselor help you get this job?																
1. Not at all	89.3	89.6	89.2	90.1	82.4	89.6	91.4	87.2	90.6	90.0	88.3	89.4	88.0	91.8	91.5	93.1
2. A little	3.7	4.4	3.2	3.5	4.6	2.5	3.8	4.6	3.1	3.0	6.1	3.5	3.9	2.8	4.4	3.8
3. Some extent	3.5	3.0	3.6	3.1	7.3	3.3	2.2	4.9	2.8	3.6	2.9	3.7	3.5	3.3	2.0	-
4. Considerable extent	1.3	0.9	1.7	1.0	4.5	1.5	1.7	1.4	0.5	1.2	1.0	1.0	2.0	1.2	1.0	3.1
5. A great extent	2.1	2.1	2.3	2.2	1.2	3.1	1.0	1.9	3.0	2.2	1.7	2.4	2.6	1.0	1.1	-
<i>Item 21710 Subject C01, M02</i>	<i>N†</i> 1667	<i>742</i>	<i>843</i>	<i>1114</i>	<i>170</i>	<i>300</i>	<i>403</i>	<i>620</i>	<i>344</i>	<i>1324</i>	<i>291</i>	<i>849</i>	<i>372</i>	<i>146</i>	<i>270</i>	<i>16</i>
D07: Is (was) this job part of a work-study program?																
1. Yes	8.5	7.2	9.3	8.3	10.0	5.2	8.2	12.5	4.6	8.6	8.1	8.3	11.0	5.1	6.7	26.9
2. No	91.5	92.8	90.7	91.7	90.0	94.8	91.8	87.5	95.4	91.4	91.9	91.7	89.0	94.9	93.3	73.1
<i>Item 21720 Subject C01</i>	<i>N†</i> 1672	<i>743</i>	<i>847</i>	<i>1114</i>	<i>169</i>	<i>302</i>	<i>404</i>	<i>620</i>	<i>347</i>	<i>1323</i>	<i>294</i>	<i>852</i>	<i>375</i>	<i>146</i>	<i>270</i>	<i>16</i>
D08: The next questions are about drugs that doctors sometimes prescribe for people who have problems concentrating on one task at a time (attention deficit disorder), or with being too active or too disruptive (hyperactive), or both (ADHD). Stimulant-type drugs (i.e., amphetamine, methylphenidate, and pemoline) are prescribed for these conditions. These drugs include Ritalin, Adderall, Concerta, Metadate, Dexedrine, Focalin, Cylert, and others. Have you ever taken any of these stimulant-type prescription drugs under a doctor's supervision for these conditions? (Do not count drugs that are not stimulant-type, like Strattera, Wellbutrin, Provigil, Tenex, or Tofranil)																
1. No—GO TO Q.D11	92.3	90.1	95.3	91.9	96.6	92.0	91.9	91.2	94.9	93.8	85.8	94.8	94.1	91.5	82.5	77.6
2. Yes, in the past, but not now	5.4	7.6	2.6	5.7	2.3	6.3	4.3	6.5	4.1	4.3	9.8	3.3	4.3	6.4	13.3	15.0
3. Yes, I take them now	2.2	2.2	2.1	2.4	1.1	1.7	3.8	2.3	1.0	1.9	4.4	2.0	1.5	2.1	4.3	7.4
<i>Item 31460 Subject A01j</i>	<i>N</i> 2289	<i>995</i>	<i>1192</i>	<i>1462</i>	<i>256</i>	<i>406</i>	<i>535</i>	<i>850</i>	<i>498</i>	<i>1852</i>	<i>374</i>	<i>1228</i>	<i>490</i>	<i>193</i>	<i>336</i>	<i>23</i>

†=excludes respondents for whom question was inappropriate.

QUESTIONNAIRE FORM 4 2007	TOTAL	SEX		RACE		REGION				COLLEGE PLANS?		ILLICIT DRUG USE: LIFETIME					
		M	F	White	Black	NE	NC	S	W	Yes	No	None	Mari- juana Only	Few Pills	More Pills	Any Her- oin	
<i>N (Weighted No. of Cases):</i>	2518	1078	1270	1521	295	476	564	941	538	1942	405	1314	529	203	365	26	
<i>% of Weighted Total:</i>	100.0	42.8	50.4	60.4	11.7	18.9	22.4	37.4	21.4	77.1	16.1	52.2	21.0	8.1	14.5	1.0	
D09: How old were you when you first took one of these stimulant-type drugs under a doctor's supervision?																	
1. 1-4 yrs. old	7.9	5.2	6.8	7.3	18.6	17.0	6.3	7.8	-	7.5	9.9	9.9	10.3	-	3.3	38.2	
2. 5-9	35.7	38.4	31.8	35.0	50.4	23.3	25.8	45.7	38.5	37.1	28.8	37.7	36.7	44.3	30.7	33.1	
3. 10-14	24.1	24.6	25.7	25.2	9.5	30.1	20.5	23.6	24.4	24.5	25.2	31.9	22.4	15.6	19.2	18.4	
4. 15+ yrs. old	32.3	31.7	35.7	32.5	21.5	29.6	47.5	23.0	37.1	30.8	36.2	20.5	30.6	40.1	46.8	10.2	
<i>Item 31470 Subject A01g</i>	<i>N†</i>	173	94	57	116	9	30	44	75	24	114	51	63	28	15	60	5
D10: Altogether, for about how many years have you actually taken such drugs under a doctor's supervision?																	
1. Less than 1 yr.	28.0	32.5	20.0	29.2	45.5	22.6	24.0	28.7	40.3	24.8	28.7	22.1	24.3	28.1	37.6	25.9	
2. 1 year	6.7	5.9	8.6	6.4	24.2	6.3	8.1	5.7	7.8	6.7	7.5	8.2	5.4	8.7	5.9	-	
3. 2 yrs.	18.0	16.2	15.7	16.6	13.0	13.5	15.6	23.0	12.9	21.2	12.0	17.2	14.3	4.6	23.7	-	
4. 3-5 yrs.	22.2	20.8	33.1	21.9	6.7	24.8	31.9	15.3	23.1	16.9	36.8	23.0	19.3	32.9	17.9	41.0	
5. 6-9 yrs.	15.8	14.2	14.6	16.4	-	11.4	13.8	20.4	10.8	18.9	10.7	16.8	22.1	19.7	10.9	20.8	
6. 10 or more yrs.	9.3	10.4	8.0	9.5	10.7	21.4	6.5	6.8	5.1	11.5	4.3	12.7	14.6	5.9	4.0	12.4	
<i>Item 31480 Subject A01j</i>	<i>N†</i>	173	98	55	118	8	33	42	74	23	115	52	65	27	15	58	5
D11: Have you ever taken a non -stimulant-type prescription drug under a doctor's supervision for these conditions (like Strattera, Wellbutrin, Provigil, Tenex, or Tofranil)?																	
1. No	88.2	87.9	89.3	87.5	89.8	89.6	86.3	88.0	89.5	88.8	85.1	90.4	90.7	91.6	77.6	65.3	
2. Yes, in the past, but not now	4.7	5.0	4.3	5.1	3.2	3.7	5.4	5.8	3.1	4.2	6.3	3.4	2.8	5.3	10.5	25.7	
3. Yes, I take them now	1.9	2.0	1.7	1.9	3.1	2.0	2.0	2.2	1.2	1.7	3.3	1.3	2.1	0.7	4.4	5.1	
8. Don't know	5.2	5.1	4.7	5.5	3.9	4.7	6.3	4.1	6.2	5.4	5.4	4.9	4.5	2.4	7.5	4.0	
<i>Item 31490 Subject A01j</i>	<i>N</i>	2271	992	1181	1449	257	404	538	840	490	1839	368	1221	486	192	326	23
D12: People have different opinions about world problems. How much to you agree or disagree with each of the following statements?																	
D12A: I feel that I can do very little to change the way the world is today																	
1. Disagree	16.0	14.9	16.4	13.0	25.7	17.0	12.2	16.5	18.5	16.6	12.4	16.9	17.9	13.1	10.8	18.8	
2. Mostly disagree	23.7	20.5	27.1	24.4	21.5	27.3	22.7	24.8	20.0	25.4	17.0	25.4	20.7	23.7	22.5	18.9	
3. Neither	25.4	29.3	22.4	27.1	20.8	25.0	25.4	25.1	26.3	25.5	25.3	26.1	27.0	20.3	24.7	16.8	
4. Mostly agree	22.8	21.1	24.0	24.7	18.4	17.7	27.1	22.2	23.3	22.4	25.4	21.9	21.2	27.0	25.9	23.7	
5. Agree	12.0	14.3	10.0	10.9	13.6	12.9	12.6	11.3	11.9	10.0	19.9	9.7	13.2	16.0	16.0	21.8	
<i>Item 10920 Subject I02, J</i>	<i>N</i>	2277	990	1186	1457	257	404	533	848	492	1841	375	1220	481	192	338	22
D12B: It does little good to clean up air and water pollution because this society will not last long enough for it to matter																	
1. Disagree	35.3	31.9	38.7	36.0	34.3	38.4	31.2	36.2	35.6	37.6	23.7	36.9	38.1	27.9	31.4	19.8	
2. Mostly disagree	25.0	24.7	26.2	27.1	17.8	24.9	28.3	23.4	24.4	26.3	19.9	26.5	24.6	25.4	21.4	18.1	
3. Neither	20.8	24.5	17.6	21.4	24.8	15.1	22.8	21.9	21.3	19.0	31.1	19.1	22.1	26.4	21.8	24.3	
4. Mostly agree	11.8	11.7	11.4	10.3	11.0	13.6	11.6	11.2	11.5	11.5	14.0	10.8	9.6	14.5	15.1	18.4	
5. Agree	7.1	7.2	6.1	5.1	12.0	7.9	6.1	7.3	7.2	5.7	11.3	6.8	5.7	5.7	10.2	19.4	
<i>Item 10930 Subject F05, J</i>	<i>N</i>	2272	989	1183	1454	255	401	535	847	490	1836	373	1217	480	192	337	22
D12C: When things get tough enough, we'll put our minds to it and find a technological solution																	
1. Disagree	7.2	7.1	6.7	6.5	8.9	12.0	4.7	7.7	5.1	6.5	10.3	6.2	9.9	6.2	6.2	11.2	
2. Mostly disagree	8.5	8.5	8.7	8.7	8.8	7.8	8.7	8.0	9.6	8.2	10.4	7.7	9.7	7.9	10.2	10.0	
3. Neither	29.8	28.5	30.4	30.6	28.3	28.8	31.8	29.3	29.4	29.2	32.5	28.1	29.5	28.4	36.2	44.9	
4. Mostly agree	37.3	36.8	38.7	39.4	31.0	32.9	39.9	36.7	39.4	39.3	29.0	40.7	35.0	39.0	28.6	14.1	
5. Agree	17.2	19.0	15.5	14.7	23.0	18.4	15.0	18.3	16.5	16.8	17.8	17.2	15.9	18.5	18.8	19.7	
<i>Item 10940 Subject I01, J</i>	<i>N</i>	2266	986	1182	1452	254	396	536	845	489	1832	375	1214	479	192	334	23

†=excludes respondents for whom question was inappropriate.

QUESTIONNAIRE FORM 4 2007	TOTAL	SEX		RACE		REGION				COLLEGE PLANS?		ILLCIT DRUG USE: LIFETIME				
		M	F	White	Black	NE	NC	S	W	Yes	No	None	Mari- juana Only	Few Pills	More Pills	Any Her- oin
<i>N (Weighted No. of Cases):</i>	2518	1078	1270	1521	295	476	564	941	538	1942	405	1314	529	203	365	26
<i>% of Weighted Total:</i>	100.0	42.8	50.4	60.4	11.7	18.9	22.4	37.4	21.4	77.1	16.1	52.2	21.0	8.1	14.5	1.0
D12D: When I think about all the terrible things that have been happening, it is hard for me to hold out much hope for the world																
1. Disagree	17.1	17.2	16.9	17.1	16.5	17.1	14.3	17.9	18.9	17.9	14.5	19.4	16.7	10.1	13.0	18.6
2. Mostly disagree	23.9	23.6	25.4	26.5	17.9	20.7	25.5	23.5	25.6	25.6	16.6	25.9	20.7	23.7	21.9	12.8
3. Neither	29.6	34.4	24.9	29.6	33.5	31.2	31.7	28.8	27.6	28.7	35.0	28.5	32.4	32.1	29.1	18.5
4. Mostly agree	20.3	15.8	23.9	19.8	17.4	22.8	19.2	20.5	19.3	20.6	18.2	18.5	20.3	23.9	24.6	26.7
5. Agree	9.0	9.0	8.9	7.0	14.7	8.2	9.4	9.3	8.6	7.1	15.7	7.7	9.8	10.1	11.4	23.4
<i>Item 10950 Subject J</i>	<i>N</i> 2264	984	1180	1449	255	396	536	841	491	1831	371	1215	478	191	334	23
D12E: I often wonder if there is any real purpose to my life in light of the world situation																
1. Disagree	31.0	29.3	31.6	32.5	30.3	32.9	25.7	31.9	33.9	32.4	26.0	35.3	29.7	25.5	21.7	22.9
2. Mostly disagree	18.1	17.8	18.9	17.8	17.8	18.2	18.5	17.3	18.9	19.5	12.7	18.7	17.5	25.2	13.3	19.5
3. Neither	29.2	31.8	27.3	29.4	27.0	26.7	32.1	27.9	30.3	28.5	32.4	28.2	32.4	23.0	30.9	22.7
4. Mostly agree	14.0	12.7	14.9	13.8	13.6	14.3	15.8	14.6	10.6	14.0	13.9	11.7	13.0	16.4	22.3	22.5
5. Agree	7.7	8.4	7.2	6.5	11.3	7.8	8.0	8.3	6.3	5.5	15.1	6.1	7.4	9.8	11.9	12.4
<i>Item 10960 Subject J</i>	<i>N</i> 2258	980	1179	1444	252	397	535	838	489	1824	372	1209	475	190	337	23
D12F: My guess is that this country will be caught up in a major world upheaval in the next 10 years																
1. Disagree	11.1	11.9	10.4	11.2	13.2	10.3	10.4	12.3	10.1	11.1	11.0	12.4	10.6	11.7	6.1	4.2
2. Mostly disagree	11.8	11.6	12.3	12.9	8.5	8.9	12.4	13.3	11.1	12.9	6.9	13.4	9.6	12.1	10.5	6.7
3. Neither	39.8	38.8	40.2	39.5	44.5	38.5	41.7	37.5	42.8	39.3	44.2	39.6	46.1	30.4	36.6	33.7
4. Mostly agree	23.8	22.7	24.9	23.9	17.7	25.9	23.5	23.4	23.1	24.5	20.9	22.9	22.3	30.7	24.8	31.9
5. Agree	13.5	15.0	12.1	12.5	16.1	16.4	12.0	13.4	12.9	12.2	17.1	11.8	11.4	15.1	22.0	23.5
<i>Item 10970 Subject J</i>	<i>N</i> 2247	973	1175	1441	251	392	530	838	487	1820	368	1205	475	191	333	21
D12G: Nuclear or biological annihilation will probably be the fate of all mankind, within my lifetime																
1. Disagree	25.1	26.7	23.8	26.5	28.5	24.3	20.8	25.9	28.9	25.9	21.6	26.6	27.0	23.3	17.1	25.3
2. Mostly disagree	19.2	19.1	19.2	20.9	14.1	19.7	21.3	18.4	17.9	20.3	14.6	21.0	16.7	19.2	17.4	15.6
3. Neither	37.4	35.1	39.3	36.4	33.8	37.3	40.2	36.6	35.9	36.0	44.8	36.2	41.3	33.5	38.3	32.5
4. Mostly agree	11.2	10.5	11.7	10.5	13.2	12.2	11.7	10.5	10.8	11.9	8.0	10.3	10.0	14.1	13.8	19.7
5. Agree	7.2	8.7	6.0	5.7	10.3	6.6	6.0	8.6	6.6	5.9	11.0	6.0	5.0	9.9	13.4	6.8
<i>Item 10980 Subject J</i>	<i>N</i> 2248	979	1169	1443	246	390	533	839	486	1824	367	1210	470	191	332	23
D12H: The human race has come through tough times before, and will do so again																
1. Disagree	6.1	6.7	5.2	4.6	12.8	8.6	3.6	7.6	4.2	5.4	9.5	5.6	6.8	5.4	5.6	16.7
2. Mostly disagree	5.3	6.1	5.0	5.5	4.3	5.1	4.4	4.6	7.8	5.3	6.4	5.1	5.1	3.4	6.9	14.3
3. Neither	28.9	30.2	27.7	27.8	29.4	26.9	30.0	29.2	28.8	27.9	34.4	27.1	31.9	33.6	29.8	23.8
4. Mostly agree	34.7	31.9	37.5	36.8	28.7	35.9	37.4	32.5	34.3	37.0	23.9	35.6	36.9	33.0	29.9	24.1
5. Agree	25.0	25.2	24.7	25.3	24.8	23.4	24.7	26.1	24.9	24.4	25.8	26.6	19.3	24.6	27.7	21.2
<i>Item 10990 Subject J</i>	<i>N</i> 2253	977	1178	1443	249	392	532	842	487	1825	371	1211	473	191	333	23
The next questions are about alcohol use—this time asking separately about beer, wine, wine coolers, and hard liquor.																
D13: On how many occasions (if any) have you had beer to drink . . .																
D13A: . . . in your lifetime?																
1. 0 occasions	32.2	29.1	36.2	29.1	56.0	23.4	26.8	33.9	42.8	33.0	30.4	52.9	11.4	8.3	7.7	6.1
2. 1-2	14.9	11.2	18.4	14.4	13.3	13.0	17.0	15.8	12.8	15.0	15.0	17.0	16.0	13.6	7.9	5.7
3. 3-5	9.4	8.5	10.4	8.7	8.3	10.6	9.9	10.1	6.8	9.3	10.1	8.8	12.8	13.1	5.1	7.5
4. 6-9	6.6	7.3	6.3	6.6	6.9	6.9	7.1	6.6	6.1	6.6	5.7	5.4	10.4	5.4	6.4	6.9
5. 10-19	9.6	10.6	8.2	10.1	3.1	15.0	10.2	7.1	8.5	10.3	6.0	6.6	11.1	17.2	13.0	6.7
6. 20-39	9.6	10.4	8.4	10.9	6.1	12.5	10.3	8.4	8.7	9.5	10.5	4.1	14.1	17.4	17.4	9.1
7. 40 or more	17.6	23.0	12.0	20.2	6.2	18.7	18.8	18.1	14.3	16.3	22.4	5.1	24.2	25.0	42.5	58.0
<i>Item 11000 Subject A01a</i>	<i>N</i> 2038	884	1069	1342	201	366	483	749	440	1655	328	1056	445	180	324	21

MONITORING THE FUTURE

QUESTIONNAIRE FORM 4 2007	TOTAL	SEX		RACE		REGION				COLLEGE PLANS?		ILLICIT DRUG USE: LIFETIME				
		M	F	White	Black	NE	NC	S	W	Yes	No	None	Mari- juana Only	Few Pills	More Pills	Any Her- oin
<i>N (Weighted No. of Cases):</i>	2518	1078	1270	1521	295	476	564	941	538	1942	405	1314	529	203	365	26
<i>% of Weighted Total:</i>	100.0	42.8	50.4	60.4	11.7	18.9	22.4	37.4	21.4	77.1	16.1	52.2	21.0	8.1	14.5	1.0
D13B: . . . during the last 12 months?																
1. 0 occasions	44.6	37.3	52.3	39.2	68.9	33.7	41.9	46.8	53.1	45.3	43.2	63.8	27.8	26.1	15.9	22.0
2. 1-2	14.4	14.1	14.6	14.7	10.0	15.4	14.3	15.0	12.5	14.3	14.4	15.6	15.3	10.9	11.0	16.2
3. 3-5	9.5	10.0	9.4	9.7	7.0	13.5	8.9	9.1	7.7	9.6	9.0	7.7	13.8	14.2	7.6	4.9
4. 6-9	8.2	8.5	7.6	9.0	6.1	8.3	8.8	8.8	6.2	8.0	8.8	5.1	8.8	13.4	14.6	9.8
5. 10-19	10.9	13.9	7.7	13.0	4.1	13.6	11.3	7.8	13.6	10.9	11.2	4.2	15.6	19.8	22.1	8.5
6. 20-39	6.0	6.7	5.1	7.1	1.0	7.7	8.3	5.1	3.7	6.5	4.2	2.4	10.7	11.0	8.5	13.4
7. 40 or more	6.4	9.6	3.4	7.4	2.8	7.7	6.5	7.5	3.2	5.4	9.1	1.3	8.1	4.6	20.5	25.2
<i>Item 11010 Subject A01b</i>	<i>N</i> 2012	872	1058	1326	200	362	478	742	431	1638	320	1047	436	180	319	21
D13C: . . . during the last 30 days?																
1. 0 occasions	63.4	56.3	70.7	58.4	85.6	55.9	60.8	65.8	68.3	64.3	61.0	81.7	49.7	45.7	32.4	41.4
2. 1-2	14.9	14.8	14.6	16.3	7.6	15.7	15.7	15.9	11.7	14.7	16.3	10.6	20.0	21.0	19.1	9.1
3. 3-5	10.7	15.5	6.3	12.1	3.6	14.2	11.6	7.8	11.5	10.6	8.8	5.0	13.3	19.3	20.9	16.6
4. 6-9	6.1	7.2	4.7	7.5	1.0	7.5	6.7	5.6	5.4	6.1	6.0	1.7	9.6	10.6	13.4	12.8
5. 10-19	2.9	3.5	2.5	3.7	1.7	4.8	2.5	2.6	2.3	2.7	3.6	0.3	4.6	3.4	7.7	20.0
6. 20-39	1.0	0.9	1.1	1.1	-	0.9	1.4	1.1	0.5	0.9	1.7	0.3	2.0	-	2.6	-
7. 40 or more	1.0	1.9	0.2	0.9	0.5	1.0	1.2	1.3	0.3	0.6	2.5	0.3	0.8	-	3.9	-
<i>Item 11020 Subject A01c</i>	<i>N</i> 2009	872	1055	1326	200	361	479	738	432	1635	322	1049	434	178	318	21
D14: Think back over the LAST TWO WEEKS. How many times have you had five or more 12-ounce cans of beer (or the equivalent) in a row?																
1. None	78.0	72.3	83.9	73.4	96.2	70.5	75.7	81.2	81.4	78.8	75.8	91.5	68.9	67.4	53.2	39.0
2. Once	7.8	8.8	6.2	9.0	1.2	11.0	6.6	7.1	7.8	8.1	5.9	3.8	12.1	12.8	12.8	3.7
3. Twice	5.9	6.9	5.2	7.3	0.5	6.8	7.5	4.6	5.7	5.6	6.8	2.4	7.2	9.2	12.9	30.4
4. Three to five times	5.9	8.2	3.8	7.8	1.8	8.2	6.8	5.4	3.8	5.5	7.9	1.5	8.8	8.9	14.0	21.5
5. Six to nine times	1.3	2.0	0.6	1.6	0.3	2.6	2.3	0.6	0.6	1.3	1.2	0.5	2.0	1.3	3.1	5.4
6. Ten or more times	1.0	1.9	0.3	0.9	-	0.9	1.2	1.1	0.6	0.7	2.4	0.2	1.0	0.4	4.0	-
<i>Item 11030 Subject A01d</i>	<i>N</i> 1998	860	1058	1314	198	357	470	734	437	1627	315	1049	436	171	313	17
D15: On how many occasions (if any) have you had wine cooler(s) to drink . . .																
D15A: . . . in your lifetime?																
1. 0 occasions	50.2	59.7	43.3	50.5	52.4	48.8	44.4	48.7	60.3	51.7	43.4	68.2	37.7	25.0	24.6	16.0
2. 1-2	15.8	15.8	15.6	15.9	13.6	16.0	18.4	14.1	15.5	16.0	16.6	14.4	15.0	25.7	15.3	21.5
3. 3-5	11.8	9.6	13.7	12.4	9.8	9.5	14.8	13.1	8.2	11.8	11.8	6.7	18.0	18.0	16.3	25.2
4. 6-9	7.7	5.2	9.8	7.4	10.2	8.9	9.0	7.5	5.4	7.8	6.4	3.9	14.4	7.5	11.4	-
5. 10-19	6.2	4.1	7.5	6.5	5.7	7.1	6.6	6.8	4.1	6.1	6.1	2.7	8.2	10.8	12.6	8.1
6. 20-39	4.4	2.4	5.6	3.9	3.5	5.1	3.8	5.0	3.6	4.0	6.7	2.8	2.8	7.8	9.3	21.3
7. 40 or more	3.8	3.3	4.4	3.5	4.8	4.6	2.9	4.6	2.8	2.5	9.0	1.3	3.9	5.3	10.6	8.0
<i>Item 22620 Subject A01a</i>	<i>N</i> 2036	887	1066	1340	202	358	486	750	442	1645	334	1053	445	181	326	20
D15B: . . . during the last 12 months?																
1. 0 occasions	68.3	77.3	61.8	68.9	65.7	63.4	65.6	67.2	77.2	69.5	62.4	80.1	60.2	55.9	46.4	66.4
2. 1-2	15.4	11.9	17.7	14.6	19.5	18.3	15.8	16.0	11.6	15.6	14.7	11.1	20.8	22.4	19.6	7.5
3. 3-5	6.9	4.0	9.5	7.5	6.4	8.2	9.5	6.7	3.3	6.8	7.4	4.2	9.5	9.8	11.5	-
4. 6-9	4.3	2.3	5.3	4.1	4.9	3.9	4.7	5.0	2.9	4.3	4.9	2.4	5.0	8.0	7.2	8.1
5. 10-19	2.4	2.0	2.8	2.3	0.4	2.6	2.2	1.9	3.1	1.9	4.5	1.0	2.4	0.4	7.6	8.7
6. 20-39	1.5	1.2	1.8	1.7	-	2.1	1.0	1.3	1.7	1.4	1.9	0.9	1.0	3.0	2.7	9.3
7. 40 or more	1.3	1.4	1.2	0.9	3.1	1.5	1.2	1.8	0.3	0.4	4.2	0.3	1.1	0.6	4.9	-
<i>Item 22630 Subject A01b</i>	<i>N</i> 2018	883	1054	1328	200	356	484	742	435	1630	330	1052	435	179	319	20
D15C: . . . during the last 30 days?																
1. 0 occasions	87.3	90.8	83.9	88.1	83.6	84.8	88.1	87.0	89.1	88.5	82.0	92.8	83.7	84.0	77.0	71.8
2. 1-2	8.4	5.5	11.3	7.9	12.3	11.0	8.3	7.7	7.6	8.6	8.1	4.9	12.4	10.7	12.8	23.6
3. 3-5	1.7	1.3	2.0	1.8	1.0	0.5	1.7	2.5	1.2	1.5	3.0	1.3	1.3	0.9	3.8	4.6
4. 6-9	1.0	0.3	1.7	1.1	-	1.7	1.0	0.8	0.8	0.9	1.8	0.6	0.5	1.4	2.8	-
5. 10-19	0.9	1.5	0.5	0.8	0.3	0.5	0.5	1.2	1.3	0.4	3.9	0.1	1.3	3.0	2.1	-
6. 20-39	0.1	-	0.2	0.2	-	0.4	-	0.1	-	0.1	-	0.1	0.2	-	-	-
7. 40 or more	0.5	0.6	0.4	0.1	2.8	1.1	0.4	0.7	-	*	1.3	0.2	0.6	-	1.6	-
<i>Item 22640 Subject A01c</i>	<i>N</i> 2017	883	1053	1328	199	356	484	742	435	1630	330	1052	435	179	319	20

DESCRIPTIVE RESULTS: 2007

181

QUESTIONNAIRE FORM 4 2007	TOTAL	SEX		RACE		REGION				COLLEGE PLANS?		ILLICIT DRUG USE: LIFETIME				
		M	F	White	Black	NE	NC	S	W	Yes	No	None	Mari- juana Only	Few Pills	More Pills	Any Her- oin
<i>N (Weighted No. of Cases):</i>	2518	1078	1270	1521	295	476	564	941	538	1942	405	1314	529	203	365	26
<i>% of Weighted Total:</i>	100.0	42.8	50.4	60.4	11.7	18.9	22.4	37.4	21.4	77.1	16.1	52.2	21.0	8.1	14.5	1.0
D16: Think back over the LAST TWO WEEKS. How many times have you had five or more 12-ounce bottles of wine cooler (or the equivalent) in a row?																
1. None	94.2	95.2	93.0	94.7	92.7	93.9	94.0	94.3	94.5	95.3	88.9	96.9	92.8	93.7	87.7	83.3
2. Once	2.3	1.8	2.8	2.1	2.3	1.6	3.6	2.1	1.6	2.2	2.3	1.1	3.7	2.2	3.5	16.7
3. Twice	1.7	1.1	2.2	1.4	3.4	1.2	1.4	1.7	2.2	1.4	3.2	1.2	1.3	-	4.9	-
4. Three to five times	0.9	0.9	1.1	1.0	-	1.4	0.6	1.3	0.4	0.7	2.3	0.3	0.6	2.4	2.9	-
5. Six to nine times	0.4	0.4	0.4	0.2	0.3	0.5	-	0.5	0.6	0.2	1.0	0.2	0.8	-	0.7	-
6. Ten or more times	0.5	0.6	0.5	0.5	1.3	1.4	0.4	0.1	0.6	0.2	2.3	0.3	0.8	1.6	0.2	-
<i>Item 22650 Subject A01d</i>	<i>N</i> 1977	861	1037	1292	199	342	474	723	438	1605	319	1041	428	174	305	17
D17: On how many occasions (if any) have you had wine to drink, not counting wine coolers . . .																
D17A: . . . in your lifetime?																
1. 0 occasions	49.0	54.1	45.8	45.9	65.2	42.9	42.8	51.9	56.0	48.1	53.6	66.4	37.7	23.8	23.4	9.1
2. 1-2	20.0	16.9	22.9	21.4	14.4	21.9	23.3	17.1	19.9	20.4	19.5	17.7	22.8	30.7	19.0	9.0
3. 3-5	13.0	10.2	14.7	13.3	12.1	13.7	15.1	12.4	11.2	13.6	10.5	8.5	16.2	20.3	19.2	21.2
4. 6-9	6.5	7.5	5.8	7.5	3.0	7.7	7.8	6.4	4.3	6.5	6.2	2.8	8.4	10.4	13.3	19.1
5. 10-19	5.2	5.1	4.9	5.1	1.9	4.5	5.8	5.6	4.7	5.5	3.3	2.0	8.1	8.7	10.1	7.3
6. 20-39	2.4	2.7	2.1	2.9	0.3	3.6	2.2	2.8	1.2	2.5	1.5	1.0	2.0	3.4	7.1	-
7. 40 or more	3.8	3.4	3.7	3.9	3.0	5.7	3.0	3.8	2.8	3.3	5.5	1.6	4.9	2.8	8.0	34.2
<i>Item 11040 Subject A01a</i>	<i>N</i> 2017	875	1058	1332	193	354	485	739	439	1631	332	1046	443	180	316	20
D17B: . . . during the last 12 months?																
1. 0 occasions	64.8	68.2	62.5	61.6	76.9	59.8	59.0	67.2	70.9	63.7	69.6	78.4	56.0	47.2	43.1	26.0
2. 1-2	19.8	16.7	22.5	21.3	16.0	21.1	24.7	18.0	16.6	21.0	15.3	14.4	24.8	33.5	22.7	40.1
3. 3-5	7.0	7.6	6.0	8.3	3.2	6.9	8.9	6.7	5.3	7.0	6.5	3.7	7.6	8.6	16.2	4.4
4. 6-9	3.7	3.5	4.1	3.5	1.1	4.4	2.9	3.4	4.6	3.9	2.7	1.9	5.1	5.4	6.4	12.6
5. 10-19	2.5	1.6	2.9	2.8	1.2	3.8	2.1	2.7	1.5	2.6	1.8	0.7	3.0	3.7	6.8	7.7
6. 20-39	0.8	0.6	1.1	1.2	-	2.0	1.7	0.2	-	0.8	1.3	0.5	0.6	0.4	2.7	-
7. 40 or more	1.4	1.8	0.8	1.1	1.6	2.0	0.6	1.7	1.2	1.0	2.7	0.5	2.9	1.3	2.0	9.1
<i>Item 11050 Subject A01b</i>	<i>N</i> 2013	877	1052	1327	195	354	484	739	436	1630	329	1048	441	178	314	20
D17C: . . . during the last 30 days?																
1. 0 occasions	85.9	87.9	84.7	84.3	91.0	82.4	85.9	86.1	88.5	85.6	86.9	92.2	81.2	82.2	75.1	58.5
2. 1-2	8.8	7.0	10.1	10.0	4.6	9.5	9.8	8.8	6.9	9.5	5.1	5.2	11.7	11.8	13.7	28.0
3. 3-5	3.1	2.8	3.0	3.4	2.8	5.0	2.2	3.2	2.3	3.2	2.9	2.1	2.9	3.6	5.8	4.4
4. 6-9	1.1	1.0	1.2	1.1	-	1.0	1.4	0.6	1.5	1.0	1.3	0.3	1.5	1.2	2.4	9.1
5. 10-19	0.6	0.8	0.5	0.8	0.3	1.0	0.7	0.5	0.4	0.3	2.1	-	1.1	0.3	2.2	-
6. 20-39	0.1	0.1	-	0.1	-	-	-	0.2	-	0.1	-	-	0.3	-	-	-
7. 40 or more	0.5	0.4	0.5	0.4	1.4	1.1	-	0.6	0.4	0.3	1.6	0.1	1.3	0.9	0.7	-
<i>Item 11060 Subject A01c</i>	<i>N</i> 2010	874	1053	1324	195	352	484	739	436	1628	328	1047	440	180	312	20
D18: Think back over the LAST TWO WEEKS. How many times have you had five or more 4-ounce glasses of wine in a row (or the equivalent, which is about three-fourths of a bottle)?																
1. None	94.9	95.3	94.4	94.4	95.2	91.7	95.1	95.6	95.9	94.9	94.6	98.6	91.4	96.1	87.3	78.4
2. Once	2.5	2.3	2.8	3.0	1.9	3.5	3.3	2.0	1.9	2.8	1.4	0.8	3.3	2.2	6.5	21.6
3. Twice	1.4	1.2	1.6	1.7	1.2	3.1	0.9	1.4	0.7	1.5	1.5	0.3	2.8	1.0	3.6	-
4. Three to five times	0.8	0.9	0.7	0.5	-	0.6	0.8	0.4	1.5	0.6	1.4	0.2	1.1	0.6	2.1	-
5. Six to nine times	0.1	0.2	-	0.1	0.3	0.3	-	0.1	-	*	0.3	0.1	0.3	-	-	-
6. Ten or more times	0.3	-	0.5	0.3	1.3	0.8	-	0.5	-	0.2	0.8	-	1.1	-	0.5	-
<i>Item 11070 Subject A01d</i>	<i>N</i> 1981	866	1036	1308	199	348	477	721	434	1609	318	1042	432	175	303	18
These next questions are about hard liquor. (Hard liquor includes whiskey, Scotch, bourbon, gin, vodka, rum, etc., or mixed drinks made with liquor.)																
D19: On how many occasions (if any) have you had liquor to drink . . .																

*=less than .05 percent.

MONITORING THE FUTURE

QUESTIONNAIRE FORM 4 2007	TOTAL	SEX		RACE		REGION				COLLEGE PLANS?		ILLICIT DRUG USE: LIFETIME				
		M	F	White	Black	NE	NC	S	W	Yes	No	None	Mari- juana Only	Few Pills	More Pills	Any Her- oin
<i>N (Weighted No. of Cases):</i>	2518	1078	1270	1521	295	476	564	941	538	1942	405	1314	529	203	365	26
<i>% of Weighted Total:</i>	100.0	42.8	50.4	60.4	11.7	18.9	22.4	37.4	21.4	77.1	16.1	52.2	21.0	8.1	14.5	1.0
D19A: . . . in your lifetime?																
1. 0 occasions	33.9	34.4	34.9	31.2	47.9	28.0	27.0	35.4	43.9	34.5	31.0	55.2	11.5	11.4	7.4	-
2. 1-2	10.3	9.9	11.0	10.1	10.5	9.2	10.2	11.6	9.2	10.3	11.3	14.0	7.0	11.7	2.4	5.9
3. 3-5	10.5	8.7	11.8	10.0	11.6	12.0	14.5	8.5	8.3	11.2	8.1	10.7	13.6	11.0	5.5	8.0
4. 6-9	9.3	7.3	10.7	9.3	8.2	10.1	9.6	8.5	9.8	9.6	8.0	7.2	14.6	14.5	6.6	5.7
5. 10-19	12.0	13.1	11.3	13.5	7.5	11.8	12.0	12.9	10.7	12.7	9.7	6.3	19.6	18.1	17.1	20.0
6. 20-39	9.9	10.4	9.3	11.4	6.2	12.6	11.4	8.9	7.7	9.4	11.7	3.2	15.9	14.2	21.8	10.4
7. 40 or more	14.0	16.2	11.1	14.5	8.0	16.3	15.3	14.1	10.5	12.2	20.2	3.3	17.8	19.1	39.1	50.1
<i>Item 11080 Subject A01a</i>	<i>N</i> 1995	858	1053	1320	195	352	476	734	432	1615	325	1039	428	179	314	21
D19B: . . . during the last 12 months?																
1. 0 occasions	43.0	42.3	45.1	39.4	58.0	35.8	35.6	45.2	53.5	43.1	42.8	64.5	22.3	23.4	11.5	17.3
2. 1-2	15.6	13.3	17.2	15.2	12.1	15.4	18.6	15.5	12.6	15.7	16.1	16.7	17.2	16.4	10.3	11.3
3. 3-5	11.7	11.7	11.5	12.4	11.6	12.9	12.2	11.6	10.4	12.4	9.3	7.8	17.1	18.2	13.7	10.5
4. 6-9	10.6	11.1	10.3	11.9	7.7	13.2	12.3	9.7	8.2	11.0	9.1	5.3	17.2	15.3	17.1	9.9
5. 10-19	9.3	11.0	7.2	10.5	6.1	9.9	9.4	9.2	8.9	9.4	9.1	3.3	14.0	14.0	19.4	19.1
6. 20-39	4.5	4.2	4.8	5.2	1.3	5.5	6.8	3.4	2.9	3.9	5.6	1.2	6.1	5.4	11.9	14.2
7. 40 or more	5.3	6.4	3.9	5.3	3.2	7.5	5.1	5.4	3.6	4.4	8.1	1.1	6.1	7.1	16.1	17.8
<i>Item 11090 Subject A01b</i>	<i>N</i> 1991	858	1048	1319	194	350	478	734	430	1614	323	1040	426	178	314	21
D19C: . . . during the last 30 days?																
1. 0 occasions	65.9	63.8	68.6	63.2	76.1	58.8	61.9	69.4	70.2	66.5	62.5	84.6	53.8	48.9	31.2	33.3
2. 1-2	17.7	16.6	18.0	18.4	15.8	18.3	20.0	16.5	16.9	18.1	16.1	10.5	23.0	28.6	28.4	23.9
3. 3-5	8.9	11.1	6.8	10.1	4.1	12.6	9.1	7.8	7.5	9.1	9.1	2.5	13.3	14.9	20.5	14.7
4. 6-9	3.8	4.5	3.0	4.4	2.1	4.9	4.5	3.0	3.3	3.5	4.0	1.2	5.5	1.3	10.8	15.3
5. 10-19	2.3	2.3	2.4	2.7	0.6	3.1	2.8	1.8	1.7	1.9	4.3	0.6	2.2	4.8	5.7	12.8
6. 20-39	0.5	0.5	0.4	0.6	-	0.9	0.5	0.7	-	0.4	1.2	0.2	0.7	0.6	1.2	-
7. 40 or more	0.9	1.0	0.7	0.7	1.4	1.5	1.2	0.8	0.4	0.5	2.8	0.3	1.5	0.9	2.2	-
<i>Item 11100 Subject A01c</i>	<i>N</i> 1987	851	1049	1316	191	351	476	730	430	1610	325	1037	425	178	311	21
D20: Think back over the LAST TWO WEEKS. How many times have you had five or more mixed drinks or shot glasses of hard liquor in a row?																
1. None	77.1	75.6	78.5	75.0	84.3	68.8	73.3	81.0	81.0	77.9	73.5	91.0	69.0	67.9	44.7	42.3
2. Once	9.6	9.9	9.6	10.6	7.8	11.9	11.1	8.0	8.9	9.6	9.1	3.8	12.1	15.3	23.4	18.6
3. Twice	5.5	5.2	5.4	5.7	3.6	8.7	5.1	4.4	5.2	5.4	6.3	2.8	7.9	6.9	11.2	9.6
4. Three to five times	5.0	6.4	3.9	5.8	2.2	5.5	6.6	4.7	3.6	4.9	5.5	1.4	7.3	7.3	13.0	19.9
5. Six to nine times	1.2	1.0	1.3	1.5	0.3	2.1	2.3	0.6	0.4	1.0	2.2	0.3	1.6	0.5	3.8	9.5
6. Ten or more times	1.6	1.9	1.3	1.4	1.7	3.0	1.5	1.3	1.0	1.2	3.5	0.7	2.1	2.2	3.9	-
<i>Item 11110 Subject A01d</i>	<i>N</i> 1900	825	1000	1257	187	331	454	692	422	1543	305	1018	399	174	280	17
D21: The next questions are on another topic. Do you know about how much an ounce of marijuana would cost in your area?																
88. Don't know	67.6	59.3	75.2	67.9	66.9	60.9	68.5	67.9	71.3	70.3	58.3	87.0	53.3	48.4	31.2	21.6
01. Less than \$50	9.6	10.4	9.3	8.3	11.6	9.1	7.9	11.4	8.9	9.4	8.6	5.9	14.2	13.6	13.1	15.1
02. \$50-\$99	7.7	8.3	6.9	7.1	10.1	7.6	8.0	8.5	6.3	7.1	10.4	3.2	12.2	12.2	15.5	10.0
03. \$100-\$149	6.4	8.6	4.2	6.8	5.8	7.6	8.7	6.1	3.5	5.9	9.0	1.6	8.5	12.4	17.7	11.2
04. \$150-\$199	2.8	3.9	1.8	3.2	1.9	4.8	2.4	2.8	1.7	2.2	5.4	0.9	4.1	5.1	6.0	13.3
05. \$200-\$249	2.0	3.3	0.9	2.3	1.6	4.2	1.7	0.7	2.9	1.7	2.9	0.5	3.0	2.2	6.0	5.5
06. \$250-\$299	1.5	2.5	0.6	1.6	-	2.1	0.8	0.8	3.1	1.2	2.7	0.5	1.8	2.0	4.7	4.0
07. \$300-\$399	1.4	2.4	0.8	1.6	1.8	1.5	1.3	1.3	1.8	1.4	1.9	0.2	2.4	2.4	3.2	13.4
08. \$400-\$499	0.5	0.9	0.1	0.7	-	1.1	0.4	0.4	0.2	0.4	0.6	-	0.4	1.0	1.6	5.8
09. \$500 or more	0.4	0.4	0.2	0.5	0.3	1.1	0.5	0.1	0.2	0.4	0.3	0.2	0.2	0.7	0.9	-
<i>Item 20506 Subject A01m</i>	<i>N</i> 2222	958	1164	1430	247	383	528	828	482	1801	364	1200	467	188	325	23
D22: During the past 12 months, how often have you seen people selling illegal drugs in your neighborhood?																
1. Never	61.6	58.1	64.6	63.2	57.3	47.5	62.7	64.7	66.1	63.1	56.9	73.6	52.3	46.9	40.7	22.5
2. A few times a year	14.9	15.6	14.8	15.3	12.2	17.3	13.8	13.9	16.0	15.2	13.5	13.9	18.0	18.6	12.5	14.3
3. Once or twice a month	8.5	10.1	7.1	9.2	4.8	10.6	9.3	5.8	10.3	8.6	8.4	4.9	10.8	15.6	13.5	18.9
4. At least once a week	7.6	7.6	6.9	7.0	11.9	13.5	8.1	7.1	3.1	7.0	8.7	4.2	9.5	10.4	16.1	3.6
5. Almost every day	7.5	8.6	6.5	5.2	13.7	11.1	6.1	8.5	4.5	6.1	12.5	3.3	9.4	8.6	17.2	40.7
<i>Item 30880 Subject A03a</i>	<i>N</i> 2214	957	1162	1430	240	382	528	821	484	1796	362	1193	464	190	323	23

QUESTIONNAIRE FORM 4 2007	TOTAL	SEX		RACE		REGION				COLLEGE PLANS?		ILLICIT DRUG USE: LIFETIME					
		M	F	White	Black	NE	NC	S	W	Yes	No	None	Mari- juana Only	Few Pills	More Pills	Any Her- oin	
<i>N (Weighted No. of Cases):</i>	2518	1078	1270	1521	295	476	564	941	538	1942	405	1314	529	203	365	26	
<i>% of Weighted Total:</i>	100.0	42.8	50.4	60.4	11.7	18.9	22.4	37.4	21.4	77.1	16.1	52.2	21.0	8.1	14.5	1.0	
These next questions ask for your opinions about the military services in the United States.																	
E01: To what extent do you think the following opportunities are available to people who work in the military services?																	
E01A: A chance to get ahead																	
1. To a very little extent	11.2	12.7	9.4	8.8	19.8	15.1	9.1	11.0	11.1	10.4	15.5	10.4	14.6	8.2	10.3	15.1	
2. To a little extent	11.7	12.8	10.9	12.0	8.9	12.3	13.0	8.0	16.0	11.7	10.2	10.9	12.6	10.6	11.3	24.5	
3. To some extent	42.1	39.7	45.0	44.5	30.2	43.0	42.5	39.8	44.8	43.4	39.0	43.6	39.7	44.9	39.4	34.6	
4. To a great extent	20.7	21.0	20.7	21.0	22.9	17.8	23.5	22.4	16.9	21.1	18.6	21.9	18.2	21.8	20.8	19.3	
5. To a very great extent	14.3	13.7	14.0	13.7	18.2	11.8	11.9	18.7	11.2	13.3	16.7	13.2	14.8	14.5	18.2	6.5	
<i>Item 11120 Subject L04</i>	<i>N</i>	<i>2155</i>	<i>933</i>	<i>1129</i>	<i>1392</i>	<i>228</i>	<i>366</i>	<i>514</i>	<i>810</i>	<i>465</i>	<i>1749</i>	<i>354</i>	<i>1168</i>	<i>453</i>	<i>184</i>	<i>306</i>	<i>21</i>
E01B: A chance to get more education																	
1. To a very little extent	8.3	10.7	5.6	6.6	14.6	9.1	8.2	7.8	8.4	7.5	12.1	7.7	9.5	6.3	9.0	12.2	
2. To a little extent	10.3	10.2	10.0	10.3	9.0	12.3	9.6	9.3	11.1	10.3	9.6	9.7	10.5	11.3	9.7	15.7	
3. To some extent	34.1	34.1	34.9	35.8	27.3	35.1	35.4	29.4	40.0	34.5	33.6	33.9	36.1	32.3	32.3	37.3	
4. To a great extent	29.5	27.8	31.1	31.1	24.8	30.7	31.0	30.9	24.7	30.9	24.2	30.7	27.9	33.0	27.5	22.0	
5. To a very great extent	17.8	17.2	18.5	16.3	24.3	12.8	15.8	22.6	15.8	16.8	20.5	18.1	15.9	17.0	21.4	12.8	
<i>Item 11130 Subject B10, L04</i>	<i>N</i>	<i>2155</i>	<i>933</i>	<i>1128</i>	<i>1389</i>	<i>229</i>	<i>365</i>	<i>515</i>	<i>810</i>	<i>465</i>	<i>1751</i>	<i>351</i>	<i>1170</i>	<i>452</i>	<i>184</i>	<i>306</i>	<i>21</i>
E01C: A chance to advance to a more responsible position																	
1. To a very little extent	6.9	9.4	4.5	5.1	12.0	7.0	7.2	6.7	6.8	5.9	11.6	6.3	8.5	6.1	6.6	7.8	
2. To a little extent	8.1	8.3	7.8	8.2	5.2	9.0	8.4	7.2	8.7	7.9	9.5	7.9	7.9	8.8	8.5	15.5	
3. To some extent	30.4	31.0	30.2	31.6	29.5	31.3	30.7	26.6	36.0	30.8	29.3	30.7	31.0	36.0	24.1	38.5	
4. To a great extent	33.5	31.0	36.4	34.9	27.0	37.1	35.0	33.6	29.1	34.8	28.1	34.3	33.7	24.8	36.3	28.2	
5. To a very great extent	21.1	20.3	21.0	20.1	26.4	15.7	18.7	25.9	19.4	20.6	21.5	20.9	18.8	24.3	24.4	10.1	
<i>Item 11140 Subject L04</i>	<i>N</i>	<i>2148</i>	<i>930</i>	<i>1126</i>	<i>1389</i>	<i>228</i>	<i>364</i>	<i>515</i>	<i>809</i>	<i>461</i>	<i>1746</i>	<i>350</i>	<i>1168</i>	<i>448</i>	<i>184</i>	<i>304</i>	<i>21</i>
E01D: A chance to have a personally more fulfilling job																	
1. To a very little extent	9.2	11.8	6.9	7.8	13.3	12.6	9.5	7.9	8.6	8.9	10.7	8.3	11.1	9.0	9.4	13.8	
2. To a little extent	11.1	11.6	10.9	11.3	6.6	10.1	13.3	9.6	12.0	11.1	11.7	10.5	10.8	9.7	13.1	13.3	
3. To some extent	31.7	30.8	32.6	33.4	25.4	30.6	31.6	29.0	37.3	31.8	31.5	32.2	31.8	34.3	28.7	31.1	
4. To a great extent	29.2	25.9	31.8	30.2	30.6	32.6	29.1	29.6	25.7	30.7	23.3	30.4	27.0	27.1	28.3	32.2	
5. To a very great extent	18.8	19.9	17.8	17.3	24.0	14.2	16.5	23.8	16.4	17.5	22.7	18.5	19.2	19.9	20.5	9.6	
<i>Item 11150 Subject C05, L04</i>	<i>N</i>	<i>2151</i>	<i>929</i>	<i>1131</i>	<i>1391</i>	<i>228</i>	<i>367</i>	<i>514</i>	<i>806</i>	<i>463</i>	<i>1747</i>	<i>353</i>	<i>1168</i>	<i>450</i>	<i>184</i>	<i>306</i>	<i>21</i>
E01E: A chance to get their ideas heard																	
1. To a very little extent	18.9	23.4	15.0	18.6	20.7	20.8	20.9	17.8	17.1	19.0	18.8	17.5	20.4	21.4	20.3	24.5	
2. To a little extent	18.3	17.2	19.7	18.2	17.3	18.4	16.8	18.1	20.1	19.6	13.5	19.1	17.0	16.4	18.4	21.8	
3. To some extent	33.2	32.8	33.2	35.0	27.7	31.8	37.2	29.9	35.7	34.0	29.7	33.5	34.1	28.7	31.6	35.5	
4. To a great extent	17.5	14.8	19.8	18.0	15.9	19.9	16.5	18.0	15.6	16.8	20.4	18.0	17.2	19.4	15.7	8.1	
5. To a very great extent	12.1	11.8	12.2	10.2	18.4	9.0	8.6	16.2	11.4	10.6	17.5	11.8	11.3	14.1	14.0	10.1	
<i>Item 11160 Subject L04</i>	<i>N</i>	<i>2134</i>	<i>923</i>	<i>1120</i>	<i>1380</i>	<i>224</i>	<i>362</i>	<i>508</i>	<i>802</i>	<i>462</i>	<i>1737</i>	<i>347</i>	<i>1158</i>	<i>446</i>	<i>183</i>	<i>304</i>	<i>21</i>
E02: To what extent is it likely that a person in the military can get things changed and set right if treated unjustly by a superior?																	
1. To a very little extent	19.9	23.1	16.8	18.5	25.9	23.9	19.4	18.8	19.5	20.0	20.2	18.0	21.3	22.8	22.3	29.8	
2. To a little extent	23.7	24.0	24.4	25.1	20.8	23.6	23.1	24.2	23.6	24.6	19.1	23.1	22.4	24.5	28.2	14.1	
3. To some extent	37.7	34.9	39.9	38.6	30.8	36.4	40.2	35.7	39.4	37.5	40.1	38.4	39.6	35.8	33.4	50.0	
4. To a great extent	12.6	11.6	13.6	12.4	13.9	11.6	12.7	12.8	13.0	12.4	14.0	14.3	12.2	9.6	9.4	2.9	
5. To a very great extent	6.0	6.4	5.4	5.5	8.5	4.4	4.7	8.5	4.6	5.6	6.6	6.2	4.5	7.4	6.7	3.1	
<i>Item 11170 Subject L04</i>	<i>N</i>	<i>2122</i>	<i>925</i>	<i>1107</i>	<i>1373</i>	<i>222</i>	<i>359</i>	<i>508</i>	<i>798</i>	<i>457</i>	<i>1724</i>	<i>348</i>	<i>1150</i>	<i>447</i>	<i>180</i>	<i>301</i>	<i>21</i>
E03: To what extent do you think there is any discrimination against women who are in the armed services?																	
1. To a very little extent	14.9	19.2	11.0	14.4	17.0	11.6	14.4	16.7	15.0	13.3	22.7	14.8	14.0	14.3	17.0	11.7	
2. To a little extent	20.2	20.6	20.1	21.8	17.9	19.5	20.1	21.4	18.8	20.7	18.6	21.7	16.7	23.2	18.2	17.2	
3. To some extent	38.7	36.7	40.6	38.6	33.8	39.2	39.5	35.3	43.5	39.1	37.6	38.9	40.4	32.6	39.5	32.4	
4. To a great extent	17.2	15.9	18.3	17.6	16.3	22.0	18.2	16.3	13.6	18.0	13.2	16.0	19.6	20.7	14.8	31.3	
5. To a very great extent	9.0	7.6	10.0	7.7	15.1	7.6	7.7	10.4	9.1	8.9	7.8	8.5	9.2	9.4	10.6	7.4	
<i>Item 11180 Subject D06, L04</i>	<i>N</i>	<i>2124</i>	<i>923</i>	<i>1111</i>	<i>1379</i>	<i>220</i>	<i>360</i>	<i>509</i>	<i>795</i>	<i>460</i>	<i>1725</i>	<i>348</i>	<i>1151</i>	<i>445</i>	<i>183</i>	<i>302</i>	<i>21</i>

QUESTIONNAIRE FORM 4 2007	TOTAL	SEX		RACE		REGION				COLLEGE PLANS?		ILLICIT DRUG USE: LIFETIME				
		M	F	White	Black	NE	NC	S	W	Yes	No	None	Mari- juana Only	Few Pills	More Pills	Any Her- oin
<i>N (Weighted No. of Cases):</i>	2518	1078	1270	1521	295	476	564	941	538	1942	405	1314	529	203	365	26
<i>% of Weighted Total:</i>	100.0	42.8	50.4	60.4	11.7	18.9	22.4	37.4	21.4	77.1	16.1	52.2	21.0	8.1	14.5	1.0
E04: To what extent do you think there is any discrimination against African American people who are in the armed services?																
1. To a very little extent	27.4	33.4	22.7	29.4	23.7	22.2	27.1	29.3	28.4	27.3	28.9	29.1	26.4	21.6	27.5	18.7
2. To a little extent	24.6	23.8	24.7	25.6	18.1	25.1	27.9	23.9	21.7	24.9	22.8	24.3	21.6	29.8	26.5	23.2
3. To some extent	34.2	30.2	37.5	33.1	35.8	38.6	32.4	31.3	37.4	34.5	32.9	33.5	36.5	34.7	32.9	35.0
4. To a great extent	8.6	6.8	10.4	8.1	11.5	9.8	8.2	9.1	7.2	8.9	7.8	8.5	10.9	6.1	6.7	17.0
5. To a very great extent	5.2	5.7	4.7	3.8	10.9	4.3	4.3	6.3	5.1	4.4	7.6	4.7	4.5	7.9	6.4	6.1
<i>Item 11190 Subject L04, N02</i>	<i>N</i> 2122	<i>920</i>	<i>1113</i>	<i>1375</i>	<i>220</i>	<i>359</i>	<i>511</i>	<i>793</i>	<i>459</i>	<i>1722</i>	<i>349</i>	<i>1148</i>	<i>447</i>	<i>180</i>	<i>304</i>	<i>21</i>
E05: If YOU felt that it was necessary for the U.S. to fight in some future war, how likely is it that you would volunteer for military service in that war?																
1. I'm sure that I would volunteer	10.9	13.5	8.3	10.8	10.4	11.0	11.5	12.8	6.9	10.3	15.3	11.0	8.9	7.7	14.0	18.2
2. I would very likely volunteer	3.1	5.0	1.3	3.3	2.4	3.5	2.9	3.7	1.8	2.9	3.4	3.0	2.6	4.0	3.4	-
3. I would probably volunteer	10.7	15.7	6.6	11.7	3.1	8.3	8.6	12.4	12.2	10.6	11.2	10.6	11.1	13.0	10.2	7.2
4. I would probably NOT volunteer	15.5	18.7	13.2	16.7	8.6	11.0	14.8	17.4	16.5	15.6	14.6	16.5	13.4	14.6	16.0	6.6
5. I would very likely NOT volunteer	9.1	9.0	9.3	10.9	5.8	9.1	10.6	6.9	11.1	9.8	6.3	8.2	10.2	14.8	7.5	9.5
6. I would definitely NOT volunteer	30.6	22.2	38.1	29.6	45.4	32.4	31.0	28.2	32.8	32.1	22.6	32.3	33.0	23.5	24.5	31.0
7. In my opinion, there is no such thing as a "necessary" war	20.1	15.9	23.1	16.9	24.3	24.6	20.6	18.6	18.7	18.9	26.7	18.3	20.8	22.3	24.5	27.5
<i>Item 11220 Subject L03</i>	<i>N</i> 2156	<i>929</i>	<i>1132</i>	<i>1404</i>	<i>223</i>	<i>369</i>	<i>517</i>	<i>807</i>	<i>463</i>	<i>1752</i>	<i>350</i>	<i>1166</i>	<i>448</i>	<i>179</i>	<i>314</i>	<i>24</i>
E06: How do you think your CLOSE FRIENDS feel (or would feel) about YOU doing each of the following things?																
E06A: Smoking one or more packs of cigarettes per day																
1. Not disapprove	18.6	22.7	14.5	19.3	14.2	17.1	19.1	21.6	14.0	15.2	32.8	11.3	24.2	21.0	34.0	44.4
2. Disapprove	31.0	34.4	27.7	30.9	31.1	37.7	31.8	29.7	26.9	30.7	33.0	25.1	34.0	40.6	42.4	26.5
3. Strongly disapprove	50.4	42.9	57.8	49.7	54.7	45.1	49.1	48.7	59.2	54.0	34.2	63.6	41.8	38.3	23.5	29.0
<i>Item 11470 Subject A12b</i>	<i>N</i> 2184	<i>938</i>	<i>1148</i>	<i>1417</i>	<i>231</i>	<i>372</i>	<i>520</i>	<i>820</i>	<i>472</i>	<i>1764</i>	<i>356</i>	<i>1164</i>	<i>463</i>	<i>184</i>	<i>322</i>	<i>24</i>
E06B: Trying marijuana (pot, weed) once or twice																
1. Not disapprove	39.6	42.0	36.5	41.6	36.2	50.5	40.0	36.9	35.2	38.1	45.1	17.7	64.7	54.3	74.1	66.9
2. Disapprove	23.5	26.0	22.0	21.8	32.5	23.2	25.5	22.3	23.6	23.1	26.1	24.7	23.5	25.7	17.0	21.1
3. Strongly disapprove	36.9	32.0	41.5	36.6	31.4	26.3	34.4	40.8	41.2	38.9	28.8	57.7	11.9	20.1	8.9	12.1
<i>Item 11480 Subject A12b</i>	<i>N</i> 2180	<i>934</i>	<i>1146</i>	<i>1414</i>	<i>231</i>	<i>370</i>	<i>519</i>	<i>820</i>	<i>471</i>	<i>1758</i>	<i>356</i>	<i>1163</i>	<i>461</i>	<i>183</i>	<i>324</i>	<i>24</i>
E06C: Smoking marijuana occasionally																
1. Not disapprove	34.2	36.5	31.6	35.7	31.6	46.1	32.9	32.7	29.1	31.9	42.2	14.1	53.9	47.8	69.6	67.2
2. Disapprove	22.9	26.8	19.9	21.6	31.7	21.2	25.9	21.8	22.7	22.7	25.0	22.4	27.1	23.7	18.6	11.7
3. Strongly disapprove	42.9	36.7	48.5	42.7	36.7	32.7	41.3	45.5	48.2	45.4	32.8	63.5	19.0	28.5	11.8	21.0
<i>Item 11490 Subject A12b</i>	<i>N</i> 2171	<i>931</i>	<i>1142</i>	<i>1408</i>	<i>229</i>	<i>367</i>	<i>515</i>	<i>819</i>	<i>470</i>	<i>1750</i>	<i>356</i>	<i>1157</i>	<i>457</i>	<i>183</i>	<i>324</i>	<i>24</i>
E06D: Smoking marijuana regularly																
1. Not disapprove	21.7	25.8	17.4	22.1	20.8	30.0	20.0	21.2	17.7	18.0	35.6	7.9	32.3	28.9	51.6	45.8
2. Disapprove	24.7	26.2	23.3	23.2	33.4	26.8	26.3	24.5	21.7	25.2	23.6	19.5	34.3	28.5	27.4	25.2
3. Strongly disapprove	53.6	48.0	59.3	54.7	45.8	43.2	53.6	54.3	60.6	56.8	40.7	72.7	33.4	42.7	20.9	29.0
<i>Item 11500 Subject A12b</i>	<i>N</i> 2165	<i>927</i>	<i>1139</i>	<i>1408</i>	<i>228</i>	<i>366</i>	<i>515</i>	<i>815</i>	<i>469</i>	<i>1748</i>	<i>354</i>	<i>1160</i>	<i>453</i>	<i>182</i>	<i>320</i>	<i>24</i>
E06E: Trying LSD once or twice																
1. Not disapprove	11.6	14.1	9.7	12.3	7.4	14.2	9.7	13.5	8.3	10.4	16.6	6.8	9.4	14.7	29.4	22.2
2. Disapprove	20.9	25.7	15.8	20.2	22.1	23.5	20.3	20.2	20.7	19.0	28.0	16.1	25.1	22.1	30.3	27.1
3. Strongly disapprove	67.5	60.2	74.6	67.5	70.5	62.3	70.0	66.3	71.0	70.7	55.4	77.1	65.4	63.2	40.3	50.7
<i>Item 11510 Subject A12b</i>	<i>N</i> 2172	<i>931</i>	<i>1141</i>	<i>1412</i>	<i>224</i>	<i>365</i>	<i>520</i>	<i>816</i>	<i>470</i>	<i>1751</i>	<i>355</i>	<i>1158</i>	<i>456</i>	<i>184</i>	<i>324</i>	<i>24</i>
E06F: Trying an amphetamine (upper, pep pill, bennie, speed) once or twice																
1. Not disapprove	12.7	15.4	10.6	13.3	9.6	16.5	9.8	15.0	9.1	11.3	18.6	7.2	9.9	17.9	33.1	29.1
2. Disapprove	22.9	26.4	18.8	22.6	23.4	24.0	24.5	21.9	21.8	21.2	29.4	17.2	25.7	28.1	36.2	28.8
3. Strongly disapprove	64.4	58.2	70.6	64.1	67.0	59.4	65.7	63.0	69.1	67.5	52.0	75.7	64.4	54.0	30.7	42.1
<i>Item 11520 Subject A12b</i>	<i>N</i> 2176	<i>933</i>	<i>1144</i>	<i>1410</i>	<i>229</i>	<i>367</i>	<i>519</i>	<i>820</i>	<i>471</i>	<i>1754</i>	<i>358</i>	<i>1161</i>	<i>456</i>	<i>184</i>	<i>324</i>	<i>24</i>

DESCRIPTIVE RESULTS: 2007

185

QUESTIONNAIRE FORM 4 2007	TOTAL	SEX		RACE		REGION				COLLEGE PLANS?		ILLICIT DRUG USE: LIFETIME				
		M	F	White	Black	NE	NC	S	W	Yes	No	None	Mari- juana Only	Few Pills	More Pills	Any Her- oin
<i>N (Weighted No. of Cases):</i>	2518	1078	1270	1521	295	476	564	941	538	1942	405	1314	529	203	365	26
<i>% of Weighted Total:</i>	100.0	42.8	50.4	60.4	11.7	18.9	22.4	37.4	21.4	77.1	16.1	52.2	21.0	8.1	14.5	1.0
E06G: Trying cocaine once or twice																
1. Not disapprove	10.4	11.3	9.0	10.3	7.8	15.3	7.1	11.2	8.7	9.0	15.9	6.0	7.5	13.7	27.7	25.6
2. Disapprove	19.5	24.0	15.2	18.9	19.1	18.6	20.3	19.3	19.8	18.0	26.3	15.8	20.2	22.5	28.8	23.3
3. Strongly disapprove	70.1	64.8	75.8	70.9	73.1	66.1	72.6	69.5	71.5	73.1	57.7	78.2	72.3	63.8	43.5	51.1
<i>Item 11525 Subject A12b</i>	<i>N 2175</i>	<i>930</i>	<i>1145</i>	<i>1409</i>	<i>229</i>	<i>367</i>	<i>518</i>	<i>818</i>	<i>471</i>	<i>1754</i>	<i>356</i>	<i>1161</i>	<i>455</i>	<i>184</i>	<i>324</i>	<i>24</i>
E06H: Taking cocaine occasionally																
1. Not disapprove	6.9	8.6	5.5	5.8	9.3	8.0	4.2	8.9	5.5	5.3	12.6	5.1	6.0	5.4	14.1	20.9
2. Disapprove	17.8	19.8	15.1	17.3	18.6	21.0	17.6	18.3	14.7	16.3	25.6	14.1	17.6	20.0	28.3	30.0
3. Strongly disapprove	75.3	71.6	79.4	77.0	72.0	70.9	78.2	72.8	79.9	78.4	61.8	80.9	76.4	74.6	57.5	49.0
<i>Item 11526 Subject A12b</i>	<i>N 2164</i>	<i>924</i>	<i>1141</i>	<i>1401</i>	<i>229</i>	<i>367</i>	<i>515</i>	<i>813</i>	<i>469</i>	<i>1747</i>	<i>353</i>	<i>1157</i>	<i>448</i>	<i>184</i>	<i>324</i>	<i>24</i>
E06I: Taking one or two drinks nearly every day																
1. Not disapprove	25.5	31.9	19.3	26.3	25.0	27.2	25.6	28.9	18.1	22.6	38.2	16.5	28.6	31.2	49.3	51.3
2. Disapprove	30.7	33.9	27.8	31.1	28.7	34.8	31.8	28.7	29.9	30.5	30.7	25.9	38.1	33.6	34.4	25.8
3. Strongly disapprove	43.8	34.2	52.9	42.6	46.3	38.0	42.5	42.4	52.1	46.8	31.1	57.6	33.3	35.2	16.4	22.9
<i>Item 11530 Subject A12b</i>	<i>N 2170</i>	<i>932</i>	<i>1138</i>	<i>1408</i>	<i>229</i>	<i>364</i>	<i>519</i>	<i>818</i>	<i>469</i>	<i>1750</i>	<i>356</i>	<i>1159</i>	<i>453</i>	<i>184</i>	<i>323</i>	<i>24</i>
E06J: Taking four or five drinks nearly every day																
1. Not disapprove	15.2	21.2	9.5	15.0	15.9	14.8	15.9	18.6	9.1	12.3	27.9	9.8	15.2	19.5	31.5	26.2
2. Disapprove	27.0	31.0	23.2	27.7	27.3	28.5	25.7	28.3	25.2	25.4	32.5	21.1	33.5	27.0	37.6	40.9
3. Strongly disapprove	57.7	47.7	67.3	57.3	56.8	56.8	58.4	53.2	65.7	62.3	39.6	69.0	51.3	53.5	30.8	32.9
<i>Item 11540 Subject A12b</i>	<i>N 2161</i>	<i>933</i>	<i>1129</i>	<i>1401</i>	<i>225</i>	<i>363</i>	<i>514</i>	<i>814</i>	<i>469</i>	<i>1747</i>	<i>351</i>	<i>1157</i>	<i>450</i>	<i>184</i>	<i>321</i>	<i>24</i>
E06K: Having five or more drinks once or twice each weekend																
1. Not disapprove	40.0	47.3	32.8	44.3	26.1	44.7	46.0	40.0	29.9	38.7	45.7	23.2	52.2	52.8	76.6	52.7
2. Disapprove	21.9	22.0	22.0	21.0	25.1	24.4	20.9	22.6	20.1	21.2	24.5	22.6	23.2	26.1	14.7	20.6
3. Strongly disapprove	38.0	30.7	45.3	34.6	48.9	30.9	33.1	37.4	50.0	40.1	29.8	54.1	24.6	21.0	8.7	26.8
<i>Item 11550 Subject A12b</i>	<i>N 2163</i>	<i>931</i>	<i>1133</i>	<i>1407</i>	<i>224</i>	<i>361</i>	<i>517</i>	<i>816</i>	<i>470</i>	<i>1744</i>	<i>354</i>	<i>1155</i>	<i>450</i>	<i>184</i>	<i>324</i>	<i>24</i>
E06L: Driving a car after having 1-2 drinks																
1. Not disapprove	17.8	23.0	12.8	18.7	13.4	17.3	18.3	20.3	13.2	16.6	21.8	9.9	22.3	22.8	35.2	34.0
2. Disapprove	27.0	29.2	24.7	27.3	25.3	30.5	27.8	26.3	24.8	26.1	31.9	23.1	32.6	30.2	32.0	28.9
3. Strongly disapprove	55.2	47.8	62.4	54.0	61.2	52.2	53.9	53.4	62.0	57.3	46.2	67.0	45.1	47.0	32.7	37.1
<i>Item 11551 Subject A12b</i>	<i>N 2163</i>	<i>932</i>	<i>1132</i>	<i>1407</i>	<i>225</i>	<i>361</i>	<i>518</i>	<i>815</i>	<i>469</i>	<i>1744</i>	<i>356</i>	<i>1156</i>	<i>449</i>	<i>183</i>	<i>324</i>	<i>24</i>
E06M: Driving a car after having 5 or more drinks																
1. Not disapprove	6.4	9.3	4.1	5.9	8.4	7.4	4.6	8.1	4.6	5.0	11.7	4.9	8.2	5.7	9.1	10.7
2. Disapprove	15.8	18.8	12.5	15.0	16.3	16.4	14.9	16.8	14.4	14.5	21.8	12.0	16.0	14.1	27.7	25.8
3. Strongly disapprove	77.8	71.8	83.4	79.0	75.2	76.2	80.5	75.1	80.9	80.4	66.5	83.1	75.8	80.2	63.2	63.5
<i>Item 11552 Subject A12b</i>	<i>N 2155</i>	<i>928</i>	<i>1132</i>	<i>1403</i>	<i>224</i>	<i>362</i>	<i>517</i>	<i>808</i>	<i>468</i>	<i>1744</i>	<i>351</i>	<i>1154</i>	<i>448</i>	<i>183</i>	<i>323</i>	<i>24</i>
E07: These days, how many people in the following groups would you guess use illicit drugs (like marijuana, cocaine, etc.) occasionally or regularly?																
E07A: Professional athletes																
1. 0% to 10%	17.1	18.2	16.6	16.2	17.6	15.4	18.0	15.9	19.6	17.3	16.4	18.6	16.0	17.2	12.5	5.5
2. 11% to 30%	24.6	26.1	23.5	27.2	16.8	26.7	26.3	22.9	23.9	25.3	21.9	26.6	22.7	27.3	19.1	12.9
3. 31% to 50%	19.8	19.7	20.4	20.6	22.6	17.9	21.1	19.7	19.9	21.4	13.7	17.6	22.8	23.3	23.0	8.3
4. 51% to 70%	12.3	12.7	12.1	12.3	15.1	13.7	9.9	14.5	10.0	12.2	11.7	10.8	11.2	14.1	17.4	27.2
5. 71% to 90%	6.6	6.8	6.2	6.6	5.9	5.7	6.9	7.1	6.1	6.4	7.6	5.7	7.2	4.8	9.8	17.8
6. 91% to 100%	3.2	3.0	3.1	2.2	6.8	3.5	2.3	3.5	3.3	2.3	5.8	2.0	6.2	1.3	3.8	6.3
8. Have no idea	16.5	13.5	18.2	15.1	15.1	17.1	15.4	16.4	17.3	15.0	22.9	18.7	13.9	12.1	14.4	21.9
<i>Item 22380 Subject A17a</i>	<i>N 2163</i>	<i>928</i>	<i>1136</i>	<i>1402</i>	<i>225</i>	<i>362</i>	<i>519</i>	<i>817</i>	<i>465</i>	<i>1744</i>	<i>355</i>	<i>1160</i>	<i>448</i>	<i>183</i>	<i>320</i>	<i>24</i>

MONITORING THE FUTURE

QUESTIONNAIRE FORM 4 2007	TOTAL	SEX		RACE		REGION				COLLEGE PLANS?		ILLICIT DRUG USE: LIFETIME					
		M	F	White	Black	NE	NC	S	W	Yes	No	None	Mari- juana Only	Few Pills	More Pills	Any Her- oin	
<i>N (Weighted No. of Cases):</i>	2518	1078	1270	1521	295	476	564	941	538	1942	405	1314	529	203	365	26	
<i>% of Weighted Total:</i>	100.0	42.8	50.4	60.4	11.7	18.9	22.4	37.4	21.4	77.1	16.1	52.2	21.0	8.1	14.5	1.0	
E07B: Rock music performers																	
1. 0% to 10%	3.6	4.1	2.8	2.6	6.4	4.0	2.9	3.9	3.5	2.7	7.6	4.6	3.3	1.9	0.4	2.6	
2. 11% to 30%	5.5	5.6	5.7	5.5	6.4	7.5	3.9	6.4	4.1	5.4	6.5	7.1	4.5	3.7	1.9	5.5	
3. 31% to 50%	9.9	10.2	9.8	9.1	13.5	7.7	10.0	10.4	10.7	10.0	9.5	12.5	5.9	7.3	5.6	4.3	
4. 51% to 70%	20.9	21.2	21.1	21.1	21.7	16.1	22.2	20.7	23.7	22.9	13.4	22.2	22.1	22.6	14.8	11.7	
5. 71% to 90%	28.9	28.8	29.4	32.6	18.4	30.5	31.8	26.9	28.1	29.8	24.0	26.1	31.7	35.8	33.0	29.7	
6. 91% to 100%	19.3	19.2	19.3	19.3	20.6	21.7	17.6	19.3	19.3	18.8	20.6	13.2	23.4	21.9	34.8	27.2	
8. Have no idea	11.9	10.9	12.0	9.8	13.0	12.5	11.6	12.5	10.6	10.4	18.5	14.4	9.2	6.8	9.3	19.0	
<i>Item 22390 Subject A17a</i>	<i>N</i>	<i>2160</i>	<i>927</i>	<i>1135</i>	<i>1400</i>	<i>224</i>	<i>363</i>	<i>517</i>	<i>815</i>	<i>465</i>	<i>1743</i>	<i>353</i>	<i>1157</i>	<i>448</i>	<i>183</i>	<i>321</i>	<i>24</i>
E07C: Actors and actresses																	
1. 0% to 10%	5.8	6.3	5.1	4.6	11.4	5.8	4.9	6.7	5.2	5.2	9.6	7.6	4.9	2.7	1.9	-	
2. 11% to 30%	13.1	15.1	12.0	13.1	17.1	10.7	14.7	14.5	10.6	13.7	10.2	15.2	12.1	10.7	7.9	-	
3. 31% to 50%	19.4	21.0	18.6	20.6	19.5	20.1	21.8	16.4	21.1	20.4	16.3	22.1	17.0	21.5	11.9	23.6	
4. 51% to 70%	21.3	20.7	22.1	22.2	15.8	21.0	19.6	21.9	22.4	22.7	15.2	20.5	22.4	23.5	21.5	24.5	
5. 71% to 90%	17.4	15.0	18.8	18.6	12.3	17.0	18.8	17.3	16.4	17.5	15.8	12.9	19.5	20.8	30.1	8.9	
6. 91% to 100%	9.0	9.1	8.9	9.1	8.4	10.0	6.5	9.4	10.5	7.7	13.3	5.4	11.6	10.0	17.6	21.0	
8. Have no idea	14.0	12.7	14.4	11.6	15.4	15.4	13.6	13.8	13.7	12.8	19.6	16.3	12.5	10.8	9.2	21.9	
<i>Item 22400 Subject A17a</i>	<i>N</i>	<i>2154</i>	<i>928</i>	<i>1129</i>	<i>1399</i>	<i>222</i>	<i>360</i>	<i>517</i>	<i>812</i>	<i>465</i>	<i>1739</i>	<i>352</i>	<i>1159</i>	<i>445</i>	<i>180</i>	<i>319</i>	<i>24</i>
E08: How many people in the following groups would you guess strongly disapprove of such illicit drug use?																	
E08A: Professional athletes																	
1. 0% to 10%	12.3	12.5	11.8	11.0	17.0	14.6	11.2	13.5	9.5	11.7	14.4	12.4	12.4	13.7	9.5	15.1	
2. 11% to 30%	18.9	18.0	19.3	19.3	16.2	16.0	22.1	18.9	17.8	19.6	16.5	16.8	17.8	26.1	26.3	3.2	
3. 31% to 50%	15.6	18.0	13.9	17.9	13.7	17.6	14.7	15.7	14.7	16.5	11.6	15.4	17.8	14.2	13.9	21.6	
4. 51% to 70%	13.1	12.0	14.1	14.1	10.1	9.5	13.2	13.4	15.3	13.6	9.3	14.2	11.1	12.1	12.7	-	
5. 71% to 90%	12.7	14.0	12.2	14.0	7.7	12.4	11.6	12.6	14.4	12.5	14.0	11.8	12.2	15.7	13.9	27.8	
6. 91% to 100%	7.3	8.9	6.1	7.1	8.4	8.8	8.7	5.5	8.0	7.5	6.8	7.3	7.3	7.1	7.5	4.8	
8. Have no idea	20.1	16.7	22.5	16.7	27.0	21.1	18.6	20.6	20.3	18.6	27.4	22.1	21.3	11.1	16.2	27.4	
<i>Item 22420 Subject A17b</i>	<i>N</i>	<i>2144</i>	<i>925</i>	<i>1124</i>	<i>1397</i>	<i>220</i>	<i>360</i>	<i>510</i>	<i>814</i>	<i>460</i>	<i>1731</i>	<i>353</i>	<i>1152</i>	<i>447</i>	<i>178</i>	<i>317</i>	<i>24</i>
E08B: Rock music performers																	
1. 0% to 10%	27.5	29.4	25.4	28.1	28.4	29.6	25.2	28.1	27.2	27.6	26.6	22.7	32.9	38.7	30.6	36.7	
2. 11% to 30%	26.5	25.4	27.3	29.5	17.1	27.2	29.3	25.9	23.9	28.2	18.8	25.2	24.6	33.3	31.2	7.5	
3. 31% to 50%	13.9	15.5	13.5	14.6	10.2	11.1	14.5	13.6	16.3	13.8	14.5	15.3	12.3	10.0	12.6	13.6	
4. 51% to 70%	7.0	7.1	7.2	6.6	8.4	6.2	6.3	7.2	7.9	7.5	5.0	7.8	5.1	7.2	5.5	14.8	
5. 71% to 90%	3.9	4.3	3.7	4.3	2.9	3.1	4.5	3.7	4.2	3.6	5.6	4.5	3.3	2.0	4.1	-	
6. 91% to 100%	2.1	1.4	2.6	1.7	3.3	3.4	1.1	2.0	2.4	1.9	3.2	2.6	1.7	0.8	2.0	-	
8. Have no idea	19.1	17.0	20.4	15.2	29.6	19.5	18.9	19.6	18.2	17.5	26.4	21.8	20.1	7.9	14.0	27.4	
<i>Item 22430 Subject A17b</i>	<i>N</i>	<i>2139</i>	<i>920</i>	<i>1123</i>	<i>1392</i>	<i>219</i>	<i>358</i>	<i>508</i>	<i>814</i>	<i>459</i>	<i>1730</i>	<i>349</i>	<i>1151</i>	<i>444</i>	<i>178</i>	<i>315</i>	<i>24</i>
E08C: Actors and actresses																	
1. 0% to 10%	15.4	15.9	14.9	15.5	20.6	15.6	14.6	16.2	14.7	15.2	15.8	13.8	19.0	17.1	15.1	18.9	
2. 11% to 30%	23.8	23.1	24.1	25.6	19.1	25.2	23.2	24.2	22.6	24.5	20.3	20.3	20.1	38.7	36.1	13.1	
3. 31% to 50%	19.1	20.1	19.0	21.5	11.0	20.6	19.3	17.7	20.2	20.0	15.5	18.8	18.4	23.0	16.1	29.3	
4. 51% to 70%	12.7	13.2	12.1	12.7	12.6	9.5	14.1	12.8	13.6	13.1	11.3	14.1	12.2	6.7	11.4	11.3	
5. 71% to 90%	6.5	7.6	5.8	6.2	5.4	5.0	6.6	6.6	7.2	6.6	5.6	7.7	5.5	3.6	5.7	-	
6. 91% to 100%	2.3	2.5	2.2	2.1	2.1	2.4	2.2	2.1	2.9	1.9	4.6	2.4	2.9	2.0	1.5	-	
8. Have no idea	20.2	17.7	21.9	16.4	29.2	21.7	20.0	20.5	18.8	18.7	27.0	23.0	21.8	8.8	14.1	27.4	
<i>Item 22440 Subject A17b</i>	<i>N</i>	<i>2133</i>	<i>919</i>	<i>1119</i>	<i>1392</i>	<i>218</i>	<i>357</i>	<i>510</i>	<i>812</i>	<i>454</i>	<i>1724</i>	<i>352</i>	<i>1150</i>	<i>444</i>	<i>176</i>	<i>313</i>	<i>24</i>
E08D: People your age (in general)																	
1. 0% to 10%	14.3	15.0	13.0	12.5	21.4	15.2	10.1	16.2	15.0	13.2	20.8	12.6	13.5	21.5	17.1	21.2	
2. 11% to 30%	20.5	20.0	21.0	21.7	20.4	24.1	21.3	19.9	17.7	21.4	13.9	16.6	22.6	24.9	29.3	25.6	
3. 31% to 50%	22.9	22.7	23.6	24.8	17.0	22.0	25.7	20.4	25.0	24.4	17.1	23.0	25.4	23.3	19.5	17.2	
4. 51% to 70%	15.9	16.2	16.0	18.3	7.6	12.9	17.6	16.4	15.6	16.8	12.5	17.7	14.6	12.2	14.8	-	
5. 71% to 90%	7.4	8.9	6.4	7.5	4.0	5.8	7.8	7.0	8.6	6.8	9.8	8.8	4.3	7.8	5.8	2.6	
6. 91% to 100%	3.3	2.6	4.0	2.8	6.8	3.2	2.4	3.2	4.6	3.1	4.4	3.9	2.5	3.0	2.1	6.0	
8. Have no idea	15.7	14.7	16.0	12.2	22.9	16.8	15.1	16.8	13.5	14.3	21.5	17.5	17.1	7.2	11.4	27.4	
<i>Item 22450 Subject A12b, A17b</i>	<i>N</i>	<i>2135</i>	<i>921</i>	<i>1118</i>	<i>1389</i>	<i>217</i>	<i>356</i>	<i>508</i>	<i>812</i>	<i>459</i>	<i>1728</i>	<i>347</i>	<i>1154</i>	<i>440</i>	<i>177</i>	<i>314</i>	<i>24</i>

DESCRIPTIVE RESULTS: 2007

187

QUESTIONNAIRE FORM 4 2007	TOTAL	SEX		RACE		REGION				COLLEGE PLANS?		ILLICIT DRUG USE: LIFETIME				
		M	F	White	Black	NE	NC	S	W	Yes	No	None	Mari- juana Only	Few Pills	More Pills	Any Her- oin
<i>N (Weighted No. of Cases):</i>	2518	1078	1270	1521	295	476	564	941	538	1942	405	1314	529	203	365	26
<i>% of Weighted Total:</i>	100.0	42.8	50.4	60.4	11.7	18.9	22.4	37.4	21.4	77.1	16.1	52.2	21.0	8.1	14.5	1.0
E09: The next questions ask about anti-drug commercials or "spots" that are intended to discourage drug use. In recent months, about how often have you seen such anti-drug commercials on TV, or heard them on the radio?																
1. Not at all	12.4	13.3	10.7	9.9	18.3	11.6	10.7	14.3	11.8	10.3	21.3	12.2	14.3	12.3	10.0	4.5
2. Less than once a month	9.7	9.4	10.5	9.7	9.7	8.8	9.8	11.5	7.1	9.8	10.0	11.5	7.4	8.0	7.1	17.9
3. 1-3 times per month	24.1	22.4	25.9	26.4	18.4	23.9	25.4	21.5	27.4	24.8	21.6	24.8	18.9	24.1	28.9	28.2
4. 1-3 times per week	26.0	26.3	25.3	27.5	20.7	24.6	27.5	25.4	26.4	27.0	20.2	24.0	30.3	23.1	27.7	37.0
5. Daily or almost daily	19.4	21.5	18.1	19.6	20.8	21.1	18.8	18.6	19.9	19.6	18.1	18.9	21.5	21.7	17.4	7.1
6. More than once a day	8.4	7.2	9.4	6.9	12.2	10.1	7.9	8.6	7.5	8.3	8.8	8.5	7.6	10.7	8.8	5.1
<i>Item 22460 Subject A10b</i>	<i>N 2108</i>	<i>900</i>	<i>1117</i>	<i>1382</i>	<i>209</i>	<i>353</i>	<i>507</i>	<i>794</i>	<i>453</i>	<i>1709</i>	<i>339</i>	<i>1138</i>	<i>436</i>	<i>173</i>	<i>313</i>	<i>24</i>
E10: To what extent do you think such commercials have . . .																
E10A: . . . made people your age less favorable toward drugs																
1. Not at all	33.2	35.2	30.4	32.9	36.4	38.2	30.6	34.5	29.9	31.1	40.5	27.8	32.9	38.0	46.9	75.5
2. To a little extent	28.2	26.0	31.2	31.3	16.9	26.2	31.7	25.1	31.4	29.8	24.4	27.8	33.9	30.5	21.9	16.9
3. To some extent	29.8	29.4	30.4	29.3	29.6	24.6	29.0	31.2	32.1	31.1	24.3	34.4	24.3	24.7	25.2	5.4
4. To a great extent	5.3	5.5	5.3	4.9	9.1	7.1	5.6	5.0	4.2	5.4	4.2	6.5	4.6	4.6	2.9	2.2
5. To a very great extent	3.5	3.9	2.7	1.7	8.0	3.9	3.1	4.2	2.4	2.7	6.5	3.5	4.2	2.2	3.2	-
<i>Item 22470 Subject A10b</i>	<i>N 2101</i>	<i>901</i>	<i>1108</i>	<i>1366</i>	<i>218</i>	<i>350</i>	<i>506</i>	<i>798</i>	<i>447</i>	<i>1699</i>	<i>343</i>	<i>1136</i>	<i>433</i>	<i>175</i>	<i>308</i>	<i>24</i>
E10B: . . . made you less favorable toward drugs																
1. Not at all	33.9	38.0	29.4	35.6	30.0	38.5	30.2	34.1	34.1	32.2	41.0	26.4	36.1	39.4	53.0	61.9
2. To a little extent	18.4	17.1	20.0	19.5	14.2	14.7	20.5	17.2	20.8	19.0	15.6	14.5	23.2	27.3	18.9	35.2
3. To some extent	25.3	25.9	25.1	25.6	19.0	21.8	28.5	25.8	23.5	26.3	21.0	28.9	23.5	17.8	20.1	2.9
4. To a great extent	10.6	7.9	12.9	10.9	11.1	11.3	10.2	10.0	11.6	10.7	10.0	13.4	9.0	11.3	4.1	-
5. To a very great extent	11.8	11.0	12.6	8.3	25.8	13.7	10.5	12.9	9.9	11.7	12.4	16.8	8.2	4.2	3.9	-
<i>Item 22480 Subject A10b</i>	<i>N 2101</i>	<i>903</i>	<i>1105</i>	<i>1367</i>	<i>214</i>	<i>349</i>	<i>505</i>	<i>799</i>	<i>449</i>	<i>1697</i>	<i>346</i>	<i>1138</i>	<i>432</i>	<i>175</i>	<i>308</i>	<i>23</i>
E10C: . . . made you less likely to use drugs																
1. Not at all	35.7	39.3	31.9	38.0	30.6	40.7	35.0	34.4	35.0	34.3	41.8	27.5	39.3	39.9	56.9	61.5
2. To a little extent	16.9	15.5	18.4	17.8	13.2	14.0	17.6	17.1	18.1	17.3	14.5	14.4	18.4	25.2	19.7	15.8
3. To some extent	23.7	23.4	24.2	24.5	19.0	21.5	26.8	22.7	23.9	25.0	19.4	26.6	24.6	18.0	14.1	22.7
4. To a great extent	9.3	9.0	9.9	9.4	9.1	8.2	8.4	10.5	9.2	9.4	8.7	11.3	7.9	9.7	5.3	-
5. To a very great extent	14.3	12.8	15.6	10.3	28.0	15.6	12.2	15.2	13.8	14.0	15.7	20.2	9.8	7.1	4.0	-
<i>Item 22490 Subject A10b</i>	<i>N 2091</i>	<i>900</i>	<i>1099</i>	<i>1364</i>	<i>214</i>	<i>348</i>	<i>503</i>	<i>794</i>	<i>447</i>	<i>1693</i>	<i>339</i>	<i>1132</i>	<i>431</i>	<i>176</i>	<i>305</i>	<i>23</i>
E10D: . . . overstated the dangers or risks of drug use																
1. Not at all	36.1	30.8	39.6	36.3	39.5	30.0	36.8	39.0	35.1	34.9	39.8	39.8	31.4	28.8	32.2	39.8
2. To a little extent	19.2	18.5	20.3	21.3	15.1	22.8	18.6	15.1	24.2	20.7	14.0	18.2	24.1	20.3	15.6	16.8
3. To some extent	23.4	25.3	22.4	23.6	15.9	21.8	24.2	23.1	24.3	24.1	21.6	23.2	21.9	29.8	22.8	22.8
4. To a great extent	9.9	11.9	8.3	9.6	14.0	11.4	11.1	9.5	7.9	9.4	10.3	8.6	10.3	8.1	15.0	13.2
5. To a very great extent	11.4	13.5	9.4	9.2	15.4	13.9	9.4	13.3	8.5	11.0	14.2	10.2	12.4	13.0	14.3	7.4
<i>Item 22500 Subject A10b</i>	<i>N 2081</i>	<i>894</i>	<i>1097</i>	<i>1360</i>	<i>210</i>	<i>343</i>	<i>503</i>	<i>790</i>	<i>446</i>	<i>1686</i>	<i>339</i>	<i>1129</i>	<i>424</i>	<i>173</i>	<i>306</i>	<i>23</i>
E11: In recent months, about how often have you seen anti-drug ads on billboards or in magazines or newspapers?																
1. Not at all	18.7	19.7	17.0	16.4	26.0	19.2	16.3	21.1	16.6	16.3	26.1	18.0	21.1	19.7	16.1	21.5
2. Less than once a month	21.3	19.3	22.7	22.3	22.4	21.8	19.7	23.2	19.4	22.4	16.5	20.9	22.8	20.7	21.3	17.8
3. 1-3 times per month	30.7	29.1	32.7	34.4	20.5	29.1	36.6	27.1	31.5	31.5	29.8	34.1	24.8	24.9	30.4	29.9
4. 1-3 times per week	18.3	20.1	17.3	18.4	14.5	19.0	18.5	18.0	18.1	18.9	16.6	17.1	18.7	23.4	19.3	28.4
5. Daily or almost daily	7.8	8.2	7.6	6.6	11.8	7.1	7.6	7.0	9.8	7.7	7.3	6.8	9.0	9.4	8.9	2.4
6. More than once a day	3.3	3.6	2.7	2.0	4.9	3.8	1.4	3.5	4.5	3.1	3.8	3.1	3.6	1.9	4.0	-
<i>Item 30890 Subject A10b</i>	<i>N 2121</i>	<i>913</i>	<i>1116</i>	<i>1383</i>	<i>216</i>	<i>350</i>	<i>512</i>	<i>802</i>	<i>457</i>	<i>1712</i>	<i>348</i>	<i>1145</i>	<i>435</i>	<i>177</i>	<i>315</i>	<i>21</i>

QUESTIONNAIRE FORM 5 2007	TOTAL	SEX		RACE		REGION				COLLEGE PLANS?		ILLICIT DRUG USE: LIFETIME				
		M	F	White	Black	NE	NC	S	W	Yes	No	None	Mari- juana Only	Few Pills	More Pills	Any Her- oin
<i>N (Weighted No. of Cases):</i>	2517	1170	1254	1545	279	482	549	957	529	1966	379	1323	530	211	342	50
<i>% of Weighted Total:</i>	100.0	46.5	49.8	61.4	11.1	19.2	21.8	38.0	21.0	78.1	15.1	52.6	21.1	8.4	13.6	2.0
A01: Taking all things together, how would you say things are these days—would you say you're very happy, pretty happy, or not too happy these days?																
3. Very happy	25.3	25.6	24.3	29.0	18.3	24.6	24.6	26.5	24.4	25.6	23.1	26.9	24.9	24.2	21.4	13.4
2. Pretty happy	62.8	63.3	63.4	62.4	61.9	61.0	66.4	61.7	62.8	63.0	65.4	63.0	63.0	62.2	65.6	57.8
1. Not too happy	11.9	11.1	12.3	8.6	19.8	14.4	9.0	11.8	12.7	11.4	11.5	10.2	12.1	13.7	13.1	28.8
<i>Item 1190 Subject P01, Q01</i>	<i>N</i> 2515	1170	1254	1545	279	480	549	957	529	1966	379	1323	530	211	342	50
A02: Some people think a lot about the social problems of the nation and the world, and about how they might be solved. Others spend little time thinking about these issues. How much do you think about such things?																
1. Never	3.2	4.1	1.9	2.9	3.2	2.3	1.6	4.6	3.1	1.9	7.6	2.2	4.2	3.3	3.0	9.5
2. Seldom	17.5	20.2	15.2	19.4	18.4	17.5	21.9	17.0	13.7	15.8	25.3	16.4	18.6	19.8	18.4	20.9
3. Sometimes	50.1	45.9	53.9	49.7	47.3	51.5	51.9	49.5	48.0	51.3	44.5	52.3	49.4	46.3	47.0	30.0
4. Quite often	24.3	24.9	24.1	23.3	26.7	23.0	20.7	24.5	29.0	25.8	18.7	23.8	24.1	24.6	26.8	29.9
5. A great deal	4.9	4.9	4.9	4.7	4.4	5.7	3.8	4.4	6.2	5.2	3.9	5.2	3.7	5.9	4.7	9.7
<i>Item 6880 Subject J, Q08</i>	<i>N</i> 2510	1166	1254	1545	279	477	548	957	527	1965	378	1322	530	211	339	50
A03: Of all the problems facing the nation today, how often do you worry about each of the following?																
A03A: Chance of nuclear war																
1. Never	31.5	30.6	31.2	30.8	36.1	29.8	31.8	33.1	29.8	29.8	36.1	29.6	32.0	36.5	31.8	35.5
2. Seldom	37.1	38.2	37.3	39.2	31.0	36.7	38.6	36.5	37.2	38.5	33.9	38.1	37.6	35.3	37.4	23.2
3. Sometimes	24.7	24.1	25.6	24.8	23.7	25.5	24.3	23.1	27.4	25.3	22.2	25.3	25.5	22.6	24.2	28.7
4. Often	6.6	7.1	6.0	5.1	9.2	8.0	5.3	7.3	5.6	6.3	7.8	7.0	4.9	5.7	6.6	12.7
<i>Item 11660 Subject J</i>	<i>N</i> 2508	1166	1254	1545	277	476	549	957	526	1962	379	1320	530	211	338	49
A03B: Population growth																
1. Never	30.1	31.1	28.6	31.3	31.8	33.2	33.4	30.8	22.7	28.2	33.6	28.5	31.2	35.7	30.1	25.8
2. Seldom	33.0	32.7	33.3	32.4	33.3	34.6	33.6	32.6	31.4	34.3	28.5	34.6	33.0	29.1	30.0	35.1
3. Sometimes	24.8	23.6	26.2	24.5	23.2	22.6	25.1	23.9	28.3	25.5	24.7	24.9	24.4	22.4	27.0	24.8
4. Often	12.1	12.6	11.9	11.8	11.7	9.6	8.0	12.6	17.6	12.0	13.2	12.0	11.5	12.8	12.9	14.3
<i>Item 11670 Subject E01, J</i>	<i>N</i> 2504	1161	1254	1544	277	473	549	957	524	1962	377	1320	529	211	335	49
A03C: Crime and violence																
1. Never	4.8	8.1	1.5	4.7	5.2	4.1	6.0	5.6	2.8	4.0	7.4	3.6	5.4	3.4	7.6	10.5
2. Seldom	17.4	24.0	11.5	21.7	8.1	17.2	17.1	15.9	20.6	17.1	19.6	17.8	16.4	20.1	17.0	15.7
3. Sometimes	41.5	42.4	40.5	45.3	23.8	40.7	45.4	42.0	37.5	42.1	39.4	42.0	41.6	40.7	39.9	34.2
4. Often	36.3	25.5	46.5	28.4	62.9	38.0	31.6	36.6	39.1	36.8	33.7	36.6	36.6	35.8	35.5	39.7
<i>Item 11680 Subject J</i>	<i>N</i> 2505	1164	1253	1544	276	476	547	957	524	1961	377	1319	529	211	338	49
A03D: Pollution																
1. Never	15.6	19.8	11.3	14.8	25.2	12.7	17.5	18.8	10.3	13.0	23.6	14.3	16.4	13.7	16.4	23.5
2. Seldom	34.2	34.9	33.8	34.8	36.2	32.1	34.2	35.2	34.4	34.9	33.9	35.0	32.5	40.9	30.7	38.3
3. Sometimes	31.1	29.8	32.0	32.4	24.1	28.7	32.8	31.5	31.1	31.1	30.4	31.6	31.7	27.3	33.8	17.5
4. Often	19.0	15.5	22.9	18.0	14.5	26.5	15.5	14.5	24.2	21.1	12.1	19.1	19.3	18.1	19.1	20.7
<i>Item 11690 Subject F04, J</i>	<i>N</i> 2498	1161	1250	1541	278	476	549	953	520	1958	376	1318	527	211	335	49
A03E: Energy shortages																
1. Never	33.9	34.9	32.1	35.0	41.7	31.0	36.4	38.8	24.8	32.8	35.6	31.1	39.2	33.5	34.4	37.3
2. Seldom	36.1	34.9	37.7	36.4	31.3	31.4	35.4	35.7	41.8	35.8	39.8	37.2	33.3	40.4	34.9	34.0
3. Sometimes	20.9	21.3	20.7	19.8	18.5	26.7	19.1	18.3	22.4	21.5	19.2	22.8	19.4	18.0	19.7	20.4
4. Often	9.1	8.8	9.4	8.9	8.5	10.9	9.0	7.3	11.0	9.9	5.3	8.9	8.1	8.2	11.0	8.3
<i>Item 11700 Subject F05, J</i>	<i>N</i> 2498	1162	1248	1540	273	476	547	954	521	1955	376	1314	530	211	337	49
A03F: Race relations																
1. Never	24.5	28.8	19.7	26.8	13.8	24.4	27.4	24.0	22.4	23.0	29.7	22.9	23.3	26.6	26.3	39.4
2. Seldom	29.3	31.0	28.2	31.6	24.7	26.6	28.3	30.3	30.9	29.5	31.9	30.2	28.4	28.3	29.3	26.5
3. Sometimes	27.7	23.2	31.8	26.7	29.5	31.7	26.4	26.0	28.4	28.5	21.9	28.9	27.2	30.3	23.8	22.8
4. Often	18.5	17.0	20.3	14.9	32.0	17.3	17.8	19.7	18.3	18.9	16.5	18.0	21.1	14.8	20.6	11.3
<i>Item 11710 Subject J, N02</i>	<i>N</i> 2495	1158	1249	1542	274	473	545	952	524	1954	376	1313	529	210	335	49

QUESTIONNAIRE FORM 5 2007	TOTAL	SEX		RACE		REGION				COLLEGE PLANS?		ILLICIT DRUG USE: LIFETIME				
		M	F	White	Black	NE	NC	S	W	Yes	No	None	Mari- juana Only	Few Pills	More Pills	Any Her- oin
<i>N (Weighted No. of Cases):</i>	2517	1170	1254	1545	279	482	549	957	529	1966	379	1323	530	211	342	50
<i>% of Weighted Total:</i>	100.0	46.5	49.8	61.4	11.1	19.2	21.8	38.0	21.0	78.1	15.1	52.6	21.1	8.4	13.6	2.0
A03G: Hunger and poverty																
1. Never	12.1	17.9	5.8	13.8	9.6	10.9	13.5	13.5	8.9	10.5	17.0	9.9	12.6	11.5	16.1	23.9
2. Seldom	30.7	38.3	23.6	33.7	21.8	30.4	29.0	29.9	34.0	30.6	32.5	30.0	32.3	33.6	28.0	38.4
3. Sometimes	35.6	29.0	42.3	35.2	37.9	32.6	38.3	35.7	35.2	35.7	38.0	37.9	32.9	35.1	35.0	23.2
4. Often	21.7	14.8	28.3	17.3	30.6	26.1	19.2	20.8	21.9	23.1	12.5	22.2	22.1	19.9	20.9	14.5
<i>Item 11720 Subject F03, J</i>	<i>N</i> 2494	1158	1247	1538	274	472	545	954	523	1957	373	1318	523	210	335	49
A03H: Using open land for housing or industry																
1. Never	37.3	36.5	38.1	35.3	46.9	39.0	38.9	38.4	32.2	36.9	37.9	36.7	42.7	32.8	32.3	43.7
2. Seldom	29.8	29.8	29.7	29.7	25.9	29.2	31.5	29.0	30.2	30.1	27.2	29.8	30.9	32.1	28.2	32.4
3. Sometimes	20.5	20.1	20.8	21.6	19.9	20.5	19.7	19.4	23.1	20.9	20.3	20.8	18.2	22.3	21.3	22.7
4. Often	12.4	13.7	11.4	13.4	7.3	11.3	9.9	13.2	14.6	12.2	14.6	12.7	8.3	12.9	18.2	1.2
<i>Item 11730 Subject F05, J</i>	<i>N</i> 2500	1161	1252	1544	274	472	548	955	524	1959	377	1319	529	211	334	49
A03I: Urban decay																
1. Never	49.2	46.9	51.0	50.1	54.7	47.0	49.2	52.1	46.1	48.1	50.5	47.6	51.9	44.8	51.5	52.2
2. Seldom	32.3	33.4	31.7	33.1	27.7	29.8	34.2	31.0	35.1	33.1	30.8	33.4	31.8	38.5	28.6	27.4
3. Sometimes	13.8	14.7	13.1	12.5	11.7	17.0	12.3	13.0	13.8	14.0	14.0	14.3	11.9	11.3	15.4	14.6
4. Often	4.6	5.0	4.3	4.3	5.9	6.2	4.2	3.9	5.0	4.8	4.7	4.7	4.4	5.4	4.5	5.8
<i>Item 11740 Subject J</i>	<i>N</i> 2489	1158	1245	1541	272	475	546	950	518	1950	376	1314	526	208	336	49
A03J: Economic problems																
1. Never	18.1	19.7	15.8	18.1	20.5	15.7	17.0	20.6	16.8	16.0	24.3	15.3	20.3	16.6	22.5	31.7
2. Seldom	30.0	28.0	32.5	31.9	28.5	25.3	31.0	32.4	29.0	30.7	31.4	30.7	29.9	31.1	29.2	23.3
3. Sometimes	34.9	35.8	34.8	35.8	30.9	38.0	36.5	30.5	38.7	35.7	31.6	36.9	31.7	37.3	33.6	27.7
4. Often	17.0	16.5	16.9	14.2	20.2	21.1	15.5	16.5	15.5	17.7	12.6	17.1	18.1	15.0	14.7	17.3
<i>Item 11750 Subject J</i>	<i>N</i> 2500	1162	1251	1544	276	476	547	956	520	1959	376	1318	529	209	338	50
A03K: Drug abuse																
1. Never	16.3	23.0	9.4	18.3	11.5	17.6	17.4	16.7	13.3	15.5	18.6	14.6	16.4	14.4	21.4	22.1
2. Seldom	26.4	30.4	22.7	27.4	24.3	29.8	24.6	27.2	23.9	26.5	27.9	27.0	29.5	23.4	22.1	15.1
3. Sometimes	32.9	28.8	37.1	32.6	33.6	27.8	36.2	32.4	34.9	33.5	30.0	34.8	32.9	35.1	27.6	21.7
4. Often	24.4	17.8	30.8	21.7	30.5	24.8	21.8	23.7	27.9	24.5	23.5	23.6	21.1	27.1	28.9	41.1
<i>Item 11760 Subject J</i>	<i>N</i> 2500	1161	1253	1545	276	474	548	957	521	1960	377	1320	529	210	335	49
A04: How well do you think your experiences and training (at home, school, work, etc.) have prepared you to be a good . . .																
A04A: . . . husband or wife?																
1. Poorly	3.4	3.9	3.0	2.8	5.0	2.6	3.8	4.1	2.5	3.1	4.9	3.0	3.6	2.1	4.9	6.6
2. Not so well	5.6	5.6	5.6	5.9	6.2	4.7	6.1	5.8	5.4	5.6	5.0	5.3	5.9	5.7	5.7	5.0
3. Fairly well	19.2	19.6	19.0	18.6	13.9	22.9	18.7	17.5	19.5	19.2	20.2	17.1	23.3	15.8	21.7	21.5
4. Well	37.2	40.1	35.0	39.2	32.6	37.7	40.7	33.6	39.7	37.0	39.8	36.7	36.6	41.4	40.5	21.0
5. Very well	34.6	30.9	37.5	33.6	42.3	32.1	30.7	39.0	33.0	35.1	30.1	37.9	30.7	35.1	27.2	46.0
<i>Item 11770 Subject D01</i>	<i>N</i> 2450	1148	1220	1520	267	469	545	925	511	1918	376	1292	521	205	330	49
A04B: . . . parent?																
1. Poorly	2.7	3.4	2.1	2.8	2.3	3.6	3.3	2.9	1.0	2.3	4.6	2.5	2.4	1.8	4.6	4.2
2. Not so well	5.2	5.4	4.7	4.7	5.4	5.1	4.7	5.1	6.0	5.4	3.1	4.9	4.9	4.4	5.3	14.5
3. Fairly well	18.3	21.6	15.6	18.9	13.2	19.7	20.0	17.5	16.5	17.9	19.6	16.9	20.0	20.8	19.7	15.0
4. Well	32.9	34.8	31.5	36.0	24.4	32.9	34.4	28.8	39.0	33.0	32.9	34.0	31.1	34.2	33.5	19.2
5. Very well	40.9	34.8	46.1	37.5	54.8	38.7	37.7	45.7	37.5	41.5	39.7	41.7	41.7	38.8	36.9	47.1
<i>Item 11780 Subject D02</i>	<i>N</i> 2480	1158	1237	1532	274	474	547	945	514	1942	377	1306	525	209	335	49
A04C: . . . worker on a job?																
1. Poorly	1.5	2.2	1.0	1.4	1.0	1.3	1.2	2.1	0.9	1.2	2.9	1.2	1.7	0.2	2.8	7.6
2. Not so well	2.5	3.5	1.5	2.3	2.2	2.7	2.2	2.2	3.0	2.3	2.9	3.0	1.9	1.8	1.6	2.8
3. Fairly well	12.1	13.1	11.5	12.6	10.8	11.1	12.4	12.8	11.2	12.3	11.6	11.9	10.1	14.3	14.8	14.2
4. Well	34.3	35.3	33.3	33.7	32.4	36.1	36.6	31.0	36.1	33.8	34.2	32.2	39.0	32.6	36.2	29.5
5. Very well	49.7	45.9	52.7	50.0	53.6	48.8	47.7	51.8	48.8	50.5	48.3	51.7	47.3	51.2	44.6	46.0
<i>Item 11790 Subject C01</i>	<i>N</i> 2479	1155	1239	1530	272	474	548	942	515	1939	378	1304	526	205	338	49

QUESTIONNAIRE FORM 5 2007	TOTAL	SEX		RACE		REGION				COLLEGE PLANS?		ILLICIT DRUG USE: LIFETIME					
		M	F	White	Black	NE	NC	S	W	Yes	No	None	Mari- juana Only	Few Pills	More Pills	Any Her- oin	
<i>N (Weighted No. of Cases):</i>	2517	1170	1254	1545	279	482	549	957	529	1966	379	1323	530	211	342	50	
<i>% of Weighted Total:</i>	100.0	46.5	49.8	61.4	11.1	19.2	21.8	38.0	21.0	78.1	15.1	52.6	21.1	8.4	13.6	2.0	
A05: Apart from the particular kind of work you want to do, how would you rate each of the following settings as a place to work?																	
A05A: Working in a large corporation																	
1. Not at all acceptable	6.5	7.7	5.0	7.6	3.5	5.4	6.7	6.9	6.6	5.3	11.3	5.2	6.6	6.7	9.5	20.0	
2. Somewhat acceptable	27.4	27.8	26.7	30.4	20.8	23.7	29.0	26.5	30.6	25.8	37.2	27.7	28.0	27.2	26.1	24.9	
3. Acceptable	48.2	47.0	50.3	48.2	48.4	52.2	47.7	47.7	45.9	50.0	38.7	49.9	44.6	46.8	49.5	33.9	
4. Desirable	17.9	17.5	18.0	13.8	27.2	18.7	16.6	18.9	16.9	18.9	12.8	17.3	20.8	19.3	14.8	21.1	
<i>Item 11800 Subject C05</i>	<i>N</i>	<i>2489</i>	<i>1163</i>	<i>1243</i>	<i>1535</i>	<i>274</i>	<i>470</i>	<i>545</i>	<i>954</i>	<i>521</i>	<i>1957</i>	<i>374</i>	<i>1316</i>	<i>527</i>	<i>209</i>	<i>335</i>	<i>49</i>
A05B: Working in a small business																	
1. Not at all acceptable	4.0	4.4	3.4	3.2	10.1	3.3	2.8	6.2	1.6	3.3	6.3	3.2	3.7	2.8	6.0	6.9	
2. Somewhat acceptable	22.2	21.4	22.5	19.4	26.3	22.5	19.5	24.1	21.5	21.5	22.9	22.4	21.9	17.2	21.3	33.3	
3. Acceptable	58.4	57.7	59.5	60.1	53.4	57.1	61.5	55.8	60.9	59.0	57.5	59.1	59.2	59.6	60.4	32.5	
4. Desirable	15.4	16.5	14.6	17.2	10.2	17.0	16.3	13.8	15.9	16.2	13.3	15.2	15.1	20.4	12.4	27.2	
<i>Item 11810 Subject C05</i>	<i>N</i>	<i>2490</i>	<i>1163</i>	<i>1244</i>	<i>1535</i>	<i>274</i>	<i>469</i>	<i>546</i>	<i>954</i>	<i>521</i>	<i>1956</i>	<i>376</i>	<i>1316</i>	<i>527</i>	<i>209</i>	<i>335</i>	<i>49</i>
A05C: Working in a government agency																	
1. Not at all acceptable	18.0	18.2	17.8	17.8	21.0	15.3	18.7	18.0	20.0	16.4	25.1	17.0	18.5	19.3	20.0	24.5	
2. Somewhat acceptable	28.8	28.9	28.7	29.9	21.9	24.7	31.7	27.6	31.5	29.7	25.9	30.4	24.6	31.8	25.8	27.9	
3. Acceptable	36.1	34.5	37.7	35.8	37.9	41.2	36.3	34.3	34.3	35.8	36.1	37.0	38.0	28.9	36.5	23.8	
4. Desirable	17.1	18.4	15.8	16.5	19.2	18.7	13.3	20.1	14.2	18.1	12.8	15.7	19.0	19.9	17.6	23.7	
<i>Item 11820 Subject C05, H05</i>	<i>N</i>	<i>2483</i>	<i>1161</i>	<i>1241</i>	<i>1536</i>	<i>274</i>	<i>468</i>	<i>545</i>	<i>953</i>	<i>518</i>	<i>1952</i>	<i>375</i>	<i>1314</i>	<i>524</i>	<i>210</i>	<i>335</i>	<i>49</i>
A05D: Working in the military service																	
1. Not at all acceptable	45.8	41.5	49.3	41.8	60.4	46.9	45.2	46.3	44.5	45.6	42.4	49.0	43.7	44.5	40.1	28.4	
2. Somewhat acceptable	25.6	28.1	24.1	25.6	24.1	26.3	24.1	24.7	28.3	26.7	22.7	24.8	28.7	22.5	23.7	40.4	
3. Acceptable	20.3	20.0	20.6	23.7	9.7	19.7	23.1	19.2	20.0	20.4	22.2	19.0	19.5	21.8	27.0	20.8	
4. Desirable	8.2	10.3	6.0	8.8	5.7	7.0	7.5	9.8	7.2	7.3	12.7	7.2	8.1	11.2	9.2	10.4	
<i>Item 11830 Subject C05, L04</i>	<i>N</i>	<i>2489</i>	<i>1162</i>	<i>1245</i>	<i>1534</i>	<i>276</i>	<i>469</i>	<i>546</i>	<i>954</i>	<i>520</i>	<i>1957</i>	<i>375</i>	<i>1314</i>	<i>528</i>	<i>210</i>	<i>335</i>	<i>49</i>
A05E: Working in a school or university																	
1. Not at all acceptable	16.1	21.6	11.3	17.1	14.4	13.3	17.2	17.1	15.9	13.7	29.1	13.0	17.2	18.0	24.3	25.5	
2. Somewhat acceptable	28.1	30.9	25.3	26.1	32.7	24.5	26.0	31.5	27.4	26.9	32.7	28.5	29.0	26.3	24.7	35.3	
3. Acceptable	37.2	34.8	38.8	37.4	33.6	40.8	37.3	34.5	38.9	38.4	30.6	38.6	35.9	36.4	34.2	29.4	
4. Desirable	18.5	12.7	24.6	19.4	19.4	21.4	19.5	16.9	17.8	21.1	7.6	19.8	17.8	19.3	16.8	9.8	
<i>Item 11840 Subject B10, C05</i>	<i>N</i>	<i>2491</i>	<i>1164</i>	<i>1246</i>	<i>1534</i>	<i>278</i>	<i>471</i>	<i>546</i>	<i>953</i>	<i>521</i>	<i>1960</i>	<i>375</i>	<i>1318</i>	<i>530</i>	<i>210</i>	<i>332</i>	<i>49</i>
A05F: Working in a police department or police agency																	
1. Not at all acceptable	27.4	26.5	28.0	25.0	37.8	22.3	27.7	30.6	25.7	27.1	28.7	25.8	27.1	28.7	32.3	23.4	
2. Somewhat acceptable	31.8	31.6	32.2	31.2	31.0	30.8	32.3	31.7	32.6	32.1	31.3	34.4	31.6	23.0	26.9	44.3	
3. Acceptable	29.0	28.7	29.3	31.8	19.5	35.7	28.6	25.8	29.4	29.4	26.9	28.8	27.9	35.0	28.8	24.5	
4. Desirable	11.8	13.1	10.5	12.0	11.7	11.2	11.4	12.0	12.2	11.4	13.1	11.0	13.3	13.4	12.1	7.8	
<i>Item 11850 Subject C05</i>	<i>N</i>	<i>2482</i>	<i>1162</i>	<i>1239</i>	<i>1532</i>	<i>274</i>	<i>469</i>	<i>544</i>	<i>948</i>	<i>521</i>	<i>1951</i>	<i>376</i>	<i>1314</i>	<i>528</i>	<i>208</i>	<i>331</i>	<i>49</i>
A05G: Working in a social service organization																	
1. Not at all acceptable	21.5	30.2	13.8	23.2	17.6	18.6	20.2	23.8	21.2	19.9	30.9	19.5	22.4	19.7	26.3	37.9	
2. Somewhat acceptable	33.4	39.3	26.8	34.0	31.6	33.0	32.7	34.0	33.7	32.4	37.4	34.9	33.4	30.7	28.9	36.4	
3. Acceptable	34.3	26.0	42.4	33.0	37.4	36.5	33.4	32.7	36.4	36.0	26.1	35.0	32.0	40.7	33.4	20.3	
4. Desirable	10.8	4.4	17.0	9.8	13.4	11.9	13.7	9.6	8.7	11.7	5.6	10.6	12.2	8.9	11.4	5.4	
<i>Item 11860 Subject C05, O01</i>	<i>N</i>	<i>2481</i>	<i>1161</i>	<i>1239</i>	<i>1531</i>	<i>273</i>	<i>469</i>	<i>542</i>	<i>952</i>	<i>517</i>	<i>1953</i>	<i>373</i>	<i>1313</i>	<i>527</i>	<i>210</i>	<i>331</i>	<i>49</i>
A05H: Working with a small group of partners																	
1. Not at all acceptable	8.2	9.3	7.6	7.1	12.1	6.9	8.8	9.5	6.6	7.7	11.2	6.9	8.9	9.1	10.0	21.9	
2. Somewhat acceptable	29.7	30.7	27.7	28.2	35.8	27.4	26.0	32.0	31.2	28.6	34.2	29.4	30.6	31.3	28.0	22.1	
3. Acceptable	45.9	44.2	47.8	48.2	39.8	48.8	49.0	44.5	42.8	46.7	41.8	47.4	44.9	42.8	44.2	38.6	
4. Desirable	16.2	15.8	16.9	16.5	12.3	17.0	16.2	14.0	19.4	17.1	12.8	16.2	15.6	16.8	17.8	17.3	
<i>Item 11870 Subject C05</i>	<i>N</i>	<i>2486</i>	<i>1159</i>	<i>1245</i>	<i>1536</i>	<i>276</i>	<i>468</i>	<i>546</i>	<i>954</i>	<i>518</i>	<i>1955</i>	<i>375</i>	<i>1314</i>	<i>529</i>	<i>210</i>	<i>335</i>	<i>48</i>

DESCRIPTIVE RESULTS: 2007

191

QUESTIONNAIRE FORM 5 2007	TOTAL	SEX		RACE		REGION				COLLEGE PLANS?		ILLICIT DRUG USE: LIFETIME				
		M	F	White	Black	NE	NC	S	W	Yes	No	None	Mari- juana Only	Few Pills	More Pills	Any Her- oin
<i>N (Weighted No. of Cases):</i>	2517	1170	1254	1545	279	482	549	957	529	1966	379	1323	530	211	342	50
<i>% of Weighted Total:</i>	100.0	46.5	49.8	61.4	11.1	19.2	21.8	38.0	21.0	78.1	15.1	52.6	21.1	8.4	13.6	2.0
A05I: Working on your own (self-employed)																
1. Not at all acceptable	9.8	8.7	10.8	9.3	9.5	11.2	9.1	9.9	9.0	9.9	9.6	10.0	10.0	8.3	8.9	6.5
2. Somewhat acceptable	19.6	15.4	23.5	19.3	20.7	21.0	18.5	20.0	18.7	20.8	14.5	20.0	18.6	17.0	21.2	23.1
3. Acceptable	35.6	34.9	36.2	37.0	27.9	35.8	39.4	34.5	33.4	36.2	32.7	35.9	39.3	31.3	32.9	32.4
4. Desirable	35.0	41.0	29.6	34.3	41.8	32.0	33.0	35.6	38.9	33.1	43.3	34.2	32.1	43.3	36.9	38.0
<i>Item 11880 Subject C05</i>	<i>N</i> 2487	1163	1245	1535	276	468	547	953	519	1956	376	1315	529	210	335	49
A06: If you were to get enough money to live as comfortably as you'd like for the rest of your life, would you want to work?																
1. I would want to work	75.2	69.9	79.7	73.9	74.0	77.5	71.8	74.2	78.3	76.0	71.6	77.4	72.9	74.9	71.4	56.6
2. I would not want to work	24.8	30.1	20.3	26.1	26.0	22.5	28.2	25.8	21.7	24.0	28.4	22.6	27.1	25.1	28.6	43.4
<i>Item 8100 Subject C06</i>	<i>N</i> 2456	1143	1231	1522	267	471	540	941	505	1934	372	1304	516	204	333	46
A07: The next questions are about race relations. How much have you gotten to know people of other races . . .																
A07A: In school?																
1. Not at all	5.3	5.8	4.7	7.1	2.4	5.1	11.5	3.9	1.7	4.9	8.3	4.8	4.1	7.2	8.1	8.8
2. A little	17.8	20.0	16.1	22.9	10.6	22.4	25.4	14.4	11.6	18.3	16.5	18.7	17.5	16.4	15.3	19.1
3. Some	27.3	28.0	26.4	27.5	27.1	23.2	26.8	28.2	29.9	27.3	25.7	29.3	23.4	24.3	27.0	31.1
4. A lot	48.7	45.3	52.2	42.1	58.2	48.1	35.0	52.6	56.3	48.9	47.7	46.7	53.6	51.6	48.0	38.6
8. Does not apply to me	1.0	0.9	0.7	0.5	1.6	1.2	1.3	0.9	0.5	0.6	1.8	0.6	1.4	0.4	1.6	2.4
<i>Item 11890 Subject B03, N03</i>	<i>N</i> 2473	1147	1243	1527	273	471	539	940	523	1943	376	1300	528	208	335	50
A07B: In your neighborhood?																
1. Not at all	29.1	30.3	28.8	36.1	21.1	25.8	37.7	28.3	24.6	29.5	29.7	30.0	28.4	33.2	26.3	25.4
2. A little	28.9	28.4	29.0	28.0	29.3	27.9	29.1	27.6	32.0	29.5	24.0	28.2	29.3	31.0	31.6	13.7
3. Some	20.2	20.6	19.7	17.7	20.8	19.9	15.6	20.6	24.7	20.0	21.0	20.4	18.3	18.2	20.6	42.4
4. A lot	16.1	14.9	16.9	11.5	25.2	21.0	11.2	16.6	16.2	15.7	16.9	15.3	19.2	13.0	15.7	16.1
8. Does not apply to me	5.6	5.8	5.5	6.7	3.6	5.4	6.4	6.9	2.5	5.3	8.4	6.2	4.8	4.7	5.8	2.4
<i>Item 11900 Subject N03</i>	<i>N</i> 2470	1147	1243	1527	273	472	538	940	520	1943	376	1300	527	208	333	50
A07C: In church?																
1. Not at all	26.5	32.4	21.6	30.9	23.9	30.2	36.2	24.4	16.8	25.8	32.4	24.7	27.3	28.8	29.6	39.4
2. A little	20.6	19.3	21.5	19.0	25.3	18.3	19.3	21.9	21.8	21.2	16.3	21.7	20.5	21.0	19.3	8.1
3. Some	14.9	13.4	16.5	14.0	14.2	12.0	13.4	15.6	17.8	15.3	12.5	17.0	11.2	14.5	10.5	19.1
4. A lot	13.8	11.6	15.1	10.1	25.3	11.8	8.2	16.4	16.6	13.9	11.9	15.8	13.4	10.9	8.8	7.9
8. Does not apply to me	24.2	23.4	25.3	26.0	11.3	27.7	22.9	21.7	27.0	23.7	26.9	20.8	27.6	24.8	31.8	25.5
<i>Item 11910 Subject G, N03</i>	<i>N</i> 2457	1141	1236	1519	271	469	537	935	516	1933	374	1290	527	207	331	50
A07D: On sports teams?																
1. Not at all	12.3	12.1	12.7	14.0	11.8	13.1	17.2	11.3	8.2	11.2	17.7	11.2	11.2	15.9	14.6	18.8
2. A little	15.8	15.5	16.1	17.2	12.1	14.9	20.1	14.8	13.7	16.2	15.4	15.2	16.3	18.8	13.9	20.0
3. Some	19.8	20.0	19.9	20.4	16.0	23.2	18.7	17.6	21.7	21.4	12.3	21.3	18.9	19.3	17.4	9.6
4. A lot	31.7	36.5	26.6	28.4	39.9	27.2	24.6	34.5	38.3	31.5	31.2	30.3	37.1	27.6	30.1	37.4
8. Does not apply to me	20.5	16.0	24.7	20.0	20.2	21.6	19.5	21.8	18.1	19.8	23.3	22.0	16.4	18.5	24.0	14.2
<i>Item 11920 Subject N03</i>	<i>N</i> 2457	1142	1236	1521	270	468	537	936	515	1937	369	1293	526	208	330	49
A07E: In clubs?																
1. Not at all	19.6	23.7	15.7	23.5	16.0	21.2	25.1	18.9	13.8	18.6	26.7	19.2	18.0	21.4	22.2	32.7
2. A little	19.2	18.4	20.4	20.1	15.2	19.6	23.2	17.0	18.8	20.1	15.2	17.6	23.4	20.8	19.0	12.1
3. Some	20.1	18.9	21.1	19.6	21.1	19.2	17.5	21.0	22.0	21.1	13.8	21.1	18.9	19.3	16.9	22.4
4. A lot	21.8	18.0	25.2	16.7	29.1	20.0	15.3	24.9	24.3	22.6	17.2	23.0	22.0	21.4	17.4	18.9
8. Does not apply to me	19.3	20.9	17.6	20.1	18.6	19.9	18.9	18.2	21.1	17.6	27.1	19.1	17.8	17.0	24.3	13.9
<i>Item 11930 Subject N03</i>	<i>N</i> 2466	1148	1239	1526	273	471	538	937	520	1940	375	1298	526	208	332	50
A07F: On a job?																
1. Not at all	12.4	14.9	10.2	16.2	8.3	11.1	15.5	13.7	8.1	12.1	14.5	13.5	9.6	13.5	12.9	14.8
2. A little	14.8	15.9	14.2	17.4	11.9	13.3	19.3	14.4	12.3	15.0	16.2	14.9	13.4	17.3	15.8	12.6
3. Some	21.1	22.7	19.6	22.0	11.9	23.0	22.2	18.9	22.1	21.8	18.2	20.5	24.0	15.2	20.6	23.2
4. A lot	37.2	32.5	41.1	31.9	52.4	39.8	28.9	39.5	39.4	36.6	37.7	34.9	39.2	40.0	41.4	40.8
8. Does not apply to me	14.4	13.9	14.8	12.4	15.5	12.9	14.1	13.4	18.1	14.4	13.4	16.2	13.8	14.1	9.3	8.6
<i>Item 11940 Subject C01, N03</i>	<i>N</i> 2463	1144	1240	1524	270	472	537	935	519	1938	375	1296	524	208	333	50

QUESTIONNAIRE FORM 5 2007	TOTAL	SEX		RACE		REGION				COLLEGE PLANS?		ILLICIT DRUG USE: LIFETIME				
		M	F	White	Black	NE	NC	S	W	Yes	No	None	Mari- juana Only	Few Pills	More Pills	Any Her- oin
<i>N (Weighted No. of Cases):</i>	2517	1170	1254	1545	279	482	549	957	529	1966	379	1323	530	211	342	50
<i>% of Weighted Total:</i>	100.0	46.5	49.8	61.4	11.1	19.2	21.8	38.0	21.0	78.1	15.1	52.6	21.1	8.4	13.6	2.0
A08: Thinking about the country as a whole, would you say relations between white people and black people have been getting better, getting worse, or staying pretty much the same?																
1. Better	23.5	25.1	21.8	24.0	20.2	21.7	19.7	24.4	27.2	23.0	24.8	24.7	20.6	22.2	23.0	29.6
2. A little better	45.2	41.2	49.2	44.5	47.8	46.2	46.8	44.8	43.2	45.8	42.5	45.9	47.2	43.9	40.9	44.7
3. Same	23.2	24.8	21.9	23.1	21.9	22.5	23.5	22.5	24.7	23.6	22.0	21.2	24.6	25.4	28.1	14.5
4. A little worse	5.8	6.0	5.6	6.0	8.2	8.1	6.8	5.6	3.2	5.4	7.4	6.3	5.6	5.0	5.7	3.4
5. Worse	2.3	3.0	1.5	2.4	2.0	1.4	3.2	2.6	1.6	2.1	3.3	1.9	2.1	3.5	2.3	7.8
<i>Item 11950 Subject N02</i>	<i>N</i> 2469	1150	1243	1525	276	475	539	938	517	1946	376	1302	526	208	333	50
The next questions are about driving.																
A09: Do you have a driver's license?																
1. Yes	77.3	81.5	73.6	86.4	60.1	65.9	87.0	79.0	73.8	77.7	78.8	76.8	75.0	81.0	79.5	83.8
2. No, but I soon will—GO TO Q.A13	18.9	14.6	22.8	11.4	36.2	27.2	9.7	18.2	22.9	18.6	17.9	18.9	21.3	17.2	17.3	10.6
3. No—GO TO Q.A13	3.8	3.9	3.6	2.2	3.7	6.9	3.3	2.9	3.4	3.6	3.3	4.3	3.6	1.7	3.2	5.6
<i>Item 11960 Subject F07</i>	<i>N</i> 2356	1102	1180	1510	241	438	531	890	496	1870	358	1241	506	197	323	45
A10: Do you own a car?																
1. Yes	77.4	78.6	77.4	79.3	70.2	65.5	78.7	83.3	73.9	77.1	82.0	76.3	79.5	77.7	80.3	84.4
2. No, but I expect to own one in another year or two	15.1	14.6	14.9	12.0	21.9	19.8	14.5	11.8	18.7	14.3	15.7	14.2	14.3	17.3	16.2	13.5
3. No	7.5	6.8	7.7	8.6	7.9	14.7	6.8	5.0	7.4	8.6	2.4	9.5	6.2	5.0	3.5	2.2
<i>Item 11970 Subject F07</i>	<i>N†</i> 1820	896	869	1304	144	289	463	701	368	1451	282	953	378	159	257	38
A11: Are you able to use someone else's car when you want to?																
1. Yes, whenever I wish	30.3	28.2	32.1	31.5	27.4	28.1	29.9	30.5	32.4	30.2	33.0	30.3	31.6	32.1	28.2	25.3
2. Yes, most of the time	41.8	44.8	39.6	41.6	43.8	45.9	41.5	39.2	44.0	42.1	41.0	42.0	41.9	41.2	40.0	56.7
3. Sometimes	18.6	17.0	19.9	18.1	17.3	17.1	17.8	21.6	15.1	18.3	18.7	18.9	18.0	17.9	20.1	9.8
4. Rarely	6.1	6.5	5.6	6.2	7.0	8.0	6.9	5.4	5.2	6.8	3.1	5.8	6.4	3.4	8.3	6.1
5. Never	3.1	3.5	2.8	2.6	4.6	1.0	4.0	3.3	3.3	2.7	4.2	3.0	2.1	5.5	3.3	2.2
<i>Item 11980 Subject F07</i>	<i>N†</i> 1818	896	868	1300	144	289	462	699	368	1449	282	951	378	159	257	38
A12: Do you make an effort to cut down on driving, in order to save gasoline?																
1. Not at all	15.5	17.4	13.3	15.1	18.6	17.1	13.3	17.5	13.0	14.3	20.7	13.9	16.5	16.3	15.0	35.0
2. Not very much	28.9	27.6	30.2	29.7	24.9	25.8	33.0	29.0	26.0	29.2	27.7	30.1	24.9	30.9	28.0	36.0
3. Yes, to some extent	43.4	41.7	45.0	43.5	42.8	42.5	43.5	42.1	46.4	45.0	38.9	44.3	47.2	42.0	40.4	24.1
4. Yes, quite a bit	10.7	11.7	10.4	10.3	12.3	12.7	8.9	9.5	13.9	10.4	10.2	10.3	9.6	10.8	15.4	4.9
8. Don't know	1.4	1.6	1.2	1.4	1.5	1.9	1.2	1.8	0.6	1.1	2.5	1.5	1.8	-	1.1	-
<i>Item 11990 Subject F07</i>	<i>N†</i> 1818	896	869	1303	144	289	463	701	364	1451	282	953	378	159	257	38
A13: Do you make an effort to cut down on the amount of electricity you use, in order to save energy?																
1. Not at all	14.4	17.5	11.1	15.8	14.2	13.5	17.3	15.8	9.4	13.3	17.7	12.4	15.3	14.8	15.8	32.8
2. Not very much	30.1	31.7	28.4	31.5	28.6	30.1	34.1	27.5	30.5	31.3	24.6	30.0	28.7	35.7	29.2	30.2
3. Yes, to some extent	41.2	38.1	44.5	42.0	39.6	38.7	37.8	40.5	48.0	41.7	43.5	42.4	41.2	42.0	40.2	18.8
4. Yes, quite a bit	11.6	9.3	13.7	8.5	13.5	14.6	6.4	13.5	10.8	11.9	8.7	12.6	11.7	6.5	11.7	7.8
8. Don't know	2.8	3.3	2.3	2.1	4.1	3.2	4.4	2.6	1.3	1.8	5.6	2.6	3.1	1.0	3.1	10.4
<i>Item 12000 Subject F05</i>	<i>N</i> 2473	1152	1242	1528	276	473	539	941	520	1943	376	1302	527	208	335	50
A14: In the house or apartment where you live, is an effort made to reduce heat during the winter, in order to save energy?																
1. Not at all	12.6	13.6	11.5	9.9	23.7	10.1	12.0	15.3	10.7	11.8	14.5	11.0	14.4	15.7	10.5	28.6
2. Not very much	23.1	23.5	22.0	20.9	28.1	25.4	20.8	24.2	21.2	22.3	22.9	21.4	27.1	26.6	21.4	25.1
3. Yes, to some extent	37.1	37.3	37.3	40.4	27.7	35.6	41.2	33.5	40.5	39.0	33.8	40.4	32.7	35.6	34.4	21.3
4. Yes, quite a bit	19.5	18.6	21.0	21.8	14.6	20.2	20.5	17.2	22.2	19.9	19.3	19.8	17.5	14.2	27.1	13.2
8. Don't know	7.7	7.0	8.3	7.0	6.0	8.7	5.5	9.8	5.4	6.9	9.4	7.4	8.3	7.8	6.6	11.8
<i>Item 12010 Subject F05</i>	<i>N</i> 2471	1152	1242	1528	275	471	539	941	520	1943	376	1302	527	208	335	50

†=excludes respondents for whom question was inappropriate.

DESCRIPTIVE RESULTS: 2007

193

QUESTIONNAIRE FORM 5 2007	TOTAL	SEX		RACE		REGION				COLLEGE PLANS?		ILLICIT DRUG USE: LIFETIME				
		M	F	White	Black	NE	NC	S	W	Yes	No	None	Mari- juana Only	Few Pills	More Pills	Any Her- oin
<i>N (Weighted No. of Cases):</i>	2517	1170	1254	1545	279	482	549	957	529	1966	379	1323	530	211	342	50
<i>% of Weighted Total:</i>	100.0	46.5	49.8	61.4	11.1	19.2	21.8	38.0	21.0	78.1	15.1	52.6	21.1	8.4	13.6	2.0
A15: How do you feel about each of the following?																
A15A: How much do you enjoy shopping for things like clothes, tapes and discs, sporting goods, and books?																
1. Not at all	2.6	4.7	0.8	3.1	1.7	1.9	3.1	2.8	2.3	2.4	3.6	2.8	2.7	0.9	2.4	5.5
2. Not very much	13.1	21.8	4.9	14.1	7.7	12.9	11.2	12.1	16.9	12.3	18.1	13.5	11.0	10.4	13.2	23.2
3. Pretty much	34.4	43.2	25.9	37.3	29.1	31.7	37.7	34.8	32.5	33.9	38.1	35.1	33.3	36.1	34.2	32.7
4. Very much	50.0	30.4	68.4	45.4	61.6	53.6	48.0	50.2	48.3	51.4	40.2	48.6	53.0	52.5	50.2	38.5
<i>Item 12020 Subject F01</i>	<i>N</i> 2470	1151	1242	1527	275	470	539	941	519	1943	376	1303	527	208	334	50
A15B: How much do you care about having the latest fashion in your clothes, tapes and discs, leisure activities, and so on?																
1. Not at all	15.5	23.8	8.1	18.7	5.7	17.0	16.8	12.9	17.7	14.6	21.0	17.3	9.7	13.7	18.5	24.6
2. Not very much	37.3	37.5	36.9	38.6	27.0	35.5	37.0	37.0	39.8	37.6	38.5	37.6	38.8	34.4	36.3	35.0
3. Pretty much	30.6	26.9	34.3	29.7	32.9	31.1	32.0	30.1	29.9	31.0	28.5	29.6	32.7	34.5	31.0	17.9
4. Very much	16.5	11.8	20.7	13.1	34.4	16.5	14.2	20.0	12.7	16.9	12.0	15.5	18.8	17.4	14.2	22.5
<i>Item 12030 Subject F01</i>	<i>N</i> 2467	1149	1241	1524	275	469	539	941	518	1943	374	1301	527	208	334	49
A15C: How much do you care about whether your family has most of the things your friends and neighbors have?																
1. Not at all	35.4	37.1	33.6	33.1	42.6	34.4	31.1	35.9	39.8	34.1	40.9	36.1	32.1	34.9	38.0	37.9
2. Not very much	45.9	45.0	46.2	48.1	35.5	49.2	48.7	43.3	44.7	47.1	40.3	45.7	50.4	45.8	42.5	29.2
3. Pretty much	14.3	13.5	15.5	15.1	12.4	12.4	15.4	16.2	11.4	14.7	14.2	13.9	15.0	13.7	13.8	23.4
4. Very much	4.5	4.4	4.6	3.7	9.5	4.1	4.9	4.6	4.2	4.0	4.6	4.4	2.5	5.6	5.7	9.5
<i>Item 12040 Subject F01</i>	<i>N</i> 2462	1147	1240	1521	274	469	537	939	518	1940	372	1299	527	207	333	49
A16: When you are older, do you expect to own more possessions than your parents do now, or about the same, or less?																
I expect to own . . .																
1. Much less than my parents	2.2	3.5	1.0	2.1	1.9	1.8	2.0	2.0	3.0	1.7	3.7	2.0	1.9	1.0	3.0	10.7
2. Somewhat less than my parents	5.8	6.6	5.0	7.5	1.4	4.8	8.9	4.3	6.2	5.2	9.4	5.3	5.3	9.9	5.6	2.7
3. About as much as my parents	31.9	28.9	35.1	38.0	16.0	30.7	33.6	29.8	35.1	32.9	33.7	34.4	29.4	29.6	29.9	29.4
4. Somewhat more than my parents	36.7	35.5	38.0	37.5	31.6	38.8	35.2	37.4	34.9	35.8	38.0	35.2	36.0	41.2	40.9	33.0
5. Much more than my parents	23.4	25.5	20.8	14.9	49.1	23.9	20.4	26.4	20.9	24.4	15.1	23.0	27.4	18.3	20.5	24.3
<i>Item 12050 Subject F01</i>	<i>N</i> 2458	1146	1238	1522	275	467	537	937	517	1937	375	1294	524	207	336	50
A17: Compared with your parents, what is the smallest amount that you could be content or satisfied to own?																
The least I could be content to own is . . .																
1. Much less than my parents	11.0	12.1	9.5	12.3	7.6	8.5	10.9	10.9	13.2	10.7	11.0	10.4	11.3	15.6	9.6	18.4
2. Somewhat less than my parents	27.3	28.9	26.2	33.4	16.0	22.9	30.0	26.3	30.3	28.1	26.9	28.9	23.0	29.8	26.5	25.6
3. About as much as my parents	40.3	39.9	41.6	40.2	35.8	45.6	41.8	38.1	38.0	39.9	43.1	39.9	41.9	35.3	42.2	43.5
4. Somewhat more than my parents	15.4	13.5	17.0	11.7	27.0	17.7	11.1	17.7	13.8	15.9	12.6	14.8	17.7	15.1	15.6	9.5
5. Much more than my parents	6.0	5.7	5.7	2.5	13.6	5.3	6.2	7.0	4.6	5.4	6.4	6.0	6.1	4.2	6.0	2.9
<i>Item 12060 Subject F01</i>	<i>N</i> 2454	1146	1230	1519	272	469	538	933	514	1929	376	1290	526	206	335	50
A18: These next questions ask your opinions about a number of different topics. How much do you agree or disagree with each statement below?																
A18A: We ought to worry about our own country and let the rest of the world take care of itself																
1. Disagree	17.3	15.8	18.5	16.6	15.6	16.1	12.8	18.8	20.4	17.0	18.1	17.4	17.4	15.4	18.6	11.4
2. Mostly disagree	25.3	25.0	25.7	26.9	19.5	22.1	26.9	25.0	27.1	26.5	19.0	26.6	24.2	29.2	20.7	22.3
3. Neither	20.0	20.7	19.8	18.6	21.4	18.3	18.8	20.6	21.9	20.0	20.4	20.5	18.8	25.7	18.8	7.1
4. Mostly agree	24.8	24.4	25.2	26.4	25.2	29.7	27.2	22.1	23.0	25.4	24.2	25.1	27.7	21.1	22.0	25.3
5. Agree	12.5	14.2	10.8	11.5	18.2	13.8	14.3	13.6	7.6	11.0	18.2	10.3	11.8	8.7	19.9	33.8
<i>Item 12070 Subject O03</i>	<i>N</i> 2465	1148	1243	1525	274	472	534	940	518	1946	375	1302	527	208	332	50

QUESTIONNAIRE FORM 5 2007	TOTAL	SEX		RACE		REGION				COLLEGE PLANS?		ILLICIT DRUG USE: LIFETIME				
		M	F	White	Black	NE	NC	S	W	Yes	No	None	Mari- juana Only	Few Pills	More Pills	Any Her- oin
<i>N (Weighted No. of Cases):</i>	2517	1170	1254	1545	279	482	549	957	529	1966	379	1323	530	211	342	50
<i>% of Weighted Total:</i>	100.0	46.5	49.8	61.4	11.1	19.2	21.8	38.0	21.0	78.1	15.1	52.6	21.1	8.4	13.6	2.0
A18B: It would be better if we all felt more like citizens of the world than of any particular country																
1. Disagree	13.3	15.2	11.2	14.2	15.2	12.9	12.7	14.1	13.1	12.5	16.4	12.8	11.6	12.5	17.5	18.9
2. Mostly disagree	12.8	13.7	12.2	14.9	9.3	9.7	15.7	11.8	14.2	13.0	12.5	12.9	13.1	16.1	9.6	11.5
3. Neither	27.6	27.2	28.1	27.7	24.7	27.8	27.6	28.1	26.4	26.7	31.6	26.7	27.5	32.0	30.8	26.2
4. Mostly agree	27.5	26.0	28.7	26.9	24.3	31.9	28.2	25.6	26.0	29.0	21.0	28.6	28.7	26.3	20.9	27.2
5. Agree	18.9	17.9	19.7	16.3	26.4	17.7	15.8	20.4	20.3	18.8	18.6	19.1	18.9	13.2	21.2	16.2
<i>Item 12080 Subject O03</i>	<i>N</i> 2462	1147	1244	1524	274	470	534	940	518	1945	376	1303	527	208	331	50
A18C: I find it hard to be sympathetic toward starving people in foreign lands, when there is so much trouble in our own country																
1. Disagree	40.0	28.4	50.4	37.0	50.4	41.4	35.4	41.1	41.4	41.6	32.2	40.7	42.1	46.9	32.3	23.4
2. Mostly disagree	23.3	23.2	24.1	24.8	20.9	21.4	26.2	21.6	25.0	24.5	20.2	25.0	22.4	19.6	21.3	29.2
3. Neither	16.0	21.0	11.1	15.7	11.5	15.0	15.7	16.7	15.8	15.6	15.6	15.5	16.0	16.4	18.2	12.1
4. Mostly agree	13.7	17.0	10.6	14.6	11.0	14.7	13.4	13.2	13.9	12.8	17.8	12.8	12.4	13.4	16.5	22.3
5. Agree	7.1	10.4	3.7	8.0	6.3	7.5	9.3	7.4	3.9	5.5	14.1	6.0	7.2	3.6	11.7	13.0
<i>Item 12090 Subject F03, O03</i>	<i>N</i> 2455	1146	1239	1524	272	468	534	937	516	1944	374	1300	524	208	330	50
A18D: Maybe some minority groups do get unfair treatment, but that's no business of mine																
1. Disagree	39.6	31.5	47.6	34.0	51.8	49.5	34.9	37.6	39.1	42.4	27.3	40.2	42.8	37.2	37.6	26.8
2. Mostly disagree	24.8	25.1	24.9	26.1	16.6	20.8	26.8	23.2	29.3	25.8	21.8	26.7	23.9	23.2	20.4	31.5
3. Neither	21.7	24.6	18.5	24.2	18.4	16.9	23.2	23.8	20.4	20.6	25.3	20.3	18.6	26.5	27.7	21.5
4. Mostly agree	8.2	11.4	4.9	9.3	6.2	6.8	9.9	8.3	7.5	6.6	14.7	7.8	8.8	9.5	6.7	5.9
5. Agree	5.7	7.4	4.0	6.4	7.0	6.0	5.2	7.1	3.6	4.6	10.9	5.0	5.9	3.5	7.7	14.4
<i>Item 12100 Subject N02, O03</i>	<i>N</i> 2447	1144	1234	1520	272	465	533	934	515	1936	372	1292	524	208	331	50
A18E: I get very upset when I see other people treated unfairly																
1. Disagree	3.3	3.8	2.7	3.1	4.9	3.9	2.7	3.8	2.2	2.3	6.8	2.7	3.3	3.7	4.2	7.4
2. Mostly disagree	4.7	6.8	2.6	5.0	5.4	3.5	6.8	4.3	4.2	3.8	8.7	4.3	3.2	2.8	5.8	21.1
3. Neither	9.8	14.1	5.7	10.7	5.4	10.7	10.4	10.3	7.5	9.5	11.8	7.9	9.3	14.2	13.1	23.6
4. Mostly agree	35.5	39.5	31.7	38.7	32.7	34.4	36.7	34.8	36.3	36.0	32.7	35.4	37.0	35.8	35.2	26.2
5. Agree	46.8	35.7	57.3	42.6	51.5	47.4	43.4	46.8	49.8	48.3	40.1	49.8	47.2	43.5	41.6	21.7
<i>Item 12110 Subject O03</i>	<i>N</i> 2453	1143	1237	1519	271	470	534	935	514	1940	372	1296	525	207	331	50
A18F: I would agree to a good plan to make a better life for the poor, even if it cost me money																
1. Disagree	6.0	9.2	2.9	6.7	3.2	5.2	5.8	6.7	5.7	4.9	10.7	4.8	5.9	3.1	10.7	12.2
2. Mostly disagree	9.4	11.5	7.2	11.7	6.6	10.1	12.1	8.7	7.4	8.8	11.0	8.7	8.4	13.2	11.7	11.8
3. Neither	22.5	25.5	20.0	24.5	16.7	23.1	21.4	22.3	23.7	22.5	23.6	20.3	25.6	23.1	22.7	39.9
4. Mostly agree	39.8	37.2	42.5	39.7	39.9	37.0	43.6	38.7	40.4	41.5	34.2	42.6	37.1	42.5	37.2	15.6
5. Agree	22.2	16.6	27.4	17.4	33.5	24.6	17.2	23.7	22.7	22.4	20.4	23.6	23.0	18.2	17.7	20.5
<i>Item 12120 Subject O03</i>	<i>N</i> 2458	1146	1242	1523	272	469	533	940	517	1945	373	1300	525	208	330	50
A18G: It's not really my problem if others are in trouble and need help																
1. Disagree	40.2	32.2	47.9	38.0	44.6	41.7	33.0	42.6	41.9	41.7	33.3	42.2	39.8	41.9	36.8	23.3
2. Mostly disagree	34.1	34.7	33.1	35.3	31.8	34.6	35.8	31.6	36.3	34.5	32.3	33.3	35.0	31.3	36.6	35.2
3. Neither	16.6	19.8	14.1	17.3	15.5	15.4	20.4	15.9	14.9	15.8	21.1	15.6	16.6	17.6	18.2	33.6
4. Mostly agree	6.5	9.6	3.5	6.8	4.6	6.3	8.0	6.6	4.9	5.7	9.9	6.6	6.1	7.5	5.3	2.3
5. Agree	2.6	3.7	1.4	2.6	3.5	2.0	2.8	3.2	1.9	2.3	3.4	2.3	2.4	1.8	3.1	5.6
<i>Item 12130 Subject O03</i>	<i>N</i> 2454	1147	1236	1519	271	469	532	937	515	1942	372	1296	524	208	331	50

DESCRIPTIVE RESULTS: 2007

195

QUESTIONNAIRE FORM 5 2007	TOTAL	SEX		RACE		REGION				COLLEGE PLANS?		ILLICIT DRUG USE: LIFETIME				
		M	F	White	Black	NE	NC	S	W	Yes	No	None	Mari- juana Only	Few Pills	More Pills	Any Her- oin
<i>N (Weighted No. of Cases):</i>	2517	1170	1254	1545	279	482	549	957	529	1966	379	1323	530	211	342	50
<i>% of Weighted Total:</i>	100.0	46.5	49.8	61.4	11.1	19.2	21.8	38.0	21.0	78.1	15.1	52.6	21.1	8.4	13.6	2.0
A18H: Americans could change their eating habits to provide more food for the hungry people in other parts of the world, and at the same time be healthier themselves																
1. Disagree	6.3	9.0	3.7	7.4	5.4	7.4	5.9	6.6	5.0	5.5	10.3	5.7	5.0	4.2	10.3	13.5
2. Mostly disagree	7.5	9.7	5.4	7.4	7.4	7.3	8.4	6.6	8.4	6.9	9.9	7.9	6.9	7.5	6.1	12.9
3. Neither	17.9	19.5	16.3	17.4	18.3	15.4	19.1	20.9	13.3	17.2	21.3	16.1	18.2	18.8	21.5	32.3
4. Mostly agree	30.7	31.8	29.2	30.1	32.1	31.2	29.2	30.6	31.7	30.7	29.9	31.6	31.3	28.4	26.4	24.8
5. Agree	37.7	29.9	45.4	37.8	36.8	38.6	37.4	35.2	41.5	39.7	28.6	38.7	38.5	41.1	35.7	16.6
<i>Item 12140 Subject F03, O03</i>	<i>N</i> 2455	1145	1239	1522	273	470	534	936	516	1942	373	1298	524	208	331	49
A18I: My family and I often buy things we really don't need; we could get along with much less (NOTE: This question was omitted in the questionnaires administered in California, beginning in 1997, due to state requirements.)																
1. Disagree	11.2	11.5	10.8	9.6	14.2	14.0	9.8	10.5	11.6	10.5	13.2	11.4	11.8	6.7	11.9	16.0
2. Mostly disagree	17.8	19.9	16.1	17.7	19.3	21.2	18.4	15.6	18.2	17.4	20.1	17.2	15.7	22.0	20.3	13.4
3. Neither	22.5	26.1	18.7	21.2	22.5	23.8	19.4	23.9	21.6	21.6	25.6	23.3	22.8	18.7	22.2	18.3
4. Mostly agree	30.2	29.8	30.4	32.4	25.0	26.7	32.2	31.5	27.8	31.4	26.5	30.9	30.6	29.7	27.0	38.6
5. Agree	18.3	12.7	24.0	19.2	19.0	14.3	20.1	18.5	20.8	19.1	14.6	17.3	19.1	22.9	18.6	13.8
<i>Item 10060 Subject F01</i>	<i>N</i> 2242	1043	1135	1432	245	469	533	932	308	1762	357	1169	485	191	310	48
A18J: Most people will have fuller and happier lives if they choose legal marriage rather than staying single, or just living with someone (NOTE: This question was omitted in the questionnaires administered in California, beginning in 1997, due to state requirements.)																
1. Disagree	18.6	14.1	22.7	17.1	21.7	25.0	16.8	16.3	18.6	18.1	19.9	16.0	22.3	17.7	23.4	19.5
2. Mostly disagree	11.8	10.3	13.1	11.4	14.6	12.4	12.9	12.1	8.0	11.8	11.1	10.7	13.6	15.7	10.6	10.1
3. Neither	34.3	34.4	34.0	33.6	34.9	34.3	34.5	35.7	29.7	34.4	32.8	32.9	33.5	38.5	39.2	35.0
4. Mostly agree	18.1	20.9	15.7	18.8	16.9	14.6	19.0	18.3	21.0	18.2	18.7	19.3	18.1	17.8	12.6	22.2
5. Agree	17.3	20.3	14.5	19.0	11.9	13.6	16.8	17.5	22.8	17.3	17.5	21.1	12.5	10.3	14.2	13.2
<i>Item 12150 Subject D03</i>	<i>N</i> 2252	1049	1138	1434	245	471	534	937	310	1767	359	1176	486	192	310	48
A18K: Parents should encourage just as much independence in their daughters as in their sons																
1. Disagree	3.2	5.4	1.1	2.5	3.8	5.1	2.7	3.3	1.8	2.8	4.6	3.5	2.5	2.1	3.6	3.5
2. Mostly disagree	5.8	9.2	2.5	5.9	6.4	6.8	5.8	5.6	5.2	5.2	7.7	4.3	6.7	7.2	6.6	9.2
3. Neither	12.8	20.4	5.5	11.7	11.0	9.9	10.3	14.8	14.6	11.1	17.8	12.2	12.8	10.6	13.8	23.2
4. Mostly agree	24.2	29.2	19.4	24.1	25.2	26.1	23.4	25.0	21.8	23.7	27.4	25.2	25.9	19.8	22.9	16.8
5. Agree	54.0	35.9	71.5	55.8	53.7	52.1	57.8	51.3	56.7	57.1	42.5	54.7	52.1	60.2	53.2	47.2
<i>Item 12160 Subject D05</i>	<i>N</i> 2455	1145	1240	1523	273	471	532	936	516	1941	375	1298	525	208	331	50
A18L: Being a mother and raising children is one of the most fulfilling experiences a woman can have																
1. Disagree	4.2	2.8	5.4	3.7	4.3	4.5	3.9	3.6	5.1	4.2	4.2	4.1	2.8	3.7	6.3	7.1
2. Mostly disagree	5.4	4.0	6.3	4.9	4.7	5.0	5.2	5.4	6.1	5.0	7.1	5.2	6.0	2.5	6.2	6.9
3. Neither	30.4	44.7	17.4	34.2	19.3	34.7	30.8	31.5	24.0	30.3	31.0	28.3	30.4	33.7	35.1	38.4
4. Mostly agree	26.6	27.6	26.2	27.2	30.0	22.6	29.7	25.0	30.0	27.1	25.6	28.6	25.7	24.2	22.1	25.3
5. Agree	33.4	20.9	44.6	30.0	41.6	33.3	30.5	34.5	34.8	33.3	32.1	33.8	35.1	35.9	30.4	22.2
<i>Item 12170 Subject D05</i>	<i>N</i> 2448	1137	1242	1519	271	470	533	929	516	1936	374	1296	522	206	331	50
A18M: Most fathers should spend more time with their children than they do now																
1. Disagree	1.1	1.9	0.4	0.8	2.5	2.5	0.9	1.0	0.4	0.9	2.0	1.4	0.8	0.2	1.0	0.7
2. Mostly disagree	3.1	3.4	2.5	3.1	3.4	4.1	2.7	3.4	1.8	2.8	5.2	2.7	2.3	2.0	4.5	9.6
3. Neither	18.6	21.3	15.9	20.3	8.5	23.4	19.1	17.0	16.7	18.6	18.7	16.2	20.5	18.7	22.1	27.5
4. Mostly agree	33.5	37.7	30.4	37.4	21.4	30.3	35.1	30.6	40.1	34.8	29.3	35.4	29.4	33.6	35.2	28.6
5. Agree	43.7	35.6	50.8	38.5	64.2	39.8	42.1	47.9	41.1	43.0	44.9	44.3	47.1	45.5	37.2	33.5
<i>Item 12180 Subject D05</i>	<i>N</i> 2456	1146	1242	1523	273	471	533	938	514	1944	375	1301	526	208	329	50

QUESTIONNAIRE FORM 5 2007	TOTAL	SEX		RACE		REGION				COLLEGE PLANS?		ILLICIT DRUG USE: LIFETIME					
		M	F	White	Black	NE	NC	S	W	Yes	No	None	Mari- juana Only	Few Pills	More Pills	Any Her- oin	
<i>N (Weighted No. of Cases):</i>	2517	1170	1254	1545	279	482	549	957	529	1966	379	1323	530	211	342	50	
<i>% of Weighted Total:</i>	100.0	46.5	49.8	61.4	11.1	19.2	21.8	38.0	21.0	78.1	15.1	52.6	21.1	8.4	13.6	2.0	
A18N: The husband should make all the important decisions in the family (NOTE: This question was omitted in the questionnaires administered in California, beginning in 1997, due to state requirements.)																	
1. Disagree	42.8	24.1	60.4	43.5	37.5	52.1	44.8	36.6	43.9	45.7	31.8	42.4	46.8	45.8	38.9	33.1	
2. Mostly disagree	19.5	22.9	16.5	19.5	19.8	15.3	19.5	21.6	19.5	20.3	15.2	21.7	18.1	18.6	17.1	5.9	
3. Neither	23.8	31.1	16.5	23.1	23.6	20.3	23.2	24.9	26.4	22.0	30.3	23.5	20.8	26.4	26.5	26.1	
4. Mostly agree	8.5	13.0	4.5	8.6	11.0	7.0	8.4	10.1	6.0	6.9	16.3	7.8	10.7	6.2	8.1	17.1	
5. Agree	5.5	8.8	2.1	5.2	8.0	5.4	4.1	6.8	4.2	5.0	6.3	4.6	3.7	3.1	9.4	17.7	
<i>Item 12190 Subject D05</i>	<i>N</i>	<i>2250</i>	<i>1048</i>	<i>1138</i>	<i>1435</i>	<i>246</i>	<i>469</i>	<i>533</i>	<i>937</i>	<i>310</i>	<i>1766</i>	<i>359</i>	<i>1176</i>	<i>486</i>	<i>192</i>	<i>309</i>	<i>48</i>
A19: Some people think about what's going on in government very often, and others are not that interested. How much of an interest do you take in government and current events?																	
1. No interest at all	7.3	7.3	7.1	7.3	7.9	6.4	7.2	8.8	5.4	5.4	15.5	6.1	7.4	9.4	9.1	12.1	
2. Very little interest	21.9	19.5	24.3	21.9	26.2	21.7	23.6	22.2	19.7	21.1	24.7	22.0	23.6	17.6	20.4	21.5	
3. Some interest	43.6	42.9	44.0	41.6	46.0	41.3	44.6	44.2	43.5	44.1	40.2	43.6	44.1	45.8	42.2	41.7	
4. A lot of interest	19.4	21.1	17.9	20.9	13.6	21.8	17.8	17.5	22.4	20.7	15.3	20.3	18.3	18.0	19.3	15.9	
5. A very great interest	7.9	9.2	6.7	8.3	6.3	8.9	6.8	7.4	9.1	8.8	4.3	7.9	6.6	9.3	8.9	8.8	
<i>Item 6330 Subject H01, Q08</i>	<i>N</i>	<i>2446</i>	<i>1141</i>	<i>1238</i>	<i>1523</i>	<i>267</i>	<i>470</i>	<i>529</i>	<i>933</i>	<i>514</i>	<i>1939</i>	<i>371</i>	<i>1299</i>	<i>521</i>	<i>206</i>	<i>332</i>	<i>48</i>
A20: If you have at least an average income in the future, how likely is it that you will contribute money to the following organizations? If you have already contributed, mark the last circle only.																	
Are you likely to contribute to . . .																	
A20A: The United Fund or other community charities?																	
1. Definitely not	7.5	11.7	3.5	9.1	4.5	9.4	8.4	7.3	5.3	6.2	13.5	6.0	6.6	4.4	12.3	30.9	
2. Probably not	15.3	17.8	13.1	17.8	12.6	14.2	16.6	14.4	16.5	14.0	21.9	14.5	16.3	17.6	14.1	17.8	
3. Don't know	43.0	42.8	42.9	42.8	43.5	41.6	42.8	45.0	40.8	43.1	39.8	42.8	44.5	42.5	42.9	28.2	
4. Probably will	25.1	22.6	28.2	22.5	28.7	25.5	23.2	22.8	30.9	26.8	19.8	26.7	23.8	25.7	24.8	16.4	
5. Definitely will	4.1	2.1	5.7	2.7	6.1	4.2	3.4	5.0	3.0	4.3	2.8	4.9	3.8	1.6	2.7	4.0	
6. Already have	5.0	3.1	6.6	5.2	4.6	5.1	5.6	5.4	3.5	5.5	2.2	5.2	4.9	8.2	3.2	2.7	
<i>Item 12200 Subject O02</i>	<i>N</i>	<i>2434</i>	<i>1137</i>	<i>1235</i>	<i>1511</i>	<i>270</i>	<i>467</i>	<i>527</i>	<i>931</i>	<i>509</i>	<i>1931</i>	<i>371</i>	<i>1293</i>	<i>520</i>	<i>202</i>	<i>330</i>	<i>48</i>
A20B: International relief organizations (CARE, UNICEF, etc.)?																	
1. Definitely not	6.2	10.1	2.3	7.4	4.3	5.5	7.0	7.4	4.1	5.2	11.3	5.7	5.7	4.6	9.0	13.5	
2. Probably not	13.6	18.2	9.7	16.0	13.9	11.0	15.6	14.2	12.9	12.3	21.2	12.7	15.2	13.3	13.6	16.9	
3. Don't know	36.8	37.3	36.1	36.8	37.7	32.7	37.6	39.2	35.6	36.3	38.0	36.6	34.3	34.9	43.4	30.5	
4. Probably will	29.4	25.5	33.4	27.5	31.3	33.4	28.5	26.4	32.2	30.7	22.1	30.1	30.7	30.2	25.3	28.6	
5. Definitely will	7.0	3.6	10.1	5.0	9.6	9.5	5.8	6.8	6.4	7.7	3.5	7.5	7.5	7.1	4.3	5.7	
6. Already have	6.9	5.3	8.4	7.3	3.1	8.0	5.5	6.1	8.7	7.7	3.9	7.4	6.5	9.9	4.5	4.8	
<i>Item 12210 Subject O02</i>	<i>N</i>	<i>2433</i>	<i>1133</i>	<i>1237</i>	<i>1513</i>	<i>268</i>	<i>466</i>	<i>526</i>	<i>929</i>	<i>512</i>	<i>1932</i>	<i>368</i>	<i>1293</i>	<i>518</i>	<i>205</i>	<i>328</i>	<i>48</i>
A20C: Minority group organizations (NAACP, SCLC, etc.)?																	
1. Definitely not	13.2	19.0	7.8	18.1	4.0	12.4	16.0	13.5	10.5	12.7	17.1	11.0	13.2	10.7	22.0	23.3	
2. Probably not	20.2	21.8	18.8	25.4	8.6	18.2	24.4	19.4	18.9	19.9	22.8	20.3	18.8	26.1	18.3	10.9	
3. Don't know	40.5	37.5	43.5	42.2	28.2	39.0	39.7	41.0	41.7	40.4	41.1	41.5	36.3	39.4	42.4	51.1	
4. Probably will	17.8	16.1	19.2	11.8	30.4	20.6	12.4	17.9	20.6	17.9	15.2	18.0	20.9	18.7	13.5	14.7	
5. Definitely will	6.8	4.2	9.1	2.0	23.6	9.2	6.2	6.4	6.1	7.7	2.1	7.9	8.1	4.1	3.3	-	
6. Already have	1.5	1.4	1.5	0.5	5.1	0.6	1.2	1.7	2.2	1.4	1.6	1.4	2.6	1.0	0.6	-	
<i>Item 12220 Subject N02, O02</i>	<i>N</i>	<i>2423</i>	<i>1133</i>	<i>1228</i>	<i>1508</i>	<i>268</i>	<i>463</i>	<i>526</i>	<i>929</i>	<i>504</i>	<i>1920</i>	<i>371</i>	<i>1286</i>	<i>519</i>	<i>204</i>	<i>326</i>	<i>48</i>

QUESTIONNAIRE FORM 5 2007	TOTAL	SEX		RACE		REGION				COLLEGE PLANS?		ILLICIT DRUG USE: LIFETIME				
		M	F	White	Black	NE	NC	S	W	Yes	No	None	Mari- juana Only	Few Pills	More Pills	Any Her- oin
<i>N (Weighted No. of Cases):</i>	2517	1170	1254	1545	279	482	549	957	529	1966	379	1323	530	211	342	50
<i>% of Weighted Total:</i>	100.0	46.5	49.8	61.4	11.1	19.2	21.8	38.0	21.0	78.1	15.1	52.6	21.1	8.4	13.6	2.0
A20D: Church or religious organizations?																
1. Definitely not	10.4	14.1	7.1	13.2	1.7	14.0	9.7	8.7	11.0	10.3	12.0	8.6	9.7	9.4	18.3	23.5
2. Probably not	10.9	10.9	11.3	13.0	2.8	13.6	11.9	9.0	10.9	10.6	15.0	8.0	14.1	19.2	12.8	6.0
3. Don't know	17.8	17.9	17.8	16.6	16.5	24.0	17.2	17.3	13.7	16.9	19.2	15.3	20.0	18.7	20.4	18.5
4. Probably will	21.6	22.2	20.5	19.9	23.8	20.2	25.1	21.6	19.1	20.6	24.4	22.5	24.2	16.0	18.4	15.4
5. Definitely will	14.8	12.8	16.7	12.7	24.5	10.6	13.5	19.2	11.9	15.2	11.4	18.2	11.8	10.9	9.3	11.9
6. Already have	24.5	22.2	26.7	24.7	30.6	17.6	22.5	24.2	33.4	26.4	18.0	27.4	20.2	25.9	20.7	24.8
<i>Item 12230 Subject G, O02</i>	<i>N</i> 2427	1130	1232	1509	267	467	524	924	511	1926	369	1293	512	205	329	48
A20E: Political parties or organizations?																
1. Definitely not	21.5	25.0	18.5	22.3	17.9	24.6	21.9	18.7	23.2	20.4	25.6	20.1	21.6	20.0	27.6	29.7
2. Probably not	27.2	27.1	27.3	29.2	25.5	25.1	28.5	27.6	26.8	28.2	25.4	28.0	26.0	32.2	26.2	6.7
3. Don't know	35.1	31.3	38.3	32.9	40.4	34.7	33.6	37.7	32.3	34.4	35.8	35.1	36.9	32.0	32.8	31.1
4. Probably will	11.8	12.7	11.2	11.0	11.8	12.0	12.3	10.6	13.5	12.3	10.1	12.3	12.8	10.7	8.3	22.2
5. Definitely will	3.1	2.8	3.2	3.3	3.0	3.1	2.3	3.9	2.7	3.4	1.7	3.4	1.8	3.8	3.2	5.7
6. Already have	1.3	1.1	1.4	1.3	1.6	0.6	1.5	1.5	1.5	1.2	1.4	1.2	1.0	1.3	1.8	4.7
<i>Item 12240 Subject H05, O02</i>	<i>N</i> 2424	1128	1236	1506	268	467	521	925	510	1924	369	1283	519	205	328	48
A20F: Citizen lobbies (Common Cause, Public Citizen, etc.)?																
1. Definitely not	11.6	15.7	7.4	13.4	8.8	11.5	14.3	11.6	8.7	10.8	14.1	10.9	10.7	9.1	15.2	23.7
2. Probably not	22.6	23.6	22.0	25.7	17.5	19.5	23.6	21.9	25.5	22.7	25.3	22.8	20.8	27.5	23.8	10.5
3. Don't know	48.2	44.3	52.0	47.7	49.8	48.7	48.4	48.1	47.8	48.7	46.1	48.4	50.1	45.9	46.0	47.5
4. Probably will	13.1	12.5	13.6	10.5	18.6	14.6	10.8	12.3	15.4	13.0	10.6	12.9	14.9	12.2	11.7	10.0
5. Definitely will	3.3	3.1	3.6	1.8	4.4	4.5	1.9	4.5	1.4	3.7	1.7	3.8	2.4	4.6	2.3	3.3
6. Already have	1.3	0.8	1.4	0.9	0.8	1.1	1.0	1.5	1.2	1.0	2.2	1.1	1.2	0.8	1.0	5.1
<i>Item 12250 Subject H05, I02, O02</i>	<i>N</i> 2421	1130	1229	1502	269	465	523	924	509	1922	368	1286	518	203	327	48
A20G: Charities to help fight diseases (cancer, heart disease, etc.)?																
1. Definitely not	3.8	5.8	1.7	4.4	3.8	4.3	4.9	4.0	1.7	2.7	8.7	3.4	2.8	2.7	6.1	10.1
2. Probably not	4.6	6.9	2.4	5.3	4.2	3.1	5.7	5.1	4.0	4.1	7.9	4.1	5.5	4.9	3.8	7.2
3. Don't know	15.2	19.8	10.5	14.8	15.5	12.4	15.7	15.9	16.1	12.9	24.7	14.6	13.8	13.5	18.8	14.6
4. Probably will	35.9	39.0	33.4	37.1	34.1	33.3	34.9	34.2	42.3	38.0	27.2	37.0	38.5	37.5	29.8	28.9
5. Definitely will	25.5	18.5	32.2	22.8	30.1	29.1	25.4	25.7	21.8	27.0	18.1	25.8	25.6	24.6	26.7	20.9
6. Already have	15.0	10.0	19.7	15.7	12.3	17.8	13.4	15.1	14.1	15.3	13.4	15.1	13.9	16.7	14.9	18.2
<i>Item 12260 Subject O02</i>	<i>N</i> 2436	1136	1237	1514	270	468	527	929	512	1932	371	1293	519	205	330	48
A20H: Organizations concerned with population problems (Planned Parenthood, ZPG, etc.)?																
1. Definitely not	11.4	15.7	7.2	14.3	7.0	11.9	13.2	10.8	10.4	10.6	15.5	11.9	9.8	8.3	13.0	19.6
2. Probably not	19.0	22.1	16.3	22.0	16.3	17.2	23.4	18.2	17.4	19.6	18.0	19.9	19.5	12.8	19.4	16.5
3. Don't know	40.8	41.7	39.9	38.5	41.5	40.1	35.8	44.1	40.7	40.2	41.0	42.5	39.4	36.9	37.9	36.9
4. Probably will	19.2	15.5	23.1	18.1	22.3	21.0	19.7	16.7	21.5	19.8	18.5	17.1	21.7	27.4	19.5	16.1
5. Definitely will	7.6	3.7	10.7	5.1	11.6	8.3	6.3	8.5	6.5	7.9	4.7	7.0	6.9	11.5	8.7	3.0
6. Already have	2.0	1.2	2.7	2.0	1.1	1.6	1.6	1.7	3.6	1.8	2.2	1.5	2.7	3.2	1.5	8.0
<i>Item 12270 Subject E01, O02</i>	<i>N</i> 2436	1136	1237	1513	270	468	526	929	513	1933	371	1292	520	205	330	48
A20I: Organizations concerned with environmental problems (Sierra Club, Friends of the Earth, etc.)?																
1. Definitely not	10.3	15.3	5.5	12.7	9.3	7.5	12.3	10.7	10.3	9.2	16.0	9.2	9.0	9.0	14.7	21.1
2. Probably not	15.5	17.5	13.8	16.8	18.5	10.3	18.0	16.3	16.3	14.9	18.4	15.6	16.5	13.7	14.2	20.5
3. Don't know	37.1	34.5	39.4	34.2	44.6	36.6	36.3	39.2	34.9	36.2	39.2	38.5	38.6	34.7	32.2	28.6
4. Probably will	23.4	21.7	25.3	22.9	17.3	25.6	24.3	21.3	24.3	25.0	17.0	23.8	22.8	25.7	22.7	21.0
5. Definitely will	10.2	8.2	12.1	10.0	8.9	16.2	7.5	9.0	9.4	11.2	6.3	9.8	9.8	12.9	11.5	5.6
6. Already have	3.4	2.8	4.0	3.3	1.5	3.8	1.7	3.4	4.9	3.5	3.1	3.1	3.3	4.0	4.7	3.3
<i>Item 12280 Subject F04, O02</i>	<i>N</i> 2436	1134	1240	1514	270	468	526	930	513	1933	371	1292	520	206	330	48

MONITORING THE FUTURE

QUESTIONNAIRE FORM 5 2007	TOTAL	SEX		RACE		REGION				COLLEGE PLANS?		ILLICIT DRUG USE: LIFETIME					
		M	F	White	Black	NE	NC	S	W	Yes	No	None	Mari- juana Only	Few Pills	More Pills	Any Her- oin	
<i>N (Weighted No. of Cases):</i>	2517	1170	1254	1545	279	482	549	957	529	1966	379	1323	530	211	342	50	
<i>% of Weighted Total:</i>	100.0	46.5	49.8	61.4	11.1	19.2	21.8	38.0	21.0	78.1	15.1	52.6	21.1	8.4	13.6	2.0	
A21: What is your current height (in feet and inches) without shoes?																	
01. 4'5" or less	0.4	*	0.6	*	-	-	0.3	0.4	0.9	0.3	0.4	0.3	0.5	0.7	-	-	
02. 4'6"	0.1	0.1	0.1	-	-	0.1	-	0.1	-	*	-	0.1	-	-	-	-	
03. 4'7"	0.2	0.1	0.3	0.1	0.3	0.5	0.3	0.1	-	0.1	0.6	0.1	0.1	-	-	-	
04. 4'8"	-	-	-	-	-	-	-	-	-	-	-	-	-	-	-	-	
05. 4'9"	0.2	0.1	0.3	0.1	-	0.1	0.5	0.1	-	0.2	-	0.3	-	-	-	-	
06. 4'10"	0.4	-	0.7	0.3	-	0.5	-	0.5	0.4	0.4	-	0.3	0.5	1.5	-	-	
07. 4'11"	1.1	0.1	2.1	0.4	-	2.2	1.1	0.4	1.5	1.3	0.3	1.1	1.7	1.1	0.4	-	
08. 5'0"	2.2	0.1	4.2	1.4	4.4	1.1	1.3	2.6	3.4	2.2	1.5	2.1	2.7	2.8	1.7	1.2	
09. 5'1"	3.2	0.2	6.2	2.1	3.1	4.5	2.8	3.3	2.3	3.1	4.5	3.6	2.8	5.7	1.6	-	
10. 5'2"	6.5	0.3	12.3	5.2	6.5	6.3	6.0	5.7	8.5	6.9	5.9	6.2	8.1	4.8	5.8	11.8	
11. 5'3"	7.1	0.4	13.2	7.2	7.4	9.2	7.4	7.4	4.5	7.3	6.7	6.9	7.6	8.4	6.4	1.6	
12. 5'4"	7.6	0.9	13.6	7.1	6.7	9.5	7.1	7.5	6.5	7.8	6.1	6.6	7.7	11.7	8.6	2.9	
13. 5'5"	7.6	2.5	12.4	6.5	11.2	10.1	6.2	7.2	7.5	8.3	3.8	8.4	6.4	6.9	7.2	5.4	
14. 5'6"	8.8	5.6	11.8	8.8	8.8	6.7	7.4	9.4	11.0	8.9	8.7	10.1	6.8	7.1	9.6	2.4	
15. 5'7"	8.2	8.7	8.0	7.5	10.9	6.6	7.8	9.0	8.5	8.2	8.8	8.4	7.3	6.9	10.2	6.4	
16. 5'8"	7.3	9.2	5.6	7.4	9.5	7.5	7.7	7.5	6.3	7.3	5.2	6.2	8.1	13.4	6.6	4.6	
17. 5'9"	6.4	8.9	4.0	7.9	3.8	6.8	8.5	5.5	5.3	6.4	6.1	6.5	6.1	4.5	7.4	9.9	
18. 5'10"	7.2	12.0	2.4	7.7	6.7	7.4	5.6	8.1	7.0	6.9	8.4	7.4	7.5	6.3	6.3	13.8	
19. 5'11"	6.4	12.2	1.2	7.3	4.6	4.3	7.5	7.2	5.6	6.1	7.2	6.2	7.1	5.7	6.4	8.6	
20. 6'0"	6.4	13.0	0.4	7.3	6.1	6.5	7.1	6.1	6.1	5.6	10.2	5.8	7.3	4.1	7.3	8.4	
21. 6'1"	4.9	9.7	0.3	5.7	4.5	5.2	6.6	4.3	3.7	4.9	5.2	5.2	5.1	2.6	4.7	6.7	
22. 6'2"	3.9	7.6	0.2	4.6	2.3	2.1	4.5	4.0	5.0	3.6	5.0	4.2	2.6	4.5	4.7	3.8	
23. 6'3"	1.8	3.8	*	2.4	2.1	1.4	1.4	1.8	2.7	1.9	1.6	1.9	1.9	1.1	1.7	2.1	
24. 6'4"	1.2	2.6	-	1.7	0.6	0.4	1.2	1.0	2.4	1.2	1.5	0.9	1.1	-	2.8	6.1	
25. 6'5"	0.4	0.9	-	0.5	0.2	0.2	0.8	0.2	0.6	0.4	0.6	0.6	0.3	-	0.2	1.2	
26. 6'6"	0.1	0.2	-	0.1	-	-	-	0.2	-	0.1	-	0.1	-	-	-	-	
27. 6'7" or more	0.6	0.9	0.2	0.5	0.5	0.8	1.0	0.4	0.2	0.4	1.7	0.4	0.7	-	0.3	3.3	
<i>Item 22155 Subject T03</i>	<i>N</i>	<i>2452</i>	<i>1142</i>	<i>1241</i>	<i>1523</i>	<i>273</i>	<i>470</i>	<i>534</i>	<i>930</i>	<i>518</i>	<i>1940</i>	<i>371</i>	<i>1298</i>	<i>522</i>	<i>206</i>	<i>331</i>	<i>50</i>
A22: What is your current weight (in pounds) without shoes or clothing?																	
01. 80 lbs. or less	0.2	0.4	-	0.1	0.3	0.3	0.2	0.2	-	0.1	0.5	0.1	0.4	-	0.2	-	
02. 81-85	-	-	-	-	-	-	-	-	-	-	-	-	-	-	-	-	
03. 86-90	0.2	0.1	0.4	0.2	-	*	0.1	0.1	0.8	0.3	-	0.2	*	0.5	0.6	-	
04. 91-95	0.5	-	1.0	0.3	0.4	0.3	0.8	0.4	0.5	0.6	0.3	0.2	0.6	1.3	0.4	4.1	
05. 96-100	0.9	-	1.8	0.9	0.5	0.3	0.9	0.9	1.5	1.0	0.4	0.8	1.3	0.3	1.1	-	
06. 101-105	1.7	0.1	3.2	1.7	0.9	1.4	2.0	1.5	2.0	1.9	1.1	1.8	1.2	4.4	0.9	-	
07. 106-110	3.6	0.6	6.5	3.5	4.1	3.0	1.7	4.5	4.3	3.7	2.7	4.2	3.5	2.8	1.5	7.4	
08. 111-115	4.3	1.3	7.2	4.0	4.0	6.5	3.9	3.4	4.2	4.7	2.6	3.3	6.4	7.9	3.2	-	
09. 116-120	5.3	0.9	9.5	5.1	3.0	5.4	4.3	5.2	6.3	5.7	4.3	6.0	5.0	3.6	4.5	5.2	
10. 121-125	5.8	2.1	9.5	5.5	4.9	7.6	5.7	4.8	6.2	6.3	4.2	6.0	6.2	6.1	5.4	4.3	
11. 126-130	6.0	2.4	9.4	5.4	4.9	5.8	5.9	6.0	6.1	6.4	4.4	6.3	5.9	6.6	5.2	-	
12. 131-135	6.1	4.1	8.1	6.0	5.2	5.0	4.7	6.0	8.6	6.3	5.7	5.9	5.8	5.6	7.7	3.9	
13. 136-140	6.5	5.6	7.2	6.4	9.0	5.8	7.4	6.1	6.7	6.1	7.7	7.4	5.1	6.0	4.1	6.2	
14. 141-150	11.3	12.7	10.2	11.7	13.7	12.1	11.9	12.4	8.0	11.1	13.5	11.4	10.3	12.4	13.4	4.0	
15. 151-160	11.1	14.1	8.4	11.8	9.4	12.1	12.5	10.9	9.4	11.5	8.1	11.9	10.8	11.3	9.7	4.4	
16. 161-170	8.9	13.1	5.0	9.4	9.2	8.9	10.4	8.5	8.4	8.2	10.5	7.7	8.1	7.5	14.2	18.1	
17. 171-180	6.4	10.3	2.9	7.5	4.5	6.2	8.1	6.0	5.9	6.6	6.4	6.1	7.2	5.5	7.6	4.1	
18. 181-190	5.2	8.3	2.3	5.0	7.7	3.6	3.4	5.8	7.5	5.2	5.6	5.0	6.3	4.9	4.3	6.6	
19. 191-200	4.5	6.2	2.4	3.9	4.8	4.2	5.6	4.6	3.4	4.3	4.9	4.3	3.7	2.6	6.6	9.1	
20. 201-210	2.7	3.9	1.5	2.5	4.8	2.8	2.6	3.1	1.9	2.6	2.3	3.0	1.8	2.9	2.3	3.7	
21. 211-220	2.6	3.9	1.2	2.9	1.1	2.9	2.1	2.7	2.6	2.1	3.9	2.2	3.1	2.7	2.9	3.1	
22. 221-230	1.5	2.2	0.9	1.7	0.7	1.1	1.4	1.6	1.7	1.5	1.6	1.3	1.0	2.9	1.6	4.1	
23. 231-240	1.0	2.0	0.1	0.9	0.8	1.0	0.4	1.1	1.4	0.6	3.2	0.8	2.0	-	0.5	2.2	
24. 241-250	0.6	0.9	0.3	0.6	1.4	0.5	0.2	1.3	0.1	0.4	1.7	0.5	1.1	1.1	0.4	-	
25. 251-260	0.9	1.3	0.4	0.9	1.4	1.0	0.8	0.8	1.0	0.8	1.4	1.2	0.3	0.8	0.5	4.7	
26. 261 lbs. or more	2.3	3.8	0.7	2.3	3.4	2.1	2.9	2.4	1.7	2.1	3.1	2.5	2.8	0.5	1.3	4.7	
<i>Item 22165 Subject T03</i>	<i>N</i>	<i>2462</i>	<i>1160</i>	<i>1239</i>	<i>1533</i>	<i>273</i>	<i>464</i>	<i>539</i>	<i>940</i>	<i>519</i>	<i>1949</i>	<i>376</i>	<i>1312</i>	<i>524</i>	<i>208</i>	<i>334</i>	<i>49</i>
A23: How often do you. . .																	
A23A: Eat breakfast?																	
1. Never	6.5	7.0	5.9	6.0	5.7	5.7	7.3	6.2	6.9	5.9	8.0	5.9	6.0	8.6	7.5	8.8	
2. Seldom	22.1	22.0	22.0	21.9	29.8	19.8	22.7	22.7	22.3	21.2	26.5	18.7	25.8	24.1	28.8	22.3	
3. Sometimes	23.3	23.0	23.6	21.5	28.1	23.9	21.9	25.6	19.8	21.9	27.7	19.7	26.2	26.8	27.5	37.1	
4. Most days	13.7	12.7	14.9	13.1	16.9	14.0	11.5	14.9	13.5	13.8	13.5	14.7	11.1	17.2	10.7	16.2	
5. Nearly every day	13.8	14.7	12.8	14.0	12.4	11.1	15.0	12.7	16.8	14.8	10.9	16.2	14.4	6.3	9.9	8.3	
6. Every day	20.7	20.6	20.8	23.5	7.0	25.4	21.7	17.9	20.6	22.4	13.4	24.8	16.5	16.9	15.7	7.3	
<i>Item 20740 Subject T02</i>	<i>N</i>	<i>2477</i>	<i>1164</i>	<i>1247</i>	<i>1539</i>	<i>277</i>	<i>466</i>	<i>543</i>	<i>946</i>	<i>522</i>	<i>1959</i>	<i>376</i>	<i>1319</i>	<i>529</i>	<i>209</i>	<i>336</i>	<i>48</i>

* = less than .05 percent.

QUESTIONNAIRE FORM 5 2007	TOTAL	SEX		RACE		REGION				COLLEGE PLANS?		ILLICIT DRUG USE: LIFETIME					
		M	F	White	Black	NE	NC	S	W	Yes	No	None	Mari- juana Only	Few Pills	More Pills	Any Her- oin	
<i>N (Weighted No. of Cases):</i>	2517	1170	1254	1545	279	482	549	957	529	1966	379	1323	530	211	342	50	
<i>% of Weighted Total:</i>	100.0	46.5	49.8	61.4	11.1	19.2	21.8	38.0	21.0	78.1	15.1	52.6	21.1	8.4	13.6	2.0	
A23B: Eat at least some green vegetables?																	
1. Never	3.4	3.9	2.6	3.0	3.3	4.3	3.9	3.2	2.2	3.0	5.1	2.8	4.1	3.0	3.6	5.0	
2. Seldom	10.2	11.0	9.2	7.8	18.4	10.5	9.3	10.8	9.6	9.3	13.5	9.2	12.1	11.8	9.3	6.8	
3. Sometimes	24.6	22.8	26.2	21.3	35.8	27.3	22.2	26.9	20.8	22.7	31.4	22.5	23.4	29.7	32.0	30.4	
4. Most days	25.4	27.3	23.7	27.5	21.2	20.9	27.7	25.3	27.4	25.4	23.9	25.6	25.0	28.8	22.7	28.4	
5. Nearly every day	20.0	18.9	21.2	22.2	15.3	18.2	21.5	19.6	20.5	21.2	16.6	21.4	20.8	16.7	15.4	20.8	
6. Every day	16.4	16.0	17.1	18.1	6.0	18.7	15.3	14.2	19.5	18.4	9.6	18.4	14.7	10.0	17.0	8.7	
<i>Item 20750 Subject T02</i>	<i>N</i>	<i>2475</i>	<i>1164</i>	<i>1247</i>	<i>1539</i>	<i>278</i>	<i>466</i>	<i>543</i>	<i>946</i>	<i>520</i>	<i>1959</i>	<i>376</i>	<i>1318</i>	<i>528</i>	<i>209</i>	<i>336</i>	<i>49</i>
A23C: Eat at least some fruit?																	
1. Never	1.0	1.2	0.7	0.8	0.6	0.6	1.6	1.0	0.7	0.8	1.9	1.0	1.0	0.3	0.4	1.7	
2. Seldom	6.5	6.8	6.2	6.0	9.8	7.4	4.9	7.9	4.8	6.3	8.0	5.5	7.8	6.5	9.0	5.3	
3. Sometimes	26.0	26.6	25.1	24.1	35.8	26.6	22.8	28.8	23.9	23.4	34.8	25.0	25.3	28.1	29.0	31.4	
4. Most days	26.7	28.2	25.4	27.2	29.5	23.1	28.3	27.6	26.6	26.2	28.6	27.0	25.7	30.6	25.2	33.2	
5. Nearly every day	19.7	19.2	20.5	20.2	14.0	18.6	21.6	18.1	21.8	21.2	13.6	20.9	18.8	20.1	18.1	11.9	
6. Every day	20.0	18.1	22.0	21.7	10.4	23.7	20.7	16.7	22.2	22.1	13.0	20.5	21.3	14.3	18.3	16.4	
<i>Item 20760 Subject T02</i>	<i>N</i>	<i>2463</i>	<i>1159</i>	<i>1241</i>	<i>1530</i>	<i>277</i>	<i>464</i>	<i>541</i>	<i>940</i>	<i>517</i>	<i>1951</i>	<i>373</i>	<i>1314</i>	<i>526</i>	<i>205</i>	<i>334</i>	<i>49</i>
A23D: Exercise vigorously (jogging, swimming, calisthenics, or any other active sports)?																	
1. Never	4.2	2.7	5.4	3.7	6.9	3.4	2.6	5.5	4.3	3.6	6.9	3.7	4.0	3.4	6.5	7.8	
2. Seldom	16.2	11.7	21.0	16.6	19.9	16.0	16.3	16.9	15.2	15.4	20.5	15.9	15.9	20.2	16.5	10.3	
3. Sometimes	24.1	20.3	27.8	23.3	21.0	22.8	25.9	25.3	21.2	23.1	26.8	24.1	21.2	30.4	25.0	21.9	
4. Most days	17.0	16.9	16.8	17.5	12.2	17.5	17.1	17.2	16.3	17.4	15.2	17.2	16.1	15.8	17.3	27.4	
5. Nearly every day	18.5	22.4	14.9	19.1	19.1	19.8	21.2	15.3	20.2	19.3	15.1	17.9	22.5	12.6	17.7	20.8	
6. Every day	20.0	26.0	14.1	19.9	20.9	20.5	16.9	19.9	22.7	21.2	15.4	21.3	20.4	17.7	17.0	11.8	
<i>Item 20770 Subject T02</i>	<i>N</i>	<i>2474</i>	<i>1162</i>	<i>1248</i>	<i>1539</i>	<i>278</i>	<i>463</i>	<i>542</i>	<i>948</i>	<i>520</i>	<i>1959</i>	<i>378</i>	<i>1320</i>	<i>528</i>	<i>209</i>	<i>332</i>	<i>49</i>
A23E: Get at least seven hours of sleep?																	
1. Never	4.1	4.3	3.4	3.1	4.6	4.4	3.7	4.1	4.2	4.1	2.1	3.5	3.9	5.4	4.4	6.6	
2. Seldom	19.5	18.7	20.2	17.8	27.7	19.6	20.1	20.7	16.8	19.0	23.4	17.9	18.3	24.5	23.7	29.3	
3. Sometimes	24.1	22.1	26.3	23.5	23.5	25.7	23.8	24.8	21.7	25.0	18.8	23.5	24.5	19.2	29.7	26.1	
4. Most days	22.2	23.4	21.1	24.4	19.3	21.1	22.3	21.7	23.8	22.0	23.6	21.3	25.1	23.2	20.6	20.9	
5. Nearly every day	18.3	19.0	18.3	19.8	15.5	16.6	20.0	17.7	19.2	19.2	17.8	20.7	17.3	15.0	15.0	9.0	
6. Every day	11.8	12.5	10.7	11.3	9.3	12.5	10.1	10.9	14.4	10.8	14.3	13.2	10.9	12.8	6.6	8.1	
<i>Item 20780 Subject T02</i>	<i>N</i>	<i>2476</i>	<i>1164</i>	<i>1248</i>	<i>1539</i>	<i>278</i>	<i>465</i>	<i>542</i>	<i>949</i>	<i>520</i>	<i>1959</i>	<i>378</i>	<i>1320</i>	<i>528</i>	<i>209</i>	<i>335</i>	<i>49</i>
A23F: Get less sleep than you think you should?																	
1. Never	4.4	4.5	4.0	3.1	6.7	5.6	3.5	4.0	5.2	3.8	6.5	4.8	4.1	3.5	3.9	4.0	
2. Seldom	13.4	12.5	14.4	13.6	17.3	9.1	12.3	14.9	15.7	13.6	13.2	14.1	14.1	12.5	11.3	10.3	
3. Sometimes	25.0	26.2	23.7	24.9	23.3	26.1	25.2	24.2	25.4	24.3	26.8	25.3	28.2	22.4	22.8	16.6	
4. Most days	22.2	20.6	23.9	23.5	17.0	25.2	23.8	23.4	15.4	22.8	22.5	22.6	21.0	22.0	23.8	13.3	
5. Nearly every day	18.3	17.6	18.9	19.6	17.2	19.2	20.7	15.4	20.1	18.9	16.1	18.0	17.2	19.9	19.7	11.5	
6. Every day	16.7	18.5	15.1	15.4	18.5	14.7	14.5	18.1	18.2	16.6	14.9	15.3	15.5	19.6	18.6	44.3	
<i>Item 20790 Subject T02</i>	<i>N</i>	<i>2474</i>	<i>1164</i>	<i>1247</i>	<i>1537</i>	<i>278</i>	<i>465</i>	<i>543</i>	<i>949</i>	<i>518</i>	<i>1957</i>	<i>378</i>	<i>1319</i>	<i>528</i>	<i>208</i>	<i>336</i>	<i>49</i>
A24: These questions are about whether you think women are discriminated against in each of the following areas.																	
To what extent are women discriminated against . . .																	
A24A: In getting a college education?																	
1. Not at all	38.5	46.9	30.9	40.3	36.3	41.3	39.5	37.8	36.0	38.6	39.9	36.9	40.3	39.0	40.4	40.4	
2. Very little	28.4	22.5	34.2	32.2	20.5	27.3	31.4	27.6	27.7	30.0	23.2	29.8	24.7	31.0	31.9	13.3	
3. Some	15.6	11.0	19.9	13.8	16.6	16.1	15.9	13.6	18.4	15.3	15.0	14.7	17.4	19.0	12.4	21.5	
4. A good deal	3.3	3.2	3.1	2.2	6.7	3.7	2.4	4.2	1.9	3.2	3.1	3.2	3.5	1.9	2.3	11.8	
5. A great deal	2.4	1.6	2.8	1.4	7.2	1.7	2.6	3.4	1.1	2.2	2.5	3.1	1.9	0.9	0.8	4.1	
8. Don't know	11.9	14.8	9.2	10.1	12.7	9.9	8.2	13.3	14.9	10.6	16.4	12.3	12.2	8.1	12.2	8.8	
<i>Item 12290 Subject D06</i>	<i>N</i>	<i>2461</i>	<i>1152</i>	<i>1247</i>	<i>1536</i>	<i>275</i>	<i>462</i>	<i>538</i>	<i>946</i>	<i>515</i>	<i>1954</i>	<i>378</i>	<i>1315</i>	<i>524</i>	<i>208</i>	<i>332</i>	<i>49</i>

MONITORING THE FUTURE

QUESTIONNAIRE FORM 5 2007	TOTAL	SEX		RACE		REGION				COLLEGE PLANS?		ILLICIT DRUG USE: LIFETIME					
		M	F	White	Black	NE	NC	S	W	Yes	No	None	Mari- juana Only	Few Pills	More Pills	Any Her- oin	
<i>N (Weighted No. of Cases):</i>	2517	1170	1254	1545	279	482	549	957	529	1966	379	1323	530	211	342	50	
<i>% of Weighted Total:</i>	100.0	46.5	49.8	61.4	11.1	19.2	21.8	38.0	21.0	78.1	15.1	52.6	21.1	8.4	13.6	2.0	
A24B: In gaining positions of leadership over men and women?																	
1. Not at all	8.3	13.4	3.4	9.3	6.4	8.6	8.4	9.9	5.0	7.3	12.6	7.8	6.9	7.6	9.9	15.4	
2. Very little	13.6	15.2	12.0	15.4	10.1	13.5	13.5	12.7	15.2	13.7	14.8	13.1	15.8	11.7	13.8	16.5	
3. Some	32.4	33.1	31.9	32.3	27.3	29.1	33.5	31.3	36.2	31.8	35.1	34.5	29.1	34.0	32.3	19.6	
4. A good deal	24.5	19.9	29.1	25.0	26.3	26.0	26.7	23.0	23.9	26.0	16.5	24.7	26.2	23.7	22.7	16.5	
5. A great deal	12.4	7.2	17.1	9.8	21.4	13.5	11.8	13.2	10.3	13.1	8.8	10.9	12.8	16.6	12.7	20.4	
8. Don't know	8.9	11.1	6.5	8.2	8.4	9.4	6.1	9.9	9.4	8.0	12.2	9.0	9.1	6.3	8.6	11.6	
<i>Item 12300 Subject D06</i>	<i>N</i>	<i>2459</i>	<i>1153</i>	<i>1244</i>	<i>1532</i>	<i>275</i>	<i>460</i>	<i>538</i>	<i>945</i>	<i>515</i>	<i>1953</i>	<i>376</i>	<i>1314</i>	<i>524</i>	<i>208</i>	<i>330</i>	<i>49</i>
A24C: In obtaining executive positions in business?																	
1. Not at all	10.8	15.6	6.4	11.5	8.6	9.9	11.5	11.3	9.6	9.4	17.0	10.0	9.2	14.8	11.3	19.5	
2. Very little	16.4	17.4	15.3	18.5	13.7	15.3	17.2	16.1	17.2	16.9	15.3	16.8	17.0	11.4	18.1	18.6	
3. Some	29.8	29.6	30.5	31.7	24.0	31.0	27.9	29.0	32.4	30.3	28.7	31.1	27.6	31.7	29.1	26.3	
4. A good deal	21.0	16.7	24.9	19.0	26.1	20.1	24.3	19.3	21.2	21.7	16.2	21.2	20.6	20.3	20.6	22.6	
5. A great deal	9.4	6.2	12.4	6.8	18.4	9.3	9.4	10.6	7.4	10.0	6.9	8.7	11.3	10.9	8.5	6.8	
8. Don't know	12.6	14.5	10.6	12.5	9.1	14.3	9.7	13.6	12.2	11.7	15.9	12.2	14.4	10.9	12.4	6.1	
<i>Item 12310 Subject D06</i>	<i>N</i>	<i>2456</i>	<i>1152</i>	<i>1243</i>	<i>1532</i>	<i>275</i>	<i>460</i>	<i>536</i>	<i>945</i>	<i>514</i>	<i>1950</i>	<i>377</i>	<i>1312</i>	<i>523</i>	<i>208</i>	<i>330</i>	<i>49</i>
A24D: In obtaining top jobs in the professions?																	
1. Not at all	13.2	18.0	8.8	13.5	10.9	13.0	11.7	14.3	12.7	11.9	19.2	12.3	13.0	13.7	14.8	16.4	
2. Very little	18.0	18.0	17.9	20.1	12.9	18.6	17.5	17.8	18.1	18.9	14.6	18.2	18.7	15.1	18.6	14.3	
3. Some	28.6	26.7	30.0	28.8	22.2	32.3	29.5	25.8	29.2	28.6	25.6	29.8	25.4	30.6	28.2	30.1	
4. A good deal	19.6	16.2	23.0	19.4	22.1	17.2	22.7	18.3	20.7	20.7	17.8	20.2	20.2	21.2	15.6	22.3	
5. A great deal	9.3	6.5	12.0	6.6	22.3	7.9	8.9	11.2	7.6	9.7	7.6	8.5	10.3	10.6	9.3	13.0	
8. Don't know	11.4	14.6	8.3	11.6	9.6	11.0	9.7	12.5	11.5	10.2	15.2	11.0	12.4	8.8	13.5	3.8	
<i>Item 12320 Subject D06</i>	<i>N</i>	<i>2450</i>	<i>1149</i>	<i>1241</i>	<i>1533</i>	<i>272</i>	<i>460</i>	<i>538</i>	<i>940</i>	<i>512</i>	<i>1946</i>	<i>375</i>	<i>1313</i>	<i>518</i>	<i>207</i>	<i>330</i>	<i>48</i>
A24E: In getting skilled labor jobs?																	
1. Not at all	12.3	16.5	8.4	12.3	9.0	11.1	13.1	13.5	10.2	11.2	16.9	12.5	11.0	11.1	12.2	18.5	
2. Very little	16.9	16.9	16.6	18.8	9.0	18.1	16.3	16.1	17.7	17.4	16.1	17.3	15.4	19.6	17.2	9.6	
3. Some	26.9	25.4	28.5	27.8	25.2	28.8	29.2	24.3	27.9	27.9	22.6	27.6	25.1	28.5	26.3	32.4	
4. A good deal	18.8	17.5	20.1	18.3	22.0	17.3	18.8	19.0	19.7	19.2	19.0	17.9	20.5	19.7	19.0	15.1	
5. A great deal	9.4	6.3	12.4	7.8	20.1	9.5	9.8	9.9	8.1	9.5	8.0	8.9	11.0	8.2	9.3	14.9	
8. Don't know	15.7	17.4	13.9	15.0	14.7	15.3	12.8	17.3	16.3	14.9	17.4	15.7	17.0	12.9	16.0	9.6	
<i>Item 12330 Subject D06</i>	<i>N</i>	<i>2446</i>	<i>1147</i>	<i>1239</i>	<i>1531</i>	<i>271</i>	<i>454</i>	<i>537</i>	<i>942</i>	<i>513</i>	<i>1942</i>	<i>377</i>	<i>1307</i>	<i>520</i>	<i>207</i>	<i>330</i>	<i>49</i>
A24F: In getting elected to political office?																	
1. Not at all	8.3	12.9	3.8	9.0	5.2	8.6	9.7	7.9	7.1	6.8	14.5	7.8	8.3	8.2	9.4	6.8	
2. Very little	11.7	16.4	7.2	12.4	12.3	9.3	13.8	10.6	13.5	12.0	11.0	12.1	11.5	8.5	11.9	18.3	
3. Some	22.4	25.0	20.2	23.6	17.2	22.6	23.2	21.6	23.0	22.5	23.2	22.6	23.8	20.8	20.9	23.1	
4. A good deal	23.4	18.6	28.3	25.6	18.4	24.3	25.7	22.4	21.9	24.5	20.1	23.4	20.3	27.5	27.3	15.5	
5. A great deal	25.8	16.8	34.1	22.5	36.0	26.8	22.6	26.6	26.6	27.1	18.1	25.4	26.1	29.5	23.4	30.0	
8. Don't know	8.5	10.4	6.5	6.9	10.9	8.5	5.0	10.8	7.9	7.2	13.1	8.7	10.0	5.4	7.1	6.2	
<i>Item 12340 Subject D06, H02</i>	<i>N</i>	<i>2456</i>	<i>1153</i>	<i>1243</i>	<i>1534</i>	<i>274</i>	<i>460</i>	<i>539</i>	<i>944</i>	<i>514</i>	<i>1951</i>	<i>377</i>	<i>1315</i>	<i>520</i>	<i>208</i>	<i>330</i>	<i>49</i>
A24G: In getting equal pay for equal work?																	
1. Not at all	19.2	27.0	12.1	20.0	17.6	19.0	17.1	20.1	19.7	18.5	23.0	18.9	17.2	17.2	23.3	18.7	
2. Very little	18.5	18.2	19.1	21.1	12.8	20.8	18.2	16.7	20.3	19.6	14.9	18.5	19.8	15.1	20.1	17.7	
3. Some	23.9	22.9	24.6	24.0	23.0	23.4	27.1	22.1	24.6	24.2	21.8	24.5	22.7	29.5	21.5	24.7	
4. A good deal	14.6	10.0	19.0	14.6	14.1	15.8	16.5	14.1	12.4	15.1	13.2	13.9	14.8	18.5	13.4	20.9	
5. A great deal	12.5	8.2	16.5	10.1	20.6	12.9	12.7	13.2	10.9	12.1	12.8	12.2	13.4	14.1	11.5	10.6	
8. Don't know	11.2	13.7	8.7	10.3	11.9	8.2	8.4	13.8	12.1	10.4	14.2	12.1	12.1	5.6	10.3	7.5	
<i>Item 12350 Subject D06</i>	<i>N</i>	<i>2456</i>	<i>1153</i>	<i>1243</i>	<i>1533</i>	<i>274</i>	<i>460</i>	<i>538</i>	<i>945</i>	<i>514</i>	<i>1951</i>	<i>377</i>	<i>1315</i>	<i>521</i>	<i>208</i>	<i>329</i>	<i>49</i>
A25: The next questions ask for your opinions on the effects of using certain drugs and other substances. First, how much do you think people risk harming themselves (physically or in other ways), if they . . .																	

DESCRIPTIVE RESULTS: 2007

201

QUESTIONNAIRE FORM 5 2007	TOTAL	SEX		RACE		REGION				COLLEGE PLANS?		ILLICIT DRUG USE: LIFETIME					
		M	F	White	Black	NE	NC	S	W	Yes	No	None	Mari- juana Only	Few Pills	More Pills	Any Her- oin	
<i>N (Weighted No. of Cases):</i>	2517	1170	1254	1545	279	482	549	957	529	1966	379	1323	530	211	342	50	
<i>% of Weighted Total:</i>	100.0	46.5	49.8	61.4	11.1	19.2	21.8	38.0	21.0	78.1	15.1	52.6	21.1	8.4	13.6	2.0	
A25A: Smoke one or more packs of cigarettes per day																	
1. No risk	3.2	3.6	2.4	2.4	8.6	3.3	2.6	4.6	1.3	2.2	7.4	2.9	3.1	3.8	1.7	10.8	
2. Slight risk	2.9	3.7	2.0	3.5	2.0	2.1	4.4	3.9	0.3	2.4	5.5	1.5	2.6	4.3	7.0	9.0	
3. Moderate risk	14.9	17.1	12.9	16.1	9.2	12.4	17.9	15.7	12.3	14.0	18.0	12.0	16.4	15.6	21.6	19.6	
4. Great risk	77.3	73.2	81.6	77.3	75.1	79.7	74.0	73.8	84.8	80.1	65.9	81.0	77.2	75.7	69.5	58.2	
5. Can't say, drug unfamiliar	1.7	2.3	1.1	0.8	5.1	2.5	1.1	1.9	1.3	1.4	3.2	2.6	0.7	0.5	0.1	2.4	
<i>Item 12360 Subject A14a</i>	<i>N</i>	<i>2468</i>	<i>1163</i>	<i>1244</i>	<i>1539</i>	<i>275</i>	<i>463</i>	<i>540</i>	<i>945</i>	<i>520</i>	<i>1953</i>	<i>377</i>	<i>1315</i>	<i>528</i>	<i>209</i>	<i>337</i>	<i>49</i>
A25B: Try marijuana (pot, weed) once or twice																	
1. No risk	34.0	39.8	28.5	37.6	26.7	40.9	37.1	30.9	30.4	33.4	34.7	15.3	55.1	42.0	64.9	61.4	
2. Slight risk	29.8	25.1	34.3	30.6	31.6	25.5	33.9	29.6	29.9	29.9	32.2	32.4	29.9	36.7	19.2	13.8	
3. Moderate risk	14.8	13.6	16.4	14.3	11.7	12.5	14.7	15.2	16.2	15.5	13.3	20.4	8.9	10.6	6.4	7.2	
4. Great risk	18.6	17.8	18.9	15.8	24.3	18.8	12.3	20.7	21.0	19.1	13.5	27.6	5.4	10.3	8.6	15.1	
5. Can't say, drug unfamiliar	2.7	3.6	1.8	1.8	5.7	2.2	2.1	3.5	2.5	2.1	6.3	4.3	0.7	0.4	0.9	2.4	
<i>Item 12370 Subject A14a</i>	<i>N</i>	<i>2470</i>	<i>1163</i>	<i>1245</i>	<i>1539</i>	<i>275</i>	<i>464</i>	<i>540</i>	<i>945</i>	<i>520</i>	<i>1954</i>	<i>377</i>	<i>1315</i>	<i>527</i>	<i>209</i>	<i>339</i>	<i>49</i>
A25C: Smoke marijuana occasionally																	
1. No risk	16.1	20.0	12.0	16.3	18.3	17.8	14.0	16.4	16.4	14.4	22.7	6.4	21.0	19.6	39.1	46.1	
2. Slight risk	24.8	25.9	24.2	28.0	17.1	29.2	27.2	21.8	23.9	24.9	24.6	16.1	38.9	34.1	31.5	20.6	
3. Moderate risk	29.4	24.7	33.9	30.5	28.7	27.2	34.0	28.5	28.1	30.8	23.9	33.2	27.1	33.4	19.3	8.6	
4. Great risk	27.1	25.8	28.3	23.6	30.2	23.6	23.5	29.9	29.1	27.9	22.9	40.1	12.4	12.4	10.1	22.3	
5. Can't say, drug unfamiliar	2.5	3.5	1.5	1.6	5.7	2.2	1.3	3.3	2.5	1.9	6.0	4.2	0.6	0.4	0.1	2.4	
<i>Item 12380 Subject A14a</i>	<i>N</i>	<i>2461</i>	<i>1160</i>	<i>1239</i>	<i>1538</i>	<i>272</i>	<i>463</i>	<i>539</i>	<i>939</i>	<i>520</i>	<i>1948</i>	<i>375</i>	<i>1307</i>	<i>528</i>	<i>209</i>	<i>338</i>	<i>49</i>
A25D: Smoke marijuana regularly																	
1. No risk	8.6	10.5	6.1	7.9	15.0	8.8	7.2	10.1	7.2	6.5	15.3	4.4	9.1	9.7	19.6	28.7	
2. Slight risk	12.2	15.0	10.1	12.9	7.8	15.1	10.7	12.4	10.9	11.9	15.6	3.6	19.3	17.7	28.1	35.7	
3. Moderate risk	21.6	22.7	20.9	24.3	14.4	24.7	23.4	18.5	22.5	22.0	19.7	16.3	31.1	30.3	24.4	10.2	
4. Great risk	54.8	48.3	60.8	53.1	57.3	49.0	56.7	55.4	56.9	57.2	43.7	71.4	40.0	41.8	26.9	23.0	
5. Can't say, drug unfamiliar	2.8	3.5	2.1	1.9	5.6	2.4	1.9	3.6	2.5	2.3	5.7	4.4	0.5	0.4	0.9	2.4	
<i>Item 12390 Subject A14a</i>	<i>N</i>	<i>2467</i>	<i>1162</i>	<i>1244</i>	<i>1539</i>	<i>275</i>	<i>464</i>	<i>541</i>	<i>943</i>	<i>520</i>	<i>1952</i>	<i>377</i>	<i>1312</i>	<i>528</i>	<i>209</i>	<i>339</i>	<i>49</i>
A25E: Try LSD once or twice																	
1. No risk	6.2	7.9	4.4	5.7	10.2	6.1	6.7	7.3	4.0	5.1	10.1	4.4	4.7	8.7	11.6	18.6	
2. Slight risk	15.7	16.4	15.3	17.6	8.0	19.0	17.2	13.8	14.6	15.6	14.3	11.7	17.7	19.9	24.6	25.8	
3. Moderate risk	22.3	21.6	23.1	26.1	10.5	25.1	23.8	20.4	21.9	23.5	18.6	21.1	23.3	24.8	23.6	30.2	
4. Great risk	37.0	37.5	37.0	37.3	37.2	35.5	36.3	34.1	44.5	38.4	33.0	41.9	34.6	31.6	28.3	20.8	
5. Can't say, drug unfamiliar	18.7	16.6	20.3	13.3	34.1	14.4	15.9	24.5	15.1	17.4	24.0	21.0	19.8	15.1	11.9	4.7	
<i>Item 12400 Subject A14a</i>	<i>N</i>	<i>2460</i>	<i>1161</i>	<i>1240</i>	<i>1538</i>	<i>274</i>	<i>459</i>	<i>541</i>	<i>942</i>	<i>518</i>	<i>1948</i>	<i>377</i>	<i>1308</i>	<i>526</i>	<i>209</i>	<i>337</i>	<i>49</i>
A25F: Take LSD regularly																	
1. No risk	3.7	4.4	2.6	2.6	9.8	4.5	2.8	4.9	1.7	2.5	6.4	2.9	2.6	6.2	3.8	10.6	
2. Slight risk	2.0	2.7	1.5	2.0	2.9	1.5	3.1	2.1	1.2	1.6	3.9	1.5	1.1	2.8	4.4	5.3	
3. Moderate risk	8.0	9.7	6.4	8.2	3.5	10.9	7.9	6.8	7.9	7.8	7.5	4.4	8.9	8.5	17.8	21.6	
4. Great risk	67.3	66.5	68.8	73.9	48.9	68.9	69.5	61.4	74.3	70.4	58.3	69.8	67.3	67.4	62.2	57.8	
5. Can't say, drug unfamiliar	19.0	16.7	20.7	13.4	34.9	14.2	16.7	24.8	14.9	17.7	24.0	21.4	20.1	15.1	11.9	4.7	
<i>Item 12410 Subject A14a</i>	<i>N</i>	<i>2462</i>	<i>1161</i>	<i>1241</i>	<i>1539</i>	<i>275</i>	<i>460</i>	<i>538</i>	<i>942</i>	<i>520</i>	<i>1951</i>	<i>377</i>	<i>1309</i>	<i>527</i>	<i>209</i>	<i>337</i>	<i>49</i>
A25G: Try heroin once or twice																	
1. No risk	4.7	5.4	3.8	3.7	10.9	4.8	4.1	6.3	2.6	3.7	7.4	4.5	3.5	5.4	4.5	15.8	
2. Slight risk	9.2	7.4	10.8	8.9	7.3	8.6	11.1	9.0	8.3	8.7	10.5	9.4	7.2	8.6	10.3	24.5	
3. Moderate risk	21.5	21.0	22.0	23.4	12.1	23.0	24.0	20.1	20.1	22.4	18.7	20.3	23.5	22.2	21.9	28.0	
4. Great risk	58.4	59.6	57.7	59.3	58.9	57.4	56.7	56.2	65.0	60.2	51.9	58.9	59.7	57.4	60.5	29.0	
5. Can't say, drug unfamiliar	6.1	6.7	5.6	4.6	10.8	6.2	4.2	8.3	4.0	4.9	11.5	7.0	6.0	6.4	2.8	2.8	
<i>Item 12420 Subject A14a</i>	<i>N</i>	<i>2461</i>	<i>1162</i>	<i>1241</i>	<i>1535</i>	<i>277</i>	<i>462</i>	<i>539</i>	<i>940</i>	<i>520</i>	<i>1953</i>	<i>375</i>	<i>1309</i>	<i>526</i>	<i>209</i>	<i>339</i>	<i>49</i>
A25H: Take heroin occasionally																	
1. No risk	3.5	4.2	2.5	2.2	10.2	3.8	2.3	5.3	1.2	2.4	6.3	3.1	2.7	5.4	2.5	10.6	
2. Slight risk	1.6	1.4	1.9	1.6	1.4	0.5	1.4	2.2	1.8	1.4	2.6	1.5	0.3	1.6	2.9	8.5	
3. Moderate risk	12.6	10.8	14.1	12.8	8.6	13.3	14.8	12.7	9.4	11.9	14.6	12.8	11.6	8.7	13.7	27.0	
4. Great risk	76.2	77.1	75.8	78.8	69.1	76.3	76.9	71.6	83.8	79.4	65.3	75.5	79.7	78.8	78.1	51.0	
5. Can't say, drug unfamiliar	6.0	6.5	5.6	4.6	10.8	6.1	4.5	8.1	3.8	4.9	11.3	7.1	5.8	5.6	2.7	2.8	
<i>Item 12430 Subject A14a</i>	<i>N</i>	<i>2464</i>	<i>1161</i>	<i>1245</i>	<i>1538</i>	<i>277</i>	<i>460</i>	<i>540</i>	<i>943</i>	<i>520</i>	<i>1952</i>	<i>377</i>	<i>1313</i>	<i>528</i>	<i>209</i>	<i>338</i>	<i>49</i>

QUESTIONNAIRE FORM 5 2007	TOTAL	SEX		RACE		REGION				COLLEGE PLANS?		ILLICIT DRUG USE: LIFETIME					
		M	F	White	Black	NE	NC	S	W	Yes	No	None	Mari- juana Only	Few Pills	More Pills	Any Her- oin	
<i>N (Weighted No. of Cases):</i>	2517	1170	1254	1545	279	482	549	957	529	1966	379	1323	530	211	342	50	
<i>% of Weighted Total:</i>	100.0	46.5	49.8	61.4	11.1	19.2	21.8	38.0	21.0	78.1	15.1	52.6	21.1	8.4	13.6	2.0	
A25I: Take heroin regularly																	
1. No risk	3.4	4.0	2.4	2.0	10.6	3.4	2.2	5.2	1.2	2.2	6.3	3.1	2.7	5.4	2.5	7.7	
2. Slight risk	0.6	0.6	0.5	0.3	0.6	0.3	0.9	0.7	0.4	0.3	1.7	0.3	0.3	0.5	1.2	5.1	
3. Moderate risk	2.2	2.1	2.2	2.0	1.8	1.5	2.5	3.1	0.9	2.2	2.5	1.7	1.6	2.7	2.2	15.6	
4. Great risk	87.8	86.6	89.2	91.1	75.8	88.0	89.8	83.1	93.9	90.4	78.6	87.8	89.9	86.2	91.3	68.7	
5. Can't say, drug unfamiliar	6.1	6.5	5.7	4.5	11.2	6.7	4.6	7.9	3.7	4.9	10.8	7.2	5.5	5.2	2.9	2.8	
<i>Item 12440 Subject A14a</i>	<i>N</i>	<i>2454</i>	<i>1161</i>	<i>1235</i>	<i>1536</i>	<i>274</i>	<i>461</i>	<i>538</i>	<i>938</i>	<i>516</i>	<i>1946</i>	<i>374</i>	<i>1307</i>	<i>524</i>	<i>209</i>	<i>337</i>	<i>49</i>
A25J: Try sedatives/barbiturates (downers) once or twice																	
1. No risk	9.1	11.8	6.5	8.8	10.7	10.5	10.4	9.4	6.1	8.2	11.9	5.5	5.7	11.0	23.5	30.5	
2. Slight risk	19.8	18.9	20.8	22.7	9.6	22.2	22.2	19.5	15.6	19.5	22.2	16.0	18.5	29.4	30.4	28.1	
3. Moderate risk	25.0	25.1	25.1	28.0	14.2	25.6	25.6	21.1	31.0	26.2	21.0	26.5	27.4	23.5	18.1	19.8	
4. Great risk	27.9	27.7	28.3	27.0	30.0	26.3	23.9	27.7	33.8	28.4	25.0	32.1	26.8	24.7	15.8	17.3	
5. Can't say, drug unfamiliar	18.1	16.5	19.3	13.6	35.6	15.3	18.0	22.2	13.4	17.7	19.8	19.8	21.6	11.4	12.2	4.3	
<i>Item 12455 Subject A14a</i>	<i>N</i>	<i>2457</i>	<i>1157</i>	<i>1243</i>	<i>1533</i>	<i>276</i>	<i>461</i>	<i>537</i>	<i>942</i>	<i>517</i>	<i>1951</i>	<i>374</i>	<i>1306</i>	<i>528</i>	<i>207</i>	<i>338</i>	<i>49</i>
A25K: Take sedatives/barbiturates regularly																	
1. No risk	3.8	4.6	2.8	2.5	10.2	4.5	2.8	5.4	1.5	2.8	6.9	3.4	2.7	4.9	3.8	12.5	
2. Slight risk	5.5	7.1	4.1	6.4	2.1	5.4	7.9	5.0	4.0	5.4	5.8	2.9	2.7	7.0	17.7	16.3	
3. Moderate risk	17.5	18.8	16.5	19.1	8.6	20.2	17.9	16.2	16.8	17.1	20.5	11.6	18.9	30.6	29.1	30.4	
4. Great risk	55.1	52.8	57.6	58.6	44.1	54.7	53.8	51.1	64.3	57.2	46.3	62.8	52.9	46.9	37.1	36.5	
5. Can't say, drug unfamiliar	18.0	16.7	19.0	13.4	34.9	15.2	17.6	22.2	13.4	17.5	20.4	19.3	22.9	10.6	12.3	4.3	
<i>Item 12465 Subject A14a</i>	<i>N</i>	<i>2457</i>	<i>1156</i>	<i>1244</i>	<i>1532</i>	<i>275</i>	<i>461</i>	<i>536</i>	<i>942</i>	<i>517</i>	<i>1950</i>	<i>374</i>	<i>1309</i>	<i>528</i>	<i>208</i>	<i>335</i>	<i>49</i>
A25L: Try amphetamines (uppers, pep pills, bennies, speed) once or twice																	
1. No risk	7.7	9.4	6.0	7.6	11.5	8.6	8.2	8.8	4.5	6.7	9.9	5.2	5.7	10.0	15.4	27.1	
2. Slight risk	16.5	16.3	16.6	18.2	9.4	19.3	17.2	17.1	12.1	15.4	19.8	12.2	15.4	22.0	29.6	33.2	
3. Moderate risk	23.9	21.6	26.0	25.8	13.5	23.9	26.4	22.1	24.6	25.9	16.7	24.5	24.0	25.6	22.2	16.1	
4. Great risk	41.3	42.8	40.4	40.8	45.8	36.3	38.7	38.9	53.1	41.9	40.6	44.8	44.6	36.7	28.2	21.2	
5. Can't say, drug unfamiliar	10.5	9.8	11.0	7.7	19.7	12.0	9.5	13.1	5.7	10.1	13.0	13.2	10.3	5.7	4.6	2.4	
<i>Item 12470 Subject A14a</i>	<i>N</i>	<i>2457</i>	<i>1162</i>	<i>1239</i>	<i>1539</i>	<i>275</i>	<i>459</i>	<i>539</i>	<i>942</i>	<i>517</i>	<i>1952</i>	<i>377</i>	<i>1310</i>	<i>524</i>	<i>209</i>	<i>337</i>	<i>49</i>
A25M: Take amphetamines regularly																	
1. No risk	3.9	4.8	2.8	2.5	11.3	4.7	3.3	5.0	1.7	2.7	6.6	3.2	3.2	4.9	4.5	12.9	
2. Slight risk	4.0	4.4	3.4	4.1	3.3	3.4	4.2	5.0	2.4	3.7	4.6	2.0	2.0	5.9	11.8	18.0	
3. Moderate risk	12.1	12.9	11.6	13.5	8.0	12.7	14.8	12.0	8.8	12.1	11.3	9.4	9.4	16.7	20.8	36.2	
4. Great risk	68.1	66.7	69.8	71.0	57.5	65.6	68.3	62.9	79.4	70.0	61.9	71.3	72.2	65.1	57.1	30.5	
5. Can't say, drug unfamiliar	12.0	11.3	12.5	8.9	19.8	13.5	9.4	15.0	7.8	11.5	15.5	14.2	13.2	7.4	5.9	2.4	
<i>Item 12480 Subject A14a</i>	<i>N</i>	<i>2460</i>	<i>1160</i>	<i>1245</i>	<i>1537</i>	<i>275</i>	<i>461</i>	<i>538</i>	<i>943</i>	<i>518</i>	<i>1953</i>	<i>377</i>	<i>1310</i>	<i>528</i>	<i>209</i>	<i>337</i>	<i>49</i>
A25N: Try cocaine once or twice																	
1. No risk	7.1	8.5	5.5	6.8	10.9	7.7	6.9	8.0	4.9	5.9	10.4	4.7	4.2	11.0	14.4	28.9	
2. Slight risk	14.0	13.0	14.7	14.6	8.2	16.5	13.4	14.9	10.7	13.4	15.6	9.9	13.2	18.3	27.4	25.5	
3. Moderate risk	23.2	22.8	23.9	24.9	13.7	25.0	27.2	21.3	20.9	24.5	18.6	23.0	23.4	23.1	24.8	17.5	
4. Great risk	51.3	50.5	52.2	50.1	58.8	45.9	49.5	49.8	60.8	52.6	46.2	56.7	54.9	45.9	32.6	25.3	
5. Can't say, drug unfamiliar	4.4	5.1	3.6	3.6	8.4	4.9	2.9	5.9	2.7	3.6	9.2	5.7	4.3	1.7	0.8	2.8	
<i>Item 12490 Subject A14a</i>	<i>N</i>	<i>2452</i>	<i>1156</i>	<i>1241</i>	<i>1535</i>	<i>274</i>	<i>458</i>	<i>537</i>	<i>940</i>	<i>517</i>	<i>1949</i>	<i>376</i>	<i>1307</i>	<i>527</i>	<i>207</i>	<i>335</i>	<i>49</i>
A25O: Take cocaine regularly																	
1. No risk	3.6	4.5	2.6	2.4	10.4	3.9	2.3	5.4	1.6	2.3	7.7	3.1	2.7	6.0	3.0	15.7	
2. Slight risk	1.8	2.3	1.4	2.2	0.9	1.5	1.7	1.8	2.0	1.3	3.4	0.8	0.4	2.3	6.5	7.5	
3. Moderate risk	6.9	7.3	6.6	6.8	5.2	7.2	6.9	7.5	5.8	6.7	7.9	3.9	5.2	11.5	16.5	19.4	
4. Great risk	83.3	81.0	85.8	85.3	75.1	82.4	86.0	79.7	87.7	86.3	72.2	86.7	87.9	78.5	72.4	54.6	
5. Can't say, drug unfamiliar	4.4	5.0	3.6	3.3	8.4	5.0	3.1	5.6	2.9	3.4	8.9	5.6	3.9	1.7	1.6	2.8	
<i>Item 12500 Subject A14a</i>	<i>N</i>	<i>2454</i>	<i>1158</i>	<i>1242</i>	<i>1533</i>	<i>276</i>	<i>459</i>	<i>538</i>	<i>938</i>	<i>519</i>	<i>1946</i>	<i>375</i>	<i>1309</i>	<i>523</i>	<i>208</i>	<i>337</i>	<i>49</i>
A25P: Try one or two drinks of an alcoholic beverage (beer, wine, liquor)																	
1. No risk	45.3	51.7	39.9	50.2	31.8	47.2	53.8	42.6	39.8	44.5	51.0	32.1	58.8	53.0	71.0	55.2	
2. Slight risk	32.5	26.4	38.3	32.1	34.3	31.9	31.8	32.6	33.6	34.2	26.1	37.6	30.4	30.1	19.0	24.0	
3. Moderate risk	9.8	8.8	10.8	8.7	12.2	8.7	6.2	11.3	11.8	10.1	8.6	12.9	6.0	10.5	4.4	1.8	
4. Great risk	10.5	10.6	9.8	7.8	16.4	10.1	6.8	11.2	13.1	9.7	10.3	14.3	4.0	6.2	5.5	15.9	
5. Can't say, drug unfamiliar	2.0	2.4	1.3	1.1	5.3	2.1	1.5	2.3	1.7	1.5	4.0	3.0	0.8	0.2	0.1	3.2	
<i>Item 12510 Subject A14a</i>	<i>N</i>	<i>2462</i>	<i>1163</i>	<i>1242</i>	<i>1539</i>	<i>275</i>	<i>462</i>	<i>539</i>	<i>942</i>	<i>519</i>	<i>1953</i>	<i>377</i>	<i>1311</i>	<i>527</i>	<i>209</i>	<i>338</i>	<i>49</i>

DESCRIPTIVE RESULTS: 2007

203

QUESTIONNAIRE FORM 5 2007	TOTAL	SEX		RACE		REGION				COLLEGE PLANS?		ILLICIT DRUG USE: LIFETIME				
		M	F	White	Black	NE	NC	S	W	Yes	No	None	Mari- juana Only	Few Pills	More Pills	Any Her- oin
<i>N (Weighted No. of Cases):</i>	2517	1170	1254	1545	279	482	549	957	529	1966	379	1323	530	211	342	50
<i>% of Weighted Total:</i>	100.0	46.5	49.8	61.4	11.1	19.2	21.8	38.0	21.0	78.1	15.1	52.6	21.1	8.4	13.6	2.0
A25Q: Take one or two drinks nearly every day																
1. No risk	13.4	19.1	7.9	14.3	15.1	13.6	16.3	13.9	9.3	11.8	19.4	8.5	14.9	18.8	24.1	27.6
2. Slight risk	26.4	29.6	23.8	29.5	16.4	28.2	29.8	25.9	22.5	26.4	29.5	21.1	32.3	28.6	35.3	29.1
3. Moderate risk	33.2	28.8	37.6	34.0	27.4	32.5	33.6	33.3	33.2	34.0	30.0	34.0	36.6	32.7	27.7	22.4
4. Great risk	25.1	20.1	29.5	20.9	36.4	23.2	19.3	24.7	33.5	26.2	17.8	33.4	15.7	19.6	12.9	18.5
5. Can't say, drug unfamiliar	1.9	2.4	1.3	1.2	4.7	2.5	0.9	2.3	1.6	1.6	3.4	3.0	0.6	0.2	-	2.4
<i>Item 12520 Subject A14a</i>	<i>N</i> 2458	1159	1243	1533	276	459	538	943	517	1951	376	1309	526	208	338	49
A25R: Take four or five drinks nearly every day																
1. No risk	5.5	7.6	3.1	4.5	12.1	5.4	6.3	6.9	2.1	3.8	11.9	4.3	4.4	8.0	7.5	14.2
2. Slight risk	7.7	11.1	4.3	8.9	2.5	6.6	8.7	8.9	5.2	6.8	11.2	4.1	7.9	10.1	18.7	6.4
3. Moderate risk	23.1	25.5	21.3	26.3	15.3	23.4	26.8	21.4	22.4	23.8	22.4	19.1	27.8	29.3	28.2	26.5
4. Great risk	61.8	53.3	69.9	59.1	64.5	62.6	57.0	60.3	68.7	64.1	50.5	69.7	58.9	52.4	45.6	50.5
5. Can't say, drug unfamiliar	1.9	2.4	1.3	1.1	5.7	2.0	1.2	2.4	1.5	1.5	4.0	2.9	1.0	0.2	-	2.4
<i>Item 12530 Subject A14a</i>	<i>N</i> 2456	1162	1239	1537	274	459	539	941	518	1948	377	1309	523	209	338	49
A25S: Have five or more drinks once or twice each weekend																
1. No risk	9.8	12.8	6.8	9.6	14.4	9.7	11.6	10.7	6.6	8.5	15.8	5.8	9.1	14.8	20.6	24.2
2. Slight risk	14.4	16.9	12.0	16.5	6.3	19.2	14.6	14.3	10.0	14.2	14.2	6.8	22.3	15.7	28.9	20.3
3. Moderate risk	28.1	28.2	28.4	31.2	16.9	27.5	33.0	24.3	30.7	28.1	28.7	24.8	36.3	31.7	28.7	19.8
4. Great risk	45.8	39.9	51.3	41.3	57.1	41.3	39.6	48.5	51.2	47.7	37.5	59.8	31.6	37.5	21.7	31.9
5. Can't say, drug unfamiliar	1.9	2.2	1.5	1.2	5.3	2.2	1.2	2.3	1.5	1.6	3.8	2.8	0.8	0.2	-	3.7
<i>Item 12540 Subject A14a</i>	<i>N</i> 2460	1163	1244	1539	276	460	540	942	518	1953	377	1311	525	208	338	49
A25T: Take cocaine occasionally																
1. No risk	4.2	5.2	2.9	2.9	10.6	4.3	2.8	6.0	2.2	2.7	8.2	3.3	3.1	5.4	5.4	18.0
2. Slight risk	5.1	5.3	4.7	6.2	1.2	5.3	6.8	4.9	3.3	4.6	7.9	2.6	2.7	8.5	14.9	9.1
3. Moderate risk	17.4	18.2	16.5	19.7	9.8	18.8	20.3	16.3	14.9	18.0	14.4	15.9	13.9	20.0	27.0	19.1
4. Great risk	68.8	65.7	72.3	67.7	69.9	66.2	66.5	66.8	76.9	71.0	60.6	72.3	76.2	63.5	51.0	50.1
5. Can't say, drug unfamiliar	4.6	5.7	3.5	3.5	8.4	5.3	3.6	5.9	2.7	3.7	8.9	5.9	4.1	2.5	1.7	3.7
<i>Item 12495 Subject A14a</i>	<i>N</i> 2450	1159	1237	1532	275	460	535	938	516	1945	374	1306	526	207	336	48
A25U: Use smokeless tobacco regularly (chewing tobacco, plug, dipping tobacco, snuff)																
1. No risk	6.3	7.6	4.7	5.2	11.8	5.2	5.9	8.4	3.8	4.7	11.3	4.2	5.7	9.3	10.4	14.5
2. Slight risk	16.2	18.8	13.6	18.0	10.4	14.1	18.4	18.2	11.9	15.3	20.5	12.0	20.8	19.6	21.4	25.2
3. Moderate risk	29.5	28.2	31.2	33.8	18.3	34.9	33.6	25.7	27.3	30.6	26.6	27.2	31.1	34.3	35.6	26.1
4. Great risk	44.0	41.2	46.7	41.2	50.4	40.4	38.9	43.1	54.0	46.0	34.7	51.7	38.7	34.1	30.1	31.0
5. Can't say, drug unfamiliar	4.1	4.2	3.9	1.8	9.0	5.4	3.2	4.6	2.9	3.4	6.9	4.9	3.7	2.6	2.5	3.2
<i>Item 12365 Subject A14a</i>	<i>N</i> 2463	1163	1246	1539	276	462	539	944	518	1955	377	1312	528	208	338	49
This section asks for your views and feelings about a number of different things.																
D01: Do you agree or disagree with each of the following?																
D01A: I take a positive attitude toward myself																
1. Disagree	2.1	2.2	1.9	1.7	2.2	2.4	1.5	2.2	2.1	1.3	5.6	1.5	2.1	2.8	2.4	10.8
2. Mostly disagree	6.8	5.1	8.4	8.0	4.5	9.0	5.3	5.6	8.6	7.1	5.8	5.7	5.2	7.2	11.4	14.6
3. Neither	8.4	9.7	7.4	8.6	3.7	6.2	8.3	9.8	7.8	7.9	10.7	8.4	7.8	8.6	7.0	13.8
4. Mostly agree	43.6	42.5	45.3	47.3	28.2	46.7	49.2	38.9	43.6	44.1	40.1	42.6	42.7	48.8	49.0	31.1
5. Agree	39.2	40.5	37.0	34.3	61.5	35.6	35.6	43.6	37.9	39.6	37.7	41.7	42.2	32.7	30.2	29.8
<i>Item 12550 Subject Q01</i>	<i>N</i> 2344	1098	1208	1488	257	421	521	905	497	1941	363	1262	490	201	315	47
D01B: Good luck is more important than hard work for success																
1. Disagree	35.5	31.0	39.6	35.5	42.1	32.8	33.6	35.7	39.4	35.9	33.2	38.9	32.9	27.0	32.5	37.5
2. Mostly disagree	35.4	36.6	34.5	38.3	27.4	36.8	39.9	32.6	34.6	37.1	27.6	35.2	35.7	38.5	35.7	33.5
3. Neither	19.5	21.1	18.4	18.6	13.7	18.7	18.4	20.6	19.5	18.8	22.9	17.3	21.0	26.5	20.7	17.2
4. Mostly agree	5.9	7.0	4.6	5.7	3.9	6.0	6.2	6.5	4.2	5.2	9.7	4.8	6.8	4.5	8.8	5.0
5. Agree	3.7	4.3	2.9	2.0	12.8	5.7	1.9	4.6	2.3	3.1	6.7	3.8	3.6	3.5	2.2	6.8
<i>Item 12560 Subject Q02</i>	<i>N</i> 2340	1096	1206	1489	256	417	523	902	497	1938	363	1262	489	201	315	45

MONITORING THE FUTURE

QUESTIONNAIRE FORM 5 2007	TOTAL	SEX		RACE		REGION				COLLEGE PLANS?		ILLICIT DRUG USE: LIFETIME				
		M	F	White	Black	NE	NC	S	W	Yes	No	None	Mari- juana Only	Few Pills	More Pills	Any Her- oin
<i>N (Weighted No. of Cases):</i>	2517	1170	1254	1545	279	482	549	957	529	1966	379	1323	530	211	342	50
<i>% of Weighted Total:</i>	100.0	46.5	49.8	61.4	11.1	19.2	21.8	38.0	21.0	78.1	15.1	52.6	21.1	8.4	13.6	2.0
D01C: I feel I am a person of worth, on an equal plane with others																
1. Disagree	1.7	1.8	1.6	1.1	4.1	2.0	1.3	1.9	1.4	1.2	3.5	1.4	1.6	1.4	2.0	6.1
2. Mostly disagree	4.6	4.4	4.8	4.6	4.0	4.8	2.9	4.5	6.1	4.0	7.7	4.5	3.0	5.6	5.4	11.7
3. Neither	12.0	14.0	10.3	12.2	10.7	10.1	12.2	13.3	10.9	11.7	13.6	10.8	11.1	15.0	14.7	13.2
4. Mostly agree	38.1	36.5	40.1	40.8	23.4	41.7	41.6	35.6	36.1	38.3	37.0	35.0	43.1	43.6	41.5	33.0
5. Agree	43.7	43.3	43.2	41.2	57.7	41.4	42.0	44.7	45.5	44.8	38.2	48.3	41.2	34.4	36.4	36.0
<i>Item 12570 Subject Q01</i>	<i>N</i> 2339	1094	1208	1489	256	417	521	903	497	1937	363	1261	488	201	315	47
D01D: I am able to do things as well as most other people																
1. Disagree	1.1	1.2	0.9	0.8	2.6	1.8	0.8	1.3	0.4	0.6	3.1	0.9	0.8	0.4	1.0	5.7
2. Mostly disagree	2.5	2.0	2.8	2.8	1.7	2.1	2.0	2.0	4.1	2.3	3.3	2.7	1.5	1.2	3.3	1.9
3. Neither	7.4	9.8	5.2	7.4	4.6	5.4	7.3	7.7	8.6	6.4	12.4	6.6	7.3	9.4	7.8	16.0
4. Mostly agree	40.2	37.2	43.4	43.5	27.1	43.5	44.1	38.3	36.5	40.1	40.0	38.2	41.1	46.6	44.5	39.0
5. Agree	48.9	49.7	47.7	45.5	63.9	47.3	45.8	50.6	50.4	50.5	41.2	51.6	49.3	42.4	43.4	37.4
<i>Item 12580 Subject Q01</i>	<i>N</i> 2337	1093	1208	1487	255	415	521	905	496	1937	362	1262	487	201	313	47
D01E: Every time I try to get ahead, something or somebody stops me																
1. Disagree	17.7	17.0	18.7	16.8	21.2	20.5	14.2	18.0	18.5	18.2	15.5	18.7	17.8	14.0	15.9	22.8
2. Mostly disagree	32.4	34.4	30.3	36.1	26.2	31.9	35.5	30.0	33.9	34.2	24.2	33.7	32.2	27.8	32.1	27.3
3. Neither	27.9	28.2	27.8	28.4	20.4	21.7	29.3	28.7	30.2	27.1	31.2	27.0	26.5	35.0	30.1	25.7
4. Mostly agree	15.3	13.1	17.3	14.3	15.3	16.8	16.5	15.0	13.3	14.5	19.0	14.2	15.7	20.0	14.9	12.2
5. Agree	6.7	7.4	5.9	4.4	16.9	9.1	4.5	8.3	4.0	6.0	10.2	6.4	7.8	3.2	7.0	11.9
<i>Item 12590 Subject Q02</i>	<i>N</i> 2337	1093	1208	1488	255	415	520	905	497	1937	363	1260	489	200	314	47
D01F: Planning only makes a person unhappy since plans hardly ever work out anyway																
1. Disagree	28.7	24.0	32.8	27.7	32.4	27.4	25.2	29.0	32.6	30.3	20.8	31.8	24.5	26.2	27.3	20.9
2. Mostly disagree	31.7	32.8	30.9	35.3	22.7	31.8	32.9	30.3	33.1	33.1	24.9	32.5	32.0	30.5	31.2	23.1
3. Neither	20.6	24.1	17.7	20.3	16.7	19.8	22.9	20.5	19.1	19.4	25.8	17.2	25.6	22.2	24.8	25.7
4. Mostly agree	12.9	12.2	13.5	12.5	13.8	13.6	13.9	13.6	10.0	12.3	17.1	11.9	11.8	17.1	13.2	20.5
5. Agree	6.1	6.9	5.1	4.1	14.5	7.5	5.1	6.6	5.2	5.0	11.4	6.6	6.1	4.0	3.5	9.8
<i>Item 12600 Subject Q02</i>	<i>N</i> 2334	1092	1206	1487	254	416	519	904	496	1935	361	1258	489	200	314	46
D01G: People who accept their condition in life are happier than those who try to change things																
1. Disagree	18.3	18.3	18.4	17.3	21.3	19.4	16.6	17.5	20.5	18.6	15.6	19.4	15.1	13.8	21.0	23.4
2. Mostly disagree	20.4	21.5	19.3	21.8	19.2	20.1	24.8	18.3	19.7	20.9	18.1	20.4	18.9	25.1	19.2	14.3
3. Neither	25.8	25.9	26.0	25.9	21.4	23.2	27.8	26.5	24.7	25.6	27.6	24.7	30.4	22.3	25.6	31.5
4. Mostly agree	20.4	19.7	20.9	21.6	14.1	23.0	21.7	19.3	18.8	20.4	20.4	19.4	20.7	26.8	20.8	14.1
5. Agree	15.2	14.6	15.4	13.4	23.8	14.3	9.2	18.4	16.2	14.6	18.3	16.1	14.9	12.1	13.4	16.7
<i>Item 12610 Subject Q02</i>	<i>N</i> 2327	1089	1203	1484	254	416	517	899	495	1929	360	1257	488	200	312	44
D01H: On the whole, I'm satisfied with myself																
1. Disagree	3.2	2.6	3.7	2.6	6.1	3.0	2.3	3.9	3.0	2.8	4.3	2.5	2.8	5.4	4.4	8.8
2. Mostly disagree	7.3	7.7	6.7	7.9	7.2	9.1	6.3	7.5	6.4	6.9	8.7	6.2	6.5	7.7	11.0	12.2
3. Neither	11.1	12.1	10.5	10.6	10.8	10.0	10.4	11.3	12.5	10.7	13.2	9.7	10.8	13.6	13.6	22.8
4. Mostly agree	37.1	37.3	37.1	38.7	26.8	40.5	42.3	32.4	37.2	37.9	32.2	36.7	35.8	39.5	40.4	27.7
5. Agree	41.4	40.3	41.9	40.2	49.2	37.5	38.7	44.9	41.0	41.6	41.6	45.0	44.1	33.8	30.6	28.6
<i>Item 12620 Subject P01, Q01</i>	<i>N</i> 2330	1087	1206	1485	255	416	518	903	492	1932	360	1257	488	200	313	46
D01I: People like me don't have much of a chance to be successful in life																
1. Disagree	59.7	55.1	64.2	61.0	62.6	58.9	59.7	59.6	60.5	62.4	45.2	64.4	57.4	53.4	54.1	36.2
2. Mostly disagree	22.3	23.9	20.4	23.2	18.1	21.5	24.9	20.1	24.2	22.0	24.2	19.6	24.0	26.4	27.6	22.6
3. Neither	11.4	13.2	10.0	10.5	7.9	11.5	9.0	12.9	11.0	10.2	17.4	10.5	10.5	15.0	11.6	27.8
4. Mostly agree	3.7	4.5	3.0	3.5	2.9	5.0	4.4	2.9	3.4	3.2	6.0	2.7	4.0	5.2	5.1	6.5
5. Agree	2.9	3.3	2.4	1.8	8.5	3.1	1.9	4.5	0.9	2.2	7.2	2.8	4.1	-	1.6	6.9
<i>Item 12630 Subject Q02</i>	<i>N</i> 2323	1086	1201	1483	254	412	518	897	495	1926	360	1254	485	200	313	45

QUESTIONNAIRE FORM 5 2007	TOTAL	SEX		RACE		REGION				COLLEGE PLANS?		ILLICIT DRUG USE: LIFETIME				
		M	F	White	Black	NE	NC	S	W	Yes	No	None	Mari- juana Only	Few Pills	More Pills	Any Her- oin
<i>N (Weighted No. of Cases):</i>	2517	1170	1254	1545	279	482	549	957	529	1966	379	1323	530	211	342	50
<i>% of Weighted Total:</i>	100.0	46.5	49.8	61.4	11.1	19.2	21.8	38.0	21.0	78.1	15.1	52.6	21.1	8.4	13.6	2.0
D01J: When I make plans, I am almost certain that I can make them work																
1. Disagree	2.3	2.8	1.7	2.0	5.4	1.7	2.7	2.7	1.4	1.4	6.7	2.4	1.8	0.5	2.2	11.3
2. Mostly disagree	6.1	5.7	6.5	6.4	5.2	3.3	6.5	6.7	6.9	5.8	7.3	6.3	5.4	6.5	6.4	4.8
3. Neither	16.9	18.2	16.0	17.0	16.5	18.5	16.1	17.1	16.0	16.2	20.8	14.6	18.1	22.7	19.1	28.9
4. Mostly agree	46.9	46.8	46.9	50.8	30.9	47.6	50.4	44.2	47.3	48.2	40.8	48.0	47.9	44.6	44.7	31.9
5. Agree	27.9	26.5	28.9	23.8	42.0	28.8	24.2	29.3	28.4	28.4	24.5	28.7	26.8	25.8	27.7	23.0
<i>Item 12640 Subject Q02</i>	<i>N</i> 2327	1088	1202	1484	255	412	518	901	496	1929	360	1257	485	199	312	46
D01K: A lot of times I feel lonely																
1. Disagree	29.5	31.6	27.5	28.4	39.4	32.0	26.7	29.2	30.9	28.8	30.6	30.8	31.0	24.8	25.6	26.8
2. Mostly disagree	29.6	27.8	31.4	32.4	19.6	27.0	33.8	28.7	29.1	30.8	23.7	29.4	30.2	28.4	31.5	21.4
3. Neither	18.6	21.1	16.6	18.6	16.3	16.9	18.2	20.0	18.1	18.2	20.9	17.3	20.6	21.9	18.8	13.9
4. Mostly agree	15.3	13.2	17.1	14.6	16.2	13.5	17.1	15.0	15.6	15.2	17.2	14.9	12.9	17.8	18.5	27.4
5. Agree	6.9	6.3	7.5	6.0	8.6	10.6	4.2	7.1	6.3	6.9	7.6	7.6	5.3	7.1	5.6	10.5
<i>Item 12650 Subject Q03</i>	<i>N</i> 2308	1073	1197	1475	253	410	517	889	492	1898	360	1249	478	199	308	45
D01L: I feel I do not have much to be proud of																
1. Disagree	45.5	43.7	47.0	45.0	54.5	43.1	45.0	46.0	46.9	46.8	38.4	49.9	44.5	37.4	38.9	23.6
2. Mostly disagree	29.4	29.7	29.1	31.3	25.6	34.8	32.6	25.7	28.0	30.3	24.6	28.2	29.2	33.9	31.7	21.7
3. Neither	12.6	13.8	11.5	11.5	9.0	8.7	12.4	14.6	12.3	11.3	20.1	10.8	12.9	15.9	14.1	32.4
4. Mostly agree	9.6	10.1	9.3	9.8	6.4	10.8	7.6	10.2	9.7	9.0	13.1	8.5	11.6	9.7	10.0	16.1
5. Agree	3.0	2.7	3.2	2.5	4.5	2.6	2.3	3.5	3.0	2.6	3.8	2.6	1.8	3.1	5.3	6.2
<i>Item 12660 Subject Q01</i>	<i>N</i> 2298	1066	1197	1469	252	408	516	887	487	1892	357	1245	477	199	306	45
D01M: There is always someone I can turn to if I need help																
1. Disagree	3.0	4.1	1.8	2.3	4.5	1.8	2.3	3.7	3.4	2.3	6.0	3.1	3.2	1.3	2.8	0.8
2. Mostly disagree	3.9	4.1	3.7	3.1	6.2	6.4	2.3	3.2	4.8	3.8	4.1	2.6	3.6	5.7	6.4	14.7
3. Neither	8.6	11.2	6.3	8.3	7.5	8.1	6.9	10.0	8.6	8.3	10.5	9.3	6.0	9.0	7.7	25.3
4. Mostly agree	29.3	32.0	27.2	30.1	23.6	34.6	32.3	25.9	27.8	29.9	26.4	27.7	34.4	30.7	30.3	9.6
5. Agree	55.2	48.6	60.9	56.2	58.2	49.1	56.2	57.3	55.4	55.7	53.0	57.4	52.8	53.3	52.8	49.7
<i>Item 12670 Subject Q03</i>	<i>N</i> 2290	1063	1191	1466	249	409	515	881	485	1884	358	1245	474	199	303	44
D01N: Sometimes I think that I am no good at all																
1. Disagree	42.1	42.8	41.0	40.6	57.1	40.3	42.8	41.9	43.4	42.9	37.7	45.8	43.4	31.0	35.3	27.9
2. Mostly disagree	23.2	24.1	22.3	24.9	14.2	22.1	25.9	23.3	20.9	23.4	21.9	22.9	22.5	27.8	22.4	16.2
3. Neither	15.2	17.7	13.4	16.1	11.2	16.6	15.0	15.1	14.4	14.2	21.0	13.8	17.1	15.1	16.9	25.9
4. Mostly agree	12.9	10.1	15.4	12.4	10.7	14.1	11.8	13.0	12.9	13.4	9.9	11.8	11.7	16.1	16.2	21.6
5. Agree	6.6	5.2	7.9	6.0	6.8	6.9	4.5	6.7	8.5	6.1	9.4	5.7	5.4	10.1	9.2	8.3
<i>Item 12680 Subject Q01</i>	<i>N</i> 2293	1069	1189	1470	250	409	516	883	486	1888	357	1243	474	199	306	45
D01O: I often feel left out of things																
1. Disagree	29.2	29.4	28.4	27.9	41.8	27.2	28.9	31.2	27.4	28.7	30.7	28.7	32.6	26.0	27.7	27.5
2. Mostly disagree	26.2	27.0	25.7	28.4	19.0	26.4	26.8	25.2	27.5	26.9	22.8	26.4	26.3	27.2	25.0	22.3
3. Neither	20.3	22.3	18.6	20.6	13.2	19.8	22.1	19.9	19.4	20.6	19.9	20.8	20.2	19.8	18.2	19.3
4. Mostly agree	16.4	14.7	18.0	16.2	12.1	15.9	16.4	15.5	18.4	15.8	19.7	15.7	15.8	18.3	18.7	25.1
5. Agree	7.9	6.6	9.3	7.0	13.8	10.7	5.9	8.2	7.3	8.0	6.9	8.4	5.0	8.7	10.3	5.8
<i>Item 12690 Subject Q03</i>	<i>N</i> 2290	1064	1191	1469	250	408	515	886	482	1884	358	1242	474	198	306	45
D01P: I believe a person is master of his/her own fate																
1. Disagree	4.3	3.6	5.0	4.4	6.1	3.7	5.7	4.8	2.5	4.1	4.9	4.4	4.2	3.2	4.2	4.3
2. Mostly disagree	5.9	5.3	6.6	6.2	4.4	3.5	6.2	7.7	4.4	5.6	6.9	4.9	7.1	5.3	8.6	4.8
3. Neither	17.8	17.1	18.6	18.4	18.6	14.9	18.0	18.7	18.2	17.2	20.4	18.5	16.3	18.6	16.2	18.5
4. Mostly agree	33.4	31.8	34.8	35.1	26.3	37.4	37.5	31.2	29.9	35.0	26.7	34.0	33.5	40.6	29.1	22.7
5. Agree	38.6	42.2	35.0	35.9	44.5	40.6	32.5	37.7	44.9	38.1	41.2	38.2	38.9	32.2	41.8	49.7
<i>Item 12700 Subject Q02</i>	<i>N</i> 2288	1066	1187	1469	251	407	516	883	482	1883	358	1241	474	198	304	45

QUESTIONNAIRE FORM 5 2007	TOTAL	SEX		RACE		REGION				COLLEGE PLANS?		ILLICIT DRUG USE: LIFETIME					
		M	F	White	Black	NE	NC	S	W	Yes	No	None	Mari- juana Only	Few Pills	More Pills	Any Her- oin	
<i>N (Weighted No. of Cases):</i>	2517	1170	1254	1545	279	482	549	957	529	1966	379	1323	530	211	342	50	
<i>% of Weighted Total:</i>	100.0	46.5	49.8	61.4	11.1	19.2	21.8	38.0	21.0	78.1	15.1	52.6	21.1	8.4	13.6	2.0	
D01Q: There is usually someone I can talk to, if I need to																	
1. Disagree	2.6	3.6	1.6	2.1	4.0	2.6	2.2	2.6	3.1	2.2	4.4	2.4	3.1	2.1	2.0	-	
2. Mostly disagree	2.9	3.0	2.8	2.3	4.2	3.0	2.7	2.8	3.2	2.6	4.3	2.3	1.8	5.1	5.0	1.8	
3. Neither	7.9	9.4	6.4	6.7	8.8	7.8	5.6	9.8	6.8	7.3	10.8	7.6	7.4	8.3	6.0	31.8	
4. Mostly agree	27.7	31.0	24.8	28.7	26.3	30.7	28.8	26.5	26.3	27.7	27.9	27.0	29.8	26.8	29.6	20.9	
5. Agree	58.9	53.0	64.4	60.3	56.7	55.9	60.7	58.3	60.6	60.2	52.6	60.6	57.9	57.8	57.4	45.5	
<i>Item 12710 Subject Q03</i>	<i>N</i>	<i>2284</i>	<i>1065</i>	<i>1184</i>	<i>1470</i>	<i>250</i>	<i>405</i>	<i>516</i>	<i>879</i>	<i>484</i>	<i>1879</i>	<i>358</i>	<i>1241</i>	<i>474</i>	<i>198</i>	<i>303</i>	<i>45</i>
D01R: I feel that I can't do anything right																	
1. Disagree	45.3	44.8	45.7	45.9	50.3	43.1	46.3	44.0	48.1	46.4	39.4	48.6	42.9	38.4	42.8	31.5	
2. Mostly disagree	27.8	27.7	27.9	27.6	22.3	32.6	28.3	25.7	27.0	28.6	24.2	27.0	31.7	27.0	26.1	25.5	
3. Neither	15.5	16.4	14.6	16.0	12.1	14.5	15.4	16.1	15.3	14.3	20.7	14.5	13.8	23.3	14.8	24.9	
4. Mostly agree	7.5	7.0	7.9	6.8	7.3	5.2	7.6	9.7	5.2	7.1	9.2	6.3	7.7	6.2	11.1	13.6	
5. Agree	4.0	4.1	4.0	3.6	7.9	4.5	2.5	4.5	4.3	3.6	6.4	3.5	3.9	5.0	5.2	4.5	
<i>Item 12720 Subject Q01</i>	<i>N</i>	<i>2284</i>	<i>1064</i>	<i>1185</i>	<i>1465</i>	<i>249</i>	<i>406</i>	<i>515</i>	<i>880</i>	<i>484</i>	<i>1882</i>	<i>355</i>	<i>1239</i>	<i>473</i>	<i>198</i>	<i>306</i>	<i>45</i>
D01S: I often wish I had more good friends																	
1. Disagree	25.5	24.6	26.2	25.1	25.8	29.2	23.3	25.5	24.9	25.9	23.3	26.4	26.3	20.5	25.8	15.9	
2. Mostly disagree	18.1	19.3	17.0	19.9	12.6	18.8	19.9	15.1	21.1	17.6	20.3	17.9	19.0	16.5	15.4	29.9	
3. Neither	17.2	20.0	14.7	16.1	18.3	17.4	17.4	17.1	17.0	16.6	20.3	17.1	18.2	17.6	14.9	22.3	
4. Mostly agree	23.6	23.0	24.3	23.6	25.8	19.8	23.7	26.1	22.3	24.4	19.1	23.6	21.0	28.6	27.1	14.6	
5. Agree	15.6	13.0	17.9	15.2	17.5	14.8	15.7	16.3	14.8	15.5	17.0	15.1	15.6	16.8	16.7	17.2	
<i>Item 12730 Subject Q03</i>	<i>N</i>	<i>2288</i>	<i>1065</i>	<i>1188</i>	<i>1468</i>	<i>251</i>	<i>404</i>	<i>516</i>	<i>882</i>	<i>486</i>	<i>1885</i>	<i>356</i>	<i>1242</i>	<i>473</i>	<i>198</i>	<i>306</i>	<i>45</i>
D01T: Planning ahead makes things turn out better																	
1. Disagree	2.8	3.5	2.0	2.0	4.2	4.0	2.4	2.4	2.8	2.3	5.2	3.2	1.2	0.3	4.0	9.1	
2. Mostly disagree	6.3	7.0	5.6	6.7	6.1	5.7	7.9	5.5	6.6	5.8	8.8	4.2	5.8	14.5	10.4	6.0	
3. Neither	23.3	26.3	21.1	25.2	16.3	26.4	24.8	21.9	21.5	22.6	27.3	20.5	27.6	23.2	25.4	35.7	
4. Mostly agree	39.7	37.8	41.3	42.1	29.2	36.6	41.4	41.2	37.6	40.2	38.8	41.6	38.9	38.4	37.0	26.3	
5. Agree	28.0	25.5	30.1	23.9	44.1	27.3	23.5	29.0	31.5	29.1	20.0	30.5	26.5	23.6	23.2	22.9	
<i>Item 12740 Subject Q02</i>	<i>N</i>	<i>2282</i>	<i>1062</i>	<i>1185</i>	<i>1465</i>	<i>252</i>	<i>405</i>	<i>513</i>	<i>879</i>	<i>485</i>	<i>1880</i>	<i>356</i>	<i>1236</i>	<i>473</i>	<i>198</i>	<i>304</i>	<i>45</i>
D01U: I feel that my life is not very useful																	
1. Disagree	51.1	49.8	52.4	50.1	57.6	47.5	51.4	51.3	53.6	52.4	44.8	55.2	52.7	41.6	42.0	30.7	
2. Mostly disagree	24.9	25.5	24.5	27.6	20.3	29.1	26.2	22.7	23.9	25.6	21.5	23.9	22.6	29.5	29.1	31.0	
3. Neither	15.1	15.7	14.5	14.3	10.3	13.6	15.7	15.8	14.5	13.5	23.2	13.5	16.5	20.6	15.0	20.5	
4. Mostly agree	5.9	6.2	5.8	5.6	6.5	6.6	4.8	6.8	5.0	5.6	7.2	4.6	5.8	4.4	11.1	13.2	
5. Agree	2.9	2.8	2.9	2.4	5.3	3.1	2.0	3.4	3.0	3.0	3.2	2.8	2.4	3.9	2.9	4.5	
<i>Item 12750 Subject Q01</i>	<i>N</i>	<i>2278</i>	<i>1063</i>	<i>1180</i>	<i>1467</i>	<i>249</i>	<i>402</i>	<i>516</i>	<i>876</i>	<i>483</i>	<i>1876</i>	<i>355</i>	<i>1234</i>	<i>473</i>	<i>198</i>	<i>305</i>	<i>45</i>
D01V: I usually have a few friends around that I can get together with																	
1. Disagree	5.6	5.8	5.3	4.2	10.8	4.5	4.1	6.8	6.1	5.1	8.0	5.6	5.6	3.2	5.8	9.5	
2. Mostly disagree	5.4	4.2	6.5	5.2	5.8	7.1	5.5	4.9	4.9	5.2	6.2	5.8	4.3	6.6	4.4	5.8	
3. Neither	10.1	12.0	8.3	9.4	10.0	7.4	8.0	12.1	11.0	9.6	12.7	11.6	8.6	8.6	5.0	15.8	
4. Mostly agree	37.2	38.0	36.7	38.7	34.6	36.5	41.3	35.3	36.8	37.7	36.3	37.0	37.2	37.5	40.6	32.9	
5. Agree	41.7	39.9	43.2	42.5	38.8	44.5	41.1	40.9	41.3	42.4	36.8	39.9	44.2	44.2	44.2	36.0	
<i>Item 12760 Subject Q03</i>	<i>N</i>	<i>2278</i>	<i>1061</i>	<i>1182</i>	<i>1463</i>	<i>250</i>	<i>403</i>	<i>515</i>	<i>877</i>	<i>483</i>	<i>1878</i>	<i>355</i>	<i>1232</i>	<i>473</i>	<i>198</i>	<i>305</i>	<i>45</i>
D01W: I am eager to leave home and live on my own—independent from my parents																	
1. Disagree	6.4	5.9	6.6	4.4	10.1	7.7	3.8	7.0	7.1	5.4	11.1	7.6	6.0	2.3	3.9	2.3	
2. Mostly disagree	8.6	9.3	7.9	8.2	7.6	10.6	10.0	6.8	8.4	8.7	7.9	10.0	5.6	6.7	7.1	9.8	
3. Neither	22.1	26.3	18.1	20.9	20.6	23.0	23.3	21.3	21.5	22.2	22.7	24.3	21.5	20.0	15.4	31.0	
4. Mostly agree	28.8	29.2	28.5	31.6	22.8	25.9	29.5	28.4	31.2	29.3	27.3	29.4	28.3	32.0	27.1	21.7	
5. Agree	34.1	29.3	38.8	34.9	38.9	32.9	33.4	36.4	31.8	34.4	31.2	28.7	38.6	39.1	46.5	35.2	
<i>Item 13950 Subject I03, Q01</i>	<i>N</i>	<i>2276</i>	<i>1060</i>	<i>1181</i>	<i>1462</i>	<i>250</i>	<i>401</i>	<i>515</i>	<i>878</i>	<i>482</i>	<i>1876</i>	<i>355</i>	<i>1232</i>	<i>473</i>	<i>196</i>	<i>304</i>	<i>45</i>

DESCRIPTIVE RESULTS: 2007

207

QUESTIONNAIRE FORM 5 2007	TOTAL	SEX		RACE		REGION				COLLEGE PLANS?		ILLICIT DRUG USE: LIFETIME				
		M	F	White	Black	NE	NC	S	W	Yes	No	None	Mari- juana Only	Few Pills	More Pills	Any Her- oin
<i>N (Weighted No. of Cases):</i>	2517	1170	1254	1545	279	482	549	957	529	1966	379	1323	530	211	342	50
<i>% of Weighted Total:</i>	100.0	46.5	49.8	61.4	11.1	19.2	21.8	38.0	21.0	78.1	15.1	52.6	21.1	8.4	13.6	2.0
D01X: I feel hesitant about taking a full-time job and becoming part of the "adult world"																
1. Disagree	25.5	27.4	23.9	25.8	26.7	26.3	23.4	25.6	27.0	24.1	31.5	23.0	26.2	26.0	33.8	28.2
2. Mostly disagree	21.5	20.3	22.1	21.3	20.7	23.2	19.9	19.5	25.3	22.3	17.5	23.0	19.2	17.0	24.0	8.6
3. Neither	18.7	21.8	16.2	18.5	15.5	17.1	19.4	20.0	16.9	18.7	18.2	18.1	21.0	18.1	15.6	25.5
4. Mostly agree	22.4	21.2	23.6	22.9	24.3	18.2	26.8	23.1	20.0	23.5	17.8	24.3	21.8	22.3	16.8	22.6
5. Agree	11.9	9.3	14.3	11.5	12.8	15.2	10.6	11.8	10.8	11.5	14.9	11.6	11.7	16.6	9.9	15.1
<i>Item 13960 Subject I03, Q01</i>	<i>N</i> 2271	1057	1179	1462	248	400	515	873	482	1870	353	1228	473	196	304	45
D02: Please think about all the money you earned during the past year, including last summer.																
About how much of your past year's earnings have gone into:																
D02A: Savings for your future education																
1. None	46.3	46.3	46.0	44.1	48.7	44.5	40.5	51.5	44.6	43.6	60.1	42.7	49.2	50.4	54.8	49.2
2. A little (1-20%)	23.7	25.7	22.1	24.7	22.0	21.5	24.3	22.4	27.2	24.4	19.3	24.2	23.1	21.0	21.9	33.8
3. Some (21-40%)	12.4	10.4	14.2	13.7	9.7	14.1	15.7	9.6	12.5	13.3	8.5	12.2	13.2	12.0	12.9	4.5
4. About half (41-60%)	7.9	7.6	8.2	8.5	7.6	6.5	10.2	8.4	5.6	8.0	7.2	9.5	5.7	8.7	5.0	0.4
5. Most (61-80%)	4.7	4.5	4.9	4.7	3.0	5.7	4.0	3.9	5.9	5.3	1.3	5.8	2.5	4.9	3.5	6.2
6. Almost all (81-99%)	3.1	3.2	3.1	3.3	3.9	4.1	4.0	2.5	2.3	3.5	1.1	3.8	3.6	0.6	0.7	5.8
7. All	2.0	2.4	1.5	1.0	5.2	3.5	1.3	1.7	1.9	1.8	2.6	1.8	2.7	2.3	1.1	-
<i>Item 20830 Subject C02</i>	<i>N</i> 2244	1046	1166	1447	242	402	506	859	477	1848	347	1205	470	197	304	43
D02B: Savings or payments for a car or car expenses																
1. None	46.2	40.4	51.9	43.2	49.0	48.0	41.2	46.5	49.6	47.8	37.5	47.5	47.8	44.0	42.6	37.2
2. A little (1-20%)	15.1	17.8	12.9	16.5	11.4	13.6	16.8	14.8	15.2	15.4	13.7	16.6	14.7	8.5	14.6	15.7
3. Some (21-40%)	15.0	15.7	14.4	16.7	12.4	14.3	17.3	13.9	14.9	14.4	18.8	14.2	14.3	18.4	16.3	12.3
4. About half (41-60%)	10.6	12.5	8.2	10.4	14.1	9.3	12.5	10.4	9.8	10.1	13.6	9.3	11.0	14.8	10.8	11.8
5. Most (61-80%)	7.4	7.8	7.1	7.6	5.4	7.3	6.8	8.1	6.8	7.4	7.2	7.0	6.9	6.5	9.4	14.9
6. Almost all (81-99%)	3.6	3.4	3.7	3.9	4.0	4.3	3.4	3.6	3.2	3.3	4.7	3.8	2.2	5.3	4.1	5.8
7. All	2.1	2.5	1.7	1.8	3.7	3.2	2.0	2.6	0.5	1.5	4.6	1.6	3.1	2.6	2.2	2.4
<i>Item 20840 Subject C02</i>	<i>N</i> 2242	1045	1165	1445	241	402	508	856	477	1847	344	1205	470	197	303	43
D02C: Other savings for long-range purposes																
1. None	44.9	42.2	47.3	43.1	48.9	44.4	40.5	47.9	44.6	44.0	48.8	43.5	47.1	46.7	47.0	43.0
2. A little (1-20%)	21.3	21.8	20.8	23.5	12.9	22.1	23.8	18.9	22.1	21.6	20.0	21.2	20.1	25.9	21.1	20.8
3. Some (21-40%)	13.7	13.3	14.2	14.4	15.7	11.8	16.7	13.1	13.3	14.2	11.2	13.1	15.6	11.2	13.8	10.7
4. About half (41-60%)	8.0	8.7	7.4	7.9	7.9	7.4	10.3	7.2	7.6	8.1	8.2	8.8	7.6	5.9	7.8	7.2
5. Most (61-80%)	5.7	6.1	5.3	5.4	4.4	6.3	4.3	6.0	6.1	5.7	5.6	6.4	4.2	4.3	5.8	8.5
6. Almost all (81-99%)	4.1	5.3	3.1	4.1	6.0	4.4	2.9	4.5	4.6	4.3	3.3	5.0	2.7	3.2	2.8	9.8
7. All	2.2	2.6	1.8	1.5	4.2	3.6	1.4	2.3	1.7	2.0	2.9	2.1	2.8	2.8	1.7	-
<i>Item 20850 Subject C02</i>	<i>N</i> 2241	1044	1165	1447	240	401	507	856	477	1844	346	1205	467	197	304	43
D02D: Spending on your own needs and activities—things such as clothing, stereo, TV, tapes and discs, other possessions, movies, eating out, other recreation, hobbies, gifts for others, and other personal expenses																
1. None	9.8	9.1	10.4	7.2	14.7	9.4	8.8	11.0	8.9	8.9	14.4	10.8	9.9	6.8	6.3	12.9
2. A little (1-20%)	18.3	20.6	16.2	19.1	12.7	22.0	18.2	16.0	19.3	17.7	20.0	19.0	15.0	21.7	17.6	13.7
3. Some (21-40%)	18.8	20.0	17.2	20.6	19.7	17.3	21.5	18.8	17.3	18.5	19.6	20.2	18.5	15.3	17.4	9.5
4. About half (41-60%)	18.3	18.5	18.0	20.3	16.3	17.2	18.7	19.6	16.3	18.7	17.2	18.3	17.9	16.3	18.3	25.4
5. Most (61-80%)	17.5	15.6	19.5	17.8	17.7	13.9	18.2	17.6	19.3	18.2	13.3	16.0	18.8	21.7	20.6	13.7
6. Almost all (81-99%)	11.3	10.7	12.0	9.9	12.1	12.3	9.8	10.8	13.2	11.7	10.0	10.7	12.7	11.1	11.2	17.8
7. All	6.1	5.5	6.6	5.0	6.8	7.9	4.8	6.3	5.8	6.3	5.4	4.9	7.2	7.0	8.7	6.9
<i>Item 20860 Subject C02</i>	<i>N</i> 2230	1040	1158	1447	238	397	507	851	474	1840	343	1201	462	195	302	44

QUESTIONNAIRE FORM 5 2007	TOTAL	SEX		RACE		REGION				COLLEGE PLANS?		ILLICIT DRUG USE: LIFETIME				
		M	F	White	Black	NE	NC	S	W	Yes	No	None	Mari- juana Only	Few Pills	More Pills	Any Her- oin
<i>N (Weighted No. of Cases):</i>	2517	1170	1254	1545	279	482	549	957	529	1966	379	1323	530	211	342	50
<i>% of Weighted Total:</i>	100.0	46.5	49.8	61.4	11.1	19.2	21.8	38.0	21.0	78.1	15.1	52.6	21.1	8.4	13.6	2.0
D02E: Helping to pay family living expenses (groceries, housing, etc.)																
1. None	51.9	52.2	51.7	59.8	37.0	48.3	62.1	47.5	52.0	53.2	45.2	54.4	50.3	47.5	51.8	43.0
2. A little (1-20%)	26.5	28.5	24.7	26.2	26.5	30.9	23.8	27.2	24.2	26.6	26.2	26.2	26.8	29.2	24.9	17.9
3. Some (21-40%)	10.2	9.5	10.9	6.9	18.1	11.4	5.4	11.7	11.7	9.6	12.8	8.5	11.2	11.8	12.3	14.6
4. About half (41-60%)	4.6	3.5	5.5	3.2	5.8	3.4	4.2	5.0	5.3	4.5	5.1	4.6	4.9	6.6	3.0	4.6
5. Most (61-80%)	2.9	3.0	2.8	2.0	5.2	2.0	2.3	3.9	2.3	2.5	4.5	2.7	2.6	3.6	4.0	-
6. Almost all (81-99%)	2.4	1.9	3.0	1.4	5.3	2.3	1.5	2.5	3.4	2.2	4.1	2.2	2.5	0.4	2.8	17.4
7. All	1.5	1.5	1.5	0.5	2.1	1.6	0.8	2.1	1.0	1.4	2.0	1.4	1.6	0.9	1.2	2.6
<i>Item 20870 Subject C02</i>	<i>N</i> 2223	1031	1161	1440	237	396	509	845	473	1833	344	1201	461	196	299	42
The next questions are about drugs that doctors sometimes prescribe for people who have problems concentrating on one task at a time (attention deficit disorder), or with being too active or too disruptive (hyperactive), or both (ADHD).																
Stimulant-type drugs (i.e., amphetamine, methylphenidate, and pemoline) are prescribed for these conditions. These drugs include Ritalin, Adderall, Concerta, Metadate, Dexedrine, Focalin, Cylert, and others.																
D03: Have you ever taken any of these stimulant-type prescription drugs under a doctor's supervision for these conditions? (Do not count drugs that are not stimulant-type, like Strattera, Wellbutrin, Provigil, Tenex, or Tofranil)																
1. No—GO TO QUESTION D06	92.5	89.9	95.1	91.3	95.5	92.3	92.4	91.8	94.2	92.4	93.0	94.6	93.8	92.5	85.6	74.9
2. Yes, in the past, but not now	4.6	6.4	2.8	5.2	3.9	3.9	4.7	4.9	4.5	4.7	4.3	3.2	3.4	4.6	8.6	20.3
3. Yes, I take them now	2.9	3.7	2.0	3.5	0.6	3.8	2.9	3.2	1.3	2.9	2.7	2.2	2.8	2.9	5.8	4.8
<i>Item 31460 Subject A01j</i>	<i>N</i> 2218	1033	1150	1440	234	388	506	853	472	1829	342	1208	458	193	290	43
D04: How old were you when you first took one of these stimulant-type drugs under a doctor's supervision?																
1. 1-4 yrs. old	1.8	2.3	-	0.6	-	5.4	1.8	1.1	-	1.3	-	-	3.0	-	1.4	9.1
2. 5-9	32.6	37.9	22.4	33.0	28.4	30.1	21.2	37.4	38.0	31.2	43.5	40.8	34.7	16.6	27.6	24.0
3. 10-14	36.4	36.1	39.2	38.4	38.9	41.2	42.8	30.1	39.5	35.1	44.7	31.2	48.1	50.1	33.8	15.3
4. 15+ yrs. old	29.1	23.7	38.4	28.0	32.7	23.3	34.2	31.4	22.6	32.4	11.8	28.0	14.3	33.3	37.2	51.7
<i>Item 31470 Subject A01g</i>	<i>N†</i> 166	104	56	127	10	30	37	72	28	140	24	65	27	14	43	11
D05: Altogether, for about how many years have you actually taken such drugs under a doctor's supervision?																
1. Less than 1 yr.	23.5	23.7	19.3	16.9	48.0	25.5	23.3	23.2	22.6	26.6	-	19.7	21.5	26.1	28.7	35.5
2. 1 year	11.3	10.2	14.4	13.1	-	16.2	9.1	10.7	10.6	9.3	24.4	7.2	10.0	13.1	12.5	18.1
3. 2 yrs.	15.5	13.2	21.3	16.1	15.5	13.6	13.9	17.6	14.3	15.6	16.7	16.0	13.7	7.0	23.8	-
4. 3-5 yrs.	20.8	22.3	17.5	22.5	27.2	17.6	22.1	20.9	22.2	21.7	18.0	13.8	20.0	37.4	22.8	35.7
5. 6-9 yrs.	14.1	16.0	11.9	17.9	-	11.1	11.8	15.3	17.5	12.8	23.3	17.7	18.5	16.4	7.7	10.8
6. 10 or more yrs.	14.7	14.5	15.5	13.5	9.3	15.9	19.8	12.3	12.9	14.1	17.7	25.6	16.3	-	4.4	-
<i>Item 31480 Subject A01j</i>	<i>N†</i> 166	104	56	126	10	30	37	71	28	139	24	65	28	14	42	11
D06: Have you ever taken a non - stimulant-type prescription drug under a doctor's supervision for these conditions (like Strattera, Wellbutrin, Provigil, Tenex, or Tofranil)?																
1. No	88.5	86.0	90.9	87.6	90.7	86.2	88.9	89.2	88.9	89.5	83.7	90.0	90.7	88.5	82.8	74.5
2. Yes, in the past, but not now	5.3	6.5	3.9	6.3	4.0	6.2	4.7	5.2	5.1	4.9	6.6	4.0	4.5	5.3	9.1	17.9
3. Yes, I take them now	1.4	1.2	1.5	1.6	0.5	2.6	1.2	1.4	0.4	1.3	1.3	0.7	0.9	1.8	3.4	3.9
8. Don't know	4.8	6.2	3.7	4.5	4.8	5.0	5.2	4.2	5.6	4.2	8.4	5.3	3.9	4.5	4.8	3.7
<i>Item 31490 Subject A01j</i>	<i>N</i> 2193	1021	1138	1416	241	388	502	835	468	1808	337	1196	452	192	281	44
The next questions ask about characteristics which some people associate with the use of particular drugs. We want to know what you think.																

†=excludes respondents for whom question was inappropriate.

DESCRIPTIVE RESULTS: 2007

QUESTIONNAIRE FORM 5 2007	TOTAL	SEX		RACE		REGION				COLLEGE PLANS?		ILLICIT DRUG USE: LIFETIME					
		M	F	White	Black	NE	NC	S	W	Yes	No	None	Mari- juana Only	Few Pills	More Pills	Any Her- oin	
<i>N (Weighted No. of Cases):</i>	2517	1170	1254	1545	279	482	549	957	529	1966	379	1323	530	211	342	50	
<i>% of Weighted Total:</i>	100.0	46.5	49.8	61.4	11.1	19.2	21.8	38.0	21.0	78.1	15.1	52.6	21.1	8.4	13.6	2.0	
E01: Do YOU think that people who smoke marijuana several times a week tend to be . . .																	
E01A: . . . more creative than average																	
1. No	52.6	50.1	54.9	53.7	50.5	52.0	52.2	52.1	54.2	53.9	46.8	61.1	45.2	50.8	35.2	27.9	
2. Yes	24.4	27.8	20.9	23.9	21.9	27.1	22.0	25.7	22.4	22.6	31.9	13.3	30.7	34.1	46.3	68.9	
3. Not sure, no opinion	23.0	22.1	24.2	22.4	27.6	20.9	25.8	22.1	23.4	23.5	21.4	25.6	24.1	15.0	18.4	3.2	
<i>Item 13060 Subject A11c</i>	<i>N</i>	2260	1051	1168	1459	244	399	508	871	482	1856	347	1218	466	196	307	44
E01B: . . . less sensible than average																	
1. No	28.5	31.9	25.3	28.2	29.1	29.5	26.6	28.6	29.6	26.9	36.0	20.8	31.0	39.2	43.7	64.0	
2. Yes	49.0	46.7	51.0	51.1	41.6	47.7	50.2	48.8	49.1	50.6	41.8	54.5	45.2	45.7	39.5	31.5	
3. Not sure, no opinion	22.5	21.4	23.7	20.8	29.3	22.8	23.2	22.6	21.3	22.5	22.3	24.7	23.8	15.1	16.7	4.6	
<i>Item 13070 Subject A11c</i>	<i>N</i>	2244	1044	1162	1456	239	395	507	865	477	1849	345	1216	465	195	299	43
E01C: . . . more interesting people than average																	
1. No	52.8	48.5	56.5	55.7	42.1	51.1	55.1	53.2	50.8	54.3	46.2	58.7	46.5	58.6	40.2	24.0	
2. Yes	26.3	30.6	22.2	24.4	33.2	26.7	24.9	26.3	27.3	24.7	33.6	17.6	31.2	30.9	45.0	67.4	
3. Not sure, no opinion	21.0	20.9	21.3	19.9	24.8	22.2	20.0	20.5	21.9	21.0	20.2	23.7	22.2	10.5	14.8	8.6	
<i>Item 13080 Subject A11c</i>	<i>N</i>	2246	1045	1160	1456	239	387	509	869	482	1847	343	1211	465	193	306	43
E01D: . . . less hard-working than average																	
1. No	27.2	29.5	24.8	26.0	31.7	30.7	25.6	26.0	28.3	24.8	39.2	18.7	31.8	35.5	44.9	49.3	
2. Yes	55.9	54.2	57.8	58.7	46.3	53.6	59.8	55.2	54.8	58.1	45.2	61.1	52.0	58.7	43.2	41.5	
3. Not sure, no opinion	16.9	16.3	17.5	15.3	22.1	15.7	14.6	18.8	16.9	17.1	15.6	20.2	16.1	5.8	11.9	9.2	
<i>Item 13090 Subject A11c</i>	<i>N</i>	2245	1044	1159	1456	239	384	508	870	482	1849	343	1212	465	193	304	43
E01E: . . . more independent than average																	
1. No	55.8	53.1	57.9	56.4	55.1	55.9	55.5	55.0	57.5	56.0	55.3	58.7	53.1	61.2	49.0	51.7	
2. Yes	20.5	24.4	17.2	21.5	18.0	19.4	20.2	21.7	19.7	20.3	20.9	14.9	22.2	28.8	32.1	40.9	
3. Not sure, no opinion	23.7	22.4	24.9	22.0	26.9	24.6	24.3	23.3	22.8	23.7	23.8	26.5	24.7	9.9	19.0	7.4	
<i>Item 13100 Subject A11c</i>	<i>N</i>	2233	1039	1155	1452	237	383	506	866	477	1839	343	1206	462	193	300	43
E01F: . . . more emotionally unstable than average																	
1. No	33.6	36.3	30.9	35.2	33.0	39.1	33.9	31.6	32.4	31.7	43.4	22.6	42.8	41.8	53.8	66.2	
2. Yes	45.1	41.5	48.6	44.9	41.3	41.5	44.8	45.9	47.0	47.2	34.3	52.8	36.8	45.5	31.9	24.4	
3. Not sure, no opinion	21.3	22.2	20.5	19.9	25.7	19.4	21.2	22.5	20.6	21.1	22.4	24.6	20.4	12.7	14.4	9.3	
<i>Item 13110 Subject A11c</i>	<i>N</i>	2235	1043	1155	1453	239	382	509	867	477	1839	344	1204	465	192	303	44
E01G: . . . more concerned about other people than average																	
1. No	65.2	64.4	65.8	68.0	57.9	64.7	64.9	66.6	63.4	66.5	59.8	65.8	63.1	69.7	68.6	53.2	
2. Yes	10.8	12.5	9.1	9.9	15.2	11.7	11.5	10.2	10.5	9.5	16.9	6.6	14.4	18.8	11.9	37.6	
3. Not sure, no opinion	24.0	23.1	25.0	22.0	26.9	23.7	23.6	23.1	26.1	24.0	23.3	27.6	22.6	11.4	19.5	9.2	
<i>Item 13120 Subject A11c</i>	<i>N</i>	2239	1044	1156	1453	239	385	508	868	478	1843	343	1208	465	190	303	43
E01H: . . . more weak-willed than average																	
1. No	32.5	36.2	29.2	33.4	32.9	37.3	31.4	32.3	30.2	31.5	38.9	20.9	38.2	51.3	55.7	57.1	
2. Yes	43.8	41.0	46.0	44.7	38.5	40.1	45.0	44.5	44.1	45.1	36.6	52.1	37.0	35.6	29.5	33.2	
3. Not sure, no opinion	23.7	22.8	24.8	21.9	28.6	22.6	23.6	23.2	25.7	23.3	24.5	27.0	24.9	13.1	14.8	9.7	
<i>Item 13130 Subject A11c</i>	<i>N</i>	2226	1037	1153	1448	236	382	506	862	476	1837	341	1205	461	191	300	43
E01I: . . . more criminal than average																	
1. No	33.9	36.3	31.6	34.0	33.0	38.2	30.1	35.4	32.0	32.9	38.1	21.7	43.8	52.6	53.3	58.6	
2. Yes	44.9	44.0	45.8	47.3	36.7	38.4	49.8	43.9	46.9	45.6	42.9	54.3	34.9	32.2	33.5	33.0	
3. Not sure, no opinion	21.1	19.7	22.7	18.7	30.3	23.4	20.1	20.7	21.1	21.5	19.0	23.9	21.3	15.2	13.2	8.3	
<i>Item 13140 Subject A11c</i>	<i>N</i>	2236	1040	1156	1452	238	382	508	868	479	1842	343	1208	464	192	303	43
The next few questions ask how you view cigarette smoking.																	
E02: In my opinion, when a guy my age is smoking a cigarette, it makes him look . . .																	

QUESTIONNAIRE FORM 5 2007	TOTAL	SEX		RACE		REGION				COLLEGE PLANS?		ILLICIT DRUG USE: LIFETIME				
		M	F	White	Black	NE	NC	S	W	Yes	No	None	Mari- juana Only	Few Pills	More Pills	Any Her- oin
<i>N (Weighted No. of Cases):</i>	2517	1170	1254	1545	279	482	549	957	529	1966	379	1323	530	211	342	50
<i>% of Weighted Total:</i>	100.0	46.5	49.8	61.4	11.1	19.2	21.8	38.0	21.0	78.1	15.1	52.6	21.1	8.4	13.6	2.0
E02A: Cool, calm, in-control																
1. Disagree	71.3	67.2	74.9	70.9	75.8	69.1	65.8	73.0	75.7	73.0	61.3	82.1	61.7	62.8	54.4	34.0
2. Mostly disagree	9.6	10.6	9.0	9.6	7.1	11.8	12.0	7.8	8.7	10.0	8.3	7.6	10.8	12.5	12.2	19.3
3. Neither	14.7	16.9	12.7	15.2	12.8	12.7	17.2	15.2	12.8	13.7	21.2	7.4	21.7	19.7	27.1	38.8
4. Mostly agree	3.3	4.0	2.6	3.5	2.6	5.1	3.7	2.7	2.4	2.4	6.9	2.0	4.4	3.3	5.0	6.0
5. Agree	1.1	1.2	0.9	0.8	1.6	1.4	1.3	1.2	0.4	0.8	2.4	0.8	1.4	1.6	1.3	1.9
<i>Item 20880 Subject A11c</i>	<i>N</i> 2227	1037	1151	1448	236	380	509	865	473	1832	344	1204	460	191	300	44
E02B: Insecure																
1. Disagree	19.5	20.4	18.4	18.6	28.2	22.4	17.9	23.5	11.5	18.4	24.5	16.4	21.2	17.1	29.1	35.2
2. Mostly disagree	7.2	8.4	6.2	7.2	6.0	3.9	8.3	8.2	6.9	7.0	8.0	5.3	7.9	11.2	10.7	8.8
3. Neither	31.4	32.9	29.9	31.7	32.0	32.0	37.0	31.1	25.5	30.7	35.7	26.4	36.8	35.8	37.3	39.6
4. Mostly agree	20.3	17.6	22.9	21.8	10.9	20.3	20.1	17.8	25.1	21.6	14.7	24.6	18.5	17.3	10.2	11.6
5. Agree	21.6	20.7	22.6	20.7	23.0	21.5	16.8	19.4	31.0	22.3	17.2	27.3	15.7	18.6	12.7	4.7
<i>Item 20890 Subject A11c</i>	<i>N</i> 2221	1033	1149	1447	235	378	507	863	472	1827	344	1204	457	191	298	44
E02C: Rugged, tough, independent																
1. Disagree	58.8	57.7	60.0	58.2	63.9	58.3	52.6	60.7	62.6	59.9	53.1	66.6	51.8	52.2	49.8	30.2
2. Mostly disagree	13.0	11.7	14.3	12.9	11.4	14.0	17.3	10.1	12.7	13.8	9.0	12.9	11.7	16.6	12.1	23.7
3. Neither	19.1	21.6	16.6	19.4	18.2	19.3	20.8	18.8	17.6	17.9	25.5	13.0	26.6	18.2	28.4	35.3
4. Mostly agree	6.3	6.1	6.5	7.3	3.3	5.9	6.9	7.1	4.7	5.7	9.7	5.3	6.1	8.9	8.2	8.9
5. Agree	2.7	2.9	2.6	2.3	3.2	2.5	2.5	3.2	2.4	2.7	2.8	2.3	3.8	4.1	1.5	1.9
<i>Item 20900 Subject A11c</i>	<i>N</i> 2219	1036	1146	1448	234	378	507	865	469	1826	344	1199	458	191	299	44
E02D: Conforming																
1. Disagree	36.5	34.9	37.9	33.2	51.0	44.2	29.5	39.6	32.0	36.2	36.8	37.8	34.3	33.8	37.3	32.9
2. Mostly disagree	7.0	7.2	6.8	6.6	5.1	7.0	6.9	6.5	7.9	6.9	7.6	5.8	7.5	10.4	5.4	23.4
3. Neither	33.7	35.2	31.9	34.1	30.4	26.4	38.7	34.2	33.4	32.5	40.3	29.8	38.2	37.6	38.6	38.7
4. Mostly agree	12.5	12.6	12.7	14.6	6.3	11.0	15.5	11.2	12.6	13.6	7.1	14.0	11.9	8.6	11.7	1.2
5. Agree	10.4	10.2	10.6	11.5	7.2	11.3	9.4	8.5	14.1	10.8	8.1	12.6	8.1	9.5	6.9	3.8
<i>Item 20910 Subject A11c</i>	<i>N</i> 2206	1034	1137	1437	232	379	504	859	463	1819	341	1190	460	191	295	44
E02E: Mature, sophisticated																
1. Disagree	68.4	64.5	72.2	68.5	68.6	69.9	63.9	67.6	73.6	70.2	58.5	78.3	58.8	61.5	54.2	38.6
2. Mostly disagree	10.2	10.7	9.9	10.4	9.6	9.5	11.4	10.2	9.5	10.2	10.5	8.3	12.3	14.9	11.4	14.3
3. Neither	17.8	19.7	15.6	18.2	15.7	16.4	21.9	17.7	14.5	16.7	24.6	11.3	23.4	18.2	30.0	45.3
4. Mostly agree	2.2	3.1	1.5	2.2	3.0	3.1	1.3	2.8	1.5	1.6	4.8	0.9	3.5	3.9	4.0	-
5. Agree	1.3	1.9	0.8	0.7	3.0	1.1	1.5	1.6	0.9	1.3	1.7	1.1	2.0	1.5	0.4	1.9
<i>Item 20920 Subject A11c</i>	<i>N</i> 2212	1035	1141	1443	233	378	508	859	466	1823	342	1198	457	191	296	44
E02F: Like he's TRYING to appear mature and sophisticated																
1. Disagree	17.3	19.8	14.8	14.7	29.7	19.5	15.2	20.4	12.1	15.6	25.3	16.1	17.2	13.0	21.0	39.6
2. Mostly disagree	5.1	5.1	4.8	4.7	6.5	7.3	6.2	4.2	3.6	4.8	5.4	3.7	4.8	8.0	6.9	10.0
3. Neither	21.4	22.5	20.1	21.5	25.9	18.3	23.6	22.7	19.3	20.6	25.8	15.7	25.2	26.1	33.4	29.5
4. Mostly agree	25.6	23.9	27.6	28.0	16.1	24.1	27.4	23.6	28.5	26.8	20.9	27.9	25.1	26.2	20.6	9.6
5. Agree	30.6	28.7	32.7	31.2	21.8	30.7	27.6	29.1	36.5	32.3	22.7	36.6	27.7	26.7	18.1	11.3
<i>Item 20930 Subject A11c</i>	<i>N</i> 2213	1034	1144	1446	233	378	507	858	470	1823	344	1201	457	189	295	44
E03: In my opinion, when a girl my age is smoking a cigarette, it makes her look . . .																
E03A: Cool, calm, in-control																
1. Disagree	76.3	75.5	77.4	76.0	80.5	73.2	70.4	77.8	82.5	77.7	68.5	85.3	69.4	68.2	59.5	60.7
2. Mostly disagree	7.1	6.7	7.5	6.6	6.8	10.7	8.7	6.3	4.1	7.3	6.6	5.2	8.6	9.2	9.8	13.2
3. Neither	13.0	14.3	11.5	14.2	8.6	11.8	16.7	12.7	10.6	12.1	18.8	7.7	17.0	17.1	23.9	22.8
4. Mostly agree	2.0	2.0	2.0	2.2	0.7	1.9	3.0	1.5	1.8	1.6	4.1	0.5	2.9	4.9	4.4	1.4
5. Agree	1.6	1.6	1.6	1.0	3.4	2.5	1.2	1.8	0.9	1.4	2.1	1.3	2.1	0.5	2.3	1.9
<i>Item 20940 Subject A11c</i>	<i>N</i> 2197	1020	1144	1440	226	374	505	854	463	1813	338	1189	454	189	296	43
E03B: Insecure																
1. Disagree	20.7	23.1	18.2	18.9	32.5	21.7	18.5	25.4	13.5	19.0	28.1	17.5	21.5	20.4	29.3	36.6
2. Mostly disagree	5.9	5.7	6.0	5.0	7.6	5.0	5.9	7.0	4.5	6.2	4.5	4.1	7.3	8.6	8.3	7.7
3. Neither	23.2	24.4	21.9	24.5	18.8	21.7	27.8	23.3	19.3	21.8	31.2	18.3	27.0	28.6	29.9	29.7
4. Mostly agree	19.0	15.8	22.3	20.5	12.3	20.2	19.7	16.3	22.2	20.5	12.3	23.3	15.0	16.0	13.5	5.1
5. Agree	31.2	31.0	31.6	31.0	28.7	31.4	28.1	28.0	40.5	32.4	23.9	36.7	29.3	26.3	19.0	20.9
<i>Item 20950 Subject A11c</i>	<i>N</i> 2192	1018	1142	1440	224	375	506	847	464	1810	337	1183	454	189	297	43

DESCRIPTIVE RESULTS: 2007

211

QUESTIONNAIRE FORM 5 2007	TOTAL	SEX		RACE		REGION				COLLEGE PLANS?		ILLICIT DRUG USE: LIFETIME				
		M	F	White	Black	NE	NC	S	W	Yes	No	None	Mari- juana Only	Few Pills	More Pills	Any Her- oin
<i>N (Weighted No. of Cases):</i>	2517	1170	1254	1545	279	482	549	957	529	1966	379	1323	530	211	342	50
<i>% of Weighted Total:</i>	100.0	46.5	49.8	61.4	11.1	19.2	21.8	38.0	21.0	78.1	15.1	52.6	21.1	8.4	13.6	2.0
E03C: Independent and liberated																
1. Disagree	65.6	65.0	66.3	65.7	69.6	64.9	58.7	66.2	72.7	66.5	61.3	71.6	62.2	57.8	54.7	53.5
2. Mostly disagree	10.1	8.9	11.2	9.1	10.9	12.2	12.2	9.5	7.1	10.7	7.0	9.8	10.2	13.3	8.6	7.5
3. Neither	18.5	19.6	17.1	19.5	14.5	15.3	22.1	19.5	15.2	17.2	25.2	13.7	21.1	21.8	28.4	35.7
4. Mostly agree	3.5	4.0	3.2	4.1	0.9	4.9	4.9	2.6	2.6	3.6	3.2	2.4	4.7	5.5	5.6	1.4
5. Agree	2.3	2.5	2.2	1.6	4.2	2.7	2.1	2.2	2.4	2.0	3.4	2.5	1.7	1.7	2.7	1.9
<i>Item 20960 Subject A11c</i>	<i>N</i> 2193	1017	1144	1441	225	375	505	850	463	1808	339	1187	453	189	297	43
E03D: Conforming																
1. Disagree	39.8	40.7	39.0	36.8	53.4	43.5	33.7	43.9	36.0	38.9	43.8	40.4	39.1	39.3	38.3	44.0
2. Mostly disagree	6.7	6.4	7.0	5.4	8.5	9.8	6.4	6.5	5.0	6.9	6.1	5.4	7.9	10.2	6.0	10.5
3. Neither	28.3	28.0	28.2	29.8	20.9	20.1	33.2	28.3	29.7	27.4	33.4	24.4	31.9	32.8	35.2	34.7
4. Mostly agree	11.3	10.2	12.6	12.5	6.0	10.6	14.0	10.0	11.6	12.1	7.7	12.6	11.1	8.5	10.1	5.1
5. Agree	13.8	14.6	13.2	15.4	11.2	16.0	12.7	11.3	17.8	14.7	9.0	17.3	10.0	9.2	10.4	5.7
<i>Item 20970 Subject A11c</i>	<i>N</i> 2182	1015	1134	1433	222	374	498	852	458	1800	338	1177	452	189	295	43
E03E: Mature, sophisticated																
1. Disagree	72.6	71.6	73.7	74.0	72.3	73.8	68.3	71.8	77.7	73.9	65.5	81.4	65.0	64.9	59.4	50.5
2. Mostly disagree	9.2	7.7	10.6	8.1	12.9	9.2	10.2	9.6	7.2	9.2	9.4	7.2	11.1	12.4	11.1	11.6
3. Neither	15.3	17.1	13.3	15.9	10.8	13.9	18.4	15.8	12.1	14.4	21.0	9.8	19.1	17.4	25.5	35.9
4. Mostly agree	1.6	1.9	1.3	1.5	0.4	1.6	1.4	1.3	2.3	1.5	2.3	0.5	3.0	3.3	2.6	-
5. Agree	1.4	1.7	1.1	0.5	3.7	1.6	1.8	1.4	0.7	1.1	1.8	1.1	1.8	2.0	1.4	1.9
<i>Item 20980 Subject A11c</i>	<i>N</i> 2188	1017	1140	1435	225	375	501	850	462	1807	336	1184	453	189	294	43
E03F: Like she's TRYING to appear mature and sophisticated																
1. Disagree	19.8	22.5	17.0	17.0	35.1	20.7	18.6	22.9	14.6	18.4	25.9	18.8	19.8	14.0	23.0	38.2
2. Mostly disagree	4.5	4.6	4.3	3.5	6.9	5.2	5.4	4.1	3.6	4.3	5.2	2.9	4.2	10.6	6.0	6.4
3. Neither	18.9	20.4	17.1	19.6	17.3	17.7	20.7	20.3	15.4	18.5	21.8	14.4	21.1	21.7	29.6	30.6
4. Mostly agree	21.1	18.8	23.7	24.1	9.1	20.5	23.7	18.9	23.0	21.9	19.1	22.9	19.8	20.9	18.5	8.4
5. Agree	35.7	33.7	37.9	35.8	31.6	35.8	31.7	33.8	43.4	37.0	28.0	41.0	35.1	32.7	22.8	16.4
<i>Item 20990 Subject A11c</i>	<i>N</i> 2199	1021	1146	1443	226	378	504	853	465	1813	339	1189	456	189	297	43
E04: Do you agree or disagree . . .																
E04A: Smokers know how to enjoy life more than non-smokers																
1. Disagree	73.6	70.8	76.4	75.5	69.6	76.1	69.9	71.2	79.9	75.7	62.4	80.4	70.3	68.4	58.7	51.2
2. Mostly disagree	8.5	9.0	7.9	7.8	10.8	7.1	10.5	8.8	6.9	8.2	10.1	8.0	6.5	9.9	11.7	10.9
3. Neither	14.7	16.4	12.9	14.3	13.0	13.7	16.6	15.7	11.4	13.5	21.5	9.7	18.9	16.8	24.4	30.7
4. Mostly agree	1.6	1.7	1.6	1.3	3.5	0.7	1.8	2.2	1.1	1.2	3.4	1.1	2.7	1.9	2.0	2.8
5. Agree	1.6	2.1	1.2	1.2	3.2	2.4	1.1	2.1	0.7	1.4	2.6	0.8	1.6	3.0	3.2	4.4
<i>Item 21000 Subject A11c</i>	<i>N</i> 2208	1029	1143	1445	231	372	506	861	470	1822	342	1199	456	188	295	44
E04B: I prefer to date people who don't smoke																
1. Disagree	6.2	6.6	5.8	5.4	11.6	7.3	7.5	6.5	3.2	5.4	10.1	4.6	6.8	5.8	9.0	22.4
2. Mostly disagree	2.9	2.2	3.4	2.3	5.1	2.1	2.7	3.5	2.5	2.3	5.6	1.2	2.2	5.2	6.4	17.3
3. Neither	14.4	13.7	14.8	15.4	9.8	15.1	15.4	14.6	12.3	12.7	23.2	7.5	21.8	20.3	24.7	24.8
4. Mostly agree	10.3	10.9	9.7	10.2	11.7	9.8	11.5	10.3	9.6	10.2	10.1	7.9	12.3	12.6	16.3	9.8
5. Agree	66.3	66.6	66.3	66.7	61.8	65.6	62.8	65.2	72.5	69.3	51.0	78.9	56.9	56.0	43.6	25.6
<i>Item 21010 Subject A11c</i>	<i>N</i> 2205	1028	1142	1441	231	372	505	860	468	1820	341	1197	455	188	295	44
E04C: The harmful effects of cigarettes have been exaggerated																
1. Disagree	52.2	48.6	56.1	52.4	55.2	59.1	49.5	49.5	54.5	53.2	46.4	57.0	50.0	48.5	40.4	38.3
2. Mostly disagree	16.7	18.2	15.8	18.3	12.9	16.9	19.7	14.8	16.9	16.6	18.3	15.6	20.3	16.8	16.6	10.0
3. Neither	16.9	18.1	15.3	16.5	12.4	12.8	17.4	18.8	16.3	16.4	20.0	14.4	17.8	17.6	23.4	28.8
4. Mostly agree	7.6	8.4	6.5	7.5	8.9	4.0	8.0	8.9	7.7	7.1	10.2	6.1	7.9	11.0	11.4	10.2
5. Agree	6.5	6.6	6.4	5.3	10.6	7.2	5.4	8.0	4.6	6.7	5.1	6.8	4.0	6.1	8.2	12.7
<i>Item 21020 Subject A11c</i>	<i>N</i> 2201	1025	1141	1440	230	370	506	859	467	1817	340	1196	455	188	293	44

QUESTIONNAIRE FORM 5 2007	TOTAL	SEX		RACE		REGION				COLLEGE PLANS?		ILLICIT DRUG USE: LIFETIME					
		M	F	White	Black	NE	NC	S	W	Yes	No	None	Mari- juana Only	Few Pills	More Pills	Any Her- oin	
<i>N (Weighted No. of Cases):</i>	2517	1170	1254	1545	279	482	549	957	529	1966	379	1323	530	211	342	50	
<i>% of Weighted Total:</i>	100.0	46.5	49.8	61.4	11.1	19.2	21.8	38.0	21.0	78.1	15.1	52.6	21.1	8.4	13.6	2.0	
E04D: I think that becoming a smoker reflects poor judgment																	
1. Disagree	10.4	11.5	9.2	9.4	19.8	11.5	10.3	11.3	7.8	9.4	15.3	8.6	8.5	9.9	18.4	22.8	
2. Mostly disagree	7.1	6.8	7.5	6.8	8.9	5.2	8.7	6.6	7.8	7.1	7.6	4.9	8.2	11.4	9.0	12.8	
3. Neither	20.9	20.9	20.8	20.7	19.9	19.7	21.6	22.3	18.3	19.6	27.5	15.3	25.5	25.1	31.7	32.6	
4. Mostly agree	22.2	21.4	23.1	24.1	13.3	22.6	21.8	21.0	24.6	22.6	20.5	21.5	26.2	28.1	17.5	9.9	
5. Agree	39.5	39.5	39.4	39.0	38.1	41.0	37.6	38.8	41.5	41.3	29.2	49.7	31.6	25.5	23.5	21.9	
<i>Item 21030 Subject A11c</i>	<i>N</i>	<i>2193</i>	<i>1025</i>	<i>1134</i>	<i>1432</i>	<i>231</i>	<i>369</i>	<i>505</i>	<i>854</i>	<i>466</i>	<i>1811</i>	<i>339</i>	<i>1186</i>	<i>456</i>	<i>188</i>	<i>294</i>	<i>44</i>
E04E: I personally don't mind being around people who are smoking																	
1. Disagree	37.3	33.8	40.4	36.0	46.8	40.2	32.5	35.8	43.0	38.6	31.1	48.9	28.0	20.6	18.2	23.8	
2. Mostly disagree	15.3	14.8	15.9	14.8	18.4	13.6	15.5	15.6	15.9	16.3	9.7	17.2	14.1	20.3	8.4	3.8	
3. Neither	16.1	18.5	13.8	16.0	14.1	11.3	18.7	17.8	13.8	15.4	18.1	14.5	17.2	16.2	21.1	14.7	
4. Mostly agree	17.3	18.7	16.1	18.5	13.9	14.8	20.6	17.4	15.8	16.6	21.9	12.2	23.8	23.5	22.6	20.1	
5. Agree	13.9	14.2	13.8	14.7	6.8	20.1	12.7	13.4	11.5	13.1	19.2	7.3	16.9	19.3	29.6	37.6	
<i>Item 21040 Subject A11c</i>	<i>N</i>	<i>2196</i>	<i>1025</i>	<i>1137</i>	<i>1435</i>	<i>231</i>	<i>368</i>	<i>503</i>	<i>857</i>	<i>468</i>	<i>1812</i>	<i>340</i>	<i>1190</i>	<i>455</i>	<i>188</i>	<i>293</i>	<i>44</i>
E04F: Smoking is a dirty habit																	
1. Disagree	7.4	8.9	5.8	6.6	14.6	7.1	7.5	9.2	3.8	6.7	10.9	6.5	6.4	7.8	10.8	16.8	
2. Mostly disagree	3.5	3.0	3.7	2.9	2.4	1.9	4.1	3.6	3.9	3.2	4.7	2.3	4.4	5.5	3.6	10.3	
3. Neither	12.5	15.0	10.3	12.9	13.5	14.5	12.1	14.2	8.4	11.5	18.4	9.1	16.6	10.1	20.7	16.7	
4. Mostly agree	18.6	18.8	18.4	19.3	16.9	17.3	22.6	17.6	17.2	18.9	16.4	15.4	21.8	26.5	22.7	12.2	
5. Agree	58.0	54.3	61.8	58.2	52.5	59.0	53.7	55.4	66.7	59.7	49.6	66.7	50.8	50.1	42.2	43.9	
<i>Item 21050 Subject A11c</i>	<i>N</i>	<i>2194</i>	<i>1024</i>	<i>1135</i>	<i>1434</i>	<i>229</i>	<i>366</i>	<i>502</i>	<i>859</i>	<i>468</i>	<i>1812</i>	<i>340</i>	<i>1191</i>	<i>454</i>	<i>188</i>	<i>292</i>	<i>43</i>
E04G: I strongly dislike being near people who are smoking																	
1. Disagree	18.8	19.9	17.7	19.0	17.9	21.6	18.8	20.5	13.8	17.1	29.1	11.0	21.5	26.9	34.1	61.4	
2. Mostly disagree	11.0	13.3	8.9	12.0	11.6	10.9	13.5	11.6	7.2	10.7	12.9	8.4	12.6	15.8	15.4	9.6	
3. Neither	20.0	22.1	18.4	20.4	16.6	18.6	22.0	20.1	19.0	19.1	24.3	16.6	25.8	19.4	24.5	19.8	
4. Mostly agree	16.1	15.0	17.4	16.7	16.2	10.9	17.3	16.5	18.1	17.0	10.9	17.5	18.8	17.1	8.5	3.0	
5. Agree	34.0	29.6	37.7	31.9	37.8	38.1	28.5	31.3	41.8	36.2	22.9	46.6	21.3	20.9	17.4	6.2	
<i>Item 21055 Subject A11c</i>	<i>N</i>	<i>2185</i>	<i>1018</i>	<i>1131</i>	<i>1430</i>	<i>228</i>	<i>363</i>	<i>500</i>	<i>854</i>	<i>468</i>	<i>1804</i>	<i>338</i>	<i>1184</i>	<i>453</i>	<i>188</i>	<i>292</i>	<i>44</i>
E05: On how many occasions (if any) have you had flavored alcoholic beverages like Mike's Hard Lemonade, Skyy Blue, Smirnoff Ice, Zima, Baccardi Silver, wine coolers, etc. to drink—more than just a few sips. . . (Do not include regular liquor, beer, or wine.)																	
E05A: . . . in your lifetime?																	
1. 0 occasions	31.6	36.3	26.4	29.4	42.8	23.1	29.8	33.0	37.7	32.4	27.0	49.4	12.1	9.0	5.6	6.7	
2. 1-2	15.6	15.5	15.9	14.8	17.6	17.3	14.0	15.6	15.9	16.4	11.8	19.8	14.5	9.6	4.9	6.9	
3. 3-5	12.6	12.2	12.8	12.3	12.4	15.6	11.8	12.3	11.7	11.9	15.0	11.8	15.4	15.1	10.4	10.7	
4. 6-9	9.6	8.6	10.9	9.6	8.8	8.8	11.8	8.8	9.5	9.7	9.0	6.5	14.7	14.3	11.8	7.5	
5. 10-19	11.5	8.9	14.0	13.5	6.6	11.2	14.0	11.7	8.5	11.4	12.8	6.3	17.1	20.6	19.5	10.0	
6. 20-39 occasions	8.0	6.3	9.7	7.8	8.6	10.1	9.3	6.7	7.1	7.6	10.4	3.5	14.5	14.4	12.5	7.4	
7. 40 or more	11.1	12.3	10.3	12.6	3.2	13.8	9.4	11.8	9.5	10.6	13.9	2.6	11.7	16.9	35.3	50.7	
<i>Item 31360 Subject A01a</i>	<i>N</i>	<i>2163</i>	<i>1008</i>	<i>1119</i>	<i>1421</i>	<i>225</i>	<i>366</i>	<i>500</i>	<i>840</i>	<i>458</i>	<i>1789</i>	<i>327</i>	<i>1183</i>	<i>441</i>	<i>184</i>	<i>293</i>	<i>41</i>
E05B: . . . during the last 12 months?																	
1. 0 occasions	46.4	51.3	41.0	42.9	57.0	35.0	44.6	48.9	52.8	47.1	41.6	65.2	27.3	21.2	18.7	11.7	
2. 1-2	18.6	17.1	20.4	19.6	17.5	23.2	20.1	16.3	17.6	18.8	17.4	17.0	24.2	23.3	13.9	16.1	
3. 3-5	11.8	9.9	13.3	12.1	12.5	12.7	13.3	11.9	9.3	11.6	12.9	9.2	15.2	19.1	12.9	8.1	
4. 6-9	8.4	6.7	10.2	8.8	6.0	9.2	8.9	8.3	7.6	7.8	12.2	4.5	10.8	15.9	15.8	14.8	
5. 10-19	6.6	6.1	7.3	7.4	4.3	8.9	6.7	6.2	5.3	6.4	7.9	2.2	12.3	10.9	13.0	9.1	
6. 20-39	3.8	3.0	4.7	4.3	2.0	4.5	3.3	3.7	4.0	3.9	3.5	1.0	6.3	4.4	10.3	10.7	
7. 40 or more	4.4	6.0	3.1	4.9	0.8	6.5	3.1	4.8	3.4	4.3	4.5	0.8	3.8	5.2	15.4	29.5	
<i>Item 31370 Subject A01b</i>	<i>N</i>	<i>2158</i>	<i>1007</i>	<i>1114</i>	<i>1418</i>	<i>226</i>	<i>364</i>	<i>501</i>	<i>838</i>	<i>455</i>	<i>1787</i>	<i>325</i>	<i>1179</i>	<i>440</i>	<i>184</i>	<i>291</i>	<i>42</i>

DESCRIPTIVE RESULTS: 2007

213

QUESTIONNAIRE FORM 5 2007	TOTAL	SEX		RACE		REGION				COLLEGE PLANS?		ILLICIT DRUG USE: LIFETIME				
		M	F	White	Black	NE	NC	S	W	Yes	No	None	Mari- juana Only	Few Pills	More Pills	Any Her- oin
<i>N (Weighted No. of Cases):</i>	2517	1170	1254	1545	279	482	549	957	529	1966	379	1323	530	211	342	50
<i>% of Weighted Total:</i>	100.0	46.5	49.8	61.4	11.1	19.2	21.8	38.0	21.0	78.1	15.1	52.6	21.1	8.4	13.6	2.0
E05C: . . . during the last 30 days?																
1. 0 occasions	70.9	74.6	67.2	68.9	79.0	64.0	71.5	71.2	75.1	72.5	63.0	85.7	58.3	56.1	45.1	34.2
2. 1-2	16.1	11.9	20.0	16.2	14.7	19.9	15.6	14.4	16.9	15.1	20.3	10.0	23.8	25.5	22.6	17.2
3. 3-5	6.1	6.0	6.2	6.6	3.9	7.1	6.1	6.8	4.1	5.4	9.8	2.9	9.7	5.6	11.6	20.1
4. 6-9	3.4	3.4	3.4	4.1	1.5	4.8	4.3	2.9	1.8	3.6	2.2	0.8	4.2	7.8	9.3	7.2
5. 10-19	1.8	1.7	1.8	2.2	0.2	2.1	0.9	2.3	1.5	1.8	2.0	0.4	1.5	3.7	6.1	5.1
6. 20-39	0.8	1.1	0.7	0.9	0.2	0.2	0.9	1.2	0.6	0.9	0.9	-	0.9	-	3.8	7.1
7. 40 or more	1.0	1.4	0.6	1.1	0.6	1.8	0.8	1.2	-	0.8	1.7	0.3	1.7	1.2	1.4	9.0
<i>Item 31380 Subject A01c</i>	<i>N</i> 2160	1008	1116	1420	226	365	501	839	455	1788	326	1180	440	184	293	42
E06: On how many occasions (if any) have you used "crack" cocaine. . .																
E06A: . . . in your lifetime?																
1. 0 occasions	96.6	96.3	96.9	96.2	99.8	97.7	97.4	95.6	96.8	96.8	95.5	100.0	100.0	93.5	86.1	47.8
2. 1-2	1.5	1.2	1.8	1.6	0.2	1.3	1.6	1.4	1.9	1.6	1.3	-	-	6.0	4.8	18.9
3. 3-5	0.6	1.0	0.2	0.8	-	0.2	0.3	1.2	0.1	0.5	0.8	-	-	-	3.1	9.6
4. 6-9	0.4	0.4	0.3	0.5	-	0.3	0.3	0.5	0.1	0.3	0.5	-	-	-	1.4	10.6
5. 10-19	0.2	0.1	0.3	0.3	-	0.1	-	0.5	-	0.1	0.8	-	-	-	1.5	-
6. 20-39 occasions	0.2	0.2	0.1	-	-	0.2	-	-	0.6	0.2	-	-	-	-	1.0	1.6
7. 40 or more	0.5	0.8	0.4	0.6	-	0.2	0.4	0.8	0.5	0.4	1.1	-	-	0.4	2.2	11.5
<i>Item 22260 Subject A01a</i>	<i>N</i> 2168	1011	1121	1430	227	361	506	846	456	1792	333	1181	452	187	289	38
E06B: . . . during the last 12 months?																
1. 0 occasions	98.0	97.8	98.2	97.8	100.0	98.3	98.4	97.6	98.1	98.2	97.1	100.0	100.0	97.1	91.1	69.5
2. 1-2	0.8	0.8	0.8	0.7	-	0.7	1.0	0.5	1.3	0.7	1.4	-	-	2.5	3.0	10.6
3. 3-5	0.4	0.3	0.5	0.6	-	0.2	-	1.0	-	0.4	0.4	-	-	-	2.9	2.3
4. 6-9	0.2	0.3	0.1	0.3	-	0.3	0.4	0.2	-	0.1	0.7	-	-	-	0.3	10.8
5. 10-19	0.1	0.2	0.1	0.1	-	0.2	0.2	-	0.3	0.2	0.1	-	-	-	0.8	1.7
6. 20-39	0.2	0.1	0.2	0.1	-	-	-	0.2	0.3	0.2	-	-	-	0.4	0.9	-
7. 40 or more	0.2	0.5	-	0.3	-	0.2	-	0.5	-	0.2	0.3	-	-	-	1.0	5.1
<i>Item 22270 Subject A01b</i>	<i>N</i> 2169	1010	1122	1429	227	361	506	846	456	1794	331	1183	453	187	288	37
E06C: . . . during the last 30 days?																
1. 0 occasions	99.1	98.6	99.6	99.0	100.0	99.4	99.4	98.7	99.4	99.0	99.7	100.0	100.0	99.6	95.3	88.3
2. 1-2	0.3	0.4	0.2	0.3	-	0.4	0.4	0.3	0.3	0.4	-	-	-	-	2.4	-
3. 3-5	0.2	0.3	-	0.2	-	-	0.2	0.3	-	0.2	-	-	-	-	0.5	5.0
4. 6-9	0.2	0.5	-	0.3	-	0.2	-	0.5	-	0.3	-	-	-	-	1.1	3.8
5. 10-19	0.1	0.1	0.1	0.1	-	-	-	0.1	0.3	0.1	-	-	-	0.4	0.5	-
6. 20-39	*	0.1	-	-	-	-	-	0.1	-	*	-	-	-	-	0.2	-
7. 40 or more	*	0.1	-	0.1	-	-	-	0.1	-	-	0.3	-	-	-	-	2.9
<i>Item 22280 Subject A01c</i>	<i>N</i> 2166	1009	1121	1428	227	361	506	844	456	1791	332	1181	452	187	288	37
E07: Steroids, or anabolic steroids, are prescription drugs sometimes prescribed by doctors to treat certain conditions. Some athletes, and others, have used them to try to increase muscle development.																
On how many occasions (if any) have you taken steroids on your own—that is, without a doctor telling you to take them. . .																
E07A: . . . in your lifetime?																
1. 0 occasions	98.8	97.9	99.7	98.5	99.6	98.6	98.6	98.4	99.9	98.7	99.2	100.0	100.0	98.8	94.2	83.1
2. 1-2	0.4	0.5	0.3	0.4	0.4	0.5	0.8	0.4	0.1	0.5	0.2	-	-	0.2	2.0	7.7
3. 3-5	0.3	0.7	-	0.5	-	0.2	-	0.7	-	0.4	-	-	-	-	1.5	5.9
4. 6-9	0.2	0.4	*	0.3	-	-	0.6	0.1	-	0.2	-	-	-	0.4	1.1	-
5. 10-19	0.1	0.3	-	0.2	-	0.2	-	0.3	-	0.1	0.3	-	-	0.5	0.7	-
6. 20-39 occasions	*	0.1	-	-	-	0.2	-	-	-	*	-	-	-	-	-	1.4
7. 40 or more	0.1	0.2	-	0.1	-	0.4	-	0.1	-	0.1	0.3	-	-	-	0.5	1.9
<i>Item 22690 Subject A01a</i>	<i>N</i> 2183	1019	1128	1435	228	366	505	853	460	1799	339	1185	452	189	294	43

*=less than .05 percent.

QUESTIONNAIRE FORM 5 2007	TOTAL	SEX		RACE		REGION				COLLEGE PLANS?		ILLICIT DRUG USE: LIFETIME					
		M	F	White	Black	NE	NC	S	W	Yes	No	None	Mari- juana Only	Few Pills	More Pills	Any Her- oin	
<i>N (Weighted No. of Cases):</i>	2517	1170	1254	1545	279	482	549	957	529	1966	379	1323	530	211	342	50	
<i>% of Weighted Total:</i>	100.0	46.5	49.8	61.4	11.1	19.2	21.8	38.0	21.0	78.1	15.1	52.6	21.1	8.4	13.6	2.0	
E07B: . . . during the last 12 months?																	
1. 0 occasions	99.1	98.2	100.0	98.8	100.0	98.9	99.1	98.7	99.9	99.0	99.5	100.0	100.0	98.8	95.0	91.4	
2. 1-2	0.3	0.5	*	0.4	-	0.6	0.3	0.3	0.1	0.4	-	-	-	0.2	2.0	1.4	
3. 3-5	0.3	0.7	-	0.5	-	0.2	0.1	0.8	-	0.4	-	-	-	0.4	1.8	3.9	
4. 6-9	0.1	0.3	-	0.2	-	-	0.5	-	-	0.1	-	-	-	-	0.9	-	
5. 10-19	*	0.1	-	0.1	-	-	-	0.1	-	-	0.3	-	-	0.5	-	-	
6. 20-39	*	0.1	-	-	-	0.2	-	-	-	*	-	-	-	-	-	1.4	
7. 40 or more	0.1	0.2	-	0.1	-	0.2	-	0.1	-	*	0.3	-	-	-	0.3	1.9	
<i>Item 22700 Subject A01b</i>	<i>N</i>	<i>2181</i>	<i>1017</i>	<i>1128</i>	<i>1433</i>	<i>228</i>	<i>366</i>	<i>505</i>	<i>851</i>	<i>460</i>	<i>1797</i>	<i>339</i>	<i>1183</i>	<i>452</i>	<i>189</i>	<i>294</i>	<i>43</i>
E07C: . . . during the last 30 days?																	
1. 0 occasions	99.4	98.9	100.0	99.3	100.0	99.1	99.9	98.9	100.0	99.3	99.7	100.0	100.0	99.6	96.7	94.7	
2. 1-2	0.4	0.6	-	0.4	-	0.6	0.1	0.6	-	0.4	-	-	-	0.4	2.3	-	
3. 3-5	0.2	0.4	-	0.2	-	0.2	-	0.4	-	0.2	-	-	-	-	0.7	3.9	
4. 6-9	-	-	-	-	-	-	-	-	-	-	-	-	-	-	-	-	
5. 10-19	*	0.1	-	-	-	0.2	-	-	-	*	-	-	-	-	-	1.4	
6. 20-39	-	-	-	-	-	-	-	-	-	-	-	-	-	-	-	-	
7. 40 or more	*	0.1	-	0.1	-	-	-	0.1	-	-	0.3	-	-	-	0.3	-	
<i>Item 22710 Subject A01c</i>	<i>N</i>	<i>2181</i>	<i>1017</i>	<i>1128</i>	<i>1433</i>	<i>228</i>	<i>366</i>	<i>505</i>	<i>851</i>	<i>460</i>	<i>1797</i>	<i>339</i>	<i>1183</i>	<i>452</i>	<i>189</i>	<i>294</i>	<i>43</i>
E08: What methods have you used for taking steroids on your own? (Mark all that apply.)																	
A. Injection	0.3	0.6	-	0.4	-	0.2	-	0.6	-	0.3	-	-	-	-	2.0	-	
B. By mouth	0.7	1.1	0.2	0.8	-	1.2	0.7	0.8	0.1	0.8	0.5	-	-	0.8	3.1	11.8	
C. Haven't used steroids	98.6	97.4	99.7	98.3	99.6	97.1	99.2	98.2	99.7	98.6	98.4	100.0	100.0	99.2	95.2	88.2	
<i>Item 23790-23800,30940 Subject A05d N</i>	<i>2170</i>	<i>1012</i>	<i>1123</i>	<i>1427</i>	<i>224</i>	<i>366</i>	<i>499</i>	<i>846</i>	<i>459</i>	<i>1786</i>	<i>338</i>	<i>1178</i>	<i>452</i>	<i>188</i>	<i>290</i>	<i>40</i>	
E09: During the last 12 months, on how many occasions (if any) have you . . .																	
E09A: . . . taken ketamine ("special K," "super K")																	
1. 0 occasions	99.0	99.3	99.1	99.2	98.9	99.2	99.7	98.3	99.6	99.6	97.5	100.0	100.0	98.3	98.6	85.1	
2. 1-2	0.4	0.3	0.4	0.4	-	0.2	-	0.8	0.1	0.2	1.1	-	-	1.0	1.1	5.5	
3. 3-5	0.2	0.3	0.2	0.3	-	0.6	-	0.4	-	0.1	0.6	-	-	-	0.3	2.0	
4. 6-9	0.1	0.1	-	0.1	0.2	-	0.1	0.1	0.2	*	0.1	-	-	-	-	2.9	
5. 10-19	*	-	-	-	-	-	-	0.1	-	-	-	-	-	-	-	-	
6. 20-39	-	-	-	-	-	-	-	-	-	-	-	-	-	-	-	-	
7. 40 or more	0.2	-	0.3	0.1	0.9	-	0.2	0.3	-	0.1	0.6	-	-	0.7	-	4.6	
<i>Item 31060 Subject A01b</i>	<i>N</i>	<i>2225</i>	<i>1044</i>	<i>1141</i>	<i>1458</i>	<i>232</i>	<i>377</i>	<i>513</i>	<i>863</i>	<i>471</i>	<i>1821</i>	<i>347</i>	<i>1199</i>	<i>456</i>	<i>191</i>	<i>305</i>	<i>44</i>
E09B: . . . smoked bidis (or beedies) which are small brown cigarettes from India																	
1. 0 occasions	98.4	97.8	99.1	98.4	98.7	97.9	98.8	98.0	99.0	98.9	96.4	99.6	98.9	98.0	97.4	85.2	
2. 1-2	1.0	1.4	0.6	1.2	0.5	1.6	0.5	1.1	0.8	0.6	2.8	0.3	0.9	1.4	1.9	5.9	
3. 3-5	0.1	0.1	0.1	0.1	0.4	-	0.3	0.1	-	0.1	-	0.1	-	-	0.2	2.0	
4. 6-9	0.2	0.3	-	0.2	-	0.3	0.1	0.2	-	0.2	-	-	-	0.6	-	1.8	
5. 10-19	0.1	0.1	-	-	-	0.2	-	0.1	-	*	-	0.1	-	-	-	-	
6. 20-39	-	-	-	-	-	-	-	-	-	-	-	-	-	-	-	-	
7. 40 or more	0.3	0.2	0.2	0.1	0.5	-	0.3	0.4	0.2	0.1	0.8	*	0.2	-	0.5	5.2	
<i>Item 31070 Subject A01b</i>	<i>N</i>	<i>2221</i>	<i>1041</i>	<i>1140</i>	<i>1456</i>	<i>230</i>	<i>376</i>	<i>513</i>	<i>860</i>	<i>471</i>	<i>1817</i>	<i>347</i>	<i>1197</i>	<i>454</i>	<i>191</i>	<i>304</i>	<i>44</i>
E09C: . . . smoked kreteks (clove cigarettes)																	
1. 0 occasions	93.0	91.4	94.6	91.3	99.1	88.8	93.9	94.4	92.9	93.1	92.5	98.8	92.8	90.2	79.9	53.7	
2. 1-2	3.2	4.2	2.5	4.3	-	5.1	2.9	2.1	4.4	3.2	4.1	0.5	4.1	2.9	9.4	23.2	
3. 3-5	1.3	1.8	0.9	1.6	0.2	1.9	1.3	1.3	1.0	1.4	1.0	0.1	1.2	3.0	4.4	6.7	
4. 6-9	0.7	0.7	0.5	0.8	0.2	1.0	0.3	1.0	0.3	0.6	0.8	0.3	0.2	0.6	1.3	8.5	
5. 10-19	0.7	0.8	0.6	0.9	-	2.1	0.3	0.3	1.0	0.8	0.2	0.1	0.5	1.1	2.9	1.4	
6. 20-39	0.3	0.4	0.3	0.5	-	0.7	0.2	0.3	0.3	0.4	-	-	0.4	0.8	0.9	-	
7. 40 or more	0.6	0.6	0.6	0.6	0.5	0.5	1.2	0.7	0.1	0.5	1.3	0.2	0.7	1.4	1.1	6.5	
<i>Item 31150 Subject A01b</i>	<i>N</i>	<i>2212</i>	<i>1036</i>	<i>1136</i>	<i>1450</i>	<i>231</i>	<i>372</i>	<i>512</i>	<i>859</i>	<i>470</i>	<i>1809</i>	<i>347</i>	<i>1195</i>	<i>453</i>	<i>191</i>	<i>302</i>	<i>44</i>

* = less than .05 percent.

DESCRIPTIVE RESULTS: 2007

215

QUESTIONNAIRE FORM 5 2007	TOTAL	SEX		RACE		REGION				COLLEGE PLANS?		ILLICIT DRUG USE: LIFETIME				
		M	F	White	Black	NE	NC	S	W	Yes	No	None	Mari- juana Only	Few Pills	More Pills	Any Her- oin
<i>N (Weighted No. of Cases):</i>	2517	1170	1254	1545	279	482	549	957	529	1966	379	1323	530	211	342	50
<i>% of Weighted Total:</i>	100.0	46.5	49.8	61.4	11.1	19.2	21.8	38.0	21.0	78.1	15.1	52.6	21.1	8.4	13.6	2.0
E09D: . . . taken OxyContin (without a doctor's orders)																
1. 0 occasions	94.9	93.9	96.0	94.1	99.3	93.3	96.0	94.6	95.6	95.7	92.6	100.0	100.0	94.2	76.3	51.7
2. 1-2	2.4	2.8	2.1	2.9	0.2	2.6	2.3	2.7	1.9	2.2	3.2	-	-	4.6	12.2	17.4
3. 3-5	1.1	1.3	0.9	1.2	-	2.2	0.8	0.8	1.1	1.1	1.0	-	-	-	4.5	19.2
4. 6-9	0.4	0.3	0.4	0.5	-	0.1	0.3	0.7	0.1	0.4	0.3	-	-	0.4	2.1	1.8
5. 10-19	0.7	0.8	0.4	0.7	-	1.7	0.3	0.5	0.5	0.3	1.4	-	-	0.4	3.2	1.4
6. 20-39	0.2	0.2	0.1	0.2	-	-	-	0.3	0.2	0.1	0.5	-	-	-	0.8	2.2
7. 40 or more	0.4	0.7	0.1	0.4	0.5	0.2	0.4	0.3	0.5	0.2	1.0	-	-	0.5	1.0	6.4
<i>Item 31310 Subject A01b</i>	<i>N</i> 2217	1039	1138	1452	229	377	511	859	470	1811	346	1196	452	191	303	44
E09E: . . . taken Vicodin (without a doctor's orders)																
1. 0 occasions	90.9	89.4	92.5	89.3	96.1	88.9	87.9	94.1	90.1	92.5	84.7	100.0	100.0	81.5	55.8	46.8
2. 1-2	3.7	4.0	3.6	4.2	3.2	5.0	5.0	2.1	4.3	3.2	6.8	-	-	16.6	14.0	17.6
3. 3-5	2.0	2.8	1.3	2.5	-	1.8	3.0	1.7	2.0	1.7	4.0	-	-	1.1	11.9	10.6
4. 6-9	0.9	0.8	0.8	1.0	0.2	0.8	2.0	0.4	0.6	0.6	0.9	-	-	-	5.1	4.9
5. 10-19	1.3	1.4	1.1	1.6	-	2.3	1.1	1.0	1.1	1.1	1.3	-	-	0.8	8.0	2.7
6. 20-39	0.6	0.7	0.4	0.8	-	0.8	0.7	-	1.6	0.6	0.3	-	-	-	2.9	8.6
7. 40 or more	0.5	0.9	0.2	0.6	0.5	0.5	0.3	0.7	0.5	0.3	1.9	-	-	-	2.3	8.8
<i>Item 31320 Subject A01b</i>	<i>N</i> 2216	1038	1139	1451	229	375	513	858	470	1809	347	1195	449	191	308	42
E10: Over the LAST 12 MONTHS, about how often have you gone to parties?																
1. Not at all—GO TO Q.E12	28.5	29.5	27.6	28.4	31.4	25.1	25.8	30.8	30.1	27.6	33.9	40.2	16.5	19.8	9.6	4.7
2. Once a month or less	30.7	30.2	31.2	30.6	26.7	27.4	29.7	31.6	32.8	32.2	25.0	34.7	29.9	28.5	21.5	16.4
3. 2 or 3 times a month	19.2	15.9	22.4	18.1	26.8	24.7	21.3	17.7	15.2	19.5	17.7	16.4	24.6	21.9	21.1	16.2
4. About once a week	12.1	13.9	10.6	13.2	9.0	11.3	13.9	10.3	14.3	11.6	13.2	6.1	16.2	20.0	22.3	22.5
5. 2 or 3 times a week	7.0	7.3	6.8	7.4	4.3	8.0	8.2	7.1	4.7	7.0	7.5	2.1	10.3	7.0	17.1	30.6
6. Over 3 times a week	2.5	3.3	1.5	2.3	1.8	3.6	1.0	2.6	2.9	2.1	2.8	0.5	2.5	2.8	8.4	9.6
<i>Item 21900 Subject C07</i>	<i>N</i> 2206	1031	1134	1443	228	371	511	857	467	1804	343	1185	454	189	308	39
E11: Now think about the parties you went to in the last 12 months. How often . . .																
E11A: Were people over age 30 present at least some of the time?																
1. Never	41.1	37.2	44.7	40.7	49.2	51.3	48.0	35.5	34.7	41.8	35.0	38.5	49.6	43.2	35.9	31.5
2. Seldom	28.3	28.4	27.8	28.9	23.9	24.8	26.9	28.6	32.5	28.0	31.3	22.1	32.5	31.3	37.9	32.1
3. Sometimes	16.1	17.8	14.6	16.3	16.3	11.0	14.2	19.8	15.8	15.5	19.8	17.3	11.2	17.6	19.3	11.8
4. Most times	7.9	8.0	8.1	8.3	4.4	7.3	6.8	8.8	8.1	7.8	9.1	12.1	3.9	5.9	4.2	4.6
5. Always	6.6	8.6	4.9	5.8	6.3	5.5	4.2	7.3	8.9	6.9	4.8	9.9	2.8	2.0	2.6	20.0
<i>Item 21910 Subject C07, M02</i>	<i>N†</i> 1632	757	846	1061	173	288	390	617	337	1352	236	754	388	155	272	41
E11B: Did someone get high on alcohol?																
1. Never	18.2	21.1	15.5	16.4	24.6	15.9	16.9	15.4	27.0	19.0	14.8	32.2	6.0	7.2	5.3	8.4
2. Seldom	6.2	5.3	7.0	5.3	9.5	6.4	6.9	6.5	4.8	6.4	5.1	10.1	4.5	3.1	0.7	-
3. Sometimes	12.3	12.8	11.8	10.7	20.9	8.3	13.6	14.2	10.9	11.6	15.6	14.7	11.5	10.2	6.8	12.2
4. Most times	22.6	22.8	22.8	24.5	20.3	26.9	22.3	21.5	21.2	22.7	21.4	21.1	27.3	28.1	18.1	16.2
5. Always	40.6	38.0	43.0	43.1	24.6	42.5	40.3	42.4	36.1	40.3	43.1	21.9	50.8	51.4	69.1	63.2
<i>Item 21920 Subject A02b, C07</i>	<i>N†</i> 1630	754	847	1060	175	287	391	616	336	1350	237	750	390	154	273	41
E11C: Did most people get high on alcohol?																
1. Never	20.8	23.7	18.2	19.2	28.7	17.6	18.6	19.2	29.1	22.0	15.2	37.9	7.1	7.9	4.6	1.2
2. Seldom	7.8	8.7	7.2	6.0	15.6	9.5	8.6	8.7	3.9	7.7	8.3	11.1	6.9	2.2	3.2	7.5
3. Sometimes	16.1	16.4	15.4	15.0	23.7	12.4	16.6	17.3	16.2	15.0	21.0	17.4	14.9	19.9	9.5	15.3
4. Most times	26.2	23.8	28.4	29.1	13.7	24.8	28.4	23.5	29.9	26.9	22.0	19.7	35.0	36.3	28.3	16.8
5. Always	29.1	27.4	30.8	30.6	18.3	35.7	27.7	31.3	20.9	28.5	33.5	13.9	36.1	33.7	54.3	59.2
<i>Item 21930 Subject A02b, C07</i>	<i>N†</i> 1621	751	842	1057	172	284	390	613	334	1342	238	745	389	153	273	40
E11D: Did you get high on alcohol?																
1. Never	39.7	39.4	39.2	33.2	64.2	33.1	34.7	41.9	47.2	42.2	26.0	66.9	18.4	22.6	10.6	1.2
2. Seldom	11.1	10.0	12.3	9.5	12.9	8.3	10.2	13.1	10.8	10.3	15.4	9.8	16.0	14.5	5.7	11.1
3. Sometimes	18.1	16.3	20.0	20.2	9.3	18.5	23.4	14.1	19.2	17.5	20.8	11.6	27.6	22.5	18.6	22.5
4. Most times	18.4	18.1	18.8	22.2	9.4	23.9	20.6	16.7	14.0	18.9	15.4	8.4	25.4	29.1	31.5	9.9
5. Always	12.7	16.2	9.8	14.9	4.1	16.3	11.1	14.2	8.8	11.1	22.4	3.2	12.6	11.3	33.6	55.3
<i>Item 21940 Subject A05c, C07</i>	<i>N†</i> 1614	748	837	1051	173	282	387	612	333	1338	235	745	384	154	269	40

†=excludes respondents for whom question was inappropriate.

QUESTIONNAIRE FORM 5 2007	TOTAL	SEX		RACE		REGION				COLLEGE PLANS?		ILLCIT DRUG USE: LIFETIME					
		M	F	White	Black	NE	NC	S	W	Yes	No	None	Mari- juana Only	Few Pills	More Pills	Any Her- oin	
<i>N (Weighted No. of Cases):</i>	2517	1170	1254	1545	279	482	549	957	529	1966	379	1323	530	211	342	50	
<i>% of Weighted Total:</i>	100.0	46.5	49.8	61.4	11.1	19.2	21.8	38.0	21.0	78.1	15.1	52.6	21.1	8.4	13.6	2.0	
E11E: Did you feel pressure to drink alcohol?																	
1. Never	67.7	69.4	66.5	64.9	77.1	71.2	62.1	69.0	68.8	67.9	67.4	72.9	61.7	66.4	65.2	64.6	
2. Seldom	18.2	16.6	19.9	20.7	11.7	18.9	22.4	16.2	16.4	18.3	17.7	14.7	24.4	18.3	20.0	18.2	
3. Sometimes	8.8	8.4	8.8	9.3	7.7	6.9	10.8	8.5	8.7	9.0	7.9	7.9	9.0	9.3	8.5	13.4	
4. Most times	3.2	3.5	3.0	3.4	1.5	1.8	2.9	3.5	4.0	2.7	5.4	2.5	3.4	4.1	3.6	0.9	
5. Always	2.2	2.2	1.7	1.7	2.0	1.2	1.7	2.9	2.2	2.2	1.5	2.0	1.5	1.8	2.7	3.0	
<i>Item 21950 Subject A02b, C07</i>	<i>N†</i>	<i>1623</i>	<i>752</i>	<i>842</i>	<i>1059</i>	<i>171</i>	<i>286</i>	<i>391</i>	<i>613</i>	<i>334</i>	<i>1345</i>	<i>237</i>	<i>751</i>	<i>385</i>	<i>154</i>	<i>272</i>	<i>40</i>
E11F: Did you feel pressure to drink enough to get high?																	
1. Never	74.9	73.6	76.0	71.6	83.2	78.0	70.6	77.0	73.6	75.8	70.3	81.0	67.4	77.9	72.3	62.2	
2. Seldom	12.5	12.4	12.9	14.8	7.9	13.7	15.6	9.6	13.3	12.8	11.9	9.3	19.3	11.2	12.0	18.4	
3. Sometimes	6.7	7.9	5.8	7.6	4.6	3.4	9.4	6.9	6.2	6.4	8.5	5.6	7.7	4.5	7.9	11.3	
4. Most times	3.8	3.7	3.7	4.2	2.2	3.7	3.0	3.4	5.4	3.3	5.8	2.5	3.5	5.6	5.3	-	
5. Always	2.0	2.4	1.6	1.9	2.1	1.3	1.4	3.0	1.6	1.7	3.4	1.6	2.2	0.9	2.5	8.1	
<i>Item 21960 Subject A02b, C07</i>	<i>N†</i>	<i>1616</i>	<i>747</i>	<i>841</i>	<i>1051</i>	<i>170</i>	<i>284</i>	<i>388</i>	<i>614</i>	<i>330</i>	<i>1340</i>	<i>235</i>	<i>744</i>	<i>384</i>	<i>154</i>	<i>273</i>	<i>40</i>
E11G: Did someone get high on marijuana?																	
1. Never	37.1	38.7	35.3	37.8	37.2	29.0	38.9	39.8	36.7	38.8	29.6	64.1	12.9	20.7	12.0	6.2	
2. Seldom	11.5	10.0	13.1	12.1	11.4	9.8	13.0	10.9	12.3	11.4	11.7	11.5	12.2	14.1	7.8	15.0	
3. Sometimes	17.8	17.4	18.0	17.4	18.4	16.0	16.5	19.7	17.7	17.4	21.5	10.9	27.4	16.9	22.2	20.0	
4. Most times	16.3	15.6	17.1	16.5	15.3	22.2	16.2	11.9	19.2	15.5	19.7	8.2	26.6	22.6	20.8	19.0	
5. Always	17.3	18.2	16.4	16.2	17.6	23.1	15.3	17.7	14.1	16.9	17.5	5.4	20.9	25.7	37.2	39.8	
<i>Item 21970 Subject A02b, C07</i>	<i>N†</i>	<i>1618</i>	<i>747</i>	<i>842</i>	<i>1055</i>	<i>171</i>	<i>285</i>	<i>389</i>	<i>610</i>	<i>334</i>	<i>1340</i>	<i>236</i>	<i>747</i>	<i>384</i>	<i>154</i>	<i>270</i>	<i>40</i>
E11H: Did most people get high on marijuana?																	
1. Never	42.4	43.9	41.1	44.9	38.4	30.9	46.3	44.9	42.9	44.3	35.0	69.2	20.9	24.0	16.1	10.8	
2. Seldom	17.5	16.7	18.4	17.7	16.7	20.4	17.4	15.8	18.3	17.9	15.2	13.9	22.1	24.4	18.1	9.8	
3. Sometimes	16.6	17.1	15.9	17.5	13.7	19.7	14.9	17.0	15.3	15.7	22.5	7.9	24.9	19.9	23.6	30.4	
4. Most times	11.6	10.3	13.1	10.6	16.7	13.2	11.1	9.7	14.3	10.9	14.8	5.0	18.0	19.6	15.6	19.4	
5. Always	11.9	12.0	11.5	9.2	14.5	15.8	10.2	12.6	9.1	11.3	12.5	4.0	14.2	12.1	26.6	29.6	
<i>Item 21980 Subject A02b, C07</i>	<i>N†</i>	<i>1614</i>	<i>746</i>	<i>840</i>	<i>1054</i>	<i>171</i>	<i>283</i>	<i>387</i>	<i>610</i>	<i>334</i>	<i>1338</i>	<i>235</i>	<i>744</i>	<i>381</i>	<i>154</i>	<i>273</i>	<i>40</i>
E11I: Did you get high on marijuana?																	
1. Never	70.1	68.3	71.8	68.3	80.9	60.1	74.8	71.9	69.9	72.0	62.2	100.0	51.2	51.0	34.0	18.1	
2. Seldom	9.9	8.9	10.8	10.6	6.3	11.0	9.0	8.2	12.8	9.6	11.9	-	20.7	21.3	14.4	19.9	
3. Sometimes	7.7	7.6	7.8	8.0	4.2	13.1	5.0	8.0	5.8	7.2	9.8	-	15.0	13.5	13.9	13.5	
4. Most times	4.6	5.0	4.4	5.1	4.1	5.0	4.5	4.5	4.8	4.5	5.1	-	6.7	5.9	12.4	12.6	
5. Always	7.7	10.2	5.3	8.0	4.4	10.8	6.7	7.4	6.6	6.9	11.0	-	6.4	8.3	25.4	35.9	
<i>Item 21990 Subject A05c, C07</i>	<i>N†</i>	<i>1615</i>	<i>746</i>	<i>841</i>	<i>1055</i>	<i>170</i>	<i>286</i>	<i>387</i>	<i>609</i>	<i>334</i>	<i>1342</i>	<i>234</i>	<i>745</i>	<i>383</i>	<i>153</i>	<i>272</i>	<i>40</i>
E11J: Did you feel pressure to use marijuana?																	
1. Never	86.2	85.4	87.4	87.7	81.5	87.6	86.5	85.0	86.6	87.1	82.1	93.1	80.4	82.3	81.1	76.2	
2. Seldom	6.4	6.7	5.9	5.7	8.0	6.6	5.9	7.1	5.3	6.3	4.8	2.8	10.3	9.0	9.5	0.9	
3. Sometimes	4.3	4.1	4.1	4.1	5.7	5.2	4.6	4.3	3.3	3.8	7.5	2.0	6.0	5.9	5.1	10.3	
4. Most times	1.7	2.1	1.4	1.5	2.2	0.2	1.9	1.5	3.2	1.4	3.6	1.2	2.4	1.7	1.6	4.3	
5. Always	1.5	1.7	1.1	1.0	2.6	0.3	1.1	2.1	1.6	1.4	1.9	0.8	1.0	1.0	2.7	8.3	
<i>Item 22000 Subject A02b, C07</i>	<i>N†</i>	<i>1613</i>	<i>743</i>	<i>842</i>	<i>1051</i>	<i>171</i>	<i>285</i>	<i>388</i>	<i>608</i>	<i>333</i>	<i>1339</i>	<i>234</i>	<i>746</i>	<i>386</i>	<i>154</i>	<i>267</i>	<i>39</i>
E11K: Did someone get high on other drugs?																	
1. Never	62.4	62.4	62.8	61.9	73.6	57.8	67.6	62.6	60.0	63.3	58.0	77.5	59.6	55.6	34.9	29.3	
2. Seldom	14.0	13.2	14.7	15.0	8.5	19.0	12.9	13.1	12.7	13.8	13.6	8.7	20.0	20.0	17.9	3.4	
3. Sometimes	13.4	13.7	12.9	13.5	9.2	12.6	10.8	12.7	18.7	12.8	17.0	7.1	13.1	15.0	27.6	27.4	
4. Most times	5.7	6.3	5.2	6.4	2.9	4.6	5.8	6.3	5.6	5.7	5.6	4.2	4.2	4.8	11.3	15.6	
5. Always	4.4	4.4	4.4	3.2	5.8	6.1	2.9	5.4	3.1	4.3	5.9	2.5	3.1	4.5	8.3	24.4	
<i>Item 22010 Subject A02b, C07</i>	<i>N†</i>	<i>1613</i>	<i>745</i>	<i>841</i>	<i>1051</i>	<i>171</i>	<i>285</i>	<i>389</i>	<i>607</i>	<i>333</i>	<i>1341</i>	<i>232</i>	<i>742</i>	<i>386</i>	<i>154</i>	<i>270</i>	<i>39</i>

†=excludes respondents for whom question was inappropriate.

QUESTIONNAIRE FORM 5 2007	TOTAL	SEX		RACE		REGION				COLLEGE PLANS?		ILLICIT DRUG USE: LIFETIME					
		M	F	White	Black	NE	NC	S	W	Yes	No	None	Mari- juana Only	Few Pills	More Pills	Any Her- oin	
<i>N (Weighted No. of Cases):</i>	2517	1170	1254	1545	279	482	549	957	529	1966	379	1323	530	211	342	50	
<i>% of Weighted Total:</i>	100.0	46.5	49.8	61.4	11.1	19.2	21.8	38.0	21.0	78.1	15.1	52.6	21.1	8.4	13.6	2.0	
E11L: Did most people get high on other drugs?																	
1. Never	68.1	69.0	68.0	69.8	75.2	66.5	72.1	68.5	64.0	69.5	60.8	80.2	69.2	63.9	43.9	23.1	
2. Seldom	16.4	16.4	16.1	16.5	8.5	18.1	15.9	14.3	19.2	15.6	19.5	9.6	19.1	23.0	27.1	19.2	
3. Sometimes	9.2	7.8	10.1	8.8	8.3	9.0	7.6	8.9	11.8	9.0	11.3	5.7	7.8	10.0	17.3	26.7	
4. Most times	3.2	3.6	2.8	3.1	3.1	3.0	2.4	3.9	3.3	3.0	3.5	2.2	1.8	1.2	6.5	17.4	
5. Always	3.1	3.2	2.9	1.8	4.9	3.4	2.0	4.4	1.8	2.9	4.9	2.3	2.1	1.9	5.2	13.7	
<i>Item 22020 Subject A02b, C07</i>	<i>N†</i>	<i>1612</i>	<i>742</i>	<i>842</i>	<i>1050</i>	<i>171</i>	<i>285</i>	<i>388</i>	<i>608</i>	<i>331</i>	<i>1338</i>	<i>235</i>	<i>745</i>	<i>383</i>	<i>154</i>	<i>269</i>	<i>39</i>
E11M: Did you get high on other drugs?																	
1. Never	90.6	88.5	92.6	89.9	96.5	90.8	92.3	90.5	88.7	91.5	87.4	100.0	100.0	92.0	62.0	29.4	
2. Seldom	3.8	5.2	2.7	4.2	1.6	5.5	3.5	2.4	5.2	3.8	3.3	-	-	5.3	17.1	15.2	
3. Sometimes	3.3	3.3	3.0	3.8	0.6	2.6	3.4	3.6	3.0	2.9	4.2	-	-	2.2	11.0	37.4	
4. Most times	1.4	1.7	1.2	1.3	0.5	0.8	0.2	1.9	2.3	1.1	3.0	-	-	-	7.3	5.3	
5. Always	0.9	1.3	0.5	0.8	0.7	0.3	0.6	1.5	0.9	0.7	2.1	-	-	0.5	2.7	12.8	
<i>Item 22030 Subject A05c, C07</i>	<i>N†</i>	<i>1614</i>	<i>744</i>	<i>842</i>	<i>1052</i>	<i>171</i>	<i>285</i>	<i>389</i>	<i>609</i>	<i>333</i>	<i>1340</i>	<i>235</i>	<i>745</i>	<i>386</i>	<i>154</i>	<i>269</i>	<i>39</i>
E11N: Did you feel pressure to use other drugs?																	
1. Never	92.7	92.4	93.6	93.9	92.7	95.4	94.1	91.0	92.1	93.1	91.1	95.2	94.4	94.9	87.6	78.8	
2. Seldom	2.9	3.1	2.8	2.7	1.0	3.0	2.4	2.7	3.7	3.3	0.5	1.8	3.4	2.2	5.7	4.1	
3. Sometimes	2.5	2.9	1.8	2.1	3.6	0.7	2.1	3.8	2.3	2.1	4.8	1.8	1.5	1.3	5.0	7.1	
4. Most times	1.0	0.7	1.1	0.7	1.3	0.1	0.7	1.3	1.9	0.8	2.2	0.8	0.5	1.1	1.5	4.3	
5. Always	0.8	0.9	0.8	0.6	1.3	0.8	0.8	1.3	-	0.7	1.5	0.3	0.3	0.5	0.1	5.8	
<i>Item 22040 Subject A02b, C07</i>	<i>N†</i>	<i>1609</i>	<i>741</i>	<i>839</i>	<i>1051</i>	<i>169</i>	<i>283</i>	<i>386</i>	<i>608</i>	<i>333</i>	<i>1337</i>	<i>235</i>	<i>741</i>	<i>385</i>	<i>154</i>	<i>268</i>	<i>39</i>
E12: Now think about how you would LIKE parties to be. At the parties you go to, how often . . .																	
E12A: Would you like people over age 30 to be present at least some of the time?																	
1. Never	49.2	47.9	50.6	48.4	57.2	54.1	55.5	47.4	41.6	50.0	44.3	43.1	63.8	48.1	50.7	51.8	
2. Seldom	23.5	25.7	21.7	24.6	21.6	20.8	20.3	23.2	29.5	23.1	26.5	24.9	19.0	22.7	27.4	13.5	
3. Sometimes	16.6	15.8	17.0	16.2	12.3	15.2	15.0	17.7	17.7	16.5	18.3	18.3	10.7	17.4	17.8	20.1	
4. Most times	5.9	5.6	6.2	6.7	5.0	3.8	5.6	6.4	7.1	6.0	4.6	7.8	2.8	8.7	1.5	6.9	
5. Always	4.8	4.9	4.5	4.1	3.9	6.1	3.7	5.3	4.0	4.5	6.3	6.0	3.8	3.2	2.5	7.7	
<i>Item 22050 Subject C08, M02</i>	<i>N</i>	<i>2179</i>	<i>1011</i>	<i>1123</i>	<i>1431</i>	<i>223</i>	<i>366</i>	<i>506</i>	<i>845</i>	<i>463</i>	<i>1787</i>	<i>337</i>	<i>1177</i>	<i>444</i>	<i>186</i>	<i>301</i>	<i>41</i>
E12B: Would you like to get high on alcohol?																	
1. Never	48.0	48.1	47.1	42.5	66.4	41.7	43.4	50.9	52.5	49.2	41.1	69.4	24.7	25.3	16.1	16.3	
2. Seldom	11.9	10.2	13.5	11.5	13.8	7.8	11.3	13.2	13.4	11.4	12.9	11.3	14.5	16.2	7.6	5.5	
3. Sometimes	16.8	14.1	19.0	17.4	9.9	17.5	18.0	15.1	17.8	16.5	19.6	10.2	28.0	26.3	20.3	17.1	
4. Most times	12.9	14.0	12.3	16.0	7.2	17.3	17.5	10.2	9.3	12.9	12.9	6.5	18.6	18.4	27.1	14.5	
5. Always	10.5	13.5	8.0	12.6	2.6	15.7	9.8	10.7	6.8	10.0	13.6	2.7	14.2	13.8	28.9	46.6	
<i>Item 22060 Subject A05c, C08</i>	<i>N</i>	<i>2170</i>	<i>1005</i>	<i>1122</i>	<i>1426</i>	<i>223</i>	<i>364</i>	<i>503</i>	<i>842</i>	<i>461</i>	<i>1781</i>	<i>335</i>	<i>1172</i>	<i>442</i>	<i>185</i>	<i>300</i>	<i>41</i>
E12C: Would you like other people to get high on alcohol?																	
1. Never	45.1	43.2	46.0	39.9	64.7	37.0	41.1	49.1	48.5	46.3	38.0	64.3	22.8	24.4	18.0	21.9	
2. Seldom	13.0	12.8	13.6	12.1	15.3	12.4	13.0	13.4	12.9	12.5	14.6	13.6	15.1	15.6	7.2	1.5	
3. Sometimes	18.6	15.6	21.2	20.0	11.2	17.7	18.8	16.5	23.0	18.3	22.4	12.7	28.3	26.7	22.0	22.7	
4. Most times	13.4	15.1	12.2	16.5	4.7	16.0	17.8	11.8	9.4	13.6	12.5	6.0	20.4	21.6	26.7	21.3	
5. Always	9.9	13.3	7.0	11.5	4.2	16.9	9.3	9.3	6.3	9.3	12.6	3.4	13.4	11.9	26.1	32.6	
<i>Item 22070 Subject A11d, C08</i>	<i>N</i>	<i>2164</i>	<i>1002</i>	<i>1118</i>	<i>1422</i>	<i>221</i>	<i>364</i>	<i>500</i>	<i>839</i>	<i>461</i>	<i>1776</i>	<i>334</i>	<i>1166</i>	<i>441</i>	<i>185</i>	<i>300</i>	<i>41</i>
E12D: Would you like to use marijuana?																	
1. Never	74.6	71.3	77.8	72.8	80.7	67.6	75.4	76.3	75.9	75.6	70.0	96.2	55.4	55.2	36.6	33.7	
2. Seldom	8.1	8.7	7.7	8.7	6.9	9.2	8.5	7.1	8.9	7.7	11.3	1.8	17.8	15.3	13.8	11.7	
3. Sometimes	7.9	7.8	7.5	7.9	6.3	9.4	6.4	8.2	7.7	8.0	7.2	1.4	15.1	16.3	16.6	11.0	
4. Most times	3.2	3.6	2.8	3.4	2.9	4.7	3.7	2.7	2.4	3.1	2.8	0.2	5.0	5.5	8.9	13.1	
5. Always	6.2	8.6	4.2	7.3	3.1	9.1	6.0	5.8	5.0	5.5	8.6	0.4	6.7	7.8	24.1	30.4	
<i>Item 22080 Subject A05c, C08</i>	<i>N</i>	<i>2165</i>	<i>1000</i>	<i>1120</i>	<i>1425</i>	<i>219</i>	<i>364</i>	<i>502</i>	<i>837</i>	<i>461</i>	<i>1775</i>	<i>336</i>	<i>1169</i>	<i>441</i>	<i>184</i>	<i>300</i>	<i>40</i>

†=excludes respondents for whom question was inappropriate.

QUESTIONNAIRE FORM 5 2007	TOTAL	SEX		RACE		REGION				COLLEGE PLANS?		ILLICIT DRUG USE: LIFETIME					
		M	F	White	Black	NE	NC	S	W	Yes	No	None	Mari- juana Only	Few Pills	More Pills	Any Her- oin	
<i>N (Weighted No. of Cases):</i>	2517	1170	1254	1545	279	482	549	957	529	1966	379	1323	530	211	342	50	
<i>% of Weighted Total:</i>	100.0	46.5	49.8	61.4	11.1	19.2	21.8	38.0	21.0	78.1	15.1	52.6	21.1	8.4	13.6	2.0	
E12E: Would you like other people to use marijuana?																	
1. Never	70.2	65.8	74.2	68.8	76.9	62.6	72.0	73.0	69.3	71.3	65.4	91.4	51.3	49.5	34.1	25.8	
2. Seldom	10.7	11.8	10.0	11.1	9.6	11.2	11.0	9.0	13.2	10.5	13.6	4.8	20.0	19.6	14.7	15.5	
3. Sometimes	9.6	9.9	8.9	10.2	5.7	11.9	6.9	10.0	9.9	9.5	9.6	2.6	16.8	19.0	19.4	18.7	
4. Most times	4.1	5.1	3.3	4.1	3.8	6.1	4.1	3.5	3.6	3.9	4.0	0.3	6.1	6.4	10.8	24.6	
5. Always	5.4	7.4	3.7	5.8	4.0	8.2	6.0	4.5	4.1	4.8	7.4	0.9	5.8	5.5	21.0	15.4	
<i>Item 22090 Subject A11d, C08</i>	<i>N</i>	<i>2162</i>	<i>1002</i>	<i>1116</i>	<i>1422</i>	<i>220</i>	<i>364</i>	<i>501</i>	<i>836</i>	<i>460</i>	<i>1772</i>	<i>336</i>	<i>1167</i>	<i>440</i>	<i>185</i>	<i>299</i>	<i>40</i>
E12F: Would you like to use other drugs?																	
1. Never	89.7	87.4	92.2	88.9	94.2	89.7	90.7	89.3	89.4	90.5	87.2	98.2	94.8	87.6	58.4	41.9	
2. Seldom	4.1	5.2	2.8	4.2	2.1	5.2	2.9	3.8	5.0	3.8	4.9	0.7	2.3	7.1	15.7	12.9	
3. Sometimes	3.8	4.0	3.4	3.8	3.2	2.5	2.8	5.1	3.3	3.5	4.3	0.9	1.8	4.3	15.0	23.7	
4. Most times	1.1	1.1	1.1	1.4	-	0.6	2.3	0.6	1.2	1.0	1.2	0.1	0.3	0.5	5.6	8.1	
5. Always	1.3	2.3	0.5	1.7	0.5	1.9	1.3	1.2	1.1	1.1	2.4	0.1	0.9	0.4	5.2	13.4	
<i>Item 22100 Subject A05c, C08</i>	<i>N</i>	<i>2166</i>	<i>1004</i>	<i>1118</i>	<i>1427</i>	<i>221</i>	<i>362</i>	<i>502</i>	<i>840</i>	<i>461</i>	<i>1777</i>	<i>336</i>	<i>1170</i>	<i>442</i>	<i>185</i>	<i>299</i>	<i>41</i>
E12G: Would you like other people to use other drugs?																	
1. Never	87.7	85.0	90.6	86.9	91.5	88.6	88.7	87.2	86.9	88.7	84.3	96.0	92.0	84.4	56.5	50.3	
2. Seldom	5.1	6.4	3.8	5.4	4.0	3.5	4.6	5.5	6.0	4.9	5.9	1.9	4.5	9.3	15.5	8.7	
3. Sometimes	4.2	4.6	3.4	4.5	2.9	3.7	3.0	5.1	4.1	3.9	5.1	1.1	1.8	4.3	17.3	20.6	
4. Most times	1.2	1.5	1.0	1.3	1.1	0.8	1.8	0.5	2.3	0.9	1.9	0.4	0.7	0.8	4.1	7.9	
5. Always	1.8	2.5	1.2	1.9	0.5	3.5	1.8	1.7	0.7	1.7	2.8	0.5	1.0	1.1	6.6	12.5	
<i>Item 22110 Subject A11d, C08</i>	<i>N</i>	<i>2165</i>	<i>1004</i>	<i>1117</i>	<i>1423</i>	<i>221</i>	<i>364</i>	<i>501</i>	<i>839</i>	<i>461</i>	<i>1778</i>	<i>333</i>	<i>1171</i>	<i>442</i>	<i>184</i>	<i>297</i>	<i>41</i>
E13: In which competitive sports (if any) did you participate during the LAST 12 MONTHS? Include school, community, and other organized sports. (Mark all that apply.)																	
A. None	29.3	19.7	38.7	28.1	31.3	26.8	30.5	31.3	26.5	27.3	39.9	29.9	25.1	32.7	30.0	33.1	
B. Baseball/Softball	14.5	17.1	11.8	15.8	7.6	17.8	15.1	14.2	11.7	14.9	12.8	13.3	14.2	16.8	17.1	27.8	
C. Basketball	21.4	30.9	12.5	19.5	35.7	20.1	23.0	20.6	22.4	22.0	18.9	20.7	23.9	24.6	18.9	23.8	
D. Cross country	4.5	6.1	3.0	4.5	3.7	4.9	5.5	4.2	3.4	4.5	4.4	5.4	4.0	2.5	2.4	1.3	
E. Field hockey	1.1	0.5	1.7	1.0	1.1	3.4	0.5	1.0	0.2	1.2	0.6	0.9	1.8	0.5	1.4	-	
F. Football	17.1	32.3	2.4	16.3	21.5	17.4	15.2	18.2	16.9	16.0	21.1	16.3	19.4	12.4	16.2	34.2	
G. Gymnastics	3.3	2.2	4.3	3.2	3.2	4.6	2.5	3.0	3.4	3.5	2.7	3.1	2.8	4.9	4.0	-	
H. Ice hockey	1.9	3.5	0.4	2.1	0.4	6.2	2.1	0.5	0.9	2.0	1.7	1.3	2.7	2.0	2.9	1.5	
I. Lacrosse	3.4	4.1	2.8	4.1	2.1	7.6	2.9	3.2	1.1	3.4	2.9	2.7	2.4	4.4	7.7	2.8	
J. Swimming/Diving	8.3	7.5	9.0	8.0	2.0	10.3	6.5	7.8	9.7	8.4	7.5	9.0	7.7	6.0	7.9	7.1	
K. Soccer	11.5	14.3	9.0	11.8	2.5	14.2	9.2	9.9	14.8	12.1	8.7	13.0	10.0	13.1	6.9	10.0	
L. Tennis	6.3	7.6	5.1	6.7	2.0	8.7	3.8	5.7	8.1	7.0	2.8	6.6	6.5	5.1	5.3	6.3	
M. Track & Field	13.6	16.1	11.2	12.4	25.7	14.9	16.3	11.3	13.5	14.6	9.4	14.7	14.2	11.9	9.3	11.7	
N. Volleyball	9.6	5.6	13.2	9.2	6.6	10.4	9.0	7.9	12.7	9.8	8.4	9.9	9.2	10.6	8.7	6.8	
O. Weight lifting	13.9	23.8	4.7	14.8	10.9	14.2	13.5	12.4	17.1	14.1	14.2	13.5	12.4	16.0	14.7	24.9	
P. Wrestling	4.2	8.5	0.2	4.0	1.5	4.1	5.0	2.5	6.4	3.7	6.6	3.7	4.0	5.1	4.4	11.1	
Q. Other	27.1	27.8	26.8	29.9	15.1	27.4	25.6	27.2	28.4	28.5	22.0	28.2	25.7	25.7	27.1	24.4	
<i>Item 31500-31660 Subject B01</i>	<i>N</i>	<i>2147</i>	<i>1008</i>	<i>1095</i>	<i>1400</i>	<i>223</i>	<i>364</i>	<i>500</i>	<i>835</i>	<i>447</i>	<i>1755</i>	<i>335</i>	<i>1173</i>	<i>439</i>	<i>175</i>	<i>285</i>	<i>42</i>

QUESTIONNAIRE FORM 6 2007	TOTAL	SEX		RACE		REGION				COLLEGE PLANS?		ILLICIT DRUG USE: LIFETIME				
		M	F	White	Black	NE	NC	S	W	Yes	No	None	Mari- juana Only	Few Pills	More Pills	Any Her- oin
<i>N (Weighted No. of Cases):</i>	2516	1118	1260	1557	288	484	550	949	533	1927	429	1329	512	213	342	43
<i>% of Weighted Total:</i>	100.0	44.4	50.1	61.9	11.4	19.2	21.8	37.7	21.2	76.6	17.0	52.8	20.4	8.5	13.6	1.7
A01: How satisfied are you with your life as a whole these days?																
1. Completely dissatisfied	1.0	1.3	0.5	0.9	0.9	1.1	1.4	0.7	1.2	0.8	1.7	1.1	1.1	0.7	0.4	-
2. Quite dissatisfied	4.6	4.4	4.7	4.6	3.1	3.7	2.8	5.2	6.0	4.9	4.0	3.3	5.1	5.4	7.7	13.6
3. Somewhat dissatisfied	5.1	5.3	4.6	4.0	6.6	4.6	7.1	4.9	3.8	4.5	7.1	4.6	4.3	3.2	6.5	15.7
4. Neither, or mixed feelings	9.0	9.0	8.5	8.7	9.4	10.5	11.2	7.5	8.1	7.3	13.8	7.7	8.6	10.5	13.7	8.9
5. Somewhat satisfied	21.1	18.0	24.2	20.1	24.2	25.4	17.9	20.0	22.5	21.3	22.1	19.5	19.5	28.3	25.1	28.7
6. Quite satisfied	43.4	44.6	43.9	46.4	38.6	42.2	46.0	41.5	45.1	46.0	33.2	46.2	47.3	41.9	34.3	20.9
7. Completely satisfied	15.8	17.5	13.6	15.3	17.1	12.6	13.6	20.1	13.2	15.3	18.2	17.7	14.1	10.2	12.3	12.2
<i>Item 6840 Subject P01, Q01</i>	<i>N</i> 2442	1083	1237	1529	276	465	531	924	522	1875	420	1292	500	210	338	43
A02: The next questions ask about the kinds of things you might do. How often do you do each of the following?																
A02A: Watch TV																
1. Never	1.0	0.8	0.7	0.9	0.3	0.5	1.4	1.3	0.3	0.7	1.7	0.8	0.7	-	2.0	4.1
2. A few times a year	1.7	1.5	1.8	1.5	0.5	1.2	1.4	1.3	2.9	2.0	0.4	2.1	0.8	1.1	1.3	-
3. Once or twice a month	5.0	5.1	5.2	5.9	2.3	5.4	5.1	4.1	6.1	5.0	5.6	5.7	3.1	4.4	6.4	3.3
4. At least once a week	29.8	27.2	31.9	31.7	21.7	23.9	27.9	29.3	37.9	29.7	29.9	28.3	27.8	34.1	34.4	38.6
5. Almost every day	62.6	65.3	60.5	59.9	75.2	69.0	64.1	64.0	52.7	62.6	62.4	63.2	67.7	60.4	55.9	54.0
<i>Item 5820 Subject C07</i>	<i>N</i> 2503	1117	1258	1556	285	478	548	943	533	1923	428	1326	512	213	341	43
A02B: Go to movies																
1. Never	1.9	1.4	1.9	1.5	2.4	3.4	2.4	1.6	0.6	1.4	4.9	1.9	1.5	0.9	2.2	6.9
2. A few times a year	34.3	35.1	34.0	35.7	35.3	37.1	33.9	35.4	30.2	32.8	40.7	34.7	30.6	34.0	36.5	44.3
3. Once or twice a month	55.1	53.4	56.6	55.9	50.6	51.4	54.9	53.9	61.0	56.9	47.0	54.7	58.0	54.4	54.7	43.6
4. At least once a week	8.0	9.4	6.9	6.4	10.3	7.1	8.6	8.5	7.1	8.3	6.7	7.9	9.4	10.7	5.4	5.3
5. Almost every day	0.7	0.7	0.6	0.5	1.4	0.9	0.3	0.7	1.0	0.6	0.7	0.8	0.4	-	1.1	-
<i>Item 5830 Subject C07</i>	<i>N</i> 2498	1113	1257	1553	286	477	548	940	533	1920	426	1323	512	213	340	43
A02C: Go to music concerts																
1. Never	37.7	38.7	35.9	32.6	46.6	40.3	36.0	36.9	38.5	35.0	46.7	42.9	34.9	32.1	25.4	25.9
2. A few times a year	53.5	51.1	56.8	58.5	49.0	49.8	55.4	54.2	53.8	56.6	43.1	50.5	55.1	56.6	64.8	48.6
3. Once or twice a month	6.8	8.1	5.6	7.0	3.3	6.9	7.2	6.7	6.4	6.8	7.1	4.8	7.9	10.4	7.6	20.6
4. At least once a week	1.4	1.7	1.3	1.7	0.3	1.7	0.8	1.6	1.4	1.4	1.9	1.4	1.4	0.9	1.4	3.1
5. Almost every day	0.6	0.5	0.3	0.2	0.9	1.3	0.6	0.7	-	0.3	1.2	0.4	0.7	-	0.9	1.9
<i>Item 5846 Subject C07</i>	<i>N</i> 2495	1116	1252	1551	286	474	548	942	532	1917	429	1322	512	212	341	43
A02D: Ride around in a car (or motorcycle) just for fun																
1. Never	11.5	9.9	13.2	10.3	14.4	10.7	8.4	12.8	13.0	12.1	9.4	15.3	7.0	8.6	6.1	12.0
2. A few times a year	11.7	11.9	11.6	11.9	6.3	12.2	12.6	10.3	12.6	12.6	8.2	15.0	10.1	8.3	5.8	-
3. Once or twice a month	15.7	15.8	15.9	16.7	15.9	16.6	18.2	15.4	13.0	16.7	13.1	17.2	14.5	15.2	14.1	15.3
4. At least once a week	27.5	26.7	28.5	28.4	24.8	24.8	28.6	26.6	30.4	27.7	27.4	27.1	27.9	28.3	28.5	21.1
5. Almost every day	33.6	35.7	30.9	32.7	38.7	35.7	32.2	34.9	31.0	30.8	41.9	25.4	40.4	39.7	45.4	51.6
<i>Item 5850 Subject C07</i>	<i>N</i> 2503	1117	1257	1557	286	478	548	943	533	1923	429	1328	511	213	341	43
A02E: Participate in community affairs or volunteer work																
1. Never	25.0	29.5	19.9	21.4	28.8	26.3	25.5	25.2	23.1	19.8	43.1	19.2	30.9	25.0	33.3	37.5
2. A few times a year	40.7	40.7	41.1	42.8	39.5	43.1	40.9	41.5	36.9	42.6	36.8	39.7	40.7	47.1	42.4	40.3
3. Once or twice a month	22.3	19.8	25.7	24.3	20.6	18.9	19.7	22.1	28.1	25.0	12.4	26.4	19.2	22.9	13.8	16.9
4. At least once a week	8.8	7.2	10.1	9.3	4.1	8.7	10.1	8.5	8.0	9.3	5.2	10.6	8.0	4.1	6.6	5.4
5. Almost every day	3.3	2.9	3.2	2.2	7.0	3.0	3.7	2.7	4.0	3.3	2.5	4.2	1.1	0.9	4.0	-
<i>Item 5860 Subject C07, O02</i>	<i>N</i> 2501	1115	1257	1554	286	477	548	943	533	1920	429	1324	512	213	341	43
A02F: Actively participate in sports, athletics or exercising																
1. Never	10.2	8.3	11.7	10.1	11.3	9.2	11.7	11.9	6.6	7.7	20.3	9.4	9.8	9.6	13.6	16.4
2. A few times a year	11.2	7.8	14.1	9.6	14.1	10.9	10.1	11.7	11.7	11.1	12.5	12.1	11.1	7.3	8.2	19.8
3. Once or twice a month	13.1	11.0	15.3	12.0	15.5	11.6	9.6	15.1	14.2	13.1	13.3	13.4	12.0	16.5	12.8	10.5
4. At least once a week	23.8	23.0	25.0	25.6	19.1	23.2	22.8	22.9	27.0	24.2	23.8	24.2	24.2	26.7	21.0	20.9
5. Almost every day	41.7	49.9	33.9	42.8	40.0	45.1	45.7	38.3	40.6	44.0	30.1	40.9	42.8	39.9	44.3	32.3
<i>Item 5890 Subject C07, T02</i>	<i>N</i> 2499	1116	1255	1554	285	478	545	943	533	1920	428	1326	512	213	339	43

QUESTIONNAIRE FORM 6 2007	TOTAL	SEX		RACE		REGION				COLLEGE PLANS?		ILLICIT DRUG USE: LIFETIME					
		M	F	White	Black	NE	NC	S	W	Yes	No	None	Mari- juana Only	Few Pills	More Pills	Any Her- oin	
<i>N (Weighted No. of Cases):</i>	2516	1118	1260	1557	288	484	550	949	533	1927	429	1329	512	213	342	43	
<i>% of Weighted Total:</i>	100.0	44.4	50.1	61.9	11.4	19.2	21.8	37.7	21.2	76.6	17.0	52.8	20.4	8.5	13.6	1.7	
A02G: Get together with friends informally																	
1. Never	1.6	1.2	1.5	1.0	0.7	1.6	1.4	1.8	1.3	0.9	4.5	2.0	1.1	0.6	0.9	4.1	
2. A few times a year	3.5	2.8	3.9	2.9	4.6	3.1	4.5	3.5	2.8	3.0	4.7	4.3	2.5	1.5	2.4	-	
3. Once or twice a month	11.6	8.6	14.2	9.2	16.4	11.4	10.4	12.9	10.7	10.9	13.7	14.3	8.7	10.5	5.6	7.5	
4. At least once a week	40.4	38.4	43.1	41.7	32.9	37.7	43.8	41.4	37.5	41.7	38.3	43.9	39.0	39.4	33.3	25.2	
5. Almost every day	43.0	49.0	37.4	45.3	45.4	46.3	40.0	40.4	47.7	43.4	38.7	35.5	48.6	47.9	57.8	63.1	
<i>Item 5920 Subject C07, M04</i>	<i>N</i>	<i>2490</i>	<i>1113</i>	<i>1253</i>	<i>1555</i>	<i>283</i>	<i>474</i>	<i>546</i>	<i>939</i>	<i>531</i>	<i>1916</i>	<i>426</i>	<i>1323</i>	<i>507</i>	<i>213</i>	<i>340</i>	<i>43</i>
A02H: Go to a shopping mall																	
1. Never	3.1	5.3	1.1	3.4	1.3	1.8	3.6	3.1	3.7	2.5	5.4	3.2	2.3	2.7	3.9	4.1	
2. A few times a year	19.6	24.5	14.9	22.5	7.3	17.2	19.3	19.9	21.6	19.1	22.7	21.3	15.7	19.1	19.1	15.6	
3. Once or twice a month	55.5	54.6	57.2	58.0	51.4	55.1	55.9	53.9	58.1	56.6	52.9	54.2	58.4	60.4	55.8	60.7	
4. At least once a week	18.9	13.6	23.5	14.4	32.2	22.4	19.4	19.6	14.1	19.5	14.8	18.3	20.9	16.9	18.3	13.0	
5. Almost every day	2.9	1.9	3.3	1.7	7.7	3.4	1.9	3.4	2.5	2.3	4.1	3.0	2.7	0.9	2.9	6.6	
<i>Item 5935 Subject C07</i>	<i>N</i>	<i>2502</i>	<i>1116</i>	<i>1258</i>	<i>1557</i>	<i>285</i>	<i>479</i>	<i>547</i>	<i>944</i>	<i>533</i>	<i>1921</i>	<i>429</i>	<i>1328</i>	<i>511</i>	<i>213</i>	<i>341</i>	<i>42</i>
A02I: Spend at least an hour of leisure time alone																	
1. Never	5.6	5.1	5.2	4.4	6.3	3.7	4.2	8.1	4.3	4.6	9.3	4.4	7.1	5.8	6.4	3.3	
2. A few times a year	6.0	6.1	6.1	6.2	3.9	5.2	6.0	7.0	5.1	5.6	8.5	6.5	4.7	5.0	7.2	3.6	
3. Once or twice a month	12.0	10.8	13.0	12.7	9.5	13.0	13.8	11.2	10.7	11.2	14.7	13.0	9.2	11.4	10.4	35.3	
4. At least once a week	33.5	32.6	34.7	34.4	31.0	34.2	35.7	30.3	36.3	34.1	29.6	34.1	35.8	25.9	32.5	15.7	
5. Almost every day	42.9	45.4	41.0	42.2	49.4	43.9	40.4	43.4	43.5	44.5	37.9	42.0	43.2	51.9	43.4	42.1	
<i>Item 5940 Subject C07</i>	<i>N</i>	<i>2492</i>	<i>1113</i>	<i>1251</i>	<i>1557</i>	<i>283</i>	<i>474</i>	<i>547</i>	<i>939</i>	<i>532</i>	<i>1915</i>	<i>429</i>	<i>1322</i>	<i>509</i>	<i>213</i>	<i>340</i>	<i>41</i>
A02J: Read magazines																	
1. Never	12.1	15.5	8.4	11.2	13.2	8.7	10.5	14.7	12.2	11.0	13.9	11.0	11.0	11.6	16.0	2.7	
2. A few times a year	17.8	20.5	15.2	16.8	20.2	17.3	17.1	17.0	20.1	16.9	19.2	18.3	18.3	13.3	16.7	17.5	
3. Once or twice a month	36.8	33.3	40.3	39.4	29.2	36.8	37.5	35.2	39.0	38.3	33.3	38.3	37.7	37.9	31.3	32.2	
4. At least once a week	26.7	23.8	29.5	26.5	28.5	28.0	28.1	26.3	24.7	27.3	26.8	25.7	26.7	31.8	27.5	39.9	
5. Almost every day	6.7	6.8	6.6	6.1	8.9	9.3	6.8	6.8	4.0	6.5	6.8	6.7	6.3	5.4	8.5	7.8	
<i>Item 23070 Subject C07</i>	<i>N</i>	<i>2502</i>	<i>1117</i>	<i>1257</i>	<i>1555</i>	<i>286</i>	<i>478</i>	<i>547</i>	<i>943</i>	<i>533</i>	<i>1922</i>	<i>428</i>	<i>1326</i>	<i>512</i>	<i>213</i>	<i>341</i>	<i>43</i>
A02K: Read newspapers																	
1. Never	15.7	14.7	16.4	14.8	17.5	11.6	12.2	19.6	15.9	14.0	21.8	15.1	16.5	11.4	18.4	8.2	
2. A few times a year	19.1	18.4	20.3	20.0	12.7	19.1	17.4	18.9	21.4	19.8	18.0	19.3	18.7	18.8	20.5	16.2	
3. Once or twice a month	26.5	24.2	27.3	27.3	26.8	22.5	23.3	27.9	31.0	26.6	24.9	27.7	25.2	24.0	26.3	32.2	
4. At least once a week	26.2	27.9	25.6	25.9	29.8	32.4	30.8	23.2	21.4	26.4	26.1	25.7	27.5	32.0	22.6	31.9	
5. Almost every day	12.5	14.8	10.5	12.0	13.2	14.4	16.3	10.4	10.4	13.2	9.2	12.2	12.1	13.8	12.2	11.6	
<i>Item 23080 Subject C07</i>	<i>N</i>	<i>2497</i>	<i>1116</i>	<i>1254</i>	<i>1556</i>	<i>283</i>	<i>476</i>	<i>544</i>	<i>944</i>	<i>533</i>	<i>1917</i>	<i>429</i>	<i>1325</i>	<i>509</i>	<i>213</i>	<i>340</i>	<i>43</i>
A02L: Go to taverns, bars or nightclubs																	
1. Never	58.3	56.7	61.2	61.5	50.2	57.5	54.7	55.4	67.6	61.5	51.2	70.7	51.9	43.6	37.8	28.3	
2. A few times a year	19.9	20.2	20.0	19.9	19.2	22.6	20.5	19.3	18.0	19.1	21.4	15.8	22.1	29.4	27.9	20.6	
3. Once or twice a month	12.8	12.5	12.3	11.8	15.9	10.7	16.6	14.3	8.2	11.8	14.7	8.4	16.2	16.0	20.2	17.0	
4. At least once a week	6.7	7.7	4.8	5.2	10.8	7.5	5.9	8.3	4.2	5.9	8.8	3.7	7.7	9.0	9.7	29.7	
5. Almost every day	2.3	3.0	1.8	1.6	4.0	1.7	2.2	2.7	2.0	1.7	3.9	1.4	2.1	2.0	4.5	4.5	
<i>Item 5960 Subject C07</i>	<i>N</i>	<i>2497</i>	<i>1114</i>	<i>1257</i>	<i>1552</i>	<i>285</i>	<i>478</i>	<i>545</i>	<i>942</i>	<i>532</i>	<i>1920</i>	<i>429</i>	<i>1324</i>	<i>511</i>	<i>213</i>	<i>341</i>	<i>43</i>
A02M: Go to parties or other social affairs																	
1. Never	7.9	8.4	6.8	7.8	6.5	5.8	8.3	9.3	7.0	6.9	13.1	11.0	3.6	4.9	4.7	5.3	
2. A few times a year	26.8	23.8	30.0	24.4	29.5	32.5	22.0	27.1	25.9	27.3	24.7	34.4	21.3	19.6	13.9	11.6	
3. Once or twice a month	34.0	30.3	36.9	34.2	34.0	29.9	35.2	33.6	37.2	35.0	29.8	34.3	36.9	37.5	27.1	21.5	
4. At least once a week	27.8	32.9	23.9	30.4	24.3	27.2	32.5	26.9	25.2	27.9	28.9	18.3	34.9	33.6	47.4	49.2	
5. Almost every day	3.5	4.6	2.3	3.1	5.8	4.6	2.1	3.1	4.8	2.9	3.5	2.0	3.2	4.4	7.0	12.4	
<i>Item 5970 Subject C07</i>	<i>N</i>	<i>2496</i>	<i>1113</i>	<i>1257</i>	<i>1555</i>	<i>284</i>	<i>476</i>	<i>546</i>	<i>941</i>	<i>532</i>	<i>1918</i>	<i>427</i>	<i>1324</i>	<i>512</i>	<i>213</i>	<i>340</i>	<i>43</i>
A02N: Go to raves																	
1. Never	85.8	82.1	89.8	86.8	88.8	86.0	84.2	85.8	87.2	87.5	79.8	91.5	88.2	81.8	70.3	50.4	
2. A few times a year	7.9	9.7	6.3	8.1	5.1	7.5	9.3	7.5	7.6	7.1	11.4	5.0	5.8	11.7	17.1	26.2	
3. Once or twice a month	3.6	4.9	2.1	3.0	2.8	3.1	4.0	3.7	3.3	3.1	5.0	2.2	3.4	5.5	5.4	10.4	
4. At least once a week	1.6	2.2	1.0	1.2	2.5	1.9	1.7	1.9	1.0	1.4	2.3	0.8	2.2	0.6	3.2	9.1	
5. Almost every day	1.1	1.1	0.8	0.9	0.7	1.6	0.8	1.2	0.8	0.9	1.5	0.5	0.4	0.5	4.1	3.8	
<i>Item 29760 Subject C07</i>	<i>N</i>	<i>2469</i>	<i>1097</i>	<i>1247</i>	<i>1543</i>	<i>283</i>	<i>470</i>	<i>539</i>	<i>931</i>	<i>529</i>	<i>1902</i>	<i>421</i>	<i>1307</i>	<i>509</i>	<i>211</i>	<i>335</i>	<i>43</i>

DESCRIPTIVE RESULTS: 2007

221

QUESTIONNAIRE FORM 6 2007	TOTAL	SEX		RACE		REGION				COLLEGE PLANS?		ILLCIT DRUG USE: LIFETIME				
		M	F	White	Black	NE	NC	S	W	Yes	No	None	Mari- juana Only	Few Pills	More Pills	Any Her- oin
<i>N (Weighted No. of Cases):</i>	2516	1118	1260	1557	288	484	550	949	533	1927	429	1329	512	213	342	43
<i>% of Weighted Total:</i>	100.0	44.4	50.1	61.9	11.4	19.2	21.8	37.7	21.2	76.6	17.0	52.8	20.4	8.5	13.6	1.7
The next questions are about your experiences in school.																
A03: How often do you feel that the school work you are assigned is meaningful and important?																
5. Almost always	7.6	5.7	8.8	4.6	13.6	6.6	7.1	8.3	7.7	7.9	5.4	9.1	7.2	4.6	3.6	5.1
4. Often	21.7	20.7	22.6	22.0	21.6	19.4	17.3	21.8	28.1	22.3	16.8	25.2	19.2	20.0	12.2	17.3
3. Sometimes	46.7	45.7	48.6	47.2	45.3	51.5	51.4	44.1	42.2	47.6	44.2	47.2	51.0	49.1	40.1	32.7
2. Seldom	19.8	22.0	17.3	22.2	16.4	18.4	19.7	20.6	19.6	18.9	25.6	14.9	19.4	24.6	35.9	32.9
1. Never	4.3	5.9	2.8	4.0	3.0	4.1	4.6	5.2	2.5	3.3	8.0	3.7	3.2	1.7	8.2	12.0
<i>Item 5700 Subject B01</i>	<i>N</i> 2418	1066	1232	1517	281	465	531	914	509	1872	400	1290	492	204	330	42
A04: How interesting are most of your courses to you?																
5. Very exciting and stimulating	3.2	3.5	2.9	1.9	4.6	2.5	3.1	3.9	2.9	3.1	3.4	3.8	3.6	1.3	0.7	7.1
4. Quite interesting	21.5	21.2	22.1	20.7	22.9	24.0	17.0	20.4	25.9	23.0	15.5	25.8	18.8	15.2	13.5	24.2
3. Fairly interesting	45.2	42.0	48.6	45.6	48.1	45.4	46.7	42.7	48.0	45.6	42.9	47.3	46.0	43.9	39.5	24.2
2. Slightly dull	22.1	24.2	20.4	23.1	17.4	21.2	24.5	24.4	16.6	21.9	24.3	17.7	24.4	31.3	29.4	26.4
1. Very dull	7.9	9.1	6.1	8.6	7.0	7.0	8.7	8.6	6.6	6.3	14.0	5.4	7.3	8.3	16.9	18.1
<i>Item 5710 Subject B01</i>	<i>N</i> 2497	1115	1254	1556	284	478	547	942	530	1920	425	1322	511	213	342	43
A05: How important do you think the things you are learning in school are going to be for your later life?																
5. Very important	17.4	16.1	17.9	13.6	21.9	15.8	11.8	17.9	23.8	18.2	11.2	21.4	12.1	14.1	11.3	6.6
4. Quite important	23.7	24.0	24.0	23.4	26.6	25.0	22.8	24.4	22.1	24.1	21.5	24.8	23.8	26.9	17.8	25.2
3. Fairly important	35.1	33.7	36.7	37.5	33.0	33.0	39.2	34.7	33.7	36.4	33.0	34.4	36.2	38.5	35.4	35.4
2. Slightly important	20.2	21.8	18.8	21.9	14.2	22.7	23.6	18.7	17.2	18.9	26.4	17.6	23.9	17.0	27.5	28.9
1. Not at all important	3.5	4.3	2.6	3.6	4.3	3.4	2.6	4.3	3.2	2.3	7.9	1.7	3.9	3.6	8.1	3.9
<i>Item 5720 Subject B01</i>	<i>N</i> 2474	1099	1248	1539	281	474	542	936	523	1904	420	1311	505	212	339	41
A06: Now thinking back over the past year in school, how often did you . . .																
A06A: Enjoy being in school?																
1. Never	5.2	6.0	4.1	5.1	4.5	8.2	4.9	4.9	3.4	3.7	11.7	3.5	5.1	3.6	10.4	19.2
2. Seldom	16.2	17.3	14.5	17.1	18.7	15.0	19.3	16.8	13.3	15.0	21.3	11.7	19.5	18.2	26.9	28.3
3. Sometimes	39.7	37.4	42.1	39.7	37.6	36.8	42.6	41.9	35.5	39.3	40.2	38.9	40.8	45.6	37.8	24.5
4. Often	29.5	30.3	29.5	29.2	28.7	30.7	26.6	26.9	36.0	32.0	20.1	35.2	26.1	27.5	18.3	13.7
5. Almost always	9.3	9.0	9.9	8.8	10.5	9.3	6.5	9.5	11.8	10.0	6.7	10.6	8.5	5.0	6.6	14.3
<i>Item 23090 Subject B01</i>	<i>N</i> 2503	1118	1255	1556	287	479	547	945	532	1923	429	1325	512	213	341	43
A06B: Hate being in school?																
1. Never	5.7	6.2	5.0	4.7	7.7	5.3	4.1	6.9	5.5	5.4	5.9	6.9	3.4	5.3	3.9	3.1
2. Seldom	25.8	26.8	25.5	27.5	23.8	25.4	22.8	24.6	31.4	27.6	19.1	31.3	23.9	20.1	14.8	15.9
3. Sometimes	36.7	33.6	40.4	35.2	32.4	37.7	37.0	35.7	37.2	37.9	32.2	38.1	36.3	38.0	31.4	28.1
4. Often	21.8	23.2	20.3	23.0	22.9	19.3	24.7	22.3	20.0	21.0	24.3	17.0	26.6	26.2	31.0	15.1
5. Almost always	10.0	10.2	8.8	9.6	13.1	12.3	11.3	10.5	5.9	8.1	18.4	6.7	9.8	10.4	18.8	37.7
<i>Item 23100 Subject B01</i>	<i>N</i> 2500	1117	1254	1555	286	477	546	944	532	1920	429	1323	512	213	341	43
A06C: Try to do your best work in school?																
1. Never	1.6	2.1	0.7	1.4	1.2	2.5	1.9	1.4	0.8	1.2	3.2	0.9	1.0	1.3	3.2	15.5
2. Seldom	8.0	11.6	4.3	8.8	3.7	7.4	10.2	6.8	8.3	7.0	10.4	5.5	9.5	9.5	14.3	4.4
3. Sometimes	22.4	28.1	17.6	21.8	18.3	24.2	23.6	21.0	21.8	20.7	31.0	17.3	29.5	28.4	28.8	32.3
4. Often	37.1	37.8	36.8	38.0	36.2	35.7	33.2	38.4	40.0	37.5	34.2	37.3	31.7	40.2	40.1	42.0
5. Almost always	31.0	20.4	40.6	29.9	40.6	30.2	31.1	32.4	29.2	33.6	21.3	39.0	28.2	20.5	13.6	5.9
<i>Item 23110 Subject B01</i>	<i>N</i> 2500	1118	1254	1554	287	479	546	943	532	1921	429	1325	511	213	341	43
A06D: Find the school work too hard to understand?																
1. Never	15.6	18.9	11.8	15.6	14.3	15.2	14.2	17.1	14.7	16.7	11.9	15.3	13.3	11.3	21.8	21.3
2. Seldom	40.0	40.9	41.3	42.6	34.9	41.5	39.0	40.7	38.4	42.3	33.3	41.7	40.6	44.4	34.7	42.1
3. Sometimes	34.0	30.6	36.1	33.2	37.8	36.1	35.7	31.1	35.4	32.7	37.0	32.5	36.7	34.5	33.6	21.0
4. Often	8.7	8.5	9.0	7.5	10.6	6.0	9.7	9.0	9.7	7.4	12.8	8.8	8.3	7.1	8.9	9.8
5. Almost always	1.7	1.2	1.9	1.1	2.4	1.3	1.4	2.0	1.8	0.9	5.0	1.6	1.0	2.8	1.0	5.7
<i>Item 23120 Subject B01</i>	<i>N</i> 2501	1117	1255	1555	287	479	547	943	532	1921	429	1324	512	213	341	43

QUESTIONNAIRE FORM 6 2007	TOTAL	SEX		RACE		REGION				COLLEGE PLANS?		ILLICIT DRUG USE: LIFETIME				
		M	F	White	Black	NE	NC	S	W	Yes	No	None	Mari- juana Only	Few Pills	More Pills	Any Her- oin
<i>N (Weighted No. of Cases):</i>	2516	1118	1260	1557	288	484	550	949	533	1927	429	1329	512	213	342	43
<i>% of Weighted Total:</i>	100.0	44.4	50.1	61.9	11.4	19.2	21.8	37.7	21.2	76.6	17.0	52.8	20.4	8.5	13.6	1.7
A06E: Fool around in class?																
1. Never	9.5	5.5	12.5	8.1	13.5	11.0	9.5	10.1	6.8	9.4	7.8	12.9	5.5	6.3	3.6	3.2
2. Seldom	26.4	18.6	33.8	27.7	27.2	28.8	27.2	26.6	22.9	26.3	27.1	31.4	22.4	19.1	20.4	9.8
3. Sometimes	32.6	33.7	31.7	32.9	29.5	28.3	31.5	32.7	37.2	33.6	29.4	31.0	35.3	37.6	31.3	46.0
4. Often	21.0	26.3	16.2	20.9	20.6	21.0	22.3	18.8	23.5	21.3	21.0	16.5	26.3	23.9	28.7	25.4
5. Almost always	10.6	15.9	5.7	10.4	9.2	10.8	9.5	11.7	9.6	9.4	14.6	8.3	10.5	13.1	16.0	15.6
<i>Item 23130 Subject B01</i>	<i>N</i> 2497	1115	1253	1550	288	479	547	944	527	1917	429	1321	512	213	341	43
A06F: Fail to complete or turn in your assignments?																
1. Never	21.2	14.9	26.0	22.1	18.2	21.0	24.1	21.8	17.3	22.5	15.9	26.8	15.8	16.1	12.0	6.3
2. Seldom	37.7	34.6	42.1	40.6	38.0	34.9	40.7	37.6	37.6	40.7	26.2	40.0	38.0	33.5	33.2	35.9
3. Sometimes	26.6	30.9	22.3	24.2	28.4	28.3	21.7	27.0	29.5	24.7	34.0	22.9	32.2	31.3	27.2	38.2
4. Often	11.9	16.6	7.9	11.0	13.1	14.0	11.5	11.3	11.8	10.0	20.2	8.5	11.9	15.6	23.7	11.8
5. Almost always	2.5	3.0	1.7	2.2	2.3	1.8	2.1	2.3	3.9	2.1	3.7	1.7	2.0	3.5	4.0	7.7
<i>Item 23140 Subject B01</i>	<i>N</i> 2499	1116	1254	1554	286	479	547	940	532	1920	428	1322	512	213	341	43
A06G: Get good grades (like As or Bs)?																
1. Never	2.5	2.6	1.7	2.2	3.3	2.9	3.1	2.0	2.2	1.3	7.0	1.2	2.9	2.2	4.1	12.8
2. Seldom	9.2	12.2	5.4	7.2	8.6	12.0	7.8	7.5	11.0	6.1	19.0	6.1	9.2	14.1	15.0	11.6
3. Sometimes	20.9	23.9	17.8	16.9	28.9	19.2	20.9	20.9	22.3	18.8	28.4	17.6	20.3	21.7	29.8	47.3
4. Often	26.6	27.3	26.7	25.3	30.4	21.7	26.3	31.5	22.4	26.7	27.2	26.6	32.1	27.5	19.9	11.6
5. Almost always	40.9	33.9	48.3	48.4	28.9	44.3	42.0	38.0	42.0	47.1	18.4	48.4	35.5	34.5	31.2	16.7
<i>Item 23150 Subject B01</i>	<i>N</i> 2498	1116	1253	1553	285	479	545	942	532	1920	428	1322	512	213	340	43
A06H: Get sent to the office, or have to stay after school, because you misbehaved?																
1. Never	71.7	63.0	81.6	74.5	62.4	68.9	68.7	71.4	77.6	77.3	52.9	82.2	67.1	65.1	53.1	30.3
2. Seldom	18.7	24.1	13.5	18.0	23.3	18.2	22.2	19.2	14.7	15.7	29.8	12.9	23.6	23.5	26.2	32.3
3. Sometimes	5.7	7.6	3.0	4.6	6.5	7.3	6.5	5.0	4.8	4.4	9.9	3.6	5.9	7.7	10.9	12.6
4. Often	2.8	4.0	1.5	2.1	4.8	3.2	1.9	3.1	2.8	2.1	5.0	1.3	2.4	3.1	7.0	10.0
5. Almost always	1.1	1.4	0.4	0.8	3.0	2.5	0.6	1.2	0.1	0.6	2.5	-	1.0	0.5	2.9	14.9
<i>Item 23160 Subject B01, B07</i>	<i>N</i> 2502	1117	1256	1555	288	479	547	943	532	1923	428	1325	512	213	341	43
A06I: Skip a day of school, or part of a day (without permission)?																
1. Never	42.7	40.1	45.6	45.4	42.1	43.4	51.5	42.5	33.4	44.8	38.3	56.6	32.4	25.5	21.4	15.9
2. Seldom	24.7	25.0	25.3	25.3	25.2	24.0	22.2	27.9	22.5	26.3	16.9	22.3	29.1	33.3	22.3	22.2
3. Sometimes	19.2	20.7	17.9	17.7	20.3	19.6	14.9	18.1	25.2	17.7	25.3	14.3	24.5	22.6	28.4	25.4
4. Often	10.3	10.9	9.1	9.4	9.9	11.0	8.6	8.4	14.9	8.5	15.4	5.7	10.5	13.2	22.7	20.2
5. Almost always	3.0	3.3	2.1	2.2	2.5	2.1	2.9	3.0	4.0	2.7	4.1	1.2	3.5	5.3	5.2	16.3
<i>Item 23170 Subject B01, B06</i>	<i>N</i> 2497	1117	1254	1554	287	477	547	941	532	1921	427	1324	511	213	341	43
A07: Now thinking back to the time when you were in fifth and sixth grade, how often did you . . .																
A07A: Enjoy being in school?																
1. Never	9.0	10.3	6.6	9.3	8.4	12.2	8.0	10.2	5.0	7.5	14.0	7.5	10.0	6.1	11.3	28.9
2. Seldom	12.6	15.5	10.3	14.6	6.7	13.5	13.0	13.6	9.7	12.4	14.0	11.2	14.8	14.2	14.9	10.4
3. Sometimes	21.3	24.4	19.1	23.4	13.4	20.8	23.4	20.8	20.7	21.2	22.3	22.0	18.6	22.1	22.9	25.0
4. Often	30.1	27.7	32.8	31.6	27.5	27.6	36.3	27.1	31.2	30.8	26.7	30.6	30.0	31.6	30.2	8.1
5. Almost always	27.0	22.1	31.3	21.0	43.9	25.9	19.4	28.3	33.5	28.1	23.0	28.7	26.7	26.0	20.7	27.5
<i>Item 23270 Subject B01</i>	<i>N</i> 2495	1114	1255	1552	287	477	546	939	532	1919	427	1322	511	213	340	43
A07B: Hate being in school?																
1. Never	19.1	15.9	21.5	13.6	35.7	17.1	13.7	20.1	24.9	19.3	17.9	22.0	17.6	14.1	12.2	18.7
2. Seldom	33.5	30.5	36.9	35.3	31.5	34.2	33.7	32.8	34.0	34.7	29.6	33.8	32.1	33.6	36.2	23.9
3. Sometimes	24.6	25.4	24.6	26.3	15.1	24.5	28.6	23.4	23.0	24.1	28.2	22.7	25.3	29.0	28.1	26.1
4. Often	13.2	16.8	9.5	14.9	9.1	12.8	14.3	12.4	13.6	13.8	10.8	13.8	14.1	15.5	9.2	11.6
5. Almost always	9.5	11.4	7.4	9.9	8.6	11.4	9.7	11.4	4.5	8.1	13.6	7.8	10.9	7.8	14.2	19.8
<i>Item 23280 Subject B01</i>	<i>N</i> 2493	1112	1255	1551	287	476	545	940	531	1917	428	1321	511	213	340	43

DESCRIPTIVE RESULTS: 2007

223

QUESTIONNAIRE FORM 6 2007	TOTAL	SEX		RACE		REGION				COLLEGE PLANS?		ILLICIT DRUG USE: LIFETIME					
		M	F	White	Black	NE	NC	S	W	Yes	No	None	Mari- juana Only	Few Pills	More Pills	Any Her- oin	
<i>N (Weighted No. of Cases):</i>	2516	1118	1260	1557	288	484	550	949	533	1927	429	1329	512	213	342	43	
<i>% of Weighted Total:</i>	100.0	44.4	50.1	61.9	11.4	19.2	21.8	37.7	21.2	76.6	17.0	52.8	20.4	8.5	13.6	1.7	
A07C: Try to do your best work in school?																	
1. Never	2.6	3.5	1.5	2.3	2.7	3.8	2.2	2.6	2.1	2.1	5.2	1.7	3.6	2.6	3.2	12.0	
2. Seldom	6.5	8.8	3.9	7.0	6.9	6.5	7.5	5.5	7.2	6.1	7.1	5.4	7.2	4.5	9.9	9.7	
3. Sometimes	17.8	21.2	14.7	18.0	11.1	18.8	18.3	17.6	17.0	16.2	23.1	15.8	19.4	20.7	17.2	28.5	
4. Often	30.5	33.1	28.9	31.1	25.9	29.5	32.4	28.3	33.1	30.0	33.7	28.8	30.5	34.9	36.4	23.9	
5. Almost always	42.5	33.4	50.9	41.6	53.4	41.4	39.5	46.0	40.6	45.5	30.8	48.3	39.3	37.3	33.2	26.0	
<i>Item 23290 Subject B01</i>	<i>N</i>	<i>2488</i>	<i>1111</i>	<i>1253</i>	<i>1550</i>	<i>284</i>	<i>475</i>	<i>545</i>	<i>938</i>	<i>530</i>	<i>1915</i>	<i>425</i>	<i>1319</i>	<i>511</i>	<i>213</i>	<i>340</i>	<i>41</i>
A07D: Find the school work too hard to understand?																	
1. Never	30.6	33.8	27.2	28.9	40.2	29.6	30.1	32.6	28.5	31.3	27.3	31.0	28.3	30.0	32.0	28.1	
2. Seldom	30.9	30.0	32.9	33.6	23.5	30.5	32.2	31.4	28.9	31.7	30.3	31.3	30.2	31.7	33.1	29.7	
3. Sometimes	25.0	24.5	25.4	25.0	22.7	25.9	25.3	22.2	28.8	24.9	24.1	24.3	27.5	27.6	21.4	30.8	
4. Often	9.8	9.0	10.2	8.7	11.0	8.8	9.2	9.7	11.8	8.9	11.9	10.4	9.3	5.8	10.6	3.0	
5. Almost always	3.7	2.8	4.3	3.8	2.6	5.2	3.3	4.1	2.0	3.2	6.4	3.0	4.7	4.9	2.8	8.4	
<i>Item 23300 Subject B01</i>	<i>N</i>	<i>2492</i>	<i>1112</i>	<i>1253</i>	<i>1549</i>	<i>287</i>	<i>476</i>	<i>545</i>	<i>940</i>	<i>530</i>	<i>1916</i>	<i>428</i>	<i>1320</i>	<i>511</i>	<i>213</i>	<i>340</i>	<i>43</i>
A07E: Fool around in class?																	
1. Never	23.5	14.8	31.2	23.2	25.8	23.2	20.5	24.9	24.5	24.3	19.0	28.5	18.2	21.3	15.5	12.5	
2. Seldom	22.5	19.3	25.7	23.6	18.9	24.7	23.7	23.3	17.9	22.8	22.7	25.0	19.7	20.6	20.1	19.1	
3. Sometimes	25.6	27.8	23.5	26.8	19.1	26.3	27.7	24.0	25.5	26.5	22.1	22.5	30.5	22.1	28.6	37.6	
4. Often	16.5	20.1	13.4	16.4	18.8	15.0	18.5	16.2	16.5	16.0	18.5	14.0	20.5	20.5	18.8	16.3	
5. Almost always	11.9	18.1	6.2	10.1	17.4	10.8	9.6	11.7	15.6	10.3	17.8	10.0	11.2	15.5	17.1	14.5	
<i>Item 23310 Subject B01</i>	<i>N</i>	<i>2487</i>	<i>1112</i>	<i>1252</i>	<i>1551</i>	<i>287</i>	<i>473</i>	<i>544</i>	<i>939</i>	<i>532</i>	<i>1916</i>	<i>425</i>	<i>1319</i>	<i>511</i>	<i>213</i>	<i>340</i>	<i>41</i>
A07F: Fail to complete or turn in your assignments?																	
1. Never	43.2	35.3	50.9	45.2	41.6	41.8	44.3	44.7	40.5	45.9	32.8	47.9	39.0	39.7	37.0	34.5	
2. Seldom	29.4	31.5	27.9	29.3	28.7	27.4	31.0	29.8	28.9	29.2	30.9	29.0	31.8	28.9	31.2	15.6	
3. Sometimes	16.2	18.8	13.3	14.5	18.1	19.2	15.3	14.7	17.2	14.7	21.1	13.6	20.6	14.9	15.2	27.0	
4. Often	8.4	11.4	5.7	8.3	9.6	8.6	8.3	7.1	10.4	7.8	10.4	7.6	5.8	11.7	13.2	8.2	
5. Almost always	2.8	3.1	2.2	2.8	2.0	3.0	1.1	3.7	2.9	2.4	4.8	1.9	2.8	4.8	3.4	14.8	
<i>Item 23320 Subject B01</i>	<i>N</i>	<i>2491</i>	<i>1112</i>	<i>1253</i>	<i>1549</i>	<i>287</i>	<i>476</i>	<i>546</i>	<i>940</i>	<i>530</i>	<i>1916</i>	<i>427</i>	<i>1321</i>	<i>510</i>	<i>213</i>	<i>340</i>	<i>43</i>
A07G: Get good grades (like As or Bs)?																	
1. Never	3.3	3.6	2.3	2.7	2.7	5.5	3.5	2.7	2.3	2.2	6.7	1.8	4.0	3.8	5.0	7.7	
2. Seldom	7.2	9.2	5.2	8.0	5.3	8.7	5.7	6.8	7.9	5.9	11.8	5.7	8.3	7.3	11.4	5.3	
3. Sometimes	15.3	17.6	12.8	14.3	18.5	19.5	16.3	14.3	12.2	13.6	20.7	13.4	18.3	14.2	14.8	38.0	
4. Often	21.8	23.8	20.2	19.0	24.3	19.0	23.5	22.8	20.6	20.5	26.7	20.1	24.1	21.0	22.8	20.8	
5. Almost always	52.5	45.9	59.5	56.0	49.3	47.4	51.0	53.4	56.9	57.7	34.0	59.0	45.4	53.7	46.0	28.2	
<i>Item 23330 Subject B01</i>	<i>N</i>	<i>2490</i>	<i>1110</i>	<i>1254</i>	<i>1550</i>	<i>287</i>	<i>475</i>	<i>544</i>	<i>939</i>	<i>531</i>	<i>1917</i>	<i>426</i>	<i>1320</i>	<i>510</i>	<i>213</i>	<i>340</i>	<i>43</i>
A07H: Get sent to the office, or have to stay after school, because you misbehaved?																	
1. Never	63.2	48.9	77.1	65.0	53.6	61.6	61.5	64.0	65.1	66.6	53.3	71.6	58.2	60.0	47.7	39.0	
2. Seldom	18.0	23.4	13.1	18.2	20.3	18.3	21.9	16.3	16.6	16.8	22.3	15.6	20.3	16.4	23.7	25.1	
3. Sometimes	10.9	16.5	5.2	9.6	14.6	12.0	7.8	12.1	10.9	10.2	10.5	8.1	12.4	14.6	13.5	17.1	
4. Often	5.1	7.7	2.8	4.8	7.3	4.6	4.8	4.8	6.2	4.1	9.2	3.0	6.6	6.4	8.4	11.8	
5. Almost always	2.8	3.4	1.8	2.4	4.1	3.4	3.9	2.8	1.2	2.2	4.6	1.6	2.5	2.6	6.7	7.1	
<i>Item 23340 Subject B01, B07</i>	<i>N</i>	<i>2494</i>	<i>1113</i>	<i>1255</i>	<i>1552</i>	<i>287</i>	<i>476</i>	<i>546</i>	<i>940</i>	<i>532</i>	<i>1919</i>	<i>427</i>	<i>1323</i>	<i>511</i>	<i>213</i>	<i>340</i>	<i>43</i>
A07I: Skip a day of school, or part of a day (without permission)?																	
1. Never	86.5	82.4	91.1	86.8	86.1	86.0	88.3	84.3	89.1	89.1	78.9	91.7	84.8	82.5	78.1	64.7	
2. Seldom	7.2	9.1	5.0	6.9	6.7	6.9	5.4	8.1	7.4	5.9	10.4	4.6	7.9	11.1	12.5	6.0	
3. Sometimes	3.6	5.2	1.9	3.5	3.9	2.9	4.1	4.7	1.8	2.9	6.1	2.1	4.0	2.9	6.2	13.4	
4. Often	1.6	1.9	1.5	1.7	2.1	3.0	1.1	1.5	1.3	1.6	2.1	1.2	2.0	2.4	1.0	13.9	
5. Almost always	1.1	1.3	0.5	1.1	1.2	1.2	1.2	1.4	0.3	0.6	2.5	0.4	1.3	1.1	2.2	1.9	
<i>Item 23350 Subject B01, B06</i>	<i>N</i>	<i>2492</i>	<i>1111</i>	<i>1254</i>	<i>1549</i>	<i>287</i>	<i>476</i>	<i>546</i>	<i>938</i>	<i>532</i>	<i>1916</i>	<i>427</i>	<i>1323</i>	<i>510</i>	<i>212</i>	<i>340</i>	<i>43</i>

QUESTIONNAIRE FORM 6 2007	TOTAL	SEX		RACE		REGION				COLLEGE PLANS?		ILLCIT DRUG USE: LIFETIME					
		M	F	White	Black	NE	NC	S	W	Yes	No	None	Mari- juana Only	Few Pills	More Pills	Any Her- oin	
<i>N (Weighted No. of Cases):</i>	2516	1118	1260	1557	288	484	550	949	533	1927	429	1329	512	213	342	43	
<i>% of Weighted Total:</i>	100.0	44.4	50.1	61.9	11.4	19.2	21.8	37.7	21.2	76.6	17.0	52.8	20.4	8.5	13.6	1.7	
A08: How often do your parents (or step-parents or guardians) do the following?																	
A08A: Check on whether you have done your homework (NOTE: This question was omitted in the questionnaires administered in California, beginning in 1997, due to state requirements.)																	
1. Never	38.0	34.4	41.7	38.2	36.3	39.6	40.0	37.3	34.2	36.9	44.0	33.5	42.8	35.4	50.7	46.8	
2. Rarely	27.3	27.2	27.5	26.8	28.1	30.3	29.5	26.0	22.4	28.2	24.5	27.2	29.3	30.2	24.6	22.2	
3. Sometimes	20.5	23.0	18.2	20.3	23.6	18.0	16.8	22.0	26.1	20.2	19.5	21.3	17.6	26.1	16.0	13.5	
4. Often	14.2	15.4	12.6	14.7	12.0	12.1	13.7	14.6	17.3	14.8	12.0	17.9	10.3	8.3	8.6	17.6	
<i>Item 25180 Subject M03</i>	<i>N</i>	2278	1019	1145	1471	253	476	547	940	315	1739	408	1214	463	195	311	37
A08B: Provide help with your homework when it's needed (NOTE: This question was omitted in the questionnaires administered in California, beginning in 1997, due to state requirements.)																	
1. Never	26.3	29.8	23.4	23.3	35.6	27.8	23.4	27.3	26.0	25.3	30.5	23.4	28.7	24.1	34.3	44.9	
2. Rarely	21.6	18.3	24.4	20.2	22.7	25.3	22.7	20.1	18.8	21.9	20.4	20.8	21.2	24.2	24.1	10.0	
3. Sometimes	26.4	25.9	26.4	26.3	22.0	24.1	26.5	27.3	27.1	26.5	26.0	27.3	24.9	34.0	22.0	16.8	
4. Often	25.6	26.1	25.7	30.2	19.7	22.7	27.4	25.3	28.1	26.3	23.1	28.6	25.2	17.6	19.6	28.2	
<i>Item 25190 Subject M03</i>	<i>N</i>	2272	1017	1142	1467	250	474	547	940	311	1733	408	1213	463	192	311	37
A08C: Require you to do work or chores around the home (NOTE: This question was omitted in the questionnaires administered in California, beginning in 1997, due to state requirements.)																	
1. Never	6.3	5.6	6.2	6.1	6.5	6.8	6.2	6.9	4.2	5.7	8.2	4.9	7.4	5.4	7.5	24.9	
2. Rarely	14.6	14.9	14.2	15.3	10.9	14.8	16.1	13.0	16.7	13.6	18.5	12.2	15.0	19.8	18.6	17.9	
3. Sometimes	28.9	31.3	27.0	30.5	23.4	32.8	32.1	25.8	26.5	30.1	24.3	28.0	34.6	25.2	28.3	21.6	
4. Often	50.2	48.2	52.5	48.2	59.2	45.6	45.7	54.3	52.7	50.5	49.0	54.9	43.0	49.5	45.6	35.7	
<i>Item 25200 Subject M03</i>	<i>N</i>	2268	1013	1142	1467	249	474	546	936	312	1730	407	1208	463	194	310	37
A08D: Limit the amount of time you can spend watching TV (NOTE: This question was omitted in the questionnaires administered in California, beginning in 1997, due to state requirements.)																	
1. Never	66.0	65.8	67.0	67.5	74.7	65.1	70.3	66.2	59.2	64.2	74.0	59.5	73.7	69.1	77.7	74.4	
2. Rarely	18.0	19.1	16.8	18.1	11.8	19.0	16.8	16.8	21.8	18.5	15.9	20.2	15.5	20.8	11.2	9.9	
3. Sometimes	10.9	11.0	10.6	9.6	9.5	11.1	9.3	11.3	12.2	12.0	6.4	14.2	7.5	5.9	5.9	12.1	
4. Often	5.1	4.0	5.6	4.8	4.0	4.8	3.5	5.6	6.8	5.3	3.7	6.1	3.4	4.1	5.2	3.6	
<i>Item 25210 Subject M03</i>	<i>N</i>	2272	1017	1143	1470	249	475	547	938	312	1734	408	1212	462	194	311	37
A08E: Limit the amount of time you can go out with friends on school nights (NOTE: This question was omitted in the questionnaires administered in California, beginning in 1997, due to state requirements.)																	
1. Never	27.5	30.2	24.3	26.8	36.7	26.5	28.2	27.5	27.4	24.8	38.0	24.6	28.3	28.8	34.9	49.9	
2. Rarely	20.9	21.8	21.0	21.6	18.3	22.6	22.2	20.5	17.4	21.4	18.7	20.9	22.4	18.4	24.0	8.0	
3. Sometimes	24.5	24.1	25.1	25.3	21.9	23.3	24.7	25.1	23.9	26.1	20.4	27.1	22.9	20.7	18.2	26.7	
4. Often	27.1	23.9	29.6	26.4	23.1	27.6	24.9	26.9	31.3	27.6	23.0	27.5	26.4	32.1	22.9	15.4	
<i>Item 25220 Subject M03</i>	<i>N</i>	2269	1014	1143	1468	248	472	546	938	313	1732	407	1209	463	194	310	37
A09: To what extent have you participated in the following school activities during this school year?																	
A09A: School newspaper or yearbook																	
1. Not at all	74.8	80.8	70.4	74.1	74.2	69.0	75.7	76.7	75.7	72.5	85.2	75.6	75.0	69.0	78.7	72.5	
2. Slight	12.0	11.0	12.5	12.9	12.7	14.4	10.9	11.4	12.2	13.3	6.2	11.1	13.4	14.1	10.4	10.3	
3. Moderate	4.1	3.8	4.2	3.5	4.6	6.1	3.7	3.3	4.0	4.3	3.9	4.0	3.3	5.0	3.4	7.2	
4. Considerable	3.0	2.0	3.8	3.0	4.3	4.3	2.3	3.4	1.7	3.1	2.1	2.7	3.1	4.5	2.7	-	
5. Great extent	6.1	2.4	9.1	6.5	4.1	6.3	7.3	5.2	6.4	6.9	2.5	6.5	5.1	7.3	4.7	10.0	
<i>Item 22170 Subject B01, C07</i>	<i>N</i>	2492	1116	1253	1553	285	476	548	941	528	1921	427	1324	511	213	342	42

QUESTIONNAIRE FORM 6 2007	TOTAL	SEX		RACE		REGION				COLLEGE PLANS?		ILLICIT DRUG USE: LIFETIME					
		M	F	White	Black	NE	NC	S	W	Yes	No	None	Mari- juana Only	Few Pills	More Pills	Any Her- oin	
<i>N (Weighted No. of Cases):</i>	2516	1118	1260	1557	288	484	550	949	533	1927	429	1329	512	213	342	43	
<i>% of Weighted Total:</i>	100.0	44.4	50.1	61.9	11.4	19.2	21.8	37.7	21.2	76.6	17.0	52.8	20.4	8.5	13.6	1.7	
A09B: Music or other performing arts																	
1. Not at all	58.2	63.0	54.3	59.8	54.4	59.2	60.2	58.5	54.7	55.7	67.8	54.0	63.8	51.9	68.6	70.3	
2. Slight	8.6	8.1	9.0	7.4	10.0	8.8	9.2	7.9	8.9	8.2	8.6	8.5	7.9	10.0	7.9	12.5	
3. Moderate	7.6	7.7	7.4	6.0	7.5	4.5	5.3	8.6	10.9	7.5	8.2	8.6	6.4	8.4	5.5	3.1	
4. Considerable	7.9	6.8	8.8	8.4	6.8	8.2	6.4	7.8	9.4	8.3	7.4	7.9	7.7	10.9	6.6	1.3	
5. Great extent	17.8	14.3	20.4	18.4	21.4	19.4	18.9	17.2	16.2	20.3	8.0	21.0	14.2	18.8	11.4	12.7	
<i>Item 22180 Subject B01, C07</i>	<i>N</i>	<i>2490</i>	<i>1116</i>	<i>1252</i>	<i>1551</i>	<i>286</i>	<i>476</i>	<i>546</i>	<i>941</i>	<i>527</i>	<i>1919</i>	<i>427</i>	<i>1323</i>	<i>510</i>	<i>213</i>	<i>341</i>	<i>42</i>
A09C: Athletic teams																	
1. Not at all	46.6	42.4	50.7	44.4	48.1	46.9	38.1	50.7	47.6	43.3	60.4	47.6	40.7	42.0	53.7	71.8	
2. Slight	8.6	8.1	8.9	8.1	7.8	7.6	8.9	8.9	8.5	8.1	10.0	8.9	7.4	8.7	7.8	-	
3. Moderate	9.2	9.4	8.8	10.1	7.1	9.0	10.7	9.0	8.0	9.5	8.9	8.1	9.8	12.2	10.7	1.5	
4. Considerable	9.6	9.3	10.2	9.9	9.4	11.6	12.0	7.5	9.3	10.3	6.8	9.2	13.7	6.8	8.0	7.9	
5. Great extent	26.1	30.8	21.3	27.5	27.6	24.9	30.3	24.0	26.6	28.8	14.0	26.2	28.5	30.3	19.8	18.9	
<i>Item 22190 Subject B01, C07</i>	<i>N</i>	<i>2490</i>	<i>1117</i>	<i>1249</i>	<i>1551</i>	<i>286</i>	<i>476</i>	<i>549</i>	<i>939</i>	<i>527</i>	<i>1919</i>	<i>426</i>	<i>1321</i>	<i>512</i>	<i>212</i>	<i>342</i>	<i>42</i>
A09D: Academic clubs (e.g., science, math, language)																	
1. Not at all	67.1	72.7	61.7	66.0	69.5	67.6	66.4	68.0	65.8	62.6	84.5	62.4	71.4	73.0	75.1	75.1	
2. Slight	10.0	8.8	11.6	10.1	9.2	8.2	10.7	10.5	10.0	10.9	6.2	11.5	8.2	6.9	8.0	10.4	
3. Moderate	8.4	8.4	8.5	9.4	6.9	9.5	9.0	6.5	10.1	9.5	4.7	9.4	7.2	8.2	8.0	-	
4. Considerable	7.2	4.3	9.2	7.6	4.9	7.8	6.4	8.0	5.9	8.4	2.1	8.3	6.6	8.1	3.5	-	
5. Great extent	7.3	5.8	8.9	6.9	9.6	6.9	7.5	6.9	8.2	8.6	2.4	8.4	6.5	3.8	5.4	14.5	
<i>Item 23360 Subject B01, C07</i>	<i>N</i>	<i>2489</i>	<i>1114</i>	<i>1252</i>	<i>1551</i>	<i>283</i>	<i>475</i>	<i>546</i>	<i>941</i>	<i>527</i>	<i>1920</i>	<i>427</i>	<i>1322</i>	<i>511</i>	<i>212</i>	<i>342</i>	<i>42</i>
A09E: Student council or government																	
1. Not at all	79.8	83.7	76.7	79.6	80.1	78.8	80.5	79.2	80.9	77.2	90.3	78.0	80.1	83.4	82.9	82.6	
2. Slight	6.6	6.3	7.0	6.9	4.7	5.9	6.6	7.2	6.3	7.6	2.6	6.7	6.3	6.0	7.0	3.5	
3. Moderate	4.5	3.6	4.8	4.3	4.8	6.1	3.8	4.7	3.1	5.1	1.7	4.7	3.9	5.2	4.0	5.3	
4. Considerable	3.3	2.0	4.4	3.1	3.9	4.1	2.4	3.2	3.5	3.5	2.6	3.0	5.2	3.3	2.3	-	
5. Great extent	5.9	4.5	7.2	6.2	6.5	5.2	6.5	5.6	6.2	6.6	2.7	7.7	4.6	2.1	3.9	8.5	
<i>Item 23370 Subject B01, C07</i>	<i>N</i>	<i>2488</i>	<i>1113</i>	<i>1252</i>	<i>1550</i>	<i>285</i>	<i>475</i>	<i>548</i>	<i>938</i>	<i>527</i>	<i>1920</i>	<i>426</i>	<i>1321</i>	<i>512</i>	<i>213</i>	<i>342</i>	<i>42</i>
A09F: Other school clubs or activities																	
1. Not at all	36.9	44.1	29.1	36.8	36.5	38.7	40.4	34.4	36.4	31.6	54.7	29.6	40.5	41.2	51.7	47.5	
2. Slight	12.8	13.5	12.5	12.5	12.3	11.5	14.3	12.2	13.3	12.7	13.4	12.0	14.2	13.4	13.2	18.5	
3. Moderate	17.8	17.0	18.9	18.3	14.5	17.2	18.7	17.7	17.4	19.3	13.4	19.8	16.2	18.3	14.0	10.2	
4. Considerable	13.1	11.2	15.5	13.9	13.9	14.5	10.1	14.7	12.4	14.9	6.6	15.4	11.4	14.3	8.1	6.9	
5. Great extent	19.4	14.1	24.0	18.4	22.8	18.1	16.6	21.1	20.6	21.5	11.9	23.2	17.7	12.8	12.9	17.0	
<i>Item 22200 Subject B01, C07</i>	<i>N</i>	<i>2486</i>	<i>1113</i>	<i>1250</i>	<i>1548</i>	<i>283</i>	<i>471</i>	<i>546</i>	<i>940</i>	<i>528</i>	<i>1918</i>	<i>425</i>	<i>1318</i>	<i>511</i>	<i>213</i>	<i>342</i>	<i>42</i>
A10: Have you ever had to repeat a grade in school?																	
1. No	91.7	89.8	93.9	93.6	87.9	92.7	92.6	88.5	95.3	93.9	84.0	93.3	90.8	88.1	91.1	92.5	
2. Yes, one time	7.5	9.3	5.5	5.6	11.1	6.4	6.3	10.5	4.3	5.5	13.6	6.2	7.8	11.9	8.2	5.5	
3. Yes, two or more times	0.9	0.9	0.6	0.7	1.0	0.9	1.1	1.0	0.4	0.6	2.3	0.5	1.5	-	0.7	2.0	
<i>Item 23530 Subject B01</i>	<i>N</i>	<i>2487</i>	<i>1114</i>	<i>1250</i>	<i>1550</i>	<i>284</i>	<i>473</i>	<i>546</i>	<i>939</i>	<i>529</i>	<i>1919</i>	<i>425</i>	<i>1322</i>	<i>511</i>	<i>213</i>	<i>340</i>	<i>40</i>
A11: Did you ever attend summer school to make up for poor grades or to keep from being held back?																	
1. No	77.8	77.2	79.9	85.5	62.4	75.2	80.3	79.6	74.4	82.4	64.1	81.1	76.3	78.8	71.7	65.1	
2. Yes, one summer	14.7	15.3	14.1	10.6	28.0	14.3	13.8	14.3	16.6	12.1	24.4	13.0	16.3	13.9	18.0	18.1	
3. Yes, two summers	4.8	4.4	4.2	2.5	6.2	7.1	4.2	3.7	5.3	3.6	5.7	3.6	4.9	5.4	5.8	6.1	
4. Yes, three or more summers	2.7	3.1	1.8	1.4	3.5	3.4	1.6	2.4	3.7	2.0	5.7	2.2	2.5	1.8	4.5	10.7	
<i>Item 23540 Subject B01</i>	<i>N</i>	<i>2487</i>	<i>1113</i>	<i>1252</i>	<i>1548</i>	<i>285</i>	<i>475</i>	<i>546</i>	<i>939</i>	<i>528</i>	<i>1919</i>	<i>427</i>	<i>1321</i>	<i>512</i>	<i>213</i>	<i>338</i>	<i>42</i>
A12: Have you ever been suspended or expelled from school?																	
1. No	73.7	67.5	81.2	79.7	51.1	72.7	73.0	73.0	76.5	78.3	57.8	83.2	65.4	67.4	61.9	46.2	
2. Yes, one time	15.4	17.4	13.1	12.4	25.3	17.1	17.0	14.2	14.5	13.5	22.9	11.3	20.2	22.0	18.4	17.5	
3. Yes, two or more times	10.9	15.1	5.8	7.9	23.7	10.2	10.0	12.8	9.0	8.1	19.3	5.5	14.3	10.6	19.7	36.3	
<i>Item 25140 Subject B07</i>	<i>N</i>	<i>2490</i>	<i>1115</i>	<i>1251</i>	<i>1551</i>	<i>285</i>	<i>475</i>	<i>547</i>	<i>940</i>	<i>528</i>	<i>1920</i>	<i>427</i>	<i>1321</i>	<i>511</i>	<i>213</i>	<i>340</i>	<i>42</i>

QUESTIONNAIRE FORM 6 2007	TOTAL	SEX		RACE		REGION				COLLEGE PLANS?		ILLICIT DRUG USE: LIFETIME					
		M	F	White	Black	NE	NC	S	W	Yes	No	None	Mari- juana Only	Few Pills	More Pills	Any Her- oin	
<i>N (Weighted No. of Cases):</i>	2516	1118	1260	1557	288	484	550	949	533	1927	429	1329	512	213	342	43	
<i>% of Weighted Total:</i>	100.0	44.4	50.1	61.9	11.4	19.2	21.8	37.7	21.2	76.6	17.0	52.8	20.4	8.5	13.6	1.7	
A13: During the LAST FOUR WEEKS, on how many days (if any) did you carry a gun to school?																	
1. None	98.0	97.5	99.4	98.9	97.6	97.7	98.3	97.9	98.2	98.9	96.3	99.4	98.5	99.6	95.5	82.7	
2. One day	0.5	0.7	0.2	0.2	1.3	0.2	0.1	0.5	1.0	0.4	0.6	-	0.5	0.4	0.7	3.1	
3. Two days	0.1	0.2	-	*	0.2	0.1	0.3	*	-	0.1	0.2	0.1	0.1	-	0.1	1.1	
4. 3-5 days	0.3	0.3	0.1	0.2	0.3	-	0.5	0.4	0.2	0.1	0.5	0.2	0.2	-	0.4	1.9	
5. 6-9 days	0.1	-	-	-	0.3	-	0.3	-	-	*	-	-	-	-	0.5	-	
6. 10 or more days	1.1	1.3	0.2	0.7	0.3	2.0	0.5	1.2	0.6	0.5	2.3	0.3	0.7	-	2.8	11.2	
<i>Item 29590 Subject B07, S01</i>	<i>N</i>	<i>2492</i>	<i>1116</i>	<i>1252</i>	<i>1552</i>	<i>286</i>	<i>475</i>	<i>549</i>	<i>939</i>	<i>529</i>	<i>1920</i>	<i>427</i>	<i>1324</i>	<i>511</i>	<i>213</i>	<i>340</i>	<i>42</i>
A14: During the past 12 months, has anyone made an offer at school to sell or give you an illegal drug (or actually sold or given you one at school)?																	
1. No	75.6	69.4	82.1	75.8	83.3	71.9	75.2	78.9	73.6	77.4	68.1	89.5	70.3	65.8	41.0	25.1	
2. Yes	24.4	30.6	17.9	24.2	16.7	28.1	24.8	21.1	26.4	22.6	31.9	10.5	29.7	34.2	59.0	74.9	
<i>Item 25820 Subject A03a</i>	<i>N</i>	<i>2484</i>	<i>1113</i>	<i>1251</i>	<i>1550</i>	<i>283</i>	<i>475</i>	<i>547</i>	<i>935</i>	<i>528</i>	<i>1920</i>	<i>423</i>	<i>1325</i>	<i>506</i>	<i>213</i>	<i>340</i>	<i>40</i>
A15: In your present school, how vigorous are the teachers and administrators in their attempts to prevent students from . . .																	
A15A: Smoking?																	
1. Not at all	13.4	12.9	12.1	11.9	16.8	10.8	15.2	13.9	12.8	12.5	13.8	11.7	13.8	12.6	14.1	21.5	
2. Slightly	16.3	17.3	16.2	17.6	12.2	14.6	18.7	15.8	16.1	16.9	13.2	14.0	19.4	18.5	19.2	25.4	
3. Somewhat	18.8	18.1	19.6	20.7	12.1	19.6	22.7	16.3	18.5	18.9	20.6	19.6	17.6	19.4	19.7	12.4	
4. Fairly vigorous	17.6	18.8	17.2	19.8	15.0	20.9	15.0	17.0	18.3	17.5	18.3	17.8	15.6	18.0	21.0	15.8	
5. Very vigorous	16.6	16.5	16.3	15.3	21.2	18.5	12.4	18.8	15.4	16.0	18.4	18.2	16.9	15.6	10.0	13.7	
8. Don't know	17.4	16.4	18.7	14.6	22.8	15.6	16.1	18.2	18.9	18.2	15.7	18.8	16.8	15.9	16.1	11.3	
<i>Item 23550 Subject A10a, B01</i>	<i>N</i>	<i>2486</i>	<i>1114</i>	<i>1250</i>	<i>1548</i>	<i>285</i>	<i>476</i>	<i>546</i>	<i>936</i>	<i>528</i>	<i>1921</i>	<i>424</i>	<i>1323</i>	<i>508</i>	<i>213</i>	<i>340</i>	<i>41</i>
A15B: Drinking?																	
1. Not at all	11.6	11.8	10.1	10.4	17.0	11.0	11.6	13.0	9.8	11.4	11.3	9.8	13.4	8.7	12.5	25.8	
2. Slightly	14.5	16.2	13.4	15.2	12.0	14.1	16.8	13.4	14.5	14.3	14.6	13.4	16.1	15.0	17.7	14.3	
3. Somewhat	18.4	18.1	18.9	20.3	11.6	17.7	22.1	17.5	16.7	18.5	20.1	18.8	18.4	23.7	15.7	9.7	
4. Fairly vigorous	16.8	16.3	17.8	18.8	13.6	20.8	16.1	14.2	18.4	17.5	13.8	17.4	13.5	16.9	21.4	9.1	
5. Very vigorous	20.1	20.5	19.3	19.4	21.5	22.3	16.7	20.5	20.9	19.5	21.4	20.6	20.1	20.1	17.2	16.6	
8. Don't know	18.6	17.0	20.4	15.9	24.3	14.1	16.8	21.4	19.6	18.8	18.9	20.1	18.5	15.6	15.5	24.6	
<i>Item 23560 Subject A10a, B01</i>	<i>N</i>	<i>2483</i>	<i>1113</i>	<i>1249</i>	<i>1547</i>	<i>284</i>	<i>476</i>	<i>545</i>	<i>935</i>	<i>528</i>	<i>1920</i>	<i>424</i>	<i>1322</i>	<i>507</i>	<i>213</i>	<i>339</i>	<i>41</i>
A15C: Drug use?																	
1. Not at all	10.6	10.4	9.4	9.3	14.6	9.5	10.7	11.8	9.4	10.4	10.3	8.9	12.2	7.6	10.5	23.6	
2. Slightly	11.4	11.8	11.3	12.2	10.7	12.7	12.7	10.2	10.8	11.5	10.7	10.8	13.6	9.5	12.8	10.3	
3. Somewhat	15.8	15.1	16.9	16.9	11.7	12.5	19.1	16.1	14.9	15.6	19.1	15.5	14.8	23.1	15.2	20.2	
4. Fairly vigorous	18.6	19.0	18.6	21.4	11.4	20.2	18.8	16.2	21.3	19.4	15.6	17.8	17.2	19.0	24.8	20.7	
5. Very vigorous	25.3	26.5	24.2	24.2	27.1	28.0	20.5	26.4	26.1	24.7	25.8	27.6	23.6	24.1	20.0	19.8	
8. Don't know	18.2	17.1	19.5	16.0	24.6	17.1	18.2	19.2	17.5	18.4	18.6	19.4	18.6	16.6	16.8	5.5	
<i>Item 23570 Subject A10a, B01</i>	<i>N</i>	<i>2483</i>	<i>1114</i>	<i>1248</i>	<i>1546</i>	<i>285</i>	<i>476</i>	<i>545</i>	<i>934</i>	<i>528</i>	<i>1918</i>	<i>424</i>	<i>1323</i>	<i>508</i>	<i>213</i>	<i>338</i>	<i>40</i>
A16: How severe do you think the consequences would be for a student in your school who gets caught . . .																	
A16A: Smoking?																	
1. No consequences	4.2	4.3	3.1	3.4	2.3	4.2	5.0	3.5	4.6	3.3	6.0	3.4	4.2	3.3	4.7	12.5	
2. Mild	29.3	30.6	29.1	33.9	18.4	28.8	35.8	26.6	27.7	29.1	32.3	25.1	33.1	36.9	37.9	29.6	
3. Moderate	32.4	30.6	34.5	36.1	25.3	35.1	34.9	31.5	28.8	33.3	32.7	31.1	33.4	34.3	36.8	27.4	
4. Severe	26.6	27.6	25.7	20.5	46.2	24.9	18.4	31.6	27.7	26.7	22.0	32.3	22.0	20.7	16.0	20.0	
8. Don't know	7.6	6.9	7.6	6.2	7.8	7.0	5.9	6.7	11.3	7.5	7.0	8.1	7.3	4.7	4.7	10.4	
<i>Item 23580 Subject A10a, B01</i>	<i>N</i>	<i>2482</i>	<i>1113</i>	<i>1250</i>	<i>1546</i>	<i>284</i>	<i>474</i>	<i>546</i>	<i>934</i>	<i>527</i>	<i>1917</i>	<i>424</i>	<i>1323</i>	<i>508</i>	<i>211</i>	<i>341</i>	<i>39</i>
A16B: Using (or possessing) alcohol?																	
1. No consequences	1.8	2.1	0.8	0.9	3.6	1.5	2.1	2.4	0.7	1.2	4.0	1.7	0.9	-	2.0	8.5	
2. Mild	8.4	8.2	8.1	8.0	7.8	8.5	9.3	7.7	8.8	7.5	11.0	8.0	7.6	10.2	8.6	14.4	
3. Moderate	27.9	30.4	26.4	30.7	18.9	27.9	30.7	26.3	27.8	28.6	27.7	26.7	28.5	27.7	34.0	25.0	
4. Severe	54.8	53.2	57.1	55.0	62.4	53.2	52.1	56.6	55.6	56.0	50.8	56.2	55.5	56.3	51.5	45.2	
8. Don't know	7.1	6.1	7.6	5.5	7.3	8.9	5.8	7.1	7.1	6.8	6.6	7.3	7.6	5.7	3.9	6.9	
<i>Item 23590 Subject A10a, B01</i>	<i>N</i>	<i>2478</i>	<i>1111</i>	<i>1247</i>	<i>1545</i>	<i>284</i>	<i>472</i>	<i>545</i>	<i>934</i>	<i>527</i>	<i>1913</i>	<i>424</i>	<i>1322</i>	<i>506</i>	<i>213</i>	<i>340</i>	<i>39</i>

* = less than .05 percent.

QUESTIONNAIRE FORM 6 2007	TOTAL	SEX		RACE		REGION				COLLEGE PLANS?		ILLCIT DRUG USE: LIFETIME					
		M	F	White	Black	NE	NC	S	W	Yes	No	None	Mari- juana Only	Few Pills	More Pills	Any Her- oin	
<i>N (Weighted No. of Cases):</i>	2516	1118	1260	1557	288	484	550	949	533	1927	429	1329	512	213	342	43	
<i>% of Weighted Total:</i>	100.0	44.4	50.1	61.9	11.4	19.2	21.8	37.7	21.2	76.6	17.0	52.8	20.4	8.5	13.6	1.7	
A16C: Using (or possessing) an illegal drug?																	
1. No consequences	1.8	2.0	0.8	0.9	2.7	1.6	1.9	2.3	1.2	1.1	4.6	1.6	0.7	-	2.0	8.2	
2. Mild	3.6	3.1	3.7	3.6	3.3	4.9	2.5	3.5	3.7	2.7	6.7	3.5	3.2	2.4	5.2	1.4	
3. Moderate	11.9	11.0	12.9	12.0	10.2	10.0	16.0	10.4	12.2	12.3	10.9	9.9	14.4	13.3	13.6	29.5	
4. Severe	75.1	76.3	75.7	77.0	77.3	73.1	72.6	78.1	74.4	76.8	70.4	77.0	74.3	77.7	75.4	52.4	
8. Don't know	7.5	7.6	6.9	6.5	6.5	10.5	6.9	5.8	8.5	7.1	7.5	8.0	7.3	6.6	3.8	8.5	
<i>Item 23600 Subject A10a, B01</i>	<i>N</i>	<i>2480</i>	<i>1113</i>	<i>1247</i>	<i>1546</i>	<i>284</i>	<i>472</i>	<i>545</i>	<i>936</i>	<i>527</i>	<i>1914</i>	<i>424</i>	<i>1323</i>	<i>505</i>	<i>213</i>	<i>339</i>	<i>41</i>
A17: The next questions ask for your opinions on the effects of using certain drugs and other substances. How much do you think people risk harming themselves (physically or in other ways), if they . . .																	
A17A: Smoke one or more packs of cigarettes per day																	
1. No risk	2.2	2.5	1.2	1.1	5.3	2.3	2.3	2.6	1.2	1.6	4.4	1.3	1.7	0.7	1.9	23.9	
2. Slight risk	3.8	3.6	4.0	3.9	4.4	3.6	4.8	3.6	3.1	3.1	6.0	3.1	3.2	7.5	5.0	5.7	
3. Moderate risk	19.4	23.1	17.0	21.2	13.7	20.5	22.1	18.1	18.0	18.3	25.4	18.1	19.0	17.2	28.0	19.9	
4. Great risk	72.6	68.4	76.4	72.6	73.3	73.0	69.4	72.0	76.7	75.6	60.0	74.8	75.2	73.7	64.3	50.6	
5. Can't say, drug unfamiliar	2.0	2.4	1.4	1.2	3.3	0.6	1.3	3.7	1.0	1.5	4.2	2.7	0.9	0.9	0.8	-	
<i>Item 12360 Subject A14a</i>	<i>N</i>	<i>2479</i>	<i>1112</i>	<i>1246</i>	<i>1544</i>	<i>284</i>	<i>473</i>	<i>545</i>	<i>934</i>	<i>527</i>	<i>1918</i>	<i>422</i>	<i>1319</i>	<i>508</i>	<i>213</i>	<i>337</i>	<i>42</i>
A17B: Try marijuana once or twice																	
1. No risk	30.2	34.3	26.1	33.2	25.4	35.0	32.9	26.3	30.3	29.2	32.8	12.9	46.6	45.0	59.3	72.7	
2. Slight risk	32.9	31.5	34.4	33.2	32.0	35.2	37.2	30.4	30.7	34.0	29.8	34.4	35.9	31.5	25.2	8.3	
3. Moderate risk	16.8	16.2	18.1	16.8	17.8	14.2	16.9	18.4	16.2	17.5	14.0	22.4	9.6	15.1	10.0	3.8	
4. Great risk	16.7	14.5	18.3	14.2	21.0	13.6	10.6	20.2	19.7	16.5	17.9	25.1	6.9	6.8	4.4	15.2	
5. Can't say, drug unfamiliar	3.4	3.5	3.0	2.6	3.9	2.1	2.3	4.7	3.1	2.8	5.5	5.2	1.0	1.6	1.0	-	
<i>Item 12370 Subject A14a</i>	<i>N</i>	<i>2479</i>	<i>1111</i>	<i>1247</i>	<i>1543</i>	<i>286</i>	<i>472</i>	<i>543</i>	<i>937</i>	<i>528</i>	<i>1918</i>	<i>422</i>	<i>1321</i>	<i>507</i>	<i>213</i>	<i>338</i>	<i>42</i>
A17C: Smoke marijuana occasionally																	
1. No risk	15.0	17.4	12.4	16.2	14.8	16.4	14.9	13.3	16.9	13.1	21.8	4.4	21.0	19.9	37.9	51.4	
2. Slight risk	24.6	27.5	21.8	26.4	21.7	30.2	28.5	21.1	21.7	24.9	22.5	16.1	35.6	37.5	33.6	23.6	
3. Moderate risk	30.4	28.1	33.4	30.6	29.5	30.5	33.5	30.5	27.0	32.9	22.2	33.8	31.2	29.7	20.4	5.4	
4. Great risk	26.9	23.7	29.6	24.6	30.5	20.7	21.0	30.8	31.6	26.7	28.0	41.0	11.1	11.8	7.4	17.5	
5. Can't say, drug unfamiliar	3.1	3.3	2.7	2.3	3.5	2.2	2.0	4.4	2.7	2.5	5.4	4.7	1.2	1.1	0.7	2.1	
<i>Item 12380 Subject A14a</i>	<i>N</i>	<i>2478</i>	<i>1109</i>	<i>1247</i>	<i>1542</i>	<i>284</i>	<i>473</i>	<i>544</i>	<i>934</i>	<i>528</i>	<i>1915</i>	<i>424</i>	<i>1318</i>	<i>507</i>	<i>213</i>	<i>338</i>	<i>42</i>
A17D: Smoke marijuana regularly																	
1. No risk	7.1	9.0	4.7	6.2	9.0	8.2	5.3	6.8	8.7	5.6	11.5	2.5	6.9	9.8	19.1	28.9	
2. Slight risk	12.2	12.6	11.8	14.2	11.1	14.4	13.1	9.7	13.8	11.4	16.6	5.0	18.8	19.4	24.6	26.8	
3. Moderate risk	23.0	26.6	20.0	24.5	17.2	25.6	29.8	19.2	20.4	23.4	20.8	15.2	35.6	30.3	31.1	17.2	
4. Great risk	54.8	48.4	61.4	53.0	59.1	49.6	49.8	60.1	55.2	57.5	45.5	72.9	37.9	39.7	24.3	25.0	
5. Can't say, drug unfamiliar	2.9	3.4	2.1	2.2	3.7	2.2	2.0	4.2	1.9	2.2	5.6	4.4	0.9	0.9	1.0	2.1	
<i>Item 12390 Subject A14a</i>	<i>N</i>	<i>2470</i>	<i>1109</i>	<i>1242</i>	<i>1538</i>	<i>284</i>	<i>470</i>	<i>541</i>	<i>932</i>	<i>526</i>	<i>1911</i>	<i>421</i>	<i>1319</i>	<i>503</i>	<i>211</i>	<i>338</i>	<i>40</i>
A17E: Try cocaine once or twice																	
1. No risk	4.8	6.2	2.8	4.1	4.1	5.2	4.6	5.1	4.2	4.3	6.6	1.9	3.9	2.2	12.8	39.8	
2. Slight risk	15.1	13.4	16.8	16.5	5.8	16.2	16.3	13.5	15.6	14.9	14.5	12.7	13.0	16.9	23.8	31.2	
3. Moderate risk	23.8	23.8	25.0	25.7	19.4	23.8	25.1	23.1	23.6	25.3	19.7	23.1	26.9	27.0	24.1	10.3	
4. Great risk	51.3	50.7	51.6	49.9	64.3	53.4	49.5	50.8	52.4	51.2	52.2	56.2	52.5	50.0	35.8	16.8	
5. Can't say, drug unfamiliar	5.0	5.9	3.9	3.9	6.4	1.4	4.5	7.5	4.2	4.4	6.9	6.0	3.7	3.9	3.5	1.9	
<i>Item 12490 Subject A14a</i>	<i>N</i>	<i>2474</i>	<i>1109</i>	<i>1244</i>	<i>1541</i>	<i>283</i>	<i>472</i>	<i>543</i>	<i>932</i>	<i>527</i>	<i>1912</i>	<i>422</i>	<i>1317</i>	<i>507</i>	<i>212</i>	<i>337</i>	<i>42</i>
A17F: Take one or two drinks nearly every day																	
1. No risk	8.0	11.2	4.5	8.0	7.3	7.7	10.7	9.1	3.2	6.7	12.6	4.6	7.5	8.2	16.4	34.2	
2. Slight risk	21.0	25.5	16.8	23.0	12.9	18.8	22.8	21.4	20.2	20.0	24.6	17.4	23.0	26.7	29.5	14.7	
3. Moderate risk	34.7	33.9	36.2	36.3	34.8	39.3	34.4	34.2	31.9	35.5	32.4	33.5	40.3	39.2	32.0	25.8	
4. Great risk	34.2	26.9	41.1	31.3	41.7	32.8	30.4	31.7	43.8	36.3	26.0	41.8	28.0	25.0	21.6	23.3	
5. Can't say, drug unfamiliar	2.2	2.5	1.4	1.3	3.4	1.3	1.6	3.5	1.0	1.5	4.5	2.8	1.3	0.9	0.5	2.1	
<i>Item 12520 Subject A14a</i>	<i>N</i>	<i>2479</i>	<i>1109</i>	<i>1248</i>	<i>1543</i>	<i>285</i>	<i>473</i>	<i>544</i>	<i>935</i>	<i>527</i>	<i>1916</i>	<i>423</i>	<i>1318</i>	<i>508</i>	<i>213</i>	<i>338</i>	<i>42</i>

QUESTIONNAIRE FORM 6 2007	TOTAL	SEX		RACE		REGION				COLLEGE PLANS?		ILLICIT DRUG USE: LIFETIME					
		M	F	White	Black	NE	NC	S	W	Yes	No	None	Mari- juana Only	Few Pills	More Pills	Any Her- oin	
<i>N (Weighted No. of Cases):</i>	2516	1118	1260	1557	288	484	550	949	533	1927	429	1329	512	213	342	43	
<i>% of Weighted Total:</i>	100.0	44.4	50.1	61.9	11.4	19.2	21.8	37.7	21.2	76.6	17.0	52.8	20.4	8.5	13.6	1.7	
A17G: Take four or five drinks nearly every day																	
1. No risk	3.4	5.0	1.3	2.8	4.3	4.0	3.8	4.0	1.5	2.5	6.1	1.8	2.5	3.4	6.0	27.3	
2. Slight risk	6.1	7.8	4.2	6.8	4.8	4.7	8.2	6.6	4.1	5.1	10.5	4.8	5.9	6.8	11.1	8.3	
3. Moderate risk	19.0	24.5	14.9	21.2	11.0	16.8	20.6	20.0	17.5	18.2	24.0	16.1	20.1	20.7	29.1	17.4	
4. Great risk	69.2	59.6	78.0	67.6	76.5	73.6	65.8	65.1	75.9	72.3	54.9	74.1	70.3	67.6	53.0	45.0	
5. Can't say, drug unfamiliar	2.3	3.0	1.5	1.7	3.4	1.0	1.5	4.3	0.9	1.9	4.5	3.2	1.2	1.6	0.8	2.1	
<i>Item 12530 Subject A14a</i>	<i>N</i>	<i>2480</i>	<i>1112</i>	<i>1248</i>	<i>1546</i>	<i>286</i>	<i>473</i>	<i>545</i>	<i>937</i>	<i>526</i>	<i>1917</i>	<i>424</i>	<i>1321</i>	<i>508</i>	<i>213</i>	<i>338</i>	<i>42</i>
A17H: Have five or more drinks once or twice each weekend																	
1. No risk	7.3	10.4	3.8	7.6	6.0	8.0	7.6	8.0	5.0	6.3	10.7	3.9	6.8	8.9	15.5	28.1	
2. Slight risk	15.2	16.2	14.1	18.0	9.2	15.3	18.5	14.4	13.4	14.3	19.8	8.7	18.9	23.4	27.3	25.2	
3. Moderate risk	27.2	27.6	27.5	30.3	18.3	27.6	31.9	25.2	25.6	28.3	23.9	23.2	34.3	31.3	33.7	19.8	
4. Great risk	48.0	43.2	52.9	42.7	63.1	47.5	40.4	48.8	55.0	49.3	41.5	61.1	39.1	34.9	22.8	24.9	
5. Can't say, drug unfamiliar	2.3	2.7	1.6	1.5	3.4	1.7	1.5	3.7	1.0	1.8	4.1	3.1	1.0	1.6	0.8	2.1	
<i>Item 12540 Subject A14a</i>	<i>N</i>	<i>2476</i>	<i>1110</i>	<i>1247</i>	<i>1542</i>	<i>285</i>	<i>470</i>	<i>545</i>	<i>934</i>	<i>526</i>	<i>1914</i>	<i>424</i>	<i>1319</i>	<i>506</i>	<i>213</i>	<i>338</i>	<i>42</i>
A17I: Take steroids for body-building or improved athletic performance																	
1. No risk	2.5	3.2	1.2	1.4	3.5	3.7	1.9	2.4	2.2	1.8	4.8	1.5	2.4	1.0	2.2	23.5	
2. Slight risk	8.4	10.6	6.7	9.4	6.3	9.5	10.9	7.9	5.9	8.7	8.0	8.3	6.9	7.1	11.9	15.2	
3. Moderate risk	25.7	24.7	26.9	28.1	20.6	24.5	28.3	24.4	26.3	26.5	24.3	23.9	27.6	26.6	31.3	20.0	
4. Great risk	57.4	55.8	59.5	56.2	61.7	58.4	54.3	56.8	61.0	58.2	53.1	60.4	57.7	56.9	50.4	38.2	
5. Can't say, drug unfamiliar	6.0	5.8	5.7	4.9	8.0	3.9	4.6	8.5	4.6	4.8	9.9	5.9	5.4	8.4	4.3	3.0	
<i>Item 24510 Subject A14a</i>	<i>N</i>	<i>2476</i>	<i>1110</i>	<i>1245</i>	<i>1543</i>	<i>286</i>	<i>471</i>	<i>543</i>	<i>935</i>	<i>528</i>	<i>1915</i>	<i>424</i>	<i>1316</i>	<i>507</i>	<i>213</i>	<i>338</i>	<i>42</i>
A17J: Take MDMA (ecstasy) once or twice																	
1. No risk	3.5	4.8	1.6	2.9	3.2	5.0	3.5	3.3	2.6	2.9	5.6	1.7	3.1	0.9	8.3	25.9	
2. Slight risk	10.5	11.1	9.8	11.0	9.1	10.5	12.3	8.6	11.9	10.2	11.4	5.7	10.0	11.0	26.3	27.1	
3. Moderate risk	18.4	18.5	19.4	18.9	14.9	21.2	18.7	16.4	19.0	19.5	16.0	17.1	18.5	26.6	20.3	18.8	
4. Great risk	58.1	53.7	62.1	58.7	61.1	56.0	57.4	59.5	58.3	59.0	54.3	64.6	58.8	52.9	41.1	27.2	
5. Can't say, drug unfamiliar	9.5	11.9	7.1	8.5	11.7	7.3	8.1	12.2	8.2	8.4	12.8	10.9	9.5	8.7	4.0	1.1	
<i>Item 23040 Subject A14a</i>	<i>N</i>	<i>2477</i>	<i>1110</i>	<i>1246</i>	<i>1542</i>	<i>285</i>	<i>473</i>	<i>543</i>	<i>935</i>	<i>527</i>	<i>1913</i>	<i>424</i>	<i>1316</i>	<i>508</i>	<i>213</i>	<i>338</i>	<i>42</i>
A18: Individuals differ in whether or not they disapprove of people doing certain things. Do YOU disapprove of people (who are 18 or older) doing each of the following?																	
A18A: Smoking one or more packs of cigarettes per day																	
1. Don't disapprove	26.7	29.4	23.3	28.8	18.9	26.2	31.4	27.5	20.8	23.5	40.2	16.8	29.8	35.8	49.3	67.0	
2. Disapprove	36.8	37.0	37.7	36.8	34.0	34.9	39.1	37.5	34.7	38.0	31.9	39.2	36.4	35.4	31.6	17.3	
3. Strongly disapprove	36.5	33.5	39.0	34.3	47.2	38.9	29.5	35.0	44.5	38.5	27.9	44.1	33.8	28.8	19.0	15.7	
<i>Item 8560 Subject A11a</i>	<i>N</i>	<i>2482</i>	<i>1111</i>	<i>1251</i>	<i>1547</i>	<i>285</i>	<i>475</i>	<i>545</i>	<i>935</i>	<i>526</i>	<i>1919</i>	<i>425</i>	<i>1319</i>	<i>511</i>	<i>213</i>	<i>341</i>	<i>42</i>
A18B: Trying marijuana once or twice																	
1. Don't disapprove	46.5	50.7	42.7	49.9	37.0	55.9	50.5	39.8	46.0	45.2	51.6	22.5	72.6	66.9	82.0	86.2	
2. Disapprove	28.6	25.0	32.0	27.0	35.4	24.0	30.2	30.7	27.6	30.5	21.2	36.6	21.0	26.0	13.5	6.1	
3. Strongly disapprove	24.8	24.4	25.2	23.2	27.6	20.1	19.3	29.6	26.4	24.3	27.2	40.9	6.4	7.1	4.4	7.7	
<i>Item 8570 Subject A11a</i>	<i>N</i>	<i>2482</i>	<i>1110</i>	<i>1252</i>	<i>1547</i>	<i>285</i>	<i>474</i>	<i>547</i>	<i>935</i>	<i>525</i>	<i>1919</i>	<i>425</i>	<i>1319</i>	<i>511</i>	<i>212</i>	<i>341</i>	<i>42</i>
A18C: Smoking marijuana occasionally																	
1. Don't disapprove	34.4	39.7	29.3	36.5	29.0	41.7	34.2	30.5	34.9	32.0	42.9	13.4	50.3	52.9	72.0	80.3	
2. Disapprove	31.0	29.3	32.9	29.2	36.3	31.2	35.0	30.2	28.2	33.2	23.8	32.9	35.6	29.9	20.0	14.6	
3. Strongly disapprove	34.6	31.0	37.8	34.3	34.8	27.0	30.8	39.3	36.9	34.8	33.3	53.7	14.1	17.2	8.0	5.1	
<i>Item 8580 Subject A11a</i>	<i>N</i>	<i>2480</i>	<i>1109</i>	<i>1251</i>	<i>1546</i>	<i>285</i>	<i>474</i>	<i>546</i>	<i>934</i>	<i>526</i>	<i>1918</i>	<i>425</i>	<i>1317</i>	<i>511</i>	<i>213</i>	<i>341</i>	<i>42</i>
A18D: Smoking marijuana regularly																	
1. Don't disapprove	21.8	27.0	16.2	22.1	21.8	25.2	20.6	20.6	21.9	18.7	34.0	6.9	27.6	28.0	56.9	74.6	
2. Disapprove	28.1	28.9	27.4	26.7	32.0	32.8	31.9	24.9	25.8	29.5	22.1	24.4	38.6	35.7	23.2	12.3	
3. Strongly disapprove	50.1	44.1	56.4	51.1	46.2	42.0	47.5	54.5	52.3	51.8	43.9	68.8	33.8	36.3	19.8	13.1	
<i>Item 8590 Subject A11a</i>	<i>N</i>	<i>2478</i>	<i>1109</i>	<i>1251</i>	<i>1546</i>	<i>285</i>	<i>475</i>	<i>547</i>	<i>934</i>	<i>522</i>	<i>1918</i>	<i>422</i>	<i>1318</i>	<i>510</i>	<i>210</i>	<i>341</i>	<i>42</i>

DESCRIPTIVE RESULTS: 2007

229

QUESTIONNAIRE FORM 6 2007	TOTAL	SEX		RACE		REGION				COLLEGE PLANS?		ILLICIT DRUG USE: LIFETIME				
		M	F	White	Black	NE	NC	S	W	Yes	No	None	Mari- juana Only	Few Pills	More Pills	Any Her- oin
<i>N (Weighted No. of Cases):</i>	2516	1118	1260	1557	288	484	550	949	533	1927	429	1329	512	213	342	43
<i>% of Weighted Total:</i>	100.0	44.4	50.1	61.9	11.4	19.2	21.8	37.7	21.2	76.6	17.0	52.8	20.4	8.5	13.6	1.7
A18E: Trying cocaine once or twice																
1. Don't disapprove	12.8	14.6	10.4	13.1	8.2	11.5	13.8	13.0	12.5	11.9	16.5	5.9	9.3	14.9	36.2	63.2
2. Disapprove	27.5	25.9	29.1	26.7	26.5	28.9	28.3	27.2	25.8	28.5	23.7	25.5	29.9	31.4	28.1	27.4
3. Strongly disapprove	59.7	59.5	60.5	60.2	65.3	59.6	57.9	59.8	61.7	59.6	59.8	68.6	60.8	53.7	35.7	9.4
<i>Item 8690 Subject A11a</i>	<i>N 2471</i>	<i>1106</i>	<i>1246</i>	<i>1540</i>	<i>284</i>	<i>473</i>	<i>544</i>	<i>930</i>	<i>524</i>	<i>1912</i>	<i>421</i>	<i>1316</i>	<i>507</i>	<i>211</i>	<i>338</i>	<i>42</i>
A18F: Taking one or two drinks nearly every day																
1. Don't disapprove	29.6	36.5	23.5	31.2	24.2	30.8	33.9	29.8	23.8	27.9	38.4	20.8	31.6	36.0	52.5	64.0
2. Disapprove	40.8	38.0	43.4	40.4	37.5	44.5	40.6	40.5	38.2	42.1	36.6	40.7	44.7	43.0	34.7	24.7
3. Strongly disapprove	29.6	25.5	33.0	28.5	38.3	24.7	25.5	29.7	38.0	30.0	25.0	38.6	23.8	21.0	12.8	11.3
<i>Item 8720 Subject A11a</i>	<i>N 2479</i>	<i>1111</i>	<i>1248</i>	<i>1548</i>	<i>285</i>	<i>473</i>	<i>547</i>	<i>933</i>	<i>526</i>	<i>1919</i>	<i>424</i>	<i>1316</i>	<i>512</i>	<i>213</i>	<i>340</i>	<i>42</i>
A18G: Taking four or five drinks nearly every day																
1. Don't disapprove	14.8	20.7	8.9	14.7	14.5	14.3	17.7	15.9	10.1	12.5	23.6	9.4	14.6	14.6	29.0	48.2
2. Disapprove	31.2	31.0	31.1	31.0	30.3	35.6	32.3	28.6	30.5	31.4	31.3	28.6	32.2	36.3	37.5	23.8
3. Strongly disapprove	54.1	48.3	60.0	54.3	55.1	50.1	50.0	55.5	59.4	56.0	45.2	62.0	53.2	49.1	33.5	28.0
<i>Item 8730 Subject A11a</i>	<i>N 2481</i>	<i>1111</i>	<i>1251</i>	<i>1548</i>	<i>284</i>	<i>475</i>	<i>545</i>	<i>934</i>	<i>527</i>	<i>1919</i>	<i>425</i>	<i>1319</i>	<i>511</i>	<i>213</i>	<i>341</i>	<i>42</i>
A18H: Having five or more drinks once or twice each weekend																
1. Don't disapprove	32.5	38.0	26.8	36.5	19.4	33.0	40.2	32.2	24.6	30.8	39.7	18.2	40.2	45.3	62.1	64.2
2. Disapprove	28.6	26.8	30.8	27.8	28.2	32.5	26.6	27.2	29.9	29.6	26.4	28.8	30.8	27.3	27.0	27.0
3. Strongly disapprove	38.9	35.3	42.4	35.7	52.4	34.5	33.2	40.7	45.4	39.6	33.9	53.0	29.1	27.4	10.9	8.8
<i>Item 8740 Subject A11a</i>	<i>N 2479</i>	<i>1113</i>	<i>1247</i>	<i>1547</i>	<i>285</i>	<i>473</i>	<i>546</i>	<i>934</i>	<i>525</i>	<i>1920</i>	<i>425</i>	<i>1317</i>	<i>511</i>	<i>213</i>	<i>339</i>	<i>42</i>
A18I: Taking steroids for body-building or improved athletic performance																
1. Don't disapprove	10.8	13.6	7.4	10.4	11.4	8.9	15.3	10.4	8.3	9.7	15.7	8.3	9.9	7.9	19.2	30.0
2. Disapprove	34.4	33.7	35.7	35.8	27.8	38.8	34.8	33.2	32.0	35.3	29.9	31.5	38.9	41.6	35.4	30.9
3. Strongly disapprove	54.9	52.7	57.0	53.9	60.7	52.3	49.9	56.3	59.7	54.9	54.4	60.2	51.2	50.5	45.4	39.1
<i>Item 24520 Subject A11a</i>	<i>N 2477</i>	<i>1112</i>	<i>1247</i>	<i>1548</i>	<i>285</i>	<i>475</i>	<i>547</i>	<i>933</i>	<i>522</i>	<i>1916</i>	<i>425</i>	<i>1317</i>	<i>510</i>	<i>213</i>	<i>341</i>	<i>42</i>
A18J: Trying heroin once or twice without using a needle																
1. Don't disapprove	6.4	8.5	3.9	5.5	6.1	7.4	5.6	7.5	4.5	5.4	10.0	3.5	5.4	5.1	13.5	44.6
2. Disapprove	18.5	18.3	18.5	17.2	19.8	19.7	22.1	16.3	17.5	18.9	17.2	18.7	16.8	17.0	19.8	17.8
3. Strongly disapprove	75.1	73.2	77.6	77.3	74.1	72.9	72.4	76.2	78.1	75.7	72.7	77.8	77.9	77.9	66.6	37.5
<i>Item 29690 Subject A11a</i>	<i>N 2478</i>	<i>1113</i>	<i>1248</i>	<i>1545</i>	<i>285</i>	<i>473</i>	<i>543</i>	<i>934</i>	<i>528</i>	<i>1920</i>	<i>424</i>	<i>1318</i>	<i>511</i>	<i>213</i>	<i>339</i>	<i>42</i>
A18K: Taking heroin occasionally without using a needle																
1. Don't disapprove	5.1	7.3	2.4	4.0	6.4	5.6	4.4	6.2	3.2	4.3	8.7	2.6	5.0	3.7	10.3	37.0
2. Disapprove	15.2	15.1	15.0	13.2	19.4	17.5	18.3	13.4	13.2	14.8	15.7	15.5	14.6	9.7	16.3	16.9
3. Strongly disapprove	79.7	77.6	82.6	82.7	74.3	76.9	77.3	80.3	83.6	81.0	75.5	81.8	80.4	86.5	73.4	46.1
<i>Item 29700 Subject A11a</i>	<i>N 2481</i>	<i>1113</i>	<i>1250</i>	<i>1547</i>	<i>285</i>	<i>475</i>	<i>545</i>	<i>934</i>	<i>527</i>	<i>1922</i>	<i>424</i>	<i>1319</i>	<i>511</i>	<i>213</i>	<i>341</i>	<i>42</i>
A18L: Taking MDMA (ecstasy) once or twice																
1. Don't disapprove	12.2	15.1	8.7	11.6	10.6	13.4	11.8	11.6	12.4	11.1	15.8	4.6	10.5	15.7	32.3	65.1
2. Disapprove	24.6	23.4	25.3	22.3	25.4	24.2	26.1	23.0	26.2	25.4	21.0	22.2	25.8	25.6	31.2	20.3
3. Strongly disapprove	63.2	61.5	66.0	66.1	64.0	62.4	62.0	65.4	61.5	63.5	63.1	73.2	63.7	58.7	36.5	14.6
<i>Item 29960 Subject A11a</i>	<i>N 2477</i>	<i>1111</i>	<i>1247</i>	<i>1544</i>	<i>285</i>	<i>472</i>	<i>545</i>	<i>933</i>	<i>526</i>	<i>1920</i>	<i>423</i>	<i>1317</i>	<i>511</i>	<i>213</i>	<i>338</i>	<i>42</i>
A19: How difficult do you think it would be for you to get each of the following types of drugs, if you wanted some?																

QUESTIONNAIRE FORM 6 2007	TOTAL	SEX		RACE		REGION				COLLEGE PLANS?		ILLICIT DRUG USE: LIFETIME					
		M	F	White	Black	NE	NC	S	W	Yes	No	None	Mari- juana Only	Few Pills	More Pills	Any Her- oin	
<i>N (Weighted No. of Cases):</i>	2516	1118	1260	1557	288	484	550	949	533	1927	429	1329	512	213	342	43	
<i>% of Weighted Total:</i>	100.0	44.4	50.1	61.9	11.4	19.2	21.8	37.7	21.2	76.6	17.0	52.8	20.4	8.5	13.6	1.7	
A19A: Marijuana (pot, weed)																	
1. Probably impossible	5.0	4.3	4.8	3.5	6.9	4.0	5.4	6.0	3.8	4.2	7.1	7.3	2.0	1.1	1.6	-	
2. Very difficult	2.7	3.3	2.0	2.1	3.3	1.5	2.5	3.4	2.9	2.6	2.9	4.7	0.4	0.5	-	3.1	
3. Fairly difficult	7.4	7.8	7.3	7.5	7.0	4.7	6.5	8.8	8.1	7.6	6.7	11.5	2.7	4.0	1.8	5.4	
4. Fairly easy	23.2	24.0	23.4	25.9	17.2	21.2	19.0	23.0	29.5	25.4	14.3	30.7	16.4	16.0	13.1	2.0	
5. Very easy	61.7	60.5	62.5	61.1	65.6	68.5	66.6	58.8	55.7	60.2	69.1	45.9	78.4	78.4	83.5	89.5	
<i>Item 6750 Subject A03a</i>	<i>N</i>	<i>2470</i>	<i>1109</i>	<i>1244</i>	<i>1546</i>	<i>284</i>	<i>469</i>	<i>544</i>	<i>931</i>	<i>526</i>	<i>1911</i>	<i>423</i>	<i>1312</i>	<i>509</i>	<i>212</i>	<i>339</i>	<i>42</i>
A19B: LSD																	
1. Probably impossible	18.6	17.2	19.2	14.6	34.3	15.4	17.7	21.4	17.2	17.4	20.8	21.4	17.8	13.1	11.7	-	
2. Very difficult	21.7	24.1	19.7	22.7	17.9	22.7	19.8	20.2	25.4	22.9	16.8	22.2	23.7	20.5	21.3	11.2	
3. Fairly difficult	33.2	34.1	33.3	36.6	19.2	35.3	34.1	32.0	32.4	34.4	29.7	33.2	33.7	35.2	33.3	34.1	
4. Fairly easy	17.9	14.8	21.0	18.9	16.0	18.7	19.3	17.0	17.1	17.8	19.9	16.0	18.0	20.4	22.3	30.0	
5. Very easy	8.7	9.8	6.8	7.2	12.6	8.0	9.1	9.4	7.9	7.6	12.8	7.2	6.9	10.7	11.4	24.7	
<i>Item 6760 Subject A03a</i>	<i>N</i>	<i>2444</i>	<i>1102</i>	<i>1228</i>	<i>1530</i>	<i>280</i>	<i>465</i>	<i>538</i>	<i>924</i>	<i>518</i>	<i>1892</i>	<i>418</i>	<i>1302</i>	<i>498</i>	<i>209</i>	<i>339</i>	<i>42</i>
A19C: PCP (angel dust)																	
1. Probably impossible	21.3	20.7	21.2	19.3	29.7	18.3	21.3	23.5	19.8	20.4	21.8	23.3	21.2	15.2	17.3	-	
2. Very difficult	27.3	30.1	25.8	29.3	21.6	29.0	29.1	25.6	27.1	29.0	21.9	28.2	27.8	25.4	27.9	27.7	
3. Fairly difficult	30.2	29.1	31.9	32.6	20.7	30.0	29.3	30.1	31.6	30.4	30.8	30.0	29.8	34.8	32.4	15.8	
4. Fairly easy	12.8	11.8	13.9	12.6	14.9	13.0	12.7	12.6	13.0	13.0	13.1	11.5	13.3	16.2	12.6	26.8	
5. Very easy	8.4	8.2	7.4	6.1	13.2	9.6	7.6	8.3	8.4	7.2	12.5	7.1	7.9	8.5	9.8	29.7	
<i>Item 6771 Subject A03a</i>	<i>N</i>	<i>2445</i>	<i>1099</i>	<i>1230</i>	<i>1522</i>	<i>283</i>	<i>467</i>	<i>540</i>	<i>924</i>	<i>514</i>	<i>1893</i>	<i>417</i>	<i>1301</i>	<i>504</i>	<i>209</i>	<i>335</i>	<i>42</i>
A19D: MDMA (ecstasy)																	
1. Probably impossible	15.9	14.9	16.3	13.6	24.5	14.5	17.6	17.3	12.8	15.2	15.5	19.5	14.1	10.1	7.5	-	
2. Very difficult	17.1	20.1	15.2	18.1	16.7	17.3	16.0	18.0	16.5	17.8	14.1	20.8	16.3	15.7	8.8	5.6	
3. Fairly difficult	26.0	26.6	26.4	28.8	17.4	27.4	25.4	25.0	27.4	27.0	25.2	28.4	27.2	24.8	18.8	10.3	
4. Fairly easy	22.9	21.1	24.8	24.5	17.0	22.7	24.7	21.4	23.9	23.5	20.4	18.9	22.9	29.8	34.2	30.6	
5. Very easy	18.0	17.3	17.3	15.0	24.4	18.2	16.4	18.2	19.3	16.4	24.7	12.4	19.5	19.6	30.8	53.5	
<i>Item 23050 Subject A03a</i>	<i>N</i>	<i>2456</i>	<i>1101</i>	<i>1240</i>	<i>1532</i>	<i>283</i>	<i>470</i>	<i>540</i>	<i>931</i>	<i>514</i>	<i>1901</i>	<i>420</i>	<i>1308</i>	<i>507</i>	<i>210</i>	<i>336</i>	<i>41</i>
A19E: Crystal meth ("ice")																	
1. Probably impossible	19.6	18.7	19.9	17.5	33.2	18.7	21.4	20.6	17.0	18.9	19.5	21.2	22.4	19.4	9.2	1.9	
2. Very difficult	24.9	28.4	22.2	26.7	19.3	30.8	26.3	23.1	21.3	25.4	22.1	26.1	27.1	19.4	24.0	13.2	
3. Fairly difficult	28.6	26.7	30.7	29.4	21.5	33.7	24.5	26.6	31.7	29.5	28.7	29.6	27.3	26.2	29.5	23.2	
4. Fairly easy	14.0	11.7	16.4	14.5	11.8	8.9	15.6	14.9	15.1	14.6	11.9	12.5	13.4	18.4	18.4	17.0	
5. Very easy	12.9	14.6	10.8	11.9	14.3	7.9	12.2	14.8	15.0	11.6	17.8	10.6	9.9	16.5	19.0	44.7	
<i>Item 24410 Subject A03a</i>	<i>N</i>	<i>2456</i>	<i>1102</i>	<i>1240</i>	<i>1535</i>	<i>282</i>	<i>468</i>	<i>541</i>	<i>927</i>	<i>520</i>	<i>1903</i>	<i>420</i>	<i>1307</i>	<i>505</i>	<i>210</i>	<i>339</i>	<i>41</i>
A19F: Steroids																	
1. Probably impossible	15.0	14.5	14.9	11.8	27.0	11.8	13.5	17.2	15.4	13.0	20.2	14.9	15.7	12.5	13.0	13.4	
2. Very difficult	15.0	17.7	12.4	13.8	15.5	15.9	15.3	12.5	18.4	15.5	13.8	14.3	16.4	16.7	16.1	11.5	
3. Fairly difficult	23.3	23.2	24.6	25.2	16.7	25.7	23.0	22.1	23.7	23.9	21.6	22.8	25.3	21.1	23.8	32.2	
4. Fairly easy	24.4	22.7	26.2	27.3	19.1	24.8	26.9	22.0	25.6	26.4	17.6	26.6	20.5	26.8	22.0	17.1	
5. Very easy	22.3	22.0	22.0	21.9	21.8	21.8	21.3	26.1	16.9	21.2	26.9	21.4	22.1	22.9	25.1	25.8	
<i>Item 23060 Subject A03a</i>	<i>N</i>	<i>2454</i>	<i>1104</i>	<i>1235</i>	<i>1535</i>	<i>283</i>	<i>467</i>	<i>541</i>	<i>928</i>	<i>519</i>	<i>1902</i>	<i>418</i>	<i>1307</i>	<i>504</i>	<i>212</i>	<i>337</i>	<i>42</i>
A19G: Alcohol																	
1. Probably impossible	3.0	2.4	2.8	1.6	4.3	1.9	3.1	4.0	2.1	2.4	3.9	4.2	1.1	0.2	0.9	1.9	
2. Very difficult	1.3	1.8	0.7	0.8	2.6	0.9	0.7	1.8	1.6	1.1	2.0	2.2	0.7	-	0.1	3.1	
3. Fairly difficult	3.5	3.8	3.2	2.4	5.9	3.3	3.4	3.0	4.7	3.3	4.1	4.2	2.6	0.7	3.4	5.4	
4. Fairly easy	13.4	14.9	12.5	13.4	13.9	13.2	11.9	13.3	15.3	14.1	10.6	16.0	11.3	12.9	8.5	7.7	
5. Very easy	78.8	77.2	80.8	81.8	73.3	80.8	80.9	77.9	76.2	79.1	79.4	73.4	84.3	86.2	87.3	81.9	
<i>Item 30950 Subject A03a</i>	<i>N</i>	<i>2468</i>	<i>1109</i>	<i>1242</i>	<i>1543</i>	<i>282</i>	<i>471</i>	<i>544</i>	<i>932</i>	<i>521</i>	<i>1909</i>	<i>423</i>	<i>1312</i>	<i>508</i>	<i>212</i>	<i>339</i>	<i>42</i>
The following questions are about cigarette smoking.																	
B01: Have you ever smoked cigarettes?																	
1. Never—GO TO Q.B13	55.3	56.8	55.2	52.9	69.6	52.9	47.5	56.9	62.9	58.7	44.2	80.3	29.6	25.9	20.8	9.9	
2. Once or twice	19.5	18.4	20.2	18.2	17.6	19.4	21.8	18.2	19.5	19.1	20.7	12.8	34.3	28.1	17.5	21.4	
3. Occasionally but not regularly	11.1	11.7	10.4	12.9	5.4	11.5	13.1	11.1	8.7	11.1	11.2	4.3	16.2	21.0	24.4	8.9	
4. Regularly in the past	5.0	3.8	5.7	5.3	3.4	5.9	5.5	5.3	3.4	4.1	7.0	1.3	9.6	9.5	10.0	12.0	
5. Regularly now	9.0	9.2	8.5	10.7	3.9	10.3	12.3	8.5	5.6	7.0	16.8	1.4	10.3	15.6	27.3	47.9	
<i>Item 760 Subject A01a</i>	<i>N</i>	<i>2469</i>	<i>1110</i>	<i>1244</i>	<i>1544</i>	<i>279</i>	<i>468</i>	<i>542</i>	<i>933</i>	<i>526</i>	<i>1909</i>	<i>424</i>	<i>1317</i>	<i>509</i>	<i>211</i>	<i>338</i>	<i>38</i>

QUESTIONNAIRE FORM 6 2007	TOTAL	SEX		RACE		REGION				COLLEGE PLANS?		ILLCIT DRUG USE: LIFETIME					
		M	F	White	Black	NE	NC	S	W	Yes	No	None	Mari- juana Only	Few Pills	More Pills	Any Her- oin	
<i>N (Weighted No. of Cases):</i>	2516	1118	1260	1557	288	484	550	949	533	1927	429	1329	512	213	342	43	
<i>% of Weighted Total:</i>	100.0	44.4	50.1	61.9	11.4	19.2	21.8	37.7	21.2	76.6	17.0	52.8	20.4	8.5	13.6	1.7	
B02: How frequently have you smoked cigarettes during the past 30 days?																	
1. Not at all—incl. (1) in Q.B01--GO TO Q.B06	78.2	77.1	79.8	74.7	90.5	76.2	73.0	78.9	84.2	81.0	67.2	94.8	70.5	60.6	41.9	27.0	
2. Less than one cigarette per day	10.7	10.6	10.5	12.2	4.4	12.6	10.4	11.3	8.1	10.6	11.0	3.4	16.3	20.2	25.0	16.8	
3. One to five cigarettes per day	5.8	6.3	5.1	6.2	2.6	5.9	7.8	4.9	5.1	4.9	9.7	1.0	8.6	11.3	15.0	18.9	
4. About one-half pack per day	3.2	3.1	3.2	4.0	2.0	2.5	5.9	2.8	1.5	2.1	7.3	0.6	2.5	5.0	11.6	15.6	
5. About one pack per day	1.6	2.3	1.0	2.3	0.5	1.9	2.1	1.6	1.0	1.2	2.7	0.2	1.5	2.2	5.0	17.1	
6. About one and one-half packs per day	0.3	0.4	0.2	0.4	-	0.4	0.5	0.2	0.1	*	1.3	0.1	0.3	0.6	0.8	-	
7. Two packs or more per day	0.3	0.2	0.1	0.2	-	0.6	0.3	0.3	-	0.1	0.9	-	0.3	-	0.7	4.6	
<i>Item 780 Subject A01c</i>	<i>N</i>	<i>2468</i>	<i>1110</i>	<i>1244</i>	<i>1544</i>	<i>279</i>	<i>468</i>	<i>541</i>	<i>934</i>	<i>526</i>	<i>1909</i>	<i>423</i>	<i>1316</i>	<i>508</i>	<i>211</i>	<i>339</i>	<i>38</i>
B03: During the last 30 days, about how many times (if any) have you bought cigarettes . . .																	
B03A: . . . by having a friend or relative buy them for you?																	
1. None	63.7	72.6	55.3	63.6	62.5	63.6	63.1	63.9	64.2	66.2	57.8	74.9	65.4	61.4	59.7	57.5	
2. 1 time	13.1	8.7	16.4	13.2	6.4	12.0	14.9	13.2	11.1	12.7	15.7	12.9	15.7	20.6	7.4	13.9	
3. 2 times	7.2	5.9	8.0	6.3	14.8	10.5	2.8	8.7	7.0	7.0	6.3	2.0	8.4	7.3	9.2	-	
4. 3-5 times	8.1	5.8	11.2	8.4	8.1	2.1	10.7	8.5	10.7	8.3	8.2	4.5	5.5	7.7	12.4	5.7	
5. 6-9 times	2.2	2.1	2.4	2.9	2.0	1.0	3.9	2.1	1.4	1.1	5.1	2.6	2.0	1.0	2.7	4.0	
6. 10 or more	5.7	4.9	6.6	5.7	6.3	10.8	4.6	3.7	5.6	4.8	6.9	3.2	3.1	1.9	8.6	18.9	
<i>Item 29970 Subject A03b</i>	<i>N†</i>	<i>533</i>	<i>252</i>	<i>248</i>	<i>385</i>	<i>27</i>	<i>111</i>	<i>147</i>	<i>196</i>	<i>79</i>	<i>358</i>	<i>139</i>	<i>68</i>	<i>149</i>	<i>80</i>	<i>196</i>	<i>28</i>
B03B: . . . on your own from vending machines?																	
1. None	93.7	94.2	95.0	95.3	87.4	92.9	91.0	95.8	94.6	96.0	87.3	95.3	94.7	99.8	92.1	88.0	
2. 1 time	2.0	1.1	1.9	1.7	0.7	3.3	1.8	1.4	2.3	1.6	3.3	-	1.7	0.2	2.7	6.3	
3. 2 times	2.0	1.8	2.2	1.6	-	-	3.5	2.3	1.2	1.2	4.5	4.7	0.7	-	1.3	5.7	
4. 3-5 times	1.6	1.7	0.9	1.2	8.8	3.6	2.6	0.3	-	1.1	3.2	-	2.4	-	2.4	-	
5. 6-9 times	0.3	0.3	-	0.1	3.1	0.2	0.6	0.2	-	0.1	-	-	-	-	0.7	-	
6. 10 or more	0.4	0.9	-	-	-	-	0.6	-	1.9	-	1.7	-	0.6	-	0.8	-	
<i>Item 29980 Subject A03b</i>	<i>N†</i>	<i>532</i>	<i>252</i>	<i>247</i>	<i>384</i>	<i>27</i>	<i>111</i>	<i>147</i>	<i>195</i>	<i>79</i>	<i>357</i>	<i>139</i>	<i>68</i>	<i>149</i>	<i>80</i>	<i>195</i>	<i>28</i>
B03C: . . . through the mail?																	
1. None	97.6	96.4	100.0	98.6	90.3	97.5	98.3	97.2	97.7	99.3	93.4	99.5	98.8	100.0	97.1	91.4	
2. 1 time	0.6	1.3	-	0.8	-	0.7	0.6	0.7	-	0.2	1.7	-	-	-	0.5	2.9	
3. 2 times	0.4	0.9	-	0.5	-	-	-	1.0	0.5	0.1	1.4	0.5	-	-	1.0	-	
4. 3-5 times	0.2	-	-	-	-	-	0.6	-	-	0.2	-	-	-	-	-	-	
5. 6-9 times	*	0.1	-	-	-	0.2	-	-	-	-	-	-	-	-	0.1	-	
6. 10 or more	1.2	1.4	-	0.1	9.7	1.6	0.6	1.1	1.9	0.1	3.5	-	1.2	-	1.4	5.7	
<i>Item 29990 Subject A03b</i>	<i>N†</i>	<i>529</i>	<i>250</i>	<i>246</i>	<i>383</i>	<i>27</i>	<i>110</i>	<i>147</i>	<i>194</i>	<i>79</i>	<i>356</i>	<i>138</i>	<i>68</i>	<i>147</i>	<i>80</i>	<i>194</i>	<i>28</i>
B03D: . . . in a store where you pick up the pack (or carton) and bring it to the check- out counter?																	
1. None	73.3	70.0	77.4	74.1	78.1	78.6	69.1	71.3	78.6	74.3	73.0	71.8	74.4	78.5	72.5	67.2	
2. 1 time	9.3	7.1	11.8	9.8	5.3	6.6	10.0	10.5	8.9	11.3	5.0	14.3	12.0	7.5	5.6	7.2	
3. 2 times	4.3	5.8	1.7	4.7	-	5.4	5.6	2.4	5.0	3.2	4.5	3.0	4.9	5.3	4.1	-	
4. 3-5 times	5.8	6.9	4.9	4.5	0.7	2.0	10.1	6.0	2.3	5.2	8.1	7.2	4.1	4.7	7.0	7.9	
5. 6-9 times	2.5	3.4	1.2	2.3	9.1	1.5	2.4	2.7	3.4	2.4	2.5	0.8	1.8	2.9	3.4	-	
6. 10 or more	4.9	6.8	2.9	4.6	6.8	5.8	2.9	7.2	1.9	3.5	6.9	2.8	2.7	1.1	7.4	17.8	
<i>Item 30000 Subject A03b</i>	<i>N†</i>	<i>532</i>	<i>252</i>	<i>247</i>	<i>384</i>	<i>27</i>	<i>111</i>	<i>147</i>	<i>195</i>	<i>79</i>	<i>358</i>	<i>139</i>	<i>68</i>	<i>148</i>	<i>82</i>	<i>195</i>	<i>28</i>
B03E: . . . in a store where the clerk has to hand you the pack or carton?																	
1. None	34.7	33.4	37.5	31.9	40.3	39.4	29.2	28.1	53.6	37.7	27.7	38.4	39.7	37.9	30.0	27.7	
2. 1 time	18.7	13.8	24.3	20.8	11.3	15.8	17.9	20.7	19.2	19.0	20.5	23.9	23.8	23.8	12.3	12.2	
3. 2 times	12.1	12.1	11.3	13.0	7.5	14.4	13.6	13.3	3.7	12.3	9.4	12.7	8.3	13.9	13.6	11.0	
4. 3-5 times	12.1	13.4	10.2	10.8	10.1	6.4	19.9	12.0	6.4	12.5	11.1	5.9	9.0	14.5	16.6	5.8	
5. 6-9 times	8.5	8.6	7.7	9.5	12.6	10.7	8.4	7.4	8.3	7.5	11.5	12.9	8.0	6.5	9.3	4.4	
6. 10 or more	13.9	18.7	9.1	14.0	18.1	13.4	11.0	18.6	8.9	11.0	19.8	6.2	11.4	3.3	18.3	39.0	
<i>Item 30010 Subject A03b</i>	<i>N†</i>	<i>538</i>	<i>253</i>	<i>252</i>	<i>388</i>	<i>27</i>	<i>111</i>	<i>148</i>	<i>196</i>	<i>83</i>	<i>364</i>	<i>140</i>	<i>68</i>	<i>150</i>	<i>83</i>	<i>197</i>	<i>28</i>

* = less than .05 percent. † = excludes respondents for whom question was inappropriate.

QUESTIONNAIRE FORM 6 2007	TOTAL	SEX		RACE		REGION				COLLEGE PLANS?		ILLICIT DRUG USE: LIFETIME					
		M	F	White	Black	NE	NC	S	W	Yes	No	None	Mari- juana Only	Few Pills	More Pills	Any Her- oin	
<i>N (Weighted No. of Cases):</i>	2516	1118	1260	1557	288	484	550	949	533	1927	429	1329	512	213	342	43	
<i>% of Weighted Total:</i>	100.0	44.4	50.1	61.9	11.4	19.2	21.8	37.7	21.2	76.6	17.0	52.8	20.4	8.5	13.6	1.7	
B03F: . . . bought them in some other way?																	
1. None	82.8	83.1	82.7	83.3	67.9	77.7	85.4	85.5	78.3	84.7	79.2	89.5	84.9	83.9	79.9	76.5	
2. 1 time	6.7	4.9	9.0	7.3	9.8	8.0	7.2	4.6	8.8	7.2	4.6	6.8	2.7	5.5	10.5	-	
3. 2 times	3.2	4.0	2.9	3.5	-	4.9	3.6	1.7	3.9	2.9	3.2	0.5	7.0	0.3	3.1	-	
4. 3-5 times	2.4	2.2	2.3	2.9	4.2	2.2	1.5	3.0	2.9	1.8	4.4	3.1	1.9	5.6	1.7	-	
5. 6-9 times	1.5	1.7	1.3	1.1	3.8	0.3	0.6	2.4	2.9	0.9	2.1	-	-	1.9	2.6	5.7	
6. 10 or more	3.4	4.2	1.8	1.9	14.3	6.9	1.7	2.8	3.2	2.4	6.5	-	3.5	2.8	2.2	17.8	
<i>Item 31330 Subject A03b</i>	<i>N†</i>	531	251	247	384	27	111	146	195	79	357	138	68	149	80	195	28
B04: During the last 30 days, about how many times (if any) did YOU buy cigarettes for your own use . . .																	
B04A: . . . at a big supermarket?																	
1. None	83.7	82.3	87.2	84.4	71.6	80.6	85.3	79.9	94.3	84.7	81.2	93.8	90.6	82.3	78.6	72.4	
2. 1 time	5.8	7.3	4.0	6.0	3.8	9.0	6.3	5.4	1.3	6.3	5.1	-	3.9	8.8	7.8	1.9	
3. 2 times	5.8	4.7	7.4	6.2	10.7	3.1	5.4	9.3	1.8	6.2	4.9	5.3	2.2	7.0	8.3	7.9	
4. 3-5 times	1.3	1.4	0.2	1.0	6.6	2.7	0.3	1.4	0.7	0.8	2.0	-	1.2	1.7	1.3	-	
5. 6-9 times	1.1	0.8	0.9	0.5	7.2	1.7	1.6	1.0	-	1.1	0.9	-	1.2	0.2	0.4	8.6	
6. 10 or more	2.3	3.6	0.3	1.9	-	2.9	1.1	3.0	1.8	1.0	5.8	0.8	0.9	-	3.6	9.2	
<i>Item 30020 Subject A03b</i>	<i>N†</i>	533	252	248	386	27	111	147	195	80	357	140	68	149	80	196	28
B04B: . . . at a small grocery store?																	
1. None	74.3	71.3	78.0	75.7	68.9	70.8	76.6	72.9	78.4	77.7	70.1	86.0	75.5	82.2	68.2	72.5	
2. 1 time	7.2	8.4	6.1	7.3	11.3	4.4	6.2	8.2	10.5	7.8	6.0	6.6	7.9	6.5	8.3	1.8	
3. 2 times	7.2	5.3	9.6	7.1	11.9	13.2	6.2	6.4	2.9	6.1	7.5	5.2	5.7	4.8	9.9	2.2	
4. 3-5 times	5.0	6.4	4.0	4.2	0.7	2.8	6.0	5.7	4.7	4.9	5.1	-	3.3	5.5	7.0	5.7	
5. 6-9 times	1.9	3.0	0.5	2.5	-	3.2	1.0	2.6	-	0.6	4.6	-	2.7	0.2	2.3	4.7	
6. 10 or more	4.3	5.6	1.9	3.2	7.2	5.6	4.0	4.2	3.5	2.9	6.7	2.2	4.9	0.7	4.2	13.1	
<i>Item 30030 Subject A03b</i>	<i>N†</i>	533	252	247	385	27	111	147	196	79	358	140	67	150	80	196	28
B04C: . . . at a drugstore?																	
1. None	82.9	83.3	83.2	83.7	74.6	81.7	82.9	81.7	87.2	84.1	79.3	89.9	83.6	92.1	78.5	72.6	
2. 1 time	5.9	5.8	6.5	7.5	3.1	5.2	6.9	6.5	3.8	7.7	2.9	4.2	6.3	1.3	8.4	6.7	
3. 2 times	4.0	3.6	3.9	3.1	10.8	5.7	3.5	3.4	4.4	2.3	7.5	1.3	4.0	-	5.9	5.8	
4. 3-5 times	2.4	2.3	2.5	2.5	0.7	2.4	2.3	3.0	0.9	2.2	2.8	2.1	1.1	3.9	2.9	-	
5. 6-9 times	1.3	1.1	1.6	1.1	2.7	0.6	1.1	1.5	1.8	1.4	1.1	-	1.1	2.6	0.8	5.7	
6. 10 or more	3.5	3.9	2.4	2.2	8.0	4.3	3.3	3.9	1.8	2.3	6.4	2.4	3.9	0.2	3.6	9.2	
<i>Item 30040 Subject A03b</i>	<i>N†</i>	533	252	248	386	26	111	147	195	80	357	140	68	149	80	196	28
B04D: . . . at a convenience store (like a Hop-In or 7-11) or a gas station?																	
1. None	35.4	31.6	40.7	32.5	42.1	38.7	32.6	29.5	49.8	39.7	25.1	42.8	38.7	42.6	29.1	29.8	
2. 1 time	20.9	18.6	22.9	21.0	11.3	16.4	18.3	24.9	22.3	23.4	17.3	24.3	22.3	21.9	20.0	10.4	
3. 2 times	9.0	8.4	9.2	9.3	8.6	14.8	8.1	7.5	6.4	7.8	8.7	3.2	8.5	9.4	11.3	5.3	
4. 3-5 times	11.6	12.1	10.8	12.3	9.7	7.6	17.2	11.0	8.6	12.2	12.1	10.5	11.0	16.2	10.8	8.9	
5. 6-9 times	8.2	9.4	7.1	9.3	8.6	7.8	8.9	10.2	2.6	5.6	15.2	9.8	7.0	4.8	10.5	3.9	
6. 10 or more	14.9	19.9	9.3	15.5	19.7	14.8	15.0	16.9	10.3	11.4	21.6	9.4	12.4	5.2	18.2	41.6	
<i>Item 30050 Subject A03b</i>	<i>N†</i>	539	254	252	391	27	111	148	197	83	364	140	69	150	83	198	28
B04E: . . . from a Web site?																	
1. None	96.6	95.5	98.8	97.9	86.2	94.9	98.3	95.6	98.2	98.5	92.0	100.0	96.9	100.0	96.7	87.0	
2. 1 time	0.5	0.6	0.4	0.4	4.1	1.0	-	0.7	-	-	1.8	-	-	-	-	4.1	
3. 2 times	0.8	0.6	-	-	9.7	1.6	0.6	0.8	-	-	2.4	-	1.2	-	0.4	5.9	
4. 3-5 times	0.9	1.4	0.4	0.9	-	1.5	-	1.5	-	0.7	1.4	-	1.1	-	1.1	3.0	
5. 6-9 times	0.4	0.6	-	0.4	-	-	1.2	0.3	-	0.5	0.4	-	0.4	-	-	-	
6. 10 or more	0.9	1.3	0.3	0.5	-	1.1	-	1.0	1.8	0.3	2.0	-	0.4	-	1.8	-	
<i>Item 31340 Subject A03b</i>	<i>N†</i>	532	251	247	384	27	111	146	194	80	356	140	68	149	80	196	27

†=excludes respondents for whom question was inappropriate.

DESCRIPTIVE RESULTS: 2007

233

QUESTIONNAIRE FORM 6 2007	TOTAL	SEX		RACE		REGION				COLLEGE PLANS?		ILLCIT DRUG USE: LIFETIME					
		M	F	White	Black	NE	NC	S	W	Yes	No	None	Mari- juana Only	Few Pills	More Pills	Any Her- oin	
<i>N (Weighted No. of Cases):</i>	2516	1118	1260	1557	288	484	550	949	533	1927	429	1329	512	213	342	43	
<i>% of Weighted Total:</i>	100.0	44.4	50.1	61.9	11.4	19.2	21.8	37.7	21.2	76.6	17.0	52.8	20.4	8.5	13.6	1.7	
B05: What brand of cigarettes do you usually smoke? (Brands are in alphabetical order. Mark only one)																	
01. Basic	0.7	1.2	0.3	0.9	-	0.2	0.6	1.0	0.8	-	2.5	-	-	-	1.9	-	
02. Benson & Hedges	0.2	-	0.4	0.3	-	-	-	0.5	-	0.3	-	-	-	1.2	-	-	
03. Black & Whites	0.1	-	0.2	-	-	-	0.4	-	-	0.2	-	-	0.4	-	-	-	
04. Cambridge	-	-	-	-	-	-	-	-	-	-	-	-	-	-	-	-	
05. Camel	17.2	20.3	14.7	18.3	2.2	9.2	23.4	14.7	22.9	18.8	16.7	10.9	11.3	21.3	20.9	26.5	
06. Capri	0.3	-	0.6	0.4	-	0.2	-	0.6	-	0.4	-	-	0.9	0.3	-	-	
07. Carlton	-	-	-	-	-	-	-	-	-	-	-	-	-	-	-	-	
08. Doral	0.2	-	0.5	0.3	-	-	-	0.6	-	-	0.9	-	-	-	0.7	-	
09. GPC	0.2	-	-	-	-	-	0.6	-	-	0.2	-	-	-	-	-	-	
10. Kent	-	-	-	-	-	-	-	-	-	-	-	-	-	-	-	-	
11. Kool	2.3	3.4	0.2	1.6	2.5	-	2.0	1.9	6.7	1.8	3.4	1.4	1.0	-	4.9	-	
12. Marlboro	50.9	43.5	58.5	56.1	16.1	47.4	49.2	56.6	44.3	49.2	52.5	57.9	50.5	43.1	51.7	51.6	
13. Merit	*	0.1	-	0.1	-	0.2	-	-	-	0.1	-	-	0.1	-	-	-	
14. Misty	-	-	-	-	-	-	-	-	-	-	-	-	-	-	-	-	
15. Monarch	0.3	-	0.3	0.2	3.4	-	0.6	0.4	-	0.2	-	-	-	1.0	0.5	-	
16. More	-	-	-	-	-	-	-	-	-	-	-	-	-	-	-	-	
17. Newport	13.1	12.7	12.9	6.8	63.4	26.4	11.9	10.8	3.2	12.1	17.0	10.1	20.8	16.5	6.5	13.1	
18. Pall Mall	-	-	-	-	-	-	-	-	-	-	-	-	-	-	-	-	
19. Parliament	2.5	3.1	1.9	3.2	2.9	5.5	2.1	1.6	1.6	3.4	0.9	-	2.4	1.8	3.4	6.7	
20. Salem	0.4	-	0.9	0.6	-	-	0.8	0.5	-	0.3	0.7	-	1.5	-	-	-	
21. Vantage	-	-	-	-	-	-	-	-	-	-	-	-	-	-	-	-	
22. Virginia Slims	0.2	-	0.4	-	4.2	-	-	0.5	-	0.3	-	1.5	-	-	-	-	
23. Winston	-	-	-	-	-	-	-	-	-	-	-	-	-	-	-	-	
24. Other	3.9	4.7	3.7	3.7	-	6.0	3.9	2.1	5.9	4.2	2.1	1.7	6.5	4.8	2.9	2.0	
25. No usual brand	7.5	11.1	4.3	7.5	5.3	4.9	4.5	8.1	14.7	8.5	3.2	16.4	4.5	10.0	6.6	-	
<i>Item 30065 Subject A011</i>	<i>N†</i>	503	237	236	367	24	101	136	190	76	335	133	65	140	78	182	27
B06: The last time that you tried to buy cigarettes in a store or gas station, were you asked for proof of age?																	
1. I never tried to buy cigarettes at a store or gas station	42.6	36.5	49.4	37.9	51.5	42.1	38.7	40.0	54.5	45.5	33.7	60.5	47.7	44.1	23.9	12.3	
2. No, they didn't ask me and they sold me the cigarettes	19.1	20.3	15.4	19.4	17.9	22.6	19.3	20.8	11.4	17.4	25.3	12.7	15.6	17.8	24.3	47.4	
3. No, they didn't ask but they didn't sell me the cigarettes	1.0	1.3	0.8	1.2	2.9	0.4	2.4	0.5	0.8	1.3	-	1.5	1.0	1.2	0.7	-	
4. Yes, I was asked for proof of age—GO TO Q.B06A	37.2	42.0	34.4	41.5	27.7	34.9	39.7	38.7	33.3	35.8	41.0	25.3	35.6	37.0	51.1	40.3	
<i>Item 30070 Subject A03b</i>	<i>N†</i>	1094	473	556	721	86	220	282	398	194	783	237	257	352	157	269	36
B06A: If yes, what happened?																	
1. I showed some ID and got the cigarettes	89.1	87.9	89.9	90.2	86.2	85.6	94.4	90.7	80.0	88.2	95.1	97.4	90.9	91.4	80.7	100.0	
2. I showed some ID but they refused to sell me the cigarettes	1.3	2.7	-	0.7	-	2.3	-	1.0	3.2	1.9	-	-	-	2.4	2.9	-	
3. I didn't show ID and they sold them to me anyway	3.9	4.0	4.1	3.4	3.1	1.2	3.0	5.0	6.0	3.5	3.9	0.6	4.9	3.9	5.2	-	
4. I didn't show ID and they didn't sell me any cigarettes	5.7	5.3	6.0	5.7	10.7	10.9	2.6	3.3	10.8	6.3	1.0	2.0	4.3	2.3	11.2	-	
<i>Item 30080 Subject A03b</i>	<i>N†</i>	407	197	192	300	23	76	112	154	65	280	97	66	125	58	137	14
B07: Have you ever gone to a store and bought just one or a few cigarettes (fewer than the usual pack of 20)?																	
1. No, never	88.6	89.2	89.7	92.2	78.9	87.2	90.2	89.8	85.4	89.9	87.3	93.1	87.9	90.0	88.2	77.5	
2. Yes, in the past 12 months	9.2	8.3	9.1	6.4	18.8	10.3	7.7	8.4	11.8	8.7	9.1	5.9	10.7	8.6	8.9	15.4	
3. Yes, but not in the past 12 months	2.1	2.4	1.2	1.4	2.3	2.5	2.1	1.7	2.7	1.4	3.6	1.0	1.4	1.4	2.9	7.1	
<i>Item 30090 Subject A011, A03b</i>	<i>N†</i>	1099	476	558	725	86	219	284	401	195	784	238	260	356	157	268	36
B08: Have you ever tried to stop smoking and found that you could not?																	
1. Yes	11.1	11.3	11.1	12.7	3.0	14.2	13.7	9.3	7.7	8.3	19.4	5.7	8.5	11.2	17.6	12.2	
2. No	88.9	88.7	88.9	87.3	97.0	85.8	86.3	90.7	92.3	91.7	80.6	94.3	91.5	88.8	82.4	87.8	
<i>Item 01690 Subject A01i</i>	<i>N†</i>	1075	470	542	717	79	215	283	387	191	770	229	249	349	155	264	35

*=less than .05 percent. †=excludes respondents for whom question was inappropriate.

QUESTIONNAIRE FORM 6 2007	TOTAL	SEX		RACE		REGION				COLLEGE PLANS?		ILLCIT DRUG USE: LIFETIME				
		M	F	White	Black	NE	NC	S	W	Yes	No	None	Mari- juana Only	Few Pills	More Pills	Any Her- oin
<i>N (Weighted No. of Cases):</i>	2516	1118	1260	1557	288	484	550	949	533	1927	429	1329	512	213	342	43
<i>% of Weighted Total:</i>	100.0	44.4	50.1	61.9	11.4	19.2	21.8	37.7	21.2	76.6	17.0	52.8	20.4	8.5	13.6	1.7
B09: How many times, if any, have you tried to stop smoking?																
1. None	65.5	64.7	66.2	64.8	69.3	54.9	66.9	67.5	71.2	68.7	58.0	79.2	65.8	63.2	56.6	53.8
2. Once	17.7	19.6	16.3	18.0	20.0	22.4	13.5	18.0	17.7	16.7	19.8	15.2	18.9	19.9	17.8	17.9
3. Twice	7.6	7.6	7.6	7.8	4.9	8.5	9.5	6.6	6.0	6.9	10.8	2.7	6.0	9.1	12.4	13.7
4. 3 to 5 times	7.1	5.3	8.7	7.0	5.6	9.9	9.1	6.2	2.7	6.5	7.2	1.8	8.1	5.7	9.3	14.6
5. 6 to 9 times	1.3	1.8	1.0	1.6	-	1.8	0.8	1.2	1.8	0.9	2.9	1.0	0.8	1.7	2.4	-
6. 10 or more times	0.8	1.0	0.2	0.7	0.2	2.5	0.2	0.4	0.6	0.4	1.3	-	0.4	0.3	1.6	-
<i>Item 01691 Subject A01i</i>	<i>N†</i> 1060	464	534	706	77	210	277	383	191	760	229	244	342	155	262	36
B10: Do you want to stop smoking now?																
1. Yes	12.2	11.7	12.5	12.3	9.8	14.7	12.5	12.0	9.0	9.3	19.8	4.4	10.8	17.0	17.4	12.8
2. No	23.1	26.2	19.3	24.3	17.6	20.0	25.5	24.7	19.5	21.9	26.9	12.7	17.4	21.5	35.2	58.4
8. Don't smoke now	64.8	62.2	68.1	63.4	72.6	65.3	61.9	63.3	71.5	68.8	53.3	82.9	71.8	61.5	47.4	28.8
<i>Item 01700 Subject A01i</i>	<i>N†</i> 1080	470	547	716	81	214	282	391	193	774	231	253	348	157	263	36
B11: Do you (or did you) worry that quitting smoking would make you gain weight?																
1. No, not at all	88.3	95.1	83.0	86.6	92.2	81.4	89.5	89.7	91.2	89.4	88.3	92.8	90.8	87.1	82.9	87.4
2. Yes, a little	6.2	2.2	8.9	7.4	4.1	8.4	6.7	5.9	3.8	6.0	5.2	5.0	4.3	7.3	8.6	3.7
3. Yes, some	3.0	1.0	4.6	3.3	1.3	6.1	2.5	1.8	2.5	2.2	3.9	1.1	2.6	2.3	5.0	5.9
4. Yes, a lot	2.5	1.8	3.5	2.8	2.3	4.1	1.4	2.6	2.4	2.4	2.6	1.1	2.3	3.3	3.5	3.1
<i>Item 30100 Subject A06c</i>	<i>N†</i> 1057	465	530	703	76	209	278	382	188	759	225	243	343	155	259	36
B12: Some people start to smoke because they think it will help them lose weight. Was losing weight one of the reasons you started to smoke?																
1. No, not at all	94.1	97.1	92.2	94.2	90.6	90.6	95.0	95.2	94.5	94.8	93.3	95.4	96.8	92.9	91.9	86.7
2. Yes, a little	3.3	1.9	4.6	3.5	2.5	3.9	3.7	2.6	3.2	3.5	2.9	2.4	2.3	4.7	4.2	7.1
3. Yes, some	1.9	0.6	2.4	1.5	5.9	4.6	0.6	1.2	2.3	0.9	3.5	0.9	0.9	1.7	2.8	6.2
4. Yes, a lot	0.7	0.4	0.8	0.8	1.0	0.9	0.8	1.0	-	0.8	0.3	1.3	-	0.8	1.1	-
<i>Item 30110 Subject A06a</i>	<i>N†</i> 1063	464	541	704	82	211	279	388	186	763	229	246	344	153	264	36
B13: If you have never smoked, do you think you will try smoking cigarettes sometime this year?																
1. I have already tried cigarettes	32.4	30.4	33.3	36.4	18.1	36.0	39.3	30.7	25.4	31.5	35.0	11.7	56.3	54.3	63.9	65.3
2. I definitely will	0.9	1.0	0.4	0.4	1.5	1.1	1.1	1.0	0.3	0.6	1.8	0.1	0.3	2.7	1.2	8.4
3. I probably will	2.7	2.8	2.4	2.0	1.3	1.7	2.2	2.9	3.5	2.3	4.4	1.8	3.7	3.5	3.0	9.6
4. I probably will not	10.6	11.8	9.5	9.1	7.6	8.8	7.9	10.5	15.2	9.9	12.9	12.3	7.4	8.4	10.3	8.5
5. I definitely will not	53.4	54.0	54.4	52.0	71.5	52.3	49.5	54.8	55.7	55.7	46.0	74.2	32.2	31.0	21.6	8.2
<i>Item 30120 Subject A04b</i>	<i>N</i> 2398	1081	1212	1505	275	456	518	912	511	1864	401	1298	492	203	320	38
B14: Do you think you will be smoking cigarettes five years from now?																
1. I definitely will	1.5	1.6	0.7	1.0	1.5	2.6	2.0	1.2	0.3	0.8	3.5	0.6	0.8	0.5	2.8	20.3
2. I probably will	9.9	8.5	10.3	9.8	7.2	10.3	10.8	11.2	6.3	7.3	20.3	3.5	10.2	15.8	26.6	37.4
3. I probably will not	21.3	23.3	19.8	22.0	12.5	22.9	21.1	21.2	20.6	20.9	22.1	14.3	30.5	29.9	30.4	18.1
4. I definitely will not	67.3	66.6	69.2	67.3	78.8	64.2	66.1	66.5	72.8	71.0	54.2	81.5	58.5	53.7	40.1	24.1
<i>Item 01710 Subject A04a</i>	<i>N</i> 2464	1108	1252	1545	282	472	543	924	526	1909	425	1319	510	212	338	42
B15: How much do you agree or disagree with the following statements?																
B15A: I will never get addicted to cigarettes																
1. Disagree	21.3	21.4	21.4	22.9	13.7	24.2	20.0	20.5	21.6	20.1	26.2	21.2	18.3	18.8	24.1	39.2
2. Mostly disagree	7.7	7.3	7.8	7.8	7.2	8.1	10.0	6.9	6.1	7.7	8.7	5.5	8.9	9.6	11.4	19.8
3. Neither	8.3	8.7	7.4	8.5	4.3	9.4	9.4	9.5	4.2	7.2	10.7	6.0	10.0	9.8	14.5	6.3
4. Mostly agree	8.3	8.3	8.4	8.2	7.3	8.1	6.4	8.4	10.2	7.8	11.0	6.2	10.6	9.4	12.9	6.1
5. Agree	54.4	54.3	55.1	52.6	67.5	50.2	54.2	54.7	57.8	57.3	43.4	61.1	52.3	52.4	37.2	28.6
<i>Item 30130 Subject A04a</i>	<i>N</i> 2463	1104	1252	1546	283	469	543	927	524	1909	426	1317	512	212	340	42

†=excludes respondents for whom question was inappropriate.

DESCRIPTIVE RESULTS: 2007

235

QUESTIONNAIRE FORM 6 2007	TOTAL	SEX		RACE		REGION				COLLEGE PLANS?		ILLCIT DRUG USE: LIFETIME				
		M	F	White	Black	NE	NC	S	W	Yes	No	None	Mari- juana Only	Few Pills	More Pills	Any Her- oin
<i>N (Weighted No. of Cases):</i>	2516	1118	1260	1557	288	484	550	949	533	1927	429	1329	512	213	342	43
<i>% of Weighted Total:</i>	100.0	44.4	50.1	61.9	11.4	19.2	21.8	37.7	21.2	76.6	17.0	52.8	20.4	8.5	13.6	1.7
B15B: I could smoke a pack a day for a year or more and still be able to quit if I wanted to																
1. Disagree	57.5	55.0	60.1	57.0	60.4	56.5	52.8	57.4	63.6	59.3	51.9	65.1	48.9	47.4	47.8	51.1
2. Mostly disagree	16.2	17.5	15.6	18.2	10.4	15.9	20.9	12.9	17.5	16.9	13.6	13.8	18.5	20.9	19.0	25.4
3. Neither	9.1	8.7	9.4	9.2	8.8	10.0	9.6	9.7	6.9	9.0	9.3	7.5	10.1	10.5	13.1	3.2
4. Mostly agree	5.5	6.0	5.2	6.1	1.9	5.5	6.0	5.9	4.3	4.8	9.7	4.7	5.8	5.3	8.9	6.0
5. Agree	11.6	12.8	9.7	9.5	18.4	12.1	10.7	14.1	7.8	10.0	15.5	8.9	16.6	15.9	11.2	14.3
<i>Item 30140 Subject A04a</i>	<i>N</i> 2446	1095	1247	1536	280	464	541	920	521	1903	422	1308	510	209	339	42
B15C: At my age, smoking is not too dangerous because you can always quit later																
1. Disagree	73.8	70.2	77.6	74.6	75.1	71.3	72.8	71.6	81.2	75.8	68.4	83.4	64.7	65.9	58.4	56.2
2. Mostly disagree	12.2	12.8	11.4	12.9	8.0	14.0	14.6	10.9	10.3	12.0	11.2	8.9	16.0	13.9	17.7	16.9
3. Neither	7.9	9.1	6.4	7.5	6.5	7.4	8.3	9.8	4.5	7.2	10.7	4.2	11.2	10.6	14.6	10.0
4. Mostly agree	2.9	3.5	2.4	2.8	4.0	3.8	1.9	3.5	1.9	2.5	4.8	1.6	3.6	5.1	5.1	5.2
5. Agree	3.2	4.4	2.1	2.2	6.4	3.5	2.4	4.2	2.1	2.4	4.9	1.9	4.5	4.4	4.2	11.7
<i>Item 30150 Subject A04a</i>	<i>N</i> 2448	1097	1247	1536	282	464	541	924	520	1904	423	1310	508	209	339	42
B16: Some tobacco companies make clothing, hats, bags, or other things with their brand on it. Do you have a piece of clothing, or other thing that has a tobacco brand name or logo on it?																
1. No	90.5	89.6	91.3	89.7	93.2	89.9	89.2	89.6	93.9	91.7	83.8	94.8	89.2	88.2	79.2	74.8
2. Yes—GO TO Q.B16A	9.5	10.4	8.7	10.3	6.8	10.1	10.8	10.4	6.1	8.3	16.2	5.2	10.8	11.8	20.8	25.2
<i>Item 30160 Subject A18b</i>	<i>N</i> 2459	1109	1248	1547	284	465	543	925	526	1910	426	1321	510	212	339	42
B16A: What brand name is on it (or on them)? (Mark all that apply.)																
A. Camel	25.7	26.3	26.7	24.2	35.1	30.1	29.2	16.2	42.3	27.7	23.8	23.2	22.8	23.2	32.3	35.6
B. Kool	7.3	5.9	9.8	3.0	39.1	4.4	10.6	6.6	8.3	9.9	2.4	9.8	11.1	-	4.6	12.3
C. Marlboro	68.9	70.1	67.6	75.5	14.6	79.5	56.5	74.3	57.5	65.4	74.2	67.1	50.4	82.4	79.2	89.6
D. Newport	13.6	14.5	11.0	8.6	48.4	18.1	8.3	11.7	22.8	14.1	14.2	9.1	20.4	-	11.7	45.2
E. Virginia Slims	1.6	1.6	1.2	1.2	4.2	2.3	3.7	0.6	-	1.4	1.2	3.6	-	-	1.9	-
F. Other	20.7	23.0	17.9	24.1	14.9	19.3	25.7	22.0	9.2	20.9	19.6	25.5	25.6	17.6	11.1	29.2
<i>Item 30170-30220 Subject A18b</i>	<i>N†</i> 232	113	106	157	19	50	57	96	29	155	68	69	52	23	70	11
B17: Have you ever saved coupons from cigarettes (whether or not you bought them yourself)?																
1. No	93.8	94.7	93.3	92.4	98.2	92.4	92.5	93.8	96.5	95.4	87.3	97.9	95.8	91.1	81.5	70.6
2. Yes—GO TO Q.B17A	6.2	5.3	6.7	7.6	1.8	7.6	7.5	6.2	3.5	4.6	12.7	2.1	4.2	8.9	18.5	29.4
<i>Item 30230 Subject A18c</i>	<i>N</i> 2456	1101	1250	1543	280	468	544	919	525	1909	421	1320	503	212	340	42
B17A: Are you currently saving coupons from cigarettes?																
1. No	72.1	75.2	68.6	73.8	31.3	78.8	65.4	67.7	88.0	70.6	72.1	76.8	62.3	78.1	75.7	45.7
2. Yes	27.9	24.8	31.4	26.2	68.7	21.2	34.6	32.3	12.0	29.4	27.9	23.2	37.7	21.9	24.3	54.3
<i>Item 30240 Subject A18c</i>	<i>N†</i> 147	59	81	117	5	33	39	56	19	85	54	27	21	19	62	12
B18: Has anyone from a tobacco company ever given you, or mailed you, a free sample of their cigarettes?																
1. No, never	97.6	98.1	97.6	97.6	96.8	97.6	96.8	97.1	99.4	98.0	96.8	98.6	98.3	97.8	95.1	85.1
2. Yes, in the past 12 months	1.8	1.6	1.5	1.8	2.3	2.2	2.4	1.8	0.6	1.5	2.3	1.2	1.2	1.7	2.9	13.0
3. Yes, but not in the past 12 months	0.6	0.3	0.9	0.6	0.9	0.2	0.7	1.0	-	0.4	1.0	0.2	0.5	0.6	2.0	1.9
<i>Item 30250 Subject A18d</i>	<i>N</i> 2467	1109	1252	1550	284	469	545	926	527	1915	424	1321	512	212	340	43

†=excludes respondents for whom question was inappropriate.

QUESTIONNAIRE FORM 6 2007	TOTAL	SEX		RACE		REGION				COLLEGE PLANS?		ILLICIT DRUG USE: LIFETIME				
		M	F	White	Black	NE	NC	S	W	Yes	No	None	Mari- juana Only	Few Pills	More Pills	Any Her- oin
<i>N (Weighted No. of Cases):</i>	2516	1118	1260	1557	288	484	550	949	533	1927	429	1329	512	213	342	43
<i>% of Weighted Total:</i>	100.0	44.4	50.1	61.9	11.4	19.2	21.8	37.7	21.2	76.6	17.0	52.8	20.4	8.5	13.6	1.7
B19: Have you ever taken or used smokeless tobacco (snuff, plug, dipping tobacco, chewing tobacco)?																
1. Never—GO TO Q.B21	84.9	74.8	94.3	80.4	94.9	88.1	81.1	82.4	90.2	86.5	78.2	94.4	83.5	74.1	59.4	56.3
2. Once or twice	8.0	11.7	5.0	10.4	2.3	6.1	10.5	8.3	6.8	7.6	10.4	2.9	9.5	18.3	19.0	18.2
3. Occasionally but not regularly	2.8	5.5	0.5	3.8	1.3	2.1	3.5	3.2	2.1	2.7	3.0	0.8	2.5	2.8	9.2	14.5
4. Regularly in the past	1.5	2.7	0.2	1.9	0.7	1.6	1.9	1.7	0.9	1.4	2.4	0.4	2.0	2.1	4.9	3.1
5. Regularly now	2.7	5.2	-	3.5	0.8	2.1	3.0	4.4	0.1	1.8	6.0	1.5	2.4	2.7	7.4	7.8
<i>Item 22230 Subject A01a</i>	<i>N</i> 2457	1110	1247	1547	280	464	539	929	525	1906	427	1319	508	211	341	43
B20: How frequently have you taken smokeless tobacco during the past 30 days?																
1. Not at all—incl. (1) in Q.B19	93.4	88.1	98.8	91.6	97.2	94.7	90.9	92.1	97.2	94.7	88.3	97.4	94.1	90.7	79.8	81.1
2. Once or twice	2.8	4.4	1.0	3.4	1.3	2.0	4.4	2.5	2.3	2.5	4.4	0.8	2.8	5.9	8.4	3.0
3. Once or twice per week	0.7	1.3	*	0.9	0.3	0.8	0.6	0.7	0.4	0.5	1.3	*	0.8	0.7	2.9	1.2
4. Three to five times per week	0.3	0.7	-	0.5	-	0.6	0.3	0.4	-	0.2	0.8	0.1	0.2	-	1.3	1.2
5. About once a day	0.8	1.4	0.1	1.1	-	0.3	1.9	0.9	0.1	0.7	1.0	0.1	0.9	-	3.9	-
6. More than once a day	2.0	4.1	0.1	2.6	1.2	1.7	1.9	3.3	-	1.4	4.3	1.4	1.2	2.7	3.7	13.4
<i>Item 22240 Subject A01c</i>	<i>N</i> 2456	1109	1247	1546	280	464	539	928	525	1905	427	1319	508	211	340	43
D01: The next questions are about anti-smoking commercials or "spots" that are intended to discourage cigarette smoking. In recent months, about how often have you seen such anti-smoking commercials on TV, or heard them on the radio?																
1. Not at all	10.1	10.4	9.0	8.2	14.0	7.8	9.8	12.7	7.7	7.9	19.7	11.2	8.5	8.1	5.9	29.0
2. Less than once a month	10.9	10.0	12.0	10.3	8.4	9.4	8.7	11.4	13.6	11.3	9.2	11.5	10.5	11.0	9.4	4.2
3. 1-3 times per month	22.4	21.1	23.7	24.6	15.7	17.3	21.1	23.5	25.9	22.9	18.1	23.4	22.4	20.8	21.3	10.6
4. 1-3 times per week	26.8	27.6	26.4	29.8	20.5	31.0	30.4	21.1	29.6	27.7	23.0	27.0	26.9	27.4	28.4	19.5
5. Daily or almost daily	22.7	23.0	22.8	21.9	28.6	25.5	24.0	23.3	17.8	23.2	22.8	20.2	23.9	28.4	27.1	22.9
6. More than once a day	7.1	7.9	6.0	5.2	12.8	8.9	5.9	7.9	5.3	7.0	7.2	6.7	7.9	4.3	7.9	13.7
<i>Item 30260 Subject A10b, A18a</i>	<i>N</i> 2374	1074	1222	1522	274	437	532	903	502	1889	424	1279	493	202	326	42
D02: In recent months, about how often have you seen anti-smoking ads on billboards or in magazines and newspapers?																
1. Not at all	18.1	16.2	19.1	15.9	26.1	14.3	16.9	21.7	16.3	16.5	24.8	18.2	15.7	19.8	17.2	29.8
2. Less than once a month	23.6	22.6	25.2	25.1	14.7	22.3	23.2	23.1	25.9	23.8	20.4	24.0	23.7	23.9	23.4	14.8
3. 1-3 times per month	28.9	30.0	28.2	32.1	22.6	29.7	33.5	26.3	27.8	30.2	24.4	30.2	29.2	28.8	25.7	20.8
4. 1-3 times per week	17.1	18.1	16.0	17.4	12.4	17.1	14.9	16.4	20.6	17.4	16.7	16.7	18.3	17.0	18.4	16.8
5. Daily or almost daily	9.7	10.5	9.1	8.1	17.8	13.2	9.1	9.3	8.1	9.5	11.3	8.3	11.6	8.4	12.1	7.8
6. More than once a day	2.6	2.5	2.4	1.5	6.4	3.4	2.4	3.0	1.4	2.5	2.5	2.6	1.5	2.0	3.2	10.0
<i>Item 30270 Subject A10b, A18a</i>	<i>N</i> 2372	1072	1221	1523	272	434	532	904	502	1886	424	1274	492	203	327	43
D03: To what extent do you think such ads on TV, radio, billboards or in magazines and newspapers have . . .																
D03A: . . . made you less favorable toward smoking cigarettes?																
1. Not at all	32.7	36.6	28.6	33.0	32.5	28.8	34.4	37.1	26.4	29.1	47.1	26.1	37.6	33.5	44.0	60.4
2. To a little extent	18.4	17.7	18.9	20.4	9.7	21.1	19.0	17.3	17.2	19.4	13.2	17.9	18.2	25.3	19.0	4.8
3. To some extent	25.3	24.2	27.0	25.8	22.1	24.4	26.4	21.9	31.0	26.6	19.9	27.8	24.4	21.8	21.5	18.7
4. To a great extent	10.6	9.9	11.4	10.8	8.9	10.6	10.5	8.9	14.0	11.3	8.3	12.3	8.4	10.0	9.8	5.1
5. To a very great extent	13.0	11.6	14.1	10.0	26.8	15.1	9.8	14.8	11.4	13.6	11.4	16.0	11.4	9.4	5.7	11.0
<i>Item 30280 Subject A10b, A11a, A18a</i>	<i>N</i> 2342	1056	1209	1508	266	430	527	889	496	1862	420	1257	484	200	326	43
D03B: . . . made you less likely to smoke cigarettes?																
1. Not at all	34.0	37.6	30.2	35.2	29.5	31.0	38.5	37.3	26.0	30.9	46.0	27.9	37.1	35.4	46.1	59.8
2. To a little extent	17.8	17.2	18.4	19.0	12.8	19.5	17.2	17.0	18.1	18.8	13.2	15.8	20.8	24.0	19.6	6.3
3. To some extent	21.7	21.0	23.0	23.0	18.8	21.5	21.8	19.7	25.5	22.3	19.8	24.2	18.6	20.3	20.4	13.3
4. To a great extent	11.9	10.6	13.1	11.4	10.5	11.9	11.7	9.8	15.9	12.6	8.8	14.5	10.8	8.1	7.9	3.7
5. To a very great extent	14.6	13.6	15.3	11.3	28.4	16.0	10.8	16.2	14.6	15.4	12.2	17.7	12.7	12.2	5.9	17.0
<i>Item 30290 Subject A04a, A10b, A18a</i>	<i>N</i> 2339	1054	1207	1508	263	428	525	890	496	1860	420	1255	484	199	326	43

* = less than .05 percent.

QUESTIONNAIRE FORM 6 2007	TOTAL	SEX		RACE		REGION				COLLEGE PLANS?		ILLICIT DRUG USE: LIFETIME				
		M	F	White	Black	NE	NC	S	W	Yes	No	None	Mari- juana Only	Few Pills	More Pills	Any Her- oin
<i>N (Weighted No. of Cases):</i>	2516	1118	1260	1557	288	484	550	949	533	1927	429	1329	512	213	342	43
<i>% of Weighted Total:</i>	100.0	44.4	50.1	61.9	11.4	19.2	21.8	37.7	21.2	76.6	17.0	52.8	20.4	8.5	13.6	1.7
D03C: . . . overstated the dangers or risks of cigarette smoking?																
1. Not at all	40.8	42.2	39.1	42.0	43.0	38.3	40.8	45.6	34.2	39.5	45.0	42.5	41.1	38.2	34.3	40.9
2. To a little extent	18.9	18.8	19.2	20.7	14.5	19.5	21.7	15.6	21.2	19.3	17.4	16.0	21.3	24.3	24.8	11.1
3. To some extent	20.4	19.8	21.3	20.7	16.3	19.6	22.3	18.6	22.0	20.9	18.5	21.3	18.5	21.4	19.8	17.9
4. To a great extent	8.4	8.0	8.6	8.5	5.4	8.9	7.8	7.9	9.9	8.2	9.4	7.4	9.4	6.1	12.3	9.4
5. To a very great extent	11.6	11.2	11.7	8.1	20.9	13.8	7.3	12.3	12.7	12.1	9.8	12.7	9.7	10.0	8.8	20.7
<i>Item 30300 Subject A10b, A18a</i>	<i>N</i> 2337	1055	1202	1506	262	428	524	889	495	1859	418	1251	486	200	325	43
D04: These days, how many people in the following groups would you guess are regular cigarette smokers?																
D04A: Professional athletes																
1. 0% to 10%	45.8	47.2	45.2	48.6	34.4	41.2	51.7	42.7	49.2	45.5	46.8	41.7	49.4	51.4	55.4	37.2
2. 11% to 30%	21.3	21.8	21.5	22.5	17.1	23.5	20.8	20.9	20.5	22.5	17.9	21.6	21.8	20.7	21.5	20.1
3. 31% to 50%	11.4	9.7	12.3	10.6	15.0	12.9	9.0	12.7	10.5	12.2	8.5	11.8	10.7	11.5	8.3	14.1
4. 51% to 70%	6.0	6.2	6.1	4.9	14.0	6.7	5.7	5.7	6.5	5.5	7.9	7.0	6.2	3.2	4.2	4.0
5. 71% to 90%	2.4	1.9	2.7	1.8	4.0	1.2	1.6	3.5	2.3	2.7	1.5	3.3	1.5	0.3	1.9	-
6. 91% to 100%	1.6	1.3	1.6	0.6	3.9	2.1	0.9	2.0	1.0	0.9	3.8	1.4	0.6	2.6	1.7	7.9
8. Have no idea	11.5	11.8	10.6	11.0	11.6	12.4	10.2	12.5	10.0	10.6	13.7	13.1	9.8	10.3	7.0	16.7
<i>Item 30310 Subject A17a</i>	<i>N</i> 2343	1055	1211	1511	266	431	525	893	495	1861	417	1265	481	201	321	42
D04B: Rock music performers																
1. 0% to 10%	3.6	3.7	3.1	2.9	5.4	2.2	3.8	4.8	2.5	2.5	8.4	3.5	2.6	3.3	3.5	7.4
2. 11% to 30%	4.8	4.8	4.7	4.9	2.5	4.1	6.1	4.2	5.3	4.6	5.4	4.4	5.2	5.6	5.4	2.0
3. 31% to 50%	13.1	14.1	11.9	14.4	9.1	12.8	15.0	10.1	16.8	12.8	14.7	13.9	12.3	12.3	13.6	6.5
4. 51% to 70%	22.4	23.0	22.3	23.3	20.2	23.5	21.8	24.4	18.3	23.8	16.4	21.7	23.1	27.9	22.7	15.3
5. 71% to 90%	27.2	26.9	28.3	29.4	21.1	28.6	28.0	23.9	31.0	28.6	22.6	27.1	28.4	25.3	28.1	29.2
6. 91% to 100%	20.1	17.7	21.8	17.2	30.2	19.1	16.8	23.2	19.0	20.0	19.5	19.3	20.3	19.0	21.3	25.4
8. Have no idea	8.8	9.7	7.8	7.8	11.5	9.7	8.5	9.5	7.0	7.7	12.9	10.0	8.1	6.8	5.5	14.1
<i>Item 30320 Subject A17a</i>	<i>N</i> 2346	1057	1211	1512	266	433	526	891	496	1862	418	1267	481	201	322	42
D04C: Actors and actresses																
1. 0% to 10%	4.6	5.4	3.8	3.9	6.8	3.0	5.3	5.4	4.1	3.3	10.3	5.2	3.6	5.6	3.1	2.3
2. 11% to 30%	10.4	12.3	9.1	11.5	9.5	10.9	11.9	8.6	11.7	10.5	10.6	10.6	11.0	9.4	9.8	4.0
3. 31% to 50%	19.9	21.5	18.3	20.5	17.0	21.5	16.2	21.3	19.9	20.4	17.5	20.9	19.9	15.5	19.2	19.6
4. 51% to 70%	27.0	26.4	28.1	29.5	21.1	26.1	31.8	24.4	27.3	27.7	24.7	25.9	24.6	32.6	32.5	27.1
5. 71% to 90%	20.3	17.1	23.0	19.1	22.4	20.2	19.9	19.9	21.6	21.5	16.2	19.7	23.7	15.9	20.3	25.0
6. 91% to 100%	7.6	5.7	9.1	6.1	9.9	7.9	6.1	9.1	6.0	7.5	6.3	6.6	6.3	12.7	9.3	5.7
8. Have no idea	10.2	11.6	8.6	9.3	13.3	10.3	8.8	11.3	9.5	9.1	14.4	11.1	10.9	8.3	5.7	16.2
<i>Item 30330 Subject A17a</i>	<i>N</i> 2337	1053	1208	1509	264	431	523	888	494	1856	415	1264	476	201	322	42
D04D: Students in your school																
1. 0% to 10%	8.2	10.9	5.7	7.5	10.7	6.7	5.4	8.4	12.1	7.9	9.4	10.5	5.7	6.4	4.1	2.3
2. 11% to 30%	20.0	23.8	17.4	23.1	11.1	16.7	21.2	14.4	31.7	20.7	16.1	21.4	17.0	19.9	20.7	7.1
3. 31% to 50%	24.8	25.0	24.8	25.8	21.6	25.1	26.2	24.9	22.8	27.3	15.1	24.0	27.1	27.5	24.5	22.2
4. 51% to 70%	21.6	19.5	23.2	22.1	17.9	21.4	23.0	22.9	17.8	20.5	25.8	21.1	22.4	19.3	23.7	28.4
5. 71% to 90%	12.7	9.5	15.5	11.9	18.1	17.6	11.5	13.5	8.4	12.2	15.9	10.7	15.2	16.6	14.8	15.9
6. 91% to 100%	6.6	4.7	7.8	4.7	13.2	7.5	6.0	8.7	2.5	6.0	9.7	5.6	6.9	5.4	7.5	16.6
8. Have no idea	6.2	6.5	5.6	4.9	7.5	5.0	6.6	7.2	4.7	5.5	8.0	6.7	5.8	4.9	4.8	7.4
<i>Item 30340 Subject A11d, A17a</i>	<i>N</i> 2337	1052	1210	1509	265	431	522	890	494	1857	415	1263	477	201	322	42
D05: How many people in the following groups would you guess use illicit drugs (like marijuana, cocaine, etc.) occasionally or regularly?																
D05A: Professional athletes																
1. 0% to 10%	33.5	31.6	34.8	33.8	28.5	32.8	36.2	30.0	37.7	33.6	33.0	34.2	31.9	37.5	33.0	25.0
2. 11% to 30%	24.2	25.9	23.8	26.3	20.8	20.5	23.2	26.2	24.8	25.1	20.3	23.9	22.9	27.1	25.1	24.2
3. 31% to 50%	12.0	12.2	11.9	12.9	11.4	12.0	14.1	10.9	11.7	12.6	9.5	11.6	14.1	7.7	14.6	6.8
4. 51% to 70%	8.8	9.2	8.4	8.4	10.6	11.2	6.5	9.4	8.1	8.5	10.8	8.3	11.5	6.2	8.6	11.4
5. 71% to 90%	4.6	4.9	4.1	4.3	7.8	5.3	4.2	4.9	3.6	4.4	5.5	3.6	4.6	7.8	6.4	4.7
6. 91% to 100%	3.0	2.7	2.9	1.6	5.7	3.9	1.5	4.3	1.5	2.5	4.5	2.2	1.6	3.5	5.4	13.6
8. Have no idea	13.9	13.5	14.0	12.7	15.3	14.3	14.3	14.3	12.6	13.3	16.3	16.2	13.4	10.1	6.9	14.3
<i>Item 22380 Subject A17a</i>	<i>N</i> 2337	1054	1208	1506	267	432	519	890	496	1860	413	1265	476	200	321	41

QUESTIONNAIRE FORM 6 2007	TOTAL	SEX		RACE		REGION				COLLEGE PLANS?		ILLCIT DRUG USE: LIFETIME				
		M	F	White	Black	NE	NC	S	W	Yes	No	None	Mari- juana Only	Few Pills	More Pills	Any Her- oin
<i>N (Weighted No. of Cases):</i>	2516	1118	1260	1557	288	484	550	949	533	1927	429	1329	512	213	342	43
<i>% of Weighted Total:</i>	100.0	44.4	50.1	61.9	11.4	19.2	21.8	37.7	21.2	76.6	17.0	52.8	20.4	8.5	13.6	1.7
D05B: Rock music performers																
1. 0% to 10%	3.2	3.7	2.4	2.5	4.7	2.2	3.3	4.5	1.6	2.0	7.7	3.8	1.6	3.5	2.2	1.8
2. 11% to 30%	5.7	5.8	5.2	5.9	3.8	5.6	8.0	4.2	6.1	5.5	6.8	6.8	3.6	5.7	3.6	5.0
3. 31% to 50%	12.5	13.0	12.3	13.2	12.5	11.7	13.3	10.9	15.3	12.8	12.4	14.2	10.8	10.6	10.6	4.5
4. 51% to 70%	18.6	18.4	19.4	19.0	18.9	20.5	17.9	17.8	18.9	19.3	15.2	18.4	20.6	23.2	15.9	14.1
5. 71% to 90%	26.2	27.2	25.8	28.3	23.3	24.8	24.3	27.5	27.3	27.6	21.3	25.8	25.8	27.9	27.5	32.3
6. 91% to 100%	22.8	20.9	24.2	21.3	24.3	23.5	23.5	23.6	20.3	22.4	24.1	18.3	27.0	22.0	34.3	29.8
8. Have no idea	10.9	11.0	10.7	9.9	12.5	11.6	9.7	11.5	10.5	10.4	12.6	12.7	10.6	7.0	5.8	12.5
<i>Item 22390 Subject A17a</i>	<i>N</i> 2339	1055	1207	1507	267	432	522	890	495	1857	417	1266	477	200	321	43
D05C: Actors and actresses																
1. 0% to 10%	8.2	8.4	7.9	7.9	12.4	5.6	10.9	8.1	7.8	6.7	14.8	9.6	6.2	9.2	5.1	-
2. 11% to 30%	15.2	16.3	14.3	15.9	16.4	17.3	15.6	14.4	14.5	15.7	12.9	17.7	13.8	9.9	10.7	16.6
3. 31% to 50%	20.2	22.9	17.9	20.0	19.3	17.3	19.1	21.0	22.4	21.4	16.2	20.7	20.6	17.6	19.9	13.7
4. 51% to 70%	20.2	19.4	21.4	21.4	16.8	20.8	19.9	20.8	18.8	20.9	18.0	18.4	22.8	20.0	23.8	27.7
5. 71% to 90%	14.2	11.5	16.1	15.3	8.8	15.0	15.2	11.7	17.1	14.7	12.2	11.5	16.3	22.5	18.2	8.6
6. 91% to 100%	8.5	7.9	9.0	7.4	9.8	9.9	7.2	9.1	7.4	7.6	11.4	6.5	6.8	10.0	15.7	24.1
8. Have no idea	13.5	13.7	13.3	12.1	16.5	14.0	12.1	15.0	12.1	13.2	14.4	15.7	13.5	10.9	6.7	9.2
<i>Item 22400 Subject A17a</i>	<i>N</i> 2336	1053	1207	1505	266	432	520	889	496	1857	417	1265	477	201	319	42
D05D: Students in your school																
1. 0% to 10%	12.2	16.2	8.2	12.2	12.6	8.4	12.9	11.0	17.1	11.7	13.9	17.5	4.3	11.2	5.3	1.8
2. 11% to 30%	17.9	19.3	17.6	21.3	9.5	16.1	17.6	15.7	23.9	19.4	11.4	20.0	14.8	19.7	14.4	6.1
3. 31% to 50%	21.7	21.6	21.9	23.0	18.1	19.5	23.0	22.5	20.7	23.1	17.5	21.7	22.4	25.6	20.8	9.3
4. 51% to 70%	18.5	18.3	19.3	18.3	16.4	20.2	19.2	19.3	15.0	17.9	21.4	15.5	24.5	15.6	23.2	31.8
5. 71% to 90%	14.3	11.3	16.8	13.3	17.8	17.5	13.1	14.3	12.9	14.1	16.4	11.0	19.4	15.9	20.5	7.9
6. 91% to 100%	7.2	5.7	7.9	5.2	14.7	9.5	5.8	8.8	3.7	6.3	9.4	5.0	7.4	6.9	10.3	34.0
8. Have no idea	8.1	7.7	8.3	6.6	10.8	8.8	8.2	8.4	6.7	7.5	9.9	9.3	7.1	5.1	5.5	9.1
<i>Item 22405 Subject A11d, A17a</i>	<i>N</i> 2337	1053	1207	1506	267	432	523	887	495	1858	417	1266	476	201	319	43
D06: Think about the movie that you watched most recently in a theater. Did any of the characters in the movie smoke cigarettes?																
1. No	33.1	34.7	31.1	33.1	33.1	28.7	36.4	32.1	35.3	34.6	26.3	36.0	36.3	28.8	22.7	18.7
2. Yes, some	45.7	43.4	48.4	46.0	47.0	49.0	44.8	45.4	44.6	45.0	49.7	45.4	43.8	46.4	51.8	41.3
3. Yes, a lot	9.1	10.0	8.2	7.6	11.3	7.4	9.4	10.0	8.8	8.5	11.0	6.7	7.9	11.7	13.9	22.6
4. Don't remember	12.0	11.9	12.3	13.3	8.7	14.9	9.4	12.5	11.4	11.9	12.9	11.9	12.0	13.1	11.6	17.5
<i>Item 30360 Subject A02c, A10b, A18e</i>	<i>N</i> 2347	1062	1208	1511	268	431	528	893	496	1865	417	1266	480	204	322	42
D07: Think about the movie you watched most recently on video, DVD or TV. Did any of the characters in the movie smoke cigarettes?																
1. No	25.4	25.0	25.5	25.2	25.0	22.0	23.2	25.2	31.1	25.9	23.1	27.9	24.2	27.8	17.0	8.2
2. Yes, some	52.1	53.2	51.7	53.0	51.9	48.9	55.0	52.1	51.7	51.9	52.7	50.8	53.0	49.9	59.2	53.6
3. Yes, a lot	12.6	12.4	12.2	11.1	14.1	13.5	12.0	14.2	9.5	12.5	13.4	10.3	12.8	16.4	14.8	29.0
4. Don't remember	9.9	9.4	10.5	10.7	8.9	15.6	9.8	8.5	7.7	9.8	10.8	11.0	10.0	5.8	9.0	9.2
<i>Item 30370 Subject A02c, A10b, A18e</i>	<i>N</i> 2346	1062	1207	1511	268	432	529	890	495	1864	414	1269	479	202	320	42
D08: The next questions ask about anti-drug commercials or "spots" that are intended to discourage drug use. In recent months, about how often have you seen such anti-drug commercials on TV, or heard them on the radio?																
1. Not at all	16.2	16.9	14.5	12.9	21.3	13.9	15.6	19.0	13.5	14.1	24.8	16.1	16.3	13.3	13.8	18.5
2. Less than once a month	15.5	14.2	17.1	16.3	16.3	11.1	14.4	16.1	19.5	15.8	14.1	17.2	14.1	17.8	10.4	14.7
3. 1-3 times per month	26.9	27.3	27.0	29.7	19.4	24.5	30.2	25.5	28.0	27.9	21.8	27.8	24.6	25.5	30.2	23.5
4. 1-3 times per week	21.4	22.2	21.0	21.7	18.5	24.2	21.0	19.7	22.5	22.3	18.6	20.5	21.7	22.9	26.2	11.1
5. Daily or almost daily	15.3	14.7	15.9	15.7	16.4	20.1	15.5	14.2	12.7	15.0	17.4	13.9	18.6	16.3	13.9	24.7
6. More than once a day	4.7	4.8	4.6	3.7	8.2	6.2	3.3	5.4	3.8	4.9	3.3	4.6	4.7	4.2	5.5	7.5
<i>Item 22460 Subject A10b</i>	<i>N</i> 2327	1054	1197	1499	264	427	524	888	487	1851	413	1264	474	200	314	41

DESCRIPTIVE RESULTS: 2007

239

QUESTIONNAIRE FORM 6 2007	TOTAL	SEX		RACE		REGION				COLLEGE PLANS?		ILLICIT DRUG USE: LIFETIME				
		M	F	White	Black	NE	NC	S	W	Yes	No	None	Mari- juana Only	Few Pills	More Pills	Any Her- oin
<i>N (Weighted No. of Cases):</i>	2516	1118	1260	1557	288	484	550	949	533	1927	429	1329	512	213	342	43
<i>% of Weighted Total:</i>	100.0	44.4	50.1	61.9	11.4	19.2	21.8	37.7	21.2	76.6	17.0	52.8	20.4	8.5	13.6	1.7
D09: To what extent do you think such commercials have . . .																
D09A: Made people your age less favorable toward drugs?																
1. Not at all	28.9	30.9	26.3	28.8	25.3	30.4	29.9	31.8	21.2	26.6	38.6	23.6	30.4	30.5	41.9	47.7
2. To a little extent	28.6	28.4	29.2	30.3	28.0	26.9	30.9	28.2	28.1	29.8	23.1	28.5	29.1	32.6	28.4	20.8
3. To some extent	31.9	28.8	34.9	31.0	30.2	30.7	30.6	29.1	39.2	32.2	29.8	35.5	32.3	28.9	22.1	20.2
4. To a great extent	6.1	6.8	5.5	6.0	7.0	6.3	4.4	5.4	9.1	6.8	3.4	7.1	6.2	4.9	2.7	4.0
5. To a very great extent	4.6	5.1	4.1	3.8	9.4	5.7	4.2	5.5	2.3	4.5	5.1	5.2	2.0	3.2	4.9	7.3
<i>Item 22470 Subject A10b</i>	<i>N 2302</i>	<i>1041</i>	<i>1188</i>	<i>1490</i>	<i>254</i>	<i>423</i>	<i>521</i>	<i>875</i>	<i>483</i>	<i>1834</i>	<i>406</i>	<i>1248</i>	<i>471</i>	<i>199</i>	<i>311</i>	<i>42</i>
D09B: Made you less favorable toward drugs?																
1. Not at all	30.9	34.2	27.2	32.1	26.3	32.2	32.3	33.3	23.7	28.3	42.1	24.5	31.8	33.8	47.1	67.6
2. To a little extent	20.3	20.0	20.5	21.4	19.9	20.0	20.2	19.8	21.6	21.0	17.8	19.2	22.8	27.1	19.5	2.9
3. To some extent	25.4	24.9	26.5	25.5	21.5	22.4	26.7	23.4	29.9	26.4	19.4	27.2	26.8	26.0	18.8	14.8
4. To a great extent	11.5	11.2	11.7	11.7	8.5	12.4	11.4	10.1	13.3	12.2	8.8	14.0	9.8	6.2	9.4	1.5
5. To a very great extent	11.9	9.6	14.1	9.3	23.8	12.9	9.3	13.3	11.4	12.2	11.9	15.2	8.8	7.0	5.2	13.3
<i>Item 22480 Subject A10b</i>	<i>N 2286</i>	<i>1036</i>	<i>1180</i>	<i>1483</i>	<i>253</i>	<i>415</i>	<i>518</i>	<i>872</i>	<i>482</i>	<i>1824</i>	<i>404</i>	<i>1240</i>	<i>469</i>	<i>197</i>	<i>307</i>	<i>42</i>
D09C: Made you less likely to use drugs?																
1. Not at all	33.1	36.6	29.3	34.5	30.8	36.2	34.9	34.6	25.5	30.5	44.3	26.5	33.8	34.7	51.4	70.2
2. To a little extent	18.0	18.1	17.9	18.9	14.4	16.9	18.2	18.1	18.3	19.1	13.5	17.2	21.2	21.5	17.6	1.5
3. To some extent	23.8	22.6	25.4	23.3	21.0	21.6	23.3	22.3	29.0	24.4	19.2	24.5	25.5	27.4	18.8	9.2
4. To a great extent	12.4	12.7	12.0	13.0	10.5	11.3	13.2	11.1	14.8	13.0	10.6	15.4	9.9	8.9	7.4	9.9
5. To a very great extent	12.8	10.0	15.5	10.3	23.2	14.1	10.3	13.8	12.4	13.0	12.4	16.4	9.6	7.5	4.8	9.3
<i>Item 22490 Subject A10b</i>	<i>N 2279</i>	<i>1031</i>	<i>1179</i>	<i>1479</i>	<i>249</i>	<i>420</i>	<i>518</i>	<i>863</i>	<i>478</i>	<i>1820</i>	<i>399</i>	<i>1236</i>	<i>467</i>	<i>196</i>	<i>307</i>	<i>42</i>
D09D: Overstated the dangers or risks of drug use?																
1. Not at all	38.9	39.5	37.7	40.3	36.1	41.0	40.1	42.3	29.5	37.7	44.0	40.6	35.6	37.1	37.2	40.8
2. To a little extent	20.0	21.1	19.5	21.5	18.1	15.4	22.0	19.4	23.1	20.9	15.9	20.0	20.5	26.2	18.5	3.8
3. To some extent	22.2	20.0	24.3	21.1	22.8	22.7	22.2	19.7	26.0	22.7	19.9	21.8	24.5	21.8	21.7	17.4
4. To a great extent	8.6	8.8	8.4	8.7	5.2	7.8	8.8	7.9	10.4	9.2	6.3	7.2	11.0	8.3	10.8	11.7
5. To a very great extent	10.3	10.6	10.1	8.3	17.7	13.1	6.9	10.7	11.0	9.6	13.9	10.4	8.5	6.5	11.8	26.3
<i>Item 22500 Subject A10b</i>	<i>N 2280</i>	<i>1034</i>	<i>1177</i>	<i>1483</i>	<i>245</i>	<i>420</i>	<i>519</i>	<i>866</i>	<i>474</i>	<i>1817</i>	<i>402</i>	<i>1234</i>	<i>469</i>	<i>197</i>	<i>310</i>	<i>41</i>
D10: How much do you agree or disagree with each of the following statements?																
D10A: I take a positive attitude toward myself																
1. Disagree	3.6	4.1	2.5	2.9	5.1	4.1	2.7	4.4	2.4	2.3	9.1	2.4	3.2	2.2	6.8	16.7
2. Mostly disagree	5.0	4.3	5.4	4.7	5.8	6.3	6.5	3.4	5.0	4.6	5.7	3.9	2.7	4.8	10.6	7.0
3. Neither	9.5	7.6	11.0	9.7	3.3	9.7	10.1	8.1	11.2	9.8	8.6	7.6	8.5	17.5	13.4	8.3
4. Mostly agree	40.3	38.9	42.4	44.4	23.2	42.2	40.1	40.0	39.4	40.9	37.8	41.9	41.2	45.3	33.9	26.9
5. Agree	41.7	45.1	38.6	38.4	62.5	37.6	40.7	44.0	42.1	42.3	38.8	44.1	44.3	30.2	35.3	41.1
<i>Item 12550 Subject Q01</i>	<i>N 2310</i>	<i>1035</i>	<i>1201</i>	<i>1495</i>	<i>253</i>	<i>424</i>	<i>524</i>	<i>879</i>	<i>482</i>	<i>1839</i>	<i>406</i>	<i>1254</i>	<i>470</i>	<i>199</i>	<i>313</i>	<i>43</i>
D10B: Life often seems meaningless																
1. Disagree	44.0	45.9	42.1	44.7	49.6	39.9	44.8	46.0	42.9	44.9	40.1	49.1	44.3	33.8	34.1	18.4
2. Mostly disagree	27.4	26.8	28.6	29.2	22.5	31.4	25.9	24.9	30.1	29.1	21.3	27.3	31.3	30.8	21.4	32.8
3. Neither	16.2	16.0	16.1	15.2	14.3	13.9	16.3	16.7	17.2	14.6	22.8	13.5	14.6	22.2	25.6	5.8
4. Mostly agree	8.7	7.8	9.5	7.6	9.7	10.3	10.3	7.5	7.9	8.4	9.0	7.6	6.3	8.8	13.5	19.9
5. Agree	3.7	3.4	3.7	3.3	3.8	4.6	2.6	4.9	1.9	2.9	6.8	2.5	3.6	4.5	5.3	23.0
<i>Item 23700 Subject P01, Q01</i>	<i>N 2305</i>	<i>1033</i>	<i>1199</i>	<i>1493</i>	<i>253</i>	<i>423</i>	<i>520</i>	<i>880</i>	<i>482</i>	<i>1837</i>	<i>405</i>	<i>1251</i>	<i>469</i>	<i>198</i>	<i>313</i>	<i>42</i>
D10C: People should do their own thing, even if other people think it's strange																
1. Disagree	3.5	4.9	1.8	2.6	6.0	3.7	3.3	4.8	1.0	2.2	8.9	3.8	2.8	1.7	3.2	5.1
2. Mostly disagree	3.8	4.4	3.1	4.1	2.8	3.1	3.2	3.6	5.2	3.8	3.8	4.2	2.9	0.8	4.2	3.2
3. Neither	9.3	10.0	8.2	9.8	5.8	9.3	9.9	8.6	10.0	9.4	8.7	10.4	7.6	10.0	7.2	2.5
4. Mostly agree	37.1	37.7	38.1	39.6	23.9	39.7	39.0	32.3	41.6	39.6	26.0	39.1	36.0	39.2	32.6	26.2
5. Agree	46.3	43.1	48.8	43.8	61.5	44.2	44.6	50.7	42.2	44.9	52.6	42.4	50.7	48.4	52.9	63.0
<i>Item 7040 Subject Q08</i>	<i>N 2299</i>	<i>1034</i>	<i>1193</i>	<i>1493</i>	<i>253</i>	<i>420</i>	<i>521</i>	<i>878</i>	<i>480</i>	<i>1833</i>	<i>403</i>	<i>1248</i>	<i>468</i>	<i>196</i>	<i>313</i>	<i>42</i>

MONITORING THE FUTURE

QUESTIONNAIRE FORM 6 2007	TOTAL	SEX		RACE		REGION				COLLEGE PLANS?		ILLICIT DRUG USE: LIFETIME				
		M	F	White	Black	NE	NC	S	W	Yes	No	None	Mari- juana Only	Few Pills	More Pills	Any Her- oin
<i>N (Weighted No. of Cases):</i>	2516	1118	1260	1557	288	484	550	949	533	1927	429	1329	512	213	342	43
<i>% of Weighted Total:</i>	100.0	44.4	50.1	61.9	11.4	19.2	21.8	37.7	21.2	76.6	17.0	52.8	20.4	8.5	13.6	1.7
D10D: I feel I do not have much to be proud of																
1. Disagree	48.2	48.9	47.2	45.9	60.1	48.9	46.3	50.4	45.4	50.3	39.5	52.9	49.2	41.9	35.3	15.7
2. Mostly disagree	26.4	25.7	28.1	30.0	15.4	28.2	28.0	24.5	26.4	27.2	23.9	25.3	27.5	32.3	26.6	26.2
3. Neither	12.4	11.5	12.6	12.0	11.1	11.6	13.2	11.9	13.3	11.0	17.8	10.6	12.1	14.6	18.7	9.5
4. Mostly agree	8.2	8.9	7.7	8.1	5.8	7.8	8.1	7.3	10.3	8.0	8.6	7.3	5.2	8.8	13.8	27.4
5. Agree	4.8	5.0	4.3	4.1	7.7	3.5	4.4	5.8	4.5	3.5	10.1	3.9	6.0	2.5	5.7	21.2
<i>Item 12660 Subject Q01</i>	<i>N</i> 2291	1027	1192	1487	250	421	518	872	480	1826	402	1244	466	198	310	42
D10E: I feel I am a person of worth, on an equal plane with others																
1. Disagree	4.5	4.9	3.7	3.0	11.9	5.0	4.4	5.2	2.7	2.7	11.5	4.3	3.8	1.8	4.8	11.6
2. Mostly disagree	4.5	4.6	4.4	4.5	3.0	8.2	4.1	3.6	3.5	4.3	5.3	3.7	3.5	4.8	7.3	11.0
3. Neither	13.1	12.7	12.9	13.6	7.2	12.7	14.9	11.2	15.0	12.2	15.6	11.2	11.4	16.6	19.9	24.9
4. Mostly agree	30.4	30.4	30.9	32.6	20.7	32.6	31.1	28.7	30.7	30.1	32.9	30.6	31.7	30.3	30.9	23.5
5. Agree	47.6	47.3	48.1	46.3	57.2	41.5	45.5	51.4	48.1	50.7	34.7	50.3	49.6	46.4	37.1	28.9
<i>Item 12570 Subject Q01</i>	<i>N</i> 2295	1030	1194	1490	251	420	519	875	482	1829	403	1248	466	197	310	42
D10F: I enjoy life as much as anyone																
1. Disagree	3.6	4.2	2.6	3.0	5.2	5.2	3.1	4.1	1.7	2.4	8.9	2.8	3.0	-	6.4	19.9
2. Mostly disagree	4.8	4.4	5.1	4.8	3.5	6.1	5.5	4.3	3.7	4.6	5.0	4.1	3.6	7.4	6.6	11.1
3. Neither	12.6	11.3	13.1	12.1	13.2	15.3	15.4	9.3	12.9	11.9	14.0	12.2	8.9	14.2	18.8	7.3
4. Mostly agree	31.6	30.6	33.0	33.5	21.2	31.4	33.0	30.2	32.9	31.6	32.7	31.0	32.4	38.3	30.0	29.7
5. Agree	47.5	49.4	46.2	46.6	56.9	42.0	43.0	52.0	48.9	49.4	39.3	49.9	52.1	40.1	38.1	31.9
<i>Item 23710 Subject P01, Q01</i>	<i>N</i> 2283	1025	1187	1487	249	422	517	866	478	1823	400	1237	468	194	310	42
D10G: I get a real kick out of doing things that are a little dangerous																
1. Disagree	12.3	8.3	14.9	9.2	23.8	11.5	11.2	14.5	10.0	12.0	14.1	16.6	8.4	3.1	6.5	7.2
2. Mostly disagree	16.4	13.5	19.0	15.3	21.2	17.9	17.2	16.8	13.3	17.3	12.7	20.0	12.4	15.3	8.1	4.9
3. Neither	23.2	21.1	24.7	25.0	17.8	25.6	24.4	20.5	24.4	24.5	17.6	24.8	24.1	26.1	16.7	5.6
4. Mostly agree	28.6	31.3	27.5	30.4	18.0	24.7	29.5	28.6	31.2	28.4	29.5	24.7	33.4	35.6	33.5	30.1
5. Agree	19.5	25.9	13.8	20.0	19.2	20.2	17.7	19.6	21.0	17.8	26.0	13.9	21.7	20.0	35.2	52.3
<i>Item 7050 Subject Q04</i>	<i>N</i> 2289	1026	1192	1488	252	420	522	867	480	1824	402	1246	468	194	311	40
D10H: Sometimes I think that I am no good at all																
1. Disagree	41.6	46.0	38.2	39.9	52.5	40.4	43.2	42.7	38.9	42.9	36.7	46.0	44.3	33.2	28.2	19.1
2. Mostly disagree	25.6	24.2	27.0	27.2	19.8	26.0	23.6	26.1	26.4	25.9	25.3	24.7	28.8	26.6	23.2	28.9
3. Neither	16.6	15.5	17.7	16.7	12.4	19.8	18.6	14.1	16.1	15.7	18.5	14.9	15.9	22.2	22.5	5.7
4. Mostly agree	11.3	9.7	12.3	11.7	7.6	10.4	10.8	9.9	15.3	11.0	12.3	10.7	5.5	14.3	19.1	21.9
5. Agree	4.9	4.7	4.9	4.5	7.6	3.4	3.7	7.2	3.3	4.5	7.2	3.7	5.5	3.7	7.0	24.4
<i>Item 12680 Subject Q01</i>	<i>N</i> 2284	1024	1189	1488	250	416	521	873	474	1823	398	1242	466	196	308	41
D10I: I am able to do things as well as most other people																
1. Disagree	3.3	4.5	1.9	2.4	6.1	4.3	4.4	3.3	1.4	2.0	9.3	3.1	2.2	0.5	4.6	13.8
2. Mostly disagree	4.0	3.2	4.5	4.2	3.3	3.7	3.9	3.5	5.0	3.4	6.2	3.4	3.3	6.8	4.9	7.6
3. Neither	11.4	11.1	11.2	11.1	8.3	12.8	14.2	8.8	11.8	10.6	14.2	11.1	9.5	11.4	16.0	6.5
4. Mostly agree	39.9	38.0	42.2	44.1	30.0	43.1	37.2	38.9	41.6	41.6	33.4	39.6	40.8	43.6	38.7	40.7
5. Agree	41.4	43.1	40.3	38.3	52.3	36.1	40.2	45.4	40.2	42.4	36.9	42.8	44.1	37.7	35.8	31.4
<i>Item 12580 Subject Q01</i>	<i>N</i> 2281	1021	1189	1483	249	416	520	870	475	1818	399	1238	468	195	308	39
D10J: The future often seems hopeless																
1. Disagree	53.0	52.2	53.8	53.4	55.9	50.8	53.9	54.6	51.1	55.1	44.9	56.8	55.6	45.3	43.0	19.7
2. Mostly disagree	21.6	21.0	22.6	23.9	16.6	22.0	21.3	20.2	24.3	22.3	20.1	21.8	20.9	24.0	19.8	27.3
3. Neither	13.2	13.9	12.5	12.1	12.5	15.5	14.0	11.6	13.3	12.1	16.8	12.1	11.8	15.4	19.5	9.6
4. Mostly agree	8.1	8.2	7.8	7.6	8.3	8.3	7.5	8.5	7.7	7.3	10.3	6.1	9.2	10.2	11.7	20.4
5. Agree	4.1	4.7	3.2	3.0	6.7	3.5	3.3	5.1	3.7	3.2	7.9	3.2	2.4	5.1	6.1	22.9
<i>Item 23720 Subject P01, Q01</i>	<i>N</i> 2286	1024	1192	1486	252	419	522	873	473	1821	400	1243	468	195	308	40

DESCRIPTIVE RESULTS: 2007

241

QUESTIONNAIRE FORM 6 2007	TOTAL	SEX		RACE		REGION				COLLEGE PLANS?		ILLICIT DRUG USE: LIFETIME					
		M	F	White	Black	NE	NC	S	W	Yes	No	None	Mari- juana Only	Few Pills	More Pills	Any Her- oin	
<i>N (Weighted No. of Cases):</i>	2516	1118	1260	1557	288	484	550	949	533	1927	429	1329	512	213	342	43	
<i>% of Weighted Total:</i>	100.0	44.4	50.1	61.9	11.4	19.2	21.8	37.7	21.2	76.6	17.0	52.8	20.4	8.5	13.6	1.7	
D10K: I like to test myself every now and then by doing something a little risky																	
1. Disagree	15.8	10.8	19.4	13.7	26.1	14.1	15.4	17.9	14.1	16.2	14.8	20.6	12.6	8.8	7.0	7.9	
2. Mostly disagree	15.7	13.8	17.4	17.1	13.4	15.4	14.7	16.2	16.0	16.4	12.5	17.3	13.8	15.1	13.8	3.4	
3. Neither	22.7	23.3	22.1	22.5	18.9	25.1	23.5	21.0	22.6	22.7	22.8	22.7	25.0	20.2	20.9	17.5	
4. Mostly agree	27.9	28.4	28.0	29.0	21.8	26.3	30.6	24.2	32.8	28.1	26.3	24.8	29.7	37.0	32.1	35.3	
5. Agree	17.9	23.6	13.1	17.7	19.9	19.0	15.9	20.6	14.4	16.6	23.6	14.7	18.9	18.9	26.3	35.9	
<i>Item 7060 Subject Q04</i>	<i>N</i>	<i>2279</i>	<i>1020</i>	<i>1187</i>	<i>1483</i>	<i>249</i>	<i>416</i>	<i>521</i>	<i>867</i>	<i>474</i>	<i>1818</i>	<i>398</i>	<i>1242</i>	<i>466</i>	<i>195</i>	<i>306</i>	<i>38</i>
D10L: I feel that I can't do anything right																	
1. Disagree	49.6	51.3	48.1	48.8	58.4	50.4	49.9	52.0	44.3	51.4	43.2	53.8	54.0	40.8	35.6	19.3	
2. Mostly disagree	24.6	22.9	26.7	26.7	18.3	23.1	24.3	23.8	27.5	24.5	25.5	24.2	23.4	30.2	25.0	29.5	
3. Neither	14.7	13.3	15.4	14.2	12.2	14.9	15.8	13.0	16.4	13.4	19.0	12.6	12.1	16.2	25.0	24.0	
4. Mostly agree	6.4	7.3	5.7	5.8	6.0	6.9	4.8	5.9	8.7	6.4	5.9	6.2	4.9	7.3	8.2	6.6	
5. Agree	4.7	5.3	4.1	4.5	5.1	4.7	5.2	5.3	3.1	4.3	6.4	3.3	5.6	5.5	6.3	20.5	
<i>Item 12720 Subject Q01</i>	<i>N</i>	<i>2271</i>	<i>1018</i>	<i>1182</i>	<i>1479</i>	<i>245</i>	<i>414</i>	<i>521</i>	<i>864</i>	<i>471</i>	<i>1814</i>	<i>395</i>	<i>1236</i>	<i>464</i>	<i>195</i>	<i>305</i>	<i>39</i>
D10M: On the whole, I'm satisfied with myself																	
1. Disagree	3.8	4.7	2.5	2.7	6.5	3.6	3.1	5.0	2.3	2.4	9.9	3.0	3.8	1.6	5.4	18.0	
2. Mostly disagree	4.7	3.6	5.4	4.5	6.1	6.1	5.6	3.5	4.8	4.2	6.7	4.7	2.4	4.2	7.5	10.5	
3. Neither	11.0	11.0	11.0	11.1	6.7	11.9	11.6	8.9	13.4	10.6	11.2	9.5	9.2	13.6	17.1	13.3	
4. Mostly agree	32.9	30.6	35.2	34.5	23.7	38.4	30.9	31.3	33.3	32.8	34.3	31.9	33.5	42.1	34.3	18.6	
5. Agree	47.6	50.0	45.9	47.2	57.1	40.0	48.8	51.3	46.2	49.9	37.9	50.9	51.1	38.6	35.8	39.6	
<i>Item 12620 Subject P01, Q01</i>	<i>N</i>	<i>2271</i>	<i>1018</i>	<i>1181</i>	<i>1485</i>	<i>244</i>	<i>414</i>	<i>521</i>	<i>865</i>	<i>471</i>	<i>1811</i>	<i>397</i>	<i>1232</i>	<i>468</i>	<i>194</i>	<i>305</i>	<i>40</i>
D10N: I feel that my life is not very useful																	
1. Disagree	54.8	56.0	54.0	55.1	61.1	52.3	55.8	57.2	51.7	56.7	47.2	60.9	57.9	42.4	38.5	29.0	
2. Mostly disagree	22.3	19.0	25.2	23.9	18.2	25.2	22.3	20.2	23.4	22.6	21.8	20.5	23.4	29.5	22.5	32.4	
3. Neither	13.8	14.8	12.9	12.9	8.6	15.1	14.0	12.4	14.9	13.0	15.9	11.2	13.3	16.7	23.3	5.9	
4. Mostly agree	5.3	5.5	5.1	4.6	6.0	4.3	4.9	5.7	5.8	4.4	8.6	4.5	1.6	8.3	10.3	18.1	
5. Agree	3.8	4.7	2.9	3.5	6.1	3.2	3.0	4.5	4.1	3.2	6.4	3.0	3.7	3.0	5.3	14.7	
<i>Item 12750 Subject Q01</i>	<i>N</i>	<i>2270</i>	<i>1021</i>	<i>1179</i>	<i>1484</i>	<i>244</i>	<i>414</i>	<i>518</i>	<i>866</i>	<i>472</i>	<i>1813</i>	<i>395</i>	<i>1233</i>	<i>465</i>	<i>194</i>	<i>306</i>	<i>41</i>
D10O: It feels good to be alive																	
1. Disagree	3.2	3.6	2.1	2.1	5.8	4.0	3.0	4.1	0.9	1.9	8.7	2.8	2.6	1.0	4.1	10.8	
2. Mostly disagree	2.4	2.6	2.2	2.3	1.9	3.5	2.3	2.1	2.3	2.2	3.6	2.2	1.0	3.7	4.1	8.7	
3. Neither	7.9	8.0	7.6	7.6	5.5	10.2	7.9	6.8	8.1	7.3	9.8	7.2	6.1	11.4	11.7	6.6	
4. Mostly agree	23.1	20.8	25.4	25.2	17.0	24.0	23.3	20.6	27.0	23.3	21.5	21.5	20.3	28.0	29.6	33.2	
5. Agree	63.3	64.9	62.7	62.8	69.7	58.3	63.6	66.3	61.8	65.2	56.4	66.3	69.9	55.9	50.5	40.8	
<i>Item 23730 Subject P01, Q01</i>	<i>N</i>	<i>2274</i>	<i>1021</i>	<i>1182</i>	<i>1484</i>	<i>246</i>	<i>414</i>	<i>522</i>	<i>868</i>	<i>470</i>	<i>1814</i>	<i>397</i>	<i>1234</i>	<i>466</i>	<i>194</i>	<i>306</i>	<i>41</i>
D10P: I would like to explore strange places																	
1. Disagree	6.7	6.0	6.6	4.3	15.8	7.0	7.9	7.7	3.3	5.5	12.7	8.5	4.2	1.3	6.6	3.7	
2. Mostly disagree	6.2	4.9	7.0	6.0	10.1	7.6	6.3	5.8	5.2	6.0	7.8	6.6	6.0	4.7	5.4	2.7	
3. Neither	15.2	16.8	13.8	14.4	20.8	17.4	15.6	16.0	11.2	15.5	13.6	14.9	19.0	13.6	10.6	10.5	
4. Mostly agree	27.4	26.1	28.9	30.2	18.0	21.4	27.1	26.5	34.6	27.9	23.4	27.7	25.1	30.3	28.7	31.4	
5. Agree	44.6	46.3	43.7	45.0	35.4	46.6	43.0	44.0	45.7	45.1	42.5	42.4	45.7	50.1	48.7	51.6	
<i>Item 31080 Subject Q04</i>	<i>N</i>	<i>2270</i>	<i>1022</i>	<i>1178</i>	<i>1484</i>	<i>246</i>	<i>415</i>	<i>519</i>	<i>865</i>	<i>472</i>	<i>1810</i>	<i>398</i>	<i>1231</i>	<i>467</i>	<i>194</i>	<i>306</i>	<i>41</i>
D10Q: I like to do frightening things																	
1. Disagree	19.9	12.5	26.0	17.1	35.0	16.1	19.5	23.5	16.9	20.0	19.8	25.1	15.3	8.5	12.5	7.1	
2. Mostly disagree	16.4	14.3	18.4	17.6	15.1	17.0	16.8	15.3	17.6	17.5	11.7	17.9	15.9	13.7	13.6	5.9	
3. Neither	23.9	27.1	21.3	23.9	20.4	28.2	24.8	20.7	25.1	24.1	23.3	24.0	25.8	26.1	22.3	11.3	
4. Mostly agree	22.7	25.3	20.9	23.5	16.6	20.9	22.1	22.8	24.6	23.0	20.7	19.4	26.9	30.8	24.2	34.4	
5. Agree	17.1	20.8	13.5	17.9	13.0	17.8	16.8	17.7	15.9	15.5	24.5	13.6	16.1	20.9	27.3	41.3	
<i>Item 31090 Subject Q04</i>	<i>N</i>	<i>2262</i>	<i>1020</i>	<i>1172</i>	<i>1477</i>	<i>242</i>	<i>415</i>	<i>516</i>	<i>860</i>	<i>471</i>	<i>1806</i>	<i>395</i>	<i>1228</i>	<i>461</i>	<i>194</i>	<i>306</i>	<i>41</i>
D10R: I like new and exciting experiences, even if I have to break the rules																	
1. Disagree	11.7	9.6	12.6	9.9	16.8	10.8	11.0	13.8	9.5	11.1	14.7	15.7	9.1	4.5	4.5	3.7	
2. Mostly disagree	14.3	12.4	15.7	16.0	12.1	15.4	12.1	16.5	11.4	15.3	9.4	20.2	9.0	6.4	5.0	2.7	
3. Neither	21.6	22.9	20.4	21.4	19.6	21.7	22.6	18.8	25.7	21.6	20.9	23.6	19.2	25.2	15.3	11.5	
4. Mostly agree	29.4	28.8	31.1	30.2	26.0	28.0	30.5	27.1	33.6	30.4	25.3	25.4	35.6	37.0	33.8	30.0	
5. Agree	23.0	26.4	20.2	22.4	25.6	24.1	23.7	23.7	19.9	21.5	29.6	15.0	27.1	27.0	41.5	52.0	
<i>Item 31100 Subject Q04</i>	<i>N</i>	<i>2265</i>	<i>1021</i>	<i>1173</i>	<i>1479</i>	<i>242</i>	<i>413</i>	<i>516</i>	<i>865</i>	<i>471</i>	<i>1807</i>	<i>396</i>	<i>1229</i>	<i>465</i>	<i>194</i>	<i>304</i>	<i>41</i>

QUESTIONNAIRE FORM 6 2007	TOTAL	SEX		RACE		REGION				COLLEGE PLANS?		ILLICIT DRUG USE: LIFETIME					
		M	F	White	Black	NE	NC	S	W	Yes	No	None	Mari- juana Only	Few Pills	More Pills	Any Her- oin	
<i>N (Weighted No. of Cases):</i>	2516	1118	1260	1557	288	484	550	949	533	1927	429	1329	512	213	342	43	
<i>% of Weighted Total:</i>	100.0	44.4	50.1	61.9	11.4	19.2	21.8	37.7	21.2	76.6	17.0	52.8	20.4	8.5	13.6	1.7	
D10S: I prefer friends who are exciting and unpredictable																	
1. Disagree	6.5	6.9	5.6	5.4	10.0	6.7	6.1	7.3	5.6	5.2	12.4	8.1	3.5	2.0	5.6	14.2	
2. Mostly disagree	9.3	8.8	10.0	9.5	6.9	7.0	8.8	10.8	9.4	9.6	9.1	11.5	7.1	8.5	5.9	1.5	
3. Neither	26.4	26.3	26.2	26.1	19.5	26.3	26.0	24.7	29.8	27.7	20.0	29.6	23.4	25.0	20.2	7.8	
4. Mostly agree	31.4	31.9	31.7	33.1	29.1	31.6	34.0	29.2	32.2	32.6	25.7	28.9	34.4	39.4	32.4	31.2	
5. Agree	26.4	26.0	26.5	26.0	34.5	28.5	25.1	28.0	22.9	24.9	32.8	21.9	31.6	25.1	35.9	45.3	
<i>Item 31110 Subject Q04</i>	<i>N</i>	<i>2261</i>	<i>1017</i>	<i>1173</i>	<i>1475</i>	<i>243</i>	<i>413</i>	<i>515</i>	<i>862</i>	<i>471</i>	<i>1808</i>	<i>392</i>	<i>1228</i>	<i>463</i>	<i>194</i>	<i>302</i>	<i>41</i>
The different questionnaire forms used in this study emphasize different topics. In the rest of this questionnaire, we ask more about your experiences and attitudes relating to alcohol and other drugs.																	
D11: On how many occasions (if any) have you been drunk or very high from drinking alcoholic beverages?																	
D11A: . . . in your lifetime?																	
1. 0 occasions	43.9	43.7	43.6	40.1	59.4	38.7	36.1	47.2	50.9	44.7	39.9	68.1	16.4	21.2	7.9	3.7	
2. 1-2	13.1	12.1	14.5	12.3	14.0	13.8	13.8	13.0	12.0	13.3	11.1	13.2	16.4	16.3	7.4	5.7	
3. 3-5	8.4	7.3	9.6	8.4	8.1	11.0	10.1	7.2	6.7	9.1	5.0	6.6	12.9	10.3	8.6	-	
4. 6-9	7.4	6.8	7.7	7.5	7.0	7.0	8.5	7.0	7.2	7.0	9.9	4.0	12.8	11.0	9.2	16.8	
5. 10-19	7.6	6.5	8.7	8.6	3.1	8.8	8.7	7.4	5.9	7.4	9.3	3.8	13.7	9.1	12.6	12.8	
6. 20-39	6.4	6.3	6.4	7.7	2.1	5.9	7.5	6.4	5.7	6.1	8.3	2.1	8.7	13.8	16.1	5.0	
7. 40 or more	13.1	17.2	9.5	15.4	6.4	14.7	15.2	11.9	11.5	12.3	16.5	2.2	19.1	18.3	38.3	56.0	
<i>Item 25020 Subject A01a</i>	<i>N</i>	<i>2232</i>	<i>1024</i>	<i>1142</i>	<i>1472</i>	<i>235</i>	<i>393</i>	<i>517</i>	<i>848</i>	<i>474</i>	<i>1779</i>	<i>389</i>	<i>1211</i>	<i>453</i>	<i>192</i>	<i>307</i>	<i>37</i>
D11B: . . . during the last 12 months?																	
1. 0 occasions	53.2	52.4	53.8	48.5	71.5	47.3	46.5	56.9	58.8	53.8	49.0	76.3	29.7	34.0	13.8	5.1	
2. 1-2	14.2	12.1	16.2	14.0	13.7	17.7	15.8	13.5	11.0	14.7	12.5	12.4	19.4	15.2	13.3	9.7	
3. 3-5	9.2	9.0	9.6	9.5	5.4	9.0	10.9	8.1	9.4	8.9	11.4	4.6	16.2	13.9	13.7	14.8	
4. 6-9	5.9	5.4	6.5	7.1	1.4	7.0	6.9	4.1	7.5	5.6	7.7	2.3	10.5	8.9	11.6	9.9	
5. 10-19	7.0	7.0	6.6	8.2	2.9	6.3	8.4	7.4	5.4	6.8	8.3	2.5	8.4	12.1	18.3	16.0	
6. 20-39	4.7	5.6	3.8	5.8	1.3	5.0	6.4	4.0	3.6	4.8	3.6	1.0	8.1	7.8	11.5	11.8	
7. 40 or more	5.8	8.5	3.5	6.8	3.8	7.8	5.2	6.1	4.4	5.5	7.5	0.8	7.7	8.0	17.7	32.7	
<i>Item 25030 Subject A01b</i>	<i>N</i>	<i>2228</i>	<i>1022</i>	<i>1139</i>	<i>1469</i>	<i>235</i>	<i>392</i>	<i>517</i>	<i>845</i>	<i>474</i>	<i>1775</i>	<i>388</i>	<i>1211</i>	<i>450</i>	<i>192</i>	<i>307</i>	<i>37</i>
D11C: . . . during the last 30 days?																	
1. 0 occasions	69.2	66.3	71.9	65.1	82.9	66.9	64.9	72.0	70.9	70.0	65.1	89.0	52.5	54.3	30.7	22.5	
2. 1-2	14.6	13.7	15.4	16.4	8.4	13.2	17.8	13.0	15.3	14.5	15.7	6.6	23.9	23.7	26.0	21.2	
3. 3-5	7.0	8.0	6.0	7.7	4.5	8.0	8.0	5.8	7.2	6.9	7.7	2.3	10.9	10.0	16.3	19.4	
4. 6-9	4.8	5.7	3.7	5.5	1.4	6.2	5.0	4.6	3.7	4.5	6.4	1.5	7.2	6.8	12.6	13.2	
5. 10-19	2.7	3.5	2.2	3.4	1.5	4.3	2.9	2.6	1.3	2.5	3.2	0.2	3.9	4.0	9.1	13.6	
6. 20-39	0.7	0.8	0.7	1.0	-	0.8	1.1	0.7	0.3	0.7	0.7	0.1	1.0	-	2.8	3.6	
7. 40 or more	0.9	2.0	0.1	0.9	1.3	0.5	0.3	1.4	1.2	0.9	1.1	0.2	0.6	1.1	2.5	6.6	
<i>Item 25040 Subject A01c</i>	<i>N</i>	<i>2229</i>	<i>1023</i>	<i>1138</i>	<i>1470</i>	<i>234</i>	<i>393</i>	<i>519</i>	<i>844</i>	<i>473</i>	<i>1775</i>	<i>389</i>	<i>1212</i>	<i>449</i>	<i>193</i>	<i>307</i>	<i>37</i>
D12: Steroids, or anabolic steroids, are prescription drugs sometimes prescribed by doctors to treat certain conditions. Some athletes, and others, have used them to try to increase muscle development. On how many occasions (if any) have you taken steroids on your own—that is, without a doctor telling you to take them . . .																	
D12A: . . . in your lifetime?																	
1. 0 occasions	98.8	98.4	99.4	98.8	99.2	99.0	98.6	98.3	99.7	98.9	97.9	100.0	100.0	97.1	95.3	84.6	
2. 1-2	0.3	0.6	0.1	0.4	-	0.1	0.3	0.5	0.3	0.2	0.8	-	-	0.9	1.3	3.5	
3. 3-5	0.2	0.2	-	0.1	-	0.3	0.5	-	-	0.1	0.2	-	-	-	0.6	-	
4. 6-9	0.1	*	0.1	0.1	0.4	-	-	0.3	-	*	0.4	-	-	0.4	0.1	2.9	
5. 10-19	0.2	0.4	-	0.3	-	0.3	0.1	0.2	-	0.2	-	-	-	0.5	0.9	-	
6. 20-39	0.1	0.1	0.2	0.1	0.3	-	0.4	0.1	-	0.1	0.2	-	-	-	0.9	-	
7. 40 or more	0.3	0.3	0.2	0.3	-	0.4	0.2	0.6	-	0.3	0.4	-	-	1.0	0.8	9.0	
<i>Item 22690 Subject A01a</i>	<i>N</i>	<i>2255</i>	<i>1021</i>	<i>1163</i>	<i>1477</i>	<i>240</i>	<i>402</i>	<i>519</i>	<i>861</i>	<i>473</i>	<i>1800</i>	<i>391</i>	<i>1225</i>	<i>461</i>	<i>193</i>	<i>306</i>	<i>37</i>

* = less than .05 percent.

DESCRIPTIVE RESULTS: 2007

243

QUESTIONNAIRE FORM 6 2007	TOTAL	SEX		RACE		REGION				COLLEGE PLANS?		ILLICIT DRUG USE: LIFETIME				
		M	F	White	Black	NE	NC	S	W	Yes	No	None	Mari- juana Only	Few Pills	More Pills	Any Her- oin
<i>N (Weighted No. of Cases):</i>	2516	1118	1260	1557	288	484	550	949	533	1927	429	1329	512	213	342	43
<i>% of Weighted Total:</i>	100.0	44.4	50.1	61.9	11.4	19.2	21.8	37.7	21.2	76.6	17.0	52.8	20.4	8.5	13.6	1.7
D12B: . . . during the last 12 months?																
1. 0 occasions	98.9	98.6	99.5	98.9	99.2	99.1	98.9	98.4	99.7	99.1	97.9	100.0	100.0	98.0	95.7	84.6
2. 1-2	0.2	0.4	0.1	0.3	-	-	-	0.5	0.3	0.1	0.8	-	-	0.5	1.0	3.5
3. 3-5	0.2	0.2	-	0.1	-	0.2	0.5	0.1	-	0.1	0.3	-	-	-	0.7	-
4. 6-9	*	-	-	-	0.4	-	-	0.1	-	-	0.3	-	-	-	-	2.9
5. 10-19	0.4	0.5	0.3	0.4	0.3	0.3	0.5	0.6	-	0.4	0.2	-	-	1.5	1.8	-
6. 20-39	0.1	-	0.1	0.1	-	0.4	0.2	-	-	*	0.4	-	-	-	0.3	4.7
7. 40 or more	0.1	0.3	-	0.2	-	-	-	0.4	-	0.2	-	-	-	-	0.5	4.3
<i>Item 22700 Subject A01b</i>	<i>N</i> 2255	1021	1163	1477	240	402	519	861	473	1800	391	1225	461	193	306	37
D12C: . . . during the last 30 days?																
1. 0 occasions	99.0	98.7	99.6	99.1	99.2	99.1	99.0	98.5	99.7	99.1	98.2	100.0	100.0	98.5	95.9	84.6
2. 1-2	0.3	0.8	-	0.5	-	-	-	0.8	0.3	0.3	0.7	-	-	-	2.1	3.5
3. 3-5	0.2	0.1	0.2	-	-	0.2	0.3	0.2	-	0.2	0.2	-	-	1.0	0.3	-
4. 6-9	0.2	0.1	0.2	0.1	0.8	0.4	0.4	0.2	-	0.1	0.9	-	-	-	0.9	7.6
5. 10-19	0.1	0.2	-	0.1	-	0.3	0.1	-	-	0.1	-	-	-	0.5	0.3	-
6. 20-39	*	-	0.1	0.1	-	-	0.2	-	-	*	-	-	-	-	0.3	-
7. 40 or more	0.1	0.2	-	0.2	-	-	-	0.3	-	0.1	-	-	-	-	0.3	4.3
<i>Item 22710 Subject A01c</i>	<i>N</i> 2255	1021	1163	1477	240	402	519	861	473	1800	391	1225	461	193	306	37
D13: What methods have you used for taking steroids on your own? (Mark all that apply.)																
A. Injection	0.4	0.6	0.1	0.4	-	0.5	0.3	0.5	-	0.2	1.0	-	-	-	1.6	9.3
B. By mouth	0.5	0.6	0.2	0.5	0.8	0.5	0.3	0.7	0.1	0.3	1.2	-	-	1.0	1.4	12.3
C. Haven't used steroids	99.4	99.1	99.8	99.3	99.2	99.5	99.4	99.1	99.9	99.6	98.3	100.0	100.0	99.0	97.4	87.7
<i>Item 23790-23800,30940 Subject A05d N</i>	2234	1007	1161	1465	237	395	515	852	473	1786	383	1220	457	189	301	36
D14: On how many occasions (if any) have you taken any drugs by injection with a needle (like heroin, cocaine, amphetamines, or steroids) . . .																
Do NOT include anything you took under a doctor's orders.																
D14A: . . . in your lifetime?																
1. 0 occasions	98.5	98.4	98.7	98.4	99.5	97.8	98.2	98.8	98.8	99.0	96.0	100.0	100.0	98.7	95.7	54.9
2. 1-2	0.4	0.4	0.5	0.6	-	0.3	0.3	0.3	0.8	0.3	0.9	-	-	1.3	1.0	9.4
3. 3-5	0.3	0.2	0.4	0.3	-	0.6	0.4	0.1	0.4	0.3	0.4	-	-	-	0.9	9.8
4. 6-9	0.1	0.1	0.1	0.1	-	0.2	0.3	-	-	*	0.3	-	-	-	0.6	1.3
5. 10-19	0.2	*	0.3	0.2	0.5	0.5	0.3	-	-	*	0.7	-	-	-	0.3	6.5
6. 20-39	0.2	0.5	-	0.1	-	-	0.5	0.3	-	*	1.1	-	-	-	1.1	4.0
7. 40 or more	0.3	0.4	0.1	0.3	-	0.6	0.1	0.4	-	0.3	0.6	-	-	-	0.4	14.2
<i>Item 25050 Subject A01a</i>	<i>N</i> 2252	1021	1160	1478	242	404	517	859	472	1800	386	1218	460	195	306	40
D14B: . . . during the last 12 months?																
1. 0 occasions	98.9	98.7	99.1	98.9	99.5	97.9	98.5	99.0	100.0	99.3	96.9	100.0	100.0	99.4	96.5	67.0
2. 1-2	0.2	0.1	0.3	0.3	-	-	0.4	0.3	-	0.2	0.2	-	-	-	1.3	1.4
3. 3-5	0.2	0.1	0.3	0.3	0.5	1.0	0.2	-	-	0.2	0.4	-	-	-	0.4	9.7
4. 6-9	0.3	0.5	0.1	0.1	-	0.2	0.8	0.2	-	-	1.6	-	-	-	1.1	7.7
5. 10-19	0.2	0.2	-	0.1	-	0.7	-	0.1	-	*	0.7	-	-	0.6	0.3	4.4
6. 20-39	*	-	0.1	0.1	-	-	-	0.1	-	0.1	-	-	-	-	-	2.6
7. 40 or more	0.2	0.4	*	0.3	-	0.2	0.1	0.3	-	0.2	0.1	-	-	-	0.4	7.2
<i>Item 25060 Subject A01b</i>	<i>N</i> 2254	1022	1161	1479	242	405	517	861	472	1800	388	1219	460	197	306	40
D14C: . . . during the last 30 days?																
1. 0 occasions	99.2	98.9	99.6	99.3	99.5	98.4	99.0	99.3	100.0	99.6	97.1	100.0	100.0	99.4	97.6	76.7
2. 1-2	0.4	0.3	0.3	0.2	0.5	0.9	0.8	0.1	-	0.1	1.5	-	-	-	1.6	8.4
3. 3-5	0.1	0.2	0.1	0.1	-	-	0.3	0.2	-	-	0.8	-	-	-	-	7.7
4. 6-9	0.1	0.3	-	0.1	-	0.5	-	0.1	-	*	0.5	-	-	0.6	0.5	-
5. 10-19	-	-	-	-	-	-	-	-	-	-	-	-	-	-	-	-
6. 20-39	-	-	-	-	-	-	-	-	-	-	-	-	-	-	-	-
7. 40 or more	0.2	0.4	-	0.2	-	0.2	-	0.3	-	0.2	0.1	-	-	-	0.3	7.2
<i>Item 25070 Subject A01c</i>	<i>N</i> 2256	1024	1161	1479	242	407	517	861	472	1801	389	1221	460	197	306	40

*=less than .05 percent.

QUESTIONNAIRE FORM 6 2007	TOTAL	SEX		RACE		REGION				COLLEGE PLANS?		ILLICIT DRUG USE: LIFETIME				
		M	F	White	Black	NE	NC	S	W	Yes	No	None	Mari- juana Only	Few Pills	More Pills	Any Her- oin
<i>N (Weighted No. of Cases):</i>	2516	1118	1260	1557	288	484	550	949	533	1927	429	1329	512	213	342	43
<i>% of Weighted Total:</i>	100.0	44.4	50.1	61.9	11.4	19.2	21.8	37.7	21.2	76.6	17.0	52.8	20.4	8.5	13.6	1.7
D15: When (if ever) did you FIRST inject any drug with a needle (without doctor's orders)																
8. Never	98.9	99.0	99.0	98.9	99.5	97.8	99.4	99.3	98.8	99.4	96.8	100.0	100.0	98.8	98.4	55.4
1. Grade 6 or below	0.1	0.3	-	0.2	-	0.3	-	0.2	-	0.1	0.4	-	-	0.6	-	5.5
2. Grade 7	0.2	0.2	0.1	*	-	0.6	-	0.2	0.2	*	1.1	-	-	-	0.2	11.3
3. Grade 8	*	0.1	-	-	-	0.2	-	-	-	-	0.2	-	-	-	0.2	-
4. Grade 9	0.3	0.1	0.4	0.2	0.5	0.6	0.2	0.1	0.4	0.2	0.7	-	-	-	0.4	12.5
5. Grade 10	0.2	0.2	0.2	0.2	-	-	0.1	-	0.7	0.1	0.6	-	-	0.6	-	6.4
6. Grade 11	0.1	0.1	0.2	0.2	-	0.6	0.1	-	-	0.2	-	-	-	-	-	7.4
7. Grade 12	0.1	0.1	0.1	0.2	-	-	0.3	0.2	-	0.1	0.2	-	-	-	0.7	1.5
<i>Item 25680 Subject A01g</i>	<i>N</i> 2223	996	1158	1457	240	400	504	850	470	1774	384	1218	451	195	293	37
D16: When (if ever) did you FIRST do each of the following things?																
D16A: Smoke your first cigarette																
8. Never	57.0	58.3	56.5	54.0	70.7	56.0	47.7	58.9	64.7	59.9	43.4	81.6	30.2	26.2	20.2	16.1
1. Grade 6 or below	8.7	9.5	8.1	8.7	8.0	7.6	9.8	9.0	8.0	6.8	18.3	4.3	11.0	15.6	17.0	24.5
2. Grade 7	5.0	4.8	5.3	5.5	5.2	5.8	6.3	4.8	3.5	4.3	7.6	1.5	7.1	10.0	11.3	21.7
3. Grade 8	5.7	5.0	6.2	6.0	5.0	6.4	5.7	6.2	4.3	4.9	9.6	1.7	8.4	9.2	15.1	14.1
4. Grade 9 (Freshman)	8.0	6.9	9.1	8.3	4.0	6.5	10.2	7.6	7.3	8.2	7.2	2.5	17.2	14.6	11.8	8.3
5. Grade 10 (Sophomore)	6.4	6.7	6.0	7.5	2.1	8.8	9.9	4.7	3.5	6.2	6.9	2.3	12.6	8.9	11.8	10.4
6. Grade 11 (Junior)	5.3	4.3	5.6	6.1	2.1	4.6	6.4	5.5	4.3	5.5	5.1	2.7	10.0	10.8	6.4	1.3
7. Grade 12 (Senior)	3.8	4.4	3.2	3.9	2.9	4.4	3.9	3.2	4.5	4.1	1.9	3.3	3.4	4.8	6.3	3.6
<i>Item 5575 Subject A01g</i>	<i>N</i> 2170	974	1131	1426	226	395	500	824	451	1741	370	1192	441	183	291	41
D16B: Smoke cigarettes on a daily basis																
8. Never	83.3	83.5	83.5	80.9	89.8	82.8	78.1	83.7	88.5	86.2	69.5	96.7	76.6	69.0	54.2	29.5
1. Grade 6 or below	0.5	1.0	0.2	0.7	0.4	0.7	0.6	0.7	0.1	0.2	1.7	*	0.4	1.0	2.0	6.4
2. Grade 7	1.0	1.1	0.9	1.3	1.0	2.1	1.2	1.0	0.1	0.6	3.1	0.4	0.5	1.7	3.3	9.9
3. Grade 8	1.6	1.3	1.8	2.0	0.5	2.1	2.3	1.3	1.0	1.3	3.1	0.3	2.1	3.9	3.8	11.1
4. Grade 9 (Freshman)	2.8	2.8	2.6	3.2	-	3.7	3.0	2.8	1.9	2.0	6.3	0.7	3.6	3.5	9.5	7.1
5. Grade 10 (Sophomore)	2.8	2.8	2.9	3.3	1.4	2.7	3.4	2.7	2.4	2.3	5.3	0.4	3.9	5.9	7.3	13.3
6. Grade 11 (Junior)	4.5	3.9	5.1	5.2	4.7	3.7	5.7	4.9	3.2	4.2	6.0	0.8	6.6	10.4	11.7	12.8
7. Grade 12 (Senior)	3.4	3.6	3.0	3.5	2.3	2.1	5.6	3.0	2.8	3.2	4.9	0.8	6.3	4.6	8.1	9.9
<i>Item 5570 Subject A01g</i>	<i>N</i> 2206	1000	1142	1450	234	394	506	840	466	1764	379	1209	442	193	296	37
D16C: Try smokeless tobacco (snuff, plug or chewing tobacco)																
8. Never	84.4	75.1	93.1	80.9	93.2	88.3	80.5	82.7	88.6	86.4	77.0	93.9	82.8	73.0	58.4	59.9
1. Grade 6 or below	2.3	3.5	1.1	2.8	1.8	1.3	3.2	3.0	0.6	1.6	4.8	1.4	1.7	3.4	4.7	10.2
2. Grade 7	1.0	1.6	0.2	0.8	0.5	0.4	0.8	1.5	0.6	1.0	1.2	0.4	0.5	1.9	2.9	4.2
3. Grade 8	1.3	2.1	0.6	1.6	0.5	0.5	0.6	2.6	0.6	1.1	2.4	0.7	1.0	1.6	3.4	7.2
4. Grade 9 (Freshman)	2.0	4.0	0.4	2.9	0.7	1.0	2.4	2.5	1.6	1.8	1.8	0.7	2.4	5.6	4.4	2.0
5. Grade 10 (Sophomore)	3.3	5.5	1.5	4.1	0.8	2.9	4.8	2.7	3.4	2.6	5.7	1.1	3.1	5.6	11.2	6.4
6. Grade 11 (Junior)	2.8	4.7	1.0	3.6	1.1	3.0	4.1	2.5	1.9	2.9	2.7	0.7	5.1	3.7	7.7	2.7
7. Grade 12 (Senior)	2.9	3.5	2.1	3.3	1.3	2.7	3.6	2.6	2.6	2.6	4.4	1.2	3.3	5.0	7.3	7.4
<i>Item 5576 Subject A01g</i>	<i>N</i> 2252	1020	1160	1473	243	403	518	860	471	1795	392	1213	461	197	307	41
D17: In the future, do you think that you will . . .																
D17A: Smoke cigarettes?																
1. Definitely will	4.8	5.1	4.0	4.4	6.4	6.5	5.4	4.5	3.3	3.9	9.7	3.3	4.1	6.7	7.0	30.8
2. Probably will	8.0	8.1	7.8	8.4	4.4	7.3	9.7	9.2	4.7	6.6	15.0	2.6	8.5	13.1	23.5	24.6
3. Don't know	7.4	7.1	7.5	7.7	4.9	8.0	8.0	7.1	6.6	6.9	9.8	4.2	9.8	11.1	13.4	10.7
4. Probably won't	12.8	13.1	12.5	12.8	8.1	14.0	12.8	12.0	13.1	13.0	12.5	9.2	18.4	16.9	15.7	16.5
5. Definitely won't	67.1	66.6	68.2	66.7	76.3	64.3	64.1	67.3	72.4	69.6	53.0	80.7	59.3	52.3	40.4	17.4
<i>Item 24440 Subject A04a</i>	<i>N</i> 2263	1023	1165	1478	243	407	518	864	475	1802	395	1222	461	197	309	41
D17B: Drink alcoholic beverages?																
1. Definitely will	28.9	30.9	26.8	31.5	21.6	38.1	31.3	27.2	21.6	29.0	29.7	18.3	35.5	37.5	51.4	61.5
2. Probably will	34.7	30.9	38.9	33.7	33.8	30.9	40.3	34.7	31.7	35.0	34.2	31.8	40.2	41.2	36.2	23.4
3. Don't know	11.5	11.7	11.1	12.1	12.2	11.8	9.4	11.1	14.4	11.4	12.2	12.9	11.2	9.6	8.3	9.6
4. Probably won't	6.6	6.4	7.0	6.1	10.3	6.6	5.4	7.6	6.1	7.0	4.5	8.8	6.1	3.3	1.2	1.3
5. Definitely won't	18.3	20.0	16.1	16.6	22.1	12.7	13.5	19.5	26.2	17.6	19.5	28.1	6.9	8.5	2.9	4.1
<i>Item 24450 Subject A04a</i>	<i>N</i> 2261	1024	1163	1478	243	407	517	863	473	1799	395	1219	461	197	309	41

* = less than .05 percent.

QUESTIONNAIRE FORM 6 2007	TOTAL	SEX		RACE		REGION				COLLEGE PLANS?		ILLCIT DRUG USE: LIFETIME				
		M	F	White	Black	NE	NC	S	W	Yes	No	None	Mari- juana Only	Few Pills	More Pills	Any Her- oin
<i>N (Weighted No. of Cases):</i>	2516	1118	1260	1557	288	484	550	949	533	1927	429	1329	512	213	342	43
<i>% of Weighted Total:</i>	100.0	44.4	50.1	61.9	11.4	19.2	21.8	37.7	21.2	76.6	17.0	52.8	20.4	8.5	13.6	1.7
D17C: Try or use marijuana?																
1. Definitely will	10.5	12.6	7.9	10.5	13.4	15.7	10.0	8.3	10.5	9.1	18.1	3.1	13.1	14.1	27.2	54.2
2. Probably will	11.5	12.9	10.3	11.0	14.0	12.7	11.3	11.2	11.3	11.1	12.0	2.3	22.1	21.4	25.7	17.0
3. Don't know	12.2	10.1	14.1	12.2	11.4	15.9	10.3	10.2	14.7	12.6	11.0	6.7	18.3	21.9	18.3	14.0
4. Probably won't	10.2	11.5	9.4	10.5	7.3	11.1	14.2	8.6	8.0	11.1	6.9	8.5	14.8	10.8	10.5	10.8
5. Definitely won't	55.6	52.9	58.2	55.8	54.0	44.5	54.3	61.7	55.6	56.0	52.1	79.4	31.6	31.8	18.3	4.1
<i>Item 24460 Subject A04a</i>	<i>N</i> 2258	1022	1161	1473	243	407	516	862	474	1799	392	1220	458	197	309	41
D17D: Try or use "crack" cocaine?																
1. Definitely will	3.4	3.7	2.7	2.2	5.9	4.6	2.5	3.4	3.4	2.6	7.7	2.7	3.0	2.0	4.7	24.8
2. Probably will	0.6	0.2	0.9	0.8	0.4	0.9	0.6	0.4	0.5	0.6	0.6	0.1	0.2	0.1	1.1	18.7
3. Don't know	2.6	3.2	2.3	2.9	0.6	2.6	2.7	2.3	3.3	2.6	3.5	1.1	1.4	4.1	8.3	13.5
4. Probably won't	4.7	4.5	4.9	4.3	0.3	5.3	4.6	4.5	4.5	4.4	6.4	2.7	4.5	11.1	8.9	7.7
5. Definitely won't	88.7	88.4	89.3	89.8	92.7	86.7	89.6	89.3	88.3	89.9	81.7	93.4	91.0	82.7	77.0	35.3
<i>Item 24470 Subject A04a</i>	<i>N</i> 2253	1019	1160	1471	243	407	517	857	473	1795	392	1220	457	195	308	41
D17E: Try or use cocaine in powder form?																
1. Definitely will	3.6	4.0	2.9	2.7	5.4	5.2	2.9	3.4	3.2	2.8	7.4	2.8	3.0	2.0	5.6	23.5
2. Probably will	2.4	2.7	2.1	3.0	1.0	2.7	2.3	2.2	2.8	2.4	2.8	0.2	0.5	3.2	9.3	36.8
3. Don't know	2.7	2.7	2.8	3.0	0.7	2.0	4.4	1.9	2.8	2.5	3.8	0.8	0.9	4.5	10.8	9.0
4. Probably won't	5.1	5.3	5.1	5.0	-	6.6	4.3	4.7	5.7	4.9	6.6	2.4	4.6	10.7	12.7	12.2
5. Definitely won't	86.2	85.4	87.2	86.4	92.9	83.5	86.1	87.8	85.5	87.3	79.3	93.7	91.0	79.7	61.6	18.5
<i>Item 24480 Subject A04a</i>	<i>N</i> 2251	1020	1157	1472	243	404	517	858	473	1792	392	1217	458	196	308	41
D17F: Try or use any other illegal drugs?																
1. Definitely will	4.9	5.9	3.5	3.9	6.4	5.6	5.3	4.7	4.5	3.9	10.5	2.9	2.9	3.1	12.3	36.4
2. Probably will	3.4	4.2	2.7	4.0	0.8	5.1	3.3	2.5	3.6	3.5	3.1	0.2	1.8	3.6	14.5	32.6
3. Don't know	5.5	5.6	5.3	5.8	1.4	6.1	5.8	4.8	5.8	4.7	9.2	1.9	2.9	12.9	18.0	13.1
4. Probably won't	5.3	5.3	5.7	6.0	1.2	7.0	5.0	5.0	4.9	5.4	4.8	3.2	7.7	10.3	8.0	1.5
5. Definitely won't	80.9	79.0	82.8	80.3	90.1	76.1	80.7	83.1	81.3	82.6	72.4	91.8	84.6	70.1	47.3	16.4
<i>Item 24490 Subject A04a</i>	<i>N</i> 2253	1019	1159	1472	243	405	515	860	474	1797	391	1218	457	197	308	41
D18: How do you think your CLOSE FRIENDS feel (or would feel) about YOU doing each of the following things?																
D18A: Smoking cigarettes occasionally																
1. Don't disapprove	30.3	33.0	27.9	33.2	19.9	33.3	36.5	29.5	22.3	27.9	40.7	15.5	36.8	50.2	63.4	70.1
2. Disapprove	32.2	32.2	33.0	33.8	26.3	33.0	35.2	30.9	30.8	33.2	28.7	33.0	38.2	28.7	25.1	19.0
3. Strongly disapprove	37.5	34.7	39.1	33.0	53.8	33.7	28.3	39.7	46.8	39.0	30.6	51.5	24.9	21.1	11.5	10.9
<i>Item 30380 Subject A12b</i>	<i>N</i> 2246	1015	1157	1471	242	404	515	853	474	1794	388	1218	457	197	300	41
D18B: Smoking cigarettes every day																
1. Don't disapprove	20.3	23.1	17.5	21.8	14.9	21.9	25.5	21.6	11.2	17.8	31.0	10.5	22.5	31.4	44.3	60.4
2. Disapprove	27.3	28.3	26.9	28.1	22.1	31.6	28.6	26.0	24.3	26.8	29.0	24.2	32.4	31.5	31.0	21.7
3. Strongly disapprove	52.4	48.5	55.6	50.1	63.0	46.5	45.9	52.5	64.5	55.4	40.0	65.3	45.2	37.1	24.7	18.0
<i>Item 30390 Subject A12b</i>	<i>N</i> 2247	1016	1155	1472	242	404	516	854	473	1794	388	1216	457	197	302	41
D18C: Smoking one or more packs of cigarettes per day																
1. Don't disapprove	13.2	15.9	10.6	14.4	11.1	15.8	16.1	14.0	6.3	11.3	21.0	7.2	14.6	17.3	28.2	47.1
2. Disapprove	24.0	25.5	22.9	23.9	19.3	24.8	27.5	23.0	21.3	22.5	29.7	20.3	26.5	32.4	29.7	24.9
3. Strongly disapprove	62.8	58.6	66.5	61.8	69.5	59.3	56.4	63.0	72.5	66.2	49.3	72.5	58.8	50.3	42.1	28.0
<i>Item 11470 Subject A12b</i>	<i>N</i> 2239	1009	1155	1468	242	402	515	849	472	1789	386	1213	456	197	300	40
D18D: Using smokeless tobacco occasionally																
1. Don't disapprove	19.0	28.6	10.5	20.4	11.5	19.6	24.5	19.6	11.3	17.2	26.8	11.6	23.2	20.0	38.6	45.6
2. Disapprove	29.7	31.1	29.3	31.8	20.5	34.3	35.1	24.7	29.0	29.5	30.5	26.1	31.0	40.8	36.1	30.3
3. Strongly disapprove	51.3	40.3	60.3	47.8	68.1	46.1	40.4	55.7	59.7	53.4	42.7	62.2	45.8	39.2	25.3	24.1
<i>Item 30400 Subject A12b</i>	<i>N</i> 2240	1013	1152	1466	241	403	512	853	473	1792	384	1212	457	196	301	41

QUESTIONNAIRE FORM 6 2007	TOTAL	SEX		RACE		REGION				COLLEGE PLANS?		ILLICIT DRUG USE: LIFETIME				
		M	F	White	Black	NE	NC	S	W	Yes	No	None	Mari- juana Only	Few Pills	More Pills	Any Her- oin
<i>N (Weighted No. of Cases):</i>	2516	1118	1260	1557	288	484	550	949	533	1927	429	1329	512	213	342	43
<i>% of Weighted Total:</i>	100.0	44.4	50.1	61.9	11.4	19.2	21.8	37.7	21.2	76.6	17.0	52.8	20.4	8.5	13.6	1.7
D18E: Using smokeless tobacco every day																
1. Don't disapprove	15.3	22.4	8.9	16.0	11.5	16.7	18.5	16.7	8.1	13.4	23.7	9.5	18.3	14.1	31.1	46.2
2. Disapprove	25.0	28.1	22.8	25.9	18.3	27.3	30.9	21.5	22.9	24.0	28.5	21.3	25.7	36.3	31.9	30.1
3. Strongly disapprove	59.7	49.6	68.4	58.2	70.2	56.0	50.6	61.8	69.0	62.6	47.7	69.2	56.0	49.6	37.1	23.7
<i>Item 30410 Subject A12b</i>	<i>N</i> 2243	1013	1153	1469	242	404	515	850	473	1791	388	1214	456	197	302	41
D18F: Using smokeless tobacco several times per day																
1. Don't disapprove	13.9	20.1	8.3	14.7	11.2	15.2	16.6	15.0	8.0	12.2	21.5	8.2	16.4	13.5	29.5	43.9
2. Disapprove	21.6	23.4	20.5	21.3	17.2	23.9	26.3	19.5	18.4	20.3	27.2	18.8	22.0	30.7	26.8	29.5
3. Strongly disapprove	64.4	56.5	71.3	64.1	71.5	60.9	57.1	65.5	73.6	67.5	51.3	73.0	61.6	55.7	43.7	26.7
<i>Item 30420 Subject A12b</i>	<i>N</i> 2235	1007	1155	1464	242	402	513	850	470	1788	383	1210	456	196	298	41
D18G: Trying marijuana once or twice																
1. Don't disapprove	36.7	40.8	33.6	39.1	28.1	49.0	39.1	31.6	32.9	36.3	39.0	14.9	57.0	61.0	75.2	80.7
2. Disapprove	24.7	23.7	25.6	25.4	24.8	23.4	30.2	23.2	22.4	25.4	22.3	27.0	26.1	22.3	15.3	12.8
3. Strongly disapprove	38.6	35.4	40.8	35.5	47.1	27.6	30.7	45.2	44.6	38.3	38.7	58.1	16.9	16.7	9.5	6.5
<i>Item 11480 Subject A12b</i>	<i>N</i> 2237	1010	1151	1467	240	401	515	847	473	1789	384	1214	452	197	300	41
D18H: Smoking marijuana occasionally																
1. Don't disapprove	28.5	32.8	25.2	29.8	26.7	39.8	28.4	24.6	26.3	27.1	34.7	9.9	43.2	47.4	63.4	82.1
2. Disapprove	23.6	23.8	23.4	23.5	21.0	24.4	28.2	22.5	19.9	24.3	20.4	22.1	28.5	26.5	21.6	10.0
3. Strongly disapprove	47.9	43.4	51.4	46.7	52.3	35.8	43.4	52.9	53.9	48.6	45.0	68.0	28.3	26.1	15.0	7.9
<i>Item 11490 Subject A12b</i>	<i>N</i> 2239	1013	1151	1471	240	399	514	854	473	1787	388	1212	456	197	301	41
D18I: Smoking marijuana regularly																
1. Don't disapprove	17.5	21.1	14.2	16.9	21.1	23.2	18.0	15.7	15.2	15.2	27.1	5.9	23.3	22.6	45.5	65.2
2. Disapprove	22.3	24.7	20.5	22.8	18.3	25.4	25.1	21.2	18.4	22.2	21.2	17.6	28.1	34.2	27.2	13.3
3. Strongly disapprove	60.3	54.2	65.3	60.3	60.6	51.4	56.9	63.1	66.5	62.5	51.7	76.6	48.6	43.2	27.3	21.4
<i>Item 11500 Subject A12b</i>	<i>N</i> 2235	1006	1153	1466	240	401	511	850	474	1788	383	1209	456	196	300	41
D18J: Trying "crack" cocaine once or twice																
1. Don't disapprove	6.8	8.7	5.0	5.8	6.9	9.7	6.2	6.3	5.8	5.9	11.2	3.4	6.6	6.4	15.3	47.6
2. Disapprove	16.6	16.8	16.5	16.6	14.5	17.4	18.8	16.4	14.0	16.0	18.3	14.8	15.3	19.7	23.7	14.5
3. Strongly disapprove	76.6	74.5	78.5	77.6	78.5	72.9	74.9	77.3	80.3	78.1	70.5	81.8	78.1	73.8	61.1	38.0
<i>Item 23940 Subject A12b</i>	<i>N</i> 2257	1023	1152	1478	242	401	515	865	476	1794	388	1204	466	200	309	39
D18K: Taking "crack" cocaine occasionally																
1. Don't disapprove	5.0	6.9	2.9	4.1	6.4	7.0	4.7	4.7	4.0	4.0	9.3	2.5	5.1	2.5	10.6	47.6
2. Disapprove	14.5	15.3	13.8	14.1	13.2	16.0	14.8	14.7	12.3	13.5	17.1	12.6	13.6	21.2	19.3	6.3
3. Strongly disapprove	80.6	77.8	83.4	81.7	80.4	76.9	80.5	80.5	83.7	82.5	73.5	84.9	81.3	76.3	70.1	46.1
<i>Item 23950 Subject A12b</i>	<i>N</i> 2256	1022	1151	1478	241	403	516	862	476	1791	391	1204	467	200	308	39
D18L: Trying cocaine powder once or twice																
1. Don't disapprove	8.2	10.3	6.1	7.9	6.3	10.4	8.2	6.5	9.3	7.3	12.0	3.3	6.6	7.7	24.8	52.8
2. Disapprove	15.6	16.4	15.0	15.4	13.9	17.4	16.3	16.0	12.6	15.1	17.4	12.7	14.4	19.6	24.2	29.9
3. Strongly disapprove	76.2	73.3	78.8	76.7	79.8	72.2	75.4	77.5	78.1	77.6	70.6	83.9	79.0	72.7	51.0	17.3
<i>Item 23960 Subject A12b</i>	<i>N</i> 2248	1022	1144	1475	239	403	515	856	474	1785	389	1198	465	200	308	38
D18M: Taking cocaine powder occasionally																
1. Don't disapprove	6.1	8.1	4.1	5.6	6.8	9.2	6.8	5.1	4.5	5.1	10.5	2.6	5.8	3.0	16.1	52.4
2. Disapprove	15.1	16.1	14.3	14.8	14.2	15.6	15.0	15.5	14.2	14.4	17.3	12.6	12.7	22.5	22.8	22.5
3. Strongly disapprove	78.8	75.8	81.7	79.5	79.1	75.2	78.2	79.4	81.3	80.5	72.2	84.7	81.4	74.6	61.1	25.1
<i>Item 23970 Subject A12b</i>	<i>N</i> 2240	1017	1142	1470	240	401	515	854	470	1778	389	1195	463	199	309	38
D18N: Taking one or two drinks nearly every day																
1. Don't disapprove	26.3	32.0	21.8	26.8	25.9	30.8	30.0	25.5	20.0	24.1	35.0	16.9	28.4	32.6	52.7	60.4
2. Disapprove	29.6	29.1	30.5	31.1	24.0	33.8	31.3	29.0	25.2	30.6	26.4	26.7	35.0	37.0	28.7	24.0
3. Strongly disapprove	44.1	38.9	47.7	42.0	50.0	35.5	38.7	45.4	54.8	45.3	38.7	56.4	36.7	30.4	18.6	15.6
<i>Item 11530 Subject A12b</i>	<i>N</i> 2249	1020	1147	1475	239	402	516	858	474	1786	390	1202	464	198	309	38

DESCRIPTIVE RESULTS: 2007

247

QUESTIONNAIRE FORM 6 2007	TOTAL	SEX		RACE		REGION				COLLEGE PLANS?		ILLICIT DRUG USE: LIFETIME				
		M	F	White	Black	NE	NC	S	W	Yes	No	None	Mari- juana Only	Few Pills	More Pills	Any Her- oin
<i>N (Weighted No. of Cases):</i>	2516	1118	1260	1557	288	484	550	949	533	1927	429	1329	512	213	342	43
<i>% of Weighted Total:</i>	100.0	44.4	50.1	61.9	11.4	19.2	21.8	37.7	21.2	76.6	17.0	52.8	20.4	8.5	13.6	1.7
D18O: Taking four or five drinks nearly every day																
1. Don't disapprove	14.9	21.7	8.8	15.0	14.1	16.9	16.2	15.3	11.1	12.4	25.3	8.5	16.5	15.5	33.3	45.7
2. Disapprove	24.6	24.5	25.4	25.5	22.1	24.9	30.7	22.7	21.0	24.6	24.0	21.0	26.1	30.4	32.1	29.9
3. Strongly disapprove	60.5	53.9	65.8	59.5	63.9	58.2	53.1	62.0	67.9	62.9	50.7	70.5	57.4	54.1	34.7	24.4
<i>Item 11540 Subject A12b</i>	<i>N 2246</i>	<i>1019</i>	<i>1145</i>	<i>1474</i>	<i>241</i>	<i>401</i>	<i>514</i>	<i>860</i>	<i>472</i>	<i>1785</i>	<i>387</i>	<i>1199</i>	<i>461</i>	<i>200</i>	<i>309</i>	<i>39</i>
D18P: Having five or more drinks once or twice each weekend																
1. Don't disapprove	36.1	40.1	33.4	39.5	25.5	39.2	43.3	34.9	27.6	34.4	44.5	21.4	43.8	53.8	67.6	73.0
2. Disapprove	21.6	21.0	21.9	22.1	17.1	24.6	24.3	18.9	21.0	22.2	18.8	21.3	23.8	18.5	21.9	14.9
3. Strongly disapprove	42.3	39.0	44.7	38.5	57.3	36.1	32.4	46.2	51.4	43.5	36.8	57.4	32.4	27.7	10.6	12.1
<i>Item 11550 Subject A12b</i>	<i>N 2247</i>	<i>1021</i>	<i>1144</i>	<i>1474</i>	<i>240</i>	<i>402</i>	<i>515</i>	<i>857</i>	<i>473</i>	<i>1785</i>	<i>388</i>	<i>1201</i>	<i>462</i>	<i>200</i>	<i>309</i>	<i>37</i>
D18Q: Driving a car after having 1-2 drinks																
1. Don't disapprove	17.7	23.8	12.7	17.9	13.5	16.0	21.1	19.0	13.3	16.5	25.0	8.8	20.2	19.3	44.6	47.9
2. Disapprove	26.0	26.2	25.9	26.3	25.8	30.8	31.1	23.7	20.3	26.6	22.3	21.7	32.7	36.2	26.5	25.7
3. Strongly disapprove	56.3	50.0	61.4	55.8	60.7	53.2	47.8	57.3	66.4	57.0	52.7	69.5	47.0	44.4	28.9	26.4
<i>Item 11551 Subject A12b</i>	<i>N 2247</i>	<i>1020</i>	<i>1145</i>	<i>1473</i>	<i>239</i>	<i>402</i>	<i>513</i>	<i>858</i>	<i>474</i>	<i>1787</i>	<i>387</i>	<i>1199</i>	<i>462</i>	<i>200</i>	<i>309</i>	<i>39</i>
D18R: Driving a car after having 5 or more drinks																
1. Don't disapprove	5.8	9.3	2.4	4.8	9.0	7.5	5.2	6.7	3.6	4.5	12.1	3.0	6.8	5.9	12.9	25.6
2. Disapprove	13.9	15.8	12.3	13.7	16.6	12.3	15.7	14.9	11.6	12.8	18.1	10.1	14.4	16.0	25.4	21.8
3. Strongly disapprove	80.2	74.8	85.3	81.5	74.4	80.2	79.2	78.4	84.8	82.6	69.8	87.0	78.9	78.1	61.7	52.7
<i>Item 11552 Subject A12b</i>	<i>N 2245</i>	<i>1019</i>	<i>1144</i>	<i>1472</i>	<i>239</i>	<i>400</i>	<i>514</i>	<i>857</i>	<i>474</i>	<i>1786</i>	<i>385</i>	<i>1197</i>	<i>462</i>	<i>199</i>	<i>309</i>	<i>39</i>
D19: How many of your friends would you estimate . . .																
D19A: Smoke cigarettes?																
1. None	25.2	23.4	25.7	20.9	43.4	24.0	20.8	25.3	30.8	26.5	19.7	33.6	19.6	8.8	10.2	15.1
2. A few	38.5	37.4	40.1	39.2	34.7	39.3	36.2	39.5	38.7	40.8	29.4	41.5	39.5	44.0	26.3	13.1
3. Some	23.0	26.0	21.0	24.9	11.7	19.1	28.5	22.4	21.4	22.0	25.8	18.9	26.7	27.0	32.4	22.2
4. Most	11.6	11.3	12.1	13.5	8.3	15.0	12.7	11.1	8.4	9.6	21.0	5.3	12.3	19.3	27.0	39.1
5. All	1.7	2.0	1.1	1.6	2.0	2.6	1.7	1.7	0.7	1.2	4.1	0.7	1.9	1.0	4.1	10.5
<i>Item 7070 Subject A02a</i>	<i>N 2245</i>	<i>1015</i>	<i>1148</i>	<i>1471</i>	<i>241</i>	<i>399</i>	<i>514</i>	<i>858</i>	<i>473</i>	<i>1784</i>	<i>387</i>	<i>1199</i>	<i>463</i>	<i>199</i>	<i>307</i>	<i>39</i>
D19B: Smoke marijuana or hashish?																
1. None	29.2	25.0	31.7	27.8	29.7	23.7	26.7	30.8	33.5	29.3	28.2	44.1	11.1	12.8	7.8	15.1
2. A few	31.0	33.2	30.0	32.6	27.3	30.6	32.6	32.5	26.8	32.7	23.3	35.2	33.1	31.0	16.6	1.4
3. Some	23.0	23.6	22.4	23.9	16.1	21.1	26.5	21.8	22.7	23.0	22.9	14.8	32.9	32.3	34.1	26.0
4. Most	14.1	14.9	13.6	13.1	21.1	21.1	12.0	11.4	15.1	12.7	19.5	5.1	20.5	20.4	32.4	41.3
5. All	2.8	3.3	2.3	2.6	5.7	3.5	2.2	3.4	1.9	2.2	6.0	0.9	2.3	3.5	9.1	16.2
<i>Item 7080 Subject A02a</i>	<i>N 2246</i>	<i>1017</i>	<i>1148</i>	<i>1473</i>	<i>241</i>	<i>399</i>	<i>514</i>	<i>860</i>	<i>472</i>	<i>1785</i>	<i>387</i>	<i>1198</i>	<i>463</i>	<i>199</i>	<i>309</i>	<i>39</i>
D19C: Take "crack" cocaine?																
1. None	80.7	80.8	80.9	81.4	88.0	76.7	84.2	80.8	80.2	81.8	77.5	83.9	83.8	76.9	71.0	46.9
2. A few	14.6	14.3	15.1	15.0	7.9	16.3	13.1	14.6	14.8	14.8	13.4	13.1	12.5	17.3	21.8	15.6
3. Some	3.1	3.3	2.9	2.7	1.3	3.7	2.3	2.8	4.2	2.5	5.3	2.0	2.2	5.2	5.9	17.0
4. Most	0.9	0.7	0.8	0.5	2.3	2.0	0.3	0.7	0.8	0.5	1.9	0.4	0.4	0.6	1.3	12.1
5. All	0.7	0.9	0.2	0.4	0.6	1.2	0.2	1.0	0.1	0.4	2.0	0.5	1.1	-	0.1	8.5
<i>Item 7151 Subject A02a</i>	<i>N 2243</i>	<i>1016</i>	<i>1146</i>	<i>1471</i>	<i>240</i>	<i>399</i>	<i>513</i>	<i>858</i>	<i>473</i>	<i>1784</i>	<i>385</i>	<i>1197</i>	<i>462</i>	<i>199</i>	<i>309</i>	<i>39</i>
D19D: Take cocaine in powder form?																
1. None	77.7	76.5	79.2	77.4	86.7	73.6	79.0	78.6	78.1	78.5	74.5	86.4	81.5	71.7	49.3	25.3
2. A few	15.9	16.9	15.3	16.8	9.2	17.6	16.3	14.8	16.3	16.5	14.6	10.5	15.4	21.4	32.7	24.4
3. Some	4.5	4.7	4.2	4.4	1.6	4.6	4.0	4.9	4.4	3.9	6.6	2.2	1.9	6.2	13.3	33.9
4. Most	1.2	1.0	1.1	1.0	2.0	2.9	0.4	0.9	1.0	0.8	2.3	0.3	0.4	0.6	4.3	7.9
5. All	0.7	0.9	0.1	0.5	0.5	1.2	0.4	0.9	0.1	0.4	2.0	0.5	0.8	-	0.4	8.5
<i>Item 23990 Subject A02a</i>	<i>N 2235</i>	<i>1013</i>	<i>1141</i>	<i>1467</i>	<i>240</i>	<i>399</i>	<i>511</i>	<i>855</i>	<i>469</i>	<i>1777</i>	<i>385</i>	<i>1190</i>	<i>462</i>	<i>199</i>	<i>307</i>	<i>39</i>

MONITORING THE FUTURE

QUESTIONNAIRE FORM 6 2007	TOTAL	SEX		RACE		REGION				COLLEGE PLANS?		ILLICIT DRUG USE: LIFETIME					
		M	F	White	Black	NE	NC	S	W	Yes	No	None	Mari- juana Only	Few Pills	More Pills	Any Her- oin	
<i>N (Weighted No. of Cases):</i>	2516	1118	1260	1557	288	484	550	949	533	1927	429	1329	512	213	342	43	
<i>% of Weighted Total:</i>	100.0	44.4	50.1	61.9	11.4	19.2	21.8	37.7	21.2	76.6	17.0	52.8	20.4	8.5	13.6	1.7	
D19E: Use inhalants (sniff glue, aerosols, laughing gas, etc.)?																	
1. None	82.3	81.8	83.1	82.3	89.0	81.3	82.9	82.8	81.6	83.6	76.2	85.8	86.4	77.9	70.4	37.7	
2. A few	12.8	11.8	13.7	13.6	7.4	13.4	12.5	13.2	12.0	12.8	13.2	10.2	10.9	16.1	21.7	29.9	
3. Some	3.7	4.9	2.7	3.3	2.1	3.7	4.1	2.6	5.3	3.1	6.5	3.0	1.7	5.5	6.8	17.6	
4. Most	0.4	0.5	0.4	0.4	0.9	0.3	0.2	0.6	0.7	0.2	1.6	0.4	0.1	0.4	0.9	4.2	
5. All	0.7	1.0	0.1	0.5	0.5	1.4	0.3	0.9	0.5	0.4	2.5	0.7	0.8	-	0.2	10.6	
<i>Item 7180 Subject A02a</i>	<i>N</i>	<i>2241</i>	<i>1014</i>	<i>1146</i>	<i>1469</i>	<i>241</i>	<i>398</i>	<i>512</i>	<i>859</i>	<i>472</i>	<i>1782</i>	<i>385</i>	<i>1195</i>	<i>463</i>	<i>198</i>	<i>309</i>	<i>39</i>
D19F: Take MDMA (ecstasy)?																	
1. None	76.4	75.3	77.8	77.2	82.1	76.3	77.9	77.8	72.0	76.9	72.9	86.0	80.1	67.3	45.6	23.9	
2. A few	15.9	15.9	16.1	16.1	11.1	15.4	16.2	14.9	17.9	16.4	15.4	11.2	14.4	21.7	32.7	21.2	
3. Some	5.6	6.6	4.8	4.9	5.3	4.9	4.4	5.1	8.4	5.1	7.9	2.1	4.4	8.7	16.5	32.1	
4. Most	1.2	1.2	1.0	1.1	0.9	2.2	0.9	1.2	0.6	1.0	1.4	0.1	0.3	2.4	3.7	12.0	
5. All	0.9	1.0	0.4	0.7	0.6	1.2	0.5	0.9	1.1	0.6	2.4	0.7	0.8	-	1.4	10.8	
<i>Item 23020 Subject A02a</i>	<i>N</i>	<i>2240</i>	<i>1014</i>	<i>1144</i>	<i>1470</i>	<i>239</i>	<i>399</i>	<i>512</i>	<i>856</i>	<i>473</i>	<i>1780</i>	<i>386</i>	<i>1194</i>	<i>462</i>	<i>199</i>	<i>309</i>	<i>39</i>
D19G: Take crystal meth ("ice")?																	
1. None	88.1	88.3	88.7	89.2	93.2	89.6	90.8	87.2	85.6	89.0	83.3	90.6	91.8	86.7	79.1	42.8	
2. A few	8.4	7.6	9.0	8.0	5.0	7.3	7.1	9.7	8.4	8.4	9.1	7.0	5.8	11.4	13.6	24.1	
3. Some	2.7	3.3	2.0	2.4	1.2	1.7	1.9	2.3	5.1	2.1	5.1	1.7	1.3	1.5	7.0	25.1	
4. Most	0.1	*	0.2	0.1	-	0.1	-	0.1	0.4	0.1	0.1	-	-	0.4	0.3	3.3	
5. All	0.7	0.7	0.2	0.3	0.6	1.2	0.2	0.8	0.5	0.3	2.4	0.7	1.1	-	-	4.7	
<i>Item 24500 Subject A02a</i>	<i>N</i>	<i>2236</i>	<i>1012</i>	<i>1143</i>	<i>1468</i>	<i>239</i>	<i>399</i>	<i>511</i>	<i>854</i>	<i>472</i>	<i>1778</i>	<i>385</i>	<i>1192</i>	<i>462</i>	<i>198</i>	<i>309</i>	<i>37</i>
D19H: Take steroids?																	
1. None	79.9	76.5	83.3	79.2	84.7	80.3	80.7	78.9	80.7	79.9	80.3	80.1	82.5	84.6	72.5	74.6	
2. A few	15.2	17.6	13.7	16.3	11.7	13.4	15.8	15.6	15.5	16.2	11.4	15.8	12.6	11.3	21.8	5.2	
3. Some	3.6	4.7	2.6	3.7	2.3	4.1	3.1	4.1	2.8	3.1	5.2	3.0	3.9	3.3	5.5	8.4	
4. Most	0.4	0.3	0.2	0.2	0.2	0.8	0.1	0.3	0.5	0.3	0.1	0.3	0.1	0.8	0.1	-	
5. All	0.9	1.0	0.2	0.5	1.0	1.5	0.3	1.1	0.5	0.4	3.0	0.9	0.8	-	-	11.7	
<i>Item 23030 Subject A02a</i>	<i>N</i>	<i>2229</i>	<i>1007</i>	<i>1142</i>	<i>1464</i>	<i>236</i>	<i>391</i>	<i>509</i>	<i>857</i>	<i>472</i>	<i>1773</i>	<i>385</i>	<i>1190</i>	<i>458</i>	<i>197</i>	<i>309</i>	<i>38</i>
Lately there has been some attention paid to certain drugs.																	
D20: During the LAST 12 MONTHS, on how many occasions (if any) have you . . .																	
D20A: . . . taken GHB ("liquid G," "grievous bodily harm")																	
1. 0 occasions	99.3	99.3	99.7	99.5	99.1	98.7	99.8	99.3	99.4	99.6	98.3	100.0	100.0	97.5	98.8	85.4	
2. 1-2	0.2	0.2	0.3	0.2	0.5	0.6	0.1	0.3	-	0.2	0.5	-	-	1.1	-	6.1	
3. 3-5	*	*	-	-	0.1	*	-	-	-	-	*	-	-	-	0.1	-	
4. 6-9	0.2	0.2	0.1	0.1	0.3	*	0.1	0.1	0.6	0.1	0.6	-	-	1.4	0.5	-	
5. 10-19	0.1	0.1	-	0.1	-	0.4	-	0.1	-	*	0.5	-	-	-	0.3	4.4	
6. 20-39	-	-	-	-	-	-	-	-	-	-	-	-	-	-	-	-	
7. 40 or more	0.1	0.2	-	0.2	-	0.1	-	0.2	-	0.1	0.1	-	-	-	0.3	4.0	
<i>Item 31050 Subject A01b</i>	<i>N</i>	<i>2236</i>	<i>1012</i>	<i>1146</i>	<i>1474</i>	<i>241</i>	<i>392</i>	<i>517</i>	<i>857</i>	<i>470</i>	<i>1774</i>	<i>389</i>	<i>1197</i>	<i>461</i>	<i>197</i>	<i>307</i>	<i>39</i>
D20B: . . . taken ketamine ("special K," "super K")																	
1. 0 occasions	99.0	98.7	99.4	99.0	99.1	98.2	99.3	99.2	98.9	99.2	97.9	100.0	100.0	97.9	96.3	81.2	
2. 1-2	0.5	0.5	0.3	0.5	0.5	1.1	0.3	0.3	0.6	0.3	1.1	-	-	1.6	1.6	7.2	
3. 3-5	0.2	0.3	0.2	0.2	0.3	0.2	0.2	0.1	0.5	0.2	0.4	-	-	0.5	1.2	-	
4. 6-9	0.1	0.1	-	0.1	-	*	0.2	0.1	-	0.1	-	-	-	-	0.6	-	
5. 10-19	0.1	0.3	-	0.2	-	-	-	0.3	-	0.2	-	-	-	-	-	7.0	
6. 20-39	0.1	-	-	-	-	0.4	-	-	-	-	0.5	-	-	-	-	4.6	
7. 40 or more	*	0.1	-	0.1	-	0.1	-	0.1	-	*	0.1	-	-	-	0.3	-	
<i>Item 31060 Subject A01b</i>	<i>N</i>	<i>2234</i>	<i>1010</i>	<i>1145</i>	<i>1472</i>	<i>240</i>	<i>392</i>	<i>518</i>	<i>854</i>	<i>470</i>	<i>1773</i>	<i>387</i>	<i>1196</i>	<i>461</i>	<i>197</i>	<i>307</i>	<i>38</i>

* = less than .05 percent.

DESCRIPTIVE RESULTS: 2007

249

QUESTIONNAIRE FORM 6 2007	TOTAL	SEX		RACE		REGION				COLLEGE PLANS?		ILLICIT DRUG USE: LIFETIME				
		M	F	White	Black	NE	NC	S	W	Yes	No	None	Mari- juana Only	Few Pills	More Pills	Any Her- oin
<i>N (Weighted No. of Cases):</i>	2516	1118	1260	1557	288	484	550	949	533	1927	429	1329	512	213	342	43
<i>% of Weighted Total:</i>	100.0	44.4	50.1	61.9	11.4	19.2	21.8	37.7	21.2	76.6	17.0	52.8	20.4	8.5	13.6	1.7
D20C: . . . smoked bidis (or beedies) which are small brown cigarettes from India																
1. 0 occasions	98.2	98.0	98.7	98.5	96.9	96.1	99.5	98.4	98.1	98.4	97.8	99.9	98.1	96.7	94.7	86.6
2. 1-2	0.9	0.9	0.8	0.9	0.5	2.5	0.4	0.8	0.4	0.7	1.2	-	1.0	0.9	3.6	7.2
3. 3-5	0.2	0.2	0.1	0.2	0.1	-	-	0.2	0.5	0.2	-	*	0.2	0.7	0.5	-
4. 6-9	0.3	0.1	0.3	0.1	1.1	0.6	-	0.1	0.6	0.3	0.2	-	0.2	0.7	0.3	-
5. 10-19	0.2	0.2	-	0.1	0.3	-	0.2	0.2	0.3	0.1	0.6	-	-	0.7	0.5	2.1
6. 20-39	*	*	0.1	-	0.4	0.2	-	-	-	*	*	-	-	0.4	0.1	-
7. 40 or more	0.3	0.5	-	0.2	0.7	0.6	-	0.4	0.1	0.3	0.2	0.1	0.6	-	0.3	4.0
<i>Item 31070 Subject A01b</i>	<i>N</i> 2232	<i>1009</i>	<i>1144</i>	<i>1469</i>	<i>241</i>	<i>391</i>	<i>514</i>	<i>858</i>	<i>469</i>	<i>1771</i>	<i>387</i>	<i>1195</i>	<i>461</i>	<i>199</i>	<i>303</i>	<i>39</i>
D20D: . . . smoked kreteks (clove cigarettes)																
1. 0 occasions	93.3	92.4	94.7	92.1	97.2	88.1	94.2	95.7	92.4	93.6	92.8	99.3	92.8	84.7	80.6	60.3
2. 1-2	3.3	4.2	2.4	4.0	0.8	6.6	2.5	1.9	4.1	3.0	3.5	0.3	4.4	8.8	8.6	13.6
3. 3-5	1.5	1.6	1.1	1.7	0.4	2.4	1.0	1.1	1.9	1.4	2.1	0.2	0.9	2.8	5.0	14.7
4. 6-9	0.7	0.5	0.9	0.9	0.7	0.7	1.2	0.2	1.1	0.7	0.6	0.1	0.2	1.3	3.1	2.7
5. 10-19	0.3	0.1	0.5	0.4	-	0.7	0.6	0.1	-	0.3	0.4	-	0.8	-	1.0	-
6. 20-39	0.2	0.1	0.2	0.3	-	0.5	0.2	0.3	-	0.2	0.2	-	-	1.6	0.3	2.6
7. 40 or more	0.6	1.0	0.2	0.7	0.9	1.0	0.4	0.8	0.4	0.7	0.4	0.1	1.1	0.7	1.4	6.1
<i>Item 31150 Subject A01b</i>	<i>N</i> 2232	<i>1008</i>	<i>1146</i>	<i>1469</i>	<i>241</i>	<i>391</i>	<i>516</i>	<i>854</i>	<i>470</i>	<i>1773</i>	<i>386</i>	<i>1194</i>	<i>461</i>	<i>198</i>	<i>306</i>	<i>39</i>
D20E: . . . taken "andro" (androstenedione, non-prescription steroid)																
1. 0 occasions	99.4	99.3	99.8	99.5	99.6	98.8	99.7	99.4	99.7	99.6	98.6	100.0	100.0	98.6	97.7	93.2
2. 1-2	0.1	0.2	-	0.1	-	-	-	0.2	-	0.1	-	-	-	-	0.6	-
3. 3-5	0.1	0.1	-	0.1	0.1	0.5	0.2	-	-	*	0.5	-	-	-	0.1	6.8
4. 6-9	0.1	0.1	0.1	0.1	0.3	*	0.2	0.1	-	*	0.2	-	-	-	0.6	-
5. 10-19	0.1	-	-	-	-	-	-	-	0.3	-	0.4	-	-	0.7	-	-
6. 20-39	*	0.1	-	-	-	0.2	-	-	-	-	0.2	-	-	-	0.2	-
7. 40 or more	0.2	0.2	0.1	0.3	-	0.5	-	0.2	-	0.2	0.1	-	-	0.7	0.8	-
<i>Item 31160 Subject A01b</i>	<i>N</i> 2230	<i>1005</i>	<i>1147</i>	<i>1467</i>	<i>240</i>	<i>391</i>	<i>515</i>	<i>855</i>	<i>470</i>	<i>1770</i>	<i>387</i>	<i>1193</i>	<i>461</i>	<i>198</i>	<i>307</i>	<i>38</i>
D20F: . . . taken creatine (amino acid used to build muscle)																
1. 0 occasions	92.6	86.5	98.5	92.0	96.2	92.9	91.5	94.0	91.2	92.3	93.7	95.4	91.6	92.3	84.8	81.3
2. 1-2	2.4	3.9	0.7	2.7	1.3	3.1	2.6	1.6	3.0	2.3	3.0	1.3	3.0	3.4	4.3	13.3
3. 3-5	1.2	2.0	0.5	1.2	0.6	1.3	1.3	1.1	1.4	1.4	0.4	0.7	0.7	2.2	3.2	-
4. 6-9	0.7	1.5	-	0.6	0.3	0.1	0.4	1.3	0.4	0.8	-	0.3	0.4	1.2	2.4	-
5. 10-19	0.7	1.4	0.1	0.7	-	0.7	0.9	0.4	1.0	0.8	0.2	0.3	0.8	0.4	2.5	-
6. 20-39	0.9	1.8	-	1.2	-	0.1	1.4	0.6	1.6	0.8	1.4	0.7	2.0	-	0.6	1.4
7. 40 or more	1.4	2.9	0.1	1.5	1.6	1.8	2.0	1.0	1.4	1.5	1.3	1.3	1.5	0.5	2.2	4.0
<i>Item 31170 Subject A01b</i>	<i>N</i> 2233	<i>1009</i>	<i>1145</i>	<i>1471</i>	<i>238</i>	<i>390</i>	<i>517</i>	<i>856</i>	<i>471</i>	<i>1773</i>	<i>387</i>	<i>1194</i>	<i>460</i>	<i>199</i>	<i>307</i>	<i>39</i>
D20G: . . . taken ritalin (without a doctor's orders)																
1. 0 occasions	96.0	96.1	96.2	95.2	98.8	96.3	94.9	96.6	96.0	96.4	94.3	100.0	100.0	93.7	81.0	59.2
2. 1-2	1.9	1.4	2.4	2.7	0.1	0.8	2.4	1.9	2.1	2.1	0.7	-	-	4.6	10.1	5.0
3. 3-5	0.6	0.4	0.5	0.5	0.3	0.7	1.2	0.3	0.4	0.5	1.2	-	-	1.0	2.6	4.8
4. 6-9	0.6	0.8	0.4	0.4	0.8	0.3	0.8	0.3	1.0	0.2	2.5	-	-	-	3.0	8.9
5. 10-19	0.5	0.4	0.3	0.5	-	1.2	0.5	0.2	0.5	0.4	1.0	-	-	0.7	1.5	12.7
6. 20-39	0.1	0.3	0.1	0.2	-	0.6	0.2	-	-	0.2	-	-	-	-	0.8	2.1
7. 40 or more	0.3	0.6	*	0.4	-	0.1	0.1	0.6	-	0.3	0.2	-	-	-	1.0	7.3
<i>Item 31180 Subject A01b</i>	<i>N</i> 2235	<i>1009</i>	<i>1147</i>	<i>1471</i>	<i>240</i>	<i>390</i>	<i>515</i>	<i>859</i>	<i>471</i>	<i>1775</i>	<i>387</i>	<i>1196</i>	<i>460</i>	<i>198</i>	<i>307</i>	<i>39</i>
D20H: . . . taken OxyContin (without a doctor's orders)																
1. 0 occasions	94.3	92.8	95.8	93.6	96.9	94.6	94.2	95.5	92.1	94.9	91.6	100.0	100.0	92.4	72.2	36.8
2. 1-2	2.5	3.1	2.0	2.9	1.2	2.1	2.7	1.6	4.3	2.2	3.8	-	-	6.3	12.6	12.9
3. 3-5	1.2	2.0	0.4	1.2	-	0.7	1.2	1.5	0.9	1.1	1.6	-	-	1.3	6.3	10.6
4. 6-9	0.9	1.0	0.9	0.9	1.9	0.7	0.8	1.0	1.2	0.8	1.4	-	-	-	4.3	12.6
5. 10-19	0.4	0.5	0.3	0.4	-	0.6	0.6	0.1	0.8	0.3	1.0	-	-	-	2.3	6.7
6. 20-39	0.1	0.1	0.1	0.1	-	0.2	0.1	0.1	0.1	0.1	-	-	-	-	0.7	-
7. 40 or more	0.6	0.5	0.6	0.9	-	1.1	0.5	0.3	0.7	0.6	0.7	-	-	-	1.5	20.4
<i>Item 31310 Subject A01b</i>	<i>N</i> 2229	<i>1006</i>	<i>1144</i>	<i>1468</i>	<i>238</i>	<i>388</i>	<i>515</i>	<i>857</i>	<i>470</i>	<i>1771</i>	<i>387</i>	<i>1195</i>	<i>458</i>	<i>199</i>	<i>304</i>	<i>39</i>

*=less than .05 percent.

MONITORING THE FUTURE

QUESTIONNAIRE FORM 6 2007	TOTAL	SEX		RACE		REGION				COLLEGE PLANS?		ILLICIT DRUG USE: LIFETIME				
		M	F	White	Black	NE	NC	S	W	Yes	No	None	Mari- juana Only	Few Pills	More Pills	Any Her- oin
<i>N (Weighted No. of Cases):</i>	2516	1118	1260	1557	288	484	550	949	533	1927	429	1329	512	213	342	43
<i>% of Weighted Total:</i>	100.0	44.4	50.1	61.9	11.4	19.2	21.8	37.7	21.2	76.6	17.0	52.8	20.4	8.5	13.6	1.7
D20I: . . . taken Vicodin (without a doctor's orders)																
1. 0 occasions	91.0	89.5	92.6	89.4	98.5	92.5	85.8	94.2	89.8	91.7	88.7	100.0	100.0	83.0	53.3	38.5
2. 1-2	3.9	4.4	3.7	4.8	0.9	4.2	6.4	2.2	4.1	3.8	4.4	-	-	12.3	18.9	13.8
3. 3-5	1.9	2.5	1.0	2.1	0.3	1.2	2.5	1.4	2.9	1.8	1.9	-	-	3.0	9.8	19.1
4. 6-9	1.2	1.0	1.5	1.3	-	0.6	2.6	0.7	1.2	1.2	1.4	-	-	1.0	7.2	7.2
5. 10-19	1.0	1.4	0.6	1.3	-	0.6	2.0	0.4	1.4	0.6	2.9	-	-	0.7	6.7	2.8
6. 20-39	0.3	0.5	0.2	0.5	0.2	0.1	0.3	0.4	0.5	0.3	0.5	-	-	-	1.5	7.7
7. 40 or more	0.5	0.6	0.4	0.7	-	0.9	0.4	0.7	0.1	0.6	0.2	-	-	-	2.5	11.1
<i>Item 31320 Subject A01b</i>	<i>N</i> 2230	1009	1143	1469	239	391	516	853	470	1771	386	1195	458	198	307	37
D20J: . . . taken Rohypnol ("rophies," "roofies")																
1. 0 occasions	99.0	99.1	99.4	99.4	98.0	97.9	99.7	99.1	99.1	99.3	98.2	100.0	100.0	98.3	98.2	80.8
2. 1-2	0.4	0.3	0.1	0.1	0.1	1.0	0.1	0.3	0.3	0.1	0.8	-	-	1.0	0.1	8.0
3. 3-5	0.4	0.3	0.3	0.1	1.9	0.7	-	0.3	0.6	0.3	1.0	-	-	-	0.5	11.2
4. 6-9	0.2	0.2	0.2	0.3	-	0.4	0.2	0.2	-	0.2	-	-	-	0.7	1.0	-
5. 10-19	-	-	-	-	-	-	-	-	-	-	-	-	-	-	-	-
6. 20-39	-	-	-	-	-	-	-	-	-	-	-	-	-	-	-	-
7. 40 or more	*	*	-	*	-	-	-	0.1	-	*	-	-	-	-	0.1	-
<i>Item 29785 Subject A01b</i>	<i>N</i> 2221	1004	1140	1461	238	381	514	855	470	1767	385	1189	459	198	303	37
D20K: . . . taken a non-prescription cough or cold medicine (robos, DXM, etc.) to get high																
1. 0 occasions	94.7	94.3	95.7	95.5	95.5	93.0	94.0	94.9	96.5	95.1	93.2	98.9	97.8	93.2	80.6	50.5
2. 1-2	2.1	1.9	2.1	2.1	1.0	3.3	2.0	1.9	1.2	2.2	1.4	0.4	1.1	3.9	6.4	20.3
3. 3-5	1.1	1.3	0.7	0.8	0.1	1.4	2.0	0.8	0.5	1.0	1.4	*	0.5	1.0	5.8	-
4. 6-9	0.6	0.7	0.4	0.4	0.5	0.5	0.8	0.4	0.6	0.5	0.8	0.1	-	0.7	2.6	6.6
5. 10-19	0.7	0.8	0.6	0.4	1.5	0.4	0.6	0.9	0.8	0.4	2.3	*	-	1.4	3.1	8.4
6. 20-39	0.2	0.1	0.3	0.3	-	-	0.2	0.3	0.1	0.2	-	0.3	-	-	0.3	-
7. 40 or more	0.6	0.9	0.1	0.5	1.4	1.3	0.4	0.7	0.1	0.5	0.9	0.1	0.6	-	1.2	14.1
<i>Item 31670 Subject A01b</i>	<i>N</i> 2227	1010	1140	1466	239	387	516	856	468	1771	385	1190	458	199	306	39

* = less than .05 percent.

Cross-Time Index of Questionnaire Items, 1976–2007

Introduction to the Indexing Conventions

Beginning with the 1982 volume, the cross-time index of question locations is organized first by subject area (see Table 4 for a complete listing). Within each subject area, questions are listed in numerical sequence according to item reference number, which is the unique numerical identifier assigned to each question in the study.

The Question Index may be used in two major ways:

1. **Locating a Question across Years.** Having located a question of interest in the Descriptive Results section, the reader may determine in what other years that same question has appeared by simply looking it up by subject area and item reference number. The index will show all years in which that item has appeared and also its location each year (by questionnaire form, section, and item number). All items will retain their unique reference numbers in future years as well and, thus, may be located in exactly the same way in subsequent volumes in this series. The 1975 index entries are not included in this volume but may be found in any volume prior to the 1997 volume.

Example: A reader interested in a particular item about the nation finding technological solutions to problems would note that it has been classified under subject area I01 ("Expectations concerning societal change") and that it has been assigned item reference number 10940. The index entry for item 10940 shows that this item has appeared in Section D of questionnaire Form 4 in all annual surveys in the series. Its question number was D03c in 1976–81, D10c in 1982–2004, and D12c thereafter.

2. **Locating Questions by Subject Area.** Given an interest in some particular subject area, one can quickly scan the index to locate all questions dealing with that area. Table 4 lists all the subject areas into which items are classified, along with the alphanumeric code assigned to each area.

Example: A reader interested in items dealing with religion should first locate the relevant code in Table 4: Code G, "Religion." The second step is to scan that section of the item index, noting for every item its item reference number and page location in this volume. The reader may or may not find the abbreviated description of the item (given in the third column of the index and further described below) helpful in deciding whether to look up a particular item in the Descriptive Results section. Some of these descriptions are rather clear as to their meaning, but others are less so.

Definitions of Column Headings

The definitions of column headings, and the conventions used for the entries in each column, are given below under the number indicated in the following key.

① **Item Reference Number.** A unique identification number is assigned to each question for the duration of this research and reporting series. It appears below that question in the Descriptive Results section, as well as in this index and the indices of all other volumes in this series.

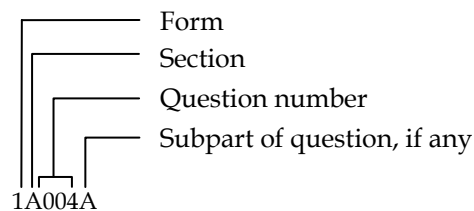
② **Page Location.** The second column of the Question Index gives the page number of the present volume on which a verbatim statement of the question may be found along with this year's descriptive results. For drug use questions

appearing in the combined Forms 1-6 section, the page number given for the Form 1 question is the location of the question in Form 1 only. The page number given for the Form 2-6 question is the location of the question in the combined Forms 1-6 section. Table 3 in the Introduction to this volume lists all drug use questions by the form(s) in which they appear.

③ **Item Description (Abbreviated).** This is a brief mnemonic description—up to 16 characters in length—that attempts to characterize the content of the question. Originally developed for question identification on OSIRIS computer files, it may in many cases allow one to determine the relevance of the question to one's own interest and thus reduce the number of irrelevant questions that must be looked up in the Descriptive Results section.

④ **Questionnaire Location by Year.** An entry is provided for every year in which an item appeared in one of the study's questionnaire forms. The six (or fewer) characters constituting the entry indicate the form in which the question appeared, the section of that form, and the question number. Take as an example the questionnaire

location 1A004A. This location code indicates that the question appeared in Form 1, Section A and was labeled as question 4a.



Occasionally an entry will be followed by an asterisk (*). This indicates that there was a change (usually minor) in the wording of the question and/or the answer alternatives in that year.

⑤ **Subject Area.** Table 4 shows the subject content areas that have been distinguished here and gives the alphanumeric code assigned to each of them. Every question item in the index has been classified into (and listed under) one or more of the subject areas, and the index (beginning with the 1982 volume) has been organized by subject area.

Item Reference Number	Page Loc. in this Volume	ITEM DESCRIPTION (ABBREVIATED)	QUESTIONNAIRE LOCATION BY YEAR (FORM, SECTION, AND QUESTION NUMBER)												
			1976	1977	1978	1979	1980	1981	1982	1983	1984	1985	1986	1987	

A01a: DRUGS. Number of uses in lifetime

00760	44	EVR SMK CIG REGL	1B001	1B001	1B001	1B001	1B001	1B001	1B001	1B001	1B001	1B001	1B001	1B001
00760	24	EVR SMK CIG REGL	2B01	2B01	2B01	2B01	2B01	2B01	2B01	2B01	2B01	2B01	2B01	2B01
00760	24	EVR SMK CIG REGL	3B01	3B01	3B01	3B01	3B01	3B01	3B01	3B01	3B01	3B01	3B01	3B01
00760	24	EVR SMK CIG REGL	4B01	4B01	4B01	4B01	4B01	4B01	4B01	4B01	4B01	4B01	4B01	4B01
00760	24	EVR SMK CIG REGL	5B01	5B01	5B01	5B01	5B01	5B01	5B01	5B01	5B01	5B01	5B01	5B01
00760	24	EVR SMK CIG REGL												
00790	24	EVER DRINK	2B03	2B03	2B03	2B03	2B03	2B03	2B03	2B03	2B03	2B03	2B03	2B03
00790	24	EVER DRINK	3B03	3B03	3B03	3B03	3B03	3B03	3B03	3B03	3B03	3B03	3B03	3B03
00790	24	EVER DRINK	4B03	4B03	4B03	4B03	4B03	4B03	4B03	4B03	4B03	4B03	4B03	4B03
00790	24	EVER DRINK	5B03	5B03	5B03	5B03	5B03	5B03	5B03	5B03	5B03	5B03	5B03	5B03
00790	24	EVER DRINK												
00810	46	#X DRNK/LIFETIME	1B007A	1B007A	1B007A	1B007A	1B007A	1B007A	1B007A	1B007A	1B007A	1B007A	1B007A	1B007A
00810	25	#X DRNK/LIFETIME	2B04A	2B04A	2B04A	2B04A	2B04A	2B04A	2B04A	2B04A	2B04A	2B04A	2B04A	2B04A
00810	25	#X DRNK/LIFETIME	3B04A	3B04A	3B04A	3B04A	3B04A	3B04A	3B04A	3B04A	3B04A	3B04A	3B04A	3B04A
00810	25	#X DRNK/LIFETIME	4B04A	4B04A	4B04A	4B04A	4B04A	4B04A	4B04A	4B04A	4B04A	4B04A	4B04A	4B04A
00810	25	#X DRNK/LIFETIME	5B04A	5B04A	5B04A	5B04A	5B04A	5B04A	5B04A	5B04A	5B04A	5B04A	5B04A	5B04A
00810	25	#X DRNK/LIFETIME												
00860	26	#XMJ+HS/LIFETIME	2B07A	2B07A	2B07A	2B07A	2B07A	2B07A	2B07A	2B07A	2B07A	2B07A	2B07A	2B07A
00860	26	#XMJ+HS/LIFETIME	3B07A	3B07A	3B07A	3B07A	3B07A	3B07A	3B07A	3B07A	3B07A	3B07A	3B07A	3B07A
00860	26	#XMJ+HS/LIFETIME	4B07A	4B07A	4B07A	4B07A	4B07A	4B07A	4B07A	4B07A	4B07A	4B07A	4B07A	4B07A
00860	26	#XMJ+HS/LIFETIME	5B07A	5B07A	5B07A	5B07A	5B07A	5B07A	5B07A	5B07A	5B07A	5B07A	5B07A	5B07A
00860	26	#XMJ+HS/LIFETIME												
00890	54	#X LSD/LIFETIME	1B029A	1B029A	1B029A	1B029A	1B029A	1B029A	1B033A	1B033A	1B033A	1B033A	1B033A	1B033A
00890	26	#X LSD/LIFETIME	2B08A	2B08A	2B08A	2B08A	2B08A	2B08A	2B08A	2B08A	2B08A	2B08A	2B08A	2B08A
00890	26	#X LSD/LIFETIME	3B08A	3B08A	3B08A	3B08A	3B08A	3B08A	3B08A	3B08A	3B08A	3B08A	3B08A	3B08A
00890	26	#X LSD/LIFETIME	4B08A	4B08A	4B08A	4B08A	4B08A	4B08A	4B08A	4B08A	4B08A	4B08A	4B08A	4B08A
00890	26	#X LSD/LIFETIME	5B08A	5B08A	5B08A	5B08A	5B08A	5B08A	5B08A	5B08A	5B08A	5B08A	5B08A	5B08A
00890	26	#X LSD/LIFETIME												
00920	57	#X PSYD/LIFETIME	1B038A	1B038A	1B038A	1B038A	1B038A	1B038A	1B042A	1B042A	1B042A	1B042A	1B042A	1B042A
00920	27	#X PSYD/LIFETIME	2B09A	2B09A	2B09A	2B09A	2B09A	2B09A	2B09A	2B09A	2B09A	2B09A	2B09A	2B09A
00920	27	#X PSYD/LIFETIME	3B09A	3B09A	3B09A	3B09A	3B09A	3B09A	3B09A	3B09A	3B09A	3B09A	3B09A	3B09A
00920	27	#X PSYD/LIFETIME	4B09A	4B09A	4B09A	4B09A	4B09A	4B09A	4B09A	4B09A	4B09A	4B09A	4B09A	4B09A
00920	27	#X PSYD/LIFETIME	5B09A	5B09A	5B09A	5B09A	5B09A	5B09A	5B09A	5B09A	5B09A	5B09A	5B09A	5B09A
00920	27	#X PSYD/LIFETIME												
00950	27	#X COKE/LIFETIME	1B076A	1B076A	1B076A	1B076A	1B076A	1B076A	1B083A	1B083A	1B083A	1B083A	1B083A	1B083A
00950	27	#X COKE/LIFETIME	2B10A	2B10A	2B10A	2B10A	2B10A	2B10A	2B10A	2B10A	2B10A	2B10A	2B10A	2B10A
00950	27	#X COKE/LIFETIME	3B10A	3B10A	3B10A	3B10A	3B10A	3B10A	3B10A	3B10A	3B10A	3B10A	3B10A	3B10A
00950	27	#X COKE/LIFETIME	4B10A	4B10A	4B10A	4B10A	4B10A	4B10A	4B10A	4B10A	4B10A	4B10A	4B10A	4B10A
00950	27	#X COKE/LIFETIME	5B10A	5B10A	5B10A	5B10A	5B10A	5B10A	5B10A	5B10A	5B10A	5B10A	5B10A	5B10A
00950	27	#X COKE/LIFETIME												
00980	60	#X AMPH/LIFETIME	1B043A	1B043A	1B043A	1B043A	1B043A	1B043A	1B043A	1B043A	1B043A	1B043A	1B043A	1B043A
00980	29	#X AMPH/LIFETIME	2B11A	2B11A	2B11A	2B11A	2B11A	2B11A	2B11A	2B11A	2B11A	2B11A	2B11A	2B11A
00980	29	#X AMPH/LIFETIME												
00980	29	#X AMPH/LIFETIME												
00980	29	#X AMPH/LIFETIME												
00980	29	#X AMPH/LIFETIME												

Table 4
Subject Area Key
(Referenced by Letter in the Question Index)

A. Drugs. Drug use and related attitudes and beliefs, drug availability and exposure, surrounding conditions and social meaning of drug use. Views of significant others regarding drugs.	260
A01... Use of Various Licit and Illicit Drugs.....	260
A01a. . . . in lifetime.....	260
A01b. . . . in last 12 months.....	262
A01c. . . . in last 30 days.....	266
A01d. Quantity used	268
A01e. How high? (How often?).....	270
A01f. How long high?	270
A01g. Incidence of first use	270
A01h. Use with other drugs	272
A01i. Tried to stop	274
A01j. Use on doctor's orders?	274
A01k. Bad trip?	274
A01l. Kinds of drugs	274
A01m. Cost.....	276
A01n. Source	276
A02. Exposure to Drug Use	276
A02a. Friends' use	276
A02b. Exposure to users	278
A02c. Exposure through the media	280
A03. Availability of Drugs	280
A03a. Availability	280
A03b. Purchase	280
A04. Expected Future Use.....	280
A04a. Expected future use among all respondents	280
A04b. Expected future use among nonusers.....	282
A05. Conditions of Use	282
A05a. Alone.....	282
A05b. With others.....	282
A05c. Settings of use (at school, at home, etc.).....	282
A05d. Mode of drug administration	284
A06. Reasons for Use, Abstinence, and Stopping.....	284
A06a. Reasons for use	284
A06b. Reasons for abstinence from or stopping drug use	288
A06c. Worries about the consequences of quitting	290
A07. Drug Problems	290
A07a. Driving, tickets, and accidents after use	290
A07b. Other problems	290
A08a. Sources of Help, Treatment Regarding Drugs.....	292
A09. Others' Awareness of Use.....	292
A09a. Parental awareness of use	292
A09b. Others' awareness of use.....	292
A09c. Police awareness of use	292

Table 4 (continued)

A10. Drug Education and Communication.....	292
A10a. In school.....	292
A10b. In the mass media	292
A11. Own Attitudes Regarding Drugs and Drug Users.....	294
A11a. Own attitudes about use by adults	294
A11b. Own attitudes regarding drugs for own children	296
A11c. Own perceptions of users	296
A11d. Own attitudes about use by people of high school age	296
A12. Others' Attitudes Regarding Drugs and Drug Users	296
A12a. Parents' attitudes regarding drugs	296
A12b. Friends' and fellow students' attitudes regarding drugs	298
A12c. Perception of drug users	298
A13. Legal Issues Regarding Drugs	298
A13a. Preferred legality for adults.....	298
A13b. Own response to legalization	300
A13c. Knowledge of marijuana laws.....	300
A14. Risk of Drug Harm	300
A14a. To self.....	300
A14b. To others.....	302
A15a. Admitting Use in Questionnaire.....	302
A16a. Parent Groups	302
A17. Role Models in the Larger Environment	302
A17a. Perceived use of drugs by role models	302
A17b. Perceived attitudes toward drugs by role models.....	304
A18. Promotional Activities.....	304
A18a. Advertising	304
A18b. Logos	304
A18c. Coupons	304
A18d. Free samples.....	304
A18e. Movies or television.....	304
B. Education.....	304
B01. High school: scholastic status, objectives, experiences	304
B02. Combining work and school: attitudes, experiences	306
B03. Interracial contact at school.....	306
B04. Student norms, misbehavior in class.....	308
B05. Counseling	308
B06. Absenteeism and truancy	308
B07. Delinquency, victimization, and feeling safe at school.....	308
B08. Competency testing	310
B09. Post-high school: status, plans, characteristics	310
B10. Attitudes regarding educational institutions.....	312
B11. High school: length of experiences.....	312

Table 4 (continued)

C. Work and Leisure.	312
C01. Present or recent work experience.....	312
C02. Income sources; financial security.....	312
C03. Vocational plans, aspirations, expectations.....	314
C04. Preferences regarding job characteristics	314
C05. Desirability of different working arrangements and settings.....	316
C06. Work ethic/success orientation	316
C07. Leisure time: extent, activities	316
C08. Attitudes toward leisure time	318
C09. Computer use	318
D. Sex Roles and Family.	318
D01. Dating and marriage: status, attitudes, expectations	318
D02. Parenthood: status, attitudes, expectations	318
D03. Values surrounding marriage and family	320
D04. Preferences regarding marital/familial arrangements	320
D05. Sex role attitudes	320
D06. Opinions regarding gender discrimination.....	320
E. Population Concerns.	322
E01. Overpopulation.....	322
E02. Birth control.....	322
F. Conservation, Materialism, Equity, etc.	322
F01. Personal materialism	322
F02. Societal materialism and advertising.....	322
F03. Concern with world hunger and poverty	324
F04. Ecological concerns.....	324
F05. Concern with conservation of resources.....	324
F06. Preferences regarding dwelling type and urbanicity	324
F07. Driving and use of mass transit	324
G. Religion. Religious preferences, activities, views.....	326

Table 4 (continued)

H. Politics.	326
H01. Political interest and preferences	326
H02. Attitudes toward governmental policies and practices	326
H03. Views about the role of citizens in government (see also I02)	326
H04. Confidence in government	328
H05. Voting, political activism	328
I. Social Change.	328
I01. Expectations concerning societal change	328
I02. Attitudes regarding activism	328
I03. Reactions to personal and social change	328
J. Social Problems. Interest and concerns.	330
K. Major Social Institutions.	330
K01. Trust (see also C05)	330
K02. Satisfaction with performance	330
K03. Preferred influence	330
L. Military.	330
L01. Plans for military service	330
L02. Attitudes toward a draft	332
L03. Views about the use of military force	332
L04. Attitudes toward the military as an institution and occupation	332
M. Interpersonal Relationships.	332
M01. Dating	332
M02. Cross-age relationships with adults outside the family (see also B05)	332
M03. Agreement/disagreement with parents	334
M04. Friendships (see also Q03)	334
M05. Community at large	334
N. Race Relations.	334
N01. Preferred interracial contact	334
N02. Attitudes toward discrimination	336
N03. Actual interracial contacts	336

Table 4 (continued)

O. Concern for Others.....	336
O01. Attitudes regarding social service, charitable activism	336
O02. Involvement in community, altruistic activities	336
O03. Concern with the problems of others.....	336
P. Happiness.	336
P01. Happiness, satisfaction with life and self	336
P02. Satisfaction with specific life domains	338
Q. Other Personality Variables.	338
Q01. Attitudes about self, self-esteem.....	338
Q02. Locus of control.....	338
Q03. Loneliness	340
Q04. Risk taking	340
Q05. Trust in others	340
Q06. (Changed to subject areas T01–T04).....	348
Q07. Importance placed on various life goals.....	340
Q08. Social, political, cultural orientation.....	340
Q09. Hostility.....	340
R. Background.....	342
R01. Age, sex, race, and marital status	342
R02. Family characteristics.....	344
R03. Living arrangements and household characteristics	344
S. Deviance and Victimization.	346
S01. Delinquent behaviors	346
S02. Driving violations and accidents.....	346
S03. Victimization experiences.....	348
T. Health	348
T01. Symptoms	348
T02. Habits	348
T03. Height and weight.....	350
T04. Medical treatment.....	350

The Question Index begins on the following page.



Item Ref. No.	Page Loc. in Vol.	ITEM DESCRIPTION (ABBREVIATED)	QUESTIONNAIRE LOCATION BY YEAR (FORM, SECTION, AND QUESTION NUMBER)												
			1976	1977	1978	1979	1980	1981	1982	1983	1984	1985	1986	1987	1988

A01a: DRUGS. Number of uses in lifetime

00760	52	EVR SMK CIG, REG	1B001	1B001	1B001	1B001	1B001	1B001	1B001	1B001	1B001	1B001	1B001	1B001	1B001
00760	28	EVR SMK CIG, REGL	2B01	2B01	2B01	2B01	2B01	2B01	2B01	2B01	2B01	2B01	2B01	2B01	2B01
00760	28	EVR SMK CIG, REGL	3B01	3B01	3B01	3B01	3B01	3B01	3B01	3B01	3B01	3B01	3B01	3B01	3B01
00760	28	EVR SMK CIG, REGL	4B01	4B01	4B01	4B01	4B01	4B01	4B01	4B01	4B01	4B01	4B01	4B01	4B01
00760	28	EVR SMK CIG, REGL	5B01	5B01	5B01	5B01	5B01	5B01	5B01	5B01	5B01	5B01	5B01	5B01	5B01
00760	28	EVR SMK CIG, REGL	2B03	2B03	2B03	2B03	2B03	2B03	2B03	2B03	2B03	2B03	2B03	2B03	2B03*
00790	29	EVER DRINK	3B03	3B03	3B03	3B03	3B03	3B03	3B03	3B03	3B03	3B03	3B03	3B03	3B03*
00790	29	EVER DRINK	4B03	4B03	4B03	4B03	4B03	4B03	4B03	4B03	4B03	4B03	4B03	4B03	4B03*
00790	29	EVER DRINK	5B03	5B03	5B03	5B03	5B03	5B03	5B03	5B03	5B03	5B03	5B03	5B03	5B03*
00790	29	EVER DRINK	1B07A	1B07A	1B07A	1B07A	1B07A	1B07A	1B07A	1B07A	1B07A	1B07A	1B07A	1B07A	1B07A
00810	54	#X DRNK/LIFETIM	2B04A	2B04A	2B04A	2B04A	2B04A	2B04A	2B04A	2B04A	2B04A	2B04A	2B04A	2B04A	2B04A
00810	29	#X DRNK/LIFETIM	3B04A	3B04A	3B04A	3B04A	3B04A	3B04A	3B04A	3B04A	3B04A	3B04A	3B04A	3B04A	3B04A
00810	29	#X DRNK/LIFETIM	4B04A	4B04A	4B04A	4B04A	4B04A	4B04A	4B04A	4B04A	4B04A	4B04A	4B04A	4B04A	4B04A
00810	29	#X DRNK/LIFETIM	5B04A	5B04A	5B04A	5B04A	5B04A	5B04A	5B04A	5B04A	5B04A	5B04A	5B04A	5B04A	5B04A
00810	29	#X DRNK/LIFETIM	2B07A	2B07A	2B07A	2B07A	2B07A	2B07A	2B07A	2B07A	2B07A	2B07A	2B07A	2B07A	2B07A
00860	30	#XMJ+HS/LIFETIME	3B07A	3B07A	3B07A	3B07A	3B07A	3B07A	3B07A	3B07A	3B07A	3B07A	3B07A	3B07A	3B07A
00860	30	#XMJ+HS/LIFETIME	4B07A	4B07A	4B07A	4B07A	4B07A	4B07A	4B07A	4B07A	4B07A	4B07A	4B07A	4B07A	4B07A
00860	30	#XMJ+HS/LIFETIME	5B07A	5B07A	5B07A	5B07A	5B07A	5B07A	5B07A	5B07A	5B07A	5B07A	5B07A	5B07A	5B07A
00860	30	#XMJ+HS/LIFETIME	1B29A	1B29A	1B29A	1B29A	1B29A	1B29A	1B33A	1B33A	1B33A	1B33A	1B33A	1B33A	1B33A
00890	63	#X LSD/LIFETIME	2B08A	2B08A	2B08A	2B08A	2B08A	2B08A	2B08A	2B08A	2B08A	2B08A	2B08A	2B08A	2B08A
00890	31	#X LSD/LIFETIME	3B08A	3B08A	3B08A	3B08A	3B08A	3B08A	3B08A	3B08A	3B08A	3B08A	3B08A	3B08A	3B08A
00890	31	#X LSD/LIFETIME	4B08A	4B08A	4B08A	4B08A	4B08A	4B08A	4B08A	4B08A	4B08A	4B08A	4B08A	4B08A	4B08A
00890	31	#X LSD/LIFETIME	5B08A	5B08A	5B08A	5B08A	5B08A	5B08A	5B08A	5B08A	5B08A	5B08A	5B08A	5B08A	5B08A
00890	31	#X LSD/LIFETIME	1B38A	1B38A	1B38A	1B38A	1B38A	1B38A	1B42A	1B42A	1B42A	1B42A	1B42A	1B42A	1B42A
00920	66	#X PSYD/LIFETIM	2B09A	2B09A	2B09A	2B09A	2B09A	2B09A	2B09A	2B09A	2B09A	2B09A	2B09A	2B09A	2B09A
00920	31	#X PSYD/LIFETIME	3B09A	3B09A	3B09A	3B09A	3B09A	3B09A	3B09A	3B09A	3B09A	3B09A	3B09A	3B09A	3B09A
00920	31	#X PSYD/LIFETIME	4B09A	4B09A	4B09A	4B09A	4B09A	4B09A	4B09A	4B09A	4B09A	4B09A	4B09A	4B09A	4B09A
00920	31	#X PSYD/LIFETIME	5B09A	5B09A	5B09A	5B09A	5B09A	5B09A	5B09A	5B09A	5B09A	5B09A	5B09A	5B09A	5B09A
00920	31	#X PSYD/LIFETIME	1B76A	1B76A	1B76A	1B76A	1B76A	1B76A	1B83A	1B83A	1B83A	1B83A	1B83A	1B83A	1B83A
00950	32	#X COKE/LIFETIME	2B10A	2B10A	2B10A	2B10A	2B10A	2B10A	2B10A	2B10A	2B10A	2B10A	2B10A	2B10A	2B10A
00950	32	#X COKE/LIFETIME	3B10A	3B10A	3B10A	3B10A	3B10A	3B10A	3B10A	3B10A	3B10A	3B10A	3B10A	3B10A	3B10A
00950	32	#X COKE/LIFETIME	4B10A	4B10A	4B10A	4B10A	4B10A	4B10A	4B10A	4B10A	4B10A	4B10A	4B10A	4B10A	4B10A
00950	32	#X COKE/LIFETIME	5B10A	5B10A	5B10A	5B10A	5B10A	5B10A	5B10A	5B10A	5B10A	5B10A	5B10A	5B10A	5B10A
00980	69	#X AMPH/LIFETIM	1B43A	1B43A	1B43A	1B43A	1B43A	1B43A	1B50A*	1B50A	1B50A	1B50A	1B50A	1B50A	1B50A
00980	34	#X AMPH/LIFETIME	2B11A	2B11A	2B11A	2B11A	2B11A	2B11A	2B11A*	2B11A	2B11A	2B11A	2B11A	2B11A	2B11A
00980	34	#X AMPH/LIFETIME	3B11A	3B11A	3B11A	3B11A	3B11A	3B11A	3B11A*	3B11A	3B11A	3B11A	3B11A	3B11A	3B11A
00980	34	#X AMPH/LIFETIME	4B11A	4B11A	4B11A	4B11A	4B11A	4B11A	4B11A*	4B11A	4B11A	4B11A	4B11A	4B11A	4B11A
00980	34	#X AMPH/LIFETIME	5B11A	5B11A	5B11A	5B11A	5B11A	5B11A	5B11A*	5B11A	5B11A	5B11A	5B11A	5B11A	5B11A
00980	34	#X AMPH/LIFETIME	1B53A	1B53A	1B53A	1B53A	1B53A	1B53A	1B60A	1B60A	1B60A	1B60A	1B60A	1B60A	1B60A
01010	72	#X QUAD/LIFETIM	2B12A	2B12A	2B12A	2B12A	2B12A	2B12A	2B12A	2B12A	2B12A	2B12A	2B12A	2B12A	2B12A
01010	72	#X QUAD/LIFETIME	3B12A	3B12A	3B12A	3B12A	3B12A	3B12A	3B12A	3B12A	3B12A	3B12A	3B12A	3B12A	3B12A
01010	72	#X QUAD/LIFETIME	4B12A	4B12A	4B12A	4B12A	4B12A	4B12A	4B12A	4B12A	4B12A	4B12A	4B12A	4B12A	4B12A
01010	72	#X QUAD/LIFETIME	5B12A	5B12A	5B12A	5B12A	5B12A	5B12A	5B12A	5B12A	5B12A	5B12A	5B12A	5B12A	5B12A
01010	72	#X QUAD/LIFETIME	1B57A	1B57A	1B57A	1B57A	1B57A	1B57A	1B64A	1B64A	1B64A	1B64A	1B64A	1B64A	1B64A
01040	73	#X BRBT/LIFETIM	2B13A	2B13A	2B13A	2B13A	2B13A	2B13A	2B13A	2B13A	2B13A	2B13A	2B13A	2B13A	2B13A
01040	73	#X BRBT/LIFETIME	3B13A	3B13A	3B13A	3B13A	3B13A	3B13A	3B13A	3B13A	3B13A	3B13A	3B13A	3B13A	3B13A
01040	73	#X BRBT/LIFETIME	4B13A	4B13A	4B13A	4B13A	4B13A	4B13A	4B13A	4B13A	4B13A	4B13A	4B13A	4B13A	4B13A
01040	73	#X BRBT/LIFETIME	5B13A	5B13A	5B13A	5B13A	5B13A	5B13A	5B13A	5B13A	5B13A	5B13A	5B13A	5B13A	5B13A
01042	36	#X SED/BARB/LIFE													
01042	36	#X SED/BARB/LIFE													
01042	36	#X SED/BARB/LIFE													
01042	36	#X SED/BARB/LIFE													
01070	74	#X TRQL/LIFETIM	1B67A	1B67A	1B67A	1B67A	1B67A	1B67A	1B74A	1B74A	1B74A	1B74A	1B74A	1B74A	1B74A
01070	36	#X TRQL/LIFETIME	2B14A	2B14A	2B14A	2B14A	2B14A	2B14A	2B14A	2B14A	2B14A	2B14A	2B14A	2B14A	2B14A
01070	36	#X TRQL/LIFETIME	3B14A	3B14A	3B14A	3B14A	3B14A	3B14A	3B14A	3B14A	3B14A	3B14A	3B14A	3B14A	3B14A
01070	36	#X TRQL/LIFETIME	4B14A	4B14A	4B14A	4B14A	4B14A	4B14A	4B14A	4B14A	4B14A	4B14A	4B14A	4B14A	4B14A
01070	36	#X TRQL/LIFETIME	5B14A	5B14A	5B14A	5B14A	5B14A	5B14A	5B14A	5B14A	5B14A	5B14A	5B14A	5B14A	5B14A
01100	83	#X "H"/LIFETIME	1B85A	1B85A	1B85A	1B85A	1B85A	1B85A	1B92A	1B92A	1B92A	1B92A	1B92A	1B92A	1B92A
01100	37	#X "H"/LIFETIME	2B15A	2B15A	2B15A	2B15A	2B15A	2B15A	2B15A	2B15A	2B15A	2B15A	2B15A	2B15A	2B15A
01100	37	#X "H"/LIFETIME	3B15A	3B15A	3B15A	3B15A	3B15A	3B15A	3B15A	3B15A	3B15A	3B15A	3B15A	3B15A	3B15A
01100	37	#X "H"/LIFETIME	4B15A	4B15A	4B15A	4B15A	4B15A	4B15A	4B15A	4B15A	4B15A	4B15A	4B15A	4B15A	4B15A
01100	37	#X "H"/LIFETIME	5B15A	5B15A	5B15A	5B15A	5B15A	5B15A	5B15A	5B15A	5B15A	5B15A	5B15A	5B15A	5B15A
01130	84	#X NARC/LIFETIM	1B95A	1B95A	1B95A	1B95A	1B95A	1B95A	1B94A	1B94A	1B94A	1B94A	1B94A	1B94A	1B94A
01130	38	#X NARC/LIFETIME	2B16A	2B16A	2B16A	2B16A	2B16A	2B16A	2B16A	2B16A	2B16A	2B16A	2B16A	2B16A	2B16A
01130	38	#X NARC/LIFETIME	3B16A	3B16A	3B16A	3B16A	3B16A	3B16A	3B16A	3B16A	3B16A	3B16A	3B16A	3B16A	3B16A
01130	38	#X NARC/LIFETIME	4B16A	4B16A	4B16A	4B16A	4B16A	4B16A	4B16A	4B16A	4B16A	4B16A	4B16A	4B16A	4B16A
01130	38	#X NARC/LIFETIME	5B16A	5B16A	5B16A	5B16A	5B16A	5B16A	5B16A	5B16A	5B16A	5B16A	5B16A	5B16A	5B16A
01160	39	#X INHL/LIFETIME	2B17A	2B17A	2B17A	2B17A	2B17A	2B17A	2B17A	2B17A	2B17A	2B17A	2B17A	2B17A	2B17A
01160	39	#X INHL/LIFETIME	3B17A	3B17A	3B17A	3B17A	3B17A	3B17A	3B17A	3B17A	3B17A	3B17A	3B17A	3B17A	3B17A

* = item text changed from previous year


261

[illegible]

A01a: DRUGS. Number of uses in lifetime

[illegible]

*=item text changed from previous year



Item Ref. No.	Page Loc. in Vol.	ITEM DESCRIPTION (ABBREVIATED)	QUESTIONNAIRE LOCATION BY YEAR (FORM, SECTION, AND QUESTION NUMBER)													
			1976	1977	1978	1979	1980	1981	1982	1983	1984	1985	1986	1987	1988	

A01a: DRUGS. Number of uses in lifetime (continued)

01160		#X INHL/LIFETIME	4B17A	4B17A	4B17A	4B17A	4B17A	4B17A	4B17A	4B17A	4B17A	4B17A	4B17A	4B17A	4B17A
01160	39	#X INHL/LIFETIME	5B17A	5B17A	5B17A	5B17A	5B17A	5B17A	5B17A	5B17A	5B17A	5B17A	5B17A	5B17A	5B17A
01160		#X INHL/LIFETIME													
01181	123	#X PCP/LIFETIME				2E02A	2E02A	2E02A	2E02A	2E02A	2E02A	2E02A	2E02A	2E04A*	2E04A
01184	124	#X PPRS/LIFETIME				2E03A	2E03A	2E03A	2E03A	2E03A	2E03A	2E03A	2E03A	2E05A*	2E05A
02040	58	#X HASH/LIFETIM	1B18A	1B18A	1B18A	1B18A	1B18A	1B18A	1B18A	1B18A	1B18A	1B18A	1B18A	1B18A	1B18A
02070	58	#X MARJ/LIFETIM	1B19A	1B19A	1B19A	1B19A	1B19A	1B19A	1B19A	1B19A	1B19A	1B19A	1B19A	1B19A	1B19A
11000	179	#X BEER/LIFETIME	4D04A	4D04A	4D04A	4D04A	4D04A	4D04A	4D11A	4D11A	4D11A	4D11A	4D11A	4D11A	4D11A
11040	181	#X WINE/LIFETIME	4D06A	4D06A	4D06A	4D06A	4D06A	4D06A	4D13A	4D13A	4D13A	4D13A	4D13A	4D13A	4D15A
11080	182	#X LIQR/LIFETIME	4D08A	4D08A	4D08A	4D08A	4D08A	4D08A	4D15A	4D15A	4D15A	4D15A	4D15A	4D15A	4D17A
21180	62	MJ/HSH EVR DLY							1B028	1B028	1B028	1B028	1B028	1B028	1B028
21200	62	RECENT DAILY MJ							1B030	1B030	1B030	1B030	1B030	1B030	1B030
21210	62	#X DAILY MJ/LFT							1B031	1B031	1B031	1B031	1B031	1B031	1B031
21220	67	#X DIETPILL/LFT							1B46A	1B46A	1B46A	1B46A	1B46A	1B46A	1B46A
21250	67	#X STA-AWAK/LFT							1B47A	1B47A	1B47A	1B47A	1B47A	1B47A	1B47A
21280	68	#X LOOKALIK/LFT							1B48A	1B48A	1B48A	1B48A	1B48A	1B48A	1B48A
22230		EVR USE SMOKLESS													
22230	236	EVR USE SMOKLESS													
22250	78	EVR TK CRACK/FB												1B083	1B083
22260	78	#X CRACK/LIFTIM												1B84A	1B84A
22260	32	#X CRACK/LIFTIM												2E03A	2E03A
22260	32	#X CRACK/LIFTIM													
22260	32	#X CRACK/LIFTIM													
22260	32	#X CRACK/LIFTIM													
22260	32	#X CRACK/LIFTIM													
22320	78	#XOTH COKE/LIFE												1B85A	1B85A
22320	33	#XOTH COKE/LIFE													
22320	33	#XOTH COKE/LIFE													
22320	33	#XOTH COKE/LIFE													
22620	180	#X WIN COOL/LIFE													4D13A
22660	40	#X MDMA/LIFETIME													
22660	40	#X MDMA/LIFETIME													
22690	40	#X STRD/LIFETIME													
22690	40	#X STRD/LIFETIME													
22690	40	#X STRD/LIFETIME													
24380	35	#X ICE/LIFETIME													
24380	35	#X ICE/LIFETIME													
25020	29	#XDRUNK/LIFETIM													
25020	29	#XDRUNK/LIFETIM													
25050	243	#X INJECT/LIFE													
29630	37	#X H LIF USE NDL													
29630	37	#X H LIF USE NDL													
29630	37	#X H LIF USE NDL													
29660	38	#X H LIF W/O NDL													
29660	38	#X H LIF W/O NDL													
29660	38	#X H LIF W/O NDL													
29660	38	#X H LIF W/O NDL													
29770		#X ROHYPNOL/LIFE													
30800	34	#X METHAMPH/LIFE													
30800	34	#X METHAMPH/LIFE													
31360	212	#X FLVRDALC/LIFE													

A01b: DRUGS. Number of uses in last 12 months

00820	54	#X DRNK/LAST12M	1B07B	1B07B	1B07B	1B07B	1B07B	1B07B	1B07B	1B07B	1B07B	1B07B	1B07B	1B07B	1B07B
00820	29	#X DRNK/LAST12MO	2B04B	2B04B	2B04B	2B04B	2B04B	2B04B	2B04B	2B04B	2B04B	2B04B	2B04B	2B04B	2B04B
00820	29	#X DRNK/LAST12MO	3B04B	3B04B	3B04B	3B04B	3B04B	3B04B	3B04B	3B04B	3B04B	3B04B	3B04B	3B04B	3B04B
00820	29	#X DRNK/LAST12MO	4B04B	4B04B	4B04B	4B04B	4B04B	4B04B	4B04B	4B04B	4B04B	4B04B	4B04B	4B04B	4B04B
00820	29	#X DRNK/LAST12MO	5B04B	5B04B	5B04B	5B04B	5B04B	5B04B	5B04B	5B04B	5B04B	5B04B	5B04B	5B04B	5B04B
00820	29	#X DRNK/LAST12MO													
00870	31	#XMJ+HS/LAST12MO	2B07B	2B07B	2B07B	2B07B	2B07B	2B07B	2B07B	2B07B	2B07B	2B07B	2B07B	2B07B	2B07B
00870	31	#XMJ+HS/LAST12MO	3B07B	3B07B	3B07B	3B07B	3B07B	3B07B	3B07B	3B07B	3B07B	3B07B	3B07B	3B07B	3B07B
00870	31	#XMJ+HS/LAST12MO	4B07B	4B07B	4B07B	4B07B	4B07B	4B07B	4B07B	4B07B	4B07B	4B07B	4B07B	4B07B	4B07B
00870	31	#XMJ+HS/LAST12MO	5B07B	5B07B	5B07B	5B07B	5B07B	5B07B	5B07B	5B07B	5B07B	5B07B	5B07B	5B07B	5B07B
00870	31	#XMJ+HS/LAST12MO													
00900	63	#X LSD/LAST 12M	1B29B	1B29B	1B29B	1B29B	1B29B	1B29B	1B33B	1B33B	1B33B	1B33B	1B33B	1B33B	1B33B
00900	31	#X LSD/LAST 12MO	2B08B	2B08B	2B08B	2B08B	2B08B	2B08B	2B08B	2B08B	2B08B	2B08B	2B08B	2B08B	2B08B
00900	31	#X LSD/LAST 12MO	3B08B	3B08B	3B08B	3B08B	3B08B	3B08B	3B08B	3B08B	3B08B	3B08B	3B08B	3B08B	3B08B
00900	31	#X LSD/LAST 12MO	4B08B	4B08B	4B08B	4B08B	4B08B	4B08B	4B08B	4B08B	4B08B	4B08B	4B08B	4B08B	4B08B
00900	31	#X LSD/LAST 12MO	5B08B	5B08B	5B08B	5B08B	5B08B	5B08B	5B08B	5B08B	5B08B	5B08B	5B08B	5B08B	5B08B
00900	31	#X LSD/LAST 12MO													
00930	66	#X PSYD/LAST12M	1B38B	1B38B	1B38B	1B38B	1B38B	1B38B	1B42B	1B42B	1B42B	1B42B	1B42B	1B42B	1B42B
00930	32	#X PSYD/LAST12MO	2B09B	2B09B	2B09B	2B09B	2B09B	2B09B	2B09B	2B09B	2B09B	2B09B	2B09B	2B09B	2B09B
00930	32	#X PSYD/LAST12MO	3B09B	3B09B	3B09B	3B09B	3B09B	3B09B	3B09B	3B09B	3B09B	3B09B	3B09B	3B09B	3B09B
00930	32	#X PSYD/LAST12MO	4B09B	4B09B	4B09B	4B09B	4B09B	4B09B	4B09B	4B09B	4B09B	4B09B	4B09B	4B09B	4B09B
00930	32	#X PSYD/LAST12MO	5B09B	5B09B	5B09B	5B09B	5B09B	5B09B	5B09B	5B09B	5B09B	5B09B	5B09B	5B09B	5B09B
00930	32	#X PSYD/LAST12MO													
00960		#X COKE/LAST12MO	1B76B	1B76B	1B76B	1B76B	1B76B	1B76B	1B83B	1B83B	1B83B	1B83B	1B83B	1B83B	1B83B
00960	32	#X COKE/LAST12MO	2B10B	2B10B	2B10B	2B10B	2B10B	2B10B	2B10B	2B10B	2B10B	2B10B	2B10B	2B10B	2B10B
00960		#X COKE/LAST12MO	3B10B	3B10B	3B10B	3B10B	3B10B	3B10B	3B10B	3B10B	3B10B	3B10B	3B10B	3B10B	3B10B
00960		#X COKE/LAST12MO	4B10B	4B10B	4B10B	4B10B	4B10B	4B10B	4B10B	4B10B	4B10B	4B10B	4B10B	4B10B	4B10B
00960	32	#X COKE/LAST12MO	5B10B	5B10B	5B10B	5B10B	5B10B	5B10B	5B10B	5B10B	5B10B	5B10B	5B10B	5B10B	5B10B
00960		#X COKE/LAST12MO													
00990	69	#X AMPH/LAST12M	1B43B	1B43B	1B43B	1B43B	1B43B	1B43B	1B50B*	1B50B	1B50B	1B50B	1B50B	1B50B	1B50B
00990	34	#X AMPH/LAST12MO	2B11B	2B11B	2B11B	2B11B	2B11B	2B11B	2B11B*	2B11B	2B11B	2B11B	2B11B	2B11B	2B11B

*item text changed from previous year

263

[illegible]

A01a: DRUGS. Number of uses in lifetime (continued)

[illegible]

A01b: DRUGS. Number of uses in last 12 months

00820	1B07B	1B07B	1B07B	1B07B	1B07B	1B07B*	1B07B	1B07B	1B07B	1B07B	1B07B	1B07B	1B07B	1B07B	1B07B	1B07B*	1B07B	1B07B
00820	2B04B	2B04B	2B04B	2B04B	2B04B*	2B04B	2B04B	2B04B	2B04B	2B04B	2B04B	2B04B	2B04B	2B04B	2B04B	2B04B*	2B04B	2B04B
00820	3B04B	3B04B	3B04B	3B04B	3B04B	3B04B*	3B04B	3B04B	3B04B	3B04B	3B04B	3B04B	3B04B	3B04B	3B04B	3B04B*	3B04B	3B04B
00820	4B04B	4B04B	4B04B	4B04B	4B04B	4B04B*	4B04B	4B04B	4B04B	4B04B	4B04B	4B04B	4B04B	4B04B	4B04B	4B04B*	4B04B	4B04B
00820	5B04B	5B04B	5B04B	5B04B	5B04B*	5B04B	5B04B	5B04B	5B04B	5B04B	5B04B	5B04B	5B04B	5B04B	5B04B	5B04B*	5B04B	5B04B
00820	6B04B	6B04B	6B04B	6B04B	6B04B*	6B04B	6B04B	6B04B	6B22B	6B22B	6B22B	6B22B	6B22B	6B22B	6B22B	6B22B*	6B22B	6B22B
00870	2B07B	2B07B	2B07B	2B07B	2B07B	2B07B	2B07B	2B07B	2B07B	2B07B	2B07B	2B07B	2B07B	2B07B	2B07B	2B07B	2B07B	2B07B
00870	3B07B	3B07B	3B07B	3B07B	3B07B	3B07B	3B07B	3B07B	3B07B	3B07B	3B07B	3B07B	3B07B	3B07B	3B07B	3B07B	3B07B	3B07B
00870	4B07B	4B07B	4B07B	4B07B	4B07B	4B07B	4B07B	4B07B	4B07B	4B07B	4B07B	4B07B	4B07B	4B07B	4B07B	4B07B	4B07B	4B07B
00870	5B07B	5B07B	5B07B	5B07B	5B07B	5B07B	5B07B	5B07B	5B07B	5B07B	5B07B	5B07B	5B07B	5B07B	5B07B	5B07B	5B07B	5B07B
00870	6B07B	6B07B	6B07B	6B07B	6B07B	6B07B	6B07B	6B07B	6B25B	6B25B	6B25B	6B25B	6B25B	6B25B	6B25B	6B25B	6B25B	6B25B
00900	1B33B	1B33B	1B33B	1B33B	1B33B	1B33B	1B33B	1B33B	1B33B	1B33B	1B33B	1B33B	1B33B*	1B33B	1B33B	1B33B	1B33B	1B33B
00900	2B08B	2B08B	2B08B	2B08B	2B08B	2B08B	2B08B	2B08B	2B08B	2B08B	2B08B	2B08B	2B08B	2B08B	2B08B	2B08B	2B08B	2B08B
00900	3B08B	3B08B	3B08B	3B08B	3B08B	3B08B	3B08B	3B08B	3B08B	3B08B	3B08B	3B08B	3B08B	3B08B	3B08B	3B08B	3B08B	3B08B
00900	4B08B	4B08B	4B08B	4B08B	4B08B	4B08B	4B08B	4B08B	4B08B	4B08B	4B08B	4B08B	4B08B	4B08B	4B08B	4B08B	4B08B	4B08B
00900	5B08B	5B08B	5B08B	5B08B	5B08B	5B08B	5B08B	5B08B	5B08B	5B08B	5B08B	5B08B	5B08B	5B08B	5B08B	5B08B	5B08B	5B08B
00900	6B08B	6B08B	6B08B	6B08B	6B08B	6B08B	6B08B	6B08B	6B26B	6B26B	6B26B	6B26B	6B26B	6B26B	6B26B	6B26B	6B26B	6B26B
00930	1B42B	1B42B	1B42B	1B42B	1B42B	1B42B	1B42B	1B42B	1B42B	1B42B	1B42B	1B42B	1B42B*	1B42B	1B42B	1B42B	1B42B	1B42B
00930	2B09B	2B09B	2B09B	2B09B	2B09B	2B09B	2B09B	2B09B	2B09B	2B09B	2B09B	2B09B	2B09B	2B09B	2B09B	2B09B*	2B09B	2B09B
00930	3B09B	3B09B	3B09B	3B09B	3B09B	3B09B	3B09B	3B09B	3B09B	3B09B	3B09B	3B09B	3B09B*	3B09B	3B09B	3B09B	3B09B	3B09B
00930	4B09B	4B09B	4B09B	4B09B	4B09B	4B09B	4B09B	4B09B	4B09B	4B09B	4B09B	4B09B	4B09B	4B09B*	4B09B	4B09B	4B09B	4B09B
00930	5B09B	5B09B	5B09B	5B09B	5B09B	5B09B	5B09B	5B09B	5B09B	5B09B	5B09B	5B09B	5B09B*	5B09B	5B09B	5B09B	5B09B	5B09B
00930	6B09B	6B09B	6B09B	6B09B	6B09B	6B09B	6B09B	6B09B	6B27B	6B27B	6B27B	6B27B	6B27B	6B27B	6B27B	6B27B	6B27B	6B27B
00960																		
00960	2B10B	2B10B	2B10B	2B10B	2B10B	2B10B	2B10B	2B10B	2B10B	2B10B	2B10B	2B10B	2B10B	2B10B	2B10B	2B10B	2B10B	2B10B
00960	3B10B																	
00960	4B10B																	
00960	5B10B	5B10B	5B10B	5B10B	5B10B	5B10B	5B10B	5B10B	5B10B	5B10B	5B10B	5B10B	5B10B	5B10B	5B10B	5B10B	5B10B	5B10B
00960	6B10B																	
00990	1B50B	1B50B	1B50B	1B50B	1B50B	1B50B	1B50B	1B50B	1B50B	1B50B	1B50B	1B50B	1B50B	1B50B	1B50B	1B50B	1B50B	1B50B
00990	2B11B	2B11B	2B11B	2B11B	2B11B	2B11B	2B11B	2B11B	2B11B	2B11B	2B11B	2B11B	2B11B	2B11B	2B11B	2B11B	2B11B	2B11B

*=item text changed from previous year



Item Ref. No.	Page Loc. in Vol.	ITEM DESCRIPTION (ABBREVIATED)	QUESTIONNAIRE LOCATION BY YEAR (FORM, SECTION, AND QUESTION NUMBER)													
			1976	1977	1978	1979	1980	1981	1982	1983	1984	1985	1986	1987	1988	

A01b: DRUGS. Number of uses in last 12 months (continued)

00990	34	#X AMPH/LAST12MO	3B11B	3B11B	3B11B	3B11B	3B11B	3B11B	3B11B	3B11B	3B11B*	3B11B	3B11B	3B11B	3B11B
00990	34	#X AMPH/LAST12MO	4B11B	4B11B	4B11B	4B11B	4B11B	4B11B	4B11B	4B11B*	4B11B	4B11B	4B11B	4B11B	4B11B
00990	34	#X AMPH/LAST12MO	5B11B	5B11B	5B11B	5B11B	5B11B	5B11B	5B11B	5B11B*	5B11B	5B11B	5B11B	5B11B	5B11B
00990	34	#X AMPH/LAST12MO													
01020	73	#X QUAD/LAST12M	1B53B	1B53B	1B53B	1B53B	1B53B	1B53B	1B60B	1B60B	1B60B	1B60B	1B60B	1B60B	1B60B
01020		#X QUAD/LAST12MO	2B12B	2B12B	2B12B	2B12B	2B12B	2B12B	2B12B	2B12B	2B12B	2B12B	2B12B	2B12B	2B12B
01020		#X QUAD/LAST12MO	3B12B	3B12B	3B12B	3B12B	3B12B	3B12B	3B12B	3B12B	3B12B	3B12B	3B12B	3B12B	3B12B
01020		#X QUAD/LAST12MO	4B12B	4B12B	4B12B	4B12B	4B12B	4B12B	4B12B	4B12B	4B12B	4B12B	4B12B	4B12B	4B12B
01020		#X QUAD/LAST12MO	5B12B	5B12B	5B12B	5B12B	5B12B	5B12B	5B12B	5B12B	5B12B	5B12B	5B12B	5B12B	5B12B
01050		#X BRBT/LAST12M	1B57B	1B57B	1B57B	1B57B	1B57B	1B57B	1B64B	1B64B	1B64B	1B64B	1B64B	1B64B	1B64B
01050		#X BRBT/LAST12MO	2B13B	2B13B	2B13B	2B13B	2B13B	2B13B	2B13B	2B13B	2B13B	2B13B	2B13B	2B13B	2B13B
01050		#X BRBT/LAST12MO	3B13B	3B13B	3B13B	3B13B	3B13B	3B13B	3B13B	3B13B	3B13B	3B13B	3B13B	3B13B	3B13B
01050		#X BRBT/LAST12MO	4B13B	4B13B	4B13B	4B13B	4B13B	4B13B	4B13B	4B13B	4B13B	4B13B	4B13B	4B13B	4B13B
01050		#X BRBT/LAST12MO	5B13B	5B13B	5B13B	5B13B	5B13B	5B13B	5B13B	5B13B	5B13B	5B13B	5B13B	5B13B	5B13B
01050		#X BRBT/LAST12MO													
01052	73	#X SED/BARB/12MO													
01052	36	#X SED/BARB/12MO													
01052	36	#X SED/BARB/12MO													
01052	36	#X SED/BARB/12MO													
01052	36	#X SED/BARB/12MO													
01080	75	#X TRQL/LAST12M	1B67B	1B67B	1B67B	1B67B	1B67B	1B67B	1B74B	1B74B	1B74B	1B74B	1B74B	1B74B	1B74B
01080	36	#X TRQL/LAST12MO	2B14B	2B14B	2B14B	2B14B	2B14B	2B14B	2B14B	2B14B	2B14B	2B14B	2B14B	2B14B	2B14B
01080	36	#X TRQL/LAST12MO	3B14B	3B14B	3B14B	3B14B	3B14B	3B14B	3B14B	3B14B	3B14B	3B14B	3B14B	3B14B	3B14B
01080	36	#X TRQL/LAST12MO	4B14B	4B14B	4B14B	4B14B	4B14B	4B14B	4B14B	4B14B	4B14B	4B14B	4B14B	4B14B	4B14B
01080	36	#X TRQL/LAST12MO	5B14B	5B14B	5B14B	5B14B	5B14B	5B14B	5B14B	5B14B	5B14B	5B14B	5B14B	5B14B	5B14B
01110	83	#X "H"/LAST 12MO	1B85B	1B85B	1B85B	1B85B	1B85B	1B85B	1B92B	1B92B	1B92B	1B92B	1B92B	1B92B	1B92B
01110		#X "H"/LAST 12MO	2B15B	2B15B	2B15B	2B15B	2B15B	2B15B	2B15B	2B15B	2B15B	2B15B	2B15B	2B15B	2B15B
01110	37	#X "H"/LAST 12MO	3B15B	3B15B	3B15B	3B15B	3B15B	3B15B	3B15B	3B15B	3B15B	3B15B	3B15B	3B15B	3B15B
01110	37	#X "H"/LAST 12MO	4B15B	4B15B	4B15B	4B15B	4B15B	4B15B	4B15B	4B15B	4B15B	4B15B	4B15B	4B15B	4B15B
01110		#X "H"/LAST 12MO	5B15B	5B15B	5B15B	5B15B	5B15B	5B15B	5B15B	5B15B	5B15B	5B15B	5B15B	5B15B	5B15B
01110		#X "H"/LAST 12MO													
01140	84	#X NARC/LAST12M	1B95B	1B95B	1B95B	1B95B	1B95B	1B95B	1B94B	1B94B	1B94B	1B94B	1B94B	1B94B	1B94B
01140	39	#X NARC/LAST12MO	2B16B	2B16B	2B16B	2B16B	2B16B	2B16B	2B16B	2B16B	2B16B	2B16B	2B16B	2B16B	2B16B
01140	39	#X NARC/LAST12MO	3B16B	3B16B	3B16B	3B16B	3B16B	3B16B	3B16B	3B16B	3B16B	3B16B	3B16B	3B16B	3B16B
01140	39	#X NARC/LAST12MO	4B16B	4B16B	4B16B	4B16B	4B16B	4B16B	4B16B	4B16B	4B16B	4B16B	4B16B	4B16B	4B16B
01140	39	#X NARC/LAST12MO	5B16B	5B16B	5B16B	5B16B	5B16B	5B16B	5B16B	5B16B	5B16B	5B16B	5B16B	5B16B	5B16B
01170	39	#X INHL/LAST12MO	2B17B	2B17B	2B17B	2B17B	2B17B	2B17B	2B17B	2B17B	2B17B	2B17B	2B17B	2B17B	2B17B
01170	39	#X INHL/LAST12MO	3B17B	3B17B	3B17B	3B17B	3B17B	3B17B	3B17B	3B17B	3B17B	3B17B	3B17B	3B17B	3B17B
01170		#X INHL/LAST12MO	4B17B	4B17B	4B17B	4B17B	4B17B	4B17B	4B17B	4B17B	4B17B	4B17B	4B17B	4B17B	4B17B
01170	39	#X INHL/LAST12MO	5B17B	5B17B	5B17B	5B17B	5B17B	5B17B	5B17B	5B17B	5B17B	5B17B	5B17B	5B17B	5B17B
01182	124	#X PCP/LAST12MO				2E02B	2E02B	2E02B	2E02B	2E02B	2E02B	2E02B	2E02B	2E04B*	2E04B
01185	124	#X PPRS/LAST12MO				2E03B	2E03B	2E03B	2E03B	2E03B	2E03B	2E03B	2E03B	2E05B*	2E05B
02050	58	#X HASH/LAST12M	1B18B	1B18B	1B18B	1B18B	1B18B	1B18B	1B18B	1B18B	1B18B	1B18B	1B18B	1B18B	1B18B
02080	59	#X MARJ/LAST12M	1B19B	1B19B	1B19B	1B19B	1B19B	1B19B	1B19B	1B19B	1B19B	1B19B	1B19B	1B19B	1B19B
08520		12MO,#OCC PAINRF	3A27A	3A27A	3A27A	3A27A	3A27A	3A27A	3A27A	3A27A	3A27A	3A27A	3A27A	3A27A	3A27A
08530		12MO,#OCC SLP PL	3A27B	3A27B	3A27B	3A27B	3A27B	3A27B	3A27B	3A27B	3A27B	3A27B	3A27B	3A27B	3A27B
08540		12MO,#OCC AWK PL	3A27C	3A27C	3A27C	3A27C	3A27C	3A27C	3A27C	3A27C	3A27C	3A27C	3A27C	3A27C	3A27C
08550		12MO,#OCC CALM P	3A27D	3A27D	3A27D	3A27D	3A27D	3A27D	3A27D	3A27D	3A27D	3A27D	3A27D	3A27D	3A27D
11010	180	#X BEER/LAST12MO	4D04B	4D04B	4D04B	4D04B	4D04B	4D04B	4D11B	4D11B	4D11B	4D11B	4D11B	4D11B	4D11B
11050	181	#X WINE/LAST12MO	4D06B	4D06B	4D06B	4D06B	4D06B	4D06B	4D13B	4D13B	4D13B	4D13B	4D13B	4D13B	4D15B
11090	182	#X LIQR/LAST12MO	4D08B	4D08B	4D08B	4D08B	4D08B	4D08B	4D15B	4D15B	4D15B	4D15B	4D15B	4D15B	4D17B
21230	67	#X DIETPILL/12M							1B46B	1B46B	1B46B	1B46B	1B46B	1B46B	1B46B
21260	67	#X STA-AWAK/12M							1B47B	1B47B	1B47B	1B47B	1B47B	1B47B	1B47B
21290	68	#X LOOKALIK/12M							1B48B	1B48B	1B48B	1B48B	1B48B	1B48B	1B48B
22270	78	#X CRACK/LST12M												1B84B	1B84B
22270	33	#X CRACK/LAST12M												2E03B	2E03B
22270	33	#X CRACK/LAST12M													
22270	33	#X CRACK/LAST12M													
22270	33	#X CRACK/LAST12M													
22330	79	#XOTH COKE/12MO												1B85B	1B85B
22330	33	#XOTH COKE/12MO													
22330	33	#XOTH COKE/12MO													
22330	33	#XOTH COKE/12MO													
22630	180	#X WIN COOL/12MO													4D13B
22670	40	#X MDMA/LAST12MO													
22670	40	#X MDMA/LAST12MO													
22700	40	#X STRD/LAST12MO													
22700	40	#X STRD/LAST12MO													
22700	40	#X STRD/LAST12MO													
24390	35	#X ICE/LAST12MO													
24390	35	#X ICE/LAST12MO													
25030	29	#XDRUNK/LAST12M													
25030	29	#XDRUNK/LAST12MO													
25060	243	#X INJECT/LST12M													
29640	37	#X H 12M USE NDL													
29640	37	#X H 12M USE NDL													
29640	37	#X H 12MO USE ND													
29670	38	#X H 12M W/O NDL													

*item text changed from previous year

QUESTION INDEX 1976-2007

265

[illegible]

A01b: DRUGS. Number of uses in last 12 months (continued)

[illegible]

*=item text changed from previous year



Item Ref. No.	Page Loc. in Vol.	ITEM DESCRIPTION (ABBREVIATED)	QUESTIONNAIRE LOCATION BY YEAR (FORM, SECTION, AND QUESTION NUMBER)													
			1976	1977	1978	1979	1980	1981	1982	1983	1984	1985	1986	1987	1988	

A01b: DRUGS. Number of uses in last 12 months (continued)

29670	38	#X H 12M W/O NDL													
29670	38	#X H 12M W/O NDL													
29780		#X ROHYPNOL/12MO													
29785	150	#X ROHYPNOL/12MO													
29785	250	#X ROHYPNOL/12MO													
30810	34	#X METHAMPH/12MO													
30810	34	#X METHAMPH/12MO													
31050		#X GHB/LAST12MO													
31050		#X GHB/LAST12MO													
31050	248	#X GHB/LAST12MO													
31060	149	#X KETAMINE/12M													
31060	214	#X KETAMINE/12M													
31060	248	#X KETAMINE/12M													
31070		#X SMK BIDI/12M													
31070	214	#X SMK BIDI/12M													
31070	249	#X SMK BIDI/12M													
31150	214	#X SMK KRETK/12M													
31150	249	#X SMK KRETK/12M													
31160	149	#X ANDRO/12MO													
31160	249	#X ANDRO/12MO													
31170	149	#X CREATINE/12MO													
31170	249	#X CREATINE/12MO													
31180	150	#X RITALIN/12MO													
31180	249	#X RITALIN/12MO													
31310	150	#X OXYCONTN/12MO													
31310	215	#X OXYCONTN/12MO													
31310	249	#X OXYCONTN/12MO													
31320	150	#X VICODIN/12MO													
31320	215	#X VICODIN/12MO													
31320	250	#X VICODIN/12MO													
31350		#X ALCOPOPS/12MO													
31370	212	#X FLVRDALC/12MO													
31670	41	#X COUGHMED/12MO													
31670	41	#X COUGHMED/12MO													

A01c: DRUGS. Number of uses in last 30 days

00780	52	#CIGS SMKD/30DA	1B003	1B003	1B003	1B003	1B003	1B003	1B003	1B003	1B003	1B003	1B003	1B002	1B002
00780	28	#CIGS SMKD/30DAY	2B02	2B02	2B02	2B02	2B02	2B02	2B02	2B02	2B02	2B02	2B02	2B02	2B02
00780	28	#CIGS SMKD/30DAY	3B02	3B02	3B02	3B02	3B02	3B02	3B02	3B02	3B02	3B02	3B02	3B02	3B02
00780	28	#CIGS SMKD/30DAY	4B02	4B02	4B02	4B02	4B02	4B02	4B02	4B02	4B02	4B02	4B02	4B02	4B02
00780	28	#CIGS SMKD/30DAY	5B02	5B02	5B02	5B02	5B02	5B02	5B02	5B02	5B02	5B02	5B02	5B02	5B02
00780	28	#CIGS SMKD/30DAY													
00830	54	#X DRNK/LAST30D	1B07C	1B07C	1B07C	1B07C	1B07C	1B07C	1B07C	1B07C	1B07C	1B07C	1B07C	1B07C	1B07C
00830	29	#X DRNK/LAST30DA	2B04C	2B04C	2B04C	2B04C	2B04C	2B04C	2B04C	2B04C	2B04C	2B04C	2B04C	2B04C	2B04C
00830	29	#X DRNK/LAST30DA	3B04C	3B04C	3B04C	3B04C	3B04C	3B04C	3B04C	3B04C	3B04C	3B04C	3B04C	3B04C	3B04C
00830	29	#X DRNK/LAST30DA	4B04C	4B04C	4B04C	4B04C	4B04C	4B04C	4B04C	4B04C	4B04C	4B04C	4B04C	4B04C	4B04C
00830	29	#X DRNK/LAST30DA	5B04C	5B04C	5B04C	5B04C	5B04C	5B04C	5B04C	5B04C	5B04C	5B04C	5B04C	5B04C	5B04C
00830	29	#X DRNK/LAST30DA													
00880	31	#X MJ+HS/LAST30DA	2B07C	2B07C	2B07C	2B07C	2B07C	2B07C	2B07C	2B07C	2B07C	2B07C	2B07C	2B07C	2B07C
00880	31	#X MJ+HS/LAST30DA	3B07C	3B07C	3B07C	3B07C	3B07C	3B07C	3B07C	3B07C	3B07C	3B07C	3B07C	3B07C	3B07C
00880	31	#X MJ+HS/LAST30DA	4B07C	4B07C	4B07C	4B07C	4B07C	4B07C	4B07C	4B07C	4B07C	4B07C	4B07C	4B07C	4B07C
00880	31	#X MJ+HS/LAST30DA	5B07C	5B07C	5B07C	5B07C	5B07C	5B07C	5B07C	5B07C	5B07C	5B07C	5B07C	5B07C	5B07C
00880	31	#X MJ+HS/LAST30DA													
00910	63	#X LSD/LAST 30D	1B29C	1B29C	1B29C	1B29C	1B29C	1B29C	1B33C	1B33C	1B33C	1B33C	1B33C	1B33C	1B33C
00910	31	#X LSD/LAST 30DA	2B08C	2B08C	2B08C	2B08C	2B08C	2B08C	2B08C	2B08C	2B08C	2B08C	2B08C	2B08C	2B08C
00910	31	#X LSD/LAST 30DA	3B08C	3B08C	3B08C	3B08C	3B08C	3B08C	3B08C	3B08C	3B08C	3B08C	3B08C	3B08C	3B08C
00910	31	#X LSD/LAST 30DA	4B08C	4B08C	4B08C	4B08C	4B08C	4B08C	4B08C	4B08C	4B08C	4B08C	4B08C	4B08C	4B08C
00910	31	#X LSD/LAST 30DA	5B08C	5B08C	5B08C	5B08C	5B08C	5B08C	5B08C	5B08C	5B08C	5B08C	5B08C	5B08C	5B08C
00910	31	#X LSD/LAST 30DA													
00940	66	#X PSYD/LAST30D	1B38C	1B38C	1B38C	1B38C	1B38C	1B38C	1B42C	1B42C	1B42C	1B42C	1B42C	1B42C	1B42C
00940	32	#X PSYD/LAST30DA	2B09C	2B09C	2B09C	2B09C	2B09C	2B09C	2B09C	2B09C	2B09C	2B09C	2B09C	2B09C	2B09C
00940	32	#X PSYD/LAST30DA	3B09C	3B09C	3B09C	3B09C	3B09C	3B09C	3B09C	3B09C	3B09C	3B09C	3B09C	3B09C	3B09C
00940	32	#X PSYD/LAST30DA	4B09C	4B09C	4B09C	4B09C	4B09C	4B09C	4B09C	4B09C	4B09C	4B09C	4B09C	4B09C	4B09C
00940	32	#X PSYD/LAST30DA	5B09C	5B09C	5B09C	5B09C	5B09C	5B09C	5B09C	5B09C	5B09C	5B09C	5B09C	5B09C	5B09C
00940	32	#X PSYD/LAST30DA													
00970		#X COKE/LAST30DA	1B76C	1B76C	1B76C	1B76C	1B76C	1B76C	1B83C	1B83C	1B83C	1B83C	1B83C		
00970	32	#X COKE/LAST30DA	2B10C	2B10C	2B10C	2B10C	2B10C	2B10C	2B10C	2B10C	2B10C	2B10C	2B10C	2B10C	2B10C
00970		#X COKE/LAST30DA	3B10C	3B10C	3B10C	3B10C	3B10C	3B10C	3B10C	3B10C	3B10C	3B10C	3B10C	3B10C	3B10C
00970		#X COKE/LAST30DA	4B10C	4B10C	4B10C	4B10C	4B10C	4B10C	4B10C	4B10C	4B10C	4B10C	4B10C	4B10C	4B10C
00970	32	#X COKE/LAST30DA	5B10C	5B10C	5B10C	5B10C	5B10C	5B10C	5B10C	5B10C	5B10C	5B10C	5B10C	5B10C	5B10C
00970		#X COKE/LAST30DA													
01000	69	#X AMPH/LAST30D	1B43C	1B43C	1B43C	1B43C	1B43C	1B43C	1B50C*	1B50C	1B50C	1B50C	1B50C	1B50C	1B50C
01000	34	#X AMPH/LAST30DA	2B11C	2B11C	2B11C	2B11C	2B11C	2B11C	2B11C*	2B11C	2B11C	2B11C	2B11C	2B11C	2B11C
01000	34	#X AMPH/LAST30DA	3B11C	3B11C	3B11C	3B11C	3B11C	3B11C	3B11C	3B11C	3B11C	3B11C	3B11C	3B11C	3B11C
01000	34	#X AMPH/LAST30DA	4B11C	4B11C	4B11C	4B11C	4B11C	4B11C	4B11C*	4B11C	4B11C	4B11C	4B11C	4B11C	4B11C
01000	34	#X AMPH/LAST30DA	5B11C	5B11C	5B11C	5B11C	5B11C	5B11C	5B11C	5B11C	5B11C	5B11C	5B11C	5B11C	5B11C
01000	34	#X AMPH/LAST30DA													
01030	73	#X QUAD/LAST30D	1B53C	1B53C	1B53C	1B53C	1B53C	1B53C	1B60C	1B60C	1B60C	1B60C	1B60C	1B60C	1B60C
01030		#X QUAD/LAST30DA	2B12C	2B12C	2B12C	2B12C	2B12C	2B12C	2B12C	2B12C	2B12C	2B12C	2B12C	2B12C	2B12C
01030		#X QUAD/LAST30DA	3B12C	3B12C	3B12C	3B12C	3B12C	3B12C	3B12C	3B12C	3B12C	3B12C	3B12C	3B12C	3B12C
01030		#X QUAD/LAST30DA	4B12C	4B12C	4B12C	4B12C	4B12C	4B12C	4B12C	4B12C	4B12C	4B12C	4B12C	4B12C	4B12C
01030		#X QUAD/LAST30DA	5B12C	5B12C	5B12C	5B12C	5B12C	5B12C	5B12C	5B12C	5B12C	5B12C	5B12C	5B12C	5B12C
01030		#X QUAD/LAST30DA													


*item text changed from previous year

267

A01b: DRUGS. Number of uses in last 12 months (continued)

A01c: DRUGS. Number of uses in last 30 days

*=item text changed from previous year



Item Ref. No.	Page Loc. in Vol.	ITEM DESCRIPTION (ABBREVIATED)	QUESTIONNAIRE LOCATION BY YEAR (FORM, SECTION, AND QUESTION NUMBER)													
			1976	1977	1978	1979	1980	1981	1982	1983	1984	1985	1986	1987	1988	

A01c: DRUGS. Number of uses in last 30 days (continued)

01060		#X BRBT/LAST30D	1B57C	1B57C	1B57C	1B57C	1B57C	1B57C	1B64C	1B64C	1B64C	1B64C	1B64C	1B64C	1B64C
01060		#X BRBT/LAST30DA	2B13C	2B13C	2B13C	2B13C	2B13C	2B13C	2B13C	2B13C	2B13C	2B13C	2B13C	2B13C	2B13C
01060		#X BRBT/LAST30DA	3B13C	3B13C	3B13C	3B13C	3B13C	3B13C	3B13C	3B13C	3B13C	3B13C	3B13C	3B13C	3B13C
01060		#X BRBT/LAST30DA	4B13C	4B13C	4B13C	4B13C	4B13C	4B13C	4B13C	4B13C	4B13C	4B13C	4B13C	4B13C	4B13C
01060		#X BRBT/LAST30DA	5B13C	5B13C	5B13C	5B13C	5B13C	5B13C	5B13C	5B13C	5B13C	5B13C	5B13C	5B13C	5B13C
01060		#X BRBT/LAST30DA													
01062	74	#X SED/BARB/30DA													
01062	36	#X SED/BARB/30DA													
01062	36	#X SED/BARB/30DA													
01062	36	#X SED/BARB/30DA													
01062	36	#X SED/BARB/30DA													
01062	36	#X SED/BARB/30DA													
01090	75	#X TRQL/LAST30D	1B67C	1B67C	1B67C	1B67C	1B67C	1B67C	1B74C	1B74C	1B74C	1B74C	1B74C	1B74C	1B74C
01090	37	#X TRQL/LAST30DA	2B14C	2B14C	2B14C	2B14C	2B14C	2B14C	2B14C	2B14C	2B14C	2B14C	2B14C	2B14C	2B14C
01090	37	#X TRQL/LAST30DA	3B14C	3B14C	3B14C	3B14C	3B14C	3B14C	3B14C	3B14C	3B14C	3B14C	3B14C	3B14C	3B14C
01090	37	#X TRQL/LAST30DA	4B14C	4B14C	4B14C	4B14C	4B14C	4B14C	4B14C	4B14C	4B14C	4B14C	4B14C	4B14C	4B14C
01090	37	#X TRQL/LAST30DA	5B14C	5B14C	5B14C	5B14C	5B14C	5B14C	5B14C	5B14C	5B14C	5B14C	5B14C	5B14C	5B14C
01090	37	#X TRQL/LAST30DA													
01120	83	#X "H"/LAST 30D	1B85C	1B85C	1B85C	1B85C	1B85C	1B85C	1B92C	1B92C	1B92C	1B92C	1B92C	1B92C	1B92C
01120		#X "H"/LAST 30DA	2B15C	2B15C	2B15C	2B15C	2B15C	2B15C	2B15C	2B15C	2B15C	2B15C	2B15C	2B15C	2B15C
01120	37	#X "H"/LAST 30DA	3B15C	3B15C	3B15C	3B15C	3B15C	3B15C	3B15C	3B15C	3B15C	3B15C	3B15C	3B15C	3B15C
01120	37	#X "H"/LAST 30DA	4B15C	4B15C	4B15C	4B15C	4B15C	4B15C	4B15C	4B15C	4B15C	4B15C	4B15C	4B15C	4B15C
01120		#X "H"/LAST 30DA	5B15C	5B15C	5B15C	5B15C	5B15C	5B15C	5B15C	5B15C	5B15C	5B15C	5B15C	5B15C	5B15C
01150	84	#X NARC/LAST30D	1B95C	1B95C	1B95C	1B95C	1B95C	1B95C	1B94C	1B94C	1B94C	1B94C	1B94C	1B94C	1B94C
01150	39	#X NARC/LAST30DA	2B16C	2B16C	2B16C	2B16C	2B16C	2B16C	2B16C	2B16C	2B16C	2B16C	2B16C	2B16C	2B16C
01150	39	#X NARC/LAST30DA	3B16C	3B16C	3B16C	3B16C	3B16C	3B16C	3B16C	3B16C	3B16C	3B16C	3B16C	3B16C	3B16C
01150	39	#X NARC/LAST30DA	4B16C	4B16C	4B16C	4B16C	4B16C	4B16C	4B16C	4B16C	4B16C	4B16C	4B16C	4B16C	4B16C
01150	39	#X NARC/LAST30DA	5B16C	5B16C	5B16C	5B16C	5B16C	5B16C	5B16C	5B16C	5B16C	5B16C	5B16C	5B16C	5B16C
01150	39	#X NARC/LAST30DA													
01180	39	#X INHL/LAST30DA	2B17C	2B17C	2B17C	2B17C	2B17C	2B17C	2B17C	2B17C	2B17C	2B17C	2B17C	2B17C	2B17C
01180	39	#X INHL/LAST30DA	3B17C	3B17C	3B17C	3B17C	3B17C	3B17C	3B17C	3B17C	3B17C	3B17C	3B17C	3B17C	3B17C
01180		#X INHL/LAST30DA	4B17C	4B17C	4B17C	4B17C	4B17C	4B17C	4B17C	4B17C	4B17C	4B17C	4B17C	4B17C	4B17C
01180	39	#X INHL/LAST30DA	5B17C	5B17C	5B17C	5B17C	5B17C	5B17C	5B17C	5B17C	5B17C	5B17C	5B17C	5B17C	5B17C
01180		#X INHL/LAST30DA													
01183	124	#X PCP/LAST30DA				2E02C	2E02C	2E02C	2E02C	2E02C	2E02C	2E02C	2E02C	2E04C*	2E04C
01186	124	#X PPRS/LAST30DA				2E03C	2E03C	2E03C	2E03C	2E03C	2E03C	2E03C	2E03C	2E05C*	2E05C
02060	58	#X HASH/LAST30D	1B18C	1B18C	1B18C	1B18C	1B18C	1B18C	1B18C	1B18C	1B18C	1B18C	1B18C	1B18C	1B18C
02090	59	#X MARJ/LAST30D	1B19C	1B19C	1B19C	1B19C	1B19C	1B19C	1B19C	1B19C	1B19C	1B19C	1B19C	1B19C	1B19C
11020	180	#X BEER/LAST30DA	4D04C	4D04C	4D04C	4D04C	4D04C	4D04C	4D11C	4D11C	4D11C	4D11C	4D11C	4D11C	4D11C
11060	181	#X WINE/LAST30DA	4D06C	4D06C	4D06C	4D06C	4D06C	4D06C	4D13C	4D13C	4D13C	4D13C	4D13C	4D13C	4D15C
11100	182	#X LIQR/LAST30DA	4D08C	4D08C	4D08C	4D08C	4D08C	4D08C	4D15C	4D15C	4D15C	4D15C	4D15C	4D15C	4D17C
21240	67	#X DIETPILL/30D							1B46C	1B46C	1B46C	1B46C	1B46C	1B46C	1B46C
21270	68	#X STA-AWAK/30D							1B47C	1B47C	1B47C	1B47C	1B47C	1B47C	1B47C
21300	68	#X LOOKALIK/30D							1B48C	1B48C	1B48C	1B48C	1B48C	1B48C	1B48C
22240		#X SMKLESS/30 DA													
22240	236	#X SMKLESS/30 DA													
22280	78	#X CRACK/LST30D													
22280	33	#X CRACK/LAST30D													
22280	33	#X CRACK/LAST30D													
22280	33	#X CRACK/LAST30D													
22340	79	#XOTH COKE/30DA													
22340	33	#XOTH COKE/30DA													
22340	33	#XOTH COKE/30DA													
22340	33	#XOTH COKE/30DA													
22640	180	#X WIN COOL/30DA													
22680	41	#X MDMA/LAST30DA													
22680	41	#X MDMA/LAST30DA													
22710	40	#X STRD/LAST30DA													
22710	40	#X STRD/LAST30DA													
22710	40	#X STRD/LAST30DA													
24400	35	#X ICE/LAST30DA													
24400	35	#X ICE/LAST30DA													
25040	29	#XDRUNK/LAST30D													
25040	29	#XDRUNK/LAST30DA													
25070	243	#X INJECT/LST30D													
29650	38	#X H 30D USE NDL													
29650	38	#X H 30D USE NDL													
29680	38	#X H 30D W/O NDL													
29680	38	#X H 30D W/O NDL													
29680	38	#X H 30D W/O NDL													
29790		#X ROHYPNOL/30DA													
30820	34	#X METHAMPH/30DA													
30820	34	#X METHAMPH/30DA													
31380	213	#X FLVRDALC/30DA													

A01d: DRUGS. Quantity used

00781	52	#CIG/DAY-30DAYS												1B003	1B003
00782		#CIG/PACK												1B04	1B04*
00845	56	4+DRK ROW/2WK													

*item text changed from previous year

269

A01c: DRUGS. Number of uses in last 30 days (continued)A01d: DRUGS. Quantity used

*=item text changed from previous year



Item Ref. No.	Page Loc. in Vol.	ITEM DESCRIPTION (ABBREVIATED)	QUESTIONNAIRE LOCATION BY YEAR (FORM, SECTION, AND QUESTION NUMBER)											
			1976	1977	1978	1979	1980	1981	1982	1983	1984	1985	1986	1987

A01d: DRUGS. Quantity used (continued)

00850	57	5+DRK ROW/LST 2	1B012	1B012	1B012	1B012	1B012	1B012	1B012	1B012	1B012	1B012	1B012	1B012	1B012
00850	30	5+DRK ROW/LST 2W	2B06	2B06	2B06	2B06	2B06	2B06	2B06	2B06	2B06	2B06	2B06	2B06	2B06*
00850	30	5+DRK ROW/LST 2W	3B06	3B06	3B06	3B06	3B06	3B06	3B06	3B06	3B06	3B06	3B06	3B06	3B06*
00850	30	5+DRK ROW/LST 2W	4B06	4B06	4B06	4B06	4B06	4B06	4B06	4B06	4B06	4B06	4B06	4B06	4B06*
00850	30	5+DRK ROW/LST 2W	5B06	5B06	5B06	5B06	5B06	5B06	5B06	5B06	5B06	5B06	5B06	5B06	5B06*
00850	30	5+DRK ROW/LST 2W													
00853	57	10+DRK ROW/2WK													
00855	57	15+DRK ROW/2WK													
01990		#X/2W,3-4 DR RW	1B013	1B013	1B013	1B013	1B013	1B013	1B013	1B013	1B013	1B013	1B013	1B013	1B013
02000		#X/2WK,2 DRK RW	1B014	1B014	1B014	1B014	1B014	1B014	1B014	1B014	1B014	1B014	1B014	1B014	1B014
02010		#X/2WK,JUST 1DRK	1B015	1B015	1B015	1B015	1B015	1B015	1B015	1B015	1B015	1B015	1B015	1B015	1B015
02360	61	JOINT/DA LST MO	1B025	1B025	1B025	1B025	1B025	1B025	1B025	1B025	1B025	1B025	1B025	1B025	1B025
02370	61	OZS,MJ LST MO/6	1B026	1B026	1B026	1B026	1B026	1B026	1B026	1B026	1B026	1B026	1B026	1B026	1B026
11030	180	5+BR/LST2WK,10+X	4D05	4D05	4D05	4D05	4D05	4D05	4D12	4D12	4D12	4D12	4D12	4D12	4D12
11070	181	#X 2OZQ+ WN/2 WK	4D07	4D07	4D07	4D07	4D07	4D07	4D14	4D14	4D14	4D14	4D14	4D14	4D16
11110	182	#X 5+LIQ/LST 2WK	4D09	4D09	4D09	4D09	4D09	4D09	4D16	4D16	4D16	4D16	4D16	4D16	4D18
21100		#CANS COLA/DAY							5E10						
21110		#CUPS COFFEE/DAY							5E11						
21120		#CUPS TEA/DAY							5E12						
21130		#12OZ CAF DRK/DA							5E08	5E08					
21140		#12OZ OTH DRK/DA							5E09						
21150		#CUPS COFFEE/DA							5E10						
21160		#CUPS OF TEA/DAY							5E11						
21170		#CUPS DECAFF/DAY							5E12						
22650	181	5+WINCOOL/LST2WK													4D14

A01e: DRUGS. How high? (How often?)

00840	30	#X DRK ENF FL HI	2B05	2B05	2B05	2B05	2B05	2B05	2B05	2B05	2B05	2B05	2B05	2B05	2B05
00840	30	#X DRK ENF FL HI	3B05	3B05	3B05	3B05	3B05	3B05	3B05	3B05	3B05	3B05	3B05	3B05	3B05
00840	30	#X DRK ENF FL HI	4B05	4B05	4B05	4B05	4B05	4B05	4B05	4B05	4B05	4B05	4B05	4B05	4B05
00840	30	#X DRK ENF FL HI	5B05	5B05	5B05	5B05	5B05	5B05	5B05	5B05	5B05	5B05	5B05	5B05	5B05
00840	30	#X DRK ENF FL HI													
01970	56	#X DRK ENF FL H	1B010	1B010	1B010	1B010	1B010	1B010	1B010	1B010	1B010	1B010	1B010	1B010	1B010
02340	61	MJ/HSR,VRY HIGH	1B023	1B023	1B023	1B023	1B023	1B023	1B023	1B023	1B023	1B023	1B023	1B023	1B023
02650	65	LSD,GET VRY HI	1B033	1B033	1B033	1B033	1B033	1B033	1B037	1B037	1B037	1B037	1B037	1B037	1B037
02700	66	PSYD,GT VRY HI	1B039	1B039	1B039	1B039	1B039	1B039	1B043	1B043	1B043	1B043	1B043	1B043	1B043
03100	71	AMPH,GT VRY HI	1B047	1B047	1B047	1B047	1B047	1B047	1B054	1B054	1B054	1B054	1B054	1B054	1B054
03260		QUAD GT VRY HI	1B054	1B054	1B054	1B054	1B054	1B054	1B061	1B061	1B061	1B061	1B061	1B061	1B061
03590		BARB,GT VRY HI	1B061	1B061	1B061	1B061	1B061	1B061	1B068	1B068	1B068	1B068	1B068	1B068	1B068
04050	77	TRNQ,GT VRY HI	1B071	1B071	1B071	1B071	1B071	1B071	1B078	1B078	1B078	1B078	1B078	1B078	1B078
04520	82	COK,GET VRY HI	1B080	1B080	1B080	1B080	1B080	1B080	1B087	1B087	1B087	1B087	1B087	1B89A	1B89A
04930		HER,GT VRY HI	1B089	1B089	1B089	1B089	1B089	1B089							
05380	86	NARC,GT VRY HI	1B099	1B099	1B099	1B099	1B099	1B099	1B098	1B098	1B098	1B098	1B098	1B098	1B098

A01f: DRUGS. How long high?

01980	56	DRK AL,HI24+HR	1B011	1B011	1B011	1B011	1B011	1B011	1B011	1B011	1B011	1B011	1B011	1B011	1B011
02350	61	MJ/HSR,HI 24+HR	1B024	1B024	1B024	1B024	1B024	1B024	1B024	1B024	1B024	1B024	1B024	1B024	1B024
02660	65	LSD,HIGH 24+ HR	1B034	1B034	1B034	1B034	1B034	1B034	1B038	1B038	1B038	1B038	1B038	1B038	1B038
02710	66	PSYD,HI 24+ HRS	1B040	1B040	1B040	1B040	1B040	1B040	1B044	1B044	1B044	1B044	1B044	1B044	1B044
03110	71	AMPH,HI 24+ HRS	1B048	1B048	1B048	1B048	1B048	1B048	1B055	1B055	1B055	1B055	1B055	1B055	1B055
03270		QUAD,HI 24+ HRS	1B055	1B055	1B055	1B055	1B055	1B055	1B062	1B062	1B062	1B062	1B062	1B062	1B062
03600		BARB,HI 24+ HRS	1B062	1B062	1B062	1B062	1B062	1B062	1B069	1B069	1B069	1B069	1B069	1B069	1B069
04060	77	TRNQ,HI 24+ HRS	1B072	1B072	1B072	1B072	1B072	1B072	1B079	1B079	1B079	1B079	1B079	1B079	1B079
04530	82	COK,HIGH 24+ HR	1B081	1B081	1B081	1B081	1B081	1B081	1B088	1B088	1B088	1B088	1B088	1B89B	1B89B
04940		HER,HI 24+ HRS	1B090	1B090	1B090	1B090	1B090	1B090							
05390	86	NARC,HI 24+ HRS	1B100	1B100	1B100	1B100	1B100	1B100	1B099	1B099	1B099	1B099	1B099	1B099	1B099

A01g: DRUGS. Incidence of first use

01680		SMK CIG DLY/12G	1B002	1B02	1B02*	1B002	1B002	1B002	1B002	1B002	1B002	1B002			
01685		GR 1ST SMOK 0=N											1B002	1B016	1B016
02015		GR 1ST DRUNK 0=N											1B016	1B016	1B016
05570	87	GR 1ST SMOK DLY	1B105A	1B105A	1B105A	1B105A	1B105A	1B105A	1B104A	1B104A	1B104A	1B104A	1B104A	1B106A	1B106A
05570	159	GR 1ST SMOK DLY	3E12A	3E12A	3E12A	3E12A	3E12A	3E12A	3E10A	3E10A	3E10A	3E10A	3E10A	3E10A	3E10A
05570	244	GR 1ST SMOK DLY													
05575	89	GR 1ST SMOK EVR											1B104M	1B106M	1B106M
05575	161	GR 1ST SMOKE EVR											3E10N	3E10N	3E10N
05575	244	GR 1ST SMOK EVR													
05576	161	GR 1ST SMOKELESS											3E10O	3E10O	3E10O
05576	244	GR 1ST SMOKELESS													
05580	88	GR 1ST TRY ALC	1B105B	1B105B	1B105B	1B105B	1B105B	1B105B	1B104B	1B104B	1B104B	1B104B	1B104B	1B106B	1B106B
05580	159	GR 1ST TRY ALC	3E12B	3E12B	3E12B	3E12B	3E12B	3E12B	3E10B	3E10B	3E10B	3E10B	3E10B	3E10B	3E10B
05580		GR 1ST TRY ALC													
05585	90	GR 1ST DRUNK											1B104N	1B106N	1B106N
05585	161	GR 1ST DRUNK											3E10P	3E10P	3E10P
05585		GR 1ST DRUNK													
05590	88	GR 1ST TRY MJ	1B105C	1B105C	1B105C	1B105C	1B105C	1B105C	1B104C	1B104C	1B104C	1B104C	1B104C	1B106C	1B106C
05590	159	GR 1ST TRY MJ	3E12C	3E12C	3E12C	3E12C	3E12C	3E12C	3E10C	3E10C	3E10C	3E10C	3E10C	3E10C	3E10C
05590		GR 1ST TRY MJ													
05600	88	GR 1ST TRY LSD	1B105D	1B105D	1B105D	1B105D	1B105D	1B105D	1B104D	1B104D	1B104D	1B104D	1B104D	1B106D	1B106D
05600	159	GR 1ST TRY LSD	3E12D	3E12D	3E12D	3E12D	3E12D	3E12D	3E10D	3E10D	3E10D	3E10D	3E10D	3E10D	3E10D
05600		GR 1ST TRY LSD													
05610	88	GR 1ST TRY PSY	1B105E	1B105E	1B105E	1B105E	1B105E	1B105E	1B104E	1B104E	1B104E	1B104E	1B104E	1B106E	1B106E

*item text changed from previous year

QUESTION INDEX 1976-2007

271

Item Ref. No.	QUESTIONNAIRE LOCATION																		
	BY YEAR																		
	(FORM, SECTION, AND QUESTION NUMBER)																		
	1989	1990	1991	1992	1993	1994	1995	1996	1997	1998	1999	2000	2001	2002	2003	2004	2005	2006	2007

A01d: DRUGS. Quantity used (continued)

00850	1B012	1B012	1B012	1B012	1B012	1B012	1B012	1B012	1B012	1B012	1B012	1B012	1B012	1B012	1B012	1B012	1B012	1B012	1B012
00850	2B06	2B06	2B06	2B06	2B06	2B06	2B06	2B06	2B06	2B06	2B06	2B06	2B06	2B06	2B06	2B06	2B06	2B06	2B06
00850	3B06	3B06	3B06	3B06	3B06	3B06	3B06	3B06	3B06	3B06	3B06	3B06	3B06	3B06	3B06	3B06	3B06	3B06	3B06
00850	4B06	4B06	4B06	4B06	4B06	4B06	4B06	4B06	4B06	4B06	4B06	4B06	4B06	4B06	4B06	4B06	4B06	4B06	4B06
00850	5B06	5B06	5B06	5B06	5B06	5B06	5B06	5B06	5B06	5B06	5B06	5B06	5B06	5B06	5B06	5B06	5B06	5B06	5B06
00850	6B06	6B06	6B06	6B06	6B06	6B06	6B06	6B06	6B24	6B24	6B24	6B24	6B24	6B24	6B24	6B24	6B24	6B24	6B24
00853																			
00855																			
01990	1B013	1B013	1B013	1B013	1B013	1B013	1B013	1B013	1B013	1B013	1B013	1B013	1B013	1B013	1B013	1B013	1B013	1B013	1B013
02000	1B14A	1B14A	1B14A	1B14A	1B14A	1B14A	1B14A	1B14A	1B14A	1B14A	1B14A	1B14A	1B14A	1B14A	1B14A	1B14A	1B14A	1B14A	1B14A
02010	1B14B	1B14B	1B14B	1B14B	1B14B	1B14B	1B14B	1B14B	1B14B	1B14B	1B14B	1B14B	1B14B	1B14B	1B14B	1B14B	1B14B	1B14B	1B14B
02360	1B025	1B025	1B025	1B025	1B025	1B025	1B025	1B025	1B025	1B025	1B025	1B025	1B025	1B025	1B025	1B025	1B025	1B025	1B025
02370	1B026	1B026	1B026	1B026	1B026	1B026	1B026	1B026	1B026	1B026	1B026	1B026	1B026	1B026	1B026	1B026	1B026	1B026	1B026
11030	4D12	4D12	4D12	4D12	4D12	4D12	4D12	4D12	4D12	4D12	4D12	4D12	4D12	4D12	4D12	4D12	4D12	4D12	4D12
11070	4D16	4D16	4D16	4D16	4D16	4D16	4D16	4D16	4D16	4D16	4D16	4D16	4D16	4D16	4D16	4D16	4D16	4D16	4D16
11110	4D18	4D18	4D18	4D18	4D18	4D18	4D18	4D18	4D18	4D18	4D18	4D18	4D18	4D18	4D18	4D18	4D18	4D18	4D18
21100																			
21110																			
21120																			
21130																			
21140																			
21150																			
21160																			
21170																			
22650	4D14	4D14	4D14	4D14	4D14	4D14	4D14	4D14	4D14	4D14	4D14	4D14	4D14	4D14	4D14	4D14	4D16	4D16	4D16

A01e: DRUGS. How high? (How often?)

00840	2B05	2B05	2B05	2B05	2B05	2B05	2B05	2B05	2B05	2B05	2B05	2B05	2B05	2B05	2B05	2B05	2B05	2B05	2B05
00840	3B05	3B05	3B05	3B05	3B05	3B05	3B05	3B05	3B05	3B05	3B05	3B05	3B05	3B05	3B05	3B05	3B05	3B05	3B05
00840	4B05	4B05	4B05	4B05	4B05	4B05	4B05	4B05	4B05	4B05	4B05	4B05	4B05	4B05	4B05	4B05	4B05	4B05	4B05
00840	5B05	5B05	5B05	5B05	5B05	5B05	5B05	5B05	5B05	5B05	5B05	5B05	5B05	5B05	5B05	5B05	5B05	5B05	5B05
00840	6B05	6B05	6B05	6B05	6B05	6B05	6B05	6B05	6B23	6B23	6B23	6B23	6B23	6B23	6B23	6B23	6B23	6B23	6B23
01970	1B010	1B010	1B010	1B010	1B010	1B010	1B010	1B010	1B010	1B010	1B010	1B010	1B010	1B010	1B010	1B010	1B010	1B010	1B010
02340	1B023	1B023	1B023	1B023	1B023	1B023	1B023	1B023	1B023	1B023	1B023	1B023	1B023	1B023	1B023	1B023	1B023	1B023	1B023
02650	1B037	1B037	1B037	1B037	1B037	1B037	1B037	1B037	1B037	1B037	1B037	1B037	1B037	1B037	1B037	1B037	1B037	1B037	1B037
02700	1B043	1B043	1B043	1B043	1B043	1B043	1B043	1B043	1B043	1B043	1B043	1B043	1B043	1B043	1B043	1B043	1B043	1B043	1B043
03100	1B054	1B054	1B054	1B054	1B054	1B054	1B054	1B054	1B054	1B054	1B054	1B054	1B054	1B054	1B054	1B054	1B054	1B054	1B054
03260	1B061																		
03590	1B068																		
04050	1B078	1B069	1B069	1B069	1B069	1B069	1B069	1B069	1B069	1B069	1B069	1B069	1B069	1B069	1B069	1B069	1B069	1B069	1B070
04520	1B89A	1B080	1B080	1B080	1B080	1B080	1B080	1B080	1B080	1B080	1B080	1B080	1B080	1B080	1B080	1B080	1B080	1B080	1B081
04930																			
05380	1B098	1B092	1B092	1B092	1B092	1B092	1B092	1B092	1B092	1B092	1B092	1B092	1B092	1B092	1B092	1B092	1B092	1B092	1B093

A01f: DRUGS. How long high?

01980	1B011	1B011	1B011	1B011	1B011	1B011	1B011	1B011	1B011	1B011	1B011	1B011	1B011	1B011	1B011	1B011	1B011	1B011	1B011
02350	1B024	1B024	1B024	1B024	1B024	1B024	1B024	1B024	1B024	1B024	1B024	1B024	1B024	1B024	1B024	1B024	1B024	1B024	1B024
02660	1B038	1B038	1B038	1B038	1B038	1B038	1B038	1B038	1B038	1B038	1B038	1B038	1B038	1B038	1B038	1B038	1B038	1B038	1B038
02710	1B044	1B044	1B044	1B044	1B044	1B044	1B044	1B044	1B044	1B044	1B044	1B044	1B044	1B044	1B044	1B044	1B044	1B044	1B044
03110	1B055	1B055	1B055	1B055	1B055	1B055	1B055	1B055	1B055	1B055	1B055	1B055	1B055	1B055	1B055	1B055	1B055	1B055	1B055
03270	1B062																		
03600	1B069																		
04060	1B079	1B070	1B070	1B070	1B070	1B070	1B070	1B070	1B070	1B070	1B070	1B070	1B070	1B070	1B070	1B070	1B070	1B070	1B071
04530	1B89B	1B081	1B081	1B081	1B081	1B081	1B081	1B081	1B081	1B081	1B081	1B081	1B081	1B081	1B081	1B081	1B081	1B081	1B082
04940																			
05390	1B099	1B093	1B093	1B093	1B093	1B093	1B093	1B093	1B093	1B093	1B093	1B093	1B093	1B093	1B093	1B093	1B093	1B093	1B094

A01g: DRUGS. Incidence of first use

01680																			
01685	1B016	1B016																	
02015	1B106A	1B100A	1B100A	1B100A	1B100A	1B100A	1B100A	1B100A	1B100A	1B100A	1B100A	1B100A	1B100A	1B100A	1B100A	1B100A	1B100A	1B101A	1B101A
05570	3E10A	3E10A	3E10A	3E10A	3E10A	3E10A	3E10A	3E10A	3E09A	3E10A	3E10A	3E10A	3E10A	3E10A	3E10A	3E10A	3E10A	3E11A	3E11A
05570	6D05B	6D05B	6D07B	6D07B	6D07B	6D07B	6D07B	6D07B	6D15B	6D15B	6D16B	6D16B	6D16B	6D16B	6D16B	6D16B	6D16B	6D16B	6D16B
05575	1B106M	1B100M	1B100M	1B100M	1B100M	1B100M	1B100M	1B100M	1B100M	1B100M	1B100M	1B100M	1B100M	1B100M	1B100M	1B100M	1B100M	1B100M	1B101M
05575	3E10N	3E10N	3E10N	3E10N	3E10N	3E10N	3E10N	3E10N	3E09N	3E10N	3E10N	3E10N	3E10N	3E10N	3E10N	3E10N	3E10N	3E11N	3E11N
05575	6D05A	6D05A	6D07A	6D07A	6D07A	6D07A	6D07A	6D07A	6D15A	6D15A	6D16A	6D16A	6D16A	6D16A	6D16A	6D16A	6D16A	6D16A	6D16A
05576	3E10O	3E10O	3E10O	3E10O	3E10O	3E10O	3E10O	3E10O	3E09O	3E10O	3E10O	3E10O	3E10O	3E10O	3E10O	3E10O	3E10O	3E11O	3E11O
05576	6D05C	6D05C	6D07C	6D07C	6D07C	6D07C	6D07C	6D07C	6D15C	6D15C	6D16C	6D16C	6D16C	6D16C	6D16C	6D16C	6D16C	6D16C	6D16C
05580	1B106B	1B100B	1B100B	1B100B	1B100B	1B100B	1B100B	1B100B	1B100B	1B100B	1B100B	1B100B	1B100B	1B100B	1B100B	1B100B	1B100B	1B100B	1B101B
05580	3E10B	3E10B	3E10B	3E10B	3E10B	3E10B	3E10B	3E10B	3E09B	3E10B	3E10B	3E10B	3E10B	3E10B	3E10B	3E10B	3E10B	3E11B	3E11B
05580	6D05D	6D05D	6D07D	6D07D	6D07D	6D07D	6D07D	6D07D	6D15D	6D15D	6D16D	6D16D	6D16D	6D16D	6D16D	6D16D	6D16D	6D16D	6D16D
05585	1B106N	1B100N	1B100N	1B100N	1B100N	1B100N	1B100N	1B100N	1B100N	1B100N	1B100N	1B100N	1B100N	1B100N	1B100N	1B100N	1B100N	1B100N	1B101N
05585	3E10P	3E10P	3E10P	3E10P	3E10P	3E10P	3E10P	3E10P	3E09P	3E10P	3E10P	3E10P	3E10P	3E10P	3E10P	3E10P	3E10P	3E11P	3E11P
05585	6D05E	6D05E	6D07E	6D07E	6D07E	6D07E	6D07E	6D07E	6D15E	6D15E	6D16E	6D16E	6D16E	6D16E	6D16E	6D16E	6D16E	6D16E	6D16E
05590	1B106C	1B100C	1B100C	1B100C	1B100C	1B100C	1B100C	1B100C	1B100C	1B100C	1B100C	1B100C	1B100C	1B100C	1B100C	1B100C	1B100C	1B100C	1B101C
05590	3E10C	3E10C	3E10C	3E10C	3E10C	3E10C	3E10C	3E10C	3E09C	3E10C	3E10C	3E10C	3E10C	3E10C	3E10C	3E10C	3E10C	3E11C	3E11C
05590	6D05F	6D05F	6D07F	6D07F	6D07F	6D07F	6D07F	6D07F	6D15F	6D15F	6D16F	6D16F	6D16F	6D16F	6D16F	6D16F	6D16F	6D16F	6D16F
05600	1B106D	1B100D	1B100D	1B100D	1B100D	1B100D	1B100D	1B100D	1B100D	1B100D	1B100D	1B100D	1B100D	1B100D	1B100D	1B100D	1B100D	1B100D	1B101D
05600	3E10D	3E10D	3E10D	3E10D	3E10D	3E10D	3E10D	3E10D	3E09D	3E10D	3E10D	3E10D	3E10D	3E10D	3E10D	3E10D	3E10D	3E11D	3E11D
05600	6D05G	6D05G	6D07G	6D07G	6D07G	6D07G	6D07G	6D07G	6D15G	6D15G	6D16G	6D16G	6D16G	6D16G	6D16G	6D16G	6D16G	6D16G	6D16G
05610	1B106E	1B100E	1B100E	1B100E	1B100E	1B100E	1B100E	1B100E	1B100E	1B100E	1B100E	1B100E	1B100E	1B100E	1B100E	1B100E	1B100E	1B100E	1B101E

A01q: DRUGS. Incidence of first use (continued)

A01h: DRUGS. Use with other drugs

02200	60	#X OVL MJ+ ALC	1B021	1B021	1B021	1B021	1B021	1B021	1B021	1B021	1B021	1B021	1B021	1B021	1B021
02500	64	#X OVL LSD+ ALC	1B31A	1B31A	1B31A	1B31A	1B31A	1B31A	1B35A	1B35A	1B35A	1B35A	1B35A	1B35A	1B35A
02510	64	#X OVL LSD+ MJ	1B31B	1B31B	1B31B	1B31B	1B31B	1B31B	1B35B	1B35B	1B35B	1B35B	1B35B	1B35B	1B35B
02900		#X OVL AMPH+ALC	1B45A	1B45A	1B45A	1B45A	1B45A	1B45A	1B52A	1B52A	1B52A	1B52A	1B52A	1B52A	1B52A
02910		#X OVL AMPH+MJ	1B45B	1B45B	1B45B	1B45B	1B45B	1B45B	1B52B	1B52B	1B52B	1B52B	1B52B	1B52B	1B52B
02920		#X OVL AMPH+LSD	1B45C	1B45C	1B45C	1B45C	1B45C	1B45C	1B52C	1B52C	1B52C	1B52C	1B52C	1B52C	1B52C
02930		#X OVL AMPH+PSY	1B45D	1B45D	1B45D	1B45D	1B45D	1B45D	1B52D	1B52D	1B52D	1B52D	1B52D	1B52D	1B52D
03390		#X OVL BARB+ALC	1B59A	1B59A	1B59A	1B59A	1B59A	1B59A	1B66A	1B66A	1B66A	1B66A	1B66A	1B66A	1B66A
03400		#X OVL BARB+MJ	1B59B	1B59B	1B59B	1B59B	1B59B	1B59B	1B66B	1B66B	1B66B	1B66B	1B66B	1B66B	1B66B
03410		#X OVL BARB+LSD	1B59C	1B59C	1B59C	1B59C	1B59C	1B59C	1B66C	1B66C	1B66C	1B66C	1B66C	1B66C	1B66C
03420		#X OVL BARB+PSY	1B59D	1B59D	1B59D	1B59D	1B59D	1B59D	1B66D	1B66D	1B66D	1B66D	1B66D	1B66D	1B66D
03430		#X OVL BARB+AMP	1B59E	1B59E	1B59E	1B59E	1B59E	1B59E	1B66E	1B66E	1B66E	1B66E	1B66E	1B66E	1B66E
03440		#X OVL BARB+QUA	1B59F	1B59F	1B59F	1B59F	1B59F	1B59F	1B66F	1B66F	1B66F	1B66F	1B66F	1B66F	1B66F
03840		#X OVL TRQL+ALC	1B69A	1B69A	1B69A	1B69A	1B69A	1B69A	1B76A	1B76A	1B76A	1B76A	1B76A	1B76A	1B76A
03850		#X OVL TRQL+MJ	1B69B	1B69B	1B69B	1B69B	1B69B	1B69B	1B76B	1B76B	1B76B	1B76B	1B76B	1B76B	1B76B
03860		#X OVL TRQL+LSD	1B69C	1B69C	1B69C	1B69C	1B69C	1B69C	1B76C	1B76C	1B76C	1B76C	1B76C	1B76C	1B76C
03870		#X OVL TRQL+PSY	1B69D	1B69D	1B69D	1B69D	1B69D	1B69D	1B76D	1B76D	1B76D	1B76D	1B76D	1B76D	1B76D
03880		#X OVL TRQL+AMP	1B69E	1B69E	1B69E	1B69E	1B69E	1B69E	1B76E	1B76E	1B76E	1B76E	1B76E	1B76E	1B76E
03890		#X OVL TRQL+QUA	1B69F	1B69F	1B69F	1B69F	1B69F	1B69F	1B76F	1B76F	1B76F	1B76F	1B76F	1B76F	1B76F
03900		#X OVL TRQL+BRB	1B69G	1B69G	1B69G	1B69G	1B69G	1B69G	1B76G	1B76G	1B76G	1B76G	1B76G	1B76G	1B76G
04290	80	#X OVL COKE+ALC	1B78A	1B78A	1B78A	1B78A	1B78A	1B78A	1B85A	1B85A	1B85A	1B85A	1B85A	1B87A	1B87A
04300	80	#X OVL COKE+MJ	1B78B	1B78B	1B78B	1B78B	1B78B	1B78B	1B85B	1B85B	1B85B	1B85B	1B85B	1B87B	1B87B
04310	81	#X OVL COKE+LSD	1B78C	1B78C	1B78C	1B78C	1B78C	1B78C	1B85C	1B85C	1B85C	1B85C	1B85C	1B87C	1B87C
04320	81	#X OVL COKE+PSY	1B78D	1B78D	1B78D	1B78D	1B78D	1B78D	1B85D	1B85D	1B85D	1B85D	1B85D	1B87D	1B87D
04330	81	#X OVL COKE+AMP	1B78E	1B78E	1B78E	1B78E	1B78E	1B78E	1B85E	1B85E	1B85E	1B85E	1B85E	1B87E	1B87E
04340	81	#X OVL COKE+QUA	1B78F	1B78F	1B78F	1B78F	1B78F	1B78F	1B85F	1B85F	1B85F	1B85F	1B85F	1B87F	1B87F
04350	81	#X OVL COKE+BRB	1B78G	1B78G	1B78G	1B78G	1B78G	1B78G	1B85G	1B85G	1B85G	1B85G	1B85G	1B87G	1B87G
04360	81	#X OVL COKE+TRN	1B78H	1B78H	1B78H	1B78H	1B78H	1B78H	1B85H	1B85H	1B85H	1B85H	1B85H	1B87H	1B87H
04710		#X OVL HER +ALC	1B87A	1B87A	1B87A	1B87A	1B87A	1B87A							
04720		#X OVL HER +MJ	1B87B	1B87B	1B87B	1B87B	1B87B	1B87B							
04730		#X OVL HER +LSD	1B87C	1B87C	1B87C	1B87C	1B87C	1B87C							
04740		#X OVL HER +PSY	1B87D	1B87D	1B87D	1B87D	1B87D	1B87D							
04750		#X OVL HER +AMP	1B87E	1B87E	1B87E	1B87E	1B87E	1B87E							
04760		#X OVL HER +QUA	1B87F	1B87F	1B87F	1B87F	1B87F	1B87F							
04770		#X OVL HER +BRB	1B87G	1B87G	1B87G	1B87G	1B87G	1B87G							
04780		#X OVL HER +TRN	1B87H	1B87H	1B87H	1B87H	1B87H	1B87H							
04790		#X OVL HER +COK	1B87I	1B87I	1B87I	1B87I	1B87I	1B87I							
05130		#X OVL NARC+ALC	1B97A	1B97A	1B97A	1B97A	1B97A	1B97A	1B96A	1B96A	1B96A	1B96A	1B96A	1B96A	1B96A
05140		#X OVL NARC+MJ	1B97B	1B97B	1B97B	1B97B	1B97B	1B97B	1B96B	1B96B	1B96B	1B96B	1B96B	1B96B	1B96B
05150		#X OVL NARC+LSD	1B97C	1B97C	1B97C	1B97C	1B97C	1B97C	1B96C	1B96C	1B96C	1B96C	1B96C	1B96C	1B96C

273

A01a: DRUGS. Incidence of first use (continued)

A01h: DRUGS. Use with other drugs

02200	1B021	1B021	1B021	1B021	1B021	1B021	1B021	1B021	1B021	1B021	1B021	1B021	1B021	1B021	1B021	1B021	1B021	1B021
02500	1B35A	1B35A	1B35A	1B35A	1B35A	1B35A	1B35A	1B35A	1B35A	1B35A	1B35A	1B35A	1B35A	1B35A	1B35A	1B35A	1B35A	1B35A
02510	1B35B	1B35B	1B35B	1B35B	1B35B	1B35B	1B35B	1B35B	1B35B	1B35B	1B35B	1B35B	1B35B	1B35B	1B35B	1B35B	1B35B	1B35B
02900	1B52A	1B52A	1B52A	1B52A	1B52A	1B52A	1B52A	1B52A	1B52A	1B52A	1B52A	1B52A	1B52A	1B52A	1B52A	1B52A	1B52A	1B52A
02910	1B52B	1B52B	1B52B	1B52B	1B52B	1B52B	1B52B	1B52B	1B52B	1B52B	1B52B	1B52B	1B52B	1B52B	1B52B	1B52B	1B52B	1B52B
02920	1B52C	1B52C	1B52C	1B52C	1B52C	1B52C	1B52C	1B52C	1B52C	1B52C	1B52C	1B52C	1B52C	1B52C	1B52C	1B52C	1B52C	1B52C
02930	1B52D	1B52D	1B52D	1B52D	1B52D	1B52D	1B52D	1B52D	1B52D	1B52D	1B52D	1B52D	1B52D*	1B52D	1B52D	1B52D	1B52D	1B52D
03390	1B66A																	
03400	1B66B																	
03410	1B66C																	
03420	1B66D																	
03430	1B66E																	
03440	1B66F																	
03840	1B76A	1B67A	1B67A	1B67A	1B67A	1B67A	1B67A	1B67A	1B67A	1B67A	1B67A	1B67A	1B67A	1B67A	1B67A	1B67A	1B67A	1B67A
03850	1B76B	1B67B	1B67B	1B67B	1B67B	1B67B	1B67B	1B67B	1B67B	1B67B	1B67B	1B67B	1B67B	1B67B	1B67B	1B67B	1B67B	1B67B
03860	1B76C	1B67C	1B67C	1B67C	1B67C	1B67C	1B67C	1B67C	1B67C	1B67C	1B67C	1B67C	1B67C	1B67C	1B67C	1B67C	1B67C	1B67C
03870	1B76D	1B67D	1B67D	1B67D	1B67D	1B67D	1B67D	1B67D	1B67D	1B67D	1B67D	1B67D	1B67D	1B67D	1B67D	1B67D	1B67D	1B67D
03880	1B76E	1B67E	1B67E	1B67E	1B67E	1B67E	1B67E	1B67E	1B67E	1B67E	1B67E	1B67E	1B67E	1B67E	1B67E	1B67E	1B67E	1B67E
03890	1B76F	1B67F	1B67F	1B67F	1B67F	1B67F	1B67F	1B67F	1B67F	1B67F	1B67F	1B67F	1B67F	1B67F	1B67F	1B67F	1B67F	1B67F
03900	1B76G	1B67G	1B67G	1B67G	1B67G	1B67G	1B67G	1B67G	1B67G	1B67G	1B67G	1B67G	1B67G	1B67G	1B67G	1B67G	1B67G	1B67G
04290	1B87A	1B78A	1B78A	1B78A	1B78A	1B78A	1B78A	1B78A	1B78A	1B78A	1B78A	1B78A	1B78A	1B78A	1B78A	1B78A	1B78A	1B79A
04300	1B87B	1B78B	1B78B	1B78B	1B78B	1B78B	1B78B	1B78B	1B78B	1B78B	1B78B	1B78B	1B78B	1B78B	1B78B	1B78B	1B78B	1B79B
04310	1B87C	1B78C	1B78C	1B78C	1B78C	1B78C	1B78C	1B78C	1B78C	1B78C	1B78C	1B78C	1B78C	1B78C	1B78C	1B78C	1B78C	1B79C
04320	1B87D	1B78D	1B78D	1B78D	1B78D	1B78D	1B78D	1B78D	1B78D	1B78D	1B78D	1B78D	1B78D*	1B78D	1B78D	1B78D	1B78D	1B79D
04330	1B87E	1B78E	1B78E	1B78E	1B78E	1B78E	1B78E	1B78E	1B78E	1B78E	1B78E	1B78E	1B78E	1B78E	1B78E	1B78E	1B78E	1B79E
04340	1B87F	1B78F	1B78F	1B78F	1B78F	1B78F	1B78F	1B78F	1B78F	1B78F	1B78F	1B78F	1B78F	1B78F	1B78F	1B78F	1B78F	1B79F
04350	1B87G	1B78G	1B78G	1B78G	1B78G	1B78G	1B78G	1B78G	1B78G	1B78G	1B78G	1B78G	1B78G	1B78G	1B78G	1B78G	1B78G	1B79G
04360	1B87H	1B78H	1B78H	1B78H	1B78H	1B78H	1B78H	1B78H	1B78H	1B78H	1B78H	1B78H	1B78H	1B78H	1B78H	1B78H	1B78H	1B79H
04710																		
04720																		
04730																		
04740																		
04750																		
04760																		
04770																		
04780																		
04790																		
05130	1B96A	1B90A	1B90A	1B90A	1B90A	1B90A	1B90A	1B90A	1B90A	1B90A	1B90A	1B90A	1B90A	1B90A	1B90A	1B90A	1B90A	1B90A
05140	1B96B	1B90B	1B90B	1B90B	1B90B	1B90B	1B90B	1B90B	1B90B	1B90B	1B90B	1B90B	1B90B	1B90B	1B90B	1B90B	1B90B	1B90B
05150	1B96C	1B90C	1B90C	1B90C	1B90C	1B90C	1B90C	1B90C	1B90C	1B90C	1B90C	1B90C	1B90C	1B90C	1B90C	1B90C	1B90C	1B90C



Item Ref. No.	Page Loc. in Vol.	ITEM DESCRIPTION (ABBREVIATED)	QUESTIONNAIRE LOCATION BY YEAR (FORM, SECTION, AND QUESTION NUMBER)											
			1976	1977	1978	1979	1980	1981	1982	1983	1984	1985	1986	1987

A01h: DRUGS. Use with other drugs (continued)

05160		#X OVL NARC+PSY	1B97D	1B97D	1B97D	1B97D	1B97D	1B97D	1B96D	1B96D	1B96D	1B96D	1B96D	1B96D	1B96D
05170		#X OVL NARC+AMP	1B97E	1B97E	1B97E	1B97E	1B97E	1B97E	1B96E	1B96E	1B96E	1B96E	1B96E	1B96E	1B96E
05180		#X OVL NARC+QUA	1B97F	1B97F	1B97F	1B97F	1B97F	1B97F	1B96F	1B96F	1B96F	1B96F	1B96F	1B96F	1B96F
05190		#X OVL NARC+BRB	1B97G	1B97G	1B97G	1B97G	1B97G	1B97G	1B96G	1B96G	1B96G	1B96G	1B96G	1B96G	1B96G
05200		#X OVL NARC+TRN	1B97H	1B97H	1B97H	1B97H	1B97H	1B97H	1B96H	1B96H	1B96H	1B96H	1B96H	1B96H	1B96H
05210		#X OVL NARC+COK	1B97I	1B97I	1B97I	1B97I	1B97I	1B97I	1B96I	1B96I	1B96I	1B96I	1B96I	1B96I	1B96I
05220		#X OVL NARC+HER	1B97J	1B97J	1B97J	1B97J	1B97J	1B97J	1B96J	1B96J	1B96J	1B96J	1B96J	1B96J	1B96J

A01i: DRUGS. Tried to stop

01690	52	*TRY STP SMK&FL	1B004	1B004	1B004	1B004	1B004	1B004	1B004	1B004	1B004	1B004	1B004	1B05A	1B05A
01690	233	*TRY STP SMK&FL												1B05B	1B05B
01691	52	#X TRY STOP SMK													
01691	234	#X TRY STOP SMK													
01700	52	*WNT STP SMK NW	1B005	1B005	1B005	1B005	1B005	1B005	1B005	1B005	1B005	1B005	1B005	1B05C	1B05C
01700	234	*WNT STP SMK NW													
02020	57	*TRY STP ALC&FL	1B016	1B016	1B016	1B016	1B016	1B016	1B016	1B016	1B016	1B016	1B015	1B015	1B015
02380	62	*TRY STP MJ &FL	1B027	1B027	1B027	1B027	1B027	1B027	1B027	1B027	1B027	1B027	1B027	1B027	1B027
02680	65	*TRY STP LSD&FL	1B036	1B036	1B036	1B036	1B036	1B036	1B040	1B040	1B040	1B040	1B040	1B040	1B040
03240	72	*TRY STP AMP&FL	1B051	1B051	1B051	1B051	1B051	1B051	1B058	1B058	1B058	1B058	1B058	1B058	1B058
03710		TRY STP BAR&FL	1B064	1B064	1B064	1B064	1B064	1B064	1B071	1B071	1B071	1B071	1B071	1B071	1B071
04170	77	*TRY STP TRQ&FL	1B074	1B074	1B074	1B074	1B074	1B074	1B081	1B081	1B081	1B081	1B081	1B081	1B081
04540	82	*TRY STP COK&FL	1B082	1B082	1B082	1B082	1B082	1B082	1B089	1B089	1B089	1B089	1B089	1B89C	1B89C
04950		TRY STP HER& FL	1B091	1B091	1B091	1B091	1B091	1B091							
05500	87	TRY STP NARC&FL	1B102	1B102	1B102	1B102	1B102	1B102	1B101	1B101	1B101	1B101	1B101	1B101	1B101
08910	150	12MO REDUCE ALC	3D03A	3D03A	3D03A	3D03A	3D03A	3D03A	3D03A	3D03A	3D03A	3D03A	3D03A	3D03A	3D03A
08920	151	12MO REDUCE CIG	3D03B	3D03B	3D03B	3D03B	3D03B	3D03B	3D03B	3D03B	3D03B	3D03B	3D03B	3D03B	3D03B
08930	151	12MO REDUCE MARJ	3D03C	3D03C	3D03C	3D03C	3D03C	3D03C	3D03C	3D03C	3D03C	3D03C	3D03C	3D03C	3D03C
08940	151	12MO REDUCE PSYC	3D03D	3D03D	3D03D	3D03D	3D03D	3D03D	3D03D	3D03D	3D03D	3D03D	3D03D	3D03D	3D03D
08950	151	12MO REDUCE AMPH	3D03E	3D03E	3D03E	3D03E	3D03E	3D03E	3D03E	3D03E	3D03E	3D03E	3D03E	3D03E	3D03E
08960		12MO REDUCE QUAL	3D03F	3D03F	3D03F										
08970		12MO REDUCE B+Q	3D03G	3D03G	3D03G	3D03G*	3D03G	3D03G	3D03G	3D03G	3D03G	3D03G	3D03G	3D03G	3D03G
08975	151	12MO REDUCE SD/B													
08980	151	12MO REDUCE COKE	3D03H	3D03H	3D03H	3D03H	3D03H	3D03H	3D03H	3D03H	3D03H	3D03H	3D03H	3D03H	3D03H
08990	151	12MO REDUCE HRN	3D03I	3D03I	3D03I	3D03I	3D03I	3D03I	3D03I	3D03I	3D03I	3D03I	3D03I	3D03I	3D03I
09000	151	12MO REDUCE NARC	3D03J	3D03J	3D03J	3D03J	3D03J	3D03J	3D03J	3D03J	3D03J	3D03J	3D03J	3D03J	3D03J
09005	151	12MO REDUCE TRQL				3D03F	3D03F	3D03F	3D03F	3D03F	3D03F	3D03F	3D03F	3D03F	3D03F

A01j: DRUGS. Use on doctor's orders?

02790	69	DR TOLD TK AMPH	1B042	1B042	1B042	1B042	1B042	1B042	1B049	1B049	1B049	1B049	1B049	1B049	1B049
03280		DR TOLD TK BARB	1B056	1B056	1B056	1B056	1B056	1B056	1B063	1B063	1B063	1B063	1B063	1B063	1B063
03282	73	DR TOLD TK SED													
03730	74	DR TOLD TK TRNQ	1B066	1B066	1B066	1B066	1B066	1B066	1B073	1B073	1B073	1B073	1B073	1B073	1B073
05020	83	DR TOLD TK NARC	1B094	1B094	1B094	1B094	1B094	1B094	1B093	1B093	1B093	1B093	1B093	1B093	1B093
31460	177	EVER AD STIM DR													
31460	208	EVER AD STIM DR													
31480	178	# YRS TK AD STIM													
31480	208	# YRS TK AD STIM													
31490	178	EVER AD NONSTIM													
31490	208	EVER AD NONSTIM													

A01k: DRUGS. Bad trip?

02670	65	1+ BAD TRIP LSD	1B035	1B035	1B035	1B035	1B035	1B035	1B039	1B039	1B039	1B039	1B039	1B039	1B039
-------	----	-----------------	-------	-------	-------	-------	-------	-------	-------	-------	-------	-------	-------	-------	-------

A01l: DRUGS. Kinds of drugs

02720	66	TKN YR,MESCALIN	1B41A	1B41A	1B41A	1B41A	1B41A	1B41A	1B45A	1B45A	1B45A	1B45A	1B45A	1B45A	1B45A
02730	66	TKN YR,PEYOTE	1B41B	1B41B	1B41B	1B41B	1B41B	1B41B	1B45B	1B45B	1B45B	1B45B	1B45B	1B45B	1B45B
02740	66	TKN YR,PSILOCYB	1B41C	1B41C	1B41C	1B41C	1B41C	1B41C	1B45C	1B45C	1B45C	1B45C	1B45C	1B45C	1B45C
02750	66	TKN YR,PCP	1B41D	1B41D	1B41D	1B41D	1B41D	1B41D	1B45D	1B45D	1B45D	1B45D	1B45D	1B45D	1B45D
02760	66	TKN YR,CNCT THC	1B41E	1B41E	1B41E	1B41E	1B41E	1B41E	1B45E	1B45E	1B45E	1B45E	1B45E	1B45E	1B45E
02770	66	TKN YR,OTH PSYD	1B41F	1B41F	1B41F	1B41F	1B41F	1B41F	1B45F	1B45F	1B45F	1B45F	1B45F	1B45F	1B45F
02780	66	TKN YR,DK NAME	1B41G	1B41G	1B41G	1B41G	1B41G	1B41G	1B45G	1B45G	1B45G	1B45G	1B45G	1B45G	1B45G
03120	72	TKN YR,BENZDRIN	1B49A	1B49A	1B49A	1B49A	1B49A	1B49A	1B56A	1B56A	1B56A	1B56A	1B56A	1B56A	1B56A
03130	72	TKN YR,DEXEDRIN	1B49B	1B49B	1B49B	1B49B	1B49B	1B49B	1B56B	1B56B	1B56B	1B56B	1B56B	1B56B	1B56B
03140	72	TKN YR,METHDRIN	1B49C	1B49C	1B49C	1B49C	1B49C	1B49C	1B56C	1B56C	1B56C	1B56C	1B56C	1B56C	1B56C
03150	72	TKN YR,RITALIN	1B49D	1B49D	1B49D	1B49D	1B49D	1B49D	1B56D	1B56D	1B56D	1B56D	1B56D	1B56D	1B56D
03160		TKN YR,PRELUDIN	1B49E	1B49E	1B49E	1B49E	1B49E	1B49E	1B56E	1B56E	1B56E	1B56E	1B56E	1B56E	1B56E
03170		TKN YR,DEXAMYL	1B49F	1B49F	1B49F	1B49F	1B49F	1B49F	1B56F	1B56F	1B56F	1B56F	1B56F	1B56F	1B56F
03180	72	TKN YR,METHAMPH	1B49G	1B49G	1B49G	1B49G	1B49G	1B49G	1B56G	1B56G	1B56G	1B56G	1B56G	1B56G	1B56G
03185	72	TKN YR,CRYSMETH													
03190	72	TKN YR,OTH AMPH	1B49H	1B49H	1B49H	1B49H	1B49H	1B49H	1B56H	1B56H	1B56H	1B56H	1B56H	1B56H	1B56H
03200	72	TKN YR,DNT KN N	1B49I	1B49I	1B49I	1B49I	1B49I	1B49I	1B56I	1B56I	1B56I	1B56I	1B56I	1B56I	1B56I
03610		TKN YR,PHNOBARB	1B63A	1B63A	1B63A	1B63A	1B63A	1B63A	1B70A	1B70A	1B70A	1B70A	1B70A	1B70A	1B70A
03611	74	TKN YR,IPHNOBRB													
03620		TKN YR,SECONAL	1B63B	1B63B	1B63B	1B63B	1B63B	1B63B	1B70B	1B70B	1B70B	1B70B	1B70B	1B70B	1B70B
03621	74	TKN YR,ISECONAL													
03630		TKN YR,TUINAL	1B63C	1B63C	1B63C	1B63C	1B63C	1B63C	1B70C	1B70C	1B70C	1B70C	1B70C	1B70C	1B70C
03631	74	TKN YR,ITUINAL													
03640		TKN YR,NEMBUTAL	1B63D	1B63D	1B63D	1B63D	1B63D	1B63D	1B70D	1B70D	1B70D	1B70D	1B70D	1B70D	1B70D
03650		TKN YR,LUMINAL	1B63E	1B63E	1B63E	1B63E	1B63E	1B63E	1B70E	1B70E	1B70E	1B70E	1B70E	1B70E	1B70E
03660		TKN YR,DESBUTAL	1B63F	1B63F	1B63F	1B63F	1B63F	1B63F	1B70F	1B70F	1B70F	1B70F	1B70F	1B70F	1B70F
03670		TKN YR,AMYTAL	1B63G	1B63G	1B63G	1B63G	1B63G	1B63G	1B70G	1B70G	1B70G	1B70G	1B70G	1B70G	1B70G

275

A01h: DRUGS. Use with other drugs (continued)

A01j: DRUGS. Tried to stop

A01j: DRUGS. Use on doctor's orders?

A01k: DRUGS. Bad trip?

A01I: DRUGS. Kinds of drugs

*=item text changed from previous year

A01I: DRUGS. Kinds of drugs (continued)A01m: DRUGS. CostA01n: DRUGS. Source

A02a: DRUGS. Friends' use

[illegible]

A02a: DRUGS. Friends' use (continued)

A02b: DRUGS. Exposure to users

[illegible]

Item Ref. No.	QUESTIONNAIRE LOCATION BY YEAR (FORM, SECTION, AND QUESTION NUMBER)																
	1989	1990	1991	1992	1993	1994	1995	1996	1997	1998	1999	2000	2001	2002	2003	2004	2005
	2006	2007															

A02a: DRUGS. Friends' use (continued)

07080	2D06B	1B101B	1B101B	1B101B	1B101B	1B101B	1B101B	1B101B	1B101B	1B101B	1B101B	1B101B	1B101B	1B101B	1B101B	1B101B	1B102B
07080	2D06B	2D05B	2D05B	2D07B	2D07B	2D07B	2D07B	2D07B	2D07B	2D07B	2D07B	2D07B	2D07B	2D07B	2D07B	2D07B	2D07B
07080	6D13B	3E01B	3E01B	3E01B	3E01B	3E01B	3E01B	3E01B	3E01B	3E01B	3E01B	3E01B	3E01B	3E01B	3E01B	3E01B	3E01B
07090	2D06C	6D13B	6D13B	6D11B	6D11B	6D11B	6D11B	6D11B	6D11B	6D18B	6D18B	6D19B	6D19B	6D19B	6D19B	6D19B	6D19B
07090	2D06C	2D05C	2D05C	2D07C	2D07C	2D07C	2D07C	2D07C	2D07C	2D07C	2D07C	2D07C	2D07C	2D07C	2D07C	2D07C	2D07C
07100	6D13C	6D13C	6D11C	6D11C	6D11C	6D11C	6D11C	6D11C	6D11C	2D07D	2D07D	2D07D	2D07D	2D07D*	2D07D	2D07D	2D07D
07100	2D06D	2D05D	2D05D	2D07D	2D07D	2D07D	2D07D	2D07D	2D07D	2D07D	2D07D	2D07D	2D07D	2D07D	2D07D	2D07D	2D07D
07100	6D13E	6D13E	6D11E	6D11E	6D11E	6D11E	6D11E	6D11E	6D11E	6D11E	6D11E	6D11E	6D11E	6D11E	6D11E	6D11E	6D11E
07110	2D06E	2D05E	2D05E	2D07E	2D07E	2D07E	2D07E	2D07E	2D07E	2D07E	2D07E	2D07E	2D07E	2D07E	2D07E	2D07E	2D07E
07110	6D13F	6D13F	6D11F	6D11F	6D11F	6D11F	6D11F	6D11F	6D11F	2D07E	2D07E	2D07E	2D07E	2D07E	2D07E	2D07E	2D07E
07120	2D06F	2D05F	2D05F	2D07F	2D07F	2D07F	2D07F	2D07F	2D07F	2D07F	2D07F	2D07F	2D07F	2D07F	2D07F	2D07F	2D07F
07120	6D13G	2D05G	2D05G	2D07G	2D07G	2D07G	2D07G	2D07G	2D07G	2D07G	2D07G	2D07G	2D07G	2D07G	2D07G	2D07G	2D07G
07130	2D06G	2D05G	2D05G	2D07G	2D07G	2D07G	2D07G	2D07G	2D07G	2D07G	2D07G	2D07G	2D07G	2D07G	2D07G	2D07G	2D07G
07130	6D13H	6D13G	6D11G	6D11G	6D11G	6D11G	6D11G	6D11G	6D11G	2D07G	2D07G	2D07G	2D07G	2D07G	2D07G	2D07G	2D07G
07135																	
07140	2D06H	2D05H	2D05H	2D07H	2D07H	2D07H	2D07H	2D07H	2D07H	2D07H	2D07H	2D07H	2D07H	2D07H	2D07H	2D07H	2D07H
07140	6D13I	6D13H	6D11H	6D11H	6D11H	6D11H	6D11H	6D11H	6D11H	2D07I	2D07I	2D07I	2D07I	2D07I	2D07I	2D07I	2D07I
07150	2D06I	2D05I	2D05I	2D07I	2D07I	2D07I	2D07I	2D07I	2D07I	2D07I	2D07I	2D07I	2D07I	2D07I	2D07I	2D07I	2D07I
07151		1B101C	1B101C	1B101C	1B101C	1B101C	1B101C	1B101C	1B101C	1B101C	1B101C	1B101C	1B101C	1B101C	1B101C	1B101C	1B102C
07151	2E01A	2E01A	2E01A	2E01A	2E01A	2E01A	2E01A	2E01A	2E01A	2E01A	2E01A	2E01A	2E01A	2E01A	2E01A	2E01A	2E01A
07151		3E01C	3E01C	3E01C	3E01C	3E01C	3E01C	3E01C	3E01C	3E01C	3E01C	3E01C	3E01C	3E01C	3E01C	3E01C	3E01C
07151	6D13J	6D13I	6D11I	6D11I	6D11I	6D11I	6D11I	6D11I	6D11I	6D18C	6D18C	6D19C	6D19C	6D19C	6D19C	6D19C	6D19C
07160	2D06J	2D05J	2D05J	2D07J	2D07J	2D07J	2D07J	2D07J	2D07J	2D07J	2D07J	2D07J	2D07J	2D07J	2D07J	2D07J	2D07J
07160	6D13L	6D13K	6D11K	6D11K	6D11K	6D11K	6D11K	6D11K	6D11K	6D18C	6D18C	6D19C	6D19C	6D19C	6D19C	6D19C	6D19C
07170	2D06K	2D05K	2D05K	2D07K	2D07K	2D07K	2D07K	2D07K	2D07K	2D07K	2D07K	2D07K	2D07K	2D07K*	2D07K	2D07K	2D07K
07170	6D13M	6D13L	6D11L	6D11L	6D11L	6D11L	6D11L	6D11L	6D11L	2D07L	2D07L	2D07L	2D07L	2D07L	2D07L	2D07L	2D07L
07180	2D06L	2D05L	2D05L	2D07L	2D07L	2D07L	2D07L	2D07L	2D07L	2D07L	2D07L	2D07L	2D07L	2D07L	2D07L	2D07L	2D07L
07180	6D13N	6D13M	6D11M	6D11M	6D11M	6D11M	6D11M	6D11M	6D11M	6D18E	6D18E	6D19E	6D19E	6D19E	6D19E	6D19E	6D19E
07190		1B101E	1B101E	1B101E	1B101E	1B101E	1B101E	1B101E	1B101E	1B101E	1B101E	1B101E	1B101E	1B101E	1B101E	1B101E	1B102E
07190	2D06M	2D05M	2D05M	2D07M	2D07M	2D07M	2D07M	2D07M	2D07M	2D07M	2D07M	2D07M	2D07M	2D07M	2D07M	2D07M	2D07M
07190		3E01E	3E01E	3E01E	3E01E	3E01E	3E01E	3E01E	3E01E	3E01E	3E01E	3E01E	3E01E	3E01E	3E01E	3E01E	3E01E
07190	6D13P	6D13Q	6D11Q	6D11Q	6D11Q	6D11Q	6D11Q	6D11Q	6D11Q	3E01E	3E01E	3E01E	3E01E	3E01E	3E01E	3E01E	3E01E
07200		1B101F	1B101F	1B101F	1B101F	1B101F	1B101F	1B101F	1B101F	1B101F	1B101F	1B101F	1B101F	1B101F	1B101F	1B101F	1B102F
07200	2D06N	2D05N	2D05N	2D07N	2D07N	2D07N	2D07N	2D07N	2D07N	2D07N	2D07N	2D07N	2D07N	2D07N	2D07N	2D07N	2D07N
07200		3E01F	3E01F	3E01F	3E01F	3E01F	3E01F	3E01F	3E01F	3E01F	3E01F	3E01F	3E01F	3E01F	3E01F	3E01F	3E01F
07200	6D13Q	6D13R	6D11R	6D11R	6D11R	6D11R	6D11R	6D11R	6D11R	2E01B	2E01B	2E01B	2E01B	2E01B	2E01B	2E01B	2E01B
07201	2E01B	2E01B	2E01B	2E01B	2E01B	2E01B	2E01B	2E01B	2E01B	2E01B	2E01B	2E01B	2E01B	2E01B	2E01B	2E01B	2E01B
07201	6D13D	6D13D	6D11D	6D11D	6D11D	6D11D	6D11D	6D11D	6D11D	2E01B	2E01B	2E01B	2E01B	2E01B	2E01B	2E01B	2E01B
07202	2E01C	2E01C	2E01C	2E01C	2E01C	2E01C	2E01C	2E01C	2E01C	2E01C	2E01C	2E01C	2E01C	2E01C	2E01C	2E01C	2E01C
07202	6D13O																
23020		6D13N	6D11N	6D11N	6D11N	6D11N	6D11N	6D11N	6D11N	6D18F	6D18F	6D19F	6D19F	6D19F	6D19F	6D19F	6D19F
23030		6D13P	6D11P	6D11P	6D11P	6D11P	6D11P	6D11P	6D11P	6D18H	6D18H	6D19H	6D19H	6D19H	6D19H	6D19H	6D19H
23990		1B101D	1B101D	1B101D	1B101D	1B101D	1B101D	1B101D	1B101D	1B101D	1B101D	1B101D	1B101D	1B101D	1B101D	1B101D	1B102D
23990		3E01D	3E01D	3E01D	3E01D	3E01D	3E01D	3E01D	3E01D	3E01D	3E01D	3E01D	3E01D	3E01D	3E01D	3E01D	3E01D
23990	6D13K	6D13J	6D11J	6D11J	6D11J	6D11J	6D11J	6D11J	6D11J	6D18D	6D18D	6D19D	6D19D	6D19D	6D19D	6D19D	6D19D
24500		6D13O	6D11O	6D11O	6D11O	6D11O	6D11O	6D11O	6D11O	6D18G	6D18G	6D19G	6D19G	6D19G	6D19G	6D19G	6D19G

A02b: DRUGS. Exposure to users

08750																			
08760																			
08770																			
08780																			
08790																			
08800																			
08810																			
08820																			
08830																			
08835																			
08840																			
20590	3A29A	3A28A	3A28A	3A28A	3A28A	3A28A	3A28A	3A28A	3A28A	3A28A	3A28A	3A28A	3A28A	3A28A	3A28A	3A28A	3A28A	3A28A	3A28A
20600	3A29B	3A28B	3A28B	3A28B	3A28B	3A28B	3A28B	3A28B	3A28B	3A28B	3A28B	3A28B	3A28B	3A28B	3A28B	3A28B	3A28B	3A28B	3A28B
20610	3A29C	3A28C	3A28C	3A28C	3A28C	3A28C	3A28C	3A28C	3A28C	3A28C	3A28C	3A28C	3A28C	3A28C*	3A28C	3A28C	3A28C	3A28C	3A28C
20620	3A29D	3A28D	3A28D	3A28D	3A28D	3A28D	3A28D	3A28D	3A28D	3A28D	3A28D	3A28D	3A28D	3A28D	3A28D	3A28D	3A28D	3A28D	3A28D
20630	3A29E	3A28E	3A28E	3A28E	3A28E	3A28E	3A28E	3A28E	3A28E	3A28E	3A28E	3A28E	3A28E	3A28E	3A28E	3A28E	3A28E	3A28E	3A28E
20635																			
20640	3A29F	3A28F	3A28F	3A28F	3A28F	3A28F	3A28F	3A28F	3A28F	3A28F	3A28F	3A28F	3A28F	3A28F	3A28F	3A28F	3A28F	3A28F	3A28F
20650	3A29G	3A28G	3A28G	3A28G	3A28G	3A28G	3A28G	3A28G	3A28G	3A28G	3A28G	3A28G	3A28G	3A28G	3A28G	3A28G	3A28G	3A28G	3A28G
20660	3A29H	3A28H	3A28H	3A28H	3A28H	3A28H	3A28H	3A28H	3A28H	3A28H	3A28H	3A28H	3A28H	3A28H	3A28H	3A28H	3A28H	3A28H	3A28H
20670	3A29I	3A28I	3A28I	3A28I	3A28I	3A28I	3A28I	3A28I	3A28I	3A28I	3A28I	3A28I	3A28I	3A28I*	3A28I	3A28I	3A28I	3A28I	3A28I
20680	3A29J	3A28J	3A28J	3A28J	3A28J	3A28J	3A28J	3A28J	3A28J	3A28J	3A28J	3A28J	3A28J	3A28J	3A28J	3A28J	3A28J	3A28J	3A28J
21920	5E08B	5E09B	5E09B	5E09B	5E09B	5E09B	5E09B	5E09B	5E09B	5E09B	5E09B	5E09B	5E09B	5E09B	5E09B	5E09B	5E09B	5E11B	5E11B
21930	5E08C	5E09C	5E09C	5E09C	5E09C	5E09C	5E09C	5E09C	5E09C	5E09C	5E09C	5E09C	5E09C	5E09C	5E09C	5E09C	5E09C	5E11C	5E11C
21950	5E08E	5E09E	5E09E	5E09E	5E09E	5E09E	5E09E	5E09E	5E09E	5E09E	5E09E	5E09E	5E09E	5E09E	5E09E	5E09E	5E09E	5E11E	5E11E
21960	5E08F	5E09F	5E09F	5E09F	5E09F	5E09F	5E09F	5E09F	5E09F	5E09F	5E09F	5E09F	5E09F	5E09F	5E09F	5E09F	5E09F	5E11F	5E11F
21970	5E08G	5E09G	5E09G	5E09G	5E09G	5E09G	5E09G	5E09G	5E09G	5E09G	5E09G	5E09G	5E09G	5E09G	5E09G	5E09G	5E09G	5E11G	5E11G
21980	5E08H	5E09H	5E09H	5E09H	5E09H	5E09H	5E09H	5E09H	5E09H	5E09H	5E09H	5E09H	5E09H	5E09H	5E09H	5E09H	5E09H	5E11H	5E11H
22000	5E08J	5E09J	5E09J	5E09J	5E09J	5E09J	5E09J	5E09J	5E09J	5E09J	5E09J	5E09J	5E09J	5E09J	5E09J	5E09J	5E09J	5E11J	5E11J
22010	5E08K	5E09K	5E09K	5E09K	5E09K	5E09K	5E09K	5E09K	5E09K	5E09K	5E09K	5E09K	5E09K	5E09K	5E09K	5E09K	5E09K	5E11K	5E11K
22020	5E08L	5E09L	5E09L	5E09L	5E09L	5E09L	5E09L	5E09L	5E09L	5E09L	5E09L	5E09L	5E09L	5E09L	5E09L	5E09L	5E09L	5E11L	5E11L
22040	5F08N	5F09N	5F09N	5F09N	5F09N	5F09N	5F09N	5F09N	5F09N	5F09N	5F09N	5F09N	5F09N	5F09N	5F09N	5F09N	5F09N	5F11N	5F11N

[illegible]

QUESTION INDEX 1976-2007

281

Item Ref. No.	QUESTIONNAIRE LOCATION BY YEAR (FORM, SECTION, AND QUESTION NUMBER)																		
	1989	1990	1991	1992	1993	1994	1995	1996	1997	1998	1999	2000	2001	2002	2003	2004	2005	2006	2007

A02c: DRUGS. Exposure through the media

30360										6D06	6D06	6D06	6D06	6D06	6D06	6D06	6D06	6D06	6D06
30370										6D07	6D07	6D07	6D07	6D07	6D07	6D07	6D07	6D07*	6D07

A03a: DRUGS. Availability

06750		1A13A	1A13A	1A13A	1A13A	1A13A	1A13A	1A13A	1A13A	1A13A	1A13A	1A13A	1A13A	1A13A	1A13A	1A13A	1A13A	1A13A	1A13A
06750	2A21A	2A21A	2A21A	2A21A	2A21A	2A21A	2A21A	2A21A	2A21A	2A21A	2A21A	2A21A	2A21A	2A21A	2A21A	2A21A	2A21A	2A21A	2A21A
06750		3A30A	3A30A	3A30A	3A30A	3A30A	3A30A	3A30A	3A30A	3A30A	3A30A	3A30A	3A30A	3A30A	3A30A	3A30A	3A30A	3A30A	3A30A
06750	6A18A	6A18A	6A20A	6A20A	6A20A	6A20A	6A20A	6A20A	6A20A	6A19A	6A19A	6A19A	6A19A	6A19A	6A19A	6A19A	6A19A	6A19A	6A19A
06760	2A21B	2A21B	2A21B	2A21B	2A21B	2A21B	2A21B	2A21B	2A21B	2A21B	2A21B	2A21B	2A21B	2A21B	2A21B	2A21B	2A21B	2A21B	2A21B
06760	6A18B	6A18B	6A20B	6A20B	6A20B	6A21B	6A21B	6A21B	6A21B	6A19B	6A19B	6A19B	6A19B	6A19B	6A19B	6A19B	6A19B	6A19B	6A19B
06770	2A21C	2A21C	2A21C	2A21C	2A21C	2A21C	2A21C	2A21C	2A21C	2A21C	2A21C	2A21C	2A21C	2A21C	2A21C	2A21C	2A21C	2A21C	2A21C
06771	2E07C	2E07C	2E09C	2E09C	2E09C	2E09C	2E09C	2E09C	2E09C	2E09C	2E09C	2E09C	2E09C	2E09C	2E09C	2E09C	2E09C	2E09C	2E09C
06771	6A18C	6A18C	6A20C	6A20C	6A20C	6A21C	6A21C	6A21C	6A21C	6A19C	6A19C	6A19C	6A19C	6A19C	6A19C	6A19C	6A19C	6A19C	6A19C
06780	2A21D	2A21D	2A21D	2A21D	2A21D	2A21D	2A21D	2A21D	2A21D	2A21D	2A21D	2A21D	2A21D	2A21D	2A21D	2A21D	2A21D	2A21D	2A21D
06780	6A18E	6A18E	6A20E	6A20E	6A20E	6A21E	6A21E	6A21E	6A21E	2A21E	2A21E	2A21E	2A21E	2A21E	2A21E				
06790	2A21E	2A21E	2A21E	2A21E	2A21E	2A21E	2A21E	2A21E	2A21E										
06790	6A18F	6A18F	6A20F	6A20F	6A20F	6A21F	6A21F	6A21F	6A21F										
06795																			
06800	2A21F	2A21F	2A21F	2A21F	2A21F	2A21F	2A21F	2A21F	2A21F	2A21F	2A21F	2A21F	2A21F	2A21F	2A21F	2A21F	2A21F	2A21F	2A21F
06800	6A18G	6A18G	6A20G	6A20G	6A20G	6A21G	6A21G	6A21G	6A21G	2A21G	2A21G	2A21G	2A21G	2A21G	2A21G	2A21G	2A21G	2A21G	2A21G
06810	2A21G	2A21G	2A21G	2A21G	2A21G	2A21G	2A21G	2A21G	2A21G	2A21G	2A21G	2A21G	2A21G	2A21G	2A21G	2A21G	2A21G	2A21G	2A21G
06811		1A13B	1A13B	1A13B	1A13B	1A13B	1A13B	1A13B	1A13B	1A13B	1A13B	1A13B	1A13B	1A13B	1A13B	1A13B	1A13B	1A13B	1A13B
06811	2E07A	2E07A	2E09A	2E09A	2E09A	2E09A	2E09A	2E09A	2E09A	2E09A	2E09A	2E09A	2E09A	2E09A	2E09A	2E09A	2E09A	2E09A	2E09A
06811		3A30B	3A30B	3A30B	3A30B	3A30B	3A30B	3A30B	3A30B	3A30B	3A30B	3A30B	3A30B	3A30B	3A30B	3A30B	3A30B	3A30B	3A30B
06811	6A18H	6A18H	6A20H	6A20H	6A20H	6A21H	6A21H	6A21H	6A21H	1A13C	1A13C	1A13C	1A13C	1A13C	1A13C	1A13C	1A13C	1A13C	1A13C
06812		1A13C	1A13C	1A13C	1A13C	1A13C	1A13C	1A13C	1A13C	1A13C	1A13C	1A13C	1A13C	1A13C	1A13C	1A13C	1A13C	1A13C	1A13C
06812	2E07B	2E07B	2E09B	2E09B	2E09B	2E09B	2E09B	2E09B	2E09B	2E09B	2E09B	2E09B	2E09B	2E09B	2E09B	2E09B	2E09B	2E09B	2E09B
06812		3A30C	3A30C	3A30C	3A30C	3A30C	3A30C	3A30C	3A30C	3A30C	3A30C	3A30C	3A30C	3A30C	3A30C	3A30C	3A30C	3A30C	3A30C
06812	6A18I	6A18I	6A20I	6A20I	6A20I	6A21I	6A21I	6A21I	6A21I										
06820	2A21H	2A21H	2A21H	2A21H	2A21H	2A21H	2A21H	2A21H	2A21H	2A21H	2A21H	2A21H	2A21H	2A21H	2A21H	2A21H	2A21H	2A21H	2A21H
06820	6A18J	6A18J	6A20J	6A20J	6A20J	6A21J	6A21J	6A21J	6A21J										
06830	2A21I	2A21I	2A21I	2A21I	2A21I	2A21I	2A21I	2A21I	2A21I	2A21I	2A21I	2A21I	2A21I	2A21I	2A21I	2A21I	2A21I	2A21I	2A21I
06830	6A18K	6A18K	6A20K	6A20K	6A20K	6A21K	6A21K	6A21K	6A21K										
22350	2E07D	2E07D	2E09D	2E09D	2E09D	2E09D	2E09D	2E09D	2E09D	2E09D	2E09D	2E09D	2E09D	2E09D	2E09D	2E09D	2E09D	2E09D	2E09D
23050	6A18D	6A18D	6A20D	6A20D	6A20D	6A21D	6A21D	6A21D	6A21D	6A19D	6A19D	6A19D	6A19D	6A19D	6A19D	6A19D	6A19D	6A19D	6A19D
23060			2E09F	2E09F	2E09F	2E09F	2E09F	2E09F	2E09F	2E09F	2E09F	2E09F	2E09F	2E09F	2E09F	2E09F	2E09F	2E09F	2E09F
23060		6A18M	6A20M	6A20M	6A20M	6A21M	6A21M	6A21M	6A21M	6A19F	6A19F	6A19F	6A19F	6A19F	6A19F	6A19F	6A19F	6A19F	6A19F
24410		2E07E	2E09E	2E09E	2E09E	2E09E	2E09E	2E09E	2E09E	2E09E	2E09E	2E09E	2E09E	2E09E	2E09E	2E09E	2E09E	2E09E	2E09E
24410	6A18L	6A20L	6A20L	6A20L	6A20L	6A21L	6A21L	6A21L	6A21L	6A19E	6A19E	6A19E	6A19E	6A19E	6A19E	6A19E	6A19E	6A19E	6A19E
25820				6A14	6A14	6A15	6A15	6A15	6A15	6A14	6A14	6A14	6A14	6A14	6A14	6A14	6A14	6A14	6A14
30880										4D20	4D20	4D20	4D20	4D20	4D20	4D20	4D20	4D22	4D22
30950										6A19G	6A19G	6A19G	6A19G	6A19G	6A19G	6A19G	6A19G	6A19G	6A19G

A03b: DRUGS. Purchase

23610	6A15P	6A15P	6A17P	6A17P	6A17P	6A18P	6A18P	6A18P		6B03A	6B03A	6B03A	6B03A	6B03A	6B03A	6B03A	6B03A	6B03A	6B03A
29970										6B03B	6B03B	6B03B	6B03B	6B03B	6B03B	6B03B	6B03B	6B03B	6B03B
29980										6B03C	6B03C	6B03C	6B03C	6B03C	6B03C	6B03C	6B03C	6B03C	6B03C
29990										6B03D	6B03D	6B03D	6B03D	6B03D	6B03D	6B03D	6B03D	6B03D	6B03D
30000										6B03E	6B03E	6B03E	6B03E	6B03E	6B03E	6B03E	6B03E	6B03E	6B03E
30010										6B04A	6B04A	6B04A	6B04A	6B04A	6B04A	6B04A	6B04A	6B04A	6B04A
30020										6B04B	6B04B	6B04B	6B04B	6B04B	6B04B	6B04B	6B04B	6B04B	6B04B
30030										6B04C	6B04C	6B04C	6B04C	6B04C	6B04C	6B04C	6B04C	6B04C	6B04C
30040										6B04D	6B04D	6B04D	6B04D	6B04D	6B04D	6B04D	6B04D	6B04D	6B04D
30050																			
30070										6B06	6B06	6B06	6B06	6B06	6B06	6B06	6B06	6B06	6B06
30080										6B06A	6B06A	6B06A	6B06A	6B06A	6B06A	6B06A	6B06A	6B06A	6B06A
30090										6B07	6B07	6B07	6B07	6B07	6B07	6B07	6B07	6B07	6B07
31330																			
31340																			

A04a: DRUGS. Expected future use among all respondents

01710	1B006	1B006	1B006	1B006	1B006	1B006	1B006	1B006	1B006	1B006	1B006	1B006	1B006	1B006	1B006	1B006	1B006	1B006	1B006
01710									6B14	6B14	6B14	6B14	6B14	6B14	6B14	6B14	6B14	6B14	6B14
02030	1B017	1B017	1B017	1B017	1B017	1B017	1B017	1B017	1B017	1B017	1B017	1B017	1B017	1B017	1B017	1B017	1B017	1B017	1B017
02390	1B032	1B032	1B032	1B032	1B032	1B032	1B032	1B032	1B032	1B032	1B032	1B032	1B032	1B032	1B032	1B032	1B032	1B032	1B032
02690	1B041	1B041	1B041	1B041	1B041	1B041	1B041	1B041	1B041	1B041	1B041	1B041	1B041	1B041	1B041	1B041	1B041	1B041	1B041
03250	1B059	1B059	1B059	1B059	1B059	1B059	1B059	1B059	1B059	1B059	1B059	1B059	1B059	1B059	1B059	1B059	1B059	1B059	1B059
03720	1B072	1B063	1B063	1B063	1B063	1B063	1B063	1B063	1B063	1B063	1B063	1B063	1B063	1B063	1B063	1B063	1B063	1B063	1B063
03722																			
04180	1B082	1B073	1B073	1B073	1B073	1B073	1B073	1B073	1B073	1B073	1B073	1B073	1B073	1B073	1B073	1B073	1B073	1B073	1B073
04600	1B091	1B085	1B085	1B085	1B085	1B085	1B085	1B085	1B085	1B085	1B085	1B085	1B085	1B085	1B085	1B085	1B085	1B085	1B085
05010																			
05560	1B103	1B097	1B097	1B097	1B097	1B097	1B097	1B097	1B097	1B097	1B097	1B097	1B097	1B097	1B097	1B097	1B097	1B097	1B097
09010	3D04	3D04	3D04	3D07	3D07	3D07	3D07	3D07	3D07	3D07	3D07	3D07	3D07	3D07	3D07	3D07	3D07	3D06	3D06
23820	6D06A																		
23830	6D06B																		
23840	6D06C																		
23850	6D06D																		
23860	6D06E																		
23870	6D06F																		
23880	6D06G																		
24000	6D14	6D12	6D12	6D12	6D12	6D12	6D12	6D12											

QUESTION INDEX 1976-2007

283

Item Ref. No.	QUESTIONNAIRE LOCATION BY YEAR (FORM, SECTION, AND QUESTION NUMBER)																		
	1989	1990	1991	1992	1993	1994	1995	1996	1997	1998	1999	2000	2001	2002	2003	2004	2005	2006	2007

A04a: DRUGS. Expected future use among all respondents (continued)

24190	6D16	6D16	6D14	6D14	6D14	6D14	6D14	6D14	6D14	6D19	6D19	6D20	6D20	6D17A	6D17A	6D17A	6D17A	6D17A	6D17A
24440		6D06A	6D08A	6D08A	6D08A	6D08A	6D08A	6D08A	6D08A	6D16A	6D16A	6D17A	6D17A	6D17A	6D17A	6D17A	6D17A	6D17A	6D17A
24450		6D06B	6D08B	6D08B	6D08B	6D08B	6D08B	6D08B	6D08B	6D16B	6D16B	6D17B	6D17B	6D17B	6D17B	6D17B	6D17B	6D17B	6D17B
24460		6D06C	6D08C	6D08C	6D08C	6D08C	6D08C	6D08C	6D08C	6D16C	6D16C	6D17C	6D17C	6D17C	6D17C	6D17C	6D17C	6D17C	6D17C
24470		6D06D	6D08D	6D08D	6D08D	6D08D	6D08D	6D08D	6D08D	6D16D	6D16D	6D17D	6D17D	6D17D	6D17D	6D17D	6D17D	6D17D	6D17D
24480		6D06E	6D08E	6D08E	6D08E	6D08E	6D08E	6D08E	6D08E	6D16E	6D16E	6D17E	6D17E	6D17E	6D17E	6D17E	6D17E	6D17E	6D17E
24490		6D06F	6D08F	6D08F	6D08F	6D08F	6D08F	6D08F	6D08F	6D16F	6D16F	6D17F	6D17F	6D17F	6D17F	6D17F	6D17F	6D17F	6D17F
30130										6B15A	6B15A	6B15A	6B15A	6B15A	6B15A	6B15A	6B15A	6B15A	6B15A
30140										6B15B	6B15B	6B15B	6B15B	6B15B	6B15B	6B15B	6B15B	6B15B	6B15B
30150										6B15C	6B15C	6B15C	6B15C	6B15C	6B15C	6B15C	6B15C	6B15C	6B15C
30290										6D03B	6D03B	6D03B	6D03B	6D03B	6D03B	6D03B	6D03B	6D03B	6D03B

A04b: DRUGS. Expected future use among nonusers

30120										6B13	6B13	6B13	6B13	6B13	6B13	6B13	6B13	6B13	6B13
-------	--	--	--	--	--	--	--	--	--	------	------	------	------	------	------	------	------	------	------

A05a: DRUGS. Conditions of use—Alone

01720	1B08A	1B08A	1B08A	1B08A	1B08A	1B08A	1B08A	1B08A	1B08A	1B08A	1B08A	1B08A	1B08A	1B08A	1B08A	1B08A	1B08A	1B08A	1B08A
02100	1B20A	1B20A	1B20A	1B20A	1B20A	1B20A	1B20A	1B20A	1B20A	1B20A	1B20A	1B20A	1B20A	1B20A	1B20A	1B20A	1B20A	1B20A	1B20A
02400	1B34A	1B34A	1B34A	1B34A	1B34A	1B34A	1B34A	1B34A	1B34A	1B34A	1B34A	1B34A	1B34A	1B34A	1B34A	1B34A	1B34A	1B34A	1B34A
02800	1B51A	1B51A	1B51A	1B51A	1B51A	1B51A	1B51A	1B51A	1B51A	1B51A	1B51A	1B51A	1B51A	1B51A	1B51A	1B51A	1B51A	1B51A	1B51A
03290	1B65A																		
03740	1B75A	1B66A	1B66A	1B66A	1B66A	1B66A	1B66A	1B66A	1B66A	1B66A	1B66A	1B66A	1B66A	1B66A	1B66A	1B66A	1B66A	1B66A	1B67A
04190	1B86A	1B77A	1B77A	1B77A	1B77A	1B77A	1B77A	1B77A	1B77A	1B77A	1B77A	1B77A	1B77A	1B77A	1B77A	1B77A	1B77A	1B77A	1B78A
04610																			
05030	1B95A	1B89A	1B89A	1B89A	1B89A	1B89A	1B89A	1B89A	1B89A	1B89A	1B89A	1B89A	1B89A	1B89A	1B89A	1B89A	1B89A	1B89A	1B90A

A05b: DRUGS. Conditions of use—With others

01730	1B08B	1B08B	1B08B	1B08B	1B08B	1B08B	1B08B	1B08B	1B08B	1B08B	1B08B	1B08B	1B08B	1B08B	1B08B	1B08B	1B08B	1B08B	1B08B
01750	1B08D	1B08D	1B08D	1B08D	1B08D	1B08D	1B08D	1B08D	1B08D	1B08D	1B08D	1B08D	1B08D	1B08D	1B08D	1B08D	1B08D	1B08D	1B08D
01760	1B08E	1B08E	1B08E	1B08E	1B08E	1B08E	1B08E	1B08E	1B08E	1B08E	1B08E	1B08E	1B08E	1B08E	1B08E	1B08E	1B08E	1B08E	1B08E
02110	1B20B	1B20B	1B20B	1B20B	1B20B	1B20B	1B20B	1B20B	1B20B	1B20B	1B20B	1B20B	1B20B	1B20B	1B20B	1B20B	1B20B	1B20B	1B20B
02130	1B20D	1B20D	1B20D	1B20D	1B20D	1B20D	1B20D	1B20D	1B20D	1B20D	1B20D	1B20D	1B20D	1B20D	1B20D	1B20D	1B20D	1B20D	1B20D
02140	1B20E	1B20E	1B20E	1B20E	1B20E	1B20E	1B20E	1B20E	1B20E	1B20E	1B20E	1B20E	1B20E	1B20E	1B20E	1B20E	1B20E	1B20E	1B20E
02410	1B34B	1B34B	1B34B	1B34B	1B34B	1B34B	1B34B	1B34B	1B34B	1B34B	1B34B	1B34B	1B34B	1B34B	1B34B	1B34B	1B34B	1B34B	1B34B
02430	1B34D	1B34D	1B34D	1B34D	1B34D	1B34D	1B34D	1B34D	1B34D	1B34D	1B34D	1B34D	1B34D	1B34D	1B34D	1B34D	1B34D	1B34D	1B34D
02440	1B34E	1B34E	1B34E	1B34E	1B34E	1B34E	1B34E	1B34E	1B34E	1B34E	1B34E	1B34E	1B34E	1B34E	1B34E	1B34E	1B34E	1B34E	1B34E
02810	1B51B	1B51B	1B51B	1B51B	1B51B	1B51B	1B51B	1B51B	1B51B	1B51B	1B51B	1B51B	1B51B	1B51B	1B51B	1B51B	1B51B	1B51B	1B51B
02830	1B51D	1B51D	1B51D	1B51D	1B51D	1B51D	1B51D	1B51D	1B51D	1B51D	1B51D	1B51D	1B51D	1B51D	1B51D	1B51D	1B51D	1B51D	1B51D
02840	1B51E	1B51E	1B51E	1B51E	1B51E	1B51E	1B51E	1B51E	1B51E	1B51E	1B51E	1B51E	1B51E	1B51E	1B51E	1B51E	1B51E	1B51E	1B51E
03300	1B65B																		
03320	1B65D																		
03330	1B65E																		
03750	1B75B	1B66B	1B66B	1B66B	1B66B	1B66B	1B66B	1B66B	1B66B	1B66B	1B66B	1B66B	1B66B	1B66B	1B66B	1B66B	1B66B	1B66B	1B67B
03770	1B75D	1B66D	1B66D	1B66D	1B66D	1B66D	1B66D	1B66D	1B66D	1B66D	1B66D	1B66D	1B66D	1B66D	1B66D	1B66D	1B66D	1B66D	1B67D
03780	1B75E	1B66E	1B66E	1B66E	1B66E	1B66E	1B66E	1B66E	1B66E	1B66E	1B66E	1B66E	1B66E	1B66E	1B66E	1B66E	1B66E	1B66E	1B67E
04200	1B86B	1B77B	1B77B	1B77B	1B77B	1B77B	1B77B	1B77B	1B77B	1B77B	1B77B	1B77B	1B77B	1B77B	1B77B	1B77B	1B77B	1B77B	1B78B
04220	1B86D	1B77D	1B77D	1B77D	1B77D	1B77D	1B77D	1B77D	1B77D	1B77D	1B77D	1B77D	1B77D	1B77D	1B77D	1B77D	1B77D	1B77D	1B78D
04230	1B86E	1B77E	1B77E	1B77E	1B77E	1B77E	1B77E	1B77E	1B77E	1B77E	1B77E	1B77E	1B77E	1B77E	1B77E	1B77E	1B77E	1B77E	1B78E
04620																			
04640																			
04650																			
05040	1B95B	1B89B	1B89B	1B89B	1B89B	1B89B	1B89B	1B89B	1B89B	1B89B	1B89B	1B89B	1B89B	1B89B	1B89B	1B89B	1B89B	1B89B	1B90B
05060	1B95D	1B89D	1B89D	1B89D	1B89D	1B89D	1B89D	1B89D	1B89D	1B89D	1B89D	1B89D	1B89D	1B89D	1B89D	1B89D	1B89D	1B89D	1B90D
05070	1B95E	1B89E	1B89E	1B89E	1B89E	1B89E	1B89E	1B89E	1B89E	1B89E	1B89E	1B89E	1B89E	1B89E	1B89E	1B89E	1B89E	1B89E	1B90E

A05c: DRUGS. Settings of use (at school, at home, etc.)

01740	1B08C	1B08C	1B08C	1B08C	1B08C	1B08C	1B08C	1B08C	1B08C	1B08C	1B08C	1B08C	1B08C	1B08C	1B08C	1B08C	1B08C	1B08C	1B08C
01770	1B08F	1B08F	1B08F	1B08F	1B08F	1B08F	1B08F	1B08F	1B08F	1B08F	1B08F	1B08F	1B08F	1B08F	1B08F	1B08F	1B08F	1B08F	1B08F
01780	1B08G	1B08G	1B08G	1B08G	1B08G	1B08G	1B08G	1B08G	1B08G	1B08G	1B08G	1B08G	1B08G	1B08G	1B08G	1B08G	1B08G	1B08G	1B08G
01790	1B08H	1B08H	1B08H	1B08H	1B08H	1B08H	1B08H	1B08H	1B08H	1B08H	1B08H	1B08H	1B08H	1B08H	1B08H	1B08H	1B08H	1B08H	1B08H
01810	1B08I	1B08I	1B08I	1B08I	1B08I	1B08I	1B08I	1B08I	1B08I	1B08I	1B08I	1B08I	1B08I	1B08I	1B08I	1B08I	1B08I	1B08I	1B08I
02120	1B20C	1B20C	1B20C	1B20C	1B20C	1B20C	1B20C	1B20C	1B20C	1B20C	1B20C	1B20C	1B20C	1B20C	1B20C	1B20C	1B20C	1B20C	1B20C
02150	1B20F	1B20F	1B20F	1B20F	1B20F	1B20F	1B20F	1B20F	1B20F	1B20F	1B20F	1B20F	1B20F	1B20F	1B20F	1B20F	1B20F	1B20F	1B20F
02160	1B20G	1B20G	1B20G	1B20G	1B20G	1B20G	1B20G	1B20G	1B20G	1B20G	1B20G	1B20G	1B20G	1B20G	1B20G	1B20G	1B20G	1B20G	1B20G
02170	1B20H	1B20H	1B20H	1B20H	1B20H	1B20H	1B20H	1B20H	1B20H	1B20H	1B20H	1B20H	1B20H	1B20H	1B20H	1B20H	1B20H	1B20H	1B20H
02190	1B20I	1B20I	1B20I	1B20I	1B20I	1B20I	1B20I	1B20I	1B20I	1B20I	1B20I	1B20I	1B20I	1B20I	1B20I	1B20I	1B20I	1B20I	1B20I
02420	1B34C	1B34C	1B34C	1B34C	1B34C	1B34C	1B34C	1B34C	1B34C	1B34C	1B34C	1B34C	1B34C	1B34C	1B34C	1B34C	1B34C	1B34C	1B34C
02450	1B34F	1B34F	1B34F	1B34F	1B34F	1B34F	1B34F	1B34F	1B34F	1B34F	1B34F	1B34F	1B34F	1B34F	1B34F	1B34F	1B34F	1B34F	1B34F
02460	1B34G	1B34G	1B34G	1B34G	1B34G	1B34G	1B34G	1B34G	1B34G	1B34G	1B34G	1B34G	1B34G	1B34G	1B34G	1B34G	1B34G	1B34G	1B34G
02470	1B34H	1B34H	1B34H	1B34H	1B34H	1B34H	1B34H	1B34H	1B34H	1B34H	1B34H	1B34H	1B34H	1B34H	1B34H	1B34H	1B34H	1B34H	1B34H
02490	1B34I	1B34I	1B34I	1B34I	1B34I	1B34I	1B34I	1B34I	1B34I	1B34I	1B34I	1B34I	1B34I	1B34I	1B34I	1B34I	1B34I	1B34I	1B34I
02820	1B51C	1B51C	1B51C	1B51C	1B51C	1B51C	1B51C	1B51C	1B51C	1B51C	1B51C	1B51C	1B51C	1B51C	1B51C	1B51C	1B51C	1B51C	1B51C
02850	1B51F	1B51F	1B51F	1B51F	1B51F	1B51F	1B51F	1B51F	1B51F	1B51F	1B51F	1B51F	1B51F	1B51F	1B51F	1B51F	1B51F	1B51F	1B51F
02860	1B51G	1B51G	1B51G	1B51G	1B51G	1B51G	1B51G	1B51G	1B51G	1B51G	1B51G	1B51G	1B51G	1B51G	1B51G	1B51G	1B51G	1B51G	1B51G
02880	1B51H	1B51H	1B51H	1B51H	1B51H	1B51H	1B51H	1B51H	1B51H	1B51H	1B51H	1B51H	1B51H	1B51H	1B51H	1B51H	1B51H	1B51H	1B51H
02890	1B51I	1B51I	1B51I	1B51I	1B51I	1B51I	1B51I	1B51I	1B51I	1B51I	1B51I	1B51I	1B51I	1B51I	1B51I	1B51I	1B51I	1B51I	1B51I
03310	1B65C																		
03340	1B65F																		
03350	1B65G																		
03360	1B65H																		
03380	1B65I																		

A05c: DRUGS. Settings of use (at school, at home, etc.) (continued)

A05d: DRUGS. Mode of drug administration

A06a: DRUGS. Reasons for use

[illegible]

285

A05c: DRUGS. Settings of use (at school, at home, etc.) (continued)

A05d: DRUGS. Mode of drug administration

A06a: DRUGS, Reasons for use[illegible]

02240	61	MJ SEEK INSIGHT	1B22D	1B22D	1B22D	1B22D	1B22D	1B22D	1B22D	1B22D	1B22D	1B22D	1B22D	1B22D	1B22D
02250	61	MJ GD TM FRNDS	1B22E	1B22E	1B22E	1B22E	1B22E	1B22E	1B22E	1B22E	1B22E	1B22E	1B22E	1B22E	1B22E
02260	61	MJ FIT IN GRP	1B22F	1B22F	1B22F	1B22F	1B22F	1B22F	1B22F	1B22F	1B22F	1B22F	1B22F	1B22F	1B22F
02270	61	MJ GET AWY PRB	1B22G	1B22G	1B22G	1B22G	1B22G	1B22G	1B22G	1B22G	1B22G	1B22G	1B22G	1B22G	1B22G
02280	61	MJ BOREDOM	1B22H	1B22H	1B22H	1B22H	1B22H	1B22H	1B22H	1B22H	1B22H	1B22H	1B22H	1B22H	1B22H
02290	61	MJ ANGR&FRSTRN	1B22I	1B22I	1B22I	1B22I	1B22I	1B22I	1B22I	1B22I	1B22I	1B22I	1B22I	1B22I	1B22I
02300	61	MJ GET THRU DAY	1B22J	1B22J	1B22J	1B22J	1B22J	1B22J	1B22J	1B22J	1B22J	1B22J	1B22J	1B22J	1B22J
02310	61	MJ INCRS EF DRG	1B22K	1B22K	1B22K	1B22K	1B22K	1B22K	1B22K	1B22K	1B22K	1B22K	1B22K	1B22K	1B22K
02320	61	MJ DCRS EF DRG	1B22L	1B22L	1B22L	1B22L	1B22L	1B22L	1B22L	1B22L	1B22L	1B22L	1B22L	1B22L	1B22L
02330	61	MJ I AM HOOKED	1B22M	1B22M	1B22M	1B22M	1B22M	1B22M	1B22M	1B22M	1B22M	1B22M	1B22M	1B22M	1B22M
02520	65	LSD EXPERIMENT	1B32A	1B32A	1B32A	1B32A	1B32A	1B32A	1B36A	1B36A	1B36A	1B36A	1B36A	1B36A	1B36A
02530	65	LSD RELAX	1B32B	1B32B	1B32B	1B32B	1B32B	1B32B	1B36B	1B36B	1B36B	1B36B	1B36B	1B36B	1B36B
02540	65	LSD GET HIGH	1B32C	1B32C	1B32C	1B32C	1B32C	1B32C	1B36C	1B36C	1B36C	1B36C	1B36C	1B36C	1B36C
02550	65	LSD SEEK INSGHT	1B32D	1B32D	1B32D	1B32D	1B32D	1B32D	1B36D	1B36D	1B36D	1B36D	1B36D	1B36D	1B36D
02560	65	LSD GD TM FRNDS	1B32E	1B32E	1B32E	1B32E	1B32E	1B32E	1B36E	1B36E	1B36E	1B36E	1B36E	1B36E	1B36E
02570	65	LSD FIT IN GRP	1B32F	1B32F	1B32F	1B32F	1B32F	1B32F	1B36F	1B36F	1B36F	1B36F	1B36F	1B36F	1B36F
02580	65	LSD GT AWY PRB	1B32G	1B32G	1B32G	1B32G	1B32G	1B32G	1B36G	1B36G	1B36G	1B36G	1B36G	1B36G	1B36G
02590	65	LSD BOREDOM	1B32H	1B32H	1B32H	1B32H	1B32H	1B32H	1B36H	1B36H	1B36H	1B36H	1B36H	1B36H	1B36H
02600	65	LSD ANGR&FRSTRN	1B32I	1B32I	1B32I	1B32I	1B32I	1B32I	1B36I	1B36I	1B36I	1B36I	1B36I	1B36I	1B36I
02610	65	LSD GT THRU DAY	1B32J	1B32J	1B32J	1B32J	1B32J	1B32J	1B36J	1B36J	1B36J	1B36J	1B36J	1B36J	1B36J
02620	65	LSD INCRS EF DR	1B32K	1B32K	1B32K	1B32K	1B32K	1B32K	1B36K	1B36K	1B36K	1B36K	1B36K	1B36K	1B36K
02630	65	LSD DCRS EF DRG	1B32L	1B32L	1B32L	1B32L	1B32L	1B32L	1B36L	1B36L	1B36L	1B36L	1B36L	1B36L	1B36L
02640	65	LSD I AM HOOKED	1B32M	1B32M	1B32M	1B32M	1B32M	1B32M	1B36M	1B36M	1B36M	1B36M	1B36M	1B36M	1B36M
02940	71	AMPH EXPERIMENT	1B46A	1B46A	1B46A	1B46A	1B46A	1B46A	1B53A	1B53A	1B53A	1B53A	1B53A	1B53A	1B53A
02950	71	AMPH RELAX	1B46B	1B46B	1B46B	1B46B	1B46B	1B46B	1B53B	1B53B	1B53B	1B53B	1B53B	1B53B	1B53B
02960	71	AMPH GET HIGH	1B46C	1B46C	1B46C	1B46C	1B46C	1B46C	1B53C	1B53C	1B53C	1B53C	1B53C	1B53C	1B53C
02970	71	AMPH SK INSIGHT	1B46D	1B46D	1B46D	1B46D	1B46D	1B46D	1B53D	1B53D	1B53D	1B53D	1B53D	1B53D	1B53D
02980	71	AMPH GD TM FRND	1B46E	1B46E	1B46E	1B46E	1B46E	1B46E	1B53E	1B53E	1B53E	1B53E	1B53E	1B53E	1B53E
02990	71	AMPH FIT IN GRP	1B46F	1B46F	1B46F	1B46F	1B46F	1B46F	1B53F	1B53F	1B53F	1B53F	1B53F	1B53F	1B53F
03000	71	AMPH GT AWY PRB	1B46G	1B46G	1B46G	1B46G	1B46G	1B46G	1B53G	1B53G	1B53G	1B53G	1B53G	1B53G	1B53G
03010	71	AMPH BOREDOM	1B46H	1B46H	1B46H	1B46H	1B46H	1B46H	1B53H	1B53H	1B53H	1B53H	1B53H	1B53H	1B53H
03020	71	AMPH ANGR&FRSTN	1B46I	1B46I	1B46I	1B46I	1B46I	1B46I	1B53I	1B53I	1B53I	1B53I	1B53I	1B53I	1B53I
03030	71	AMPH GT THRU DA	1B46J	1B46J	1B46J	1B46J	1B46J	1B46J	1B53J	1B53J	1B53J	1B53J	1B53J	1B53J	1B53J
03040	71	AMPH INCR EF DR	1B46K	1B46K	1B46K	1B46K	1B46K	1B46K	1B53K	1B53K	1B53K	1B53K	1B53K	1B53K	1B53K
03050	71	AMPH DCRS EF DR	1B46L	1B46L	1B46L	1B46L	1B46L	1B46L	1B53L	1B53L	1B53L	1B53L	1B53L	1B53L	1B53L
03060	71	AMPH STAY AWAKE	1B46M	1B46M	1B46M	1B46M	1B46M	1B46M	1B53M	1B53M	1B53M	1B53M	1B53M	1B53M	1B53M
03070	71	AMPH GETS-ENERGY	1B46N	1B46N	1B46N	1B46N	1B46N	1B46N	1B53N	1B53N	1B53N	1B53N	1B53N	1B53N	1B53N
03080	71	AMPH LOSE WGHT	1B46O	1B46O	1B46O	1B46O	1B46O	1B46O	1B53O	1B53O	1B53O	1B53O	1B53O	1B53O	1B53O
03090	71	AMPH I AM HOOKD	1B46P	1B46P	1B46P	1B46P	1B46P	1B46P	1B53P	1B53P	1B53P	1B53P	1B53P	1B53P	1B53P
03450		BARB EXPERIMENT	1B60A	1B60A	1B60A	1B60A	1B60A	1B60A	1B67A	1B67A	1B67A	1B67A	1B67A	1B67A	1B67A
03460		BARB RELAX	1B60B	1B60B	1B60B	1B60B	1B60B	1B60B	1B67B	1B67B	1B67B	1B67B	1B67B	1B67B	1B67B
03470		BARB GET HIGH	1B60C	1B60C	1B60C	1B60C	1B60C	1B60C	1B67C	1B67C	1B67C	1B67C	1B67C	1B67C	1B67C
03480		BARB SK INSIGHT	1B60D	1B60D	1B60D	1B60D	1B60D	1B60D	1B67D	1B67D	1B67D	1B67D	1B67D	1B67D	1B67D
03490		BARB GD TM FRND	1B60E	1B60E	1B60E	1B60E	1B60E	1B60E	1B67E	1B67E	1B67E	1B67E	1B67E	1B67E	1B67E
03500		BARB FIT IN GRP	1B60F	1B60F	1B60F	1B60F	1B60F	1B60F	1B67F	1B67F	1B67F	1B67F	1B67F	1B67F	1B67F
03510		BARB GT AWY PRB	1B60G	1B60G	1B60G	1B60G	1B60G	1B60G	1B67G	1B67G	1B67G	1B67G	1B67G	1B67G	1B67G
03520		BARB BOREDOM	1B60H	1B60H	1B60H	1B60H	1B60H	1B60H	1B67H	1B67H	1B67H	1B67H	1B67H	1B67H	1B67H
03530		BARB ANGR&FRSTN	1B60I	1B60I	1B60I	1B60I	1B60I	1B60I	1B67I	1B67I	1B67I	1B67I	1B67I	1B67I	1B67I
03540		BARB GT THRU DA	1B60J	1B60J	1B60J	1B60J	1B60J	1B60J	1B67J	1B67J	1B67J	1B67J	1B67J	1B67J	1B67J
03550		BARB INCR EF DR	1B60K	1B60K	1B60K	1B60K	1B60K	1B60K	1B67K	1B67K	1B67K	1B67K	1B67K	1B67K	1B67K
03560		BARB DCRS EF DR	1B60L	1B60L	1B60L	1B60L	1B60L	1B60L	1B67L	1B67L	1B67L	1B67L	1B67L	1B67L	1B67L
03570		BARB GET SLEEP	1B60M	1B60M	1B60M	1B60M	1B60M	1B60M	1B67M	1B67M	1B67M	1B67M	1B67M	1B67M	1B67M
03575		BARB RLV PHYS P			1B60N	1B60N	1B60N	1B60N	1B67N	1B67N	1B67N	1B67N	1B67N	1B67N	1B67N
03580		BARB I AM HOOKD	1B60N	1B60N	1B60O	1B60O	1B60O	1B60O	1B67O	1B67O	1B67O	1B67O	1B67O	1B67O	1B67O
03910	77	TRNQ EXPERIMENT	1B70A	1B70A	1B70A	1B70A	1B70A	1B70A	1B77A	1B77A	1B77A	1B77A	1B77A	1B77A	1B77A
03920	77	TRNQ RELAX	1B70B	1B70B	1B70B	1B70B	1B70B	1B70B	1B77B	1B77B	1B77B	1B77B	1B77B	1B77B	1B77B
03930	77	TRNQ GET HIGH	1B70C	1B70C	1B70C	1B70C	1B70C	1B70C	1B77C	1B77C	1B77C	1B77C	1B77C	1B77C	1B77C
03940	77	TRNQ SK INSIGHT	1B70D	1B70D	1B70D	1B70D	1B70D	1B70D	1B77D	1B77D	1B77D	1B77D	1B77D	1B77D	1B77D
03950	77	TRNQ GD TM FRND	1B70E	1B70E	1B70E	1B70E	1B70E	1B70E	1B77E	1B77E	1B77E	1B77E	1B77E	1B77E	1B77E
03960	77	TRNQ FIT IN GRP	1B70F	1B70F	1B70F	1B70F	1B70F	1B70F	1B77F	1B77F	1B77F	1B77F	1B77F	1B77F	1B77F
03970	77	TRNQ GT AWY PRB	1B70G	1B70G	1B70G	1B70G	1B70G	1B70G	1B77G	1B77G	1B77G	1B77G	1B77G	1B77G	1B77G
03980	77	TRNQ BOREDOM	1B70H	1B70H	1B70H	1B70H	1B70H	1B70H	1B77H	1B77H	1B77H	1B77H	1B77H	1B77H	1B77H
03990	77	TRNQ ANGR&FRSTN	1B70I	1B70I	1B70I	1B70I	1B70I	1B70I	1B77I	1B77I	1B77I	1B77I	1B77I	1B77I	1B77I
04000	77	TRNQ GT THRU DA	1B70J	1B70J	1B70J	1B70J	1B70J	1B70J	1B77J	1B77J	1B77J	1B77J	1B77J	1B77J	1B77J
04010	77	TRNQ INCR EF DR	1B70K	1B70K	1B70K	1B70K	1B70K	1B70K	1B77K	1B77K	1B77K	1B77K	1B77K	1B77K	1B77K
04020	77	TRNQ DCRS EF DR	1B70L	1B70L	1B70L	1B70L	1B70L	1B70L	1B77L	1B77L	1B77L	1B77L	1B77L	1B77L	1B77L
04030	77	TRNQ GET SLEEP	1B70M	1B70M	1B70M	1B70M	1B70M	1B70M	1B77M	1B77M	1B77M	1B77M	1B77M	1B77M	1B77M
04035	77	TRNQ RLV PHYS P			1B70N	1B70N	1B70N	1B70N	1B77N	1B77N	1B77N	1B77N	1B77N	1B77N	1B77N
04040	77	TRNQ I AM HOOKD	1B70N	1B70N	1B70O	1B70O	1B70O	1B70O	1B77O	1B77O	1B77O	1B77O	1B77O	1B77O	1B77O
04370	82	COKE EXPERIMENT	1B79A	1B79A	1B79A	1B79A	1B79A	1B79A	1B86A	1B86A	1B86A	1B86A	1B86A	1B86A	1B86A
04380	82	COKE RELAX	1B79B	1B79B	1B79B	1B79B	1B79B	1B79B	1B86B	1B86B	1B86B	1B86B	1B86B	1B86B	1B86B
04390	82	COKE GET HIGH	1B79C	1B79C	1B79C	1B79C	1B79C	1B79C	1B86C	1B86C	1B86C	1B86C	1B86C	1B86C	1B86C
04400	82	COKE SK INSIGHT	1B79D	1B79D	1B79D	1B79D	1B79D	1B79D	1B86D	1B86D	1B86D	1B86D	1B86D	1B86D	1B86D
04410	82	COKE GD TM FRND	1B79E	1B79E	1B79E	1B79E	1B79E	1B79E	1B86E	1B86E	1B86E	1B86E	1B86E	1B86E	1B86E
04420	82	COKE FIT IN GRP	1B79F	1B79F	1B79F	1B79F	1B79F	1B79F	1B86F	1B86F	1B86F	1B86F	1B86F	1B86F	1B86F
04430	82	COKE GT AWY PRB	1B79G	1B79G	1B79G	1B79G	1B79G	1B79G	1B86G	1B86G	1B86G	1B86G	1B86G	1B86G	1B86G
04440	82	COKE BOREDOM	1B79H	1B79H	1B79H	1B79H	1B79H	1B79H	1B86H	1B86H	1B86H	1B86H	1B86H	1B86H	1B86H


QUESTION INDEX 1976-2007

287

[illegible]

A06a: DRUGS. Reasons for use (continued)

[illegible]



Item Ref. No.	Page Loc. in Vol.	ITEM DESCRIPTION (ABBREVIATED)	QUESTIONNAIRE LOCATION BY YEAR (FORM, SECTION, AND QUESTION NUMBER)													
			1976	1977	1978	1979	1980	1981	1982	1983	1984	1985	1986	1987	1988	

A06a: DRUGS. Reasons for use (continued)

04800		HERIN EXPERIMENT	1B88A	1B88A	1B88A	1B88A	1B88A	1B88A							
04810		HERIN RELAX	1B88B	1B88B	1B88B	1B88B	1B88B	1B88B							
04820		HERIN GET HIGH	1B88C	1B88C	1B88C	1B88C	1B88C	1B88C							
04830		HERIN SK INSIGT	1B88D	1B88D	1B88D	1B88D	1B88D	1B88D							
04840		HERIN GD TM FRN	1B88E	1B88E	1B88E	1B88E	1B88E	1B88E							
04850		HERIN FT IN GRP	1B88F	1B88F	1B88F	1B88F	1B88F	1B88F							
04860		HERIN GT AWY PB	1B88G	1B88G	1B88G	1B88G	1B88G	1B88G							
04870		HERIN BORED OM	1B88H	1B88H	1B88H	1B88H	1B88H	1B88H							
04880		HERIN ANGR&FRST	1B88I	1B88I	1B88I	1B88I	1B88I	1B88I							
04890		HERIN GT THR DA	1B88J	1B88J	1B88J	1B88J	1B88J	1B88J							
04900		HERIN INC EF DG	1B88K	1B88K	1B88K	1B88K	1B88K	1B88K							
04910		HERIN DEC EF DG	1B88L	1B88L	1B88L	1B88L	1B88L	1B88L							
04920		HERIN I AM HOOK	1B88M	1B88M	1B88M	1B88M	1B88M	1B88M							
05230	86	NARC EXPERIMENT	1B98A	1B98A	1B98A	1B98A	1B98A	1B98A	1B97A	1B97A	1B97A	1B97A	1B97A	1B97A	1B97A
05240	86	NARC RELAX	1B98B	1B98B	1B98B	1B98B	1B98B	1B98B	1B97B	1B97B	1B97B	1B97B	1B97B	1B97B	1B97B
05250	86	NARC GET HIGH	1B98C	1B98C	1B98C	1B98C	1B98C	1B98C	1B97C	1B97C	1B97C	1B97C	1B97C	1B97C	1B97C
05260	86	NARC SK INSIGTS	1B98D	1B98D	1B98D	1B98D	1B98D	1B98D	1B97D	1B97D	1B97D	1B97D	1B97D	1B97D	1B97D
05270	86	NARC GD TM FRND	1B98E	1B98E	1B98E	1B98E	1B98E	1B98E	1B97E	1B97E	1B97E	1B97E	1B97E	1B97E	1B97E
05280	86	NARC FIT IN GRP	1B98F	1B98F	1B98F	1B98F	1B98F	1B98F	1B97F	1B97F	1B97F	1B97F	1B97F	1B97F	1B97F
05290	86	NARC GT AWY PBM	1B98G	1B98G	1B98G	1B98G	1B98G	1B98G	1B97G	1B97G	1B97G	1B97G	1B97G	1B97G	1B97G
05300	86	NARC BORED OM	1B98H	1B98H	1B98H	1B98H	1B98H	1B98H	1B97H	1B97H	1B97H	1B97H	1B97H	1B97H	1B97H
05310	86	NARC ANGR&FRSTN	1B98I	1B98I	1B98I	1B98I	1B98I	1B98I	1B97I	1B97I	1B97I	1B97I	1B97I	1B97I	1B97I
05320	86	NARC GT THRU DA	1B98J	1B98J	1B98J	1B98J	1B98J	1B98J	1B97J	1B97J	1B97J	1B97J	1B97J	1B97J	1B97J
05330	86	NARC INC EF DG	1B98K	1B98K	1B98K	1B98K	1B98K	1B98K	1B97K	1B97K	1B97K	1B97K	1B97K	1B97K	1B97K
05340	86	NARC DEC EF DG	1B98L	1B98L	1B98L	1B98L	1B98L	1B98L	1B97L	1B97L	1B97L	1B97L	1B97L	1B97L	1B97L
05350	86	NARC GET SLEEP	1B98M	1B98M	1B98M	1B98M	1B98M	1B98M	1B97M	1B97M	1B97M	1B97M	1B97M	1B97M	1B97M
05360	86	NARC SBST HERIN	1B98N	1B98N	1B98N	1B98N	1B98N	1B98N	1B97N	1B97N	1B97N	1B97N	1B97N	1B97N	1B97N
05363	86	NARC RLV PHYS P			1B98O	1B98O	1B98O	1B98O	1B97O	1B97O	1B97O	1B97O	1B97O	1B97O	1B97O
05366	86	NARC RLV COUGHN			1B98P	1B98P	1B98P	1B98P	1B97P	1B97P	1B97P	1B97P	1B97P	1B97P	1B97P
05370	86	NARC I AM HOOKD	1B98O	1B98O	1B98Q	1B98Q	1B98Q	1B98Q	1B97Q	1B97Q	1B97Q	1B97Q	1B97Q	1B97Q	1B97Q
23740		STRDS-RECOVR INJ													
23750		STRDS-PREVT INJ													
23760		STRDS-IMP PERFRM													
23770		STRDS-IMP APPEAR													
23780		STRDS-OTHER RSNS													
30110	234	START SMK LOSEWT													

A06b: DRUGS. Reasons for abstinence from, or stopping drug use

09020	152	CNCRN PSYCH DAMG	3D04A	3D04A*	3D04A	3D04A	3D04A	3D04A	3D04A	3D04A	3D04A	3D04A	3D04A	3D04A	3D04A
09030	152	CNCRN PHYSCL DMG	3D04B	3D04B*	3D04B	3D04B	3D04B	3D04B	3D04B	3D04B	3D04B	3D04B	3D04B	3D04B	3D04B
09040	152	CNCRN GT ARRESTD	3D04C	3D04C*	3D04C	3D04C	3D04C	3D04C	3D04C	3D04C	3D04C	3D04C	3D04C	3D04C	3D04C
09050	152	CNCRN BECOM ADCT	3D04D	3D04D*	3D04D	3D04D	3D04D	3D04D	3D04D	3D04D	3D04D	3D04D	3D04D	3D04D	3D04D
09060	152	AGST MY BELIEFS	3D04E	3D04E*	3D04E	3D04E	3D04E	3D04E	3D04E	3D04E	3D04E	3D04E	3D04E	3D04E	3D04E
09070	152	CNCRN LEGY&AMBTN	3D04F	3D04F*	3D04F	3D04F	3D04F	3D04F	3D04F	3D04F	3D04F	3D04F	3D04F	3D04F	3D04F
09080	152	CNCRN LOSS CNTRL	3D04G	3D04G*	3D04G	3D04G	3D04G	3D04G	3D04G	3D04G	3D04G	3D04G	3D04G	3D04G	3D04G
09090	152	MJ ->STRNGR DRGS	3D04H	3D04H*	3D04H	3D04H	3D04H	3D04H	3D04H	3D04H	3D04H	3D04H	3D04H	3D04H	3D04H
09100	152	MJ NOT ENJOYABLE	3D04I	3D04I*	3D04I	3D04I	3D04I	3D04I	3D04I	3D04I	3D04I	3D04I	3D04I	3D04I	3D04I
09110	152	PRNTS DISAPPROVE	3D04J	3D04J*	3D04J	3D04J	3D04J	3D04J	3D04J	3D04J	3D04J	3D04J	3D04J	3D04J	3D04J
09120	152	HS/WF DISAPPROVE	3D04K	3D04K*	3D04K	3D04K	3D04K	3D04K	3D04K	3D04K	3D04K	3D04K	3D04K	3D04K	3D04K
09130	152	DONT LIKE USERS	3D04L	3D04L*	3D04L	3D04L	3D04L	3D04L	3D04L	3D04L	3D04L	3D04L	3D04L	3D04L	3D04L
09140	152	FRNDS DNT USE IT	3D04M	3D04M*	3D04M	3D04M	3D04M	3D04M	3D04M	3D04M	3D04M	3D04M	3D04M	3D04M	3D04M
09150	152	PSSBLY BAD TRIP	3D04N	3D04N*	3D04N	3D04N	3D04N	3D04N	3D04N	3D04N	3D04N	3D04N	3D04N	3D04N	3D04N
09160	152	TOO EXPENSIVE		3D04O	3D04O	3D04O	3D04O	3D04O	3D04O	3D04O	3D04O	3D04O	3D04O	3D04O	3D04O
09170	152	NOT AVAILABLE		3D04P	3D04P	3D04P	3D04P	3D04P	3D04P	3D04P	3D04P	3D04P	3D04P	3D04P	3D04P
09180	152	NOT WNT GET HIGH		3D04Q	3D04Q	3D04Q	3D04Q	3D04Q	3D04Q	3D04Q	3D04Q	3D04Q	3D04Q	3D04Q	3D04Q
24010		CRK CRN PSYC DMG													
24020		CRK CRN PHYS DMG													
24030		CRK CRN GT ARSTD													
24040		CRK CRN ADDICTN													
24050		CRK AGST BELIEFS													
24060		CRK CRN LEGY&AMB													
24070		CRK CRN LSS CNL													
24080		CRK->STRNGR DRGS													
24090		CRK NT ENJOYABLE													
24100		CRK PRNTS DISAPR													
24110		CRK HS/WF DISAPR													
24120		CRK DISLIKE USRS													
24130		CRK FRNDS DT USE													
24140		CRK TOO EXPENSIV													
24150		CRK NOT AVAILBLE													
24160		CRK NT WNT GT HI													
24170		CRK DEALRS DNGRS													
24180		CRK SUPRT CRMNLS													
24200		PWD CRN PSYC DMG													
24210		PWD CRN PHYS DMG													
24220		PWD CRN GT ARSTD													
24230		PWD CRN ADDICTN													
24240		PWD AGST BELIEFS													
24250		PWD CRN LEGY&AMB													
24260		PWD CRN LSS CNL													
24270		PWD->STRNGR DRGS													
24280		PWD NT ENJOYABLE													
24290		PWD PRNTS DISAPR													

*item text changed from previous year

Item Ref. No.	QUESTIONNAIRE LOCATION BY YEAR (FORM, SECTION, AND QUESTION NUMBER)																		
	1989	1990	1991	1992	1993	1994	1995	1996	1997	1998	1999	2000	2001	2002	2003	2004	2005	2006	2007

A06a: DRUGS. Reasons for use (continued)

04800																			
04810																			
04820																			
04830																			
04840																			
04850																			
04860																			
04870																			
04880																			
04890																			
04900																			
04910																			
04920																			
05230	1B97A	1B91A	1B91A	1B91A	1B91A	1B91A	1B91A	1B91A	1B91A	1B91A	1B91A	1B91A	1B91A	1B91A	1B91A	1B91A	1B91A	1B91A	1B92A
05240	1B97B	1B91B	1B91B	1B91B	1B91B	1B91B	1B91B	1B91B	1B91B	1B91B	1B91B	1B91B	1B91B	1B91B	1B91B	1B91B	1B91B	1B91B	1B92B
05250	1B97C	1B91C	1B91C	1B91C	1B91C	1B91C	1B91C	1B91C	1B91C	1B91C	1B91C	1B91C	1B91C	1B91C	1B91C	1B91C	1B91C	1B91C	1B92C
05260	1B97D	1B91D	1B91D	1B91D	1B91D	1B91D	1B91D	1B91D	1B91D	1B91D	1B91D	1B91D	1B91D	1B91D	1B91D	1B91D	1B91D	1B91D	1B92D
05270	1B97E	1B91E	1B91E	1B91E	1B91E	1B91E	1B91E	1B91E	1B91E	1B91E	1B91E	1B91E	1B91E	1B91E	1B91E	1B91E	1B91E	1B91E	1B92E
05280	1B97F	1B91F	1B91F	1B91F	1B91F	1B91F	1B91F	1B91F	1B91F	1B91F	1B91F	1B91F	1B91F	1B91F	1B91F	1B91F	1B91F	1B91F	1B92F
05290	1B97G	1B91G	1B91G	1B91G	1B91G	1B91G	1B91G	1B91G	1B91G	1B91G	1B91G	1B91G	1B91G	1B91G	1B91G	1B91G	1B91G	1B91G	1B92G
05300	1B97H	1B91H	1B91H	1B91H	1B91H	1B91H	1B91H	1B91H	1B91H	1B91H	1B91H	1B91H	1B91H	1B91H	1B91H	1B91H	1B91H	1B91H	1B92H
05310	1B97I	1B91I	1B91I	1B91I	1B91I	1B91I	1B91I	1B91I	1B91I	1B91I	1B91I	1B91I	1B91I	1B91I	1B91I	1B91I	1B91I	1B91I	1B92I
05320	1B97J	1B91J	1B91J	1B91J	1B91J	1B91J	1B91J	1B91J	1B91J	1B91J	1B91J	1B91J	1B91J	1B91J	1B91J	1B91J	1B91J	1B91J	1B92J
05330	1B97K	1B91K	1B91K	1B91K	1B91K	1B91K	1B91K	1B91K	1B91K	1B91K	1B91K	1B91K	1B91K	1B91K	1B91K	1B91K	1B91K	1B91K	1B92K
05340	1B97L	1B91L	1B91L	1B91L	1B91L	1B91L	1B91L	1B91L	1B91L	1B91L	1B91L	1B91L	1B91L	1B91L	1B91L	1B91L	1B91L	1B91L	1B92L
05350	1B97M	1B91M	1B91M	1B91M	1B91M	1B91M	1B91M	1B91M	1B91M	1B91M	1B91M	1B91M	1B91M	1B91M	1B91M	1B91M	1B91M	1B91M	1B92M
05360	1B97N	1B91N	1B91N	1B91N	1B91N	1B91N	1B91N	1B91N	1B91N	1B91N	1B91N	1B91N	1B91N	1B91N	1B91N	1B91N	1B91N	1B91N	1B92N
05363	1B97O	1B91O	1B91O	1B91O	1B91O	1B91O	1B91O	1B91O	1B91O	1B91O	1B91O	1B91O	1B91O	1B91O	1B91O	1B91O	1B91O	1B91O	1B92O
05366	1B97P	1B91P	1B91P	1B91P	1B91P	1B91P	1B91P	1B91P	1B91P	1B91P	1B91P	1B91P	1B91P	1B91P	1B91P	1B91P	1B91P	1B91P	1B92P
05370	1B97Q	1B91Q	1B91Q	1B91Q	1B91Q	1B91Q	1B91Q	1B91Q	1B91Q	1B91Q	1B91Q	1B91Q	1B91Q	1B91Q	1B91Q	1B91Q	1B91Q	1B91Q	1B92Q
23740	6D03A	6D03A	6D04A	6D04A	6D04A	6D04A	6D04A	6D04A	6D04A	6D11A	6D11A								
23750	6D03B	6D03B	6D04B	6D04B	6D04B	6D04B	6D04B	6D04B	6D04B	6D11B	6D11B								
23760	6D03C	6D03C	6D04C	6D04C	6D04C	6D04C	6D04C	6D04C	6D04C	6D11C	6D11C								
23770	6D03D	6D03D	6D04D	6D04D	6D04D	6D04D	6D04D	6D04D	6D04D	6D11D	6D11D								
23780	6D03E	6D03E	6D04E	6D04E	6D04E	6D04E	6D04E	6D04E	6D04E	6D11E	6D11E								
30110										6B12	6B12	6B12	6B12	6B12	6B12	6B12	6B12	6B12	6B12

A06b: DRUGS. Reasons for abstention from, or stopping drug use

09020	3D04A	3D04A	3D04A	3D08A	3D08A	3D08A	3D08A	3D08A	3D08A	3D08A	3D08A	3D08A	3D08A	3D08A	3D08A	3D08A	3D08A	3D07A	3D07A
09030	3D04B	3D04B	3D04B	3D08B	3D08B	3D08B	3D08B	3D08B	3D08B	3D08B	3D08B	3D08B	3D08B	3D08B	3D08B	3D08B	3D08B	3D07B	3D07B
09040	3D04C	3D04C	3D04C	3D08C	3D08C	3D08C	3D08C	3D08C	3D08C	3D08C	3D08C	3D08C	3D08C	3D08C	3D08C	3D08C	3D08C	3D07C	3D07C
09050	3D04D	3D04D	3D04D	3D08D	3D08D	3D08D	3D08D	3D08D	3D08D	3D08D	3D08D	3D08D	3D08D	3D08D	3D08D	3D08D	3D08D	3D07D	3D07D
09060	3D04E	3D04E	3D04E	3D08E	3D08E	3D08E	3D08E	3D08E	3D08E	3D08E	3D08E	3D08E	3D08E	3D08E	3D08E	3D08E	3D08E	3D07E	3D07E
09070	3D04F	3D04F	3D04F	3D08F	3D08F	3D08F	3D08F	3D08F	3D08F	3D08F	3D08F	3D08F	3D08F	3D08F	3D08F	3D08F	3D08F	3D07F	3D07F
09080	3D04G	3D04G	3D04G	3D08G	3D08G	3D08G	3D08G	3D08G	3D08G	3D08G	3D08G	3D08G	3D08G	3D08G	3D08G	3D08G	3D08G	3D07G	3D07G
09090	3D04H	3D04H	3D04H	3D08H	3D08H	3D08H	3D08H	3D08H	3D08H	3D08H	3D08H	3D08H	3D08H	3D08H	3D08H	3D08H	3D08H	3D07H	3D07H
09100	3D04I	3D04I	3D04I	3D08I	3D08I	3D08I	3D08I	3D08I	3D08I	3D08I	3D08I	3D08I	3D08I	3D08I	3D08I	3D08I	3D08I	3D07I	3D07I
09110	3D04J	3D04J	3D04J	3D08J	3D08J	3D08J	3D08J	3D08J	3D08J	3D08J	3D08J	3D08J	3D08J	3D08J	3D08J	3D08J	3D08J	3D07J	3D07J
09120	3D04K	3D04K	3D04K	3D08K	3D08K	3D08K	3D08K	3D08K	3D08K	3D08K	3D08K	3D08K	3D08K	3D08K	3D08K	3D08K	3D08K	3D07K	3D07K
09130	3D04L	3D04L	3D04L	3D08L	3D08L	3D08L	3D08L	3D08L	3D08L	3D08L	3D08L	3D08L	3D08L	3D08L	3D08L	3D08L	3D08L	3D07L	3D07L
09140	3D04M	3D04M	3D04M	3D08M	3D08M	3D08M	3D08M	3D08M	3D08M	3D08M	3D08M	3D08M	3D08M	3D08M	3D08M	3D08M	3D08M	3D07M	3D07M
09150	3D04N	3D04N	3D04N	3D08N	3D08N	3D08N	3D08N	3D08N	3D08N	3D08N	3D08N	3D08N	3D08N	3D08N	3D08N	3D08N	3D08N	3D07N	3D07N
09160	3D04O	3D04O	3D04O	3D08O	3D08O	3D08O	3D08O	3D08O	3D08O	3D08O	3D08O	3D08O	3D08O	3D08O	3D08O	3D08O	3D08O	3D07O	3D07O
09170	3D04P	3D04P	3D04P	3D08P	3D08P	3D08P	3D08P	3D08P	3D08P	3D08P	3D08P	3D08P	3D08P	3D08P	3D08P	3D08P	3D08P	3D07P	3D07P
09180	3D04Q	3D04Q	3D04Q	3D08Q	3D08Q	3D08Q	3D04Q	3D04Q	3D04Q	3D08Q	3D08Q	3D08Q	3D08Q	3D08Q	3D08Q	3D08Q	3D08Q	3D07Q	3D07Q
24010	6D15A	6D15A	6D13A	6D13A	6D13A	6D13A	6D13A	6D13A	6D13A										
24020	6D15B	6D15B	6D13B	6D13B	6D13B	6D13B	6D13B	6D13B	6D13B										
24030	6D15C	6D15C	6D13C	6D13C	6D13C	6D13C	6D13C	6D13C	6D13C										
24040	6D15D	6D15D	6D13D	6D13D	6D13D	6D13D	6D13D	6D13D	6D13D										
24050	6D15E	6D15E	6D13E	6D13E	6D13E	6D13E	6D13E	6D13E	6D13E										
24060	6D15F	6D15F	6D13F	6D13F	6D13F	6D13F	6D13F	6D13F	6D13F										
24070	6D15G	6D15G	6D13G	6D13G	6D13G	6D13G	6D13G	6D13G	6D13G										
24080	6D15H	6D15H	6D13H	6D13H	6D13H	6D13H	6D13H	6D13H	6D13H										
24090	6D15I	6D15I	6D13I	6D13I	6D13I	6D13I	6D13I	6D13I	6D13I										
24100	6D15J	6D15J	6D13J	6D13J	6D13J	6D13J	6D13J	6D13J	6D13J										
24110	6D15K	6D15K	6D13K	6D13K	6D13K	6D13K	6D13K	6D13K	6D13K										
24120	6D15L	6D15L	6D13L	6D13L	6D13L	6D13L	6D13L	6D13L	6D13L										
24130	6D15M	6D15M	6D13M	6D13M	6D13M	6D13M	6D13M	6D13M	6D13M										
24140	6D15N	6D15N	6D13N	6D13N	6D13N	6D13N	6D13N	6D13N	6D13N										
24150	6D15O	6D15O	6D13O	6D13O	6D13O	6D13O	6D13O	6D13O	6D13O										
24160	6D15P	6D15P	6D13P	6D13P	6D13P	6D13P	6D13P	6D13P	6D13P										
24170	6D15Q	6D15Q	6D13Q	6D13Q	6D13Q	6D13Q	6D13Q	6D13Q	6D13Q										
24180	6D15R	6D15R	6D13R	6D13R	6D13R	6D13R	6D13R	6D13R	6D13R										
24200	6D17A	6D17A	6D15A	6D15A	6D15A	6D15A	6D15A	6D15A	6D20A	6D20A	6D21A	6D21A	6D21A						
24210	6D17B	6D17B	6D15B	6D15B	6D15B	6D15B	6D15B	6D15B	6D20B	6D20B	6D21B	6D21B	6D21B						
24220	6D17C	6D17C	6D15C	6D15C	6D15C	6D15C	6D15C	6D15C	6D20C	6D20C	6D21C	6D21C	6D21C						
24230	6D17D	6D17D	6D15D	6D15D	6D15D	6D15D	6D15D	6D15D	6D20D	6D20D	6D21D	6D21D	6D21D						
24240	6D17E	6D17E	6D15E	6D15E	6D15E	6D15E	6D15E	6D15E	6D20E	6D20E	6D21E	6D21E	6D21E						
24250	6D17F	6D17F	6D15F	6D15F	6D15F	6D15F	6D15F	6D15F	6D20F	6D20F	6D21F	6D21F	6D21F						
24260	6D17G	6D17G	6D15G	6D15G	6D15G	6D15G	6D15G	6D15G	6D20G	6D20G	6D21G	6D21G	6D21G						
24270	6D17H	6D17H	6D15H	6D15H	6D15H	6D15H	6D15H	6D15H	6D20H	6D20H	6D21H	6D21H	6D21H						
24280	6D17I	6D17I	6D15I	6D15I	6D15I	6D15I	6D15I	6D15I	6D20I	6D20I	6D21I	6D21I	6D21I						
24290	6D17J	6D17J	6D15J	6D15J	6D15J	6D15J	6D15J	6D15J	6D20J	6D20J	6D21J	6D21J	6D21J						

[illegible]

291

A06b: DRUGS. Reasons for abstinence from, or stopping drug use (continued)

A06c: DRUGS. Worries about the consequences of quitting

A07a: DRUGS. Driving, tickets, and accidents after useA07b: DRUGS. Other problems[illegible]

A07b: DRUGS. Other problems (continued)

A08a: DRUGS. Sources of help, treatment

A09a: DRUGS. Parental awareness of use

A09b: DRUGS. Others' awareness of use

A09c: DRUGS. Police awareness of use

A10a: DRUGS. Education and communication in school

A10b: DRUGS. Education and communication in the mass media

[illegible]

A07b: DRUGS. Other problems (continued)

A08a: DRUGS. Sources of help, treatment

A09a: DRUGS. Parental awareness of use

A09b: DRUGS. Others' awareness of useA09c: DRUGS. Police awareness of use

A10a: DRUGS Education and communication in school

A10b: DRUGS Education and communication in the mass media

[illegible]

A10b: DRUGS. Education and communication in the mass media (continued)

A11a: DRUGS. Own attitudes about use by adults

[illegible]

QUESTION INDEX 1976-2007

295

Item Ref. No.	QUESTIONNAIRE LOCATION BY YEAR (FORM, SECTION, AND QUESTION NUMBER)																		
	1989	1990	1991	1992	1993	1994	1995	1996	1997	1998	1999	2000	2001	2002	2003	2004	2005	2006	2007

A10b: DRUGS. Education and communication in the mass media (continued)

22490																			
22500	4E11D	4E11D	4E11D	4E11D	4E11D	4E11D	4E11D	4E11D	4E11D	4E11D	4E11D	4E11D	4E11D	4E11D	4E11D	4E11D	4E11D	4E11D	4E11D
22500																			
30260																			
30270																			
30280																			
30290																			
30300																			
30360																			
30370																			
30890																			

A11a: DRUGS. Own attitudes about use by adults

08560		1D21A	1D21A	1D21A	1D21A	1D21A	1D21A	1D21A	1D21A	1D21A	1D21A	1D21A	1D21A	1D21A	1D21A	1D21A	1D21A	1D21A	1D21A
08560		2E10A	2E10A	2E10A	2E10A	2E10A	2E10A	2E10A	2E10A	2E10A	2E10A	2E10A	2E10A	2E10A	2E10A	2E10A	2E10A	2E10A	2E10A
08560	3A28A	3A27A	3A27A	3A27A	3A27A	3A27A	3A27A	3A27A	3A27A	3A27A	3A27A	3A27A	3A27A	3A27A	3A27A	3A27A	3A27A	3A27A	3A27A
08560	6A17A	6A17A	6A19A	6A19A	6A19A	6A19A	6A20A	6A20A	6A18A	6A18A	6A18A	6A18A	6A18A	6A18A	6A18A	6A18A	6A18A	6A18A	6A18A
08570		1D21B	1D21B	1D21B	1D21B	1D21B	1D21B	1D21B	1D21B	1D21B	1D21B	1D21B	1D21B	1D21B	1D21B	1D21B	1D21B	1D21B	1D21B
08570		2E10B	2E10B	2E10B	2E10B	2E10B	2E10B	2E10B	2E10B	2E10B	2E10B	2E10B	2E10B	2E10B	2E10B	2E10B	2E10B	2E10B	2E10B
08570	3A28B	3A27B	3A27B	3A27B	3A27B	3A27B	3A27B	3A27B	3A27B	3A27B	3A27B	3A27B	3A27B	3A27B	3A27B	3A27B	3A27B	3A27B	3A27B
08570	6A17B	6A17B	6A19B	6A19B	6A19B	6A20B	6A20B	6A20B	6A18B	6A18B	6A18B	6A18B	6A18B	6A18B	6A18B	6A18B	6A18B	6A18B	6A18B
08580		1D21C	1D21C	1D21C	1D21C	1D21C	1D21C	1D21C	1D21C	1D21C	1D21C	1D21C	1D21C	1D21C	1D21C	1D21C	1D21C	1D21C	1D21C
08580		2E10C	2E10C	2E10C	2E10C	2E10C	2E10C	2E10C	2E10C	2E10C	2E10C	2E10C	2E10C	2E10C	2E10C	2E10C	2E10C	2E10C	2E10C
08580	3A28C	3A27C	3A27C	3A27C	3A27C	3A27C	3A27C	3A27C	3A27C	3A27C	3A27C	3A27C	3A27C	3A27C	3A27C	3A27C	3A27C	3A27C	3A27C
08580	6A17C	6A19C	6A19C	6A19C	6A19C	6A20C	6A20C	6A20C	6A18C	6A18C	6A18C	6A18C	6A18C	6A18C	6A18C	6A18C	6A18C	6A18C	6A18C
08590		1D21D	1D21D	1D21D	1D21D	1D21D	1D21D	1D21D	1D21D	1D21D	1D21D	1D21D	1D21D	1D21D	1D21D	1D21D	1D21D	1D21D	1D21D
08590		2E10D	2E10D	2E10D	2E10D	2E10D	2E10D	2E10D	2E10D	2E10D	2E10D	2E10D	2E10D	2E10D	2E10D	2E10D	2E10D	2E10D	2E10D
08590	3A28D	3A27D	3A27D	3A27D	3A27D	3A27D	3A27D	3A27D	3A27D	3A27D	3A27D	3A27D	3A27D	3A27D	3A27D	3A27D	3A27D	3A27D	3A27D
08590	6A17D	6A19D	6A19D	6A19D	6A19D	6A20D	6A20D	6A20D	6A18D	6A18D	6A18D	6A18D	6A18D	6A18D	6A18D	6A18D	6A18D	6A18D	6A18D
08600	3A28E	3A27E	3A27E	3A27E	3A27E	3A27E	3A27E	3A27E	3A27E	3A27E	3A27E	3A27E	3A27E	3A27E	3A27E	3A27E	3A27E	3A27E	3A27E
08610	3A28F	3A27F	3A27F	3A27F	3A27F	3A27F	3A27F	3A27F	3A27F	3A27F	3A27F	3A27F	3A27F	3A27F	3A27F	3A27F	3A27F	3A27F	3A27F
08610	6A17F																		
08620	3A28G	3A27G	3A27G	3A27G	3A27G	3A27G	3A27G	3A27G	3A27G	3A27G	3A27G	3A27G	3A27G	3A27G	3A27G	3A27G	3A27G	3A27G	3A27G
08620	6A17G																		
08630	3A28H	3A27H	3A27H	3A27H	3A27H	3A27H	3A27H	3A27H	3A27H	3A27H	3A27H	3A27H	3A27H	3A27H	3A27H	3A27H	3A27H	3A27H	3A27H
08630	6A17H																		
08640	3A28I	3A27I	3A27I	3A27I	3A27I	3A27I	3A27I	3A27I	3A27I	3A27I	3A27I	3A27I	3A27I	3A27I	3A27I	3A27I	3A27I	3A27I	3A27I
08640	6A17I																		
08650	3A28J	3A27J	3A27J	3A27J	3A27J	3A27J	3A27J	3A27J	3A27J	3A27J	3A27J	3A27J	3A27J	3A27J	3A27J	3A27J	3A27J	3A27J	3A27J
08655																			
08660	3A28K	3A27K	3A27K	3A27K	3A27K	3A27K	3A27K	3A27K	3A27K	3A27K	3A27K	3A27K	3A27K	3A27K	3A27K	3A27K	3A27K	3A27K	3A27K
08665																			
08670	3A28L	3A27L	3A27L	3A27L	3A27L	3A27L	3A27L	3A27L	3A27L	3A27L	3A27L	3A27L	3A27L	3A27L	3A27L	3A27L	3A27L	3A27L	3A27L
08670	6A17J																		
08680	3A28M	3A27M	3A27M	3A27M	3A27M	3A27M	3A27M	3A27M	3A27M	3A27M	3A27M	3A27M	3A27M	3A27M	3A27M	3A27M	3A27M	3A27M	3A27M
08680	6A17K																		
08690	3A28N	3A27N	3A27N	3A27N	3A27N	3A27N	3A27N	3A27N	3A27N	3A27N	3A27N	3A27N	3A27N	3A27N	3A27N	3A27N	3A27N	3A27N	3A27N
08690																			
08700	3A28O	3A27O	3A27O	3A27O	3A27O	3A27O	3A27O	3A27O	3A27O	3A27O	3A27O	3A27O	3A27O	3A27O	3A27O	3A27O	3A27O	3A27O	3A27O
08710		1D21K	1D21K	1D21K	1D21K	1D21K	1D21K	1D21K	1D21K	1D21K	1D21K	1D21K	1D21K	1D21K	1D21K	1D21K	1D21K	1D21K	1D21K
08710		2E10K	2E10K	2E10K	2E10K	2E10K	2E10K	2E10K	2E10K	2E10K	2E10K	2E10K	2E10K	2E10K	2E10K	2E10K	2E10K	2E10K	2E10K
08710	3A28P	3A27P	3A27P	3A27P	3A27P	3A27P	3A27P	3A27P	3A27P	3A27P	3A27P	3A27P	3A27P	3A27P	3A27P	3A27P	3A27P	3A27P	3A27P
08710	6A17S	6A19K	6A19K	6A19K	6A19K	6A20K	6A20K	6A20K	6A18F	6A18F	6A18F	6A18F	6A18F	6A18F	6A18F	6A18F	6A18F	6A18F	6A18F
08720		1D21L	1D21L	1D21L	1D21L	1D21L	1D21L	1D21L	1D21L	1D21L	1D21L	1D21L	1D21L	1D21L	1D21L	1D21L	1D21L	1D21L	1D21L
08720		2E10L	2E10L	2E10L	2E10L	2E10L	2E10L	2E10L	2E10L	2E10L	2E10L	2E10L	2E10L	2E10L	2E10L	2E10L	2E10L	2E10L	2E10L
08720	3A28Q	3A27Q	3A27Q	3A27Q	3A27Q	3A27Q	3A27Q	3A27Q	3A27Q	3A27Q	3A27Q	3A27Q	3A27Q	3A27Q	3A27Q	3A27Q	3A27Q	3A27Q	3A27Q
08720	6A17T	6A19L	6A19L	6A19L	6A19L	6A20L	6A20L	6A20L	6A18F	6A18F	6A18F	6A18F	6A18F	6A18F	6A18F	6A18F	6A18F	6A18F	6A18F
08730		1D21M	1D21M	1D21M	1D21M	1D21M	1D21M	1D21M	1D21M	1D21M	1D21M	1D21M	1D21M	1D21M	1D21M	1D21M	1D21M	1D21M	1D21M
08730		2E10M	2E10M	2E10M	2E10M	2E10M	2E10M	2E10M	2E10M	2E10M	2E10M	2E10M	2E10M	2E10M	2E10M	2E10M	2E10M	2E10M	2E10M
08730	3A28R	3A27R	3A27R	3A27R	3A27R	3A27R	3A27R	3A27R	3A27R	3A27R	3A27R	3A27R	3A27R	3A27R	3A27R	3A27R	3A27R	3A27R	3A27R
08730	6A17U	6A19M	6A19M	6A19M	6A19M	6A20M	6A20M	6A20M	6A18G	6A18G	6A18G	6A18G	6A18G	6A18G	6A18G	6A18G	6A18G	6A18G	6A18G
08740		1D21N	1D21N	1D21N	1D21N	1D21N	1D21N	1D21N	1D21N	1D21N	1D21N	1D21N	1D21N	1D21N	1D21N	1D21N	1D21N	1D21N	1D21N
08740		2E10N	2E10N	2E10N	2E10N	2E10N	2E10N	2E10N	2E10N	2E10N	2E10N	2E10N	2E10N	2E10N	2E10N	2E10N	2E10N	2E10N	2E10N
08740	3A28S	3A27S	3A27S	3A27S	3A27S	3A27S	3A27S	3A27S	3A27S	3A27S	3A27S	3A27S	3A27S	3A27S	3A27S	3A27S	3A27S	3A27S	3A27S
08740	6A17V	6A19N	6A19N	6A19N	6A19N	6A20N	6A20N	6A20N	6A18H	6A18H	6A18H	6A18H	6A18H	6A18H	6A18H	6A18H	6A18H	6A18H	6A18H
23630		1D21E	1D21E	1D21E	1D21E	1D21E	1D21E	1D21E	1D21E	1D21E	1D21E	1D21E	1D21E	1D21E	1D21E	1D21E	1D21E	1D21E	1D21E
23630		2E10E	2E10E	2E10E	2E10E	2E10E	2E10E	2E10E	2E10E	2E10E	2E10E	2E10E	2E10E	2E10E	2E10E	2E10E	2E10E	2E10E	2E10E
23630	6A17L	6A19E	6A19E	6A19E	6A19E	6A20E	6A20E	6A20E	6A18F	6A18F	6A18F	6A18F	6A18F	6A18F	6A18F	6A18F	6A18F	6A18F	6A18F
23640		1D21F	1D21F	1D21F	1D21F	1D21F	1D21F	1D21F	1D21F	1D21F	1D21F	1D21F	1D21F	1D21F	1D21F	1D21F	1D21F	1D21F	1D21F
23640		2E10F	2E10F	2E10F	2														

A11a: DRUGS. Own attitudes about use by adults (continued)

A11b: DRUGS. Own attitudes regarding drugs for own children

A11c: DRUGS. Own perceptions of users

A11d: DRUGS. Own attitudes about use by people of high school age

A12a: DRUGS. Parents' attitudes regarding drugs

*=item text changed from previous year

A12b: DRUGS. Friends and fellow students' attitudes regarding drugs

A12c: DRUGS. Perception of drug users

A13a: DRUGS. Preferred legality for adults

[illegible]

A12b: DRUGS. Friends and fellow students' attitudes regarding drugs

A12c: DRUGS. Perception of drug users

A13a: DRUGS. Preferred legality for adults

[illegible]

[illegible]

301

A13a: DRUGS. Preferred legality for adults (continued)

A13b: DRUGS. Own response to legalization

A13c: DRUGS. Knowledge of marijuana laws

A14a: DRUGS. Risk of harm to self

[illegible]

A14a: DRUGS. Risk of harm to self (continued)

A14b: DRUGS. Risk of drug harm to others

A15a: DRUGS. Admitting use in questionnaire

A16a: DRUGS. Parent groups

A17a: DRUGS. Perceived use of drugs by role models

[illegible]

Item Ref. No.	QUESTIONNAIRE LOCATION BY YEAR (FORM, SECTION, AND QUESTION NUMBER)																		
	1989	1990	1991	1992	1993	1994	1995	1996	1997	1998	1999	2000	2001	2002	2003	2004	2005	2006	2007

A14a: DRUGS. Risk of harm to self (continued)

12505	6A16P	3A29I	3A29I	3A29I	3A29I	3A29I	3A29I	3A29I	3A29I	3A29I	3A29I	3A29I	3A29I	3A29I	3A29I	3A29I	3A29I	3A29I	3A29I
12505		6A16I	6A18I	6A18I	6A18I	6A19I	6A19I	6A19I	6A19I	6A19I	6A19I	6A19I	6A19I	6A19I	6A19I	6A19I	6A19I	6A19I	6A19I
12506		1A12J	1A12J	1A12J	1A12J	1A12J	1A12J	1A12J	1A12J	1A12J	1A12J	1A12J	1A12J	1A12J	1A12J	1A12J	1A12J	1A12J	1A12J
12506		2E02F	2E02F	2E02F	2E02F	2E02F	2E02F	2E02F	2E02F	2E02F	2E02F	2E02F	2E02F	2E02F	2E02F	2E02F	2E02F	2E02F	2E02F
12506		3A29J	3A29J	3A29J	3A29J	3A29J	3A29J	3A29J	3A29J	3A29J	3A29J	3A29J	3A29J	3A29J	3A29J	3A29J	3A29J	3A29J	3A29J
12506	6A16Q	6A16J	6A18J	6A18J	6A18J	6A19J	6A19J	6A19J	6A19J	6A19J	6A19J	6A19J	6A19J	6A19J	6A19J	6A19J	6A19J	6A19J	6A19J
12510		1A12K	1A12K	1A12K	1A12K	1A12K	1A12K	1A12K	1A12K	1A12K	1A12K	1A12K	1A12K	1A12K	1A12K	1A12K	1A12K	1A12K	1A12K
12510		2A04E	2A04E	2A04E	2A04E	2A04E	2A04E	2A04E	2A04E	2A04E	2A04E	2A04E	2A04E	2A04E	2A04E	2A04E	2A04E	2A04E	2A04E
12510		3A29K	3A29K	3A29K	3A29K	3A29K	3A29K	3A29K	3A29K	3A29K	3A29K	3A29K	3A29K	3A29K	3A29K	3A29K	3A29K	3A29K	3A29K
12510	5A23P	5A23P	5A23P	5A23P	5A23P	5A23P	5A23P	5A23P	5A23P	5A23P	5A23P	5A23P	5A23P	5A23P	5A23P	5A23P	5A23P	5A23P	5A23P
12510	6A16S	6A16K	6A18K	6A18K	6A18K	6A19K	6A19K	6A19K	6A19K	6A19K	6A19K	6A19K	6A19K	6A19K	6A19K	6A19K	6A19K	6A19K	6A19K
12520		1A12L	1A12L	1A12L	1A12L	1A12L	1A12L	1A12L	1A12L	1A12L	1A12L	1A12L	1A12L	1A12L	1A12L	1A12L	1A12L	1A12L	1A12L
12520		2A04F	2A04F	2A04F	2A04F	2A04F	2A04F	2A04F	2A04F	2A04F	2A04F	2A04F	2A04F	2A04F	2A04F	2A04F	2A04F	2A04F	2A04F
12520		3A29L	3A29L	3A29L	3A29L	3A29L	3A29L	3A29L	3A29L	3A29L	3A29L	3A29L	3A29L	3A29L	3A29L	3A29L	3A29L	3A29L	3A29L
12520	5A23Q	5A23Q	5A23Q	5A23Q	5A23Q	5A23Q	5A23Q	5A23Q	5A23Q	5A23Q	5A23Q	5A23Q	5A23Q	5A23Q	5A23Q	5A23Q	5A23Q	5A23Q	5A23Q
12520	6A16T	6A16L	6A18L	6A18L	6A18L	6A19L	6A19L	6A19L	6A19L	6A19L	6A19L	6A19L	6A19L	6A19L	6A19L	6A19L	6A19L	6A19L	6A19L
12530		1A12M	1A12M	1A12M	1A12M	1A12M	1A12M	1A12M	1A12M	1A12M	1A12M	1A12M	1A12M	1A12M	1A12M	1A12M	1A12M	1A12M	1A12M
12530		2A04G	2A04G	2A04G	2A04G	2A04G	2A04G	2A04G	2A04G	2A04G	2A04G	2A04G	2A04G	2A04G	2A04G	2A04G	2A04G	2A04G	2A04G
12530		3A29M	3A29M	3A29M	3A29M	3A29M	3A29M	3A29M	3A29M	3A29M	3A29M	3A29M	3A29M	3A29M	3A29M	3A29M	3A29M	3A29M	3A29M
12530	5A23R	5A23R	5A23R	5A23R	5A23R	5A23R	5A23R	5A23R	5A23R	5A23R	5A23R	5A23R	5A23R	5A23R	5A23R	5A23R	5A23R	5A23R	5A23R
12530	6A16U	6A16M	6A18M	6A18M	6A18M	6A19M	6A19M	6A19M	6A19M	6A19M	6A19M	6A19M	6A19M	6A19M	6A19M	6A19M	6A19M	6A19M	6A19M
12540		1A12N	1A12N	1A12N	1A12N	1A12N	1A12N	1A12N	1A12N	1A12N	1A12N	1A12N	1A12N	1A12N	1A12N	1A12N	1A12N	1A12N	1A12N
12540		2A04H	2A04H	2A04H	2A04H	2A04H	2A04H	2A04H	2A04H	2A04H	2A04H	2A04H	2A04H	2A04H	2A04H	2A04H	2A04H	2A04H	2A04H
12540		3A29N	3A29N	3A29N	3A29N	3A29N	3A29N	3A29N	3A29N	3A29N	3A29N	3A29N	3A29N	3A29N	3A29N	3A29N	3A29N	3A29N	3A29N
12540	5A23S	5A23S	5A23S	5A23S	5A23S	5A23S	5A23S	5A23S	5A23S	5A23S	5A23S	5A23S	5A23S	5A23S	5A23S	5A23S	5A23S	5A23S	5A23S
12540	6A16V	6A16N	6A18N	6A18N	6A18N	6A19N	6A19N	6A19N	6A19N	6A19N	6A19N	6A19N	6A19N	6A19N	6A19N	6A19N	6A19N	6A19N	6A19N
23040																			
23620																			
24420		2E02H	2E02H	2E02H	2E02H	2E02H	2E02H	2E02H	2E02H	2E02H	2E02H	2E02H	2E02H	2E02H	2E02H	2E02H	2E02H	2E02H	2E02H
24510		6A16O	6A18O	6A18O	6A11O	6A11O	6A19O	6A19O	6A17I	6A17I	6A17I	6A17I	6A17I	6A17I	6A17I	6A17I	6A17I	6A17I	6A17I
29600							1A12O	1A12O	1A12O	1A12O	1A12O	1A12O	1A12O	1A12O	1A12O	1A12O	1A12O	1A12O	1A12O
29610							1A12P	1A12P	1A12P	1A12P	1A12P	1A12P	1A12P	1A12P	1A12P	1A12P	1A12P	1A12P	1A12P

A14b: DRUGS. Risk of drug harm to others

07320																			
07330																			
07340																			
07350																			
07360																			
07370																			
07380																			
07390																			
07400																			
07410																			
07420																			
07430																			
07440																			
07450																			
07460																			
07470																			
07480																			
07490																			
07500																			

A15a: DRUGS. Admitting use in questionnaire


20800	5E10	5E11	5E11	5E11	5E11	5E11	5E11	5E11	5E11	5E11	5E11	5E11	5E11	5E11	5E11	5E11	5E11	5E11	5E11
20810	5E11	5E12	5E12	5E12	5E12	5E12	5E12	5E12	5E12	5E12	5E12	5E12	5E12	5E12	5E12	5E12	5E12	5E12	5E12
20820	5E12	5E13	5E13	5E13	5E13	5E13	5E13	5E13	5E13	5E13	5E13	5E13	5E13	5E13	5E13	5E13	5E13	5E13	5E13

A16a: DRUGS. Parent groups

21730																			
21740																			
21750																			
21760																			
21770																			
21780																			
21790																			

A17a: DRUGS. Perceived use of drugs by role models

22380	4E08A	4E08A	4E08A	4E08A	4E08A	4E08A	4E08A	4E08A	4E08A	4E08A	4E08A	4E08A	4E08A	4E08A	4E08A	4E08A	4E08A	4E08A	4E08A
22380																			
22390	4E08B	4E08B	4E08B	4E08B	4E08B	4E08B	4E08B	4E08B	4E08B	4E08B	4E08B	4E08B	4E08B	4E08B	4E08B	4E08B	4E08B	4E08B	4E08B
22390																			
22400	4E08C	4E08C	4E08C	4E08C	4E08C	4E08C	4E08C	4E08C	4E08C	4E08C	4E08C	4E08C	4E08C	4E08C	4E08C	4E08C	4E08C	4E08C	4E08C
22400																			
22405																			
30310																			
30320																			
30330																			
30340																			



Item Ref. No.	Page Loc. in Vol.	ITEM DESCRIPTION (ABBREVIATED)	QUESTIONNAIRE LOCATION BY YEAR (FORM, SECTION, AND QUESTION NUMBER)													
			1976	1977	1978	1979	1980	1981	1982	1983	1984	1985	1986	1987	1988	

A17b: DRUGS. Perceived attitudes toward drugs by role models

22420	186	DISAP USE-ATHLTS												4E10A	4E09A
22430	186	DISAP USE-ROCKRS												4E10B	4E09B
22440	186	DISAP USE-ACTORS												4E10C	4E09C
22450	186	DISAP USE-PEOPLE												4E10D	4E09D

A18a: DRUGS. Advertising

30260	236	#X ANTISMK TV/RD													
30270	236	#X ANTISMK PRINT													
30280	236	ANTISMK ADS<FVRB													
30290	236	ANTISMK ADS<LKLY													
30300	237	ANTISMK ADS EXAG													

A18b: DRUGS. Logos

30160	235	OWN TOBACCO LOGO													
30170	235	CIG LOGO CAMEL													
30180	235	CIG LOGO KOOL													
30190	235	CIG LOGO MARLB													
30200	235	CIG LOGO NEWPT													
30210	235	CIG LOGO VASLM													
30220	235	CIG LOGO OTHER													

A18c: DRUGS. Coupons

30230	235	SAVED CIG COUPON													
30240	235	SAVE CIG CPN NOW													

A18d: DRUGS. Free samples

30250	235	CO GIVE FREE CIG													
-------	-----	------------------	--	--	--	--	--	--	--	--	--	--	--	--	--

A18e: DRUGS. Movies or TV

30360	238	SMKRS MOVIE THTR													
30370	238	SMKRS MOVIE HOME													

B01: EDUCATION. High school: scholastic status, objectives, experiences

00390	23	WHEN R XPCT GRA	1C14	1C14	1C14	1C14	1C14	1C14	1C14	1C14	1C14	1C14	1C14	1C14	1C14
00390	23	WHEN R XPCT GRAD	2C14	2C14	2C14	2C14	2C14	2C14	2C14	2C14	2C14	2C14	2C14	2C14	2C14
00390	23	WHEN R XPCT GRAD	3C14	3C14	3C14	3C14	3C14	3C14	3C14	3C14	3C14	3C14	3C14	3C14	3C14
00390	23	WHEN R XPCT GRAD	4C14	4C14	4C14	4C14	4C14	4C14	4C14	4C14	4C14	4C14	4C14	4C14	4C14
00390	23	WHEN R XPCT GRAD	5C14	5C14	5C14	5C14	5C14	5C14	5C14	5C14	5C14	5C14	5C14	5C14	5C14
00390	23	WHEN R XPCT GRAD													
00400	23	R'S HS PROGRAM	1C15	1C15	1C15	1C15	1C15	1C15	1C15	1C15	1C15	1C15	1C15	1C15	1C15
00400	23	R'S HS PROGRAM	2C15	2C15	2C15	2C15	2C15	2C15	2C15	2C15	2C15	2C15	2C15	2C15	2C15
00400	23	R'S HS PROGRAM	3C15	3C15	3C15	3C15	3C15	3C15	3C15	3C15	3C15	3C15	3C15	3C15	3C15
00400	23	R'S HS PROGRAM	4C15	4C15	4C15	4C15	4C15	4C15	4C15	4C15	4C15	4C15	4C15	4C15	4C15
00400	23	R'S HS PROGRAM	5C15	5C15	5C15	5C15	5C15	5C15	5C15	5C15	5C15	5C15	5C15	5C15	5C15
00400	23	R'S HS PROGRAM													
00410	23	RT SF SCH AB>AV	1C16	1C16	1C16	1C16	1C16	1C16	1C16	1C16	1C16	1C16	1C16	1C16	1C16
00410	23	RT SF SCH AB>AVG	2C16	2C16	2C16	2C16	2C16	2C16	2C16	2C16	2C16	2C16	2C16	2C16	2C16
00410	23	RT SF SCH AB>AVG	3C16	3C16	3C16	3C16	3C16	3C16	3C16	3C16	3C16	3C16	3C16	3C16	3C16
00410	23	RT SF SCH AB>AVG	4C16	4C16	4C16	4C16	4C16	4C16	4C16	4C16	4C16	4C16	4C16	4C16	4C16
00410	23	RT SF SCH AB>AVG	5C16	5C16	5C16	5C16	5C16	5C16	5C16	5C16	5C16	5C16	5C16	5C16	5C16
00410	23	RT SF SCH AB>AVG													
00420	23	RT SF INTELL>AV	1C17	1C17	1C17	1C17	1C17	1C17	1C17	1C17	1C17	1C17	1C17	1C17	1C17
00420	23	RT SF INTELL>AVG	2C17	2C17	2C17	2C17	2C17	2C17	2C17	2C17	2C17	2C17	2C17	2C17	2C17
00420	23	RT SF INTELL>AVG	3C17	3C17	3C17	3C17	3C17	3C17	3C17	3C17	3C17	3C17	3C17	3C17	3C17
00420	23	RT SF INTELL>AVG	4C17	4C17	4C17	4C17	4C17	4C17	4C17	4C17	4C17	4C17	4C17	4C17	4C17
00420	23	RT SF INTELL>AVG	5C17	5C17	5C17	5C17	5C17	5C17	5C17	5C17	5C17	5C17	5C17	5C17	5C17
00420	23	RT SF INTELL>AVG													
00470	24	R HS GRADE/D=1	1C20	1C20	1C20	1C20	1C20	1C20	1C20	1C20	1C20	1C20	1C20	1C20	1C20
00470	24	R HS GRADE/D=1	2C20	2C20	2C20	2C20	2C20	2C20	2C20	2C20	2C20	2C20	2C20	2C20	2C20
00470	24	R HS GRADE/D=1	3C20	3C20	3C20	3C20	3C20	3C20	3C20	3C20	3C20	3C20	3C20	3C20	3C20
00470	24	R HS GRADE/D=1	4C20	4C20	4C20	4C20	4C20	4C20	4C20	4C20	4C20	4C20	4C20	4C20	4C20
00470	24	R HS GRADE/D=1	5C20	5C20	5C20	5C20	5C20	5C20	5C20	5C20	5C20	5C20	5C20	5C20	5C20
00470	24	R HS GRADE/D=1													
01310	44	SAT EDUC EXPRNC	1A06E	1A06E	1A06E	1A06E	1A06E	1A06E	1A06E	1A06E	1A06E	1A06E	1A06E	1A06E	1A06E
01660	49	GO SCH ENJY XPR	1A11I	1A11I	1A11I	1A11I	1A11I	1A11I	1A11I	1A11I	1A11I	1A11I	1A11I	1A11I	1A11I
01670	49	DO WL SC IMP/JB	1A11J	1A11J	1A11J	1A11J	1A11J	1A11J	1A11J	1A11J	1A11J	1A11J	1A11J	1A11J	1A11J
05700	91	*SC WRK NVR MNG	1D002	1D002	1D002	1D002	1D002	1D002	1D002	1D002	1D002	1D002	1D002	1D002	1D002
05700	221	*SC WRK NVR MNG													
05710	91	*MST COUR V DUL	1D003	1D003	1D003	1D003	1D003	1D003	1D003	1D003	1D003	1D003	1D003	1D003	1D003
05710	221	*MST COUR V DUL													
05720	91	*LRN SCH NT IMP	1D004	1D004	1D004	1D004	1D004	1D004	1D004	1D004	1D004	1D004	1D004	1D004	1D004
05720	221	*LRN SCH NT IMP													
07630	91	R LIKES SCHOOL	1D001	1D001	1D001	1D001	1D001	1D001	1D001	1D001	1D001	1D001	1D001	1D001	1D001
07630	129	R LIKES SCHOOL	2E02	2E06	2E06	2E08	2E09	2E09	2E12	2E12	2E12	2E12	2E12	2E12	2E12
07630		R LIKES SCHOOL	3E08	3E07	3E07	3E07	3E07	3E07							
07630		R LIKES SCHOOL	4E10												
07630		R LIKES SCHOOL	5E04	5E05	5E05	5E03	5E05								
07640	129	HRS/WK SPND HMWK	2E03	2E07	2E07	2E09	2E10	2E10	2E13	2E13	2E13	2E13	2E13	2E13	2E13
09860		HAD SEX ED IN HS	3E09	3E08	3E08	3E08	3E08	3E08	3E04	3E04	3E04	3E04	3E04	3E04	3E04

305

[illegible]

[illegible]

307

B01: EDUCATION. High school: scholastic status, objectives, experiences (continued)

B02: EDUCATION. Combining work and school: attitudes, experiences

B03: EDUCATION. Interracial contact at school

*=item text changed from previous year



Item Ref. No.	Page Loc. in Vol.	ITEM DESCRIPTION (ABBREVIATED)	QUESTIONNAIRE LOCATION BY YEAR (FORM, SECTION, AND QUESTION NUMBER)													
			1976	1977	1978	1979	1980	1981	1982	1983	1984	1985	1986	1987	1988	

B04: EDUCATION. Student norms, misbehavior in class

05730	92	LOT CPMPTN GRADE	1D005	1D005	1D005	1D005	1D005	1D005	1D005	1D005	1D005	1D005	1D005	1D005	1D005
05740	92	STDTS DSLK CHTG	1D006	1D006	1D006	1D006	1D006	1D006	1D006	1D006	1D006	1D006	1D006	1D006	1D006
05750	92	ST -LK PROV TCH	1D007	1D007	1D007	1D007	1D007	1D007	1D007	1D007	1D007	1D007	1D007	1D007	1D007
05760	92	FRD NCG/TCH -LK	1D008	1D008	1D008	1D008	1D008	1D008	1D008	1D008	1D008	1D008	1D008	1D008	1D008
13580	155	STS SCH RT FAMLY	5E05A	5E06A	5E06A	5E04A	5E06A		3E06A	3E06A	3E06A	3E06A	3E06A	3E06A	3E06A
13590	155	STS SCH LDS STU	5E05B	5E06B	5E06B	5E04B	5E06B		3E06B	3E06B	3E06B	3E06B	3E06B	3E06B	3E06B
13600	155	STS SCH NIC CAR	5E05C	5E06C	5E06C	5E04C	5E06C		3E06C	3E06C	3E06C	3E06C	3E06C	3E06C	3E06C
13610	155	STS SCH HI GRDE	5E05D	5E06D	5E06D	5E04D	5E06D		3E06D	3E06D	3E06D	3E06D	3E06D	3E06D	3E06D
13620	155	STS SCH GD ATHLT	5E05E	5E06E	5E06E	5E04E	5E06E		3E06E	3E06E	3E06E	3E06E	3E06E	3E06E	3E06E
13630	155	STS SCH INTLCTL	5E05F	5E06F	5E06F	5E04F	5E06F		3E06F	3E06F	3E06F	3E06F	3E06F	3E06F	3E06F
13640	156	STS SCH PLN CLG	5E05G	5E06G	5E06G	5E04G	5E06G		3E06G	3E06G	3E06G	3E06G	3E06G	3E06G	3E06G
25730	116	#X TCHR INTRUPT													
25740	116	#X MISBHR INT U													
25760	117	SCHL RULES FAIR													

B05: EDUCATION. Counseling

05780	92	#X/YR COUNS IND	1D010	1D010	1D010	1D010	1D010	1D010	1D010	1D010	1D010	1D010	1D010	1D010	1D010
05790	93	#X/YR COUNS GRP	1D011	1D011	1D011	1D011	1D011	1D011	1D011	1D011	1D011	1D011	1D011	1D011	1D011
05800	93	R LK C COUNS MR	1D012	1D012	1D012	1D012	1D012	1D012	1D012	1D012	1D012	1D012	1D012	1D012	1D012
05810	93	CSLNG VRY HLPFL	1D013	1D013*	1D013	1D013	1D013	1D013	1D013	1D013	1D013	1D013	1D013	1D013	1D013
05811	93	CNSL COURSES				1D14A	1D14A	1D14A	1D14A	1D14A	1D14A	1D14A	1D14A	1D14A	1D14A
05812	93	CNSL CL PROB				1D14B	1D14B	1D14B	1D14B	1D14B	1D14B	1D14B	1D14B	1D14B	1D14B
05813	93	CNSL TRBL R IN				1D14C	1D14C	1D14C	1D14C	1D14C	1D14C	1D14C	1D14C	1D14C	1D14C
05814	94	CNSL MILTRY PLN				1D14D	1D14D	1D14D	1D14D	1D14D	1D14D	1D14D	1D14D	1D14D	1D14D
05815	94	CNSL EDUC PLANS				1D14E	1D14E	1D14E	1D14E	1D14E	1D14E	1D14E	1D14E	1D14E	1D14E
05816	94	CNSL CAREER PLN				1D14F	1D14F	1D14F	1D14F	1D14F	1D14F	1D14F	1D14F	1D14F	1D14F
05817	94	CNSL PRNL PROB				1D14G	1D14G	1D14G	1D14G	1D14G	1D14G	1D14G	1D14G	1D14G	1D14G

B06: EDUCATION. Absenteeism and truancy

00430	23	#DA/4W SC MS IL	1C18A	1C18A	1C18A	1C18A	1C18A	1C18A	1C18A	1C18A	1C18A	1C18A	1C18A	1C18A	1C18A
00430	23	#DA/4W SC MS ILL	2C18A	2C18A	2C18A	2C18A	2C18A	2C18A	2C18A	2C18A	2C18A	2C18A	2C18A	2C18A	2C18A
00430	23	#DA/4W SC MS ILL	3C18A	3C18A	3C18A	3C18A	3C18A	3C18A	3C18A	3C18A	3C18A	3C18A	3C18A	3C18A	3C18A
00430	23	#DA/4W SC MS ILL	4C18A	4C18A	4C18A	4C18A	4C18A	4C18A	4C18A	4C18A	4C18A	4C18A	4C18A	4C18A	4C18A
00430	23	#DA/4W SC MS ILL	5C18A	5C18A	5C18A	5C18A	5C18A	5C18A	5C18A	5C18A	5C18A	5C18A	5C18A	5C18A	5C18A
00430	23	#DA/4W SC MS ILL													
00440	24	#DA/4W SC MS CU	1C18B	1C18B	1C18B	1C18B	1C18B	1C18B	1C18B	1C18B	1C18B	1C18B	1C18B	1C18B	1C18B
00440	24	#DA/4W SC MS CUT	2C18B	2C18B	2C18B	2C18B	2C18B	2C18B	2C18B	2C18B	2C18B	2C18B	2C18B	2C18B	2C18B
00440	24	#DA/4W SC MS CUT	3C18B	3C18B	3C18B	3C18B	3C18B	3C18B	3C18B	3C18B	3C18B	3C18B	3C18B	3C18B	3C18B
00440	24	#DA/4W SC MS CUT	4C18B	4C18B	4C18B	4C18B	4C18B	4C18B	4C18B	4C18B	4C18B	4C18B	4C18B	4C18B	4C18B
00440	24	#DA/4W SC MS CUT	5C18B	5C18B	5C18B	5C18B	5C18B	5C18B	5C18B	5C18B	5C18B	5C18B	5C18B	5C18B	5C18B
00440	24	#DA/4W SC MS CUT													
00450	24	#DA/4W SC MS OT	1C18C	1C18C	1C18C	1C18C	1C18C	1C18C	1C18C	1C18C	1C18C	1C18C	1C18C	1C18C	1C18C
00450	24	#DA/4W SC MS OTH	2C18C	2C18C	2C18C	2C18C	2C18C	2C18C	2C18C	2C18C	2C18C	2C18C	2C18C	2C18C	2C18C
00450	24	#DA/4W SC MS OTH	3C18C	3C18C	3C18C	3C18C	3C18C	3C18C	3C18C	3C18C	3C18C	3C18C	3C18C	3C18C	3C18C
00450	24	#DA/4W SC MS OTH	4C18C	4C18C	4C18C	4C18C	4C18C	4C18C	4C18C	4C18C	4C18C	4C18C	4C18C	4C18C	4C18C
00450	24	#DA/4W SC MS OTH	5C18C	5C18C	5C18C	5C18C	5C18C	5C18C	5C18C	5C18C	5C18C	5C18C	5C18C	5C18C	5C18C
00450	24	#DA/4W SC MS OTH													
00460	24	#DA/4W SKP CLAS	1C19	1C19	1C19	1C19	1C19	1C19	1C19	1C19	1C19	1C19	1C19	1C19	1C19
00460	24	#DA/4W SKP CLASS	2C19	2C19	2C19	2C19	2C19	2C19	2C19	2C19	2C19	2C19	2C19	2C19	2C19
00460	24	#DA/4W SKP CLASS	3C19	3C19	3C19	3C19	3C19	3C19	3C19	3C19	3C19	3C19	3C19	3C19	3C19
00460	24	#DA/4W SKP CLASS	4C19	4C19	4C19	4C19	4C19	4C19	4C19	4C19	4C19	4C19	4C19	4C19	4C19
00460	24	#DA/4W SKP CLASS	5C19	5C19	5C19	5C19	5C19	5C19	5C19	5C19	5C19	5C19	5C19	5C19	5C19
23170	222	LSTYR/SKIP SCHL													
23260		8THGR/SKIP SCHL													
23350	223	5-6GR/SKIP SCHL													
25750	116	#X U UNEXCSD LAT													

B07: EDUCATION. Delinquency, victimization, and feeling safe at school

06540	111	FRQ FGT WRK/SCHL	2A19C	2A19C	2A19C	2A19C	2A19C	2A19C	2A19C	2A19C	2A19C	2A19C	2A19C	2A19C	2A19C
06540		FRQ FGT WRK/SCHL													
06650	113	FRQ DMG SCH PPTY	2A19N	2A19N	2A19N	2A19N	2A19N	2A19N	2A19N	2A19N	2A19N	2A19N	2A19N	2A19N	2A19N
06650		FRQ DMG SCH PPTY													
09871	157	SM1 SCL ROB <\$50		3E10A	3E10A				3E08A	3E08A	3E08A	3E08A	3E08A	3E08A	3E08A
09871		SM1 SCL ROB <\$50	4E11A			5E06A	5E08A	5E13A							
09871	157	SM1 SCL ROB <\$50		3E10B	3E10B				3E08B	3E08B	3E08B	3E08B	3E08B	3E08B	3E08B
09872		SM1 SCL ROB >\$50	4E11B												
09872		SM1 SCL ROB >\$50				5E06B	5E08B	5E13B							
09873	157	SM1 SCL DMG PRY		3E10C	3E10C				3E08C	3E08C	3E08C	3E08C	3E08C	3E08C	3E08C
09873		SM1 SCL DMG PRY	4E11C			5E06C	5E08C	5E13C							
09873		SM1 SCL DMG PRY													
09874	157	SM1 SCL IN U W/W		3E10D	3E10D				3E08D	3E08D	3E08D	3E08D	3E08D	3E08D	3E08D
09874		SM1 SCL IN U W/W	4E11D												
09874		SM1 SCL IN U W/W				5E06D	5E08D	5E13D							
09875	158	SM1 SCL TH U W/W		3E10E	3E10E				3E08E	3E08E	3E08E	3E08E	3E08E	3E08E	3E08E
09875		SM1 SCL TH U W/W	4E11E												
09875		SM1 SCL TH U W/W				5E06E	5E08E	5E13E							
09876	158	SM1 SCL IN U -WP		3E10F	3E10F				3E08F	3E08F	3E08F	3E08F	3E08F	3E08F	3E08F
09876		SM1 SCL IN U -WP	4E11F												
09876		SM1 SCL IN U -WP				5E06F	5E08F	5E13F							
09877	158	SM1 SCL TH U W/I		3E10G	3E10G				3E08G	3E08G	3E08G	3E08G	3E08G	3E08G	3E08G

*item text changed from previous year

309

[illegible]

B04: EDUCATION. Student norms, misbehavior in class

[illegible]

B05: EDUCATION. Counseling

[illegible]

B06: EDUCATION. Absenteeism and truancy

[illegible]

B07: EDUCATION. Delinquency, victimization, and feeling safe at school

[illegible]

*=item text changed from previous year

[illegible]


311

B07: EDUCATION. Delinquency, victimization, and feeling safe at school (continued)

B08: EDUCATION. Competency testing

B09: EDUCATION. Post high school: status, plans, characteristics

[illegible]



Item Ref. No.	Page Loc. in Vol.	ITEM DESCRIPTION (ABBREVIATED)	QUESTIONNAIRE LOCATION BY YEAR (FORM, SECTION, AND QUESTION NUMBER)													
			1976	1977	1978	1979	1980	1981	1982	1983	1984	1985	1986	1987	1988	

B09: EDUCATION. Post high school: status, plans, characteristics (continued)

00580	25	R WNTDO NONE	2C22F	2C22F	2C22F	2C22F	2C22F	2C22F	2C22F	2C22F	2C22F	2C22F	2C22F	2C22F	2C22F
00580	25	R WNTDO NONE	3C22F	3C22F	3C22F	3C22F	3C22F	3C22F	3C22F	3C22F	3C22F	3C22F	3C22F	3C22F	3C22F
00580	25	R WNTDO NONE	4C22F	4C22F	4C22F	4C22F	4C22F	4C22F	4C22F	4C22F	4C22F	4C22F	4C22F	4C22F	4C22F
00580	25	R WNTDO NONE	5C22F	5C22F	5C22F	5C22F	5C22F	5C22F	5C22F	5C22F	5C22F	5C22F	5C22F	5C22F	5C22F
00580	25	R WNTDO NONE													
10410	169	JOB OBSTC EDUCTN	4A13F	4A13F	4A13F	4A13F	4A13F	4A13F	4A13F	4A13F	4A13F	4A13F	4A13F	4A13F	4A13F
11320		P'IDEA OF EDUC	4E08J	4E08J	4E07J	4E07J	4E07J	4E07J	4E07J	4E07J	4E07J	4E07J	4E07J	4E07J	4E06J

B10: EDUCATION. Attitudes regarding educational institutions

06910		DHNSTY COLL&UNIV	2D04C	2D04C	2D04C	2D04C	2D04C	2D04C	2D04C	2D04C	2D04C	2D04C	2D04C	2D04C	2D04C
06920		DHNSTY PBLCL SCHL	2D04D	2D04D	2D04D	2D04D	2D04D	2D04D	2D04D	2D04D	2D04D	2D04D	2D04D	2D04D	2D04D
07650	130	PRCL INFL SCL RN	2E04A	2E08A	2E08A	2E10A	2E11A	2E11A	2E14A	2E14A	2E14A	2E14A	2E14A	2E15A	2E15A
07660	130	TCHR INFL SCL RN	2E04B	2E08B	2E08B	2E10B	2E11B	2E11B	2E14B	2E14B	2E14B	2E14B	2E14B	2E15B	2E15B
07670	130	STDS INFL SCL RN	2E04C	2E08C	2E08C	2E10C	2E11C	2E11C	2E14C	2E14C	2E14C	2E14C	2E14C	2E15C	2E15C
07680	130	PRTS INFL SCL RN	2E04D	2E08D	2E08D	2E10D	2E11D	2E11D	2E14D	2E14D	2E14D	2E14D	2E14D	2E15D	2E15D
08400	141	GD JB COLLG&UNIV	3A24C	3A24C	3A24C	3A24C	3A24C	3A24C	3A24C	3A24C	3A24C	3A24C	3A24C	3A24C	3A24C
08410	141	GD JB PBLCL SCHOL	3A24D	3A24D	3A24D	3A24D	3A24D	3A24D	3A24D	3A24D	3A24D	3A24D	3A24D	3A24D	3A24D
11130	183	MLTRY MORE ED	4E01B	4E01B	4E01B	4E01B	4E01B	4E01B	4E01B	4E01B	4E01B	4E01B	4E01B	4E01B	4E01B
11840	190	PLC WRK SCH/UNIV	5A05E	5A05E	5A05E	5A05E	5A05E	5A05E	5A05E	5A05E	5A05E	5A05E	5A05E	5A05E	5A05E
25760	117	SCHL RULES FAIR													

B11: EDUCATION. High school: length of experiences

23380		YRS SCHL PUBLCTN													
23390		YRS PRF ARTS-SCH													
23400		YRS PRF ARTS-OUT													
23410		YRS SPORTS-SCHL													
23420		YRS SPORTS-OUTSC													
23430		YRS ACADEMIC CLB													
23440		YRS OTH CLB/ACTV													
23450		YRS STUDENT GOVT													
23460		YRS VOCATNL CLUB													
23470		YRS HOBBY CLUB													
23480		YRS SCOUTING													
23490		YRS BOYS/GRSL CL													
23500		YRS COMMNTY ORGZ													
23510		YRS CHRCH YTH GR													
23520		YRS PRT-TIME JOB													

C01: WORK and LEISURE. Present or recent work experience

00590	25	HRS/W WRK SCHYR	1C23	1C23	1C23	1C23	1C23	1C23	1C23	1C23	1C23	1C23	1C23	1C23	1C23
00590	25	HRS/W WRK SCHYR	2C23	2C23	2C23	2C23	2C23	2C23	2C23	2C23	2C23	2C23	2C23	2C23	2C23
00590	25	HRS/W WRK SCHYR	3C23	3C23	3C23	3C23	3C23	3C23	3C23	3C23	3C23	3C23	3C23	3C23	3C23
00590	25	HRS/W WRK SCHYR	4C23	4C23	4C23	4C23	4C23	4C23	4C23	4C23	4C23	4C23	4C23	4C23	4C23
00590	25	HRS/W WRK SCHYR	5C23	5C23	5C23	5C23	5C23	5C23	5C23	5C23	5C23	5C23	5C23	5C23	5C23
00590	25	HRS/W WRK SCHYR													
01270	43	SAT PRESENT JOB	1A06A	1A06A	1A06A	1A06A	1A06A	1A06A	1A06A	1A06A	1A06A	1A06A	1A06A	1A06A	1A06A
05770	92	R IN WK-STDY PG	1D009	1D009	1D009	1D009	1D009	1D009	1D009	1D009	1D009	1D009	1D009	1D009	1D009
06540	111	FRQ FGT WRK/SCHL	2A19C	2A19C	2A19C	2A19C	2A19C	2A19C	2A19C	2A19C	2A19C	2A19C	2A19C	2A19C	2A19C
06540		FRQ FGT WRK/SCHL													
06660	113	FRQ DMG WK PRPTY	2A19O	2A19O	2A19O	2A19O	2A19O	2A19O	2A19O	2A19O	2A19O	2A19O	2A19O	2A19O	2A19O
06660		FRQ DMG WK PRPTY													
10910	176	CMP SATFD W/JOB	4D02	4D02	4D02	4D02	4D02	4D02	4D02	4D02	4D02	4D02	4D02	4D02	4D02
11790	189	XPRC MK R GD WKR	5A04C	5A04C	5A04C	5A04C	5A04C	5A04C	5A04C	5A04C	5A04C	5A04C	5A04C	5A04C	5A04C
11940	191	RCL CNTCT JOB	5A07F	5A07F	5A07F	5A07F	5A07F	5A07F	5A07F	5A07F	5A07F	5A07F	5A07F	5A07F	5A07F
21530	176	RCNT EMPLYMT EXP							4D03A	4D03A	4D03A	4D03A	4D03A	4D03A	4D03A
21540	177	JOB-#HRS/WEEK							4D03B	4D03B	4D03B	4D03B	4D03B	4D03B	4D03B
21550	177	JOB-SUPERVSR AGE							4D04	4D04	4D04	4D04	4D04	4D04	4D04
21560	177	JOB-#WKRS OWN AG							4D05	4D05	4D05	4D05	4D05	4D05	4D05
21570		JOB-USE BEST SKL							4D06A	4D06A	4D06A	4D06A	4D06A	4D06A	4D06A
21580		JOB-TEACH SKILLS							4D06B	4D06B	4D06B	4D06B	4D06B	4D06B	4D06B
21590		JOB-USE LRND SKL							4D06C	4D06C	4D06C	4D06C	4D06C	4D06C	4D06C
21600		JOB-DIF SOC BKGD							4D06D	4D06D	4D06D	4D06D	4D06D	4D06D	4D06D
21610		JOB-OVER AGE 30							4D06E	4D06E	4D06E	4D06E	4D06E	4D06E	4D06E
21620		JOB->STRESS							4D06F	4D06F	4D06F	4D06F	4D06F	4D06F	4D06F
21630		JOB-INTRFR W ED							4D06G	4D06G	4D06G	4D06G	4D06G	4D06G	4D06G
21640		JOB-INTRFR W SOC							4D06H	4D06H	4D06H	4D06H	4D06H	4D06H	4D06H
21650		JOB-INTRFR W FAM							4D06I	4D06I	4D06I	4D06I	4D06I	4D06I	4D06I
21660		JOB-INTERESTING							4D07A	4D07A	4D07A	4D07A	4D07A	4D07A	4D07A
21670		JOB-HAPPY FR LIF							4D07B	4D07B	4D07B	4D07B	4D07B	4D07B	4D07B
21680		JOB-EXPT FR LIF							4D07C	4D07C	4D07C	4D07C	4D07C	4D07C	4D07C
21690		JOB-STEP STONE							4D07D	4D07D	4D07D	4D07D	4D07D	4D07D	4D07D
21700		JOB-DO JST FOR \$							4D07E	4D07E	4D07E	4D07E	4D07E	4D07E	4D07E
21710	177	JOB-TCHR HELP GT							4D08	4D08	4D08	4D08	4D08	4D08	4D08
21720	177	JOB-WORK STUDY							4D09	4D09	4D09	4D09	4D09	4D09	4D09
23520		YRS PRT-TIME JOB													
25160	176	KIND OF PAID JOB													
29940	156	#HR/W CMPUTR JOB													

C02: WORK and LEISURE. Income sources; financial security

00600	25	R\$/AVG WEEK JOB	1C24A	1C24A	1C24A	1C24A	1C24A	1C24A	1C24A*	1C24A	1C24A	1C24A	1C24A	1C24A	1C24A
00600	25	R\$/AVG WEEK JOB	2C24A	2C24A	2C24A	2C24A	2C24A	2C24A	2C24A*	2C24A	2C24A	2C24A	2C24A	2C24A	2C24A

*=item text changed from previous year

313

*=item text changed from previous year



Item Ref. No.	Page Loc. in Vol.	ITEM DESCRIPTION (ABBREVIATED)	QUESTIONNAIRE LOCATION BY YEAR (FORM, SECTION, AND QUESTION NUMBER)											
			1976	1977	1978	1979	1980	1981	1982	1983	1984	1985	1986	1987

C02: WORK and LEISURE. Income sources; financial security (continued)

00600	25	R\$/AVG WEEK JOB	3C24A	3C24A	3C24A	3C24A	3C24A	3C24A	3C24A*	3C24A	3C24A	3C24A	3C24A	3C24A	3C24A
00600	25	R\$/AVG WEEK JOB	4C24A	4C24A	4C24A	4C24A	4C24A	4C24A	4C24A*	4C24A	4C24A	4C24A	4C24A	4C24A	4C24A
00600	25	R\$/AVG WEEK JOB	5C24A	5C24A	5C24A	5C24A	5C24A	5C24A	5C24A*	5C24A	5C24A	5C24A	5C24A	5C24A	5C24A
00610	26	R\$/AVG WEEK OTH	1C24B	1C24B	1C24B	1C24B	1C24B	1C24B	1C24B*	1C24B	1C24B	1C24B	1C24B	1C24B	1C24B
00610	26	R\$/AVG WEEK OTH	2C24B	2C24B	2C24B	2C24B	2C24B	2C24B	2C24B*	2C24B	2C24B	2C24B	2C24B	2C24B	2C24B
00610	26	R\$/AVG WEEK OTH	3C24B	3C24B	3C24B	3C24B	3C24B	3C24B	3C24B*	3C24B	3C24B	3C24B	3C24B	3C24B	3C24B
00610	26	R\$/AVG WEEK OTH	4C24B	4C24B	4C24B	4C24B	4C24B	4C24B	4C24B*	4C24B	4C24B	4C24B	4C24B	4C24B	4C24B
00610	26	R\$/AVG WEEK OTH	5C24B	5C24B	5C24B	5C24B	5C24B	5C24B	5C24B*	5C24B	5C24B	5C24B	5C24B	5C24B	5C24B
12990		I HAVE ENOUGH \$		5D04A	5D04A	5D04A	5D04A	5D02A	5D04A	5D04A	5D04A	5D04A	5D04A	5D04A	5D04A
13000		I LACK \$ FR BILL		5D04B	5D04B	5D04B	5D04B	5D02B	5D04B	5D04B	5D04B	5D04B	5D04B	5D04B	5D04B
13010		I WRY@-FINDG JOB		5D04C	5D04C	5D04C	5D04C	5D02C	5D04C	5D04C	5D04C	5D04C	5D04C	5D04C	5D04C
13020		I CAN FIND JOB		5D04D	5D04D	5D04D	5D04D	5D02D	5D04D	5D04D	5D04D	5D04D	5D04D	5D04D	5D04D
13030		I CAN KEEP MYJOB		5D04E	5D04E	5D04E	5D04E	5D02E	5D04E	5D04E	5D04E	5D04E	5D04E	5D04E	5D04E
13040		I WRY@LOSS MYJOB		5D04F	5D04F	5D04F	5D04F	5D02F	5D04F	5D04F	5D04F	5D04F	5D04F	5D04F	5D04F
20830	207	%%\$SAVE FUTR EDUC						5D03A	5D05A	5D05A	5D05A	5D05A	5D05A	5D05A	5D05A
20840	207	%%\$SAVE/SPEND CAR						5D03B	5D05B	5D05B	5D05B	5D05B	5D05B	5D05B	5D05B
20850	207	%%\$SAVE OTHER						5D03C	5D05C	5D05C	5D05C	5D05C	5D05C	5D05C	5D05C
20860	207	%%\$SPEND ON SELF						5D03D	5D05D	5D05D	5D05D	5D05D	5D05D	5D05D	5D05D
20870	208	%%\$SPEND HELP FAM						5D03E	5D05E	5D05E	5D05E	5D05E	5D05E	5D05E	5D05E

C03: WORK and LEISURE. Vocational plans, aspirations, expectations

00480	24	R WL DO VOC/TEC	1C21A	1C21A	1C21A	1C21A	1C21A	1C21A	1C21A	1C21A	1C21A	1C21A	1C21A	1C21A	1C21A
00480	24	R WL DO VOC/TEC	2C21A	2C21A	2C21A	2C21A	2C21A	2C21A	2C21A	2C21A	2C21A	2C21A	2C21A	2C21A	2C21A
00480	24	R WL DO VOC/TEC	3C21A	3C21A	3C21A	3C21A	3C21A	3C21A	3C21A	3C21A	3C21A	3C21A	3C21A	3C21A	3C21A
00480	24	R WL DO VOC/TEC	4C21A	4C21A	4C21A	4C21A	4C21A	4C21A	4C21A	4C21A	4C21A	4C21A	4C21A	4C21A	4C21A
00480	24	R WL DO VOC/TEC	5C21A	5C21A	5C21A	5C21A	5C21A	5C21A	5C21A	5C21A	5C21A	5C21A	5C21A	5C21A	5C21A
00480	24	R WL DO VOC/TEC													
00530	25	R WNTDO VOC/TEC	1C22A	1C22A	1C22A	1C22A	1C22A	1C22A	1C22A	1C22A	1C22A	1C22A	1C22A	1C22A	1C22A
00530	25	R WNTDO VOC/TEC	2C22A	2C22A	2C22A	2C22A	2C22A	2C22A	2C22A	2C22A	2C22A	2C22A	2C22A	2C22A	2C22A
00530	25	R WNTDO VOC/TEC	3C22A	3C22A	3C22A	3C22A	3C22A	3C22A	3C22A	3C22A	3C22A	3C22A	3C22A	3C22A	3C22A
00530	25	R WNTDO VOC/TEC	4C22A	4C22A	4C22A	4C22A	4C22A	4C22A	4C22A	4C22A	4C22A	4C22A	4C22A	4C22A	4C22A
00530	25	R WNTDO VOC/TEC	5C22A	5C22A	5C22A	5C22A	5C22A	5C22A	5C22A	5C22A	5C22A	5C22A	5C22A	5C22A	5C22A
00530	25	R WNTDO VOC/TEC													
06870	117	HOW GD AS WORKER	2D02C	2D02C	2D02C	2D02C	2D02C	2D02C	2D02C	2D02C	2D02C	2D02C	2D02C	2D02C	2D02C
08090	137	SAME JOB MST LIF	3A05E	3A05E	3A05E	3A05E	3A05E	3A05E	3A05E	3A05E	3A05E	3A05E	3A05E	3A05E	3A05E
10320	168	KIND OF WORK @30	4A09	4A09	4A09	4A09	4A09	4A09	4A09	4A09	4A09	4A09	4A09	4A09	4A09
10330	168	R SURE GT THS WK	4A10	4A10	4A10	4A10	4A10	4A10	4A10	4A10	4A10	4A10	4A10	4A10	4A10
10340	168	R SURE WK GD CHC	4A11	4A11	4A11	4A11	4A11	4A11	4A11	4A11	4A11	4A11	4A11	4A11	4A11
10350	168	R THNK WK BE SAT	4A12	4A12	4A12	4A12	4A12	4A12	4A12	4A12	4A12	4A12	4A12	4A12	4A12
10360	169	JOB OBSTC RELGN	4A13A	4A13A	4A13A	4A13A	4A13A	4A13A	4A13A	4A13A	4A13A	4A13A	4A13A	4A13A	4A13A
10370	169	JOB OBSTC SEX	4A13B	4A13B	4A13B	4A13B	4A13B	4A13B	4A13B	4A13B	4A13B	4A13B	4A13B	4A13B	4A13B
10380	169	JOB OBSTC RACE	4A13C	4A13C	4A13C	4A13C	4A13C	4A13C	4A13C	4A13C	4A13C	4A13C	4A13C	4A13C	4A13C
10390	169	JOB OBSTC BGRND	4A13D	4A13D	4A13D	4A13D	4A13D	4A13D	4A13D	4A13D	4A13D	4A13D	4A13D	4A13D	4A13D
10400	169	JOB OBSTC POL VW	4A13E	4A13E	4A13E	4A13E	4A13E	4A13E	4A13E	4A13E	4A13E	4A13E	4A13E	4A13E	4A13E
10410	169	JOB OBSTC EDUCN	4A13F	4A13F	4A13F	4A13F	4A13F	4A13F	4A13F	4A13F	4A13F	4A13F	4A13F	4A13F	4A13F
10420	169	JOB OBSTC -VOC T	4A13G	4A13G	4A13G	4A13G	4A13G	4A13G	4A13G	4A13G	4A13G	4A13G	4A13G	4A13G	4A13G
10430	169	JOB OBSTC -ABLT	4A13H	4A13H	4A13H	4A13H	4A13H	4A13H	4A13H	4A13H	4A13H	4A13H	4A13H	4A13H	4A13H
10440	170	JOB OBSTC -PULL	4A13I	4A13I	4A13I	4A13I	4A13I	4A13I	4A13I	4A13I	4A13I	4A13I	4A13I	4A13I	4A13I
10450	170	JOB OBSTC -WK HD	4A13J	4A13J	4A13J	4A13J	4A13J	4A13J	4A13J	4A13J	4A13J	4A13J	4A13J	4A13J	4A13J
10460	170	JOB OBSTC -CONFM	4A13K	4A13K	4A13K	4A13K	4A13K	4A13K	4A13K	4A13K	4A13K	4A13K	4A13K	4A13K	4A13K

C04: WORK AND LEISURE. Preferences regarding job characteristics

01460	46	IMP STEADY WORK	1A07F	1A07F	1A07F	1A07F	1A07F	1A07F	1A07F	1A07F	1A07F	1A07F	1A07F	1A07F	1A07F
08050	136	LIK WRK CAN FRGT	3A05A	3A05A	3A05A	3A05A	3A05A	3A05A	3A05A	3A05A	3A05A	3A05A	3A05A	3A05A	3A05A
10090	164	JOB IMPC SE RSLT	4A08A	4A08A	4A08A	4A08A	4A08A	4A08A	4A08A	4A08A	4A08A	4A08A	4A08A	4A08A	4A08A
10100	165	JOB IMPC STATUS	4A08B	4A08B	4A08B	4A08B	4A08B	4A08B	4A08B	4A08B	4A08B	4A08B	4A08B	4A08B	4A08B
10110	165	JOB IMPC INTRSTG	4A08C	4A08C	4A08C	4A08C	4A08C	4A08C	4A08C	4A08C	4A08C	4A08C	4A08C	4A08C	4A08C
10120	165	JOB IMPC ADVNCMT	4A08D	4A08D	4A08D	4A08D	4A08D	4A08D	4A08D	4A08D	4A08D	4A08D	4A08D	4A08D	4A08D
10130	165	JOB IMPC HLP OTH	4A08E	4A08E	4A08E	4A08E	4A08E	4A08E	4A08E	4A08E	4A08E	4A08E	4A08E	4A08E	4A08E
10140	165	JOB IMPC EARN \$	4A08F	4A08F	4A08F	4A08F	4A08F	4A08F	4A08F	4A08F	4A08F	4A08F	4A08F	4A08F	4A08F
10150	165	JOB IMPC CREATVY	4A08G	4A08G	4A08G	4A08G	4A08G	4A08G	4A08G	4A08G	4A08G	4A08G	4A08G	4A08G	4A08G
10160	165	JOB IMPC UTILITY	4A08H	4A08H	4A08H	4A08H	4A08H	4A08H	4A08H	4A08H	4A08H	4A08H	4A08H	4A08H	4A08H
10170	165	JOB IMPC MK FRND	4A08I	4A08I	4A08I	4A08I	4A08I	4A08I	4A08I	4A08I	4A08I	4A08I	4A08I	4A08I	4A08I
10180	166	JOB IMPC USE SKL	4A08J	4A08J	4A08J	4A08J	4A08J	4A08J	4A08J	4A08J	4A08J	4A08J	4A08J	4A08J	4A08J
10190	166	JOB IMPC WRTHWLE	4A08K	4A08K	4A08K	4A08K	4A08K	4A08K	4A08K	4A08K	4A08K	4A08K	4A08K	4A08K	4A08K
10200	166	JOB IMPC VACATN	4A08L	4A08L	4A08L	4A08L	4A08L	4A08L	4A08L	4A08L	4A08L	4A08L	4A08L	4A08L	4A08L
10210	166	JOB IMPC MK DCSN	4A08M	4A08M	4A08M	4A08M	4A08M	4A08M	4A08M	4A08M	4A08M	4A08M	4A08M	4A08M	4A08M
10220	166	JOB IMPC FRE TIM	4A08N	4A08N	4A08N	4A08N	4A08N	4A08N	4A08N	4A08N	4A08N	4A08N	4A08N	4A08N	4A08N
10230	166	JOB IMPC NO MVNG	4A08O	4A08O	4A08O	4A08O	4A08O	4A08O	4A08O	4A08O	4A08O	4A08O	4A08O	4A08O	4A08O
10240	166	JOB IMPC NO SPRV	4A08P	4A08P	4A08P	4A08P	4A08P	4A08P	4A08P	4A08P	4A08P	4A08P	4A08P	4A08P	4A08P
10250	166	JOB IMPC SECURTY	4A08Q	4A08Q	4A08Q	4A08Q	4A08Q	4A08Q	4A08Q	4A08Q	4A08Q	4A08Q	4A08Q	4A08Q	4A08Q
10260	167	JOB IMPC LRNING	4A08R	4A08R	4A08R	4A08R	4A08R	4A08R	4A08R	4A08R	4A08R	4A08R	4A08R	4A08R	4A08R
10270	167	JOB IMPC BE SELF	4A08S	4A08S	4A08S	4A08S	4A08S	4A08S	4A08S	4A08S	4A08S	4A08S	4A08S	4A08S	4A08S
10280	167	JOB IMPC RESPECT	4A08T	4A08T	4A08T	4A08T	4A08T	4A08T	4A08T	4A08T	4A08T	4A08T	4A08T	4A08T	4A08T
10290	167	JOB IMPC CNTC PL	4A08U	4A08U	4A08U	4A08U	4A08U	4A08U	4A08U	4A08U	4A08U	4A08U	4A08U	4A08U	4A08U
10300	167	JOB IMPC EZ PACE	4A08V	4A08V	4A08V	4A08V	4A08V	4A08V	4A08V	4A08V	4A08V	4A08V	4A08V	4A08V	4A08V
10310	167	JOB IMPC HRD PRB	4A08W	4A08W	4A08W	4A08W	4A08W	4A08W	4A08W	4A08W	4A08W	4A08W	4A08W	4A08W	4A08W
25800	175	# HRS PREF WORK													
25810	176	PRT #HR PREF WRK													

315

[illegible]

C02: WORK and LEISURE. Income sources: financial security (continued)

[illegible]

C03: WORK and LEISURE. Vocational plans, aspirations, expectations

[illegible]

C04: WORK AND LEISURE. Preferences regarding job characteristics

[illegible]

*=item text changed from previous year

C05: WORK and LEISURE. Desirability of different working arrangements and settings

C06: WORK AND LEISURE. Work ethic / success orientation

C07: WORK and LEISURE. Leisure time: extent, activities

*=item text changed from previous year

[illegible]

C05: WORK and LEISURE. Desirability of different working arrangements and settings

[illegible]

C06: WORK AND LEISURE. Work ethic / success orientation

[illegible]

C07: WORK and LEISURE. Leisure time: extent, activities

[illegible]

*=item text changed from previous year

C07: WORK and LEISURE. Leisure time: extent, activities (continued)

C08: WORK and LEISURE. Attitudes toward leisure time

C09: WORK and LEISURE. Computer use

D01: SEX ROLES and FAMILY. Dating and marriage: status, attitudes, expectations

D02: SEX ROLES and FAMILY. Parenthood: status, attitudes, expectations[illegible]

319

C07: WORK and LEISURE. Leisure time: extent, activities (continued)

C08: WORK and LEISURE. Attitudes toward leisure time

C09: WORK and LEISURE. Computer use

D01: SEX ROLES and FAMILY. Dating and marriage: status, attitudes, expectations

D02: SEX ROLES and FAMILY. Parenthood: status, attitudes, expectations

*=item text changed from previous year

D03: SEX ROLES and FAMILY. Values surrounding marriage and family

D04: SEX ROLES and FAMILY. Preferences regarding marital/familial arrangements

D05: SEX ROLES and FAMILY. Sex role attitudes

D06: SEX ROLES and FAMILY. Opinions regarding gender discrimination

[illegible]

QUESTION INDEX 1976-2007

321

Item Ref. No.	QUESTIONNAIRE LOCATION BY YEAR (FORM, SECTION, AND QUESTION NUMBER)																		
	1989	1990	1991	1992	1993	1994	1995	1996	1997	1998	1999	2000	2001	2002	2003	2004	2005	2006	2007

D03: SEX ROLES and FAMILY. Values surrounding marriage and family

01420	1A07B	1A07B	1A07B	1A07B	1A07B	1A07B	1A07B	1A07B	1A07B	1A07B	1A07B	1A07B	1A07B	1A07B	1A07B	1A07B	1A07B	1A07B	1A07B
10470	4A15A	4A15A	4A15A	4A15A	4A15A	4A15A	4A15A	4A15A	4A15A	4A15A	4A15A	4A15A	4A15A	4A15A	4A15A	4A15A	4A15A	4A15A	4A15A
10480	4A15B	4A15B	4A15B	4A15B	4A15B	4A15B	4A15B	4A15B	4A15B	4A15B	4A15B	4A15B	4A15B	4A15B	4A15B	4A15B	4A15B	4A15B	4A15B
10490	4A15C	4A15C	4A15C	4A15C	4A15C	4A15C	4A15C	4A15C	4A15C	4A15C	4A15C	4A15C	4A15C	4A15C	4A15C	4A15C	4A15C	4A15C	4A15C
12150	5A18J	5A18J	5A18J	5A18J	5A18J	5A18J	5A18J	5A18J	5A18J	5A18J	5A18J	5A18J	5A18J	5A18J	5A18J	5A18J	5A18J	5A18J	5A18J
12770	5D02	5D02	5D02	5D02	5D02	5D02	5D02	5D02	5D02	5D02	5D02	5D02	5D02	5D02	5D02	5D02	5D02	5D02	5D02
12775	5D03	5D03	5D03	5D03	5D03	5D03	5D03	5D03	5D03	5D03	5D03	5D03	5D03	5D03	5D03	5D03	5D03	5D03	5D03

D04: SEX ROLES and FAMILY. Preferences regarding marital/familial arrangements

06160	2A08A	2A08A	2A08A	2A08A	2A08A	2A08A	2A08A	2A08A	2A08A	2A08A	2A08A	2A08A	2A08A	2A08A	2A08A	2A08A	2A08A	2A08A	2A08A
06170	2A08B	2A08B	2A08B	2A08B	2A08B	2A08B	2A08B	2A08B	2A08B	2A08B	2A08B	2A08B	2A08B	2A08B	2A08B	2A08B	2A08B	2A08B	2A08B
06180	2A08C	2A08C	2A08C	2A08C	2A08C	2A08C	2A08C	2A08C	2A08C	2A08C	2A08C	2A08C	2A08C	2A08C	2A08C	2A08C	2A08C	2A08C	2A08C
06190	2A08D	2A08D	2A08D	2A08D	2A08D	2A08D	2A08D	2A08D	2A08D	2A08D	2A08D	2A08D	2A08D	2A08D	2A08D	2A08D	2A08D	2A08D	2A08D
06200	2A08E	2A08E	2A08E	2A08E	2A08E	2A08E	2A08E	2A08E	2A08E	2A08E	2A08E	2A08E	2A08E	2A08E	2A08E	2A08E	2A08E	2A08E	2A08E
06210	2A08F	2A08F	2A08F	2A08F	2A08F	2A08F	2A08F	2A08F	2A08F	2A08F	2A08F	2A08F	2A08F	2A08F	2A08F	2A08F	2A08F	2A08F	2A08F
06220	2A09A	2A09A	2A09A	2A09A	2A09A	2A09A	2A09A	2A09A	2A09A	2A09A	2A09A	2A09A	2A09A	2A09A	2A09A	2A09A	2A09A	2A09A	2A09A
06230	2A09B	2A09B	2A09B	2A09B	2A09B	2A09B	2A09B	2A09B	2A09B	2A09B	2A09B	2A09B	2A09B	2A09B	2A09B	2A09B	2A09B	2A09B	2A09B
06240	2A09C	2A09C	2A09C	2A09C	2A09C	2A09C	2A09C	2A09C	2A09C	2A09C	2A09C	2A09C	2A09C	2A09C	2A09C	2A09C	2A09C	2A09C	2A09C
06250	2A09D	2A09D	2A09D	2A09D	2A09D	2A09D	2A09D	2A09D	2A09D	2A09D	2A09D	2A09D	2A09D	2A09D	2A09D	2A09D	2A09D	2A09D	2A09D
06260	2A09E	2A09E	2A09E	2A09E	2A09E	2A09E	2A09E	2A09E	2A09E	2A09E	2A09E	2A09E	2A09E	2A09E	2A09E	2A09E	2A09E	2A09E	2A09E
06270	2A09F	2A09F	2A09F	2A09F	2A09F	2A09F	2A09F	2A09F	2A09F	2A09F	2A09F	2A09F	2A09F	2A09F	2A09F	2A09F	2A09F	2A09F	2A09F
06280	2A10A	2A10A	2A10A	2A10A	2A10A	2A10A	2A10A	2A10A	2A10A	2A10A	2A10A	2A10A	2A10A	2A10A	2A10A	2A10A	2A10A	2A10A	2A10A
06290	2A10B	2A10B	2A10B	2A10B	2A10B	2A10B	2A10B	2A10B	2A10B	2A10B	2A10B	2A10B	2A10B	2A10B	2A10B	2A10B	2A10B	2A10B	2A10B
06300	2A10C	2A10C	2A10C	2A10C	2A10C	2A10C	2A10C	2A10C	2A10C	2A10C	2A10C	2A10C	2A10C	2A10C	2A10C	2A10C	2A10C	2A10C	2A10C
06310	2A10D	2A10D	2A10D	2A10D	2A10D	2A10D	2A10D	2A10D	2A10D	2A10D	2A10D	2A10D	2A10D	2A10D	2A10D	2A10D	2A10D	2A10D	2A10D
06320	2A10E	2A10E	2A10E	2A10E	2A10E	2A10E	2A10E	2A10E	2A10E	2A10E	2A10E	2A10E	2A10E	2A10E	2A10E	2A10E	2A10E	2A10E	2A10E
11560																			
11570																			
11580																			
11590																			
11600																			
11610																			
11620																			
11630																			
11640																			
11650																			
13150																			
13160																			
13170																			
13180																			
13280																			
13290																			
13300																			
13310																			
13320																			
13420																			
13430																			
13440																			
13450																			
13460																			
13470																			
13480																			

D05: SEX ROLES and FAMILY. Sex role attitudes

07970	3A03E	3A03E	3A03E	3A03E	3A03E	3A03E	3A03E	3A03E	3A03E	3A03E	3A03E	3A03E	3A03E	3A03E	3A03E	3A03E	3A03E	3A03E	3A03E
07980	3A03F	3A03F	3A03F	3A03F	3A03F	3A03F	3A03F	3A03F	3A03F	3A03F	3A03F	3A03F	3A03F	3A03F	3A03F	3A03F	3A03F	3A03F	3A03F
07990	3A03G	3A03G	3A03G	3A03G	3A03G	3A03G	3A03G	3A03G	3A03G	3A03G	3A03G	3A03G	3A03G	3A03G	3A03G	3A03G	3A03G	3A03G	3A03G
10500	4A15D	4A15D	4A15D	4A15D	4A15D	4A15D	4A15D	4A15D	4A15D	4A15D	4A15D	4A15D	4A15D	4A15D	4A15D	4A15D	4A15D	4A15D	4A15D
10510	4A15E	4A15E	4A15E	4A15E	4A15E	4A15E	4A15E	4A15E	4A15E	4A15E	4A15E	4A15E	4A15E	4A15E	4A15E	4A15E	4A15E	4A15E	4A15E
10520	4A15F	4A15F	4A15F	4A15F	4A15F	4A15F	4A15F	4A15F	4A15F	4A15F	4A15F	4A15F	4A15F	4A15F	4A15D	4A15D	4A15D	4A15D	4A15D
10530	4A15G	4A15G	4A15G	4A15G	4A15G	4A15G	4A15G	4A15G	4A15G	4A15G	4A15G	4A15G	4A15G	4A15F	4A15F	4A15F	4A15F	4A15F	4A15F
10540	4A15H	4A15H	4A15H	4A15H	4A15H	4A15H	4A15H	4A15H	4A15H	4A15H	4A15H	4A15H	4A15H	4A15H	4A15H	4A15H	4A15H	4A15H	4A15H
11330	4E06K	4E06K	4E06K	4E06K	4E06K	4E06K	4E06K	4E06K	4E06K	4E06K	4E06K	4E06K	4E06K	4E06K	4E06K	4E06K	4E06K	4E06K	4E06K
12160	5A18K	5A18K	5A18K	5A18K	5A18K	5A18K	5A18K	5A18K	5A18K	5A18K	5A18K	5A18K	5A18K	5A18K	5A18K	5A18K	5A18K	5A18K	5A18K
12170															4A15E	4A15E	4A15E	4A15E	4A15E
12170	5A18L	5A18L	5A18L	5A18L	5A18L	5A18L	5A18L	5A18L	5A18L	5A18L	5A18L	5A18L	5A18L	5A18L	5A18L	5A18L	5A18L	5A18L	5A18L
12180															4A15G	4A15G	4A15G	4A15G	4A15G
12180	5A18M	5A18M	5A18M	5A18M	5A18M	5A18M	5A18M	5A18M	5A18M	5A18M	5A18M	5A18M	5A18M	5A18M	5A18M	5A18M	5A18M	5A18M	5A18M
12190	5A18N	5A18N	5A18N	5A18N	5A18N	5A18N	5A18N	5A18N	5A18N	5A18N	5A18N	5A18N	5A18N	5A18N	5A18N	5A18N	5A18N	5A18N	5A18N

D06: SEX ROLES and FAMILY. Opinions regarding gender discrimination

07930	3A03A	3A03A	3A03A	3A03A	3A03A	3A03A	3A03A	3A03A	3A03A	3A03A	3A03A	3A03A	3A03A	3A03A	3A03A	3A03A	3A03A	3A03A	3A03A
07940	3A03B	3A03B	3A03B	3A03B	3A03B	3A03B	3A03B	3A03B	3A03B	3A03B	3A03B	3A03B	3A03B	3A03B	3A03B	3A03B	3A03B	3A03B	3A03B
07950	3A03C	3A03C	3A03C	3A03C	3A03C	3A03C	3A03C	3A03C	3A03C	3A03C	3A03C	3A03C	3A03C	3A03C	3A03C	3A03C	3A03C	3A03C	3A03C
07960	3A03D	3A03D	3A03D	3A03D	3A03D	3A03D	3A03D	3A03D	3A03D	3A03D	3A03D	3A03D	3A03D	3A03D	3A03D	3A03D	3A03D	3A03D	3A03D
10370	4A13B	4A13B	4A13B	4A13B	4A13B	4A13B	4A13B	4A13B	4A13B	4A13B	4A13B	4A13B	4A13B	4A13B	4A13B	4A13B	4A13B	4A13B	4A13B
11180	4E03	4E03	4E03	4E03	4E03	4E03	4E03	4E03	4E03	4E03	4E03	4E03	4E03	4E03	4E03	4E03	4E03	4E03	4E03
12290	5A22A	5A22A	5A22A	5A22A	5A22A	5A22A	5A22A	5A22A	5A22A	5A22A	5A22A	5A22A	5A22A	5A22A	5A22A	5A24A	5A24A	5A24A	5A24A
12300	5A22B	5A22B	5A22B	5A22B	5A22B	5A22B	5A22B	5A22B	5A22B	5A22B	5A22B	5A22B	5A22B	5A22B	5A22B	5A24B	5A24B	5A24B	5A24B
12310	5A22C	5A22C	5A22C	5A22C	5A22C	5A22C	5A22C	5A22C	5A22C	5A22C	5A22C	5A22C	5A22C	5A22C	5A22C	5A24C	5A24C	5A24C	5A24C
12320	5A22D	5A22D	5A22D	5A22D	5A22D	5A22D	5A22D	5A22D	5A22D	5A22D	5A22D	5A22D	5A22D	5A22D	5A22D	5A24D	5A24D	5A24D	5A24D
12330	5A22E	5A22E	5A22E	5A22E	5A22E	5A22E	5A22E	5A22E	5A22E	5A22E	5A22E	5A22E	5A22E	5A22E	5A22E	5A24E	5A24E	5A24E	5A24E

[illegible]

Item Ref. No.	QUESTIONNAIRE LOCATION BY YEAR (FORM, SECTION, AND QUESTION NUMBER)																		
	1989	1990	1991	1992	1993	1994	1995	1996	1997	1998	1999	2000	2001	2002	2003	2004	2005	2006	2007

D06: SEX ROLES and FAMILY. Opinions regarding gender discrimination (continued)

12340	5A22F	5A22F	5A22F	5A22F	5A22F	5A22F	5A22F	5A22F	5A22F	5A22F	5A22F	5A22F	5A22F	5A22F	5A22F	5A24F	5A24F	5A24F	5A24F
12350	5A22G	5A22G	5A22G	5A22G	5A22G	5A22G	5A22G	5A22G	5A22G	5A22G	5A22G	5A22G	5A22G	5A22G	5A22G	5A24G	5A24G	5A24G	5A24G

E01: POPULATION CONCERNS. Overpopulation

08360	3A22	3A22	3A22	3A22	3A22	3A22	3A22	3A22	3A22	3A22	3A22	3A22	3A22	3A22	3A22	3A22	3A22	3A22	3A22
09760	3E03A	3E03A	3E03A	3E03A	3E03A	3E03A	3E03A	3E03A	3E03A	3E03A	3E03A	3E03A	3E03A	3E03A	3E03A	3E03A	3E03A	3E03A	3E03A
09770	3E03B	3E03B	3E03B	3E03B	3E03B	3E03B	3E03B	3E03B	3E03B	3E03B	3E03B	3E03B	3E03B	3E03B	3E03B	3E03B	3E03B	3E03B	3E03B
09780	3E03C	3E03C	3E03C	3E03C	3E03C	3E03C	3E03C	3E03C	3E03C	3E03C	3E03C	3E03C	3E03C	3E03C	3E03C	3E03C	3E03C	3E03C	3E03C
09790	3E03D	3E03D	3E03D	3E03D	3E03D	3E03D	3E03D	3E03D	3E03D	3E03D	3E03D	3E03D	3E03D	3E03D	3E03D	3E03D	3E03D	3E03D	3E03D
09830																			
09840																			
09850																			
11670	5A03B	5A03B	5A03B	5A03B	5A03B	5A03B	5A03B	5A03B	5A03B	5A03B	5A03B	5A03B	5A03B	5A03B	5A03B	5A03B	5A03B	5A03B	5A03B
12270	5A20H	5A20H	5A20H	5A20H	5A20H	5A20H	5A20H	5A20H	5A20H	5A20H	5A20H	5A20H	5A20H	5A20H	5A20H	5A20H	5A20H	5A20H	5A20H

E02: POPULATION CONCERNS. Birth control

09800	3E03E	3E03E	3E03E	3E03E	3E03E	3E03E	3E03E	3E03E											
09810	3E03F	3E03F	3E03F	3E03F	3E03F	3E03F	3E03F	3E03F											
09820	3E03G	3E03G	3E03G	3E03G	3E03G	3E03G	3E03G	3E03G											
09860	3E04	3E04	3E04	3E04	3E04	3E04	3E04	3E04											
09870	3E05	3E05	3E05	3E05	3E05	3E05	3E05	3E05											

F01: CONSERVATION, MATERIALISM, EQUITY, ETC. Personal materialism

01350	1A06I	1A06I	1A06I	1A06I	1A06I	1A06I	1A06I	1A06I	1A06I	1A06I	1A06I	1A06I	1A06I	1A06I	1A06I	1A06I	1A06I	1A06I	1A06I
01430	1A07C	1A07C	1A07C	1A07C	1A07C	1A07C	1A07C	1A07C	1A07C	1A07C	1A07C	1A07C	1A07C	1A07C	1A07C	1A07C	1A07C	1A07C	1A07C
05930	2A02L	2A02L	2A02L	2A02L	2A02L	2A02L	2A02L	2A02L	2A02L	2A02L	2A02L	2A02L	2A02L	2A02L	2A02L	2A02L	2A02L	2A02L	2A02L
05930	6A02H	6A02H	6A02H	6A02H	6A02H	6A02H	6A02H	6A02H	6A02H	6A02H	6A02H	6A02H	6A02H	6A02H	6A02H	6A02H	6A02H	6A02H	6A02H
07700																			
07710																			
07720																			
07730																			
07740																			
07750																			
07760																			
07770																			
07780																			
07790																			
07800																			
07810																			
07820																			
07830																			
08020	3A04C	3A04C	3A04C	3A04C	3A04C	3A04C	3A04C	3A04C	3A04C	3A04C	3A04C	3A04C	3A04C	3A04C	3A04C	3A04C	3A04C	3A04C	3A04C
10060	4A06J	4A06J	4A06J	4A06J	4A06J	4A06J	4A06J	4A06J	4A06J	4A06J	4A06J	4A06J	4A06J	4A06J	4A06J	4A06J	4A06J	4A06J	4A06J
10060	5A18I	5A18I	5A18I	5A18I	5A18I	5A18I	5A18I	5A18I	5A18I	5A18I	5A18I	5A18I	5A18I	5A18I	5A18I	5A18I	5A18I	5A18I	5A18I
10140	4A08F	4A08F	4A08F	4A08F	4A08F	4A08F	4A08F	4A08F	4A08F	4A08F	4A08F	4A08F	4A08F	4A08F	4A08F	4A08F	4A08F	4A08F	4A08F
12020	5A15A	5A15A	5A15A	5A15A	5A15A	5A15A	5A15A	5A15A	5A15A	5A15A	5A15A	5A15A	5A15A	5A15A	5A15A	5A15A	5A15A	5A15A	5A15A
12030	5A15B	5A15B	5A15B	5A15B	5A15B	5A15B	5A15B	5A15B	5A15B	5A15B	5A15B	5A15B	5A15B	5A15B	5A15B	5A15B	5A15B	5A15B	5A15B
12040	5A15C	5A15C	5A15C	5A15C	5A15C	5A15C	5A15C	5A15C	5A15C	5A15C	5A15C	5A15C	5A15C	5A15C	5A15C	5A15C	5A15C	5A15C	5A15C
12050	5A16	5A16	5A16	5A16	5A16	5A16	5A16	5A16	5A16	5A16	5A16	5A16	5A16	5A16	5A16	5A16	5A16	5A16	5A16
12060	5A17	5A17	5A17	5A17	5A17	5A17	5A17	5A17	5A17	5A17	5A17	5A17	5A17	5A17	5A17	5A17	5A17	5A17	5A17
13600	3E06C	3E06C	3E06C	3E06C	3E06C	3E06C	3E06C	3E06C	3E06C	3E06C	3E06C	3E06C	3E06C	3E06C	3E06C	3E06C	3E06C	3E06C	3E06C
13700																			
13710																			
13720																			
13730																			
13740																			
13750																			
13760																			
13770																			
13780																			
13790																			
13800																			
13810																			
13820																			
13830																			
13835	3E09A	3E09A	3E09A	3E09A	3E09A	3E09A	3E09A	3E09A	3E09A	3E08A	3E09A	3E09A	3E09A	3E09A	3E09A	3E09A	3E09A	3E09A	3E09A
13840	3E09B	3E09B	3E09B	3E09B	3E09B	3E09B	3E09B	3E09B	3E09B	3E08B	3E09B	3E09B	3E09B	3E09B	3E09B	3E09B	3E09B	3E09B	3E09B
13850	3E09C	3E09C	3E09C	3E09C	3E09C	3E09C	3E09C	3E09C	3E09C	3E08C	3E09C	3E09C	3E09C	3E09C	3E09C	3E09C	3E09C	3E09C	3E09C
13860	3E09D	3E09D	3E09D	3E09D	3E09D	3E09D	3E09D	3E09D	3E09D	3E08D	3E09D	3E09D	3E09D	3E09D	3E09D	3E09D	3E09D	3E09D	3E09D
13870	3E09E	3E09E	3E09E	3E09E	3E09E	3E09E	3E09E	3E09E	3E09E	3E08E	3E09E	3E09E	3E09E	3E09E	3E09E	3E09E	3E09E	3E09E	3E09E
13880	3E09F	3E09F	3E09F	3E09F	3E09F	3E09F	3E09F	3E09F	3E09F	3E08F	3E09F	3E09F	3E09F	3E09F	3E09F	3E09F	3E09F	3E09F	3E09F
13890	3E09G	3E09G	3E09G	3E09G	3E09G	3E09G	3E09G	3E09G	3E09G	3E08G	3E09G	3E09G	3E09G	3E09G	3E09G	3E09G	3E09G	3E09G	3E09G
13900	3E09H	3E09H	3E09H	3E09H	3E09H	3E09H	3E09H	3E09H	3E09H	3E08H	3E09H	3E09H	3E09H	3E09H	3E09H	3E09H	3E09H	3E09H	3E09H
13910	3E09I	3E09I	3E09I	3E09I	3E09I	3E09I	3E09I	3E09I	3E09I	3E08I	3E09I	3E09I	3E09I	3E09I	3E09I	3E09I	3E09I	3E09I	3E09I
13920	3E09J	3E09J	3E09J	3E09J	3E09J	3E09J	3E09J	3E09J	3E09J	3E08J	3E09J	3E09J	3E09J	3E09J	3E09J	3E09J	3E09J	3E09J	3E09J
13930	3E09K	3E09K	3E09K	3E09K	3E09K	3E09K	3E09K	3E09K	3E09K	3E08K	3E09K	3E09K	3E09K	3E09K	3E09K	3E09K	3E09K	3E09K	3E09K
13940	3E09L	3E09L	3E09L	3E09L	3E09L	3E09L	3E09L	3E09L	3E09L	3E08L	3E09L	3E09L	3E09L	3E09L	3E09L	3E09L	3E09L	3E09L	3E09L

F02: CONSERVATION, MATERIALISM, EQUITY, ETC. Societal materialism and advertising

06000	2A03B	2A03B	2A03B	2A03B	2A03B	2A03B	2A03B	2A03B	2A03B	2A03B	2A03B	2A03B	2A03B	2A03B	2A03B	2A03B	2A03B	2A03B	2A03B
06010	2A03C	2A03C	2A03C	2A03C	2A03C	2A03C	2A03C	2A03C	2A03C	2A03C	2A03C	2A03C	2A03C	2A03C	2A03C	2A03C	2A03C	2A03C	2A03C

*=item text changed from previous year

[illegible]

325

[illegible]



Item Ref. No.	Page Loc. in Vol.	ITEM DESCRIPTION (ABBREVIATED)	QUESTIONNAIRE LOCATION BY YEAR (FORM, SECTION, AND QUESTION NUMBER)											
			1976	1977	1978	1979	1980	1981	1982	1983	1984	1985	1986	1987

F07: CONSERVATION, MATERIALISM, EQUITY, ETC. Driving and use of mass transit (continued)

11960	192	DNT HV DRVR LCNS	5A09	5A09	5A09	5A09	5A09	5A09	5A09	5A09	5A09	5A09	5A09	5A09	5A09
11970	192	DONT OWN CAR	5A10	5A10	5A10	5A10	5A10	5A10	5A10	5A10	5A10	5A10	5A10	5A10	5A10
11980	192	NEVR USE OTHS CR	5A11	5A11	5A11	5A11	5A11	5A11	5A11	5A11	5A11	5A11	5A11	5A11	5A11
11990	192	R CUT DRIVING	5A12	5A12	5A12	5A12	5A12	5A12	5A12	5A12	5A12	5A12	5A12	5A12	5A12
16430		SAT EVB CAR POOL			2E05A										
22210		USE SEATBLT-DRVR											2E22	2E23	2E23
22210	28	USE SEATBLT-DRVR											2E23	2E24	2E24
22220		USE SEATBLT-RIDR													
22220	28	USE SEATBLT-RIDR													

G: RELIGION. Religious preferences, activities, views

00360	22	R'S RELGS PRFNC	1C13A	1C13A	1C13A	1C13A	1C13A	1C13A	1C13A*	1C13A	1C13A	1C13A	1C13A	1C13A	1C13A
00360	22	R'S RELGS PRFNC	2C13A	2C13A	2C13A	2C13A	2C13A	2C13A	2C13A*	2C13A	2C13A	2C13A	2C13A	2C13A	2C13A
00360	22	R'S RELGS PRFNC	3C13A	3C13A	3C13A	3C13A	3C13A	3C13A	3C13A*	3C13A	3C13A	3C13A	3C13A	3C13A	3C13A
00360	22	R'S RELGS PRFNC	4C13A	4C13A	4C13A	4C13A	4C13A	4C13A	4C13A*	4C13A	4C13A	4C13A	4C13A	4C13A	4C13A
00360	22	R'S RELGS PRFNC	5C13A	5C13A	5C13A	5C13A	5C13A	5C13A	5C13A*	5C13A	5C13A	5C13A	5C13A	5C13A	5C13A
00360	22	R'S RELGS PRFNC													
00370	22	R'ATTND REL SVC	1C13B	1C13B	1C13B	1C13B	1C13B	1C13B	1C13B	1C13B	1C13B	1C13B	1C13B	1C13B	1C13B
00370	22	R'ATTND REL SVC	2C13B	2C13B	2C13B	2C13B	2C13B	2C13B	2C13B	2C13B	2C13B	2C13B	2C13B	2C13B	2C13B
00370	22	R'ATTND REL SVC	3C13B	3C13B	3C13B	3C13B	3C13B	3C13B	3C13B	3C13B	3C13B	3C13B	3C13B	3C13B	3C13B
00370	22	R'ATTND REL SVC	4C13B	4C13B	4C13B	4C13B	4C13B	4C13B	4C13B	4C13B	4C13B	4C13B	4C13B	4C13B	4C13B
00370	22	R'ATTND REL SVC	5C13B	5C13B	5C13B	5C13B	5C13B	5C13B	5C13B	5C13B	5C13B	5C13B	5C13B	5C13B	5C13B
00370	22	R'ATTND REL SVC													
00380	23	RLGN IMP R'S LF	1C13C	1C13C	1C13C	1C13C	1C13C	1C13C	1C13C	1C13C	1C13C	1C13C	1C13C	1C13C	1C13C
00380	23	RLGN IMP R'S LF	2C13C	2C13C	2C13C	2C13C	2C13C	2C13C	2C13C	2C13C	2C13C	2C13C	2C13C	2C13C	2C13C
00380	23	RLGN IMP R'S LF	3C13C	3C13C	3C13C	3C13C	3C13C	3C13C	3C13C	3C13C	3C13C	3C13C	3C13C	3C13C	3C13C
00380	23	RLGN IMP R'S LF	4C13C	4C13C	4C13C	4C13C	4C13C	4C13C	4C13C	4C13C	4C13C	4C13C	4C13C	4C13C	4C13C
00380	23	RLGN IMP R'S LF	5C13C	5C13C	5C13C	5C13C	5C13C	5C13C	5C13C	5C13C	5C13C	5C13C	5C13C	5C13C	5C13C
00380	23	RLGN IMP R'S LF													
05980		DALY GO CHURCH	2A02D												
06930		DHNSTY CHURCHES	2D04E	2D04E	2D04E	2D04E	2D04E	2D04E	2D04E	2D04E	2D04E	2D04E	2D04E	2D04E	2D04E
08420	142	GD JB CHURCHES	3A24E	3A24E	3A24E	3A24E	3A24E	3A24E	3A24E	3A24E	3A24E	3A24E	3A24E	3A24E	3A24E
10360	169	JOB OBSTC RELGN	4A13A	4A13A	4A13A	4A13A	4A13A	4A13A	4A13A	4A13A	4A13A	4A13A	4A13A	4A13A	4A13A
10590	172	>INFLC CHURCHES	4A19C	4A19C	4A19C	4A19C	4A19C	4A19C	4A19C	4A19C	4A19C	4A19C	4A19C	4A19C	4A19C
11360		P'IDEA OF RLGIION	4E08N	4E08N	4E07N	4E07N	4E07N	4E07N	4E07N	4E07N	4E07N	4E07N	4E07N	4E07N	4E06N
11910	191	RCL CNTCT CHURCH	5A07C	5A07C	5A07C	5A07C	5A07C	5A07C	5A07C	5A07C	5A07C	5A07C	5A07C	5A07C	5A07C
12230	197	CTB TO RELGS ORG	5A20D	5A20D	5A20D	5A20D	5A20D	5A20D	5A20D	5A20D	5A20D	5A20D	5A20D	5A20D	5A20D
23510		YRS CHRCH YTH GR													

H01: POLITICS. Political interest and preferences

00340	22	R'S POLTL PRFNC	1C11	1C11	1C11	1C11	1C11	1C11	1C11	1C11	1C11	1C11	1C11	1C11	1C11
00340	22	R'S POLTL PRFNC	2C11	2C11	2C11	2C11	2C11	2C11	2C11	2C11	2C11	2C11	2C11	2C11	2C11
00340	22	R'S POLTL PRFNC	3C11	3C11	3C11	3C11	3C11	3C11	3C11	3C11	3C11	3C11	3C11	3C11	3C11
00340	22	R'S POLTL PRFNC	4C11	4C11	4C11	4C11	4C11	4C11	4C11	4C11	4C11	4C11	4C11	4C11	4C11
00340	22	R'S POLTL PRFNC	5C11	5C11	5C11	5C11	5C11	5C11	5C11	5C11	5C11	5C11	5C11	5C11	5C11
00340	22	R'S POLTL PRFNC													
00350	22	R'POL BLF RADCL	1C12	1C12	1C12	1C12	1C12	1C12	1C12	1C12	1C12	1C12	1C12	1C12	1C12
00350	22	R'POL BLF RADCL	2C12	2C12	2C12	2C12	2C12	2C12	2C12	2C12	2C12	2C12	2C12	2C12	2C12
00350	22	R'POL BLF RADCL	3C12	3C12	3C12	3C12	3C12	3C12	3C12	3C12	3C12	3C12	3C12	3C12	3C12
00350	22	R'POL BLF RADCL	4C12	4C12	4C12	4C12	4C12	4C12	4C12	4C12	4C12	4C12	4C12	4C12	4C12
00350	22	R'POL BLF RADCL	5C12	5C12	5C12	5C12	5C12	5C12	5C12	5C12	5C12	5C12	5C12	5C12	5C12
00350	22	R'POL BLF RADCL													
06330	108	INTEREST IN GOVT	2A11	2A11	2A11	2A11	2A11	2A11	2A11	2A11	2A11	2A11	2A11	2A11	2A11
06330		INTEREST IN GOVT	3E01	3E01	3E01	3E01	3E01	3E01	3E01	3E01	3E01	3E01	3E01	3E01	3E01
06330	172	INTEREST IN GOVT	4A18	4A18	4A18	4A18	4A18	4A18	4A18	4A18	4A18	4A18	4A18	4A18	4A18
06330	196	INTEREST IN GOVT	5A19	5A19	5A19	5A19	5A19	5A19	5A19	5A19	5A19	5A19	5A19	5A19	5A19
10400	169	JOB OBSTC POL VW	4A13E	4A13E	4A13E	4A13E	4A13E	4A13E	4A13E	4A13E	4A13E	4A13E	4A13E	4A13E	4A13E
11370		P'IDEA OF PLTICS	4E08O	4E08O	4E07O	4E07O	4E07O	4E07O	4E07O	4E07O	4E07O	4E07O	4E07O	4E07O	4E06O

H02: POLITICS. Attitudes toward governmental policies and practices

01390	45	SAT GOVT OPRTRNG	1A06M	1A06M	1A06M	1A06M	1A06M	1A06M	1A06M	1A06M	1A06M	1A06M	1A06M	1A06M	1A06M
05690	110	US GO WAR FR OTH	2A18B	2A18B	2A18B	2A18B	2A18B	2A18B	2A18B	2A18B	2A18B	2A18B	2A18B	2A18B	2A18B
06450	110	US SHD DISARM	2A18A	2A18A	2A18A	2A18A	2A18A	2A18A	2A18A	2A18A	2A18A	2A18A	2A18A	2A18A	2A18A
06460	110	US WAR PRCTCT ECN	2A18C	2A18C	2A18C	2A18C	2A18C	2A18C	2A18C	2A18C	2A18C	2A18C	2A18C	2A18C	2A18C
06470	110	US ONLY WAR DFNS	2A18D	2A18D	2A18D	2A18D	2A18D	2A18D	2A18D	2A18D	2A18D	2A18D	2A18D	2A18D	2A18D
06480	110	-US MIL PWR>USSR	2A18E	2A18E	2A18E	2A18E	2A18E	2A18E	2A18E	2A18E	2A18E	2A18E	2A18E	2A18E	2A18E
06490	110	US NEED>PWR OTHS	2A18F	2A18F	2A18F	2A18F	2A18F	2A18F	2A18F	2A18F	2A18F	2A18F	2A18F	2A18F	2A18F
06500	111	US FRN PLCY NRRW	2A18G	2A18G	2A18G	2A18G	2A18G	2A18G	2A18G	2A18G	2A18G	2A18G	2A18G	2A18G	2A18G
07940	134	CNSDR WMN/HI JOB	3A03B	3A03B	3A03B	3A03B	3A03B	3A03B	3A03B	3A03B	3A03B	3A03B	3A03B	3A03B	3A03B
08010	135	GOVT DEAL ENV PR	3A04B	3A04B	3A04B	3A04B	3A04B	3A04B	3A04B	3A04B	3A04B	3A04B	3A04B	3A04B	3A04B
09760	154	GOV HP PRB POPL	3E04A	3E04A	3E04A	3E04A	3E04A	3E04A	3E03A	3E03A	3E03A	3E03A	3E03A	3E03A	3E03A
09770	154	GOV NO POP PLCY	3E04B	3E04B	3E04B	3E04B	3E04B	3E04B	3E03B	3E03B	3E03B	3E03B	3E03B	3E03B	3E03B
09820		GOV BRTHC NO CST	3E04G	3E04G	3E04G	3E04G	3E04G	3E04G	3E03G	3E03G	3E03G	3E03G	3E03G	3E03G	3E03G
10010	163	GOVT RESP 4 ENV	4A06E	4A06E	4A06E	4A06E	4A06E	4A06E	4A06E	4A06E	4A06E	4A06E	4A06E	4A06E	4A06E
10020	163	GOVT TAX PLLTRS	4A06F	4A06F	4A06F	4A06F	4A06F	4A06F	4A06F	4A06F	4A06F	4A06F	4A06F	4A06F	4A06F
10030	163	GOVT BAN DSPSBLE	4A06G	4A06G	4A06G	4A06G	4A06G	4A06G	4A06G	4A06G	4A06G	4A06G	4A06G	4A06G	4A06G
11210		-MLTRY COUP U.S.	4E06	4E06											
12340	200	DLCR WN PLTCT OF	5A22F	5A22F	5A22F	5A22F	5A22F	5A22F	5A22F	5A22F	5A22F	5A22F	5A22F	5A22F	5A22F

H03: POLITICS. Views about the role of citizens in government (See also I02)

01580	48	-OBY LW--GD CTZ	1A11A	1A11A	1A11A	1A11A	1A11A	1A11A	1A11A	1A11A	1A11A	1A11A	1A11A	1A11A	1A11A
-------	----	-----------------	-------	-------	-------	-------	-------	-------	-------	-------	-------	-------	-------	-------	-------

*=item text changed from previous year

327

F07: CONSERVATION, MATERIALISM, EQUITY, ETC. Driving and use of mass transit (continued)

G: RELIGION. Religious preferences, activities, views

H01: POLITICS. Political interest and preferencesH02: POLITICS. Attitudes toward governmental policies and practicesH03: POLITICS. Views about the role of citizens in government (See also I02)

*=item text changed from previous year

[illegible]

329

H03: POLITICS. Views about the role of citizens in government (See also I02) (continued)

H04: POLITICS. Confidence in governmentH05: POLITICS. Voting, political activism

I01: SOCIAL CHANGE. Expectations concerning societal change

I02: SOCIAL CHANGE. Attitudes regarding activism

I03: SOCIAL CHANGE. Reactions to personal and social change

[illegible]

[illegible]

[illegible]

I03: SOCIAL CHANGE. Reactions to personal and social change (continued)

[illegible]

J: SOCIAL PROBLEMS. Interest and concerns

[illegible]

K01: MAJOR SOCIAL INSTITUTIONS. Trust (See also C05)

[illegible]

K02: MAJOR SOCIAL INSTITUTIONS. Satisfaction with performance

[illegible]

K03: MAJOR SOCIAL INSTITUTIONS. Preferred influence

[illegible]

L01: MILITARY. Plans for military service

[illegible]

[illegible]

333

[illegible]

L01: MILITARY. Plans for military service (continued)

[illegible]

L02: MILITARY. Attitudes toward a draft

[illegible]

L03: MILITARY. Views about the use of military force

[illegible]

L04: MILITARY. Attitudes toward the military as an institution and occupation

[illegible]

M01: INTERPERSONAL RELATIONSHIPS. Dating

[illegible]

M02: INTERPERSONAL RELATIONSHIPS. Cross-age relationships with adults outside the family (See also B05)

[illegible]

[illegible]

335

[illegible]

M02: INTERPERSONAL RELATIONSHIPS. Cross-age relationships with adults outside the family (See also B05) (continued)

[illegible]

M03: INTERPERSONAL RELATIONSHIPS. Family Members

[illegible]

M04: INTERPERSONAL RELATIONSHIPS. Friendships (See also Q03)

[illegible]

M05: INTERPERSONAL RELATIONSHIPS. Community at large

[illegible]

N01: RACE RELATIONS. Preferred interracial contact

[illegible]

*=item text changed from previous year

[illegible]

*=item text changed from previous year

[illegible]

QUESTION INDEX 1976-2007

339

Item Ref. No.	QUESTIONNAIRE LOCATION BY YEAR (FORM, SECTION, AND QUESTION NUMBER)																		
	1989	1990	1991	1992	1993	1994	1995	1996	1997	1998	1999	2000	2001	2002	2003	2004	2005	2006	2007

P01: HAPPINESS. Happiness; satisfaction with life and self (continued)


06840	4D01	4D01																	
06840	5A21	5A21																	
06840	6A01	6A01																	
12620	2D05J	2D04J																	
12620	5D01H	5D01H																	
12620	6D01M	6D01M																	
23700	6D01B	6D01B																	
23710	6D01F	6D01F																	
23720	6D01J	6D01J																	
23730	6D01O	6D01O																	

P02: HAPPINESS. Satisfaction with specific life domains

01270	1A06A	1A06A	1A06A	1A06A	1A06A	1A06A	1A06A	1A06A	1A06A	1A06A	1A06A	1A06A	1A06A	1A06A	1A06A	1A06A	1A06A	1A06A	1A06A
01280	1A06B	1A06B	1A06B	1A06B	1A06B	1A06B	1A06B	1A06B	1A06B	1A06B	1A06B	1A06B	1A06B	1A06B	1A06B	1A06B	1A06B	1A06B	1A06B
01290	1A06C	1A06C	1A06C	1A06C	1A06C	1A06C	1A06C	1A06C	1A06C	1A06C	1A06C	1A06C	1A06C	1A06C	1A06C	1A06C	1A06C	1A06C	1A06C
01300	1A06D	1A06D	1A06D	1A06D	1A06D	1A06D	1A06D	1A06D	1A06D	1A06D	1A06D	1A06D	1A06D	1A06D	1A06D	1A06D	1A06D	1A06D	1A06D
01310	1A06E	1A06E	1A06E	1A06E	1A06E	1A06E	1A06E	1A06E	1A06E	1A06E	1A06E	1A06E	1A06E	1A06E	1A06E	1A06E	1A06E	1A06E	1A06E
01320	1A06F	1A06F	1A06F	1A06F	1A06F	1A06F	1A06F	1A06F	1A06F	1A06F	1A06F	1A06F	1A06F	1A06F	1A06F	1A06F	1A06F	1A06F	1A06F
01330	1A06G	1A06G	1A06G	1A06G	1A06G	1A06G	1A06G	1A06G	1A06G	1A06G	1A06G	1A06G	1A06G	1A06G	1A06G	1A06G	1A06G	1A06G	1A06G
01350	1A06I	1A06I	1A06I	1A06I	1A06I	1A06I	1A06I	1A06I	1A06I	1A06I	1A06I	1A06I	1A06I	1A06I	1A06I	1A06I	1A06I	1A06I	1A06I
01360	1A06J	1A06J	1A06J	1A06J	1A06J	1A06J	1A06J	1A06J	1A06J	1A06J	1A06J	1A06J	1A06J	1A06J	1A06J	1A06J	1A06J	1A06J	1A06J
01370	1A06K	1A06K	1A06K	1A06K	1A06K	1A06K	1A06K	1A06K	1A06K	1A06K	1A06K	1A06K	1A06K	1A06K	1A06K	1A06K	1A06K	1A06K	1A06K
01400	1A06N	1A06N	1A06N	1A06N	1A06N	1A06N	1A06N	1A06N	1A06N	1A06N	1A06N	1A06N	1A06N	1A06N	1A06N	1A06N	1A06N	1A06N	1A06N
10350	4A12	4A12	4A12	4A12	4A12	4A12	4A12	4A12	4A12	4A12	4A12	4A12	4A12	4A12	4A12	4A12	4A12	4A12	4A12
10910	4D02	4D02	4D02B*	4D02C	4D02C	4D02C	4D02C	4D02C	4D02C	4D02C	4D02C	4D02C	4D02C	4D02C	4D02C	4D02C	4D02C	4D02C	4D02C

Q01: OTHER PERSONALITY VARIABLES. Attitudes about self, self-esteem

01190	1A001	1A001	1A001	1A001	1A001	1A001	1A001	1A001	1A001	1A001	1A001	1A001	1A001	1A001	1A001	1A001	1A001	1A001	1A001
01190	2A01	2A01	2A01	2A01	2A01	2A01	2A01	2A01	2A01	2A01	2A01	2A01	2A01	2A01	2A01	2A01	2A01	2A01	2A01
01190	3A01	3A01	3A01	3A01	3A01	3A01	3A01	3A01	3A01	3A01	3A01	3A01	3A01	3A01	3A01	3A01	3A01	3A01	3A01
01190	4A01	4A01	4A01	4A01	4A01	4A01	4A01	4A01	4A01	4A01	4A01	4A01	4A01	4A01	4A01	4A01	4A01	4A01	4A01
01190	5A01	5A01	5A01	5A01	5A01	5A01	5A01	5A01	5A01	5A01	5A01	5A01	5A01	5A01	5A01	5A01	5A01	5A01	5A01
01340	1A06H	1A06H	1A06H	1A06H	1A06H	1A06H	1A06H	1A06H	1A06H	1A06H	1A06H	1A06H	1A06H	1A06H	1A06H	1A06H	1A06H	1A06H	1A06H
01400	1A06N	1A06N	1A06N	1A06N	1A06N	1A06N	1A06N	1A06N	1A06N	1A06N	1A06N	1A06N	1A06N	1A06N	1A06N	1A06N	1A06N	1A06N	1A06N
06840	2D01	2D01	2D01	2D04	2D04	2D04	2D04	2D04	2D04	2D04	2D04	2D04	2D04	2D04	2D04	2D04	2D04	2D04	2D04
06840	3D01	3D01	3D01	3D01	3D01	3D01	3D01	3D01	3D01	3D01	3D01	3D01	3D01	3D01	3D01	3D01	3D01	3D01	3D01
06840	4D01	4D01																	
06840	5A21	5A21	5A21	5A21	5A21	5A21	5A21	5A21	5A21	5A21	5A21	5A21	5A21	5A21	5A21	5A21	5A21	5A21	5A21
06840	6A01	6A01	6A01	6A01	6A01	6A01	6A01	6A01	6A01	6A01	6A01	6A01	6A01	6A01	6A01	6A01	6A01	6A01	6A01
06850	2D02A	2D02A	2D02A	2D05A	2D05A	2D05A	2D05A	2D05A	2D05A	2D05A	2D05A	2D05A	2D05A	2D05A	2D05A	2D05A	2D05A	2D05A	2D05A
06860	2D02B	2D02B	2D02B	2D05B	2D05B	2D05B	2D05B	2D05B	2D05B	2D05B	2D05B	2D05B	2D05B	2D05B	2D05B	2D05B	2D05B	2D05B	2D05B
06870	2D02C	2D02C	2D02C	2D05C	2D05C	2D05C	2D05C	2D05C	2D05C	2D05C	2D05C	2D05C	2D05C	2D05C	2D05C	2D05C	2D05C	2D05C	2D05C
12550	2D05G	2D04G	2D04G	2D06G	2D06G	2D06G	2D06G	2D06G	2D06G	2D06G	2D06G	2D06G	2D06G	2D06G	2D06G	2D06G	2D06G	2D06G	2D06G
12550	5D01A	5D01A	5D01A	5D01A	5D01A	5D01A	5D01A	5D01A	5D01A	5D01A	5D01A	5D01A	5D01A	5D01A	5D01A	5D01A	5D01A	5D01A	5D01A
12550	6D01A	6D01A	6D01A	6D01A	6D01A	6D01A	6D01A	6D01A	6D01A	6D01A	6D01A	6D01A	6D01A	6D01A	6D01A	6D01A	6D01A	6D01A	6D01A
12570	2D05H	2D04H	2D04H	2D06H	2D06H	2D06H	2D06H	2D06H	2D06H	2D06H	2D06H	2D06H	2D06H	2D06H	2D06H	2D06H	2D06H	2D06H	2D06H
12570	5D01C	5D01C	5D01C	5D01C	5D01C	5D01C	5D01C	5D01C	5D01C	5D01C	5D01C	5D01C	5D01C	5D01C	5D01C	5D01C	5D01C	5D01C	5D01C
12570	6D01E	6D01E	6D01E	6D01E	6D01E	6D01E	6D01E	6D01E	6D01E	6D01E	6D01E	6D01E	6D01E	6D01E	6D01E	6D01E	6D01E	6D01E	6D01E
12580	2D05I	2D04I	2D04I	2D06I	2D06I	2D06I	2D06I	2D06I	2D06I	2D06I	2D06I	2D06I	2D06I	2D06I	2D06I	2D06I	2D06I	2D06I	2D06I
12580	5D01D	5D01D	5D01D	5D01D	5D01D	5D01D	5D01D	5D01D	5D01D	5D01D	5D01D	5D01D	5D01D	5D01D	5D01D	5D01D	5D01D	5D01D	5D01D
12580	6D01I	6D01I	6D01I	6D01I	6D01I	6D01I	6D01I	6D01I	6D01I	6D01I	6D01I	6D01I	6D01I	6D01I	6D01I	6D01I	6D01I	6D01I	6D01I
12620	2D05J	2D04J	2D04J	2D06J	2D06J	2D06J	2D06J	2D06J	2D06J	2D06J	2D06J	2D06J	2D06J	2D06J	2D06J	2D06J	2D06J	2D06J	2D06J
12620	5D01H	5D01H	5D01H	5D01H	5D01H	5D01H	5D01H	5D01H	5D01H	5D01H	5D01H	5D01H	5D01H	5D01H	5D01H	5D01H	5D01H	5D01H	5D01H
12620	6D01M	6D01M	6D01M	6D01M	6D01M	6D01M	6D01M	6D01M	6D01M	6D01M	6D01M	6D01M	6D01M	6D01M	6D01M	6D01M	6D01M	6D01M	6D01M
12660	2D05K	2D04K	2D04K	2D06K	2D06K	2D06K	2D06K	2D06K	2D06K	2D06K	2D06K	2D06K	2D06K	2D06K	2D06K	2D06K	2D06K	2D06K	2D06K
12660	5D01L	5D01L	5D01L	5D01L	5D01L	5D01L	5D01L	5D01L	5D01L	5D01L	5D01L	5D01L	5D01L	5D01L	5D01L	5D01L	5D01L	5D01L	5D01L
12660	6D01D	6D01D	6D01D	6D01D	6D01D	6D01D	6D01D	6D01D	6D01D	6D01D	6D01D	6D01D	6D01D	6D01D	6D01D	6D01D	6D01D	6D01D	6D01D
12680	2D05L	2D04L	2D04L	2D06L	2D06L	2D06L	2D06L	2D06L	2D06L	2D06L	2D06L	2D06L	2D06L	2D06L	2D06L	2D06L	2D06L	2D06L	2D06L
12680	5D01N	5D01N	5D01N	5D01N	5D01N	5D01N	5D01N	5D01N	5D01N	5D01N	5D01N	5D01N	5D01N	5D01N	5D01N	5D01N	5D01N	5D01N	5D01N
12680	6D01H	6D01H	6D01H	6D01H	6D01H	6D01H	6D01H	6D01H	6D01H	6D01H	6D01H	6D01H	6D01H	6D01H	6D01H	6D01H	6D01H	6D01H	6D01H
12720	2D05M	2D04M	2D04M	2D06M	2D06M	2D06M	2D06M	2D06M	2D06M	2D06M	2D06M	2D06M	2D06M	2D06M	2D06M	2D06M	2D06M	2D06M	2D06M
12720	5D01R	5D01R	5D01R	5D01R	5D01R	5D01R	5D01R	5D01R	5D01R	5D01R	5D01R	5D01R	5D01R	5D01R	5D01R	5D01R	5D01R	5D01R	5D01R
12720	6D01L	6D01L	6D01L	6D01L	6D01L	6D01L	6D01L	6D01L	6D01L	6D01L	6D01L	6D01L	6D01L	6D01L	6D01L	6D01L	6D01L	6D01L	6D01L
12750	2D05N	2D04N	2D04N	2D06N	2D06N	2D06N	2D06N	2D06N	2D06N	2D06N	2D06N	2D06N	2D06N	2D06N	2D06N	2D06N	2D06N	2D06N	2D06N
12750	5D01U	5D01U	5D01U	5D01U	5D01U	5D01U	5D01U	5D01U	5D01U	5D01U	5D01U	5D01U	5D01U	5D01U	5D01U	5D01U	5D01U	5D01U	5D01U
12750	6D01N	6D01N	6D01N	6D01N	6D01N	6D01N	6D01N	6D01N	6D01N	6D01N	6D01N	6D01N	6D01N	6D01N	6D01N	6D01N	6D01N	6D01N	6D01N
13950	5D01W	5D01W	5D01W	5D01W	5D01W	5D01W	5D01W	5D01W	5D01W	5D01W	5D01W	5D01W	5D01W	5D01W	5D01W	5D01W	5D01W	5D01W	5D01W
13960	5D01X	5D01X	5D01X	5D01X	5D01X	5D01X	5D01X	5D01X	5D01X	5D01X	5D01X	5D01X	5D01X	5D01X	5D01X	5D01X	5D01X	5D01X	5D01X
23700	6D01B	6D01B	6D01B	6D01B	6D01B	6D01B	6D01B	6D01B	6D01B	6D01B	6D01B	6D01B	6D01B	6D01B	6D01B	6D01B	6D01B	6D01B	6D01B
23710	6D01F	6D01F	6D01F	6D01F	6D01F	6D01F	6D01F	6D01F	6D01F	6D01F	6D01F	6D01F	6D01F	6D01F	6D01F	6D01F	6D01F	6D01F	6D01F
23720	6D01J	6D01J	6D01J	6D01J	6D01J	6D01J	6D01J	6D01J	6D01J	6D01J	6D01J	6D01J	6D01J	6D01J	6D01J	6D01J	6D01J	6D01J	6D01J
23730	6D01O	6D01O	6D01O	6D01O	6D01O	6D01O	6D01O	6D01O	6D01O	6D01O	6D01O	6D01O	6D01O	6D01O	6D01O	6D01O	6D01O	6D01O	6D01O



Item Ref. No.	Page Loc. in Vol.	ITEM DESCRIPTION (ABBREVIATED)	QUESTIONNAIRE LOCATION BY YEAR (FORM, SECTION, AND QUESTION NUMBER)													
			1976	1977	1978	1979	1980	1981	1982	1983	1984	1985	1986	1987	1988	

Q02: OTHER PERSONALITY VARIABLES. Locus of control (continued)

12700	205	PPL MASTER FATE		5D01P	5D01P	5D01P	5D01P	5D01P	5D01P	5D01P	5D01P	5D01P	5D01P	5D01P	5D01P
12740	206	PLANS->BTR RSLTS		5D01T	5D01T	5D01T	5D01T	5D01T	5D01T	5D01T	5D01T	5D01T	5D01T	5D01T	5D01T

Q03: OTHER PERSONALITY VARIABLES. Loneliness

12650	205	OFTN FEEL LONELY		5D01K	5D01K	5D01K	5D01K	5D01K	5D01K	5D01K	5D01K	5D01K	5D01K	5D01K	5D01K
12670	205	ALWYS SM1 HELP R		5D01M	5D01M	5D01M	5D01M	5D01M	5D01M	5D01M	5D01M	5D01M	5D01M	5D01M	5D01M
12690	205	OFTN FL LEFT OUT		5D01O	5D01O	5D01O	5D01O	5D01O	5D01O	5D01O	5D01O	5D01O	5D01O	5D01O	5D01O
12710	206	USLY SM1 TALK TO		5D01Q	5D01Q	5D01Q	5D01Q	5D01Q	5D01Q	5D01Q	5D01Q	5D01Q	5D01Q	5D01Q	5D01Q
12730	206	OFT WSH MOR FRND		5D01S	5D01S	5D01S	5D01S	5D01S	5D01S	5D01S	5D01S	5D01S	5D01S	5D01S	5D01S
12760	206	USLY FRDS BE WTH		5D01V	5D01V	5D01V	5D01V	5D01V	5D01V	5D01V	5D01V	5D01V	5D01V	5D01V	5D01V

Q04: OTHER PERSONALITY VARIABLES. Risk taking

07050	118	KICK DO DANGR TH	2D05E	2D05E	2D05E	2D05E	2D05E	2D05E	2D05E	2D05E	2D05E	2D05E	2D05E	2D05E	2D05E
07050	240	KICK DO DANGR TH													
07060	118	LIKE RISK SOME X	2D05F	2D05F	2D05F	2D05F	2D05F	2D05F	2D05F	2D05F	2D05F	2D05F	2D05F	2D05F	2D05F
07060	241	LIKE RISK SOME X													
31080	241	LIK XPLOR STRANG													
31090	241	LIK DO FRIGHT TG													
31100	241	LIK EVN BRK RULE													
31110	242	PRF FRND EXCITNG													

Q05: OTHER PERSONALITY VARIABLES. Trust in others

01550	47	PPL CAN B TRSTD	1A008	1A008	1A008	1A008	1A008	1A008	1A008	1A008	1A008	1A008	1A008	1A008	1A008
01560	47	PPL TRY B HLPFL	1A009	1A009	1A009	1A009	1A009	1A009	1A009	1A009	1A009	1A009	1A009	1A009	1A009
01570	47	PPL TRY BE FAIR	1A010	1A010*	1A010	1A010	1A010	1A010	1A010	1A010	1A010	1A010	1A010	1A010	1A010

Q07: OTHER PERSONALITY VARIABLES. Importance placed on various life goals

01410	45	IMP B SUCCSS WK	1A07A	1A07A	1A07A	1A07A	1A07A	1A07A	1A07A	1A07A	1A07A	1A07A	1A07A	1A07A	1A07A
01420	46	IMP GD MRRG&FAM	1A07B	1A07B	1A07B	1A07B	1A07B	1A07B	1A07B	1A07B	1A07B	1A07B	1A07B	1A07B	1A07B
01430	46	IMP LOTS OF \$	1A07C	1A07C	1A07C	1A07C	1A07C	1A07C	1A07C	1A07C	1A07C	1A07C	1A07C	1A07C	1A07C
01440	46	IMP TM RCRN&HBY	1A07D	1A07D	1A07D	1A07D	1A07D	1A07D	1A07D	1A07D	1A07D	1A07D	1A07D	1A07D	1A07D
01450	46	IMP STRG FRDSHP	1A07E	1A07E	1A07E	1A07E	1A07E	1A07E	1A07E	1A07E	1A07E	1A07E	1A07E	1A07E	1A07E
01460	46	IMP STEADY WORK	1A07F	1A07F	1A07F	1A07F	1A07F	1A07F	1A07F	1A07F	1A07F	1A07F	1A07F	1A07F	1A07F
01470	46	IMP CNTRBTN SOC	1A07G	1A07G	1A07G	1A07G	1A07G	1A07G	1A07G	1A07G	1A07G	1A07G	1A07G	1A07G	1A07G
01480	46	IMP LDR COMUNT	1A07H	1A07H	1A07H	1A07H	1A07H	1A07H	1A07H	1A07H	1A07H	1A07H	1A07H	1A07H	1A07H
01490	46	IMP CHLD BTR OP	1A07I	1A07I	1A07I	1A07I	1A07I	1A07I	1A07I	1A07I	1A07I	1A07I	1A07I	1A07I	1A07I
01500	47	IMP LIV CLS PRN	1A07J	1A07J	1A07J	1A07J	1A07J	1A07J	1A07J	1A07J	1A07J	1A07J	1A07J	1A07J	1A07J
01510	47	IMP GT AWY AREA	1A07K	1A07K	1A07K	1A07K	1A07K	1A07K	1A07K	1A07K	1A07K	1A07K	1A07K	1A07K	1A07K
01520	47	IMP CRRCT INEQ	1A07L	1A07L	1A07L	1A07L	1A07L	1A07L	1A07L	1A07L	1A07L	1A07L	1A07L	1A07L	1A07L
01530	47	IMP NEW XPRNC	1A07M	1A07M	1A07M	1A07M	1A07M	1A07M	1A07M	1A07M	1A07M	1A07M	1A07M	1A07M	1A07M
01540	47	IMP FND PRPS LF	1A07N	1A07N	1A07N	1A07N	1A07N	1A07N	1A07N	1A07N	1A07N	1A07N	1A07N	1A07N	1A07N
10450	170	JOB OBSTC -WK HD	4A13J	4A13J	4A13J	4A13J	4A13J	4A13J	4A13J	4A13J	4A13J	4A13J	4A13J	4A13J	4A13J

Q08: OTHER PERSONALITY VARIABLES. Social, political, cultural orientation

06330	108	INTEREST IN GOVT	2A11	2A11	2A11	2A11	2A11	2A11	2A11	2A11	2A11	2A11	2A11	2A11	2A11
06330		INTEREST IN GOVT	3E01	3E01	3E01	3E01	3E01	3E01							
06330	172	INTEREST IN GOVT	4A18	4A18	4A18	4A18	4A18	4A18	4A18	4A18	4A18	4A18	4A18	4A18	4A18
06330	196	INTEREST IN GOVT	5A19	5A19	5A19	5A19	5A19	5A19	5A19	5A19	5A19	5A19	5A19	5A19	5A19
06880		THK ABT SOC ISSU	2D03	2D03	2D03	2D03	2D03	2D03	2D03	2D03	2D03	2D03	2D03	2D03	2D03
06880	134	THK ABT SOC ISSU	3A02	3A02	3A02	3A02	3A02	3A02	3A02	3A02	3A02	3A02	3A02	3A02	3A02
06880	162	THK ABT SOC ISSU	4A05	4A05	4A05	4A05	4A05	4A05	4A05	4A05	4A05	4A05	4A05	4A05	4A05
06880	188	THK ABT SOC ISSU	5A02	5A02	5A02	5A02	5A02	5A02	5A02	5A02	5A02	5A02	5A02	5A02	5A02
07010	117	2MCH COMPTN SCTY	2D05A	2D05A	2D05A	2D05A	2D05A	2D05A	2D05A	2D05A	2D05A	2D05A	2D05A	2D05A	2D05A
07020	118	2MANY YNG SLOPPY	2D05B	2D05B	2D05B	2D05B	2D05B	2D05B	2D05B	2D05B	2D05B	2D05B	2D05B	2D05B	2D05B
07030	118	2MUCH HARD ROCK	2D05C	2D05C	2D05C	2D05C	2D05C	2D05C	2D05C	2D05C	2D05C	2D05C	2D05C	2D05C	2D05C
07040	118	SHD DO OWN THING	2D05D	2D05D	2D05D	2D05D	2D05D	2D05D	2D05D	2D05D	2D05D	2D05D	2D05D	2D05D	2D05D
07040	239	SHD DO OWN THING													
07630	91	R LIKES SCHOOL	1D001	1D001	1D001	1D001	1D001	1D001	1D001	1D001	1D001	1D001	1D001	1D001	1D001
07630	129	R LIKES SCHOOL	2E02	2E06	2E06	2E06	2E09	2E09	2E12	2E12	2E12	2E12	2E12	2E12	2E12
07630		R LIKES SCHOOL	3E08	3E07	3E07	3E07	3E07	3E07							
07630		R LIKES SCHOOL	4E10												
07630		R LIKES SCHOOL	5E04	5E05	5E05	5E05	5E03	5E05							
10460	170	JOB OBSTC -CONFM	4A13K	4A13K	4A13K	4A13K	4A13K	4A13K	4A13K	4A13K	4A13K	4A13K	4A13K	4A13K	4A13K
17570		PPL SHD SHD CONFORM					5E02A								
17580		PPL SHD LV HRMNY					5E02B								
17590		PPL SHD B FRANK					5E02C								
17600		PPL SHD THK FREE					5E02D								
17610		PPL SHD B INDPNT					5E02E								

Q09: OTHER PERSONALITY VARIABLES. Hostility

19530		3MO/DLY ARG PRNT					2E08A	2E08A	2E07A	2E07A	2E07A	2E07A			
19540		3MO/DLY ARG AUTH					2E08B	2E08B	2E07B	2E07B	2E07B	2E07B			
19550		3MO/DLY MAD					2E08C	2E08C	2E07C	2E07C	2E07C	2E07C			
19560		3MO/DLY MAD.SMSH					2E08D	2E08D	2E07D	2E07D	2E07D	2E07D			
19570		3MO/DLY WANT FGT					2E08E	2E08E	2E07E	2E07E	2E07E	2E07E			
19580		3MO/DLY DID FGHT					2E08F	2E08F	2E07F	2E07F	2E07F	2E07F			

341

[illegible]

R01: BACKGROUND. Age, sex, race, and marital status

*=item text changed from previous year

343

[illegible]

R01: BACKGROUND. Age, sex, race, and marital status

[illegible]

*=item text changed from previous year

00050	20	R SPD >TIM R-UR	1C05	1C05	1C05	1C05	1C05	1C05	1C05	1C05	1C05	1C05	1C05	1C05
00050	20	R SPD >TIM R-URB	2C05	2C05	2C05	2C05	2C05	2C05	2C05	2C05	2C05	2C05	2C05	2C05
00050	20	R SPD >TIM R-URB	3C05	3C05	3C05	3C05	3C05	3C05	3C05	3C05	3C05	3C05	3C05	3C05
00050	20	R SPD >TIM R-URB	4C05	4C05	4C05	4C05	4C05	4C05	4C05	4C05	4C05	4C05	4C05	4C05
00050	20	R SPD >TIM R-URB	5C05	5C05	5C05	5C05	5C05	5C05	5C05	5C05	5C05	5C05	5C05	5C05
00080	21	R'S HSHLD ALONE	1C07A	1C07A	1C07A	1C07A	1C07A	1C07A	1C07A	1C07A	1C07Ca	1C07Ca	1C07Ca	1C07Ca
00080	21	R'S HSHLD ALONE	2C07A	2C07A	2C07A	2C07A	2C07A	2C07A	2C07A	2C07A	2C07Ca	2C07Ca	2C07Ca	2C07Ca
00080	21	R'S HSHLD ALONE	3C07A	3C07A	3C07A	3C07A	3C07A	3C07A	3C07A	3C07A	3C07Ca	3C07Ca	3C07Ca	3C07Ca
00080	21	R'S HSHLD ALONE	4C07A	4C07A	4C07A	4C07A	4C07A	4C07A	4C07A	4C07A	4C07Ca	4C07Ca	4C07Ca	4C07Ca
00080	21	R'S HSHLD ALONE	5C07A	5C07A	5C07A	5C07A	5C07A	5C07A	5C07A	5C07A	5C07Ca	5C07Ca	5C07Ca	5C07Ca
00090	21	R'S HSHLD FATHER	1C07B	1C07B	1C07B	1C07B	1C07B	1C07B	1C07B	1C07B	1C07Cb	1C07Cb	1C07Cb	1C07Cb
00090	21	R'S HSHLD FATHER	2C07B	2C07B	2C07B	2C07B	2C07B	2C07B	2C07B	2C07B	2C07Cb	2C07Cb	2C07Cb	2C07Cb
00090	21	R'S HSHLD FATHER	3C07B	3C07B	3C07B	3C07B	3C07B	3C07B	3C07B	3C07B	3C07Cb	3C07Cb	3C07Cb	3C07Cb
00090	21	R'S HSHLD FATHER	4C07B	4C07B	4C07B	4C07B	4C07B	4C07B	4C07B	4C07B	4C07Cb	4C07Cb	4C07Cb	4C07Cb
00090	21	R'S HSHLD FATHER	5C07B	5C07B	5C07B	5C07B	5C07B	5C07B	5C07B	5C07B	5C07Cb	5C07Cb	5C07Cb	5C07Cb
00090	21	R'S HSHLD FATHER	1C07C	1C07C	1C07C	1C07C	1C07C	1C07C	1C07C	1C07C	1C07Cc	1C07Cc	1C07Cc	1C07Cc
00090	21	R'S HSHLD FATHER	2C07C	2C07C	2C07C	2C07C	2C07C	2C07C	2C07C	2C07C	2C07Cc	2C07Cc	2C07Cc	2C07Cc
00100	21	R'S HSHLD MOTHER	3C07C	3C07C	3C07C	3C07C	3C07C	3C07C	3C07C	3C07C	3C07Cc	3C07Cc	3C07Cc	3C07Cc
00100	21	R'S HSHLD MOTHER	4C07C	4C07C	4C07C	4C07C	4C07C	4C07C	4C07C	4C07C	4C07Cc	4C07Cc	4C07Cc	4C07Cc
00100	21	R'S HSHLD MOTHER	5C07C	5C07C	5C07C	5C07C	5C07C	5C07C	5C07C	5C07C	5C07Cc	5C07Cc	5C07Cc	5C07Cc
00100	21	R'S HSHLD MOTHER	1C07D	1C07D	1C07D	1C07D	1C07D	1C07D	1C07D	1C07D	1C07Cd	1C07Cd	1C07Cd	1C07Cd
00110	21	R'S HSHLD BR/SR	2C07D	2C07D	2C07D	2C07D	2C07D	2C07D	2C07D	2C07D	2C07Cd	2C07Cd	2C07Cd	2C07Cd
00110	21	R'S HSHLD BR/SR	3C07D	3C07D	3C07D	3C07D	3C07D	3C07D	3C07D	3C07D	3C07Cd	3C07Cd	3C07Cd	3C07Cd
00110	21	R'S HSHLD BR/SR	4C07D	4C07D	4C07D	4C07D	4C07D	4C07D	4C07D	4C07D	4C07Cd	4C07Cd	4C07Cd	4C07Cd
00110	21	R'S HSHLD BR/SR	5C07D	5C07D	5C07D	5C07D	5C07D	5C07D	5C07D	5C07D	5C07Cd	5C07Cd	5C07Cd	5C07Cd
00110	21	R'S HSHLD BR/SR	1C07E	1C07E	1C07E	1C07E	1C07E	1C07E	1C07E	1C07E	1C07Ce	1C07Ce	1C07Ce	1C07Ce
00120	21	R'S HSHLD GRPRN	2C07E	2C07E	2C07E	2C07E	2C07E	2C07E	2C07E	2C07E	2C07Ce	2C07Ce	2C07Ce	2C07Ce
00120	21	R'S HSHLD GRPRNT	3C07E	3C07E	3C07E	3C07E	3C07E	3C07E	3C07E	3C07E	3C07Ce	3C07Ce	3C07Ce	3C07Ce
00120	21	R'S HSHLD GRPRNT	4C07E	4C07E	4C07E	4C07E	4C07E	4C07E	4C07E	4C07E	4C07Ce	4C07Ce	4C07Ce	4C07Ce
00120	21	R'S HSHLD GRPRNT	5C07E	5C07E	5C07E	5C07E	5C07E	5C07E	5C07E	5C07E	5C07Ce	5C07Ce	5C07Ce	5C07Ce
00130	21	R'S HSHLD GRPRNT	1C07F	1C07F	1C07F	1C07F	1C07F	1C07F	1C07F	1C07F	1C07Cf	1C07Cf	1C07Cf	1C07Cf
00130	21	R'S HSHLD SPOUS	2C07F	2C07F	2C07F	2C07F	2C07F	2C07F	2C07F	2C07F	2C07Cf	2C07Cf	2C07Cf	2C07Cf
00130	21	R'S HSHLD SPOUSE	3C07F	3C07F	3C07F	3C07F	3C07F	3C07F	3C07F	3C07F	3C07Cf	3C07Cf	3C07Cf	3C07Cf
00130	21	R'S HSHLD SPOUSE	4C07F	4C07F	4C07F	4C07F	4C07F	4C07F	4C07F	4C07F	4C07Cf	4C07Cf	4C07Cf	4C07Cf
00130	21	R'S HSHLD SPOUSE	5C07F	5C07F	5C07F	5C07F	5C07F	5C07F	5C07F	5C07F	5C07Cf	5C07Cf	5C07Cf	5C07Cf
00140	21	R'S HSHLD CHLDR	1C07G	1C07G	1C07G	1C07G	1C07G	1C07G	1C07G	1C07G	1C07Cg	1C07Cg	1C07Cg	1C07Cg
00140	21	R'S HSHLD CHLDRN	2C07G	2C07G	2C07G	2C07G	2C07G	2C07G	2C07G	2C07G	2C07Cg	2C07Cg	2C07Cg	2C07Cg
00140	21	R'S HSHLD CHLDRN	3C07G	3C07G	3C07G	3C07G	3C07G	3C07G	3C07G	3C07G	3C07Cg	3C07Cg	3C07Cg	3C07Cg
00140	21	R'S HSHLD CHLDRN	4C07G	4C07G	4C07G	4C07G	4C07G	4C07G	4C07G	4C07G	4C07Cg	4C07Cg	4C07Cg	4C07Cg
00140	21	R'S HSHLD CHLDRN	5C07G	5C07G	5C07G	5C07G	5C07G	5C07G	5C07G	5C07G	5C07Cg	5C07Cg	5C07Cg	5C07Cg

345

[illegible]

R01: BACKGROUND. Age, sex, race, and marital status (continued)

[illegible]

R02: BACKGROUND. Family characteristics

[illegible]

R03: BACKGROUND. Living arrangements and household characteristics

[illegible]

R03: BACKGROUND. Living arrangements and household characteristics (continued)

S01: DEVIANCE and VICTIMIZATION. Delinquent behaviors

S02: DEVIANCE and VICTIMIZATION. Driving violations and accidents

[illegible]

QUESTION INDEX 1976-2007

347

Item Ref. No.	QUESTIONNAIRE LOCATION BY YEAR (FORM, SECTION, AND QUESTION NUMBER)																
	1989	1990	1991	1992	1993	1994	1995	1996	1997	1998	1999	2000	2001	2002	2003	2004	2005
	2006	2007															

R03: BACKGROUND. Living arrangements and household characteristics (continued)


00150	1C07Ch	1C07Ch	1C07Ch	1C07Ch	1C07Ch	1C07Ch	1C07Ch	1C07Ch	1C07Ch	1C07Ch	1C07Ch	1C07Ch	1C07Ch	1C07Ch	1C07Ch	1C07Ch	1C07Ch
00150	2C07Ch	2C07Ch	2C07Ch	2C07Ch	2C07Ch	2C07Ch	2C07Ch	2C07Ch	2C07Ch	2C07Ch	2C07Ch	2C07Ch	2C07Ch	2C07Ch	2C07Ch	2C07Ch	2C07Ch
00150	3C07Ch	3C07Ch	3C07Ch	3C07Ch	3C07Ch	3C07Ch	3C07Ch	3C07Ch	3C07Ch	3C07Ch	3C07Ch	3C07Ch	3C07Ch	3C07Ch	3C07Ch	3C07Ch	3C07Ch
00150	4C07Ch	4C07Ch	4C07Ch	4C07Ch	4C07Ch	4C07Ch	4C07Ch	4C07Ch	4C07Ch	4C07Ch	4C07Ch	4C07Ch	4C07Ch	4C07Ch	4C07Ch	4C07Ch	4C07Ch
00150	5C07Ch	5C07Ch	5C07Ch	5C07Ch	5C07Ch	5C07Ch	5C07Ch	5C07Ch	5C07Ch	5C07Ch	5C07Ch	5C07Ch	5C07Ch	5C07Ch	5C07Ch	5C07Ch	5C07Ch
00150	6C07Ch	6C07Ch	6C07Ch	6C07Ch	6C07Ch	6C07Ch	6C07Ch	6C07Ch	6C07Ch	6C07Ch	6C07Ch	6C07Ch	6C07Ch	6C07Ch	6C07Ch	6C07Ch	6C07Ch
00160	1C07Ci	1C07Ci	1C07Ci	1C07Ci	1C07Ci	1C07Ci	1C07Ci	1C07Ci	1C07Ci	1C07Ci	1C07Ci	1C07Ci	1C07Ci	1C07Ci	1C07Ci	1C07Ci	1C07Ci
00160	2C07Ci	2C07Ci	2C07Ci	2C07Ci	2C07Ci	2C07Ci	2C07Ci	2C07Ci	2C07Ci	2C07Ci	2C07Ci	2C07Ci	2C07Ci	2C07Ci	2C07Ci	2C07Ci	2C07Ci
00160	3C07Ci	3C07Ci	3C07Ci	3C07Ci	3C07Ci	3C07Ci	3C07Ci	3C07Ci	3C07Ci	3C07Ci	3C07Ci	3C07Ci	3C07Ci	3C07Ci	3C07Ci	3C07Ci	3C07Ci
00160	4C07Ci	4C07Ci	4C07Ci	4C07Ci	4C07Ci	4C07Ci	4C07Ci	4C07Ci	4C07Ci	4C07Ci	4C07Ci	4C07Ci	4C07Ci	4C07Ci	4C07Ci	4C07Ci	4C07Ci
00160	5C07Ci	5C07Ci	5C07Ci	5C07Ci	5C07Ci	5C07Ci	5C07Ci	5C07Ci	5C07Ci	5C07Ci	5C07Ci	5C07Ci	5C07Ci	5C07Ci	5C07Ci	5C07Ci	5C07Ci
00160	6C07Ci	6C07Ci	6C07Ci	6C07Ci	6C07Ci	6C07Ci	6C07Ci	6C07Ci	6C07Ci	6C07Ci	6C07Ci	6C07Ci	6C07Ci	6C07Ci	6C07Ci	6C07Ci	6C07Ci

S01: DEVIANCE and VICTIMIZATION. Delinquent behaviors

06520	2A19A	2A19A	2A19A	2A19A	2A19A	2A19A	2A19A	2A19A	2A19A	2A19A	2A19A	2A19A	2A19A	2A19A	2A19A	2A19A	2A19A
06520	6A15A	6A15A	6A17A	6A17A	6A17A	6A18A	6A18A	6A18A	6A18A	2A19B	2A19B	2A19B	2A19B	2A19B	2A19B	2A19B	2A19B
06530	2A19B	2A19B	2A19B	2A19B	2A19B	2A19B	2A19B	2A19B	2A19B	2A19B	2A19B	2A19B	2A19B	2A19B	2A19B	2A19B	2A19B
06530	6A15B	6A15B	6A17B	6A17B	6A17B	6A18B	6A18B	6A18B	6A18B	2A19C	2A19C	2A19C	2A19C	2A19C	2A19C	2A19C	2A19C
06540	2A19C	2A19C	2A19C	2A19C	2A19C	2A19C	2A19C	2A19C	2A19C	2A19C	2A19C	2A19C	2A19C	2A19C	2A19C	2A19C	2A19C
06540	6A15C	6A15C	6A17C	6A17C	6A17C	6A18C	6A18C	6A18C	6A18C	2A19D	2A19D	2A19D	2A19D	2A19D	2A19D	2A19D	2A19D
06550	2A19D	2A19D	2A19D	2A19D	2A19D	2A19D	2A19D	2A19D	2A19D	2A19D	2A19D	2A19D	2A19D	2A19D	2A19D	2A19D	2A19D
06550	6A15D	6A15D	6A17D	6A17D	6A17D	6A18D	6A18D	6A18D	6A18D	2A19E	2A19E	2A19E	2A19E	2A19E	2A19E	2A19E	2A19E
06560	2A19E	2A19E	2A19E	2A19E	2A19E	2A19E	2A19E	2A19E	2A19E	2A19E	2A19E	2A19E	2A19E	2A19E	2A19E	2A19E	2A19E
06560	6A15E	6A15E	6A17E	6A17E	6A17E	6A18E	6A18E	6A18E	6A18E	2A19F	2A19F	2A19F	2A19F	2A19F	2A19F	2A19F	2A19F
06570	2A19F	2A19F	2A19F	2A19F	2A19F	2A19F	2A19F	2A19F	2A19F	2A19F	2A19F	2A19F	2A19F	2A19F	2A19F	2A19F	2A19F
06570	6A15F	6A15F	6A17F	6A17F	6A17F	6A18F	6A18F	6A18F	6A18F	2A19G	2A19G	2A19G	2A19G	2A19G	2A19G	2A19G	2A19G
06580	2A19G	2A19G	2A19G	2A19G	2A19G	2A19G	2A19G	2A19G	2A19G	2A19G	2A19G	2A19G	2A19G	2A19G	2A19G	2A19G	2A19G
06580	6A15G	6A15G	6A17G	6A17G	6A17G	6A18G	6A18G	6A18G	6A18G	2A19H	2A19H	2A19H	2A19H	2A19H	2A19H	2A19H	2A19H
06590	2A19H	2A19H	2A19H	2A19H	2A19H	2A19H	2A19H	2A19H	2A19H	2A19H	2A19H	2A19H	2A19H	2A19H	2A19H	2A19H	2A19H
06590	6A15H	6A15H	6A17H	6A17H	6A17H	6A18H	6A18H	6A18H	6A18H	2A19I	2A19I	2A19I	2A19I	2A19I	2A19I	2A19I	2A19I
06600	2A19I	2A19I	2A19I	2A19I	2A19I	2A19I	2A19I	2A19I	2A19I	2A19I	2A19I	2A19I	2A19I	2A19I	2A19I	2A19I	2A19I
06600	6A15I	6A15I	6A17I	6A17I	6A17I	6A18I	6A18I	6A18I	6A18I	2A19J	2A19J	2A19J	2A19J	2A19J	2A19J	2A19J	2A19J
06610	2A19J	2A19J	2A19J	2A19J	2A19J	2A19J	2A19J	2A19J	2A19J	2A19J	2A19J	2A19J	2A19J	2A19J	2A19J	2A19J	2A19J
06610	6A15J	6A15J	6A17J	6A17J	6A17J	6A18J	6A18J	6A18J	6A18J	2A19K	2A19K	2A19K	2A19K	2A19K	2A19K	2A19K	2A19K
06620	2A19K	2A19K	2A19K	2A19K	2A19K	2A19K	2A19K	2A19K	2A19K	2A19K	2A19K	2A19K	2A19K	2A19K	2A19K	2A19K	2A19K
06620	6A15K	6A15K	6A17K	6A17K	6A17K	6A18K	6A18K	6A18K	6A18K	2A19L	2A19L	2A19L	2A19L	2A19L	2A19L	2A19L	2A19L
06630	2A19L	2A19L	2A19L	2A19L	2A19L	2A19L	2A19L	2A19L	2A19L	2A19L	2A19L	2A19L	2A19L	2A19L	2A19L	2A19L	2A19L
06630	6A15L	6A15L	6A17L	6A17L	6A17L	6A18L	6A18L	6A18L	6A18L	2A19M	2A19M	2A19M	2A19M	2A19M	2A19M	2A19M	2A19M
06640	2A19M	2A19M	2A19M	2A19M	2A19M	2A19M	2A19M	2A19M	2A19M	2A19M	2A19M	2A19M	2A19M	2A19M	2A19M	2A19M	2A19M
06640	6A15M	6A15M	6A17M	6A17M	6A17M	6A18M	6A18M	6A18M	6A18M	2A19N	2A19N	2A19N	2A19N	2A19N	2A19N	2A19N	2A19N
06650	2A19N	2A19N	2A19N	2A19N	2A19N	2A19N	2A19N	2A19N	2A19N	2A19N	2A19N	2A19N	2A19N	2A19N	2A19N	2A19N	2A19N
06650	6A15N	6A15N	6A17N	6A17N	6A17N	6A18N	6A18N	6A18N	6A18N	2A19O	2A19O	2A19O	2A19O	2A19O	2A19O	2A19O	2A19O
06660	2A19O	2A19O	2A19O	2A19O	2A19O	2A19O	2A19O	2A19O	2A19O	2A19O	2A19O	2A19O	2A19O	2A19O	2A19O	2A19O	2A19O
06660	6A15O	6A15O	6A17O	6A17O	6A17O	6A18O	6A18O	6A18O	6A18O								
06670	2A19P	2A19P	2A19P	2A19P	2A19P	2A19P	2A19P	2A19P	2A19P								
06670	6A15Q	6A15Q	6A17Q	6A17Q	6A17Q	6A18Q	6A18Q	6A18Q	6A18Q								
23610	6A15P	6A15P	6A17P	6A17P	6A17P	6A18P	6A18P	6A18P	6A18P								
25720																	
25880																	
29590						6A14	6A14	6A14	6A14	6A13	6A13	6A13	6A13	6A13	6A13	6A13	6A13

S02: DEVIANCE and VICTIMIZATION. Driving violations and accidents

00650	1C28	1C28	1C028	1C028	1C028	1C028	1C028	1C028	1C028	1C028	1C028	1C028	1C028	1C028	1C028	1C028	1C028
00650	2C28	2C28	2C28	2C28	2C28	2C28	2C28	2C28	2C28	2C28	2C28	2C28	2C28	2C28	2C28	2C28	2C28
00650	3C28	3C28	3C28	3C28	3C28	3C28	3C28	3C28	3C28	3C28	3C28	3C28	3C28	3C28	3C28	3C28	3C28
00650	4C28	4C28	4C28	4C28	4C28	4C28	4C28	4C28	4C28	4C28	4C28	4C28	4C28	4C28	4C28	4C28	4C28
00650	5C28	5C28	5C28	5C28	5C28	5C28	5C28	5C28	5C28	5C28	5C28	5C28	5C28	5C28	5C28	5C28	5C28
00650	6C28	6C28	6C28	6C28	6C28	6C28	6C28	6C28	6C28	6C28	6C28	6C28	6C28	6C28	6C28	6C28	6C28
00660	1C29A	1C29A	1C29A	1C29A	1C29A	1C29A	1C29A	1C29A	1C29A	1C29A	1C29A	1C29A	1C29A	1C29A	1C29A	1C29A	1C29A
00660	2C29A	2C29A	2C29A	2C29A	2C29A	2C29A	2C29A	2C29A	2C29A	2C29A	2C29A	2C29A	2C29A	2C29A	2C29A	2C29A	2C29A
00660	3C29A	3C29A	3C29A	3C29A	3C29A	3C29A	3C29A	3C29A	3C29A	3C29A	3C29A	3C29A	3C29A	3C29A	3C29A	3C29A	3C29A
00660	4C29A	4C29A	4C29A	4C29A	4C29A	4C29A	4C29A	4C29A	4C29A	4C29A	4C29A	4C29A	4C29A	4C29A	4C29A	4C29A	4C29A
00660	5C29A	5C29A	5C29A	5C29A	5C29A	5C29A	5C29A	5C29A	5C29A	5C29A	5C29A	5C29A	5C29A	5C29A	5C29A	5C29A	5C29A
00660	6C29A	6C29A	6C29A	6C29A	6C29A	6C29A	6C29A	6C29A	6C29A	6C29A	6C29A	6C29A	6C29A	6C29A	6C29A	6C29A	6C29A
00670	1C29B	1C29B	1C29B	1C29B	1C29B	1C29B	1C29B	1C29B	1C29B	1C29B	1C29B	1C29B	1C29B	1C29B	1C29B	1C29B	1C29B
00670	2C29B	2C29B	2C29B	2C29B	2C29B	2C29B	2C29B	2C29B	2C29B	2C29B	2C29B	2C29B	2C29B	2C29B	2C29B	2C29B	2C29B
00670	3C29B	3C29B	3C29B	3C29B	3C29B	3C29B	3C29B	3C29B	3C29B	3C29B	3C29B	3C29B	3C29B	3C29B	3C29B	3C29B	3C29B
00670	4C29B	4C29B	4C29B	4C29B	4C29B	4C29B	4C29B	4C29B	4C29B	4C29B	4C29B	4C29B	4C29B	4C29B	4C29B	4C29B	4C29B
00670	5C29B	5C29B	5C29B	5C29B	5C29B	5C29B	5C29B	5C29B	5C29B	5C29B	5C29B	5C29B	5C29B	5C29B	5C29B	5C29B	5C29B
00670	6C29B	6C29B	6C29B	6C29B	6C29B	6C29B	6C29B	6C29B	6C29B	6C29B	6C29B	6C29B	6C29B	6C29B	6C29B	6C29B	6C29B
00680	1C29C	1C29C	1C29C	1C29C	1C29C	1C29C	1C29C	1C29C	1C29C	1C29C	1C29C	1C29C	1C29C	1C29C	1C29C	1C29C	1C29C
00680	2C29C	2C29C	2C29C	2C29C	2C29C	2C29C	2C29C	2C29C	2C29C	2C29C	2C29C	2C29C	2C29C	2C29C	2C29C	2C29C	2C29C
00680	3C29C	3C29C	3C29C	3C29C	3C29C	3C29C	3C29C	3C29C	3C29C	3C29C	3C29C	3C29C	3C29C	3C29C	3C29C	3C29C	3C29C
00680	4C29C	4C29C	4C29C	4C29C	4C29C	4C29C	4C29C	4C29C	4C29C	4C29C	4C29C	4C29C	4C29C	4C29C	4C29C	4C29C	4C29C
00680	5C29C	5C29C	5C29C	5C29C	5C29C	5C29C	5C29C	5C29C	5C29C	5C29C	5C29C	5C29C	5C29C	5C29C	5C29C	5C29C	5C29C
00680	6C29C	6C29C	6C29C	6C29C	6C29C	6C29C	6C29C	6C29C	6C29C	6C29C	6C29C	6C29C	6C29C	6C29C	6C29C	6C29C	6C29C
00690	1C30	1C30	1C030	1C030	1C030	1C030	1C030	1C030	1C030	1C030	1C030	1C030	1C030	1C030	1C030	1C030	1C030
00690	2C30	2C30	2C30	2C30	2C30	2C30	2C30	2C30	2C30	2C30	2C30	2C30	2C30	2C30	2C30	2C30	2C30
00690	3C30	3C30	3C30	3C30	3C30	3C30	3C30	3C30	3C30	3C30	3C30	3C30	3C30	3C30	3C30	3C30	3C30
00690	4C30	4C30	4C30	4C30	4C30	4C30	4C30	4C30	4C30	4C30	4C30	4C30	4C30	4C30	4C30	4C30	4C30
00690	5C30	5C30	5C30	5C30	5C30	5C30	5C30	5C30	5C30	5C30	5C30	5C30	5C30	5C30	5C30	5C30	5C30
00690	6C30	6C30	6C30	6C30	6C30	6C30	6C30	6C30	6C30	6C30	6C30	6C30	6C30	6C30	6C30	6C30	6C30



Item Ref. No.	Page Loc. in Vol.	ITEM DESCRIPTION (ABBREVIATED)	QUESTIONNAIRE LOCATION BY YEAR (FORM, SECTION, AND QUESTION NUMBER)											
			1976	1977	1978	1979	1980	1981	1982	1983	1984	1985	1986	1987

S02: DEVIANCE and VICTIMIZATION. Driving violations and accidents (continued)

00700	27	#ACDTS AFT DRNK	1C31A	1C31A	1C31A	1C31A	1C31A	1C31A	1C31A	1C31A	1C31A	1C31A	1C31A	1C31A	1C31A
00700	27	#ACDTS AFT DRNK	2C31A	2C31A	2C31A	2C31A	2C31A	2C31A	2C31A	2C31A	2C31A	2C31A	2C31A	2C31A	2C31A
00700	27	#ACDTS AFT DRNK	3C31A	3C31A	3C31A	3C31A	3C31A	3C31A	3C31A	3C31A	3C31A	3C31A	3C31A	3C31A	3C31A
00700	27	#ACDTS AFT DRNK	4C31A	4C31A	4C31A	4C31A	4C31A	4C31A	4C31A	4C31A	4C31A	4C31A	4C31A	4C31A	4C31A
00700	27	#ACDTS AFT DRNK	5C31A	5C31A	5C31A	5C31A	5C31A	5C31A	5C31A	5C31A	5C31A	5C31A	5C31A	5C31A	5C31A
00700	27	#ACDTS AFT DRNK	1C31B	1C31B	1C31B	1C31B	1C31B	1C31B	1C31B	1C31B	1C31B	1C31B	1C31B	1C31B	1C31B
00710	27	#ACDTS AFT MARJ	2C31B	2C31B	2C31B	2C31B	2C31B	2C31B	2C31B	2C31B	2C31B	2C31B	2C31B	2C31B	2C31B
00710	27	#ACDTS AFT MARJ	3C31B	3C31B	3C31B	3C31B	3C31B	3C31B	3C31B	3C31B	3C31B	3C31B	3C31B	3C31B	3C31B
00710	27	#ACDTS AFT MARJ	4C31B	4C31B	4C31B	4C31B	4C31B	4C31B	4C31B	4C31B	4C31B	4C31B	4C31B	4C31B	4C31B
00710	27	#ACDTS AFT MARJ	5C31B	5C31B	5C31B	5C31B	5C31B	5C31B	5C31B	5C31B	5C31B	5C31B	5C31B	5C31B	5C31B
00710	27	#ACDTS AFT MARJ	1C31C	1C31C	1C31C	1C31C	1C31C	1C31C	1C31C	1C31C	1C31C	1C31C	1C31C	1C31C	1C31C
00720	27	#ACDTS AFT OTDG	2C31C	2C31C	2C31C	2C31C	2C31C	2C31C	2C31C	2C31C	2C31C	2C31C	2C31C	2C31C	2C31C
00720	27	#ACDTS AFT OTDG	3C31C	3C31C	3C31C	3C31C	3C31C	3C31C	3C31C	3C31C	3C31C	3C31C	3C31C	3C31C	3C31C
00720	27	#ACDTS AFT OTDG	4C31C	4C31C	4C31C	4C31C	4C31C	4C31C	4C31C	4C31C	4C31C	4C31C	4C31C	4C31C	4C31C
00720	27	#ACDTS AFT OTDG	5C31C	5C31C	5C31C	5C31C	5C31C	5C31C	5C31C	5C31C	5C31C	5C31C	5C31C	5C31C	5C31C
00720	27	#ACDTS AFT OTDG													
22210	28	USE SEATBLT-DRVR											2E22	2E23	2E23
22210	28	USE SEATBLT-DRVR													
22220	28	USE SEATBLT-RIDR											2E23	2E24	2E24
22220	28	USE SEATBLT-RIDR													

S03: DEVIANCE and VICTIMIZATION. Victimization experiences

06680	113	SM1 ROB YRS <\$50	2A20A	2A20A	2A20A	2A20A	2A20A	2A20A	2A20A	2A20A	2A20A	2A20A	2A20A	2A20A	2A20A
06690	113	SM1 ROB YRS >\$50	2A20B	2A20B	2A20B	2A20B	2A20B	2A20B	2A20B	2A20B	2A20B	2A20B	2A20B	2A20B	2A20B
06700	113	SM1 DMG YR PRPTY	2A20C	2A20C	2A20C	2A20C	2A20C	2A20C	2A20C	2A20C	2A20C	2A20C	2A20C	2A20C	2A20C
06710	114	SM1 INJR U W/WPN	2A20D	2A20D	2A20D	2A20D	2A20D	2A20D	2A20D	2A20D	2A20D	2A20D	2A20D	2A20D	2A20D
06720	114	SM1 THRTN U W/WP	2A20E	2A20E	2A20E	2A20E	2A20E	2A20E	2A20E	2A20E	2A20E	2A20E	2A20E	2A20E	2A20E
06730	114	SM1 INJR YU -WPN	2A20F	2A20F	2A20F	2A20F	2A20F	2A20F	2A20F	2A20F	2A20F	2A20F	2A20F	2A20F	2A20F
06740	114	SM1 THRT U W/WPN	2A20G	2A20G	2A20G	2A20G	2A20G	2A20G	2A20G	2A20G	2A20G	2A20G	2A20G	2A20G	2A20G
09871	157	SM1 SCL ROB <\$50		3E10A	3E10A				3E08A	3E08A	3E08A	3E08A	3E08A	3E08A	3E08A
09871	157	SM1 SCL ROB <\$50	4E11A			5E06A	5E08A	5E13A							
09871	157	SM1 SCL ROB <\$50													
09872	157	SM1 SCL ROB >\$50		3E10B	3E10B				3E08B	3E08B	3E08B	3E08B	3E08B	3E08B	3E08B
09872	157	SM1 SCL ROB >\$50	4E11B			5E06B	5E08B	5E13B							
09872	157	SM1 SCL ROB >\$50													
09873	157	SM1 SCL DMG PRTY		3E10C	3E10C				3E08C	3E08C	3E08C	3E08C	3E08C	3E08C	3E08C
09873	157	SM1 SCL DMG PRTY	4E11C												
09873	157	SM1 SCL DMG PRTY				5E06C	5E08C	5E13C							
09874	157	SM1 SCL IN U W/W		3E10D	3E10D				3E08D	3E08D	3E08D	3E08D	3E08D	3E08D	3E08D
09874	157	SM1 SCL IN U W/W	4E11D												
09874	157	SM1 SCL IN U W/W				5E06D	5E08D	5E13D							
09875	158	SM1 SCL TH U W/W		3E10E	3E10E				3E08E	3E08E	3E08E	3E08E	3E08E	3E08E	3E08E
09875	158	SM1 SCL TH U W/W	4E11E												
09875	158	SM1 SCL TH U W/W				5E06E	5E08E	5E13E							
09876	158	SM1 SCL IN U -WP		3E10F	3E10F				3E08F	3E08F	3E08F	3E08F	3E08F	3E08F	3E08F
09876	158	SM1 SCL IN U -WP	4E11F			5E06F	5E08F	5E13F							
09876	158	SM1 SCL IN U -WP													
09877	158	SM1 SCL TH U W/I		3E10G	3E10G				3E08G	3E08G	3E08G	3E08G	3E08G	3E08G	3E08G
09877	158	SM1 SCL TH U W/I	4E11G												
09877	158	SM1 SCL TH U W/I				5E06G	5E08G	5E13G							

T01: HEALTH. Symptoms

08850		OFTN SHRTNS BRTH	3D02A	3D02A*	3D02A	3D02A	3D02A	3D02A	3D02A	3D02A	3D02A	3D02A	3D02A	3D02A	3D02A
08860		OFTN HEART BEATG	3D02B	3D02B*	3D02B	3D02B	3D02B	3D02B	3D02B	3D02B	3D02B	3D02B	3D02B	3D02B	3D02B
08870		OFTN SPILLS DZZNS	3D02C	3D02C*	3D02C	3D02C	3D02C	3D02C	3D02C	3D02C	3D02C	3D02C	3D02C	3D02C	3D02C
08880		OFTN HNDS TRMBLE	3D02D	3D02D*	3D02D	3D02D	3D02D	3D02D	3D02D	3D02D	3D02D	3D02D	3D02D	3D02D	3D02D
08890		OFTN HNDS SWEATG	3D02E	3D02E*	3D02E	3D02E	3D02E	3D02E	3D02E	3D02E	3D02E	3D02E	3D02E	3D02E	3D02E
08900		OFTN CDNT GT GNG	3D02F	3D02F*	3D02F	3D02F	3D02F	3D02F	3D02F	3D02F	3D02F	3D02F	3D02F	3D02F	3D02F
21310	94	#DA HEADACHE							1D15A	1D15A	1D15A	1D15A	1D15A	1D15A	1D15A
21320	94	#DA SORE THROAT							1D15B	1D15B	1D15B	1D15B	1D15B	1D15B	1D15B
21330	95	#DA SINUS CONG							1D15C	1D15C	1D15C	1D15C	1D15C	1D15C	1D15C
21340	95	#DA COUGHING							1D15D	1D15D	1D15D	1D15D	1D15D	1D15D	1D15D
21350	95	#DA CHEST COLD							1D15E	1D15E	1D15E	1D15E	1D15E	1D15E	1D15E
21360	95	#DA COUGH PHLM							1D15F	1D15F	1D15F	1D15F	1D15F	1D15F	1D15F
21370	95	#DA SHORT BRTH							1D15G	1D15G	1D15G	1D15G	1D15G	1D15G	1D15G
21380	95	#DA WHEEZING							1D15H	1D15H	1D15H	1D15H	1D15H	1D15H	1D15H
21390	96	#DA TRBL REMEM							1D15I	1D15I	1D15I	1D15I	1D15I	1D15I	1D15I
21400	96	#DA DFCT THINK							1D15J	1D15J	1D15J	1D15J	1D15J	1D15J	1D15J
21410	96	#DA TRBL LEARN							1D15K	1D15K	1D15K	1D15K	1D15K	1D15K	1D15K
21420	96	#DA TRBL SLEEP							1D15L	1D15L	1D15L	1D15L	1D15L	1D15L	1D15L
21430	96	#DA TRBL START							1D15M	1D15M	1D15M	1D15M	1D15M	1D15M	1D15M
21440	96	#DA STAY HOME							1D15N	1D15N	1D15N	1D15N	1D15N	1D15N	1D15N
21520	98	RLTV PHY HEALTH							1D018	1D018	1D018	1D018	1D018	1D018	1D018

T02: HEALTH. Habits

05890	102	DALY ACTV SPORTS	2A02H	2A02H	2A02H	2A02H	2A02H	2A02H	2A02H	2A02H	2A02H	2A02H	2A02H	2A02H	2A02H
05890	219	DALY ACTV SPORTS													
20690		ATTN TO NUTRITON				2E15A									
20700		MIN CHOLESTEROL				2E15B									
20710		AVOID ADDITIVES				2E15C									

349

[illegible]

S02: DEVIANCE and VICTIMIZATION. Driving violations and accidents (continued)

[illegible]

S03: DEVIANCE and VICTIMIZATION. Victimization experiences

[illegible]

T01: HEALTH. Symptoms

[illegible]

T02: HEALTH. Habits

[illegible]

*=item text changed from previous year

T02: HEALTH. Habits (continued)

T03: HEALTH. Height and weight

T04: HEALTH. Medical treatment

[illegible]

351

T02: HEALTH. Habits (continued)

T03: HEALTH. Height and weight

T04: HEALTH. Medical treatment

[illegible]

Appendix A

Sampling Error Estimates and Tables*

All of the percentages reported in this volume are really *estimates* of the response percentages that would have been obtained if, instead of using a sample survey, we had asked all high schools throughout the United States to participate and in all schools that agreed to participate we had invited the whole senior class to fill out the questionnaires. The question naturally arises: How accurate are the present percentage estimates based on a limited number of schools and seniors? For any particular percentage resulting from a sample survey we cannot know exactly how much error has resulted from sampling, but we can make reasonably good estimates of “confidence intervals” – ranges within which the “true” population value is very likely to fall. The word “true” in this context is defined quite narrowly; it refers only to the value that would be found if we had set out to survey the total population—all high school seniors in the United States. Thus, this concept of “true” population value does *not* take account of biases that might occur due to refusals, distortion of responses, faulty question wording, and other factors. Each of these sources of possible error is discussed in the “Representativeness and Validity” section of the Introduction to this volume. The reader is urged to review this material and take it into account along with the sampling error estimates included in this appendix.

The estimation of confidence intervals in surveys involving complex samples can be a highly complicated combination of statistical science plus informed judgment. It is an area in which there is no single “right answer” or “best approach.” We suspect that many of those using this volume will not be especially interested in *how* we have chosen to solve the problems involved in estimating

confidence intervals, so long as we provide guidelines that can be applied in a fairly simple and straightforward manner. This appendix is designed to accomplish that. Appendix B provides a more extensive discussion of how we obtained the confidence intervals shown here, and it also provides guidelines for computing specific confidence intervals for a wider range of possible applications than can be covered in the tables provided in this appendix.

A very rough example of a confidence interval can be stated in these terms: for percentages based on the total sample (all five questionnaire forms), the “true” values are rarely more than 1.5 percent higher or lower than the percentage estimates reported in this volume. How rarely? The chances are much lower than 1 in 20. Indeed, many of the percentages reported for the total sample are accurate to within 1 percent.

Of course, most of the data reported here are based on items included only in one or another of the five questionnaire forms. Since such percentages are based on only one-fifth of the total sample, they are somewhat less accurate. The loss in accuracy is less than might be imagined, however, for reasons spelled out in Appendix B. For present purposes, it is enough to say that percentages based on 3,000 or more seniors responding to one questionnaire form are rarely (less than 1 in 20) farther than 2.4 percent away from the “true” value.

We have thus far provided two very rough illustrations of confidence intervals—a range of ± 1.5 percent for percentages based on the total sample and a range of ± 2.4 percent for percentages based on the number of seniors responding to one questionnaire form. While these two intervals

*Appendixes A and B, which discuss estimates of sampling errors and design effects, were written when there were five questionnaire forms used in each annual survey; a sixth form was added beginning in 1989. Because we believe that there would be very little change in estimates of sampling errors, or in design effects, we have not revised these appendixes to reflect the added form.

provide some notion of the overall range of accuracy of the sample, they fall short of our needs in a number of respects. We need to be able to assign confidence intervals for subgroups such as males, females, those who plan to complete college, and so forth, all of which involve smaller numbers of cases and, thus, some reduction in accuracy. We also need to take account of the fact that, other things being equal, confidence intervals grow smaller when one moves from the middle of the scale (percentages near 50 percent) to the extremes (e.g., 4 percent or 96 percent). Further, we need to provide guidelines for evaluating the difference between two percentages: for example, we may wish to know whether an increase in the percentage of daily marijuana users from one year to the next is large enough to be considered a statistically significant change.

Each of the requirements mentioned above is taken into account in the tables of confidence intervals that follow.

Confidence Intervals for Single Percentages

Table A-1 provides confidence intervals for single percentages that are reasonably good approximations for most *variables* and for most *subgroups* (as well as for the total sample). The table entries slightly underestimate the confidence intervals for regional subgroups and for blacks. These underestimates can be corrected reasonably well by multiplying the entries in Table A-1 by a factor of 1.1 for data based on a single form and by a factor of 1.33 for data based on all five forms. A more serious problem is that the table entries substantially underestimate the confidence intervals for certain variables that tend to be somewhat homogeneous within schools, as well as other factors likely to show clustering according to geographical area or socioeconomic level. A discussion of some of these variables is provided at the end of this appendix.

Table A-1 accommodates various numbers of cases (presented as different columns in the table) and various percentages (presented as different rows in the table). The table entries, when added to and subtracted from the observed percentage, establish the 95 percent confidence interval (calculated as 1.96 sampling errors). Thus, for example, to determine the accuracy of a result of 67.4 percent based on a sample of 1,632 cases, one should first look for the closest values in the table

(in this case, about 70 percent and a number of cases approximately equal to 1,500); next, determine the values to be added to and subtracted from the observed percentage (in this case, the values would be +2.8 percent and -2.9 percent); and then compute the confidence interval around the observed percentage of 67.4 percent (in this case, an interval ranging from 64.5 percent to 70.2 percent). This procedure yields an interval such that, for most variables, the chances are 95 in 100 that, if all high school seniors in the country had been asked to participate in the survey, the resulting percentage would fall within the interval.

Confidence Intervals for Differences between Two Percentages

Table A-2 provides confidence intervals for differences between certain percentages. Specifically, the table can be used for *comparisons* between males and females, between those who do and do not plan to complete four years of college, and between those falling into different categories of the five-level index of drug usage. The above comparisons are appropriate for data from any single year (e.g., male seniors in 1976 compared with female seniors in 1976 or the "marijuana only" seniors in 1977 compared with the "no illicit drugs" seniors in 1977). Table A-2 is also useful in assessing *one-year* trends for any of the above subgroups as well as for the total sample. For example, one may be interested in a confidence interval (or significance level) for the difference between the percentage of female seniors in 1977 who used marijuana and the percentage of female seniors in 1978 who did so. The values in Table A-2 are appropriate for confidence intervals across adjacent years (e.g., 1976 compared with 1977), provided the same subgroup (e.g., females) is being considered both years. The confidence intervals for comparisons across nonadjacent years (e.g., 1976 compared with 1978) are slightly larger.

With appropriate corrections, the entries in Table A-2 can be used for trends covering more than one year and for trends or comparisons involving regional subgroups and blacks. Each of these applications requires some upward adjustment of the table entries; guidelines for such adjustments are provided in the notes accompanying Table A-2.

For information on the derivation of Table A-2 and for guidelines to be used in computing confidence intervals not covered in that table, the

reader is referred to Appendix B.

In order to find the appropriate confidence interval in Table A-2, one must first locate that portion of the table that deals with percentage values closest to the two percentages being compared (for example, if one wished to compare a value of 28.1 percent with one of 35.4 percent, the " $p = 30$ percent or 70 percent" portion of the table would be closest). The next step is to locate the specific table entry that corresponds most closely to the numbers of cases involved in the two percentages being compared (e.g., if those numbers were 1,478 and 1,563 for 28.1 percent and 35.4 percent, the correct table entry would be 3.9 percent). That table entry, when added to and subtracted from the difference between the two percentages, yields the 95 percent confidence interval for the difference. (In the above illustration, that would be 7.3 percent \pm 3.9 percent, or an interval from 3.4 percent to 11.2 percent.) The chances are only 1 in 20 that the "true" difference between two percentages lies outside of this interval.

Another use of Table A-2 is to test whether a difference between two percentages is "statistically significant." If the table entry is smaller than the difference between the two percentages (as is true in the above illustration), then the difference is statistically significant at the 95 percent level (sometimes indicated as $p < .05$).

Some Cautions

The tables provided here are based on averages of large numbers of sampling errors computed across a wide range of the variables that appear in this volume, as well as across all of the subgroups for which data are reported here. We are confident that the values in the tables are reasonably accurate for most purposes, but we must repeat the caution that the tables slightly underestimate confidence intervals for the following groups and comparisons:

- Blacks
- Regions (Northeast, North Central, South, West)
- Comparisons among regions
- Comparisons across nonadjacent years (e.g., 1976 vs. 1978)

A more important problem is that the tables substantially underestimate the confidence intervals for certain variables that, for various reasons, show greater than average homogeneity within schools. After an extensive, but by no means exhaustive,

sampling of the kinds of variables that might show such clustering by school, we can provide the following examples of the kinds of variables for which Tables A-1 and A-2 substantially underestimate the confidence intervals.

Variables Related to Educational Background and Aspirations. The questionnaire items dealing with father's education, mother's education, high school curriculum (college preparatory vs. all others), and plans for completing four years of college all show an appreciable amount of clustering by school. Accordingly, for such variables the confidence intervals provided in the tables should be doubled.

Other items dealing with plans for technical/vocational schooling, a two-year college program, or graduate/professional study also require adjustment. The confidence intervals in the tables should be multiplied by a factor of 1.5 in order to be applicable to these variables.

It seems clear that the common factor underlying these particular variables is the tendency for family socioeconomic level to be somewhat homogeneous within school districts—some schools serve wealthier populations than do others. That makes the form of sampling we use somewhat less efficient for measuring those variables (such as those listed above) that are closely associated with family socioeconomic level. Therefore, we urge the reader to treat with caution any variables that are likely to be strongly linked to socioeconomic factors. In the absence of more specific computations of sampling errors, a good rule of thumb for dealing with such variables would be to double the confidence intervals provided in Tables A-1 and A-2.

Variables Related to Geographic Location. Another category of variables that are somewhat homogeneous within schools and school districts consists of those things that reflect differences in region and/or urbanicity. An obvious example is a background question asking where the respondent grew up: the response category on a "farm" shows a very high degree of clustering within schools. One would have to more than double the confidence intervals in the tables to deal with such a measure. Similarly, high clustering was found for some responses about religious preference; for example, those whose preference is Baptist are located primarily in the South (and probably heavily in rural areas), whereas those whose preference is Jewish are located primarily in the

Northeast (especially in larger cities). The confidence intervals in Tables A-1 and A-2 should be multiplied by a factor as large as 3 in order to be applicable to such variables.

Other variables that show some greater than average homogeneity within schools include such ideologically related dimensions as frequency of attending religious services, importance of religion, and political preference. Still other variables showing high homogeneity, probably because of their association with urbanicity, include driving (percentage who do not drive at all), working (percentage with no job), and household composition (percentage with father not living in the home). For each of the variables mentioned in this paragraph, the confidence intervals in Tables A-1 and A-2 should be multiplied by a factor of about 1.5.

Variables Involving Use of Alcohol and Marijuana. Extensive work has been done to compute sampling errors and confidence intervals for the drug use measures included in this volume (see

Johnston, Bachman, and O'Malley, 1977, 1979, 1982; Johnston, O'Malley, and Bachman, 1984, especially Appendix B). Most drug use variables show sampling errors that lie within the range of those provided in Tables A-1 and A-2. Usage levels for alcohol and marijuana, however, show some degree of homogeneity within schools, thus requiring that the table levels be adjusted. For items dealing with alcohol use, the entries in Table A-1 should be multiplied by a factor of 1.6; for items dealing with marijuana use, the correction factor is 1.35.

As noted earlier, this appendix has presented guidelines for using the tables of confidence intervals provided herein. Those readers interested in learning more about the rationale underlying such tables, the procedures used to derive the particular tables presented here, and guidelines for further computations of confidence intervals may consult Appendix B of this volume.

Notes to Table A-1

Caution: The entries in this table systematically underestimate confidence intervals for regional subgroups and for blacks. In order to correct these underestimates, the table entries should be multiplied by a factor of 1.1 for data from a single form and by a factor of 1.33 for data based on five forms. Further cautions and corrections are required for some specific variables that relate educational background and aspirations, geographic

location, and the use of alcohol and marijuana (see discussion in the final sections of Appendix A).

The values in this table, when added to and subtracted from an observed percentage, establish the 95 percent confidence interval around that percentage, incorporating a design effect. Table values were calculated using the following formula (adapted from Hays, 1973, p. 379):

$$\text{lower limit} = p - \frac{2N'p + (1.96)^2 - 1.96 \sqrt{4N'p(1-p) + (1.96)^2}}{2[N' + (1.96)^2]}$$

$$\text{upper limit} = \frac{2N'p + (1.96)^2 + 1.96 \sqrt{4N'p(1-p) + (1.96)^2}}{2[N' + (1.96)^2]} - p$$

where p = the proportion, N' is the "effective N ," and $N' = N/(1.3 + 0.00015N)$.
(See Appendix B for a discussion of the concept of "effective N .")

Table A-1
Confidence Intervals (95% Level) around Percentage Values

		Number of Cases																	
		100	200	300	400	500	700	1,000	1,500	2,000	2,500	3,000	3,500	4,000	5,000	7,000	10,000	15,000	20,000
99%	+	0.9	0.8	0.7	0.7	0.6	0.6	0.5	0.5	0.4	0.4	0.4	0.4	0.3	0.3	0.3	0.3	0.3	0.2
	-	5.6	3.2	2.4	1.9	1.7	1.3	1.1	0.8	0.7	0.6	0.6	0.6	0.5	0.5	0.4	0.4	0.3	0.3
97%	+	2.1	1.8	1.6	1.4	1.3	1.2	1.0	0.9	0.8	0.8	0.7	0.7	0.6	0.6	0.6	0.5	0.5	0.5
	-	6.6	4.1	3.2	2.6	2.3	1.9	1.6	1.3	1.1	1.0	0.9	0.9	0.8	0.8	0.7	0.6	0.6	0.5
95%	+	3.1	2.5	2.2	2.0	1.8	1.6	1.4	1.2	1.1	1.0	0.9	0.9	0.9	0.8	0.7	0.7	0.6	0.6
	-	7.4	4.7	3.7	3.1	2.7	2.3	1.9	1.5	1.4	1.2	1.1	1.1	1.0	0.9	0.8	0.8	0.7	0.7
90%	+	4.9	3.8	3.3	2.9	2.7	2.3	2.0	1.7	1.5	1.4	1.3	1.3	1.2	1.1	1.0	0.9	0.9	0.8
	-	8.8	5.8	4.6	4.0	3.5	2.9	2.5	2.0	1.8	1.6	1.5	1.4	1.4	1.3	1.1	1.0	0.9	0.9
85%	+	6.6	4.8	4.1	3.6	3.3	2.9	2.5	2.1	1.9	1.7	1.6	1.5	1.5	1.4	1.2	1.1	1.0	1.0
	-	9.7	6.6	5.3	4.5	4.0	3.4	2.9	2.4	2.1	1.9	1.8	1.7	1.6	1.5	1.3	1.2	1.1	1.1
80%	+	7.4	5.6	4.7	4.2	3.8	3.3	2.8	2.4	2.1	2.0	1.8	1.7	1.7	1.5	1.4	1.3	1.2	1.1
	-	10.3	7.1	5.7	4.9	4.4	3.7	3.1	2.6	2.3	2.1	2.0	1.8	1.8	1.6	1.5	1.3	1.2	1.2
70%	+	9.1	6.8	5.6	5.0	4.5	3.9	3.3	2.8	2.5	2.3	2.1	2.0	1.9	1.8	1.6	1.5	1.4	1.3
	-	11.1	7.7	6.3	5.5	4.9	4.2	3.5	2.9	2.6	2.4	2.2	2.1	2.0	1.8	1.7	1.5	1.4	1.3
50%	+	11.0	7.9	6.5	5.7	5.1	4.4	3.7	3.1	2.8	2.5	2.4	2.2	2.1	2.0	1.8	1.6	1.5	1.4
	-	11.0	7.9	6.5	5.7	5.1	4.4	3.7	3.1	2.8	2.5	2.4	2.2	2.1	2.0	1.8	1.6	1.5	1.4
30%	+	11.1	7.7	6.3	5.5	4.9	4.2	3.5	2.9	2.6	2.4	2.2	2.1	2.0	1.8	1.7	1.5	1.4	1.3
	-	9.1	6.8	5.6	5.0	4.5	3.9	3.3	2.8	2.5	2.3	2.1	2.0	1.9	1.8	1.6	1.5	1.4	1.3
20%	+	10.3	7.1	5.7	4.9	4.4	3.7	3.1	2.6	2.3	2.1	2.0	1.8	1.8	1.6	1.5	1.3	1.2	1.2
	-	7.4	5.6	4.7	4.2	3.8	3.3	2.8	2.4	2.1	2.0	1.8	1.7	1.7	1.5	1.4	1.3	1.2	1.1
15%	+	9.7	6.6	5.3	4.5	4.0	3.4	2.9	2.4	2.1	1.9	1.8	1.7	1.6	1.5	1.3	1.2	1.1	1.1
	-	6.3	4.8	4.1	3.6	3.3	2.9	2.5	2.1	1.9	1.7	1.6	1.5	1.5	1.4	1.2	1.1	1.0	1.0
10%	+	8.8	5.8	4.6	4.0	3.5	2.9	2.5	2.0	1.8	1.6	1.5	1.4	1.4	1.3	1.1	1.0	0.9	0.9
	-	4.9	3.8	3.3	2.9	2.7	2.3	2.0	1.7	1.5	1.4	1.3	1.3	1.2	1.1	1.0	0.9	0.9	0.8
5%	+	7.4	4.7	3.7	3.1	2.7	2.3	1.9	1.5	1.4	1.2	1.1	1.1	1.0	0.9	0.8	0.8	0.7	0.7
	-	3.1	2.5	2.2	2.0	1.8	1.6	1.4	1.2	1.1	1.0	0.9	0.9	0.9	0.8	0.7	0.7	0.6	0.6
3%	+	6.6	4.1	3.2	2.6	2.3	1.9	1.6	1.3	1.1	1.0	0.9	0.9	0.8	0.8	0.7	0.6	0.6	0.5
	-	2.1	1.8	1.6	1.4	1.3	1.2	1.0	0.9	0.8	0.8	0.7	0.7	0.6	0.6	0.6	0.5	0.5	0.5
1%	+	5.6	3.2	2.4	1.9	1.7	1.3	1.1	0.8	0.7	0.6	0.6	0.6	0.5	0.5	0.4	0.4	0.3	0.3
	-	0.9	0.8	0.7	0.7	0.6	0.6	0.5	0.5	0.4	0.4	0.4	0.4	0.3	0.3	0.3	0.3	0.3	0.2

Notes to Table A-2

The entries in this table (which appear on the next four pages) are appropriate for *comparisons* between (a) males and females, (b) those who do and do not plan four years of college, and (c) those falling into different categories of the five-level index of drug usage. The table entries are also appropriate for *one-year trends* for the total sample and any of the subgroups except region. Most other trends and subgroup comparisons require that the table entries be multiplied by an adjustment factor, given below.

Outline of Steps to Follow (see text of appendix for illustrations)

1. Locate the portion of the table with “*p*” values closest to the two percentages being compared.
2. Locate the specific entry closest to the weighted *N*s for the two percentages.
3. Multiply that entry by any necessary adjustment factor (see below).
4. That table value (or adjusted table value), when added to and subtracted from the difference between the two percentages, yields the 95 percent confidence interval for the difference.
5. Also, if the table value (or adjusted table value) is smaller than the difference between the two percentages, then the difference may be described as “statistically significant at the 95 percent level.”

Adjustment Factors	Adjustment Factor (to be multiplied by table entry)
For comparisons between blacks and whites	
based on single-form data	*
based on five-form data	1.25
For comparisons between any two regions	
based on single-form data	1.15
based on five-form data	1.50
For one-year trends involving any region	
based on single-form data	*
based on five-form data	1.25
For trends over two or more years involving any region	
based on single-form data	*
based on five-form data	1.35
For trends over two or more years involving all other groups	
based on single-form data	*
based on five-form data	1.15

*Indicates that no adjustment is necessary for category shown.

Note: The table entries were calculated using the following formula: $1.96 \sqrt{p(1-p) \frac{1}{N'_1} + \frac{1}{N'_2}}$

where $N'_1 = N_1/\text{DEFF}$, $N'_2 = N_2/\text{DEFF}$, and $\text{DEFF} = 1.3 + 0.000075 \left[\frac{N_1 N_2}{(N_1 + N_2)} \right]$

		$N_1 =$	100	200	300	400	500	700	1,000	1,500	2,000	3,000	4,000	5,000	7,000	10,000	15,000	20,000
$N_2 =$	100	3.2																
	200	2.7	2.2															
	300	2.6	2.0	1.8														
	400	2.5	1.9	1.7	1.6													
	500	2.4	1.9	1.6	1.5	1.4									$p = 1\%$ or 99%			
	700	2.4	1.8	1.6	1.4	1.3	1.2											
	1,000	2.3	1.7	1.5	1.3	1.2	1.1	1.0										
	1,500	2.3	1.7	1.4	1.3	1.2	1.0	0.9	0.8									
	2,000	2.3	1.7	1.4	1.2	1.1	1.0	0.9	0.8	0.7								
	3,000	2.3	1.6	1.4	1.2	1.1	1.0	0.8	0.7	0.7	0.6							
	4,000	2.3	1.6	1.4	1.2	1.1	0.9	0.8	0.7	0.7	0.6	0.6						
	5,000	2.3	1.6	1.3	1.2	1.1	0.9	0.8	0.7	0.6	0.6	0.5	0.5					
	7,000	2.3	1.6	1.3	1.2	1.1	0.9	0.8	0.7	0.6	0.5	0.5	0.5	0.4				
	10,000	2.2	1.6	1.3	1.2	1.0	0.9	0.8	0.7	0.6	0.5	0.5	0.5	0.4	0.4			
	15,000	2.2	1.6	1.3	1.2	1.0	0.9	0.8	0.6	0.6	0.5	0.5	0.4	0.4	0.4	0.4		
	20,000	2.2	1.6	1.3	1.1	1.0	0.9	0.8	0.6	0.6	0.5	0.5	0.4	0.4	0.4	0.3	0.3	
		$N_1 =$	100	200	300	400	500	700	1,000	1,500	2,000	3,000	4,000	5,000	7,000	10,000	15,000	20,000
$N_2 =$	100	5.4																
	200	4.7	3.8															
	300	4.4	3.5	3.1														
	400	4.3	3.3	2.9	2.7													
	500	4.2	3.2	2.8	2.6	2.4									$p = 3\%$ or 97%			
	700	4.1	3.1	2.7	2.4	2.3	2.1											
	1,000	4.0	3.0	2.5	2.3	2.1	1.9	1.8										
	1,500	4.0	2.9	2.4	2.2	2.0	1.8	1.6	1.5									
	2,000	3.9	2.9	2.4	2.1	1.9	1.7	1.5	1.4	1.3								
	3,000	3.9	2.8	2.3	2.1	1.9	1.7	1.5	1.3	1.2	1.1							
	4,000	3.9	2.8	2.3	2.0	1.9	1.6	1.4	1.2	1.1	1.0	0.9						
	5,000	3.9	2.8	2.3	2.0	1.8	1.6	1.4	1.2	1.1	1.0	0.9	0.9					
	7,000	3.9	2.8	2.3	2.0	1.8	1.6	1.4	1.2	1.0	0.9	0.9	0.8	0.8				
	10,000	3.9	2.8	2.3	2.0	1.8	1.5	1.3	1.1	1.0	0.9	0.8	0.8	0.7	0.7			
	15,000	3.8	2.7	2.3	2.0	1.8	1.5	1.3	1.1	1.0	0.9	0.8	0.7	0.7	0.6	0.6		
	20,000	3.8	2.7</															

Table A-2 (continued)

		$N_1 =$	100	200	300	400	500	700	1,000	1,500	2,000	3,000	4,000	5,000	7,000	10,000	15,000	20,000
$N_2 =$	100	6.9																
	200	6.0	4.9															
	300	5.6	4.5	4.0														
	400	5.5	4.3	3.8	3.5													
	500	5.4	4.1	3.6	3.3	3.1								$p = 5\% \text{ or } 95\%$				
	700	5.2	3.9	3.4	3.1	2.9	2.7											
	1,000	5.1	3.8	3.2	2.9	2.7	2.5	2.2										
	1,500	5.1	3.7	3.1	2.8	2.6	2.3	2.1	1.9									
	2,000	5.0	3.6	3.1	2.7	2.5	2.2	2.0	1.7	1.6								
	3,000	5.0	3.6	3.0	2.6	2.4	2.1	1.9	1.6	1.5	1.4							
	4,000	5.0	3.6	3.0	2.6	2.4	2.1	1.8	1.6	1.4	1.3	1.2						
	5,000	4.9	3.6	2.9	2.6	2.3	2.0	1.8	1.5	1.4	1.2	1.2	1.1					
	7,000	4.9	3.5	2.9	2.6	2.3	2.0	1.7	1.5	1.3	1.2	1.1	1.0	1.0				
	10,000	4.9	3.5	2.9	2.5	2.3	2.0	1.7	1.4	1.3	1.1	1.1	1.0	0.9	0.9			
	15,000	4.9	3.5	2.9	2.5	2.3	2.0	1.7	1.4	1.3	1.1	1.0	1.0	0.9	0.8	0.8		
	20,000	4.9	3.5	2.9	2.5	2.3	1.9	1.7	1.4	1.3	1.1	1.0	0.9	0.9	0.8	0.7	0.7	

		$N_1 =$	100	200	300	400	500	700	1,000	1,500	2,000	3,000	4,000	5,000	7,000	10,000	15,000	20,000
$N_2 =$	100	9.5																
	200	8.2	6.7															
	300	7.8	6.2	5.5														
	400	7.5	5.9	5.2	4.8													
	500	7.4	5.7	4.9	4.6	4.3								$p = 10\% \text{ or } 90\%$				
	700	7.2	5.4	4.7	4.3	4.0	3.7											
	1,000	7.1	5.2	4.5	4.0	3.7	3.4	3.1										
	1,500	7.0	5.1	4.3	3.8	3.5	3.2	2.8	2.6									
	2,000	6.9	5.0	4.2	3.7	3.4	3.0	2.7	2.4	2.2								
	3,000	6.9	4.9	4.1	3.6	3.3	2.9	2.6	2.2	2.1	1.9							
	4,000	6.8	4.9	4.1	3.6	3.3	2.8	2.5	2.2	2.0	1.8	1.7						
	5,000	6.8	4.9	4.0	3.6	3.2	2.8	2.4	2.1	1.9	1.7	1.6	1.5					
	7,000	6.8	4.9	4.0	3.5	3.2	2.8	2.4	2.0	1.8	1.6	1.5	1.4	1.3				
	10,000	6.8	4.8	4.0	3.5	3.2	2.7	2.3	2.0	1.8	1.6	1.4	1.4	1.3	1.2			
	15,000	6.8	4.8	4.0	3.5	3.1	2.7	2.3	2.0	1.8	1.5	1.4	1.3	1.2	1.1	1.1		
	20,000	6.8	4.8	4.0	3.5	3.1	2.7	2.3	1.9	1.7	1.5	1.4	1.3	1.2	1.1	1.0	1.0	

		$N_1 =$	100	200	300	400	500	700	1,000	1,500	2,000	3,000	4,000	5,000	7,000	10,000	15,000	20,000
$N_2 =$	100																	
	200	11.3																
	300	9.8	8.0															
	400	9.3	7.3	6.6														
	500	9.0	7.0	6.2	5.7													
	700	8.8	6.7	5.9	5.4	5.1												
	1,000	8.6	6.5	5.6	5.1	4.8	4.4											
	1,500	8.4	6.2	5.3	4.8	4.5	4.0	3.7										
	2,000	8.3	6.1	5.1	4.6	4.2	3.8	3.4	3.0									
	3,000	8.2	6.0	5.0	4.5	4.1	3.6	3.2	2.9	2.7								
	4,000	8.2	5.9	4.9	4.3	3.9	3.5	3.0	2.7	2.5	2.2							
	5,000	8.1	5.8	4.9	4.3	3.9	3.4	2.9	2.6	2.3	2.1	2.0						
	7,000	8.1	5.8	4.8	4.2	3.8	3.3	2.9	2.5	2.3	2.0	1.9	1.8					
	10,000	8.1	5.8	4.8	4.2	3.8	3.2	2.8	2.4	2.1	1.9	1.7	1.6	1.5	1.4			
	15,000	8.1	5.7	4.7	4.1	3.7	3.2	2.7	2.3	2.1	1.8	1.7	1.6	1.4	1.3	1.3		
	20,000	8.0	5.7	4.7	4.1	3.7	3.2	2.7	2.3	2.1	1.8	1.6	1.5	1.4	1.3	1.2	1.2	
		$N_1 =$	100	200	300	400	500	700	1,000	1,500	2,000	3,000	4,000	5,000	7,000	10,000	15,000	20,000
$N_2 =$	100																	
	200	12.7																
	300	11.0	9.0															
	400	10.4	8.2	7.4														
	500	10.0	7.8	6.9	6.4													
	700	9.8	7.5	6.6	6.1	5.7												
	1,000	9.6	7.2	6.2	5.7	5.3	4.9											
	1,500	9.4	7.0	6.0	5.4	5.0	4.5	4.1										
	2,000	9.3	6.8	5.7	5.1	4.7	4.2	3.8	3.4									
	3,000	9.2	6.7	5.6	5.0	4.6	3.6	3.2	3.0	2.9								
	4,000	9.1	6.6	5.5	4.9	4.4	3.9	3.4	3.0	2.8	2.5							
	5,000	9.1	6.5	5.4	4.8	4.3	3.8	3.3	2.9	2.6	2.4	2.2						
	7,000	9.1	6.5	5.4	4.7	4.3	3.7	3.2	2.8	2.6	2.3	2.1	2.0					
	10,000	9.1	6.5	5.4	4.7	4.2	3.7	3.2	2.7	2.5	2.2	2.0	1.9	1.8				
	15,000	9.0	6.5	5.3	4.7	4.2	3.6	3.1	2.7	2.4	2.1	1.9	1.8	1.7	1.6			
	20,000	9.0	6.4	5.3	4.6	4.2	3.6	3.1	2.6	2.3	2.0	1.9	1.7	1.6	1.5	1.4	1.3	

Table A-2 (continued)

	$N_1 =$	100	200	300	400	500	700	1,000	1,500	2,000	3,000	4,000	5,000	7,000	10,000	15,000	20,000
$N_2 =$	100	14.5															
	200	12.6	10.3														
	300	11.9	9.4	8.4													
	400	11.5	8.9	7.9	7.3												
	500	11.3	8.6	7.6	7.0	6.6							$p = 30\% \text{ or } 70\%$				
	700	11.0	8.3	7.2	6.5	6.1	5.6										
	1,000	10.8	8.0	6.8	6.2	5.7	5.2	4.7									
	1,500	10.6	7.8	6.6	5.9	5.4	4.8	4.3	3.9								
	2,000	10.6	7.7	6.4	5.7	5.2	4.6	4.1	3.7	3.4							
	3,000	10.5	7.6	6.3	5.6	5.1	4.4	3.9	3.4	3.2	2.9						
	4,000	10.4	7.5	6.2	5.5	5.0	4.3	3.8	3.3	3.0	2.7	2.5					
	5,000	10.4	7.5	6.2	5.4	4.9	4.3	3.7	3.2	2.9	2.6	2.4	2.3				
	7,000	10.4	7.4	6.1	5.4	4.9	4.2	3.6	3.1	2.5	2.3	2.2	2.1	2.2			
	10,000	10.4	7.4	6.1	5.3	4.8	4.2	3.6	3.0	2.7	2.4	2.2	2.1	1.9	1.8		
	15,000	10.3	7.4	6.1	5.3	4.8	4.1	3.5	3.0	2.7	2.3	2.1	2.0	1.8	1.7	1.6	
	20,000	10.3	7.4	6.1	5.3	4.8	4.1	3.5	3.0	2.6	2.3	2.1	2.0	1.8	1.7	1.6	1.5
	$N_1 =$	100	200	300	400	500	700	1,000	1,500	2,000	3,000	4,000	5,000	7,000	10,000	15,000	20,000
$N_2 =$	100	15.8															
	200	13.7	11.2														
	300	13.0	10.3	9.2													
	400	12.6	9.8	8.6	8.0												
	500	12.3	9.4	8.2	7.6	7.2							$p = 35\% \text{ or } 65\%$				
	700	12.0	9.0	7.8	7.1	6.7	6.1										
	1,000	11.8	8.7	7.5	6.7	6.2	5.6	5.1									
	1,500	11.6	8.5	7.2	6.4	5.9	5.3	4.7	4.3								
	2,000	11.5	8.4	7.0	6.2	5.7	5.1	4.5	4.0	3.7							
	3,000	11.4	8.2	6.9	6.1	5.5	4.8	4.3	3.7	3.4	3.1						
	4,000	11.4	8.2	6.8	6.0	5.4	4.7	4.1	3.6	3.3	3.0	2.8					
	5,000	11.3	8.1	6.7	5.9	5.4	4.7	4.1	3.5	3.2	2.8	2.7	2.5				
	7,000	11.3	8.1	6.7	5.9	5.3	4.6	4.0	3.4	3.1	2.7	2.5	2.4	2.2			
	10,000	11.3	8.1	6.7	5.8	5.3	4.5	3.9	3.3	3.0	2.6	2.4	2.3	2.1	2.0		
	15,000	11.3	8.0	6.6	5.8	5.2	4.5	3.8	3.3	2.9	2.5	2.3	2.2	2.0	1.9	1.8	
	20,000	11.3	8.0	6.6	5.8	5.2	4.5	3.8	3.2	2.9	2.5	2.3	2.1	2.0	1.8	1.7	1.6

Appendix B

Procedures Used to Derive Design Effects and Sampling Errors*

Appendix A provided a very brief and relatively nontechnical explanation of sampling error estimates, accompanied by two tables of confidence intervals that can be used to ascertain the accuracy of most percentages reported in this volume. The present appendix is intended to provide some background concerning the strategy and rationale involved in computing these confidence intervals. It also offers guidance for those wishing to make sampling computations beyond those contained in Appendix A.

This appendix, like the first, is intended to be readable and usable by the nonstatistician. For that reason, we take the time to outline (albeit briefly) a number of relatively elementary factors involved in estimating confidence intervals.

Factors Influencing the Size of Confidence Intervals

The most straightforward types of samples, from a statistical standpoint at least, are simple random samples. In such samples the confidence limits for a proportion are influenced by the size of the sample or subgroups being considered and also by the size of the proportion. For example, the 95 percent confidence interval for a proportion p based on a simple random sample of N cases is approximated by: $p \pm 1.96 \sqrt{p(1-p)/N}$. In a complex probability sample such as the present one, there are a number of other factors that influence the size of confidence limits. This section lists all of the factors that have been taken into account in calculating confidence intervals for use with the data in this volume, beginning with the most simple factors and then proceeding to the more complex.

Number of Cases (N). Other things being equal, the larger a sample (or subgroup within a sample), the smaller or more precise will be the confidence interval for a percentage based on that sample. One of the factors determining the size of the confidence interval is $1/\sqrt{N}$. Thus, for example, if all other things were equal, a sample of 400 would have confidence intervals half as large (or twice as precise) as a sample of 100, because $1/\sqrt{400}$ is half as large as $1/\sqrt{100}$.

Size of Percentage. Other things being equal, percentage values around 50 percent have larger confidence intervals than higher or lower percentage values. This is because another of the factors determining the size of the confidence intervals is $\sqrt{p(1-p)}$, where p is a proportion ranging from 0 to 1.0 (or, to put it in percentage terms, the factor is $\sqrt{x\%(100-x\%)}$). Thus, for example, a proportion of either 0.1 or 0.9 (a percentage of either 10 percent or 90 percent) will have a confidence interval only three-fifths as large as the confidence interval around a proportion of 0.5 (or 50 percent), because $\sqrt{0.1(1-0.1)}$ is three-fifths as large as $\sqrt{0.5(1-0.5)}$.

Design Effects in Complex Samples. Under conditions of simple random sampling, a confidence interval can be determined solely on the basis of the number of cases and the percentage value involved. More complex samples such as the one used in the present study make use of stratification and clustering and often differential weighting of respondent scores, and these all influence sampling error. While stratification tends to heighten the precision of a sample, the effects of clustering and weighting reduce precision

*Appendixes A and B, which discuss estimates of sampling errors and design effects, were written when there were five questionnaire forms used in each annual survey; a sixth form was added beginning in 1989. Because we believe that there would be very little change in estimates of sampling errors, or in design effects, we have not revised these appendixes to reflect the added form.

(compared with a simple random sample of the same size). Therefore, it is not appropriate to apply the standard, simple random sampling formulas to such complex samples in order to obtain estimates of sampling errors, because they would almost always underestimate the actual sampling errors.

Methods exist for correcting for this underestimation, however. Kish (1965, p. 258) defines a correction term called the design effect (DEFF), where:

$$\text{DEFF} = \frac{\text{actual sampling variance}}{\text{expected sampling variance from a simple random sample with same number of elements}}$$

Thus, if the actual sampling variance in a complex sample is four times as large as the expected sampling variance from a simple random sample with the same number of cases, the DEFF is 4. Since confidence intervals are proportionate to the square root of variance, the confidence intervals for such a sample would be twice as large (because the square root of 4 is 2) as the confidence interval for a simple random sample with the same number of cases. A fairly simple and straightforward way of applying the concept of design effect may be to note that an increase in design effect has the same impact on precision as a reduction in the number of cases in a simple random sample. For example, a sample of 16,000 cases with a design effect of 4 would have the same degree of precision (the same size confidence intervals around various percentages) as a simple random sample of 4,000.

In principle, every different statistic resulting from a complex sample can have its own design effect, and different statistics in the same sample may have quite different design effects. However, it is not feasible to compute every design effect, nor would it be feasible to report every one. Thus, in practice, design effects are averaged across a number of statistics and these average values are used to determine the design effects for other statistics based on the sample. Sometimes a single design effect is applied to all statistics of a given type (e.g., percentages) for a given sample. In the present study, however, a rather extensive exploration of design effects revealed a number of systematic differences. These systematic differences have to do with the particular measures being examined, the subgroups involved, and the question of whether a trend over time is being

considered. The most consistent difference involves the number of cases in the group or subgroup for which the design effect is computed.

The Relationship between Subgroup Size and Design Effects. Kish, Groves, and Krotki (1976) have observed that design effects tend to be smaller for subgroups than for total samples; moreover, the smaller the subgroup, the smaller the design effect is likely to be. The explanation for this widespread phenomenon is that the average number of cases in each sampling cluster is an important factor in determining the size of the design effect; and as subgroup size decreases, so does this average number of cases per cluster. This point is illustrated by several subgroups treated in the present volume—males, females, those planning four years of college, and those not planning four years of college. All (or virtually all) of the schools in the sample have both male and female students, as well as some students who plan four years of college and others who do not. Thus, each of these four subgroups is spread more or less evenly across the full number of clusters (schools). Since each of these subgroups includes roughly half of the total sample, the average number of cases per cluster is about half as large as for the total sample, and this leads to a smaller design effect than is found for the total sample. Other subgroups involving different patterns of drug use are also distributed more or less evenly across all clusters and thus are subject to the same phenomenon of smaller design effects because of the smaller number of cases per cluster.

One very important exception to the pattern of smaller design effects for subgroups involves the four geographic region subgroups presented in this volume. These subgroups do not cut across all clusters; instead, regions have been described as "segregated" subgroups, in contrast to the "cross-class" subgroups discussed above. For such segregated subgroups, the average number of cases per cluster is about the same as is found in the total sample, and thus the design effects are not lower than those for the total sample (Kish et al., 1976). Another subgroup that is in some respects similar to regional subgroups is the category of blacks. Black respondents are not found equally across high schools throughout the United States. There are, of course, regional differences in proportions of blacks, and these contribute substantially to this lack of equal distribution. In addition, there are patterns of segregation in housing that continue to be reflected in the unequal distribution of blacks in

high schools. The net effect of these several factors is that the black subgroup in our sample is “partially segregated” in a sampling sense as well as in the more usual usage of that word. For that reason, the design effects for blacks are somewhat larger than for other subgroups of approximately similar size.

Because the subgroups consisting of blacks and the four regional groups all have larger design effects than do other subgroups of the same size, it is necessary to adjust the confidence intervals for these subgroups as indicated in Appendix A. (At a later point in the present appendix we will say more about these adjustment factors.)

One other kind of “subgroup” must be noted in this discussion of the relationship between subgroup size and design effects. One-fifth of the total sample filled out each of the five separate questionnaire forms, and thus the respondents to each of these forms may be viewed as a “cross-class” subgroup of the total sample. The average cluster size for a single form is exactly 20 percent of the average cluster size for the total sample. That means, of course, that the single-form samples (which are the basis for the large majority of the data presented in this volume) are distinctly more “efficient” than the sample based on all five forms. Accordingly, single-form data have much smaller design effects (as displayed later in this appendix).

Design Effects for Comparisons between Subgroups. We noted above that a number of subgroups treated in this volume can be described as “cross-class” subgroups, meaning that members of the subgroup are distributed more or less evenly across sampling clusters. For these kinds of subgroups, it turns out that *comparisons* are relatively efficient, from a sampling standpoint. The technical explanation for this phenomenon is that there is a higher degree of covariance between such subgroup pairs than would be the case in a comparison of independent subgroups. Now let us offer a fairly nontechnical illustration to indicate why this is so. Suppose that a researcher interested in the use of marijuana during the senior year of high school obtained data from five high schools concerning female seniors’ marijuana use and data from five other high schools concerning male seniors’ marijuana use. Suppose that the percentage values for marijuana use during senior year were as follows:

Female seniors (five schools):

60%, 20%, 65%, 30%, 50%

Male seniors (five other schools):

40%, 80%, 25%, 70%, 60%

Even though there is a difference of 10 percentage points between males and females (if the five schools in each case are averaged), there is still so much variability among schools that one would not conclude with very much confidence that females in general are less likely than males to use marijuana during the senior year of high school. Suppose, on the other hand, that the researcher had obtained data from a total of only five schools and had obtained data concerning both male and female seniors in each school as follows:

	Females	Males
School A	60%	70%
School B	20%	25%
School C	65%	80%
School D	30%	40%
School E	50%	60%

The same group of percentages, this time based on five pairings of males and females rather than independent observations, are much more strongly suggestive of systematic differences between the sexes.

A process analogous to that illustrated above is involved when “cross-class” subgroups are compared, and the increased accuracy or sampling efficiency is reflected in relatively small sampling errors and design effects.

Design Effects for Trends. Thus far this discussion of factors influencing design effects and confidence intervals has focused only on groups and subgroups within a single year. But one of the central purposes of the Monitoring the Future project is to monitor trends over time; indeed, the study procedures have been standardized across years insofar as possible in order to provide the opportunity for sensitive measurement of change. One of the factors designed to produce an added degree of consistency from one year to the next is the use of each school for two data collections, which means that for any two successive years half of the sample of schools is the same. This, plus the fact that the other half of the school sample in a given year is from the same primary sampling units as the half sample it replaced, means that there is a good deal of consistency in the sampling and clustering of the sample from one year to the next. As a result, when cross-year comparisons are made (say, between 1976 and 1977), the design effects are appreciably smaller (i.e., the efficiency is greater) than if completely independent samples of schools

had been drawn each year. In other words, the 1976 and 1977 samples are not independent; on the contrary, there is a considerable degree of covariance between them. A similar level of covariance occurs between any pair of adjacent-year samples (e.g., 1977 and 1978), because about half of the schools in both samples were the same. This covariance, or partial "matching," reduces the design effect for differences observed between adjacent years, compared to what they would have been with totally independent samples.

It follows from the discussion above that a trend over an interval greater than one year (e.g., a comparison between 1976 and 1978, which involves totally nonoverlapping school samples) is likely to have a design effect that is larger than that for a comparison between adjacent-year samples.

Variables with Unusually Large Design Effects. Kish et al. (1976) stress the importance of computing sampling errors for many kinds of variables, and they point out that they have found "very wide ranges in values of sampling errors (standard errors and design effects) between diverse variables within the same survey" (p. 21). Our own experience has been that, among most variables, the variation in sampling errors and design effects seems more random than consistent, and thus we are reasonably comfortable with the use of averaging procedures (described below) in order to derive a set of general purpose tables. There are some important exceptions to the above generalization, however. Variables that are likely to be grouped according to geographical area (region and/or urbanicity), as well as variables that may differ systematically from one school to another, show much higher than usual amounts of homogeneity within sample clusters. It follows necessarily that such variables also have much higher than usual design effects. The variables in the Monitoring the Future study that seem most likely to show such high design effects tend to be grouped into the questionnaire segment dealing with background factors and educational aspirations (Section C of all questionnaire forms). These variables were excluded from the process of computing overall design effects and the confidence intervals provided in Tables A-1 and A-2. Appendix A provides a further discussion of some of these variables and offers some suggestions for adjusting the confidence interval tables to deal with them.

Procedures Used in Deriving Design Effects and Tables of Confidence Intervals

Having taken some pains to review the several factors that can influence design effects and confidence intervals, it is now a fairly simple matter for us to summarize the steps followed to compute the tables of confidence intervals shown in Appendix A. We were heavily influenced in this effort by the work of Kish and his colleagues (Kish, 1965; Kish et al., 1976) in two ways. First, we followed their recommendation that sampling errors be computed and averaged across a goodly number of variables and subgroups. Second, we paid particular attention to their observation that design effects tend to be smaller for subgroups than for total samples (a point discussed earlier in this appendix).

Confidence Intervals for Single Percentages. Our procedure was to compute sampling errors and design effects for most of the variables that are common to all five forms (those in the C sections of all questionnaires and those in the B sections of Forms 2 through 5) and for every twentieth variable in the A, D, and E sections. (Form 1 was omitted because most of this form comprises drug-related items, and such items involve high proportions of missing data because respondents are instructed to skip over many questions that are not applicable to them.) Design effects were computed for each of the subgroups reported in this volume, as well as for the total sample. Design effects for each subgroup and for the total were averaged across variables for the C section material (all five forms), the B section material (drug use measures, all four forms), and the sampling of variables from the A, D, and E sections (single-form data). As noted earlier, the variables that showed unusually high levels of homogeneity within sample clusters were excluded from the C section variables when they were averaged. The 1977 data were used for this analysis. Later replication using 1976 data provided nearly identical values.

The averaging process consisted of taking a mean of the *square roots* of the design effects. Kish and his colleagues (1976) refer to the design effect as DEFF and to the square root of the design effect as DEFT; thus $\sqrt{\text{DEFF}} = \text{DEFT}$. We will find it useful to use this terminology in what follows. The rationale for computing means of DEFT rather than DEFF is that the former value is directly proportionate to the size of confidence intervals. A further reason for

doing so is that the values of DEFT approximate a normal distribution much more closely than do the values of DEFF, which are skewed upwards. (A comparison of mean DEFTs and median DEFTs showed them to be quite similar, something that certainly is not true of mean and median DEFFs.)

Bearing in mind that design effects tend to be smaller for subgroups than for total samples and bearing in mind also that confidence intervals are directly proportionate to DEFT and to \sqrt{N} , we plotted the mean DEFT values for the total sample and for all subgroups, in each case relating DEFT to \sqrt{N} . The results are shown in Figure B-1. Note that distinctions are made between "cross-class" and "segregated" subgroups and between mean DEFTs based on five forms and those based on single forms. (The \sqrt{N} values for the latter are, of course, much smaller.)*

Setting aside the "segregated" subgroups (regions and blacks) for the moment, it is clear that the rest of the mean DEFTs in Figure B-1 show a very clear and consistent pattern: the higher the value of \sqrt{N} , the higher the mean DEFT. It turns out that these mean DEFT values are very closely approximated by the function $\text{DEFT} = \sqrt{1.3 + 0.00015N}$, as shown by the solid line in the figure. (The function can also be stated as $\text{DEFF} = 1.3 + 0.00015N$.) The particular parameters in that function were derived empirically, but the basic function (i.e., $\text{DEFT} = \sqrt{a + bN}$) was adapted directly from the work of Kish et al. (1976).

Given the above function that fitted the mean DEFT values for the total sample and the "cross-class" subgroups, we returned to the problem of assigning DEFT values for the "segregated" subgroups. The simplest solution was to select two adjustment factors that could be multiplied by the confidence interval values in Table A-1. These adjustment factors are shown by the dashed lines in Figure B-1; they correspond to multiplying the "standard" DEFT (solid line) by a factor of 1.1 for single-form data and by a factor of 1.33 for five-form data. These adjustments, which were selected on empirical grounds, yield design effects for the "segregated" subgroups that are approximately equal to the design effects for the total sample (treating single-form and five-form data separately, of course). This is reassuring, since Kish et al. (1976) have reported that "segregated" subgroups can in general be expected to show design effects approximately equal to the design effects for the

total sample.

After the data in Figure B-1 were plotted and the form of the main function (indicated by the solid line) was determined, DEFT values for drug use measures (material in Section B of all forms) were checked. It was found that the DEFTs for only two drug categories, alcohol and marijuana, exceeded the values indicated by the function; accordingly, adjustment factors were developed for these two drugs (1.6 and 1.35, respectively).

Confidence Intervals for Differences between Two Percentages. Our procedure here was directly parallel to that followed in determining confidence intervals for single percentages. DEFT values for the differences between 1976 and 1977 percentages were computed using virtually the same set of items as used earlier. Also computed were mean DEFT values for comparisons in the same year between subgroups such as males and females, those who did and did not plan to complete four years of college, blacks and whites, pairings of regions, and pairings of drug use groups. It was found that, for any given level of N , the mean DEFT values for subgroup comparisons were quite similar to the mean DEFT values for one-year trends; accordingly, all of these mean DEFTs were included in Figure B-2, which plots mean DEFTs for differences between percentages. In this figure, as in Figure B-1, the strong relationship was evident between mean DEFTs and the numbers of cases in the two groups being compared. This relationship can be very closely approximated by the function $\text{DEFT} = \sqrt{1.3 + 0.000075N}$ (which can also be stated as $\text{DEFF} = 1.3 + 0.000075N$), where $N = 2N_1N_2/N_1 + N_2$.

It was expected on grounds of sampling theory that, as we found earlier, the function that fit most differences between percentages would not fit differences involving regions and differences involving blacks. In fact, the data indicated that some adjustment is necessary for black-white comparisons using data from all five forms and, also, for comparisons as well as trends involving any region. We have not tried to show those adjustments in Figure B-2, but the several values involved are shown in the guidelines to Table A-2.

It was also expected on the grounds of sampling theory that trends across an interval of two or more years would show somewhat higher values of DEFT than one-year trends. It turned out that this was true only for data from all five forms; data based on one form only did not show significantly

*The five-form data consisted of C section material, excluding those variables related to region, urbanicity, and/or socioeconomic level.

Figure B-1
Design Effects for Single Percentages

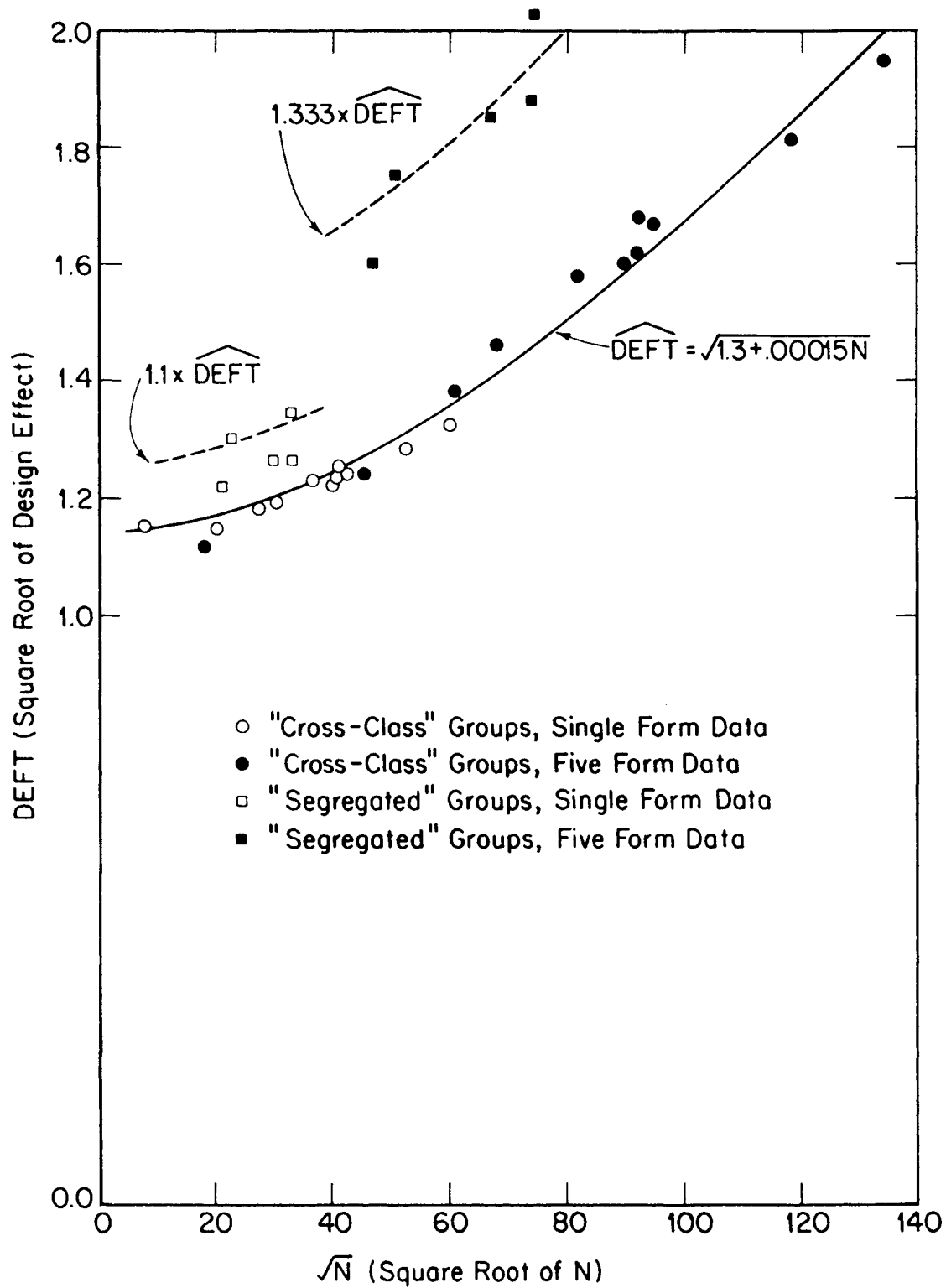
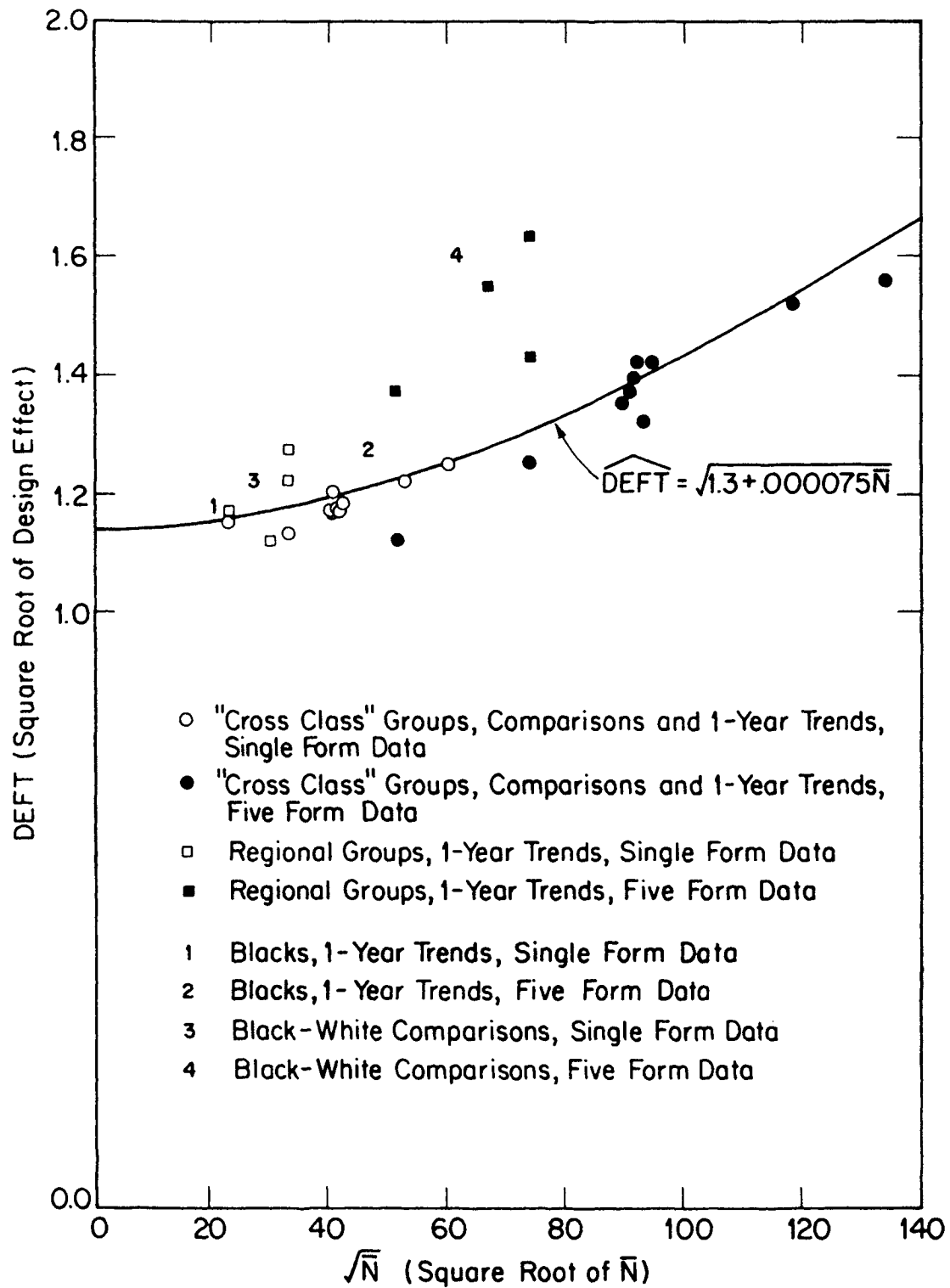


Figure B-2
Design Effects for Differences between Percentages



higher values. The adjustment factors for trends involving five forms over two or more years are shown in Table A-2.

Use of Weighted Numbers of Cases in Entering Confidence Interval Tables. We should mention in passing that the recommendations for using the tables in Appendix A indicated that *weighted N* values should be used. The computer program that generated our design effect statistics makes use of weights in calculating percentages and actual sampling variances. But in computing the DEFF ratio, defined as the actual sampling variance divided by the expected sampling variance from a simple random sample with the same number of elements, the program makes use of the *unweighted* numbers of cases to determine "the same number of elements." Since the mean weights used in the 1975, 1976, and 1977 data tables are slightly lower than 1.0, this means that when entering the tables in Appendix A with weighted data from those years, one is being very slightly "conservative" (slightly reduced risk of a Type 1 error; slightly increased risk of a Type 2 error). It is important to realize that if one took the trouble to make corrections for this "conservatism," the correction would rarely be as great as multiplying the Table A-1 and Table A-2 entries by a factor of about 0.95; and, in the large majority of cases, the correction would involve multiplying by a factor of about 0.98. We find such discrepancies to be trivially small, particularly when compared with what Kish et al. (1976, p. 12) describe as the "heroic simplifications" required in some of the steps leading to general purpose tables of design effects and confidence intervals.

Before the 1978 data tables were produced, we had come to realize the advantages in having weighted values that averaged 1.0; accordingly, beginning with the 1978 data, the weighted *N* values in the tables do approximate the actual numbers of cases quite closely. But it was impractical to redo the 1975 through 1977 data tables to incorporate this refinement. Another alternative would have been to employ slightly different versions of Tables A-1 and A-2, containing slightly different confidence intervals for each of those three years; however, we felt that such an approach could introduce confusion when cross-year comparisons were made. Thus, we opted for the solution that seems to us to be most simple and manageable, even though it involves the slight degree of "conservatism" noted above. For readers

who find this solution undesirable, we have included Table B-1, which presents weighted and unweighted *N*s for the various subgroups for each year. Table B-1 contains *N*s for all five forms (except for 1975, which shows *N*s for Forms 2 through 5). Thus, readers who wish to avoid the slight "conservatism" (and also to be more precise for subgroups in 1978 and later whose average weight is not exactly 1.0) may determine the unweighted *N*s. Some correction for missing data should be made in this case; this can be accomplished by calculating the percentage of missing data (using the weighted *N*s from the data table and the weighted *N* from Table B-1) and adjusting the unweighted *N* accordingly. These adjusted unweighted *N*s can then be used in Appendix A.

Further Applications of These Design Effects and Sampling Errors

One of the reasons for providing the above review of the factors influencing design effects and confidence intervals, and the procedures used in computing our confidence interval tables, is to provide sufficient background and data to permit the interested reader to go beyond the material provided in Appendix A. In this section we consider two specific extensions, the calculation of levels of "statistical significance" higher than 95 percent and the computation of means and their confidence intervals.

Calculating Confidence Intervals for Higher Levels of Statistical Significance. The entries contained in Tables A-1 and A-2 provide the 95 percent confidence level (also referred to as the .05 level of significance). These entries were computed by multiplying the standard error (square root of sample variance) by a factor of 1.96. The 99 percent confidence interval (.01 level of significance) uses a factor of 2.58 standard errors, and the 99.9 percent confidence interval (.001 level of significance) uses a factor of 3.29 standard errors. To convert the entries in Tables A-1 and A-2 to these higher levels, it is necessary only to multiply the entries by the appropriate constant shown below (keeping in mind that any other adjustments required in the tables must also be applied):

Confidence Interval	Significance Level	Multiply Entries by the Following
99.0%	.01	2.58/1.96 = 1.32
99.9%	.001	3.29/1.96 = 1.68

Table B-1
Sample Sizes (Unweighted and Weighted) in Subgroups by Year

	Number of Cases											
	Class of 1975*		Class of 1976		Class of 1977		Class of 1978		Class of 1979		Class of 1980	
	Unwtd.	Wtd.	Unwtd.	Wtd.	Unwtd.	Wtd.	Unwtd.	Wtd.	Unwtd.	Wtd.	Unwtd.	Wtd.
Total Sample	12,627	12,108	16,678	15,138	18,436	15,830	18,924	18,916	16,662	16,662	16,524	16,524
Sex:												
Male	5,799	5,571	7,999	7,241	8,449	7,358	8,603	8,779	7,889	7,778	7,935	7,744
Female	6,371	6,100	7,924	7,257	9,188	7,850	9,416	9,266	8,139	8,232	7,874	8,078
Race:												
White	**	**	12,933	11,796	13,818	12,240	14,663	14,847	13,432	13,299	12,894	12,846
Black	**	**	1,806	1,716	2,500	1,938	2,205	2,096	1,617	1,742	1,939	2,098
Region:												
Northeast	3,014	2,695	4,034	3,570	4,760	3,959	4,841	4,607	3,926	4,016	4,281	3,877
Midwest	3,951	3,832	5,098	4,687	5,697	4,758	5,576	5,411	5,385	4,874	4,340	4,873
South	3,366	3,857	4,177	4,597	4,908	4,820	5,566	6,292	4,713	5,055	4,667	5,049
West	2,296	1,724	3,369	2,284	3,071	2,294	2,941	2,605	2,638	2,717	3,236	2,726
College Plans:												
Complete 4 years	**	**	7,963	6,994	8,933	7,407	9,264	8,844	8,571	8,203	9,191	8,658
None or under 4 years	**	**	7,179	6,877	7,764	7,048	7,857	8,413	6,715	7,063	5,995	6,578
Illicit Drug Use:												
None	4,329	4,400	6,532	6,091	6,672	5,878	6,400	6,595	5,426	5,654	5,322	5,591
Marijuana only	2,044	1,894	3,950	3,457	4,955	4,050	5,354	5,214	4,756	4,610	4,480	4,357
Few pills	1,163	1,113	1,942	1,736	2,173	1,813	2,329	2,304	2,171	2,168	2,150	2,104
More pills	2,157	1,989	3,427	2,987	3,857	3,266	3,906	3,885	3,622	3,543	3,873	3,760
Any heroin	231	216	319	268	321	280	289	302	193	186	186	180
									183	189	212	210
											16,947	16,947
											18,348	18,348
											8,979	8,828
											8,610	8,788
											13,753	13,887
											2,203	2,080
											12,697	12,806
											2,191	2,067
											4,719	4,741
											5,223	5,383
											5,191	5,551
											3,215	2,672
											9,851	9,360
											6,971	7,507
											6,157	6,328
											4,127	4,040
											2,449	2,439
											4,896	4,839
											183	189
											212	210
											210	206

NOTE: The sample sizes for questions on a single form are approximately one-fifth of the Ns given above for 1975-88 and one-sixth of the Ns given above for 1989 and later.

*The number of cases shown for 1975 is based on Forms 2 through 5 only, because the data from Form 1 are intentionally not included in tabulations based on drug and demographic items that appeared in all forms.

**Missing data problems were severe for race and college plans in 1975; accordingly, these data have been excluded from all tables in the 1975 report.

Table B-1 (cont.)
Sample Sizes (Unweighted and Weighted) in Subgroups by Year

		Number of Cases																	
		Class of 1993		Class of 1994		Class of 1995		Class of 1996		Class of 1997		Class of 1998		Class of 1999		Class of 2000		Class of 2001	
		Unwtd.	Wtd.	Unwtd.	Wtd.	Unwtd.	Wtd.	Unwtd.	Wtd.	Unwtd.	Wtd.	Unwtd.	Wtd.	Unwtd.	Wtd.	Unwtd.	Wtd.	Unwtd.	Wtd.
Total Sample		16,763	16,763	15,929	15,929	15,876	15,876	14,823	14,823	15,963	15,963	15,780	15,780	14,056	14,056	13,286	13,286	13,304	13,304
Sex:																			
Male	7,484	7,708	7,015	7,095	7,211	7,293	6,687	6,806	7,215	7,269	7,105	7,286	6,410	6,485	5,901	5,991	5,911	5,962	
Female	8,459	8,310	8,104	8,075	7,935	7,891	7,334	7,261	7,781	7,793	7,798	7,618	6,901	6,804	6,477	6,492	6,499	6,543	
Race:																			
White	10,985	11,274	10,473	10,786	10,744	11,012	9,133	9,890	9,434	10,210	9,781	10,280	9,180	9,499	8,123	8,447	7,780	8,187	
Black	2,249	2,045	1,789	1,761	1,771	1,693	2,221	1,719	2,420	2,001	1,947	1,885	1,793	1,692	2,027	1,707	1,815	1,567	
Region:																			
Northeast	3,278	2,848	3,073	2,807	3,358	2,881	4,032	3,122	3,940	3,405	3,358	2,952	3,012	2,572	3,052	2,616	3,314	2,591	
Midwest	4,667	4,717	4,002	4,124	3,476	4,380	3,132	3,878	3,639	4,249	3,535	3,948	3,352	3,668	3,359	3,252	2,751	3,753	
South	4,937	5,902	5,166	5,861	6,069	5,593	5,146	5,345	5,704	5,469	5,682	5,928	5,108	5,108	4,665	4,687	4,540	4,300	
West	3,881	3,296	3,688	3,138	2,973	3,022	2,513	2,479	2,680	2,839	3,205	2,952	2,584	2,708	2,210	2,732	2,699	2,659	
College Plans:																			
Complete 4 years	11,832	11,731	11,460	11,226	11,605	11,396	10,740	10,954	11,347	11,226	11,499	11,260	10,550	10,344	9,753	9,471	9,775	9,678	
None or under 4 years	3,491	3,780	3,221	3,542	3,043	3,351	2,825	2,746	3,094	3,342	2,891	3,157	2,570	2,848	2,212	2,654	2,319	2,563	
Illicit Drug Use:																			
None	9,272	9,373	8,260	8,395	7,890	7,996	6,996	7,101	7,121	7,054	7,008	7,024	6,196	6,206	5,965	5,917	5,988	5,941	
Marijuana only	2,834	2,720	3,001	2,863	3,329	3,255	3,402	3,254	3,868	3,835	3,865	3,818	3,555	3,483	3,284	3,210	3,204	3,195	
Few pills	1,776	1,829	1,734	1,762	1,731	1,756	1,564	1,654	1,711	1,708	1,693	1,710	1,461	1,467	1,277	1,348	1,369	1,420	
More pills	2,252	2,281	2,248	2,259	2,273	2,247	2,142	2,149	2,420	2,532	2,419	2,443	2,189	2,252	1,964	2,056	2,073	2,121	
Any heroin	185	187	188	185	259	250	264	263	315	320	299	301	282	283	287	316	224	236	

NOTE: The sample sizes for questions on a single form are approximately one-fifth of the Ns given above for 1975-88 and one-sixth of the Ns given above for 1989 and later.

Computing Means and Their Confidence Intervals. Many of the questionnaire items included in this volume have ordinal response scales (e.g., agree, mostly agree, neither, mostly disagree, disagree), and it is often the case that a survey analyst will be willing to treat such scales as if they involved equal intervals. In such cases, means and standard deviations are more "efficient" in their use of information than are dichotomies that yield a single percentage or a pair of percentages (e.g., those who respond "agree" or "mostly agree" vs. all others). It is a relatively straightforward matter to compute means and standard deviations for the total sample or any of the subgroups treated in this volume. The problem, then, is to be able to specify confidence intervals for the means or for the differences between pairs of means. In the case of simple random samples, one needs only the means, standard deviations (or variances), and numbers of cases in order to compute confidence intervals. But in complex samples such as the present one, it is also necessary to take account of design effects. If an estimate of design effect is available, one of the simplest procedures to follow is to divide the actual numbers of cases by the design effect (thereby "depreciating" the actual number to its equivalent value in simple random sample terms) and then employ the standard statistical procedures that have been developed for application to simple random samples. Thus, for example, if the design effect (DEFF) for a sample of 18,000 were 4, then one could divide the 18,000 by 4 and the result, 4,500, could be entered as the value of "*N*" in statistical tables and formulas designed for use with simple random samples. To take another example, if one were comparing means based on two subgroups, each involving about 9,000 cases, and if the DEFF (for both subgroups) was 2, then one could compute the significance of the difference between the two means as if the *N* for each group were 4,500 (i.e., 9,000 divided by 2).

In short, the strategy involves dividing the actual number of cases by the appropriate DEFF in order to get a "simple random sampling equivalent *N*" or, more simply, an "effective *N*" for use in statistical procedures designed for random samples.

Design Effects for Use in Computing "Effective *N*s." In order to employ the strategy outlined

above, one must have estimates of design effects that are judged to be appropriate for one's purposes. In the case of means based on the percentages reported in this volume, we are confident (based on personal communications with Kish) that it is appropriate to use the same DEFF values as were used in developing Tables A-1 and A-2. For other, more complex statistics, we cannot make the same assertion, although it is generally the case that design effects for such statistics are not larger than those for means and percentages (Frankel, 1971; Kish and Frankel, 1970).

In Table B-2 we provide guidelines for computing DEFF values for single percentages (or means) and for differences between two percentages (or means). For reasons discussed elsewhere in this appendix, we must provide for different (and somewhat higher) DEFFs for "segregated" subgroups (regional subgroups and sometimes also blacks) and for trends over two or more years (in contrast to one-year trends). And in all instances, of course, the DEFF values are very much influenced by the average size of sampling clusters, which is always dependent on the number of cases (*N*). Accordingly, all of the design effect formulas in Table B-2 require computations that take account of *N*. (It should also be noted that the formulas in Table B-2 correspond exactly to the values of design effects and adjustment factors used in Tables A-1 and A-2 in Appendix A.)

A Concluding Note. In their very useful paper dealing with sampling errors for fertility surveys, Kish et al. (1976) commented that some of the methods they used "emerged after several false starts." They went on to say that the volume and diversity of the data they were dealing with "presented new challenges and opportunities." And they added, "Our methods are subject to further developments and modifications, and we invite participation and suggestions" (p. 10). Our own attempts to apply the methods of Kish and his colleagues to the data reported in this volume have been challenged by the diversity of the data, have involved several false starts, and, we hope, are subject to further developments and modifications. We invite readers to offer their suggestions, and we also encourage readers to inquire about further work that we and/or others may carry out during the coming months and years.

Table B-2
Guidelines for Computing Design Effects (DEFFs) for
Percentages and Means Derived from Monitoring the Future Samples

Definitions	
DEFF (design effect) = $\frac{\text{estimated sampling variance}}{\text{expected sampling variance from simple random sample with same number of elements}}$	
N = number of respondents on whom a single percentage or mean is based	
$\bar{N} = 2N_1N_2/(N_1 + N_2)$, for use in comparisons of two percentages or means, based on two groups of sizes N_1 and N_2	
Design Effect Formulas	
1. For single percentages or means involving . . .	
a. Regional subgroups or blacks	
DEFF for single-form data	$(1.3 + 0.00015N)(1.21)$
DEFF for five-form data	$(1.3 + 0.00015N)(1.78)$
b. All other subgroups or total sample	
DEFF for single-form or five-form data	$1.3 + 0.00015N$
2. For comparisons between . . .	
a. Any two regions	
DEFF for single-form data	$(1.3 + 0.000075 \bar{N})(1.32)$
DEFF for five-form data	$(1.3 + 0.000075 \bar{N})(2.25)$
b. Blacks and whites	
DEFF for single-form data	$1.3 + 0.000075 \bar{N}$
DEFF for five-form data	$(1.3 + 0.000075 \bar{N})(1.56)$
c. Genders, college plans groups, or any two "drug use" subgroups	
DEFF for single-form or five-form data	$1.3 + 0.000075 \bar{N}$
3. For one-year trends involving . . .	
a. Any region	
DEFF for single-form data	$1.3 + 0.000075 \bar{N}$
DEFF for five-form data	$(1.3 + 0.000075 \bar{N})(1.56)$
b. All other subgroups or total sample	
DEFF for single-form or five-form data	$1.3 + 0.000075 \bar{N}$
4. For trends over two or more years involving . . .	
a. Any region	
DEFF for single-form data	$1.3 + 0.000075 \bar{N}$
DEFF for five-form data	$(1.3 + 0.000075 \bar{N})(1.82)$
b. All other subgroups or total sample	
DEFF for single-form data	$1.3 + 0.000075 \bar{N}$
DEFF for five-form data	$(1.3 + 0.000075 \bar{N})(1.32)$

Appendix C

Questionnaire Covers, Instructions, and Sample Page



This questionnaire is part of a nationwide study of high school seniors, conducted each year by the University of Michigan's Institute for Social Research. The questions ask your opinions about a number of things — the way things are now and the way you think they ought to be in the future. In a sense, many of your answers on this questionnaire will count as "votes" on a wide range of important issues.

If this study is to be helpful, it is important that you answer each question as thoughtfully and frankly as possible. All your answers will be kept strictly confidential, and will never be seen by anyone who knows you.

This study is completely voluntary. If there is any question that you or your parents would find objectionable for any reason, just leave it blank.

In a few months, we would like to mail each of you a summary of the nationwide results from this study. Also, in about a year we would like to mail another questionnaire to some of you, asking about how your plans have worked out and what's happening in your lives.

In order to include you in these mailings, we ask for your name and address on a special form at the end of this questionnaire. This form is to be torn out and handed in separately. Once the address form and the questionnaire have been separated, there is no way they can be matched again, except by using a special computer tape at the University of Michigan. The only purpose for that tape is to match a follow-up questionnaire with this one.

Other seniors have said that these questionnaires are very interesting and that they enjoy filling them out. We hope you will too. Be sure to read the instructions on the other side of this cover page before you begin to answer. Thank you very much for being an important part of this project.

INSTITUTE FOR SOCIAL RESEARCH
THE UNIVERSITY OF MICHIGAN
ANN ARBOR, MICHIGAN

INSTRUCTIONS

1. This is not a test, so there are no right or wrong answers; we would like you to work fairly quickly, so that you can finish.
 2. All of the questions should be answered by marking one of the answer spaces. If you don't always find an answer that fits exactly, use the one that comes closest. If any question does not apply to you, or you are not sure of what it means, just leave it blank.
 3. Your answers will be read automatically by a machine called an optical mark reader. Please follow these instructions carefully:
 - Use only the black lead pencil you have been given
 - Make heavy black marks inside the circles.
 - Erase cleanly any answer you wish to change.
 - Make no other markings or comments on the answer pages, since they interfere with the automatic reading. (If you want to add a comment about any question, please use the space provided below.)
- These kinds of markings will work: ● ● ●
- These kinds of markings will NOT work: ⊙ ☿ ○

(THIS SPACE FOR WRITTEN COMMENTS)

WHY YOUR NAME AND ADDRESS?

As we told you earlier, we'd like to send you a summary of the nationwide results of the present study, and in about a year we want to mail a shorter questionnaire to some of you. In order to include you in these follow-ups, we would like to have an address where information will be sure to reach you during the coming year.

HOW IS CONFIDENTIALITY PROTECTED?

- The information on this page will be used ONLY for mailing, and will always be kept separate from your answers. A special Grant of Confidentiality from the U.S. government protects all information gathered in the research project.
- The questionnaire and address pages will be collected separately, sealed immediately in separate envelopes, and sent to two different sites for processing.
- Once a questionnaire and address page have been separated, there is no way they can be matched, except by using a special computer tape at the University of Michigan. That tape contains the two DIFFERENT numbers that appear on the back of this questionnaire. These numbers will be used ONLY to match a follow-up questionnaire with this one.

Before filling out this address page, please separate it from the rest of the questionnaire by FOLDING ALONG THE PERFORATED LINE AND TEARING CAREFULLY.

Please PRINT your name and the address where you can most likely be reached during the coming year.

Mr. _____
Miss _____
Ms. FIRST NAME INITIAL LAST NAME
Mrs. _____

STREET _____

CITY _____

STATE _____

TELEPHONE NO. () - _____
AREA

In case we should have trouble getting mail to you, if you move, please PRINT the name and address of one other person (with a different address than your own) who will know where to reach you in the future. (Examples of such a person: aunt or uncle, older sister or brother, or close friend.)

Mr. _____
Miss _____
Ms. FIRST NAME INITIAL LAST NAME
Mrs. _____

STREET _____

CITY _____

STATE _____

TELEPHONE NO. () - _____
AREA

THANK YOU AGAIN FOR YOUR HELP

PART A

* BEFORE BEGINNING BE SURE YOU HAVE
READ THE INSTRUCTIONS ON THE COVER.

1. Taking all things together, how would you say things are these days—would you say you're very happy, pretty happy, or not too happy these days?

- ③ Very happy
② Pretty happy
① Not too happy

2. Some people think a lot about the social problems of the nation and the world, and about how they might be solved. Others spend little time thinking about these issues. How much do you think about such things?

- ① Never
② Seldom
③ Sometimes
④ Quite often
⑤ A great deal

3. Of all the problems facing the nation today, how often do you worry about each of the following? (Mark one circle for each line.)

- | | Never | Seldom | Sometimes | Often |
|--|-------|--------|-----------|-------|
| a. Chance of nuclear war | ① | ② | ③ | ④ |
| b. Population growth | ① | ② | ③ | ④ |
| c. Crime and violence | ① | ② | ③ | ④ |
| d. Pollution | ① | ② | ③ | ④ |
| e. Energy shortages | ① | ② | ③ | ④ |
| f. Race relations | ① | ② | ③ | ④ |
| g. Hunger and poverty | ① | ② | ③ | ④ |
| h. Using open land for housing or industry | ① | ② | ③ | ④ |
| i. Urban decay | ① | ② | ③ | ④ |
| j. Economic problems | ① | ② | ③ | ④ |
| k. Drug abuse | ① | ② | ③ | ④ |

4. How well do you think your experiences and training (at home, school, work, etc.) have prepared you to be a good...

- | | Poorly | Not So Well | Fairly Well | Well | Very Well |
|------------------------|--------|-------------|-------------|------|-----------|
| a. ...husband or wife? | ① | ② | ③ | ④ | ⑤ |
| b. ...parent? | ① | ② | ③ | ④ | ⑤ |
| c. ...worker on a job? | ① | ② | ③ | ④ | ⑤ |

5. Apart from the particular kind of work you want to do, how would you rate each of the following settings as a place to work? (Mark one circle for each line.)

- | | Not At All Acceptable | Somewhat Acceptable | Acceptable | Desirable |
|--|-----------------------|---------------------|------------|-----------|
| a. Working in a large corporation | ① | ② | ③ | ④ |
| b. Working in a small business | ① | ② | ③ | ④ |
| c. Working in a government agency | ① | ② | ③ | ④ |
| d. Working in the military service | ① | ② | ③ | ④ |
| e. Working in a school or university | ① | ② | ③ | ④ |
| f. Working in a police department or police agency | ① | ② | ③ | ④ |
| g. Working in a social service organization | ① | ② | ③ | ④ |
| h. Working with a small group of partners | ① | ② | ③ | ④ |
| i. Working on your own (self-employed) | ① | ② | ③ | ④ |

6. If you were to get enough money to live as comfortably as you'd like for the rest of your life, would you want to work?

- ① I would want to work
② I would not want to work

References

- Adelson, J. (1970, January 18). What generation gap? *New York Times Magazine*, pp. 1-11.
- Adelson, J. (1979, February). Adolescence and the generation gap. *Psychology Today*, pp. 33-37.
- Bachman, J. G., & Johnston, L. D. (1978). *The Monitoring the Future project design and procedures* (Occasional Paper No. 1). Ann Arbor: Institute for Social Research, The University of Michigan.
- Bachman, J. G., Johnston, L. D., O'Malley, P. M., & Schulenberg, J. E. (2006). *The Monitoring the Future project after 32 years: Design and procedures* (Occasional Paper No. 64). Ann Arbor: Institute for Social Research, The University of Michigan.
- Bachman, J. G., & O'Malley, P. M. (1981). When four months equal a year: Inconsistencies in students' reports of drug use. *Public Opinion Quarterly*, 45, 536-48.
- Bachman, J. G., & O'Malley, P. M. (1984). Yea-saying, nay-saying, and going to extremes: Are black-white differences in survey results due to response styles? *Public Opinion Quarterly*, 48, 409-27.
- Bachman, J. G., O'Malley, P. M., & Johnston, J. (1978). *Youth in transition: Vol. 6. Adolescence to adulthood – a study of change and stability in the lives of young men*. Ann Arbor: Institute for Social Research, The University of Michigan.
- Bachman, J. G., Wallace, J. M., Jr., O'Malley, P. M., Johnston, L. D., Kurth, C. L., & Neighbors, H. W. (1991). Racial/ethnic differences in smoking, drinking, and illicit drug use among American high school seniors, 1976-1989. *American Journal of Public Health*, 81, 372-77.
- Frankel, M. R. (1971). *Inference from survey samples: An empirical investigation*. Ann Arbor: Institute for Social Research, The University of Michigan.
- Hays, W. L. (1973). *Statistics for the social sciences* (2nd ed.). New York: Holt, Rinehart, & Winston.
- Johnston, L. D. (1973). *Drugs and American youth*. Ann Arbor: Institute for Social Research, The University of Michigan.
- Johnston, L. D., Bachman, J. G., & O'Malley, P. M. (1977). *Drug use among American high school students, 1975-1977*. Washington, D.C.: National Institute on Drug Abuse.
- Johnston, L. D., Bachman, J. G., & O'Malley, P. M. (1979). *Drugs and the class of 1978: Behaviors, attitudes, and recent national trends..* Washington, D.C.: National Institute on Drug Abuse.
- Johnston, L. D., Bachman, J. G., & O'Malley, P. M. (1982). *Student drug use in America, 1975-1981*. Washington, D.C.: National Institute on Drug Abuse.
- Johnston, L. D., O'Malley, P. M., & Bachman, J. G. (1984). *Drugs and American high school students, 1975-1983*. Washington, D.C.: National Institute on Drug Abuse.
- Johnston, L. D., O'Malley, P. M., Bachman, J. G., & Schulenberg, J. E. (2008). *Demographic subgroup trends for various licit and illicit drugs, 1975-2007* (Occasional Paper No. 69). Retrieved from the University of Michigan, Institute for Social Research Web site: <http://www.monitoringthefuture.org/pubs/occpapers/occ69.pdf>
- Johnston, L. D., O'Malley, P. M., Bachman, J. G., & Schulenberg, J. E. (2008). *National survey results on drug use from the Monitoring the Future study, 1975-2007: Vol. 1. Secondary school students*. Washington, D.C.: National Institute on Drug Abuse.
- Johnston, L. D., O'Malley, P. M., Schulenberg, J. E., & Bachman, J. G. (2006). *The aims and objectives of the Monitoring the Future study and progress toward fulfilling them as of 2006* (Occasional Paper No. 65). Ann Arbor: Institute for Social Research, The University of Michigan.
- Kish, L. (1965). *Survey sampling*. New York: John Wiley & Sons.
- Kish, L., & Frankel, M. R. (1970). Balanced repeated replication for standard errors. *Journal of the American Statistical Association*, 65, 1071-94.

- Kish, L., Groves, R. M., & Krotki, K. P. (1976). *Sampling errors for fertility surveys* (Occasional Papers Series No. 17). Voorburg, The Netherlands: International Statistical Institute.
- U.S. Bureau of the Census. (Various years). *Current population reports* (Series P-20, Educational Attainment in the United States). Washington, D.C.: U.S. Government Printing Office.
- Wallace, J. M., Jr., Bachman, J. G., O'Malley, P. M., Johnston, L. D., Schulenberg, J. E., & Cooper, S. M. (2002). Tobacco, alcohol, and illicit drug use: Racial and ethnic differences among U.S. high school seniors, 1976–2000. *Public Health Reports*, 117 (Supplement 1), S67–S75.
- Wallace, J. M., Jr., Bachman, J. G., O'Malley, P. M., Schulenberg, J. E., Cooper, S. M., & Johnston, L. D., (2003). Gender and racial/ethnic differences in smoking, drinking, and illicit drug use among American secondary school students, 1976–2000. *Addiction*, 98, 225–34.
- Wallace, J. M., Jr., Forman, T. A., Guthrie, B. J., Bachman, J. G., O'Malley, P. M., & Johnston, L. D., (1999). The epidemiology of tobacco, alcohol, and other drug use among African American youth. *Journal of Studies on Alcohol*, 60(6), 800–9.