



monitoring the future

**questionnaire responses from the
nation's high school seniors**

2010

Jerald G. Bachman, Lloyd D. Johnston, and
Patrick M. O'Malley

monitoring the future

**questionnaire responses from the
nation's high school seniors**

2010

Jerald G. Bachman, Lloyd D. Johnston, and
Patrick M. O'Malley

Survey Research Center • Institute for Social Research
The University of Michigan
Ann Arbor, Michigan

ISSN 0190-9185
ISBN 978-0-87944-000-8
Library of Congress Catalog Card Number 79-640937

Copyright 2011 by the University of Michigan,
All rights reserved

Published in 2011 by:
Institute for Social Research,
The University of Michigan, Ann Arbor, Michigan

6 5 4 3 2 1

Printed in the United States of America

Table of Contents

Preface	v
Purposes of This Series of Publications	v
A Guide for the Reader	vi
Availability of Archived Data	vii
Other Publications from the Study	vii
Acknowledgments	viii
Introduction	1
The Need for Social Indicators	2
Research Design and Procedures	2
Reasons for Focusing on High School Seniors	2
Sampling Procedures	3
School Recruiting Procedures	4
Advance Contact with Teachers and Students	4
Questionnaire Administrations	5
Procedures for Protecting Confidentiality	5
Content Areas and Questionnaire Design	5
Representativeness and Validity	10
School Participation	10
Student Participation	10
Validity of Self-Report Data	10
Accuracy of the Sample	11
Consistency and the Measurements of Trends	11
Caveats to the Users of the Data	11
Estimation of Sampling Errors	11
Subgroup Definitions	12
Missing Data Notes	12
Characterizing Heroin Users	12
Interpreting Racial Differences	13
A Note on the Questions about Amphetamine Use	15
A Note on the Questions about Alcohol Use	16
A Note on the Questions about the Use of Hallucinogens Other Than LSD and Tranquilizers	16
A Note on the Questions about the Use of Narcotics Other Than Heroin	16
Descriptive Results	17
Introduction to the Table Format and Conventions	17
Definitions of Column Headings	17
Table Contents	18
Questionnaire Forms 1 through 6	20
Section C (All Forms): Demographic Variables, Family Background, etc.	20
Section B (All Forms): Drug Use	28
Questionnaire Form 1	44
Section A	44

Section B (Detailed Drug Use)	54
Section D	93
Questionnaire Form 2	103
Section A	103
Section D	117
Section E	123
Questionnaire Form 3	135
Section A	135
Section D	150
Section E	154
Questionnaire Form 4	164
Section A	164
Section D	177
Section E	185
Questionnaire Form 5	190
Section A	190
Section D	205
Section E	211
Questionnaire Form 6	220
Section A	220
Section B	231
Section D	237
Cross-Time Index of Questionnaire Items, 1976-2010	253
Introduction to the Indexing Conventions	253
Definitions of Column Headings	253
Question Index	262
Appendices	357
Appendix A: Sampling Error Estimates and Tables	357
Appendix B: Procedures Used to Derive Design Effects and Sampling Errors	367
Appendix C: Questionnaire Covers, Instructions, and Sample Page	381
References	385
Tables	
Table 1: Sample Sizes and Student Response Rates	4
Table 2: Measurement Content Areas	6
Table 3: Prevalence of Drug Use Question Numbers by Questionnaire Form, 2010	7
Table 4: Subject Area Key	256
Table A-1: Confidence Intervals (95% Level) around Percentage Values	361
Table A-2: Confidence Intervals for Differences between Two Percentages (95% Confidence Level)	363
Table B-1: Sample Sizes (Unweighted and Weighted) in Subgroups by Year	375
Table B-2: Guidelines for Computing Design Effects (DEFFs) for Percentages and Means Derived from Monitoring the Future Samples	380
Figures	
Figure 1: Guide to Table Format	19
Figure 2: Guide to Cross-Time Index	255
Figure B-1: Design Effects for Single Percentages	372
Figure B-2: Design Effects for Differences between Percentages	373

Preface

This volume is the latest in a series that presents descriptive statistical results from a national survey of young people entitled *Monitoring the Future: A Continuing Study of the Lifestyles and Values of Youth*. Each year, the study surveys a large sample of high school seniors, located in approximately 130 schools nationwide and drawn to be representative of all seniors in the coterminous United States.

The first four volumes in this series, dealing with the high school classes of 1975, 1976, 1977, and 1978, were published simultaneously early in 1980. Additional volumes appear on an annual basis. The most important contribution of this series is likely to be the opportunity it provides for the exploration of trends, a process that obviously involves the use of several different volumes. With that in mind, we have kept the format highly consistent from one volume to another, and we have developed an index (described below) that should facilitate the process of matching data across years. It should be noted that the volume presenting 1975 data is different from the others in several respects.*

Although we designed the volumes to fit together as a series, we also saw distinct advantages in having each volume able to stand alone—to be usable without reference to any of the others. For that reason, the introductory material on research design and questionnaire content, the instructions for accessing the data tables, and the appendices on sampling errors are all included in each volume. Thus, the small price we pay for making each volume self-contained is that much of the text portion is repeated each year.

Purposes of This Series of Publications

Monitoring the Future, which is conducted by the University of Michigan's Institute for Social Re-

search and receives its core funding from the National Institute on Drug Abuse, is an unusually comprehensive research project in several respects: surveys are conducted annually on an ongoing basis; the samples are large and nationally representative; and the subject matter is very broad, encompassing some 1,400 variables per year. Many people—scholars, policy makers, educators, and so on—will have an interest in the results.

The principal investigators are already writing for a number of these audiences and will continue to do so. Because of the limitations in our own time, interests, and expertise, however, there is an enormous amount of valuable information that may never be utilized if the initiative to digest and disseminate all of it must come from us alone. Further, since the project is in part a social indicator series, its value rests to a considerable degree on *timely* dissemination of the results. For these reasons, we wish to share the study's results with others in a number of fields on a rapid and regular basis. We have chosen to provide two major and complementary vehicles for doing this: (a) these annual reference volumes of descriptive results and (b) machine-readable data archives for direct analysis by others.

We believe that many potential users who would not mount the effort required to conduct computer analyses of archived data will be able to get most of what they want from these volumes of descriptive results. The user of any one of these volumes can estimate—usually with considerable accuracy—a wide variety of characteristics of the high school class described in that volume. To take just one example, the user of the 1994 volume can ascertain that 30.7 percent of seniors in the high school class of 1994 reported using marijuana at least once during the preceding year. Further, by utilizing

*The 1975 volume does not include comparison data for African American and white subgroups, nor does it include data for the subgroups who did and did not plan to complete four years of college. Also, somewhat fewer questionnaire items appear than in the other volumes. These restrictions are the result primarily of missing data problems that occurred only in the 1975 survey. In most respects, however, those seeking to compare different classes of high school seniors will find the 1975 data useful.

two or more of these volumes, the reader can describe recent trends in any such characteristic. To continue with the same example, the volume describing the high school class of 1975 indicates that 40.0 percent of these seniors reported marijuana use during the preceding year; and when that is combined with the data from the intervening years, the reader is able to discern a steady increase between 1975 and 1979 (50.8 percent of that class reported having used marijuana at least once in the preceding year) and a subsequent steady decrease, through 1992, to below the 1975 level. Between 1992 and 1997, there was an increase in marijuana use; from 1997 to 2006, a decline with little further change in 2007, and some increase beginning in 2008. The figures for the years 1975 to 2010 are:

	%		%		%		%
1975	40.0	1984	40.0	1993	26.0	2002	36.2
1976	44.5	1985	40.6	1994	30.7	2003	34.9
1977	47.6	1986	38.8	1995	34.7	2004	34.3
1978	50.2	1987	36.3	1996	35.8	2005	33.6
1979	50.8	1988	33.1	1997	38.5	2006	31.5
1980	48.8	1989	29.6	1998	37.5	2007	31.7
1981	46.1	1990	27.0	1999	37.8	2008	32.4
1982	44.3	1991	23.9	2000	36.5	2009	32.8
1983	42.3	1992	21.9	2001	37.0	2010	34.8

A similar examination of trends can be carried out for about 1,400 different variables dealing with a wide variety of subject areas (listed in Table 2 of the Introduction). A simple indexing system (described below) has been developed that makes it quite straightforward for the reader wishing to do trend analyses to locate the results for a given question for any year of the study. The index in the present volume lists the location of all items included in the surveys from 1976 onward.

Analyses such as those illustrated above need not be limited to the total sample. The data provided in these volumes also permit examination of a variety of subgroups (e.g., males, females, those from different regions, and those with different levels of drug use experience).

We recognize that providing ready access to essentially undigested data carries certain risks, particularly the risk of mistaken interpretations based on inadequate controls, lack of awareness of sample limitations, etc. More than offsetting the risks, in our view, are the advantages of prompt and widespread dissemination of these nationally representative survey indicator data. Although we

are unable to eliminate the risks, we hope to reduce them by providing the reader with an extensive list of caveats presented at the end of the Introduction section. We ask all who use the data to read these caveats carefully and take them seriously.

A Guide for the Reader

This volume is divided into three main parts: (1) the introductory section, (2) the section giving the descriptive results from the current year's survey, and (3) the cross-time item reference index.

Introductory Section. The introduction contains a description of the study—its purposes, major content areas, design, field procedures, response rates, and methods of publication and data dissemination. Since most of this material remains unchanged from year to year, anyone having read another of the volumes may wish to skim this section. We do, however, suggest reviewing the caveats, located at the end of the introductory section, which deal with interpreting and extrapolating from these data.

Descriptive Results Section. In this section, all questions contained in this year's survey are presented along with percentagized frequency distributions of answers for the entire sample and for selected subgroups. The questions in this section are organized according to the number of the questionnaire form in which they were contained (Forms 1 through 5 in 1975–88 and Forms 1 through 6 in 1989 on) and according to the order in which the questions occurred. There is one important exception, however. A major segment of questions common to all forms of the questionnaire (dealing with drug use, background characteristics, and some other subjects) is presented only once, at the beginning of the Descriptive Results section, using the data from respondents on all forms. Table 3 (Prevalence of Drug Use Question Numbers by Questionnaire Form, 2010), in the Introduction to this volume, lists the form and question numbers of all prevalence of drug use questions appearing in the Descriptive Results section.

The first portion of the Descriptive Results section contains detailed definitions of all subgroups for whom data are presented. It also describes the statistical conventions used in generating the tables.

Cross-Time Index of Questionnaire Items. Beginning with the 1982 volume, this index is ordered by subject area. (It was ordered by item reference number prior to 1982.) The index is

intended to serve two purposes.

First, it should be useful in locating items dealing with a subject area of interest. The subject area key at the beginning of the cross-time item index shows the alphanumeric code assigned to various subject areas (e.g., "politics" or "work and leisure"). Having selected a subject area of interest, one can then go to that section of the index to locate all questions in any of the surveys that deal with that subject. (The procedure is slightly different in volumes prior to 1982, as described in those volumes.) To locate the results for any given question in this volume, simply look in column two of the item index for its page location.

The cross-time index can also be used to determine in which other years an item was used and where to locate it. If, in reviewing the Descriptive Results section, one locates an interesting item and would like to know in which of the other annual surveys of seniors it has appeared, it may be found in the cross-time index by the unique "item reference number" within the relevant subject area. The index will indicate all years in which that same item appeared and show the questionnaire form, section, and item number for each year. This information thus can be used to decide which other volumes in this series might be of relevance; and the same item may be readily located by its reference number in the index of any other volume prior to the 1982 volume and by its subject area and reference number in any volume from 1982 on.

Sampling Appendices. Appendix A is provided for those wishing to determine the confidence limits around a percentage estimate, to test the statistical significance of an observed difference between two groups, or to test the significance of a change from one year to another. It gives the necessary procedures and tables for such tests and provides the appropriate factors by which to correct for the fact that the study makes use of a multi-stage probability sample clustered in a limited number of schools (usually about 130). Appendix B provides further detail on sample design effects and the procedures that were used to derive the sampling error estimates.

Availability of Archived Data

As was mentioned earlier, this series of volumes is complemented by an archiving of the raw data

set for direct analysis by others not associated with the project. The present volumes should be a considerable help to those wishing to access the archived data since they provide a verbatim statement of items and answer categories and, also, because they include basic univariate and bivariate frequency distributions for all items, as well as the missing data rates. The cross-time index of items contained in each of these volumes also provides an efficient way to identify the relevant variables in various content areas, and to determine when they were measured and their questionnaire locations. In fact, we hope that the availability of this series will not only facilitate the use of the archived data but actually stimulate interest in their use.

The individual-level data that are summarized in this and previous volumes are available from:

The Substance Abuse and Mental Health Data
Archive (SAMHDA)
The Inter-university Consortium for Political and
Social Research (ICPSR)
Institute for Social Research
P.O. Box 1248
Ann Arbor, MI 48106-1248

The ICPSR archive makes individual-level data available to interested investigators for analysis. A few variables have been modified or deleted to ensure that the answers of an individual respondent cannot be located through pattern recognition (i.e., using various descriptor variables in combination to make a unique identification). The changed or deleted variables include month of birth, race, religious preference, and the sampling weight, which adjusts for selection probability. To access the data, see the SAMHDA website at:

<http://www.ICPSR.umich.edu/SAMHDA>

Other Publications from the Study

A number of different forms of publications based on Monitoring the Future data have been developed or are being planned. One series of reports, dealing with trends in drug use and drug-related attitudes and beliefs, was published by the National Institute on Drug Abuse in 1977-2009 and on-line by the Institute for Social Research beginning in 2010. The first report in that series,

Drug Use among American High School Students, 1975-1977 (Johnston, Bachman, and O'Malley), was published in late 1977. Subsequent reports have been issued yearly.* The most recent two-volume report in this series, only available on-line, is *Monitoring the Future National Survey Results on Drug Use, 1975-2010, Volume I. Secondary School Students* (Johnston, O'Malley, Bachman, and Schulenberg, 2011b). As a supplement to the series, an occasional paper (number varies), available online only, presents subgroup trends in substance use graphically. An occasional paper series has been launched by the project. It includes papers on design and methodological issues as well as special substantive analyses and early, and sometimes more detailed, drafts of articles planned for journal publication. Occasional Paper No. 64, "The Monitoring the Future Project after 32 Years: Design and Procedures" (Bachman, Johnston, O'Malley and, Schulenberg, 2006), provides a detailed description of the study and its underlying rationale; Occasional Paper No. 65, "The Aims and Objectives of the Monitoring the Future Study and Progress toward Fulfilling Them as of 2006" (Johnston, O'Malley, Schulenberg, and Bachman, 2006) provides a description of the study's objectives.

The present series of reference volumes is being published by the Institute for Social Research. A new volume will be added to this series each year. All volumes beginning with the 1996 volume are also available as PDF files on a CD. Beginning with the 2009 volume these volumes will be available online and as PDF files on a CD.

To request particular papers, reprints, or periodic notification of publications available from the study, write to:

Monitoring the Future, Room 2311
Institute for Social Research
P.O. Box 1248
The University of Michigan
Ann Arbor, Michigan 48106-1248
www.monitoringthefuture.org

Acknowledgments

A great many people have contributed to the launching and development of this research effort. We are indebted to a number of officials of the National Institute on Drug Abuse and the Special Action Office for Drug Abuse Prevention for their encouragement and advice at the outset—in particular, Richard Bucher, Robert DuPont, William Pollin, and Louise Richards.

Our colleagues at the Institute for Social Research and elsewhere, who shared their insights, and often their most cherished instrumentation, are too numerous to mention; but their contributions are greatly appreciated. To the former director of the Survey Research Center's Sampling Section, Irene Hess, and to her colleagues and her successor, Steven Heeringa, we owe a particular debt for the creativity of the sampling design for the study. The contributions of the SRC Field Section were also very valuable.

Major contributions to the production of this particular volume were made by staff members Ginger Maggio, Patricia Berglund, and Adam Burke.

The present and former members of the project staff (listed on the next page) have, of course, contributed greatly to the building of this large and complex research series.

Finally, we would like to acknowledge the tens of thousands of high school seniors, their teachers, and their principals, whose cooperation and generous contributions of time make the Monitoring the Future project possible.

Jerald G. Bachman
Lloyd D. Johnston
Patrick M. O'Malley

*Single copies of the reports with a publication date prior to 2010 may be ordered without cost from NIDA Drug Publications Research Dissemination Center at 877-NIDA-NIH (877-643-2644); or by e-mail at drugpubs@nida.nih.gov. More recent reports may be viewed and downloaded from the MTF website, www.monitoringthefuture.org.

Present and Former Members of the Project Staff

Bridget Ammon	Halford Fairchild	Regina Lombard	Alisa Rastelli
Donna Ando	Maureen Ferrell	Mary Lutz	Judith Redmond
Margaret Bailey	Marjorie Fisher	Elaine Maggio	Barbara Renaud
Dawn Bare	Michael Fisher	Ginger Maggio	Nicole Ridenour
Ellen Berger	Tyrone Forman	Jennifer Maggs	Nancy Robinson
Patricia Berglund	Randy Franzoi	Oksana Malanchuk	Willard Rodgers
Stephen Berry	Peter Freedman-Doan	Gloria Martinez	Don Rubinstein
Mary Lou Bewley	Henry Freeman	Julie Maslowsky	Susan Saavedra
Katherine Blatt	Walter Gruhn	Wayne McCulloch	Deborah Safron
Mary Lea Bonucchi	John Haeussler	Timothy McDaniel	Maria Sanchez
Katheryn Boris	Lana Harrison	Joan McGraw	John Schulenberg
Patty Bradley	Tanya Hart	Alicia Merline	Amy Schulz
Jonathon Brenner	James Hersey	Emily Messersmith	Victor Sellinger
Philip Brenner	A. Regula Herzog	Patti Meyer	Tina Smith
Marcy Breslow	Jerome Hiniker	John Miller	Jane Stanton
Alison Bryant	Renee Hinkle-De Groot	Joy Miskowski	Scott Tarry
Joyce Buchanan	Ann Impens	Caroline Mohai	Ann Taylor
Susan Burek	Justin Jager	Marion Morse	Richard Taylor
Adam Burke	Jane Jibson	Jordana Muroff	Yvonne Terry-McElrath
Amy Corning	Kathryn Johnson	Lisa Nagy	Lynda Tolen
Elaine Cousino	Pamela Kittel	Amanda Nephew	Lorel Vidlund
William Cross	Mark Krell	Jim Neveaux	Katherine Wadsworth
Mary Danneffel-	Zenon Kuzmyn	Jeffrey Nicholls	John Wallace
Mashruwala	Karl Landis	Brian O'Keefe	Chuck Westrin
Mary Lou Davis	Carol Larsen	Karl Palachuk	Marla Weyher
Laura Decker	Sally Lawson	Kathleen Palmer	Kris Wiggins
Mary Dempsy	Sharon Leech	Dorothy Paulette	Deborah Willis
William Diedrich	W. Christopher Lenhardt	Susan Pauls	Sandra Wronski
Robert Doljanac	Margaret Libsch	Timothy Perry	Thelma Wurzelbacher
Karen Donahue	Jeannette Lim	Crystal Pickett	Sheri Wynn
Ernest Dopp	Ludmilla Litus	Sharon Pietila	Shelly Yee
Richard Erickson	Jinyun Liu	Joseph Pleck	Daniel Zahs
Leslie Eveland	A. Katheryn Loker	Deborah Poinier	

Introduction

The Monitoring the Future project is designed to explore changes in many important values, behaviors, and attitudes of contemporary American youth. Two general types of tasks may be distinguished. The first is to provide a systematic and accurate *description* of the youth population of interest in a given year and to quantify the direction and rate of the changes taking place among them over time. The second task, more analytic than descriptive, involves the *explanation* of the relationships and trends observed to exist.

The task of description may be subdivided into three parts: (1) the description of static conditions (which may be accomplished through a single cross-sectional study); (2) the description of cross-cohort or, in longer time-spans, generational changes (usually accomplished using repeated cross-sections of the same age groups); and (3) the description of changes with aging (usually accomplished by means of longitudinal studies). The Monitoring the Future project has the capacity to provide each of these three types of descriptions, since it incorporates all three types of research design into a single study. (This complex design, in which multiple cohorts are followed longitudinally, has been referred to as a cohort-sequential design.)

The content of this volume exemplifies the first of these types of description in that it contains cross-sectional data on a single high school class. When the data in this volume are used in combination with data from other such volumes in the series, the nature, direction, and rates of change from one cohort of seniors to another also may be described—the type of reporting that is often labeled as the social indicator approach. The third

class of description—dealing with the maturational changes that occur during the years after high school—is not dealt with in this series of volumes but is reported in other publications from the study.*

The accurate characterization of American young people and the description of important changes occurring among them is but one class of objectives for the study. The second class of objectives involves the development of a greater understanding of what causes these young people to be as they are and why the changes being documented are occurring. An explanation will be sought through both the analysis of change at the aggregate level and at the individual level. The results of these explorations will be disseminated via the various publications discussed in the Preface.

The merging of the social indicator approach and the analysis of relationships (particularly longitudinal relationships) into a single cohort-sequential design is, in our view, synergistic: the effectiveness of the two approaches combined is greater than if the two were undertaken separately. Because the present series of volumes deals with senior year data only, our remarks here focus primarily on the project's social indicator contributions—the accurate description of high school seniors and the documentation of trends over time. It is worth noting, however, that even the limited amount of bivariate data included in the present volumes will suggest promising directions for relational analyses, many of which can be carried out using the archived data tapes from the project.

*Panels of students from each graduating class are randomly selected and followed longitudinally by mail. Individuals are surveyed biennially through age 30 and then at five-year intervals. These data allow the characterization of the changes that occur during the early adult years and on through age 50. In addition, the data allow the cross-sectional characterization each year of most Americans (excluding high-school dropouts) in those age groups and the changes occurring in those characteristics.

The Need for Social Indicators

The fundamental argument for developing social indicators is that there are considerable scientific and practical benefits derived from having accurate information about current social realities and the way those realities have been changing. For the scientific community, such indicators provide a rich set of information against which existing theory may be tested and from which new theory may be suggested. For the community at large, social indicators permit the “reality testing” of common perceptions and beliefs about the nation and its people. Past experience has demonstrated that widely held conceptions, which themselves may serve to create or exacerbate problems, can be most inaccurate. One example is the exaggerated popular conception of the size and nature of the “gap” between generations (see Adelson, 1970, 1979); another is the mistaken assumption that most young people condone the use of a variety of illegal drugs (Johnston, 1973; Johnston, O’Malley, Bachman, and Schulenberg, 2011b).

While deflating exaggerated perceptions, a continual monitoring of indicators on youth also can reveal the beginning of new problems and thus give rise to corrective efforts at a relatively early stage. For instance, most would view with concern the emergence of new types of drug use. Monitoring the Future documented and reported a sharp increase in regular marijuana use among high school seniors in the late 70s, and, as a result, more attention was paid to the issue by policy makers, the media, and the general public. The discovery of such trends may trigger more intense efforts to discover the causes, consequences, and (when appropriate) preventatives of such behaviors.

Although social indicators seldom translate directly into specific policy decisions, the availability of descriptive information can substantially enhance the decision-making capabilities of policy makers. These data provide considerable insight into the size and nature of problems, the rate of change occurring nationally and in subgroups, and, in some instances, information about related factors and even the likely impacts of major social interventions (such as changed drug laws or new incentives for recruitment into the military, to name but two). They also provide the possibility of feed-

back on the consequences of some social interventions as well as major historical events.

The particular topics included in our monitoring system are summarized later in this introduction and, of course, they are presented fully in the complete set of data tables. For present purposes, it is enough to indicate that the range of topics is very broad. This breadth is partly due to the wide interests of the principal investigators; but it also reflects our conviction that the concurrent examination of trends in a variety of areas is not only much more cost efficient but also more scientifically productive.

Research Design and Procedures*

The basic research design involves annual data collections from high school seniors during the spring of each year, beginning with the class of 1975. Each data collection takes place in approximately 130 public and private high schools selected to provide an accurate cross-section of high school seniors throughout the coterminous United States. The design also provides for the longitudinal study of a subsample from each class of participating seniors; but since the focus of this series of volumes is exclusively on the data collected annually from seniors, the follow-up procedures will not be discussed here.

Reasons for Focusing on High School Seniors.

There are several reasons for choosing the senior year of high school as an optimal point for monitoring the behaviors and attitudes of youth. One is that the completion of high school represents the end of an important developmental stage in this society, since it demarcates both the end of universal public education and, for many, the end of living in the parental home. Therefore, it is a logical point at which to take stock of the accumulated influences of these two environments on American youth.

Further, the completion of high school represents the jumping off point from which young people diverge into widely differing social environments, including college, business firms, military service, and homemaking. But these environmental transitions are not the only important changes that coincide with the end of high school. Most young men and women now reach the formal age of adulthood shortly before or after graduation; more

*A more extensive description of the research design and procedures may be found in Bachman and Johnston (1978), Bachman, Johnston, and O’Malley (2006), or Johnston, O’Malley, Bachman, and Schulenberg (2011b).

significantly, they begin to assume adult roles, including financial self-support, marriage, and parenthood.

Finally, there are some important practical advantages to building a system of data collections around samples of high school seniors. The last year of high school constitutes the final point at which a reasonably good national sample of an age-specific cohort can be drawn and studied economically. The need for systematically repeated, large-scale samples from which to make reliable estimates of change requires that considerable stress be laid on efficiency and feasibility; the present design meets those requirements.

One limitation in the design is that it does not include in the target population those young men and women who drop out of high school before graduation (or before the last few months of the senior year, to be more precise). This excludes a relatively small proportion of each age cohort—between 12 and 15 percent (U.S. Bureau of the Census, various years)—though not an unimportant segment, since we know that certain behaviors such as illicit drug use (Johnston, 1973) and delinquency (Bachman, O'Malley, and Johnston, 1978) tend to be higher than average in this group. However, the addition of a representative sample of dropouts would increase the cost of the present research enormously, because of their dispersion and generally higher level of resistance to being located and interviewed.

For the purposes of estimating characteristics of the entire age group, the omission of high school dropouts does introduce certain biases; however, their small proportion sets outer limits on the bias (Johnston, O'Malley, Bachman, and Schulenberg, 2011b, Appendix). For the purposes of estimating *changes* from one cohort of high school seniors to another, the omission of dropouts represents a problem only if different cohorts have considerably different proportions who drop out. We have no reason to expect dramatic changes in those rates for the foreseeable future, and recently published government statistics indicate a great deal of stability in dropout rates since 1970 (U.S. Bureau of the Census, various years).

Some may use our high school data to draw conclusions about changes for the entire age group. While we do not encourage such extrapolation, we

suspect that the conclusions reached often would be valid, since over 80 percent of the age group is in the surveyed segment of the population *and* we expect that changes among those not in school are very likely to parallel the changes among those who are.

Sampling Procedures. The procedure for securing a nationwide sample of high school seniors is a multi-stage one. Stage 1 is the selection of particular geographic areas, Stage 2 is the selection of one or more high schools in each area, and Stage 3 is the selection of seniors within each high school.

Stage 1: Geographic Areas. The geographic areas used in this study are the primary sampling units (PSUs) developed by the Sampling Section of the Survey Research Center for use in the center's nationwide interview studies. Because these same PSUs are used for personal interview studies by the Survey Research Center (SRC), local field representatives can be assigned to administer the data collections in practically all schools.

Stage 2: Schools. In the major metropolitan areas more than one high school is often included in the sampling design; in most other sampling areas a single high school is sampled. In all cases, the selections of high schools are made such that the probability of drawing a school is proportionate to the size of its senior class. The larger the senior class (according to recent records), the higher the selection probability assigned to the high school. When a sampled school is unwilling to participate, a replacement school as similar to it as possible is selected from the same geographic area.

Stage 3: Students. Within each selected school, up to about 350 seniors may be included in the data collection. In schools with fewer than 350 seniors, the usual procedure is to include all of them in the data collection. In larger schools, a subset of seniors is selected either by randomly sampling classrooms or by some other random method that is convenient for the school and judged to be unbiased. Sample weights are assigned to each respondent so as to take into account variations in the sizes of samples from one school to another, as well as (smaller) variations in selection probabilities occurring at the earlier stages of sampling.

The three-stage sampling procedure described above yielded the number of participating schools and students indicated in Table 1.

Table 1
Sample Sizes and Student Response Rates

Year	Number of:			Students*	Student Response Rate**
	Public Schools	Private Schools	Total Schools		
1975	111	14	125	15,791	78%
1976	108	15	123	16,678	77%
1977	108	16	124	18,436	79%
1978	111	20	131	18,924	83%
1979	111	20	131	16,662	82%
1980	107	20	127	16,524	82%
1981	109	19	128	18,267	81%
1982	116	21	137	18,348	83%
1983	112	22	134	16,947	84%
1984	117	17	134	16,499	83%
1985	115	17	132	16,502	84%
1986	113	16	129	15,713	83%
1987	117	18	135	16,843	84%
1988	113	19	132	16,795	83%
1989	111	22	133	17,142	86%
1990	114	23	137	15,676	86%
1991	117	19	136	15,483	83%
1992	120	18	138	16,251	84%
1993	121	18	139	16,763	84%
1994	119	20	139	15,929	84%
1995	120	24	144	15,876	84%
1996	118	21	139	14,824	83%
1997	125	21	146	15,963	83%
1998	124	20	144	15,780	82%
1999	124	19	143	14,056	83%
2000	116	18	134	13,286	83%
2001	117	17	134	13,304	82%
2002	102	18	120	13,544	83%
2003	103	19	122	15,200	83%
2004	109	19	128	15,222	82%
2005	108	21	129	15,378	82%
2006	116	20	136	14,814	83%
2007	111	21	132	15,132	81%
2008	103	17	120	14,577	79%
2009	106	19	125	14,268	82%
2010	104	22	126	15,127	85%

*Sample weights are assigned to each respondent to correct for unequal probabilities of selection that arise in the multi-stage sampling procedure.

**The student response rate is derived by dividing the attained sample by the target sample (both based on weighted number of cases). The target sample is based upon listings provided by schools. Since such listings may fail to take account of recent student attrition, the actual response rate may be slightly underestimated.

One other important feature of the base-year sampling procedures should be noted here. All schools (except for half of the initial 1975 sample) are asked to participate in two data collections, thereby permitting replacement of half of the total sample of schools each year. One motivation for requesting that schools participate for two years is administrative efficiency: it is a costly and time-consuming procedure to secure the cooperation of schools, and a two-year period of participation cuts down that effort substantially. Another important advantage is that whenever an appreciable shift in scores from one graduating class to the next is observed, it is possible to check whether the shift might be attributable to some differences in the newly sampled schools. This is done simply by repeating the analysis using only the 60 or so schools that participated both years. Thus far, the half-sample approach has worked quite well; and examination of drug prevalence of use data from the "matched half-samples" showed that the half-samples of repeat schools yielded drug prevalence of use trends that were virtually identical to trends based on all schools.

School Recruiting Procedures. Early during the fall semester, an initial contact is made with each sampled school. First, a letter is sent to the principal describing the study and requesting permission to survey seniors. The letter is followed by a telephone call from a project staff member, who attempts to deal with any questions or problems and (when necessary) makes arrangements to contact and seek permission from other school district officials. Basically the same procedures are followed for schools asked to participate for the second year.

Once the school's agreement to participate is obtained, arrangements are made by phone for administering the questionnaires. A specific date for the survey is mutually agreed upon and a local SRC representative is assigned to carry out the administration.

Advance Contact with Teachers and Students. The local SRC representative is instructed to visit the school two weeks ahead of the actual date of administration. This visit serves as an occasion to meet the teachers whose classes will be affected and to provide them with a brochure describing the study, a brief set of guidelines about the questionnaire administration, and a supply of flyers to be distributed to the students a week to 10 days

in advance of the questionnaire administration. The guidelines to the teachers include a suggested announcement to students at the time the flyers are distributed.

From the students' standpoint, the first information about the study usually consists of the teacher's announcement and the short descriptive flyer. In announcing the study, the teachers are asked to stress that the questionnaires used in the survey are not tests and that there are no right or wrong answers. The flyer tells students that they will be invited to participate in the study, points out that their participation is strictly voluntary, and stresses confidentiality (including a reference to the fact that the Monitoring the Future project has a special government grant of confidentiality that allows their answers to be protected). The flyer also serves as an informative document that the students can show to their parents.

Questionnaire Administrations. The questionnaire administration in each school is carried out by the local SRC representatives and their assistants, following standardized procedures detailed in a project instruction manual. The questionnaires are administered in classrooms during normal class periods whenever possible, although circumstances in some schools require the use of larger group administrations. Teachers are not asked to do anything more than introduce the SRC staff members and (in most cases) remain in the classroom to help guarantee an orderly atmosphere for the survey. Teachers are urged to avoid walking around the room, so that students may feel free to write their answers without fear of being observed.

The actual process of completing the questionnaire is quite straightforward. Respondents are given sharpened pencils and asked to use them because the questionnaires are designed for automatic scanning. Most respondents can finish within a 45-minute class period; for those who cannot, an effort is made to provide a few minutes of additional time.

Procedures for Protecting Confidentiality. In any study that relies on the voluntary reporting of drug use or other illegal acts, it is essential to develop procedures that guarantee the confidentiality of such reports. It is also desirable that these procedures be described adequately to respondents so that they are comfortable about providing honest answers.

We noted that the first information given to

students about the survey consists of a descriptive flyer stressing confidentiality and voluntary participation. This theme is repeated at the start of the questionnaire administration. Each participating student is instructed to read the message on the cover of the questionnaire, which stresses the importance and value of the study, notes that answers will be kept strictly confidential, states that the study is completely voluntary, and tells the student, "If there is any question you or your parents would find objectionable for any reason, just leave it blank." The instructions then point out that in a few months a summary of nationwide results will be mailed to all participants and also that a follow-up questionnaire will be sent to some students after a year. The cover message explains that these are the reasons for asking that name and address be written on a special form that will be removed from the questionnaire and handed in separately. The message also points out that the two different code numbers (one on the questionnaire and one on the tear-out form) cannot be matched except by a special computer file at the University of Michigan. (The content of the inside and outside of the standard questionnaire cover, including the tear-out form, may be found in Appendix C.)

Content Areas and Questionnaire Design

Drug use and related attitudes are the topics that receive the most extensive coverage in the Monitoring the Future project; but the questionnaires also deal with a wide range of other subject areas, including attitudes about government, social institutions, race relations, changing roles for women, educational aspirations, occupational aims, and marital and family plans, as well as a variety of background and demographic factors. (Table 2 provides an outline of the 20 general subject areas into which all items are categorized in the Question Index toward the end of this volume.) Given this breadth of content, the study is not presented to respondents as a "drug use study," nor do they tend to view it as such.

Because many questions are needed to cover all of these topic areas, much of the questionnaire content is divided into different questionnaire forms that are distributed to participants in an ordered sequence. (Five forms were used in 1975-88; a sixth form was added in 1989.) This sequence

Table 2
Measurement Content Areas
 (Abbreviated Version*)

-
-
- A. **Drugs.** Drug use and related attitudes and beliefs, drug availability and exposure, surrounding conditions and social meanings of drug use. Views of significant others regarding drugs. Use of non-alcoholic beverages.
 - B. **Education.** Educational lifestyle, values, experiences, and environments.
 - C. **Work and Leisure.** Vocational values, meaning of work and leisure, work and leisure activities, preferences regarding occupational characteristics, type of work setting, and cell phone use.
 - D. **Sex Roles and Family.** Values, attitudes, and expectations about marriage, family structure, sex roles, and sex discrimination.
 - E. **Population Concerns.** Values and attitudes about overpopulation and birth control.
 - F. **Conservation, Materialism, Equity, etc.** Values, attitudes, and expectations related to conservation, pollution, materialism, equity, and the sharing of resources. Preferences regarding type of dwelling and urbanicity.
 - G. **Religion.** Religious preferences, activities, and views.
 - H. **Politics.** Political affiliation, activities, and views.
 - I. **Social Change.** Values, attitudes, and expectations about social change.
 - J. **Social Problems.** Concern with various social problems facing the nation and the world.
 - K. **Major Social Institutions.** Confidence in and commitment to various major social institutions (business, unions, branches of government, press, organized religion, military, etc.).
 - L. **Military.** Views about the armed services and the use of military force. Personal plans for military service.
 - M. **Interpersonal Relationships.** Qualitative and quantitative characteristics of cross-age and peer relationships. Interpersonal conflict.
 - N. **Race Relations.** Attitudes toward and experiences with other racial groups.
 - O. **Concern for Others.** Concern for others, voluntary and charitable activities.
 - P. **Happiness.** Happiness and life satisfaction, overall and in specific life domains.
 - Q. **Other Personality Variables.** Attitudes about self (including self-esteem), locus of control, loneliness, risk-taking, trust in others, importance placed on various life goals, counterculture orientation, hostility, boredom.
 - R. **Background.** Demographic and family background characteristics, living arrangements.
 - S. **Deviance and Victimization.** Delinquent behaviors, driving violations and accidents (including those under the influence of drugs), victimization experiences.
 - T. **Health.** Health habits, somatic symptoms, medical treatment.
-

*For a more detailed listing of measurement content areas, see Table 4.

Table 3
Prevalence of Drug Use Question Numbers by Questionnaire Form, 2010

Data for question numbers appearing in **boldface type** are published in this volume. Data for question numbers **not in boldface type** are not presented in this volume but, where appropriate, are included in the combined Forms 1–6 data. For marijuana, cocaine and heroin, the combined Forms 1–6 data comprise data from the general use question in some forms and component data in other forms. For example, the combined Forms 1–6 data for cocaine are a combination of data from the general cocaine use question in Forms 2 and 5 and data from the component crack and other forms of cocaine questions in Forms 1, 3, 4, and 6. Form 1 marijuana data and hashish data are combined to create the marijuana/hashish data for Form 1 and are then used with the general marijuana/hashish data in Forms 2–6 to create the combined Forms 1–6 data. Data on heroin use with and without a needle are combined to create the heroin data for Forms 2, 5, and 6 and are then used with the general heroin use questions in Forms 1, 3, and 4 to create the combined Forms 1–6 heroin data.

Questionnaire:	Question Numbers						
	Combined Forms 1-6	Form 1	Form 2	Form 3	Form 4	Form 5	Form 6
Cigarettes	B01-2	B001-2	B01-2	B01-2	B01-2	B01-2	B01-2
Smokeless Tobacco							B19-20
Bidis							D20c
Kreteks							D20d
Tobacco Using a Hookah				D04h			
Small Cigars				D04i			
Alcohol	B04a-c	B007a-c	B4a-c	B4a-c	B4a-c	B4a-c	B22a-c
Beer					D13-14		
Wine Coolers					D15-16		
Wine					D17-18		
Liquor					D19-20		
Flavored Alcoholic Beverages						E07a-c	
Been Drunk	B04d-f	B016a-c					D11a-c
5+ Drinks in Last 2 Weeks	B06	B013	B06	B06	B06	B06	B24
Marijuana/Hashish (combined)	B07a-c		B07a-c	B07a-c	B07a-c	B07a-c	B25a-c
Hashish		B018a-c					
Marijuana		B019a-c					
LSD	B08a-c	B033a-c	B08a-c	B08a-c	B08a-c	B08a-c	B26a-c
Hallucinogens Other than LSD	B09a-c	B042a-c	B09a-c	B09a-c	B09a-c	B09a-c	B27a-c
Specific Hallucinogens Other than LSD ^a							
Mescaline		B045a					
Peyote		B045b					
"Shrooms" or Psilocybin		B045c					
PCP		B045d					
Concentrated THC		B045e					
PCP			E03a-c				
MDMA ("Ecstasy")	B19a-c			B18a-c	B18a-c		
Salvia	B21h					E11d	D20m
Cocaine	B10a-c		B10a-c			B10a-c	
Crack	B10d-f	B076a-c	E02a-c	B11a-c	B11a-c	E08a-c	B29a-c
Other Cocaine	B10g-i	B077a-c		B12a-c	B12a-c		B30a-c
Amphetamines	B11a-c	B050a-c	B11a-c	B10a-c	B10a-c	B11a-c	B28a-c
Ritalin	B21c			D04c			D20g
Adderall	B21i			D04d			D20h
Provigil	B21j					E11e	D20n
Methamphetamine	B11d-f				B17a-c		B36a-c
Crystal Meth ("Ice")	B11g-i		B12a-c			B12a-c	

Table 3 (continued)

Questionnaire:	Question Numbers						
	Combined Forms 1-6	Form 1	Form 2	Form 3	Form 4	Form 5	Form 6
Specific Amphetamines ^b							
Benzedrine		B056a					
Dexedrine		B056b					
Methedrine		B056c					
Ritalin		B056d					
Adderall		B056e					
Concerta		B056f					
Methamphetamine		B056g					
Crystal Meth		B056h					
Quaaludes	B12a-c	B060a-c					
Sedatives (Barbiturates)	B13a-c	B062a-c	B13a-c	B13a-c	B13a-c	B13a-c	B31a-c
Specific Sedatives ^c							
Phenobarbital		B063a					
Seconal		B063b					
Tuinal		B063c					
Ambien		B063d					
Lunestra		B063e					
Sonata		B063f					
Tranquilizers	B14a-c	B066a-c	B14a-c	B14a-c	B14a-c	B14a-c	B32a-c
Specific Tranquilizers ^d							
Librium		B072a					
Valium		B072b					
Xanax		B072c					
Soma		B072d					
Serax		B072e					
Ativan		B072f					
Klonopin		B072g					
Cough and Cold Medicines	B20			D04e			D20l
Rohypnol	B21a						D20k
GHB							D20a
Ketamine	B21b					E11a	D20b
Heroin	B15a-c	B087a-c		B15a-c	B15a-c		
Heroin with a Needle	B15d-f		B15a-c			B15a-c	B33a-c
Heroin without a Needle	B15g-i		B16a-c			B16a-c	B34a-c
Other Narcotics	B16a-c	B089a-c	B17a-c	B16a-c	B16a-c	B17a-c	B35a-c
OxyContin	B21f			D04f		E11b	D20i
Vicodin	B21g			D04g		E11c	D20j
Specific Other Narcotics ^e							
Methadone		B096a					
Opium		B096b					
Morphine		B096c					
Codeine		B096d					
Demerol		B096e					
Vicodin		B096f					
OxyContin		B096g					
Percocet		B096h					
Perdolan		B096i					
Ultram		B096j					

Table 3 (continued)

Questionnaire:	Question Numbers						
	Combined Forms 1-6	Form 1	Form 2	Form 3	Form 4	Form 5	Form 6
Inhalants	B17a-c		B18a-c	B17a-c		B18a-c	
Steroids	B18a-c		E04a-c			E09a-c	D12a-c
Androstenedione	B21d			D04a			D20e
Creatine	B21e			D04b			D20f
Stimulant-type drugs for ADHD	B22				D08	D03	
Non-stimulant-type drugs for ADHD	B23				D11	D06	
Energy Drinks						E01-E02	
Diet Pills		B046a-c					
Stay-Awake Pills		B047a-c					
"Look-Alikes"		B048a-c					

^aAsked in a set after a branching question about any use of hallucinogens other than LSD.

^bAsked in a set after a branching question about any use of amphetamines.

^cAsked in a set after a branching question about any use of sedatives.

^dAsked in a set after a branching question about any use of tranquilizers.

^eAsked in a set after a branching question about any use of narcotics other than heroin.

produces five or six virtually identical subsamples. About one-third of each questionnaire form consists of key or "core" variables that are common to all forms. All demographic variables and some measures of drug use are included in this "core" set of measures. This use of the full sample for drug and demographic measures provides a more accurate estimation on these dimensions and also makes it possible to link them statistically to all of the other measures that are included in a single form only.*

Representativeness and Validity

The samples for this study are intended to be representative of high school seniors throughout the 48 coterminous states. We have already discussed the fact that this definition of the sample excludes one important portion of the age cohort: those who have dropped out of high school before nearing the end of the senior year. But given the aim of representing high school seniors, it will now be useful to consider the extent to which the obtained samples of schools and students are likely to be representative of all seniors and the degree to which the data obtained are likely to be valid.

We can distinguish at least four ways in which survey data of this sort might fall short of being fully accurate. First, some sampled schools refuse to participate, which could introduce some bias. Second, the failure to obtain questionnaire data from 100 percent of the students sampled in participating schools would also introduce bias. Third, the answers provided by participating students are open to both conscious and unconscious distortions that could reduce validity. Finally, limitations in sample size and/or design could place limits on the accuracy of estimates. Each of these issues is treated extensively elsewhere (Johnston, O'Malley, and Bachman, 1984, especially Appendices A and B), so in this section we will present only the highlights of each of those discussions.

School Participation. As noted in the description of the sampling design, schools are invited to participate in the study for a two-year period. With very few exceptions, each school that has participated for one data collection has agreed to participate for a second. Thus far, an average of about 63 percent of the schools initially invited to participate have agreed to do so each year; for each school refusal, a similar school (in terms of size, geographic area, urbanicity, etc.) was recruited as a

replacement. The selection of replacement schools almost entirely removes problems of bias in region, urbanicity, and the like that might result from certain schools refusing to participate. Other potential biases are more subtle, however. For example, if it turned out that most schools with "drug problems" refused to participate, that could seriously bias the drug estimates derived from the sample. And if any other single factor were dominant in most refusals, that also might suggest a source of serious bias. In fact, however, the reasons for schools' refusals to participate are varied and largely a function of happenstance events of the particular year. Thus, we feel fairly confident that school refusals have not seriously biased the surveys.

Student Participation. Completed questionnaires are obtained from three-fourths to four-fifths of all students sampled. The single most important reason that students are missed is that they are absent from class at the time of data collection, and in most cases it is not workable to schedule a special follow-up data collection for them. Students with fairly high rates of absenteeism also report above-average rates of drug use; therefore, there is some degree of bias introduced by missing the absentees. That bias could be largely corrected through the use of special weighting; however, this course was not chosen because the bias in estimates (for drug use, where the potential effect was hypothesized to be the largest) was determined to be quite small and because the necessary weighting procedures would have introduced undesirable complications.

In addition to absenteeism, student nonparticipation occurs because of schedule conflicts with school trips and other activities that tend to be more frequent than usual during the final months of the senior year. Of course, some students refuse to complete or turn in the questionnaire. However, the SRC representatives in the field estimate this proportion to be only about 1 percent.

Validity of Self-Report Data. Survey measures of delinquency and of drug use depend upon respondents reporting what are, in many cases, illegal acts. Thus, a critical question is whether such self-reports are likely to be valid.

Like most studies dealing with these areas, we have no direct, objective validation of the present measures; however, the considerable amount of inferential evidence that exists strongly suggests that the self-report questions produce largely valid

*These core variables are the first ones on which data are presented in the Descriptive Results section.

data. A number of factors have given us reasonable confidence about the validity of the responses to what are presumably among the most sensitive questions in the study: a low nonresponse on the drug questions; a large proportion admitting to some illicit drug use; the consistency of findings across several years of the present study; strong evidence of construct validity (based on relationships observed between variables); a close match between our data and the findings from other studies using other methods; and the findings from several methodological studies that have used objective validation methods.*

As for others of the measures, a few have a long and venerable history—as scholars of the relevant literatures will recognize—though some of these measures have been modified to fit the present questionnaire format. Many (probably most) questions, however, have been developed specifically for this project through a careful process of question writing, pilot testing, pretesting, and question revision or elimination. Some already have been included in other publications from the study, but many have not; therefore, there currently exists little *empirical* evidence of their validity and reliability. On the other hand, the fact that virtually all results presented in this volume are based on individual items, rather than indexes or abstract concepts, should make it easy for the reader to judge the degree to which each item has “face validity” and also the degree to which there is some evidence of construct validity in the bivariate results.

Accuracy of the Sample. A sample survey never can provide the same level of accuracy as would be obtained if the entire target population were to participate in the survey—in the case of the present study, about 2.5–4.0 million seniors per year. However, perfect accuracy of this sort would be extremely expensive and certainly not worthwhile considering the fact that a high level of accuracy can be provided by a carefully designed probability sample. The accuracy of the sample in this study is affected both by the size of the student sample and by the number of schools in which they are clustered. Appendix B presents a discussion of the ways in which this clustering and other aspects of the sampling design are taken into account in computing the precision or accuracy of the samples. For the purposes of this introduction, it is sufficient to note that virtually all estimates based

on the total sample have confidence intervals of ± 1.4 percentage points or smaller—sometimes considerably smaller. This means that, had we been able to invite all schools and all seniors in the 48 coterminous states to participate, the results from such a massive survey would be within an estimated 1.4 percentage points of our present sample findings at least 95 times out of 100. We consider this to be a quite high level of accuracy, one that permits the detection of fairly small trends from one year to the next.

Consistency and the Measurement of Trends. One other point is worth noting in a discussion of the validity of our findings. The Monitoring the Future project is, by intention, a study designed to be sensitive to changes from one time to another. Accordingly, the measures and procedures have been standardized and applied consistently across each data collection. To the extent that any biases remain because of limits in school and/or student participation, and to the extent that there are distortions (lack of validity) in the responses of some students, it seems very likely that such problems will exist in much the same way from one year to the next. In other words, biases in the survey estimates should tend to be consistent from one year to another, which means that the measurement of *trends* should be affected very little by any such biases.

Caveats to Users of the Data

In attempting to understand and interpret the statistical results contained in this volume, the reader should keep in mind the several considerations discussed below.

Estimation of Sampling Errors. Appendix A provides figures that allow the reader to determine the 95 percent confidence interval around any observed percentage for both the total sample and the several subgroups for which statistics are given. Appendix A also provides tables and guidelines for testing the statistical significance of observed differences between subgroups (e.g., males vs. females) and the significance of year-to-year changes for the entire sample and for the various subgroups on any given variable. Estimates based on subgroups containing relatively few cases (e.g., those who have used heroin) will have substantially larger margins of error than those subgroups with large numbers of cases.

*A more detailed discussion of the evidence for validity of the measures of illicit drug use may be found in Johnston et al. (2011b). An analysis of inconsistencies in students' reports of monthly vs. yearly drug use is provided by Bachman and O'Malley (1981).

Subgroup Definitions. At the beginning of the Descriptive Results section there is a careful definition of each of the subgroups analyzed in this series of volumes. It is important for the reader to read these definitions so as not to be misled by the necessarily abbreviated descriptions given in the column headings of the data tables. For example, the column labeled "4-Year College Plans" includes data only for seniors who expect to graduate from a four-year college, which is only a subset of all who expect to receive some college training. To take another example, several column headings in the lifetime illicit drug use index use the term "pills"; however, these categories contain people who indicate that they used any of a number of drugs—including some that usually are not taken in pill form (e.g., cocaine and narcotics other than heroin).

Missing Data Notes. Each column of percentages for a given variable adds to 100 percent (with slight variations due to rounding), whether based on the entire sample or any one of the subgroups being described. Missing data were not included in computing these percentages, so it is up to the reader to determine whether an exceptional level of missing data exists on any given question. This can be done by comparing the weighted number of cases on which those percentages were based (given in *italics* under each percentage distribution) with the total number of weighted cases who took the questionnaire (given at the top of the same column). As would be expected, the missing data rate tends to rise modestly toward the end of each questionnaire. Occasionally there is an exceptional level of nonresponse for some other reason, the most common being that the respondent has been branched around a question or set of questions that are inappropriate for him or her. In this case, the percentages are based only on those for whom the question was appropriate *and* who answered. A footnote has been entered to help call attention to the fact that completing a particular question is contingent upon the answer on a prior question. Most such cases are contained in Form 1 of the questionnaire, which has several sets of detailed questions about drug use that are answered only by those respondents who have used a particular class of drug during the past year.

Characterizing Heroin Users. Because this project places a special emphasis on the study of drug use, one set of columns distinguishes respondents according to the extent to which they

have been involved with illicit drugs. The five drug use categories are based on an index of seriousness of involvement. The index has Guttman-like properties—that is, anyone classified at a given level is also very likely to have exhibited any drug-using behaviors that are associated with the lower levels in the index.

The most extreme category in the index is defined in terms of the respondent's ever having used heroin during his or her lifetime. However, any interpretations made about heroin users from these data must be tempered with extreme caution, not only because the small number of cases makes estimation in a given year relatively unreliable but also because the heroin users are probably the most selectively represented of all of the subgroups presented here. Heroin users—especially continuing users—are among those most likely to drop out of high school (Johnston, 1973). Therefore, we feel heroin users are particularly underrepresented in a sample of high school seniors. Furthermore, most of those included in the study report only very occasional heroin use. Frequent users—addicts, if you will—are not well represented in these data.

Given these problems with the representation of heroin users, the readers may wonder why it was decided to present them as a separate category of drug users. There are two reasons for doing so. First, because even occasional heroin use represents such an extreme point on the continuum of drug involvement, it seems preferable that the heroin users not be mixed in with the next highest category of use (the "more pills" category). It remains quite possible, of course, for anyone to *combine* any two or more categories in the drug use continuum (by computing means of percentages weighted by the number of cases in each category); therefore, those wishing to incorporate heroin users with the next category can do so whenever they wish. The second reason for keeping them separate is that we suspect the data based on high school seniors provide some indication of the characteristics that might be found among heavier heroin users who dropped out of school. Some variables in the study are strongly correlated with the drug use continuum, and the present heroin user category provides both an end point for that continuum and an indication of the direction (further out on the continuum) in which heavier heroin users are likely to lie.

In sum, the reporting of separate percentages for heroin users among high school seniors permits greater clarity in analyzing other levels of drug use and provides data that may be suggestive about the larger population of young heroin users. But the particular data are clearly limited and should be interpreted with these cautions in mind.

Interpreting Racial Differences. Data are given for the two largest racial/ethnic subgroups in the population—those who identify themselves as white (Caucasian) and those who identify themselves as black or African American. Data are not given for the other ethnic categories (American Indian or Alaska Native, Asian American, Mexican American or Chicano, Puerto Rican, Cuban American, other Hispanic or Latino, or Native Hawaiian or other Pacific Islander) since each of these groups constitutes a small proportion of the sample in any given year, which means that their small *Ns* (in combination with their clustered groupings in a limited number of schools) would yield estimates that would be too unreliable. In fact, even African Americans—who constitute approximately 12 percent of each year's sample—are represented by only 210 to 425 respondents per year on any single questionnaire form. Further, because our sample is a stratified clustered sample, it yields less accuracy than would be yielded by a pure random sample of equal size (see Appendix B for details). Therefore, because of the limited number of cases, the margin of sampling error around any statistic describing African Americans is larger than for most other subgroups described in this volume.

There exists, however, a quick way to determine the replicability of any finding involving racial comparisons. Since most questions are repeated from year to year, one can readily establish the degree to which a finding is replicated by looking at the results for the same question in prior or subsequent years. Given the relatively small *Ns* for African Americans, the reader is urged to seek such replication before putting much faith in the reliability of any particular racial comparison.

There are factors in addition to unreliability, however, that could be misleading in the interpretation of racial differences. Given the social importance that has been placed on various racial differences reported in the social science literature, we would like to caution the reader to consider the various factors that could account for differences. These factors fall into three categories: differential

representation in the sample, differential response tendencies, and the confounding of race with a number of other background and demographic characteristics.

Differential Representation. Census data characterizing American young people in the approximate age range of those in our sample show that somewhat lower proportions of African Americans than whites remain in school through the end of twelfth grade, though these differences have diminished appreciably in recent years. Therefore, a slightly different segment of the African American population than the white population resides in our target population of high school seniors. Further, our samples appear to under-represent slightly those African American males who, according to census figures, *are* in high school at the twelfth grade level. Typically African American males constituted about 6 percent of our sample, whereas census data suggested they should constitute about 7 percent. Therefore, it appears that we are losing more African American males from our target population than white males or females of either race. This may be due to generally poorer attendance rates on the part of some African American males and/or an unwillingness on the part of some to participate in data collections of this sort.

In sum, a smaller segment of the African American population than the white population of high school age is represented by the data contained here. Insofar as any characteristic is associated with being a school dropout or absentee, it is likely to be somewhat disproportionately underrepresented among African Americans in our sample.

Differential Response Tendencies. In examining our full range of variables, we have noted certain racial differences in response tendencies. First, the tendency to state agreement in response to agree-disagree questions is generally somewhat greater among African Americans than among whites. For example, African Americans tend to agree more with the positively worded items in our index of self-esteem, but they also tend to agree more with the negatively worded items. As it happens, that particular index has an equal number of positively and negatively worded items, so that any overall "agreement bias" should be self-canceling when the index score is computed. Since all data in this volume are based on single items, however, group differences in agreement bias are likely to affect results on questions employing the agree-disagree

format. Fortunately, most of our questions are not of that type.

We have also observed a somewhat greater than average tendency for African American respondents to select extreme answer categories on attitudinal scales. For example, even if the same proportion of African Americans as whites feel positively (or negatively) about some subject, fewer of the whites are likely to say they feel *very* positively (or *very* negatively). We do not have any ready explanations for these differences in response styles, but what seems important for our present purposes is that, in the process of interpreting racial differences, the reader should be aware that differences in response to particular questions may be related to these more general tendencies.

A somewhat separate issue in response tendency is a respondent's willingness to answer particular questions. The missing data rate, which can be determined by dividing the number responding to a question by the number taking the questionnaire (given at the top of each page), may reflect willingness to answer particular questions. If a particular question or set of questions has a missing data rate higher than is true for the prior or subsequent questions, then presumably more respondents than usual were unwilling (or perhaps unable) to answer it. We have observed such an exaggerated missing data rate for African American males on the set of questions dealing with the respondent's own use of illicit drugs. Clearly a respondent's willingness to be candid on such questions depends on his or her trust of the research process and of the researchers themselves. We interpret the exaggerated missing data rates for African American males in these sections as possibly reflecting, at least in part, less trust. The reader is advised to check for exceptional levels of missing data when making comparisons on any variable in which candor is likely to be reduced by lower system trust. One bit of additional evidence related to trust in the research process is that higher proportions of African Americans than whites indicated that if they had used marijuana or heroin, they would not have been willing to report it in the survey.

Covariance with Other Factors. Some characteristics such as race are highly confounded (correlated) with other variables—variables that may in fact explain some observed racial differences. Put another way, at the aggregate level we might observe a considerable racial difference on some

characteristic, but once we control for some background characteristics such as socio-economic level or region of the country—that is, once we compare the African American respondents with whites who come from similar backgrounds—there may be no racial difference at all.

Race happens to be correlated with important background and demographic variables much more than some of the other variables dealt with here (such as the respondent's sex). When we compare males and females in this sample, we know that observed differences between them are not likely to be explained by differences in their family backgrounds (such as the socioeconomic level of their families, the region of the country, or the size of the cities in which they grew up) because males and females on the average come from extremely similar backgrounds. A perusal of Section C of Questionnaire Forms 1 through 6, however, will illustrate that on the average the African American subgroup in this sample is quite different from the white subgroup in a number of such respects. A higher proportion of African Americans live in the South and a higher proportion grew up in families with the father and/or mother absent, and more had mothers who worked while they were growing up. A substantially higher proportion of African Americans are Baptists, and African Americans tend to attribute more importance to religion in their lives than do whites. A higher proportion of African American respondents have children, and, on the average, they are slightly older than the white sample. As was mentioned earlier, African American males are more under-represented in our sample than African American females.

We note these differences in demographic, background, and ascriptive characteristics because, in any attempt to understand *why* a racial difference exists, one would want to be able to examine the role of these covarying characteristics. It is not possible, given the amount of data contained in this volume, to "factor out" the contribution of most of these covarying characteristics when interpreting racial differences. Therefore, while the data here may provide a relatively accurate *description* of racial differences (keeping in mind our earlier cautions about representativeness and response style), they do not by themselves yield a great deal by way of explanation.

However, since the full data sets now reside in an archive, described in the Preface, it is possible for the reader to conduct a more in-depth exploration of observed differences — or nondifferences, for that matter. We particularly encourage readers interested in racial comparisons to make further explorations of the data in order to determine the possible role of the other variables discussed here. Users of the data are also encouraged to contact the principal investigators for information on the most recent analyses of racial differences, some of which have been published.*

Change in Race/Ethnicity Question. Since the beginning of the study, respondents have been presented a list of various racial/ethnic categories and instructed to select the *one* category that best describes them. In order to be more consistent with the Office of Management and Budget guidelines' method of assessing race/ethnicity, we revised our race/ethnicity measure. In 2005, the measure was changed in three of the six questionnaire forms. In these changed forms, respondents were presented with a list of racial/ethnic categories and instructed to "select one or more responses." An examination of the data showed that relatively few respondents (about 6% in 2005) selected more than one racial/ethnic category.

For the purposes of the race/ethnicity banner variable used in the 2005 volume, the data from the original race/ethnicity question were combined with data from the changed race/ethnicity question in the following manner: For the original question, respondents were assigned to the racial/ethnic group specified in their response. For the revised question, those checking only White and no other racial/ethnic group were categorized as White; those checking Black or African American and no other racial/ethnic group were categorized as Black. Note that in the combined forms section of the 2005 volume, because some drug use questions occurred in only one or a few forms, there is some variation in the version of the race/ethnicity question upon which the data are based. For the individual form data, the race/ethnicity banner variable is the version of the race/ethnicity question used in that particular form. Thus, in 2005 Forms 2, 4, and 6 contain data for the original race/ethnicity question and Forms 1, 3, and 5

contain data for the changed race/ethnicity question. Based on the analyses that we have examined, we do not believe these different permutations make an appreciable difference in the results. Beginning in the 2006 volume, all questionnaire forms used the revised question on race/ethnicity.

Given the long list of caveats about interpreting racial differences, one might ask why we chose to publish the statistics for racial subgroups at all. After considerable deliberation among ourselves as well as with colleagues more knowledgeable in the field of race relations, we concluded that the expected benefits of making these data available (along with this cautionary discussion) outweigh the potential costs of having them misused. Unfortunately, because African Americans constitute a relatively small proportion of the American population, they constitute too small a number in most surveys to be characterized separately. Because the sample sizes in the present survey are large in comparison to most, we have at least sufficient numbers of cases to consider publishing data on African Americans separately. Further, given the iterative nature of the series, we are also able to provide checks for the replication of findings on different samples each year. While there may be some risk that findings will be taken out of context or used carelessly in ways that might tend to increase racial misunderstandings, there is substantially greater risk that valuable information concerning the races (and relative to their well-being) would be lost if it were not included here.

A Note on the Questions about Amphetamine Use. Prior to the 1982 survey, we discovered that some respondents' answers to questions on amphetamine use erroneously included use of over-the-counter, stay-awake, and diet pills, as well as some "look-alike" pills. In the 1982 survey, we introduced some new questions on the use of amphetamines in order to make it clearer to the respondents that "look-alike" pills and over-the-counter products should be excluded. We also kept the old version of the questions in two questionnaire forms in the 1982 and 1983 surveys so that it would be possible to "splice" the trend lines resulting from the old and new questions. As a result of these changes, the reader who uses these

*An extended analysis and discussion of African American-White differences may be found in Bachman and O'Malley (1984), Bachman, Wallace, O'Malley, Johnston, Kurth, and Neighbors (1991), Wallace, Bachman, O'Malley, Johnston, Schulenberg, and Cooper (2002), Wallace, Bachman, O'Malley, Schulenberg, Cooper, and Johnston (2003), and Wallace, Forman, Guthrie, Bachman, O'Malley, and Johnston (1999).

volumes to examine trends in amphetamine use must be careful not to make inappropriate comparisons. The response distributions shown in the combined Forms 1–5 section (pages 28–29) from 1975 to 1981 contain the responses for Forms 1–5. For 1982 and 1983, that section contains two sets of responses. The first set is for Forms 1, 2, and 4 (with Form 1 double-weighted); these provide what we believe to be the best estimates of current amphetamine use and of trends from 1982 on. The second set of responses is based on Forms 3 and 5, the old versions of the questions; thus, these questions provide the best comparisons for looking at trends over time from 1975 to 1983 (although there is reason to be cautious about these trends because of the erroneous inclusion of nonamphetamines, as described above). Beginning in 1984, all forms used the new versions of the questions.

A Note on the Questions about Alcohol Use. In 1993, the question text was changed slightly in Forms 2, 5, and 6 to indicate that a “drink” meant “more than just a few sips.” As a result of these changes, the reader who uses these volumes to examine trends in alcohol use must be careful not to make inappropriate comparisons. The response distributions shown in the combined forms section for 1975 to 1992 contain the responses for Forms 1–5 (through 1988) or 6 (beginning in 1989). For 1993, that section contains two sets of responses. The first set is for Forms 1, 3, and 4, the old versions of the questions; these questions provide the best comparisons for looking at trends over time from 1975 to 1993. The second set of responses is based on Forms 2, 5, and 6; these provide what we believe to be the best estimates of alcohol use and of trends from 1993 on. Beginning in 1994, all

forms used the new versions of the questions.

A Note on the Questions about the Use of Hallucinogens Other Than LSD and Tranquilizers. In 2001, the questions on the use of hallucinogens other than LSD and tranquilizers were changed slightly in Forms 1, 3, and 5. For hallucinogens other than LSD, the term “other psychedelics” was replaced with “other hallucinogens” and “shrooms” was added to the list of examples. For the tranquilizer list of examples, Miltown was replaced with Xanax. In 2002, the questions in the remaining forms were also changed. The data presented in this volume are the revised data for all forms. Caution must be used when comparing data from 2001 to data from 2002 or when examining long-term trends. As with the revised alcohol questions, the set of old questions in the 2001 data (Forms 2, 4, and 6) are best used for the examination of trends over time from 1975 to 2001. The revised questions in 2001 (Forms 1, 3, and 5) and later are best used for the examination of trends from 2001 on. Beginning in 2002, all forms used the revised questions.

A Note on the Questions about the Use of Narcotics Other Than Heroin. In 2002, the questions on the use of narcotics other than heroin were revised in Forms 1, 2, and 4. The list of examples of narcotics other than heroin was updated: Talwin, laudanum, and paregoric – all of which had negligible rates of use by 2001 – were replaced with Vicodin, OxyContin, and Percocet (and Percodan and Dilaudid in Form 1 only). In 2003, the question text in the remaining forms was also changed. Again, caution must be used in the comparison of trend data involving these revised questions.

Descriptive Results

Introduction to the Table Format and Conventions

Univariate and selected bivariate percentage distributions are given in this section for all questions asked of this year's senior class. The definitions of column headings and the source of the standard content for each table are given below under the numbers indicated in Figure 1.

Definitions of Column Headings

① **Questionnaire Form.** The form from which all data on the page were derived is given here. When the designation "Forms 1-6" is used, it indicates that responses from students completing all six questionnaires (or, in some cases, two or more of the questionnaires) have been combined; accordingly, the numbers of respondents in each column are six times as large as for questions contained in a single form only.

② **Total Sample.** Univariate percentage distributions based on the total sample of respondents are given in this column.

③ **Sex.** Percentage distributions are given separately for males (M) and females (F). Respondents with missing data on the question asking the respondent's sex (question C03) are omitted from both groups.

④ **Race.** Percentage distributions are given separately for those checking "White (Caucasian)" and *no other racial/ethnic group* (White) and for those checking "Black or African American" and *no other racial/ethnic group* (Black) in the changed version of the race/ethnicity question. Comparable columns for the other racial or ethnic groups (Mexican American or Chicano, Cuban American, Puerto Rican, other Hispanic or Latino, Asian American, American Indian or Alaska Native, or Native Hawaiian or other Pacific Islander) are not shown because of the low number

of cases in each group. *Note:* See the caveats regarding the interpretation of racial differences and the changes to the race/ethnicity question in the Introduction section of this volume.

⑤ **Region.** Percentage distributions are given separately for respondents living in each of four mutually exclusive regions of the country. The regional classifications are based on Census categories and are defined as follows:

Northeast (NE): Census classifications of New England and Middle Atlantic states; includes Maine, New Hampshire, Vermont, Massachusetts, Rhode Island, Connecticut, New York, New Jersey, and Pennsylvania.

North Central (NC): This is synonymous with the Midwest. The North Central (NC) abbreviation is used in the column headings. Census classifications of East North Central and West North Central states; includes Ohio, Indiana, Illinois, Michigan, Wisconsin, Minnesota, Iowa, Missouri, North Dakota, South Dakota, Nebraska, and Kansas.

South (S): Census classifications of South Atlantic, East South Central, and West South Central states; includes Delaware, Maryland, District of Columbia, Virginia, West Virginia, North Carolina, South Carolina, Georgia, Florida, Kentucky, Tennessee, Alabama, Mississippi, Arkansas, Louisiana, Oklahoma, and Texas.

West (W): Census classifications of Mountain and Pacific states; includes Montana, Idaho, Wyoming, Colorado, New Mexico, Arizona, Utah, Nevada, Washington, Oregon, and California.

⑥ **Four-Year College Plans.** Percentage distributions are given separately for (1) respondents who indicate that they "definitely will" or "probably will" graduate from a four-year college program (Yes) and (2) those who say that they "definitely won't" or "probably won't"

graduate from a four-year college program (No), based on responses to question C21d. Respondents not answering question C21d are omitted from both columns. (A number of those who do not expect to complete a four-year college program *do* expect to get some post-secondary education, as may be seen in the tables for questions C21a and C21c.)

⑦ Illicit Drug Use: Lifetime. Percentage distributions are given separately for five mutually exclusive subgroups differentiated by their degree of involvement with illicit drugs. Eligibility for each category is defined below.

None: This column contains data from those respondents who indicated that they had not used marijuana at any time and did not report use of any of the following illicit drugs in their lifetime: LSD, other psychedelics, cocaine, amphetamines, tranquilizers, methaqualone, barbiturates, heroin, or other narcotics.*

Marijuana Only: This column contains data from other respondents who indicated that they had used marijuana (or hashish) but had never used any of the other illicit drugs listed above.

Few Pills: This column contains data from those respondents who indicated having used one or more of the above listed drugs (other than marijuana) but who had not used any one class of them on three or more occasions *and* who had not used heroin at all.

More Pills: This column contains data from respondents who had used any of the above listed drugs (other than marijuana) on three or more occasions but who had never used heroin.

Any Heroin: This column contains data from those respondents who indicated having used heroin on one or more occasions in their lifetime.

⑧ N (Weighted Number of Cases). This row contains the number of students who turned in questionnaires in each of the categories indicated by the column headings. The number of cases is stated in terms of the weighted number of respondents rather than the actual number, since all percentages in the tables have been calculated using weighted cases. The actual number of respondents generally is about 15 percent higher than the weighted number for data collected in 1975, 1976, and 1977. (A comparison of weighted

and unweighted numbers is provided in Table B-1 in Appendix B.) For data collected in 1978 or later, the actual number of respondents is roughly equal to the weighted number. Weighting is used to improve the accuracy of estimates by correcting for unequal probabilities of selection that arise in the multi-stage sampling procedures.

⑨ Percentage of Weighted Total. This row indicates the percentage of the total number of respondents who fall into the category indicated by each column heading. Unlike all other percentages on the page, which can be summed vertically, these percentages sum horizontally. To the extent that the subcategories in a column (e.g., males and females) fail to sum to 100 percent, cases have been eliminated because of missing data on the variable in question (e.g., sex) or, in the case of race, because several subcategories have been omitted intentionally.

Table Contents

⑩ Questions and Answers. Each question along with its accompanying answer alternatives is presented verbatim. The alphanumeric prefix to the question indicates the section of the questionnaire in which it is located and its sequence within that section. So, for example, a prefix of B12c indicates that the item was question 12c in the B section of the questionnaire.

⑪ Item Reference Number. This is a unique identification number permanently assigned to each question. Any question may be located in the Question Index of the 1975-81 volumes by using this number and in the Question Index of all subsequent volumes by using this number in conjunction with the subject area code.

⑫ Subject Area Code. Every question has been classified into one or more subject areas; the alphanumeric code indicates the subject area (or areas) applicable to the question shown. The complete listing of subject areas is presented in Table 4 (at the beginning of the Question Index near the end of this volume). Starting with the 1982 volume, the Question Index is ordered first by subject area and then (within areas) by item reference number.

*Inhalants (including the amyl and butyl nitrites) are not included in this list of illicit drugs because the relevant questions are not contained in all questionnaire forms or in all years of the study. Similarly, the use of PCP is counted only if it was reported under "other hallucinogens" use because specific questions about PCP are not included in all forms or years. This results in a few apparent inconsistencies in the tables relating the drug use index to specific questions about these drugs.

(defined by the column heading) who answered the question is given just below the percentage distribution. The number of nonrespondents may be determined by subtracting this weighted number answering from the weighted number taking the questionnaire, shown at the top of the same column. Nonresponse may be due to the subject not answering the question, even though it pertains to him or her, or to the subject skipping inappropriate questions as instructed on a prior item.

Figure 1
Guide to Table Format

QUESTIONNAIRE FORM 1-6 1990		TOTAL	SEX		RACE		REGION				4YR COLLEGE PLANS		ILLICIT DRUG USE: LIFETIME					
			M	F	White	Black	NE	NC	S	W	Yes	No	None	Man- juana Only	Few Pills	More Pills	Any Her- oin	
N (Weighted No. of Cases) % of Weighted Total		15676 100.0	7862 50.2	7241 46.2	11410 72.8	1614 10.3	3358 21.4	4284 27.3	5262 33.6	2773 17.7	10245 65.4	4332 27.6	8006 51.1	2901 18.5	1872 11.9	2380 15.2	194 1.2	
These next questions ask for some back- ground information about yourself																		
C01: In what year were you born?																		
1 Before 70		0.4	0.5	0.3	0.2	0.6	0.4	0.2	0.7	0.3	0.3	0.7	0.4	0.3	0.8	0.4	0.2	2.7
2 1970		3.2	4.0	2.0	2.0	5.4	2.4	2.4	4.7	2.6	1.8	5.5	3.2	3.3	2.7	3.0	4.4	7.5
3 1971		28.7	32.4	24.7	27.3	32.3	24.3	32.7	29.5	26.2	25.5	34.9	27.6	28.8	29.8	30.7	27.5	64.9
4 1972		66.5	62.2	71.4	69.6	60.1	71.0	64.2	64.1	69.0	71.0	58.3	67.3	66.7	66.1	65.1	64.9	64.9
5 1973		1.1	0.9	1.4	1.0	1.3	1.7	0.6	0.8	1.9	1.4	0.4	1.5	0.8	0.6	0.9	0.5	0.5
6 1974		-	-	-	-	-	-	-	-	-	-	-	-	-	-	-	-	-
7 1975		-	-	-	-	-	-	-	-	-	-	-	-	-	-	-	-	-
8 After 1975		-	-	-	-	-	0.1	-	-	-	-	-	-	-	-	-	-	-
Item 10 Subject R01		N 15360	7854	7239	11403	1614	3270	4230	5128	2732	10213	4309	7925	2869	1858	2347	191	191
C02: In what month were you born?																		
01 January		8.3	8.4	8.1	8.2	7.8	7.8	8.8	8.3	8.0	8.1	8.3	8.3	7.7	8.3	9.3	6.9	6.9
02 February		8.0	7.8	8.2	8.1	7.5	7.6	8.1	8.3	7.6	8.2	7.5	7.6	8.9	8.0	8.0	7.5	7.5
03 March		8.3	8.2	8.6	8.7	7.8	8.5	8.7	8.0	8.0	8.4	8.1	8.4	8.8	8.3	7.6	5.0	5.0
04 April		8.4	8.7	7.9	8.3	9.4	8.9	7.8	8.7	8.0	8.7	8.1	8.3	8.6	8.2	8.4	9.6	9.6
05 May		8.3	8.3	8.3	8.1	8.4	8.7	8.3	7.9	8.5	8.1	8.7	8.0	8.6	8.8	8.7	7.8	7.8
06 June		7.9	7.7	8.2	7.9	7.7	8.3	7.3	8.2	7.7	7.9	8.0	7.8	8.2	7.5	8.1	10.5	10.5
07 July		8.6	8.6	8.6	8.7	8.1	9.1	8.5	8.1	9.3	8.5	9.1	8.5	8.9	8.8	8.2	12.6	12.6
08 August		8.7	8.7	8.7	8.8	8.3	8.4	8.0	9.4	9.1	8.7	9.0	9.3	8.1	8.4	8.0	7.6	7.6
09 September		8.3	8.1	8.9	8.2	9.4	7.9	8.9	7.8	8.9	8.3	8.3	8.8	7.6	8.7	7.7	5.0	5.0
10 October		8.5	8.6	8.3	8.5	9.1	8.3	8.6	8.6	8.4	8.5	8.5	8.6	7.6	8.8	9.4	5.1	5.1
11 November		8.1	8.3	7.5	8.1	7.9	8.1	8.1	8.1	8.0	8.4	7.2	8.2	8.7	6.9	7.6	8.6	8.6
12 December		8.6	8.6	8.7	8.4	8.7	8.4	8.7	8.5	8.5	8.3	9.1	8.1	8.5	9.3	9.0	13.9	13.9
Item 20 Subject R01		N 15343	7845	7237	11393	1612	3270	4226	5120	2727	10205	4301	7919	2865	1855	2340	191	191
C03: What is your sex?																		
1 Male		52.1	100.0	-	52.8	45.8	53.6	51.6	51.3	52.2	51.0	52.8	50.0	54.8	52.5	53.8	65.5	65.5
2 Female		47.9	-	100.0	47.2	54.2	46.4	48.4	48.7	47.8	49.0	47.2	50.0	45.2	47.5	46.2	34.5	34.5
Item 30 Subject R01		N 15103	7862	7241	11246	1567	3229	4158	5031	2685	10081	4214	7803	2809	1832	2307	185	185
C04: How do you describe yourself?																		
1 American Indian		1.4	1.5	1.3	-	-	1.5	1.4	1.1	2.0	0.9	2.7	1.2	1.1	1.8	2.3	2.4	2.4
2 Black or Afro-American		10.6	9.2	11.9	-	100.0	5.4	3.4	22.9	4.8	9.5	11.2	13.8	10.2	6.3	2.8	3.3	3.3
3 Mexican American or Chicano		5.7	5.7	5.8	-	-	0.2	2.6	9.7	9.6	4.8	7.7	5.9	5.7	6.1	4.5	4.9	4.9
4 Puerto Rican or other Latin American		2.3	2.4	2.2	-	-	4.9	0.6	2.2	1.8	2.4	1.8	2.4	1.8	2.4	2.0	2.5	2.5
5 Oriental or Asian American		2.8	3.0	2.6	-	-	2.0	1.1	1.1	9.8	3.6	0.8	4.0	1.6	1.4	1.3	2.8	2.8
6 White or Caucasian		75.0	76.0	74.2	100.0	-	83.3	89.0	61.5	68.3	77.0	73.0	70.3	77.9	79.9	85.0	80.6	80.6
7 Other		2.2	2.3	2.1	-	-	2.7	1.7	1.5	3.7	2.7	1.8	2.3	1.8	2.1	2.0	3.6	3.6
Item 40 Subject R01		N 15223	7804	7166	11410	1614	3244	4200	5096	2683	10135	4279	7862	2840	1845	2318	189	189
C05: Where did you grow up mostly?																		
1 On a farm		5.5	5.8	5.1	6.4	2.8	1.5	7.8	6.2	5.2	4.1	8.8	6.2	3.6	5.2	5.1	6.9	6.9
2 In the country not on a farm		-	-	-	14.8	19.3	11.1	13.9	20.8	9.7	11.8	22.0	16.0	11.8	14.9	14.4	10.3	10.3
3 In a small town		-	-	-	-	-	45.2	30.8	30.2	19.2	30.9	33.7	31.2	31.7	31.6	33.7	26.1	26.1
4 In a large town		-	-	-	-	-	11.1	10.2	16.4	10.6	10.6	10.6	10.3	11.8	9.7	10.0	10.0	
5 In a city		-	-	-	-	-	7.2	6.3	6.3	9.2	5.9	9.2	7.6	9.6	9.6	9.6	9.6	
6 In a city		-	-	-	-	-	1.1	1.1	1.1	1.1	1.1	1.1	1.1	1.1	1.1	1.1	1.1	

QUESTIONNAIRE FORM 1-6 2010	TOTAL	SEX		RACE		REGION				COLLEGE PLANS?		ILLICIT DRUG USE: LIFETIME				
		M	F	White	Black	NE	NC	S	W	Yes	No	None	Mari- juana Only	Few Pills	More Pills	Any Her- oin
<i>N (Weighted No. of Cases):</i> <i>% of Weighted Total:</i>	15127 100.0	6864 45.4	7221 47.7	8497 56.2	1771 11.7	2876 19.0	3328 22.0	5689 37.6	3235 21.4	11514 76.1	2237 14.8	7499 49.6	3470 22.9	1310 8.7	1979 13.1	227 1.5
These next questions ask for some background information about yourself.																
C01: In what year were you born?																
1. Before '88	0.2	0.2	0.2	*	0.5	0.3	0.2	0.3	*	0.1	0.7	0.2	0.1	0.1	0.4	0.4
2. 1988	*	*	-	-	-	-	*	-	-	*	-	-	-	-	0.1	-
3. 1989	0.2	0.2	0.1	0.2	0.3	0.1	0.1	0.3	0.3	0.2	0.5	0.2	0.1	-	0.5	1.2
4. 1990	2.0	2.7	1.4	1.2	3.9	1.1	1.6	3.3	1.1	1.3	4.4	2.0	2.0	2.2	1.4	3.4
5. 1991	33.3	36.9	29.9	34.8	35.0	24.8	42.0	35.4	28.1	32.5	38.8	32.6	32.7	34.2	35.8	36.0
6. 1992	63.4	59.4	67.4	63.2	59.1	72.7	55.3	60.0	69.7	65.1	55.4	64.4	64.2	62.6	61.2	57.1
7. 1993	0.7	0.6	0.9	0.5	1.1	1.0	0.6	0.7	0.6	0.8	0.2	0.7	0.9	0.9	0.6	1.0
8. After 1993	0.1	0.1	0.1	*	0.1	-	0.1	0.1	0.1	0.1	*	0.1	*	-	0.1	0.9
<i>Item 10 Subject R01</i>	<i>N 14477</i>	<i>6847</i>	<i>7217</i>	<i>8478</i>	<i>1769</i>	<i>2686</i>	<i>3262</i>	<i>5377</i>	<i>3153</i>	<i>11429</i>	<i>2205</i>	<i>7367</i>	<i>3377</i>	<i>1293</i>	<i>1930</i>	<i>215</i>
C02: In what month were you born?																
01. January	8.3	8.2	8.5	7.8	10.9	8.1	7.6	8.8	8.6	8.4	7.8	8.8	7.7	9.7	7.3	7.0
02. February	7.5	7.2	7.7	7.7	6.1	7.3	7.8	7.6	7.1	7.5	7.2	7.4	6.8	8.8	7.6	10.6
03. March	9.0	9.4	8.7	8.9	9.0	8.2	9.7	8.9	9.1	9.1	8.6	8.9	9.0	9.4	9.2	7.5
04. April	8.8	9.2	8.3	8.9	9.0	9.0	8.1	9.0	9.1	8.8	9.3	9.2	8.9	9.3	7.1	11.0
05. May	9.0	9.1	8.9	9.4	8.0	9.4	9.4	8.0	10.1	8.9	9.4	9.3	8.3	9.4	9.5	6.5
06. June	8.8	9.2	8.7	8.6	9.4	8.9	7.9	9.4	8.6	8.7	9.6	8.7	9.3	8.3	9.0	9.3
07. July	9.1	8.7	9.5	9.2	8.7	8.8	9.6	8.7	9.6	9.2	9.1	9.0	9.4	9.5	9.2	9.0
08. August	8.7	8.7	8.7	8.9	9.0	8.9	8.4	9.3	8.1	8.6	9.8	9.0	8.0	7.6	9.2	11.9
09. September	5.6	5.4	6.0	5.6	5.2	5.5	5.9	5.5	5.4	5.5	5.2	5.5	6.5	4.6	4.7	4.2
10. October	8.4	8.5	8.4	8.6	7.8	8.8	8.4	8.4	8.0	8.4	8.3	8.2	9.5	7.0	8.6	6.8
11. November	8.1	7.9	7.8	8.2	6.9	8.9	8.1	7.7	8.0	8.0	8.1	7.9	7.6	8.5	8.7	10.7
12. December	8.6	8.6	8.9	8.1	10.1	8.4	8.9	8.6	8.3	8.7	7.6	8.2	8.8	7.9	9.9	5.3
<i>Item 20 Subject R01</i>	<i>N 13985</i>	<i>6609</i>	<i>6986</i>	<i>8207</i>	<i>1709</i>	<i>2589</i>	<i>3157</i>	<i>5193</i>	<i>3046</i>	<i>11059</i>	<i>2123</i>	<i>7140</i>	<i>3260</i>	<i>1248</i>	<i>1857</i>	<i>203</i>
C03: What is your sex?																
1. Male	48.7	100.0	-	50.3	46.2	47.1	53.8	46.0	49.5	46.2	59.9	46.0	50.7	49.8	52.8	63.8
2. Female	51.3	-	100.0	49.7	53.8	52.9	46.2	54.0	50.5	53.8	40.1	54.0	49.3	50.2	47.2	36.2
<i>Item 30 Subject R01</i>	<i>N 14084</i>	<i>6864</i>	<i>7221</i>	<i>8291</i>	<i>1698</i>	<i>2619</i>	<i>3184</i>	<i>5205</i>	<i>3077</i>	<i>11161</i>	<i>2133</i>	<i>7191</i>	<i>3267</i>	<i>1262</i>	<i>1890</i>	<i>204</i>
C04: How do you describe yourself? (Select one or more responses.)																
A. Black or African American	15.5	14.2	16.4	-	100.0	11.6	12.3	24.5	6.9	15.2	14.1	15.7	20.1	10.3	8.4	11.9
B. Mexican American or Chicano	9.4	9.4	9.3	-	-	1.5	4.6	7.6	24.1	8.9	10.6	9.2	9.8	11.1	8.1	10.5
C. Cuban American	0.8	0.8	0.6	-	-	1.5	0.5	0.7	0.5	0.7	0.9	0.6	0.8	0.8	1.1	2.3
D. Puerto Rican	3.1	2.9	3.1	-	-	8.9	1.1	2.8	0.8	2.9	2.9	2.8	3.9	2.1	2.8	2.3
E. Other Hispanic or Latino	7.6	6.3	8.9	-	-	8.8	2.3	7.8	11.9	7.4	7.7	7.3	9.1	8.2	6.2	5.9
F. Asian American	4.7	4.7	4.7	-	-	6.4	3.2	3.2	7.3	5.1	2.5	5.9	3.4	3.0	3.4	3.3
G. White (Caucasian)	64.4	66.4	63.0	100.0	-	70.3	79.7	59.2	52.5	65.2	66.4	63.5	59.2	70.8	74.7	74.8
H. American Indian or Alaska Native	4.0	4.0	4.0	-	-	2.6	3.5	3.2	7.1	3.9	4.3	3.4	4.2	5.0	5.3	5.8
I. Native Hawaiian or Other Pacific Islander	1.4	1.5	1.1	-	-	1.2	1.0	1.1	2.3	1.4	1.1	1.1	1.5	1.2	1.8	1.6
<i>Item 41-49 Subject R01</i>	<i>N 14394</i>	<i>6812</i>	<i>7172</i>	<i>8497</i>	<i>1771</i>	<i>2658</i>	<i>3260</i>	<i>5339</i>	<i>3137</i>	<i>11373</i>	<i>2196</i>	<i>7323</i>	<i>3358</i>	<i>1287</i>	<i>1926</i>	<i>215</i>
C05: Where did you grow up mostly?																
1. On a farm	5.6	6.4	4.6	7.1	3.3	3.3	7.8	6.6	3.5	4.5	10.7	6.3	3.0	5.5	7.0	9.7
2. In the country, not on a farm	13.1	13.8	12.6	17.4	9.8	9.2	13.6	18.1	7.7	11.9	20.1	13.7	11.6	12.2	13.5	13.8
3. In a small city or town (under 50,000 people)	28.8	28.4	29.1	33.1	21.4	35.5	29.5	26.6	25.6	28.7	29.4	29.4	30.0	27.6	27.0	22.7
4. In a medium-sized city (50,000-100,000)	14.4	13.5	15.6	12.5	17.8	12.0	10.9	12.9	23.0	14.9	13.0	14.6	14.6	13.7	14.0	13.3
5. In a suburb of a medium-sized city	10.7	10.7	10.5	11.3	9.7	12.5	12.1	8.5	11.3	11.5	7.8	10.1	11.3	11.8	11.4	10.6
6. In a large city (100,000-500,000)	11.7	10.1	13.3	5.8	18.8	12.8	11.0	10.8	13.3	11.9	9.7	11.0	14.0	12.7	9.7	7.7
7. In a suburb of a large city	6.3	6.9	5.9	7.0	4.7	6.4	8.0	5.5	6.0	7.0	2.9	5.8	6.4	7.5	7.9	7.6
8. In a very large city (over 500,000)	5.9	6.2	5.8	2.6	10.8	5.1	4.4	7.4	5.8	6.1	4.2	6.0	6.1	5.1	5.3	10.5
9. In a suburb of a very large city	3.4	4.0	2.7	3.2	3.6	3.3	2.7	3.5	3.9	3.6	2.1	3.2	3.1	3.8	4.2	4.2
<i>Item 50 Subject R03</i>	<i>N 13259</i>	<i>6278</i>	<i>6563</i>	<i>7885</i>	<i>1595</i>	<i>2503</i>	<i>3059</i>	<i>4851</i>	<i>2847</i>	<i>10575</i>	<i>1970</i>	<i>6802</i>	<i>3115</i>	<i>1172</i>	<i>1731</i>	<i>196</i>
C06: What is your present marital status?																
1. Married	3.1	3.1	2.8	2.6	3.8	3.0	2.6	3.2	3.4	2.9	3.9	3.2	2.5	3.0	3.2	3.0
2. Engaged	5.1	3.8	6.2	4.5	5.4	2.9	3.9	6.6	5.5	4.1	10.0	3.5	5.7	5.9	7.9	14.8
3. Separated/divorced	1.5	1.5	1.3	1.2	2.2	1.4	1.5	1.6	1.2	1.3	2.2	1.2	1.4	1.5	2.1	2.7
4. Single	90.4	91.6	89.7	91.7	88.7	92.7	92.0	88.6	89.9	91.8	83.9	92.1	90.4	89.5	86.8	79.5
<i>Item 60 Subject D01, R01</i>	<i>N 14342</i>	<i>6752</i>	<i>7126</i>	<i>8390</i>	<i>1743</i>	<i>2625</i>	<i>3238</i>	<i>5342</i>	<i>3137</i>	<i>11364</i>	<i>2198</i>	<i>7305</i>	<i>3339</i>	<i>1291</i>	<i>1916</i>	<i>216</i>

* = less than .05 percent.

DESCRIPTIVE RESULTS: 2010

21

QUESTIONNAIRE FORM 1-6 2010	TOTAL	SEX		RACE		REGION				COLLEGE PLANS?		ILLICIT DRUG USE: LIFETIME				
		M	F	White	Black	NE	NC	S	W	Yes	No	None	Mari- juana Only	Few Pills	More Pills	Any Her- oin
<i>N (Weighted No. of Cases):</i>	15127	6864	7221	8497	1771	2876	3328	5689	3235	11514	2237	7499	3470	1310	1979	227
<i>% of Weighted Total:</i>	100.0	45.4	47.7	56.2	11.7	19.0	22.0	37.6	21.4	76.1	14.8	49.6	22.9	8.7	13.1	1.5
C07: How many brothers and sisters do you have? (Include step-brothers and sisters and half-brothers and sisters.)																
C07A: Older brothers and sisters																
0. None	30.1	31.2	29.2	31.7	22.6	34.8	29.0	29.2	28.9	31.2	25.9	32.1	28.6	28.7	26.8	32.7
1. One	33.2	34.4	32.5	36.2	25.5	35.0	34.1	32.5	31.8	33.2	32.4	33.8	33.4	33.7	30.9	30.4
2. Two	17.9	17.3	18.1	17.6	18.1	17.3	17.7	17.9	18.7	17.7	19.3	16.1	18.8	20.0	21.1	16.2
3. Three	8.7	8.5	8.9	7.6	13.3	6.4	9.6	9.2	9.0	8.4	10.6	8.4	8.7	9.3	9.2	7.8
4. Four	4.2	3.9	4.6	3.5	5.9	2.4	4.1	4.6	5.3	4.1	4.5	4.0	4.3	3.5	5.5	4.5
5. Five	2.4	2.2	2.6	1.8	4.7	2.1	2.4	2.8	2.2	2.2	2.9	2.3	2.6	2.5	2.7	3.0
6. Six or more	3.4	2.6	4.1	1.6	9.9	2.0	3.1	3.9	4.1	3.2	4.4	3.3	3.5	2.3	3.8	5.5
<i>Item 75 Subject R02</i>	<i>N 11250</i>	<i>5265</i>	<i>5651</i>	<i>6559</i>	<i>1382</i>	<i>2055</i>	<i>2556</i>	<i>4192</i>	<i>2447</i>	<i>8921</i>	<i>1738</i>	<i>5702</i>	<i>2651</i>	<i>1024</i>	<i>1495</i>	<i>166</i>
C07B: Younger brothers and sisters																
0. None	32.7	32.8	32.6	36.4	25.7	36.0	32.1	33.0	29.9	33.1	31.7	31.0	32.6	37.2	37.2	33.5
1. One	32.8	33.9	32.0	34.7	28.2	35.7	32.9	31.8	32.2	33.0	32.0	34.1	32.1	31.6	30.5	31.2
2. Two	18.2	17.8	18.3	16.3	18.8	16.7	18.0	18.4	19.1	18.3	16.9	18.9	17.8	17.1	16.2	14.9
3. Three	8.1	7.7	8.5	6.6	11.6	6.0	8.6	7.9	9.9	7.8	8.1	8.4	8.4	7.3	7.0	8.3
4. Four	3.9	3.6	4.2	3.1	6.5	2.8	3.1	4.6	4.5	3.6	5.6	3.9	4.1	3.1	3.7	5.3
5. Five	2.0	1.9	2.2	1.6	3.7	1.5	2.3	2.2	2.0	2.0	2.4	1.9	2.6	2.1	2.0	2.2
6. Six or more	2.3	2.2	2.2	1.4	5.4	1.3	3.1	2.2	2.5	2.1	3.3	1.9	2.4	1.7	3.4	4.7
<i>Item 76 Subject R02</i>	<i>N 11106</i>	<i>5245</i>	<i>5533</i>	<i>6451</i>	<i>1328</i>	<i>2033</i>	<i>2503</i>	<i>4128</i>	<i>2442</i>	<i>8839</i>	<i>1703</i>	<i>5672</i>	<i>2594</i>	<i>994</i>	<i>1479</i>	<i>166</i>
C07C: Which of the following people live in the same household with you? (Mark ALL that apply.)																
A. I live alone	1.0	1.2	0.7	0.6	2.2	0.6	1.1	1.2	1.0	0.7	2.3	0.6	0.6	0.7	2.6	4.0
B. Father (or male guardian)	70.7	73.8	68.4	77.5	40.3	73.3	74.1	64.3	75.8	72.7	64.0	74.5	68.0	69.7	64.2	63.5
C. Mother (or female guardian)	89.0	88.1	90.2	89.7	83.4	91.7	89.9	87.4	88.4	90.8	80.9	91.8	89.1	87.2	82.4	74.6
D. Brother(s) and/or sister(s)	66.7	65.8	68.1	66.0	58.3	70.6	66.5	62.6	70.6	68.5	59.2	69.8	67.0	65.2	59.7	45.2
E. Grandparent(s)	7.3	7.2	7.1	5.6	10.1	7.7	4.7	7.8	8.8	6.9	8.5	6.9	7.5	7.2	7.6	12.5
F. My husband/wife	0.8	0.6	0.9	0.5	0.9	0.5	0.5	1.1	1.1	0.6	1.6	0.5	0.7	0.6	1.7	4.3
G. My children	1.1	0.5	1.6	0.5	2.4	0.9	0.8	1.4	1.2	0.9	2.0	0.6	1.5	1.6	1.4	2.8
H. Other relative(s)	7.4	6.6	8.0	4.7	11.6	5.9	5.5	7.6	10.2	7.0	8.4	6.5	8.6	7.5	8.2	8.8
I. Non-relative(s)	4.6	4.2	5.1	4.7	2.8	3.7	4.9	4.8	4.9	4.2	6.9	3.1	5.6	5.7	7.5	11.0
<i>Item 80-160 Subject R03</i>	<i>N 14378</i>	<i>6773</i>	<i>7149</i>	<i>8429</i>	<i>1738</i>	<i>2633</i>	<i>3254</i>	<i>5346</i>	<i>3145</i>	<i>11429</i>	<i>2212</i>	<i>7331</i>	<i>3355</i>	<i>1286</i>	<i>1927</i>	<i>214</i>
The next three questions ask about your parents. If you were raised mostly by foster parents, step-parents, or others, answer for them. For example, if you have both a step-father and a natural father, answer for the one that was most important in raising you.																
C08: What is the highest level of schooling your father completed?																
1. Completed grade school or less	4.5	4.0	5.0	1.0	3.4	2.6	2.6	4.9	7.4	4.1	5.9	4.8	3.8	4.0	4.1	5.7
2. Some high school	11.8	10.7	12.5	9.4	14.1	10.6	8.5	14.5	11.5	10.3	18.1	10.1	13.3	13.2	13.1	13.5
3. Completed high school	27.0	27.0	26.6	27.7	30.2	28.6	26.9	29.2	21.8	25.4	34.1	26.6	27.6	26.9	26.6	32.6
4. Some college	16.5	16.4	16.8	17.8	15.8	15.5	17.9	15.3	18.0	17.4	12.9	15.8	17.4	19.2	17.2	11.6
5. Completed college	21.2	23.0	19.6	26.2	15.0	24.0	25.1	18.2	19.8	23.1	13.1	22.2	20.4	19.8	20.7	19.7
6. Graduate or professional school after college	11.3	11.6	11.3	13.7	6.7	11.8	13.2	9.1	12.5	12.9	3.8	12.9	9.3	9.6	10.6	7.1
7. Don't know, or does not apply	7.8	7.3	8.2	4.2	14.8	6.8	5.8	8.9	8.9	6.7	12.1	7.5	8.2	7.3	7.7	9.8
<i>Item 310 Subject R02</i>	<i>N 14359</i>	<i>6754</i>	<i>7132</i>	<i>8424</i>	<i>1722</i>	<i>2626</i>	<i>3249</i>	<i>5334</i>	<i>3151</i>	<i>11455</i>	<i>2217</i>	<i>7323</i>	<i>3347</i>	<i>1281</i>	<i>1918</i>	<i>217</i>
C09: What is the highest level of schooling your mother completed?																
1. Completed grade school or less	4.3	3.5	4.9	0.8	3.0	2.1	1.8	4.7	8.0	3.9	6.0	4.4	4.3	4.0	3.5	6.4
2. Some high school	8.1	6.7	9.2	5.4	8.7	7.1	4.7	10.2	9.1	6.8	13.8	6.8	9.1	9.5	9.6	8.1
3. Completed high school	24.2	24.5	23.9	25.5	24.0	25.4	24.9	25.2	20.7	23.0	30.6	23.9	24.7	24.1	24.5	19.7
4. Some college	21.0	20.5	21.7	21.8	23.5	19.4	20.7	21.0	22.8	21.5	19.6	20.1	21.2	22.0	24.0	23.0
5. Completed college	26.4	29.0	24.3	31.3	23.7	28.2	32.2	24.1	23.1	28.3	18.4	27.8	25.9	25.3	24.6	23.8
6. Graduate or professional school after college	11.3	10.9	11.9	12.9	11.1	14.1	12.3	10.0	10.3	12.8	4.3	12.0	11.0	11.2	10.1	9.4
7. Don't know, or does not apply	4.6	4.9	4.0	2.3	5.9	3.7	3.4	4.9	6.0	3.8	7.2	5.0	3.8	4.0	3.7	9.7
<i>Item 320 Subject R02</i>	<i>N 14366</i>	<i>6754</i>	<i>7139</i>	<i>8424</i>	<i>1724</i>	<i>2627</i>	<i>3247</i>	<i>5344</i>	<i>3148</i>	<i>11461</i>	<i>2220</i>	<i>7321</i>	<i>3350</i>	<i>1282</i>	<i>1921</i>	<i>217</i>

QUESTIONNAIRE FORM 1-6 2010	TOTAL	SEX		RACE		REGION				COLLEGE PLANS?		ILLICIT DRUG USE: LIFETIME				
		M	F	White	Black	NE	NC	S	W	Yes	No	None	Mari- juana Only	Few Pills	More Pills	Any Her- oin
<i>N (Weighted No. of Cases):</i>	15127	6864	7221	8497	1771	2876	3328	5689	3235	11514	2237	7499	3470	1310	1979	227
<i>% of Weighted Total:</i>	100.0	45.4	47.7	56.2	11.7	19.0	22.0	37.6	21.4	76.1	14.8	49.6	22.9	8.7	13.1	1.5
C10: Did your mother have a paid job (half-time or more) during the time you were growing up?																
1. No	12.6	12.9	12.4	12.3	8.5	11.3	11.7	11.8	15.8	12.3	14.1	13.9	10.9	11.0	10.8	10.0
2. Yes, some of the time when I was growing up	18.5	19.2	17.8	19.8	12.4	18.5	17.6	17.0	21.8	19.0	15.5	19.0	16.5	19.8	19.4	15.9
3. Yes, most of the time	18.8	19.9	17.6	17.9	18.9	17.0	17.5	19.2	20.8	17.9	22.2	18.3	18.5	20.6	19.8	22.4
4. Yes, all or nearly all of the time	50.2	48.0	52.2	49.9	60.2	53.1	53.3	52.0	41.6	50.9	48.3	48.8	54.1	48.6	50.1	51.7
<i>Item 330 Subject R02</i>	<i>N 14278</i>	<i>6711</i>	<i>7101</i>	<i>8403</i>	<i>1704</i>	<i>2594</i>	<i>3244</i>	<i>5310</i>	<i>3131</i>	<i>11422</i>	<i>2217</i>	<i>7284</i>	<i>3330</i>	<i>1280</i>	<i>1909</i>	<i>213</i>
C11: How would you describe your political preference?																
1. Strongly Republican	10.1	12.5	7.9	14.3	2.8	5.9	10.2	13.4	8.1	10.0	10.6	11.3	7.3	10.6	10.2	8.4
2. Mildly Republican	12.4	13.6	11.4	16.0	4.5	8.9	14.0	13.1	12.3	13.1	9.9	13.6	10.3	11.4	12.2	12.6
3. Mildly Democrat	13.3	12.7	13.9	11.0	17.7	16.8	13.5	11.2	13.8	14.3	8.3	11.7	16.2	15.3	13.8	10.2
4. Strongly Democrat	9.4	8.1	10.5	6.1	25.3	9.7	9.5	9.8	8.5	9.6	7.6	8.9	11.4	7.1	8.8	9.5
5. Independent	11.2	12.0	10.2	12.3	8.4	11.2	9.8	10.5	13.6	11.1	11.3	10.6	10.3	14.4	12.3	15.0
6. No preference	15.9	17.3	14.8	15.1	12.9	17.1	17.3	14.8	15.4	15.4	19.5	15.6	16.3	15.5	17.0	23.1
7. Other	2.3	3.3	1.4	2.4	2.3	2.0	2.8	1.6	3.1	2.2	3.0	2.1	1.7	3.2	3.2	5.6
8. Don't know, haven't decided	25.4	20.4	30.0	22.8	26.1	28.5	22.9	25.5	25.3	24.4	29.9	26.2	26.6	22.6	22.4	15.6
<i>Item 340 Subject H01</i>	<i>N 13719</i>	<i>6472</i>	<i>6820</i>	<i>8223</i>	<i>1513</i>	<i>2513</i>	<i>3153</i>	<i>5009</i>	<i>3044</i>	<i>11079</i>	<i>2063</i>	<i>6993</i>	<i>3181</i>	<i>1252</i>	<i>1852</i>	<i>202</i>
C12: How would you describe your political beliefs?																
1. Very conservative	5.1	6.6	3.8	6.3	5.5	3.3	5.6	6.4	4.1	5.0	6.1	6.2	3.3	3.8	5.1	3.3
2. Conservative	12.8	14.2	11.5	15.9	8.3	9.1	13.5	14.5	12.5	13.7	9.0	14.9	10.3	12.3	10.4	10.2
3. Moderate	23.3	23.7	23.2	23.6	25.6	19.7	23.8	24.2	24.4	24.2	18.7	23.5	24.4	23.9	22.0	18.3
4. Liberal	14.6	13.0	16.1	13.2	13.9	17.3	14.3	12.5	16.4	15.4	10.6	13.2	15.5	17.1	16.5	18.0
5. Very liberal	4.1	4.0	4.3	4.2	3.4	6.1	4.5	3.3	3.7	4.3	2.9	3.2	4.4	5.6	6.0	9.6
6. Radical	1.9	2.9	0.8	1.7	1.9	1.8	2.0	1.8	2.2	1.7	3.0	1.0	1.4	2.4	4.4	11.5
8. None of the above, or don't know	38.0	35.6	40.2	35.0	41.5	42.8	36.4	37.4	36.8	35.6	49.8	38.0	40.7	34.8	35.7	29.1
<i>Item 350 Subject H01</i>	<i>N 14205</i>	<i>6677</i>	<i>7064</i>	<i>8354</i>	<i>1681</i>	<i>2568</i>	<i>3239</i>	<i>5276</i>	<i>3122</i>	<i>11392</i>	<i>2197</i>	<i>7251</i>	<i>3294</i>	<i>1279</i>	<i>1905</i>	<i>209</i>
C13: The next three questions are about religion.																
C13A: What is your religious preference? (NOTE: This question was omitted in the questionnaires administered in California, beginning in 1997, due to state requirements.)																
01. Baptist	17.0	15.9	17.6	14.7	43.6	4.0	10.8	30.8	5.7	16.3	20.1	17.7	17.2	14.2	14.9	12.4
02. Methodist	5.1	4.6	5.8	6.6	4.3	3.7	5.7	6.8	1.2	5.4	4.7	6.1	4.2	4.1	4.3	4.5
03. Lutheran	3.9	4.1	3.8	5.7	0.5	2.7	9.2	1.4	3.5	3.9	4.0	4.3	3.8	3.7	2.8	4.8
04. Presbyterian	1.6	1.5	1.6	2.1	0.5	1.2	1.2	2.0	1.6	1.7	1.1	1.7	1.4	0.9	1.5	2.4
05. Episcopal	1.1	1.0	1.2	1.3	1.3	1.6	0.3	1.5	0.8	1.2	0.7	1.0	1.3	1.6	0.8	1.6
06. United Church of Christ	1.3	1.1	1.4	1.3	1.7	1.7	1.5	0.9	1.2	1.2	1.6	1.1	1.2	1.2	1.7	-
07. Churches of Christ	6.2	5.5	6.8	5.4	12.0	3.9	6.0	7.2	6.7	5.9	7.4	5.8	6.8	6.8	6.2	3.3
08. Disciples of Christ	0.4	0.3	0.6	0.3	0.8	0.2	0.4	0.4	0.8	0.4	0.3	0.4	0.5	0.7	0.4	0.5
09. Other Protestant Christian	5.1	5.1	5.1	5.0	4.9	4.3	4.9	4.8	7.4	5.3	4.3	5.6	4.2	5.7	5.1	1.4
10. Roman Catholic	21.5	21.9	21.4	21.3	4.4	34.2	26.6	15.3	12.2	22.8	14.9	21.8	24.7	21.9	16.4	12.6
11. Eastern Orthodox	0.5	0.6	0.4	0.6	0.3	1.0	0.7	0.2	0.2	0.6	0.1	0.5	0.3	0.7	0.5	-
12. Latter Day Saints	2.7	2.9	2.6	3.7	0.3	0.2	0.6	0.5	16.9	3.1	1.0	4.5	0.6	1.2	1.1	1.5
13. Unitarian Universalist	0.2	0.2	0.1	0.2	*	0.2	0.3	0.1	0.2	0.2	0.1	0.2	0.1	0.2	0.3	-
14. Jewish	1.0	1.0	1.0	1.2	0.4	2.8	0.6	0.4	0.7	1.0	0.7	0.7	1.2	0.8	1.5	2.7
15. Muslim	0.9	1.1	0.7	0.3	1.5	1.4	1.5	0.4	0.5	0.8	0.8	1.1	0.7	0.4	0.3	0.9
16. Buddhist	1.1	1.2	1.0	0.6	0.3	1.5	1.1	0.7	1.6	1.1	0.9	1.0	0.4	1.6	2.0	3.6
17. Other Religion	8.6	7.8	9.5	6.8	9.5	7.8	7.6	9.3	9.7	8.5	8.6	8.5	7.9	7.9	9.6	17.0
18. None	21.9	24.2	19.5	23.1	13.6	27.6	21.0	17.3	29.1	20.6	28.3	18.1	23.5	26.5	30.6	30.9
<i>Item 360 Subject G</i>	<i>N 12697</i>	<i>5996</i>	<i>6269</i>	<i>7978</i>	<i>1591</i>	<i>2510</i>	<i>3207</i>	<i>5214</i>	<i>1766</i>	<i>10180</i>	<i>1968</i>	<i>6547</i>	<i>2879</i>	<i>1141</i>	<i>1692</i>	<i>184</i>
C13B: How often do you attend religious services? (NOTE: This question was omitted in the questionnaires administered in California, beginning in 1997, due to state requirements.)																
1. Never	20.7	22.4	18.8	22.5	10.1	28.5	19.1	15.7	27.1	18.9	29.3	16.3	22.1	24.1	30.7	39.8
2. Rarely	33.6	33.7	33.4	32.8	32.0	39.8	34.5	32.2	27.2	32.8	36.9	29.6	40.3	36.3	36.2	31.9
3. Once or twice a month	15.5	14.8	16.1	14.6	19.9	14.0	17.1	16.3	12.2	16.0	12.9	15.2	16.3	17.0	14.5	11.6
4. About once a week or more	30.3	29.0	31.6	30.0	37.9	17.7	29.3	35.8	33.5	32.3	20.9	38.9	21.4	22.5	18.6	16.7
<i>Item 370 Subject G</i>	<i>N 12880</i>	<i>6092</i>	<i>6354</i>	<i>8060</i>	<i>1630</i>	<i>2544</i>	<i>3245</i>	<i>5302</i>	<i>1789</i>	<i>10338</i>	<i>1999</i>	<i>6639</i>	<i>2923</i>	<i>1152</i>	<i>1724</i>	<i>192</i>

DESCRIPTIVE RESULTS: 2010

23

QUESTIONNAIRE FORM 1-6 2010	TOTAL	SEX		RACE		REGION				COLLEGE PLANS?		ILLICIT DRUG USE: LIFETIME				
		M	F	White	Black	NE	NC	S	W	Yes	No	None	Mari- juana Only	Few Pills	More Pills	Any Her- oin
<i>N (Weighted No. of Cases):</i>	15127	6864	7221	8497	1771	2876	3328	5689	3235	11514	2237	7499	3470	1310	1979	227
<i>% of Weighted Total:</i>	100.0	45.4	47.7	56.2	11.7	19.0	22.0	37.6	21.4	76.1	14.8	49.6	22.9	8.7	13.1	1.5
C13C: How important is religion in your life? (NOTE: This question was omitted in the questionnaires administered in California, beginning in 1997, due to state requirements.)																
1. Not important	21.4	25.1	17.7	24.4	9.0	31.9	19.5	15.6	27.1	20.3	27.3	16.8	22.8	25.0	33.0	36.7
2. A little important	24.7	25.1	24.5	26.6	15.2	31.0	28.8	20.3	21.6	24.2	27.2	21.7	27.7	29.5	28.0	29.6
3. Pretty important	26.2	25.1	27.2	24.6	30.6	22.4	27.7	28.8	21.5	26.6	25.0	26.1	29.3	25.1	22.8	21.0
4. Very important	27.6	24.7	30.5	24.5	45.3	14.7	24.0	35.3	29.8	28.9	20.5	35.4	20.2	20.3	16.2	12.7
<i>Item 380 Subject G</i>	<i>N 12869</i>	<i>6088</i>	<i>6349</i>	<i>8057</i>	<i>1617</i>	<i>2543</i>	<i>3241</i>	<i>5294</i>	<i>1791</i>	<i>10328</i>	<i>1999</i>	<i>6638</i>	<i>2912</i>	<i>1152</i>	<i>1724</i>	<i>190</i>
C14: When are you most likely to graduate from high school?																
1. By this June	98.2	97.6	98.9	99.0	96.3	98.5	98.2	98.3	97.8	98.9	95.1	98.9	98.4	98.3	96.7	90.4
2. July to January	1.2	1.5	0.8	0.8	2.0	0.9	1.1	1.0	1.6	0.8	2.9	0.7	1.3	1.1	2.0	5.1
3. After next January	-	-	-	-	-	-	-	-	-	-	-	-	-	-	-	-
6. Don't expect to graduate	0.6	0.9	0.3	0.3	1.7	0.6	0.7	0.6	0.6	0.3	1.9	0.4	0.4	0.5	1.3	4.5
<i>Item 390 Subject B01</i>	<i>N 14212</i>	<i>6649</i>	<i>7075</i>	<i>8351</i>	<i>1681</i>	<i>2579</i>	<i>3241</i>	<i>5270</i>	<i>3122</i>	<i>11474</i>	<i>2222</i>	<i>7242</i>	<i>3295</i>	<i>1276</i>	<i>1907</i>	<i>212</i>
C15: Which of the following best describes your present high school program?																
1. Academic or college prep	52.3	49.3	55.9	55.3	51.9	60.6	54.7	52.6	42.6	58.3	24.6	57.1	51.4	49.6	42.5	32.9
2. General	33.4	35.3	31.3	32.2	32.5	26.1	33.8	31.9	41.5	31.0	44.2	29.6	34.6	38.3	40.9	43.0
3. Vocational, technical, or commercial	5.3	6.3	4.1	5.5	4.9	7.3	4.6	5.0	4.7	3.7	13.1	5.0	4.9	4.4	6.3	8.5
4. Other, or don't know	9.0	9.1	8.7	7.0	10.7	5.9	6.9	10.5	11.2	7.1	18.1	8.3	9.1	7.7	10.3	15.6
<i>Item 400 Subject B01</i>	<i>N 14121</i>	<i>6627</i>	<i>7011</i>	<i>8313</i>	<i>1672</i>	<i>2528</i>	<i>3223</i>	<i>5259</i>	<i>3111</i>	<i>11433</i>	<i>2212</i>	<i>7202</i>	<i>3283</i>	<i>1261</i>	<i>1895</i>	<i>208</i>
C16: Compared with others your age throughout the country, how do you rate yourself on school ability?																
1. Far below average	1.4	1.7	0.9	0.8	3.7	1.1	1.3	1.8	0.9	0.7	4.3	1.1	1.2	0.9	1.7	5.0
2. Below average	1.7	2.0	1.3	1.5	1.7	1.6	1.9	1.8	1.5	1.4	3.7	1.1	1.5	2.2	3.3	3.5
3. Slightly below average	4.4	5.0	3.9	4.0	4.7	3.8	5.1	4.4	4.3	3.3	9.4	3.4	5.0	5.5	6.1	7.2
4. Average	32.6	29.9	34.5	29.3	36.5	30.2	29.7	34.2	35.1	28.7	50.5	29.3	35.8	36.2	36.8	33.4
5. Slightly above average	23.9	23.0	25.2	24.7	24.6	24.9	22.7	24.4	23.6	25.5	16.8	24.3	24.1	24.5	23.3	17.8
6. Above average	29.2	30.5	28.7	32.8	21.9	31.5	31.8	26.4	29.5	33.1	11.9	33.0	27.5	26.1	22.9	21.3
7. Far above average	6.7	8.0	5.6	7.1	6.9	7.0	7.5	7.0	5.0	7.3	3.4	7.8	5.0	4.7	5.9	11.9
<i>Item 410 Subject B01</i>	<i>N 14063</i>	<i>6602</i>	<i>6977</i>	<i>8287</i>	<i>1655</i>	<i>2519</i>	<i>3209</i>	<i>5221</i>	<i>3114</i>	<i>11425</i>	<i>2215</i>	<i>7182</i>	<i>3255</i>	<i>1262</i>	<i>1894</i>	<i>207</i>
C17: How intelligent do you think you are compared with others your age?																
1. Far below average	1.1	1.3	0.8	0.6	2.8	0.8	1.0	1.6	0.8	0.5	4.1	0.9	1.0	0.9	1.2	2.3
2. Below average	1.5	1.4	1.6	1.3	1.7	1.3	1.6	1.5	1.6	1.2	3.1	1.1	1.4	1.6	2.5	3.5
3. Slightly below average	4.1	3.6	4.4	3.5	3.8	3.7	4.1	4.0	4.5	3.2	7.5	3.5	4.8	4.8	4.1	8.1
4. Average	30.0	25.7	33.6	28.2	32.5	28.0	28.6	31.5	30.6	26.6	46.2	28.6	33.0	30.8	29.3	25.4
5. Slightly above average	24.9	23.0	26.9	25.6	24.3	26.4	24.2	24.6	25.1	26.6	17.6	24.6	25.9	25.3	25.6	18.7
6. Above average	29.7	33.4	26.6	32.3	24.4	31.2	31.8	27.4	29.9	32.6	16.3	32.7	26.7	28.4	26.8	19.7
7. Far above average	8.7	11.5	6.2	8.5	10.5	8.6	8.8	9.4	7.5	9.3	5.2	8.6	7.1	8.2	10.4	22.3
<i>Item 420 Subject B01</i>	<i>N 14077</i>	<i>6588</i>	<i>7004</i>	<i>8300</i>	<i>1657</i>	<i>2526</i>	<i>3210</i>	<i>5234</i>	<i>3107</i>	<i>11453</i>	<i>2204</i>	<i>7196</i>	<i>3267</i>	<i>1269</i>	<i>1884</i>	<i>206</i>
C18: During the LAST FOUR WEEKS, how many whole days of school have you missed . . .																
C18A: Because of illness																
1. None	58.8	64.8	53.2	60.2	57.5	57.1	61.7	59.2	56.4	59.8	54.8	64.2	57.0	54.4	46.5	47.1
2. 1 day	16.7	15.2	18.2	17.6	13.7	19.1	17.3	15.3	16.7	16.7	16.6	16.3	16.5	17.4	18.1	18.2
3. 2 days	11.2	9.3	13.1	10.5	13.2	10.9	10.1	11.9	11.3	10.9	12.3	9.5	11.5	12.7	15.7	13.7
4. 3 days	6.1	5.2	6.8	5.6	6.7	6.0	5.0	6.2	7.3	5.7	7.7	4.7	7.1	6.0	8.9	9.4
5. 4 to 5 days	4.4	3.6	5.1	3.9	4.4	4.6	3.5	4.2	5.4	4.3	5.1	3.3	4.9	6.0	6.0	6.5
6. 6 to 10 days	1.7	0.9	2.4	1.5	2.1	1.3	1.5	1.9	1.8	1.6	1.9	1.2	1.9	2.4	2.8	1.5
7. 11 or more	1.1	1.0	1.2	0.7	2.3	1.0	0.9	1.3	1.2	0.9	1.6	0.8	1.1	1.0	2.1	3.6
<i>Item 430 Subject B06</i>	<i>N 13870</i>	<i>6500</i>	<i>6886</i>	<i>8168</i>	<i>1637</i>	<i>2492</i>	<i>3167</i>	<i>5165</i>	<i>3047</i>	<i>11289</i>	<i>2192</i>	<i>7077</i>	<i>3222</i>	<i>1236</i>	<i>1863</i>	<i>207</i>

QUESTIONNAIRE FORM 1-6 2010	TOTAL	SEX		RACE		REGION				COLLEGE PLANS?		ILLICIT DRUG USE: LIFETIME				
		M	F	White	Black	NE	NC	S	W	Yes	No	None	Mari- juana Only	Few Pills	More Pills	Any Her- oin
<i>N (Weighted No. of Cases):</i>	15127	6864	7221	8497	1771	2876	3328	5689	3235	11514	2237	7499	3470	1310	1979	227
<i>% of Weighted Total:</i>	100.0	45.4	47.7	56.2	11.7	19.0	22.0	37.6	21.4	76.1	14.8	49.6	22.9	8.7	13.1	1.5
C18B: Because you skipped or "cut"																
1. None	69.0	68.4	69.6	71.1	69.6	67.6	73.0	69.0	66.1	70.9	60.8	80.2	61.8	61.4	48.7	39.9
2. 1 day	13.7	13.0	14.4	13.8	12.4	15.6	11.6	13.8	14.1	13.3	15.1	10.5	16.8	16.7	18.3	11.7
3. 2 days	6.9	7.3	6.5	6.4	7.1	7.2	6.2	6.9	7.3	6.4	8.7	4.0	8.7	10.2	12.0	12.3
4. 3 days	4.4	4.4	4.3	3.7	4.7	4.5	3.8	4.3	5.1	4.1	5.5	2.5	5.5	5.0	7.7	13.3
5. 4 to 5 days	3.2	3.7	2.7	2.7	3.1	2.9	2.6	3.3	3.8	2.8	4.8	1.7	4.0	3.4	6.2	9.9
6. 6 to 10 days	1.3	1.3	1.3	1.2	1.3	0.9	1.5	1.2	1.6	1.1	2.2	0.6	1.6	1.4	2.5	5.9
7. 11 or more	1.5	1.8	1.2	1.1	1.8	1.4	1.3	1.5	2.0	1.2	3.0	0.4	1.6	2.0	4.5	7.0
<i>Item 440 Subject B06</i>	<i>N 13693</i>	<i>6432</i>	<i>6789</i>	<i>8085</i>	<i>1613</i>	<i>2465</i>	<i>3133</i>	<i>5090</i>	<i>3006</i>	<i>11155</i>	<i>2168</i>	<i>6970</i>	<i>3182</i>	<i>1234</i>	<i>1850</i>	<i>206</i>
C18C: For other reasons																
1. None	55.3	59.7	51.1	56.3	52.3	56.2	56.2	55.8	52.8	54.9	57.0	57.7	53.5	52.4	52.6	44.1
2. 1 day	18.9	17.7	20.0	19.7	17.3	20.1	19.1	18.5	18.2	19.3	16.8	19.3	18.6	18.1	18.0	22.5
3. 2 days	11.5	10.3	12.9	11.1	12.3	10.7	10.6	11.2	13.6	11.8	10.9	11.3	12.2	11.6	12.1	8.7
4. 3 days	6.6	5.4	7.5	6.1	8.8	5.9	6.7	6.9	6.6	6.7	6.2	5.6	7.5	8.6	7.0	12.0
5. 4 to 5 days	4.5	4.0	5.1	4.0	5.1	4.0	4.4	4.4	5.1	4.4	4.7	3.7	5.3	4.9	5.5	7.1
6. 6 to 10 days	1.9	1.7	2.1	1.8	2.4	1.4	1.7	2.1	2.2	1.9	2.1	1.6	1.7	3.2	2.5	2.3
7. 11 or more	1.3	1.3	1.2	0.8	1.8	1.7	1.1	1.1	1.4	1.0	2.3	0.8	1.3	1.1	2.3	3.3
<i>Item 450 Subject B06</i>	<i>N 13803</i>	<i>6462</i>	<i>6866</i>	<i>8155</i>	<i>1632</i>	<i>2475</i>	<i>3164</i>	<i>5128</i>	<i>3035</i>	<i>11251</i>	<i>2174</i>	<i>7054</i>	<i>3212</i>	<i>1233</i>	<i>1843</i>	<i>203</i>
C19: During the last four weeks, how often have you gone to school, but skipped a class when you weren't supposed to?																
1. Not at all	68.4	66.5	70.4	74.0	65.6	65.5	74.3	71.0	60.5	69.7	63.9	79.2	59.8	62.8	50.8	31.4
2. 1 or 2 times	18.8	19.1	18.6	16.1	17.8	20.6	15.6	17.3	23.1	18.4	19.9	14.2	23.3	24.1	24.3	24.4
3. 3-5 times	7.7	8.6	7.0	6.0	9.8	7.8	6.1	7.3	10.1	7.3	9.8	4.3	10.6	7.9	14.2	20.1
4. 6-10 times	2.8	3.1	2.5	2.1	3.4	3.6	2.1	2.4	3.6	2.7	3.2	1.3	3.6	3.0	5.9	10.3
5. 11-20 times	1.0	1.2	0.7	0.7	1.5	1.2	0.8	0.9	1.3	0.9	1.3	0.3	1.4	1.1	2.3	7.2
6. More than 20 times	1.2	1.5	0.8	0.9	1.8	1.1	1.1	1.2	1.4	1.0	1.9	0.6	1.3	1.1	2.5	6.6
<i>Item 460 Subject B06</i>	<i>N 14083</i>	<i>6606</i>	<i>6998</i>	<i>8305</i>	<i>1668</i>	<i>2524</i>	<i>3221</i>	<i>5229</i>	<i>3109</i>	<i>11480</i>	<i>2225</i>	<i>7189</i>	<i>3273</i>	<i>1258</i>	<i>1894</i>	<i>208</i>
C20: Which of the following best describes your average grade so far in high school?																
9. A (93-100)	17.7	15.0	20.4	21.2	9.1	20.0	18.6	17.2	15.7	20.1	6.5	23.0	12.8	13.2	10.4	8.4
8. A- (90-92)	17.9	15.9	20.2	20.5	11.6	21.1	19.0	15.9	17.4	19.6	10.1	20.5	16.5	15.1	13.6	13.6
7. B+ (87-89)	18.3	18.0	18.8	17.6	21.7	19.0	16.8	19.6	17.0	19.1	13.4	19.1	17.2	17.6	17.4	17.4
6. B (83-86)	17.3	18.5	16.1	16.6	17.6	16.6	16.1	17.1	19.3	17.4	16.5	15.5	19.0	21.0	19.3	11.6
5. B- (80-82)	11.6	12.3	10.7	10.3	14.7	9.9	11.3	13.0	11.0	10.8	15.4	9.8	13.2	13.5	14.0	13.9
4. C+ (77-79)	8.9	9.9	7.6	6.9	13.9	6.6	9.3	8.9	10.4	7.2	17.0	6.8	10.8	10.5	11.1	15.4
3. C (73-76)	4.9	6.1	3.8	4.1	7.2	3.8	5.5	4.9	5.3	3.6	11.2	3.4	6.1	5.2	8.1	9.0
2. C- (70-72)	2.3	2.7	1.8	1.8	3.1	1.9	2.2	2.5	2.5	1.5	6.4	1.4	3.2	2.4	3.6	5.0
1. D (69 or below)	1.1	1.5	0.6	0.9	1.1	1.0	1.3	0.9	1.3	0.6	3.5	0.5	1.2	1.5	2.5	5.7
<i>Item 470 Subject B01</i>	<i>N 14047</i>	<i>6571</i>	<i>6990</i>	<i>8293</i>	<i>1657</i>	<i>2517</i>	<i>3219</i>	<i>5215</i>	<i>3096</i>	<i>11453</i>	<i>2215</i>	<i>7171</i>	<i>3266</i>	<i>1256</i>	<i>1884</i>	<i>202</i>
C21: How likely is it that you will do each of the following things after high school?																
C21A: Attend a technical or vocational school																
1. Definitely won't	55.1	51.3	59.1	56.9	54.0	66.3	60.8	50.8	47.6	59.4	34.9	56.6	56.3	53.0	50.0	42.9
2. Probably won't	24.5	25.9	23.0	24.8	22.5	19.4	21.9	24.6	31.1	24.6	24.1	25.1	22.7	26.2	24.8	26.1
3. Probably will	13.3	15.6	11.0	11.0	16.0	8.7	10.1	16.1	15.5	11.1	24.0	12.1	13.5	14.3	15.6	22.2
4. Definitely will	7.1	7.2	6.8	7.2	7.5	5.6	7.2	8.4	5.8	4.8	17.0	6.2	7.5	6.6	9.6	8.8
<i>Item 480 Subject B09, C03</i>	<i>N 13458</i>	<i>6269</i>	<i>6745</i>	<i>7963</i>	<i>1564</i>	<i>2361</i>	<i>3091</i>	<i>5030</i>	<i>2977</i>	<i>11132</i>	<i>2219</i>	<i>6913</i>	<i>3116</i>	<i>1214</i>	<i>1791</i>	<i>187</i>
C21B: Serve in the armed forces																
1. Definitely won't	68.7	56.3	80.7	68.8	68.9	75.3	68.7	66.9	66.7	70.5	60.6	71.7	67.3	66.0	63.9	56.8
2. Probably won't	18.7	25.0	12.7	20.4	13.0	16.8	19.5	18.2	20.0	18.5	19.3	18.4	17.9	21.5	19.3	19.7
3. Probably will	7.3	10.0	4.5	6.2	11.8	5.0	7.2	8.1	8.0	6.6	11.0	5.3	9.3	7.2	10.6	13.4
4. Definitely will	5.3	8.7	2.2	4.6	6.4	2.9	4.5	6.8	5.4	4.3	9.1	4.7	5.5	5.3	6.1	10.2
<i>Item 490 Subject B09, L01</i>	<i>N 13388</i>	<i>6242</i>	<i>6709</i>	<i>7953</i>	<i>1512</i>	<i>2363</i>	<i>3062</i>	<i>4986</i>	<i>2977</i>	<i>11106</i>	<i>2172</i>	<i>6861</i>	<i>3111</i>	<i>1211</i>	<i>1789</i>	<i>183</i>

DESCRIPTIVE RESULTS: 2010

25

QUESTIONNAIRE FORM 1-6 2010	TOTAL	SEX		RACE		REGION				COLLEGE PLANS?		ILLICIT DRUG USE: LIFETIME				
		M	F	White	Black	NE	NC	S	W	Yes	No	None	Mari- juana Only	Few Pills	More Pills	Any Her- oin
<i>N (Weighted No. of Cases):</i>	15127	6864	7221	8497	1771	2876	3328	5689	3235	11514	2237	7499	3470	1310	1979	227
<i>% of Weighted Total:</i>	100.0	45.4	47.7	56.2	11.7	19.0	22.0	37.6	21.4	76.1	14.8	49.6	22.9	8.7	13.1	1.5
C21C: Graduate from a two-year college program																
1. Definitely won't	35.5	34.5	36.9	39.2	33.4	47.8	41.9	32.0	25.1	38.7	21.2	37.6	36.1	33.6	28.7	30.9
2. Probably won't	18.1	19.2	17.0	19.1	17.7	14.9	18.7	18.9	18.5	17.8	20.2	18.7	17.2	18.0	16.9	17.8
3. Probably will	23.9	26.1	21.5	20.1	29.1	17.8	19.5	26.8	28.3	21.6	34.5	21.6	25.4	25.6	28.4	26.1
4. Definitely will	22.6	20.2	24.6	21.6	19.8	19.5	19.9	22.4	28.1	21.9	24.2	22.1	21.3	22.8	26.1	25.2
<i>Item 500 Subject B09</i>	<i>N 13447</i>	<i>6273</i>	<i>6732</i>	<i>7939</i>	<i>1560</i>	<i>2366</i>	<i>3077</i>	<i>5017</i>	<i>2988</i>	<i>11091</i>	<i>2217</i>	<i>6879</i>	<i>3126</i>	<i>1208</i>	<i>1804</i>	<i>185</i>
C21D: Graduate from college (four-year program)																
1. Definitely won't	7.3	9.1	5.5	7.5	7.9	5.8	7.9	8.1	6.7	-	45.1	5.3	7.5	7.6	11.5	19.7
2. Probably won't	8.9	10.8	6.9	9.0	8.3	6.4	7.4	10.3	10.3	-	54.9	7.4	10.0	9.8	11.3	14.1
3. Probably will	24.0	26.9	21.0	22.0	24.3	18.0	22.0	24.9	29.5	28.7	-	22.2	23.7	27.6	28.9	30.0
4. Definitely will	59.7	53.3	66.5	61.4	59.5	69.9	62.7	56.6	53.5	71.3	-	65.1	58.8	55.1	48.2	36.2
<i>Item 510 Subject B09</i>	<i>N 13750</i>	<i>6429</i>	<i>6864</i>	<i>8137</i>	<i>1609</i>	<i>2446</i>	<i>3152</i>	<i>5128</i>	<i>3025</i>	<i>11514</i>	<i>2237</i>	<i>7064</i>	<i>3190</i>	<i>1229</i>	<i>1834</i>	<i>188</i>
C21E: Attend graduate or professional school after college																
1. Definitely won't	15.8	19.2	12.5	16.1	17.5	13.1	16.4	17.4	14.6	8.9	50.9	12.7	16.9	16.2	22.2	31.2
2. Probably won't	26.8	30.1	23.6	30.1	19.9	22.0	27.6	27.0	29.4	25.1	35.9	26.1	26.4	29.4	28.7	25.6
3. Probably will	33.8	32.9	34.9	34.1	31.8	35.9	35.2	31.6	34.6	38.8	8.8	35.3	33.3	33.0	31.5	29.6
4. Definitely will	23.6	17.8	29.0	19.7	30.8	29.0	20.8	24.0	21.4	27.2	4.5	26.0	23.4	21.4	17.5	13.5
<i>Item 520 Subject B09</i>	<i>N 13514</i>	<i>6294</i>	<i>6782</i>	<i>7997</i>	<i>1568</i>	<i>2391</i>	<i>3096</i>	<i>5042</i>	<i>2984</i>	<i>11217</i>	<i>2212</i>	<i>6956</i>	<i>3114</i>	<i>1224</i>	<i>1798</i>	<i>183</i>
C22: Suppose you could do just what you'd like and nothing stood in your way. How many of the following things would you WANT to do? (Mark ALL that apply)																
A. Attend a technical or vocational school	14.8	18.0	11.7	14.7	14.9	11.0	12.7	17.3	16.0	11.0	35.3	13.2	14.2	17.0	19.5	20.1
B. Serve in the armed forces	15.0	20.7	9.6	14.8	13.1	12.1	14.6	15.8	16.4	13.8	21.4	12.8	16.3	17.4	18.7	23.1
C. Graduate from a two-year college program	29.2	28.2	29.7	27.3	28.9	22.2	25.5	30.5	36.2	26.5	42.2	27.6	28.1	31.8	34.4	36.7
D. Graduate from college (four-year program)	80.2	76.6	84.4	81.1	76.9	82.4	80.2	77.9	82.4	89.5	35.9	83.3	81.2	79.0	73.8	57.1
E. Attend graduate or professional school after college	56.3	49.9	62.9	56.2	49.5	61.1	55.9	54.0	56.8	63.2	22.9	59.5	55.4	56.8	50.9	35.0
F. None of the above	4.9	6.5	3.1	4.9	5.0	5.6	5.0	5.2	3.6	2.9	14.2	4.0	4.2	4.8	7.2	14.3
<i>Item 530-580 Subject B09, C03, L01</i>	<i>N 13827</i>	<i>6439</i>	<i>6920</i>	<i>8172</i>	<i>1618</i>	<i>2460</i>	<i>3174</i>	<i>5147</i>	<i>3046</i>	<i>11385</i>	<i>2190</i>	<i>7082</i>	<i>3193</i>	<i>1242</i>	<i>1858</i>	<i>198</i>
C23: On the average over the school year, how many hours per week do you work in a paid or unpaid job?																
1. None	41.0	41.7	40.4	35.2	53.1	37.2	35.8	43.2	45.6	41.1	39.9	44.5	39.2	35.8	35.2	29.0
2. 5 or less hours	10.5	10.8	10.3	12.3	5.2	9.9	11.2	8.9	13.2	11.1	8.0	11.4	9.2	12.0	9.5	6.1
3. 6 to 10 hours	10.2	9.7	10.7	12.1	6.5	11.6	12.6	8.2	10.0	10.5	9.0	11.0	9.7	9.9	8.2	12.9
4. 11 to 15 hours	9.6	9.0	10.3	11.8	7.2	11.5	11.3	8.4	8.4	9.9	8.2	8.8	10.0	10.8	11.8	9.4
5. 16 to 20 hours	10.7	10.5	11.0	11.8	9.2	13.3	11.9	9.7	8.8	10.8	9.7	9.6	11.7	11.8	11.9	10.6
6. 21 to 25 hours	7.5	6.9	7.9	7.7	6.2	8.2	8.3	7.9	5.4	7.3	8.7	6.1	8.6	9.0	9.5	11.1
7. 26 to 30 hours	4.7	4.5	4.8	4.4	4.9	3.5	4.3	6.2	3.5	4.3	6.9	3.7	5.3	5.3	6.7	8.0
8. More than 30 hours	5.8	6.8	4.7	4.7	7.7	4.8	4.5	7.4	5.1	5.0	9.5	5.0	6.3	5.4	7.3	12.9
<i>Item 590 Subject B02, C01</i>	<i>N 13838</i>	<i>6461</i>	<i>6914</i>	<i>8194</i>	<i>1625</i>	<i>2451</i>	<i>3192</i>	<i>5144</i>	<i>3049</i>	<i>11387</i>	<i>2199</i>	<i>7085</i>	<i>3199</i>	<i>1245</i>	<i>1853</i>	<i>201</i>
C24: During an average week, how much money do you get from . . .																
C24A: A job or other work																
01. None	46.5	46.2	46.8	40.9	55.2	39.7	40.3	48.8	54.3	47.0	44.5	50.8	42.4	43.4	40.4	33.5
02. \$1-5	0.7	0.8	0.6	0.9	1.0	0.5	0.9	0.6	1.0	0.7	1.1	0.8	0.5	0.3	1.0	2.0
03. \$6-10	2.9	2.4	3.2	2.7	3.1	1.9	3.0	3.1	3.0	2.9	3.0	3.1	2.3	3.4	2.2	1.5
04. \$11-20	2.7	3.0	2.4	2.9	2.7	1.8	3.3	2.0	3.7	2.6	3.0	2.9	2.0	2.4	2.8	5.0
05. \$21-35	3.8	3.6	3.9	4.4	2.5	4.5	4.4	2.7	4.3	3.9	3.1	3.7	4.2	3.3	4.1	1.7
06. \$36-50	5.0	4.4	5.5	6.0	2.7	5.5	6.5	4.3	4.4	5.3	4.0	5.1	5.1	4.9	5.1	3.5
07. \$51-75	6.7	6.3	7.2	8.4	3.1	8.4	8.8	5.6	4.8	7.1	4.6	6.4	7.4	5.5	8.0	3.7
08. \$76-125	14.0	13.0	14.9	16.6	8.7	19.9	16.4	11.2	11.4	14.4	11.9	12.9	15.3	15.7	15.3	16.8
09. \$126-175	7.6	7.8	7.4	7.9	8.2	7.8	8.1	8.5	5.6	7.2	9.2	6.5	8.6	8.7	9.1	10.7
10. \$176+	10.2	12.5	7.9	9.3	12.8	10.0	8.3	13.2	7.4	9.1	15.5	7.9	12.3	12.5	12.2	21.8
<i>Item 600 Subject C02</i>	<i>N 13332</i>	<i>6216</i>	<i>6668</i>	<i>7927</i>	<i>1542</i>	<i>2353</i>	<i>3094</i>	<i>4922</i>	<i>2964</i>	<i>10960</i>	<i>2129</i>	<i>6832</i>	<i>3077</i>	<i>1201</i>	<i>1794</i>	<i>195</i>

QUESTIONNAIRE FORM 1-6 2010	TOTAL	SEX		RACE		REGION				COLLEGE PLANS?		ILLICIT DRUG USE: LIFETIME				
		M	F	White	Black	NE	NC	S	W	Yes	No	None	Mari- juana Only	Few Pills	More Pills	Any Her- oin
<i>N (Weighted No. of Cases):</i>	15127	6864	7221	8497	1771	2876	3328	5689	3235	11514	2237	7499	3470	1310	1979	227
<i>% of Weighted Total:</i>	100.0	45.4	47.7	56.2	11.7	19.0	22.0	37.6	21.4	76.1	14.8	49.6	22.9	8.7	13.1	1.5
C24B: Other sources (allowances, etc.)																
01. None	41.3	40.4	41.9	43.4	35.6	44.0	43.3	40.2	38.8	40.5	45.3	44.1	39.7	38.1	36.5	30.1
02. \$1-5	5.6	5.0	6.2	5.6	4.6	4.8	6.3	4.4	7.3	5.6	5.5	6.4	4.7	6.0	3.7	4.6
03. \$6-10	8.6	8.1	9.3	8.8	6.7	8.3	9.2	7.4	10.3	8.9	7.1	9.3	8.1	7.9	8.4	5.2
04. \$11-20	16.5	16.6	16.6	16.4	15.0	16.7	16.3	16.3	16.7	17.1	13.5	16.7	16.4	16.7	15.9	15.6
05. \$21-35	10.7	11.0	10.6	10.6	11.3	10.1	10.5	10.8	11.3	10.9	10.0	9.4	11.8	10.6	13.8	9.8
06. \$36-50	7.0	7.3	6.5	6.7	8.3	7.3	5.9	7.9	6.3	7.0	6.5	5.9	8.3	8.1	7.7	9.5
07. \$51-75	3.4	3.9	2.9	3.1	5.5	2.6	3.0	4.2	3.0	3.3	3.8	3.0	3.7	3.5	4.0	6.4
08. \$76-125	3.0	3.1	2.8	2.5	5.6	2.6	2.1	4.1	2.5	3.1	2.5	2.3	3.4	4.5	4.0	2.7
09. \$126-175	0.9	1.0	0.7	0.7	1.7	0.8	0.5	1.2	0.9	0.9	1.0	0.6	1.2	1.0	1.1	2.8
10. \$176+	3.0	3.6	2.4	2.2	5.6	2.7	2.8	3.4	2.8	2.6	4.9	2.1	2.6	3.7	5.1	13.2
<i>Item 610 Subject C02</i>	<i>N</i> 13422	6246	6734	7994	1557	2370	3106	4984	2962	11060	2120	6866	3108	1214	1814	191
C25: During a typical week, on how many evenings do you go out for fun and recreation?																
1. Less than one	12.3	10.4	14.1	10.3	18.9	10.0	10.5	14.1	12.8	11.3	17.5	15.4	8.7	9.0	8.0	11.9
2. One	14.5	13.2	15.5	13.6	15.2	10.4	13.5	15.7	16.8	14.9	12.4	17.6	11.0	12.6	10.4	8.7
3. Two	26.9	24.7	29.3	26.3	28.3	26.6	25.8	28.1	26.4	27.5	24.1	28.6	28.0	26.4	20.6	19.6
4. Three	23.4	24.3	22.6	24.6	18.7	26.1	25.1	21.1	23.4	24.1	20.0	22.0	25.2	27.0	24.6	18.4
5. Four or five	15.0	16.9	13.2	17.2	10.2	18.6	16.1	13.5	13.5	15.1	14.9	11.9	17.7	17.1	21.1	17.8
6. Six or seven	7.8	10.5	5.3	8.0	8.7	8.3	8.9	7.4	7.0	7.1	11.2	4.6	9.5	7.9	15.2	23.5
<i>Item 620 Subject C07, M01</i>	<i>N</i> 13797	6441	6892	8173	1616	2431	3191	5130	3046	11350	2192	7061	3188	1240	1851	199
C26: On the average, how often do you go out with a date (or your spouse, if you are married)?																
1. Never	30.3	29.8	30.9	27.8	37.8	31.8	29.4	29.8	31.0	30.2	31.3	35.9	25.4	24.0	23.4	17.6
2. Once a month or less	17.8	18.0	17.6	18.1	19.0	15.7	17.7	17.7	19.7	18.1	16.8	18.4	16.9	19.4	17.2	11.9
3. 2 or 3 times a month	16.3	17.0	16.1	16.7	15.8	14.3	16.8	16.5	17.1	16.2	17.0	14.8	17.1	17.8	19.4	22.0
4. Once a week	14.6	14.6	14.6	15.0	11.5	15.2	14.9	14.5	14.0	14.8	13.5	13.8	15.8	15.8	14.7	14.5
5. 2 or 3 times a week	14.2	14.2	14.1	15.7	10.2	15.6	15.2	14.3	11.9	14.3	14.0	12.1	17.5	14.9	15.7	17.6
6. Over 3 times a week	6.7	6.5	6.9	6.6	5.7	7.4	6.1	7.1	6.2	6.4	7.3	5.1	7.3	8.1	9.6	16.4
<i>Item 630 Subject C07, M01</i>	<i>N</i> 13662	6395	6805	8107	1592	2397	3155	5096	3015	11175	2171	6988	3162	1226	1839	195
C27: During an average week, how much do you usually drive a car, truck, or motorcycle?																
1. Not at all	22.4	18.4	25.8	13.8	37.0	28.1	15.1	21.6	26.7	21.3	27.9	24.5	21.4	20.1	17.0	14.2
2. 1 to 10 miles	10.2	9.5	11.1	7.4	15.4	10.7	7.9	9.4	13.6	10.2	9.9	10.5	10.5	8.3	9.8	15.6
3. 11 to 50 miles	24.8	23.6	26.0	26.9	19.1	26.8	26.4	21.7	26.8	26.0	19.1	26.3	23.5	25.9	21.8	19.1
4. 51 to 100 miles	20.7	21.9	19.6	24.4	15.2	19.3	23.9	21.4	17.2	21.6	16.4	19.6	23.2	20.6	20.7	15.3
5. 100 to 200 miles	13.4	16.0	10.9	17.1	7.2	9.6	17.0	14.9	9.9	13.2	14.1	12.3	12.9	14.6	17.2	17.2
6. More than 200 miles	8.6	10.6	6.5	10.4	6.2	5.5	9.7	11.0	5.9	7.7	12.6	6.7	8.5	10.4	13.5	18.6
<i>Item 640 Subject F07</i>	<i>N</i> 13753	6433	6855	8162	1603	2407	3177	5111	3058	11257	2181	7043	3170	1242	1848	195
C28: Within the LAST 12 MONTHS how many times, if any, have you received a ticket (OR been stopped and warned) for moving violations, such as speeding, running a stop light, or improper passing?																
0. None—GO TO Q.C30	77.0	72.6	81.5	73.6	82.9	85.6	72.9	74.3	79.0	77.6	73.7	83.4	73.9	69.4	66.4	66.0
1. Once	14.0	15.5	12.3	16.3	8.9	8.9	16.5	15.0	13.5	14.1	13.7	11.3	15.8	17.6	18.1	12.3
2. Twice	5.3	6.9	3.8	6.1	4.8	2.9	6.8	6.2	4.3	5.1	6.5	3.4	6.6	7.1	7.9	9.0
3. Three times	2.3	2.9	1.7	2.6	2.2	1.4	2.2	2.9	2.1	2.1	3.4	1.1	2.4	4.1	4.6	8.1
4. Four or more times	1.4	2.0	0.7	1.4	1.2	1.2	1.5	1.5	1.2	1.2	2.7	0.7	1.3	1.7	2.9	4.6
<i>Item 650 Subject F07, S02</i>	<i>N</i> 13551	6312	6781	8083	1550	2377	3134	5023	3016	11124	2102	6990	3127	1221	1812	165
C29: How many of these tickets or warnings occurred after you were . . .																
C29A: Drinking alcoholic beverages?																
0. None	94.5	94.3	95.1	94.7	94.0	92.8	93.7	94.7	95.9	95.2	91.6	98.3	94.8	96.3	87.3	75.7
1. One	4.3	4.7	3.5	4.3	3.1	4.3	5.2	4.2	3.2	3.9	6.1	1.5	4.1	3.3	10.0	11.5
2. Two	0.9	0.8	0.9	0.9	1.8	2.2	0.5	0.8	0.8	0.6	1.8	0.1	0.8	0.3	2.3	5.0
3. Three	0.1	0.1	0.1	*	0.5	0.1	0.2	0.1	-	0.1	0.2	-	0.2	-	-	1.8
4. Four or more	0.3	0.1	0.5	*	0.7	0.6	0.4	0.2	*	0.2	0.4	0.1	0.1	0.2	0.4	6.0
<i>Item 660 Subject A07a, S02</i>	<i>N†</i> 3081	1699	1254	2118	260	342	838	1280	621	2462	540	1162	814	374	600	54

*=less than .05 percent. †=excludes respondents for whom question was inappropriate.

DESCRIPTIVE RESULTS: 2010

27

QUESTIONNAIRE FORM 1-6 2010	TOTAL	SEX		RACE		REGION				COLLEGE PLANS?		ILLICIT DRUG USE: LIFETIME				
		M	F	White	Black	NE	NC	S	W	Yes	No	None	Mari- juana Only	Few Pills	More Pills	Any Her- oin
<i>N (Weighted No. of Cases):</i>	15127	6864	7221	8497	1771	2876	3328	5689	3235	11514	2237	7499	3470	1310	1979	227
<i>% of Weighted Total:</i>	100.0	45.4	47.7	56.2	11.7	19.0	22.0	37.6	21.4	76.1	14.8	49.6	22.9	8.7	13.1	1.5
C29B: Smoking marijuana or hashish?																
0. None	94.8	94.0	96.0	95.6	91.8	92.7	95.0	95.5	94.4	95.2	92.6	100.0	98.0	92.9	85.0	56.3
1. One	3.6	4.1	2.9	3.2	6.0	4.2	3.5	3.5	3.4	3.4	4.8	-	1.6	6.1	10.4	19.5
2. Two	0.9	1.0	0.4	0.9	0.5	1.0	0.8	0.7	1.4	0.8	1.2	-	0.2	0.9	3.0	7.1
3. Three	0.3	0.4	0.2	0.3	0.2	0.7	0.4	0.1	0.5	0.2	1.0	-	0.1	-	0.9	7.3
4. Four or more	0.4	0.4	0.3	*	1.6	1.5	0.3	0.2	0.3	0.4	0.4	-	0.1	0.2	0.8	9.8
<i>Item 670 Subject A07a, S02</i>	<i>N†</i> 3078	1707	1248	2117	257	343	838	1277	621	2462	539	1154	811	375	605	59
C29C: Using other illegal drugs?																
0. None	98.9	99.1	99.1	99.3	97.9	98.7	99.0	98.8	99.2	99.3	97.0	100.0	100.0	98.4	97.7	77.0
1. Once	0.7	0.6	0.6	0.5	1.2	0.5	0.5	0.8	0.7	0.4	1.9	-	-	1.2	1.0	15.5
2. Two	0.2	0.2	0.1	0.2	0.3	0.5	0.1	0.3	*	0.1	0.6	-	-	0.3	0.8	1.8
3. Three	*	-	0.1	-	-	-	0.1	-	-	-	0.2	-	-	-	-	1.7
4. Four or more	0.2	0.1	0.2	-	0.7	0.3	0.3	0.1	*	0.1	0.4	-	-	0.2	0.4	4.0
<i>Item 680 Subject A07a, S02</i>	<i>N†</i> 3060	1693	1245	2109	256	336	831	1275	619	2454	532	1151	809	373	600	54
C30: We are interested in any accidents which occurred while you were driving a car, truck, or motorcycle. ("Accidents" means a collision involving property damage or personal injury—not bumps or scratches in parking lots.)																
During the LAST 12 MONTHS, how many accidents have you had while you were driving (whether or not you were responsible)?																
0. None—GO TO Q.C32	82.7	82.8	82.7	80.2	88.2	83.9	80.4	81.3	86.6	82.6	82.9	85.7	81.9	80.1	75.5	73.8
1. One	13.5	13.4	13.6	15.8	8.3	11.7	15.7	14.6	10.5	13.6	13.1	12.0	14.7	14.3	17.1	13.3
2. Two	2.8	2.9	2.6	3.0	2.2	3.2	2.7	2.9	2.4	2.7	3.1	1.7	2.6	4.5	4.9	8.9
3. Three	0.7	0.6	0.7	0.8	0.5	0.9	0.8	0.7	0.4	0.7	0.4	0.5	0.6	0.4	1.7	0.6
4. Four or more	0.3	0.4	0.3	0.3	0.7	0.3	0.5	0.4	0.1	0.3	0.5	0.1	0.1	0.7	0.8	3.3
<i>Item 690 Subject F07, S02</i>	<i>N</i> 13446	6261	6726	8029	1536	2373	3124	4977	2972	11029	2094	6931	3094	1214	1796	177
C31: How many of these accidents occurred after you were . . .																
C31A: Drinking alcoholic beverages?																
0. None	95.8	94.3	97.3	96.4	91.3	97.4	95.5	94.9	97.1	96.7	91.9	99.2	96.9	95.7	89.9	72.1
1. One	3.5	4.9	2.2	3.2	6.8	1.8	3.6	4.7	2.2	2.9	6.0	0.8	3.0	3.9	8.6	14.7
2. Two	0.4	0.5	0.3	0.3	1.0	0.3	0.7	0.2	0.7	0.2	1.5	-	0.2	-	0.9	8.8
3. Three	0.1	0.2	*	0.1	-	0.3	0.2	-	-	0.1	0.3	-	-	0.4	-	2.8
4. Four or more	0.2	0.1	0.2	*	0.9	0.3	0.1	0.2	-	0.1	0.3	-	-	-	0.7	1.7
<i>Item 700 Subject A07a, S02</i>	<i>N†</i> 2295	1065	1155	1576	175	373	608	922	392	1897	346	1000	557	242	430	41
C31B: Smoking marijuana or hashish?																
0. None	95.8	94.4	97.3	96.5	92.3	94.8	97.4	95.1	96.2	96.7	92.0	100.0	96.9	95.3	89.4	55.4
1. One	3.2	4.5	2.1	3.0	4.8	4.3	1.6	3.8	3.2	2.8	5.0	-	2.6	3.5	8.4	28.5
2. Two	0.6	0.6	0.3	0.4	1.7	0.2	0.7	0.8	0.2	0.4	1.3	-	0.2	1.1	0.9	12.6
3. Three	0.2	0.3	0.1	0.1	0.3	0.2	0.2	0.1	0.4	*	1.1	-	0.3	-	0.5	-
4. Four or more	0.2	0.2	0.2	*	0.9	0.5	0.1	0.2	-	0.1	0.6	-	-	-	0.7	3.5
<i>Item 710 Subject A07a, S02</i>	<i>N†</i> 2290	1065	1149	1573	173	375	607	919	389	1896	342	995	556	242	428	46
C31C: Using other illegal drugs?																
0. None	98.4	98.6	98.4	98.5	97.6	97.6	98.6	98.1	99.9	98.8	97.7	100.0	100.0	99.6	95.1	68.7
1. One	0.9	1.0	0.8	1.1	0.8	1.7	0.4	1.3	-	0.7	1.1	-	-	-	3.8	8.3
2. Two	0.5	0.3	0.6	0.4	0.7	0.5	0.9	0.4	0.1	0.4	0.9	-	-	0.4	0.4	21.3
3. Three	-	-	-	-	-	-	-	-	-	-	-	-	-	-	-	-
4. Four or more	0.2	0.1	0.2	*	0.9	0.3	0.1	0.2	-	0.1	0.3	-	-	-	0.7	1.7
<i>Item 720 Subject A07a, S02</i>	<i>N†</i> 2285	1058	1152	1572	170	373	606	919	387	1893	341	997	556	242	428	40
C32: (FORMS 1 AND 5 ONLY) If you have not entered military service, and do not expect to enter, GO TO PART D.																

†=excludes respondents for whom question was inappropriate.

QUESTIONNAIRE FORM 1-6 2010	TOTAL	SEX		RACE		REGION				COLLEGE PLANS?		ILLICIT DRUG USE: LIFETIME					
		M	F	White	Black	NE	NC	S	W	Yes	No	None	Mari- juana Only	Few Pills	More Pills	Any Her- oin	
<i>N (Weighted No. of Cases):</i>	15127	6864	7221	8497	1771	2876	3328	5689	3235	11514	2237	7499	3470	1310	1979	227	
<i>% of Weighted Total:</i>	100.0	45.4	47.7	56.2	11.7	19.0	22.0	37.6	21.4	76.1	14.8	49.6	22.9	8.7	13.1	1.5	
What is, or will be, your branch of service?																	
1. Army	23.7	22.8	23.9	21.3	38.4	21.1	24.6	25.7	19.9	20.8	31.5	25.3	25.7	13.9	22.7	17.0	
2. Navy	12.5	13.3	11.2	14.3	7.0	18.4	5.4	11.9	17.3	13.4	11.5	11.4	12.3	22.4	11.6	-	
3. Marine Corps	23.3	28.2	16.3	23.3	8.9	19.2	24.4	21.8	28.6	23.0	26.5	19.6	22.8	26.4	29.6	52.8	
4. Air Force	21.2	18.7	27.2	23.6	21.3	17.6	25.9	21.5	18.0	22.5	17.4	20.5	21.7	25.7	20.8	19.5	
5. Coast Guard	3.6	3.0	5.2	4.2	3.7	-	5.2	5.3	0.4	4.0	1.4	5.1	1.6	1.3	4.3	-	
6. Uncertain	15.7	13.9	16.2	13.2	20.8	23.5	14.5	14.0	15.8	16.2	11.7	18.1	15.9	10.3	11.1	10.7	
<i>Item 730 Subject L01</i>	<i>N†</i>	573	363	189	310	84	76	117	269	112	415	135	252	143	53	99	4
C33: (FORMS 1 AND 5 ONLY) Do you expect to be an officer?																	
1. No	17.4	15.9	20.0	14.7	35.9	18.1	21.7	16.0	15.8	13.5	25.8	17.9	15.1	21.9	13.0	-	
2. Uncertain	41.2	39.5	46.2	40.8	37.7	39.5	43.0	41.8	38.8	38.5	47.3	40.3	41.2	36.5	47.2	41.3	
3. Yes	41.4	44.6	33.8	44.5	26.4	42.4	35.2	42.2	45.4	48.0	26.9	41.9	43.7	41.6	39.8	58.7	
<i>Item 740 Subject L01</i>	<i>N†</i>	599	379	195	317	93	78	126	275	120	434	139	268	145	54	103	5
C34: (FORMS 1 AND 5 ONLY) Do you expect to have a career in the Armed Forces?																	
1. No	16.3	16.3	15.8	17.0	22.9	24.3	17.5	12.5	18.5	16.4	10.6	14.9	18.8	14.9	11.4	-	
2. Uncertain	42.3	42.9	41.6	43.3	30.8	45.3	44.4	40.2	42.7	40.9	47.7	49.2	38.0	37.0	39.2	56.5	
3. Yes	41.5	40.8	42.6	39.7	46.3	30.4	38.1	47.3	38.8	42.6	41.8	35.9	43.2	48.1	49.4	43.5	
<i>Item 750 Subject L01</i>	<i>N†</i>	597	379	194	317	92	77	126	274	120	432	139	267	144	53	103	5
C32: (FORM 6 ONLY) When you drive a car, how often do you wear a seatbelt?																	
1. Never	4.4	5.8	2.5	3.8	8.5	2.9	5.6	5.4	2.9	2.6	12.0	3.4	5.0	3.3	5.8	13.5	
2. Seldom	3.7	4.6	3.2	4.8	3.5	3.2	4.8	3.9	2.9	3.1	7.1	1.8	3.8	5.2	8.3	17.2	
3. Sometimes	5.6	6.0	5.1	5.8	7.1	8.1	5.5	5.8	3.1	4.6	9.1	4.1	5.1	10.7	8.1	8.0	
4. Often	9.5	12.8	6.8	11.1	9.9	11.2	10.3	8.5	9.2	9.7	8.8	7.1	10.4	12.1	15.3	15.7	
5. Always	70.7	66.5	75.1	70.9	62.0	66.2	69.9	71.1	74.6	73.9	57.3	77.2	68.4	64.5	58.7	44.6	
8. Does not apply	6.0	4.4	7.4	3.5	9.0	8.4	4.0	5.2	7.3	6.1	5.7	6.5	7.2	4.1	3.9	1.0	
<i>Item 22210 Subject F07, S02, T02</i>	<i>N</i>	2339	1068	1187	1358	297	414	532	875	518	1870	405	1192	573	200	298	45
C33: (FORM 6 ONLY) When you are riding in the front passenger seat of a car, how often do you wear a seatbelt?																	
1. Never	4.2	6.1	1.7	3.8	9.0	3.0	5.9	5.2	1.6	2.3	12.0	3.3	4.1	2.3	6.4	15.3	
2. Seldom	3.9	4.3	3.7	4.7	2.7	4.1	5.2	3.4	3.3	3.4	6.4	1.3	4.5	9.7	8.3	10.7	
3. Sometimes	7.1	7.3	6.7	6.8	9.4	9.2	7.2	6.7	5.8	6.1	10.8	5.4	7.8	9.9	9.9	8.1	
4. Often	15.4	17.8	13.5	17.5	17.0	18.3	14.1	16.2	13.1	15.6	14.4	12.5	17.3	17.0	22.6	20.3	
5. Always	69.1	64.0	74.2	67.1	61.2	65.4	67.3	67.7	76.1	72.3	55.7	77.1	65.8	61.1	52.8	44.6	
8. Does not apply	0.3	0.4	0.2	0.1	0.7	-	0.3	0.7	-	0.2	0.8	0.4	0.4	-	-	1.0	
<i>Item 22220 Subject F07, S02, T02</i>	<i>N</i>	2332	1066	1182	1362	298	412	532	876	513	1862	407	1191	570	201	295	45
The following questions are about CIGARETTE SMOKING.																	
B01: Have you ever smoked cigarettes?																	
1. Never—GO TO Q.B03	57.8	55.2	61.1	55.5	69.4	61.4	57.7	54.6	60.1	61.7	41.1	83.2	38.5	33.0	18.0	8.0	
2. Once or twice	18.4	18.4	18.3	17.1	17.8	16.0	16.8	19.8	19.8	17.7	22.4	11.0	31.3	28.6	18.7	7.8	
3. Occasionally but not regularly	11.0	12.6	9.0	11.4	7.0	10.1	11.5	11.0	11.3	10.5	12.8	3.6	16.8	19.9	22.1	16.0	
4. Regularly in the past	4.5	4.5	4.7	5.5	2.6	4.6	4.2	5.2	3.8	4.0	6.1	0.9	5.4	7.2	13.5	17.7	
5. Regularly now	8.3	9.3	7.0	10.5	3.3	7.9	9.8	9.4	5.1	6.1	17.6	1.3	8.1	11.2	27.6	50.5	
<i>Item 760 Subject A01a</i>	<i>N</i>	14708	6780	7132	8429	1716	2760	3282	5485	3180	11398	2185	7430	3441	1295	1960	221
B02: How frequently have you smoked cigarettes during the past 30 days?																	
1. Not at all—incl. (1) in Q.B01	80.8	78.1	84.3	77.8	89.3	81.8	78.5	79.5	84.7	83.7	68.8	95.5	76.2	70.9	47.2	23.5	
2. Less than one cigarette per day	8.5	9.6	7.0	9.0	5.6	7.9	9.0	8.3	8.6	8.1	9.5	2.5	12.5	14.1	19.4	11.3	
3. One to five cigarettes per day	6.1	6.7	5.1	6.9	3.1	5.8	6.6	6.7	4.4	5.1	9.6	1.1	7.7	9.7	17.1	24.5	
4. About one-half pack per day	2.7	3.0	2.3	3.8	0.9	2.5	3.4	3.0	1.5	1.9	6.3	0.4	2.3	3.8	9.6	15.6	
5. About one pack per day	1.3	1.6	1.0	1.8	0.5	1.1	1.7	1.7	0.6	0.9	3.7	0.2	0.9	1.5	4.9	11.5	
6. About one and one-half packs per day	0.3	0.3	0.2	0.3	*	0.3	0.3	0.3	*	0.1	0.7	0.1	0.2	*	0.8	3.4	
7. Two packs or more per day	0.4	0.7	0.1	0.4	0.6	0.5	0.5	0.6	0.1	0.2	1.3	0.1	0.2	0.1	1.1	10.3	
<i>Item 780 Subject A01c</i>	<i>N</i>	14692	6773	7123	8418	1715	2763	3281	5474	3174	11390	2177	7427	3436	1295	1954	221

* = less than .05 percent. † = excludes respondents for whom question was inappropriate.

DESCRIPTIVE RESULTS: 2010

29

QUESTIONNAIRE FORM 1-6 2010	TOTAL	SEX		RACE		REGION				COLLEGE PLANS?		ILLICIT DRUG USE: LIFETIME				
		M	F	White	Black	NE	NC	S	W	Yes	No	None	Mari- juana Only	Few Pills	More Pills	Any Her- oin
<i>N (Weighted No. of Cases):</i> <i>% of Weighted Total:</i>	15127 100.0	6864 45.4	7221 47.7	8497 56.2	1771 11.7	2876 19.0	3328 22.0	5689 37.6	3235 21.4	11514 76.1	2237 14.8	7499 49.6	3470 22.9	1310 8.7	1979 13.1	227 1.5
B03: (FORMS 2-6 ONLY) Next we want to ask you about drinking alcoholic beverages, including beer, wine, liquor and any other beverage that contains alcohol.																
Have you ever had any alcoholic beverage to drink—more than just a few sips?																
1. No—GO TO Q.B07	29.8	30.1	29.4	28.5	37.2	24.0	29.0	31.0	33.7	31.3	23.6	50.2	8.4	11.2	5.7	4.4
2. Yes	70.2	69.9	70.6	71.5	62.8	76.0	71.0	69.0	66.3	68.7	76.4	49.8	91.6	88.8	94.3	95.6
<i>Item 790 Subject A01a</i>	<i>N 11977</i>	<i>5595</i>	<i>5849</i>	<i>6994</i>	<i>1376</i>	<i>2250</i>	<i>2689</i>	<i>4431</i>	<i>2608</i>	<i>9433</i>	<i>1805</i>	<i>6113</i>	<i>2801</i>	<i>1101</i>	<i>1622</i>	<i>194</i>
B04: On how many occasions have you had alcoholic beverages to drink—more than just a few sips . . .																
B04A: . . . in your lifetime?																
1. 0 occasions—incl. (1) in Q.B03	29.0	29.3	28.7	28.1	35.5	23.1	27.9	30.0	33.6	30.4	24.1	48.9	7.4	11.4	5.7	4.3
2. 1-2	8.6	8.0	9.2	7.7	10.8	6.6	9.5	9.1	8.6	8.5	7.8	11.8	6.7	6.2	1.9	1.1
3. 3-5	11.6	9.9	13.3	10.2	15.9	10.6	11.4	11.8	12.3	12.1	9.5	13.5	12.8	9.5	4.7	3.9
4. 6-9	9.7	8.7	10.6	9.2	10.4	10.3	9.5	9.2	10.2	10.1	8.3	8.5	13.5	11.3	7.0	3.0
5. 10-19	11.6	10.8	12.8	11.4	10.4	13.2	11.4	11.2	11.2	11.8	11.0	7.8	18.5	18.1	11.0	5.2
6. 20-39	9.8	10.0	9.8	11.0	6.3	11.8	10.6	9.3	8.2	9.4	12.2	4.3	15.3	16.2	16.9	10.9
7. 40 or more	19.7	23.5	15.6	22.5	10.7	24.4	19.7	19.5	16.0	17.7	27.1	5.3	25.7	27.2	52.6	71.6
<i>Item 810 Subject A01a</i>	<i>N 14233</i>	<i>6564</i>	<i>6960</i>	<i>8266</i>	<i>1621</i>	<i>2697</i>	<i>3184</i>	<i>5264</i>	<i>3088</i>	<i>11141</i>	<i>2068</i>	<i>7254</i>	<i>3349</i>	<i>1272</i>	<i>1911</i>	<i>210</i>
B04B: . . . during the last 12 months?																
1. 0 occasions—incl.(1) in Q.B03	34.8	35.0	34.7	33.2	42.5	27.3	33.8	36.4	39.7	36.1	30.2	55.8	13.2	16.3	8.3	5.7
2. 1-2	17.3	14.5	20.3	15.5	21.2	16.3	17.6	17.9	17.1	17.8	14.6	19.3	19.1	15.9	9.1	7.0
3. 3-5	14.0	12.3	15.5	13.1	16.0	14.3	14.2	14.1	13.4	14.2	13.8	11.7	18.9	18.3	12.2	5.6
4. 6-9	9.7	9.9	9.6	10.5	7.8	11.5	9.1	9.5	9.3	9.5	10.8	5.8	14.8	14.1	13.1	12.6
5. 10-19	9.9	10.5	9.3	11.1	5.4	13.0	10.1	8.8	9.1	9.6	11.1	3.7	16.1	16.8	17.2	17.0
6. 20-39	6.3	7.0	5.7	7.5	2.3	7.8	6.4	6.0	5.3	5.8	8.0	2.1	9.2	8.5	14.5	12.9
7. 40 or more	7.9	10.9	4.9	9.1	4.8	10.0	8.9	7.3	6.2	7.0	11.5	1.5	8.7	10.1	25.6	39.2
<i>Item 820 Subject A01b</i>	<i>N 14204</i>	<i>6542</i>	<i>6951</i>	<i>8256</i>	<i>1612</i>	<i>2694</i>	<i>3183</i>	<i>5252</i>	<i>3075</i>	<i>11115</i>	<i>2064</i>	<i>7233</i>	<i>3343</i>	<i>1275</i>	<i>1910</i>	<i>210</i>
B04C: . . . during the last 30 days?																
1. 0 occasions—incl. (1) in Q.B03	58.8	55.8	62.1	55.9	69.2	50.8	59.2	60.4	62.6	60.7	52.1	80.0	41.8	39.9	26.5	17.9
2. 1-2	19.3	18.6	20.1	19.5	16.9	21.9	18.0	19.4	18.5	19.2	19.4	13.1	28.2	27.5	21.9	16.8
3. 3-5	10.4	11.5	9.3	12.0	6.6	13.6	10.8	9.2	9.3	10.1	11.6	4.0	15.2	17.1	20.7	18.8
4. 6-9	5.4	6.2	4.6	6.1	3.0	7.3	5.4	4.8	5.0	4.9	7.3	1.4	7.9	8.8	13.3	14.8
5. 10-19	3.3	4.3	2.3	3.9	1.6	3.6	3.6	3.3	2.8	2.9	5.2	0.7	4.3	4.2	9.1	14.6
6. 20-39	1.1	1.2	0.9	1.1	1.0	1.0	1.1	1.3	0.8	0.9	1.7	0.3	1.0	1.5	3.4	4.9
7. 40 or more	1.6	2.4	0.7	1.6	1.6	1.9	2.1	1.6	1.1	1.3	2.7	0.5	1.5	1.2	5.0	12.2
<i>Item 830 Subject A01c</i>	<i>N 14180</i>	<i>6545</i>	<i>6927</i>	<i>8252</i>	<i>1605</i>	<i>2683</i>	<i>3178</i>	<i>5244</i>	<i>3074</i>	<i>11089</i>	<i>2068</i>	<i>7219</i>	<i>3334</i>	<i>1275</i>	<i>1911</i>	<i>211</i>
(FORMS 1 AND 6 ONLY) On how many occasions (if any) have you been drunk or very high from drinking alcoholic beverages?																
B04D: . . . in your lifetime?																
1. 0 occasions	45.9	44.2	47.5	41.8	62.7	39.6	43.3	48.7	49.1	47.4	42.1	70.0	21.9	24.3	11.2	2.0
2. 1-2	15.0	13.9	16.7	13.2	17.2	14.7	15.7	14.3	15.8	15.4	12.8	14.7	19.9	14.8	8.4	7.4
3. 3-5	8.7	6.9	9.9	8.5	5.8	8.9	9.4	9.1	7.1	8.8	6.9	6.2	12.2	12.2	10.4	2.1
4. 6-9	6.3	6.9	5.9	7.1	2.8	7.7	5.7	5.9	6.2	6.0	7.1	3.5	9.2	8.8	9.3	15.7
5. 10-19	7.2	7.7	7.0	8.6	4.8	7.4	7.0	7.0	7.6	6.9	8.7	2.2	12.5	13.6	13.5	5.4
6. 20-39	5.9	6.6	5.3	7.1	3.4	7.1	7.3	5.1	5.0	5.7	7.1	1.2	10.7	12.0	11.9	11.7
7. 40 or more	10.9	13.8	7.7	13.7	3.3	14.7	11.6	9.8	9.0	9.8	15.3	2.1	13.6	14.3	35.3	55.7
<i>Item 25020 Subject A01a</i>	<i>N 4392</i>	<i>1934</i>	<i>2220</i>	<i>2530</i>	<i>508</i>	<i>779</i>	<i>995</i>	<i>1637</i>	<i>981</i>	<i>3447</i>	<i>638</i>	<i>2288</i>	<i>1042</i>	<i>363</i>	<i>547</i>	<i>62</i>
B04E: . . . during the last 12 months?																
1. 0 occasions	56.0	53.2	59.2	50.9	72.1	49.6	53.0	58.4	59.9	57.3	53.0	78.6	35.1	36.7	19.7	16.5
2. 1-2	16.4	14.3	18.1	16.1	14.5	15.9	17.5	16.5	15.4	16.9	12.7	13.5	22.8	16.4	16.2	15.2
3. 3-5	7.2	7.7	6.6	7.8	4.2	8.8	7.1	6.6	7.0	6.9	8.1	3.0	11.3	13.8	12.5	-
4. 6-9	6.7	7.0	6.3	8.2	2.7	7.8	6.0	7.3	5.4	6.3	7.9	2.7	10.1	10.1	12.8	20.4
5. 10-19	5.6	6.2	5.0	6.9	3.3	6.5	6.9	4.8	4.8	5.5	6.3	0.8	10.7	13.4	10.5	4.1
6. 20-39	3.8	5.1	2.6	4.9	1.4	5.3	4.4	3.1	3.1	3.4	5.5	0.8	5.5	4.6	11.9	5.4
7. 40 or more	4.5	6.5	2.2	5.3	1.8	6.1	5.1	3.3	4.5	3.8	6.4	0.7	4.4	5.1	16.4	38.4
<i>Item 25030 Subject A01b</i>	<i>N 4374</i>	<i>1929</i>	<i>2206</i>	<i>2529</i>	<i>506</i>	<i>775</i>	<i>995</i>	<i>1629</i>	<i>974</i>	<i>3430</i>	<i>640</i>	<i>2282</i>	<i>1033</i>	<i>362</i>	<i>545</i>	<i>61</i>

QUESTIONNAIRE FORM 1-6 2010	TOTAL	SEX		RACE		REGION				COLLEGE PLANS?		ILLICIT DRUG USE: LIFETIME				
		M	F	White	Black	NE	NC	S	W	Yes	No	None	Mari- juana Only	Few Pills	More Pills	Any Her- oin
<i>N (Weighted No. of Cases):</i>	15127	6864	7221	8497	1771	2876	3328	5689	3235	11514	2237	7499	3470	1310	1979	227
<i>% of Weighted Total:</i>	100.0	45.4	47.7	56.2	11.7	19.0	22.0	37.6	21.4	76.1	14.8	49.6	22.9	8.7	13.1	1.5
B04F: . . . during the last 30 days?																
1. 0 occasions	73.2	68.8	78.2	68.4	86.1	67.6	71.1	75.1	76.6	75.2	67.1	90.9	61.1	56.6	40.8	21.5
2. 1-2	14.4	15.8	13.0	16.5	7.5	16.0	14.2	14.6	13.2	13.8	16.0	6.4	22.0	26.7	23.4	23.2
3. 3-5	5.5	6.4	4.4	6.8	3.1	6.4	6.5	4.3	5.7	5.1	6.9	1.1	9.6	8.8	12.8	7.8
4. 6-9	3.4	4.2	2.7	4.3	1.7	6.3	3.6	2.7	1.9	3.1	3.5	0.8	4.0	4.6	10.5	17.8
5. 10-19	1.9	2.6	1.1	2.3	0.7	2.0	2.6	1.8	1.3	1.5	3.7	0.4	2.0	1.7	7.9	8.3
6. 20-39	0.5	0.7	0.3	0.6	0.2	0.4	0.7	0.4	0.7	0.4	0.9	0.1	0.7	1.1	1.2	4.1
7. 40 or more	1.0	1.5	0.4	1.1	0.7	1.3	1.3	1.0	0.6	0.7	1.9	0.2	0.6	0.5	3.3	17.2
<i>Item 25040 Subject A01c</i>	<i>N</i> 4375	1931	2204	2528	507	776	995	1628	975	3429	639	2282	1037	362	541	61
B05: (FORMS 2-6 ONLY) On the occasions that you drink alcoholic beverages, how often do you drink enough to feel pretty high?																
1. On none of the occasions	26.5	22.2	30.3	21.9	37.4	23.9	24.6	29.2	26.0	27.6	21.6	47.2	18.5	16.1	7.3	8.9
2. On few of the occasions	27.2	24.7	29.8	24.6	32.2	23.9	24.9	29.3	29.5	27.7	25.3	28.8	30.6	27.2	20.4	14.5
3. On about half of the occasions	14.6	14.9	14.3	16.0	9.5	14.8	14.5	14.0	15.5	14.1	16.2	9.5	16.3	19.0	18.7	12.8
4. On most of the occasions	19.1	21.9	16.2	23.0	9.6	23.0	21.3	16.6	17.1	18.6	22.0	9.7	22.6	23.6	27.8	27.9
5. On nearly all of the occasions	12.6	16.2	9.4	14.5	11.3	14.3	14.6	10.8	11.9	12.0	14.9	4.7	12.1	14.1	25.9	35.9
<i>Item 840 Subject A01e</i>	<i>N†</i> 8408	3933	4125	5020	862	1707	1914	3061	1726	6488	1384	3044	2575	983	1540	181
B06: Think back over the LAST TWO WEEKS. How many times have you had five or more drinks in a row? (A "drink" is a bottle of beer, a glass of wine, a wine cooler, a shot glass of liquor, a mixed drink, etc.)																
(NOTE: In four forms wine coolers were included in the question text.)																
1. None—incl. (1) in Q.B03	76.8	72.0	81.6	73.5	87.4	71.3	75.4	79.0	79.3	78.8	67.9	92.0	67.3	64.8	47.4	34.6
2. Once	8.6	9.1	8.4	10.0	4.6	11.1	8.2	8.2	7.7	8.3	10.8	3.9	13.9	14.0	14.3	9.0
3. Twice	6.6	8.2	4.9	7.5	2.7	8.5	6.9	5.6	6.2	6.0	8.7	2.3	9.8	10.0	13.9	16.4
4. Three to five times	5.4	7.2	3.6	6.4	2.6	7.3	6.0	4.7	4.3	4.9	7.5	1.2	6.6	8.1	16.2	20.7
5. Six to nine times	1.4	1.8	1.0	1.6	0.8	1.4	1.8	1.2	1.4	1.1	2.9	0.4	1.3	2.1	4.3	6.5
6. Ten or more times	1.2	1.8	0.6	1.0	1.9	0.4	1.7	1.4	1.1	1.0	2.2	0.2	1.2	1.1	3.9	12.8
<i>Item 850 Subject A01d</i>	<i>N</i> 13945	6413	6866	8137	1596	2617	3144	5148	3036	10971	2014	7182	3263	1253	1848	202
The next major section of this questionnaire deals with various other drugs. There is a lot of talk these days about this subject, but very little accurate information. Therefore, we still have a lot to learn about the actual experiences and attitudes of people your age.																
We hope that you can answer all questions; but if you find one which you feel you cannot answer honestly, we would prefer that you leave it blank.																
Remember that your answers will be kept strictly confidential; they are never connected with your name or your class.																
B07: On how many occasions (if any) have you used marijuana (weed, pot) or hashish (hash, hash oil) . . .																
B07A: . . . in your lifetime?																
1. 0 occasions	56.2	52.9	60.0	56.2	59.0	49.7	59.2	58.4	54.9	59.0	45.3	100.0	-	27.7	12.0	4.3
2. 1-2	8.9	8.3	9.7	8.6	10.4	9.2	8.9	9.1	8.3	8.9	9.7	-	29.6	10.5	6.0	4.9
3. 3-5	6.3	5.6	7.0	5.7	7.3	7.5	5.5	6.1	6.5	6.4	6.0	-	19.3	10.1	5.3	5.2
4. 6-9	4.7	4.5	4.9	4.7	3.4	5.7	3.4	4.2	5.9	4.6	5.5	-	12.7	7.5	6.1	6.9
5. 10-19	5.1	5.2	4.8	4.9	3.8	5.9	4.9	4.4	5.7	4.9	5.7	-	12.8	9.9	7.2	7.2
6. 20-39	3.9	3.9	3.8	4.1	2.9	4.7	3.6	3.4	4.3	3.7	5.2	-	7.9	8.7	8.6	3.5
7. 40 or more	14.9	19.6	9.8	15.8	13.3	17.3	14.4	14.4	14.4	12.6	22.6	-	17.7	25.6	54.7	68.1
<i>Item 860 Subject A01a</i>	<i>N</i> 14406	6671	7060	8347	1671	2712	3216	5334	3144	11299	2125	7499	3453	1277	1936	211

†=excludes respondents for whom question was inappropriate.

DESCRIPTIVE RESULTS: 2010

31

QUESTIONNAIRE FORM 1-6 2010	TOTAL	SEX		RACE		REGION				COLLEGE PLANS?		ILLICIT DRUG USE: LIFETIME				
		M	F	White	Black	NE	NC	S	W	Yes	No	None	Mari- juana Only	Few Pills	More Pills	Any Her- oin
<i>N (Weighted No. of Cases):</i>	15127	6864	7221	8497	1771	2876	3328	5689	3235	11514	2237	7499	3470	1310	1979	227
<i>% of Weighted Total:</i>	100.0	45.4	47.7	56.2	11.7	19.0	22.0	37.6	21.4	76.1	14.8	49.6	22.9	8.7	13.1	1.5
B07B: . . . during the last 12 months?																
1. 0 occasions	65.2	61.7	69.3	64.6	68.8	58.7	67.5	67.6	64.2	67.5	57.3	100.0	26.6	39.2	22.0	13.0
2. 1-2	9.7	8.9	10.6	9.8	9.2	11.4	8.7	9.4	10.0	9.6	10.5	-	27.3	17.6	11.1	9.1
3. 3-5	5.7	5.3	6.0	5.3	4.7	6.1	5.1	5.3	6.5	5.9	5.3	-	14.7	9.1	9.3	7.6
4. 6-9	3.6	3.6	3.4	3.6	2.9	4.3	3.0	2.9	4.8	3.4	4.1	-	8.9	6.8	5.5	6.5
5. 10-19	3.8	4.0	3.4	3.9	3.0	5.1	3.4	3.3	4.0	3.6	4.7	-	7.8	7.1	8.8	7.6
6. 20-39	3.1	3.5	2.8	3.5	2.3	3.7	3.3	3.0	2.6	2.9	4.0	-	5.3	6.5	8.4	7.6
7. 40 or more	8.9	13.0	4.6	9.3	9.1	10.7	8.9	8.5	8.0	7.2	14.2	-	9.4	13.7	34.8	48.6
<i>Item 870 Subject A01b</i>	<i>N 14397</i>	<i>6660</i>	<i>7065</i>	<i>8345</i>	<i>1666</i>	<i>2710</i>	<i>3217</i>	<i>5339</i>	<i>3131</i>	<i>11299</i>	<i>2117</i>	<i>7499</i>	<i>3442</i>	<i>1282</i>	<i>1929</i>	<i>209</i>
B07C: . . . during the last 30 days?																
1. 0 occasions	78.6	74.8	83.1	78.4	80.3	73.9	80.0	80.4	78.3	80.7	71.9	100.0	61.0	63.4	42.9	30.2
2. 1-2	7.5	7.2	7.6	7.3	5.9	8.9	6.4	6.6	9.0	7.6	7.4	-	18.8	13.7	12.2	9.4
3. 3-5	3.2	3.5	2.8	3.2	3.1	3.7	3.2	2.9	3.4	3.1	3.5	-	6.7	6.8	7.0	5.5
4. 6-9	2.1	2.4	1.7	2.3	1.9	2.9	1.9	1.9	1.9	1.8	3.6	-	3.6	4.0	5.7	5.5
5. 10-19	2.4	3.3	1.5	2.6	2.1	3.0	2.7	2.2	2.0	2.2	3.1	-	3.8	3.6	7.9	8.6
6. 20-39	2.0	2.8	1.2	1.9	2.5	2.3	1.8	2.2	1.7	1.5	3.4	-	2.4	3.3	7.0	14.4
7. 40 or more	4.1	6.0	2.1	4.3	4.3	5.2	4.0	3.9	3.7	3.1	7.1	-	3.7	5.3	17.3	26.5
<i>Item 880 Subject A01c</i>	<i>N 14374</i>	<i>6646</i>	<i>7054</i>	<i>8333</i>	<i>1665</i>	<i>2708</i>	<i>3211</i>	<i>5323</i>	<i>3133</i>	<i>11281</i>	<i>2114</i>	<i>7499</i>	<i>3431</i>	<i>1274</i>	<i>1926</i>	<i>209</i>
B08: On how many occasions, if any, have you used LSD ("acid") . . .																
B08A: . . . in your lifetime?																
1. 0 occasions	96.0	94.6	97.6	95.3	98.5	95.0	95.8	96.4	96.6	96.7	93.7	100.0	100.0	94.0	81.1	39.3
2. 1-2	2.4	3.3	1.4	2.8	0.7	2.8	2.4	2.4	2.0	2.1	3.3	-	-	6.0	10.8	27.8
3. 3-5	0.7	0.9	0.5	1.0	0.1	1.0	0.8	0.5	0.8	0.6	0.9	-	-	-	4.5	7.9
4. 6-9	0.4	0.5	0.2	0.4	0.3	0.6	0.3	0.3	0.2	0.2	1.0	-	-	-	1.7	8.6
5. 10-19	0.2	0.2	0.1	0.2	*	0.4	0.1	0.1	0.2	0.1	0.4	-	-	-	0.7	6.0
6. 20-39	0.1	0.2	0.1	0.1	0.1	0.1	0.1	0.1	0.2	0.1	0.2	-	-	-	0.4	4.4
7. 40 or more	0.2	0.3	0.1	0.2	0.3	0.1	0.4	0.2	0.1	0.1	0.4	-	-	-	0.7	6.0
<i>Item 890 Subject A01a</i>	<i>N 14519</i>	<i>6733</i>	<i>7112</i>	<i>8398</i>	<i>1708</i>	<i>2714</i>	<i>3262</i>	<i>5377</i>	<i>3166</i>	<i>11359</i>	<i>2178</i>	<i>7458</i>	<i>3438</i>	<i>1293</i>	<i>1948</i>	<i>216</i>
B08B: . . . during the last 12 months?																
1. 0 occasions	97.4	96.4	98.6	96.8	99.0	96.3	97.2	98.0	97.7	97.9	95.8	100.0	100.0	96.9	86.9	63.6
2. 1-2	1.7	2.4	1.0	2.3	0.5	2.5	1.7	1.5	1.5	1.5	2.6	-	-	3.1	8.8	19.0
3. 3-5	0.4	0.7	0.1	0.6	0.1	0.6	0.5	0.2	0.4	0.4	0.5	-	-	-	2.4	5.9
4. 6-9	0.2	0.2	0.1	0.2	0.2	0.3	0.2	0.1	0.2	0.1	0.5	-	-	-	1.0	3.4
5. 10-19	0.1	0.1	*	*	0.1	0.2	0.1	*	*	*	0.2	-	-	-	0.2	3.5
6. 20-39	0.1	0.1	*	0.1	0.1	0.1	0.1	*	0.1	*	0.1	-	-	-	0.2	2.3
7. 40 or more	0.1	0.1	0.1	0.1	0.2	*	0.2	0.1	*	0.1	0.3	-	-	-	0.5	2.2
<i>Item 900 Subject A01b</i>	<i>N 14519</i>	<i>6736</i>	<i>7108</i>	<i>8398</i>	<i>1711</i>	<i>2719</i>	<i>3262</i>	<i>5375</i>	<i>3164</i>	<i>11358</i>	<i>2179</i>	<i>7458</i>	<i>3442</i>	<i>1293</i>	<i>1945</i>	<i>213</i>
B08C: . . . during the last 30 days?																
1. 0 occasions	99.2	98.9	99.7	99.2	99.4	99.0	99.0	99.4	99.3	99.4	98.3	100.0	100.0	99.4	96.4	82.5
2. 1-2	0.5	0.7	0.2	0.6	0.3	0.8	0.5	0.3	0.6	0.4	1.0	-	-	0.6	2.2	10.8
3. 3-5	0.1	0.1	*	0.1	*	0.1	0.1	0.1	0.1	*	0.5	-	-	-	0.6	2.2
4. 6-9	0.1	0.1	*	*	0.1	0.1	0.1	0.1	*	0.1	0.1	-	-	-	0.3	2.8
5. 10-19	*	*	-	*	*	*	-	*	-	*	*	-	-	-	0.1	0.1
6. 20-39	*	*	*	*	-	-	0.1	-	-	*	*	-	-	-	*	0.7
7. 40 or more	0.1	0.1	0.1	0.1	0.1	*	0.2	0.1	*	0.1	0.2	-	-	-	0.5	0.9
<i>Item 910 Subject A01c</i>	<i>N 14517</i>	<i>6734</i>	<i>7109</i>	<i>8398</i>	<i>1710</i>	<i>2718</i>	<i>3263</i>	<i>5374</i>	<i>3162</i>	<i>11357</i>	<i>2175</i>	<i>7460</i>	<i>3442</i>	<i>1293</i>	<i>1944</i>	<i>211</i>
B09: On how many occasions (if any) have you used hallucinogens other than LSD (like mescaline, peyote, "shrooms" or psilocybin, PCP) . . .																
B09A: . . . in your lifetime?																
1. 0 occasions	92.3	89.8	95.0	90.7	98.1	92.3	93.2	92.8	90.5	93.3	88.9	100.0	100.0	82.1	62.9	26.3
2. 1-2	4.4	5.6	3.1	5.5	0.7	4.7	3.8	4.2	5.0	4.0	5.7	-	-	17.9	18.1	23.9
3. 3-5	1.5	2.1	0.8	1.8	0.1	1.3	1.2	1.3	2.1	1.3	2.2	-	-	-	9.3	13.9
4. 6-9	0.7	0.8	0.6	0.8	0.2	0.8	0.5	0.7	0.9	0.6	0.7	-	-	-	4.1	10.6
5. 10-19	0.5	0.8	0.2	0.5	0.2	0.5	0.5	0.5	0.7	0.3	1.5	-	-	-	2.8	8.5
6. 20-39	0.2	0.3	0.1	0.3	*	0.1	0.3	0.2	0.3	0.2	0.2	-	-	-	0.9	5.9
7. 40 or more	0.4	0.7	0.1	0.4	0.6	0.3	0.5	0.4	0.5	0.3	0.8	-	-	-	1.9	10.9
<i>Item 920 Subject A01a</i>	<i>N 14482</i>	<i>6737</i>	<i>7098</i>	<i>8395</i>	<i>1704</i>	<i>2713</i>	<i>3249</i>	<i>5366</i>	<i>3154</i>	<i>11359</i>	<i>2171</i>	<i>7448</i>	<i>3407</i>	<i>1292</i>	<i>1946</i>	<i>217</i>

QUESTIONNAIRE FORM 1-6 2010	TOTAL	SEX		RACE		REGION				COLLEGE PLANS?		ILLCIT DRUG USE: LIFETIME				
		M	F	White	Black	NE	NC	S	W	Yes	No	None	Mari- juana Only	Few Pills	More Pills	Any Her- oin
<i>N (Weighted No. of Cases):</i>	15127	6864	7221	8497	1771	2876	3328	5689	3235	11514	2237	7499	3470	1310	1979	227
<i>% of Weighted Total:</i>	100.0	45.4	47.7	56.2	11.7	19.0	22.0	37.6	21.4	76.1	14.8	49.6	22.9	8.7	13.1	1.5
B09B: . . . during the last 12 months?																
1. 0 occasions	95.2	93.1	97.5	94.2	98.8	95.0	95.5	96.1	93.8	95.8	92.9	100.0	100.0	91.5	75.6	50.2
2. 1-2	3.0	4.2	1.8	3.9	0.4	3.4	2.8	2.5	3.8	2.7	4.2	-	-	8.5	14.3	21.7
3. 3-5	0.9	1.4	0.4	0.9	0.1	1.0	0.7	0.7	1.4	0.8	1.1	-	-	-	5.5	9.5
4. 6-9	0.4	0.5	0.2	0.4	-	0.3	0.3	0.3	0.6	0.3	0.5	-	-	-	2.1	5.3
5. 10-19	0.2	0.3	0.1	0.2	0.1	0.1	0.3	0.3	0.1	0.1	0.6	-	-	-	0.9	5.8
6. 20-39	0.1	0.2	0.1	0.1	0.3	*	0.3	0.1	*	0.1	0.3	-	-	-	0.6	3.7
7. 40 or more	0.2	0.3	0.1	0.2	0.2	0.2	0.2	0.2	0.3	0.1	0.3	-	-	-	1.0	3.9
<i>Item 930 Subject A01b</i>	<i>N 14481</i>	<i>6738</i>	<i>7097</i>	<i>8393</i>	<i>1704</i>	<i>2713</i>	<i>3253</i>	<i>5362</i>	<i>3153</i>	<i>11360</i>	<i>2171</i>	<i>7452</i>	<i>3410</i>	<i>1290</i>	<i>1941</i>	<i>215</i>
B09C: . . . during the last 30 days?																
1. 0 occasions	98.5	97.7	99.3	98.4	99.3	98.5	98.5	98.7	97.9	98.7	97.5	100.0	100.0	98.4	92.1	76.9
2. 1-2	1.0	1.5	0.5	1.0	0.1	0.9	0.8	0.8	1.5	0.8	1.6	-	-	1.6	5.2	9.4
3. 3-5	0.2	0.4	0.1	0.3	-	0.2	0.3	0.1	0.3	0.2	0.3	-	-	-	1.0	6.2
4. 6-9	0.1	0.2	*	0.1	-	0.2	0.1	0.1	0.1	0.1	0.2	-	-	-	0.5	3.0
5. 10-19	0.1	0.1	0.1	0.1	0.4	*	0.2	*	0.1	0.1	0.2	-	-	-	0.5	1.9
6. 20-39	*	*	-	*	0.1	-	*	*	0.1	*	0.1	-	-	-	*	1.7
7. 40 or more	0.1	0.1	*	0.1	0.1	0.2	*	0.2	-	0.1	0.2	-	-	-	0.6	0.9
<i>Item 940 Subject A01c</i>	<i>N 14477</i>	<i>6734</i>	<i>7098</i>	<i>8389</i>	<i>1704</i>	<i>2713</i>	<i>3250</i>	<i>5360</i>	<i>3153</i>	<i>11359</i>	<i>2169</i>	<i>7452</i>	<i>3409</i>	<i>1289</i>	<i>1939</i>	<i>214</i>
B10: On how many occasions (if any) have you used cocaine (sometimes called "coke", "crack", "rock") . . .																
B10A: . . . in your lifetime?																
1. 0 occasions	94.5	93.4	95.8	94.5	98.5	94.6	95.7	94.6	93.1	95.6	90.7	100.0	100.0	91.6	74.1	16.4
2. 1-2	2.4	2.9	1.8	2.5	0.5	2.2	2.0	2.2	3.3	1.9	4.1	-	-	7.6	11.3	11.9
3. 3-5	1.0	1.2	0.8	0.9	0.1	1.1	0.6	1.0	1.3	0.9	1.4	-	-	0.8	5.6	13.1
4. 6-9	0.5	0.5	0.5	0.5	0.2	0.4	0.3	0.5	0.6	0.4	0.7	-	-	-	2.7	6.9
5. 10-19	0.6	0.7	0.4	0.6	0.1	0.5	0.4	0.7	0.5	0.4	0.9	-	-	-	3.0	10.3
6. 20-39	0.3	0.4	0.2	0.4	0.1	0.3	0.3	0.3	0.5	0.2	1.1	-	-	-	1.3	10.9
7. 40 or more	0.7	1.0	0.5	0.6	0.6	0.9	0.8	0.6	0.7	0.5	1.1	-	-	-	2.0	30.5
<i>Item 950 Subject A01a</i>	<i>N 14361</i>	<i>6713</i>	<i>7098</i>	<i>8364</i>	<i>1712</i>	<i>2675</i>	<i>3228</i>	<i>5320</i>	<i>3139</i>	<i>11317</i>	<i>2173</i>	<i>7392</i>	<i>3363</i>	<i>1280</i>	<i>1914</i>	<i>217</i>
B10B: . . . during the last 12 months?																
1. 0 occasions	97.1	96.0	98.1	97.0	98.9	96.7	97.6	97.5	96.0	97.6	94.8	100.0	100.0	97.8	85.7	43.7
2. 1-2	1.4	1.9	0.9	1.4	0.1	1.3	1.0	1.2	1.9	1.2	2.2	-	-	2.1	7.7	9.5
3. 3-5	0.5	0.8	0.2	0.5	0.1	0.7	0.3	0.4	0.7	0.4	0.9	-	-	0.1	2.8	8.8
4. 6-9	0.3	0.3	0.2	0.2	0.2	0.3	0.2	0.2	0.5	0.2	0.5	-	-	-	1.3	7.7
5. 10-19	0.3	0.4	0.2	0.4	0.1	0.3	0.4	0.3	0.4	0.2	0.7	-	-	-	1.5	8.5
6. 20-39	0.2	0.3	*	0.2	0.3	0.2	0.1	0.2	0.2	0.1	0.3	-	-	-	0.1	10.1
7. 40 or more	0.3	0.4	0.2	0.2	0.3	0.4	0.4	0.2	0.4	0.2	0.6	-	-	-	0.9	11.8
<i>Item 960 Subject A01b</i>	<i>N 14364</i>	<i>6715</i>	<i>7097</i>	<i>8367</i>	<i>1711</i>	<i>2676</i>	<i>3232</i>	<i>5319</i>	<i>3137</i>	<i>11319</i>	<i>2174</i>	<i>7396</i>	<i>3365</i>	<i>1280</i>	<i>1912</i>	<i>214</i>
B10C: . . . during the last 30 days?																
1. 0 occasions	98.7	98.1	99.3	98.8	99.1	98.6	98.8	99.0	98.3	99.0	97.6	100.0	100.0	99.5	94.8	63.5
2. 1-2	0.7	1.1	0.3	0.8	0.2	0.7	0.6	0.6	0.9	0.6	1.2	-	-	0.5	3.1	15.2
3. 3-5	0.1	0.2	0.1	0.1	0.1	0.2	0.2	0.1	0.1	0.1	0.2	-	-	-	0.6	3.0
4. 6-9	0.2	0.2	0.1	0.1	0.2	0.1	0.1	0.2	0.3	0.1	0.3	-	-	-	0.8	5.8
5. 10-19	0.1	0.2	0.1	0.1	*	0.2	0.2	0.1	0.1	0.1	0.2	-	-	-	0.3	6.5
6. 20-39	*	*	*	*	0.1	*	*	*	*	*	0.1	-	-	-	*	1.6
7. 40 or more	0.1	0.2	0.1	*	0.2	0.1	0.1	0.1	0.2	0.1	0.3	-	-	-	0.5	4.4
<i>Item 970 Subject A01c</i>	<i>N 14366</i>	<i>6717</i>	<i>7097</i>	<i>8368</i>	<i>1712</i>	<i>2676</i>	<i>3232</i>	<i>5320</i>	<i>3138</i>	<i>11319</i>	<i>2174</i>	<i>7395</i>	<i>3365</i>	<i>1281</i>	<i>1914</i>	<i>215</i>
(Data is combined from Forms 1-6, question number and section may vary.) On how many occasions (if any) have you used "crack" (cocaine in chunk or rock form) . . .																
B10D: . . . in your lifetime?																
1. 0 occasions	97.6	97.2	98.2	98.1	99.2	97.7	98.1	97.6	97.1	98.0	96.3	100.0	100.0	97.0	90.7	45.0
2. 1-2	1.1	1.3	0.9	0.9	0.1	0.9	1.0	1.0	1.5	1.0	1.5	-	-	2.7	4.8	14.1
3. 3-5	0.3	0.5	0.2	0.3	0.1	0.4	0.2	0.3	0.5	0.3	0.6	-	-	-	1.5	9.3
4. 6-9	0.2	0.2	0.2	0.1	-	0.3	0.2	0.2	0.1	0.2	0.2	-	-	0.2	0.7	4.7
5. 10-19	0.2	0.2	0.2	0.2	0.1	0.1	0.1	0.3	0.2	0.1	0.5	-	-	-	0.9	4.2
6. 20-39	0.2	0.3	0.2	0.2	*	0.2	0.2	0.3	0.2	0.2	0.2	-	-	-	0.5	10.4
7. 40 or more	0.4	0.5	0.2	0.2	0.5	0.4	0.3	0.3	0.4	0.2	0.7	-	-	0.1	1.0	12.2
<i>Item 22260 Subject A01a</i>	<i>N 13821</i>	<i>6455</i>	<i>6864</i>	<i>8155</i>	<i>1620</i>	<i>2456</i>	<i>3183</i>	<i>5136</i>	<i>3047</i>	<i>11003</i>	<i>2104</i>	<i>7112</i>	<i>3195</i>	<i>1238</i>	<i>1852</i>	<i>201</i>

*= \leq .05 percent.

33

QUESTIONNAIRE FORM 1-6 2010	TOTAL	SEX		RACE		REGION				COLLEGE PLANS?		ILLICIT DRUG USE: LIFETIME				
		M	F	White	Black	NE	NC	S	W	Yes	No	None	Mari- juana Only	Few Pills	More Pills	Any Her- oin
<i>N (Weighted No. of Cases):</i> <i>% of Weighted Total:</i>	15127 100.0	6864 45.4	7221 47.7	8497 56.2	1771 11.7	2876 19.0	3328 22.0	5689 37.6	3235 21.4	11514 76.1	2237 14.8	7499 49.6	3470 22.9	1310 8.7	1979 13.1	227 1.5
B10E: . . . during the last 12 months?																
1. 0 occasions	98.6	98.2	99.1	98.9	99.3	98.8	98.9	98.7	98.2	98.9	97.7	100.0	100.0	98.7	95.0	64.6
2. 1-2	0.6	0.8	0.4	0.6	0.1	0.5	0.4	0.6	1.0	0.6	0.8	-	-	1.0	2.6	12.2
3. 3-5	0.2	0.3	0.2	0.2	0.1	0.3	0.2	0.2	0.2	0.2	0.3	-	-	0.1	1.2	4.2
4. 6-9	0.1	0.2	0.1	0.1	-	0.2	0.1	0.1	0.1	0.1	0.4	-	-	*	0.3	5.6
5. 10-19	0.1	*	0.1	0.1	0.1	0.2	*	*	0.1	*	0.2	-	-	-	0.2	2.8
6. 20-39	0.1	0.2	*	*	0.2	*	0.1	0.1	0.1	*	0.1	-	-	-	0.1	4.5
7. 40 or more	0.2	0.2	0.1	0.1	0.3	0.1	0.2	0.2	0.3	0.1	0.4	-	-	0.1	0.5	6.0
<i>Item 22270 Subject A01b</i>	<i>N 13825</i>	<i>6459</i>	<i>6864</i>	<i>8156</i>	<i>1619</i>	<i>2458</i>	<i>3183</i>	<i>5137</i>	<i>3047</i>	<i>11004</i>	<i>2107</i>	<i>7113</i>	<i>3198</i>	<i>1238</i>	<i>1851</i>	<i>201</i>
B10F: . . . during the last 30 days?																
1. 0 occasions	99.3	99.0	99.7	99.5	99.4	99.3	99.4	99.3	99.3	99.5	98.5	100.0	100.0	99.7	97.9	79.0
2. 1-2	0.2	0.3	0.1	0.2	0.1	0.1	0.3	0.2	0.1	0.1	0.4	-	-	0.1	0.8	3.8
3. 3-5	0.1	0.2	0.1	0.1	0.1	0.3	0.1	0.1	0.2	0.1	0.4	-	-	-	0.5	5.1
4. 6-9	0.1	0.1	0.1	*	-	0.1	0.1	0.1	0.1	0.1	0.1	-	-	*	0.2	3.8
5. 10-19	0.1	0.1	*	*	0.1	0.1	*	0.1	*	*	0.2	-	-	-	0.1	4.0
6. 20-39	*	-	-	-	*	-	*	-	-	*	-	-	-	-	-	0.3
7. 40 or more	0.2	0.2	0.1	0.1	0.2	0.1	0.2	0.1	0.3	0.1	0.4	-	-	0.1	0.5	4.0
<i>Item 22280 Subject A01c</i>	<i>N 13827</i>	<i>6461</i>	<i>6863</i>	<i>8158</i>	<i>1620</i>	<i>2459</i>	<i>3183</i>	<i>5138</i>	<i>3048</i>	<i>11004</i>	<i>2108</i>	<i>7113</i>	<i>3198</i>	<i>1239</i>	<i>1852</i>	<i>202</i>
(FORMS 1, 3, 4, AND 6 ONLY) On how many occasions (if any) have you used cocaine in any other form . . .																
B10G: . . . in your lifetime?																
1. 0 occasions	94.9	94.1	95.8	94.7	98.9	94.7	96.1	95.0	93.4	95.9	91.0	100.0	100.0	92.7	74.9	18.7
2. 1-2	2.6	3.0	2.2	2.9	0.5	2.6	1.8	2.6	3.6	2.2	4.8	-	-	7.3	12.8	19.8
3. 3-5	0.7	0.8	0.5	0.5	0.1	1.1	0.4	0.6	0.9	0.7	0.8	-	-	-	4.1	11.8
4. 6-9	0.5	0.4	0.5	0.5	0.1	0.3	0.4	0.5	0.6	0.4	0.6	-	-	-	2.8	6.8
5. 10-19	0.5	0.8	0.3	0.6	-	0.6	0.6	0.5	0.4	0.4	0.6	-	-	-	2.7	11.6
6. 20-39	0.3	0.4	0.2	0.4	0.1	0.2	0.1	0.3	0.5	0.1	1.2	-	-	-	1.2	9.3
7. 40 or more	0.5	0.5	0.5	0.3	0.4	0.5	0.6	0.5	0.6	0.4	0.9	-	-	-	1.6	22.0
<i>Item 22320 Subject A01a</i>	<i>N 9502</i>	<i>4443</i>	<i>4698</i>	<i>5557</i>	<i>1134</i>	<i>1756</i>	<i>2143</i>	<i>3522</i>	<i>2081</i>	<i>7472</i>	<i>1443</i>	<i>4887</i>	<i>2228</i>	<i>860</i>	<i>1243</i>	<i>139</i>
B10H: . . . during the last 12 months?																
1. 0 occasions	97.4	96.4	98.3	97.1	99.2	96.7	97.8	98.1	96.4	97.9	94.7	100.0	100.0	98.8	86.2	51.4
2. 1-2	1.3	1.8	0.9	1.5	0.1	1.7	1.1	1.0	1.8	1.1	2.4	-	-	1.2	8.2	9.9
3. 3-5	0.5	0.7	0.2	0.5	0.1	0.8	0.3	0.4	0.6	0.3	0.9	-	-	-	2.2	12.8
4. 6-9	0.2	0.3	0.2	0.3	0.1	0.3	0.2	0.1	0.2	0.2	0.4	-	-	-	0.8	6.6
5. 10-19	0.3	0.4	0.1	0.3	0.1	0.1	0.4	0.1	0.5	0.2	0.5	-	-	-	1.4	5.0
6. 20-39	0.1	0.2	0.1	0.1	0.1	0.1	0.1	0.1	0.1	*	0.4	-	-	-	0.4	3.6
7. 40 or more	0.3	0.2	0.3	0.2	0.2	0.3	0.2	0.2	0.3	0.2	0.7	-	-	-	0.8	10.6
<i>Item 22330 Subject A01b</i>	<i>N 9505</i>	<i>4446</i>	<i>4697</i>	<i>5560</i>	<i>1134</i>	<i>1758</i>	<i>2146</i>	<i>3523</i>	<i>2079</i>	<i>7473</i>	<i>1446</i>	<i>4892</i>	<i>2229</i>	<i>858</i>	<i>1242</i>	<i>137</i>
B10I: . . . during the last 30 days?																
1. 0 occasions	98.9	98.4	99.3	98.9	99.4	98.6	98.7	99.4	98.4	99.1	97.7	100.0	100.0	99.6	94.8	71.1
2. 1-2	0.7	1.2	0.3	0.9	0.3	0.8	0.8	0.3	1.2	0.6	1.4	-	-	0.4	3.6	14.4
3. 3-5	0.1	0.2	0.1	0.1	-	0.4	0.1	0.1	0.1	0.2	0.1	-	-	-	0.6	4.7
4. 6-9	0.1	0.1	0.1	0.1	0.1	*	0.3	0.1	0.1	0.1	0.4	-	-	-	0.6	4.2
5. 10-19	0.1	0.1	0.1	*	0.1	0.1	0.1	*	-	*	0.1	-	-	-	0.1	3.0
6. 20-39	*	-	*	-	-	*	-	-	0.1	*	0.1	-	-	-	-	1.1
7. 40 or more	0.1	0.1	0.1	-	0.2	-	*	0.1	0.1	*	0.3	-	-	-	0.4	1.5
<i>Item 22340 Subject A01c</i>	<i>N 9505</i>	<i>4446</i>	<i>4697</i>	<i>5559</i>	<i>1135</i>	<i>1756</i>	<i>2145</i>	<i>3524</i>	<i>2080</i>	<i>7473</i>	<i>1445</i>	<i>4891</i>	<i>2229</i>	<i>859</i>	<i>1243</i>	<i>136</i>
In 2009 a revised form of the amphetamine question was used for Forms 2, 3 and 6. An examination of the data did not show any effect from the wording change. In 2010 the amphetamine question was revised in a like manner for Forms 1, 4, and 5. The combined data from all six forms are presented here.																

MONITORING THE FUTURE

QUESTIONNAIRE FORM 1-6 2010	TOTAL	SEX		RACE		REGION				COLLEGE PLANS?		ILLCIT DRUG USE: LIFETIME					
		M	F	White	Black	NE	NC	S	W	Yes	No	None	Mari- juana Only	Few Pills	More Pills	Any Her- oin	
<i>N (Weighted No. of Cases):</i>	15127	6864	7221	8497	1771	2876	3328	5689	3235	11514	2237	7499	3470	1310	1979	227	
<i>% of Weighted Total:</i>	100.0	45.4	47.7	56.2	11.7	19.0	22.0	37.6	21.4	76.1	14.8	49.6	22.9	8.7	13.1	1.5	
B11: Amphetamines are sometimes prescribed by doctors for people who have trouble paying attention, are hyperactive, have ADHD, or have trouble staying awake. They are sometimes called uppers, ups, pep pills, and include drugs like Adderall and Ritalin. Drugstores are not supposed to sell them without a prescription from a doctor. Amphetamines do NOT include any non-prescription drugs, such as over-the-counter diet pills or stay-awake pills. On how many occasions (if any) have you taken amphetamines on your own — that is, without a doctor telling you to take them . . . B11A: . . . in your lifetime? 1. 0 occasions 2. 1-2 3. 3-5 4. 6-9 5. 10-19 6. 20-39 7. 40 or more <i>Item 980 Subject A01a</i>	<i>N</i>	14466	6745	7114	8404	1715	2692	3256	5362	3156	11380	2174	7428	3401	1293	1942	218
B11B: . . . during the last 12 months? 1. 0 occasions 2. 1-2 3. 3-5 4. 6-9 5. 10-19 6. 20-39 7. 40 or more <i>Item 990 Subject A01b</i>	<i>N</i>	14466	6743	7115	8404	1715	2696	3258	5363	3149	11378	2174	7430	3405	1293	1938	215
B11C: . . . during the last 30 days? 1. 0 occasions 2. 1-2 3. 3-5 4. 6-9 5. 10-19 6. 20-39 7. 40 or more <i>Item 1000 Subject A01c</i>	<i>N</i>	14466	6742	7116	8404	1717	2693	3256	5366	3151	11378	2172	7430	3404	1292	1939	215
(FORMS 4 AND 6 ONLY) On how many occasions (if any) have you used methamphetamine (meth, speed, crank, crystal meth) by any method . . . B11D: . . . in your lifetime? 1. 0 occasions 2. 1-2 3. 3-5 4. 6-9 5. 10-19 6. 20-39 7. 40 or more <i>Item 30800 Subject A01a</i>	<i>N</i>	4818	2294	2353	2837	600	888	1085	1805	1040	3780	776	2463	1111	453	652	80
B11E: . . . during the last 12 months? 1. 0 occasions 2. 1-2 3. 3-5 4. 6-9 5. 10-19 6. 20-39 7. 40 or more <i>Item 30810 Subject A01b</i>	<i>N</i>	4770	2268	2335	2811	595	876	1075	1787	1031	3742	767	2440	1097	451	642	80

*=less than .05 percent.

DESCRIPTIVE RESULTS: 2010

35

QUESTIONNAIRE FORM 1-6 2010	TOTAL	SEX		RACE		REGION				COLLEGE PLANS?		ILLICIT DRUG USE: LIFETIME				
		M	F	White	Black	NE	NC	S	W	Yes	No	None	Mari- juana Only	Few Pills	More Pills	Any Her- oin
<i>N (Weighted No. of Cases):</i>	15127	6864	7221	8497	1771	2876	3328	5689	3235	11514	2237	7499	3470	1310	1979	227
<i>% of Weighted Total:</i>	100.0	45.4	47.7	56.2	11.7	19.0	22.0	37.6	21.4	76.1	14.8	49.6	22.9	8.7	13.1	1.5
B11F: . . . during the last 30 days?																
1. 0 occasions	99.5	99.2	99.8	99.6	99.7	99.6	99.3	99.6	99.3	99.6	99.3	100.0	100.0	99.8	98.2	83.0
2. 1-2	0.3	0.5	0.2	0.4	-	0.1	0.5	0.2	0.4	0.3	0.4	-	-	0.2	0.8	10.1
3. 3-5	0.1	*	*	*	0.1	0.1	0.1	0.1	0.1	0.1	-	-	-	-	0.3	2.4
4. 6-9	*	*	-	-	-	0.1	-	-	-	-	-	-	-	-	-	0.8
5. 10-19	*	0.1	*	-	0.2	-	0.1	*	*	*	0.1	-	-	-	0.1	2.0
6. 20-39	-	-	-	-	-	-	-	-	-	-	-	-	-	-	-	-
7. 40 or more	0.1	0.2	-	*	-	0.2	0.1	0.1	0.1	0.1	0.2	-	-	-	0.6	1.7
<i>Item 30820 Subject A01c</i>	<i>N</i> 4768	2270	2331	2811	595	875	1075	1788	1030	3738	769	2437	1096	450	645	79
(FORMS 2 AND 5 ONLY) On how many occasions (if any) have you smoked (or inhaled the fumes of) crystal meth ("ice") . . .																
B11G: . . . in your lifetime?																
1. 0 occasions	98.2	97.6	98.8	98.9	97.9	99.3	98.3	98.3	96.8	98.6	96.7	100.0	100.0	96.7	95.0	48.1
2. 1-2	0.8	1.0	0.7	0.6	0.3	0.4	0.5	0.8	1.7	0.7	1.4	-	-	3.3	1.6	19.5
3. 3-5	0.3	0.4	0.2	0.1	1.1	0.1	0.4	0.3	0.7	0.3	0.9	-	-	-	1.5	8.3
4. 6-9	0.2	0.3	0.1	0.1	0.4	-	0.4	0.2	0.2	0.1	0.4	-	-	-	0.7	5.8
5. 10-19	0.1	0.2	0.1	0.1	0.2	*	0.1	0.2	0.2	0.1	0.2	-	-	-	0.4	4.6
6. 20-39	0.1	0.2	-	0.1	-	0.1	0.1	0.1	0.1	0.1	0.3	-	-	-	0.1	4.5
7. 40 or more	0.2	0.4	0.1	0.1	0.1	0.2	0.2	0.3	0.3	0.1	0.1	-	-	-	0.7	9.2
<i>Item 24380 Subject A01a</i>	<i>N</i> 4913	2302	2434	2851	593	917	1107	1826	1063	3895	742	2510	1144	430	680	81
B11H: . . . during the last 12 months?																
1. 0 occasions	99.1	98.9	99.4	99.5	98.9	99.4	99.1	99.1	98.8	99.4	97.9	100.0	100.0	99.2	98.0	65.5
2. 1-2	0.4	0.4	0.4	0.3	0.1	0.3	0.3	0.3	0.6	0.3	1.0	-	-	0.8	0.9	11.8
3. 3-5	0.2	0.2	*	0.1	0.6	-	0.2	0.2	0.1	0.1	0.6	-	-	-	0.4	5.6
4. 6-9	0.1	0.1	0.1	*	0.3	0.1	0.1	0.1	0.2	0.1	0.3	-	-	-	*	6.5
5. 10-19	*	*	*	*	-	-	-	0.1	0.1	*	0.1	-	-	-	0.1	1.2
6. 20-39	0.1	0.3	*	0.1	-	0.1	0.1	0.3	-	*	-	-	-	-	0.2	7.3
7. 40 or more	0.1	0.1	*	*	0.1	0.1	0.1	*	0.2	0.1	0.1	-	-	-	0.4	2.0
<i>Item 24390 Subject A01b</i>	<i>N</i> 4912	2302	2434	2850	594	917	1105	1826	1063	3895	742	2510	1144	430	679	80
B11I: . . . during the last 30 days?																
1. 0 occasions	99.4	99.1	99.7	99.7	99.0	99.4	99.5	99.3	99.3	99.7	98.2	100.0	100.0	99.9	98.6	74.6
2. 1-2	0.2	0.3	0.2	0.1	0.3	0.3	0.2	0.1	0.4	0.1	0.8	-	-	0.1	0.7	7.7
3. 3-5	0.1	0.1	-	0.1	0.5	-	-	0.2	0.1	*	0.5	-	-	-	0.1	4.6
4. 6-9	0.1	0.1	*	*	0.1	0.1	0.1	0.1	-	*	0.3	-	-	-	0.1	2.7
5. 10-19	0.1	0.3	*	0.1	-	0.1	0.1	0.3	-	-	0.1	-	-	-	0.1	8.4
6. 20-39	*	*	-	-	-	-	-	-	0.1	*	-	-	-	-	-	1.0
7. 40 or more	0.1	0.1	*	*	0.1	0.1	0.1	*	0.1	0.1	0.1	-	-	-	0.4	1.0
<i>Item 24400 Subject A01c</i>	<i>N</i> 4913	2302	2434	2850	594	917	1105	1827	1063	3895	742	2510	1144	430	679	80
The next questions are about QUAALUDES (Methaqualone).																
Quaaludes are sometimes called: soapers, quads, ludes.																
B12: (FORM 1 ONLY) On how many occasions (if any) have you taken quaaludes on your own—that is, without a doctor telling you to take them . . .																
B12A: . . . use in your lifetime?																
1. 0 occasions	99.6	99.7	99.6	99.6	99.9	99.6	99.7	99.6	99.6	99.8	99.7	100.0	100.0	100.0	97.8	87.7
2. 1-2	0.1	-	0.2	0.2	-	-	-	0.2	0.3	*	-	-	-	-	0.9	1.6
3. 3-5	0.1	0.1	*	*	-	-	0.1	-	0.2	*	0.3	-	-	-	0.4	-
4. 6-9	0.1	0.2	0.1	0.2	-	0.3	0.2	0.1	-	0.1	-	-	-	-	0.1	9.9
5. 10-19	-	-	-	-	-	-	-	-	-	-	-	-	-	-	-	-
6. 20-39	-	-	-	-	-	-	-	-	-	-	-	-	-	-	-	-
7. 40 or more	0.1	0.1	0.1	*	0.1	0.1	-	0.2	-	0.1	0.1	-	-	-	0.7	0.8
<i>Item 1010 Subject A01a</i>	<i>N</i> 2284	993	1193	1310	274	426	518	829	512	1789	299	1192	557	182	291	24

QUESTIONNAIRE FORM 1-6 2010	TOTAL	SEX		RACE		REGION				COLLEGE PLANS?		ILLICIT DRUG USE: LIFETIME				
		M	F	White	Black	NE	NC	S	W	Yes	No	None	Mari- juana Only	Few Pills	More Pills	Any Her- oin
<i>N (Weighted No. of Cases):</i>	15127	6864	7221	8497	1771	2876	3328	5689	3235	11514	2237	7499	3470	1310	1979	227
<i>% of Weighted Total:</i>	100.0	45.4	47.7	56.2	11.7	19.0	22.0	37.6	21.4	76.1	14.8	49.6	22.9	8.7	13.1	1.5
B12B: . . . during the last 12 months?																
1. 0 occasions	99.7	99.7	99.6	99.6	99.9	99.6	99.7	99.6	99.8	99.8	99.7	100.0	100.0	100.0	98.2	89.3
2. 1-2	0.1	0.1	0.2	0.2	-	-	0.1	0.2	0.2	*	0.3	-	-	-	1.0	-
3. 3-5	0.1	0.1	-	0.1	-	0.3	-	-	-	-	-	-	-	-	-	5.2
4. 6-9	0.1	*	0.1	0.1	-	-	0.2	0.1	-	0.1	-	-	-	-	0.1	4.7
5. 10-19	-	-	-	-	-	-	-	-	-	-	-	-	-	-	-	-
6. 20-39	*	*	-	-	0.1	*	-	-	-	-	0.1	-	-	-	-	0.8
7. 40 or more	0.1	*	0.1	*	-	0.1	-	0.2	-	0.1	-	-	-	-	0.7	-
<i>Item 1020 Subject A01b</i>	<i>N</i> 2288	993	1194	1310	274	428	519	829	512	1790	299	1192	558	184	291	24
B12C: . . . during the last 30 days?																
1. 0 occasions	99.8	99.9	99.7	99.8	99.9	99.9	99.8	99.7	100.0	99.8	99.9	100.0	100.0	100.0	98.9	94.5
2. 1-2	-	-	-	-	-	-	-	-	-	-	-	-	-	-	-	-
3. 3-5	-	-	-	-	-	-	-	-	-	-	-	-	-	-	-	-
4. 6-9	0.1	*	0.1	0.1	-	-	0.2	0.1	-	0.1	-	-	-	-	0.1	4.7
5. 10-19	*	*	-	-	0.1	*	-	-	-	-	0.1	-	-	-	-	0.8
6. 20-39	-	-	-	-	-	-	-	-	-	-	-	-	-	-	-	-
7. 40 or more	0.1	*	0.2	*	-	0.1	-	0.3	-	0.1	-	-	-	-	0.9	-
<i>Item 1030 Subject A01c</i>	<i>N</i> 2287	993	1195	1310	275	426	518	830	512	1790	299	1192	558	183	292	24
B13: Sedatives, including barbiturates, are sometimes prescribed by doctors to help people relax or get to sleep. They are sometimes called downs or downers, and include phenobarbital, Tuinal, Nembutal, and Seconal. On how many occasions (if any) have you taken sedatives on your own—that is, without a doctor telling you to take them . . .																
B13A: . . . in your lifetime?																
1. 0 occasions	92.5	92.4	92.7	91.5	95.8	93.8	92.3	91.9	92.6	93.2	89.6	100.0	100.0	82.6	62.5	39.3
2. 1-2	3.1	3.2	3.0	3.6	1.3	2.5	2.8	3.1	3.7	2.9	4.1	-	-	17.4	10.2	8.7
3. 3-5	1.6	1.5	1.6	1.7	1.2	1.1	1.7	1.8	1.4	1.5	2.0	-	-	-	10.8	8.5
4. 6-9	0.9	0.9	0.8	0.9	0.5	0.8	0.9	0.8	1.2	0.8	1.1	-	-	-	5.6	9.8
5. 10-19	0.8	0.8	0.7	0.8	0.6	0.5	1.0	0.9	0.5	0.7	1.1	-	-	-	4.9	6.5
6. 20-39	0.4	0.4	0.4	0.6	-	0.4	0.3	0.5	0.3	0.3	0.8	-	-	-	2.2	7.6
7. 40 or more	0.8	0.8	0.8	0.8	0.6	0.8	0.9	1.1	0.3	0.6	1.2	-	-	-	3.9	19.6
<i>Item 1042 Subject A01a</i>	<i>N</i> 14425	6740	7135	8410	1722	2680	3258	5332	3155	11363	2184	7385	3380	1295	1931	222
B13B: . . . during the last 12 months?																
1. 0 occasions	95.2	95.2	95.4	94.5	97.1	95.8	94.7	94.7	95.8	95.7	93.3	100.0	100.0	93.3	73.6	53.5
2. 1-2	2.3	2.1	2.4	2.6	0.9	2.0	2.2	2.6	1.9	2.1	2.9	-	-	6.7	11.1	10.8
3. 3-5	1.0	1.1	0.9	1.2	1.0	1.0	1.1	1.1	0.9	0.8	1.6	-	-	-	6.3	13.3
4. 6-9	0.6	0.7	0.5	0.8	0.5	0.4	1.0	0.5	0.8	0.6	0.8	-	-	-	4.1	6.0
5. 10-19	0.5	0.5	0.4	0.6	0.2	0.3	0.6	0.6	0.4	0.4	1.0	-	-	-	3.0	6.1
6. 20-39	0.2	0.3	0.2	0.2	*	0.1	0.2	0.3	0.2	0.2	0.4	-	-	-	0.9	5.6
7. 40 or more	0.2	0.2	0.3	0.2	0.3	0.3	0.2	0.2	*	0.2	0.1	-	-	-	1.0	4.7
<i>Item 1052 Subject A01b</i>	<i>N</i> 14424	6739	7133	8413	1722	2681	3258	5333	3152	11362	2185	7385	3382	1297	1927	220
B13C: . . . during the last 30 days?																
1. 0 occasions	97.8	97.8	97.9	97.7	98.0	98.2	97.6	97.4	98.2	98.2	96.3	100.0	100.0	98.5	88.0	70.2
2. 1-2	1.3	1.2	1.2	1.4	1.1	1.1	1.3	1.5	0.9	1.0	2.2	-	-	1.5	7.1	10.9
3. 3-5	0.5	0.6	0.3	0.5	0.4	0.4	0.5	0.4	0.6	0.4	0.7	-	-	-	2.4	10.1
4. 6-9	0.2	0.2	0.2	0.1	0.2	0.1	0.2	0.2	0.1	0.1	0.3	-	-	-	0.7	5.1
5. 10-19	0.2	0.2	0.2	0.2	*	0.1	0.2	0.3	*	0.1	0.3	-	-	-	0.9	3.3
6. 20-39	0.1	*	0.1	0.1	-	0.1	0.1	0.1	0.1	*	0.1	-	-	-	0.4	-
7. 40 or more	0.1	*	0.1	*	0.3	0.1	0.1	0.1	-	0.1	0.1	-	-	-	0.5	0.4
<i>Item 1062 Subject A01c</i>	<i>N</i> 14427	6746	7131	8410	1723	2680	3256	5339	3152	11365	2184	7390	3383	1295	1926	219
B14: Tranquilizers are sometimes prescribed by doctors to calm people down, quiet their nerves, or relax their muscles. Librium, Valium, and Xanax are all tranquilizers. On how many occasions (if any) have you taken tranquilizers on your own—that is, without a doctor telling you to take them . . .																

37

QUESTIONNAIRE FORM 1-6 2010	TOTAL	SEX		RACE		REGION				COLLEGE PLANS?		ILLICIT DRUG USE: LIFETIME				
		M	F	White	Black	NE	NC	S	W	Yes	No	None	Mari- juana Only	Few Pills	More Pills	Any Her- oin
<i>N (Weighted No. of Cases):</i>	15127	6864	7221	8497	1771	2876	3328	5689	3235	11514	2237	7499	3470	1310	1979	227
<i>% of Weighted Total:</i>	100.0	45.4	47.7	56.2	11.7	19.0	22.0	37.6	21.4	76.1	14.8	49.6	22.9	8.7	13.1	1.5
B14A: . . . in your lifetime?																
1. 0 occasions	91.5	91.5	91.6	89.9	95.5	92.3	92.0	89.8	93.1	92.3	87.8	100.0	100.0	80.9	57.9	26.2
2. 1-2	3.3	3.1	3.7	3.8	2.1	2.7	3.1	3.9	3.1	3.3	3.9	-	-	19.1	10.8	10.9
3. 3-5	1.7	1.7	1.6	2.1	0.9	2.0	1.2	2.1	1.3	1.6	2.2	-	-	-	11.3	12.1
4. 6-9	1.0	0.9	1.0	1.2	0.4	0.8	0.8	1.2	0.9	0.7	2.1	-	-	-	6.4	7.5
5. 10-19	0.8	0.8	0.9	1.1	0.2	0.5	1.0	1.0	0.6	0.7	1.3	-	-	-	5.8	4.3
6. 20-39	0.6	0.6	0.5	0.8	0.2	0.6	0.8	0.7	0.2	0.5	0.9	-	-	-	3.0	11.8
7. 40 or more	1.1	1.4	0.8	1.2	0.6	1.0	1.0	1.3	0.8	0.8	1.8	-	-	-	4.8	27.3
<i>Item 1070 Subject A01a</i>	<i>N 14411</i>	<i>6745</i>	<i>7125</i>	<i>8412</i>	<i>1726</i>	<i>2675</i>	<i>3256</i>	<i>5338</i>	<i>3142</i>	<i>11361</i>	<i>2186</i>	<i>7377</i>	<i>3369</i>	<i>1293</i>	<i>1940</i>	<i>223</i>
B14B: . . . during the last 12 months?																
1. 0 occasions	94.4	94.1	94.8	93.3	97.3	94.8	94.3	93.6	95.7	95.1	91.4	100.0	100.0	92.9	69.9	40.9
2. 1-2	2.4	2.4	2.4	3.0	1.1	2.1	2.2	2.9	2.0	2.2	3.4	-	-	7.1	11.7	13.6
3. 3-5	1.2	1.2	1.0	1.3	0.5	1.4	1.1	1.2	0.9	0.9	1.9	-	-	-	7.6	9.3
4. 6-9	0.8	0.8	0.7	1.0	0.4	0.6	1.0	0.8	0.7	0.7	1.4	-	-	-	4.8	8.3
5. 10-19	0.5	0.6	0.4	0.6	0.2	0.4	0.7	0.6	0.2	0.5	0.7	-	-	-	2.7	8.5
6. 20-39	0.4	0.4	0.4	0.5	0.1	0.3	0.5	0.5	0.4	0.3	0.7	-	-	-	1.7	11.9
7. 40 or more	0.3	0.3	0.3	0.4	0.3	0.4	0.3	0.4	0.2	0.3	0.5	-	-	-	1.6	7.4
<i>Item 1080 Subject A01b</i>	<i>N 14410</i>	<i>6751</i>	<i>7119</i>	<i>8409</i>	<i>1725</i>	<i>2673</i>	<i>3254</i>	<i>5343</i>	<i>3139</i>	<i>11361</i>	<i>2186</i>	<i>7386</i>	<i>3371</i>	<i>1289</i>	<i>1934</i>	<i>219</i>
B14C: . . . during the last 30 days?																
1. 0 occasions	97.5	97.2	97.9	97.3	98.3	97.5	97.7	96.9	98.5	98.1	95.3	100.0	100.0	98.3	86.9	63.2
2. 1-2	1.3	1.6	1.1	1.5	0.8	1.4	1.3	1.6	0.8	1.0	2.5	-	-	1.7	7.7	10.5
3. 3-5	0.5	0.5	0.4	0.6	0.3	0.7	0.3	0.6	0.2	0.4	1.0	-	-	-	2.4	10.9
4. 6-9	0.3	0.4	0.3	0.4	0.2	0.3	0.4	0.4	0.3	0.3	0.6	-	-	-	1.5	8.5
5. 10-19	0.2	0.2	0.2	0.2	0.1	*	0.2	0.3	0.1	0.1	0.4	-	-	-	0.8	5.1
6. 20-39	*	*	*	*	*	*	*	*	*	*	0.1	-	-	-	0.1	0.8

*=less than .05 percent.

DESCRIPTIVE RESULTS: 2010

39

QUESTIONNAIRE FORM 1-6 2010	TOTAL	SEX		RACE		REGION				COLLEGE PLANS?		ILLCIT DRUG USE: LIFETIME				
		M	F	White	Black	NE	NC	S	W	Yes	No	None	Mari- juana Only	Few Pills	More Pills	Any Her- oin
<i>N (Weighted No. of Cases):</i> <i>% of Weighted Total:</i>	15127 100.0	6864 45.4	7221 47.7	8497 56.2	1771 11.7	2876 19.0	3328 22.0	5689 37.6	3235 21.4	11514 76.1	2237 14.8	7499 49.6	3470 22.9	1310 8.7	1979 13.1	227 1.5
On how many occasions (if any) have you taken narcotics other than heroin on your own—that is, without a doctor telling you to take them . . .																
B16A: . . . in your lifetime?																
1. 0 occasions	87.0	85.5	88.5	84.6	93.6	87.2	87.2	87.3	86.1	88.2	81.8	100.0	100.0	62.4	37.1	20.6
2. 1-2	4.7	5.0	4.5	5.2	3.0	4.4	4.2	4.7	5.5	4.7	5.3	-	-	37.6	9.6	4.9
3. 3-5	2.5	2.8	2.2	3.0	0.9	2.2	2.6	2.3	3.1	2.3	3.2	-	-	-	18.1	5.2
4. 6-9	1.5	1.4	1.6	1.9	0.5	1.4	1.8	1.4	1.6	1.3	2.5	-	-	-	10.0	11.4
5. 10-19	1.6	1.8	1.4	2.0	1.3	1.7	1.4	1.6	1.6	1.4	2.4	-	-	-	10.5	11.5
6. 20-39	1.0	1.4	0.6	1.3	0.2	0.8	1.4	0.9	1.0	0.9	1.7	-	-	-	6.7	7.1
7. 40 or more	1.7	2.2	1.1	2.1	0.6	2.1	1.5	1.8	1.1	1.2	3.1	-	-	-	8.0	39.2
<i>Item 1130 Subject A01a</i>	<i>N 14297</i>	<i>6724</i>	<i>7124</i>	<i>8397</i>	<i>1714</i>	<i>2651</i>	<i>3232</i>	<i>5289</i>	<i>3125</i>	<i>11313</i>	<i>2168</i>	<i>7331</i>	<i>3350</i>	<i>1282</i>	<i>1920</i>	<i>211</i>
B16B: . . . during the last 12 months?																
1. 0 occasions	91.3	90.1	92.6	89.5	95.3	90.8	91.0	91.6	91.6	92.2	87.7	100.0	100.0	84.3	52.7	37.2
2. 1-2	3.6	4.1	3.2	4.2	2.4	3.4	3.3	3.6	4.2	3.4	4.9	-	-	15.7	16.0	5.1
3. 3-5	1.8	1.9	1.6	2.3	0.6	2.3	2.2	1.6	1.2	1.7	2.0	-	-	-	12.0	13.6
4. 6-9	1.0	1.1	0.9	1.3	0.5	1.1	1.1	1.0	0.9	0.8	1.8	-	-	-	6.9	6.5
5. 10-19	1.0	1.3	0.8	1.3	0.9	1.2	1.2	0.9	1.0	0.9	1.6	-	-	-	6.6	9.3
6. 20-39	0.6	0.9	0.4	0.7	0.1	0.5	0.6	0.8	0.4	0.5	0.9	-	-	-	3.2	13.6
7. 40 or more	0.6	0.7	0.4	0.8	0.2	0.8	0.6	0.5	0.6	0.4	1.1	-	-	-	2.6	14.6
<i>Item 1140 Subject A01b</i>	<i>N 14296</i>	<i>6723</i>	<i>7125</i>	<i>8396</i>	<i>1716</i>	<i>2651</i>	<i>3237</i>	<i>5283</i>	<i>3126</i>	<i>11313</i>	<i>2170</i>	<i>7336</i>	<i>3351</i>	<i>1278</i>	<i>1915</i>	<i>212</i>
B16C: . . . during the last 30 days?																
1. 0 occasions	96.4	95.8	97.1	95.8	97.7	96.3	96.2	96.3	97.1	97.0	94.1	100.0	100.0	97.2	79.6	60.9
2. 1-2	1.7	1.9	1.5	1.9	1.1	1.7	2.0	1.8	1.2	1.5	2.8	-	-	2.8	10.1	6.5
3. 3-5	0.8	1.0	0.7	1.0	0.2	0.6	0.9	0.9	0.9	0.6	1.6	-	-	-	4.8	12.2
4. 6-9	0.4	0.4	0.4	0.4	0.5	0.7	0.2	0.4	0.3	0.3	0.5	-	-	-	2.0	7.2
5. 10-19	0.4	0.7	0.2	0.5	0.4	0.6	0.4	0.5	0.4	0.4	0.5	-	-	-	2.2	10.2
6. 20-39	0.1	0.1	0.1	0.1	-	0.2	0.1	0.1	0.1	0.1	0.3	-	-	-	0.6	2.2
7. 40 or more	0.1	0.2	*	0.1	0.1	*	0.2	0.1	0.1	0.1	0.3	-	-	-	0.6	0.8
<i>Item 1150 Subject A01c</i>	<i>N 14288</i>	<i>6713</i>	<i>7126</i>	<i>8385</i>	<i>1718</i>	<i>2645</i>	<i>3232</i>	<i>5285</i>	<i>3126</i>	<i>11307</i>	<i>2169</i>	<i>7337</i>	<i>3351</i>	<i>1274</i>	<i>1913</i>	<i>209</i>
B17: (FORMS 2, 3 and 5 ONLY) On how many occasions (if any) have you sniffed glue, or breathed the contents of aerosol spray cans, or inhaled any other gases or sprays in order to get high . . .																
B17A: . . . in your lifetime?																
1. 0 occasions	91.0	89.5	92.3	90.8	94.3	92.3	90.8	91.6	88.9	92.0	86.1	97.3	92.9	84.6	73.1	38.0
2. 1-2	5.1	5.9	4.3	5.3	2.6	4.3	4.8	4.7	6.6	4.6	7.9	1.7	5.2	9.5	13.5	17.7
3. 3-5	1.4	1.3	1.6	1.4	1.1	0.9	1.8	1.1	2.0	1.2	2.2	0.5	0.8	2.5	4.4	10.8
4. 6-9	1.1	1.4	0.8	1.0	1.0	1.1	1.3	0.9	1.0	0.9	1.5	0.2	0.6	1.2	4.2	7.1
5. 10-19	0.6	0.7	0.4	0.6	0.2	0.5	0.7	0.5	0.5	0.5	1.1	0.1	0.2	1.3	1.7	7.0
6. 20-39	0.4	0.4	0.3	0.4	-	0.2	0.2	0.5	0.5	0.3	0.7	*	0.2	0.6	1.4	3.8
7. 40 or more	0.6	0.8	0.4	0.5	0.6	0.5	0.5	0.8	0.4	0.4	0.6	0.1	0.1	0.4	1.7	15.7
<i>Item 1160 Subject A01a</i>	<i>N 7244</i>	<i>3441</i>	<i>3592</i>	<i>4260</i>	<i>846</i>	<i>1350</i>	<i>1636</i>	<i>2671</i>	<i>1587</i>	<i>5764</i>	<i>1090</i>	<i>3682</i>	<i>1702</i>	<i>659</i>	<i>986</i>	<i>110</i>
B17B: . . . during the last 12 months?																
1. 0 occasions	96.4	95.3	97.5	96.2	97.5	96.6	96.1	96.4	96.2	96.6	95.5	99.1	97.8	95.1	87.9	59.8
2. 1-2	2.1	2.7	1.4	2.3	1.1	1.7	2.3	2.2	1.9	1.9	2.9	0.6	1.5	3.2	6.6	13.1
3. 3-5	0.7	0.7	0.7	0.7	0.4	0.6	0.8	0.4	1.1	0.6	0.7	0.1	0.4	0.7	2.8	6.5
4. 6-9	0.4	0.7	0.2	0.4	0.5	0.6	0.5	0.4	0.3	0.4	0.5	*	0.2	0.8	1.4	7.8
5. 10-19	0.3	0.3	0.2	0.2	0.4	0.3	0.1	0.3	0.4	0.2	0.4	0.1	*	0.2	0.6	4.9
6. 20-39	0.1	0.2	-	-	*	-	*	0.2	*	*	-	*	-	-	-	5.5
7. 40 or more	0.1	0.2	0.1	0.2	0.1	0.1	0.2	0.1	0.1	0.1	-	-	-	-	0.6	2.4
<i>Item 1170 Subject A01b</i>	<i>N 7246</i>	<i>3443</i>	<i>3591</i>	<i>4258</i>	<i>849</i>	<i>1349</i>	<i>1634</i>	<i>2674</i>	<i>1589</i>	<i>5762</i>	<i>1094</i>	<i>3683</i>	<i>1702</i>	<i>657</i>	<i>986</i>	<i>112</i>
B17C: . . . during the last 30 days?																
1. 0 occasions	98.6	97.9	99.3	98.9	98.5	98.4	98.3	98.8	98.8	98.8	98.0	99.7	99.3	98.7	96.0	73.4
2. 1-2	0.8	1.3	0.3	0.8	0.6	0.7	1.2	0.6	0.9	0.7	1.6	0.2	0.7	0.8	2.3	12.7
3. 3-5	0.2	0.2	0.3	0.2	0.4	0.4	0.3	0.2	0.1	0.2	0.1	0.1	-	-	1.0	2.2
4. 6-9	0.2	0.4	0.1	*	0.5	0.4	*	0.3	0.2	0.2	0.2	*	-	0.4	0.3	9.7
5. 10-19	*	*	*	*	-	-	-	*	*	*	-	-	-	-	0.1	0.4
6. 20-39	-	-	-	-	-	-	-	-	-	-	-	-	-	-	-	-
7. 40 or more	0.1	0.1	-	0.1	-	-	0.1	0.1	-	0.1	-	-	-	-	0.3	1.5
<i>Item 1180 Subject A01c</i>	<i>N 7245</i>	<i>3443</i>	<i>3591</i>	<i>4259</i>	<i>848</i>	<i>1349</i>	<i>1634</i>	<i>2675</i>	<i>1588</i>	<i>5762</i>	<i>1093</i>	<i>3684</i>	<i>1702</i>	<i>657</i>	<i>985</i>	<i>111</i>

QUESTIONNAIRE FORM 1-6 2010	TOTAL	SEX		RACE		REGION				COLLEGE PLANS?		ILLICIT DRUG USE: LIFETIME					
		M	F	White	Black	NE	NC	S	W	Yes	No	None	Mari- juana Only	Few Pills	More Pills	Any Her- oin	
<i>N (Weighted No. of Cases):</i>	15127	6864	7221	8497	1771	2876	3328	5689	3235	11514	2237	7499	3470	1310	1979	227	
<i>% of Weighted Total:</i>	100.0	45.4	47.7	56.2	11.7	19.0	22.0	37.6	21.4	76.1	14.8	49.6	22.9	8.7	13.1	1.5	
B18: (FORMS 2, 5 AND 6 ONLY) Anabolic steroids are prescription drugs sometimes prescribed by doctors to treat certain conditions. Some athletes, and others, have used them to try to increase muscle development. On how many occasions (if any) have you taken steroids on your own—that is, without a doctor telling you to take them . . .																	
B18A: . . . in your lifetime?																	
1. 0 occasions	98.0	96.9	99.3	97.9	98.0	97.5	97.9	97.9	98.7	98.5	96.0	99.6	99.0	98.5	94.8	69.0	
2. 1-2	0.8	1.2	0.4	0.9	0.4	0.7	0.6	1.0	0.7	0.7	1.5	0.2	0.4	0.6	3.3	6.1	
3. 3-5	0.2	0.4	0.1	0.3	0.2	0.3	0.2	0.2	0.2	0.2	0.3	0.1	0.2	-	0.7	2.8	
4. 6-9	0.1	0.2	*	0.1	0.5	0.1	0.2	0.1	0.1	0.1	0.4	0.1	*	0.3	0.2	0.8	
5. 10-19	0.2	0.2	0.1	0.2	0.3	0.1	0.4	0.1	0.1	0.1	0.4	-	0.1	0.5	0.2	5.1	
6. 20-39	0.2	0.3	*	0.1	0.6	0.4	0.2	0.1	0.1	0.1	0.5	-	-	0.1	0.2	6.5	
7. 40 or more	0.5	0.9	*	0.5	-	0.9	0.4	0.5	0.2	0.3	0.9	*	0.4	0.1	0.7	9.6	
<i>Item 22690 Subject A01a</i>	<i>N</i>	<i>6416</i>	<i>2961</i>	<i>3239</i>	<i>3856</i>	<i>738</i>	<i>1035</i>	<i>1553</i>	<i>2396</i>	<i>1432</i>	<i>5236</i>	<i>1010</i>	<i>3325</i>	<i>1455</i>	<i>561</i>	<i>867</i>	<i>109</i>
B18B: . . . during the last 12 months?																	
1. 0 occasions	98.5	97.5	99.7	98.6	98.3	98.3	98.4	98.5	98.9	98.9	96.7	99.8	99.2	99.0	96.4	74.2	
2. 1-2	0.5	0.8	0.2	0.6	0.3	0.2	0.4	0.6	0.8	0.4	1.0	0.1	0.3	0.3	2.2	4.0	
3. 3-5	0.1	0.3	-	0.1	0.4	*	0.2	0.2	0.1	0.1	0.3	0.1	0.1	-	0.3	1.4	
4. 6-9	0.2	0.2	0.1	0.2	0.4	0.1	0.4	0.1	-	0.1	0.5	*	*	0.5	0.2	4.2	
5. 10-19	0.1	0.2	-	0.1	0.2	0.2	*	0.1	0.1	0.1	0.2	-	-	0.1	0.1	2.9	
6. 20-39	0.2	0.4	-	0.1	0.4	0.4	0.1	0.2	-	*	0.4	-	-	-	0.1	9.1	
7. 40 or more	0.4	0.7	*	0.5	-	0.8	0.4	0.3	0.2	0.3	0.8	*	0.4	0.1	0.7	4.3	
<i>Item 22700 Subject A01b</i>	<i>N</i>	<i>6420</i>	<i>2964</i>	<i>3239</i>	<i>3859</i>	<i>739</i>	<i>1036</i>	<i>1553</i>	<i>2398</i>	<i>1433</i>	<i>5238</i>	<i>1012</i>	<i>3327</i>	<i>1457</i>	<i>563</i>	<i>866</i>	<i>108</i>
B18C: . . . during the last 30 days?																	
1. 0 occasions	98.9	98.2	99.8	99.1	98.3	98.5	98.7	98.8	99.6	99.3	97.4	99.9	99.4	99.3	98.1	75.9	
2. 1-2	0.3	0.3	0.2	0.2	0.6	0.1	0.5	0.3	0.1	0.1	0.9	0.1	0.1	0.2	0.6	5.4	
3. 3-5	0.1	0.2	-	0.1	0.2	0.1	0.1	0.2	-	0.1	0.2	*	*	0.3	0.3	1.6	
4. 6-9	0.1	0.2	*	0.1	0.5	0.1	0.2	0.2	0.1	0.1	0.4	*	*	0.1	0.1	3.7	
5. 10-19	0.1	0.3	-	*	0.1	0.1	0.1	0.2	-	*	0.1	-	-	-	0.3	5.4	
6. 20-39	0.1	0.2	-	0.1	0.3	0.5	0.1	-	-	*	0.4	-	*	-	0.1	4.3	
7. 40 or more	0.3	0.6	*	0.4	-	0.6	0.4	0.3	0.2	0.3	0.7	*	0.3	0.1	0.5	3.7	
<i>Item 22710 Subject A01c</i>	<i>N</i>	<i>6419</i>	<i>2964</i>	<i>3239</i>	<i>3859</i>	<i>739</i>	<i>1036</i>	<i>1553</i>	<i>2397</i>	<i>1433</i>	<i>5237</i>	<i>1012</i>	<i>3326</i>	<i>1457</i>	<i>563</i>	<i>866</i>	<i>108</i>
B19: (FORMS 3 AND 4 ONLY) On how many occasions (if any) have you used MDMA ("ecstasy"). . .																	
B19A: . . . in your lifetime?																	
1. 0 occasions	92.7	91.5	94.0	92.7	95.9	94.6	94.4	92.7	89.3	93.3	90.0	100.0	100.0	87.1	63.1	21.6	
2. 1-2	3.6	4.3	2.9	3.7	2.5	2.7	2.3	4.5	4.2	3.5	4.5	-	-	12.9	15.7	14.8	
3. 3-5	1.5	1.7	1.4	1.7	0.7	0.7	1.4	1.2	3.0	1.4	2.2	-	-	-	9.5	19.1	
4. 6-9	1.0	1.1	1.0	0.9	0.3	1.0	0.4	1.0	1.6	0.9	1.2	-	-	-	5.8	16.1	
5. 10-19	0.5	0.6	0.3	0.5	-	0.2	0.4	0.3	0.9	0.4	0.8	-	-	-	2.9	4.3	
6. 20-39	0.2	0.1	0.3	0.3	-	0.4	0.3	0.1	0.3	0.3	0.1	-	-	-	1.5	1.5	
7. 40 or more	0.5	0.7	0.2	0.3	0.7	0.5	0.8	0.2	0.8	0.3	1.2	-	-	-	1.4	22.7	
<i>Item 22660 Subject A01a</i>	<i>N</i>	<i>4789</i>	<i>2324</i>	<i>2284</i>	<i>2850</i>	<i>540</i>	<i>884</i>	<i>1083</i>	<i>1774</i>	<i>1049</i>	<i>3785</i>	<i>725</i>	<i>2449</i>	<i>1081</i>	<i>474</i>	<i>647</i>	<i>64</i>
B19B: . . . during the last 12 months?																	
1. 0 occasions	95.5	94.7	96.4	95.6	97.3	95.5	96.5	96.4	93.1	95.6	95.3	100.0	100.0	93.5	76.4	51.3	
2. 1-2	2.4	3.1	1.8	2.5	1.6	2.0	1.6	2.4	3.6	2.6	1.7	-	-	6.5	11.9	14.7	
3. 3-5	1.1	1.0	1.1	1.2	0.4	1.0	0.7	0.7	2.2	1.0	0.9	-	-	-	6.9	10.8	
4. 6-9	0.4	0.4	0.5	0.2	0.3	0.6	0.2	0.3	0.7	0.3	1.1	-	-	-	2.7	3.2	
5. 10-19	0.2	0.3	0.1	0.2	0.3	0.5	0.3	0.1	*	0.2	0.5	-	-	-	1.1	5.6	
6. 20-39	0.1	0.2	0.1	0.1	-	*	0.3	*	0.3	0.1	0.5	-	-	-	0.6	4.7	
7. 40 or more	0.2	0.3	-	0.1	0.2	0.4	0.3	*	-	0.2	-	-	-	-	0.3	9.7	
<i>Item 22670 Subject A01b</i>	<i>N</i>	<i>4788</i>	<i>2323</i>	<i>2285</i>	<i>2851</i>	<i>540</i>	<i>885</i>	<i>1083</i>	<i>1774</i>	<i>1047</i>	<i>3783</i>	<i>724</i>	<i>2449</i>	<i>1082</i>	<i>473</i>	<i>646</i>	<i>64</i>

DESCRIPTIVE RESULTS: 2010

41

QUESTIONNAIRE FORM 1-6 2010	TOTAL	SEX		RACE		REGION				COLLEGE PLANS?		ILLICIT DRUG USE: LIFETIME				
		M	F	White	Black	NE	NC	S	W	Yes	No	None	Mari- juana Only	Few Pills	More Pills	Any Her- oin
<i>N (Weighted No. of Cases):</i> <i>% of Weighted Total:</i>	15127 100.0	6864 45.4	7221 47.7	8497 56.2	1771 11.7	2876 19.0	3328 22.0	5689 37.6	3235 21.4	11514 76.1	2237 14.8	7499 49.6	3470 22.9	1310 8.7	1979 13.1	227 1.5
B19C: . . . during the last 30 days?																
1. 0 occasions	98.6	98.5	98.8	99.1	98.9	98.2	98.7	99.2	98.0	98.7	98.3	100.0	100.0	99.1	93.2	73.4
2. 1-2	0.8	0.8	0.8	0.5	0.6	1.0	0.4	0.5	1.7	0.8	1.1	-	-	0.9	4.7	7.5
3. 3-5	0.3	0.4	0.3	0.3	0.3	0.4	0.6	0.1	0.3	0.4	0.3	-	-	-	1.3	11.8
4. 6-9	0.1	0.1	-	0.1	-	-	-	0.1	-	*	-	-	-	-	0.3	1.1
5. 10-19	0.1	0.1	-	*	-	*	0.2	*	-	*	0.2	-	-	-	0.2	1.8
6. 20-39	-	-	-	-	-	-	-	-	-	-	-	-	-	-	-	-
7. 40 or more	0.1	0.2	-	-	0.2	0.4	0.1	-	-	0.1	-	-	-	-	0.3	4.3
<i>Item 22680 Subject A01c</i>	<i>N 4788</i>	<i>2324</i>	<i>2283</i>	<i>2851</i>	<i>541</i>	<i>884</i>	<i>1083</i>	<i>1773</i>	<i>1048</i>	<i>3784</i>	<i>725</i>	<i>2450</i>	<i>1081</i>	<i>473</i>	<i>645</i>	<i>64</i>
Lately there has been some attention paid to certain drugs.																
B20: (FORMS 3[Q.D04e] AND 6[Q.D20I] ONLY) During the LAST 12 MONTHS, on how many occasions (if any) have you taken a non-prescription cough or cold medicine (robos, DXM, etc.) to get high																
1. 0 occasions	93.4	92.3	94.6	93.2	95.7	92.6	94.1	93.4	93.4	93.9	91.4	98.4	95.7	87.2	80.0	51.2
2. 1-2	2.9	3.1	2.6	3.0	1.6	2.5	2.5	3.2	3.0	2.7	3.7	0.9	2.2	7.8	7.8	10.1
3. 3-5	1.5	1.5	1.6	1.4	0.9	2.2	1.2	1.5	1.5	1.6	1.5	0.3	0.8	3.4	5.4	10.0
4. 6-9	0.9	1.3	0.6	1.1	0.7	0.5	1.3	0.6	1.2	0.9	1.2	0.2	0.4	1.2	3.5	6.6
5. 10-19	0.5	0.7	0.3	0.5	0.6	1.4	0.2	0.4	0.3	0.4	0.8	0.1	0.6	0.3	1.4	6.6
6. 20-39	0.4	0.6	0.1	0.4	0.3	0.8	0.2	0.5	0.1	0.3	0.5	0.1	0.1	0.1	0.8	8.8
7. 40 or more	0.3	0.4	0.2	0.4	0.2	0.1	0.4	0.3	0.4	0.2	0.9	0.1	0.2	-	1.0	6.6
<i>Item 31670 Subject A01b</i>	<i>N 4371</i>	<i>2048</i>	<i>2169</i>	<i>2632</i>	<i>475</i>	<i>735</i>	<i>1037</i>	<i>1619</i>	<i>981</i>	<i>3553</i>	<i>707</i>	<i>2243</i>	<i>1010</i>	<i>401</i>	<i>565</i>	<i>72</i>
The following questions are all based on the question text given below but appeared in the forms indicated with different question numbers.																
Lately there has been some attention paid to certain drugs.																
B21: During the LAST 12 MONTHS, on how many occasions (if any) have you . . .																
B21A: (FORM 6[Q.D20k]). . . taken Rohypnol ("trophies," "roofies")																
1. 0 occasions	98.7	98.1	99.3	98.5	98.8	98.1	98.9	99.1	98.2	99.1	97.1	100.0	100.0	98.8	95.4	69.0
2. 1-2	0.2	0.2	0.1	0.2	-	-	0.1	0.1	0.4	0.1	0.2	-	-	0.2	0.4	5.3
3. 3-5	0.5	0.9	0.1	0.6	0.2	1.6	0.1	0.3	0.4	0.3	1.2	-	-	0.7	0.5	16.5
4. 6-9	0.2	0.2	0.2	0.2	0.4	0.3	0.2	0.1	0.4	0.1	0.6	-	-	-	1.4	-
5. 10-19	*	0.1	-	-	-	-	0.2	-	-	0.1	-	-	-	-	0.3	-
6. 20-39	-	-	-	-	-	-	-	-	-	-	-	-	-	-	-	-
7. 40 or more	0.4	0.6	0.4	0.5	0.6	-	0.5	0.5	0.6	0.3	1.0	-	-	0.2	1.9	9.2
<i>Item 29785 Subject A01b</i>	<i>N 2110</i>	<i>959</i>	<i>1073</i>	<i>1265</i>	<i>243</i>	<i>345</i>	<i>509</i>	<i>777</i>	<i>479</i>	<i>1694</i>	<i>355</i>	<i>1102</i>	<i>482</i>	<i>182</i>	<i>271</i>	<i>40</i>
B21B: (FORMS 5[E11a], AND 6[Q.D20b]). . . . taken ketamine ("special K," "super K")																
1. 0 occasions	98.7	98.4	99.3	98.7	99.1	98.4	98.9	99.1	97.9	99.2	96.2	100.0	100.0	98.3	96.1	70.2
2. 1-2	0.5	0.6	0.3	0.5	0.3	0.6	0.6	0.2	0.7	0.4	1.2	-	-	1.2	1.7	8.0
3. 3-5	0.2	0.4	0.1	0.2	0.3	0.1	0.2	0.1	0.7	0.2	0.5	-	-	-	1.1	4.6
4. 6-9	0.2	0.3	0.1	0.2	0.1	0.7	-	0.2	0.1	0.1	0.8	-	-	0.4	0.2	8.2
5. 10-19	0.1	0.2	*	0.1	0.1	-	0.1	0.1	0.2	*	0.3	-	-	-	0.1	4.4
6. 20-39	0.1	0.1	-	*	-	0.2	-	*	0.1	*	0.2	-	-	0.2	0.2	1.3
7. 40 or more	0.2	0.2	0.1	0.2	0.1	-	0.2	0.3	0.2	0.1	0.8	-	-	-	0.6	3.3
<i>Item 31060 Subject A01b</i>	<i>N 4256</i>	<i>2008</i>	<i>2121</i>	<i>2557</i>	<i>486</i>	<i>687</i>	<i>1035</i>	<i>1583</i>	<i>952</i>	<i>3455</i>	<i>693</i>	<i>2216</i>	<i>951</i>	<i>374</i>	<i>575</i>	<i>70</i>
B21C: (FORMS 3[Q.D04c] AND 6[Q.D20g]). . . taken Ritalin (without a doctor's orders)																
1. 0 occasions	97.5	96.8	98.4	97.4	98.7	96.9	97.5	98.0	97.3	98.0	95.4	100.0	100.0	96.8	88.6	62.3
2. 1-2	1.1	1.4	0.8	1.2	-	1.4	1.0	1.0	1.4	1.0	2.0	-	-	2.5	6.0	7.9
3. 3-5	0.4	0.6	0.2	0.4	0.5	0.5	0.4	0.2	0.6	0.4	0.4	-	-	0.5	1.7	5.8
4. 6-9	0.2	0.3	0.2	0.2	0.2	-	0.4	0.3	0.2	0.1	0.7	-	-	0.1	1.0	3.6
5. 10-19	0.3	0.5	0.1	0.2	0.4	0.8	0.2	0.2	0.1	0.1	0.8	-	-	0.1	0.9	10.0
6. 20-39	0.1	*	0.1	0.1	-	-	0.1	-	0.2	0.1	-	-	-	-	0.5	-
7. 40 or more	0.3	0.4	0.2	0.5	0.2	0.4	0.5	0.2	0.3	0.2	0.8	-	-	-	1.3	10.4
<i>Item 31180 Subject A01b</i>	<i>N 4383</i>	<i>2050</i>	<i>2174</i>	<i>2632</i>	<i>479</i>	<i>737</i>	<i>1038</i>	<i>1627</i>	<i>981</i>	<i>3569</i>	<i>703</i>	<i>2252</i>	<i>1010</i>	<i>405</i>	<i>569</i>	<i>69</i>

QUESTIONNAIRE FORM 1-6 2010	TOTAL	SEX		RACE		REGION				COLLEGE PLANS?		ILLICIT DRUG USE: LIFETIME				
		M	F	White	Black	NE	NC	S	W	Yes	No	None	Mari- juana Only	Few Pills	More Pills	Any Her- oin
<i>N (Weighted No. of Cases):</i> <i>% of Weighted Total:</i>	15127 100.0	6864 45.4	7221 47.7	8497 56.2	1771 11.7	2876 19.0	3328 22.0	5689 37.6	3235 21.4	11514 76.1	2237 14.8	7499 49.6	3470 22.9	1310 8.7	1979 13.1	227 1.5
B21D: (FORMS 3[Q.D04a] AND 6[Q.D20e]). . . taken "andro" (androstenedione, nonprescription steroid)																
1. 0 occasions	98.5	97.7	99.3	98.5	98.0	98.2	98.0	99.0	98.5	98.8	96.9	99.7	99.4	97.7	96.0	76.1
2. 1-2	0.4	0.6	0.1	0.4	0.4	0.1	0.2	0.3	0.8	0.2	1.1	0.1	-	0.8	0.8	6.8
3. 3-5	0.3	0.3	0.4	0.1	0.9	0.3	0.6	0.3	-	0.3	0.4	-	0.3	1.2	0.9	1.9
4. 6-9	0.3	0.4	0.1	0.3	-	1.1	-	0.1	0.2	0.2	0.6	*	-	0.1	0.6	9.5
5. 10-19	0.1	0.3	-	0.1	0.5	-	0.1	0.2	0.1	0.1	0.4	*	0.1	0.1	0.3	2.5
6. 20-39	*	0.1	-	*	-	-	0.1	-	-	*	-	-	-	-	0.2	-
7. 40 or more	0.4	0.6	0.1	0.4	0.3	0.2	0.9	0.1	0.4	0.3	0.5	0.2	0.2	-	1.3	3.2
<i>Item 31160 Subject A01b</i>	<i>N 4387</i>	<i>2053</i>	<i>2175</i>	<i>2635</i>	<i>479</i>	<i>739</i>	<i>1038</i>	<i>1629</i>	<i>981</i>	<i>3567</i>	<i>710</i>	<i>2255</i>	<i>1011</i>	<i>404</i>	<i>569</i>	<i>73</i>
B21E: (FORMS 3[Q.D04b] AND 6[Q.D20f]). . . taken creatine (amino acid used to build muscles)																
1. 0 occasions	90.8	82.3	98.8	89.7	93.6	90.7	90.1	91.3	90.9	91.3	88.9	94.6	90.0	87.4	81.7	71.9
2. 1-2	2.4	4.2	0.6	2.7	1.4	1.9	1.9	2.4	3.3	2.2	3.1	1.4	2.1	4.6	4.0	10.9
3. 3-5	1.2	2.5	*	1.3	1.7	1.3	1.2	1.4	1.0	1.2	1.1	1.2	1.0	0.4	2.4	2.5
4. 6-9	1.1	2.0	0.1	1.0	1.3	1.3	1.5	0.8	0.7	1.0	1.0	0.3	1.8	1.0	2.8	2.8
5. 10-19	1.4	2.9	0.1	1.8	0.6	1.0	1.3	1.6	1.6	1.2	2.8	0.9	1.5	1.8	3.3	2.5
6. 20-39	0.9	1.7	0.2	1.0	1.1	1.3	1.4	0.7	0.3	1.0	0.2	0.4	0.7	2.7	1.7	1.3
7. 40 or more	2.2	4.4	0.2	2.5	0.5	2.5	2.5	1.8	2.2	2.0	2.8	1.2	2.9	2.0	4.0	8.1
<i>Item 31170 Subject A01b</i>	<i>N 4392</i>	<i>2056</i>	<i>2178</i>	<i>2640</i>	<i>478</i>	<i>739</i>	<i>1040</i>	<i>1632</i>	<i>981</i>	<i>3571</i>	<i>710</i>	<i>2256</i>	<i>1012</i>	<i>407</i>	<i>569</i>	<i>72</i>
B21F: (FORMS 3[Q.D04f], 5[Q.E11b], AND 6[Q.D20i]). . . taken OxyContin (without a doctor's orders)																
1. 0 occasions	95.2	94.5	96.3	94.5	97.2	94.2	95.4	95.5	95.4	96.3	90.4	100.0	100.0	93.9	77.2	39.3
2. 1-2	2.3	2.5	1.9	2.8	0.8	2.5	2.1	2.1	2.5	1.9	3.7	-	-	5.0	11.6	12.6
3. 3-5	1.0	0.9	1.0	1.0	0.3	1.1	0.8	1.0	1.1	0.7	2.2	-	-	0.6	5.0	13.8
4. 6-9	0.4	0.6	0.1	0.4	0.7	0.7	0.5	0.5	-	0.3	1.0	-	-	0.2	1.4	12.1
5. 10-19	0.5	0.6	0.4	0.5	0.9	0.8	0.6	0.3	0.5	0.4	1.0	-	-	0.2	2.7	7.4
6. 20-39	0.2	0.3	0.2	0.3	-	0.6	*	0.3	0.2	0.2	0.5	-	-	-	0.9	6.8
7. 40 or more	0.4	0.5	0.2	0.5	0.1	0.1	0.7	0.3	0.3	0.2	1.1	-	-	0.1	1.3	8.1
<i>Item 31310 Subject A01b</i>	<i>N 6508</i>	<i>3088</i>	<i>3212</i>	<i>3922</i>	<i>718</i>	<i>1078</i>	<i>1558</i>	<i>2426</i>	<i>1447</i>	<i>5310</i>	<i>1043</i>	<i>3353</i>	<i>1475</i>	<i>591</i>	<i>871</i>	<i>104</i>
B21G: (FORMS 3[Q.D04g], 5[Q.E11c], AND 6[Q.D20j]). . . taken Vicodin (without a doctor's orders)																
1. 0 occasions	92.8	91.4	94.2	91.5	97.4	91.5	91.4	95.5	90.6	93.5	89.2	100.0	100.0	87.3	62.8	41.2
2. 1-2	3.3	3.4	3.2	3.9	0.6	4.2	2.9	2.3	4.5	2.9	4.9	-	-	10.9	15.9	8.3
3. 3-5	1.4	1.7	1.1	1.8	-	1.8	1.5	0.8	2.1	1.3	2.1	-	-	0.9	8.0	15.4
4. 6-9	0.9	1.3	0.5	1.0	0.8	0.9	1.7	0.5	0.9	0.9	1.3	-	-	0.6	5.2	9.8
5. 10-19	0.6	0.9	0.4	0.7	0.7	0.8	0.7	0.3	1.0	0.6	0.7	-	-	0.2	3.7	6.7
6. 20-39	0.4	0.5	0.2	0.4	0.3	0.3	0.5	0.2	0.5	0.4	0.3	-	-	0.1	1.5	10.0
7. 40 or more	0.6	0.8	0.3	0.8	0.2	0.5	1.1	0.4	0.5	0.4	1.5	-	-	-	3.0	8.6
<i>Item 31320 Subject A01b</i>	<i>N 6497</i>	<i>3089</i>	<i>3205</i>	<i>3912</i>	<i>716</i>	<i>1076</i>	<i>1555</i>	<i>2422</i>	<i>1444</i>	<i>5299</i>	<i>1043</i>	<i>3353</i>	<i>1468</i>	<i>589</i>	<i>871</i>	<i>103</i>
B21H: (FORMS 5[Q.E11d] AND 6[Q.D20m]). . . taken Salvia																
1. 0 occasions	94.5	91.5	97.5	93.7	97.8	93.8	95.0	94.7	93.9	95.3	90.8	99.8	96.0	89.1	79.6	63.0
2. 1-2	3.6	5.3	2.0	4.2	0.9	3.8	3.2	3.5	4.2	3.3	5.0	0.1	3.2	9.2	12.7	14.0
3. 3-5	0.6	0.9	0.3	0.7	0.1	0.7	0.2	0.5	0.8	0.4	1.1	*	0.3	0.9	2.6	2.2
4. 6-9	0.5	0.9	*	0.6	0.5	1.2	0.4	0.4	0.4	0.4	1.0	-	0.2	0.6	1.4	9.6
5. 10-19	0.4	0.7	0.1	0.4	0.2	-	0.4	0.4	0.5	0.3	0.4	-	0.1	0.2	2.1	1.7
6. 20-39	0.1	0.1	*	0.1	0.2	0.1	0.1	0.1	0.1	0.1	0.2	-	*	-	0.4	1.0
7. 40 or more	0.4	0.6	0.1	0.4	0.3	0.4	0.6	0.4	0.2	0.2	1.5	*	0.2	-	1.1	8.5
<i>Item 32500 Subject A01b</i>	<i>N 4236</i>	<i>2001</i>	<i>2111</i>	<i>2547</i>	<i>482</i>	<i>683</i>	<i>1028</i>	<i>1578</i>	<i>948</i>	<i>3443</i>	<i>688</i>	<i>2206</i>	<i>947</i>	<i>372</i>	<i>572</i>	<i>71</i>
B21I: (FORMS 3[Q.D04d] AND 6[Q.D20h]). . . . taken Adderall (without a doctor's orders)																
1. 0 occasions	93.9	93.2	94.7	92.3	98.1	92.8	93.4	94.2	94.8	94.6	90.2	100.0	100.0	88.8	68.3	48.9
2. 1-2	3.1	3.4	2.8	4.1	0.3	3.1	3.0	3.3	2.9	3.0	3.9	-	-	9.3	15.7	12.1
3. 3-5	1.1	1.4	0.8	1.2	0.8	1.2	1.7	0.9	0.9	1.0	1.7	-	-	1.5	6.0	11.2
4. 6-9	0.6	0.5	0.7	0.7	0.3	1.0	0.4	0.7	0.4	0.5	1.2	-	-	0.3	3.6	4.0
5. 10-19	0.4	0.5	0.3	0.5	-	0.7	0.7	0.2	0.2	0.2	1.3	-	-	-	2.6	2.9
6. 20-39	0.3	0.4	0.2	0.4	0.2	0.6	0.2	0.2	0.3	0.2	0.6	-	-	0.1	1.3	6.4
7. 40 or more	0.6	0.7	0.4	0.8	0.3	0.5	0.6	0.6	0.5	0.4	1.1	-	-	-	2.4	14.4
<i>Item 32450 Subject A01b</i>	<i>N 4381</i>	<i>2051</i>	<i>2173</i>	<i>2636</i>	<i>476</i>	<i>736</i>	<i>1036</i>	<i>1627</i>	<i>983</i>	<i>3563</i>	<i>707</i>	<i>2252</i>	<i>1007</i>	<i>406</i>	<i>568</i>	<i>73</i>

*= \leq .05 percent.

DESCRIPTIVE RESULTS: 2010

43

QUESTIONNAIRE FORM 1-6 2010	TOTAL	SEX		RACE		REGION				COLLEGE PLANS?		ILLICIT DRUG USE: LIFETIME				
		M	F	White	Black	NE	NC	S	W	Yes	No	None	Mari- juana Only	Few Pills	More Pills	Any Her- oin
<i>N (Weighted No. of Cases):</i>	15127	6864	7221	8497	1771	2876	3328	5689	3235	11514	2237	7499	3470	1310	1979	227
<i>% of Weighted Total:</i>	100.0	45.4	47.7	56.2	11.7	19.0	22.0	37.6	21.4	76.1	14.8	49.6	22.9	8.7	13.1	1.5
B21J: (FORMS 5[Q.E11e] AND 6[Q.D20n]). . . taken Provigil, a prescription stay-awake drug (without a doctor's order)																
1. 0 occasions	98.7	98.2	99.4	98.7	98.5	98.3	98.3	98.8	99.1	99.2	96.0	99.8	99.5	99.2	96.3	78.2
2. 1-2	0.4	0.5	0.3	0.4	0.2	0.5	0.6	0.2	0.3	0.2	1.1	0.2	-	0.4	1.4	2.8
3. 3-5	0.1	0.2	*	0.2	0.2	0.1	0.1	0.2	0.1	0.1	0.3	-	0.2	-	0.3	2.1
4. 6-9	0.1	0.2	*	*	0.4	0.4	-	0.1	0.1	0.1	0.2	-	-	0.1	0.4	1.7
5. 10-19	0.1	0.1	*	*	0.3	-	0.2	0.2	-	*	0.2	*	0.1	0.3	0.1	0.6
6. 20-39	0.2	0.3	*	0.1	0.3	0.5	0.2	*	0.1	0.1	0.7	-	*	-	0.3	6.1
7. 40 or more	0.4	0.5	0.2	0.5	0.1	0.1	0.6	0.5	0.4	0.2	1.5	*	0.2	-	1.3	8.4
<i>Item 32510 Subject A01b</i>	<i>N</i> 4216	1989	2105	2536	479	680	1019	1571	946	3429	682	2198	942	370	566	71
B22: (FORMS 4[Q.D08] AND 5[Q.D03]) The next questions are about drugs that doctors sometimes prescribe for people who have problems concentrating on one task at a time (attention deficit disorder), or with being too active or too disruptive (hyperactive), or both (ADHD).																
Stimulant-type drugs (i.e., amphetamine, methylphenidate, and pemoline) are prescribed for these conditions. These drugs include Ritalin, Adderall, Concerta, Metadate, Dexedrine, Focalin, Cylert, and others.																
Have you ever taken any of these stimulant-type prescription drugs under a doctor's supervision for these conditions? (Do not count drugs that are not stimulant-type, like Strattera, Wellbutrin, Provigil, Tenex, or Tofranil)																
1. No	91.7	90.2	93.7	90.9	93.3	92.3	90.4	90.9	94.2	92.5	88.8	94.7	94.2	88.5	81.2	79.3
2. Yes, in the past, but not now	5.3	6.2	3.8	5.2	5.0	4.5	5.6	5.9	4.4	4.7	7.2	3.3	3.0	8.8	12.1	14.3
3. Yes, I take them now	3.0	3.6	2.5	3.9	1.7	3.2	4.0	3.3	1.4	2.9	3.9	2.0	2.8	2.7	6.7	6.4
<i>Item 31460 Subject A01j</i>	<i>N</i> 4341	2100	2090	2623	488	714	1039	1623	966	3552	683	2249	929	419	611	57
B23: (FORMS 4[Q.D11] AND 5[Q.D06]) Have you ever taken a non-stimulant-type prescription drug under a doctor's supervision for these conditions (like Strattera, Wellbutrin, Provigil, Tenex, or Tofranil)?																
1. No	88.0	87.2	89.0	87.2	88.8	90.2	87.1	87.4	88.5	89.1	83.5	90.9	89.9	85.2	81.6	58.7
2. Yes, in the past, but not now	4.1	5.0	3.1	4.4	3.7	2.8	5.3	4.3	3.6	3.8	5.3	2.1	3.2	7.2	9.1	13.9
3. Yes, I take them now	2.2	2.2	2.2	2.5	2.0	1.8	2.7	2.3	1.8	2.0	3.0	1.6	1.8	1.3	3.7	13.9
8. Don't know	5.6	5.6	5.7	5.9	5.6	5.2	4.9	6.0	6.1	5.1	8.2	5.4	5.1	6.2	5.5	13.6
<i>Item 31490 Subject A01j</i>	<i>N</i> 4283	2068	2066	2573	484	715	1017	1604	947	3505	677	2216	920	417	599	55

MONITORING THE FUTURE

QUESTIONNAIRE FORM 1 2010	TOTAL	SEX		RACE		REGION				COLLEGE PLANS?		ILLICIT DRUG USE: LIFETIME				
		M	F	White	Black	NE	NC	S	W	Yes	No	None	Mari- juana Only	Few Pills	More Pills	Any Her- oin
<i>N (Weighted No. of Cases):</i>	2521	1043	1232	1352	289	483	551	947	540	1843	317	1234	610	191	311	24
<i>% of Weighted Total:</i>	100.0	41.4	48.9	53.6	11.5	19.2	21.8	37.6	21.4	73.1	12.6	48.9	24.2	7.6	12.3	0.9
A001: Taking all things together, how would you say things are these days—would you say you're very happy, pretty happy, or not too happy these days?																
3. Very happy	24.5	25.2	23.9	29.2	15.1	23.3	26.3	23.4	25.7	25.1	21.9	25.4	23.8	24.3	25.1	4.1
2. Pretty happy	63.7	63.6	65.8	63.3	68.1	64.8	64.7	63.6	61.6	64.9	63.7	63.4	66.6	64.1	59.9	70.2
1. Not too happy	11.8	11.2	10.3	7.5	16.7	11.9	9.0	13.0	12.7	9.9	14.4	11.2	9.6	11.6	15.1	25.8
<i>Item 1190 Subject P01, Q01</i>	<i>N</i> 2492	1034	1227	1346	287	475	542	938	537	1831	315	1226	607	189	309	24
A002: How much do you agree or disagree with each of the following statements?																
A002A: The nation needs much more long-range planning and coordination to be prepared for the future																
1. Disagree	2.5	3.2	1.6	1.9	4.0	0.9	3.5	2.7	2.4	1.8	4.5	1.7	3.1	1.8	3.5	4.1
2. Mostly disagree	3.7	3.7	3.3	3.9	2.3	3.8	4.3	2.9	4.5	3.0	4.8	3.8	2.8	3.3	3.2	8.1
3. Neither	16.5	17.9	14.2	16.0	16.0	15.3	17.4	17.9	14.1	15.5	17.8	14.9	17.8	21.8	17.1	21.4
4. Mostly agree	41.0	38.7	45.2	45.7	33.2	42.5	42.3	40.3	39.6	43.0	37.3	43.6	41.6	40.0	37.9	24.3
5. Agree	36.3	36.5	35.8	32.5	44.5	37.5	32.5	36.2	39.5	36.6	35.5	36.0	34.7	33.1	38.2	42.1
<i>Item 1200 Subject I01</i>	<i>N</i> 2484	1038	1222	1346	283	472	544	936	533	1833	315	1224	606	186	307	24
A002B: I enjoy the fast pace and changes of today's world																
1. Disagree	9.7	9.6	9.6	10.1	9.4	8.9	8.5	11.5	8.3	8.3	13.1	9.6	9.3	9.8	9.6	2.7
2. Mostly disagree	15.2	15.5	15.7	16.3	13.3	11.8	17.4	14.9	16.6	15.7	15.0	15.4	13.7	13.2	18.8	20.6
3. Neither	29.2	27.2	30.3	29.5	31.0	31.8	27.8	30.9	25.3	28.5	31.5	30.0	29.2	31.5	24.5	28.1
4. Mostly agree	31.4	29.8	33.2	31.9	26.6	28.2	33.6	28.6	36.8	33.6	27.0	32.9	31.3	35.0	28.1	32.5
5. Agree	14.5	17.8	11.2	12.2	19.7	19.3	12.6	14.1	13.0	14.0	13.4	12.0	16.4	10.6	18.9	16.1
<i>Item 1210 Subject I03, Q02</i>	<i>N</i> 2481	1038	1218	1346	283	470	540	937	535	1830	314	1223	607	186	308	24
A002C: Things change too quickly in today's world																
1. Disagree	9.8	12.5	7.4	9.4	10.6	11.3	9.3	9.4	9.8	10.0	7.2	9.5	10.7	5.8	11.2	14.9
2. Mostly disagree	17.7	19.4	17.3	20.4	15.6	19.6	20.5	14.9	18.2	18.9	15.4	15.8	18.6	27.2	20.4	25.9
3. Neither	24.9	25.9	24.5	26.8	21.2	23.7	27.0	24.6	24.2	25.1	26.0	26.6	22.0	21.7	26.1	31.2
4. Mostly agree	28.2	26.2	29.3	29.8	22.3	28.2	29.2	26.8	29.7	28.5	27.8	28.3	28.0	28.2	26.8	20.7
5. Agree	19.4	16.0	21.5	13.6	30.4	17.2	14.1	24.4	18.0	17.5	23.5	19.7	20.8	17.0	15.5	7.4
<i>Item 1220 Subject I03, Q02</i>	<i>N</i> 2479	1033	1222	1346	282	470	543	933	533	1828	315	1225	603	186	308	24
A002D: I think the times ahead for me will be tougher and less fun than things are now																
1. Disagree	15.3	17.0	13.8	14.5	19.2	14.2	14.3	17.4	13.5	15.4	11.9	14.3	16.6	15.7	16.3	23.3
2. Mostly disagree	18.3	17.7	19.9	19.7	17.0	19.7	19.6	15.4	20.7	19.1	17.3	20.4	15.1	20.1	17.7	4.6
3. Neither	19.7	21.7	17.3	20.3	15.0	19.4	20.2	20.2	18.6	19.5	20.3	19.3	21.5	18.8	15.6	19.3
4. Mostly agree	22.7	20.8	24.4	23.2	19.5	22.5	25.8	21.7	21.6	23.3	20.0	22.7	20.6	23.7	26.8	32.9
5. Agree	24.1	22.8	24.6	22.4	29.3	24.3	20.1	25.3	25.7	22.6	30.4	23.4	26.1	21.7	23.6	19.8
<i>Item 1230 Subject I01, J</i>	<i>N</i> 2475	1032	1220	1343	279	468	544	928	534	1828	315	1216	602	186	310	24
A003: Of all the time you spend with other people, about how much is spent with people over 30?																
1. Very little	28.3	28.6	27.5	27.1	28.7	33.0	28.6	28.4	23.4	26.3	33.3	24.3	32.2	35.7	28.5	35.9
2. Some	37.6	42.4	35.4	39.9	39.6	40.3	41.5	33.2	39.0	40.1	33.2	37.9	39.0	30.6	42.2	41.1
3. About half	24.2	21.9	25.7	25.5	20.1	20.6	21.5	25.6	27.9	24.3	23.5	27.1	21.4	25.8	20.2	23.0
4. Most	7.7	5.2	9.3	5.7	10.2	4.0	5.6	10.7	8.1	7.5	8.5	8.4	5.2	7.6	7.0	-
5. Nearly all	2.2	2.0	2.0	1.8	1.4	2.2	2.8	2.1	1.5	1.8	1.5	2.2	2.2	0.3	2.1	-
<i>Item 1240 Subject M02</i>	<i>N</i> 2502	1041	1232	1351	288	480	547	938	537	1840	315	1232	609	188	310	24

DESCRIPTIVE RESULTS: 2010

45

QUESTIONNAIRE FORM 1 2010	TOTAL	SEX		RACE		REGION				COLLEGE PLANS?		ILLICIT DRUG USE: LIFETIME				
		M	F	White	Black	NE	NC	S	W	Yes	No	None	Mari- juana Only	Few Pills	More Pills	Any Her- oin
<i>N (Weighted No. of Cases):</i> <i>% of Weighted Total:</i>	2521 100.0	1043 41.4	1232 48.9	1352 53.6	289 11.5	483 19.2	551 21.8	947 37.6	540 21.4	1843 73.1	317 12.6	1234 48.9	610 24.2	191 7.6	311 12.3	24 0.9
A004: Would you like to spend more time, or less time, with people over 30 if you could?																
1. Much less time	8.4	7.8	8.5	7.0	12.0	9.1	9.3	8.0	7.5	7.0	12.9	7.4	9.1	6.9	9.3	17.0
2. Somewhat less time	12.8	11.7	13.1	11.3	17.3	13.5	11.6	13.7	11.9	12.0	13.1	12.9	13.1	12.6	11.9	-
3. About the same as now	64.7	67.2	64.3	70.9	48.3	67.5	67.4	61.9	64.6	67.7	60.0	66.1	63.6	65.8	64.7	45.1
4. Somewhat more time	11.6	11.2	11.7	9.4	18.5	8.7	9.9	13.2	13.2	11.2	11.6	11.8	10.1	12.1	11.7	35.1
5. Much more time	2.5	2.0	2.3	1.4	3.9	1.4	1.8	3.4	2.8	2.1	2.4	1.8	4.2	2.7	2.4	2.8
<i>Item 1250 Subject M02</i>	<i>N 2499</i>	<i>1042</i>	<i>1230</i>	<i>1352</i>	<i>287</i>	<i>481</i>	<i>547</i>	<i>937</i>	<i>534</i>	<i>1839</i>	<i>315</i>	<i>1231</i>	<i>609</i>	<i>188</i>	<i>310</i>	<i>24</i>
A005: Would you like to spend more time, or less time, working with or helping younger children?																
1. Much less time	8.4	11.6	4.9	8.2	5.4	9.7	9.5	6.9	8.9	7.1	11.0	6.6	8.0	10.8	14.1	12.9
2. Somewhat less time	7.8	11.4	4.8	7.9	9.2	9.5	7.2	7.1	8.0	7.4	8.6	7.6	6.6	6.5	10.3	29.4
3. About the same as now	32.2	38.7	26.7	35.1	25.2	32.9	34.2	32.8	28.7	32.5	30.9	30.7	33.1	37.3	33.3	15.4
4. Somewhat more time	32.2	29.4	35.7	32.0	33.9	28.5	33.1	32.3	34.4	33.1	31.5	34.8	33.9	27.1	24.6	23.3
5. Much more time	19.4	9.0	28.0	16.8	26.4	19.4	16.0	20.9	20.0	19.8	18.0	20.3	18.4	18.4	17.7	19.0
<i>Item 1260 Subject M02</i>	<i>N 2496</i>	<i>1040</i>	<i>1229</i>	<i>1350</i>	<i>287</i>	<i>479</i>	<i>546</i>	<i>936</i>	<i>534</i>	<i>1839</i>	<i>315</i>	<i>1230</i>	<i>607</i>	<i>189</i>	<i>310</i>	<i>24</i>
A006: The next questions ask how satisfied or dissatisfied you are with several aspects of your life. For each question, mark the circle that shows best how you feel. If you are neutral about something, or are just as satisfied as you are dissatisfied, mark the middle answer.																
How satisfied are you with . . .																
A006A: Your job? (If you have no job, leave blank)																
7. Completely satisfied	20.1	19.5	20.5	18.8	20.5	20.4	18.7	21.3	19.3	19.2	25.7	21.8	19.3	15.3	16.4	25.4
6.	21.2	20.5	23.0	24.8	17.9	20.1	24.0	21.2	18.4	23.1	13.1	22.7	20.1	22.4	21.5	4.0
5.	18.1	20.4	17.2	19.0	14.2	17.1	17.7	17.1	21.9	19.0	17.5	18.9	18.7	16.8	17.9	12.6
4. Neutral	24.6	24.1	23.8	22.1	27.0	24.5	21.7	26.9	24.1	23.3	27.7	23.3	24.4	28.5	26.1	25.9
3.	6.3	7.2	5.5	6.1	10.2	5.9	7.2	5.1	8.0	6.5	4.7	7.5	3.6	8.4	5.2	25.1
2.	3.8	2.8	4.4	4.0	1.3	5.3	3.6	3.1	3.6	3.4	3.6	2.0	5.7	2.9	5.8	-
1. Completely dissatisfied	6.0	5.5	5.6	5.3	9.0	6.6	7.2	5.3	4.7	5.5	7.6	3.8	8.2	5.7	7.2	7.0
<i>Item 1270 Subject C01, P02</i>	<i>N 1293</i>	<i>534</i>	<i>631</i>	<i>782</i>	<i>131</i>	<i>281</i>	<i>318</i>	<i>472</i>	<i>222</i>	<i>933</i>	<i>160</i>	<i>598</i>	<i>337</i>	<i>93</i>	<i>178</i>	<i>15</i>
A006B: The neighborhood where you live?																
7. Completely satisfied	30.0	29.7	30.6	33.0	26.9	26.7	34.5	30.1	28.0	29.5	31.9	28.4	32.6	28.6	34.2	26.0
6.	20.9	24.5	18.5	23.4	13.9	20.2	22.3	18.6	24.0	22.7	15.2	21.7	21.0	20.6	19.9	14.8
5.	13.1	13.2	13.2	14.4	10.8	15.9	12.9	12.1	12.3	13.1	17.2	13.9	11.5	12.0	12.6	6.2
4. Neutral	21.2	18.5	22.1	16.7	31.6	19.5	18.7	24.9	19.0	20.5	22.9	22.5	19.5	20.2	16.9	27.1
3.	6.8	5.2	8.3	6.3	6.4	7.3	6.3	7.1	6.3	7.1	4.7	6.0	7.6	9.8	5.7	25.9
2.	4.2	4.8	3.9	3.6	5.5	5.7	2.9	2.5	7.1	4.0	4.8	4.0	4.2	5.2	5.1	-
1. Completely dissatisfied	3.9	4.1	3.3	2.7	4.9	4.7	2.4	4.6	3.4	3.1	3.3	3.5	3.5	3.5	5.5	-
<i>Item 1280 Subject P02</i>	<i>N 2496</i>	<i>1038</i>	<i>1230</i>	<i>1349</i>	<i>285</i>	<i>481</i>	<i>546</i>	<i>932</i>	<i>537</i>	<i>1836</i>	<i>315</i>	<i>1232</i>	<i>606</i>	<i>189</i>	<i>309</i>	<i>24</i>
A006C: Your personal safety in your neighborhood, on your job, and in your school—safety from being attacked and injured in some way?																
7. Completely satisfied	37.1	41.2	34.6	43.3	32.9	39.0	43.4	34.4	33.6	37.9	36.5	35.4	41.8	33.7	39.0	28.1
6.	24.3	25.4	25.0	28.3	16.1	26.3	23.5	22.4	26.5	26.3	21.3	26.2	22.0	22.9	25.4	38.4
5.	12.1	11.3	13.0	10.0	15.9	11.4	11.8	12.6	12.3	11.9	14.8	14.0	10.9	14.2	7.4	8.8
4. Neutral	15.3	13.2	14.6	11.0	18.9	14.4	12.3	17.3	15.7	13.1	16.2	13.5	15.7	17.4	14.7	17.7
3.	6.2	3.8	8.1	3.9	8.8	5.1	4.3	7.6	6.8	6.4	5.7	5.5	5.7	6.3	8.7	-
2.	2.7	2.4	3.2	2.1	4.8	1.9	1.8	3.6	2.8	2.8	3.4	3.5	1.8	4.9	0.3	4.4
1. Completely dissatisfied	2.3	2.8	1.5	1.5	2.6	1.9	2.9	2.1	2.2	1.6	2.2	2.0	2.1	0.6	4.5	2.6
<i>Item 1290 Subject P02</i>	<i>N 2496</i>	<i>1040</i>	<i>1230</i>	<i>1352</i>	<i>286</i>	<i>481</i>	<i>548</i>	<i>933</i>	<i>533</i>	<i>1838</i>	<i>315</i>	<i>1230</i>	<i>608</i>	<i>189</i>	<i>310</i>	<i>24</i>

QUESTIONNAIRE FORM 1 2010	TOTAL	SEX		RACE		REGION				COLLEGE PLANS?		ILLICIT DRUG USE: LIFETIME				
		M	F	White	Black	NE	NC	S	W	Yes	No	None	Mari- juana Only	Few Pills	More Pills	Any Her- oin
<i>N (Weighted No. of Cases):</i>	2521	1043	1232	1352	289	483	551	947	540	1843	317	1234	610	191	311	24
<i>% of Weighted Total:</i>	100.0	41.4	48.9	53.6	11.5	19.2	21.8	37.6	21.4	73.1	12.6	48.9	24.2	7.6	12.3	0.9
A006D: The safety of things you own from being stolen or destroyed in your neighborhood, on your job, and in your school?																
7. Completely satisfied	20.5	23.4	18.8	22.8	22.1	19.1	25.4	21.9	14.3	20.4	21.8	20.8	22.0	12.1	22.6	14.6
6.	23.9	25.6	23.4	27.9	19.3	22.4	26.5	22.0	25.7	26.6	17.3	26.4	22.7	24.2	17.1	23.6
5.	17.1	17.2	17.0	17.1	12.3	22.9	14.0	15.6	17.8	16.9	19.8	16.1	15.4	23.6	23.2	9.6
4. Neutral	17.3	16.0	17.2	14.2	22.0	14.6	16.9	18.8	17.7	16.0	17.7	17.5	17.9	16.9	12.0	16.8
3.	10.9	8.1	14.0	10.1	13.0	11.6	9.4	9.9	13.7	11.1	12.5	11.0	9.0	11.8	12.8	25.7
2.	5.1	5.3	4.5	3.8	5.3	4.7	3.4	5.7	6.0	4.9	5.0	4.3	6.3	7.0	5.6	-
1. Completely dissatisfied	5.2	4.4	5.1	4.2	6.0	4.7	4.4	6.1	4.7	4.0	6.0	4.1	6.6	4.4	6.8	9.6
<i>Item 1300 Subject P02</i>	<i>N</i> 2495	1040	1228	1350	284	479	548	932	536	1838	313	1229	609	187	311	24
A006E: Your educational experiences?																
7. Completely satisfied	20.9	20.7	21.0	19.3	28.4	18.9	21.8	21.4	21.1	21.1	20.6	21.5	23.1	15.7	18.2	11.7
6.	30.5	28.8	33.4	33.5	24.1	34.8	31.2	28.8	28.8	33.2	23.8	32.5	30.3	32.8	26.0	16.0
5.	19.7	20.6	19.1	19.3	19.2	19.5	19.9	19.2	20.3	20.4	17.5	21.6	17.9	19.9	17.1	16.3
4. Neutral	16.7	17.2	15.0	15.4	16.8	15.8	16.3	17.2	17.0	14.5	22.7	14.0	15.9	18.5	22.3	32.3
3.	6.6	5.9	7.2	7.0	6.1	6.2	5.3	6.5	8.6	6.0	7.4	6.3	6.8	8.9	7.0	9.6
2.	2.9	3.4	2.6	3.5	1.3	3.2	3.4	3.0	2.0	2.7	5.7	2.5	3.0	2.3	4.7	2.6
1. Completely dissatisfied	2.7	3.4	1.6	1.9	4.1	1.7	2.2	3.8	2.1	2.2	2.4	1.6	3.0	1.9	4.8	11.5
<i>Item 1310 Subject B01, P02</i>	<i>N</i> 2483	1034	1228	1347	286	481	544	924	534	1835	313	1227	603	188	309	24
A006F: Your friends and other people you spend time with?																
7. Completely satisfied	50.4	48.4	51.6	51.1	47.0	50.4	48.8	53.7	46.3	49.5	51.8	50.0	54.7	47.2	46.4	32.0
6.	27.4	28.2	27.6	28.7	26.3	26.2	28.0	26.4	29.5	29.8	20.5	27.5	25.9	32.0	29.0	22.6
5.	9.9	10.7	10.1	10.9	10.0	11.5	10.7	7.8	11.3	10.0	12.9	10.0	8.5	11.6	11.2	18.7
4. Neutral	7.0	6.8	6.1	5.2	9.5	6.1	8.1	6.7	7.3	6.0	8.0	6.9	6.5	5.6	8.5	4.7
3.	3.3	3.4	2.9	2.6	4.8	4.1	2.7	3.2	3.6	3.0	3.5	3.7	2.6	2.5	2.8	15.7
2.	1.1	1.8	0.6	0.7	1.4	1.3	0.7	1.2	1.2	1.0	1.7	1.2	1.1	0.5	0.8	3.4
1. Completely dissatisfied	0.9	0.7	1.0	0.7	1.0	0.5	0.9	1.1	0.9	0.6	1.6	0.8	0.7	0.6	1.3	2.9
<i>Item 1320 Subject M04, P02</i>	<i>N</i> 2494	1039	1231	1349	287	477	548	933	535	1841	315	1230	606	189	310	24
A006G: The way you get along with your parents?																
7. Completely satisfied	32.0	32.3	30.6	31.8	28.9	33.5	29.1	31.6	34.4	31.7	29.6	33.1	33.6	27.3	23.2	4.7
6.	23.4	25.4	23.0	24.6	24.8	19.5	26.0	22.1	26.5	24.3	22.3	24.9	22.8	23.1	22.3	32.1
5.	15.8	16.1	16.6	16.2	14.9	14.8	15.6	16.2	16.2	16.8	13.1	16.3	15.6	13.8	15.3	9.7
4. Neutral	13.7	15.0	11.1	13.7	12.5	13.4	14.0	15.0	11.2	12.1	20.2	13.6	12.2	20.3	13.2	10.2
3.	7.1	5.5	8.6	6.8	7.4	10.5	8.8	5.7	4.9	7.4	5.4	5.9	7.5	9.1	10.7	22.3
2.	3.3	2.9	3.7	3.0	3.0	4.5	2.8	3.4	2.6	2.6	6.8	2.6	2.9	4.2	4.9	11.2
1. Completely dissatisfied	4.7	2.8	6.5	3.8	8.6	3.8	3.7	5.9	4.3	5.0	2.8	3.6	5.3	2.2	10.4	9.9
<i>Item 1330 Subject M03, P02</i>	<i>N</i> 2496	1042	1228	1352	287	481	547	932	536	1840	314	1230	609	188	310	24
A006H: Yourself?																
7. Completely satisfied	37.0	39.4	33.7	33.9	56.4	33.5	32.8	43.2	33.4	35.6	37.2	37.4	38.7	28.4	32.8	25.3
6.	24.9	24.9	25.4	27.6	18.4	27.7	26.7	21.3	26.7	26.8	20.3	25.4	24.9	25.1	23.7	24.4
5.	14.5	14.3	16.2	15.8	11.4	14.1	16.1	13.5	14.9	15.9	13.0	16.0	13.6	15.5	13.2	16.2
4. Neutral	14.4	12.9	15.5	14.0	7.6	13.4	16.1	13.4	15.1	13.8	17.4	14.7	11.5	19.8	15.9	8.8
3.	4.6	4.0	4.6	4.6	1.9	6.0	4.4	3.7	4.9	4.0	4.4	3.5	6.5	5.5	4.6	9.9
2.	2.8	2.0	2.8	2.4	3.0	4.6	2.3	1.6	3.6	2.0	4.8	1.7	2.9	3.2	5.1	15.3
1. Completely dissatisfied	2.0	2.4	1.7	1.7	1.3	0.7	1.7	3.1	1.4	1.9	2.9	1.2	1.9	2.5	4.7	-
<i>Item 1340 Subject P01, Q01</i>	<i>N</i> 2488	1037	1228	1348	286	481	544	928	536	1836	313	1225	609	188	309	24
A006I: Your standard of living—the things you have like housing, car, furniture, recreation, and the like?																
7. Completely satisfied	36.3	36.8	35.7	39.7	29.6	34.4	35.4	37.3	37.3	36.6	34.6	38.6	34.8	32.8	28.9	27.9
6.	26.3	29.9	24.4	27.8	26.4	28.2	26.1	25.2	26.8	27.0	23.7	27.2	26.8	25.5	24.0	31.0
5.	16.4	15.7	17.2	16.4	16.3	16.1	18.5	15.5	15.9	16.6	16.7	15.1	17.2	20.6	19.3	8.5
4. Neutral	11.8	10.6	11.6	8.6	15.5	11.6	10.8	12.6	11.5	11.3	13.1	11.1	11.7	11.6	14.4	14.1
3.	5.3	3.7	6.6	4.2	8.6	7.1	4.5	4.7	5.6	5.0	6.7	5.1	4.4	7.8	5.3	18.6
2.	2.4	1.8	3.0	2.0	1.1	2.3	3.1	2.5	1.7	2.4	3.0	1.8	3.0	0.8	5.7	-
1. Completely dissatisfied	1.5	1.5	1.4	1.2	2.6	0.2	1.6	2.2	1.1	1.1	2.2	1.1	2.1	0.9	2.4	-
<i>Item 1350 Subject F01, P02</i>	<i>N</i> 2497	1041	1229	1352	284	481	546	932	537	1838	315	1231	610	188	310	24

DESCRIPTIVE RESULTS: 2010

47

QUESTIONNAIRE FORM 1 2010	TOTAL	SEX		RACE		REGION				COLLEGE PLANS?		ILLICIT DRUG USE: LIFETIME				
		M	F	White	Black	NE	NC	S	W	Yes	No	None	Mari- juana Only	Few Pills	More Pills	Any Her- oin
<i>N (Weighted No. of Cases):</i>	2521	1043	1232	1352	289	483	551	947	540	1843	317	1234	610	191	311	24
<i>% of Weighted Total:</i>	100.0	41.4	48.9	53.6	11.5	19.2	21.8	37.6	21.4	73.1	12.6	48.9	24.2	7.6	12.3	0.9
A006J: The amount of time you have for doing things you want to do?																
7. Completely satisfied	17.7	21.2	14.0	18.3	16.0	15.7	15.7	20.3	17.2	16.7	19.9	16.8	19.7	16.2	15.8	28.4
6.	20.6	22.6	19.6	24.3	17.2	22.0	21.7	19.7	19.6	21.9	16.7	20.5	23.0	17.7	16.4	11.1
5.	21.1	20.1	21.7	21.1	21.4	22.8	23.3	19.4	20.3	20.9	21.4	21.4	21.5	23.2	20.1	15.9
4. Neutral	16.5	15.9	16.7	14.4	16.2	15.3	15.8	17.0	17.4	15.5	21.7	17.5	15.4	11.0	17.0	13.2
3.	11.9	10.4	14.2	11.9	12.1	13.7	13.0	9.4	13.7	12.7	11.9	13.0	8.8	20.2	11.6	10.2
2.	6.5	6.0	7.4	6.5	4.9	6.1	6.7	6.5	6.9	6.9	4.0	6.3	6.0	5.1	9.4	21.2
1. Completely dissatisfied	5.6	3.9	6.4	3.5	12.2	4.4	3.9	7.7	5.0	5.5	4.4	4.5	5.6	6.6	9.6	-
<i>Item 1360 Subject P02</i>	<i>N 2493</i>	<i>1038</i>	<i>1230</i>	<i>1350</i>	<i>287</i>	<i>476</i>	<i>548</i>	<i>933</i>	<i>536</i>	<i>1838</i>	<i>315</i>	<i>1228</i>	<i>608</i>	<i>189</i>	<i>310</i>	<i>24</i>
A006K: The way you spend your leisure time—recreation, relaxation, and so on?																
7. Completely satisfied	26.5	29.7	23.0	28.7	27.4	26.6	26.8	29.5	21.0	24.7	32.0	24.7	29.5	27.9	26.7	14.0
6.	22.9	24.7	22.2	25.7	17.1	22.8	22.7	23.1	22.9	23.9	21.3	24.1	23.9	17.1	18.2	35.5
5.	19.6	20.0	20.7	21.4	19.0	20.9	20.9	17.3	21.0	21.1	16.7	20.6	16.6	21.9	22.8	14.9
4. Neutral	16.0	13.6	17.1	12.5	16.8	14.0	15.4	14.7	20.4	15.0	18.2	15.1	17.7	17.0	14.9	11.0
3.	8.1	5.3	10.6	7.4	8.2	9.4	8.3	7.0	8.5	8.7	5.7	10.2	4.9	6.1	6.1	9.2
2.	3.9	4.2	3.4	2.5	4.7	2.8	3.4	4.6	4.2	3.7	3.1	2.8	4.3	4.6	7.4	15.3
1. Completely dissatisfied	3.0	2.4	3.0	1.8	6.7	3.5	2.5	3.7	1.9	2.8	3.1	2.5	2.9	5.4	4.0	-
<i>Item 1370 Subject C08, P02</i>	<i>N 2493</i>	<i>1039</i>	<i>1227</i>	<i>1352</i>	<i>286</i>	<i>478</i>	<i>547</i>	<i>931</i>	<i>536</i>	<i>1839</i>	<i>315</i>	<i>1232</i>	<i>608</i>	<i>189</i>	<i>310</i>	<i>24</i>
A006L: Your life as a whole these days?																
7. Completely satisfied	22.8	24.8	20.4	23.6	26.7	22.5	20.8	26.1	19.3	22.4	22.1	24.0	22.5	20.8	19.5	6.4
6.	28.4	29.4	29.0	32.5	18.9	30.7	30.1	25.5	29.8	30.5	21.2	29.2	29.3	32.2	20.5	45.2
5.	20.6	19.9	21.9	20.5	25.9	20.5	21.7	20.4	20.0	20.9	22.5	19.6	21.3	18.3	28.8	11.6
4. Neutral	17.2	16.3	17.0	14.5	16.5	15.2	18.3	16.0	20.1	16.2	19.5	17.1	16.9	18.6	15.8	14.0
3.	6.1	5.2	7.0	5.0	8.9	7.0	5.0	5.8	6.7	6.1	8.0	5.9	6.7	5.1	7.3	4.4
2.	2.7	1.9	2.9	2.1	1.5	2.7	2.1	3.2	2.3	2.1	3.2	2.2	1.7	3.2	4.6	14.1
1. Completely dissatisfied	2.2	2.5	1.6	1.8	1.7	1.4	1.9	2.9	1.8	1.9	3.6	1.9	1.6	1.8	3.5	4.1
<i>Item 1380 Subject P01</i>	<i>N 2485</i>	<i>1037</i>	<i>1225</i>	<i>1349</i>	<i>285</i>	<i>473</i>	<i>545</i>	<i>931</i>	<i>536</i>	<i>1831</i>	<i>315</i>	<i>1226</i>	<i>606</i>	<i>189</i>	<i>311</i>	<i>24</i>
A006M: The way our national government is operating?																
7. Completely satisfied	2.7	3.2	1.5	1.1	5.9	2.1	2.0	4.1	1.6	1.7	3.9	2.4	3.6	0.8	2.4	2.9
6.	4.2	5.1	3.0	3.5	6.0	5.7	4.0	4.3	2.9	3.9	2.9	4.9	4.2	2.2	2.2	4.5
5.	11.6	12.0	10.9	12.1	12.3	8.3	12.9	11.8	12.8	12.0	9.7	11.3	15.2	8.8	8.6	6.9
4. Neutral	33.2	29.2	36.3	28.5	43.4	35.9	33.6	35.1	27.3	33.6	32.1	36.2	34.6	24.6	26.8	13.5
3.	17.3	16.0	19.5	19.4	13.7	20.5	17.4	16.0	16.9	17.4	17.9	17.1	15.4	24.6	15.1	18.5
2.	13.3	12.6	14.3	15.7	6.8	13.3	14.0	11.2	16.5	14.5	9.4	11.8	12.1	20.0	17.7	32.3
1. Completely dissatisfied	17.6	21.9	14.5	19.7	11.9	14.2	16.1	17.7	22.0	16.9	24.1	16.3	14.8	19.0	27.2	21.4
<i>Item 1390 Subject H02, K02</i>	<i>N 2493</i>	<i>1041</i>	<i>1230</i>	<i>1352</i>	<i>286</i>	<i>479</i>	<i>547</i>	<i>933</i>	<i>535</i>	<i>1840</i>	<i>315</i>	<i>1230</i>	<i>609</i>	<i>189</i>	<i>308</i>	<i>24</i>
A006N: The amount of fun you are having?																
7. Completely satisfied	23.2	23.9	21.6	24.1	21.1	21.9	23.2	24.6	22.1	21.6	29.3	22.1	26.4	22.6	22.9	9.9
6.	26.4	26.2	28.3	29.7	22.5	28.0	27.2	24.8	27.0	28.0	19.9	28.1	25.9	21.7	25.6	15.8
5.	20.7	21.6	20.5	21.6	21.1	20.8	22.4	20.3	19.4	22.0	18.8	20.7	19.2	24.0	21.4	29.7
4. Neutral	15.6	16.2	14.7	14.3	16.9	13.9	16.9	14.9	16.9	15.1	17.2	14.8	16.9	17.3	14.4	21.1
3.	6.9	5.8	8.2	6.0	6.1	7.2	5.3	6.4	9.2	7.3	7.2	8.1	5.3	7.7	4.4	12.3
2.	3.3	2.9	3.4	2.3	4.8	5.0	2.1	3.6	2.7	2.9	3.2	3.4	2.3	4.6	3.3	11.2
1. Completely dissatisfied	3.9	3.3	3.4	2.1	7.5	3.3	3.0	5.3	2.7	3.1	4.4	2.8	3.9	2.0	7.9	-
<i>Item 1400 Subject P02, Q01</i>	<i>N 2500</i>	<i>1042</i>	<i>1232</i>	<i>1352</i>	<i>287</i>	<i>481</i>	<i>548</i>	<i>934</i>	<i>537</i>	<i>1842</i>	<i>315</i>	<i>1232</i>	<i>610</i>	<i>189</i>	<i>310</i>	<i>24</i>
A007: How important is each of the following to you in your life?																
A007A: Being successful in my line of work																
1. Not important	1.4	1.8	0.7	0.6	3.1	1.3	1.8	1.7	0.4	0.8	1.9	1.0	2.1	0.8	1.5	7.5
2. Somewhat important	5.6	6.4	4.4	6.5	5.2	8.6	5.5	4.1	5.6	4.8	8.0	5.0	6.1	8.2	4.1	9.9
3. Quite important	25.3	28.5	22.7	29.7	12.6	27.2	24.8	22.4	29.4	25.7	29.4	25.7	20.3	29.8	32.5	34.0
4. Extremely important	67.7	63.3	72.2	63.2	79.1	63.0	67.9	71.8	64.6	68.8	60.6	68.3	71.5	61.2	61.9	48.7
<i>Item 1410 Subject C06, Q07</i>	<i>N 2477</i>	<i>1033</i>	<i>1221</i>	<i>1348</i>	<i>285</i>	<i>475</i>	<i>542</i>	<i>931</i>	<i>529</i>	<i>1825</i>	<i>315</i>	<i>1225</i>	<i>603</i>	<i>188</i>	<i>306</i>	<i>24</i>

QUESTIONNAIRE FORM 1 2010	TOTAL	SEX		RACE		REGION				COLLEGE PLANS?		ILLCIT DRUG USE: LIFETIME				
		M	F	White	Black	NE	NC	S	W	Yes	No	None	Mari- juana Only	Few Pills	More Pills	Any Her- oin
<i>N (Weighted No. of Cases):</i>	2521	1043	1232	1352	289	483	551	947	540	1843	317	1234	610	191	311	24
<i>% of Weighted Total:</i>	100.0	41.4	48.9	53.6	11.5	19.2	21.8	37.6	21.4	73.1	12.6	48.9	24.2	7.6	12.3	0.9
A007B: Having a good marriage and family life																
1. Not important	3.0	4.5	1.5	2.3	4.9	3.3	2.4	2.8	3.6	2.4	3.5	2.3	2.1	4.3	7.1	6.3
2. Somewhat important	6.0	7.5	3.9	5.1	5.6	6.0	5.3	6.5	5.7	5.3	7.0	4.4	5.9	5.8	9.5	20.5
3. Quite important	16.1	17.2	15.1	15.3	17.1	17.8	16.6	15.8	14.6	14.9	23.3	16.3	13.2	21.4	18.4	10.2
4. Extremely important	74.9	70.9	79.5	77.4	72.5	73.0	75.7	74.8	76.1	77.4	66.3	77.0	78.8	68.5	65.0	63.0
<i>Item 1420 Subject D03, Q07</i>	<i>N</i> 2474	1029	1221	1345	285	469	545	931	529	1824	314	1222	601	188	307	24
A007C: Having lots of money																
1. Not important	5.8	6.2	5.6	7.3	3.2	4.5	6.9	6.1	5.5	5.9	5.9	6.8	4.0	4.7	6.4	6.7
2. Somewhat important	29.1	29.3	30.6	35.6	18.8	25.8	34.6	25.7	32.3	30.4	31.7	31.7	22.2	42.4	25.1	35.0
3. Quite important	36.6	33.2	41.3	37.0	36.2	38.3	31.9	37.6	37.9	38.5	34.1	39.1	35.1	28.3	37.6	40.5
4. Extremely important	28.5	31.3	22.5	20.1	41.8	31.4	26.6	30.6	24.3	25.3	28.4	22.3	38.7	24.6	30.9	17.8
<i>Item 1430 Subject F01, Q07</i>	<i>N</i> 2476	1035	1219	1347	284	473	546	929	529	1824	314	1225	602	187	306	24
A007D: Having plenty of time for recreation and hobbies																
1. Not important	2.0	2.1	1.5	0.9	2.6	2.2	2.3	2.5	0.7	1.5	1.9	1.6	2.9	0.9	1.1	-
2. Somewhat important	20.3	16.3	22.8	19.3	21.6	17.4	22.0	20.9	20.0	19.2	23.3	21.9	16.8	24.7	18.0	19.2
3. Quite important	45.9	44.3	50.5	49.8	42.0	43.9	44.0	46.8	48.0	49.0	40.7	49.0	45.7	41.2	42.0	49.0
4. Extremely important	31.8	37.3	25.3	30.0	33.7	36.5	31.7	29.8	31.3	30.3	34.1	27.5	34.6	33.3	38.9	31.9
<i>Item 1440 Subject C08, Q07</i>	<i>N</i> 2476	1033	1222	1346	284	474	542	931	529	1825	313	1225	600	188	306	24
A007E: Having strong friendships																
1. Not important	1.7	2.2	0.8	0.9	2.5	1.9	2.0	1.9	1.0	1.1	2.0	1.8	1.6	0.4	1.2	6.3
2. Somewhat important	7.2	6.3	6.6	4.2	9.6	6.8	4.2	8.7	7.9	5.7	10.4	7.5	8.0	4.6	4.1	4.7
3. Quite important	26.5	27.4	26.1	25.4	30.4	24.2	27.1	28.6	24.4	26.2	32.3	26.7	23.7	30.7	29.1	31.3
4. Extremely important	64.5	64.0	66.5	69.5	57.6	67.1	66.6	60.8	66.7	67.1	55.3	64.0	66.6	64.3	65.6	57.7
<i>Item 1450 Subject M04, Q07</i>	<i>N</i> 2479	1034	1223	1348	285	474	545	932	528	1826	315	1226	602	188	306	24
A007F: Being able to find steady work																
1. Not important	1.3	1.4	0.7	0.6	1.4	1.7	1.0	1.3	1.0	0.9	0.9	1.1	1.9	0.3	1.7	-
2. Somewhat important	3.6	3.8	2.7	3.2	4.7	4.3	4.7	3.1	2.9	2.7	6.0	3.0	3.1	3.8	4.4	11.2
3. Quite important	22.3	27.6	19.0	25.4	14.1	22.9	20.4	21.3	25.6	21.5	29.1	24.8	15.5	22.8	25.3	24.7
4. Extremely important	72.8	67.1	77.7	70.8	79.8	71.1	73.9	74.3	70.5	75.0	64.0	71.2	79.5	73.2	68.5	64.1
<i>Item 1460 Subject C04, Q07</i>	<i>N</i> 2476	1032	1222	1346	285	472	544	930	529	1824	314	1223	603	189	306	24
A007G: Making a contribution to society																
1. Not important	5.0	6.5	3.2	5.0	3.1	6.9	4.9	4.5	4.2	4.3	4.6	3.2	5.5	6.2	10.1	9.8
2. Somewhat important	27.9	30.6	25.4	28.2	25.7	27.9	29.9	27.3	27.1	25.8	36.8	25.8	26.0	34.6	33.5	43.8
3. Quite important	37.9	34.5	41.9	38.2	35.9	34.8	35.6	39.2	40.7	39.3	37.9	40.4	39.2	31.2	31.6	21.4
4. Extremely important	29.2	28.4	29.5	28.6	35.4	30.5	29.6	28.9	28.1	30.6	20.7	30.5	29.3	28.1	24.7	25.0
<i>Item 1470 Subject O01, Q07</i>	<i>N</i> 2474	1033	1220	1348	285	473	541	931	529	1825	315	1226	602	187	305	24
A007H: Being a leader in my community																
1. Not important	17.2	18.8	15.8	18.3	11.3	20.5	17.2	14.7	18.8	15.9	22.4	14.7	15.7	24.3	27.0	27.2
2. Somewhat important	35.4	34.5	37.0	39.3	25.3	33.5	36.9	34.5	37.2	36.2	37.1	35.5	32.7	41.2	38.0	52.7
3. Quite important	28.7	28.0	29.7	28.5	33.9	30.8	26.2	29.4	28.2	29.5	24.1	28.9	34.7	22.4	22.0	14.6
4. Extremely important	18.7	18.7	17.5	13.9	29.6	15.2	19.8	21.4	15.8	18.4	16.3	20.9	16.9	12.2	12.9	5.5
<i>Item 1480 Subject M05, Q07</i>	<i>N</i> 2470	1032	1219	1345	284	472	541	930	527	1821	314	1222	602	188	303	24
A007I: Being able to give my children better opportunities than I've had																
1. Not important	2.4	2.9	1.6	2.1	2.2	4.6	3.1	1.3	1.7	2.0	1.8	1.6	2.5	2.2	4.4	6.3
2. Somewhat important	6.4	7.2	5.7	8.2	3.6	4.7	7.5	7.0	5.7	6.5	6.4	6.7	4.1	8.2	8.7	18.5
3. Quite important	21.1	23.7	19.3	25.8	14.5	24.3	23.2	18.3	21.1	21.2	22.9	21.9	17.6	27.2	22.8	19.8
4. Extremely important	70.1	66.2	73.5	63.9	79.7	66.4	66.2	73.4	71.5	70.3	68.9	69.8	75.8	62.5	64.1	55.4
<i>Item 1490 Subject Q07</i>	<i>N</i> 2461	1027	1216	1339	284	471	539	928	523	1813	315	1216	600	185	306	24

DESCRIPTIVE RESULTS: 2010

49

QUESTIONNAIRE FORM 1 2010	TOTAL	SEX		RACE		REGION				COLLEGE PLANS?		ILLICIT DRUG USE: LIFETIME				
		M	F	White	Black	NE	NC	S	W	Yes	No	None	Mari- juana Only	Few Pills	More Pills	Any Her- oin
<i>N (Weighted No. of Cases):</i>	2521	1043	1232	1352	289	483	551	947	540	1843	317	1234	610	191	311	24
<i>% of Weighted Total:</i>	100.0	41.4	48.9	53.6	11.5	19.2	21.8	37.6	21.4	73.1	12.6	48.9	24.2	7.6	12.3	0.9
A007J: Living close to parents and relatives																
1. Not important	14.6	16.5	12.8	14.9	18.4	15.2	14.3	14.9	13.8	14.0	15.7	11.9	14.4	19.2	26.4	14.4
2. Somewhat important	36.8	39.2	34.8	38.6	35.4	36.2	41.0	36.3	34.1	37.1	35.2	36.6	37.3	40.7	33.2	42.5
3. Quite important	30.2	27.3	33.7	29.0	28.8	30.7	29.6	30.3	30.3	31.6	26.0	32.4	30.4	28.8	23.7	22.9
4. Extremely important	18.4	16.9	18.7	17.4	17.4	18.0	15.2	18.6	21.8	17.2	23.0	19.1	17.9	11.4	16.7	20.2
<i>Item 1500 Subject M03, Q07</i>	<i>N 2472</i>	<i>1031</i>	<i>1218</i>	<i>1346</i>	<i>284</i>	<i>473</i>	<i>542</i>	<i>929</i>	<i>528</i>	<i>1821</i>	<i>314</i>	<i>1222</i>	<i>601</i>	<i>188</i>	<i>303</i>	<i>24</i>
A007K: Getting away from this area of the country																
1. Not important	42.5	41.6	45.2	45.0	36.7	39.1	41.8	42.0	47.3	43.5	43.8	46.2	44.8	32.2	36.4	19.4
2. Somewhat important	26.0	28.0	24.3	27.2	23.1	27.2	26.6	23.8	28.0	26.6	26.1	26.3	22.6	30.1	28.3	29.5
3. Quite important	15.0	13.7	14.6	12.4	15.0	17.2	14.8	16.1	11.1	14.5	13.1	12.9	16.4	14.8	18.5	13.9
4. Extremely important	16.5	16.7	16.0	15.3	25.2	16.5	16.7	18.1	13.6	15.4	17.0	14.5	16.3	22.8	16.7	37.2
<i>Item 1510 Subject Q07</i>	<i>N 2476</i>	<i>1034</i>	<i>1221</i>	<i>1349</i>	<i>285</i>	<i>475</i>	<i>543</i>	<i>931</i>	<i>528</i>	<i>1824</i>	<i>315</i>	<i>1226</i>	<i>602</i>	<i>188</i>	<i>306</i>	<i>24</i>
A007L: Working to correct social and economic inequalities																
1. Not important	16.6	19.4	15.0	20.0	12.3	17.9	18.6	14.4	17.3	15.8	22.5	16.3	14.0	20.8	21.8	17.4
2. Somewhat important	41.7	40.3	43.3	43.5	34.1	41.4	43.6	40.2	42.8	43.0	44.0	41.7	42.6	43.2	40.1	49.0
3. Quite important	27.0	26.0	27.6	25.4	31.4	26.2	22.4	29.9	27.0	27.2	18.3	27.3	28.5	25.7	23.4	16.2
4. Extremely important	14.7	14.4	14.1	11.1	22.2	14.4	15.4	15.4	12.9	14.0	15.3	14.7	14.9	10.3	14.6	17.5
<i>Item 1520 Subject N02, O01, Q07</i>	<i>N 2468</i>	<i>1031</i>	<i>1219</i>	<i>1346</i>	<i>283</i>	<i>474</i>	<i>537</i>	<i>929</i>	<i>528</i>	<i>1824</i>	<i>314</i>	<i>1221</i>	<i>600</i>	<i>188</i>	<i>306</i>	<i>24</i>
A007M: Discovering new ways to experience things																
1. Not important	6.2	6.4	6.0	5.8	4.2	7.0	6.5	6.2	5.1	5.8	7.0	7.1	4.5	3.9	6.2	11.2
2. Somewhat important	27.1	27.1	26.7	29.2	26.5	25.9	29.6	28.1	23.7	26.9	27.1	27.4	28.2	25.0	26.2	29.0
3. Quite important	37.5	37.7	38.3	39.7	34.7	38.4	38.3	34.2	41.5	39.0	37.1	38.3	36.5	43.3	35.0	43.2
4. Extremely important	29.3	28.8	29.0	25.3	34.6	28.7	25.6	31.5	29.7	28.3	28.8	27.2	30.8	27.8	32.6	16.6
<i>Item 1530 Subject Q07</i>	<i>N 2471</i>	<i>1032</i>	<i>1218</i>	<i>1347</i>	<i>284</i>	<i>472</i>	<i>542</i>	<i>931</i>	<i>527</i>	<i>1822</i>	<i>313</i>	<i>1222</i>	<i>602</i>	<i>188</i>	<i>306</i>	<i>24</i>
A007N: Finding purpose and meaning in my life																
1. Not important	3.5	4.7	1.8	3.0	3.5	4.6	2.3	4.4	2.1	2.9	3.9	3.7	2.1	4.1	5.1	9.4
2. Somewhat important	7.8	10.5	5.8	7.9	6.7	9.3	9.9	5.7	8.2	7.1	11.2	7.8	8.5	5.6	7.6	7.1
3. Quite important	23.6	26.7	20.7	28.1	13.3	23.0	21.6	24.0	25.3	22.9	27.5	24.4	21.6	23.6	25.7	24.4
4. Extremely important	65.1	58.1	71.7	61.0	76.5	63.1	66.1	65.9	64.5	67.1	57.3	64.1	67.8	66.7	61.6	59.0
<i>Item 1540 Subject Q07</i>	<i>N 2472</i>	<i>1034</i>	<i>1219</i>	<i>1348</i>	<i>285</i>	<i>470</i>	<i>542</i>	<i>931</i>	<i>529</i>	<i>1823</i>	<i>315</i>	<i>1225</i>	<i>602</i>	<i>188</i>	<i>306</i>	<i>24</i>
A008: Generally speaking, would you say that most people can be trusted or that you can't be too careful in dealing with people?																
3. Most people can be trusted	18.6	24.5	14.1	20.7	14.1	17.0	20.2	17.2	20.8	20.4	10.2	20.8	17.5	15.6	15.8	1.5
2. Don't know, undecided	27.5	28.5	26.1	28.7	28.0	28.9	28.1	26.2	28.0	26.3	33.3	30.0	26.4	29.1	19.0	15.7
1. Can't be too careful	53.9	47.0	59.7	50.6	57.9	54.1	51.7	56.6	51.2	53.4	56.5	49.2	56.1	55.3	65.3	82.9
<i>Item 1550 Subject Q05</i>	<i>N 2383</i>	<i>983</i>	<i>1194</i>	<i>1307</i>	<i>269</i>	<i>455</i>	<i>528</i>	<i>890</i>	<i>510</i>	<i>1769</i>	<i>302</i>	<i>1186</i>	<i>576</i>	<i>186</i>	<i>297</i>	<i>20</i>
A009: Would you say that most of the time people try to be helpful or that they are mostly just looking out for themselves?																
3. Try to be helpful	23.2	24.1	22.8	23.2	21.5	21.1	24.6	23.0	23.8	24.3	19.0	25.8	20.4	25.3	19.0	5.5
2. Don't know, undecided	31.4	31.5	31.1	32.3	38.7	31.3	29.4	35.0	27.3	31.0	35.5	32.1	31.4	27.5	29.2	37.5
1. Just looking out for themselves	45.4	44.4	46.1	44.4	39.9	47.6	46.0	42.0	48.9	44.7	45.5	42.0	48.2	47.3	51.8	57.0
<i>Item 1560 Subject Q05</i>	<i>N 2463</i>	<i>1030</i>	<i>1214</i>	<i>1342</i>	<i>283</i>	<i>472</i>	<i>539</i>	<i>924</i>	<i>527</i>	<i>1814</i>	<i>313</i>	<i>1220</i>	<i>598</i>	<i>190</i>	<i>305</i>	<i>24</i>
A010: Do you think most people would try to take advantage of you if they got a chance or would they try to be fair?																
3. Would try to be fair	21.0	23.8	18.7	23.5	18.8	18.4	24.3	20.8	20.4	22.1	15.8	23.5	18.7	18.8	14.9	9.3
2. Don't know, undecided	33.7	34.9	32.5	35.3	26.0	38.3	33.0	32.7	32.1	34.0	32.2	35.3	34.1	34.6	30.7	21.8
1. Would try to take advantage of you	45.3	41.3	48.9	41.2	55.1	43.3	42.7	46.5	47.5	43.9	52.0	41.2	47.2	46.6	54.4	69.0
<i>Item 1570 Subject Q05</i>	<i>N 2455</i>	<i>1027</i>	<i>1209</i>	<i>1337</i>	<i>282</i>	<i>470</i>	<i>538</i>	<i>920</i>	<i>527</i>	<i>1808</i>	<i>312</i>	<i>1215</i>	<i>596</i>	<i>190</i>	<i>304</i>	<i>24</i>

QUESTIONNAIRE FORM 1 2010	TOTAL	SEX		RACE		REGION				COLLEGE PLANS?		ILLICIT DRUG USE: LIFETIME					
		M	F	White	Black	NE	NC	S	W	Yes	No	None	Mari- juana Only	Few Pills	More Pills	Any Her- oin	
<i>N (Weighted No. of Cases):</i>	2521	1043	1232	1352	289	483	551	947	540	1843	317	1234	610	191	311	24	
<i>% of Weighted Total:</i>	100.0	41.4	48.9	53.6	11.5	19.2	21.8	37.6	21.4	73.1	12.6	48.9	24.2	7.6	12.3	0.9	
A011: These next questions ask your opinions about a number of different topics. How much do you agree or disagree with each statement below?																	
A011A: I feel that you can't be a good citizen unless you always obey the law																	
1. Disagree	19.5	21.9	16.8	17.6	25.1	19.4	18.9	19.0	21.0	17.7	22.4	13.4	20.7	27.5	34.8	37.7	
2. Mostly disagree	19.9	20.2	19.3	21.4	19.6	21.5	17.7	19.4	21.6	20.2	17.9	16.7	23.6	26.4	23.3	31.0	
3. Neither	25.8	24.2	27.4	25.3	21.6	28.1	28.0	26.0	21.2	25.2	31.1	28.1	26.8	20.1	18.9	16.8	
4. Mostly agree	27.3	27.3	28.9	31.2	21.8	23.3	29.6	26.8	29.6	29.9	20.8	32.8	21.6	22.5	20.4	11.7	
5. Agree	7.5	6.4	7.6	4.4	11.9	7.8	5.9	8.8	6.7	7.0	7.7	9.0	7.3	3.5	2.7	2.8	
<i>Item 1580 Subject H03</i>	<i>N</i>	<i>2462</i>	<i>1030</i>	<i>1216</i>	<i>1344</i>	<i>284</i>	<i>471</i>	<i>539</i>	<i>924</i>	<i>528</i>	<i>1816</i>	<i>313</i>	<i>1223</i>	<i>596</i>	<i>190</i>	<i>305</i>	<i>24</i>
A011B: I feel good citizens should go along with whatever the government does even if they disagree with it																	
1. Disagree	41.3	42.3	40.1	41.1	41.8	44.3	39.5	39.8	43.2	41.3	37.8	35.7	44.3	54.4	50.5	64.6	
2. Mostly disagree	25.5	25.7	27.2	27.8	19.9	25.1	27.0	24.5	26.1	27.7	22.3	27.2	24.2	23.2	26.3	17.4	
3. Neither	21.1	21.0	20.9	19.5	24.6	17.6	23.0	22.5	19.7	19.9	23.0	24.0	19.1	13.5	17.6	12.8	
4. Mostly agree	8.8	7.4	10.0	9.3	9.8	8.9	8.8	8.8	8.7	8.9	11.3	10.1	8.7	7.1	4.3	5.2	
5. Agree	3.3	3.6	1.9	2.2	4.0	4.1	1.7	4.3	2.2	2.2	5.6	2.9	3.7	1.8	1.2	-	
<i>Item 1590 Subject H03</i>	<i>N</i>	<i>2461</i>	<i>1029</i>	<i>1218</i>	<i>1345</i>	<i>283</i>	<i>471</i>	<i>539</i>	<i>924</i>	<i>527</i>	<i>1818</i>	<i>313</i>	<i>1223</i>	<i>596</i>	<i>190</i>	<i>305</i>	<i>24</i>
A011C: I feel good citizens try to change the government policies they disagree with																	
1. Disagree	4.7	4.6	4.1	3.4	6.3	4.5	3.8	5.8	3.8	4.2	5.8	4.3	4.1	5.0	5.4	4.1	
2. Mostly disagree	7.5	7.4	7.7	8.2	7.7	10.0	9.6	6.4	5.3	7.4	8.7	6.5	8.4	9.7	8.6	16.2	
3. Neither	31.0	27.0	33.1	30.5	31.0	28.2	32.6	34.1	26.3	30.4	28.1	31.7	33.2	28.5	26.4	21.1	
4. Mostly agree	32.6	33.7	32.9	33.5	30.8	33.2	31.1	30.6	37.1	32.7	35.3	34.4	30.7	32.9	29.2	36.8	
5. Agree	24.2	27.4	22.2	24.5	24.3	24.1	22.9	23.1	27.4	25.2	22.0	23.1	23.6	24.0	30.5	21.8	
<i>Item 1600 Subject H03</i>	<i>N</i>	<i>2449</i>	<i>1021</i>	<i>1216</i>	<i>1338</i>	<i>280</i>	<i>471</i>	<i>533</i>	<i>918</i>	<i>526</i>	<i>1810</i>	<i>313</i>	<i>1219</i>	<i>592</i>	<i>190</i>	<i>304</i>	<i>24</i>
A011D: The way people vote has a major impact on how things are run in this country																	
1. Disagree	6.4	7.4	4.8	6.9	4.3	8.2	6.8	6.1	4.7	6.0	6.3	5.3	5.8	5.9	12.0	15.6	
2. Mostly disagree	8.9	10.3	8.0	9.9	6.5	11.0	7.4	7.6	10.9	8.5	11.3	7.7	7.8	10.4	13.3	24.3	
3. Neither	18.7	19.0	17.3	19.8	11.8	21.6	21.6	17.3	15.4	16.9	24.1	19.4	18.8	19.3	14.9	10.0	
4. Mostly agree	32.2	32.0	33.9	35.0	30.9	28.1	37.1	31.6	32.2	34.6	27.5	32.8	33.5	32.1	30.7	31.5	
5. Agree	33.8	31.3	36.0	28.4	46.4	31.1	27.1	37.5	36.8	34.0	30.8	34.7	34.2	32.3	29.1	18.6	
<i>Item 1610 Subject H05, I02</i>	<i>N</i>	<i>2453</i>	<i>1024</i>	<i>1217</i>	<i>1341</i>	<i>284</i>	<i>471</i>	<i>536</i>	<i>921</i>	<i>525</i>	<i>1815</i>	<i>312</i>	<i>1220</i>	<i>596</i>	<i>188</i>	<i>305</i>	<i>24</i>
A011E: People who get together in citizen action groups to influence government policies can have a real effect																	
1. Disagree	4.9	6.7	2.8	4.7	4.5	5.3	5.5	5.1	3.4	3.6	9.1	4.3	4.1	6.3	7.1	13.2	
2. Mostly disagree	9.5	11.2	9.1	11.6	5.7	9.8	10.4	8.8	9.7	9.9	8.2	8.8	8.6	15.3	10.5	35.9	
3. Neither	35.2	35.0	34.6	37.3	31.1	32.7	40.6	34.2	33.9	34.6	39.3	34.7	37.3	32.8	34.4	27.1	
4. Mostly agree	33.6	32.0	35.3	34.3	35.7	35.4	32.4	34.2	32.3	35.3	26.0	36.2	34.6	28.4	29.6	19.4	
5. Agree	16.7	15.1	18.2	12.2	23.0	16.7	11.1	17.7	20.7	16.6	17.4	16.0	15.5	17.2	18.3	4.5	
<i>Item 1620 Subject H03, I02</i>	<i>N</i>	<i>2452</i>	<i>1027</i>	<i>1214</i>	<i>1341</i>	<i>282</i>	<i>469</i>	<i>538</i>	<i>918</i>	<i>527</i>	<i>1815</i>	<i>313</i>	<i>1221</i>	<i>594</i>	<i>190</i>	<i>305</i>	<i>24</i>
A011F: Despite its many faults, our system of doing things is still the best in the world																	
1. Disagree	12.2	13.8	11.0	12.1	11.0	12.8	12.2	12.4	11.3	12.3	13.4	10.5	12.2	11.2	19.9	22.5	
2. Mostly disagree	15.8	15.5	17.2	17.3	14.1	17.7	17.1	12.5	18.7	15.5	18.8	14.4	15.8	24.6	15.4	35.4	
3. Neither	35.0	31.5	36.8	34.4	34.9	32.6	36.6	35.1	35.4	34.5	31.7	36.4	36.1	30.3	30.7	25.4	
4. Mostly agree	23.8	23.2	24.9	24.8	21.1	25.2	23.7	24.1	21.9	25.0	21.5	25.9	22.5	20.8	21.1	16.7	
5. Agree	13.2	16.0	10.1	11.4	18.9	11.7	10.4	15.8	12.6	12.7	14.6	12.8	13.5	13.1	13.0	-	
<i>Item 1630 Subject H04</i>	<i>N</i>	<i>2443</i>	<i>1025</i>	<i>1209</i>	<i>1339</i>	<i>282</i>	<i>464</i>	<i>536</i>	<i>917</i>	<i>526</i>	<i>1810</i>	<i>313</i>	<i>1220</i>	<i>592</i>	<i>187</i>	<i>302</i>	<i>24</i>

DESCRIPTIVE RESULTS: 2010

51

QUESTIONNAIRE FORM 1 2010	TOTAL	SEX		RACE		REGION				COLLEGE PLANS?		ILLICIT DRUG USE: LIFETIME				
		M	F	White	Black	NE	NC	S	W	Yes	No	None	Mari- juana Only	Few Pills	More Pills	Any Her- oin
<i>N (Weighted No. of Cases):</i>	2521	1043	1232	1352	289	483	551	947	540	1843	317	1234	610	191	311	24
<i>% of Weighted Total:</i>	100.0	41.4	48.9	53.6	11.5	19.2	21.8	37.6	21.4	73.1	12.6	48.9	24.2	7.6	12.3	0.9
A011G: America needs growth to survive, and that is going to require some increase in pollution																
1. Disagree	31.0	29.2	33.4	32.7	24.5	32.8	27.8	29.8	34.5	33.0	26.9	29.9	29.1	35.9	38.2	29.0
2. Mostly disagree	21.2	23.0	21.0	23.6	19.0	21.8	23.7	19.8	20.4	22.7	18.5	22.1	21.3	23.2	17.3	10.7
3. Neither	30.2	27.6	30.8	29.0	30.9	29.9	29.8	32.2	27.4	29.0	28.5	31.3	29.9	28.7	26.8	42.8
4. Mostly agree	11.4	13.6	9.2	9.9	14.1	10.5	12.3	10.6	12.6	10.4	14.6	11.1	13.6	6.1	10.2	10.3
5. Agree	6.3	6.7	5.6	4.7	11.5	5.0	6.4	7.7	5.0	4.8	11.4	5.6	6.1	6.1	7.5	7.1
<i>Item 1640 Subject F04</i>	<i>N</i> 2444	1026	1210	1338	283	463	538	916	527	1812	312	1220	592	190	303	24
A011H: If we just leave things to God, they will turn out for the best																
1. Disagree	24.0	29.1	20.8	27.3	8.8	34.0	25.1	15.1	29.4	24.9	24.0	17.7	25.6	41.1	35.6	39.9
2. Mostly disagree	10.3	10.3	10.8	11.1	8.3	12.2	11.9	6.9	12.9	11.0	7.0	10.8	9.7	9.3	10.8	24.4
3. Neither	25.4	25.1	25.2	26.1	17.2	28.4	28.8	22.3	24.6	24.9	25.7	26.1	28.2	17.6	21.7	28.3
4. Mostly agree	16.8	15.4	17.2	16.1	19.8	12.3	17.0	18.4	17.7	16.1	18.3	19.1	13.6	17.5	15.3	-
5. Agree	23.5	20.1	25.9	19.4	45.9	13.1	17.2	37.2	15.4	23.1	25.0	26.2	22.9	14.5	16.6	7.4
<i>Item 1650 Subject I02</i>	<i>N</i> 2438	1023	1204	1335	279	465	539	913	520	1808	308	1217	587	190	300	24
A011I: Going to school has been an enjoyable experience for me																
1. Disagree	6.5	7.0	5.2	6.3	4.6	6.9	8.5	6.4	4.5	5.0	10.3	4.6	5.2	6.4	12.6	30.8
2. Mostly disagree	7.1	7.7	6.4	6.9	8.7	6.9	7.4	7.2	6.6	6.3	10.9	5.6	7.1	9.7	10.0	12.3
3. Neither	20.4	20.9	18.7	19.4	23.9	22.0	19.5	22.6	16.1	18.2	26.0	18.8	21.1	21.3	25.7	13.4
4. Mostly agree	39.7	39.2	42.6	42.8	30.3	38.9	39.3	39.6	41.2	42.7	32.5	42.8	41.2	41.9	30.5	33.6
5. Agree	26.3	25.2	27.1	24.6	32.5	25.4	25.3	24.3	31.7	27.7	20.2	28.2	25.4	20.6	21.1	9.9
<i>Item 1660 Subject B01</i>	<i>N</i> 2451	1027	1212	1341	282	466	537	920	528	1812	313	1220	594	190	305	24
A011J: Doing well in school is important for getting a good job																
1. Disagree	1.5	2.0	0.5	1.0	1.6	1.1	2.1	1.7	0.6	0.8	2.1	1.2	1.3	1.2	2.9	-
2. Mostly disagree	3.0	3.8	1.9	3.3	1.7	3.6	3.7	2.0	3.5	2.4	5.3	2.4	2.9	3.8	4.5	7.1
3. Neither	10.6	13.2	7.6	10.5	7.7	13.9	10.7	11.2	6.4	8.2	16.5	9.5	10.8	9.1	13.2	16.7
4. Mostly agree	25.0	29.3	21.2	25.2	23.7	21.3	24.9	26.3	26.2	24.6	29.1	25.1	25.9	26.2	25.1	24.2
5. Agree	60.0	51.7	68.8	59.9	65.4	60.1	58.6	58.8	63.3	64.0	46.9	61.8	59.2	59.7	54.3	52.1
<i>Item 1670 Subject B01</i>	<i>N</i> 2441	1023	1212	1338	281	462	537	914	528	1811	313	1221	592	190	303	24
A012: The next questions ask for your opinions on the effects of using certain drugs and other substances. How much do you think people risk harming themselves (physically or in other ways), if they . . .																
A012A: Smoke one or more packs of cigarettes per day																
1. No risk	5.4	5.1	3.9	3.4	9.6	5.5	4.1	6.4	5.0	3.8	7.0	4.7	6.8	2.5	5.3	3.7
2. Slight risk	3.6	4.3	2.4	3.6	2.7	2.7	5.1	3.9	2.5	2.6	8.1	2.5	4.7	5.0	5.6	11.8
3. Moderate risk	16.6	20.7	12.9	19.0	12.4	14.7	18.9	16.0	16.9	14.9	22.9	13.5	15.8	19.9	23.8	59.8
4. Great risk	71.4	66.3	79.0	72.8	67.5	73.1	69.3	70.9	73.1	76.5	58.9	75.5	71.6	71.1	64.2	24.6
5. Can't say, drug unfamiliar	2.9	3.7	1.8	1.1	7.8	4.1	2.5	2.8	2.4	2.3	3.1	3.9	1.1	1.6	1.1	-
<i>Item 12360 Subject A14a</i>	<i>N</i> 2463	1025	1222	1344	285	472	543	922	526	1819	315	1218	603	187	306	24
A012B: Try marijuana once or twice																
1. No risk	39.6	45.4	32.6	40.4	33.1	47.9	41.0	35.1	38.4	36.3	45.2	19.4	61.5	54.5	68.4	66.3
2. Slight risk	28.2	27.4	30.5	29.0	28.0	26.5	28.9	29.4	26.9	31.4	21.4	32.1	25.7	23.3	20.3	26.7
3. Moderate risk	12.9	11.8	14.7	14.5	14.0	11.4	12.6	13.7	13.3	13.9	11.6	19.1	6.6	11.4	3.8	7.0
4. Great risk	15.2	11.6	18.6	13.3	19.6	9.6	12.9	18.2	17.5	15.3	14.8	23.1	5.6	8.5	6.3	-
5. Can't say, drug unfamiliar	4.1	3.8	3.6	2.8	5.4	4.6	4.6	3.6	3.9	3.1	7.0	6.3	0.7	2.3	1.3	-
<i>Item 12370 Subject A14a</i>	<i>N</i> 2462	1026	1221	1343	284	470	543	922	527	1820	315	1219	602	187	306	24
A012C: Smoke marijuana occasionally																
1. No risk	22.2	26.4	15.8	22.7	20.5	23.6	21.8	21.4	22.7	18.3	31.0	8.7	30.6	35.4	49.2	49.0
2. Slight risk	25.5	27.3	24.6	26.4	19.0	31.0	25.6	23.4	24.0	26.1	23.6	16.6	42.1	29.9	27.2	34.1
3. Moderate risk	26.0	23.1	30.2	28.0	27.4	23.8	27.5	26.4	25.7	28.7	19.4	33.7	18.1	20.0	15.4	14.6
4. Great risk	22.4	19.3	26.0	20.1	27.4	16.6	20.6	25.6	23.9	23.8	19.9	34.9	9.0	12.4	7.2	2.3
5. Can't say, drug unfamiliar	4.0	3.9	3.4	2.8	5.7	5.0	4.5	3.2	3.8	3.1	6.2	6.0	0.2	2.3	1.0	-
<i>Item 12380 Subject A14a</i>	<i>N</i> 2459	1027	1221	1344	285	469	542	921	527	1819	315	1217	601	187	306	24

QUESTIONNAIRE FORM 1 2010	TOTAL	SEX		RACE		REGION				COLLEGE PLANS?		ILLICIT DRUG USE: LIFETIME				
		M	F	White	Black	NE	NC	S	W	Yes	No	None	Mari- juana Only	Few Pills	More Pills	Any Her- oin
<i>N (Weighted No. of Cases):</i>	2521	1043	1232	1352	289	483	551	947	540	1843	317	1234	610	191	311	24
<i>% of Weighted Total:</i>	100.0	41.4	48.9	53.6	11.5	19.2	21.8	37.6	21.4	73.1	12.6	48.9	24.2	7.6	12.3	0.9
A012D: Smoke marijuana regularly																
1. No risk	13.4	16.0	8.6	12.2	15.8	12.6	13.6	13.8	13.4	9.7	22.9	6.6	16.4	14.0	32.4	21.8
2. Slight risk	13.6	16.0	11.0	14.5	10.7	17.9	12.4	12.9	12.0	12.9	13.3	4.4	23.0	27.3	22.9	36.5
3. Moderate risk	21.2	23.4	20.1	22.0	15.1	24.7	21.1	19.0	21.8	22.4	18.5	16.1	30.1	24.5	21.3	32.4
4. Great risk	48.0	40.8	57.0	48.6	52.8	39.5	48.8	51.0	49.4	52.0	39.0	67.1	30.3	32.4	22.0	9.3
5. Can't say, drug unfamiliar	3.8	3.8	3.3	2.7	5.5	5.3	4.1	3.2	3.3	3.0	6.3	5.8	0.3	1.8	1.4	-
<i>Item 12390 Subject A14a</i>	<i>N</i> 2456	1026	1217	1340	284	471	541	917	527	1815	315	1215	602	187	305	24
A012E: Try cocaine in powder form once or twice																
1. No risk	8.4	9.0	5.5	6.8	10.7	7.5	8.7	8.9	8.0	6.2	10.9	5.6	10.7	7.4	12.9	12.0
2. Slight risk	15.1	13.3	16.2	16.5	8.2	17.8	16.4	13.1	14.9	15.3	13.9	12.9	15.2	17.9	22.5	44.6
3. Moderate risk	22.5	24.5	23.0	27.2	16.6	24.2	26.9	19.4	22.0	24.1	23.5	22.0	22.4	24.8	25.7	36.6
4. Great risk	47.1	45.1	49.9	44.6	54.3	44.4	41.6	50.9	48.5	48.9	41.2	51.7	46.0	43.3	36.9	6.9
5. Can't say, drug unfamiliar	6.9	8.0	5.3	4.9	10.2	6.1	6.5	7.7	6.5	5.6	10.6	7.8	5.6	6.6	2.0	-
<i>Item 12501 Subject A14a</i>	<i>N</i> 2459	1026	1220	1342	285	471	544	917	527	1819	315	1218	601	187	306	24
A012F: Take cocaine powder occasionally																
1. No risk	5.9	5.9	3.9	3.9	9.7	6.0	5.1	7.1	4.5	3.9	8.9	4.8	7.9	3.8	5.0	3.4
2. Slight risk	4.3	4.9	2.9	4.2	3.2	4.9	3.8	4.2	4.7	3.4	5.2	2.2	5.2	4.3	11.3	11.7
3. Moderate risk	20.6	19.6	21.7	24.3	10.9	22.5	24.9	17.5	19.9	21.3	20.7	18.2	19.2	24.1	29.5	57.2
4. Great risk	62.5	61.7	66.2	62.7	66.1	61.1	60.4	63.5	64.3	65.9	54.9	67.1	62.3	60.7	52.6	27.8
5. Can't say, drug unfamiliar	6.7	7.9	5.3	4.9	10.1	5.5	5.9	7.7	6.6	5.5	10.3	7.7	5.4	7.0	1.7	-
<i>Item 12502 Subject A14a</i>	<i>N</i> 2457	1026	1221	1342	285	471	543	917	527	1819	314	1218	602	187	305	24
A012G: Take cocaine powder regularly																
1. No risk	5.6	5.5	3.7	3.6	9.2	5.3	5.1	6.7	4.5	3.6	8.6	4.7	7.5	2.6	4.6	3.4
2. Slight risk	1.2	1.6	0.5	0.9	1.6	1.6	0.9	1.3	1.0	0.6	3.0	1.1	1.3	1.1	1.6	-
3. Moderate risk	3.8	5.2	2.3	3.6	3.7	3.4	4.2	2.8	5.6	3.1	5.7	2.2	3.8	1.9	9.9	27.9
4. Great risk	82.8	79.9	88.4	87.1	76.0	83.8	84.3	81.4	82.7	87.3	72.1	84.6	82.2	87.4	81.9	68.7
5. Can't say, drug unfamiliar	6.6	7.8	5.1	4.7	9.5	5.8	5.5	7.7	6.3	5.4	10.6	7.4	5.2	7.0	2.0	-
<i>Item 12503 Subject A14a</i>	<i>N</i> 2455	1026	1221	1344	282	472	542	914	527	1818	313	1219	602	186	306	24
A012H: Try "crack" cocaine once or twice																
1. No risk	7.0	6.8	5.1	4.9	10.3	6.6	6.4	8.1	6.0	5.2	9.1	6.0	9.3	3.1	5.9	7.3
2. Slight risk	12.1	9.9	13.8	13.7	7.7	13.5	14.0	10.5	11.6	12.0	11.9	11.4	11.9	12.5	14.5	29.4
3. Moderate risk	18.7	18.0	20.1	22.0	10.5	18.9	22.0	16.1	19.8	19.7	18.1	18.8	17.6	25.1	18.7	27.5
4. Great risk	54.1	56.1	54.2	53.1	61.6	54.1	51.1	56.5	53.2	56.1	49.5	54.4	55.0	52.7	57.0	35.8
5. Can't say, drug unfamiliar	8.1	9.2	6.9	6.3	9.9	6.9	6.5	8.8	9.4	7.1	11.4	9.3	6.2	6.6	3.9	-
<i>Item 12504 Subject A14a</i>	<i>N</i> 2450	1023	1219	1339	284	467	541	916	526	1815	315	1213	600	187	305	24
A012I: Take "crack" cocaine occasionally																
1. No risk	5.7	5.8	3.7	3.6	10.0	5.9	4.9	7.1	4.1	3.9	8.4	5.0	7.6	2.3	4.3	3.4
2. Slight risk	2.2	2.0	2.0	2.2	1.9	3.6	1.8	1.1	3.3	1.8	3.4	1.7	2.6	2.5	2.4	9.1
3. Moderate risk	15.3	12.4	17.8	17.8	8.0	16.0	19.2	13.2	14.5	16.1	12.3	15.2	13.3	16.3	16.9	42.5
4. Great risk	68.8	70.7	69.7	70.1	70.2	67.7	67.9	69.8	68.9	71.3	64.1	68.9	70.4	71.8	72.5	45.0
5. Can't say, drug unfamiliar	7.9	9.1	6.7	6.3	9.8	6.8	6.2	8.8	9.3	6.9	11.8	9.1	6.0	7.0	3.9	-
<i>Item 12505 Subject A14a</i>	<i>N</i> 2456	1026	1219	1341	285	469	542	917	527	1820	312	1219	602	186	303	24
A012J: Take "crack" cocaine regularly																
1. No risk	5.6	5.8	3.7	3.3	11.2	5.3	4.8	7.1	4.3	3.9	8.3	4.8	6.9	2.3	5.4	3.4
2. Slight risk	0.7	0.8	0.4	0.6	0.9	1.5	1.0	0.4	0.1	0.4	1.2	0.8	0.3	1.1	0.8	-
3. Moderate risk	2.4	2.7	1.8	1.9	3.8	3.0	2.4	1.8	2.7	1.9	4.6	1.4	3.6	2.0	3.1	13.8
4. Great risk	83.4	81.6	87.5	88.0	74.6	83.7	85.8	81.7	83.8	87.0	74.0	84.0	83.4	87.7	86.9	79.9
5. Can't say, drug unfamiliar	7.9	9.0	6.6	6.1	9.6	6.6	6.1	9.0	9.1	6.8	11.8	9.1	5.8	7.0	3.9	2.9
<i>Item 12506 Subject A14a</i>	<i>N</i> 2448	1025	1214	1336	284	469	543	909	527	1813	314	1216	594	187	306	24
A012K: Try one or two drinks of an alcoholic beverage (beer, wine, liquor)																
1. No risk	47.7	52.4	43.2	52.1	31.7	54.8	51.9	44.3	42.7	47.0	46.6	34.6	61.1	57.9	67.4	79.4
2. Slight risk	32.2	29.2	36.4	32.2	36.6	28.9	29.6	34.4	34.3	33.7	32.0	39.1	26.3	31.2	22.4	13.1
3. Moderate risk	8.4	6.8	9.9	6.9	14.7	7.1	6.6	9.6	9.6	9.0	7.2	10.4	6.0	6.5	5.5	4.7
4. Great risk	9.0	8.4	8.9	7.3	11.9	6.0	9.0	9.1	11.5	8.5	9.1	12.1	6.1	3.7	3.7	2.8
5. Can't say, drug unfamiliar	2.6	3.2	1.7	1.5	5.1	3.3	2.9	2.7	1.8	1.9	5.1	3.8	0.4	0.7	1.0	-
<i>Item 12510 Subject A14a</i>	<i>N</i> 2460	1024	1222	1341	285	472	545	916	526	1819	314	1216	604	188	306	24

53

QUESTIONNAIRE FORM 1 2010	TOTAL	SEX		RACE		REGION				COLLEGE PLANS?		ILLICIT DRUG USE: LIFETIME				
		M	F	White	Black	NE	NC	S	W	Yes	No	None	Mari- juana Only	Few Pills	More Pills	Any Her- oin
<i>N (Weighted No. of Cases):</i> <i>% of Weighted Total:</i>	2521 100.0	1043 41.4	1232 48.9	1352 53.6	289 11.5	483 19.2	551 21.8	947 37.6	540 21.4	1843 73.1	317 12.6	1234 48.9	610 24.2	191 7.6	311 12.3	24 0.9
A012L: Take one or two drinks nearly every day																
1. No risk	14.4	19.5	8.0	13.2	17.5	13.8	14.4	16.1	12.1	11.3	20.2	9.8	17.8	14.4	24.0	24.3
2. Slight risk	27.8	30.9	25.8	31.8	19.2	27.7	29.7	29.2	23.6	28.0	30.6	23.0	32.2	34.7	34.8	39.0
3. Moderate risk	33.4	30.3	37.9	34.6	31.2	35.7	34.5	31.9	32.9	35.8	29.3	33.7	35.5	35.8	30.2	27.6
4. Great risk	21.7	16.4	26.4	18.9	26.8	19.7	18.6	20.2	29.3	23.1	15.3	29.8	14.3	13.8	9.9	6.2
5. Can't say, drug unfamiliar	2.6	3.0	1.9	1.4	5.2	3.2	2.8	2.6	2.1	1.8	4.7	3.7	0.3	1.2	1.1	2.9
<i>Item 12520 Subject A14a</i>	<i>N 2460</i>	<i>1028</i>	<i>1221</i>	<i>1344</i>	<i>285</i>	<i>471</i>	<i>544</i>	<i>918</i>	<i>526</i>	<i>1820</i>	<i>315</i>	<i>1218</i>	<i>603</i>	<i>188</i>	<i>305</i>	<i>24</i>
A012M: Take four or five drinks nearly every day																
1. No risk	7.4	8.6	4.3	5.1	12.2	7.1	6.4	8.6	6.4	4.9	11.9	6.3	9.9	2.2	8.5	6.3
2. Slight risk	7.0	9.4	4.9	7.8	6.2	5.0	7.6	7.6	7.4	6.4	10.4	3.5	9.4	10.4	12.6	12.2
3. Moderate risk	23.5	28.6	20.0	27.3	15.3	23.5	27.2	23.6	19.3	23.2	26.1	20.0	27.5	27.9	27.8	41.9
4. Great risk	59.6	50.5	68.7	58.5	60.8	61.6	56.1	57.6	64.7	63.5	46.8	66.5	52.8	58.7	49.9	39.6
5. Can't say, drug unfamiliar	2.6	2.9	2.0	1.2	5.6	2.7	2.8	2.6	2.3	1.9	4.7	3.8	0.4	0.7	1.1	-
<i>Item 12530 Subject A14a</i>	<i>N 2453</i>	<i>1024</i>	<i>1220</i>	<i>1340</i>	<i>283</i>	<i>472</i>	<i>541</i>	<i>913</i>	<i>527</i>	<i>1816</i>	<i>315</i>	<i>1214</i>	<i>601</i>	<i>188</i>	<i>306</i>	<i>24</i>
A012N: Have five or more drinks once or twice each weekend																
1. No risk	10.1	12.1	6.2	9.3	11.1	10.1	10.1	11.5	7.8	7.6	13.7	6.7	14.2	10.7	16.9	8.0
2. Slight risk	14.9	19.4	11.5	17.2	11.3	15.1	16.9	12.4	16.8	14.5	20.9	7.4	21.0	20.4	27.0	25.9
3. Moderate risk	24.6	25.2	24.6	25.6	22.4	28.0	23.1	22.5	26.8	24.9	22.4	23.0	26.3	27.4	24.8	44.8
4. Great risk	47.7	40.1	55.9	46.5	49.2	43.8	47.2	50.8	46.6	51.2	38.2	59.3	38.0	39.9	30.0	18.3
5. Can't say, drug unfamiliar	2.7	3.2	1.8	1.4	6.0	2.9	2.6	2.9	2.0	1.9	4.7	3.6	0.5	1.6	1.3	2.9
<i>Item 12540 Subject A14a</i>	<i>N 2455</i>	<i>1023</i>	<i>1220</i>	<i>1340</i>	<i>284</i>	<i>469</i>	<i>544</i>	<i>915</i>	<i>527</i>	<i>1816</i>	<i>314</i>	<i>1216</i>	<i>601</i>	<i>188</i>	<i>306</i>	<i>24</i>
A012O: Try heroin once or twice without using a needle																
1. No risk	6.7	6.2	4.6	4.6	11.5	6.0	6.0	8.0	5.6	4.4	9.8	5.2	8.5	3.5	7.3	17.1
2. Slight risk	5.0	3.6	6.3	5.9	1.9	6.8	6.1	3.3	5.3	5.5	2.7	4.6	4.7	4.9	7.2	18.5
3. Moderate risk	15.0	14.4	16.9	18.4	7.8	15.7	18.4	11.2	17.4	16.2	14.3	14.4	15.3	20.2	15.8	28.3
4. Great risk	63.8	64.8	64.2	63.5	66.3	62.7	60.6	67.4	61.9	65.5	60.6	64.9	64.2	62.5	65.5	31.5
5. Can't say, drug unfamiliar	9.5	11.0	7.9	7.6	12.4	8.8	8.8	10.1	9.8	8.4	12.7	10.9	7.4	8.9	4.2	4.5
<i>Item 29600 Subject A14a</i>	<i>N 2456</i>	<i>1025</i>	<i>1220</i>	<i>1341</i>	<i>285</i>	<i>471</i>	<i>544</i>	<i>915</i>	<i>527</i>	<i>1818</i>	<i>314</i>	<i>1217</i>	<i>601</i>	<i>187</i>	<i>306</i>	<i>24</i>
A012P: Take heroin occasionally without using a needle																
1. No risk	5.9	5.9	3.9	3.6	10.4	5.4	5.0	7.3	4.7	3.7	9.4	5.1	7.8	1.9	4.7	3.4
2. Slight risk	1.4	0.7	1.3	1.2	0.8	2.9	0.8	1.3	0.8	0.9	1.7	1.1	1.8	1.6	1.6	9.1
3. Moderate risk	7.4	5.8	9.0	9.0	5.1	6.4	10.7	5.6	8.1	8.0	6.5	6.6	6.5	7.4	12.6	26.9
4. Great risk	76.2	77.0	78.3	78.8	71.2	77.2	75.4	75.7	76.8	79.3	70.4	76.7	76.8	80.0	77.1	56.1
5. Can't say, drug unfamiliar	9.1	10.6	7.5	7.3	12.5	8.1	8.1	10.1	9.5	8.1	12.0	10.5	7.1	9.2	4.0	4.5
<i>Item 29610 Subject A14a</i>	<i>N 2453</i>	<i>1023</i>	<i>1221</i>	<i>1340</i>	<i>285</i>	<i>470</i>	<i>542</i>	<i>914</i>	<i>527</i>	<i>1818</i>	<i>313</i>	<i>1217</i>	<i>602</i>	<i>186</i>	<i>306</i>	<i>24</i>
A013: How difficult do you think it would be for you to get each of the following types of drugs, if you wanted some?																
A013A: Marijuana																
1. Probably impossible	7.0	4.8	8.2	4.9	9.3	5.8	5.2	8.0	8.1	5.8	8.6	11.7	1.1	2.0	1.6	-
2. Very difficult	3.4	3.4	3.5	3.4	4.1	3.6	3.6	2.9	4.0	3.6	1.5	5.9	1.0	1.8	0.2	2.9
3. Fairly difficult	7.4	7.0	7.5	7.7	4.8	6.5	7.6	7.7	7.7	7.5	7.3	11.0	2.5	1.8	4.8	8.0
4. Fairly easy	23.2	23.9	24.8	25.5	20.1	20.1	24.6	24.4	22.5	25.6	22.5	30.4	17.2	22.5	11.8	2.6
5. Very easy	59.0	60.8	56.0	58.5	61.7	64.0	58.9	57.2	57.7	57.5	60.1	41.0	78.2	71.9	81.6	86.5
<i>Item 6750 Subject A03a</i>	<i>N 2451</i>	<i>1026</i>	<i>1211</i>	<i>1338</i>	<i>284</i>	<i>468</i>	<i>538</i>	<i>922</i>	<i>524</i>	<i>1811</i>	<i>315</i>	<i>1213</i>	<i>601</i>	<i>188</i>	<i>306</i>	<i>24</i>
A013B: "Crack" cocaine																
1. Probably impossible	15.7	15.2	15.3	12.2	21.2	13.5	14.5	17.3	16.3	14.2	17.4	19.5	12.7	8.2	10.1	-
2. Very difficult	20.4	23.8	18.0	23.8	17.8	23.1	21.7	19.9	17.3	21.0	20.3	20.3	23.2	20.1	17.7	15.1
3. Fairly difficult	31.1	32.1	32.6	34.7	22.7	34.9	31.8	29.2	30.5	33.0	31.1	31.3	33.8	37.0	27.0	24.3
4. Fairly easy	20.9	17.5	23.6	19.8	22.3	17.7	20.2	20.6	24.9	21.3	20.2	19.8	18.9	24.5	24.5	23.5
5. Very easy	11.9	11.4	10.5	9.5	16.0	10.8	11.8	13.0	10.9	10.4	11.0	9.1	11.4	10.2	20.6	37.2
<i>Item 6811 Subject A03a</i>	<i>N 2447</i>	<i>1025</i>	<i>1211</i>	<i>1337</i>	<i>282</i>	<i>466</i>	<i>537</i>	<i>920</i>	<i>524</i>	<i>1810</i>	<i>315</i>	<i>1212</i>	<i>599</i>	<i>187</i>	<i>305</i>	<i>24</i>

QUESTIONNAIRE FORM 1 2010	TOTAL	SEX		RACE		REGION				COLLEGE PLANS?		ILLICIT DRUG USE: LIFETIME				
		M	F	White	Black	NE	NC	S	W	Yes	No	None	Mari- juana Only	Few Pills	More Pills	Any Her- oin
<i>N (Weighted No. of Cases):</i>	2521	1043	1232	1352	289	483	551	947	540	1843	317	1234	610	191	311	24
<i>% of Weighted Total:</i>	100.0	41.4	48.9	53.6	11.5	19.2	21.8	37.6	21.4	73.1	12.6	48.9	24.2	7.6	12.3	0.9
A013C: Cocaine powder																
1. Probably impossible	16.9	15.3	17.5	12.8	26.4	13.6	16.7	18.8	17.0	16.2	16.4	21.3	13.7	9.3	9.9	-
2. Very difficult	20.8	23.7	19.1	24.1	15.4	25.5	24.1	18.1	17.8	21.5	20.1	21.9	24.1	17.4	13.3	6.2
3. Fairly difficult	28.0	27.8	30.5	30.7	24.8	28.7	26.4	27.5	29.7	30.3	26.4	29.6	28.7	31.4	22.8	30.9
4. Fairly easy	20.4	18.5	21.2	21.1	15.6	18.5	20.7	19.1	23.9	19.9	21.5	17.6	20.1	28.4	24.8	25.1
5. Very easy	14.0	14.8	11.8	11.2	17.7	13.8	12.1	16.5	11.6	12.2	15.7	9.6	13.4	13.5	29.3	37.8
<i>Item 6812 Subject A03a</i>	<i>N</i> 2444	1023	1210	1336	282	465	536	919	524	1810	315	1211	598	187	305	24
The following questions are about CIGARETTE SMOKING.																
B001: Have you ever smoked cigarettes?																
1. Never—GO TO Q.B006	57.9	56.3	62.4	57.0	69.4	60.9	57.1	54.0	63.0	62.7	45.9	82.6	34.2	37.3	25.7	4.8
2. Once or twice	17.0	17.9	16.2	15.2	18.7	16.4	15.5	18.3	16.8	16.6	19.9	10.7	29.5	23.0	15.9	15.6
3. Occasionally but not regularly	11.7	12.8	9.7	12.2	6.3	11.5	12.5	11.6	11.2	10.9	11.9	4.1	18.1	24.2	19.4	15.1
4. Regularly in the past	4.6	4.3	4.3	5.9	2.2	4.6	4.0	5.1	4.1	3.9	4.8	1.2	7.2	5.3	10.7	11.5
5. Regularly now	8.8	8.7	7.4	9.7	3.4	6.6	10.9	11.0	4.8	5.9	17.5	1.5	11.0	10.2	28.3	52.9
<i>Item 760 Subject A01a</i>	<i>N</i> 2440	1021	1206	1333	276	460	538	913	528	1805	307	1206	599	184	303	24
B002: How frequently have you smoked cigarettes during the past 30 days?																
1. Not at all	51.6	48.7	58.1	48.3	66.1	51.1	46.6	51.0	59.1	56.7	41.8	68.2	55.8	51.0	33.0	20.6
2. Less than one cigarette per day	21.9	24.2	18.7	22.2	17.0	26.3	21.8	18.8	24.6	22.2	20.1	16.7	21.5	30.9	23.5	9.1
3. One to five cigarettes per day	15.1	16.0	12.4	15.6	11.2	12.6	16.2	17.4	11.1	13.2	15.6	7.6	15.6	12.7	23.3	9.8
4. About one-half pack per day	7.0	6.7	7.2	8.5	3.6	5.4	9.7	7.5	4.2	5.1	12.8	2.5	5.0	5.4	12.8	37.2
5. About one pack per day	3.1	2.9	3.6	4.8	1.2	2.9	3.9	4.0	0.1	2.4	7.8	3.0	1.4	-	6.4	10.7
6. About one and one-half packs per day	0.6	0.4	-	0.3	-	1.7	0.9	0.1	0.4	0.1	0.9	-	0.4	-	0.4	11.8
7. Two packs or more per day	0.8	1.0	-	0.3	0.9	0.1	0.9	1.2	0.4	0.4	1.0	2.1	0.4	-	0.6	0.8
<i>Item 780 Subject A01c</i>	<i>N†</i> 1025	446	451	571	84	181	231	418	195	671	165	209	393	116	224	22
B003: To be more precise, during the past 30 days about how many cigarettes have you smoked per day?																
01. None	50.2	47.7	56.3	47.3	59.7	51.2	46.0	48.4	58.1	56.3	37.1	65.9	54.3	50.4	32.7	26.6
02. Less than 1 per day	16.1	18.3	13.5	16.3	15.5	18.8	18.0	13.7	16.6	15.6	14.7	12.6	18.8	18.6	14.7	3.1
03. 1 to 2	8.4	8.3	8.4	8.5	10.0	7.8	6.8	9.0	9.8	8.1	13.2	7.3	6.6	13.0	9.5	4.3
04. 3 to 7	11.1	11.1	9.7	12.0	11.8	8.8	10.9	12.9	9.5	9.9	10.2	4.4	10.1	10.1	20.4	10.2
05. 8 to 12	5.5	5.8	3.7	5.4	0.6	6.5	8.5	5.2	1.4	4.3	5.9	3.4	5.0	4.1	7.1	16.6
06. 13 to 17	2.3	2.7	1.6	3.0	-	2.5	2.0	2.8	1.5	0.8	7.2	1.4	1.1	0.6	3.8	16.7
07. 18 to 22	2.1	2.4	2.3	3.1	0.8	1.0	4.2	2.3	0.1	2.6	1.6	1.7	0.9	-	4.9	10.7
08. 23 to 27	0.7	0.3	0.9	0.8	-	0.2	0.4	1.0	0.7	0.3	1.8	-	0.3	2.5	0.7	2.8
09. 28 to 32	0.5	0.8	-	0.5	-	-	-	1.3	-	0.4	0.4	-	1.3	-	-	-
10. 33 to 37	0.3	0.3	0.4	0.4	-	0.4	-	0.5	-	0.2	0.3	-	-	0.7	0.2	-
11. 38 or more	2.8	2.1	3.2	2.7	1.7	2.8	3.2	2.9	2.3	1.4	7.6	3.3	1.5	-	6.1	9.0
<i>Item 781 Subject A01d</i>	<i>N†</i> 1021	444	450	571	82	181	231	416	193	669	165	209	392	116	223	22
B004A: Have you ever tried to stop smoking and found that you could not?																
1. Yes	13.7	13.2	12.5	13.9	7.0	16.3	13.5	13.9	11.0	10.8	18.8	10.5	8.8	10.5	25.5	19.5
2. No	86.3	86.8	87.5	86.1	93.0	83.7	86.5	86.1	89.0	89.2	81.2	89.5	91.2	89.5	74.5	80.5
<i>Item 1690 Subject A01i</i>	<i>N†</i> 1002	439	445	566	80	177	228	405	191	661	163	204	388	116	218	22
B004B: How many times (if any) have you tried to stop smoking?																
1. None	66.3	66.2	67.3	63.3	68.9	62.7	70.8	63.7	69.6	68.8	56.9	76.7	70.9	68.2	49.2	60.7
2. Once	17.5	18.4	17.8	19.6	21.7	19.8	12.0	21.1	14.2	17.1	24.9	18.2	14.3	15.5	23.5	18.2
3. Twice	8.0	7.6	8.0	9.7	5.5	9.9	9.9	7.2	5.6	7.2	9.4	2.3	7.7	10.9	12.0	8.0
4. 3 to 5 times	6.4	5.6	5.5	5.6	2.8	5.1	5.7	6.2	8.9	5.6	7.6	1.4	5.5	3.4	13.5	9.6
5. 6 to 9 times	0.9	0.6	0.6	0.8	-	1.0	0.5	0.8	1.4	0.6	0.3	0.6	0.1	1.6	0.8	3.5
6. 10 or more times	1.0	1.6	0.7	1.0	1.2	1.5	1.1	1.1	0.3	0.8	0.9	0.7	1.5	0.4	1.1	-
<i>Item 1691 Subject A01i</i>	<i>N†</i> 991	434	436	561	81	171	226	406	188	650	163	204	380	114	215	22
B004C: Do you want to stop smoking now?																
1. Yes	13.3	12.4	11.6	12.8	9.0	12.9	13.4	15.2	9.6	11.1	16.4	6.7	12.3	16.6	17.4	13.6
2. No	24.6	26.7	21.3	25.8	18.9	19.6	28.8	24.9	23.2	21.4	30.9	16.0	20.1	21.4	38.1	60.5
8. Don't smoke now	62.1	60.8	67.1	61.3	72.1	67.5	57.7	59.9	67.2	67.5	52.8	77.3	67.7	62.0	44.5	25.9
<i>Item 1700 Subject A01i</i>	<i>N†</i> 1010	443	446	567	83	176	228	417	188	665	162	207	391	113	222	22

†=excludes respondents for whom question was inappropriate.

QUESTIONNAIRE FORM 1 2010	TOTAL	SEX		RACE		REGION				COLLEGE PLANS?		ILLICIT DRUG USE: LIFETIME					
		M	F	White	Black	NE	NC	S	W	Yes	No	None	Mari- juana Only	Few Pills	More Pills	Any Her- oin	
<i>N (Weighted No. of Cases):</i>	2521	1043	1232	1352	289	483	551	947	540	1843	317	1234	610	191	311	24	
<i>% of Weighted Total:</i>	100.0	41.4	48.9	53.6	11.5	19.2	21.8	37.6	21.4	73.1	12.6	48.9	24.2	7.6	12.3	0.9	
B005: What brand of cigarettes do you usually smoke? (Brands are in alphabetical order. Mark only one)																	
01. Basic	0.8	0.2	1.6	1.2	-	-	1.0	1.1	0.4	0.9	0.5	2.7	-	1.0	-	-	
02. Benson & Hedges	0.1	-	0.2	-	-	-	0.4	-	-	0.1	-	-	0.2	-	-	-	
03. Black & Whites	1.0	1.2	0.8	0.6	1.6	-	0.3	1.2	2.4	0.9	2.5	2.4	0.5	0.9	1.1	-	
04. Cambridge	-	-	-	-	-	-	-	-	-	-	-	-	-	-	-	-	
05. Camel	13.1	13.4	12.5	16.1	2.9	7.0	18.8	12.8	11.8	14.0	9.2	6.2	13.3	16.0	17.9	13.6	
06. Capri	-	-	-	-	-	-	-	-	-	-	-	-	-	-	-	-	
07. Carlton	-	-	-	-	-	-	-	-	-	-	-	-	-	-	-	-	
08. Doral	-	-	-	-	-	-	-	-	-	-	-	-	-	-	-	-	
09. GPC	-	-	-	-	-	-	-	-	-	-	-	-	-	-	-	-	
10. Kent	-	-	-	-	-	-	-	-	-	-	-	-	-	-	-	-	
11. Kool	1.4	1.7	1.1	1.5	2.3	0.9	1.6	1.9	0.4	1.7	0.8	-	1.2	1.4	1.5	10.3	
12. Marlboro	31.4	30.7	33.9	37.4	12.4	30.7	33.4	33.4	25.3	31.5	40.5	29.8	27.1	30.3	40.2	45.3	
13. Merit	0.1	-	0.3	0.2	-	-	0.5	-	-	0.2	-	-	-	-	-	5.2	
14. Misty	-	-	-	-	-	-	-	-	-	-	-	-	-	-	-	-	
15. Monarch	-	-	-	-	-	-	-	-	-	-	-	-	-	-	-	-	
16. More	-	-	-	-	-	-	-	-	-	-	-	-	-	-	-	-	
17. Newport	15.4	14.1	11.9	10.4	38.8	22.8	11.3	19.6	5.4	9.7	18.0	11.8	18.2	10.2	13.9	12.4	
18. Pall Mall	0.6	0.7	0.3	0.5	-	-	1.8	0.3	-	0.6	0.8	-	0.7	1.5	0.5	-	
19. Parliament	0.7	0.7	0.1	0.5	0.6	1.1	0.3	0.8	0.9	0.5	0.4	0.5	0.2	-	1.8	-	
20. Salem	0.1	0.3	-	0.2	-	-	0.5	-	-	-	0.7	-	-	-	0.5	-	
21. Vantage	-	-	-	-	-	-	-	-	-	-	-	-	-	-	-	-	
22. Virginia Slims	0.2	0.4	-	0.3	-	-	-	0.4	-	-	1.1	0.9	-	-	-	-	
23. Winston	0.1	-	0.2	-	0.9	-	-	0.2	-	-	0.4	0.3	-	-	-	-	
24. Other	6.4	7.7	6.6	5.7	8.5	7.8	1.7	6.9	10.4	6.6	9.2	5.2	7.5	8.3	6.2	-	
25. No usual brand	28.5	28.9	30.6	25.3	31.9	29.8	28.4	21.3	43.0	33.4	16.0	40.1	31.0	30.3	16.4	13.1	
<i>Item 30065 Subject A011</i>	<i>N†</i>	853	383	369	493	65	140	205	345	163	570	140	171	332	104	187	21
B006: Do you think you will be smoking cigarettes five years from now?																	
1. I definitely will	1.4	1.0	1.3	1.3	0.8	2.4	1.7	1.2	0.5	0.8	3.0	0.6	1.1	0.6	4.6	15.9	
2. I probably will	8.5	9.5	6.5	7.9	4.9	7.3	8.4	9.2	8.5	5.5	18.6	2.9	11.3	10.2	22.3	26.6	
3. I probably will not	19.7	21.9	17.5	20.6	15.5	18.0	22.7	20.5	16.8	18.8	25.7	12.6	24.7	29.2	32.2	33.7	
4. I definitely will not	70.4	67.5	74.8	70.2	78.8	72.3	67.2	69.1	74.2	74.9	52.7	84.0	62.9	60.0	40.9	23.7	
<i>Item 1710 Subject A04a</i>	<i>N</i>	2465	1031	1223	1338	285	472	542	917	533	1831	310	1229	600	186	310	24
The different questionnaire forms used in this study tend to emphasize somewhat different topics. The next major section in this form deals with alcohol and various other drugs. There is a lot of talk these days about these subjects, but very little accurate information. Therefore, we still have a lot to learn about the actual experiences and attitudes of people your age.																	
We hope that you can answer all questions; but if you find one which you feel you cannot answer honestly, we would prefer that you leave it blank.																	
Remember that your answers will be strictly confidential. We never connect them with your name or your class.																	
The next questions are about ALCOHOLIC BEVERAGES, including beer, wine, liquor, and any other beverage that contains alcohol.																	
B007: On how many occasions (if any) have you had any alcoholic beverage to drink—more than just a few sips . . .																	

†=excludes respondents for whom question was inappropriate.

QUESTIONNAIRE FORM 1 2010	TOTAL	SEX		RACE		REGION				COLLEGE PLANS?		ILLICIT DRUG USE: LIFETIME				
		M	F	White	Black	NE	NC	S	W	Yes	No	None	Mari- juana Only	Few Pills	More Pills	Any Her- oin
<i>N (Weighted No. of Cases):</i>	2521	1043	1232	1352	289	483	551	947	540	1843	317	1234	610	191	311	24
<i>% of Weighted Total:</i>	100.0	41.4	48.9	53.6	11.5	19.2	21.8	37.6	21.4	73.1	12.6	48.9	24.2	7.6	12.3	0.9
B007A: . . . in your lifetime?																
1. 0 occasions	23.0	23.6	23.5	24.8	22.9	18.0	20.9	22.7	30.3	24.1	23.9	39.6	2.2	11.8	5.6	2.4
2. 1-2	11.7	11.2	11.7	8.3	18.7	9.1	13.6	12.7	10.1	11.7	10.3	16.5	8.9	5.8	2.8	-
3. 3-5	12.5	11.5	14.2	11.3	19.4	11.4	12.0	12.8	13.5	13.9	7.8	16.1	12.5	10.8	2.8	-
4. 6-9	10.2	9.4	11.2	10.3	9.8	14.2	9.2	9.0	9.7	10.6	9.7	8.9	12.7	11.5	9.1	4.8
5. 10-19	11.4	9.7	13.1	11.5	8.6	13.2	10.2	11.2	11.2	11.9	9.1	8.4	18.4	14.3	9.2	-
6. 20-39	10.2	10.5	10.0	10.8	7.4	9.8	12.7	9.8	8.7	9.3	14.4	3.9	15.6	19.7	18.7	22.0
7. 40 or more	21.1	24.1	16.3	23.2	13.3	24.4	21.4	21.8	16.5	18.6	24.7	6.6	29.8	26.1	51.7	70.8
<i>Item 810 Subject A01a</i>	<i>N</i> 2415	1017	1199	1330	274	469	524	901	520	1806	301	1203	591	185	307	23
B007B: . . . during the last 12 months?																
1. 0 occasions	31.5	32.4	31.6	31.8	32.3	23.6	29.9	32.1	39.0	32.5	34.0	50.8	7.8	21.6	8.8	5.8
2. 1-2	19.3	16.9	22.2	17.3	27.8	19.3	21.1	18.5	18.8	20.9	11.9	22.4	19.8	16.5	11.6	-
3. 3-5	14.9	12.9	17.1	13.9	17.8	17.9	13.5	14.9	13.5	14.9	17.2	13.6	20.5	13.2	11.5	-
4. 6-9	10.4	10.9	9.9	11.3	5.5	12.5	9.8	9.9	9.8	10.3	8.8	6.0	16.4	12.9	13.6	20.4
5. 10-19	9.0	8.6	8.4	8.6	8.6	8.6	8.5	9.8	8.6	8.6	7.0	2.7	14.4	15.8	16.4	29.7
6. 20-39	6.9	7.0	6.3	8.0	2.2	10.6	6.7	6.4	4.5	5.7	11.1	2.4	10.6	8.7	15.0	14.7
7. 40 or more	8.1	11.3	4.5	9.0	5.7	7.4	10.5	8.5	5.8	7.1	10.0	2.0	10.5	11.3	23.2	29.4
<i>Item 820 Subject A01b</i>	<i>N</i> 2404	1013	1190	1323	275	469	523	892	519	1796	299	1196	594	182	306	23
B007C: . . . during the last 30 days?																
1. 0 occasions	57.9	55.6	62.0	55.6	69.9	51.2	58.9	57.8	63.1	60.8	54.8	78.8	38.0	41.1	32.1	17.9
2. 1-2	19.6	18.2	20.7	20.2	13.4	23.4	16.7	19.3	19.6	19.3	17.7	13.6	27.8	28.8	19.3	17.5
3. 3-5	10.4	11.7	9.1	11.1	8.2	13.0	9.6	10.2	9.1	10.5	10.0	4.6	16.5	16.6	17.1	18.0
4. 6-9	5.0	5.4	4.3	6.0	2.9	6.7	4.4	5.5	3.3	4.1	6.4	1.1	9.7	5.6	9.3	26.8
5. 10-19	3.4	4.4	2.2	4.0	2.0	3.0	5.1	3.5	2.2	2.8	5.8	0.5	5.5	4.5	10.1	5.3
6. 20-39	1.7	1.8	1.2	1.3	3.1	1.0	2.1	2.3	0.9	1.4	2.0	0.8	1.3	2.1	5.5	1.3
7. 40 or more	1.9	2.8	0.5	1.7	0.5	1.7	3.2	1.5	1.7	1.2	3.4	0.6	1.2	1.4	6.5	13.2
<i>Item 830 Subject A01c</i>	<i>N</i> 2405	1015	1190	1325	272	467	522	894	522	1795	300	1196	590	184	306	23
IF YOU HAVE NOT HAD ANY BEER, WINE, LIQUOR, OR OTHER ALCOHOLIC BEVERAGE IN THE LAST TWELVE MONTHS, GO TO Q.B016.																
B008: When you used alcohol during the last year, how often did you use it in each of the following situations?																
B008A: When you were alone																
1. Not at all	79.7	75.5	84.8	82.0	79.1	82.6	79.6	78.8	78.4	80.7	77.8	86.4	84.4	78.6	62.7	42.2
2. A few of the times	13.7	17.2	10.3	12.7	12.8	11.2	14.3	13.1	16.9	13.7	12.0	6.9	11.5	18.7	26.5	41.2
3. Some of the times	4.1	4.3	2.9	3.0	5.3	5.1	3.2	5.1	1.9	3.2	6.5	3.8	2.8	2.3	5.6	14.5
4. Most of the times	1.5	1.8	1.5	1.7	1.3	0.8	1.4	1.7	2.2	1.6	1.7	1.5	0.9	-	4.0	-
5. Every time	1.0	1.2	0.4	0.6	1.5	0.3	1.4	1.3	0.6	0.7	2.0	1.4	0.4	0.4	1.2	2.2
<i>Item 1720 Subject A05a</i>	<i>N†</i> 1643	689	806	898	185	358	363	603	319	1204	201	581	541	149	278	22
B008B: With just 1 or 2 other people																
1. Not at all	28.4	26.1	31.8	27.3	28.0	30.3	27.9	24.0	35.1	30.8	18.1	38.3	26.0	25.5	16.3	8.5
2. A few of the times	40.7	39.4	40.5	41.0	39.7	40.4	40.8	42.2	38.1	40.4	42.2	36.8	45.4	39.2	41.8	34.4
3. Some of the times	16.0	16.4	15.7	17.1	11.4	17.6	16.0	16.3	13.6	14.8	23.2	9.4	17.3	22.9	21.4	40.6
4. Most of the times	9.0	12.0	6.9	9.6	11.9	6.0	8.4	10.5	10.4	8.4	10.9	8.1	6.7	8.1	15.5	14.3
5. Every time	5.9	6.0	5.1	5.0	9.0	5.7	7.0	7.0	2.9	5.6	5.7	7.4	4.7	4.2	5.0	2.2
<i>Item 1730 Subject A05b</i>	<i>N†</i> 1639	688	805	896	185	357	361	603	318	1202	199	579	540	149	277	22
B008C: At a party																
1. Not at all	17.4	14.9	19.3	15.6	28.3	14.2	17.2	21.7	13.1	17.8	15.3	28.5	12.8	13.4	5.9	-
2. A few of the times	15.7	15.2	17.7	15.2	17.9	13.7	14.5	14.8	20.9	17.5	11.6	22.4	13.2	13.2	11.1	6.7
3. Some of the times	12.1	12.0	13.1	11.7	12.9	10.6	11.3	12.3	14.6	12.7	12.1	10.7	12.5	16.1	12.4	18.5
4. Most of the times	32.8	33.3	31.7	36.0	25.3	38.7	31.4	31.7	30.0	32.7	31.0	23.6	37.4	37.6	42.5	41.1
5. Every time	22.0	24.6	18.3	21.5	15.6	22.9	25.7	19.5	21.4	19.3	30.1	14.9	24.0	19.7	28.1	33.6
<i>Item 1740 Subject A05c</i>	<i>N†</i> 1641	687	806	894	187	358	362	604	317	1202	200	581	540	150	277	22

†=excludes respondents for whom question was inappropriate.

DESCRIPTIVE RESULTS: 2010

57

QUESTIONNAIRE FORM 1 2010	TOTAL	SEX		RACE		REGION				COLLEGE PLANS?		ILLICIT DRUG USE: LIFETIME				
		M	F	White	Black	NE	NC	S	W	Yes	No	None	Mari- juana Only	Few Pills	More Pills	Any Her- oin
<i>N (Weighted No. of Cases):</i>	2521	1043	1232	1352	289	483	551	947	540	1843	317	1234	610	191	311	24
<i>% of Weighted Total:</i>	100.0	41.4	48.9	53.6	11.5	19.2	21.8	37.6	21.4	73.1	12.6	48.9	24.2	7.6	12.3	0.9
B008D: When your date or spouse was present																
1. Not at all	54.1	61.1	50.0	50.6	64.2	55.4	52.8	54.0	54.3	56.2	49.5	67.1	52.3	52.7	36.0	20.8
2. A few of the times	19.8	16.8	22.0	19.5	18.5	18.1	18.4	21.4	20.1	18.8	20.0	14.5	23.2	18.1	25.2	15.0
3. Some of the times	11.0	11.5	9.1	12.8	5.0	10.9	13.4	9.0	12.4	10.3	13.4	5.4	11.8	15.8	17.0	31.3
4. Most of the times	8.8	7.4	10.2	10.0	8.1	10.8	8.0	8.4	8.1	8.8	8.7	5.8	8.1	8.7	14.3	23.3
5. Every time	6.3	3.2	8.7	7.1	4.2	4.7	7.5	7.2	5.1	5.9	8.4	7.3	4.6	4.7	7.5	9.7
<i>Item 1750 Subject A05b</i>	<i>N†</i> 1629	684	801	889	186	355	359	599	316	1197	196	576	541	147	278	22
B008E: When people over age 30 were present																
1. Not at all	40.7	41.7	42.1	40.5	44.4	46.9	43.6	36.7	38.1	43.2	38.3	39.9	47.1	40.6	35.0	26.9
2. A few of the times	29.3	30.0	27.4	30.0	27.9	27.2	28.1	31.2	29.4	28.7	26.7	26.7	30.3	29.2	31.8	32.8
3. Some of the times	13.3	13.9	12.0	13.1	11.0	12.5	13.3	13.3	14.4	12.6	14.9	11.1	12.1	12.9	17.4	34.5
4. Most of the times	8.3	7.4	9.2	8.5	8.4	7.3	6.7	9.3	9.2	7.4	11.9	8.3	6.8	10.1	9.1	4.8
5. Every time	8.4	7.0	9.3	7.8	8.2	6.1	8.4	9.5	8.9	8.1	8.2	14.0	3.7	7.3	6.7	0.9
<i>Item 1760 Subject A05b</i>	<i>N†</i> 1636	686	806	896	184	355	361	603	318	1202	199	578	539	150	279	22
B008F: During the daytime (before 4:00 p.m.)																
1. Not at all	70.1	66.8	76.2	69.4	76.8	71.0	68.4	71.0	69.5	72.7	66.2	80.7	74.6	68.8	45.7	52.7
2. A few of the times	19.7	21.0	16.3	21.3	13.9	21.7	20.1	18.1	19.9	18.4	22.1	12.9	19.2	24.0	31.0	27.6
3. Some of the times	6.7	8.0	5.1	6.7	6.3	6.1	6.4	7.4	6.6	5.8	7.5	3.7	5.0	4.5	14.9	9.6
4. Most of the times	1.8	2.3	1.5	1.2	2.1	0.6	1.8	1.9	3.1	1.8	2.5	1.5	0.8	0.3	4.8	9.1
5. Every time	1.6	1.8	1.0	1.3	0.9	0.6	3.3	1.6	0.9	1.2	1.8	1.3	0.5	2.3	3.6	0.9
<i>Item 1770 Subject A05c</i>	<i>N†</i> 1624	683	802	892	184	352	358	593	320	1195	198	574	536	150	277	22
B008G: At your home (or apartment or dorm)																
1. Not at all	45.4	46.5	46.3	46.0	48.9	46.7	48.9	45.4	40.2	45.6	45.1	54.2	46.6	37.0	30.2	47.1
2. A few of the times	27.0	25.2	27.4	26.3	22.3	27.6	27.2	25.0	29.8	27.2	27.8	19.7	31.7	33.6	31.2	30.4
3. Some of the times	13.1	13.7	11.7	12.0	13.3	12.3	9.1	15.5	14.2	12.5	11.0	10.3	12.3	17.8	17.9	7.9
4. Most of the times	8.5	8.2	9.1	10.0	6.2	8.4	8.3	8.7	8.4	8.9	9.4	8.0	6.2	5.4	14.7	12.3
5. Every time	5.9	6.5	5.6	5.7	9.3	5.0	6.5	5.4	7.4	5.7	6.7	7.9	3.2	6.1	6.0	2.2
<i>Item 1780 Subject A05c</i>	<i>N†</i> 1634	685	805	896	184	350	363	602	318	1200	201	581	538	149	278	22
B008H: At school																
1. Not at all	92.1	91.1	94.9	94.6	88.6	94.1	93.2	92.2	88.2	93.3	89.4	97.4	92.8	92.8	81.1	80.4
2. A few of the times	5.2	5.2	3.8	3.5	7.6	4.1	3.5	5.5	8.0	4.6	5.6	1.2	5.0	5.8	14.0	4.5
3. Some of the times	1.2	1.6	0.9	1.0	2.9	1.1	1.6	1.0	1.5	1.1	2.5	0.4	0.7	1.4	2.2	11.3
4. Most of the times	0.6	0.9	0.4	0.4	0.3	0.3	0.4	0.2	2.0	0.8	0.3	0.2	1.2	-	0.5	3.0
5. Every time	0.8	1.2	-	0.5	0.7	0.5	1.2	1.1	0.2	0.4	2.2	0.9	0.4	-	2.1	0.9
<i>Item 1790 Subject A05c</i>	<i>N†</i> 1634	689	802	897	185	353	362	601	317	1199	201	579	541	149	278	22
B008I: In a car																
1. Not at all	75.0	75.4	76.6	75.4	75.1	75.8	72.1	75.1	77.3	77.9	64.2	88.9	69.8	73.2	60.3	49.1
2. A few of the times	16.3	15.3	17.3	17.6	11.1	16.9	17.2	14.7	17.7	14.8	23.7	7.4	21.8	16.7	23.7	19.1
3. Some of the times	5.4	6.2	3.9	5.0	8.9	6.0	6.1	6.0	3.0	5.1	5.9	1.9	4.9	7.8	10.1	22.2
4. Most of the times	2.0	1.3	2.0	1.1	4.4	0.9	2.2	2.8	1.5	1.7	3.4	0.9	1.9	1.7	4.4	7.5
5. Every time	1.2	1.7	0.1	0.9	0.5	0.4	2.4	1.4	0.5	0.5	2.8	0.8	1.5	0.7	1.5	2.2
<i>Item 1810 Subject A05c</i>	<i>N†</i> 1631	685	803	894	183	351	361	601	318	1198	199	577	539	150	278	22
B008J: At a park or beach																
1. Not at all	69.6	67.1	74.4	70.9	68.3	64.8	71.2	70.2	72.1	72.0	68.2	82.9	64.6	68.3	56.8	43.2
2. A few of the times	16.3	16.6	15.7	16.4	18.4	17.7	15.9	15.1	17.3	16.1	13.0	10.4	20.5	20.9	17.9	17.6
3. Some of the times	7.5	7.3	6.2	6.7	4.4	10.0	6.5	6.7	7.3	6.8	8.1	2.7	8.1	4.6	14.1	24.7
4. Most of the times	4.1	4.6	3.1	3.3	6.5	4.7	3.3	5.6	1.4	3.4	6.5	1.7	5.0	4.8	6.7	9.4
5. Every time	2.5	4.4	0.6	2.7	2.4	2.8	3.2	2.3	2.0	1.6	4.2	2.3	1.7	1.5	4.6	5.2
<i>Item 30910 Subject A05c</i>	<i>N†</i> 1633	686	803	895	184	353	361	601	318	1198	199	577	541	150	278	22
B008K: At a bar or restaurant																
1. Not at all	77.2	77.2	80.1	79.2	79.8	76.2	76.4	73.5	86.2	78.8	76.9	83.0	79.6	73.9	66.2	69.0
2. A few of the times	13.3	11.2	13.9	13.1	10.4	14.9	13.3	14.7	9.0	13.2	11.6	10.9	11.3	18.7	17.9	22.1
3. Some of the times	4.8	6.0	2.9	4.0	2.3	5.7	5.0	4.7	3.6	4.2	4.2	2.3	4.6	2.8	8.7	5.1
4. Most of the times	2.3	2.6	1.9	1.9	2.3	1.6	2.6	3.6	0.6	2.2	3.1	2.2	2.0	3.1	2.9	3.0
5. Every time	2.4	3.0	1.2	1.8	5.2	1.5	2.8	3.6	0.6	1.5	4.1	1.6	2.5	1.5	4.4	0.9
<i>Item 30920 Subject A05c</i>	<i>N†</i> 1633	686	803	894	185	353	360	602	318	1198	199	578	541	150	278	22

†=excludes respondents for whom question was inappropriate.

QUESTIONNAIRE FORM 1 2010	TOTAL	SEX		RACE		REGION				COLLEGE PLANS?		ILLICIT DRUG USE: LIFETIME					
		M	F	White	Black	NE	NC	S	W	Yes	No	None	Mari- juana Only	Few Pills	More Pills	Any Her- oin	
<i>N (Weighted No. of Cases):</i>	2521	1043	1232	1352	289	483	551	947	540	1843	317	1234	610	191	311	24	
<i>% of Weighted Total:</i>	100.0	41.4	48.9	53.6	11.5	19.2	21.8	37.6	21.4	73.1	12.6	48.9	24.2	7.6	12.3	0.9	
B009: What have been the most important reasons for your drinking alcoholic beverages? (Mark all that apply.)																	
A. To experiment—to see what it's like	49.0	49.0	50.1	45.2	58.1	43.5	47.9	50.4	53.5	50.6	45.8	58.9	47.7	45.6	38.5	24.9	
B. To relax or relieve tension	40.1	42.3	38.2	44.3	27.9	36.7	42.5	42.8	36.1	38.4	51.4	26.8	42.2	50.9	57.0	67.4	
C. To feel good or get high	31.2	33.3	26.2	32.6	22.3	30.4	33.1	30.4	31.7	28.1	39.7	12.6	34.7	40.9	54.9	64.5	
D. To seek deeper insights and understanding	5.5	7.2	3.5	4.5	7.1	4.2	4.8	6.3	6.0	5.4	6.2	2.3	5.5	6.2	11.2	17.3	
E. To have a good time with my friends	71.9	74.3	71.6	79.0	56.2	76.0	76.8	65.5	73.6	72.6	75.2	56.5	78.8	79.4	85.6	96.0	
F. To fit in with a group I like	5.0	5.4	4.9	5.2	4.3	5.0	6.8	3.9	5.0	5.5	4.3	5.4	4.5	5.6	4.8	10.0	
G. To get away from my problems or troubles	20.3	19.7	19.7	18.8	16.5	20.4	18.5	22.0	18.8	18.8	27.8	12.5	19.7	24.0	35.2	39.3	
H. Because of boredom, nothing else to do	19.3	18.9	18.5	18.2	17.6	18.5	18.2	20.0	20.2	19.0	18.7	12.3	17.6	22.7	33.1	51.6	
I. Because of anger or frustration	13.2	12.1	12.4	10.9	14.2	13.5	12.2	14.0	12.8	12.0	15.1	8.3	10.5	17.2	24.0	44.1	
J. To get through the day	3.3	4.1	2.2	2.1	5.5	2.6	3.1	3.8	3.5	2.8	6.1	0.5	2.5	2.5	10.4	11.3	
K. To increase the effects of some other drug(s)	5.5	6.3	3.5	4.8	3.8	5.7	5.4	5.1	6.2	4.6	5.5	0.1	2.5	2.9	19.8	44.0	
L. To decrease (offset) the effects of some other drug(s)	0.9	1.0	0.4	0.9	-	0.3	0.5	1.3	1.2	0.6	1.1	0.1	0.6	-	2.8	11.3	
M. To get to sleep	5.5	5.8	4.7	4.8	8.1	3.2	2.3	7.5	7.9	5.2	6.5	3.2	4.2	4.5	11.4	22.2	
N. Because it tastes good	35.3	36.4	35.2	39.1	30.7	33.2	33.8	37.1	35.7	35.9	38.0	34.0	33.4	37.0	41.9	37.7	
O. Because I am "hooked"—I feel I have to drink	1.6	1.7	1.2	1.3	0.3	0.8	2.4	1.7	1.5	1.0	3.3	0.7	1.2	1.2	3.5	12.7	
<i>Item 1820-1960 Subject A06a</i>	<i>N†</i>	1601	670	795	880	180	341	359	583	317	1186	193	564	537	147	273	22
B010: When you drink alcoholic beverages, how high do you usually get?																	
1. Not at all high	31.4	29.6	34.0	26.5	47.6	30.1	28.0	35.3	29.3	32.8	26.9	51.1	22.8	18.8	17.0	4.5	
2. A little high	26.0	24.3	28.1	26.7	20.4	24.8	25.1	24.6	31.1	26.9	27.9	27.5	28.1	32.1	17.1	13.0	
3. Moderately high	32.1	33.6	30.4	36.2	20.4	37.9	31.4	30.2	30.3	31.2	32.3	17.8	37.6	35.9	44.9	52.5	
4. Very high	10.4	12.5	7.5	10.6	11.5	7.3	15.5	9.9	9.3	9.1	12.9	3.6	11.6	13.2	21.0	30.0	
<i>Item 1970 Subject A01e</i>	<i>N†</i>	1617	682	796	881	184	350	356	595	316	1194	194	575	536	149	273	22
B011: When you drink alcoholic beverages, how long do you usually stay high?																	
1. Usually don't get high	31.2	29.1	34.4	25.5	49.7	29.4	27.5	35.7	29.0	33.0	25.1	51.1	23.0	20.7	15.3	4.5	
2. One to two hours	28.4	29.1	28.1	29.3	20.3	28.2	28.1	25.5	34.6	29.1	27.5	26.0	35.1	30.2	21.7	10.8	
3. Three to six hours	33.6	34.0	32.7	38.9	20.4	36.0	35.7	32.0	31.6	32.4	39.6	20.1	36.1	41.9	52.2	50.7	
4. Seven to 24 hours	5.8	6.7	4.4	5.6	8.7	5.2	7.8	5.9	3.8	5.0	5.8	2.7	4.7	7.2	8.7	28.3	
5. More than 24 hours	1.0	1.1	0.4	0.6	0.8	1.2	0.9	0.9	1.0	0.5	2.1	-	1.1	-	2.2	5.7	
<i>Item 1980 Subject A01f</i>	<i>N†</i>	1606	675	790	875	183	347	355	594	309	1188	195	571	534	149	269	22
The following questions ask about how much you have to drink on the occasions when you drink alcoholic beverages. For these questions, a "drink" means any of the following: a 12-ounce can (or bottle) of beer, a 4-ounce glass of wine, a 12-ounce bottle (or can) of wine cooler, a mixed drink, shot glass of liquor, or the equivalent.																	
B012: Think back over the LAST TWO WEEKS. How many times have you had four or more drinks in a row?																	
1. None	63.8	58.1	70.7	60.0	76.5	62.1	60.1	66.1	65.6	67.5	54.6	83.0	57.6	54.7	44.9	23.8	
2. Once	12.6	12.8	12.1	13.5	8.1	14.2	12.3	12.7	11.2	12.7	12.6	6.5	15.6	22.2	12.7	38.4	
3. Twice	10.4	12.6	8.4	11.6	6.8	11.7	10.3	9.0	12.0	9.3	11.5	6.2	13.9	11.6	12.2	6.7	
4. 3 to 5 times	8.7	10.9	6.3	11.2	5.4	8.6	11.5	7.6	7.8	7.2	13.8	2.2	10.4	6.7	19.6	21.8	
5. 6 to 9 times	2.2	2.6	1.6	2.3	-	2.5	2.3	2.4	1.5	1.8	3.3	1.5	1.4	3.4	4.3	-	
6. 10 or more times	2.1	3.0	0.8	1.4	3.1	0.8	3.5	2.2	1.8	1.5	4.2	0.5	1.0	1.5	6.2	9.3	
<i>Item 845 Subject A01d</i>	<i>N†</i>	1594	669	793	878	182	339	350	587	317	1186	191	576	530	147	262	21

†=excludes respondents for whom question was inappropriate.

DESCRIPTIVE RESULTS: 2010

59

QUESTIONNAIRE FORM 1 2010	TOTAL	SEX		RACE		REGION				COLLEGE PLANS?		ILLICIT DRUG USE: LIFETIME					
		M	F	White	Black	NE	NC	S	W	Yes	No	None	Mari- juana Only	Few Pills	More Pills	Any Her- oin	
<i>N (Weighted No. of Cases):</i>	2521	1043	1232	1352	289	483	551	947	540	1843	317	1234	610	191	311	24	
<i>% of Weighted Total:</i>	100.0	41.4	48.9	53.6	11.5	19.2	21.8	37.6	21.4	73.1	12.6	48.9	24.2	7.6	12.3	0.9	
B013: During the last two weeks, how many times have you had five or more drinks in a row?																	
1. None	72.4	64.3	80.5	67.8	84.1	72.5	70.0	74.0	72.1	75.8	60.9	87.7	70.3	64.9	51.5	49.0	
2. Once	10.1	12.2	8.8	12.2	6.6	11.2	7.9	10.3	10.9	9.6	13.8	5.8	11.9	16.6	12.3	11.3	
3. Twice	7.0	9.3	4.7	8.4	3.1	6.3	8.1	5.3	9.8	6.0	10.4	2.7	8.5	8.3	12.3	6.5	
4. 3 to 5 times	7.0	9.0	4.7	8.8	3.1	7.3	8.1	7.6	4.1	6.2	7.6	2.9	6.8	5.4	15.6	24.1	
5. 6 to 9 times	1.8	2.4	0.7	1.8	-	2.6	2.4	1.1	1.5	1.0	3.8	0.4	1.5	2.6	3.8	-	
6. 10 or more times	1.7	2.7	0.6	1.1	3.1	0.2	3.4	1.5	1.6	1.3	3.4	0.5	1.0	2.1	4.5	9.0	
<i>Item 850 Subject A01d</i>	<i>N†</i>	1606	670	803	884	185	342	355	591	319	1196	196	578	536	149	266	21
B014A: During the last two weeks, how many times (if any) have you had 10 or more drinks in a row?																	
1. None	85.5	78.5	92.9	82.2	94.3	87.6	80.2	86.0	88.4	88.1	76.7	93.9	85.7	85.5	68.6	68.4	
2. Once	5.4	8.0	2.7	7.0	1.9	3.7	7.1	6.3	4.0	4.1	10.1	3.1	6.0	7.4	8.7	4.5	
3. Twice	3.6	5.4	2.2	5.4	0.7	3.9	3.8	2.6	4.8	3.5	4.7	0.9	4.5	2.1	8.7	6.4	
4. 3 to 5 times	3.0	4.4	1.3	3.5	0.1	4.1	4.0	2.7	1.5	2.5	3.6	1.3	2.7	3.2	6.3	11.7	
5. 6 to 9 times	0.9	1.2	0.4	1.2	-	0.4	2.3	0.6	0.3	0.7	1.7	-	0.3	1.1	3.2	2.8	
6. 10 or more times	1.5	2.4	0.6	0.8	2.9	0.3	2.6	1.9	1.0	1.1	3.2	0.8	0.8	0.7	4.5	6.2	
<i>Item 853 Subject A01d</i>	<i>N†</i>	1608	678	802	888	183	340	356	593	319	1199	197	580	535	149	271	22
B014B: During the last two weeks, how many times (if any) have you had 15 or more drinks in a row?																	
1. None	90.8	86.0	96.6	89.5	95.8	92.5	86.3	90.9	93.7	93.1	83.4	96.6	92.9	91.0	77.0	68.4	
2. Once	4.8	7.9	1.1	6.3	0.6	4.1	6.4	4.9	3.8	3.6	7.0	1.4	3.9	5.9	12.3	13.0	
3. Twice	1.8	2.4	1.2	1.8	0.6	2.1	2.3	1.6	1.1	1.6	3.2	1.2	1.9	1.6	2.2	7.3	
4. 3 to 5 times	0.9	1.4	0.5	1.3	-	0.5	2.8	0.2	0.5	0.6	2.5	0.1	0.8	0.8	2.3	6.5	
5. 6 to 9 times	0.5	0.4	0.3	0.5	0.2	0.8	0.4	0.6	-	0.2	1.0	-	0.2	-	2.2	-	
6. 10 or more times	1.2	1.8	0.5	0.6	2.9	0.1	1.7	1.8	0.9	0.8	2.9	0.7	0.3	0.7	4.0	4.8	
<i>Item 855 Subject A01d</i>	<i>N†</i>	1617	680	805	891	183	345	357	595	319	1203	198	581	539	150	271	22
B015: Have you ever tried to stop using alcoholic beverages and found that you couldn't stop?																	
1. Yes	4.1	3.7	3.4	3.1	5.0	5.1	4.4	4.0	3.1	2.7	5.9	2.7	3.9	4.5	5.6	7.6	
2. No	95.9	96.3	96.6	96.9	95.0	94.9	95.6	96.0	96.9	97.3	94.1	97.3	96.1	95.5	94.4	92.4	
<i>Item 2020 Subject A01i</i>	<i>N†</i>	1599	678	791	889	180	338	359	586	317	1192	198	570	533	150	272	22
B016: On how many occasions (if any) have you been drunk or very high from drinking alcoholic beverages?																	
B016A: . . . in your lifetime?																	
1. 0 occasions	46.1	46.1	47.3	43.2	62.5	38.3	43.9	48.1	51.5	48.1	44.0	69.4	19.0	29.8	12.8	6.6	
2. 1-2	17.6	16.2	19.8	16.2	20.6	18.2	18.2	17.4	17.0	18.4	14.5	16.2	24.8	18.5	10.6	-	
3. 3-5	9.3	6.8	10.7	9.3	5.3	9.8	10.4	9.6	7.5	9.4	6.4	6.9	13.1	12.4	10.5	2.1	
4. 6-9	6.0	6.5	5.8	6.9	2.4	7.4	4.9	6.0	5.9	5.9	7.1	3.3	8.7	6.4	11.7	18.2	
5. 10-19	6.4	6.5	6.1	7.7	4.0	8.4	4.8	6.2	6.6	6.0	7.3	1.3	12.5	9.4	12.7	14.4	
6. 20-39	5.7	7.0	4.4	6.1	3.2	6.9	6.7	5.0	5.1	5.0	9.0	0.7	10.5	12.7	12.5	17.6	
7. 40 or more	8.8	10.9	5.8	10.7	2.1	10.9	11.1	7.8	6.4	7.3	11.7	2.1	11.5	10.7	29.3	41.1	
<i>Item 25020 Subject A01a</i>	<i>N</i>	2229	943	1127	1240	251	421	479	834	494	1704	273	1172	535	172	268	18
B016B: . . . during the last 12 months?																	
1. 0 occasions	57.6	56.4	61.1	54.4	72.6	49.9	56.0	59.4	62.9	60.2	54.4	79.3	33.8	46.7	23.4	10.9	
2. 1-2	17.4	15.1	18.7	17.7	15.8	17.7	17.3	18.2	15.7	17.4	14.8	13.4	25.6	15.0	19.4	20.1	
3. 3-5	7.4	7.2	7.3	7.8	3.1	10.1	6.6	6.3	7.7	6.9	8.5	3.1	12.1	13.2	12.1	-	
4. 6-9	6.2	6.5	5.6	6.9	3.3	8.9	5.1	6.3	5.0	5.8	6.6	2.2	10.2	7.4	14.4	26.2	
5. 10-19	4.5	5.7	3.5	5.2	3.1	4.6	5.6	4.4	3.7	4.2	5.8	0.7	8.5	11.2	7.8	11.3	
6. 20-39	3.5	4.2	2.7	4.5	1.6	5.2	4.4	3.0	2.0	2.9	6.4	0.8	6.1	2.0	11.0	6.7	
7. 40 or more	3.3	4.9	1.1	3.4	0.4	3.7	4.9	2.4	3.0	2.5	3.4	0.6	3.7	4.5	11.9	24.8	
<i>Item 25030 Subject A01b</i>	<i>N</i>	2217	940	1118	1237	250	420	477	826	493	1694	273	1167	530	172	267	18

†=excludes respondents for whom question was inappropriate.

QUESTIONNAIRE FORM 1 2010	TOTAL	SEX		RACE		REGION				COLLEGE PLANS?		ILLICIT DRUG USE: LIFETIME				
		M	F	White	Black	NE	NC	S	W	Yes	No	None	Mari- juana Only	Few Pills	More Pills	Any Her- oin
<i>N (Weighted No. of Cases):</i>	2521	1043	1232	1352	289	483	551	947	540	1843	317	1234	610	191	311	24
<i>% of Weighted Total:</i>	100.0	41.4	48.9	53.6	11.5	19.2	21.8	37.6	21.4	73.1	12.6	48.9	24.2	7.6	12.3	0.9
B016C: . . . during the last 30 days?																
1. 0 occasions	75.3	71.4	80.9	72.4	87.2	70.6	72.3	76.7	80.0	78.6	68.1	91.9	61.0	64.3	46.2	13.2
2. 1-2	14.3	16.3	12.0	15.6	7.2	17.1	14.4	13.7	12.8	12.9	18.6	5.6	23.6	21.7	24.1	49.4
3. 3-5	5.1	5.9	3.8	6.4	3.8	4.6	6.9	4.7	4.6	4.4	7.5	1.1	9.9	8.7	10.4	-
4. 6-9	2.3	3.0	1.6	2.8	1.3	4.9	2.5	1.9	0.6	2.0	1.5	0.6	3.1	2.5	7.4	12.7
5. 10-19	1.6	1.9	1.1	1.6	0.2	2.4	1.8	1.7	0.6	1.3	1.8	0.4	1.5	0.7	7.7	8.2
6. 20-39	0.5	0.6	0.2	0.6	-	-	0.8	0.6	0.5	0.4	0.7	0.2	0.3	1.8	1.6	-
7. 40 or more	0.9	1.0	0.3	0.5	0.4	0.5	1.4	0.7	0.9	0.4	1.7	0.1	0.6	0.3	2.7	16.5
<i>Item 25040 Subject A01c</i>	<i>N</i> 2223	<i>943</i>	<i>1120</i>	<i>1240</i>	<i>251</i>	<i>421</i>	<i>479</i>	<i>827</i>	<i>495</i>	<i>1698</i>	<i>273</i>	<i>1168</i>	<i>533</i>	<i>172</i>	<i>268</i>	<i>18</i>
B017: Do you think you will be drinking alcoholic beverages five years from now?																
1. I definitely will	21.8	25.1	18.4	25.4	12.4	26.4	28.0	17.3	19.1	20.7	21.9	12.1	25.8	35.0	41.4	74.5
2. I probably will	46.5	40.2	52.5	45.9	46.5	50.1	47.9	45.8	43.3	48.2	43.5	43.1	53.4	46.4	46.4	17.0
3. I probably will not	14.9	16.7	13.6	14.9	14.8	10.8	12.3	16.9	17.8	15.1	16.6	19.1	12.5	10.3	7.8	2.8
4. I definitely will not	16.8	18.0	15.5	13.8	26.3	12.6	11.9	20.0	19.9	16.0	18.0	25.7	8.4	8.3	4.3	5.6
<i>Item 2030 Subject A04a</i>	<i>N</i> 2425	<i>1029</i>	<i>1213</i>	<i>1334</i>	<i>285</i>	<i>463</i>	<i>533</i>	<i>899</i>	<i>530</i>	<i>1822</i>	<i>310</i>	<i>1228</i>	<i>603</i>	<i>189</i>	<i>307</i>	<i>24</i>
The next questions are about MARIJUANA and HASHISH.																
Marijuana is sometimes called: weed, pot, dope. Hashish is sometimes called: hash, hash oil.																
B018: On how many occasions (if any) have you used hashish . . .																
B018A: . . . in your lifetime?																
1. 0 occasions	90.3	87.9	94.4	89.7	94.8	89.2	91.9	93.0	85.1	92.0	87.4	100.0	88.8	84.3	62.1	42.6
2. 1-2	3.2	4.2	2.4	3.2	2.3	3.6	2.3	2.5	5.1	3.1	4.8	-	4.8	9.8	8.9	5.9
3. 3-5	1.9	2.0	1.5	2.0	0.3	3.6	0.8	0.6	3.7	1.8	1.0	-	1.2	2.7	8.4	21.4
4. 6-9	1.2	1.9	0.4	1.2	1.7	1.1	0.8	1.2	1.7	0.9	1.9	-	1.7	0.2	4.8	7.5
5. 10-19	0.5	0.7	0.4	0.9	-	0.3	0.5	0.3	1.2	0.5	0.6	-	0.5	0.4	2.3	9.1
6. 20-39	0.6	0.5	0.2	0.7	0.3	0.6	1.0	0.2	1.0	0.4	1.1	-	0.6	0.4	3.5	-
7. 40 or more	2.2	2.9	0.7	2.3	0.6	1.7	2.6	2.2	2.2	1.4	3.2	-	2.4	2.2	10.0	13.5
<i>Item 2040 Subject A01a</i>	<i>N</i> 2395	<i>1017</i>	<i>1204</i>	<i>1326</i>	<i>278</i>	<i>450</i>	<i>526</i>	<i>896</i>	<i>523</i>	<i>1808</i>	<i>305</i>	<i>1234</i>	<i>609</i>	<i>188</i>	<i>305</i>	<i>23</i>
B018B: . . . during the last 12 months?																
1. 0 occasions	92.5	90.5	95.8	91.8	95.3	90.9	93.9	94.9	88.5	93.9	90.5	100.0	91.5	89.2	68.7	63.5
2. 1-2	3.4	3.9	2.7	3.8	2.4	5.5	1.3	2.7	4.9	3.1	3.6	-	4.1	7.2	12.9	12.5
3. 3-5	1.1	1.6	0.3	1.1	0.3	1.0	0.7	0.2	3.2	0.9	1.1	-	1.5	1.5	3.7	4.8
4. 6-9	0.7	1.0	0.3	0.9	1.4	0.6	1.3	0.7	0.4	0.7	0.8	-	1.0	-	3.1	9.1
5. 10-19	0.5	0.6	0.3	0.6	0.4	0.9	0.4	0.3	0.7	0.3	0.8	-	0.4	0.3	2.3	8.0
6. 20-39	0.3	0.3	0.2	0.3	0.1	0.1	0.3	0.2	0.7	0.2	0.5	-	0.3	0.8	1.4	0.8
7. 40 or more	1.4	2.0	0.3	1.5	0.2	1.0	2.0	1.2	1.5	0.8	2.7	-	1.2	1.0	7.8	1.3
<i>Item 2050 Subject A01b</i>	<i>N</i> 2389	<i>1015</i>	<i>1202</i>	<i>1323</i>	<i>278</i>	<i>449</i>	<i>524</i>	<i>893</i>	<i>522</i>	<i>1805</i>	<i>305</i>	<i>1234</i>	<i>607</i>	<i>187</i>	<i>304</i>	<i>23</i>
B018C: . . . during the last 30 days?																
1. 0 occasions	95.9	94.6	98.2	95.7	96.2	95.2	96.0	96.4	95.3	97.0	93.6	100.0	95.3	95.3	82.4	76.1
2. 1-2	1.4	1.6	0.9	1.4	1.9	1.6	0.7	1.6	1.5	1.2	1.9	-	1.3	2.8	5.8	9.1
3. 3-5	0.6	1.1	0.1	0.8	0.2	1.2	0.5	0.1	1.2	0.5	1.3	-	1.2	0.4	2.2	-
4. 6-9	0.6	0.8	0.4	0.7	1.4	0.2	1.0	0.7	0.4	0.6	0.7	-	0.8	0.8	1.6	12.8
5. 10-19	0.2	0.2	-	0.1	0.1	0.1	0.1	0.3	0.2	0.1	0.2	-	0.1	0.3	0.9	0.8
6. 20-39	0.5	0.4	-	0.4	-	0.6	0.2	0.5	0.6	*	1.3	-	0.5	-	2.7	1.3
7. 40 or more	0.9	1.2	0.4	0.9	0.2	1.1	1.4	0.5	0.9	0.7	1.0	-	0.8	0.4	4.3	-
<i>Item 2060 Subject A01c</i>	<i>N</i> 2393	<i>1015</i>	<i>1203</i>	<i>1324</i>	<i>278</i>	<i>452</i>	<i>524</i>	<i>894</i>	<i>523</i>	<i>1806</i>	<i>305</i>	<i>1234</i>	<i>608</i>	<i>187</i>	<i>304</i>	<i>23</i>
B019: On how many occasions (if any) have you used marijuana . . .																
B019A: . . . in your lifetime?																
1. 0 occasions	56.5	54.8	61.3	58.6	61.3	50.5	57.6	57.8	58.5	60.4	51.8	100.0	-	33.3	17.3	2.4
2. 1-2	7.7	7.4	8.2	7.3	9.1	9.7	7.1	8.4	5.5	7.9	6.5	-	25.4	7.0	4.2	5.3
3. 3-5	6.7	5.2	8.3	5.5	6.8	8.5	6.6	6.5	5.5	6.9	6.4	-	19.9	11.8	3.4	9.1
4. 6-9	4.5	3.8	5.3	4.6	2.7	4.9	4.0	4.2	5.4	4.7	4.6	-	12.1	5.9	6.3	10.9
5. 10-19	4.8	4.6	4.1	4.8	4.1	4.1	4.8	4.7	5.4	4.0	5.5	-	11.5	10.3	5.4	4.6
6. 20-39	4.1	5.1	3.0	4.1	2.3	4.7	3.9	3.4	5.1	3.9	5.0	-	9.3	9.1	6.7	-
7. 40 or more	15.6	19.0	9.7	15.1	13.6	17.6	15.9	14.9	14.6	12.2	20.2	-	21.7	22.5	56.8	67.7
<i>Item 2070 Subject A01a</i>	<i>N</i> 2392	<i>1009</i>	<i>1207</i>	<i>1319</i>	<i>282</i>	<i>453</i>	<i>521</i>	<i>897</i>	<i>522</i>	<i>1804</i>	<i>304</i>	<i>1234</i>	<i>608</i>	<i>188</i>	<i>303</i>	<i>23</i>

DESCRIPTIVE RESULTS: 2010

61

QUESTIONNAIRE FORM 1 2010	TOTAL	SEX		RACE		REGION				COLLEGE PLANS?		ILLICIT DRUG USE: LIFETIME				
		M	F	White	Black	NE	NC	S	W	Yes	No	None	Mari- juana Only	Few Pills	More Pills	Any Her- oin
<i>N (Weighted No. of Cases):</i>	2521	1043	1232	1352	289	483	551	947	540	1843	317	1234	610	191	311	24
<i>% of Weighted Total:</i>	100.0	41.4	48.9	53.6	11.5	19.2	21.8	37.6	21.4	73.1	12.6	48.9	24.2	7.6	12.3	0.9
B019B: . . . during the last 12 months?																
1. 0 occasions	65.3	64.2	70.1	66.7	71.6	60.0	65.7	67.4	65.8	68.9	61.7	100.0	25.9	43.8	26.6	5.8
2. 1-2	9.6	7.1	11.7	9.4	7.3	11.7	8.4	8.8	10.4	10.2	7.3	-	26.3	17.2	10.4	14.4
3. 3-5	5.2	4.6	6.0	4.4	3.8	4.6	5.3	5.7	4.9	5.3	5.5	-	12.3	10.0	8.8	12.0
4. 6-9	4.3	4.7	3.4	4.3	2.7	4.3	4.6	3.1	5.9	3.7	5.3	-	10.4	5.4	5.7	15.5
5. 10-19	3.5	4.2	2.0	3.3	3.1	5.1	2.3	3.2	3.6	2.6	5.0	-	7.0	4.3	6.7	12.6
6. 20-39	3.5	3.9	3.1	4.1	2.8	4.7	3.1	2.8	4.0	3.3	3.6	-	6.7	8.9	8.3	5.1
7. 40 or more	8.6	11.3	3.7	7.7	8.6	9.5	10.4	8.9	5.4	6.1	11.6	-	11.4	10.5	33.5	34.5
<i>Item 2080 Subject A01b</i>	<i>N</i> 2393	1010	1207	1319	282	452	522	897	522	1804	304	1234	609	188	303	23
B019C: . . . during the last 30 days?																
1. 0 occasions	78.6	75.4	85.4	79.9	81.4	74.7	78.0	79.9	80.3	82.6	73.2	100.0	58.0	65.9	48.5	36.8
2. 1-2	7.2	7.8	6.4	6.5	6.0	7.6	7.6	6.1	8.4	6.9	7.5	-	18.6	13.7	7.6	7.6
3. 3-5	3.6	3.4	2.8	3.8	1.1	4.0	3.6	3.2	3.9	3.1	4.0	-	7.5	7.4	7.3	6.0
4. 6-9	2.2	3.1	1.4	2.3	2.7	2.8	2.0	2.4	1.6	1.6	4.6	-	4.1	5.4	4.1	12.8
5. 10-19	1.6	1.7	1.5	1.6	2.4	2.9	1.6	1.4	0.9	1.3	1.9	-	3.0	2.2	4.4	10.4
6. 20-39	2.3	2.5	0.9	1.6	2.7	2.2	1.9	3.3	1.0	1.4	2.7	-	4.4	1.6	7.5	1.3
7. 40 or more	4.5	6.2	1.7	4.3	3.6	5.7	5.3	3.8	3.9	3.1	6.1	-	4.3	3.8	20.6	25.2
<i>Item 2090 Subject A01c</i>	<i>N</i> 2392	1007	1207	1318	282	450	522	897	522	1801	304	1234	606	189	302	23
IF YOU HAVE NOT USED MARIJUANA OR HASHISH IN THE LAST TWELVE MONTHS, GO TO Q.B028.																
B020: When you used marijuana or hashish during the last year, how often did you use it in each of the following situations?																
B020A: When you were alone																
1. Not at all	63.6	54.3	76.2	65.3	49.3	64.1	67.6	60.0	64.7	68.7	55.2	-	75.9	60.5	42.4	39.3
2. A few of the times	19.5	22.1	15.4	18.7	21.3	23.3	12.4	22.9	17.3	17.3	22.1	-	13.4	26.9	27.8	19.1
3. Some of the times	9.3	13.6	4.2	10.5	12.5	6.7	9.6	9.9	10.5	8.0	11.6	-	5.4	11.6	13.7	36.4
4. Most of the times	4.5	5.1	4.3	4.6	7.2	3.9	7.8	2.5	4.9	3.8	7.8	-	3.2	0.2	9.8	-
5. Every time	3.2	4.9	-	0.9	9.6	1.9	2.7	4.7	2.5	2.2	3.3	-	2.1	0.9	6.3	5.3
<i>Item 2100 Subject A05a</i>	<i>N†</i> 824	360	361	438	78	175	179	288	181	560	115	-	445	105	223	22
B020B: With just 1 or 2 other people																
1. Not at all	9.0	7.8	11.8	9.6	8.1	13.8	6.4	8.3	8.0	10.6	5.2	-	12.9	3.0	4.7	-
2. A few of the times	26.4	19.8	33.4	24.1	23.8	29.6	22.7	27.1	25.7	28.6	22.5	-	31.5	28.4	15.3	23.8
3. Some of the times	17.2	18.6	14.9	19.3	16.9	14.5	17.2	17.8	18.9	16.6	16.9	-	14.2	22.0	21.0	18.3
4. Most of the times	30.2	36.8	24.2	32.9	27.7	30.7	34.6	27.7	29.3	27.9	35.8	-	25.5	28.4	39.4	46.2
5. Every time	17.2	17.0	15.7	14.1	23.5	11.5	19.0	19.1	18.2	16.2	19.7	-	15.9	18.1	19.6	11.7
<i>Item 2110 Subject A05b</i>	<i>N†</i> 825	362	360	440	77	177	179	286	182	561	115	-	444	107	223	22
B020C: At a party																
1. Not at all	27.3	21.9	34.1	23.3	31.9	18.7	27.3	32.9	26.9	30.1	23.7	-	31.6	29.4	15.3	23.6
2. A few of the times	21.2	21.2	24.1	21.0	15.7	24.8	21.7	18.8	21.0	23.7	18.2	-	24.5	21.6	14.8	13.9
3. Some of the times	18.8	20.6	15.7	22.6	11.8	23.5	13.0	17.2	22.3	17.1	21.5	-	15.7	17.8	25.9	26.7
4. Most of the times	16.2	18.8	13.2	18.9	12.3	15.6	21.9	13.0	16.1	15.3	16.8	-	13.0	23.6	20.3	11.4
5. Every time	16.5	17.6	12.9	14.2	28.3	17.4	16.1	18.0	13.8	13.8	19.8	-	15.2	7.6	23.7	24.4
<i>Item 2120 Subject A05c</i>	<i>N†</i> 824	360	360	440	76	176	179	286	182	559	115	-	443	107	223	22
B020D: When your date or spouse was present																
1. Not at all	54.4	56.9	54.1	53.9	45.5	55.5	56.1	52.9	53.9	58.1	48.3	-	66.5	55.5	32.5	29.3
2. A few of the times	17.9	17.9	17.7	17.7	21.9	13.5	16.8	19.1	21.3	17.7	17.1	-	14.8	16.4	24.8	10.1
3. Some of the times	11.6	12.2	9.6	13.6	8.9	16.1	8.3	10.9	11.6	10.4	12.4	-	7.5	17.7	15.1	31.8
4. Most of the times	7.8	6.5	9.5	7.9	7.1	8.1	8.8	8.7	5.3	6.7	12.5	-	4.8	3.7	16.2	13.3
5. Every time	8.4	6.6	9.0	6.9	16.7	6.9	10.0	8.5	7.9	7.1	9.6	-	6.5	6.7	11.4	15.5
<i>Item 2130 Subject A05b</i>	<i>N†</i> 818	359	357	439	77	177	179	283	180	556	115	-	443	105	221	22

†=excludes respondents for whom question was inappropriate.

QUESTIONNAIRE FORM 1 2010	TOTAL	SEX		RACE		REGION				COLLEGE PLANS?		ILLICIT DRUG USE: LIFETIME					
		M	F	White	Black	NE	NC	S	W	Yes	No	None	Mari- juana Only	Few Pills	More Pills	Any Her- oin	
<i>N (Weighted No. of Cases):</i>	2521	1043	1232	1352	289	483	551	947	540	1843	317	1234	610	191	311	24	
<i>% of Weighted Total:</i>	100.0	41.4	48.9	53.6	11.5	19.2	21.8	37.6	21.4	73.1	12.6	48.9	24.2	7.6	12.3	0.9	
B020E: When people over age 30 were present																	
1. Not at all	69.3	66.0	77.5	70.7	50.3	74.1	63.7	65.5	76.0	74.5	62.3	-	79.6	75.9	49.0	30.1	
2. A few of the times	15.2	15.7	12.5	14.3	22.1	14.6	16.5	18.3	9.5	13.8	15.6	-	10.0	16.9	24.5	20.1	
3. Some of the times	7.8	7.7	6.5	8.3	9.1	7.1	9.1	6.6	9.1	6.5	9.7	-	4.5	5.4	11.2	48.9	
4. Most of the times	4.3	6.3	2.5	5.1	9.5	1.4	7.1	4.7	3.8	2.9	6.8	-	3.1	1.0	9.3		
5. Every time	3.4	4.4	1.0	1.6	9.1	2.7	3.6	4.9	1.6	2.4	5.6	-	2.8	0.9	5.9	0.9	
<i>Item 2140 Subject A05b</i>	<i>N†</i>	822	362	359	440	77	177	180	283	182	560	115	-	444	107	223	22
B020F: During the daytime (before 4:00 p.m.)																	
1. Not at all	32.9	29.0	42.0	34.1	31.5	34.0	35.5	32.0	30.8	38.5	26.7	-	41.6	30.3	16.7	28.9	
2. A few of the times	24.3	22.9	24.8	22.7	28.7	26.8	24.6	25.8	19.4	24.6	20.5	-	26.2	28.8	17.3	12.4	
3. Some of the times	22.8	25.8	19.6	25.1	17.2	22.4	18.9	25.0	23.5	21.8	20.6	-	17.7	27.0	31.6	31.4	
4. Most of the times	12.1	13.6	8.5	13.7	6.8	11.8	13.4	8.8	16.4	9.3	19.3	-	9.2	7.8	20.1	25.2	
5. Every time	7.8	8.7	5.1	4.5	15.8	5.0	7.6	8.4	9.9	5.8	12.9	-	5.2	6.1	14.3	2.2	
<i>Item 2150 Subject A05c</i>	<i>N†</i>	823	362	360	439	77	177	179	286	182	561	115	-	446	106	223	22
B020G: At your home (or apartment or dorm)																	
1. Not at all	52.1	42.6	64.0	50.6	45.1	52.6	53.0	53.0	49.0	56.7	38.9	-	63.6	45.9	32.4	38.7	
2. A few of the times	17.7	18.8	15.2	17.1	21.6	20.2	16.0	16.9	18.2	16.4	21.4	-	14.8	26.8	20.2	17.0	
3. Some of the times	12.1	15.2	8.9	14.3	9.0	10.9	12.9	11.0	14.2	12.0	12.8	-	7.4	17.8	16.0	40.3	
4. Most of the times	10.1	13.2	8.5	12.2	11.2	10.2	9.6	8.6	12.7	8.8	18.6	-	7.3	4.8	20.3	-	
5. Every time	8.1	10.2	3.4	5.8	13.2	6.0	8.5	10.5	5.9	6.1	8.3	-	7.0	4.7	11.0	4.0	
<i>Item 2160 Subject A05c</i>	<i>N†</i>	823	362	361	439	77	177	179	285	182	561	115	-	446	106	223	22
B020H: At school																	
1. Not at all	81.1	75.7	89.8	83.9	81.3	85.2	80.5	81.4	77.3	85.2	74.1	-	85.7	88.2	71.7	57.3	
2. A few of the times	10.0	13.7	5.1	8.3	10.2	8.8	10.0	9.6	11.6	7.9	13.5	-	8.4	9.5	11.9	18.7	
3. Some of the times	4.8	5.3	3.2	4.7	1.1	4.6	3.5	4.4	7.2	3.0	8.6	-	2.8	1.5	8.6	20.1	
4. Most of the times	2.0	2.2	1.9	2.4	0.7	0.4	4.1	1.2	3.0	2.4	1.3	-	1.3	0.8	4.2	3.0	
5. Every time	2.1	3.2	-	0.6	6.6	1.0	2.0	3.5	0.9	1.5	2.5	-	1.8	-	3.5	0.9	
<i>Item 2170 Subject A05c</i>	<i>N†</i>	822	362	359	438	77	177	179	284	182	560	115	-	445	106	223	22
B020I: In a car																	
1. Not at all	31.7	30.4	37.9	34.7	24.6	35.1	27.4	30.5	34.6	36.7	22.6	-	38.7	35.3	14.2	36.6	
2. A few of the times	25.9	23.3	29.8	23.1	39.3	24.0	26.0	27.9	24.8	26.3	29.2	-	25.3	26.6	28.2	4.9	
3. Some of the times	20.0	22.3	16.6	22.2	9.8	17.5	18.5	19.4	24.9	19.3	18.0	-	16.2	21.5	27.4	21.5	
4. Most of the times	14.4	16.4	9.0	13.0	10.0	15.9	18.5	13.8	9.5	11.0	19.0	-	13.1	13.3	16.0	34.7	
5. Every time	8.0	7.6	6.6	7.0	16.3	7.5	9.7	8.4	6.2	6.6	11.2	-	6.6	3.3	14.2	2.2	
<i>Item 2190 Subject A05c</i>	<i>N†</i>	821	362	360	439	77	177	180	282	181	560	115	-	445	106	222	22
B020J: At a park or beach																	
1. Not at all	49.4	44.4	60.1	52.5	40.4	46.8	56.2	48.3	47.2	56.1	41.9	-	56.8	54.0	34.8	28.0	
2. A few of the times	19.2	21.1	17.4	18.4	25.8	19.9	19.0	18.4	20.0	18.0	19.1	-	17.6	28.1	18.6	6.8	
3. Some of the times	15.6	17.5	11.6	16.9	10.6	14.7	12.9	16.8	17.2	13.0	19.4	-	13.2	10.2	22.2	27.6	
4. Most of the times	9.8	10.6	8.4	9.1	6.6	13.4	6.3	8.7	11.5	8.5	15.1	-	7.1	5.0	15.9	30.2	
5. Every time	6.0	6.4	2.6	3.2	16.6	5.2	5.6	7.9	4.2	4.5	4.5	-	5.2	2.7	8.6	7.3	
<i>Item 30930 Subject A05c</i>	<i>N†</i>	822	361	361	439	77	177	179	283	182	561	115	-	445	106	223	22
B021: How many of the times when you used marijuana or hashish during the last year did you use it along with alcohol—that is, so that their effects overlapped?																	
1. Not at all	37.1	28.8	47.4	30.9	46.9	33.3	38.2	35.9	41.3	41.4	31.6	-	46.9	34.9	21.4	15.6	
2. A few of the times	31.4	38.1	26.8	33.3	30.9	29.8	24.8	36.0	32.5	30.1	41.4	-	30.2	36.0	32.2	11.5	
3. Some of the times	18.6	20.3	14.2	21.9	6.7	19.9	21.2	16.0	18.9	17.6	14.5	-	13.4	17.6	28.0	31.4	
4. Most of the times	7.3	7.9	6.4	8.7	5.2	9.9	8.8	5.6	6.1	6.5	7.7	-	3.9	8.0	12.5	29.9	
5. Every time	5.6	4.9	5.2	5.2	10.2	7.1	7.1	6.4	1.2	4.4	4.8	-	5.7	3.5	6.0	11.6	
<i>Item 2200 Subject A01h</i>	<i>N†</i>	807	355	357	436	75	175	177	276	179	555	113	-	432	105	223	22

†=excludes respondents for whom question was inappropriate.

DESCRIPTIVE RESULTS: 2010

63

QUESTIONNAIRE FORM 1 2010	TOTAL	SEX		RACE		REGION				COLLEGE PLANS?		ILLICIT DRUG USE: LIFETIME					
		M	F	White	Black	NE	NC	S	W	Yes	No	None	Mari- juana Only	Few Pills	More Pills	Any Her- oin	
<i>N (Weighted No. of Cases):</i>	2521	1043	1232	1352	289	483	551	947	540	1843	317	1234	610	191	311	24	
<i>% of Weighted Total:</i>	100.0	41.4	48.9	53.6	11.5	19.2	21.8	37.6	21.4	73.1	12.6	48.9	24.2	7.6	12.3	0.9	
B022: What have been the most important reasons for your using marijuana or hashish? (Mark all that apply.)																	
A. To experiment—to see what it's like	57.9	59.8	61.2	61.3	48.5	50.7	58.3	59.3	62.6	62.7	52.4	-	63.8	62.8	46.3	28.8	
B. To relax or relieve tension	65.8	66.9	60.8	65.4	71.6	62.2	67.5	69.4	62.3	61.7	70.0	-	58.1	66.8	79.2	70.3	
C. To feel good or get high	70.3	73.1	64.0	69.5	71.5	66.1	72.4	72.2	69.5	66.2	81.3	-	61.9	73.2	85.4	61.5	
D. To seek deeper insights and understanding	22.4	29.4	15.7	24.6	21.8	19.3	23.2	22.8	23.9	22.3	25.5	-	15.1	30.3	34.8	17.3	
E. To have a good time with my friends	68.7	69.7	68.3	73.2	69.4	71.0	69.5	66.2	69.5	68.9	70.2	-	62.2	80.2	76.8	55.7	
F. To fit in with a group I like	5.5	4.8	6.8	5.5	4.6	3.2	5.7	6.4	6.0	5.1	7.6	-	4.5	5.7	5.8	22.8	
G. To get away from my problems or troubles	27.5	29.4	22.6	23.6	34.4	30.2	25.1	31.9	20.7	23.8	36.2	-	22.2	27.1	38.2	42.9	
H. Because of boredom, nothing else to do	33.3	38.6	25.1	32.8	39.2	32.9	32.4	34.0	33.5	31.1	33.6	-	22.4	33.3	50.2	67.7	
I. Because of anger or frustration	21.7	22.0	19.9	19.2	35.2	19.2	22.2	28.1	13.8	20.9	22.4	-	16.1	17.9	33.3	39.1	
J. To get through the day	14.8	13.5	13.0	11.8	20.7	11.5	13.0	18.5	14.1	11.8	18.7	-	8.9	7.4	29.7	27.5	
K. To increase the effects of some other drug(s)	11.2	13.1	8.2	11.3	10.7	11.4	12.5	9.4	12.4	11.4	7.7	-	2.9	6.7	27.6	31.7	
L. To decrease (offset) the effects of some other drugs(s)	3.6	4.5	2.1	3.3	7.6	4.1	3.4	3.3	3.5	2.8	5.2	-	0.8	1.3	9.3	10.0	
M. Because I am "hooked"—I have to have it	6.0	7.5	3.6	4.8	11.7	2.6	5.8	8.7	5.5	4.7	6.7	-	2.7	1.8	13.9	16.5	
<i>Item 2210-2330 Subject A06a</i>	<i>N†</i>	<i>808</i>	<i>358</i>	<i>354</i>	<i>435</i>	<i>74</i>	<i>177</i>	<i>175</i>	<i>275</i>	<i>181</i>	<i>555</i>	<i>112</i>	<i>-</i>	<i>440</i>	<i>103</i>	<i>221</i>	<i>22</i>
B023: When you use marijuana or hashish, how high do you usually get?																	
1. Not at all high	4.4	2.3	6.5	3.7	7.7	4.9	3.7	3.6	5.7	4.4	4.5	-	6.6	1.0	1.3	5.7	
2. A little high	22.1	17.8	28.7	24.4	15.0	23.0	20.7	21.4	23.8	25.7	15.3	-	28.7	22.9	11.4	6.4	
3. Moderately high	43.9	47.8	40.2	45.2	37.0	44.4	42.3	42.7	47.1	44.6	41.0	-	41.1	49.0	48.9	31.5	
4. Very high	29.6	32.1	24.6	26.7	40.3	27.6	33.3	32.3	23.5	25.3	39.3	-	23.6	27.1	38.4	56.4	
<i>Item 2340 Subject A01e</i>	<i>N†</i>	<i>812</i>	<i>357</i>	<i>360</i>	<i>437</i>	<i>78</i>	<i>175</i>	<i>179</i>	<i>280</i>	<i>178</i>	<i>557</i>	<i>114</i>	<i>-</i>	<i>444</i>	<i>107</i>	<i>220</i>	<i>22</i>
B024: When you use marijuana or hashish, how long do you usually stay high?																	
1. Usually don't get high	5.5	3.7	7.8	5.6	8.1	5.7	6.1	4.8	5.9	6.0	5.7	-	8.2	1.0	2.1	5.7	
2. One to two hours	50.9	46.7	53.6	52.2	37.0	59.0	45.3	47.6	53.8	51.6	43.6	-	53.6	50.6	48.7	39.9	
3. Three to six hours	38.2	43.2	34.2	37.4	48.1	32.6	42.8	39.8	36.5	36.6	45.6	-	33.9	42.9	41.1	53.6	
4. Seven to 24 hours	4.4	5.1	4.1	4.6	4.4	2.5	4.9	5.8	3.4	5.2	3.2	-	3.3	5.5	6.4	-	
5. More than 24 hours	1.1	1.3	0.3	0.3	2.4	0.2	0.9	2.0	0.5	0.6	1.9	-	1.0	-	1.7	0.9	
<i>Item 2350 Subject A01f</i>	<i>N†</i>	<i>813</i>	<i>360</i>	<i>360</i>	<i>440</i>	<i>77</i>	<i>173</i>	<i>179</i>	<i>282</i>	<i>180</i>	<i>559</i>	<i>114</i>	<i>-</i>	<i>443</i>	<i>107</i>	<i>224</i>	<i>22</i>
B025: During the LAST MONTH, about how many marijuana cigarettes (joints, reefers), or the equivalent, did you smoke a day, on the average? (If you shared them with other people, count only the amount YOU smoked.)																	
1. None	40.5	33.4	53.6	42.8	29.9	39.3	36.7	38.5	48.5	46.9	30.9	-	46.3	43.1	27.8	40.1	
2. Less than 1 a day	30.0	36.5	24.7	34.2	14.8	33.4	34.8	23.8	31.7	31.3	24.7	-	29.6	38.5	29.8	14.9	
3. 1 a day	5.6	6.1	4.7	5.1	13.9	3.6	7.8	7.3	3.0	4.8	10.5	-	6.2	5.0	3.9	5.4	
4. 2-3 a day	13.3	11.8	9.4	9.4	21.5	16.3	11.8	16.9	6.4	9.4	12.2	-	12.1	4.8	18.3	18.4	
5. 4-6 a day	5.6	6.7	4.5	4.8	9.4	3.9	3.0	6.4	8.6	3.5	15.3	-	3.8	2.8	10.2	11.3	
6. 7-10 a day	1.8	1.8	1.6	2.2	-	2.6	0.8	1.9	1.8	1.7	0.5	-	0.1	3.3	3.6	9.0	
7. 11 or more a day	3.1	3.7	1.5	1.6	10.5	0.9	5.0	5.3	-	2.3	5.9	-	1.7	2.5	6.4	0.9	
<i>Item 2360 Subject A01d</i>	<i>N†</i>	<i>727</i>	<i>329</i>	<i>315</i>	<i>394</i>	<i>68</i>	<i>152</i>	<i>158</i>	<i>250</i>	<i>166</i>	<i>508</i>	<i>101</i>	<i>-</i>	<i>389</i>	<i>94</i>	<i>207</i>	<i>20</i>
B026: Do you know how much marijuana you have used (in ounces) during the LAST MONTH?																	
8. Don't know	19.1	16.2	23.8	18.7	25.0	25.4	15.5	18.1	18.1	19.5	14.2	-	21.0	16.9	15.4	20.6	
1. None	34.8	28.8	46.4	36.1	28.8	32.2	32.0	32.7	43.0	41.9	23.4	-	39.1	34.2	26.2	40.1	
2. Less than 1/2 ounce	14.7	17.1	11.1	15.2	7.1	15.2	13.5	12.1	19.3	15.0	11.6	-	14.5	22.2	13.7	-	
3. About 1/2 ounce	8.3	11.5	3.5	7.6	5.7	10.9	6.6	9.2	6.0	6.0	13.1	-	7.7	10.7	7.8	-	
4. About 1 ounce	8.8	9.2	6.8	9.5	5.1	7.9	14.7	7.9	5.2	6.6	16.0	-	6.1	9.7	12.9	18.4	
5. About 2 ounces	6.1	6.3	3.9	5.7	4.4	3.6	2.9	9.4	6.3	3.5	9.7	-	5.0	2.6	10.3	5.1	
6. 3 to 5 ounces	3.4	4.2	1.8	4.7	2.9	1.5	5.1	5.1	0.8	2.8	5.8	-	2.3	3.7	4.9	10.2	
7. 6 or more ounces	4.9	6.7	2.7	2.5	21.1	3.3	9.5	5.5	1.2	4.7	6.3	-	4.2	-	8.7	5.6	
<i>Item 2370 Subject A01d</i>	<i>N†</i>	<i>730</i>	<i>331</i>	<i>316</i>	<i>400</i>	<i>68</i>	<i>153</i>	<i>158</i>	<i>256</i>	<i>164</i>	<i>509</i>	<i>101</i>	<i>-</i>	<i>392</i>	<i>93</i>	<i>207</i>	<i>20</i>

†=excludes respondents for whom question was inappropriate.

QUESTIONNAIRE FORM 1 2010	TOTAL	SEX		RACE		REGION				COLLEGE PLANS?		ILLICIT DRUG USE: LIFETIME				
		M	F	White	Black	NE	NC	S	W	Yes	No	None	Mari- juana Only	Few Pills	More Pills	Any Her- oin
<i>N (Weighted No. of Cases):</i> <i>% of Weighted Total:</i>	2521 100.0	1043 41.4	1232 48.9	1352 53.6	289 11.5	483 19.2	551 21.8	947 37.6	540 21.4	1843 73.1	317 12.6	1234 48.9	610 24.2	191 7.6	311 12.3	24 0.9
B027: Have you ever tried to stop using marijuana or hashish and found that you couldn't stop?																
1. Yes	9.4	9.7	6.5	5.8	20.7	11.1	8.3	10.7	6.9	6.2	14.5	-	6.2	5.4	17.7	17.1
2. No	90.6	90.3	93.5	94.2	79.3	88.9	91.7	89.3	93.1	93.8	85.5	-	93.8	94.6	82.3	82.9
<i>Item 2380 Subject A01i</i>	<i>N†</i> 804	357	358	439	78	171	177	280	176	556	114	-	440	106	221	22
B028: Thinking back over your whole life, has there ever been a period when you used marijuana or hashish on a daily, or almost daily, basis for at least a month?																
1. No—GO TO Q.B032	84.7	82.7	88.6	85.7	87.1	84.0	85.3	85.3	83.6	87.7	78.1	100.0	78.9	75.8	45.8	22.1
2. Yes	15.3	17.3	11.4	14.3	12.9	16.0	14.7	14.7	16.4	12.3	21.9	-	21.1	24.2	54.2	77.9
<i>Item 21180 Subject A01a</i>	<i>N</i> 2359	1002	1198	1311	272	449	531	863	516	1782	303	1188	601	186	302	24
B029: How old were you when you first smoked marijuana or hashish that frequently?																
1. Grade 6 or earlier	8.9	5.9	7.9	4.6	7.6	8.3	9.0	10.0	7.3	6.0	8.0	-	7.4	3.9	11.2	17.6
2. Grade 7 or 8	21.6	20.2	26.7	24.4	23.4	21.1	23.4	21.2	21.1	19.4	29.1	-	16.9	19.7	28.3	16.6
3. Grade 9 (Freshman)	26.0	27.3	27.4	26.7	28.2	28.3	23.6	25.4	27.5	28.0	28.3	-	26.1	24.4	23.6	44.9
4. Grade 10 (Sophomore)	19.7	17.7	19.7	19.8	12.5	16.3	17.7	18.7	26.9	19.9	17.1	-	23.6	9.7	20.1	11.3
5. Grade 11 (Junior)	15.6	18.6	13.3	18.9	10.9	19.1	20.2	13.5	11.3	19.2	10.4	-	16.9	22.4	13.1	9.6
6. Grade 12 (Senior)	8.2	10.4	5.1	5.7	17.5	6.9	6.2	11.2	6.0	7.5	7.1	-	9.1	19.9	3.7	-
<i>Item 21190 Subject A01g</i>	<i>N†</i> 422	199	160	211	44	84	88	160	89	256	75	-	167	54	170	18
B030: How recently did you use marijuana or hashish on a daily, or almost daily, basis for at least a month?																
1. During the past month	32.5	29.5	25.5	29.7	48.8	33.4	33.9	40.1	16.8	26.0	30.0	-	33.4	27.8	31.8	30.5
2. 2 months ago	6.2	4.9	5.5	5.0	6.8	2.6	6.9	8.0	5.7	4.0	7.1	-	7.7	15.7	2.7	3.5
3. 3 to 9 months ago	13.5	15.7	14.4	12.9	14.5	18.5	14.1	11.9	11.2	15.0	11.8	-	14.5	15.7	12.8	6.7
4. About 1 year ago	18.3	20.4	19.8	21.1	2.1	19.5	19.9	8.3	33.6	23.8	17.2	-	16.0	19.7	20.2	19.8
5. About 2 years ago	17.5	19.3	17.4	19.5	16.5	19.9	14.3	14.8	23.3	18.5	18.6	-	17.6	12.0	20.0	13.1
6. 3 or more years ago	11.9	10.2	17.6	11.7	11.2	6.2	11.0	16.8	9.4	12.7	15.4	-	10.8	9.1	12.5	26.5
<i>Item 21200 Subject A01a</i>	<i>N†</i> 409	193	152	203	44	79	88	154	87	246	75	-	158	51	169	18
B031: Over your whole lifetime, during how many months have you used marijuana or hashish on a daily or near-daily basis?																
1. Less than 3 months	35.1	31.9	42.1	32.1	34.8	38.4	35.7	33.3	35.0	39.9	27.0	-	45.4	45.7	23.0	9.6
2. 3 to 9 months	18.8	20.9	13.8	15.8	27.5	23.5	15.2	18.1	19.4	15.1	22.2	-	25.0	13.1	16.3	8.9
3. About 1 year	9.4	10.5	7.9	8.9	9.0	9.4	8.9	9.4	9.8	10.5	8.5	-	7.2	10.4	11.8	2.1
4. About 1 and 1/2 years	8.7	7.6	10.5	10.3	1.0	7.1	5.1	8.1	14.8	10.1	8.0	-	5.3	9.9	11.0	6.0
5. About 2 years	12.3	13.4	10.7	18.3	3.8	6.9	21.5	10.9	10.9	12.2	12.2	-	8.6	8.5	16.6	26.7
6. About 3 to 5 years	11.5	11.0	11.7	14.4	2.1	14.6	8.2	13.8	7.7	8.6	16.8	-	5.9	10.5	14.4	45.6
7. 6 to 9 years	1.9	1.5	2.4	-	7.0	-	4.1	1.9	1.6	1.1	3.6	-	1.2	1.9	3.0	-
8. 10 or more years	2.2	3.3	0.9	0.3	14.8	0.2	1.2	4.6	0.8	2.3	1.7	-	1.4	-	4.0	1.0
<i>Item 21210 Subject A01a</i>	<i>N†</i> 413	193	156	208	44	80	87	158	88	248	75	-	161	51	167	18
B032: Do you think you will be using marijuana or hashish five years from now?																
1. I definitely will	5.2	6.7	2.7	4.3	7.1	5.2	4.5	5.9	4.8	3.3	11.3	0.5	6.9	7.8	16.9	39.1
2. I probably will	11.8	12.0	10.5	11.3	9.7	17.3	13.0	8.6	11.2	10.4	15.1	1.7	20.1	21.6	28.5	15.2
3. I probably will not	19.4	19.5	18.6	19.2	11.9	22.2	20.0	16.5	21.4	19.5	14.2	9.3	33.9	29.1	23.9	32.0
4. I definitely will not	63.6	61.8	68.3	65.2	71.4	55.4	62.4	69.1	62.6	66.9	59.5	88.5	39.1	41.4	30.7	13.7
<i>Item 2390 Subject A04a</i>	<i>N</i> 2385	1020	1206	1322	283	447	529	888	519	1804	307	1212	603	184	300	24
The next questions are about LSD, the hallucinogenic drug which is sometimes called "acid".																
B033: On how many occasions (if any) have you taken LSD . . .																

†=excludes respondents for whom question was inappropriate.

DESCRIPTIVE RESULTS: 2010

65

QUESTIONNAIRE FORM 1 2010	TOTAL	SEX		RACE		REGION				COLLEGE PLANS?		ILLCIT DRUG USE: LIFETIME					
		M	F	White	Black	NE	NC	S	W	Yes	No	None	Mari- juana Only	Few Pills	More Pills	Any Her- oin	
<i>N (Weighted No. of Cases):</i>	2521	1043	1232	1352	289	483	551	947	540	1843	317	1234	610	191	311	24	
<i>% of Weighted Total:</i>	100.0	41.4	48.9	53.6	11.5	19.2	21.8	37.6	21.4	73.1	12.6	48.9	24.2	7.6	12.3	0.9	
B033A: . . . in your lifetime?																	
1. 0 occasions	95.9	95.3	97.3	95.0	99.9	94.5	95.0	97.2	95.8	96.9	94.9	100.0	100.0	90.2	78.9	34.5	
2. 1-2	2.4	2.7	1.8	3.2	-	3.8	2.5	1.7	2.4	2.0	2.4	-	-	9.8	10.4	35.6	
3. 3-5	0.8	0.7	0.6	1.0	-	0.7	1.5	0.5	0.8	0.7	0.7	-	-	-	5.9	7.0	
4. 6-9	0.3	0.5	0.1	0.4	-	0.4	0.6	0.1	0.1	0.2	0.4	-	-	-	1.1	12.8	
5. 10-19	0.2	-	0.1	0.1	-	0.5	-	0.3	0.2	-	0.7	-	-	-	1.5	4.6	
6. 20-39	0.1	0.3	-	-	-	-	-	-	0.5	0.1	-	-	-	-	0.9	-	
7. 40 or more	0.2	0.5	*	0.3	0.1	0.1	0.5	0.2	0.2	0.1	0.9	-	-	-	1.4	5.5	
<i>Item 890 Subject A01a</i>	<i>N</i>	2343	1002	1185	1312	275	440	525	861	517	1783	296	1208	589	182	301	23
B033B: . . . during the last 12 months?																	
1. 0 occasions	97.2	96.4	98.4	96.4	99.9	96.3	95.9	98.0	97.9	97.9	96.0	100.0	100.0	93.4	84.3	65.5	
2. 1-2	2.0	2.4	1.2	2.6	-	2.9	2.5	1.4	1.5	1.5	1.9	-	-	6.6	10.5	13.4	
3. 3-5	0.4	0.7	0.2	0.5	-	0.3	0.9	0.2	0.3	0.4	0.6	-	-	-	2.5	8.6	
4. 6-9	0.2	0.2	0.1	0.1	-	0.2	0.2	0.1	0.3	0.1	0.5	-	-	-	1.2	5.2	
5. 10-19	0.1	0.1	0.1	0.2	-	0.2	0.2	0.1	-	-	0.7	-	-	-	0.6	4.9	
6. 20-39	*	*	-	-	0.1	*	-	-	-	-	0.1	-	-	-	-	0.9	
7. 40 or more	0.1	0.2	*	0.2	-	*	0.3	0.1	0.1	0.1	0.4	-	-	-	0.9	1.4	
<i>Item 900 Subject A01b</i>	<i>N</i>	2340	1002	1182	1310	276	441	525	859	515	1781	295	1208	590	182	298	21
B033C: . . . during the last 30 days?																	
1. 0 occasions	99.0	98.8	99.5	98.8	99.8	99.2	98.2	99.1	99.3	99.4	97.9	100.0	100.0	98.5	94.2	81.7	
2. 1-2	0.6	0.7	0.3	0.8	0.2	0.4	0.9	0.5	0.4	0.4	0.3	-	-	1.5	3.2	5.9	
3. 3-5	0.2	0.2	0.1	0.1	-	-	0.3	0.2	0.2	*	1.4	-	-	-	1.2	6.3	
4. 6-9	0.1	*	0.1	0.1	-	0.3	0.2	-	-	0.1	-	-	-	-	0.4	5.2	
5. 10-19	*	*	-	-	0.1	*	-	-	-	-	0.1	-	-	-	-	0.9	
6. 20-39	-	-	-	-	-	-	-	-	-	-	-	-	-	-	-	-	
7. 40 or more	0.1	0.2	*	0.2	-	*	0.4	0.1	-	0.1	0.4	-	-	-	1.1	-	
<i>Item 910 Subject A01c</i>	<i>N</i>	2341	1002	1182	1310	277	441	525	860	515	1781	295	1208	590	182	299	21
IF YOU HAVE NOT TAKEN LSD IN THE LAST TWELVE MONTHS, GO TO Q.B041.																	
B034: When you used LSD during the last year, how often did you use it in each of the following situations?																	
B034A: When you were alone																	
1. Not at all	79.6	78.5	93.6	81.6	-	76.8	79.5	81.1	81.4	90.0	68.3	-	-	93.8	77.8	69.2	
2. A few of the times	6.4	9.7	0.9	7.1	-	19.2	6.4	-	-	1.2	-	-	-	6.2	5.1	13.4	
3. Some of the times	4.1	3.5	5.5	3.2	-	2.9	5.0	2.2	7.1	5.7	-	-	-	-	3.6	12.1	
4. Most of the times	3.1	0.8	-	3.8	-	-	-	9.2	2.6	0.7	-	-	-	-	3.9	3.2	
5. Every time	6.8	7.5	-	4.2	-	1.2	9.1	7.6	8.9	2.4	31.7	-	-	-	9.6	2.1	
<i>Item 2400 Subject A05a</i>	<i>N†</i>	68	35	20	48	-	16	22	20	11	41	8	-	-	13	47	9
B034B: With just 1 or 2 other people																	
1. Not at all	18.8	17.8	16.1	13.0	-	22.3	18.3	20.0	12.5	22.1	11.7	-	-	40.5	15.9	-	
2. A few of the times	32.2	34.5	27.1	32.0	-	40.3	27.6	38.3	18.9	28.0	32.2	-	-	38.4	28.4	44.3	
3. Some of the times	13.2	9.1	26.0	13.6	-	10.1	5.4	7.4	41.3	18.1	12.4	-	-	-	14.8	23.6	
4. Most of the times	8.7	6.8	8.1	12.3	-	7.9	13.6	9.2	-	4.1	13.9	-	-	-	10.1	13.4	
5. Every time	27.2	31.8	22.7	29.1	-	19.4	35.1	25.1	27.3	27.7	29.9	-	-	21.1	30.8	18.7	
<i>Item 2410 Subject A05b</i>	<i>N†</i>	68	35	20	47	-	16	21	20	12	40	8	-	-	12	46	9
B034C: At a party																	
1. Not at all	47.6	44.6	48.2	49.2	-	68.6	34.6	30.1	73.6	43.9	44.8	-	-	55.6	46.9	40.5	
2. A few of the times	20.8	23.4	24.1	18.8	-	26.2	18.8	30.2	-	23.1	11.5	-	-	44.4	14.6	20.0	
3. Some of the times	7.2	1.3	14.4	7.1	-	2.9	11.0	10.6	-	8.4	-	-	-	-	8.1	12.1	
4. Most of the times	6.2	3.6	5.2	7.1	-	-	2.4	14.4	7.1	3.2	12.4	-	-	-	6.8	11.5	
5. Every time	18.3	27.2	8.1	17.9	-	2.4	33.2	14.7	19.3	21.5	31.3	-	-	-	23.7	15.9	
<i>Item 2420 Subject A05c</i>	<i>N†</i>	67	35	20	47	-	16	21	20	11	40	8	-	-	12	46	9
B034D: When your date or spouse was present																	
1. Not at all	74.2	86.8	53.7	71.8	-	70.7	77.3	73.4	74.6	79.1	80.0	-	-	91.0	71.3	65.8	
2. A few of the times	10.6	2.6	17.1	9.4	-	17.0	9.9	12.4	-	4.2	-	-	-	-	11.5	20.0	
3. Some of the times	7.9	3.0	20.5	10.7	-	4.1	5.5	3.2	25.4	12.6	-	-	-	-	9.1	12.1	
4. Most of the times	0.7	1.4	-	1.0	-	-	2.4	-	-	1.2	-	-	-	-	1.1	-	
5. Every time	6.7	6.2	8.7	7.0	-	8.3	4.8	11.0	-	2.9	20.0	-	-	9.0	6.9	2.1	
<i>Item 2430 Subject A05b</i>	<i>N†</i>	67	35	21	47	-	16	20	20	11	40	8	-	-	12	46	9

*=less than .05 percent. †=excludes respondents for whom question was inappropriate.

QUESTIONNAIRE FORM 1 2010	TOTAL	SEX		RACE		REGION				COLLEGE PLANS?		ILLCIT DRUG USE: LIFETIME				
		M	F	White	Black	NE	NC	S	W	Yes	No	None	Mari- juana Only	Few Pills	More Pills	Any Her- oin
<i>N (Weighted No. of Cases):</i>	2521	1043	1232	1352	289	483	551	947	540	1843	317	1234	610	191	311	24
<i>% of Weighted Total:</i>	100.0	41.4	48.9	53.6	11.5	19.2	21.8	37.6	21.4	73.1	12.6	48.9	24.2	7.6	12.3	0.9
B034E: When people over age 30 were present																
1. Not at all	82.5	75.4	93.6	85.3	-	83.6	77.4	88.0	80.7	84.9	66.0	-	-	100.0	77.6	82.6
2. A few of the times	4.2	5.3	0.9	3.9	-	12.3	4.5	-	-	2.3	-	-	-	-	6.3	-
3. Some of the times	5.4	5.9	5.5	6.7	-	2.9	13.4	2.2	-	5.1	13.9	-	-	-	5.6	12.1
4. Most of the times	3.8	7.3	-	0.9	-	-	-	2.2	19.3	6.4	-	-	-	-	5.1	3.2
5. Every time	4.0	6.2	-	3.2	-	1.2	4.7	7.6	-	1.2	20.0	-	-	-	5.5	2.1
<i>Item 2440 Subject A05b</i>	<i>N†</i>	67	35	20	48	-	16	21	20	40	8	-	-	13	45	9
B034F: During the daytime (before 4:00 p.m.)																
1. Not at all	62.2	59.5	70.2	68.3	-	72.7	62.5	73.9	25.8	61.9	44.9	-	-	100.0	52.5	58.3
2. A few of the times	21.6	26.6	9.0	15.0	-	22.0	20.4	14.1	36.4	20.3	23.3	-	-	-	27.0	24.3
3. Some of the times	8.6	3.4	20.9	10.3	-	4.1	7.4	2.2	28.9	12.8	-	-	-	-	9.7	15.3
4. Most of the times	0.6	1.2	-	0.9	-	-	-	2.2	-	1.1	-	-	-	-	0.9	-
5. Every time	7.0	9.3	-	5.5	-	1.2	9.7	7.6	8.9	3.9	31.7	-	-	-	9.9	2.1
<i>Item 2450 Subject A05c</i>	<i>N†</i>	68	35	20	48	-	16	21	20	41	8	-	-	13	46	9
B034G: At your home (or apartment or dorm)																
1. Not at all	58.2	57.9	72.7	62.4	-	51.0	53.9	66.5	61.1	72.8	33.7	-	-	100.0	52.7	29.2
2. A few of the times	20.6	20.5	15.8	15.9	-	23.2	29.0	9.2	22.0	10.9	23.3	-	-	-	26.3	20.0
3. Some of the times	4.8	4.7	5.5	4.6	-	2.9	5.4	5.4	5.4	6.8	-	-	-	-	3.3	18.7
4. Most of the times	6.2	6.6	-	8.7	-	6.0	4.6	11.4	-	3.4	11.2	-	-	-	9.1	-
5. Every time	10.2	10.4	6.1	8.4	-	16.9	7.1	7.6	11.5	6.1	31.7	-	-	-	8.6	32.1
<i>Item 2460 Subject A05c</i>	<i>N†</i>	67	35	20	47	-	16	21	20	41	8	-	-	12	46	9
B034H: At school																
1. Not at all	83.9	80.1	90.4	84.5	-	89.7	82.6	75.8	92.9	84.6	80.0	-	-	100.0	80.6	78.8
2. A few of the times	7.6	10.3	3.2	9.0	-	5.1	7.0	14.4	-	8.4	-	-	-	-	9.8	7.0
3. Some of the times	3.8	3.5	6.4	3.3	-	4.1	5.5	-	7.1	5.8	-	-	-	-	3.1	12.1
4. Most of the times	-	-	-	-	-	-	-	-	-	-	-	-	-	-	-	-
5. Every time	4.7	6.2	-	3.2	-	1.2	4.8	9.8	-	1.2	20.0	-	-	-	6.4	2.1
<i>Item 2470 Subject A05c</i>	<i>N†</i>	67	35	20	47	-	16	20	20	40	8	-	-	12	45	9
B034I: In a car																
1. Not at all	63.4	58.5	63.1	65.5	-	74.7	59.8	73.6	36.9	63.9	59.3	-	-	87.6	60.2	44.9
2. A few of the times	17.8	28.4	4.0	12.7	-	14.1	16.7	12.1	35.2	13.9	20.6	-	-	4.1	20.0	27.0
3. Some of the times	2.9	1.3	5.4	3.2	-	2.9	5.2	2.2	-	3.8	-	-	-	-	1.9	12.1
4. Most of the times	1.1	2.1	-	1.6	-	-	3.6	-	-	1.9	-	-	-	-	1.6	-
5. Every time	14.7	9.7	27.5	17.0	-	8.3	14.7	12.2	27.9	16.6	20.0	-	-	8.4	16.3	15.9
<i>Item 2490 Subject A05c</i>	<i>N†</i>	68	35	21	48	-	16	21	20	41	8	-	-	13	46	9
B035: How many of the times when you used LSD during the last year did you use it along with each of the following drugs—that is, so that their effects overlapped?																
B035A: With alcohol																
1. Not at all	53.3	43.6	68.7	53.9	-	67.4	47.0	42.1	65.6	56.8	25.7	-	-	62.8	53.5	40.5
2. A few of the times	19.4	18.2	13.6	18.6	-	21.1	4.6	39.2	8.9	20.5	-	-	-	37.2	18.7	-
3. Some of the times	9.5	6.8	16.7	10.9	-	7.9	13.8	7.9	6.2	8.6	14.9	-	-	-	4.8	43.6
4. Most of the times	2.7	5.1	-	2.1	-	-	4.7	-	8.2	2.0	13.5	-	-	-	4.0	-
5. Every time	15.1	26.4	0.9	14.4	-	3.6	29.9	10.8	11.1	12.0	45.9	-	-	-	18.9	15.9
<i>Item 2500 Subject A01h</i>	<i>N†</i>	64	34	20	46	-	16	20	19	39	7	-	-	11	43	9
B035B: With marijuana																
1. Not at all	24.8	20.0	32.1	25.8	-	56.4	21.7	15.1	3.7	27.2	-	-	-	48.4	19.8	20.4
2. A few of the times	13.4	13.5	21.5	10.2	-	16.4	2.4	27.3	5.8	14.9	12.2	-	-	29.3	6.6	26.6
3. Some of the times	10.3	2.8	18.0	13.9	-	-	16.0	18.2	-	8.8	13.1	-	-	8.6	8.0	23.6
4. Most of the times	4.0	5.2	-	2.1	-	5.4	4.6	-	7.7	2.2	-	-	-	-	5.8	-
5. Every time	47.5	58.5	28.4	48.0	-	21.8	55.2	39.5	82.7	47.0	74.8	-	-	13.7	59.8	29.3
<i>Item 2510 Subject A01h</i>	<i>N†</i>	63	33	18	44	-	14	20	18	36	8	-	-	11	43	9

†=excludes respondents for whom question was inappropriate.

DESCRIPTIVE RESULTS: 2010

67

QUESTIONNAIRE FORM 1 2010	TOTAL	SEX		RACE		REGION				COLLEGE PLANS?		ILLICIT DRUG USE: LIFETIME				
		M	F	White	Black	NE	NC	S	W	Yes	No	None	Mari- juana Only	Few Pills	More Pills	Any Her- oin
<i>N (Weighted No. of Cases):</i> <i>% of Weighted Total:</i>	2521 100.0	1043 41.4	1232 48.9	1352 53.6	289 11.5	483 19.2	551 21.8	947 37.6	540 21.4	1843 73.1	317 12.6	1234 48.9	610 24.2	191 7.6	311 12.3	24 0.9
B036: What have been the most important reasons for your taking LSD? (Mark all that apply.)																
A. To experiment—to see what it's like	86.2	87.7	91.5	90.4	-	81.6	81.2	92.5	91.2	91.6	83.8	-	-	80.3	89.6	91.3
B. To relax or relieve tension	20.7	13.6	22.0	21.3	-	5.1	28.2	25.4	19.4	18.0	24.2	-	-	7.4	22.6	28.9
C. To feel good or get high	41.7	53.6	29.3	47.1	-	2.4	59.3	45.3	54.3	41.7	73.7	-	-	11.9	48.8	46.5
D. To seek deeper insights and understanding	35.6	46.6	20.9	39.3	-	16.4	44.3	36.8	42.7	37.8	57.6	-	-	12.2	42.6	40.9
E. To have a good time with my friends	36.1	38.8	35.8	40.5	-	13.4	47.4	37.5	42.3	39.1	45.9	-	-	20.7	36.8	44.4
F. To fit in with a group I like	10.3	3.0	22.0	11.3	-	15.4	9.9	10.7	3.8	5.4	24.8	-	-	17.6	2.7	23.6
G. To get away from my problems or troubles	7.0	6.7	5.3	5.5	-	1.2	7.2	5.4	17.0	5.4	26.4	-	-	-	5.5	20.8
H. Because of boredom, nothing else to do	18.2	17.9	20.0	22.1	-	11.9	20.2	24.0	13.4	19.8	14.7	-	-	-	19.1	37.8
I. Because of anger or frustration	8.6	6.2	5.3	9.3	-	-	7.2	16.9	8.8	5.4	12.5	-	-	3.5	7.3	18.7
J. To get through the day	8.9	5.2	5.3	8.3	-	-	5.0	17.0	14.4	3.4	29.5	-	-	-	9.4	15.3
K. To increase the effects of some other drug(s)	17.5	16.2	13.3	15.5	-	-	14.5	19.6	42.0	19.2	24.2	-	-	-	19.0	32.6
L. To decrease (offset) the effects of some other drug(s)	3.8	3.0	5.3	4.5	-	-	5.0	5.4	3.8	2.7	12.5	-	-	-	2.3	12.1
M. Because I am "hooked"—I have to have it	5.1	4.3	5.3	4.5	-	-	7.2	7.7	3.8	2.7	17.8	-	-	-	4.3	12.1
<i>Item 2520-2640 Subject A06a</i>	<i>N†</i> 69	35	21	48	-	16	22	20	12	41	8	-	-	12	46	9
B037: When you take LSD, how high do you usually get?																
1. Not at all high	2.4	2.0	2.2	-	-	-	-	5.6	4.0	-	-	-	-	8.9	-	-
2. A little high	7.2	13.6	-	6.3	-	-	5.5	5.1	23.2	9.9	9.8	-	-	-	10.7	-
3. Moderately high	24.0	22.2	40.4	33.8	-	22.3	24.0	20.4	32.7	26.1	23.6	-	-	22.1	19.5	50.6
4. Very high	66.5	62.2	57.3	59.9	-	77.7	70.5	68.9	40.1	64.1	66.6	-	-	69.0	69.9	49.4
<i>Item 2650 Subject A01e</i>	<i>N†</i> 67	35	21	47	-	16	20	20	12	41	8	-	-	13	45	9
B038: When you take LSD, how long do you usually stay high?																
1. Usually don't get high	2.3	2.0	2.1	-	-	-	-	5.6	3.4	-	-	-	-	8.6	-	-
2. Two hours or less	6.3	2.2	13.8	8.5	-	1.2	7.8	-	19.6	4.6	17.9	-	-	10.1	6.6	-
3. Three to six hours	23.1	29.8	19.7	26.2	-	15.4	37.7	25.4	6.2	22.1	29.0	-	-	35.5	20.5	20.0
4. Seven to 24 hours	59.0	57.6	52.9	57.0	-	82.1	41.9	54.7	64.8	62.6	36.7	-	-	38.5	61.6	77.9
5. More than 24 hours	9.3	8.4	11.6	8.3	-	1.2	12.7	14.3	5.9	10.8	16.5	-	-	7.4	11.3	2.1
<i>Item 2660 Subject A01f</i>	<i>N†</i> 70	35	22	50	-	16	21	20	13	41	10	-	-	13	47	9
B039: Have you ever had a "bad trip" on LSD?																
1. No	63.3	66.7	68.2	67.2	-	54.3	68.4	57.1	76.3	59.0	68.9	-	-	65.4	65.8	40.9
2. Yes, once	29.6	28.8	31.0	32.8	-	37.7	26.9	40.8	5.9	36.4	19.6	-	-	31.1	26.2	50.4
3. Yes, more than once	7.1	4.5	0.8	-	-	8.0	4.7	2.0	17.8	4.6	11.4	-	-	3.4	8.0	8.7
<i>Item 2670 Subject A01k</i>	<i>N†</i> 72	35	23	49	-	16	21	22	13	41	10	-	-	13	49	9
B040: Have you ever tried to stop using LSD and found that you couldn't stop?																
1. Yes	2.0	4.0	-	-	-	-	-	-	12.1	3.5	-	-	-	-	1.7	6.6
2. No	98.0	96.0	100.0	100.0	-	100.0	100.0	100.0	87.9	96.5	100.0	-	-	100.0	98.3	93.4
<i>Item 2680 Subject A01i</i>	<i>N†</i> 69	35	21	47	-	16	20	21	12	40	8	-	-	12	46	9
B041: Do you think you will be using LSD five years from now?																
1. I definitely will	1.0	0.8	0.7	0.8	0.3	1.4	0.3	1.1	1.2	0.5	1.6	0.3	1.1	1.2	4.0	5.7
2. I probably will	1.6	1.3	1.5	1.4	1.1	3.2	1.7	0.6	1.7	1.4	1.4	*	0.6	0.9	8.2	22.4
3. I probably will not	7.1	8.9	5.2	7.5	3.2	8.2	7.3	4.9	9.8	6.7	6.4	2.2	6.9	14.4	22.9	35.3
4. I definitely will not	90.3	89.0	92.6	90.4	95.4	87.2	90.7	93.4	87.3	91.3	90.6	97.5	91.4	83.5	64.9	36.6
<i>Item 2690 Subject A04a</i>	<i>N</i> 2208	923	1150	1239	258	412	492	816	488	1715	269	1184	517	172	265	19
The next questions are about HALLUCINOGENS OTHER THAN LSD. This group would include the following drugs: Mescaline, Peyote, "Shrooms" or Psilocybin, PCP.																

*=less than .05 percent. †=excludes respondents for whom question was inappropriate.

QUESTIONNAIRE FORM 1 2010	TOTAL	SEX		RACE		REGION				COLLEGE PLANS?		ILLICIT DRUG USE: LIFETIME				
		M	F	White	Black	NE	NC	S	W	Yes	No	None	Mari- juana Only	Few Pills	More Pills	Any Her- oin
<i>N (Weighted No. of Cases):</i>	2521	1043	1232	1352	289	483	551	947	540	1843	317	1234	610	191	311	24
<i>% of Weighted Total:</i>	100.0	41.4	48.9	53.6	11.5	19.2	21.8	37.6	21.4	73.1	12.6	48.9	24.2	7.6	12.3	0.9
B042: On how many occasions (if any) have you taken hallucinogens other than LSD . . .																
B042A: . . . in your lifetime?																
1. 0 occasions	92.2	90.7	94.6	90.9	97.8	92.0	92.7	93.5	89.5	93.6	89.7	100.0	100.0	74.9	61.0	18.8
2. 1-2	4.2	5.0	3.1	5.4	0.6	5.1	4.5	3.4	4.5	3.6	5.8	-	-	25.1	14.4	38.6
3. 3-5	1.5	2.1	0.7	1.8	0.5	1.8	0.8	0.8	3.0	1.1	2.3	-	-	-	10.3	12.9
4. 6-9	0.8	0.6	0.8	0.7	-	0.6	0.4	1.1	1.0	0.8	0.8	-	-	-	5.4	13.2
5. 10-19	0.5	0.5	0.3	0.6	-	0.3	0.5	0.3	0.9	0.4	-	-	-	-	3.4	2.6
6. 20-39	0.3	0.4	0.2	0.4	-	-	0.3	0.4	0.3	0.2	0.6	-	-	-	1.4	8.5
7. 40 or more	0.6	0.7	0.2	0.3	1.1	0.3	0.8	0.5	0.8	0.4	0.8	-	-	-	4.1	5.4
<i>Item 920 Subject A01a</i>	<i>N</i> 2300	988	1181	1303	268	430	518	841	511	1777	291	1203	554	180	298	24
B042B: . . . during the last 12 months?																
1. 0 occasions	95.3	94.0	97.1	94.4	97.9	95.3	94.9	96.8	93.2	96.3	92.0	100.0	100.0	88.4	74.2	54.5
2. 1-2	2.9	4.0	1.7	3.9	1.0	3.7	3.2	1.7	4.1	2.2	5.8	-	-	11.6	14.5	15.7
3. 3-5	0.7	1.1	0.4	0.7	-	0.5	0.5	0.7	1.1	0.7	0.7	-	-	-	4.4	14.6
4. 6-9	0.3	0.3	0.3	0.5	-	0.1	0.4	0.1	0.8	0.3	0.4	-	-	-	2.0	4.7
5. 10-19	0.2	0.1	0.1	0.2	-	0.2	0.3	0.1	-	0.1	-	-	-	-	0.9	4.1
6. 20-39	0.2	0.2	0.3	0.2	0.9	*	0.5	0.1	0.3	0.1	0.7	-	-	-	1.4	5.2
7. 40 or more	0.3	0.4	-	0.1	0.2	0.2	0.1	0.5	0.5	0.2	0.4	-	-	-	2.6	1.2
<i>Item 930 Subject A01b</i>	<i>N</i> 2301	988	1180	1302	268	431	518	840	511	1779	291	1204	555	180	296	24
B042C: . . . during the last 30 days?																
1. 0 occasions	98.2	97.6	99.1	98.1	98.8	98.6	98.1	98.5	97.6	98.7	96.8	100.0	100.0	97.6	89.1	82.2
2. 1-2	1.0	1.6	0.4	1.3	0.2	0.9	0.5	0.7	1.9	0.7	2.1	-	-	2.4	5.9	2.6
3. 3-5	0.2	0.4	0.1	0.3	-	-	0.3	0.3	0.1	0.2	0.7	-	-	-	0.9	8.5
4. 6-9	0.1	*	0.1	0.1	-	0.3	0.2	-	-	0.1	-	-	-	-	0.4	4.7
5. 10-19	0.3	0.3	0.3	0.2	0.9	*	0.8	-	0.4	0.4	0.1	-	-	-	2.1	2.0
6. 20-39	-	-	-	-	-	-	-	-	-	-	-	-	-	-	-	-
7. 40 or more	0.2	0.1	-	0.1	0.2	0.2	-	0.5	-	-	0.4	-	-	-	1.6	-
<i>Item 940 Subject A01c</i>	<i>N</i> 2300	988	1180	1301	268	431	517	840	511	1778	291	1204	555	180	296	24
IF YOU HAVE NOT TAKEN ANY HALLUCINOGENS OTHER THAN LSD IN THE LAST TWELVE MONTHS, GO TO Q.B046.																
B043: When you take hallucinogens other than LSD, how high do you usually get?																
1. Not at all high	5.1	3.4	8.7	3.3	13.7	-	4.3	12.7	1.9	4.1	5.9	-	-	8.9	3.5	10.3
2. A little high	10.0	8.6	16.2	11.5	-	10.3	6.2	3.1	19.0	10.8	11.4	-	-	14.9	10.1	-
3. Moderately high	26.8	29.4	31.2	32.8	12.9	24.3	27.4	22.6	31.7	29.6	25.1	-	-	15.9	26.6	50.2
4. Very high	58.0	58.6	43.9	52.4	73.4	65.4	62.2	61.6	47.5	55.5	57.6	-	-	60.4	59.9	39.5
<i>Item 2700 Subject A01e</i>	<i>N†</i> 110	60	36	74	6	19	26	31	34	67	23	-	-	21	78	11
B044: When you take hallucinogens other than LSD, how long do you usually stay high?																
1. Usually don't get high	7.3	3.9	13.3	5.7	13.7	-	6.1	12.7	7.6	7.8	5.9	-	-	18.4	4.0	10.3
2. One to two hours	11.9	15.3	8.2	14.7	15.2	16.9	13.1	9.4	10.6	15.6	12.1	-	-	8.9	14.3	-
3. Three to six hours	46.6	50.9	45.7	53.5	4.5	54.4	51.6	35.4	48.7	44.5	63.0	-	-	47.0	48.7	30.7
4. Seven to 24 hours	28.2	26.8	27.0	24.7	21.7	22.8	19.3	35.6	31.5	27.9	13.8	-	-	25.7	25.8	51.6
5. More than 24 hours	5.8	3.1	5.8	1.4	44.9	5.9	10.0	6.9	1.7	4.1	5.3	-	-	-	7.2	7.4
<i>Item 2710 Subject A01f</i>	<i>N†</i> 111	60	37	74	6	19	26	31	35	67	23	-	-	21	79	11
B045: What hallucinogens other than LSD have you taken during the last year? (Mark all that apply.)																
A. Mescaline	15.0	11.2	16.7	10.8	3.4	5.9	6.1	25.3	18.2	14.6	13.2	-	-	-	14.2	48.1
B. Peyote	15.7	14.0	14.7	11.6	3.4	14.6	6.1	11.1	27.2	16.7	5.3	-	-	3.4	15.1	39.0
C. "Shrooms" or Psilocybin	78.2	80.5	71.9	82.0	61.2	95.9	63.1	70.5	86.1	77.1	92.2	-	-	62.7	79.5	100.0
D. PCP	22.0	18.4	26.4	17.4	42.2	21.0	34.6	21.7	13.5	24.6	13.2	-	-	10.0	19.0	61.8
E. Concentrated THC	23.5	25.8	19.1	20.1	28.6	16.1	26.6	22.6	26.0	26.8	15.9	-	-	3.0	27.8	29.4
F. Other	33.5	37.7	25.6	30.7	42.2	27.5	39.2	36.4	30.3	39.8	16.7	-	-	29.0	35.6	23.8
G. Don't know the names of some I have used	15.9	9.4	23.9	9.9	38.8	4.9	21.0	27.3	8.8	15.8	4.5	-	-	-	19.3	15.0
<i>Item 2720-2780 Subject A01i</i>	<i>N†</i> 109	59	36	74	5	19	26	28	35	66	23	-	-	19	79	11

* = less than .05 percent. † = excludes respondents for whom question was inappropriate.

DESCRIPTIVE RESULTS: 2010

69

QUESTIONNAIRE FORM 1 2010	TOTAL	SEX		RACE		REGION				COLLEGE PLANS?		ILLICIT DRUG USE: LIFETIME				
		M	F	White	Black	NE	NC	S	W	Yes	No	None	Mari- juana Only	Few Pills	More Pills	Any Her- oin
<i>N (Weighted No. of Cases):</i>	2521	1043	1232	1352	289	483	551	947	540	1843	317	1234	610	191	311	24
<i>% of Weighted Total:</i>	100.0	41.4	48.9	53.6	11.5	19.2	21.8	37.6	21.4	73.1	12.6	48.9	24.2	7.6	12.3	0.9
<p>The next questions are about some non-prescription drugs.</p> <p>B046: Some types of diet pills (also called appetite suppressants) can be sold legally without a doctor's prescription by drugstores, through the mail, etc. These "over-the-counter" drugs include Dexatrim, Dietac, and others. On how many occasions (if any) have you taken such non-prescription diet pills . . .</p> <p>B046A: . . . in your lifetime?</p>																
1. 0 occasions	92.8	96.7	89.5	93.0	95.0	92.6	92.9	92.8	92.8	93.0	90.4	97.7	92.9	88.7	76.7	78.3
2. 1-2	3.2	1.1	5.0	3.3	1.4	4.6	1.7	4.1	2.1	3.3	3.1	1.4	3.9	7.0	6.5	2.4
3. 3-5	1.1	0.5	1.6	1.4	0.1	1.0	1.2	0.8	1.8	0.9	3.4	0.4	0.7	2.6	4.1	1.7
4. 6-9	0.8	0.5	0.9	0.4	1.1	0.4	1.1	0.6	1.3	0.7	1.5	0.2	1.1	1.4	2.1	4.8
5. 10-19	0.5	0.3	0.8	0.6	-	0.3	0.9	0.4	0.5	0.7	-	*	0.5	-	2.7	-
6. 20-39	0.5	0.4	0.6	0.3	1.4	0.4	-	1.0	0.1	0.5	0.5	0.2	0.2	-	2.8	-
7. 40 or more	1.1	0.6	1.5	1.1	0.9	0.7	2.2	0.4	1.3	1.0	1.1	0.1	0.8	0.4	5.2	12.9
<i>Item 21220 Subject A01a</i>	<i>N</i> 2335	<i>1010</i>	<i>1200</i>	<i>1323</i>	<i>275</i>	<i>441</i>	<i>527</i>	<i>850</i>	<i>518</i>	<i>1801</i>	<i>307</i>	<i>1205</i>	<i>566</i>	<i>188</i>	<i>304</i>	<i>23</i>
<p>B046B: . . . during the last 12 months?</p>																
1. 0 occasions	95.7	97.6	94.0	96.4	96.4	96.5	94.6	96.2	95.3	95.5	95.7	98.8	96.2	95.1	83.5	80.6
2. 1-2	1.6	1.0	2.1	1.0	0.9	1.1	1.7	1.8	1.8	1.7	2.1	0.6	2.1	3.2	4.1	1.7
3. 3-5	0.6	0.3	0.8	0.7	-	0.7	0.9	0.2	0.6	0.6	0.6	0.3	*	1.1	2.3	-
4. 6-9	0.5	0.3	0.7	0.4	0.6	0.2	0.7	0.4	0.6	0.6	0.4	0.2	0.5	0.3	1.3	4.8
5. 10-19	0.7	0.5	0.9	0.6	1.4	0.7	0.4	0.8	0.7	0.7	0.4	0.1	0.8	0.4	3.2	-
6. 20-39	0.4	0.1	0.6	0.3	0.1	0.5	-	0.4	0.7	0.4	0.4	0.1	0.3	-	2.1	0.8
7. 40 or more	0.6	0.2	0.8	0.6	0.6	0.2	1.6	0.2	0.3	0.6	0.5	-	-	-	3.5	12.0
<i>Item 21230 Subject A01b</i>	<i>N</i> 2334	<i>1010</i>	<i>1200</i>	<i>1323</i>	<i>275</i>	<i>441</i>	<i>527</i>	<i>850</i>	<i>517</i>	<i>1801</i>	<i>307</i>	<i>1205</i>	<i>566</i>	<i>188</i>	<i>304</i>	<i>23</i>
<p>B046C: . . . during the last 30 days?</p>																
1. 0 occasions	97.9	98.3	97.6	98.7	96.8	97.9	97.2	97.6	99.2	97.7	98.5	99.4	97.8	99.5	91.6	94.4
2. 1-2	1.0	1.1	0.9	0.1	2.5	0.7	0.8	1.6	0.3	1.1	0.5	0.2	1.4	0.2	3.9	-
3. 3-5	0.4	0.2	0.6	0.4	-	0.3	0.6	0.4	0.2	0.4	0.1	0.4	0.1	0.2	1.1	-
4. 6-9	0.3	0.2	0.4	0.3	0.6	0.3	0.7	0.1	0.3	0.4	0.2	*	0.3	-	1.2	4.8
5. 10-19	0.2	*	0.3	0.3	0.1	0.2	0.5	-	-	0.2	0.1	-	0.3	-	0.6	0.8
6. 20-39	0.2	0.1	0.3	0.1	-	0.3	-	0.4	-	0.2	0.3	*	0.2	-	1.0	-
7. 40 or more	0.1	0.1	-	0.1	-	0.2	0.2	-	-	-	0.3	-	-	-	0.6	-
<i>Item 21240 Subject A01c</i>	<i>N</i> 2338	<i>1010</i>	<i>1201</i>	<i>1323</i>	<i>276</i>	<i>441</i>	<i>527</i>	<i>852</i>	<i>517</i>	<i>1801</i>	<i>307</i>	<i>1205</i>	<i>568</i>	<i>189</i>	<i>304</i>	<i>23</i>
<p>B047: Some stay-awake pills can be sold legally without a doctor's prescription by drugstores, through the mail, etc. These non-prescription or "over-the-counter" drugs include No-Doz, Vivarin, Wake, Caffedrine, and others.</p> <p>On how many occasions (if any) have you taken such non-prescription stay-awake pills . . .</p> <p>B047A: . . . in your lifetime?</p>																
1. 0 occasions	93.6	93.1	94.1	92.9	93.8	95.7	92.5	92.8	94.4	93.5	92.0	97.3	95.0	91.3	79.3	69.9
2. 1-2	3.7	4.6	3.1	4.1	4.5	1.5	4.0	4.6	3.7	3.8	4.7	2.3	3.6	6.6	6.4	16.8
3. 3-5	1.0	0.9	1.0	1.0	1.4	1.0	1.3	1.1	0.3	1.1	0.2	0.2	0.3	0.6	4.7	5.3
4. 6-9	0.5	0.1	0.7	0.5	0.2	-	0.4	0.5	0.9	0.4	0.5	0.1	-	0.4	2.2	7.2
5. 10-19	0.4	0.2	0.5	0.6	-	1.3	0.2	0.1	0.5	0.3	1.3	-	0.1	0.1	2.8	-
6. 20-39	0.3	0.4	0.1	0.3	-	0.1	0.4	0.3	0.2	0.3	-	-	0.1	0.4	1.5	-
7. 40 or more	0.7	0.8	0.5	0.6	0.1	0.5	1.2	0.7	0.2	0.6	1.3	-	0.9	0.6	3.1	0.8
<i>Item 21250 Subject A01a</i>	<i>N</i> 2325	<i>1010</i>	<i>1197</i>	<i>1323</i>	<i>275</i>	<i>433</i>	<i>529</i>	<i>844</i>	<i>519</i>	<i>1797</i>	<i>308</i>	<i>1203</i>	<i>567</i>	<i>188</i>	<i>296</i>	<i>23</i>
<p>B047B: . . . during the last 12 months?</p>																
1. 0 occasions	96.8	96.8	96.9	96.6	97.8	97.0	96.9	96.7	96.8	96.7	97.0	99.2	97.8	96.7	86.4	69.9
2. 1-2	1.5	1.7	1.3	1.5	2.0	0.6	1.3	1.9	2.0	1.6	1.1	0.7	1.1	2.3	4.3	16.8
3. 3-5	0.5	0.4	0.6	0.6	-	1.0	0.5	0.4	0.3	0.5	0.4	0.1	0.2	0.6	2.4	5.3
4. 6-9	0.4	0.1	0.7	0.7	0.2	0.6	0.4	0.3	0.6	0.5	0.1	-	-	0.5	2.6	7.2
5. 10-19	0.2	0.3	0.2	0.3	-	0.5	-	0.3	0.2	0.3	0.2	-	0.1	-	1.5	-
6. 20-39	0.3	0.3	0.2	0.1	0.1	0.1	0.6	0.3	0.1	0.3	0.5	-	0.7	-	0.7	0.8
7. 40 or more	0.2	0.4	0.1	0.3	-	0.2	0.4	0.2	0.2	0.2	0.6	-	-	-	1.9	-
<i>Item 21260 Subject A01b</i>	<i>N</i> 2325	<i>1010</i>	<i>1197</i>	<i>1323</i>	<i>275</i>	<i>433</i>	<i>529</i>	<i>845</i>	<i>518</i>	<i>1796</i>	<i>307</i>	<i>1203</i>	<i>568</i>	<i>188</i>	<i>294</i>	<i>23</i>

*=less than .05 percent.

QUESTIONNAIRE FORM 1 2010	TOTAL	SEX		RACE		REGION				COLLEGE PLANS?		ILLICIT DRUG USE: LIFETIME				
		M	F	White	Black	NE	NC	S	W	Yes	No	None	Mari- juana Only	Few Pills	More Pills	Any Her- oin
<i>N (Weighted No. of Cases):</i>	2521	1043	1232	1352	289	483	551	947	540	1843	317	1234	610	191	311	24
<i>% of Weighted Total:</i>	100.0	41.4	48.9	53.6	11.5	19.2	21.8	37.6	21.4	73.1	12.6	48.9	24.2	7.6	12.3	0.9
B047C: . . . during the last 30 days?																
1. 0 occasions	98.4	98.3	98.6	98.4	98.0	98.3	98.7	98.1	98.7	98.3	98.6	99.9	98.7	99.1	92.1	86.7
2. 1-2	0.8	1.0	0.7	0.7	1.9	1.4	0.6	0.9	0.3	1.0	0.4	0.1	0.9	0.9	3.0	7.7
3. 3-5	0.4	0.3	0.5	0.5	-	-	0.2	0.5	0.6	0.5	-	-	0.3	-	2.2	-
4. 6-9	0.1	0.1	0.2	0.1	-	-	0.2	0.2	0.2	0.1	0.5	-	-	-	0.8	4.8
5. 10-19	0.1	0.1	-	0.1	0.1	*	0.2	-	-	*	0.2	-	-	-	0.4	0.8
6. 20-39	0.1	0.1	-	0.1	-	0.1	-	-	0.2	*	0.3	-	-	-	0.4	-
7. 40 or more	0.1	0.1	0.1	0.1	-	0.2	-	0.3	-	0.1	-	-	-	-	1.1	-
<i>Item 21270 Subject A01c</i>	<i>N</i> 2326	1010	1196	1323	276	434	529	845	518	1796	306	1203	567	190	295	23
B048: In addition to non-prescription diet and stay-awake pills, there are other stimulants and pep pills which can be sold legally in most states without a prescription—usually by mail. These are sometimes called “fake pep pills,” “imitation speed,” or “look-alikes,” because they look like prescription amphetamines and sometimes have similar names. Other than the diet pills and stay-awake pills you have already told us about, on how many occasions (if any) have you taken other non-prescription stimulants or pep pills . . .																
B048A: . . . in your lifetime?																
1. 0 occasions	97.4	97.4	97.7	97.4	98.3	99.1	96.4	97.7	96.3	97.9	95.4	99.7	99.3	93.5	88.7	75.8
2. 1-2	1.0	1.1	0.9	1.0	1.2	0.3	1.8	0.4	1.8	0.9	1.4	0.2	0.6	3.8	2.8	6.5
3. 3-5	0.5	0.5	0.4	0.6	-	0.3	0.2	0.3	1.3	0.4	0.7	-	0.1	1.5	2.6	-
4. 6-9	0.5	0.3	0.4	0.3	-	-	0.6	0.8	0.2	0.2	0.7	-	-	0.7	2.7	4.8
5. 10-19	0.3	0.3	0.3	0.4	0.4	0.2	0.7	0.3	-	0.4	0.3	-	-	0.4	1.2	12.0
6. 20-39	0.1	0.1	-	0.1	-	-	-	0.1	0.2	0.1	0.3	-	-	-	0.7	-
7. 40 or more	0.3	0.3	0.3	0.2	0.1	0.2	0.3	0.4	0.2	0.1	1.2	0.1	0.1	-	1.2	0.8
<i>Item 21280 Subject A01a</i>	<i>N</i> 2327	1009	1198	1321	277	432	528	850	516	1797	305	1200	571	188	297	23
B048B: . . . during the last 12 months?																
1. 0 occasions	98.3	98.3	98.6	98.2	99.0	99.3	97.8	98.0	98.3	98.6	97.1	99.9	99.6	96.6	91.1	89.5
2. 1-2	0.9	0.8	0.8	0.9	0.6	0.2	1.3	0.6	1.3	0.9	0.6	-	0.2	2.3	4.3	4.8
3. 3-5	0.3	0.4	0.1	0.3	-	0.1	0.2	0.6	0.2	0.1	0.3	-	0.1	0.2	2.0	-
4. 6-9	0.3	0.2	0.3	0.2	0.4	0.2	0.5	0.3	-	0.2	0.5	0.1	-	0.5	1.1	4.8
5. 10-19	0.2	0.3	0.2	0.4	-	0.2	0.3	0.3	-	0.1	1.0	-	-	0.4	0.9	-
6. 20-39	*	0.1	-	-	0.1	*	-	-	0.2	*	0.1	-	-	-	0.3	0.8
7. 40 or more	*	-	0.1	-	-	-	-	0.1	-	-	0.3	-	-	-	0.4	-
<i>Item 21290 Subject A01b</i>	<i>N</i> 2325	1009	1197	1321	277	432	528	850	515	1797	305	1200	571	188	295	23
B048C: . . . during the last 30 days?																
1. 0 occasions	99.2	99.1	99.1	99.0	99.4	99.5	99.4	98.9	99.1	99.3	97.8	99.9	100.0	98.2	96.1	94.4
2. 1-2	0.5	0.4	0.7	0.6	0.6	0.1	0.2	0.8	0.8	0.5	1.3	-	-	1.4	2.4	-
3. 3-5	0.1	0.3	-	0.2	-	0.3	-	0.2	-	0.1	0.5	0.1	-	0.4	0.6	-
4. 6-9	0.1	0.1	0.1	0.2	-	-	0.4	-	-	0.1	-	-	-	-	0.4	4.8
5. 10-19	*	0.1	-	-	0.1	*	-	-	0.2	*	0.1	-	-	-	0.3	0.8
6. 20-39	-	-	-	-	-	-	-	-	-	-	-	-	-	-	-	-
7. 40 or more	*	-	0.1	-	-	-	-	0.1	-	-	0.3	-	-	-	0.4	-
<i>Item 21300 Subject A01c</i>	<i>N</i> 2326	1009	1197	1321	277	433	528	850	515	1797	304	1200	571	189	295	23
The next questions are about AMPHETAMINES, which are sometimes prescribed by doctors for people who have trouble paying attention, are hyperactive, have ADHD, or have trouble staying awake. Drugstores are not supposed to sell them without a prescription from a doctor.																
Amphetamines are sometimes called: uppers, ups, speed, bennies, dexies, pep pills, diet pills, meth or crystal meth. They include the following drugs: Benzedrine, Dexedrine, Methedrine, Ritalin, Adderall, Concerta, Methamphetamine.																
IN YOUR ANSWERS ABOUT AMPHETAMINES, DO NOT INCLUDE ANY NON-PRESCRIPTION OR OVER-THE-COUNTER DRUGS.																

DESCRIPTIVE RESULTS: 2010

71

QUESTIONNAIRE FORM 1 2010	TOTAL	SEX		RACE		REGION				COLLEGE PLANS?		ILLICIT DRUG USE: LIFETIME				
		M	F	White	Black	NE	NC	S	W	Yes	No	None	Mari- juana Only	Few Pills	More Pills	Any Her- oin
<i>N (Weighted No. of Cases):</i>	2521	1043	1232	1352	289	483	551	947	540	1843	317	1234	610	191	311	24
<i>% of Weighted Total:</i>	100.0	41.4	48.9	53.6	11.5	19.2	21.8	37.6	21.4	73.1	12.6	48.9	24.2	7.6	12.3	0.9
B049: Have you ever taken amphetamines because a doctor told you to use them?																
1. No	91.1	91.2	92.1	89.6	93.5	91.3	92.4	89.8	91.6	92.2	90.1	94.5	94.1	85.1	76.0	80.6
2. Yes, but I had already tried them on my own	1.6	0.9	1.4	1.2	0.8	2.1	1.5	1.2	1.8	1.1	0.7	*	0.5	0.7	9.4	11.2
3. Yes, and it was the first time I took any	7.4	7.9	6.5	9.3	5.7	6.5	6.2	9.0	6.6	6.7	9.2	5.5	5.4	14.1	14.6	8.3
<i>Item 2790 Subject A01j</i>	<i>N</i> 2333	1008	1202	1321	278	436	530	850	517	1806	303	1206	568	186	302	24
B050: On how many occasions (if any) have you taken amphetamines on your own—that is, without a doctor telling you to take them . . .																
B050A: . . . in your lifetime?																
1. 0 occasions	92.3	93.8	92.1	91.4	97.9	92.3	93.3	92.6	90.7	92.8	92.5	100.0	100.0	82.0	55.8	41.9
2. 1-2	2.2	1.7	2.5	2.8	0.2	2.5	2.1	2.3	1.8	2.0	3.2	-	-	18.0	5.5	4.1
3. 3-5	1.4	1.1	1.4	1.5	0.2	1.9	0.6	0.9	2.7	1.4	1.6	-	-	-	10.4	6.5
4. 6-9	1.2	0.8	1.4	1.0	0.8	0.5	0.7	1.2	2.2	1.3	0.5	-	-	-	8.6	7.5
5. 10-19	0.9	0.6	0.9	0.7	0.4	0.9	0.8	1.0	0.7	0.9	-	-	-	-	6.3	5.2
6. 20-39	0.7	0.5	0.6	0.8	0.5	0.9	0.6	0.8	0.4	0.6	1.0	-	-	-	4.6	9.1
7. 40 or more	1.4	1.5	1.1	1.8	0.1	1.1	1.9	1.2	1.4	1.1	1.1	-	-	-	8.8	25.7
<i>Item 980 Subject A01a</i>	<i>N</i> 2312	1002	1193	1314	275	430	523	844	515	1796	299	1204	562	181	299	24
B050B: . . . during the last 12 months?																
1. 0 occasions	94.9	95.8	94.9	94.7	98.6	94.6	94.8	95.4	94.3	95.2	96.0	100.0	100.0	92.6	68.7	49.9
2. 1-2	1.6	1.4	1.6	1.9	0.4	2.0	1.4	1.8	1.1	1.6	2.2	-	-	7.4	7.8	2.6
3. 3-5	1.0	0.7	1.1	0.9	-	0.8	1.2	0.8	1.4	1.0	0.4	-	-	-	6.8	11.7
4. 6-9	0.8	0.6	0.8	0.8	0.4	1.2	0.7	0.5	1.1	0.7	-	-	-	-	5.2	12.7
5. 10-19	0.8	0.5	0.8	0.6	-	0.7	1.0	0.6	0.9	0.8	-	-	-	-	5.8	4.7
6. 20-39	0.4	0.7	0.3	0.5	0.6	0.3	0.2	0.3	1.0	0.4	0.9	-	-	-	2.7	9.1
7. 40 or more	0.5	0.3	0.4	0.6	-	0.5	0.7	0.5	0.2	0.4	0.5	-	-	-	2.9	9.3
<i>Item 990 Subject A01b</i>	<i>N</i> 2314	1002	1193	1314	276	431	525	844	514	1797	298	1204	563	183	298	24
B050C: . . . during the last 30 days?																
1. 0 occasions	97.5	97.7	97.6	97.1	99.6	97.1	97.7	97.5	97.6	97.8	98.0	100.0	100.0	98.1	84.2	67.0
2. 1-2	1.0	1.0	1.0	1.1	0.4	0.7	0.9	1.2	1.0	1.0	0.9	-	-	1.9	6.0	7.9
3. 3-5	0.6	0.5	0.5	0.6	-	1.3	0.6	0.4	0.4	0.5	0.2	-	-	-	3.9	8.8
4. 6-9	0.6	0.4	0.6	0.7	-	0.3	0.5	0.5	1.1	0.5	0.3	-	-	-	3.9	10.3
5. 10-19	0.2	0.1	0.2	0.3	0.1	0.3	0.2	0.1	-	0.1	0.1	-	-	-	0.7	6.0
6. 20-39	*	0.1	-	0.1	-	-	-	0.1	-	0.1	-	-	-	-	0.3	-
7. 40 or more	0.1	-	0.1	0.1	-	0.2	0.1	0.2	-	-	0.5	-	-	-	1.0	-
<i>Item 1000 Subject A01c</i>	<i>N</i> 2313	1002	1194	1314	276	430	523	846	514	1797	298	1204	562	182	299	24
IF YOU HAVE NOT TAKEN AMPHETAMINES IN THE LAST TWELVE MONTHS, GO TO Q.B059.																
THE FOLLOWING QUESTIONS REFER ONLY TO TAKING AMPHETAMINES WITHOUT A DOCTOR'S ORDERS. IF YOU HAVE NOT DONE THIS IN THE LAST TWELVE MONTHS, GO TO Q.B059.																
B051: When you used amphetamines during the last year, how often did you use them in each of the following situations?																
B051A: When you were alone																
1. Not at all	46.9	51.6	48.0	50.3	96.1	19.3	34.4	67.3	50.5	50.8	51.7	-	-	70.6	45.5	31.5
2. A few of the times	18.0	27.6	14.0	20.5	-	24.8	24.4	13.0	14.3	16.3	24.9	-	-	26.7	16.8	21.4
3. Some of the times	12.8	5.3	11.7	6.4	-	25.7	13.9	7.1	10.6	9.0	9.1	-	-	-	14.9	9.3
4. Most of the times	11.1	7.1	13.9	9.6	-	29.2	4.3	7.9	9.0	12.3	-	-	-	-	12.6	10.3
5. Every time	11.2	8.4	12.4	13.2	3.9	0.9	23.1	4.7	15.6	11.6	14.3	-	-	2.7	10.2	27.4
<i>Item 2800 Subject A05a</i>	<i>N†</i> 115	41	61	69	5	20	26	38	30	87	11	-	-	11	91	12

*=less than .05 percent. †=excludes respondents for whom question was inappropriate.

QUESTIONNAIRE FORM 1 2010	TOTAL	SEX		RACE		REGION				COLLEGE PLANS?		ILLICIT DRUG USE: LIFETIME					
		M	F	White	Black	NE	NC	S	W	Yes	No	None	Mari- juana Only	Few Pills	More Pills	Any Her- oin	
<i>N (Weighted No. of Cases):</i>	2521	1043	1232	1352	289	483	551	947	540	1843	317	1234	610	191	311	24	
<i>% of Weighted Total:</i>	100.0	41.4	48.9	53.6	11.5	19.2	21.8	37.6	21.4	73.1	12.6	48.9	24.2	7.6	12.3	0.9	
B051B: With just 1 or 2 other people																	
1. Not at all	34.1	33.2	35.9	39.7	58.4	29.5	35.7	35.9	33.2	35.4	42.0	-	-	34.5	35.1	23.4	
2. A few of the times	31.0	41.3	27.0	34.9	-	36.1	29.3	26.3	35.1	34.4	20.0	-	-	39.2	29.2	38.7	
3. Some of the times	17.5	12.9	15.4	14.0	28.7	24.6	10.6	19.9	16.3	12.0	21.6	-	-	12.1	18.2	18.2	
4. Most of the times	5.6	4.4	5.8	6.4	-	6.5	13.0	1.7	3.2	4.7	-	-	-	-	4.9	15.7	
5. Every time	11.8	8.1	15.9	5.0	12.9	3.3	11.5	16.2	12.1	13.4	16.3	-	-	14.2	12.6	4.0	
<i>Item 2810 Subject A05b</i>	<i>N†</i>	112	40	60	68	5	19	26	37	30	85	11	-	-	11	89	12
B051C: At a party																	
1. Not at all	58.0	60.9	65.8	58.9	84.9	52.4	60.3	56.5	61.3	64.6	71.1	-	-	69.0	58.3	43.5	
2. A few of the times	14.4	12.2	13.3	14.0	-	17.7	22.9	10.1	10.2	13.1	-	-	-	24.6	13.8	10.3	
3. Some of the times	12.2	7.4	7.5	6.8	11.2	22.5	13.2	11.5	5.8	7.4	8.8	-	-	-	14.1	9.3	
4. Most of the times	8.9	16.5	5.9	14.9	-	6.5	1.8	6.8	19.1	9.7	4.8	-	-	-	8.1	24.0	
5. Every time	6.5	2.9	7.5	5.5	3.9	1.0	1.8	15.0	3.5	5.2	15.3	-	-	6.4	5.8	12.9	
<i>Item 2820 Subject A05c</i>	<i>N†</i>	114	40	60	68	5	19	26	38	30	86	11	-	-	11	90	12
B051D: When your date or spouse was present																	
1. Not at all	69.1	86.8	66.7	67.9	96.1	34.9	83.7	77.0	69.5	75.0	69.1	-	-	77.6	69.8	54.7	
2. A few of the times	10.4	2.8	14.5	14.5	-	36.4	4.0	1.2	9.6	8.4	24.9	-	-	-	11.7	10.3	
3. Some of the times	5.3	1.2	3.5	2.8	-	16.8	4.2	1.2	3.4	3.1	-	-	-	-	5.4	9.3	
4. Most of the times	6.5	5.8	4.1	6.1	-	11.0	2.0	13.1	-	4.1	-	-	-	12.1	3.6	24.0	
5. Every time	8.7	3.4	11.2	8.7	3.9	1.0	6.0	7.5	17.6	9.4	6.0	-	-	10.3	9.5	1.6	
<i>Item 2830 Subject A05b</i>	<i>N†</i>	111	38	60	68	5	20	26	35	30	84	11	-	-	11	88	12
B051E: When people over age 30 were present																	
1. Not at all	76.0	84.9	74.2	72.6	96.1	66.1	72.7	70.1	92.3	79.2	89.2	-	-	68.0	79.5	55.7	
2. A few of the times	9.7	4.7	11.3	10.1	-	6.2	6.5	15.5	7.7	8.0	4.8	-	-	-	11.1	8.2	
3. Some of the times	3.9	1.3	3.9	4.2	-	8.6	10.7	-	-	3.3	-	-	-	-	3.7	9.3	
4. Most of the times	4.6	3.0	6.7	7.1	-	18.1	-	4.8	-	4.1	-	-	-	-	3.7	15.7	
5. Every time	5.7	6.0	4.0	6.0	3.9	1.0	10.2	9.6	-	5.4	6.0	-	-	32.0	1.9	10.9	
<i>Item 2840 Subject A05b</i>	<i>N†</i>	112	40	59	67	5	19	26	37	30	84	11	-	-	11	89	12
B051F: During the daytime (before 4:00 p.m.)																	
1. Not at all	21.4	25.6	19.7	22.2	56.3	29.0	13.0	27.7	15.9	20.6	30.9	-	-	48.3	19.5	8.1	
2. A few of the times	20.9	26.8	18.7	16.7	-	12.0	11.2	30.9	22.7	22.8	4.8	-	-	6.0	23.7	13.3	
3. Some of the times	9.9	4.5	10.3	5.8	-	16.4	10.8	4.4	11.8	9.3	-	-	-	-	11.2	9.3	
4. Most of the times	23.1	28.6	23.6	26.1	28.7	26.9	30.3	9.6	31.4	25.5	21.6	-	-	-	21.5	58.3	
5. Every time	24.6	14.5	27.7	29.2	15.1	15.6	34.8	27.4	18.2	21.8	42.7	-	-	45.7	24.1	10.9	
<i>Item 2850 Subject A05c</i>	<i>N†</i>	115	41	61	69	5	20	26	38	30	87	11	-	-	11	92	12
B051G: At your home (or apartment or dorm)																	
1. Not at all	48.0	58.4	44.8	52.6	95.6	35.7	54.2	46.5	52.4	50.3	56.4	-	-	60.1	50.2	17.4	
2. A few of the times	7.9	16.5	3.9	7.6	-	1.0	7.1	16.7	2.6	8.3	4.8	-	-	9.1	7.8	8.2	
3. Some of the times	15.4	8.9	14.7	14.6	-	37.6	8.7	10.1	13.4	13.2	9.3	-	-	-	15.6	28.7	
4. Most of the times	13.5	13.2	15.1	10.5	-	18.6	17.5	9.3	11.8	14.8	-	-	-	-	12.5	33.7	
5. Every time	15.2	3.1	21.5	14.6	4.4	7.2	12.5	17.5	19.9	13.4	29.5	-	-	30.9	13.8	11.9	
<i>Item 2860 Subject A05c</i>	<i>N†</i>	113	41	60	68	4	20	26	37	30	86	11	-	-	11	90	12
B051H: At school																	
1. Not at all	40.0	38.6	39.7	37.6	74.3	41.0	42.9	30.1	49.6	38.7	58.1	-	-	47.4	37.7	46.9	
2. A few of the times	18.7	13.4	20.8	15.3	-	23.4	4.0	23.8	21.6	18.4	-	-	-	7.9	22.6	-	
3. Some of the times	13.5	12.1	16.4	9.9	-	14.5	12.9	9.7	18.4	17.3	-	-	-	-	15.9	9.3	
4. Most of the times	6.8	10.0	5.1	10.0	-	5.0	11.0	10.3	-	7.7	4.2	-	-	-	6.9	13.6	
5. Every time	21.0	25.8	18.0	27.3	25.7	16.2	29.2	26.1	10.5	17.9	37.7	-	-	44.7	16.8	30.1	
<i>Item 2880 Subject A05c</i>	<i>N†</i>	116	42	60	70	5	20	26	40	30	86	13	-	-	12	91	12
B051I: In a car																	
1. Not at all	55.1	65.8	54.8	59.9	57.0	30.1	78.4	54.4	51.1	65.2	23.6	-	-	82.6	52.7	45.5	
2. A few of the times	19.5	16.1	22.3	14.4	39.4	39.2	4.3	18.2	22.5	17.5	37.3	-	-	5.8	22.9	5.7	
3. Some of the times	16.0	8.1	17.9	16.0	-	17.9	13.4	13.0	21.0	12.8	9.1	-	-	-	18.7	10.4	
4. Most of the times	3.4	5.4	2.8	5.7	-	6.6	-	6.8	-	1.9	9.3	-	-	-	-	36.6	
5. Every time	5.9	4.5	2.2	4.1	3.6	6.1	3.9	7.6	5.4	2.7	20.8	-	-	11.6	5.7	1.8	
<i>Item 2890 Subject A05c</i>	<i>N†</i>	114	41	60	67	5	18	26	39	30	85	11	-	-	11	92	11

†=excludes respondents for whom question was inappropriate.

DESCRIPTIVE RESULTS: 2010

73

QUESTIONNAIRE FORM 1 2010	TOTAL	SEX		RACE		REGION				COLLEGE PLANS?		ILLCIT DRUG USE: LIFETIME				
		M	F	White	Black	NE	NC	S	W	Yes	No	None	Mari- juana Only	Few Pills	More Pills	Any Her- oin
<i>N (Weighted No. of Cases):</i>	2521	1043	1232	1352	289	483	551	947	540	1843	317	1234	610	191	311	24
<i>% of Weighted Total:</i>	100.0	41.4	48.9	53.6	11.5	19.2	21.8	37.6	21.4	73.1	12.6	48.9	24.2	7.6	12.3	0.9
B052: Where did you get the amphetamines you used without a doctor's orders during the last year? (Mark all that apply.)																
A. Bought on the Internet	4.4	2.2	4.0	2.6	18.6	5.7	7.8	3.7	1.5	2.7	7.4	-	-	-	3.8	10.9
B. Took from a friend without asking	6.8	8.6	5.8	5.5	-	6.2	5.6	3.8	11.7	6.7	-	-	-	-	4.5	27.9
C. Took from a relative without asking	10.9	9.1	13.0	10.1	-	8.8	8.0	14.7	10.1	10.8	11.9	-	-	2.6	8.3	36.8
D. Given for free by a friend	55.7	61.8	57.3	59.3	35.5	33.0	53.8	61.0	65.3	62.5	15.3	-	-	31.2	59.1	51.9
E. Given for free by a relative	10.8	2.8	13.2	11.6	-	3.4	11.6	16.2	8.4	6.2	9.3	-	-	8.7	7.5	27.5
F. Bought from a friend	50.6	44.8	55.3	50.6	51.5	41.1	57.8	45.5	56.3	52.2	41.4	-	-	12.4	50.6	90.3
G. Bought from a relative	1.3	-	1.8	1.6	-	-	3.9	-	1.5	1.3	-	-	-	-	-	9.3
H. From a prescription I had	15.6	7.8	18.9	16.9	9.2	27.0	9.2	16.2	13.4	13.7	13.4	-	-	27.5	14.2	14.4
I. Bought from a drug dealer/stranger	19.9	21.8	14.6	17.8	4.0	31.1	13.4	15.5	24.2	16.8	25.7	-	-	8.3	15.6	64.9
J. Other method	15.9	18.1	17.8	12.4	26.0	20.4	13.8	12.2	19.3	16.4	24.9	-	-	9.3	15.5	19.7
<i>Item 31690-31750 Subject A01n N†</i>	117	40	61	68	5	20	28	37	31	86	11	-	-	11	91	12
B053: What have been the most important reasons for your taking amphetamines without a doctor's orders? (Mark all that apply.)																
A. To experiment—to see what it's like	51.6	53.6	46.2	40.9	53.1	52.8	41.4	51.8	59.6	54.1	25.5	-	-	42.2	55.1	33.3
B. To relax or relieve tension	22.6	11.1	19.6	15.7	-	17.0	28.2	19.5	24.8	17.1	22.4	-	-	-	22.8	36.4
C. To feel good or get high	32.1	31.1	27.4	27.5	4.0	27.2	40.4	39.0	19.6	25.3	30.1	-	-	18.2	32.6	43.8
D. To seek deeper insights and understanding	16.5	18.2	12.1	13.3	51.5	21.8	14.9	13.2	18.7	15.1	25.5	-	-	5.8	17.8	14.4
E. To have a good time with my friends	29.7	21.1	29.7	31.3	-	10.7	26.0	30.2	43.7	28.6	19.6	-	-	23.6	30.0	31.8
F. To fit in with a group I like	6.5	1.2	5.1	5.6	-	-	14.6	2.8	7.7	5.9	13.6	-	-	5.4	4.7	18.2
G. To get away from my problems or troubles	16.3	10.5	13.7	12.4	4.0	8.5	16.3	19.5	17.0	14.6	12.2	-	-	6.2	14.7	34.9
H. Because of boredom, nothing else to do	17.9	14.9	18.2	21.2	4.0	25.7	30.7	7.6	14.6	19.6	6.0	-	-	5.4	14.4	54.6
I. Because of anger or frustration	12.6	4.6	14.4	6.9	-	-	13.9	11.7	20.2	12.9	13.4	-	-	-	12.8	20.1
J. To get through the day	20.1	15.8	22.7	24.7	11.4	23.3	20.9	24.3	12.4	18.5	24.6	-	-	17.8	17.2	42.2
K. To increase the effects of some other drug(s)	9.4	9.7	7.2	6.9	4.0	7.5	7.6	5.9	16.2	8.5	6.0	-	-	-	6.8	34.6
L. To decrease (offset) the effects of some other drug(s)	1.8	-	1.8	2.4	-	-	5.8	-	1.5	1.3	4.3	-	-	-	0.5	9.3
M. To stay awake	42.1	51.6	40.2	48.1	38.5	26.6	34.5	48.6	50.2	41.7	54.8	-	-	37.8	41.4	51.2
N. To get more energy	48.4	49.4	48.9	54.5	33.3	30.0	49.1	54.2	51.9	51.2	47.4	-	-	39.7	45.8	76.9
O. To help me study	42.3	45.2	42.6	49.4	22.3	29.7	59.4	47.3	28.9	45.3	38.0	-	-	37.8	38.5	74.6
P. To help me lose weight	30.7	3.1	50.8	33.7	4.0	38.3	35.5	21.6	32.8	31.0	66.4	-	-	11.8	31.2	43.1
Q. Because I am "hooked"—I feel I have to have them	7.2	3.1	8.5	4.2	-	6.5	10.2	1.2	12.4	5.6	13.1	-	-	-	6.1	19.7
<i>Item 2940-3090 Subject A06a N†</i>	115	39	60	67	5	19	27	37	31	84	11	-	-	11	91	12
B054: When you take amphetamines, how high do you usually get?																
1. Not at all high	14.3	15.0	14.4	15.4	25.5	19.8	6.2	21.2	9.2	12.1	34.1	-	-	15.9	15.1	-
2. A little high	24.2	31.4	19.0	23.1	9.0	16.8	15.7	25.4	34.2	27.6	-	-	-	31.6	26.9	-
3. Moderately high	24.6	19.5	25.5	28.1	-	43.6	25.4	23.2	14.2	25.3	19.8	-	-	18.2	23.9	42.2
4. Very high	19.3	20.1	18.5	16.8	43.7	7.4	38.1	10.2	22.4	15.5	28.8	-	-	14.4	17.0	47.1
5. I don't take them to get high	17.6	14.0	22.7	16.6	21.8	12.5	14.7	20.0	20.0	19.6	17.4	-	-	19.8	17.1	10.8
<i>Item 3100 Subject A01e N†</i>	118	42	62	70	5	19	27	41	32	88	11	-	-	13	91	12
B055: When you take amphetamines, how long do you usually stay high?																
1. Usually don't get high	26.6	24.3	30.3	25.7	85.1	26.2	22.3	31.0	25.0	23.9	63.8	-	-	28.3	29.1	-
2. One to two hours	14.9	9.7	12.0	11.7	-	31.3	2.4	5.1	28.4	16.1	-	-	-	14.2	15.8	10.3
3. Three to six hours	26.2	41.6	18.6	27.7	-	20.4	31.2	31.7	18.6	27.9	-	-	-	22.9	24.5	45.2
4. Seven to 24 hours	24.8	23.2	27.6	30.9	10.4	21.1	29.1	30.5	16.0	24.5	25.8	-	-	34.5	24.6	17.1
5. More than 24 hours	7.4	1.1	11.5	4.0	4.5	1.0	15.0	1.7	12.0	7.6	10.5	-	-	-	5.9	27.4
<i>Item 3110 Subject A01f N†</i>	116	41	61	69	4	19	26	40	31	87	11	-	-	14	90	12

†=excludes respondents for whom question was inappropriate.

QUESTIONNAIRE FORM 1 2010	TOTAL	SEX		RACE		REGION				COLLEGE PLANS?		ILLICIT DRUG USE: LIFETIME				
		M	F	White	Black	NE	NC	S	W	Yes	No	None	Mari- juana Only	Few Pills	More Pills	Any Her- oin
<i>N (Weighted No. of Cases):</i>	2521	1043	1232	1352	289	483	551	947	540	1843	317	1234	610	191	311	24
<i>% of Weighted Total:</i>	100.0	41.4	48.9	53.6	11.5	19.2	21.8	37.6	21.4	73.1	12.6	48.9	24.2	7.6	12.3	0.9
B056: What amphetamines have you taken during the last year without a doctor's orders? (Mark all that apply.)																
A. Benzedrine	4.9	7.1	1.8	5.5	4.0	11.0	7.7	2.5	1.6	3.6	1.8	-	-	-	1.9	29.5
B. Dexedrine	6.3	9.3	3.0	6.9	4.0	15.1	5.9	4.3	3.7	4.5	1.8	-	-	-	3.0	34.6
C. Methedrine	4.5	6.0	1.8	4.0	4.0	11.0	5.9	1.1	3.7	3.1	1.8	-	-	-	1.8	26.4
D. Ritalin (Methylphenidate)	31.1	28.8	32.3	35.8	26.3	43.9	14.4	36.0	31.8	31.6	17.3	-	-	14.2	29.6	59.2
E. Adderall	70.7	72.4	71.5	77.9	64.8	68.1	81.9	73.8	58.0	73.2	57.1	-	-	49.3	72.6	81.4
F. Concerta	19.7	14.3	19.7	24.5	4.0	37.4	10.6	22.6	12.6	18.0	6.6	-	-	19.6	18.1	29.5
G. Methamphetamine	12.7	8.9	14.1	11.9	4.0	21.6	7.7	9.7	15.7	9.9	12.0	-	-	-	8.3	56.6
H. Crystal meth	10.0	7.2	11.4	6.5	4.0	11.0	7.7	4.3	19.2	8.5	8.4	-	-	-	7.2	34.5
I. Other	17.0	9.5	15.0	9.9	9.2	14.1	14.1	14.6	24.7	13.7	8.1	-	-	18.6	16.1	19.7
J. Don't know the names of some amphetamines I have used	20.7	11.9	21.9	21.3	26.0	51.7	17.6	19.5	5.0	13.2	33.6	-	-	17.9	20.7	25.1
<i>Item 3120-3150, 3180-3200, 31760-31770 Subject A01I</i> <i>N†</i>	114	40	60	69	5	19	27	39	29	86	10	-	-	13	88	12
B057: What methods have you used for taking amphetamines during the last year? (Mark all that apply.)																
A. By mouth	92.2	87.8	97.1	96.9	73.1	100.0	88.5	95.1	87.1	94.2	93.5	-	-	84.5	94.4	86.8
B. Smoking	12.2	6.6	11.2	8.0	4.5	25.2	5.8	5.7	18.1	8.2	8.4	-	-	4.8	10.2	28.8
C. Injection	4.2	6.6	1.8	3.4	4.5	7.5	5.8	-	5.7	2.7	1.8	-	-	-	0.6	32.1
D. Other	14.9	14.3	14.9	14.5	26.9	10.2	22.5	8.5	19.0	15.0	-	-	-	10.8	13.8	25.1
<i>Item 3210-3230 Subject A05d</i> <i>N†</i>	114	40	61	69	4	19	27	37	30	87	10	-	-	13	88	12
B058: Have you ever tried to stop using amphetamines and found that you couldn't stop?																
1. Yes	11.3	10.6	12.7	8.2	-	7.6	9.9	7.1	19.8	10.7	4.8	-	-	6.8	10.7	21.1
2. No	88.7	89.4	87.3	91.8	100.0	92.4	90.1	92.9	80.2	89.3	95.2	-	-	93.2	89.3	78.9
<i>Item 3240 Subject A01i</i> <i>N†</i>	110	40	61	69	4	16	26	38	30	85	10	-	-	14	84	12
B059: Do you think you will be using amphetamines without a doctor's orders five years from now?																
1. I definitely will	1.0	0.9	1.0	1.1	1.1	0.8	1.6	0.8	0.9	0.7	1.9	0.4	1.0	1.9	2.0	17.7
2. I probably will	2.0	1.3	2.7	2.4	0.6	1.9	2.5	1.5	2.5	2.0	2.7	0.5	0.6	0.9	10.4	20.2
3. I probably will not	12.5	12.9	11.8	12.5	7.7	12.6	12.0	11.0	15.5	12.4	10.1	6.3	12.2	25.2	30.7	39.7
4. I definitely will not	84.4	85.0	84.6	84.1	90.5	84.7	83.9	86.7	81.1	84.9	85.3	92.7	86.2	71.9	56.8	22.4
<i>Item 3250 Subject A04a</i> <i>N</i>	2241	972	1177	1299	271	419	509	812	502	1768	283	1184	533	179	278	22
The next questions are about QUAALUDES (Methaqualone).																
Quaaludes are sometimes called: soapers, quads, ludes.																
B060: On how many occasions (if any) have you taken quaaludes on your own— that is, without a doctor telling you to take them . . .																
B060A: . . . in your lifetime?																
1. 0 occasions	99.6	99.7	99.6	99.6	99.9	99.6	99.7	99.6	99.6	99.8	99.7	100.0	100.0	100.0	97.8	87.7
2. 1-2	0.1	-	0.2	0.2	-	-	-	0.2	0.3	*	-	-	-	-	0.9	1.6
3. 3-5	0.1	0.1	*	*	-	-	0.1	-	0.2	*	0.3	-	-	-	0.4	-
4. 6-9	0.1	0.2	0.1	0.2	-	0.3	0.2	0.1	-	0.1	-	-	-	-	0.1	9.9
5. 10-19	-	-	-	-	-	-	-	-	-	-	-	-	-	-	-	-
6. 20-39	-	-	-	-	-	-	-	-	-	-	-	-	-	-	-	-
7. 40 or more	0.1	0.1	0.1	*	0.1	0.1	-	0.2	-	0.1	0.1	-	-	-	0.7	0.8
<i>Item 1010 Subject A01a</i> <i>N</i>	2284	993	1193	1310	274	426	518	829	512	1789	299	1192	557	182	291	24

* = less than .05 percent. † = excludes respondents for whom question was inappropriate.

DESCRIPTIVE RESULTS: 2010

75

QUESTIONNAIRE FORM 1 2010	TOTAL	SEX		RACE		REGION				COLLEGE PLANS?		ILLCIT DRUG USE: LIFETIME					
		M	F	White	Black	NE	NC	S	W	Yes	No	None	Mari- juana Only	Few Pills	More Pills	Any Her- oin	
<i>N (Weighted No. of Cases):</i>	2521	1043	1232	1352	289	483	551	947	540	1843	317	1234	610	191	311	24	
<i>% of Weighted Total:</i>	100.0	41.4	48.9	53.6	11.5	19.2	21.8	37.6	21.4	73.1	12.6	48.9	24.2	7.6	12.3	0.9	
B060B: . . . during the last 12 months?																	
1. 0 occasions	99.7	99.7	99.6	99.6	99.9	99.6	99.7	99.6	99.8	99.8	99.7	100.0	100.0	100.0	98.2	89.3	
2. 1-2	0.1	0.1	0.2	0.2	-	-	0.1	0.2	0.2	*	0.3	-	-	-	1.0	-	
3. 3-5	0.1	0.1	-	0.1	-	0.3	-	-	-	-	-	-	-	-	-	5.2	
4. 6-9	0.1	*	0.1	0.1	-	-	0.2	0.1	-	0.1	-	-	-	-	0.1	4.7	
5. 10-19	-	-	-	-	-	-	-	-	-	-	-	-	-	-	-	-	
6. 20-39	*	*	-	-	0.1	*	-	-	-	-	0.1	-	-	-	-	0.8	
7. 40 or more	0.1	*	0.1	*	-	0.1	-	0.2	-	0.1	-	-	-	-	0.7	-	
<i>Item 1020 Subject A01b</i>	<i>N</i>	2288	993	1194	1310	274	428	519	829	512	1790	299	1192	558	184	291	24
B060C: . . . during the last 30 days?																	
1. 0 occasions	99.8	99.9	99.7	99.8	99.9	99.9	99.8	99.7	100.0	99.8	99.9	100.0	100.0	100.0	98.9	94.5	
2. 1-2	-	-	-	-	-	-	-	-	-	-	-	-	-	-	-	-	
3. 3-5	-	-	-	-	-	-	-	-	-	-	-	-	-	-	-	-	
4. 6-9	0.1	*	0.1	0.1	-	-	0.2	0.1	-	0.1	-	-	-	-	0.1	4.7	
5. 10-19	*	*	-	-	0.1	*	-	-	-	-	0.1	-	-	-	-	0.8	
6. 20-39	-	-	-	-	-	-	-	-	-	-	-	-	-	-	-	-	
7. 40 or more	0.1	*	0.2	*	-	0.1	-	0.3	-	0.1	-	-	-	-	0.9	-	
<i>Item 1030 Subject A01c</i>	<i>N</i>	2287	993	1195	1310	275	426	518	830	512	1790	299	1192	558	183	292	24
The next questions are about SEDATIVES, including BARBITURATES, which doctors sometimes prescribe to help people relax or get to sleep. Drugstores are not supposed to sell them without a prescription.																	
Sedatives are sometimes called: downs, downers. They include the following drugs: Phenobarbital, Seconal, Tuinal, Ambien, Lunesta, Sonata.																	
B061: Have you ever taken sedatives because a doctor told you to use them?																	
1. No	94.7	95.3	94.4	94.0	95.5	95.3	94.0	94.6	95.2	94.5	95.1	97.2	97.9	92.2	82.1	73.7	
2. Yes, but I had already tried them on my own	1.7	1.4	1.8	1.5	1.1	2.3	1.3	1.8	1.6	1.7	1.3	-	-	2.9	9.9	24.1	
3. Yes, and it was the first time I took any	3.5	3.3	3.8	4.5	3.3	2.4	4.7	3.6	3.2	3.8	3.6	2.8	2.1	4.8	8.0	2.3	
<i>Item 3282 Subject A01j</i>	<i>N</i>	2265	986	1188	1308	270	423	520	815	508	1782	295	1181	548	185	287	24
B062: On how many occasions (if any) have you taken sedatives on your own—that is, without a doctor telling you to take them . . .																	
B062A: . . . in your lifetime?																	
1. 0 occasions	93.9	93.8	94.5	93.6	94.9	95.2	95.9	92.8	92.6	94.2	94.4	100.0	100.0	81.3	68.7	44.6	
2. 1-2	2.3	3.0	1.9	3.0	0.1	1.7	1.2	2.8	3.3	2.3	2.9	-	-	18.7	6.1	4.1	
3. 3-5	1.2	1.1	1.1	1.3	1.3	1.3	1.0	1.4	0.9	1.2	1.4	-	-	-	8.6	7.7	
4. 6-9	1.0	0.5	1.3	0.8	1.7	0.5	1.3	0.5	2.0	1.1	0.6	-	-	-	6.9	12.2	
5. 10-19	0.6	0.7	0.2	0.3	1.4	0.8	0.2	1.0	0.2	0.5	0.3	-	-	-	3.7	11.2	
6. 20-39	0.2	0.1	0.4	0.3	-	-	-	-	1.0	0.3	-	-	-	-	1.8	-	
7. 40 or more	0.7	0.8	0.7	0.7	0.6	0.6	0.5	1.4	-	0.5	0.4	-	-	-	4.2	20.1	
<i>Item 1042 Subject A01a</i>	<i>N</i>	2284	998	1193	1310	275	426	522	826	510	1789	300	1190	551	183	292	24
B062B: . . . during the last 12 months?																	
1. 0 occasions	96.4	96.6	96.7	96.9	95.4	96.3	97.9	95.7	96.0	96.7	97.0	100.0	100.0	95.2	79.2	44.6	
2. 1-2	1.4	1.8	0.8	1.2	0.8	2.2	0.5	1.6	1.3	1.2	1.6	-	-	4.8	5.9	25.4	
3. 3-5	0.8	0.6	0.9	0.6	2.0	0.3	0.4	1.2	1.1	0.8	0.7	-	-	-	5.9	7.5	
4. 6-9	0.5	0.1	0.7	0.4	1.4	0.6	0.8	0.1	0.6	0.5	-	-	-	-	3.2	4.7	
5. 10-19	0.5	0.4	0.6	0.5	0.3	0.1	0.4	0.5	1.0	0.4	0.6	-	-	-	3.5	7.7	
6. 20-39	0.1	0.1	0.1	0.1	0.1	*	-	0.3	-	0.1	0.1	-	-	-	0.9	0.8	
7. 40 or more	0.3	0.4	0.2	0.3	-	0.4	-	0.6	-	0.2	-	-	-	-	1.4	9.3	
<i>Item 1052 Subject A01b</i>	<i>N</i>	2286	998	1193	1312	275	427	522	827	510	1790	300	1190	552	185	292	24

*=less than .05 percent.

QUESTIONNAIRE FORM 1 2010	TOTAL	SEX		RACE		REGION				COLLEGE PLANS?		ILLICIT DRUG USE: LIFETIME				
		M	F	White	Black	NE	NC	S	W	Yes	No	None	Mari- juana Only	Few Pills	More Pills	Any Her- oin
<i>N (Weighted No. of Cases):</i>	2521	1043	1232	1352	289	483	551	947	540	1843	317	1234	610	191	311	24
<i>% of Weighted Total:</i>	100.0	41.4	48.9	53.6	11.5	19.2	21.8	37.6	21.4	73.1	12.6	48.9	24.2	7.6	12.3	0.9
B062C: . . . during the last 30 days?																
1. 0 occasions	98.0	98.2	97.9	98.3	96.9	98.9	98.7	96.9	98.0	98.2	98.7	100.0	100.0	97.5	88.0	70.0
2. 1-2	1.2	1.0	1.4	0.9	2.8	0.5	0.8	1.6	1.7	1.3	0.9	-	-	2.5	7.8	5.2
3. 3-5	0.3	0.2	0.3	0.4	0.2	0.1	0.1	0.5	0.3	0.2	-	-	-	-	1.0	14.1
4. 6-9	0.1	-	0.1	0.1	-	-	0.2	0.1	-	0.1	-	-	-	-	0.3	4.7
5. 10-19	0.4	0.3	0.3	0.3	0.1	0.3	0.2	0.7	-	0.2	0.4	-	-	-	2.3	6.0
6. 20-39	0.1	0.2	-	0.1	-	-	-	0.2	-	-	-	-	-	-	0.6	-
7. 40 or more	*	*	-	*	-	0.1	-	-	-	*	-	-	-	-	0.1	-
<i>Item 1062 Subject A01c</i>	<i>N</i> 2284	998	1192	1312	275	426	521	827	510	1789	300	1190	552	183	291	24
THE FOLLOWING QUESTION REFERS ONLY TO TAKING SEDATIVES WITHOUT A DOCTOR'S ORDERS. IF YOU HAVE NOT DONE THIS IN THE LAST TWELVE MONTHS, GO TO QUESTION B064.																
B063: What sedatives have you taken during the last year without a doctor's orders? (Mark all that apply.)																
A. Phenobarbital	10.5	4.1	15.5	11.1	1.7	9.3	15.5	4.3	19.1	14.0	2.1	-	-	-	10.0	15.7
B. Seconal	5.4	2.1	6.8	3.8	1.7	5.6	15.5	4.3	2.2	6.6	2.1	-	-	-	4.2	10.7
C. Tuinal	5.4	0.6	7.9	2.7	1.7	5.4	15.5	4.3	2.2	6.6	2.1	-	-	-	4.2	10.7
D. Ambien	43.3	45.1	45.7	49.9	23.0	36.5	35.3	39.2	57.9	51.5	31.0	-	-	53.4	37.8	63.1
E. Lunesta	21.9	16.9	26.1	22.8	6.7	24.0	15.5	16.1	33.7	26.4	2.1	-	-	-	20.0	41.5
F. Sonata	10.1	2.7	15.8	10.0	6.7	1.7	15.5	5.8	19.1	13.4	2.1	-	-	-	8.5	20.1
G. Other	50.2	40.0	53.5	49.6	34.7	67.2	69.5	43.4	43.0	41.0	60.4	-	-	41.1	49.3	56.2
H. Don't know the names of some sedatives I have used	24.3	25.8	23.4	11.5	65.4	10.9	39.7	36.2	4.1	25.7	12.7	-	-	22.5	27.2	10.1
<i>Item 3611, 3621, 3631, 3691, 3701, 31780-31800 Subject A01I</i>	<i>N†</i> 77	30	38	40	11	11	10	35	21	53	9	-	-	7	57	12
B064: Do you think you will be using sedatives without a doctor's prescription five years from now?																
1. I definitely will	0.7	0.8	0.6	0.5	1.1	0.5	0.8	0.8	0.5	0.4	1.9	0.2	0.7	0.2	2.7	4.2
2. I probably will	2.7	2.3	2.8	2.2	4.6	2.2	1.2	3.3	3.5	2.6	2.1	0.7	0.4	2.1	13.5	35.5
3. I probably will not	14.4	13.4	15.1	15.1	6.6	16.9	14.9	10.7	17.7	14.8	11.6	9.2	12.5	30.2	29.0	32.1
4. I definitely will not	82.3	83.4	81.5	82.2	87.7	80.4	83.0	85.2	78.3	82.1	84.3	89.8	86.4	67.5	54.8	28.2
<i>Item 3722 Subject A04a</i>	<i>N</i> 2218	969	1166	1284	273	414	506	804	494	1753	285	1170	538	175	271	21
The next questions are about TRANQUILIZERS, which doctors sometimes prescribe to calm people down, quiet their nerves, or relax their muscles.																
They include the following drugs: Librium, Valium, Xanax, Soma, Serax, Ativan, Klonopin.																
B065: Have you ever taken tranquilizers because a doctor told you to use them?																
1. No	96.1	96.8	95.4	95.1	98.6	97.5	97.0	94.9	95.9	95.7	97.6	98.4	98.6	86.5	88.5	80.3
2. Yes, but I had already tried them on my own	1.2	1.0	1.4	1.6	0.4	0.8	1.0	1.4	1.3	1.1	1.4	-	-	1.0	7.8	11.6
3. Yes, and it was the first time I took any	2.7	2.2	3.2	3.4	1.1	1.7	2.0	3.7	2.7	3.1	1.1	1.6	1.4	12.5	3.7	8.2
<i>Item 3730 Subject A01j</i>	<i>N</i> 2267	993	1182	1311	271	422	516	821	507	1781	296	1182	549	182	287	24
B066: On how many occasions (if any) have you taken tranquilizers on your own—that is, without a doctor telling you to take them . . .																
B066A: . . . in your lifetime?																
1. 0 occasions	93.5	94.9	92.9	92.3	97.7	94.2	92.6	93.2	94.5	93.8	94.3	100.0	100.0	83.0	66.9	16.2
2. 1-2	2.2	1.4	3.1	3.0	0.8	2.4	2.7	2.2	1.7	2.3	1.8	-	-	17.0	5.9	10.2
3. 3-5	1.0	1.0	0.8	1.0	0.5	1.3	0.7	0.8	1.5	1.0	0.7	-	-	-	7.3	8.4
4. 6-9	0.5	0.4	0.5	0.7	0.4	0.1	0.6	0.8	0.4	0.5	0.8	-	-	-	3.7	6.3
5. 10-19	0.8	0.3	1.1	0.8	0.2	0.6	1.0	1.2	0.2	0.7	1.1	-	-	-	6.5	-
6. 20-39	0.6	0.6	0.4	0.7	-	0.9	1.3	0.3	-	0.5	0.6	-	-	-	2.2	28.1
7. 40 or more	1.3	1.4	1.1	1.5	0.4	0.4	1.2	1.5	1.8	1.1	0.7	-	-	-	7.5	30.9
<i>Item 1070 Subject A01a</i>	<i>N</i> 2261	994	1174	1306	275	419	517	824	500	1775	295	1182	544	180	290	24

* = less than .05 percent. † = excludes respondents for whom question was inappropriate.

DESCRIPTIVE RESULTS: 2010

77

QUESTIONNAIRE FORM 1 2010	TOTAL	SEX		RACE		REGION				COLLEGE PLANS?		ILLICIT DRUG USE: LIFETIME				
		M	F	White	Black	NE	NC	S	W	Yes	No	None	Mari- juana Only	Few Pills	More Pills	Any Her- oin
<i>N (Weighted No. of Cases):</i>	2521	1043	1232	1352	289	483	551	947	540	1843	317	1234	610	191	311	24
<i>% of Weighted Total:</i>	100.0	41.4	48.9	53.6	11.5	19.2	21.8	37.6	21.4	73.1	12.6	48.9	24.2	7.6	12.3	0.9
B066B: . . . during the last 12 months?																
1. 0 occasions	95.3	96.3	95.0	94.6	99.2	95.2	94.2	95.5	96.1	95.5	96.9	100.0	100.0	92.1	74.3	21.7
2. 1-2	1.8	1.3	2.3	2.1	0.2	2.1	1.7	1.7	1.9	1.9	0.8	-	-	7.9	8.1	13.2
3. 3-5	0.8	0.4	0.6	0.7	-	1.6	0.3	0.9	0.3	0.6	0.7	-	-	-	5.2	11.5
4. 6-9	0.8	0.6	0.8	1.1	-	0.4	1.8	0.5	0.6	0.8	0.7	-	-	-	5.5	9.6
5. 10-19	0.3	0.4	0.2	0.3	0.2	0.3	0.8	0.1	-	0.3	0.2	-	-	-	1.6	5.3
6. 20-39	0.6	0.3	0.7	0.6	0.1	0.1	0.9	0.4	1.0	0.6	0.1	-	-	-	2.7	24.7
7. 40 or more	0.5	0.6	0.4	0.6	0.4	0.3	0.3	0.8	0.2	0.3	0.7	-	-	-	2.5	14.1
<i>Item 1080 Subject A01b</i>	<i>N</i> 2259	995	1171	1304	273	419	518	822	500	1773	295	1182	545	179	290	23
B066C: . . . during the last 30 days?																
1. 0 occasions	97.8	97.9	98.0	97.6	99.2	98.3	97.8	97.2	98.2	98.1	97.9	100.0	100.0	98.6	86.5	64.0
2. 1-2	1.3	1.2	1.0	1.3	0.4	1.0	1.3	1.6	0.9	1.1	1.1	-	-	1.4	8.7	2.7
3. 3-5	0.2	0.2	0.3	0.4	-	0.3	0.2	0.3	-	0.2	0.2	-	-	-	0.8	12.9
4. 6-9	0.3	0.1	0.4	0.3	-	-	0.5	0.1	0.5	0.4	-	-	-	-	1.4	10.0
5. 10-19	0.3	0.4	0.1	0.4	0.1	0.1	-	0.5	0.2	0.2	0.4	-	-	-	1.6	5.2
6. 20-39	0.1	0.1	-	0.1	-	0.3	-	-	-	-	-	-	-	-	-	5.2
7. 40 or more	0.1	0.1	0.1	-	0.4	-	0.1	0.2	0.2	0.1	0.3	-	-	-	1.0	-
<i>Item 1090 Subject A01c</i>	<i>N</i> 2261	995	1173	1304	274	419	518	823	501	1774	295	1182	545	179	291	24
IF YOU HAVE NOT TAKEN TRANQUILIZERS IN THE LAST TWELVE MONTHS, GO TO Q.B074.																
THE FOLLOWING QUESTIONS REFER ONLY TO TAKING TRANQUILIZERS WITHOUT A DOCTOR'S ORDERS. IF YOU HAVE NOT DONE THIS IN THE LAST TWELVE MONTHS, GO TO Q.B074.																
B067: When you used tranquilizers during the last year, how often did you use them in each of the following situations?																
B067A: When you were alone																
1. Not at all	58.8	37.1	70.3	59.0	52.5	64.0	56.8	57.9	58.8	60.6	43.4	-	-	79.8	56.2	53.6
2. A few of the times	16.6	20.0	15.6	16.5	16.5	12.7	10.8	28.0	7.9	15.7	32.2	-	-	18.8	16.4	15.6
3. Some of the times	9.1	12.8	6.3	9.1	-	5.5	9.6	10.0	10.1	8.2	-	-	-	-	9.0	15.7
4. Most of the times	9.0	16.2	5.8	8.8	-	7.2	14.8	1.3	16.0	10.2	-	-	-	-	9.8	12.5
5. Every time	6.5	13.9	1.9	6.5	31.0	10.5	8.0	2.8	7.2	5.4	24.4	-	-	1.4	8.6	2.6
<i>Item 3740 Subject A05a</i>	<i>N†</i> 98	35	56	68	4	17	30	34	18	75	9	-	-	13	67	19
B067B: With just 1 or 2 other people																
1. Not at all	16.2	12.4	19.6	19.5	41.0	23.9	19.4	5.4	26.1	17.4	23.1	-	-	49.0	13.3	2.9
2. A few of the times	31.9	27.8	30.0	28.9	16.5	43.0	37.1	34.5	6.7	29.4	33.7	-	-	21.0	34.6	29.7
3. Some of the times	24.5	20.8	28.8	25.0	-	3.7	26.5	24.7	40.5	25.8	25.0	-	-	10.4	21.6	45.6
4. Most of the times	10.4	19.2	4.7	8.8	11.5	9.8	7.4	12.4	11.7	10.3	-	-	-	-	12.0	11.8
5. Every time	17.1	19.7	16.9	17.9	31.0	19.7	9.6	22.9	15.1	17.1	18.1	-	-	19.6	18.5	10.0
<i>Item 3750 Subject A05b</i>	<i>N†</i> 101	35	58	69	4	17	30	37	18	78	9	-	-	14	69	19
B067C: At a party																
1. Not at all	51.6	49.9	59.2	54.7	57.5	54.5	61.8	47.5	41.0	59.7	31.2	-	-	91.8	50.3	30.9
2. A few of the times	13.6	17.2	9.2	11.2	-	12.7	18.1	7.5	19.4	13.3	7.2	-	-	4.5	15.5	12.5
3. Some of the times	13.7	11.9	12.4	13.4	-	10.9	10.4	18.9	11.3	9.9	21.1	-	-	-	12.8	25.6
4. Most of the times	15.9	9.6	17.2	17.1	11.5	18.2	9.7	19.5	16.6	14.1	27.2	-	-	-	15.3	28.5
5. Every time	5.2	11.3	2.0	3.5	31.0	3.7	-	6.7	11.7	3.0	13.3	-	-	3.7	6.1	2.6
<i>Item 3760 Subject A05c</i>	<i>N†</i> 98	35	56	67	4	17	28	35	18	75	9	-	-	12	67	19
B067D: When your date or spouse was present																
1. Not at all	62.9	67.8	58.3	62.5	52.5	77.8	69.4	52.1	59.5	63.1	53.2	-	-	89.3	59.7	56.4
2. A few of the times	11.3	13.1	11.5	10.1	16.5	21.0	3.6	16.2	4.5	12.5	4.9	-	-	1.4	11.2	18.4
3. Some of the times	11.6	11.0	13.4	16.8	-	-	13.4	13.2	16.6	9.6	28.7	-	-	-	14.4	9.4
4. Most of the times	4.9	1.8	4.5	2.5	-	-	-	13.7	-	4.2	-	-	-	-	7.2	-
5. Every time	9.3	6.2	12.4	8.2	31.0	1.1	13.5	4.7	19.4	10.6	13.3	-	-	9.2	7.5	15.8
<i>Item 3770 Subject A05b</i>	<i>N†</i> 99	35	57	68	4	17	29	35	18	76	9	-	-	13	67	19

†=excludes respondents for whom question was inappropriate.

QUESTIONNAIRE FORM 1 2010	TOTAL	SEX		RACE		REGION				COLLEGE PLANS?		ILLICIT DRUG USE: LIFETIME					
		M	F	White	Black	NE	NC	S	W	Yes	No	None	Mari- juana Only	Few Pills	More Pills	Any Her- oin	
<i>N (Weighted No. of Cases):</i>	2521	1043	1232	1352	289	483	551	947	540	1843	317	1234	610	191	311	24	
<i>% of Weighted Total:</i>	100.0	41.4	48.9	53.6	11.5	19.2	21.8	37.6	21.4	73.1	12.6	48.9	24.2	7.6	12.3	0.9	
B067E: When people over age 30 were present																	
1. Not at all	61.9	63.3	57.5	62.0	25.7	69.8	49.3	60.1	78.9	63.1	50.3	-	-	97.8	60.7	41.5	
2. A few of the times	14.1	14.5	14.5	12.3	16.5	24.5	18.2	12.7	-	14.6	12.1	-	-	-	15.8	17.5	
3. Some of the times	8.4	6.6	10.5	8.5	-	-	11.6	7.0	13.8	7.0	13.3	-	-	-	6.3	21.7	
4. Most of the times	7.7	6.6	9.2	11.1	-	-	13.5	10.3	-	7.8	-	-	-	-	6.2	18.3	
5. Every time	8.0	9.0	8.3	6.1	57.8	5.8	7.4	9.9	7.2	7.6	24.4	-	-	2.2	11.0	1.0	
<i>Item 3780 Subject A05b</i>	<i>N†</i>	99	35	57	68	4	17	29	35	18	76	9	-	-	13	67	19
B067F: During the daytime (before 4:00 p.m.)																	
1. Not at all	37.1	37.4	37.2	32.0	25.7	40.9	22.2	42.8	45.0	41.0	14.3	-	-	80.3	35.2	17.6	
2. A few of the times	20.6	23.8	19.8	25.5	16.5	22.5	30.4	17.6	9.5	20.1	19.9	-	-	8.2	24.2	15.0	
3. Some of the times	26.3	20.2	26.7	29.0	-	21.1	35.4	24.0	22.2	22.2	40.5	-	-	-	22.5	56.3	
4. Most of the times	9.7	6.3	12.9	7.6	-	7.2	8.1	8.0	17.7	12.6	-	-	-	2.5	10.8	10.0	
5. Every time	6.3	12.2	3.4	5.9	57.8	8.2	3.9	7.6	5.6	4.1	25.3	-	-	9.0	7.4	1.0	
<i>Item 3790 Subject A05c</i>	<i>N†</i>	97	35	56	66	4	17	27	35	18	74	9	-	-	11	67	19
B067G: At your home (or apartment or dorm)																	
1. Not at all	46.1	36.8	52.7	45.7	25.7	48.2	47.6	41.1	52.0	49.9	23.1	-	-	85.6	45.0	25.0	
2. A few of the times	12.3	12.1	12.7	10.3	16.5	6.6	9.1	18.0	11.3	15.2	7.2	-	-	10.4	13.6	8.5	
3. Some of the times	18.8	14.4	17.4	18.3	-	15.6	21.7	24.5	5.6	12.5	40.5	-	-	-	15.8	41.5	
4. Most of the times	7.0	5.0	9.1	6.0	-	7.2	3.9	4.8	16.0	8.6	4.9	-	-	-	7.4	10.0	
5. Every time	15.8	31.8	8.0	19.8	57.8	22.4	17.7	11.6	15.1	13.7	24.4	-	-	4.0	18.2	15.0	
<i>Item 3800 Subject A05c</i>	<i>N†</i>	98	35	56	67	4	17	28	35	18	75	9	-	-	12	67	19
B067H: At school																	
1. Not at all	57.6	50.0	62.6	56.7	69.0	63.3	62.0	53.1	54.0	66.7	27.0	-	-	91.8	57.5	35.7	
2. A few of the times	14.0	17.6	12.5	14.8	-	12.7	14.4	19.0	4.5	13.1	22.6	-	-	8.2	17.1	6.6	
3. Some of the times	13.7	15.8	9.5	11.1	-	15.6	19.9	7.1	15.5	12.8	13.3	-	-	-	11.3	31.3	
4. Most of the times	7.7	4.8	10.3	9.3	-	-	-	12.1	18.2	6.1	11.8	-	-	-	8.6	9.0	
5. Every time	7.1	11.8	5.1	8.0	31.0	8.3	3.8	8.6	7.8	1.3	25.3	-	-	-	5.5	17.4	
<i>Item 3810 Subject A05c</i>	<i>N†</i>	99	35	57	67	4	17	28	36	18	76	9	-	-	12	68	19
B067I: In a car																	
1. Not at all	68.3	69.8	71.7	67.1	72.2	65.2	72.1	65.3	71.2	77.5	31.2	-	-	100.0	74.1	25.9	
2. A few of the times	16.6	8.1	15.3	16.2	-	33.7	13.6	16.6	5.0	11.0	23.3	-	-	-	11.7	45.4	
3. Some of the times	7.4	15.1	3.6	8.4	-	-	14.3	9.0	-	5.1	20.5	-	-	-	7.5	11.9	
4. Most of the times	5.6	2.8	8.1	8.3	-	-	-	7.3	16.6	6.1	11.8	-	-	-	4.3	14.3	
5. Every time	2.2	4.2	1.2	-	27.8	1.1	-	1.9	7.2	0.4	13.3	-	-	-	2.5	2.6	
<i>Item 3830 Subject A05c</i>	<i>N†</i>	99	35	57	67	4	17	28	36	18	75	9	-	-	12	68	19
B068: Where did you get the tranquilizers you used without a doctor's orders during the last year? (Mark all that apply.)																	
A. Bought on the Internet	8.7	8.2	6.7	3.0	52.5	8.4	11.2	6.4	9.4	5.5	20.5	-	-	21.2	5.6	7.2	
B. Took from a friend without asking	9.2	18.7	2.1	11.2	8.4	15.0	10.8	7.7	3.0	4.3	14.1	-	-	-	5.7	19.3	
C. Took from a relative without asking	22.6	27.6	15.8	17.6	36.4	37.7	16.6	17.3	29.6	20.1	2.1	-	-	2.2	19.8	33.9	
D. Given for free by a friend	57.3	45.5	60.9	55.5	8.4	63.4	37.1	63.2	77.1	54.8	45.3	-	-	71.4	52.0	68.5	
E. Given for free by a relative	20.5	15.7	26.2	16.6	28.0	20.0	23.2	14.1	29.8	24.2	22.9	-	-	3.5	22.7	19.6	
F. Bought from a friend	59.1	52.6	59.8	50.0	19.5	69.0	39.9	72.1	57.2	57.4	42.5	-	-	18.9	62.6	68.5	
G. Bought from a relative	6.9	-	11.6	4.6	-	13.6	3.7	8.2	3.0	8.8	-	-	-	-	7.5	6.1	
H. From a prescription I had	11.8	16.7	9.9	14.6	-	5.5	5.8	18.3	16.0	12.1	7.8	-	-	-	10.5	20.6	
I. Bought from a drug dealer/stranger	39.6	34.5	42.2	35.0	52.5	44.7	30.1	38.6	54.7	39.5	38.3	-	-	-	32.9	84.8	
J. Other method	5.8	3.4	5.7	2.6	8.4	6.6	7.0	5.7	3.0	5.7	2.1	-	-	22.9	2.9	7.2	
<i>Item 31810-31870 Subject A01n</i>	<i>N†</i>	97	33	54	64	2	17	30	34	15	70	9	-	-	8	68	18

†=excludes respondents for whom question was inappropriate.

DESCRIPTIVE RESULTS: 2010

79

QUESTIONNAIRE FORM 1 2010	TOTAL	SEX		RACE		REGION				COLLEGE PLANS?		ILLCIT DRUG USE: LIFETIME					
		M	F	White	Black	NE	NC	S	W	Yes	No	None	Mari- juana Only	Few Pills	More Pills	Any Her- oin	
<i>N (Weighted No. of Cases):</i>	2521	1043	1232	1352	289	483	551	947	540	1843	317	1234	610	191	311	24	
<i>% of Weighted Total:</i>	100.0	41.4	48.9	53.6	11.5	19.2	21.8	37.6	21.4	73.1	12.6	48.9	24.2	7.6	12.3	0.9	
B069: What have been the most important reasons for your taking tranquilizers without a doctor's orders? (Mark all that apply.)																	
A. To experiment—to see what it's like	51.2	49.7	50.6	46.7	38.3	57.6	42.2	53.8	54.8	55.5	49.6	-	-	62.8	54.2	35.0	
B. To relax or relieve tension	64.8	71.9	58.1	66.0	22.6	56.6	54.9	81.6	54.8	64.9	55.2	-	-	30.0	66.7	74.0	
C. To feel good or get high	58.8	68.6	47.4	51.6	6.8	68.1	61.6	64.1	31.6	50.9	69.9	-	-	40.5	61.5	57.7	
D. To seek deeper insights and understanding	6.2	11.7	2.9	4.3	35.5	-	6.1	4.9	16.4	2.4	18.3	-	-	-	4.9	9.2	
E. To have a good time with my friends	32.7	31.7	28.2	31.4	-	27.4	32.1	40.7	22.0	28.3	42.2	-	-	12.9	34.5	34.4	
F. To fit in with a group I like	4.3	-	5.8	3.4	-	-	5.6	5.9	3.0	3.0	11.8	-	-	-	2.2	11.5	
G. To get away from my problems or troubles	24.7	25.2	19.2	16.5	6.8	16.7	15.3	37.5	22.8	21.8	18.8	-	-	-	23.6	38.7	
H. Because of boredom, nothing else to do	21.4	29.2	10.0	20.2	6.8	47.4	22.0	12.1	12.0	19.0	17.6	-	-	31.1	13.9	42.3	
I. Because of anger or frustration	21.3	18.4	17.5	12.9	-	15.6	13.7	26.9	29.3	19.1	11.8	-	-	-	19.0	37.6	
J. To get through the day	20.0	21.1	16.4	16.1	42.3	29.4	7.6	22.4	27.2	13.3	37.1	-	-	-	18.3	33.3	
K. To increase the effects of some other drug(s)	11.5	18.4	8.0	10.3	-	-	11.6	19.2	6.9	12.5	-	-	-	-	10.6	17.8	
L. To decrease (offset) the effects of some other drug(s)	2.4	2.1	2.1	1.7	-	-	3.9	2.0	3.0	2.6	-	-	-	-	1.0	5.9	
M. To get to sleep	35.0	29.1	38.1	30.5	19.4	17.3	31.0	42.8	44.6	36.6	27.2	-	-	3.5	33.4	54.2	
N. To relieve physical pain	31.0	26.9	29.3	26.4	19.4	27.7	23.3	33.3	43.9	30.3	22.9	-	-	18.7	28.5	44.6	
O. Because I am "hooked"—I have to have them	4.3	-	6.8	3.4	-	-	3.9	7.5	3.0	3.7	11.8	-	-	-	2.2	11.5	
<i>Item 3910-4040 Subject A06a</i>	<i>N†</i>	95	33	53	64	3	17	29	34	15	70	9	-	-	8	67	19
B070: When you take tranquilizers, how high do you usually get?																	
1. Not at all high	7.7	9.5	7.1	6.1	46.4	2.7	5.6	9.2	13.1	8.3	11.1	-	-	18.7	5.1	10.3	
2. A little high	15.2	17.4	15.3	20.0	-	23.0	4.0	10.3	35.1	19.1	3.2	-	-	20.4	18.4	-	
3. Moderately high	31.9	34.9	25.3	30.9	-	30.3	41.5	40.9	-	28.1	35.3	-	-	7.8	37.1	29.3	
4. Very high	30.3	31.8	30.8	33.2	14.8	24.8	41.5	29.3	20.5	25.6	50.3	-	-	18.3	25.6	57.1	
5. I don't take them to get high	14.8	6.3	21.5	9.9	38.8	19.2	7.4	10.3	31.3	18.9	-	-	-	34.8	13.7	3.2	
<i>Item 4050 Subject A01e</i>	<i>N†</i>	101	35	57	67	4	18	28	37	18	77	9	-	-	12	70	19
B071: When you take tranquilizers, how long do you usually stay high?																	
1. Usually don't get high	14.2	14.6	14.3	11.4	61.2	10.0	10.6	12.7	29.2	16.1	11.1	-	-	42.5	11.2	10.3	
2. One to two hours	24.3	22.3	28.2	20.2	24.0	22.8	16.8	20.3	50.1	29.1	25.9	-	-	25.2	29.3	5.7	
3. Three to six hours	43.3	46.4	40.2	48.6	10.3	58.5	41.7	48.4	15.7	37.6	38.0	-	-	11.9	48.0	43.8	
4. Seven to 24 hours	15.9	11.6	16.4	17.4	-	7.7	27.4	17.0	1.9	16.4	11.8	-	-	20.4	9.2	39.1	
5. More than 24 hours	2.3	5.1	0.8	2.5	4.5	1.1	3.5	1.7	3.0	0.9	13.2	-	-	-	2.3	1.0	
<i>Item 4060 Subject A01f</i>	<i>N†</i>	98	35	55	65	4	18	28	37	15	73	9	-	-	10	69	19
B072: What tranquilizers have you taken during the last year without a doctor's orders? (Mark all that apply.)																	
A. Librium	11.5	6.0	13.4	10.5	5.1	6.0	7.9	11.7	24.7	9.9	9.3	-	-	-	9.1	24.2	
B. Valium	43.1	46.2	37.9	41.1	5.1	51.4	35.1	39.8	55.6	36.4	44.6	-	-	10.0	41.1	64.4	
C. Xanax	84.1	77.9	87.5	86.6	33.9	76.9	94.5	83.9	74.2	83.2	85.6	-	-	63.0	85.6	87.4	
D. Soma	32.3	26.7	29.8	28.0	5.1	20.1	30.4	35.7	43.2	27.9	2.1	-	-	-	29.7	55.9	
E. Serax	9.0	7.4	8.9	6.0	5.1	6.0	3.9	12.9	12.5	7.4	2.1	-	-	5.3	4.5	26.0	
F. Ativan	8.9	9.7	9.0	6.6	5.1	13.3	11.8	6.8	3.1	11.1	2.1	-	-	-	6.9	18.7	
G. Klonopin	39.3	28.5	48.7	40.5	16.9	37.2	47.4	35.6	35.3	43.1	42.6	-	-	29.5	35.2	58.2	
H. Other	33.3	28.3	29.8	25.2	38.6	43.9	13.4	39.4	42.5	27.6	19.0	-	-	5.3	33.0	45.7	
I. Don't know the names of some tranquilizers I have used	14.3	13.0	11.8	6.8	27.5	27.9	4.2	15.8	12.5	13.3	-	-	-	11.4	9.2	33.7	
<i>Item 4070-4080, 4095, 4120, 4155, 4160, 31880-31900 Subject A01i</i>	<i>N†</i>	98	35	55	65	4	19	28	37	15	73	9	-	-	8	71	18
B073: Have you ever tried to stop using tranquilizers and found that you couldn't stop?																	
1. Yes	6.9	8.8	5.1	3.6	-	10.2	2.2	10.5	3.3	5.7	19.0	-	-	7.8	6.3	8.8	
2. No	93.1	91.2	94.9	96.4	100.0	89.8	97.8	89.5	96.7	94.3	81.0	-	-	92.2	93.7	91.2	
<i>Item 4170 Subject A01i</i>	<i>N†</i>	102	36	59	68	4	18	29	38	18	78	9	-	-	12	71	19

†=excludes respondents for whom question was inappropriate.

QUESTIONNAIRE FORM 1 2010	TOTAL	SEX		RACE		REGION				COLLEGE PLANS?		ILLCIT DRUG USE: LIFETIME				
		M	F	White	Black	NE	NC	S	W	Yes	No	None	Mari- juana Only	Few Pills	More Pills	Any Her- oin
<i>N (Weighted No. of Cases):</i>	2521	1043	1232	1352	289	483	551	947	540	1843	317	1234	610	191	311	24
<i>% of Weighted Total:</i>	100.0	41.4	48.9	53.6	11.5	19.2	21.8	37.6	21.4	73.1	12.6	48.9	24.2	7.6	12.3	0.9
B074: Do you think you will be using tranquilizers without a doctor's orders five years from now?																
1. I definitely will	0.7	0.7	0.5	0.8	0.9	0.6	1.0	0.7	0.2	0.3	0.9	0.3	0.2	-	1.2	24.4
2. I probably will	1.3	1.1	1.3	1.3	1.2	1.6	1.0	1.2	1.6	1.1	1.5	0.1	0.4	1.4	6.4	25.0
3. I probably will not	11.8	10.9	12.3	11.4	7.8	10.6	10.9	10.8	15.0	12.0	11.6	6.9	9.3	22.4	29.8	31.2
4. I definitely will not	86.3	87.3	85.8	86.6	90.0	87.2	87.1	87.2	83.2	86.6	85.9	92.7	90.1	76.2	62.6	19.4
<i>Item 4180 Subject A04a</i>	<i>N</i> 2224	973	1177	1295	267	417	500	805	502	1767	286	1174	532	181	268	24
The next questions are about the use of different forms of cocaine, such as "crack," powder, freebase, or coca paste.																
B075: Have you ever taken cocaine in "crack" form or in any other freebase form—that is, where you inhaled the fumes from smoking, heating, or burning it?																
1. No—GO TO Q.B077	98.2	98.6	98.2	98.3	99.7	99.0	98.8	98.5	96.3	98.7	97.2	100.0	100.0	97.3	90.6	62.1
2. Yes	1.8	1.4	1.8	1.7	0.3	1.0	1.2	1.5	3.7	1.3	2.8	-	-	2.7	9.4	37.9
<i>Item 22250 Subject A01a</i>	<i>N</i> 2269	1000	1189	1311	271	426	511	823	509	1783	303	1186	547	180	290	24
B076: On how many occasions (if any) have you taken "crack" (cocaine in chunk or rock form) . . .																
B076A: . . . in your lifetime?																
1. 0 occasions—incl. (1) in Q.B075	98.6	99.0	98.6	98.8	99.7	99.2	99.1	98.5	97.6	99.0	98.3	100.0	100.0	99.1	92.5	62.1
2. 1-2	0.5	0.5	0.4	0.6	0.3	0.3	0.4	0.6	0.6	0.4	0.7	-	-	0.9	2.6	9.6
3. 3-5	0.2	0.2	0.1	0.2	-	-	0.1	-	0.6	0.2	0.2	-	-	-	1.0	2.8
4. 6-9	0.2	-	0.3	0.1	-	-	0.2	0.4	0.2	0.2	0.3	-	-	-	1.0	11.5
5. 10-19	0.3	0.2	0.3	0.1	-	0.2	0.2	0.1	0.8	0.2	0.5	-	-	-	1.8	4.2
6. 20-39	*	-	-	-	-	0.2	-	-	-	-	-	-	-	-	0.3	-
7. 40 or more	0.2	0.1	0.3	0.1	0.1	*	-	0.4	0.2	0.1	0.1	-	-	-	0.8	9.7
<i>Item 22260 Subject A01a</i>	<i>N</i> 2268	1000	1188	1311	271	426	510	823	509	1783	303	1186	547	180	289	24
B076B: . . . during the last 12 months?																
1. 0 occasions—incl. (1) in Q.B075	99.1	99.6	98.9	99.3	99.9	99.3	99.7	99.2	98.4	99.3	99.4	100.0	100.0	100.0	95.9	66.6
2. 1-2	0.3	0.1	0.5	0.5	-	0.3	0.1	0.3	0.6	0.3	0.3	-	-	-	1.2	16.4
3. 3-5	0.1	0.1	-	-	-	0.2	-	0.1	0.1	-	0.2	-	-	-	0.8	-
4. 6-9	0.2	0.1	0.3	0.1	-	-	0.2	-	0.6	0.2	-	-	-	-	0.8	7.2
5. 10-19	0.1	-	0.1	-	-	0.2	-	-	0.1	-	-	-	-	-	0.6	-
6. 20-39	*	0.1	-	-	0.1	*	-	-	0.2	*	0.1	-	-	-	0.3	0.8
7. 40 or more	0.2	*	0.3	0.1	-	-	-	0.4	0.1	0.1	-	-	-	-	0.5	8.9
<i>Item 22270 Subject A01b</i>	<i>N</i> 2268	1000	1188	1311	271	426	510	823	509	1783	303	1186	547	180	289	24
B076C: . . . during the last 30 days?																
1. 0 occasions—incl. (1) in Q.B075	99.5	99.7	99.4	99.7	99.9	99.7	99.7	99.5	99.1	99.6	99.7	100.0	100.0	100.0	97.4	83.0
2. 1-2	*	-	*	*	-	-	0.1	-	-	*	-	-	-	-	0.2	-
3. 3-5	0.1	0.1	-	-	-	-	-	0.1	0.2	*	0.2	-	-	-	0.5	2.6
4. 6-9	0.3	0.1	0.5	0.2	-	-	0.2	0.2	0.7	0.3	-	-	-	-	1.1	13.6
5. 10-19	*	*	-	-	0.1	0.3	-	-	-	-	0.1	-	-	-	0.3	0.8
6. 20-39	-	-	-	-	-	-	-	-	-	-	-	-	-	-	-	-
7. 40 or more	0.1	-	0.1	-	-	-	-	0.2	-	0.1	-	-	-	-	0.5	-
<i>Item 22280 Subject A01c</i>	<i>N</i> 2269	1000	1188	1311	271	426	510	824	509	1783	303	1186	547	180	289	24
B077: On how many occasions (if any) have you taken cocaine in any other form . . .																
B077A: . . . in your lifetime?																
1. 0 occasions	95.7	95.7	96.0	95.7	99.4	96.5	96.5	95.5	94.6	96.3	95.2	100.0	100.0	93.1	75.8	22.7
2. 1-2	1.9	2.2	1.6	2.0	0.3	1.7	1.6	2.0	2.1	1.7	2.2	-	-	6.9	9.9	11.0
3. 3-5	1.1	0.9	1.1	0.7	-	1.2	0.7	1.3	1.0	1.1	0.8	-	-	-	6.7	25.0
4. 6-9	0.5	0.2	0.6	0.6	-	-	0.2	0.3	1.3	0.5	-	-	-	-	2.3	19.4
5. 10-9	0.3	0.4	0.1	0.3	-	0.2	0.8	-	0.2	0.1	0.3	-	-	-	2.1	-
6. 20-39	0.2	0.5	0.1	0.4	-	-	-	0.2	0.7	0.1	1.0	-	-	-	1.9	-
7. 40 or more	0.4	0.2	0.6	0.4	0.3	0.5	0.2	0.6	0.1	0.2	0.4	-	-	-	1.3	21.9
<i>Item 22320 Subject A01a</i>	<i>N</i> 2239	987	1180	1302	271	415	509	815	500	1776	294	1179	540	180	279	21

DESCRIPTIVE RESULTS: 2010

81

QUESTIONNAIRE FORM 1 2010	TOTAL	SEX		RACE		REGION				COLLEGE PLANS?		ILLCIT DRUG USE: LIFETIME					
		M	F	White	Black	NE	NC	S	W	Yes	No	None	Mari- juana Only	Few Pills	More Pills	Any Her- oin	
<i>N (Weighted No. of Cases):</i>	2521	1043	1232	1352	289	483	551	947	540	1843	317	1234	610	191	311	24	
<i>% of Weighted Total:</i>	100.0	41.4	48.9	53.6	11.5	19.2	21.8	37.6	21.4	73.1	12.6	48.9	24.2	7.6	12.3	0.9	
B077B: . . . during the last 12 months?																	
1. 0 occasions	97.7	97.3	98.0	97.4	99.7	98.2	98.0	97.8	96.8	98.1	96.9	100.0	100.0	97.5	86.4	54.7	
2. 1-2	1.2	1.5	0.9	1.2	-	1.5	1.1	1.1	1.1	1.0	1.5	-	-	2.5	7.0	10.5	
3. 3-5	0.3	0.3	0.3	0.3	-	-	-	0.3	0.9	0.3	0.2	-	-	-	1.9	7.6	
4. 6-9	0.1	-	0.2	0.2	-	-	0.2	-	0.2	0.1	-	-	-	-	0.4	5.3	
5. 10-19	0.4	0.8	0.1	0.6	-	-	0.7	0.2	0.9	0.2	1.0	-	-	-	3.6	-	
6. 20-39	*	*	0.1	-	0.3	*	-	0.1	-	*	0.1	-	-	-	0.2	0.9	
7. 40 or more	0.3	*	0.5	0.3	-	0.3	-	0.5	0.1	0.2	0.4	-	-	-	0.5	21.0	
<i>Item 22330 Subject A01b</i>	<i>N</i>	2240	988	1179	1303	271	415	510	816	499	1777	294	1181	540	178	279	21
B077C: . . . during the last 30 days?																	
1. 0 occasions	98.9	98.8	98.9	98.8	99.7	99.0	98.8	99.1	98.4	98.9	99.7	100.0	100.0	99.5	93.3	70.2	
2. 1-2	0.7	0.9	0.5	0.9	-	0.7	0.9	0.2	1.1	0.7	-	-	-	0.5	4.6	4.7	
3. 3-5	0.1	0.2	*	*	-	-	-	0.1	0.5	0.1	0.2	-	-	-	0.9	2.9	
4. 6-9	0.2	*	0.3	0.3	-	-	0.3	0.3	0.1	0.1	-	-	-	-	0.4	15.4	
5. 10-19	0.1	*	0.2	0.1	0.3	0.3	-	0.1	-	0.1	0.1	-	-	-	0.2	6.8	
6. 20-39	-	-	-	-	-	-	-	-	-	-	-	-	-	-	-	-	
7. 40 or more	0.1	-	0.1	-	-	-	-	0.2	-	0.1	-	-	-	-	0.5	-	
<i>Item 22340 Subject A01c</i>	<i>N</i>	2241	988	1179	1302	273	415	510	817	500	1777	294	1181	540	178	279	21
IF YOU HAVE NOT TAKEN ANY COCAINE (POWDER, CRACK, FREEBASE, ETC.) IN THE LAST TWELVE MONTHS, GO TO Q.B086.																	
B078: When you used cocaine during the last year, how often did you use it in each of the following situations?																	
B078A: When you were alone																	
1. Not at all	82.3	81.7	84.4	87.5	-	78.6	79.6	80.1	89.0	87.9	97.9	-	-	100.0	86.6	62.1	
2. A few of the times	6.9	10.0	4.8	-	-	-	8.3	7.1	9.2	5.8	-	-	-	-	9.7	-	
3. Some of the times	6.9	1.7	10.8	9.1	-	5.1	8.3	12.8	-	4.2	-	-	-	-	2.5	24.0	
4. Most of the times	2.2	4.7	-	3.3	-	14.1	-	-	-	-	-	-	-	-	-	10.0	
5. Every time	1.7	1.8	-	-	-	2.2	3.7	-	1.8	2.1	2.1	-	-	-	1.2	3.9	
<i>Item 4190 Subject A05a</i>	<i>N†</i>	56	26	27	37	-	9	13	18	16	37	9	-	-	4	40	12
B078B: With just 1 or 2 other people																	
1. Not at all	7.1	-	5.6	6.6	-	20.4	-	11.4	-	1.9	10.1	-	-	19.8	5.5	-	
2. A few of the times	32.0	26.3	42.1	29.8	-	28.2	16.3	48.5	25.7	42.7	26.1	-	-	18.4	34.6	30.9	
3. Some of the times	15.8	11.7	20.1	18.4	-	21.0	16.0	16.9	11.6	13.7	10.2	-	-	22.1	10.5	32.5	
4. Most of the times	19.3	26.2	15.4	25.2	-	14.1	37.4	3.1	28.3	13.5	28.7	-	-	-	17.8	32.6	
5. Every time	25.8	35.8	16.7	19.9	-	16.3	30.3	20.1	34.5	28.3	24.9	-	-	39.7	31.6	3.9	
<i>Item 4200 Subject A05b</i>	<i>N†</i>	57	26	27	38	-	9	13	20	16	37	10	-	-	4	40	12
B078C: At a party																	
1. Not at all	37.6	44.9	23.6	29.4	-	63.9	25.5	36.3	34.6	38.1	33.4	-	-	51.3	40.5	18.0	
2. A few of the times	18.8	11.4	28.6	20.1	-	24.3	28.9	20.0	6.0	22.1	25.8	-	-	28.9	13.9	32.6	
3. Some of the times	17.3	13.3	21.8	19.0	-	-	12.5	19.2	28.3	12.7	28.7	-	-	-	16.1	28.9	
4. Most of the times	12.5	13.6	13.2	18.7	-	-	15.7	7.9	22.5	14.1	-	-	-	-	15.5	8.0	
5. Every time	13.8	16.8	12.8	12.8	-	11.8	17.3	16.5	8.6	12.9	12.1	-	-	19.8	13.9	12.5	
<i>Item 4210 Subject A05c</i>	<i>N†</i>	57	26	27	38	-	9	13	20	16	37	10	-	-	4	40	12
B078D: When your date or spouse was present																	
1. Not at all	57.8	81.7	33.8	62.9	-	78.6	65.9	50.6	48.8	46.6	91.6	-	-	100.0	59.6	33.8	
2. A few of the times	12.2	12.1	13.9	8.1	-	-	-	26.4	11.0	12.2	6.6	-	-	-	12.9	14.9	
3. Some of the times	12.1	5.5	18.1	16.7	-	5.1	12.5	7.7	20.7	17.4	-	-	-	-	12.1	17.0	
4. Most of the times	7.3	-	12.5	3.2	-	14.1	-	11.7	4.2	7.5	-	-	-	-	7.5	10.0	
5. Every time	10.7	0.7	21.7	9.1	-	2.2	21.7	3.5	15.3	16.3	1.9	-	-	-	7.9	24.2	
<i>Item 4220 Subject A05b</i>	<i>N†</i>	57	26	27	38	-	9	13	19	16	36	10	-	-	4	39	12

*=less than .05 percent. †=excludes respondents for whom question was inappropriate.

QUESTIONNAIRE FORM 1 2010	TOTAL	SEX		RACE		REGION				COLLEGE PLANS?		ILLCIT DRUG USE: LIFETIME					
		M	F	White	Black	NE	NC	S	W	Yes	No	None	Mari- juana Only	Few Pills	More Pills	Any Her- oin	
<i>N (Weighted No. of Cases):</i>	2521	1043	1232	1352	289	483	551	947	540	1843	317	1234	610	191	311	24	
<i>% of Weighted Total:</i>	100.0	41.4	48.9	53.6	11.5	19.2	21.8	37.6	21.4	73.1	12.6	48.9	24.2	7.6	12.3	0.9	
B078E: When people over age 30 were present																	
1. Not at all	76.8	76.1	75.3	72.3	-	92.7	87.5	73.5	63.4	73.0	69.5	-	-	100.0	72.1	81.4	
2. A few of the times	3.9	6.4	1.8	3.9	-	-	3.8	9.2	-	6.0	-	-	-	-	3.1	8.0	
3. Some of the times	12.5	11.3	14.8	18.3	-	-	8.7	-	36.6	11.1	28.7	-	-	-	15.3	9.1	
4. Most of the times	2.0	1.7	2.5	3.0	-	5.1	-	3.8	-	3.1	-	-	-	-	3.0	-	
5. Every time	4.8	4.5	5.5	2.6	-	2.2	-	13.6	-	6.8	1.9	-	-	-	6.5	1.5	
<i>Item 4230 Subject A05b</i>	<i>N†</i>	55	26	27	38	-	9	13	18	16	36	10	-	-	4	38	12
B078F: During the daytime (before 4:00 p.m.)																	
1. Not at all	47.6	59.3	33.8	44.8	-	64.5	50.1	58.8	22.8	45.3	59.2	-	-	88.4	48.8	25.3	
2. A few of the times	11.6	16.1	9.0	12.6	-	-	19.6	8.5	15.4	10.9	-	-	-	11.6	13.1	8.0	
3. Some of the times	26.0	14.3	35.9	33.4	-	14.1	30.3	15.6	41.6	26.2	38.9	-	-	-	21.9	50.2	
4. Most of the times	8.0	4.8	12.3	6.0	-	5.1	-	17.0	5.0	7.6	-	-	-	-	6.9	14.9	
5. Every time	6.8	5.5	9.0	3.2	-	16.3	-	-	15.3	10.1	1.9	-	-	-	9.3	1.5	
<i>Item 4240 Subject A05c</i>	<i>N†</i>	57	26	27	38	-	9	13	19	16	36	10	-	-	4	39	12
B078G: At your home (or apartment or dorm)																	
1. Not at all	52.9	62.4	43.8	60.2	-	78.6	45.3	47.8	51.0	58.0	54.6	-	-	100.0	58.0	20.4	
2. A few of the times	17.6	19.6	14.8	10.9	-	-	15.7	31.3	12.9	14.8	11.4	-	-	-	18.4	21.5	
3. Some of the times	16.5	11.3	21.2	19.4	-	-	30.3	11.0	20.7	15.9	31.9	-	-	-	13.6	31.7	
4. Most of the times	6.2	1.7	11.2	9.5	-	19.2	-	9.9	-	4.6	-	-	-	-	1.1	25.0	
5. Every time	6.7	5.0	9.0	-	-	2.2	8.7	-	15.3	6.7	2.1	-	-	-	9.0	1.5	
<i>Item 4250 Subject A05c</i>	<i>N†</i>	56	26	27	37	-	9	13	18	16	36	9	-	-	4	39	12
B078H: At school																	
1. Not at all	67.0	81.4	55.8	72.8	-	78.6	80.6	60.2	57.2	66.4	86.5	-	-	88.4	70.6	47.9	
2. A few of the times	16.4	11.4	20.4	11.7	-	-	7.4	36.8	9.2	13.5	11.4	-	-	11.6	12.3	31.5	
3. Some of the times	8.1	-	14.8	10.9	-	-	8.3	2.9	18.3	11.0	-	-	-	-	8.7	9.1	
4. Most of the times	3.0	6.4	-	4.5	-	19.2	-	-	-	1.2	-	-	-	-	1.1	10.0	
5. Every time	5.5	0.7	9.0	-	-	2.2	3.7	-	15.3	8.0	2.1	-	-	-	7.3	1.5	
<i>Item 4260 Subject A05c</i>	<i>N†</i>	56	26	27	37	-	9	13	18	16	37	9	-	-	4	40	12
B078I: In a car																	
1. Not at all	50.6	61.3	37.8	51.2	24.4	78.6	49.6	58.2	26.6	49.4	39.6	-	-	100.0	46.2	41.5	
2. A few of the times	17.7	17.8	20.4	17.9	-	-	-	27.2	28.3	12.8	51.9	-	-	-	25.9	-	
3. Some of the times	11.4	10.5	11.9	12.2	65.1	14.1	26.7	5.8	5.6	10.6	-	-	-	-	9.0	24.0	
4. Most of the times	15.2	8.4	20.9	18.7	-	5.1	23.7	8.8	22.5	19.6	6.6	-	-	-	12.5	30.6	
5. Every time	5.2	1.9	9.0	-	10.5	2.2	-	-	17.1	7.5	1.9	-	-	-	6.4	3.9	
<i>Item 4280 Subject A05c</i>	<i>N†</i>	56	25	27	38	2	9	12	20	16	36	10	-	-	5	38	12
B079: How many of the times when you used cocaine during the last year did you use it along with each of the following drugs—that is, so that their effects overlapped?																	
B079A: With alcohol																	
1. Not at all	25.2	27.8	20.5	23.1	-	21.5	25.5	32.9	18.3	27.0	20.0	-	-	19.2	27.4	14.9	
2. A few of the times	33.2	26.9	41.6	39.0	-	27.9	21.7	31.5	46.3	31.9	65.5	-	-	11.3	37.1	30.6	
3. Some of the times	13.2	16.7	11.8	19.1	-	31.6	35.5	-	2.3	11.2	-	-	-	36.6	7.4	29.1	
4. Most of the times	13.7	10.1	15.7	7.6	-	10.8	8.7	3.7	29.6	16.1	-	-	-	32.9	13.6	4.9	
5. Every time	14.7	18.5	10.4	11.3	-	8.2	8.7	31.9	3.4	13.8	14.5	-	-	-	14.6	20.4	
<i>Item 4290 Subject A01h</i>	<i>N†</i>	56	25	27	38	-	8	13	18	17	37	8	-	-	3	39	12
B079B: With marijuana																	
1. Not at all	24.8	8.1	37.1	23.6	-	31.6	21.7	22.0	26.8	26.4	31.7	-	-	-	24.5	32.6	
2. A few of the times	18.3	18.5	19.5	12.0	-	-	11.1	40.0	10.2	21.1	3.8	-	-	67.1	12.4	27.9	
3. Some of the times	11.2	17.3	6.6	13.4	-	15.8	24.4	-	10.4	7.8	-	-	-	-	9.0	21.4	
4. Most of the times	13.8	18.9	10.3	14.1	-	-	12.5	8.9	26.1	10.5	48.0	-	-	-	19.4	-	
5. Every time	31.9	37.2	26.6	37.0	-	52.6	30.3	29.2	26.5	34.2	16.5	-	-	32.9	34.7	18.1	
<i>Item 4300 Subject A01h</i>	<i>N†</i>	54	25	27	37	-	8	13	17	17	37	7	-	-	3	39	12

†=excludes respondents for whom question was inappropriate.

DESCRIPTIVE RESULTS: 2010

83

QUESTIONNAIRE FORM 1 2010	TOTAL	SEX		RACE		REGION				COLLEGE PLANS?		ILLCIT DRUG USE: LIFETIME				
		M	F	White	Black	NE	NC	S	W	Yes	No	None	Mari- juana Only	Few Pills	More Pills	Any Her- oin
<i>N (Weighted No. of Cases):</i>	2521	1043	1232	1352	289	483	551	947	540	1843	317	1234	610	191	311	24
<i>% of Weighted Total:</i>	100.0	41.4	48.9	53.6	11.5	19.2	21.8	37.6	21.4	73.1	12.6	48.9	24.2	7.6	12.3	0.9
B079C: With LSD																
1. Not at all	89.3	90.2	90.4	95.9	-	81.9	90.5	91.4	90.0	87.2	97.5	-	-	100.0	90.6	82.1
2. A few of the times	-	-	-	-	-	-	-	-	-	-	-	-	-	-	-	-
3. Some of the times	6.4	3.7	9.6	2.9	-	-	9.5	8.6	5.3	9.5	-	-	-	-	3.9	16.3
4. Most of the times	3.2	3.3	-	-	-	10.8	-	-	4.7	2.2	-	-	-	-	4.4	-
5. Every time	1.2	2.7	-	1.2	-	7.3	-	-	-	1.2	2.5	-	-	-	1.1	1.5
<i>Item 4310 Subject A01h</i>	<i>N†</i>	54	24	27	37	-	9	12	17	37	7	-	-	3	39	12
B079D: With hallucinogens other than LSD																
1. Not at all	87.8	86.1	90.9	90.3	-	67.8	90.5	94.1	90.0	84.6	97.8	-	-	100.0	94.1	64.1
2. A few of the times	4.1	4.1	4.8	5.7	-	14.1	-	5.9	-	6.2	-	-	-	-	-	18.0
3. Some of the times	4.6	5.6	4.3	4.0	-	5.1	9.5	-	5.3	6.9	-	-	-	-	1.2	16.3
4. Most of the times	3.2	3.3	-	-	-	10.8	-	-	4.7	2.2	-	-	-	-	4.7	-
5. Every time	0.4	0.8	-	-	-	2.2	-	-	-	-	2.2	-	-	-	-	1.5
<i>Item 4320 Subject A01h</i>	<i>N†</i>	53	24	26	38	-	9	12	16	35	8	-	-	3	37	12
B079E: With amphetamines																
1. Not at all	83.6	86.5	83.0	90.2	-	72.9	87.3	95.9	74.9	83.2	97.5	-	-	100.0	85.6	74.4
2. A few of the times	1.2	2.9	-	-	-	-	-	-	3.6	1.7	-	-	-	-	-	4.9
3. Some of the times	5.8	3.8	8.0	6.3	-	-	12.7	4.1	7.0	8.3	-	-	-	-	5.1	9.1
4. Most of the times	9.0	5.9	9.0	3.5	-	24.9	-	-	14.5	6.8	-	-	-	-	9.3	10.0
5. Every time	0.4	0.9	-	-	-	2.2	-	-	-	-	2.5	-	-	-	-	1.5
<i>Item 4330 Subject A01h</i>	<i>N†</i>	51	21	27	34	-	9	9	17	36	7	-	-	2	36	12
B079F: With quaaludes																
1. Not at all	92.2	99.2	90.4	97.1	-	87.0	89.7	89.0	100.0	92.7	97.8	-	-	100.0	92.4	89.4
2. A few of the times	3.7	-	5.5	-	-	-	-	11.0	-	4.2	-	-	-	-	5.2	-
3. Some of the times	2.0	-	4.1	2.9	-	-	10.3	-	-	3.1	-	-	-	-	-	9.1
4. Most of the times	1.7	-	-	-	-	10.8	-	-	-	-	-	-	-	-	2.4	-
5. Every time	0.3	0.8	-	-	-	2.2	-	-	-	-	2.2	-	-	-	-	1.5
<i>Item 4340 Subject A01h</i>	<i>N†</i>	55	23	27	38	-	9	11	18	36	8	-	-	2	39	12
B079G: With barbiturates																
1. Not at all	90.2	92.6	90.4	94.5	-	87.0	90.5	85.4	96.4	88.6	97.5	-	-	100.0	93.7	76.5
2. A few of the times	1.1	2.5	-	-	-	-	-	-	3.6	1.6	-	-	-	-	-	4.9
3. Some of the times	6.6	4.1	9.6	5.5	-	-	9.5	14.6	-	9.7	-	-	-	-	3.9	17.0
4. Most of the times	1.7	-	-	-	-	10.8	-	-	-	-	-	-	-	-	2.4	-
5. Every time	0.3	0.8	-	-	-	2.2	-	-	-	-	2.5	-	-	-	-	1.5
<i>Item 4350 Subject A01h</i>	<i>N†</i>	54	24	27	37	-	9	12	17	37	7	-	-	3	38	12
B079H: With tranquilizers																
1. Not at all	69.1	75.5	62.0	73.2	89.5	87.0	49.6	67.1	75.5	67.1	97.8	-	-	100.0	75.5	36.6
2. A few of the times	10.5	10.0	12.7	11.5	-	-	23.7	9.2	8.3	15.8	-	-	-	-	6.4	27.5
3. Some of the times	15.6	13.8	19.8	15.3	-	-	26.7	15.4	16.2	13.0	-	-	-	-	11.6	34.3
4. Most of the times	4.4	-	5.5	-	-	10.8	-	8.3	-	4.1	-	-	-	-	6.4	-
5. Every time	0.3	0.8	-	-	10.5	2.2	-	-	-	-	2.2	-	-	-	-	1.5
<i>Item 4360 Subject A01h</i>	<i>N†</i>	55	24	27	38	2	9	12	18	37	8	-	-	3	38	12

†=excludes respondents for whom question was inappropriate.

QUESTIONNAIRE FORM 1 2010	TOTAL	SEX		RACE		REGION				COLLEGE PLANS?		ILLICIT DRUG USE: LIFETIME					
		M	F	White	Black	NE	NC	S	W	Yes	No	None	Mari- juana Only	Few Pills	More Pills	Any Her- oin	
<i>N (Weighted No. of Cases):</i>	2521	1043	1232	1352	289	483	551	947	540	1843	317	1234	610	191	311	24	
<i>% of Weighted Total:</i>	100.0	41.4	48.9	53.6	11.5	19.2	21.8	37.6	21.4	73.1	12.6	48.9	24.2	7.6	12.3	0.9	
B080: What have been the most important reasons for your taking cocaine? (Mark all that apply.)																	
A. To experiment—to see what it's like	64.3	68.5	60.8	63.8	-	69.6	57.0	67.2	64.1	73.0	47.3	-	-	82.2	68.2	45.1	
B. To relax or relieve tension	23.5	25.8	21.1	19.6	-	31.6	35.8	5.2	31.9	26.1	11.4	-	-	17.8	20.2	34.9	
C. To feel good or get high	51.0	47.6	57.7	51.9	-	22.5	71.8	40.6	60.9	50.8	55.8	-	-	23.3	45.9	79.6	
D. To seek deeper insights and understanding	14.3	6.3	20.6	2.9	-	-	20.4	8.3	23.5	16.6	-	-	-	-	14.2	14.0	
E. To have a good time with my friends	29.1	13.8	42.6	27.8	-	14.9	20.4	28.0	44.2	35.0	29.4	-	-	5.5	27.3	43.6	
F. To fit in with a group I like	9.7	-	18.9	5.6	-	-	8.3	8.3	17.2	11.0	11.4	-	-	-	7.7	17.6	
G. To get away from my problems or troubles	12.7	3.3	18.6	5.4	-	13.7	8.3	6.6	22.9	15.4	2.1	-	-	-	14.1	10.6	
H. Because of boredom, nothing else to do	20.1	13.8	22.7	13.4	-	17.2	12.0	27.6	18.9	26.4	5.2	-	-	5.5	18.7	28.6	
I. Because of anger or frustration	10.7	2.6	16.6	5.6	-	-	12.0	8.7	17.2	12.5	11.4	-	-	-	9.0	17.6	
J. To get through the day	11.9	0.7	21.0	8.7	-	17.2	12.0	5.2	17.2	13.9	13.5	-	-	-	7.3	29.2	
K. To increase the effects of some other drug(s)	14.1	6.9	19.7	6.9	-	-	12.0	12.8	24.2	19.8	3.1	-	-	5.5	9.6	29.9	
L. To decrease (offset) the effects of some other drug(s)	10.7	2.6	16.6	5.6	-	-	12.0	8.7	17.2	12.5	11.4	-	-	-	9.0	17.6	
M. To stay awake	22.3	16.0	28.1	15.3	-	14.9	12.0	26.7	28.9	29.7	14.5	-	-	5.5	18.4	40.5	
N. To get more energy	23.4	15.3	31.0	16.6	-	14.9	12.0	21.8	38.3	29.5	22.1	-	-	5.5	17.4	48.5	
O. Because I am "hooked"—I have to have it	8.7	2.2	12.8	2.9	-	-	12.0	-	20.8	12.2	-	-	-	-	7.3	14.0	
<i>Item 4370-4510 Subject A06a</i>	<i>N†</i>	58	27	28	38	-	8	13	20	17	38	9	-	-	5	40	12
B081: When you take cocaine, how high do you usually get?																	
1. Not at all high	4.6	5.8	2.5	1.7	24.4	-	-	13.2	-	4.2	-	-	-	25.1	3.2	-	
2. A little high	27.5	20.7	32.7	24.8	-	14.1	18.9	38.7	27.5	24.5	44.2	-	-	29.8	35.7	-	
3. Moderately high	23.0	27.7	19.0	24.7	30.1	24.9	15.7	32.0	16.5	29.2	-	-	-	8.7	23.7	27.9	
4. Very high	42.3	44.1	41.9	44.7	45.5	55.9	57.1	16.1	56.1	38.1	55.8	-	-	36.5	36.2	63.1	
5. I don't take it to get high	2.6	1.6	3.9	4.1	-	5.1	8.3	-	-	4.0	-	-	-	-	1.1	9.1	
<i>Item 4520 Subject A01e</i>	<i>N†</i>	59	27	28	37	2	9	13	21	16	38	9	-	-	6	41	12
B082: When you take cocaine, how long do you usually stay high?																	
1. Usually don't get high	10.5	12.5	5.4	2.9	24.4	5.1	3.7	22.7	4.8	12.9	-	-	-	33.8	10.3	-	
2. One to two hours	46.3	63.1	30.2	48.2	-	24.9	60.1	38.5	55.4	44.3	57.5	-	-	29.8	62.1	-	
3. Three to six hours	18.2	12.6	25.7	23.5	-	39.0	8.3	23.1	9.5	18.0	40.4	-	-	5.1	12.3	46.6	
4. Seven to 24 hours	20.1	8.1	33.9	23.1	35.0	19.1	27.9	12.9	22.6	22.7	-	-	-	16.5	11.9	51.7	
5. More than 24 hours	4.9	3.7	4.7	2.3	40.6	11.8	-	2.8	7.6	2.1	2.1	-	-	14.8	3.3	1.7	
<i>Item 4530 Subject A01f</i>	<i>N†</i>	57	26	28	36	2	9	13	19	16	37	9	-	-	6	40	11
B083: Have you ever tried to stop using cocaine and found that you couldn't stop?																	
1. Yes	10.9	5.1	17.6	2.8	-	-	-	12.9	22.7	13.9	11.4	-	-	-	11.8	13.5	
2. No	89.1	94.9	82.4	97.2	-	100.0	100.0	87.1	77.3	86.1	88.6	-	-	100.0	88.2	86.5	
<i>Item 4540 Subject A01i</i>	<i>N†</i>	58	27	28	37	-	9	13	20	17	38	9	-	-	5	40	12
B084: What forms of cocaine have you used? (Mark all that apply.)																	
A. Cocaine powder	93.5	94.7	95.3	95.3	-	90.4	86.1	97.1	97.3	96.2	100.0	-	-	46.6	97.5	100.0	
B. "Crack" or "rock"	23.1	13.3	27.1	10.4	-	13.0	15.2	20.3	37.8	20.5	9.4	-	-	-	18.4	40.8	
C. "Freebase" or "base"	30.2	28.7	30.6	36.5	-	36.7	39.8	-	52.2	29.2	34.0	-	-	31.4	23.5	50.5	
D. Coca paste	15.8	12.0	12.8	8.0	-	13.0	18.4	8.2	23.6	18.8	2.1	-	-	22.1	15.2	13.0	
<i>Item 4531-4534 Subject A01l</i>	<i>N†</i>	58	26	28	37	-	9	14	19	17	37	9	-	-	4	40	12
B085: What methods have you used for taking cocaine? (Mark all that apply.)																	
A. Sniffing or "snorting"	95.2	98.2	95.2	96.5	45.5	90.4	92.6	94.9	100.0	97.4	100.0	-	-	62.2	97.4	100.0	
B. Smoking	39.3	31.8	46.6	37.8	10.5	36.7	15.7	19.9	81.0	34.0	44.4	-	-	34.6	33.7	58.8	
C. Injection	16.9	8.3	22.3	18.4	10.5	27.1	29.2	9.6	10.2	12.5	2.1	-	-	-	4.3	58.2	
D. Inhaling fumes	11.5	10.1	7.5	5.9	10.5	13.0	20.4	5.1	11.0	13.6	2.1	-	-	-	8.3	23.5	
E. By mouth	32.9	28.0	36.9	36.1	45.5	41.2	23.5	8.8	63.1	26.6	48.5	-	-	6.2	33.7	39.2	
F. Other	6.6	-	6.9	5.1	54.5	10.8	8.3	5.1	4.7	5.1	-	-	-	9.4	5.7	9.1	
<i>Item 4550-4590 Subject A05d</i>	<i>N†</i>	58	26	28	37	2	9	13	19	17	37	9	-	-	5	40	12

†=excludes respondents for whom question was inappropriate.

DESCRIPTIVE RESULTS: 2010

85

QUESTIONNAIRE FORM 1 2010	TOTAL	SEX		RACE		REGION				COLLEGE PLANS?		ILLICIT DRUG USE: LIFETIME				
		M	F	White	Black	NE	NC	S	W	Yes	No	None	Mari- juana Only	Few Pills	More Pills	Any Her- oin
<i>N (Weighted No. of Cases):</i>	2521	1043	1232	1352	289	483	551	947	540	1843	317	1234	610	191	311	24
<i>% of Weighted Total:</i>	100.0	41.4	48.9	53.6	11.5	19.2	21.8	37.6	21.4	73.1	12.6	48.9	24.2	7.6	12.3	0.9
B086: Do you think you will be using cocaine five years from now?																
1. I definitely will	0.7	0.6	0.7	0.7	0.3	0.6	1.1	0.6	0.5	0.5	1.7	0.3	-	-	2.6	20.7
2. I probably will	0.8	0.4	0.9	0.7	-	1.2	0.4	0.2	1.7	0.7	0.3	-	0.2	0.6	3.4	23.8
3. I probably will not	5.6	7.2	3.7	4.9	2.7	5.2	5.5	4.4	7.7	4.6	8.8	1.8	6.5	8.7	17.0	14.4
4. I definitely will not	93.0	91.7	94.8	93.7	97.0	93.0	92.9	94.7	90.1	94.1	89.3	97.9	93.3	90.8	77.0	41.1
<i>Item 4600 Subject A04a</i>	<i>N</i> 2266	<i>997</i>	<i>1197</i>	<i>1318</i>	<i>271</i>	<i>420</i>	<i>514</i>	<i>824</i>	<i>509</i>	<i>1795</i>	<i>297</i>	<i>1188</i>	<i>545</i>	<i>181</i>	<i>286</i>	<i>24</i>
The next questions are about HEROIN.																
B087: On how many occasions (if any) have you taken heroin . . .																
B087A: . . . in your lifetime?																
1. 0 occasions	99.0	99.2	98.9	98.7	99.7	98.6	98.6	99.2	99.2	99.1	99.4	100.0	100.0	100.0	100.0	-
2. 1-2	0.3	0.4	0.3	0.5	-	0.1	0.6	0.2	0.4	0.4	0.1	-	-	-	-	32.9
3. 3-5	0.1	0.1	*	0.1	0.2	-	-	0.2	-	*	-	-	-	-	-	5.2
4. 6-9	0.3	0.1	0.5	0.5	-	-	0.7	0.2	0.2	0.3	-	-	-	-	-	28.3
5. 10-19	0.1	-	0.2	0.1	-	0.3	-	0.1	-	0.1	-	-	-	-	-	7.9
6. 20-39	0.2	-	0.1	0.1	-	0.6	-	0.1	-	-	0.4	-	-	-	-	15.6
7. 40 or more	0.1	0.2	-	0.1	0.1	0.3	-	-	0.2	0.1	0.1	-	-	-	-	10.0
<i>Item 1100 Subject A01a</i>	<i>N</i> 2249	<i>991</i>	<i>1191</i>	<i>1309</i>	<i>268</i>	<i>418</i>	<i>514</i>	<i>810</i>	<i>506</i>	<i>1788</i>	<i>295</i>	<i>1183</i>	<i>543</i>	<i>180</i>	<i>282</i>	<i>24</i>
B087B: . . . during the last 12 months?																
1. 0 occasions	99.5	99.6	99.3	99.2	99.9	99.4	99.0	99.7	99.7	99.5	99.6	100.0	100.0	100.0	100.0	50.1
2. 1-2	0.1	0.1	0.1	0.2	-	-	0.2	0.1	-	0.1	-	-	-	-	-	8.6
3. 3-5	0.1	-	0.1	0.1	-	0.3	-	-	-	0.1	-	-	-	-	-	5.2
4. 6-9	0.2	0.1	0.4	0.3	-	-	0.7	0.1	0.1	0.3	-	-	-	-	-	21.6
5. 10-19	-	-	-	-	-	-	-	-	-	-	-	-	-	-	-	-
6. 20-39	0.2	0.2	0.1	0.2	0.1	0.3	-	0.1	0.2	0.1	0.4	-	-	-	-	14.5
7. 40 or more	-	-	-	-	-	-	-	-	-	-	-	-	-	-	-	-
<i>Item 1110 Subject A01b</i>	<i>N</i> 2249	<i>991</i>	<i>1191</i>	<i>1309</i>	<i>268</i>	<i>418</i>	<i>514</i>	<i>811</i>	<i>506</i>	<i>1788</i>	<i>295</i>	<i>1183</i>	<i>543</i>	<i>180</i>	<i>282</i>	<i>24</i>
B087C: . . . during the last 30 days?																
1. 0 occasions	99.8	99.8	99.7	99.7	99.9	99.7	99.8	99.9	99.7	99.8	99.6	100.0	100.0	100.0	100.0	78.3
2. 1-2	0.1	0.1	0.2	0.2	-	0.3	-	0.1	0.1	0.1	0.4	-	-	-	-	12.2
3. 3-5	*	*	-	-	-	-	-	-	0.1	*	-	-	-	-	-	1.2
4. 6-9	0.1	0.1	0.1	0.1	-	-	0.2	-	0.1	0.1	-	-	-	-	-	7.5
5. 10-19	*	*	-	-	0.1	*	-	-	-	-	0.1	-	-	-	-	0.8
6. 20-39	-	-	-	-	-	-	-	-	-	-	-	-	-	-	-	-
7. 40 or more	-	-	-	-	-	-	-	-	-	-	-	-	-	-	-	-
<i>Item 1120 Subject A01c</i>	<i>N</i> 2250	<i>991</i>	<i>1191</i>	<i>1310</i>	<i>268</i>	<i>418</i>	<i>514</i>	<i>812</i>	<i>506</i>	<i>1788</i>	<i>296</i>	<i>1183</i>	<i>543</i>	<i>180</i>	<i>282</i>	<i>24</i>
The next questions are about NARCOTICS OTHER THAN HEROIN, which are sometimes prescribed by doctors. Drugstores are not supposed to sell them without a prescription. These include: Methadone, Codeine, OxyContin, Percodan, Opium, Demerol, Percocet, Ultram, Morphine, and Vicodin.																
B088: Have you ever taken any narcotics other than heroin because a doctor told you to use them?																
1. No	83.3	84.7	82.0	79.0	89.1	83.9	80.5	85.5	82.2	82.4	85.7	89.7	90.5	62.1	57.0	59.3
2. Yes, but I had already tried them on my own	3.5	3.5	3.2	4.1	2.6	2.0	4.1	3.0	4.7	3.3	4.8	-	-	4.3	21.8	34.3
3. Yes, and it was the first time I took any	13.2	11.9	14.8	16.9	8.3	14.1	15.4	11.4	13.1	14.3	9.5	10.3	9.5	33.6	21.2	6.5
<i>Item 5020 Subject A01j</i>	<i>N</i> 2239	<i>986</i>	<i>1186</i>	<i>1309</i>	<i>264</i>	<i>417</i>	<i>514</i>	<i>803</i>	<i>505</i>	<i>1784</i>	<i>291</i>	<i>1173</i>	<i>543</i>	<i>180</i>	<i>284</i>	<i>23</i>
B089: On how many occasions (if any) have you taken narcotics other than heroin on your own—that is, without a doctor telling you to take them . . .																

*=less than .05 percent.

QUESTIONNAIRE FORM 1 2010	TOTAL	SEX		RACE		REGION				COLLEGE PLANS?		ILLICIT DRUG USE: LIFETIME				
		M	F	White	Black	NE	NC	S	W	Yes	No	None	Mari- juana Only	Few Pills	More Pills	Any Her- oin
<i>N (Weighted No. of Cases):</i>	2521	1043	1232	1352	289	483	551	947	540	1843	317	1234	610	191	311	24
<i>% of Weighted Total:</i>	100.0	41.4	48.9	53.6	11.5	19.2	21.8	37.6	21.4	73.1	12.6	48.9	24.2	7.6	12.3	0.9
B089A: . . . in your lifetime?																
1. 0 occasions	88.7	89.9	87.9	86.1	93.7	89.5	88.2	89.6	87.0	89.5	86.6	100.0	100.0	58.8	43.4	16.2
2. 1-2	4.2	3.7	4.8	5.2	2.3	4.0	4.0	3.2	6.4	4.1	5.4	-	-	41.2	7.5	-
3. 3-5	2.0	1.9	2.1	2.7	1.5	1.7	2.3	1.7	2.5	1.9	3.3	-	-	-	15.6	4.8
4. 6-9	1.3	0.5	1.9	1.5	0.9	1.2	1.3	1.3	1.2	1.3	1.5	-	-	-	9.5	6.3
5. 10-19	1.3	1.3	1.2	1.7	0.7	0.7	0.8	2.0	1.2	1.0	1.8	-	-	-	9.6	10.3
6. 20-39	0.9	1.2	0.7	1.2	0.2	0.8	1.6	0.4	1.0	1.0	-	-	-	-	6.7	4.5
7. 40 or more	1.6	1.5	1.4	1.7	0.7	2.2	1.8	1.8	0.6	1.2	1.4	-	-	-	7.7	57.9
<i>Item 1130 Subject A01a</i>	<i>N</i> 2229	<i>981</i>	<i>1181</i>	<i>1302</i>	<i>265</i>	<i>411</i>	<i>512</i>	<i>805</i>	<i>502</i>	<i>1772</i>	<i>297</i>	<i>1171</i>	<i>537</i>	<i>178</i>	<i>282</i>	<i>24</i>
B089B: . . . during the last 12 months?																
1. 0 occasions	92.2	93.5	91.5	90.4	96.1	92.0	91.5	92.8	92.1	92.9	90.5	100.0	100.0	86.8	52.8	23.5
2. 1-2	3.1	2.5	3.6	4.0	2.2	2.5	2.7	2.8	4.5	2.9	4.9	-	-	13.2	16.1	2.6
3. 3-5	1.6	1.3	1.7	2.2	0.2	2.2	1.9	1.5	1.1	1.5	1.8	-	-	-	11.6	17.1
4. 6-9	1.1	0.9	1.2	1.4	0.6	0.6	1.4	1.4	0.9	0.8	1.4	-	-	-	7.1	24.2
5. 10-19	0.9	0.8	0.9	1.0	0.5	1.5	1.0	0.6	0.9	1.0	-	-	-	-	7.2	-
6. 20-39	0.4	0.2	0.5	0.4	0.1	0.6	0.5	0.4	0.1	0.4	0.3	-	-	-	2.0	11.7
7. 40 or more	0.6	0.7	0.5	0.6	0.4	0.7	1.0	0.5	0.4	0.4	1.2	-	-	-	3.3	21.0
<i>Item 1140 Subject A01b</i>	<i>N</i> 2229	<i>981</i>	<i>1181</i>	<i>1301</i>	<i>265</i>	<i>411</i>	<i>512</i>	<i>804</i>	<i>502</i>	<i>1774</i>	<i>298</i>	<i>1173</i>	<i>537</i>	<i>178</i>	<i>280</i>	<i>24</i>
B089C: . . . during the last 30 days?																
1. 0 occasions	96.9	97.2	96.8	96.2	98.8	97.3	96.6	96.6	97.4	97.3	96.2	100.0	100.0	97.2	80.3	57.5
2. 1-2	1.7	1.9	1.6	2.3	0.8	1.6	1.8	2.0	1.2	1.7	2.1	-	-	2.8	11.4	7.5
3. 3-5	0.5	*	0.7	0.6	-	0.2	0.2	0.6	1.1	0.3	-	-	-	-	3.4	9.4
4. 6-9	0.3	0.2	0.4	0.4	-	0.6	0.2	0.4	0.1	0.2	0.2	-	-	-	1.4	15.8
5. 10-19	0.2	0.2	0.2	0.3	0.1	0.2	0.7	0.1	-	0.2	0.3	-	-	-	1.0	9.9
6. 20-39	0.1	-	0.3	0.1	-	0.1	-	0.3	-	0.2	-	-	-	-	1.1	-
7. 40 or more	0.2	0.4	-	0.1	0.4	0.1	0.5	-	0.2	*	1.2	-	-	-	1.4	-
<i>Item 1150 Subject A01c</i>	<i>N</i> 2230	<i>980</i>	<i>1183</i>	<i>1299</i>	<i>267</i>	<i>411</i>	<i>510</i>	<i>807</i>	<i>503</i>	<i>1774</i>	<i>298</i>	<i>1174</i>	<i>537</i>	<i>178</i>	<i>280</i>	<i>22</i>
IF YOU HAVE NOT TAKEN NARCOTICS OTHER THAN HEROIN IN THE LAST TWELVE MONTHS, GO TO Q.B099.																
THE FOLLOWING QUESTIONS REFER ONLY TO TAKING NARCOTICS OTHER THAN HEROIN WITHOUT A DOCTOR'S ORDERS. IF YOU HAVE NOT DONE THIS IN THE LAST TWELVE MONTHS, GO TO Q.B099.																
B090: When you used narcotics other than heroin during the last year, how often did you use them in each of the following situations?																
B090A: When you were alone																
1. Not at all	37.8	32.0	40.0	42.0	43.3	35.1	33.5	47.9	28.4	36.8	42.3	-	-	83.6	32.2	30.6
2. A few of the times	25.0	28.0	24.2	28.0	-	21.3	29.8	24.1	24.3	24.3	26.3	-	-	6.5	29.2	15.5
3. Some of the times	14.7	18.4	13.7	15.0	-	27.3	14.8	7.8	13.8	17.4	4.1	-	-	-	13.6	36.0
4. Most of the times	11.4	7.8	12.3	8.6	8.4	8.7	14.5	9.1	14.2	11.7	9.0	-	-	2.3	12.1	15.3
5. Every time	11.1	13.8	9.8	6.4	48.3	7.5	7.3	11.0	19.2	9.7	18.2	-	-	7.6	12.9	2.6
<i>Item 5030 Subject A05a</i>	<i>N†</i> 152	<i>56</i>	<i>87</i>	<i>110</i>	<i>8</i>	<i>31</i>	<i>37</i>	<i>53</i>	<i>31</i>	<i>109</i>	<i>26</i>	<i>-</i>	<i>-</i>	<i>17</i>	<i>117</i>	<i>18</i>
B090B: With just 1 or 2 other people																
1. Not at all	20.8	19.9	22.4	17.3	32.8	11.0	14.1	13.7	51.0	25.3	15.2	-	-	31.5	21.2	7.7
2. A few of the times	35.4	25.1	40.3	33.7	29.6	47.8	29.1	39.5	22.7	31.5	40.2	-	-	40.5	33.8	40.7
3. Some of the times	19.5	28.9	13.6	21.5	-	14.5	24.2	24.6	10.6	19.5	19.7	-	-	-	21.0	28.3
4. Most of the times	13.1	12.7	13.4	14.6	15.1	13.3	18.4	10.0	11.5	13.7	5.4	-	-	2.3	13.5	20.7
5. Every time	11.3	13.5	10.3	12.8	22.5	13.4	14.2	12.2	4.1	10.1	19.5	-	-	25.7	10.5	2.6
<i>Item 5040 Subject A05b</i>	<i>N†</i> 154	<i>58</i>	<i>87</i>	<i>112</i>	<i>8</i>	<i>33</i>	<i>37</i>	<i>52</i>	<i>31</i>	<i>111</i>	<i>26</i>	<i>-</i>	<i>-</i>	<i>17</i>	<i>119</i>	<i>18</i>
B090C: At a party																
1. Not at all	49.6	45.5	55.9	49.6	61.0	31.5	52.2	49.3	65.9	57.1	39.0	-	-	64.5	52.0	16.9
2. A few of the times	19.3	18.0	20.3	23.0	-	24.8	19.0	18.6	15.2	14.6	28.3	-	-	24.7	19.2	16.2
3. Some of the times	16.1	14.7	15.1	12.1	5.3	29.8	11.7	14.8	9.3	16.0	17.5	-	-	-	16.3	31.0
4. Most of the times	8.5	14.5	4.1	10.5	12.6	7.8	10.2	12.0	1.2	8.6	2.7	-	-	8.3	5.7	27.4
5. Every time	6.5	7.2	4.6	4.9	21.0	6.0	6.9	5.3	8.4	3.7	12.5	-	-	2.6	6.8	8.4
<i>Item 5050 Subject A05c</i>	<i>N†</i> 155	<i>59</i>	<i>87</i>	<i>112</i>	<i>8</i>	<i>33</i>	<i>38</i>	<i>53</i>	<i>31</i>	<i>112</i>	<i>26</i>	<i>-</i>	<i>-</i>	<i>17</i>	<i>119</i>	<i>18</i>

*= \leq less than .05 percent. †=excludes respondents for whom question was inappropriate.

DESCRIPTIVE RESULTS: 2010

87

QUESTIONNAIRE FORM 1 2010	TOTAL	SEX		RACE		REGION				COLLEGE PLANS?		ILLICIT DRUG USE: LIFETIME				
		M	F	White	Black	NE	NC	S	W	Yes	No	None	Mari- juana Only	Few Pills	More Pills	Any Her- oin
<i>N (Weighted No. of Cases):</i>	2521	1043	1232	1352	289	483	551	947	540	1843	317	1234	610	191	311	24
<i>% of Weighted Total:</i>	100.0	41.4	48.9	53.6	11.5	19.2	21.8	37.6	21.4	73.1	12.6	48.9	24.2	7.6	12.3	0.9
B090D: When your date or spouse was present																
1. Not at all	62.3	66.3	59.1	58.6	65.9	54.5	69.4	54.8	74.1	67.5	43.2	-	-	87.1	61.1	45.0
2. A few of the times	16.1	7.9	21.8	16.0	12.8	23.7	-	27.3	9.0	9.7	48.2	-	-	6.0	17.8	15.5
3. Some of the times	10.1	12.7	8.0	11.0	-	8.5	14.8	7.3	10.6	13.0	-	-	-	-	11.6	9.6
4. Most of the times	5.4	3.8	7.0	7.5	-	8.8	7.4	5.1	-	5.4	-	-	-	-	3.6	22.0
5. Every time	6.2	9.4	4.1	7.0	21.3	4.6	8.4	5.5	6.3	4.4	8.5	-	-	6.9	5.8	7.8
<i>Item 5060 Subject A05b</i> <i>N†</i>	152	56	87	110	8	31	37	53	31	109	25	-	-	17	116	18
B090E: When people over age 30 were present																
1. Not at all	53.4	59.0	53.2	56.5	41.0	52.8	42.7	54.2	65.7	56.4	50.2	-	-	76.6	54.0	27.6
2. A few of the times	23.4	11.2	27.8	20.1	26.2	35.1	21.8	20.4	17.9	22.2	27.0	-	-	19.3	22.1	35.8
3. Some of the times	12.3	23.6	5.3	13.9	9.7	7.4	20.6	14.1	4.5	13.9	1.7	-	-	-	10.5	35.6
4. Most of the times	2.9	-	3.7	1.7	-	-	5.7	4.5	-	1.9	2.8	-	-	-	3.8	-
5. Every time	8.0	6.1	9.9	7.7	23.1	4.7	9.2	6.7	12.0	5.6	18.2	-	-	4.0	9.6	1.0
<i>Item 5070 Subject A05b</i> <i>N†</i>	153	58	87	112	7	33	37	52	31	111	25	-	-	17	118	18
B090F: During the daytime (before 4:00 p.m.)																
1. Not at all	31.4	38.5	23.7	29.7	28.5	39.9	20.3	25.6	45.2	29.0	37.6	-	-	69.7	27.0	23.9
2. A few of the times	27.1	19.8	33.5	24.5	29.0	17.6	30.6	29.2	29.7	26.0	27.3	-	-	20.4	29.3	19.3
3. Some of the times	24.3	22.9	27.5	28.3	9.7	26.2	30.3	23.2	17.3	29.0	16.9	-	-	-	26.4	33.7
4. Most of the times	8.8	10.7	6.2	9.2	-	7.4	12.8	11.4	1.2	9.3	2.8	-	-	2.3	7.7	22.0
5. Every time	8.3	8.2	9.1	8.3	32.8	8.9	6.0	10.6	6.6	6.7	15.5	-	-	7.6	9.5	1.0
<i>Item 5080 Subject A05c</i> <i>N†</i>	152	58	87	112	7	33	37	52	31	111	25	-	-	17	117	18
B090G: At your home (or apartment or dorm)																
1. Not at all	21.6	29.9	15.1	23.0	16.1	30.0	20.8	17.7	19.9	21.6	22.1	-	-	63.0	15.8	22.1
2. A few of the times	27.7	20.0	32.2	25.2	44.4	22.9	14.9	37.4	31.9	25.1	37.1	-	-	24.7	30.3	13.4
3. Some of the times	16.0	18.0	14.3	15.2	-	17.7	21.6	12.9	12.6	20.3	4.2	-	-	-	16.5	26.9
4. Most of the times	16.1	14.3	17.4	16.4	9.1	14.6	21.1	12.7	17.6	15.6	22.3	-	-	5.1	15.6	29.7
5. Every time	18.6	17.7	21.0	20.3	30.5	14.8	21.6	19.4	18.0	17.5	14.3	-	-	7.2	21.8	7.8
<i>Item 5090 Subject A05c</i> <i>N†</i>	152	57	87	112	8	33	37	51	31	110	25	-	-	16	118	18
B090H: At school																
1. Not at all	57.4	54.6	63.2	57.7	47.9	57.7	55.5	53.9	65.0	60.4	68.9	-	-	81.6	58.8	25.3
2. A few of the times	20.3	25.2	16.0	21.2	35.5	10.2	31.1	19.4	19.9	20.8	11.5	-	-	18.4	18.9	31.5
3. Some of the times	14.4	11.3	14.9	12.1	13.9	19.3	7.4	15.9	15.1	13.8	8.1	-	-	-	14.1	30.0
4. Most of the times	5.0	3.5	5.1	5.8	-	8.5	-	9.4	-	3.8	6.7	-	-	-	5.7	5.4
5. Every time	2.8	5.4	0.8	3.3	2.7	4.3	6.0	1.3	-	1.3	4.7	-	-	-	2.5	7.8
<i>Item 5100 Subject A05c</i> <i>N†</i>	153	58	87	112	7	33	37	52	31	111	25	-	-	17	118	18
B090I: In a car																
1. Not at all	67.9	63.5	72.3	68.1	64.9	82.8	73.7	52.2	71.4	72.8	66.3	-	-	94.1	67.6	44.4
2. A few of the times	14.8	16.1	14.3	14.8	32.6	1.3	10.8	26.0	15.1	11.8	18.1	-	-	5.9	17.9	3.3
3. Some of the times	10.2	14.1	8.7	11.4	-	7.5	2.9	17.6	9.4	11.0	10.9	-	-	-	9.9	22.2
4. Most of the times	4.9	3.8	3.7	4.8	-	5.0	7.3	4.2	3.2	3.7	-	-	-	-	2.2	27.4
5. Every time	2.2	2.5	1.1	0.9	2.5	3.4	5.2	-	0.9	0.7	4.7	-	-	-	2.4	2.6
<i>Item 5120 Subject A05c</i> <i>N†</i>	154	58	87	112	8	33	37	52	31	111	25	-	-	17	118	18
B091: Where did you get the prescription-type narcotics other than heroin you used without a doctor's orders during the last year? (Mark all that apply.)																
A. Bought on the Internet	2.2	3.8	1.3	1.9	16.6	0.6	5.7	-	3.2	1.0	8.7	-	-	-	1.7	7.2
B. Took from a friend without asking	6.0	9.8	2.0	6.1	-	7.6	7.6	6.3	2.0	5.3	-	-	-	-	4.5	21.6
C. Took from a relative without asking	17.2	26.5	7.4	12.9	-	19.1	20.4	19.0	8.3	14.6	7.7	-	-	8.5	16.1	32.9
D. Given for free by a friend	59.0	67.6	53.1	63.6	13.9	59.9	53.0	68.6	49.0	57.5	61.8	-	-	46.6	59.7	67.9
E. Given for free by a relative	21.8	12.0	28.1	21.9	9.7	11.4	32.2	18.6	25.7	22.6	19.4	-	-	13.4	21.6	31.1
F. Bought from a friend	40.7	34.6	43.9	41.6	6.2	62.1	32.8	47.5	16.2	36.6	35.7	-	-	13.6	37.8	83.8
G. Bought from a relative	4.5	1.9	6.1	3.6	-	7.1	7.4	3.6	-	6.2	-	-	-	-	4.0	12.2
H. From a prescription I had	34.8	30.2	38.5	33.9	56.3	31.9	18.3	41.2	46.8	37.2	32.1	-	-	23.0	38.0	26.0
I. Bought from a drug dealer/stranger	26.2	28.2	23.4	24.4	16.6	38.6	30.6	21.8	14.8	21.7	24.0	-	-	4.1	20.4	84.6
J. Other method	11.4	13.5	7.9	10.1	-	15.1	3.0	9.6	20.5	7.1	11.2	-	-	7.2	9.6	27.5
<i>Item 31910-31970 Subject A01n</i> <i>N†</i>	150	57	86	110	7	33	37	51	31	109	25	-	-	17	115	18

†=excludes respondents for whom question was inappropriate.

QUESTIONNAIRE FORM 1 2010	TOTAL	SEX		RACE		REGION				COLLEGE PLANS?		ILLICIT DRUG USE: LIFETIME					
		M	F	White	Black	NE	NC	S	W	Yes	No	None	Mari- juana Only	Few Pills	More Pills	Any Her- oin	
<i>N (Weighted No. of Cases):</i>	2521	1043	1232	1352	289	483	551	947	540	1843	317	1234	610	191	311	24	
<i>% of Weighted Total:</i>	100.0	41.4	48.9	53.6	11.5	19.2	21.8	37.6	21.4	73.1	12.6	48.9	24.2	7.6	12.3	0.9	
B092: If you took a narcotic drug without a doctor's orders—one for which you had a prescription in your name—from whom did you get this prescription? (Mark all that apply.)																	
A. A dentist	16.1	16.2	14.3	15.7	18.9	8.8	17.0	12.2	30.2	16.3	11.2	-	-	5.5	13.2	39.5	
B. An emergency room doctor	20.6	14.8	26.3	18.8	37.6	12.7	14.7	24.4	28.8	22.2	12.6	-	-	-	24.3	17.0	
C. Another doctor	21.3	19.3	23.5	21.1	25.4	15.4	29.4	25.0	12.3	24.9	20.7	-	-	24.6	19.0	34.6	
D. I didn't use any narcotics from a prescription of mine without a doctor's orders	53.6	58.3	50.5	57.0	27.3	66.0	53.5	51.0	44.4	52.5	56.7	-	-	69.8	52.0	51.8	
<i>Item 32460-32490 Subject A01n</i>	<i>N†</i>	134	48	78	96	8	30	30	48	27	96	23	-	-	15	103	16
B093: What have been the most important reasons for your using narcotics other than heroin without a doctor's orders? (Mark all that apply.)																	
A. To experiment—to see what it's like	48.5	56.9	45.3	53.7	19.6	55.2	59.8	38.3	44.8	55.0	47.0	-	-	63.2	45.8	52.4	
B. To relax or relieve tension	61.5	57.9	64.2	64.3	7.0	72.8	59.2	69.4	39.8	65.1	46.2	-	-	31.9	64.1	75.1	
C. To feel good or get high	57.7	61.4	52.4	56.4	65.8	64.2	64.4	63.1	34.0	58.3	40.5	-	-	50.0	54.7	84.6	
D. To seek deeper insights and understanding	6.0	13.7	1.3	4.8	15.8	1.4	10.7	5.8	5.2	7.2	4.0	-	-	5.7	4.6	14.8	
E. To have a good time with my friends	26.7	36.1	21.0	30.4	19.6	34.8	26.9	26.0	19.1	27.3	32.1	-	-	19.1	27.8	27.6	
F. To fit in with a group I like	3.7	3.8	3.9	5.0	-	-	9.3	4.2	-	4.1	4.2	-	-	-	2.9	11.9	
G. To get away from my problems or troubles	19.3	16.8	22.4	18.2	3.0	14.1	25.8	23.8	9.4	20.5	13.4	-	-	-	19.4	37.1	
H. Because of boredom, nothing else to do	19.5	26.4	13.4	19.9	10.0	35.7	20.1	10.1	17.7	22.7	3.1	-	-	2.8	17.7	46.9	
I. Because of anger or frustration	17.2	14.4	16.5	16.9	-	21.3	24.5	15.7	6.7	15.6	10.9	-	-	-	14.1	50.7	
J. To get through the day	17.7	18.8	14.7	17.6	18.8	32.8	18.1	16.4	4.2	16.0	8.9	-	-	-	12.6	66.9	
K. To increase the effects of some other drug(s)	11.7	16.3	8.7	13.0	7.0	10.4	7.9	14.8	12.5	13.0	5.1	-	-	7.8	11.2	18.4	
L. To decrease (offset) the effects of some other drug(s)	2.7	5.2	1.3	3.7	-	-	3.0	-	9.5	3.7	-	-	-	-	2.6	6.1	
M. To get to sleep	27.6	15.0	34.4	25.6	-	25.8	25.2	23.1	39.8	28.9	23.1	-	-	11.9	26.1	52.4	
N. As a substitute for heroin	5.4	0.8	5.8	4.9	-	9.8	10.7	2.1	-	4.0	4.2	-	-	-	0.4	41.8	
O. To relieve physical pain	57.6	47.0	65.1	57.4	25.4	51.9	63.2	50.5	68.3	60.1	44.9	-	-	43.2	58.8	65.0	
P. To control coughing	9.1	13.3	7.0	10.1	-	1.4	9.1	13.6	9.5	8.9	15.2	-	-	2.5	10.0	9.6	
Q. Because I am "hooked"—I have to have them	3.6	2.9	4.4	4.5	-	12.3	3.0	0.9	-	3.4	-	-	-	-	2.7	12.9	
<i>Item 5230-5370 Subject A06a</i>	<i>N†</i>	148	56	85	109	6	31	36	50	31	108	25	-	-	17	112	18
B094: When you take narcotics other than heroin, how high do you usually get?																	
1. Not at all high	9.5	10.9	8.8	7.3	11.9	6.9	8.6	2.9	25.5	10.3	7.4	-	-	19.4	8.2	7.7	
2. A little high	22.2	25.5	21.2	22.0	32.8	39.0	11.2	15.0	30.8	26.0	15.5	-	-	18.1	26.0	3.3	
3. Moderately high	39.0	42.3	35.9	44.4	-	31.4	48.1	50.1	15.4	33.9	51.9	-	-	26.8	39.0	51.4	
4. Very high	16.4	15.0	17.2	15.9	22.0	22.7	19.5	17.8	2.7	17.9	4.7	-	-	15.2	12.8	37.6	
5. I don't take them to get high	12.9	6.3	16.9	10.4	33.3	-	12.6	14.2	25.6	11.9	20.5	-	-	20.5	13.9	-	
<i>Item 5380 Subject A01e</i>	<i>N†</i>	145	53	86	107	8	31	37	50	28	107	25	-	-	17	109	18
B095: When you take narcotics other than heroin, how long do you usually stay high?																	
1. Usually don't get high	19.3	18.4	19.8	16.2	42.2	10.0	18.0	15.2	37.2	18.0	28.7	-	-	27.8	19.9	7.7	
2. One to two hours	24.1	19.7	28.2	23.0	37.3	35.7	8.8	32.4	16.8	23.5	36.1	-	-	31.4	25.9	6.1	
3. Three to six hours	40.8	49.0	34.2	43.5	5.4	37.2	47.0	38.8	40.3	42.6	28.6	-	-	28.6	42.4	43.4	
4. Seven to 24 hours	14.8	10.8	17.3	16.4	12.8	16.6	23.5	13.7	4.2	15.9	1.8	-	-	12.2	10.9	41.8	
5. More than 24 hours	1.1	2.1	0.5	0.9	2.3	0.6	2.7	-	1.5	-	4.8	-	-	-	0.9	1.0	
<i>Item 5390 Subject A01f</i>	<i>N†</i>	149	56	86	110	8	32	37	50	31	111	24	-	-	17	113	18

†=excludes respondents for whom question was inappropriate.

DESCRIPTIVE RESULTS: 2010

89

QUESTIONNAIRE FORM 1 2010	TOTAL	SEX		RACE		REGION				COLLEGE PLANS?		ILLCIT DRUG USE: LIFETIME				
		M	F	White	Black	NE	NC	S	W	Yes	No	None	Mari- juana Only	Few Pills	More Pills	Any Her- oin
<i>N (Weighted No. of Cases):</i>	2521	1043	1232	1352	289	483	551	947	540	1843	317	1234	610	191	311	24
<i>% of Weighted Total:</i>	100.0	41.4	48.9	53.6	11.5	19.2	21.8	37.6	21.4	73.1	12.6	48.9	24.2	7.6	12.3	0.9
B096: What narcotics other than heroin have you taken during the last year without a doctor's orders? (Mark all that apply.)																
A. Methadone	13.9	15.1	10.5	14.0	2.5	12.3	21.6	8.6	14.5	9.4	17.1	-	-	-	7.9	63.5
B. Opium	14.2	19.6	6.7	11.9	28.8	13.6	20.6	10.1	13.5	10.7	13.6	-	-	5.9	7.8	60.9
C. Morphine	24.4	14.3	28.9	24.5	2.5	19.1	27.0	30.0	18.5	21.0	30.3	-	-	19.3	16.3	79.4
D. Codeine	54.5	64.7	45.5	53.6	31.0	47.5	59.0	67.4	36.6	57.0	39.8	-	-	25.4	58.2	63.5
E. Demerol	10.3	7.4	12.0	9.9	2.5	14.1	14.5	10.2	1.5	9.4	13.9	-	-	-	7.8	34.6
F. Vicodin	68.6	68.7	67.1	66.9	22.0	67.1	71.9	57.6	83.4	70.1	57.9	-	-	41.2	71.2	81.4
G. OxyContin	55.0	48.7	57.5	55.0	62.9	69.7	47.5	62.5	37.1	54.0	60.3	-	-	37.9	52.2	92.3
H. Percocet	41.4	46.6	33.8	41.3	30.7	59.3	48.1	35.4	24.0	40.0	36.2	-	-	44.8	36.1	73.0
I. Percodan	4.1	6.0	2.0	4.6	2.5	6.2	10.0	-	1.5	2.5	5.0	-	-	-	1.9	20.0
J. Ultram	7.3	9.8	1.8	6.0	2.5	12.3	16.0	0.9	1.5	4.5	5.0	-	-	-	3.7	34.7
K. Other	20.4	18.0	19.5	18.6	11.4	24.4	31.9	16.2	9.2	20.0	4.2	-	-	2.5	20.3	38.5
L. Don't know the names of some I have used	12.9	15.0	11.9	10.7	12.5	10.7	5.5	18.4	15.4	14.6	6.0	-	-	8.4	11.5	19.5
<i>Item 5400-5445, 5455, 5465, 5475, 5480-5490, 31980 Subject A01I</i>	149	58	84	110	8	33	37	48	31	110	24	-	-	18	111	18
B097: Have you ever tried to stop using narcotics other than heroin and found that you couldn't stop?																
1. Yes	10.1	3.1	12.1	8.1	5.2	22.1	7.9	8.9	2.0	7.5	8.6	-	-	2.5	4.6	52.5
2. No	89.9	96.9	87.9	91.9	94.8	77.9	92.1	91.1	98.0	92.5	91.4	-	-	97.5	95.4	47.5
<i>Item 5500 Subject A01i</i>	148	58	83	109	8	33	35	49	31	110	24	-	-	17	111	18
B098: What methods have you used for taking any of these narcotics other than heroin? (Mark all that apply.)																
A. Sniffing or "snorting"	39.9	42.0	35.8	38.9	16.2	72.5	33.9	35.0	20.8	40.0	40.1	-	-	26.7	38.0	61.2
B. Smoking	11.4	20.3	5.8	12.3	2.5	11.3	10.4	6.8	19.7	12.3	11.7	-	-	4.8	10.5	21.4
C. Injection	4.8	1.9	6.6	5.2	2.5	0.6	10.4	3.7	4.4	4.3	0.8	-	-	-	-	37.5
D. By mouth	89.9	91.6	89.5	89.1	81.1	92.2	85.1	89.9	93.4	90.1	94.3	-	-	78.3	96.0	65.4
E. Other	2.7	3.4	1.3	1.9	18.9	-	3.0	2.9	4.7	1.9	4.0	-	-	2.5	1.7	6.1
<i>Item 5510-5550 Subject A05d</i>	149	57	85	110	8	32	37	49	31	110	25	-	-	17	113	18
B099: Do you think you will be using any narcotics other than heroin without a doctor's orders five years from now?																
1. I definitely will	0.6	0.8	0.4	0.5	0.6	0.3	1.0	0.7	0.1	0.5	1.3	0.3	0.1	0.3	1.3	16.7
2. I probably will	2.3	1.1	2.9	1.9	1.9	2.5	2.0	1.7	3.3	2.1	2.9	0.1	0.7	3.2	11.8	30.7
3. I probably will not	11.1	11.2	11.0	12.3	4.5	11.5	11.7	8.3	14.5	10.6	14.0	5.4	9.7	19.4	32.9	23.5
4. I definitely will not	86.1	86.9	85.7	85.3	93.0	85.7	85.3	89.3	82.1	86.9	81.8	94.2	89.4	77.2	54.0	29.1
<i>Item 5560 Subject A04a</i>	2249	997	1193	1318	270	414	516	810	509	1795	299	1183	539	181	276	24
B100: Have you ever attended a treatment program for alcohol or drug abuse where you stayed overnight?																
1. No, never	98.8	98.6	99.2	99.0	99.3	98.9	98.5	98.8	98.8	99.2	96.7	99.9	99.4	98.7	95.2	68.0
2. Yes, but not in the past 12 months	0.5	0.4	0.4	0.3	-	0.8	0.7	0.6	0.1	0.3	1.1	-	0.3	0.3	1.8	20.3
3. Yes, sometime in the past 12 months	0.7	1.0	0.4	0.7	0.7	0.3	0.7	0.6	1.2	0.5	2.2	0.1	0.4	1.0	3.0	11.7
<i>Item 22360 Subject A08a, T04</i>	2249	1000	1188	1320	265	415	518	805	511	1793	301	1180	540	179	282	24
B101: Have you ever received any other kind of professional counseling, treatment, or therapy because of your use of alcohol or drugs?																
1. No, never	96.3	96.6	96.6	96.5	98.8	96.1	95.7	97.5	95.4	96.6	95.3	99.6	98.2	96.8	81.1	62.8
2. Yes, but not in the past 12 months	1.7	1.1	1.9	1.5	0.8	1.4	1.9	1.2	2.3	1.6	1.5	0.2	0.9	1.3	9.1	7.2
3. Yes, sometime in the past 12 months	2.0	2.3	1.5	2.0	0.4	2.4	2.4	1.3	2.4	1.8	3.2	0.2	0.9	1.9	9.8	30.0
<i>Item 22370 Subject A08a, T04</i>	2253	1001	1191	1317	266	415	519	806	513	1791	301	1178	541	180	282	24
B102: When (if ever) did you FIRST do each of the following things? Don't count anything you took because a doctor told you to.																

†=excludes respondents for whom question was inappropriate.

QUESTIONNAIRE FORM 1 2010	TOTAL	SEX		RACE		REGION				COLLEGE PLANS?		ILLICIT DRUG USE: LIFETIME				
		M	F	White	Black	NE	NC	S	W	Yes	No	None	Mari- juana Only	Few Pills	More Pills	Any Her- oin
<i>N (Weighted No. of Cases):</i>	2521	1043	1232	1352	289	483	551	947	540	1843	317	1234	610	191	311	24
<i>% of Weighted Total:</i>	100.0	41.4	48.9	53.6	11.5	19.2	21.8	37.6	21.4	73.1	12.6	48.9	24.2	7.6	12.3	0.9
B102A: Smoke cigarettes on a daily basis																
8. Never	83.2	83.1	83.7	80.2	91.3	86.1	82.2	80.8	85.5	85.6	73.2	96.3	76.8	73.9	52.1	18.6
1. Grade 6 or below	1.1	1.0	1.0	1.1	1.0	1.1	0.8	1.6	0.8	0.7	2.9	0.2	1.9	0.6	3.0	13.6
2. Grade 7	1.3	0.9	1.6	1.7	0.2	0.8	1.6	0.9	2.1	1.1	1.9	0.3	0.9	2.9	4.8	13.2
3. Grade 8	1.3	1.2	1.4	1.9	0.4	0.9	1.4	1.3	1.7	1.0	3.6	0.1	0.9	3.3	5.7	16.0
4. Grade 9 (Freshman)	3.3	2.8	3.7	4.2	1.4	4.0	3.7	3.3	2.4	3.0	5.6	0.8	4.4	3.7	10.6	12.3
5. Grade 10 (Sophomore)	3.2	3.7	2.9	3.8	2.8	2.1	4.3	4.1	1.7	2.9	3.9	0.4	6.3	1.9	8.5	16.5
6. Grade 11 (Junior)	3.6	4.1	3.1	4.2	1.8	3.7	3.6	3.4	3.7	3.0	4.3	0.5	4.2	11.7	10.0	9.8
7. Grade 12 (Senior)	2.9	3.2	2.6	3.0	1.1	1.2	2.3	4.6	2.1	2.7	4.5	1.4	4.6	2.1	5.4	-
<i>Item 5570 Subject A01g</i>	<i>N</i> 2226	987	1180	1303	266	422	512	794	497	1764	296	1173	531	176	274	21
B102B: Try an alcoholic beverage—more than just a few sips																
8. Never	23.6	23.3	23.6	24.3	24.4	18.1	21.2	23.2	31.0	23.9	26.1	41.3	1.9	12.2	5.0	2.4
1. Grade 6 or below	6.6	6.7	6.3	4.8	12.6	7.6	7.0	6.5	5.5	6.0	8.5	3.5	6.0	9.4	16.5	34.5
2. Grade 7	6.3	6.1	6.1	6.0	3.4	7.3	5.1	6.5	6.3	5.6	8.8	1.9	8.1	10.4	16.5	-
3. Grade 8	10.9	9.8	11.8	11.7	11.1	13.5	9.4	11.5	9.6	10.9	11.4	5.7	15.8	16.6	17.0	18.2
4. Grade 9 (Freshman)	17.9	17.8	18.0	18.7	15.6	18.3	19.3	18.6	14.7	17.6	21.2	12.1	26.1	18.8	22.1	32.4
5. Grade 10 (Sophomore)	14.7	16.5	13.6	16.3	11.0	15.1	15.7	14.1	14.4	15.6	8.1	11.6	21.9	17.3	13.4	10.7
6. Grade 11 (Junior)	12.6	13.5	12.3	12.2	12.6	15.6	13.3	10.8	12.5	13.0	10.9	14.0	13.3	11.9	7.2	1.8
7. Grade 12 (Senior)	7.4	6.3	8.3	6.0	9.3	4.4	9.1	8.9	6.0	7.5	4.9	10.0	7.0	3.3	2.4	-
<i>Item 5580 Subject A01g</i>	<i>N</i> 2117	941	1124	1257	240	396	485	755	481	1694	278	1076	522	174	276	23
B102C: Try marijuana or hashish																
8. Never	58.4	55.3	61.3	59.2	61.5	52.1	58.5	61.0	59.3	60.3	54.0	100.0	-	33.1	16.1	5.2
1. Grade 6 or below	2.2	2.7	1.7	1.7	4.0	1.9	3.3	1.6	2.4	1.7	3.8	-	3.9	1.0	6.6	33.5
2. Grade 7	3.2	3.9	2.5	2.8	2.6	3.9	2.6	2.7	4.1	2.4	6.4	-	6.6	2.9	10.9	-
3. Grade 8	5.7	5.0	6.0	5.8	3.3	6.7	4.5	6.0	5.5	5.1	7.2	-	9.8	9.6	18.4	22.1
4. Grade 9 (Freshman)	9.2	10.5	7.9	8.6	10.2	11.0	9.8	9.1	7.4	8.7	10.2	-	20.9	17.1	20.7	15.2
5. Grade 10 (Sophomore)	8.7	9.8	7.9	9.3	8.6	8.5	7.6	8.9	9.9	8.8	8.4	-	19.8	19.1	15.8	12.5
6. Grade 11 (Junior)	7.6	8.0	7.5	7.8	6.1	9.8	7.7	6.3	7.5	7.9	6.2	-	22.1	12.1	9.0	11.4
7. Grade 12 (Senior)	4.9	4.8	5.2	4.8	3.7	6.1	6.1	4.3	3.8	5.2	3.8	-	17.0	5.3	2.6	-
<i>Item 5590 Subject A01g</i>	<i>N</i> 2214	979	1179	1301	264	414	508	797	495	1774	291	1165	529	175	274	24
B102D: Try LSD																
8. Never	96.7	96.2	97.4	95.8	99.7	95.5	96.1	97.7	96.5	97.0	97.2	100.0	100.0	92.0	83.9	29.4
1. Grade 6 or below	0.1	*	-	0.1	0.1	*	0.2	-	-	-	0.2	-	-	0.3	0.2	0.9
2. Grade 7	-	-	-	-	-	-	-	-	-	-	-	-	-	-	-	-
3. Grade 8	0.1	0.1	0.1	0.1	-	-	-	0.3	0.1	0.1	0.3	-	-	0.6	0.5	1.3
4. Grade 9 (Freshman)	0.3	0.2	0.4	0.4	-	0.1	0.4	0.4	0.2	0.3	0.6	-	-	0.4	1.8	8.0
5. Grade 10 (Sophomore)	1.1	1.1	0.7	1.2	0.3	1.4	0.3	1.0	1.6	0.8	0.7	-	-	1.6	3.8	47.1
6. Grade 11 (Junior)	1.0	1.0	0.9	1.4	-	1.2	1.8	0.2	1.0	1.1	0.6	-	-	2.0	5.8	10.5
7. Grade 12 (Senior)	0.8	1.3	0.5	1.0	-	1.7	1.1	0.4	0.5	0.8	0.3	-	-	3.2	4.1	2.9
<i>Item 5600 Subject A01g</i>	<i>N</i> 2244	991	1195	1310	272	423	510	814	495	1793	294	1178	545	173	273	22
B102E: Try a hallucinogen other than LSD																
8. Never	93.9	92.2	95.6	92.6	98.2	94.7	94.4	95.2	90.5	94.3	91.6	100.0	100.0	83.4	65.5	21.3
1. Grade 6 or below	0.1	0.1	-	*	0.1	*	0.1	-	0.1	*	0.2	-	-	-	0.4	0.9
2. Grade 7	*	-	-	*	-	-	0.1	-	-	-	-	-	-	0.3	-	-
3. Grade 8	0.2	0.2	0.2	0.2	-	0.1	-	0.3	0.3	0.2	0.6	-	-	0.6	0.9	4.7
4. Grade 9 (Freshman)	0.6	0.6	0.7	0.9	-	0.1	0.4	0.4	1.6	0.7	0.4	-	-	0.6	3.8	13.3
5. Grade 10 (Sophomore)	1.8	2.5	1.2	2.2	-	1.8	0.8	2.0	2.4	1.6	1.7	-	-	1.9	11.0	32.9
6. Grade 11 (Junior)	2.5	3.4	1.5	2.9	0.5	3.2	2.8	1.0	4.0	2.4	3.4	-	-	8.0	14.3	18.5
7. Grade 12 (Senior)	1.0	1.1	0.8	1.1	1.2	0.1	1.4	1.0	1.1	0.8	2.1	-	-	5.1	4.1	8.4
<i>Item 5610 Subject A01g</i>	<i>N</i> 2239	995	1188	1306	271	420	511	810	498	1790	297	1183	548	165	270	21
B102F: Try amphetamines																
8. Never	95.0	95.4	94.8	94.3	99.0	97.3	95.3	94.6	93.4	94.9	96.5	100.0	100.0	89.1	64.9	24.8
1. Grade 6 or below	0.3	0.2	0.4	0.6	0.1	0.6	0.6	0.2	-	0.3	0.4	-	-	1.4	0.5	24.2
2. Grade 7	0.2	0.1	0.2	0.2	-	0.1	-	0.3	0.2	0.2	-	-	-	-	1.6	1.8
3. Grade 8	0.6	0.4	0.7	0.8	-	-	-	0.9	1.0	0.5	0.3	-	-	-	5.4	-
4. Grade 9 (Freshman)	0.8	0.4	1.0	0.9	-	0.3	0.7	1.0	0.9	0.7	0.4	-	-	1.7	4.9	20.7
5. Grade 10 (Sophomore)	0.8	0.7	0.8	0.7	-	-	0.6	1.2	1.1	0.9	0.9	-	-	1.1	6.1	13.2
6. Grade 11 (Junior)	1.6	2.0	1.2	1.5	0.9	1.2	1.7	1.2	2.3	1.7	0.5	-	-	2.4	12.2	15.4
7. Grade 12 (Senior)	0.8	0.9	0.7	1.0	-	0.5	1.0	0.6	1.1	0.8	0.9	-	-	4.4	4.5	-
<i>Item 5620 Subject A01g</i>	<i>N</i> 2197	984	1160	1278	267	407	505	799	485	1745	298	1184	551	164	230	16

* = less than .05 percent.

DESCRIPTIVE RESULTS: 2010

91

QUESTIONNAIRE FORM 1 2010	TOTAL	SEX		RACE		REGION				COLLEGE PLANS?		ILLICIT DRUG USE: LIFETIME				
		M	F	White	Black	NE	NC	S	W	Yes	No	None	Mari- juana Only	Few Pills	More Pills	Any Her- oin
<i>N (Weighted No. of Cases):</i>	2521	1043	1232	1352	289	483	551	947	540	1843	317	1234	610	191	311	24
<i>% of Weighted Total:</i>	100.0	41.4	48.9	53.6	11.5	19.2	21.8	37.6	21.4	73.1	12.6	48.9	24.2	7.6	12.3	0.9
B102G: Try barbiturates																
8. Never	98.6	98.6	98.6	98.7	97.7	99.0	97.9	98.6	98.8	98.6	99.4	100.0	100.0	98.6	91.5	66.9
1. Grade 6 or below	0.1	0.1	0.1	0.1	0.1	*	0.3	-	0.2	0.1	0.6	-	-	-	0.9	1.0
2. Grade 7	*	0.1	-	0.1	-	0.3	-	-	-	-	-	-	-	0.6	-	-
3. Grade 8	0.1	*	0.1	0.1	-	0.1	0.3	-	-	0.1	-	-	-	-	0.8	-
4. Grade 9 (Freshman)	0.4	0.6	0.3	0.3	1.4	0.4	0.2	0.8	0.1	0.5	-	-	-	-	2.6	14.3
5. Grade 10 (Sophomore)	0.3	0.1	0.4	0.4	-	-	-	0.3	0.6	0.2	-	-	-	-	1.0	14.7
6. Grade 11 (Junior)	0.2	0.2	0.1	0.1	-	-	0.5	-	0.4	0.2	-	-	-	0.8	0.9	3.2
7. Grade 12 (Senior)	0.3	0.2	0.4	0.1	0.8	0.2	0.8	0.2	-	0.3	-	-	-	-	2.3	-
<i>Item 5640 Subject A01g</i>	<i>N</i>	<i>2259</i>	<i>1008</i>	<i>1195</i>	<i>1319</i>	<i>426</i>	<i>519</i>	<i>814</i>	<i>501</i>	<i>1792</i>	<i>306</i>	<i>1182</i>	<i>546</i>	<i>180</i>	<i>279</i>	<i>19</i>
B102H: Try tranquilizers																
8. Never	95.3	96.0	95.1	94.5	98.2	95.9	94.3	95.4	95.7	95.4	96.8	100.0	100.0	91.9	71.2	15.2
1. Grade 6 or below	0.2	0.2	0.2	0.1	1.0	*	0.2	0.2	0.2	0.1	0.5	-	-	0.8	0.9	0.9
2. Grade 7	0.1	*	0.2	0.1	-	-	-	0.2	0.3	0.2	-	-	-	0.9	0.6	-
3. Grade 8	0.8	0.8	0.5	1.1	-	0.6	1.8	0.8	0.1	0.6	0.4	-	-	-	4.2	37.1
4. Grade 9 (Freshman)	0.9	0.7	1.0	1.0	0.4	1.0	0.9	0.9	0.7	0.9	0.3	-	-	0.4	6.1	15.9
5. Grade 10 (Sophomore)	1.1	0.6	1.5	1.4	-	1.1	-	1.3	2.0	1.3	0.6	-	-	2.0	6.8	22.6
6. Grade 11 (Junior)	1.1	1.2	1.1	1.2	-	0.7	1.9	0.9	1.0	1.1	0.9	-	-	1.6	8.2	8.3
7. Grade 12 (Senior)	0.5	0.5	0.5	0.6	0.4	0.6	1.0	0.4	0.1	0.5	0.5	-	-	2.5	2.2	-
<i>Item 5650 Subject A01g</i>	<i>N</i>	<i>2218</i>	<i>996</i>	<i>1165</i>	<i>1286</i>	<i>418</i>	<i>505</i>	<i>800</i>	<i>495</i>	<i>1761</i>	<i>298</i>	<i>1182</i>	<i>551</i>	<i>157</i>	<i>255</i>	<i>20</i>
B102I: Try cocaine																
8. Never	95.7	96.0	95.8	95.6	99.7	96.3	96.1	95.8	94.5	96.2	95.4	100.0	100.0	93.6	75.7	12.2
1. Grade 6 or below	0.1	*	-	0.1	0.1	*	0.2	-	-	-	0.2	-	-	0.3	0.2	0.9
2. Grade 7	0.1	0.1	*	0.1	-	0.2	-	0.2	0.1	0.1	-	-	-	-	1.0	1.3
3. Grade 8	0.4	0.1	0.6	0.5	-	0.6	0.7	0.3	0.2	0.3	0.3	-	-	0.6	0.1	40.0
4. Grade 9 (Freshman)	1.1	0.8	1.4	1.0	-	0.3	0.6	1.4	2.0	1.3	0.5	-	-	-	7.9	18.1
5. Grade 10 (Sophomore)	0.8	0.3	1.1	0.7	-	1.2	-	0.9	0.9	0.9	0.2	-	-	2.8	3.4	13.5
6. Grade 11 (Junior)	1.1	1.9	0.5	1.2	0.2	0.6	1.6	0.6	2.1	1.0	1.4	-	-	0.7	8.0	9.4
7. Grade 12 (Senior)	0.7	0.9	0.5	0.8	-	0.7	0.8	0.7	0.3	0.3	1.9	-	-	2.0	3.7	4.7
<i>Item 5660 Subject A01g</i>	<i>N</i>	<i>2252</i>	<i>1001</i>	<i>1193</i>	<i>1311</i>	<i>425</i>	<i>514</i>	<i>818</i>	<i>495</i>	<i>1785</i>	<i>306</i>	<i>1180</i>	<i>548</i>	<i>175</i>	<i>275</i>	<i>22</i>
B102J: Try heroin																
8. Never	99.1	99.4	99.0	98.8	99.9	98.8	98.6	99.3	99.5	99.2	99.6	100.0	100.0	100.0	100.0	-
1. Grade 6 or below	*	*	-	-	0.1	*	-	-	-	-	0.1	-	-	-	-	0.9
2. Grade 7	-	-	-	-	-	-	-	-	-	-	-	-	-	-	-	-
3. Grade 8	*	0.1	-	-	-	-	-	-	0.2	0.1	-	-	-	-	-	4.7
4. Grade 9 (Freshman)	0.1	0.1	0.1	0.2	-	0.3	0.2	-	0.1	0.1	-	-	-	-	-	13.2
5. Grade 10 (Sophomore)	0.3	0.1	0.2	0.2	-	0.6	-	0.3	0.3	0.1	-	-	-	-	-	33.2
6. Grade 11 (Junior)	0.4	0.2	0.6	0.7	-	0.3	1.2	0.2	-	0.5	-	-	-	-	-	42.9
7. Grade 12 (Senior)	*	-	0.1	0.1	-	-	-	0.1	-	-	0.3	-	-	-	-	5.1
<i>Item 5670 Subject A01g</i>	<i>N</i>	<i>2258</i>	<i>1001</i>	<i>1197</i>	<i>1314</i>	<i>426</i>	<i>514</i>	<i>819</i>	<i>499</i>	<i>1789</i>	<i>307</i>	<i>1182</i>	<i>550</i>	<i>180</i>	<i>273</i>	<i>21</i>
B102K: Try any narcotic other than heroin																
8. Never	91.4	91.8	91.1	89.3	94.4	91.6	92.0	91.7	90.0	91.3	92.0	100.0	100.0	72.1	46.1	16.5
1. Grade 6 or below	0.2	0.1	0.4	0.3	0.1	*	0.1	0.2	0.6	0.2	0.6	-	-	-	2.0	0.8
2. Grade 7	0.3	0.2	0.3	0.3	0.3	0.1	0.7	0.2	-	0.3	-	-	-	-	2.3	-
3. Grade 8	0.8	0.4	0.9	0.7	-	1.4	1.0	0.5	0.5	0.7	0.7	-	-	1.4	5.1	13.1
4. Grade 9 (Freshman)	1.8	2.0	1.7	2.3	1.8	1.2	1.7	2.6	1.1	1.7	1.8	-	-	5.3	10.3	31.1
5. Grade 10 (Sophomore)	2.2	2.1	2.3	3.0	1.0	1.4	2.3	1.6	3.7	2.4	0.5	-	-	5.9	14.2	21.4
6. Grade 11 (Junior)	2.0	2.0	2.0	2.7	1.6	2.9	1.6	1.6	2.1	2.1	1.7	-	-	5.0	14.2	9.8
7. Grade 12 (Senior)	1.4	1.4	1.3	1.5	0.9	1.3	0.6	1.5	2.1	1.2	2.8	-	-	10.4	5.9	7.2
<i>Item 5680 Subject A01g</i>	<i>N</i>	<i>2170</i>	<i>973</i>	<i>1144</i>	<i>1265</i>	<i>411</i>	<i>491</i>	<i>786</i>	<i>481</i>	<i>1734</i>	<i>290</i>	<i>1174</i>	<i>541</i>	<i>141</i>	<i>239</i>	<i>23</i>
B102L: Smoke your first cigarette																
8. Never	60.9	58.4	63.2	58.2	72.6	64.9	59.1	57.6	64.4	63.5	49.2	85.5	35.8	38.8	25.4	5.2
1. Grade 6 or below	6.5	7.3	5.9	6.8	6.5	5.1	6.2	7.7	6.0	5.7	11.8	3.2	7.7	7.9	14.9	31.3
2. Grade 7	5.0	5.3	4.6	4.4	2.8	4.6	5.0	5.4	4.7	4.4	6.0	0.9	9.5	5.7	12.4	5.6
3. Grade 8	5.0	5.0	5.0	6.2	3.4	4.0	5.1	6.2	3.8	3.8	11.0	1.2	8.9	7.7	11.0	18.8
4. Grade 9 (Freshman)	7.8	8.1	7.5	8.4	8.9	6.8	9.1	8.4	6.7	7.5	8.7	2.4	14.0	11.8	13.0	32.3
5. Grade 10 (Sophomore)	6.0	6.2	5.6	6.7	3.2	5.5	7.7	4.9	6.6	6.4	4.2	1.7	10.8	14.3	10.2	-
6. Grade 11 (Junior)	5.7	5.6	5.9	6.2	1.6	5.9	5.7	6.1	4.8	5.6	5.4	2.6	9.0	9.3	10.1	6.8
7. Grade 12 (Senior)	3.1	4.2	2.3	3.1	1.0	3.3	2.2	3.8	2.9	3.1	3.6	2.4	4.3	4.3	2.8	-
<i>Item 5575 Subject A01g</i>	<i>N</i>	<i>2146</i>	<i>946</i>	<i>1148</i>	<i>1256</i>	<i>406</i>	<i>490</i>	<i>761</i>	<i>488</i>	<i>1722</i>	<i>286</i>	<i>1119</i>	<i>514</i>	<i>172</i>	<i>269</i>	<i>22</i>

*=less than .05 percent.

QUESTIONNAIRE FORM 1 2010	TOTAL	SEX		RACE		REGION				COLLEGE PLANS?		ILLICIT DRUG USE: LIFETIME				
		M	F	White	Black	NE	NC	S	W	Yes	No	None	Mari- juana Only	Few Pills	More Pills	Any Her- oin
<i>N (Weighted No. of Cases):</i>	2521	1043	1232	1352	289	483	551	947	540	1843	317	1234	610	191	311	24
<i>% of Weighted Total:</i>	100.0	41.4	48.9	53.6	11.5	19.2	21.8	37.6	21.4	73.1	12.6	48.9	24.2	7.6	12.3	0.9
B102M: Drink enough to feel drunk or very high																
8. Never	45.8	45.3	45.9	41.7	61.3	38.8	41.8	48.9	50.7	47.0	43.1	72.0	15.1	27.5	9.6	2.4
1. Grade 6 or below	2.4	3.0	1.8	2.2	4.2	1.5	3.8	1.7	3.1	2.3	2.9	0.3	2.5	2.7	9.0	26.4
2. Grade 7	2.3	3.4	1.4	2.8	0.6	3.0	3.2	1.9	1.5	2.0	4.2	0.3	3.6	5.2	6.0	5.5
3. Grade 8	6.8	5.8	7.8	8.2	2.7	8.7	5.0	6.8	7.2	6.3	10.8	1.8	10.2	7.6	20.5	17.4
4. Grade 9 (Freshman)	12.2	12.4	12.1	13.8	6.3	11.5	15.5	11.9	9.7	11.8	12.7	5.3	17.6	23.0	23.0	29.0
5. Grade 10 (Sophomore)	13.1	14.1	12.5	15.6	6.5	17.9	12.0	11.8	12.3	13.2	12.3	6.5	23.4	18.8	17.4	12.8
6. Grade 11 (Junior)	10.5	10.1	10.9	10.1	10.3	11.4	11.9	9.5	9.9	10.7	7.9	7.2	17.9	8.0	12.0	6.5
7. Grade 12 (Senior)	6.9	5.7	7.6	5.7	8.2	7.1	6.9	7.6	5.6	6.8	6.1	6.5	9.6	7.3	2.4	-
<i>Item 5585 Subject A01g</i>	<i>N 2077</i>	<i>921</i>	<i>1106</i>	<i>1228</i>	<i>242</i>	<i>386</i>	<i>472</i>	<i>750</i>	<i>469</i>	<i>1657</i>	<i>286</i>	<i>1096</i>	<i>479</i>	<i>166</i>	<i>267</i>	<i>22</i>
B102N: Try "crack" cocaine, specifically																
8. Never	99.0	99.1	98.8	99.1	99.9	99.4	99.1	99.0	98.4	99.3	98.3	100.0	100.0	99.5	94.9	62.2
1. Grade 6 or below	*	*	-	-	0.1	*	-	-	-	-	0.1	-	-	-	-	0.9
2. Grade 7	0.1	*	0.1	-	-	-	-	0.2	0.1	0.1	-	-	-	-	0.5	1.3
3. Grade 8	0.1	0.1	-	-	-	-	-	-	0.3	0.1	-	-	-	-	0.3	2.7
4. Grade 9 (Freshman)	0.2	0.2	0.2	0.2	-	-	0.2	0.2	0.4	0.2	0.5	-	-	0.5	0.5	9.8
5. Grade 10 (Sophomore)	0.3	0.1	0.4	0.4	-	-	0.2	0.5	0.3	0.2	0.3	-	-	-	0.9	17.5
6. Grade 11 (Junior)	0.3	0.4	0.3	0.3	-	0.3	0.5	0.1	0.5	0.2	0.7	-	-	-	2.3	5.6
7. Grade 12 (Senior)	0.1	0.1	0.1	-	-	0.2	-	-	0.1	-	0.2	-	-	-	0.6	-
<i>Item 5661 Subject A01g</i>	<i>N 2255</i>	<i>1006</i>	<i>1195</i>	<i>1313</i>	<i>274</i>	<i>425</i>	<i>516</i>	<i>817</i>	<i>497</i>	<i>1792</i>	<i>305</i>	<i>1181</i>	<i>551</i>	<i>178</i>	<i>273</i>	<i>22</i>
B102O: Try crystal meth ("ice")																
8. Never	98.8	98.8	98.9	99.2	98.0	99.7	99.3	98.9	97.6	99.1	98.3	100.0	100.0	99.4	92.4	85.6
1. Grade 6 or below	0.2	0.3	0.1	0.3	0.6	*	0.4	0.1	0.5	0.1	0.9	-	-	0.2	1.7	0.8
2. Grade 7	*	-	*	-	-	*	-	-	-	-	-	-	-	-	0.1	-
3. Grade 8	0.2	0.2	0.3	0.3	-	-	-	0.5	0.2	0.2	-	-	-	-	1.8	-
4. Grade 9 (Freshman)	0.1	*	0.2	0.1	-	-	0.2	0.1	0.3	0.1	0.1	-	-	-	0.4	7.9
5. Grade 10 (Sophomore)	0.2	0.2	0.2	0.1	-	-	-	-	0.8	0.1	0.5	-	-	0.4	0.8	5.6
6. Grade 11 (Junior)	*	*	-	*	-	-	0.1	-	-	*	-	-	-	-	0.2	-
7. Grade 12 (Senior)	0.3	0.4	0.3	-	1.4	0.2	-	0.5	0.6	0.3	0.2	-	-	-	2.7	-
<i>Item 24430 Subject A01g</i>	<i>N 2270</i>	<i>1012</i>	<i>1201</i>	<i>1323</i>	<i>276</i>	<i>426</i>	<i>518</i>	<i>821</i>	<i>506</i>	<i>1804</i>	<i>307</i>	<i>1179</i>	<i>553</i>	<i>180</i>	<i>285</i>	<i>22</i>
B103: How many of your friends would you estimate . . .																
B103A: Smoke cigarettes?																
1. None	18.3	15.4	20.2	15.0	30.7	18.2	15.8	17.2	22.5	18.6	14.1	26.2	10.7	9.6	6.4	7.8
2. A few	39.9	38.1	41.5	39.2	36.5	41.3	37.9	37.7	44.3	41.5	35.4	43.2	39.5	37.4	32.8	17.5
3. Some	27.5	31.3	24.8	29.1	23.1	29.3	29.4	27.0	25.1	27.6	28.7	24.2	32.7	35.2	25.7	48.6
4. Most	12.8	13.4	12.2	15.2	7.2	10.0	15.0	16.0	7.5	11.5	18.8	6.1	14.9	16.7	29.1	25.3
5. All	1.5	1.8	1.3	1.5	2.5	1.1	1.9	2.1	0.6	0.8	2.9	0.3	2.1	1.2	6.0	0.8
<i>Item 7070 Subject A02a</i>	<i>N 2294</i>	<i>1023</i>	<i>1215</i>	<i>1334</i>	<i>281</i>	<i>429</i>	<i>524</i>	<i>828</i>	<i>512</i>	<i>1823</i>	<i>311</i>	<i>1189</i>	<i>558</i>	<i>183</i>	<i>286</i>	<i>24</i>
B103B: Smoke marijuana (pot, grass) or hashish?																
1. None	19.2	17.1	20.7	20.6	22.6	13.9	20.9	22.0	17.5	18.8	21.5	31.0	4.4	11.5	5.0	9.0
2. A few	29.6	28.2	31.0	30.8	18.9	26.8	29.6	31.6	28.9	30.6	25.3	37.7	23.5	21.0	16.7	12.1
3. Some	26.7	28.9	25.2	26.6	32.2	28.1	29.0	25.4	25.0	27.3	25.6	21.8	34.7	26.7	28.9	35.3
4. Most	21.2	22.5	19.8	19.2	20.0	26.0	17.6	18.0	26.0	20.8	22.3	8.9	33.2	34.2	40.1	37.3
5. All	3.3	3.2	3.3	2.8	6.3	5.2	2.9	3.0	2.6	2.4	5.3	0.7	4.3	6.5	9.3	6.3
<i>Item 7080 Subject A02a</i>	<i>N 2281</i>	<i>1017</i>	<i>1210</i>	<i>1330</i>	<i>280</i>	<i>426</i>	<i>523</i>	<i>822</i>	<i>510</i>	<i>1822</i>	<i>308</i>	<i>1183</i>	<i>557</i>	<i>182</i>	<i>283</i>	<i>22</i>
B103C: Take "crack" cocaine?																
1. None	82.7	83.1	82.4	83.8	88.2	83.6	84.2	84.9	77.0	82.5	85.7	85.0	84.7	82.5	73.0	52.4
2. A few	13.3	12.4	14.2	13.5	7.8	12.6	12.9	10.7	18.7	13.9	9.7	11.0	12.4	14.9	21.7	31.4
3. Some	2.9	3.0	2.9	2.2	1.6	3.0	2.2	2.8	3.7	3.0	2.7	3.5	1.9	1.7	2.3	9.0
4. Most	0.5	0.6	0.2	0.3	-	0.5	0.6	0.4	0.5	0.3	0.6	0.4	0.5	0.8	-	6.4
5. All	0.6	0.9	0.3	0.2	2.5	0.3	0.1	1.2	0.3	0.3	1.4	0.1	0.5	-	3.1	0.8
<i>Item 7151 Subject A02a</i>	<i>N 2282</i>	<i>1019</i>	<i>1210</i>	<i>1329</i>	<i>280</i>	<i>425</i>	<i>522</i>	<i>826</i>	<i>509</i>	<i>1820</i>	<i>308</i>	<i>1184</i>	<i>555</i>	<i>182</i>	<i>283</i>	<i>24</i>

DESCRIPTIVE RESULTS: 2010

93

QUESTIONNAIRE FORM 1 2010	TOTAL	SEX		RACE		REGION				COLLEGE PLANS?		ILLICIT DRUG USE: LIFETIME				
		M	F	White	Black	NE	NC	S	W	Yes	No	None	Mari- juana Only	Few Pills	More Pills	Any Her- oin
<i>N (Weighted No. of Cases):</i>	2521	1043	1232	1352	289	483	551	947	540	1843	317	1234	610	191	311	24
<i>% of Weighted Total:</i>	100.0	41.4	48.9	53.6	11.5	19.2	21.8	37.6	21.4	73.1	12.6	48.9	24.2	7.6	12.3	0.9
B103D: Take cocaine powder?																
1. None	79.6	76.9	81.8	79.8	88.4	79.4	83.0	81.7	73.0	80.1	78.5	85.3	83.2	72.2	58.1	26.3
2. A few	16.3	18.6	14.5	16.8	8.0	16.9	14.7	13.4	22.2	16.3	16.4	11.2	13.7	24.7	34.8	51.2
3. Some	3.1	2.9	3.1	2.8	1.2	2.9	2.1	3.1	4.1	3.2	2.5	2.9	2.2	2.1	4.7	13.4
4. Most	0.6	0.8	0.4	0.2	0.6	0.6	-	0.9	0.6	0.2	1.8	0.5	0.6	0.5	0.2	8.3
5. All	0.5	0.8	0.2	0.3	1.8	0.3	0.2	0.9	0.1	0.3	0.8	0.1	0.3	0.4	2.3	0.8
<i>Item 23990 Subject A02a</i>	<i>N</i> 2260	<i>1000</i>	<i>1208</i>	<i>1311</i>	<i>279</i>	<i>422</i>	<i>515</i>	<i>819</i>	<i>504</i>	<i>1808</i>	<i>301</i>	<i>1173</i>	<i>555</i>	<i>180</i>	<i>277</i>	<i>22</i>
B103E: Drink alcoholic beverages (liquor, beer, wine)?																
1. None	8.2	8.0	7.8	7.1	14.3	7.4	7.0	7.6	10.9	7.7	9.9	13.2	2.5	3.4	1.5	6.6
2. A few	12.2	12.0	12.0	12.3	11.0	10.2	11.5	13.1	13.3	12.3	12.3	16.2	8.7	8.5	6.2	-
3. Some	21.0	22.9	19.9	21.1	21.5	14.7	21.0	23.3	22.5	21.6	19.6	27.3	13.9	17.7	11.3	17.7
4. Most	41.0	41.1	41.4	41.5	38.3	43.8	43.5	41.1	35.9	42.0	38.2	34.4	50.1	48.1	44.9	43.8
5. All	17.6	16.0	18.8	18.0	14.8	23.8	17.1	14.9	17.4	16.4	20.0	8.8	24.8	22.4	36.1	31.9
<i>Item 7190 Subject A02a</i>	<i>N</i> 2270	<i>1007</i>	<i>1209</i>	<i>1320</i>	<i>280</i>	<i>424</i>	<i>519</i>	<i>821</i>	<i>506</i>	<i>1813</i>	<i>305</i>	<i>1174</i>	<i>556</i>	<i>182</i>	<i>280</i>	<i>22</i>
B103F: Get drunk at least once a week?																
1. None	28.7	24.8	31.4	25.9	41.0	25.2	23.5	31.8	31.8	28.4	30.0	38.5	20.6	18.7	11.4	17.1
2. A few	28.9	30.1	28.8	30.1	23.9	27.1	28.9	29.2	29.9	29.7	29.2	29.4	28.9	26.5	29.6	7.0
3. Some	23.0	24.6	21.9	24.2	19.7	25.0	26.5	20.4	21.9	23.7	21.7	18.9	26.0	34.2	26.5	34.5
4. Most	14.8	14.5	14.7	15.4	11.0	15.9	15.6	14.0	14.5	14.4	13.1	10.7	17.9	15.0	23.5	39.3
5. All	4.6	6.1	3.2	4.4	4.4	6.9	5.5	4.6	1.8	3.7	6.0	2.5	6.6	5.6	9.0	2.1
<i>Item 7200 Subject A02a</i>	<i>N</i> 2280	<i>1016</i>	<i>1211</i>	<i>1330</i>	<i>281</i>	<i>424</i>	<i>524</i>	<i>823</i>	<i>509</i>	<i>1821</i>	<i>309</i>	<i>1180</i>	<i>556</i>	<i>183</i>	<i>284</i>	<i>22</i>
The next questions are about your experiences in school.																
D001: Some people like school very much. Others don't. How do you feel about going to school?																
5. I like school very much	11.2	10.6	11.3	10.2	16.8	10.7	9.0	11.5	13.2	11.3	9.9	12.7	8.4	11.8	8.2	4.0
4. I like school quite a lot	26.1	24.5	27.9	28.2	21.0	30.3	26.1	23.3	27.8	28.6	12.8	30.3	23.3	20.7	17.9	21.9
3. I like school some	45.0	44.6	45.8	42.9	48.1	43.2	44.1	47.1	43.8	44.7	47.4	44.1	46.8	50.4	44.3	55.7
2. I don't like school very much	11.9	12.8	10.8	13.2	8.1	11.7	12.2	11.5	12.1	10.7	17.7	9.3	14.8	12.0	16.0	10.5
1. I don't like school at all	5.9	7.5	4.2	5.5	6.1	4.1	8.6	6.6	3.1	4.7	12.1	3.6	6.7	5.1	13.5	7.9
<i>Item 7630 Subject B01, Q08</i>	<i>N</i> 2104	<i>921</i>	<i>1133</i>	<i>1249</i>	<i>249</i>	<i>347</i>	<i>506</i>	<i>772</i>	<i>480</i>	<i>1755</i>	<i>296</i>	<i>1107</i>	<i>498</i>	<i>162</i>	<i>265</i>	<i>17</i>
D002: How often do you feel that the school work you are assigned is meaningful and important?																
5. Almost always	11.0	9.0	12.5	8.1	17.4	11.6	8.8	12.5	10.7	10.8	11.9	12.4	10.4	10.1	6.8	10.2
4. Often	21.7	20.4	22.7	22.2	22.4	22.6	21.1	20.7	23.4	22.2	19.4	25.4	16.7	24.1	15.4	18.1
3. Sometimes	40.4	39.6	41.9	40.5	40.5	37.2	39.6	39.8	44.4	42.4	31.1	40.9	45.1	37.1	36.0	10.4
2. Seldom	20.6	22.9	18.8	23.5	12.5	23.0	21.4	20.8	17.7	19.9	23.3	17.7	18.7	21.3	32.3	51.2
1. Never	6.3	8.1	4.1	5.8	7.3	5.6	9.1	6.2	3.9	4.7	14.4	3.7	9.2	7.4	9.4	10.1
<i>Item 5700 Subject B01</i>	<i>N</i> 2099	<i>919</i>	<i>1131</i>	<i>1245</i>	<i>251</i>	<i>344</i>	<i>505</i>	<i>770</i>	<i>480</i>	<i>1748</i>	<i>295</i>	<i>1106</i>	<i>498</i>	<i>161</i>	<i>266</i>	<i>17</i>
D003: How interesting are most of your courses to you?																
5. Very exciting and stimulating	4.6	3.9	5.2	3.0	7.8	5.9	2.7	5.4	4.5	4.8	3.9	6.1	2.8	3.1	3.2	4.0
4. Quite interesting	27.3	26.3	28.0	27.8	27.0	28.4	23.9	26.3	31.6	28.6	21.3	30.5	24.2	24.7	21.4	19.8
3. Fairly interesting	41.2	39.4	42.9	40.8	42.6	46.2	44.0	37.5	40.5	42.2	35.0	41.6	44.4	41.9	33.6	42.0
2. Slightly dull	19.9	22.4	17.9	22.4	12.7	13.1	18.1	24.0	20.0	18.3	26.9	16.7	20.9	24.5	27.7	27.4
1. Very dull	7.1	8.0	6.0	6.0	9.9	6.4	11.4	6.8	3.3	6.2	12.9	5.1	7.6	5.9	14.2	6.9
<i>Item 5710 Subject B01</i>	<i>N</i> 2095	<i>917</i>	<i>1129</i>	<i>1242</i>	<i>249</i>	<i>341</i>	<i>502</i>	<i>770</i>	<i>481</i>	<i>1746</i>	<i>294</i>	<i>1105</i>	<i>497</i>	<i>161</i>	<i>264</i>	<i>17</i>
D004: How important do you think the things you are learning in school are going to be for your later life?																
5. Very important	17.2	15.8	17.9	14.0	29.1	14.5	14.4	19.0	19.1	16.7	20.0	20.1	13.7	12.4	13.8	4.0
4. Quite important	26.8	26.6	27.1	26.4	24.7	26.1	28.3	27.0	25.3	27.9	21.6	28.7	25.5	23.4	24.4	28.1
3. Fairly important	31.2	31.5	31.6	33.9	24.4	33.9	29.8	29.7	33.2	32.2	23.9	30.1	33.3	37.9	28.3	14.8
2. Slightly important	19.8	19.2	20.2	21.0	15.1	20.9	20.4	19.3	19.1	19.1	24.3	17.4	22.3	20.1	23.8	43.0
1. Not at all important	5.0	6.9	3.1	4.7	6.7	4.6	7.1	5.0	3.3	4.1	10.3	3.6	5.1	6.2	9.7	10.1
<i>Item 5720 Subject B01</i>	<i>N</i> 2080	<i>906</i>	<i>1127</i>	<i>1234</i>	<i>249</i>	<i>337</i>	<i>499</i>	<i>765</i>	<i>480</i>	<i>1741</i>	<i>290</i>	<i>1100</i>	<i>488</i>	<i>160</i>	<i>264</i>	<i>17</i>

QUESTIONNAIRE FORM 1 2010	TOTAL	SEX		RACE		REGION				COLLEGE PLANS?		ILLICIT DRUG USE: LIFETIME				
		M	F	White	Black	NE	NC	S	W	Yes	No	None	Mari- juana Only	Few Pills	More Pills	Any Her- oin
<i>N (Weighted No. of Cases):</i>	2521	1043	1232	1352	289	483	551	947	540	1843	317	1234	610	191	311	24
<i>% of Weighted Total:</i>	100.0	41.4	48.9	53.6	11.5	19.2	21.8	37.6	21.4	73.1	12.6	48.9	24.2	7.6	12.3	0.9
D005: How much competition for grades is there among students at your school?																
1. None	10.8	12.9	8.6	9.6	18.6	12.6	10.5	11.6	8.8	8.8	19.6	8.1	14.1	13.9	11.7	5.8
2. A little	25.6	23.9	26.7	27.6	21.7	26.3	26.9	22.9	27.9	25.1	28.5	23.9	26.1	25.5	31.6	27.6
3. Some	32.4	35.0	30.5	33.8	26.0	26.2	30.6	34.7	35.2	32.2	35.2	33.4	34.1	28.5	31.0	14.8
4. Quite a bit	21.9	19.5	24.4	20.7	21.1	24.8	19.4	22.9	21.2	23.8	12.3	25.2	18.1	22.1	15.5	49.3
5. A great deal	9.2	8.7	9.8	8.3	12.5	10.1	12.6	8.0	7.0	10.1	4.3	9.5	7.7	10.0	10.2	2.5
<i>Item 5730 Subject B04</i>	<i>N 2080</i>	<i>906</i>	<i>1125</i>	<i>1237</i>	<i>249</i>	<i>335</i>	<i>500</i>	<i>764</i>	<i>480</i>	<i>1735</i>	<i>291</i>	<i>1100</i>	<i>492</i>	<i>159</i>	<i>264</i>	<i>17</i>
D006: How do you think most of the students in your classes would feel if you cheated on a test?																
1. They would like it very much	3.5	4.5	2.6	2.4	7.4	4.6	3.8	3.7	2.1	2.9	6.9	2.9	3.6	1.5	6.9	-
2. They would like it	3.3	4.1	2.5	2.7	4.3	3.8	1.8	4.7	2.4	2.7	5.4	3.2	3.9	1.4	3.3	-
3. They would not care	77.1	76.3	78.1	77.9	71.8	76.7	76.9	78.5	75.3	77.7	73.3	74.0	80.3	84.5	78.4	98.9
4. They would dislike it	10.8	10.5	10.7	11.8	7.4	10.5	13.8	7.0	13.7	10.9	10.8	13.2	7.9	9.1	8.2	-
5. They would dislike it very much	5.4	4.6	6.0	5.3	9.1	4.4	3.7	6.2	6.5	5.8	3.5	6.7	4.3	3.5	3.2	1.1
<i>Item 5740 Subject B04</i>	<i>N 2080</i>	<i>905</i>	<i>1126</i>	<i>1235</i>	<i>248</i>	<i>338</i>	<i>500</i>	<i>762</i>	<i>480</i>	<i>1736</i>	<i>290</i>	<i>1096</i>	<i>491</i>	<i>160</i>	<i>264</i>	<i>17</i>
D007: How do you think most of the students in your classes would feel if you intentionally did things to make your teachers angry?																
1. They would like it very much	4.4	5.3	3.7	3.4	7.2	6.2	4.9	5.2	1.5	4.2	5.5	3.3	4.7	5.8	7.2	4.3
2. They would like it	12.8	16.1	10.6	13.2	11.6	12.2	12.2	14.5	11.2	12.4	15.4	13.0	13.6	12.8	10.6	24.2
3. They would not care	46.2	45.0	47.0	45.3	44.7	43.5	49.8	47.1	42.6	44.7	53.1	42.1	49.9	48.7	51.7	56.6
4. They would dislike it	27.7	27.3	28.3	28.7	26.0	29.2	25.7	25.0	33.2	29.5	19.5	29.9	25.8	28.3	25.4	14.8
5. They would dislike it very much	8.9	6.4	10.4	9.3	10.5	9.0	7.3	8.3	11.5	9.2	6.4	11.7	5.9	4.4	5.2	-
<i>Item 5750 Subject B04</i>	<i>N 2065</i>	<i>902</i>	<i>1114</i>	<i>1227</i>	<i>246</i>	<i>330</i>	<i>500</i>	<i>761</i>	<i>473</i>	<i>1726</i>	<i>287</i>	<i>1088</i>	<i>491</i>	<i>158</i>	<i>261</i>	<i>17</i>
D008: How often do you find that your friends encourage you to do things which your teachers wouldn't like?																
1. Never	42.2	32.0	50.5	39.3	49.7	44.3	37.8	42.0	45.5	42.2	41.9	44.9	38.5	36.1	39.0	41.0
2. Seldom	31.6	33.9	30.2	34.6	26.7	30.3	34.1	31.9	29.4	32.5	26.9	31.3	32.3	35.7	31.3	28.4
3. Sometimes	17.5	21.8	14.1	18.0	14.7	14.6	18.1	16.8	20.1	17.5	18.8	16.8	19.3	15.0	18.1	23.7
4. Often	6.6	9.1	4.2	6.8	4.5	9.0	7.1	6.7	4.1	6.2	7.9	5.7	6.1	11.0	8.7	5.8
5. Almost always	2.1	3.3	1.0	1.3	4.5	1.8	2.9	2.6	0.8	1.6	4.6	1.2	3.8	2.2	2.9	1.1
<i>Item 5760 Subject B04</i>	<i>N 2063</i>	<i>898</i>	<i>1117</i>	<i>1227</i>	<i>248</i>	<i>331</i>	<i>498</i>	<i>760</i>	<i>475</i>	<i>1727</i>	<i>287</i>	<i>1086</i>	<i>486</i>	<i>160</i>	<i>263</i>	<i>17</i>
D009: Have you ever been in a work-study program—that is, a program where you work on a job as part of your schooling?																
1. No, not ever	86.3	84.5	87.8	87.8	79.8	87.2	88.7	85.6	84.5	87.9	79.4	88.0	86.7	85.3	83.3	75.0
2. Yes, for a half year or less	5.4	6.4	4.4	4.8	9.4	4.6	3.1	5.9	7.7	4.7	8.5	4.9	5.9	3.4	4.6	12.0
3. Yes, for about a year	5.3	5.7	5.0	5.0	7.4	3.1	4.8	5.4	7.2	4.6	8.9	4.9	4.4	4.8	7.8	13.0
4. Yes, for about two years	1.9	2.2	1.7	1.5	2.5	3.7	1.5	2.2	0.4	1.8	1.5	1.4	1.4	3.9	3.8	-
5. Yes, for more than two years	1.1	1.1	1.1	0.9	0.9	1.4	2.0	0.9	0.2	1.0	1.9	0.8	1.7	2.6	0.5	-
<i>Item 5770 Subject B02, C01</i>	<i>N 2053</i>	<i>891</i>	<i>1113</i>	<i>1218</i>	<i>249</i>	<i>328</i>	<i>498</i>	<i>754</i>	<i>472</i>	<i>1718</i>	<i>287</i>	<i>1089</i>	<i>485</i>	<i>157</i>	<i>260</i>	<i>17</i>
D010: How many times this school year have you seen a counselor individually?																
1. No times	27.6	32.6	23.1	32.5	20.8	32.9	30.8	29.5	17.7	26.0	36.1	27.4	28.2	28.4	26.7	19.7
2. 1 time	10.7	11.1	10.3	11.3	8.7	12.7	8.5	11.1	11.0	9.9	14.0	10.3	10.3	15.6	10.5	19.9
3. 2 times	15.8	13.5	17.9	16.7	9.1	13.3	16.8	14.1	19.3	16.2	13.7	16.3	13.2	18.6	18.0	16.1
4. 3 or 4 times	24.5	22.1	27.0	22.0	28.8	17.6	21.7	25.4	30.5	25.7	19.4	25.6	22.3	22.3	25.0	18.9
5. 5-7 times	11.0	10.9	10.9	9.5	15.6	14.9	13.0	8.3	10.6	11.5	8.0	9.7	15.3	9.2	8.7	5.8
6. 8-10 times	4.4	4.6	4.1	3.8	6.4	3.7	4.2	4.2	5.4	4.2	5.5	4.3	5.7	3.6	2.6	3.2
7. 11 or more times	5.9	5.1	6.6	4.2	10.5	4.9	5.0	7.3	5.5	6.4	3.3	6.3	5.1	2.3	8.5	16.4
<i>Item 5780 Subject B05</i>	<i>N 2041</i>	<i>888</i>	<i>1105</i>	<i>1211</i>	<i>244</i>	<i>323</i>	<i>495</i>	<i>750</i>	<i>472</i>	<i>1711</i>	<i>283</i>	<i>1076</i>	<i>485</i>	<i>155</i>	<i>262</i>	<i>17</i>

DESCRIPTIVE RESULTS: 2010

95

QUESTIONNAIRE FORM 1 2010	TOTAL	SEX		RACE		REGION				COLLEGE PLANS?		ILLICIT DRUG USE: LIFETIME					
		M	F	White	Black	NE	NC	S	W	Yes	No	None	Mari- juana Only	Few Pills	More Pills	Any Her- oin	
<i>N (Weighted No. of Cases):</i>	2521	1043	1232	1352	289	483	551	947	540	1843	317	1234	610	191	311	24	
<i>% of Weighted Total:</i>	100.0	41.4	48.9	53.6	11.5	19.2	21.8	37.6	21.4	73.1	12.6	48.9	24.2	7.6	12.3	0.9	
D011: How many times this school year have you seen a counselor as a part of a group of other students?																	
1. No times	62.6	66.0	59.9	67.0	50.0	66.5	66.9	62.8	55.3	61.3	70.6	61.4	64.7	68.1	61.1	63.1	
2. 1 time	12.0	10.9	13.0	12.6	10.4	11.5	9.4	10.7	17.0	12.3	10.6	13.5	8.2	12.9	12.5	7.9	
3. 2 times	9.5	9.5	9.4	8.0	9.8	9.8	8.6	9.4	10.5	9.5	8.8	9.1	11.4	7.4	8.5	22.4	
4. 3 or 4 times	9.1	7.6	10.3	7.5	11.0	6.0	9.2	9.9	9.8	9.9	5.1	9.5	9.8	8.2	6.4	6.6	
5. 5-7 times	3.1	2.4	3.6	2.6	6.5	3.1	3.3	2.5	3.7	3.4	0.4	3.3	2.7	2.3	2.9	-	
6. 8-10 times	1.6	1.5	1.6	0.7	7.1	1.0	0.7	2.8	1.0	1.5	1.8	1.5	1.8	0.5	2.0	-	
7. 11 or more times	2.2	2.1	2.1	1.5	5.2	2.1	1.9	2.0	2.7	2.1	2.7	1.7	1.5	0.6	6.6	-	
<i>Item 5790 Subject B05</i>	<i>N</i>	<i>2040</i>	<i>886</i>	<i>1106</i>	<i>1211</i>	<i>249</i>	<i>322</i>	<i>494</i>	<i>753</i>	<i>470</i>	<i>1714</i>	<i>281</i>	<i>1081</i>	<i>480</i>	<i>155</i>	<i>261</i>	<i>17</i>
D012: Would you have preferred to see a counselor more or less often than you have during the past year?																	
5. Much more often	9.8	10.4	9.0	5.7	16.8	8.0	6.7	12.0	11.0	9.5	10.9	9.5	10.7	6.4	10.5	7.7	
4. A little more often	20.2	15.9	23.4	16.7	25.3	19.4	16.5	20.7	23.7	21.2	13.3	19.7	18.9	25.8	20.1	20.8	
3. About as often	48.8	51.6	47.7	56.1	30.0	51.2	53.8	43.8	49.8	50.6	41.1	50.5	50.5	45.0	42.9	53.8	
2. A little less often	7.6	8.0	6.9	6.8	11.3	4.3	9.6	8.6	6.2	7.1	11.1	8.0	7.9	4.6	8.0	-	
1. Much less often	13.6	14.1	13.1	14.6	16.5	17.1	13.4	14.8	9.4	11.6	23.6	12.3	11.9	18.2	18.5	17.7	
<i>Item 5800 Subject B05</i>	<i>N</i>	<i>2015</i>	<i>879</i>	<i>1088</i>	<i>1196</i>	<i>246</i>	<i>320</i>	<i>487</i>	<i>741</i>	<i>467</i>	<i>1692</i>	<i>281</i>	<i>1065</i>	<i>477</i>	<i>153</i>	<i>259</i>	<i>16</i>
D013: How helpful have your sessions with a counselor been to you?																	
5. Extremely helpful	15.7	15.0	16.3	12.1	33.8	12.5	13.3	18.5	16.2	15.4	16.9	15.3	18.0	13.0	14.2	23.6	
4. Quite helpful	23.2	22.9	23.9	20.8	23.5	22.4	21.4	23.6	25.0	23.8	22.1	26.4	21.8	14.2	20.5	13.7	
3. Somewhat helpful	16.5	17.1	16.1	17.8	7.1	15.8	18.5	13.5	19.8	17.3	13.4	15.3	17.1	22.3	17.6	18.7	
2. A little helpful	15.2	13.3	16.6	14.5	18.7	14.6	17.0	13.1	16.9	15.4	13.8	15.0	12.8	12.9	19.8	9.8	
1. Not at all helpful	8.2	6.9	8.4	8.4	6.2	7.1	7.1	8.5	9.4	7.8	8.3	7.1	8.2	11.7	8.5	19.4	
8. Did not see a counselor this year	21.2	24.7	18.7	26.4	10.7	27.6	22.8	22.7	12.7	20.3	25.4	21.0	22.1	26.0	19.4	14.8	
<i>Item 5810 Subject B05</i>	<i>N</i>	<i>2033</i>	<i>886</i>	<i>1098</i>	<i>1205</i>	<i>245</i>	<i>320</i>	<i>496</i>	<i>747</i>	<i>469</i>	<i>1703</i>	<i>283</i>	<i>1077</i>	<i>477</i>	<i>155</i>	<i>259</i>	<i>17</i>
D014: Would you have preferred more or less of each of the following types of counseling in the last year?																	
D014A: Choosing what courses to take																	
5. Much more	25.8	25.8	25.2	19.5	39.5	23.8	19.3	27.4	31.2	24.4	32.1	23.6	27.2	27.4	29.1	26.9	
4. A little more	23.5	20.4	26.2	24.4	13.9	22.6	23.3	24.1	23.3	24.8	16.8	25.0	20.6	31.8	20.5	3.8	
3. About right	42.6	42.7	43.3	48.9	35.6	46.9	50.1	37.9	39.4	43.6	37.5	44.4	44.0	33.7	39.7	60.9	
2. A little less	2.6	3.9	1.4	2.1	2.8	1.5	2.3	3.2	3.0	2.6	2.5	2.2	2.7	1.6	3.5	-	
1. Much less	5.5	7.2	4.0	5.2	8.2	5.2	5.0	7.4	3.2	4.6	11.1	4.8	5.6	5.5	7.1	8.4	
<i>Item 5811 Subject B05</i>	<i>N</i>	<i>1976</i>	<i>856</i>	<i>1074</i>	<i>1179</i>	<i>234</i>	<i>308</i>	<i>480</i>	<i>727</i>	<i>460</i>	<i>1658</i>	<i>277</i>	<i>1052</i>	<i>461</i>	<i>150</i>	<i>254</i>	<i>17</i>
D014B: Discussing problems with course work																	
5. Much more	15.4	14.1	15.7	10.3	30.0	16.2	12.1	17.2	15.4	14.8	16.4	13.0	17.1	16.4	18.4	20.9	
4. A little more	21.7	18.9	24.0	19.3	20.7	21.0	18.4	23.4	23.0	22.3	19.1	22.3	20.8	25.7	21.0	19.5	
3. About right	47.9	50.5	46.9	55.2	35.4	50.1	55.4	42.0	48.0	49.7	39.5	51.9	45.0	42.0	42.6	51.3	
2. A little less	4.2	4.9	3.7	5.0	1.5	2.8	3.6	4.6	5.2	3.8	5.8	3.0	5.6	4.3	6.6	-	
1. Much less	10.7	11.7	9.7	10.2	12.4	9.7	10.4	12.8	8.4	9.5	19.1	9.8	11.5	11.6	11.5	8.4	
<i>Item 5812 Subject B05</i>	<i>N</i>	<i>1955</i>	<i>844</i>	<i>1066</i>	<i>1162</i>	<i>234</i>	<i>303</i>	<i>479</i>	<i>722</i>	<i>451</i>	<i>1643</i>	<i>274</i>	<i>1041</i>	<i>451</i>	<i>149</i>	<i>253</i>	<i>17</i>
D014C: Discussing any trouble you've gotten into																	
5. Much more	11.5	11.7	10.4	7.4	21.5	8.1	8.5	15.0	11.1	10.4	14.8	8.5	14.7	10.7	14.4	15.1	
4. A little more	7.9	7.5	8.1	5.5	9.9	9.5	8.3	7.3	7.4	7.7	10.1	7.5	9.4	5.4	8.8	3.8	
3. About right	58.3	57.9	59.9	65.1	43.3	64.7	62.6	52.5	59.0	61.1	43.7	63.9	52.1	54.9	53.0	64.4	
2. A little less	5.3	6.8	4.2	5.2	4.7	4.4	3.4	6.8	5.7	5.6	3.9	5.1	6.4	4.5	4.1	4.7	
1. Much less	17.0	16.1	17.3	16.8	20.6	13.2	17.2	18.5	16.8	15.1	27.5	14.9	17.4	24.5	19.7	12.0	
<i>Item 5813 Subject B05</i>	<i>N</i>	<i>1943</i>	<i>840</i>	<i>1056</i>	<i>1157</i>	<i>233</i>	<i>304</i>	<i>473</i>	<i>719</i>	<i>447</i>	<i>1632</i>	<i>275</i>	<i>1034</i>	<i>450</i>	<i>147</i>	<i>252</i>	<i>17</i>

QUESTIONNAIRE FORM 1 2010	TOTAL	SEX		RACE		REGION				COLLEGE PLANS?		ILLICIT DRUG USE: LIFETIME					
		M	F	White	Black	NE	NC	S	W	Yes	No	None	Mari- juana Only	Few Pills	More Pills	Any Her- oin	
<i>N (Weighted No. of Cases):</i>	2521	1043	1232	1352	289	483	551	947	540	1843	317	1234	610	191	311	24	
<i>% of Weighted Total:</i>	100.0	41.4	48.9	53.6	11.5	19.2	21.8	37.6	21.4	73.1	12.6	48.9	24.2	7.6	12.3	0.9	
D014D: Discussing military plans																	
5. Much more	7.1	9.3	4.8	5.1	14.2	5.7	5.5	10.7	3.9	5.2	16.1	6.3	7.3	3.3	7.6	11.1	
4. A little more	5.7	7.0	4.6	4.7	8.7	6.2	4.7	6.0	6.0	6.0	4.2	4.4	8.8	7.8	5.2	3.8	
3. About right	46.5	48.3	45.9	55.1	30.8	50.3	54.6	41.5	43.4	48.7	36.2	50.8	41.9	39.7	44.0	63.4	
2. A little less	5.1	6.1	4.1	4.4	2.9	5.4	5.0	4.5	5.7	5.1	4.1	5.3	5.1	3.7	5.1	-	
1. Much less	35.6	29.2	40.6	30.7	43.4	32.3	30.2	37.2	41.1	35.0	39.4	33.2	36.9	45.5	38.2	21.7	
<i>Item 5814 Subject B05</i>	<i>N</i>	<i>1928</i>	<i>836</i>	<i>1047</i>	<i>1146</i>	<i>232</i>	<i>301</i>	<i>473</i>	<i>714</i>	<i>440</i>	<i>1618</i>	<i>272</i>	<i>1030</i>	<i>446</i>	<i>143</i>	<i>252</i>	<i>17</i>
D014E: Discussing education or training plans																	
5. Much more	20.0	16.4	22.4	13.8	30.2	19.5	14.2	23.8	20.5	19.8	18.7	18.2	21.4	15.7	23.9	22.4	
4. A little more	25.5	23.9	27.1	25.9	22.0	29.6	25.7	21.2	29.5	27.2	16.7	27.5	24.6	28.8	20.1	32.5	
3. About right	40.8	44.5	38.5	46.7	32.9	40.7	45.7	38.9	38.8	41.2	39.8	41.2	39.8	41.8	42.4	44.0	
2. A little less	4.3	4.3	4.2	4.7	1.6	2.8	4.8	5.5	2.9	4.0	6.3	5.2	4.1	5.4	-	-	
1. Much less	9.3	10.9	7.8	8.8	13.3	7.4	9.6	10.6	8.3	7.9	18.6	7.9	10.1	8.3	13.6	1.1	
<i>Item 5815 Subject B05</i>	<i>N</i>	<i>1946</i>	<i>843</i>	<i>1058</i>	<i>1159</i>	<i>233</i>	<i>305</i>	<i>478</i>	<i>717</i>	<i>445</i>	<i>1634</i>	<i>273</i>	<i>1041</i>	<i>452</i>	<i>147</i>	<i>248</i>	<i>17</i>
D014F: Discussing career plans or job choice																	
5. Much more	27.9	24.1	30.5	20.5	40.8	28.7	19.9	31.5	30.0	28.2	23.0	26.7	30.6	22.2	30.2	15.1	
4. A little more	26.3	23.3	28.8	29.0	21.5	23.8	29.5	24.5	27.7	27.4	21.1	27.5	25.1	31.8	21.7	38.3	
3. About right	36.5	40.6	33.8	41.6	28.2	40.9	41.5	32.7	34.4	36.8	36.4	36.8	35.5	38.2	36.8	38.2	
2. A little less	2.7	3.1	2.0	2.6	1.1	1.6	2.4	3.5	2.3	2.3	4.9	3.2	1.9	1.0	3.7	-	
1. Much less	6.6	8.9	4.8	6.3	8.4	5.0	6.7	7.8	5.6	5.3	14.5	5.8	6.9	6.9	7.6	8.4	
<i>Item 5816 Subject B05</i>	<i>N</i>	<i>1956</i>	<i>842</i>	<i>1067</i>	<i>1165</i>	<i>234</i>	<i>304</i>	<i>481</i>	<i>723</i>	<i>448</i>	<i>1644</i>	<i>274</i>	<i>1048</i>	<i>454</i>	<i>148</i>	<i>249</i>	<i>17</i>
D014G: Discussing personal problems																	
5. Much more	11.3	11.1	10.8	8.1	19.9	10.2	8.2	14.2	10.5	10.4	13.8	8.5	12.1	10.0	18.8	11.1	
4. A little more	10.3	9.9	10.4	8.7	11.2	13.2	11.3	9.8	8.3	10.6	9.4	10.2	10.3	8.7	12.6	10.1	
3. About right	51.7	53.1	51.6	59.3	39.9	54.1	57.4	46.2	52.8	54.2	39.8	56.2	47.8	50.3	41.8	57.0	
2. A little less	6.2	7.2	5.4	5.7	4.2	6.8	3.5	7.6	6.6	6.2	6.7	6.4	7.5	6.0	4.3	3.6	
1. Much less	20.5	18.7	21.8	18.2	24.8	15.8	19.7	22.3	21.8	18.7	30.4	18.6	22.2	25.0	22.6	18.2	
<i>Item 5817 Subject B05</i>	<i>N</i>	<i>1937</i>	<i>840</i>	<i>1053</i>	<i>1148</i>	<i>231</i>	<i>302</i>	<i>473</i>	<i>718</i>	<i>443</i>	<i>1624</i>	<i>272</i>	<i>1036</i>	<i>450</i>	<i>146</i>	<i>249</i>	<i>17</i>
D015: These next questions concern your health. During the LAST 30 DAYS, on how many days (if any) did you have the following problems or symptoms?																	
D015A: Headache																	
1. None	22.3	32.9	13.4	20.7	30.2	21.6	23.3	23.7	19.3	20.2	33.4	23.0	20.6	19.0	21.2	36.0	
2. One day	18.6	22.0	15.9	16.2	21.4	22.1	18.3	15.4	21.7	18.2	20.9	20.8	19.0	14.7	12.9	3.8	
3. Two days	19.1	17.4	20.6	20.3	16.1	19.1	16.8	18.9	21.8	19.6	14.7	17.9	22.5	23.3	16.3	24.6	
4. 3 to 5 days	19.7	15.1	23.4	20.7	14.0	20.8	19.3	20.1	18.7	20.8	14.4	20.1	20.0	20.4	18.2	22.4	
5. 6 to 9 days	10.3	6.6	13.4	10.7	9.7	7.8	10.8	11.3	9.8	10.5	10.1	9.7	10.3	9.9	12.8	12.1	
6. 10 to 19 days	6.2	4.0	8.0	7.2	2.1	5.2	7.5	6.2	5.8	7.1	2.1	6.0	3.9	8.5	10.0	-	
7. 20+ days	3.9	2.0	5.3	4.2	6.3	3.5	4.0	4.5	2.9	3.7	4.4	2.6	3.7	4.3	8.4	1.1	
<i>Item 21310 Subject T01</i>	<i>N</i>	<i>1989</i>	<i>855</i>	<i>1087</i>	<i>1181</i>	<i>240</i>	<i>306</i>	<i>486</i>	<i>741</i>	<i>457</i>	<i>1665</i>	<i>278</i>	<i>1053</i>	<i>463</i>	<i>152</i>	<i>254</i>	<i>17</i>
D015B: Sore throat or hoarse voice																	
1. None	41.6	50.2	34.2	40.1	48.3	39.0	43.1	42.2	40.8	40.2	49.2	45.4	40.4	43.3	28.7	26.5	
2. One day	17.1	16.0	18.3	15.7	20.3	22.1	15.4	17.2	15.2	17.1	16.9	18.3	16.7	12.8	15.3	6.3	
3. Two days	17.2	14.8	19.5	18.4	12.7	21.6	16.1	16.3	16.7	17.7	14.8	15.6	18.8	21.4	19.3	20.7	
4. 3 to 5 days	15.0	12.2	16.8	16.4	10.5	11.7	15.5	15.6	15.6	15.5	11.3	12.9	15.2	14.6	20.1	45.4	
5. 6 to 9 days	5.6	3.7	7.0	5.8	4.6	3.2	5.7	4.7	8.4	5.7	4.4	4.8	5.6	3.1	11.1	-	
6. 10 to 19 days	2.8	2.4	3.2	3.4	1.3	1.6	4.0	2.4	3.1	3.0	1.9	2.5	3.2	3.9	3.1	-	
7. 20+ days	0.8	0.7	1.0	0.3	2.3	0.8	0.2	1.7	0.1	0.7	1.4	0.6	0.2	1.0	2.5	1.1	
<i>Item 21320 Subject T01</i>	<i>N</i>	<i>1981</i>	<i>852</i>	<i>1082</i>	<i>1178</i>	<i>239</i>	<i>305</i>	<i>485</i>	<i>736</i>	<i>455</i>	<i>1660</i>	<i>278</i>	<i>1050</i>	<i>461</i>	<i>153</i>	<i>251</i>	<i>17</i>

DESCRIPTIVE RESULTS: 2010

97

QUESTIONNAIRE FORM 1 2010	TOTAL	SEX		RACE		REGION				COLLEGE PLANS?		ILLICIT DRUG USE: LIFETIME				
		M	F	White	Black	NE	NC	S	W	Yes	No	None	Mari- juana Only	Few Pills	More Pills	Any Her- oin
<i>N (Weighted No. of Cases):</i>	2521	1043	1232	1352	289	483	551	947	540	1843	317	1234	610	191	311	24
<i>% of Weighted Total:</i>	100.0	41.4	48.9	53.6	11.5	19.2	21.8	37.6	21.4	73.1	12.6	48.9	24.2	7.6	12.3	0.9
D015C: Trouble with sinus congestion, runny nose, or sneezing																
1. None	26.9	34.1	20.6	23.7	32.6	29.3	29.0	27.0	22.7	25.0	38.1	29.4	23.3	28.6	20.4	24.1
2. One day	10.8	11.2	10.7	10.7	11.6	11.0	12.3	8.2	13.1	10.6	10.9	12.2	9.8	7.2	9.1	-
3. Two days	14.1	12.3	15.7	14.5	11.3	15.4	15.8	11.9	15.1	14.5	12.8	13.7	15.7	16.5	11.0	29.0
4. 3 to 5 days	20.9	19.3	22.5	22.1	17.0	24.3	17.3	21.5	21.8	22.4	13.2	20.1	20.1	19.2	28.9	25.6
5. 6 to 9 days	13.3	13.2	13.4	14.6	9.9	10.3	13.3	14.0	14.0	13.6	10.8	12.3	14.2	13.1	15.4	7.8
6. 10 to 19 days	8.3	7.0	9.5	8.6	9.4	6.6	6.9	9.6	8.6	8.3	7.9	7.1	12.7	8.3	5.8	5.8
7. 20+ days	5.8	3.0	7.7	5.8	8.3	3.1	5.4	7.9	4.6	5.6	6.3	5.3	4.3	6.9	9.5	7.7
<i>Item 21330 Subject T01</i>	<i>N</i>	<i>1981</i>	<i>851</i>	<i>1085</i>	<i>1180</i>	<i>304</i>	<i>483</i>	<i>737</i>	<i>457</i>	<i>1660</i>	<i>277</i>	<i>1053</i>	<i>457</i>	<i>152</i>	<i>253</i>	<i>17</i>
D015D: Coughing spells																
1. None	57.1	61.8	53.2	58.2	56.1	61.1	55.4	57.3	56.0	56.9	60.3	63.6	53.5	53.4	40.0	18.3
2. One day	13.5	13.7	13.1	12.7	17.2	11.6	12.5	14.1	14.6	13.3	13.0	12.2	14.7	13.7	16.2	22.2
3. Two days	9.7	7.2	11.8	9.4	7.9	9.9	9.5	8.7	11.2	9.6	9.5	8.1	10.1	12.4	12.5	18.5
4. 3 to 5 days	11.1	8.7	12.9	11.2	10.8	12.1	12.1	9.8	11.6	11.3	8.7	8.2	12.7	12.3	19.4	23.7
5. 6 to 9 days	4.2	4.4	4.2	4.7	4.6	3.6	4.5	5.0	3.2	4.3	4.2	3.7	4.3	5.1	5.6	5.8
6. 10 to 19 days	2.7	2.3	3.0	2.5	1.0	0.9	3.3	2.8	2.9	2.9	1.6	2.8	2.9	0.6	3.3	3.8
7. 20+ days	1.7	1.9	1.7	1.2	2.4	0.7	2.8	2.2	0.6	1.6	2.7	1.4	1.7	2.5	2.9	7.7
<i>Item 21340 Subject T01</i>	<i>N</i>	<i>1970</i>	<i>851</i>	<i>1073</i>	<i>1174</i>	<i>302</i>	<i>482</i>	<i>732</i>	<i>455</i>	<i>1651</i>	<i>274</i>	<i>1049</i>	<i>453</i>	<i>151</i>	<i>251</i>	<i>17</i>
D015E: Chest colds																
1. None	76.3	80.7	72.5	76.9	71.5	75.7	73.2	77.4	78.1	76.2	76.9	80.0	75.9	78.5	61.8	77.0
2. One day	7.9	7.3	8.6	6.9	12.1	9.5	8.6	7.0	7.6	7.7	8.9	6.2	10.1	9.1	9.5	3.8
3. Two days	6.5	5.5	7.4	6.5	6.7	7.6	7.6	5.8	6.0	6.6	6.9	6.8	5.1	4.8	7.6	11.0
4. 3 to 5 days	5.0	3.5	6.0	5.3	5.4	4.6	7.0	3.9	4.7	5.2	2.4	3.6	5.1	4.9	10.7	7.0
5. 6 to 9 days	2.8	2.0	3.5	2.7	3.2	2.0	2.0	4.4	1.7	2.9	2.4	2.4	2.3	0.5	6.8	-
6. 10 to 19 days	1.1	0.7	1.4	1.2	0.7	0.3	1.2	1.1	1.5	1.1	1.3	0.9	1.5	0.9	1.8	-
7. 20+ days	0.4	0.2	0.6	0.5	0.4	0.3	0.3	0.5	0.4	0.3	1.1	0.1	-	1.3	1.7	1.2
<i>Item 21350 Subject T01</i>	<i>N</i>	<i>1962</i>	<i>851</i>	<i>1066</i>	<i>1167</i>	<i>298</i>	<i>484</i>	<i>729</i>	<i>451</i>	<i>1645</i>	<i>274</i>	<i>1045</i>	<i>452</i>	<i>149</i>	<i>250</i>	<i>16</i>
D015F: Coughing up phlegm or blood																
1. None	80.3	79.7	80.6	78.7	83.2	80.4	77.9	81.1	81.4	80.2	80.9	83.1	80.8	78.0	69.4	72.8
2. One day	4.6	5.3	4.0	4.8	4.8	5.4	4.6	4.6	4.0	4.3	6.1	4.4	3.7	4.7	5.5	-
3. Two days	4.7	4.3	5.1	5.2	2.5	5.7	4.9	4.0	4.8	5.1	2.1	4.0	4.6	8.0	5.4	9.9
4. 3 to 5 days	4.7	5.0	4.3	5.3	3.7	4.7	5.0	4.9	3.9	4.9	3.0	3.6	4.6	4.7	9.4	6.6
5. 6 to 9 days	2.8	2.8	2.8	2.7	4.1	2.6	4.1	2.0	2.9	2.6	4.1	2.7	2.4	2.1	4.5	3.8
6. 10 to 19 days	1.7	1.4	2.0	2.0	0.7	0.6	1.4	1.9	2.2	1.8	1.0	1.5	2.5	0.5	2.2	-
7. 20+ days	1.3	1.5	1.2	1.2	0.9	0.6	2.1	1.4	0.9	1.1	2.7	0.6	1.4	2.0	3.5	6.9
<i>Item 21360 Subject T01</i>	<i>N</i>	<i>1969</i>	<i>852</i>	<i>1071</i>	<i>1173</i>	<i>300</i>	<i>482</i>	<i>732</i>	<i>456</i>	<i>1649</i>	<i>276</i>	<i>1047</i>	<i>454</i>	<i>151</i>	<i>252</i>	<i>17</i>
D015G: Shortness of breath when you were not exercising																
1. None	77.0	83.0	72.1	78.3	83.5	76.9	78.6	76.2	76.6	76.6	79.1	80.6	77.7	74.3	63.7	65.1
2. One day	7.4	6.2	8.5	7.3	4.5	7.5	7.6	7.2	7.4	7.2	8.8	6.7	8.0	8.8	6.9	13.7
3. Two days	5.3	4.8	5.8	4.7	3.8	4.0	3.3	6.9	5.7	5.6	3.8	5.7	3.9	4.9	6.6	-
4. 3 to 5 days	4.3	2.8	5.3	3.9	5.0	4.8	4.6	3.7	4.5	4.5	1.9	2.7	4.3	4.2	10.7	7.0
5. 6 to 9 days	3.8	1.3	5.8	3.6	2.7	5.4	3.6	3.6	3.3	3.7	4.4	3.0	3.1	4.3	7.5	6.7
6. 10 to 19 days	1.2	0.8	1.7	1.2	0.1	0.6	0.7	1.9	1.1	1.4	0.6	1.0	1.9	1.6	1.2	-
7. 20+ days	1.1	1.1	0.9	1.0	0.4	0.7	1.6	0.6	1.4	1.0	1.4	0.3	1.1	1.9	3.3	7.4
<i>Item 21370 Subject T01</i>	<i>N</i>	<i>1966</i>	<i>851</i>	<i>1069</i>	<i>1170</i>	<i>300</i>	<i>484</i>	<i>727</i>	<i>455</i>	<i>1647</i>	<i>274</i>	<i>1044</i>	<i>454</i>	<i>151</i>	<i>252</i>	<i>16</i>
D015H: Wheezing or gasping																
1. None	84.3	87.5	82.0	86.1	82.8	86.5	85.1	83.0	84.1	84.2	84.7	87.7	83.6	83.6	73.1	66.0
2. One day	6.0	5.1	6.4	5.0	6.6	5.3	4.5	7.2	6.3	5.9	6.5	4.5	7.2	8.9	8.3	12.9
3. Two days	3.5	2.3	4.5	3.2	5.2	3.2	4.4	3.2	3.1	3.4	3.7	3.0	4.1	2.7	4.6	6.7
4. 3 to 5 days	3.3	2.7	3.9	3.2	3.0	2.6	3.0	4.1	2.7	3.4	2.8	3.3	2.2	2.5	5.1	13.2
5. 6 to 9 days	0.9	0.4	1.3	0.7	1.2	1.4	0.6	0.8	1.1	1.0	0.6	0.6	0.8	-	2.7	-
6. 10 to 19 days	1.2	1.1	1.4	1.3	-	0.6	0.7	1.4	2.0	1.3	1.3	0.8	1.4	0.8	3.3	-
7. 20+ days	0.8	0.8	0.6	0.4	1.3	0.4	1.8	0.3	0.7	0.8	0.4	0.1	0.8	1.6	2.9	1.2
<i>Item 21380 Subject T01</i>	<i>N</i>	<i>1959</i>	<i>851</i>	<i>1064</i>	<i>1168</i>	<i>298</i>	<i>480</i>	<i>727</i>	<i>454</i>	<i>1644</i>	<i>272</i>	<i>1044</i>	<i>452</i>	<i>150</i>	<i>248</i>	<i>16</i>

MONITORING THE FUTURE

QUESTIONNAIRE FORM 1 2010	TOTAL	SEX		RACE		REGION				COLLEGE PLANS?		ILLCIT DRUG USE: LIFETIME					
		M	F	White	Black	NE	NC	S	W	Yes	No	None	Mari- juana Only	Few Pills	More Pills	Any Her- oin	
<i>N (Weighted No. of Cases):</i>	2521	1043	1232	1352	289	483	551	947	540	1843	317	1234	610	191	311	24	
<i>% of Weighted Total:</i>	100.0	41.4	48.9	53.6	11.5	19.2	21.8	37.6	21.4	73.1	12.6	48.9	24.2	7.6	12.3	0.9	
D015I: Trouble remembering things																	
1. None	64.2	70.1	59.9	66.5	63.7	71.5	67.7	62.3	58.6	63.4	69.2	68.6	64.7	57.6	50.7	37.8	
2. One day	10.4	10.3	10.6	10.3	8.2	9.2	8.0	8.6	16.6	10.3	9.4	9.2	10.1	11.8	14.7	6.7	
3. Two days	8.1	6.4	9.3	7.5	8.4	5.1	7.9	10.3	6.9	8.1	7.1	8.5	8.2	7.5	7.1	17.5	
4. 3 to 5 days	6.8	5.9	7.5	6.0	9.9	5.2	6.7	8.0	6.3	7.3	4.9	5.8	6.9	6.8	10.9	15.8	
5. 6 to 9 days	3.1	1.9	4.1	3.2	3.3	4.0	2.7	3.6	2.2	3.1	3.3	1.9	2.9	3.7	7.5	7.9	
6. 10 to 19 days	2.8	2.3	3.4	2.8	1.5	1.5	1.7	3.0	4.6	3.0	2.1	2.4	2.6	6.5	2.7		
7. 20+ days	4.5	3.2	5.3	3.7	5.1	3.5	5.3	4.3	4.6	4.7	4.1	3.6	4.5	6.0	6.5	14.4	
<i>Item 21390 Subject T01</i>	<i>N</i>	<i>1957</i>	<i>845</i>	<i>1066</i>	<i>1167</i>	<i>234</i>	<i>299</i>	<i>483</i>	<i>725</i>	<i>451</i>	<i>1639</i>	<i>274</i>	<i>1041</i>	<i>449</i>	<i>151</i>	<i>252</i>	<i>16</i>
D015J: Difficulty thinking or concentrating																	
1. None	50.1	60.2	41.7	50.0	57.5	54.2	51.4	51.1	44.2	47.9	62.1	51.8	52.0	46.6	40.3	33.8	
2. One day	12.2	12.0	12.7	12.2	11.2	11.1	10.4	10.9	17.1	12.7	8.8	12.7	11.4	10.5	13.3	-	
3. Two days	11.0	9.9	12.2	11.0	7.4	13.0	11.8	10.1	10.2	11.4	7.5	10.9	11.6	11.3	12.3	-	
4. 3 to 5 days	11.3	7.3	14.4	11.8	11.4	8.3	11.7	11.4	12.8	11.5	10.5	11.2	9.9	15.7	11.8	10.4	
5. 6 to 9 days	5.4	4.2	6.2	6.1	3.5	5.3	6.9	4.7	4.9	6.0	2.4	4.7	4.5	5.8	7.4	36.1	
6. 10 to 19 days	4.6	2.2	6.4	4.4	2.1	3.7	1.9	6.8	4.3	4.8	3.1	4.3	4.5	3.0	7.7	-	
7. 20+ days	5.5	4.3	6.3	4.5	6.8	4.5	6.0	4.9	6.5	5.6	5.5	4.3	6.1	7.2	7.2	19.8	
<i>Item 21400 Subject T01</i>	<i>N</i>	<i>1968</i>	<i>850</i>	<i>1071</i>	<i>1174</i>	<i>235</i>	<i>300</i>	<i>482</i>	<i>733</i>	<i>452</i>	<i>1647</i>	<i>276</i>	<i>1045</i>	<i>453</i>	<i>151</i>	<i>253</i>	<i>17</i>
D015K: Trouble learning new things																	
1. None	68.8	73.8	64.5	70.1	73.2	73.2	68.7	69.0	65.5	68.5	70.4	69.2	70.1	73.5	63.0	47.4	
2. One day	11.5	10.1	12.8	10.5	11.2	10.3	9.2	12.5	13.3	11.6	10.3	13.3	8.7	7.0	11.3	12.0	
3. Two days	8.3	8.2	8.3	8.0	6.9	5.9	7.9	8.6	9.7	8.4	7.4	7.9	9.5	5.7	8.8	16.4	
4. 3 to 5 days	6.0	4.2	7.4	6.4	4.0	6.7	8.4	4.1	6.0	6.5	3.1	5.4	6.4	7.4	6.7	16.7	
5. 6 to 9 days	3.0	1.7	4.0	3.0	1.7	2.0	2.9	3.5	3.2	2.8	4.9	2.4	2.7	3.1	6.2	6.3	
6. 10 to 19 days	1.3	1.3	1.3	1.2	0.4	0.6	1.5	1.7	0.8	1.2	1.7	1.2	1.3	1.3	2.3	-	
7. 20+ days	1.1	0.6	1.6	0.8	2.8	1.3	1.5	0.7	1.4	1.0	2.1	0.7	1.3	2.0	1.7	1.1	
<i>Item 21410 Subject T01</i>	<i>N</i>	<i>1954</i>	<i>845</i>	<i>1063</i>	<i>1165</i>	<i>232</i>	<i>299</i>	<i>479</i>	<i>729</i>	<i>447</i>	<i>1635</i>	<i>275</i>	<i>1037</i>	<i>453</i>	<i>149</i>	<i>250</i>	<i>17</i>
D015L: Trouble sleeping																	
1. None	43.9	53.5	35.6	42.1	54.9	48.7	44.2	44.2	39.9	42.1	53.1	46.7	44.7	40.0	32.9	24.8	
2. One day	11.0	11.7	10.8	10.6	10.8	9.8	9.2	12.1	11.9	10.7	13.0	10.6	13.4	9.5	9.6	6.3	
3. Two days	12.5	10.5	14.2	13.8	10.9	12.5	11.3	12.8	13.2	13.2	7.8	13.5	11.6	9.6	11.5	3.8	
4. 3 to 5 days	11.2	9.8	12.3	11.6	9.4	8.3	13.7	11.6	9.6	12.3	5.3	10.5	10.1	16.0	12.6	23.6	
5. 6 to 9 days	7.9	5.7	10.0	8.5	4.7	7.6	9.9	6.4	8.5	8.0	7.6	6.8	7.2	13.1	10.6	24.6	
6. 10 to 19 days	6.1	4.0	8.1	6.4	3.1	5.2	5.3	5.3	9.0	6.4	5.5	5.0	6.8	6.6	10.1	5.8	
7. 20+ days	7.4	4.8	9.0	7.0	6.3	8.0	6.2	7.5	8.0	7.4	7.7	6.9	6.2	5.3	12.7	11.0	
<i>Item 21420 Subject T01</i>	<i>N</i>	<i>1952</i>	<i>847</i>	<i>1058</i>	<i>1168</i>	<i>230</i>	<i>300</i>	<i>483</i>	<i>723</i>	<i>447</i>	<i>1633</i>	<i>275</i>	<i>1034</i>	<i>452</i>	<i>150</i>	<i>249</i>	<i>17</i>
D015M: Trouble getting started in the morning																	
1. None	39.2	45.3	33.7	36.8	56.2	38.6	39.0	43.7	32.4	37.0	51.3	42.9	38.8	32.6	28.0	14.0	
2. One day	9.9	10.0	10.0	9.1	11.1	11.3	8.2	9.3	12.0	10.1	8.7	10.1	10.1	8.2	9.6	7.3	
3. Two days	11.2	11.6	11.0	11.5	7.7	9.7	11.6	11.4	11.3	11.2	11.2	12.4	11.6	8.7	8.6	-	
4. 3 to 5 days	10.2	10.2	10.3	11.8	8.0	11.3	13.1	8.5	9.4	10.3	9.1	10.3	8.9	10.5	12.5	16.6	
5. 6 to 9 days	8.1	5.7	10.2	8.5	5.4	9.4	7.8	7.1	9.1	8.8	4.3	7.0	9.1	16.1	5.5	23.8	
6. 10 to 19 days	8.3	6.9	9.5	9.3	4.2	4.2	9.9	6.9	11.5	8.7	5.4	7.0	8.7	6.8	13.2	18.9	
7. 20+ days	13.1	10.2	15.3	13.0	7.4	15.6	10.3	13.1	14.2	13.9	10.0	10.4	12.8	17.0	22.6	19.4	
<i>Item 21430 Subject T01</i>	<i>N</i>	<i>1958</i>	<i>846</i>	<i>1067</i>	<i>1169</i>	<i>236</i>	<i>301</i>	<i>483</i>	<i>728</i>	<i>446</i>	<i>1641</i>	<i>275</i>	<i>1046</i>	<i>451</i>	<i>149</i>	<i>249</i>	<i>15</i>
D015N: Stayed home most or all of a day because you were not feeling well																	
1. None	62.3	70.8	55.0	62.7	65.2	57.5	62.6	67.1	57.4	61.8	65.6	67.9	57.8	60.1	49.5	39.9	
2. One day	16.6	13.5	19.5	16.6	16.0	20.7	16.6	13.1	19.4	17.6	11.3	14.2	17.9	22.0	20.9	23.7	
3. Two days	10.7	8.0	12.6	11.1	6.6	12.7	9.0	10.9	10.8	10.1	13.6	9.8	12.4	9.7	11.0	6.6	
4. 3 to 5 days	6.8	5.7	7.8	6.6	8.7	5.2	6.4	6.9	8.0	6.9	6.0	5.6	7.3	4.5	12.1	12.4	
5. 6 to 9 days	2.3	1.8	2.7	2.3	1.4	2.3	3.7	1.5	2.2	2.4	1.9	1.5	2.8	1.3	5.0	16.4	
6. 10 to 19 days	0.6	-	1.1	0.3	1.5	0.4	0.9	-	1.3	0.7	-	0.3	1.0	1.1	0.8	-	
7. 20+ days	0.8	0.2	1.2	0.4	0.7	1.3	0.7	0.5	1.0	0.7	1.5	0.8	0.7	1.2	0.7	1.1	
<i>Item 21440 Subject T01</i>	<i>N</i>	<i>1963</i>	<i>849</i>	<i>1068</i>	<i>1172</i>	<i>234</i>	<i>301</i>	<i>483</i>	<i>726</i>	<i>452</i>	<i>1646</i>	<i>274</i>	<i>1043</i>	<i>453</i>	<i>150</i>	<i>252</i>	<i>17</i>
D016: In the LAST 12 MONTHS, how many times (if any) have you seen a doctor or other professional for each of the following?																	

DESCRIPTIVE RESULTS: 2010

99

QUESTIONNAIRE FORM 1 2010	TOTAL	SEX		RACE		REGION				COLLEGE PLANS?		ILLICIT DRUG USE: LIFETIME				
		M	F	White	Black	NE	NC	S	W	Yes	No	None	Mari- juana Only	Few Pills	More Pills	Any Her- oin
<i>N (Weighted No. of Cases):</i>	2521	1043	1232	1352	289	483	551	947	540	1843	317	1234	610	191	311	24
<i>% of Weighted Total:</i>	100.0	41.4	48.9	53.6	11.5	19.2	21.8	37.6	21.4	73.1	12.6	48.9	24.2	7.6	12.3	0.9
D016A: For a routine physical check-up																
1. None	37.2	41.1	33.6	36.6	35.2	27.2	39.7	38.9	38.4	34.3	53.2	37.7	36.0	37.1	35.8	50.3
2. Once	41.9	38.0	45.7	45.9	34.0	53.1	40.1	37.1	44.1	44.8	27.4	43.1	40.4	45.6	38.8	23.8
3. Twice	13.5	15.0	12.2	12.0	20.2	13.1	14.1	14.8	11.1	13.8	10.7	12.3	17.1	11.0	13.6	12.7
4. 3 to 5 times	5.7	4.6	6.7	4.2	9.2	4.3	4.4	7.7	4.8	5.6	7.0	5.7	4.0	5.1	9.5	12.1
5. 6 to 9 times	0.7	0.5	0.7	0.8	0.7	0.8	0.4	0.7	1.0	0.6	1.0	0.5	0.7	1.2	1.1	-
6. 10+ times	1.0	0.8	1.1	0.5	0.7	1.5	1.3	0.8	0.6	0.8	0.6	0.7	1.8	-	1.2	1.1
<i>Item 21450 Subject T04</i>	<i>N</i>	<i>2002</i>	<i>879</i>	<i>1065</i>	<i>1192</i>	<i>311</i>	<i>493</i>	<i>740</i>	<i>459</i>	<i>1656</i>	<i>281</i>	<i>1063</i>	<i>458</i>	<i>155</i>	<i>258</i>	<i>17</i>
D016B: For an injury suffered in a fight, assault, or auto accident																
1. None	91.8	91.2	92.3	92.0	89.9	91.4	89.8	93.2	91.9	92.6	88.6	95.4	88.5	92.5	83.0	79.2
2. Once	4.6	4.4	4.7	4.3	6.9	4.9	5.3	3.7	5.0	4.0	6.9	3.2	6.6	4.4	7.1	-
3. Twice	1.8	2.4	1.4	2.2	1.1	1.8	2.0	1.6	1.8	1.5	3.1	0.8	1.8	0.6	5.9	6.1
4. 3 to 5 times	0.9	1.0	0.8	0.6	1.9	1.2	1.3	0.7	0.6	0.9	1.2	0.3	0.8	1.5	2.6	13.6
5. 6 to 9 times	0.3	0.3	0.3	0.4	-	0.2	0.1	0.5	0.2	0.3	0.2	-	1.1	-	0.3	-
6. 10+ times	0.6	0.7	0.5	0.5	0.2	0.5	1.4	0.2	0.4	0.6	0.1	0.2	1.0	1.0	1.1	1.1
<i>Item 21460 Subject T04</i>	<i>N</i>	<i>1999</i>	<i>875</i>	<i>1061</i>	<i>1194</i>	<i>310</i>	<i>492</i>	<i>740</i>	<i>458</i>	<i>1656</i>	<i>281</i>	<i>1057</i>	<i>460</i>	<i>154</i>	<i>259</i>	<i>17</i>
D016C: For any other accidental injury																
1. None	82.8	80.2	85.8	81.8	89.4	85.0	81.6	84.4	80.0	83.2	82.3	84.6	82.5	79.7	79.0	62.5
2. Once	8.1	9.3	6.4	8.2	8.2	7.0	7.3	8.6	9.0	7.9	8.5	7.9	9.9	9.1	5.8	6.8
3. Twice	3.9	4.0	3.5	4.0	1.2	4.1	5.4	2.5	4.5	3.7	4.7	3.1	3.1	5.2	7.4	6.1
4. 3 to 5 times	3.1	4.2	2.2	3.5	1.0	3.0	3.0	2.5	4.2	3.0	4.0	3.0	2.7	2.0	4.7	12.2
5. 6 to 9 times	1.1	1.3	1.1	1.7	-	0.1	1.2	1.1	1.8	1.3	0.4	1.1	0.4	3.5	1.5	-
6. 10+ times	0.9	0.9	0.9	0.8	0.2	0.7	1.5	0.8	0.5	0.9	0.2	0.4	1.4	0.4	1.6	12.4
<i>Item 21470 Subject T04</i>	<i>N</i>	<i>1996</i>	<i>876</i>	<i>1057</i>	<i>1193</i>	<i>307</i>	<i>491</i>	<i>741</i>	<i>457</i>	<i>1655</i>	<i>279</i>	<i>1058</i>	<i>458</i>	<i>154</i>	<i>257</i>	<i>17</i>
D016D: For some physical illness or symptom																
1. None	57.5	65.3	50.6	54.4	69.9	54.4	55.9	59.2	58.4	55.9	65.3	58.8	55.6	59.3	52.2	40.3
2. Once	19.5	17.2	21.5	20.3	18.5	18.7	21.1	17.8	20.9	20.2	16.4	22.2	15.9	16.7	18.1	15.1
3. Twice	12.7	10.3	14.9	14.4	8.1	13.8	14.6	11.3	11.9	12.7	11.5	10.0	16.4	12.6	17.2	25.8
4. 3 to 5 times	7.0	4.9	8.8	7.5	3.1	8.7	5.3	8.3	5.4	7.5	4.4	6.1	9.0	8.4	6.3	6.4
5. 6 to 9 times	2.2	1.8	2.6	2.1	-	2.9	1.3	2.7	1.7	2.3	2.0	2.2	1.5	1.5	3.2	11.3
6. 10+ times	1.3	0.6	1.8	1.2	0.5	1.4	1.8	0.6	1.6	1.4	0.4	0.7	1.6	1.5	3.0	1.1
<i>Item 21480 Subject T04</i>	<i>N</i>	<i>1993</i>	<i>875</i>	<i>1059</i>	<i>1193</i>	<i>309</i>	<i>492</i>	<i>737</i>	<i>455</i>	<i>1654</i>	<i>277</i>	<i>1056</i>	<i>457</i>	<i>154</i>	<i>258</i>	<i>17</i>
D016E: For some emotional or psychological problem or symptom																
1. None	90.5	93.1	88.4	90.9	90.6	89.2	89.7	90.9	91.5	90.7	90.8	92.6	90.5	89.6	85.4	55.9
2. Once	3.3	1.8	4.3	2.7	5.6	4.0	3.7	3.2	2.3	3.1	3.7	3.0	2.2	3.7	4.8	19.2
3. Twice	2.6	2.2	3.0	3.0	1.5	2.1	2.6	3.0	2.3	2.5	3.1	1.8	3.3	2.9	3.7	11.7
4. 3 to 5 times	1.2	0.9	1.5	1.1	1.1	0.4	1.2	1.5	1.2	1.2	1.0	0.9	1.4	1.8	0.9	6.4
5. 6 to 9 times	0.7	0.6	0.8	0.8	0.2	1.1	1.0	0.5	0.3	0.6	0.4	0.3	0.5	1.0	1.9	5.7
6. 10+ times	1.8	1.4	2.0	1.4	1.0	3.3	1.7	0.9	2.4	1.9	1.0	1.4	2.1	1.1	3.3	1.1
<i>Item 21490 Subject T04</i>	<i>N</i>	<i>1985</i>	<i>874</i>	<i>1054</i>	<i>1189</i>	<i>307</i>	<i>489</i>	<i>734</i>	<i>455</i>	<i>1649</i>	<i>279</i>	<i>1051</i>	<i>452</i>	<i>154</i>	<i>260</i>	<i>17</i>
D017: In the LAST 12 MONTHS, how many times (if any) have you spent one or more nights in the hospital . . .																
D017A: . . . because of an injury																
1. None	94.5	93.8	95.2	95.2	94.6	94.6	94.0	94.1	95.6	94.6	94.8	96.4	95.0	91.1	90.0	74.1
2. Once	3.5	4.5	2.6	3.3	3.1	4.2	4.0	3.6	2.5	3.5	3.1	2.7	2.9	8.6	4.3	8.8
3. Twice	1.1	0.6	1.5	0.5	1.7	0.8	0.9	1.0	1.6	1.2	0.8	0.6	1.1	0.3	3.3	9.6
4. 3 to 5 times	0.3	0.5	0.2	0.3	0.5	0.1	0.5	0.4	0.2	0.4	0.2	0.2	0.4	-	0.6	6.4
5. 6 to 9 times	0.3	0.3	0.4	0.5	-	-	0.3	0.7	-	0.3	1.0	0.2	0.6	-	0.8	-
6. 10+ times	0.2	0.3	0.1	0.2	0.1	0.4	0.3	0.1	-	0.1	0.1	-	0.1	-	0.9	1.1
<i>Item 21500 Subject T04</i>	<i>N</i>	<i>1974</i>	<i>866</i>	<i>1050</i>	<i>1183</i>	<i>307</i>	<i>491</i>	<i>724</i>	<i>452</i>	<i>1636</i>	<i>277</i>	<i>1046</i>	<i>452</i>	<i>153</i>	<i>255</i>	<i>17</i>

QUESTIONNAIRE FORM 1 2010	TOTAL	SEX		RACE		REGION				COLLEGE PLANS?		ILLICIT DRUG USE: LIFETIME				
		M	F	White	Black	NE	NC	S	W	Yes	No	None	Mari- juana Only	Few Pills	More Pills	Any Her- oin
<i>N (Weighted No. of Cases):</i>	2521	1043	1232	1352	289	483	551	947	540	1843	317	1234	610	191	311	24
<i>% of Weighted Total:</i>	100.0	41.4	48.9	53.6	11.5	19.2	21.8	37.6	21.4	73.1	12.6	48.9	24.2	7.6	12.3	0.9
D017B: . . . because of some physical illness																
1. None	93.8	95.6	92.7	95.4	91.0	94.8	94.7	92.8	93.6	94.3	91.8	96.5	92.2	94.5	87.1	83.3
2. Once	3.6	2.0	4.7	2.9	4.9	1.8	2.5	4.5	4.3	3.4	3.2	2.4	4.7	4.1	6.0	3.1
3. Twice	1.6	1.6	1.4	1.0	2.2	1.5	1.7	1.5	1.6	1.4	3.1	0.9	2.4	0.7	3.0	6.1
4. 3 to 5 times	0.6	0.3	0.8	0.4	0.9	1.3	0.7	0.5	-	0.7	0.2	0.2	0.5	-	2.0	6.4
5. 6 to 9 times	0.2	0.1	0.2	0.1	0.7	0.2	0.2	0.4	-	0.1	0.8	0.1	0.2	0.7	0.9	-
6. 10+ times	0.3	0.4	0.2	0.1	0.3	0.4	0.1	0.3	0.4	0.1	0.9	0.1	-	-	1.0	1.1
<i>Item 21510 Subject T04</i>	<i>N</i>	<i>1964</i>	<i>858</i>	<i>1051</i>	<i>1177</i>	<i>303</i>	<i>491</i>	<i>718</i>	<i>452</i>	<i>1631</i>	<i>273</i>	<i>1044</i>	<i>452</i>	<i>148</i>	<i>257</i>	<i>17</i>
D018: Overall, relative to other people your age, do you think your physical health over the past year has been . . .																
1. Much poorer than average	7.2	4.6	8.5	5.8	7.8	8.0	7.7	7.4	5.6	6.8	7.8	5.2	9.0	8.0	9.9	12.9
2. Somewhat poorer than average	12.3	7.4	16.7	12.0	11.5	10.4	9.4	15.5	11.8	12.6	11.8	12.3	8.9	15.2	16.2	27.7
3. About average	40.5	38.4	42.3	38.6	48.3	40.1	39.7	39.7	42.9	39.6	47.8	43.0	37.9	31.6	42.3	28.3
4. Somewhat better than average	23.8	27.0	21.9	26.6	16.3	25.2	24.9	22.1	24.3	24.7	19.3	24.0	24.9	26.4	21.1	21.1
5. Much better than average	16.2	22.6	10.5	17.0	16.0	16.2	18.4	15.3	15.3	16.3	13.2	15.5	19.3	18.8	10.4	9.9
<i>Item 21520 Subject T01</i>	<i>N</i>	<i>1980</i>	<i>864</i>	<i>1057</i>	<i>1187</i>	<i>307</i>	<i>490</i>	<i>724</i>	<i>459</i>	<i>1641</i>	<i>277</i>	<i>1049</i>	<i>453</i>	<i>152</i>	<i>258</i>	<i>17</i>
D019: What is your current height (in feet and inches) without shoes?																
01. 4'5" or less	0.6	0.3	0.6	0.4	-	-	0.2	1.4	-	0.4	0.4	0.6	-	-	1.9	-
02. 4'6"	0.2	0.2	0.2	0.2	0.2	-	0.5	0.1	-	0.2	-	0.2	-	0.6	-	-
03. 4'7"	*	-	0.1	0.1	-	-	0.2	-	-	0.1	-	-	-	-	0.4	-
04. 4'8"	*	-	0.1	-	-	-	-	-	0.1	-	-	-	-	-	0.3	-
05. 4'9"	0.1	0.1	0.2	0.1	0.5	-	-	0.3	0.1	0.2	-	0.2	0.1	-	-	-
06. 4'10"	0.6	0.1	1.0	0.8	0.8	0.4	0.3	0.5	1.2	0.6	0.7	0.9	-	0.3	0.5	-
07. 4'11"	1.6	0.1	2.9	1.2	1.1	1.8	1.0	2.2	1.2	1.7	1.2	2.2	1.3	0.6	0.6	6.1
08. 5'0"	2.3	-	4.0	1.7	2.1	1.6	2.3	2.1	2.9	2.5	1.3	1.6	2.4	2.1	4.5	-
09. 5'1"	3.7	-	6.7	2.6	3.1	5.4	2.1	3.3	4.6	3.7	3.6	3.7	4.1	3.5	2.2	21.7
10. 5'2"	5.5	0.4	9.6	4.7	5.1	6.0	4.0	5.2	7.3	5.6	5.1	5.3	6.6	3.9	5.8	3.7
11. 5'3"	6.9	0.5	12.2	6.2	6.0	8.0	5.0	7.4	7.3	6.4	8.5	7.2	7.4	3.9	6.8	-
12. 5'4"	8.1	1.9	13.3	7.3	9.3	6.5	9.0	8.1	8.3	9.1	3.9	8.9	7.4	11.1	5.4	-
13. 5'5"	7.8	3.2	11.6	7.6	10.3	9.6	8.4	7.0	7.1	8.0	6.2	8.9	8.7	7.1	3.8	-
14. 5'6"	8.5	4.0	11.8	7.4	14.0	6.8	8.3	10.3	7.0	9.2	5.9	9.5	6.8	10.4	6.8	8.8
15. 5'7"	9.3	8.9	10.1	9.9	5.7	12.4	8.5	9.9	7.1	9.4	8.9	9.1	8.2	9.7	11.6	9.3
16. 5'8"	8.5	10.2	7.1	8.9	9.5	9.2	6.4	8.8	9.9	8.2	10.1	8.9	4.8	13.8	10.0	19.0
17. 5'9"	7.1	10.1	4.7	7.1	8.4	6.5	6.1	7.6	7.8	7.0	8.8	5.8	9.8	9.2	4.8	-
18. 5'10"	6.9	12.7	2.4	7.8	4.7	6.3	8.3	5.8	7.5	7.1	6.4	7.4	7.4	3.7	6.6	3.9
19. 5'11"	5.7	11.9	0.8	6.5	5.4	6.0	6.3	4.9	6.3	5.2	7.5	5.0	7.2	3.8	7.0	-
20. 6'0"	5.6	11.8	0.5	6.2	4.8	4.4	8.9	4.7	4.2	5.1	8.4	4.9	7.3	5.6	4.8	6.2
21. 6'1"	4.4	9.9	0.2	5.5	5.1	4.0	6.7	3.6	3.5	4.0	6.3	4.1	4.3	2.5	7.3	12.1
22. 6'2"	2.7	5.9	-	3.5	1.4	3.2	3.2	2.2	2.6	2.6	3.9	2.5	3.0	1.6	2.6	3.5
23. 6'3"	1.9	4.2	0.1	2.4	1.5	0.2	2.6	2.7	1.3	2.0	0.9	1.9	1.2	3.5	2.5	-
24. 6'4"	0.8	1.9	-	1.3	0.6	0.7	0.6	0.8	1.3	1.0	0.4	0.6	0.4	1.2	2.2	5.7
25. 6'5"	0.3	0.6	-	0.3	0.2	0.7	-	0.3	0.3	0.3	-	0.3	0.1	0.8	-	-
26. 6'6"	0.1	0.2	-	0.1	-	-	0.4	-	-	0.1	0.3	-	0.3	-	-	-
27. 6'7" or more	0.7	0.9	0.3	0.4	0.2	0.4	0.7	0.6	1.1	0.4	1.3	0.2	1.2	1.2	1.8	-
<i>Item 22155 Subject T03</i>	<i>N</i>	<i>2018</i>	<i>877</i>	<i>1077</i>	<i>1201</i>	<i>314</i>	<i>492</i>	<i>747</i>	<i>466</i>	<i>1668</i>	<i>280</i>	<i>1062</i>	<i>467</i>	<i>155</i>	<i>260</i>	<i>17</i>

DESCRIPTIVE RESULTS: 2010

101

QUESTIONNAIRE FORM 1 2010	TOTAL	SEX		RACE		REGION				COLLEGE PLANS?		ILLICIT DRUG USE: LIFETIME					
		M	F	White	Black	NE	NC	S	W	Yes	No	None	Mari- juana Only	Few Pills	More Pills	Any Her- oin	
<i>N (Weighted No. of Cases):</i>	2521	1043	1232	1352	289	483	551	947	540	1843	317	1234	610	191	311	24	
<i>% of Weighted Total:</i>	100.0	41.4	48.9	53.6	11.5	19.2	21.8	37.6	21.4	73.1	12.6	48.9	24.2	7.6	12.3	0.9	
D020: What is your current weight (in pounds) without shoes or clothing?																	
01. 80 lbs. or less	0.8	0.4	0.5	0.4	0.1	0.1	0.6	1.1	0.8	0.4	1.4	0.3	1.4	-	1.8	1.1	
02. 81-85	0.1	-	0.2	0.1	-	-	0.3	-	-	0.1	-	0.2	-	-	-	-	
03. 86-90	0.1	-	0.1	0.1	-	-	0.2	-	-	0.1	-	-	0.2	-	-	-	
04. 91-95	0.4	-	0.6	0.1	0.6	-	0.6	0.3	0.5	0.4	-	0.6	0.3	-	-	-	
05. 96-100	1.2	0.3	2.0	1.1	0.7	0.7	1.1	0.9	2.2	1.3	0.7	1.6	0.7	0.9	0.6	-	
06. 101-105	2.9	0.3	5.1	2.8	0.6	2.6	3.2	2.3	3.9	3.1	1.9	3.1	2.5	3.0	2.9	16.0	
07. 106-110	4.0	0.7	6.4	3.0	3.8	4.0	2.1	4.7	5.0	4.3	1.4	4.4	3.5	3.3	4.4	-	
08. 111-115	4.7	1.2	7.6	5.0	5.6	4.8	3.6	5.1	5.1	4.8	5.1	4.5	3.3	4.0	7.7	9.8	
09. 116-120	5.3	1.8	8.3	5.0	4.4	5.8	3.4	6.7	4.6	5.5	4.1	4.8	7.1	5.9	5.2	-	
10. 121-125	6.0	3.2	8.4	6.5	6.3	6.4	4.4	6.8	6.3	5.9	7.4	6.3	7.5	3.6	5.0	-	
11. 126-130	5.7	4.4	6.9	6.0	3.9	6.1	5.5	5.8	5.4	5.8	4.3	6.6	4.0	3.6	6.1	-	
12. 131-135	7.1	3.4	10.3	8.2	3.3	8.6	6.0	6.8	7.9	7.6	4.8	8.1	6.4	9.1	3.2	12.8	
13. 136-140	6.2	5.4	7.1	6.2	6.0	5.8	6.1	6.4	6.2	6.3	6.0	5.3	8.7	6.4	5.3	8.7	
14. 141-150	11.4	11.9	11.3	11.3	15.6	11.1	10.9	10.6	13.5	10.9	15.5	12.3	10.7	12.6	9.4	13.8	
15. 151-160	10.7	15.8	6.6	11.8	8.2	9.0	14.3	8.4	11.6	11.1	7.4	10.2	9.2	14.5	11.8	18.3	
16. 161-170	8.2	11.4	5.3	8.4	8.4	10.2	11.5	5.7	7.3	8.3	8.0	6.5	9.6	9.0	11.5	6.4	
17. 171-180	6.1	9.7	3.3	5.7	7.5	4.3	6.8	7.4	4.6	6.2	5.6	6.3	5.8	4.5	7.7	3.9	
18. 181-190	4.6	6.3	3.1	4.0	5.6	4.2	3.3	5.8	4.4	4.7	4.8	4.7	4.8	5.1	2.8	-	
19. 191-200	3.4	5.7	1.7	3.9	4.8	4.9	4.7	2.8	2.1	3.3	4.2	3.0	3.8	6.0	3.1	-	
20. 201-210	3.4	5.2	1.9	3.3	2.9	4.9	3.4	3.1	2.9	3.1	4.4	2.8	4.4	4.0	3.6	3.1	
21. 211-220	2.1	3.7	0.9	2.6	0.9	2.1	2.1	2.9	0.9	1.9	4.1	2.4	1.9	0.6	2.3	-	
22. 221-230	1.3	2.3	0.5	1.3	1.6	0.4	1.7	1.5	1.0	1.2	2.1	1.2	1.4	0.7	1.5	-	
23. 231-240	1.2	2.0	0.5	1.0	2.8	0.6	1.4	1.5	1.1	1.1	2.1	1.6	1.1	0.4	0.9	-	
24. 241-250	0.5	1.0	0.1	0.5	-	0.3	0.6	0.1	1.0	0.3	1.4	0.8	0.3	-	-	-	
25. 251-260	0.7	1.4	0.1	0.3	3.3	0.1	0.7	1.1	0.6	0.6	1.8	0.9	0.3	-	1.2	-	
26. 261 lbs. or more	1.8	2.7	1.0	1.4	2.8	2.9	1.4	2.1	1.0	1.8	1.4	1.8	1.1	2.7	2.0	6.2	
<i>Item 22165 Subject T03</i>	<i>N</i>	<i>2007</i>	<i>876</i>	<i>1067</i>	<i>1193</i>	<i>237</i>	<i>311</i>	<i>490</i>	<i>741</i>	<i>464</i>	<i>1661</i>	<i>278</i>	<i>1057</i>	<i>464</i>	<i>153</i>	<i>260</i>	<i>17</i>
D021: Individuals differ in whether or not they disapprove of people doing certain things. Do YOU disapprove of people (who are 18 or older) doing each of the following?																	
D021A: Smoking one or more packs of cigarettes per day																	
1. Don't disapprove	27.1	31.1	23.4	26.9	23.2	24.9	29.8	27.1	25.9	24.1	42.5	17.6	35.5	36.9	43.1	38.7	
2. Disapprove	36.6	38.1	35.5	39.0	28.8	38.5	36.8	36.7	34.8	36.8	36.3	37.3	38.2	36.6	31.0	55.3	
3. Strongly disapprove	36.3	30.7	41.1	34.1	48.0	36.6	33.4	36.2	39.3	39.1	21.3	45.1	26.3	26.5	26.0	6.0	
<i>Item 8560 Subject A11a</i>	<i>N</i>	<i>1967</i>	<i>853</i>	<i>1055</i>	<i>1182</i>	<i>225</i>	<i>302</i>	<i>485</i>	<i>722</i>	<i>458</i>	<i>1634</i>	<i>274</i>	<i>1044</i>	<i>450</i>	<i>151</i>	<i>257</i>	<i>16</i>
D021B: Trying marijuana once or twice																	
1. Don't disapprove	44.8	48.6	41.5	44.8	35.0	53.1	45.2	38.3	49.1	44.0	46.9	22.4	72.5	67.2	74.2	65.2	
2. Disapprove	25.6	26.3	24.9	26.0	28.4	26.3	26.1	27.6	21.3	25.2	29.8	32.5	18.3	17.8	14.2	31.2	
3. Strongly disapprove	29.7	25.1	33.6	29.2	36.7	20.6	28.7	34.1	29.6	30.8	23.3	45.0	9.2	15.0	11.6	3.6	
<i>Item 8570 Subject A11a</i>	<i>N</i>	<i>1956</i>	<i>852</i>	<i>1045</i>	<i>1179</i>	<i>221</i>	<i>303</i>	<i>484</i>	<i>718</i>	<i>452</i>	<i>1626</i>	<i>274</i>	<i>1038</i>	<i>447</i>	<i>151</i>	<i>257</i>	<i>15</i>
D021C: Smoking marijuana occasionally																	
1. Don't disapprove	35.6	41.1	30.5	34.2	30.7	42.5	35.7	31.2	37.9	34.0	41.2	14.1	59.8	54.7	68.3	58.5	
2. Disapprove	27.5	26.6	28.2	28.6	27.4	29.4	28.5	27.9	24.3	27.5	31.4	31.1	26.5	26.2	15.2	38.1	
3. Strongly disapprove	36.9	32.2	41.3	37.2	41.9	28.1	35.8	40.9	37.8	38.5	27.4	54.8	13.8	19.1	16.5	3.4	
<i>Item 8580 Subject A11a</i>	<i>N</i>	<i>1960</i>	<i>855</i>	<i>1047</i>	<i>1183</i>	<i>221</i>	<i>303</i>	<i>484</i>	<i>719</i>	<i>454</i>	<i>1630</i>	<i>275</i>	<i>1041</i>	<i>447</i>	<i>151</i>	<i>256</i>	<i>16</i>
D021D: Smoking marijuana regularly																	
1. Don't disapprove	23.4	29.0	18.1	21.6	24.8	27.4	22.3	22.4	23.4	21.1	31.8	9.3	36.0	27.3	54.5	49.2	
2. Disapprove	28.8	28.7	28.8	28.4	28.5	36.2	29.3	27.4	25.6	28.4	34.2	26.0	35.4	40.4	21.0	44.8	
3. Strongly disapprove	47.8	42.4	53.1	50.0	46.7	36.4	48.4	50.3	51.0	50.5	33.9	64.7	28.6	32.3	24.5	6.0	
<i>Item 8590 Subject A11a</i>	<i>N</i>	<i>1953</i>	<i>849</i>	<i>1045</i>	<i>1176</i>	<i>223</i>	<i>303</i>	<i>481</i>	<i>717</i>	<i>451</i>	<i>1626</i>	<i>271</i>	<i>1039</i>	<i>447</i>	<i>150</i>	<i>252</i>	<i>16</i>
D021E: Trying cocaine in powder form once or twice																	
1. Don't disapprove	11.9	13.9	9.6	9.5	16.4	11.0	11.2	11.6	13.7	10.3	17.7	6.6	12.2	14.4	28.6	51.7	
2. Disapprove	23.7	25.7	21.6	24.3	19.2	25.6	25.8	20.7	25.1	23.2	29.4	24.3	22.2	25.0	24.3	33.6	
3. Strongly disapprove	64.4	60.3	68.7	66.2	64.3	63.4	63.0	67.7	61.2	66.5	53.0	69.2	65.7	60.6	47.1	14.6	
<i>Item 23630 Subject A11a</i>	<i>N</i>	<i>1953</i>	<i>850</i>	<i>1047</i>	<i>1176</i>	<i>224</i>	<i>302</i>	<i>482</i>	<i>719</i>	<i>451</i>	<i>1624</i>	<i>273</i>	<i>1041</i>	<i>445</i>	<i>149</i>	<i>254</i>	<i>16</i>

QUESTIONNAIRE FORM 1 2010	TOTAL	SEX		RACE		REGION				COLLEGE PLANS?		ILLICIT DRUG USE: LIFETIME				
		M	F	White	Black	NE	NC	S	W	Yes	No	None	Mari- juana Only	Few Pills	More Pills	Any Her- oin
<i>N (Weighted No. of Cases):</i>	2521	1043	1232	1352	289	483	551	947	540	1843	317	1234	610	191	311	24
<i>% of Weighted Total:</i>	100.0	41.4	48.9	53.6	11.5	19.2	21.8	37.6	21.4	73.1	12.6	48.9	24.2	7.6	12.3	0.9
D021F: Taking cocaine powder occasionally																
1. Don't disapprove	8.9	10.7	6.8	6.3	14.7	8.2	9.0	8.7	9.5	7.2	16.2	5.8	9.3	9.1	18.2	30.3
2. Disapprove	19.5	21.2	17.2	19.2	16.6	21.1	18.6	18.3	21.4	18.1	27.7	17.9	18.7	22.8	26.0	19.3
3. Strongly disapprove	71.6	68.1	76.0	74.5	68.7	70.7	72.4	73.0	69.1	74.7	56.1	76.3	72.0	68.1	55.8	50.4
<i>Item 23640 Subject A11a</i>	<i>N 1947</i>	<i>849</i>	<i>1039</i>	<i>1173</i>	<i>221</i>	<i>297</i>	<i>480</i>	<i>718</i>	<i>453</i>	<i>1618</i>	<i>273</i>	<i>1033</i>	<i>445</i>	<i>150</i>	<i>256</i>	<i>15</i>
D021G: Taking cocaine powder regularly																
1. Don't disapprove	7.7	9.8	5.6	5.3	13.1	7.0	8.0	7.8	7.7	6.0	15.4	5.4	7.3	8.0	15.5	28.3
2. Disapprove	16.0	18.0	13.6	15.3	14.9	16.7	15.8	15.1	17.4	14.4	25.2	15.1	16.1	15.8	19.2	24.5
3. Strongly disapprove	76.2	72.2	80.8	79.4	71.9	76.3	76.2	77.1	74.9	79.6	59.4	79.5	76.6	76.2	65.2	47.1
<i>Item 23650 Subject A11a</i>	<i>N 1945</i>	<i>845</i>	<i>1043</i>	<i>1169</i>	<i>222</i>	<i>298</i>	<i>478</i>	<i>715</i>	<i>453</i>	<i>1617</i>	<i>272</i>	<i>1031</i>	<i>443</i>	<i>150</i>	<i>255</i>	<i>16</i>
D021H: Trying "crack" cocaine once or twice																
1. Don't disapprove	8.9	10.9	6.7	6.8	13.6	8.2	9.7	8.5	9.2	7.4	15.0	6.2	8.6	11.0	17.3	23.0
2. Disapprove	19.7	19.7	18.7	20.9	16.9	21.2	21.8	17.4	20.1	18.8	25.6	20.3	17.7	18.2	21.4	36.1
3. Strongly disapprove	71.4	69.4	74.6	72.3	69.6	70.6	68.5	74.2	70.7	73.9	59.4	73.6	73.6	70.8	61.3	40.9
<i>Item 23660 Subject A11a</i>	<i>N 1945</i>	<i>847</i>	<i>1041</i>	<i>1168</i>	<i>223</i>	<i>298</i>	<i>478</i>	<i>718</i>	<i>451</i>	<i>1616</i>	<i>274</i>	<i>1033</i>	<i>443</i>	<i>150</i>	<i>254</i>	<i>15</i>
D021I: Taking "crack" cocaine occasionally																
1. Don't disapprove	8.0	9.7	6.1	5.5	13.8	7.5	7.6	8.3	8.1	6.4	14.6	5.7	7.4	8.9	15.6	21.4
2. Disapprove	16.8	17.7	15.2	17.0	15.4	16.3	17.8	15.9	17.4	15.6	23.8	16.9	17.2	16.8	15.5	31.4
3. Strongly disapprove	75.2	72.7	78.7	77.5	70.8	76.1	74.6	75.8	74.5	78.0	61.6	77.4	75.4	74.3	68.9	47.1
<i>Item 23670 Subject A11a</i>	<i>N 1946</i>	<i>847</i>	<i>1042</i>	<i>1171</i>	<i>224</i>	<i>299</i>	<i>477</i>	<i>717</i>	<i>452</i>	<i>1618</i>	<i>271</i>	<i>1036</i>	<i>443</i>	<i>150</i>	<i>251</i>	<i>16</i>
D021J: Taking "crack" cocaine regularly																
1. Don't disapprove	8.0	9.6	6.2	5.3	13.6	7.2	7.9	8.2	8.3	6.4	14.7	5.4	7.3	9.1	17.6	13.8
2. Disapprove	14.5	16.0	12.4	14.1	13.5	16.7	15.6	13.7	13.2	12.9	23.0	14.9	14.5	12.2	12.4	39.1
3. Strongly disapprove	77.5	74.4	81.4	80.6	72.8	76.2	76.4	78.1	78.5	80.7	62.4	79.7	78.2	78.8	70.0	47.1
<i>Item 23680 Subject A11a</i>	<i>N 1930</i>	<i>844</i>	<i>1031</i>	<i>1163</i>	<i>217</i>	<i>294</i>	<i>476</i>	<i>708</i>	<i>452</i>	<i>1607</i>	<i>270</i>	<i>1029</i>	<i>438</i>	<i>146</i>	<i>253</i>	<i>16</i>
D021K: Trying one or two drinks of an alcoholic beverage (beer, wine, liquor)																
1. Don't disapprove	64.2	64.0	65.1	68.0	51.6	68.1	70.0	60.7	61.2	64.4	63.0	53.2	77.1	80.8	78.5	74.0
2. Disapprove	19.2	20.2	18.2	18.3	22.5	18.6	17.1	20.6	19.5	18.9	21.2	24.8	13.8	13.4	7.4	18.4
3. Strongly disapprove	16.6	15.9	16.8	13.8	25.9	13.3	12.9	18.7	19.2	16.6	15.7	21.9	9.1	5.8	14.1	7.6
<i>Item 8710 Subject A11a</i>	<i>N 1947</i>	<i>852</i>	<i>1039</i>	<i>1173</i>	<i>223</i>	<i>298</i>	<i>482</i>	<i>714</i>	<i>454</i>	<i>1619</i>	<i>275</i>	<i>1031</i>	<i>447</i>	<i>150</i>	<i>257</i>	<i>16</i>
D021L: Taking one or two drinks nearly every day																
1. Don't disapprove	29.5	37.4	22.8	31.0	24.8	29.4	33.1	28.2	28.0	27.1	41.2	18.9	35.1	44.5	52.7	45.0
2. Disapprove	39.5	35.8	42.3	41.1	35.6	40.1	41.0	40.3	36.4	39.9	37.8	40.8	45.5	36.1	27.6	27.5
3. Strongly disapprove	31.0	26.8	34.8	28.0	39.6	30.5	25.9	31.5	35.6	33.0	21.0	40.2	19.4	19.4	19.7	27.4
<i>Item 8720 Subject A11a</i>	<i>N 1942</i>	<i>849</i>	<i>1039</i>	<i>1169</i>	<i>222</i>	<i>294</i>	<i>476</i>	<i>717</i>	<i>454</i>	<i>1614</i>	<i>274</i>	<i>1030</i>	<i>444</i>	<i>150</i>	<i>255</i>	<i>16</i>
D021M: Taking four or five drinks nearly every day																
1. Don't disapprove	15.9	21.6	11.0	15.1	18.7	10.8	18.5	16.0	16.5	13.1	30.3	8.5	20.5	18.0	33.9	32.8
2. Disapprove	28.0	29.3	26.0	29.2	22.9	31.8	28.2	27.8	25.5	27.3	30.5	27.6	27.9	37.8	23.6	30.6
3. Strongly disapprove	56.1	49.1	63.0	55.7	58.4	57.3	53.3	56.2	58.0	59.6	39.2	63.9	51.6	44.1	42.5	36.5
<i>Item 8730 Subject A11a</i>	<i>N 1941</i>	<i>845</i>	<i>1041</i>	<i>1169</i>	<i>223</i>	<i>297</i>	<i>478</i>	<i>713</i>	<i>454</i>	<i>1613</i>	<i>274</i>	<i>1033</i>	<i>441</i>	<i>150</i>	<i>256</i>	<i>16</i>
D021N: Having five or more drinks once or twice each weekend																
1. Don't disapprove	28.1	34.4	22.6	29.7	21.8	26.5	32.8	26.7	26.4	25.9	36.9	15.7	41.7	32.9	50.7	47.9
2. Disapprove	25.5	25.4	25.0	26.4	22.8	30.4	25.3	24.9	23.4	25.0	30.6	26.7	25.4	30.0	18.0	18.0
3. Strongly disapprove	46.4	40.1	52.4	43.9	55.3	43.0	41.9	48.4	50.3	49.1	32.5	57.6	32.8	37.1	31.3	34.1
<i>Item 8740 Subject A11a</i>	<i>N 1934</i>	<i>841</i>	<i>1038</i>	<i>1166</i>	<i>221</i>	<i>295</i>	<i>478</i>	<i>712</i>	<i>450</i>	<i>1610</i>	<i>271</i>	<i>1028</i>	<i>443</i>	<i>151</i>	<i>250</i>	<i>16</i>

DESCRIPTIVE RESULTS: 2010

103

QUESTIONNAIRE FORM 2 2010	TOTAL	SEX		RACE		REGION				COLLEGE PLANS?		ILLICIT DRUG USE: LIFETIME				
		M	F	White	Black	NE	NC	S	W	Yes	No	None	Mari- juana Only	Few Pills	More Pills	Any Her- oin
<i>N (Weighted No. of Cases):</i>	2539	1122	1246	1442	306	486	563	948	542	1954	373	1259	580	215	340	45
<i>% of Weighted Total:</i>	100.0	44.2	49.1	56.8	12.1	19.1	22.2	37.3	21.4	77.0	14.7	49.6	22.8	8.4	13.4	1.8
A01: Taking all things together, how would you say things are these days—would you say you're very happy, pretty happy, or not too happy these days?																
3. Very happy	24.6	25.6	24.9	29.5	17.6	20.8	25.7	26.8	23.4	25.8	21.6	25.4	23.8	23.7	25.0	22.1
2. Pretty happy	63.4	63.5	62.3	62.0	65.7	67.2	63.4	61.4	63.5	63.2	62.9	63.6	63.0	65.9	60.4	62.1
1. Not too happy	12.0	10.9	12.8	8.5	16.7	12.0	10.9	11.9	13.1	11.0	15.6	11.0	13.3	10.5	14.6	15.7
<i>Item 1190 Subject P01, Q01</i>	<i>N</i> 2427	1066	1206	1388	294	471	535	901	520	1874	352	1205	561	208	325	40
A02: The next questions ask about the kinds of things you might do. How often do you do each of the following?																
A02A: Watch TV																
5. Almost everyday	65.8	66.7	64.2	65.4	72.5	73.1	68.3	63.6	60.9	65.2	68.9	65.4	71.0	56.6	63.7	67.1
4. At least once a week	26.4	23.1	29.7	26.6	20.8	21.0	25.7	28.7	28.0	27.1	23.5	27.2	22.4	34.3	25.6	27.9
3. Once or twice a month	5.3	7.1	4.2	5.8	5.2	4.2	4.5	5.4	7.0	5.3	5.1	4.7	3.8	7.4	9.6	2.8
2. A few times a year	1.6	2.1	1.1	1.4	0.9	1.4	1.0	1.6	2.5	1.4	1.5	1.5	2.4	1.1	0.5	-
1. Never	0.8	1.1	0.7	0.7	0.6	0.3	0.5	0.7	1.8	0.9	1.0	1.1	0.3	0.5	0.6	2.2
<i>Item 5820 Subject C07</i>	<i>N</i> 2525	1116	1246	1439	301	484	559	940	541	1946	372	1256	576	215	337	45
A02B: Go to movies																
5. Almost everyday	0.4	0.5	0.5	0.1	1.5	-	-	0.9	0.5	0.2	1.7	0.3	0.7	-	0.4	-
4. At least once a week	5.9	6.4	5.9	4.6	6.3	5.4	5.3	6.0	7.1	6.2	5.2	5.4	5.9	8.4	6.3	7.6
3. Once or twice a month	51.9	50.0	53.5	52.3	48.3	46.1	53.8	53.3	52.5	53.8	45.4	51.5	52.7	59.5	47.9	48.1
2. A few times a year	39.4	40.0	38.6	40.9	40.3	45.8	39.7	37.4	37.0	38.0	42.7	40.5	38.5	30.7	43.6	40.8
1. Never	2.3	3.1	1.6	2.1	3.7	2.7	1.3	2.5	2.9	1.7	4.9	2.3	2.3	1.4	1.9	3.6
<i>Item 5830 Subject C07</i>	<i>N</i> 2527	1117	1246	1440	301	485	559	941	542	1947	372	1257	577	215	337	45
A02C: Go to music concerts																
5. Almost everyday	0.2	0.2	0.2	0.1	0.4	0.1	-	0.3	0.4	0.2	0.3	0.2	0.3	-	0.4	-
4. At least once a week	1.2	1.6	0.7	0.9	2.1	0.7	0.7	1.3	1.9	0.9	2.8	0.7	0.7	1.9	2.5	4.7
3. Once or twice a month	6.1	7.0	5.2	5.8	5.8	3.2	5.6	6.9	7.8	6.2	6.2	4.3	5.8	6.7	11.1	19.8
2. A few times a year	50.8	47.1	54.9	56.2	39.3	52.1	56.6	49.5	45.8	53.3	41.2	48.2	50.6	65.4	55.4	34.7
1. Never	41.7	44.1	39.1	37.1	52.3	43.9	37.2	42.0	44.0	39.4	49.6	46.6	42.6	26.1	30.6	40.8
<i>Item 5846 Subject C07</i>	<i>N</i> 2517	1115	1240	1434	304	481	561	938	538	1943	371	1250	575	215	338	45
A02D: Ride around in a car (or motorcycle) just for fun																
5. Almost everyday	29.6	31.5	27.5	27.8	39.2	24.6	29.1	34.8	25.9	27.4	40.0	22.5	36.1	28.8	41.4	56.7
4. At least once a week	28.1	28.4	27.5	29.1	26.8	32.0	28.9	27.7	24.6	28.2	27.4	27.2	30.7	27.5	28.2	17.0
3. Once or twice a month	16.9	16.4	17.5	18.8	11.6	19.2	17.2	15.0	17.6	17.7	14.1	18.7	14.0	19.8	14.4	14.9
2. A few times a year	11.0	10.6	11.3	10.2	6.3	10.2	12.3	9.2	13.4	11.3	6.5	13.4	7.9	10.5	9.5	1.5
1. Never	14.4	13.1	16.2	14.1	16.1	14.1	12.4	13.3	18.6	15.3	12.0	18.2	11.2	13.3	6.6	9.8
<i>Item 5850 Subject C07</i>	<i>N</i> 2532	1122	1245	1441	306	485	563	942	542	1953	372	1258	579	215	340	45
A02E: Participate in community affairs or volunteer work																
5. Almost everyday	3.1	2.1	4.2	2.9	4.5	3.7	2.4	3.1	2.9	3.4	2.5	3.9	2.1	2.4	2.6	1.0
4. At least once a week	9.8	8.3	11.6	9.3	11.5	9.5	10.6	9.1	10.7	10.7	5.6	11.9	7.9	6.3	7.1	6.1
3. Once or twice a month	21.2	20.4	22.9	23.6	14.1	18.0	23.5	20.7	22.3	24.2	10.4	25.1	16.0	23.9	16.2	26.5
2. A few times a year	43.0	41.9	43.1	43.0	42.8	46.3	41.9	41.6	43.4	44.0	36.5	43.3	45.3	39.0	43.6	17.5
1. Never	23.0	27.2	18.3	21.2	27.1	22.4	21.6	25.4	20.7	17.7	45.0	15.8	28.7	28.4	30.5	48.8
<i>Item 5860 Subject C07, O02</i>	<i>N</i> 2526	1117	1246	1441	304	485	560	941	540	1949	372	1258	577	213	340	45
A02F: Play a musical instrument or sing																
5. Almost everyday	34.9	29.8	39.5	35.6	38.0	37.9	38.5	34.5	29.2	37.0	23.2	37.0	31.6	30.3	34.3	25.4
4. At least once a week	10.3	11.0	9.8	11.0	10.5	8.0	10.8	11.0	10.6	10.7	9.3	11.4	7.8	10.1	11.5	9.6
3. Once or twice a month	5.6	6.1	5.3	4.6	5.9	5.5	5.0	5.7	6.1	5.5	4.8	5.9	5.2	6.1	4.4	13.0
2. A few times a year	7.9	8.3	7.1	8.1	5.6	7.1	5.9	9.0	8.8	8.1	7.2	7.3	7.1	12.8	9.0	3.8
1. Never	41.3	44.7	38.3	40.7	40.0	41.4	39.9	39.8	45.3	38.7	55.5	38.4	48.3	40.7	40.8	48.2
<i>Item 5870 Subject C07</i>	<i>N</i> 2524	1118	1242	1439	304	483	563	938	540	1949	369	1255	577	215	340	45

QUESTIONNAIRE FORM 2 2010	TOTAL	SEX		RACE		REGION				COLLEGE PLANS?		ILLICIT DRUG USE: LIFETIME				
		M	F	White	Black	NE	NC	S	W	Yes	No	None	Mari- juana Only	Few Pills	More Pills	Any Her- oin
<i>N (Weighted No. of Cases):</i>	2539	1122	1246	1442	306	486	563	948	542	1954	373	1259	580	215	340	45
<i>% of Weighted Total:</i>	100.0	44.2	49.1	56.8	12.1	19.1	22.2	37.3	21.4	77.0	14.7	49.6	22.8	8.4	13.4	1.8
A02G: Do creative writing																
5. Almost everyday	8.1	6.2	9.3	6.3	13.8	6.6	8.2	9.3	7.2	8.5	5.0	6.9	7.0	15.2	9.5	5.1
4. At least once a week	11.5	7.7	14.8	9.5	12.3	9.6	11.1	13.1	11.0	12.3	7.0	12.2	10.5	10.7	10.3	15.0
3. Once or twice a month	17.9	16.2	19.8	17.1	17.7	17.3	17.6	17.0	20.0	19.1	14.5	19.9	14.8	17.0	16.1	18.0
2. A few times a year	23.6	22.7	24.7	23.8	22.8	22.0	21.9	23.5	27.2	24.1	19.9	23.5	24.7	17.0	25.2	23.7
1. Never	38.9	47.3	31.4	43.3	33.4	44.4	41.3	37.1	34.6	36.0	53.5	37.6	43.0	40.1	38.8	38.3
<i>Item 5880 Subject C07</i>	<i>N</i> 2518	1114	1240	1432	305	482	562	933	541	1942	372	1254	578	209	338	45
A02H: Actively participate in sports, athletics or exercising																
5. Almost everyday	44.6	55.0	35.4	48.0	42.9	51.2	46.0	44.4	37.7	45.0	40.7	43.9	48.4	42.2	40.7	38.7
4. At least once a week	24.0	19.9	27.5	24.3	23.0	26.8	24.7	19.1	29.1	24.6	21.8	24.7	23.9	21.8	23.0	26.4
3. Once or twice a month	12.7	10.5	14.7	11.6	11.3	7.3	14.5	13.6	13.9	12.4	14.0	12.7	11.0	13.4	15.7	20.6
2. A few times a year	8.9	5.9	11.8	7.3	11.1	6.0	7.9	10.6	9.4	9.2	8.6	9.2	9.3	9.7	6.6	9.3
1. Never	9.9	8.6	10.7	8.8	11.8	8.7	6.9	12.2	9.9	8.8	14.9	9.5	7.3	12.8	13.9	4.9
<i>Item 5890 Subject C07, T02</i>	<i>N</i> 2524	1116	1244	1439	303	484	562	938	540	1947	371	1253	579	213	340	45
A02I: Do art or craft work																
5. Almost everyday	14.4	11.4	16.9	14.1	11.6	15.2	15.5	11.7	16.9	14.7	11.3	14.9	10.8	14.6	16.0	21.8
4. At least once a week	12.1	10.2	13.7	11.8	7.4	13.3	9.2	12.4	13.5	12.1	10.1	11.4	10.8	11.1	14.8	16.6
3. Once or twice a month	19.6	16.6	22.5	20.7	14.9	14.7	19.1	21.1	22.1	21.5	11.8	19.6	21.4	24.6	16.9	11.8
2. A few times a year	25.6	25.6	25.7	25.4	24.1	25.2	24.9	26.9	24.3	25.7	24.6	28.1	23.7	22.8	22.1	25.6
1. Never	28.4	36.3	21.2	28.0	42.0	31.6	31.3	28.0	23.2	26.0	42.2	26.0	33.3	26.9	30.3	24.3
<i>Item 5900 Subject C07</i>	<i>N</i> 2514	1111	1241	1436	299	481	557	937	539	1942	369	1250	576	212	338	45
A02J: Work around the house, yard, garden, car, etc.																
5. Almost everyday	26.5	24.9	27.0	24.2	39.4	21.7	27.2	29.6	24.4	25.4	29.5	27.7	24.9	18.4	26.5	39.9
4. At least once a week	36.4	37.6	35.2	39.1	26.0	35.1	34.7	35.4	40.9	36.3	37.4	35.1	36.4	45.2	38.3	28.3
3. Once or twice a month	21.1	22.1	21.1	22.7	15.7	21.1	23.5	19.0	22.2	21.8	18.0	20.7	21.6	22.0	21.3	21.0
2. A few times a year	10.1	10.6	9.6	9.9	6.9	15.0	10.4	8.7	7.8	10.9	7.9	10.9	10.2	9.6	8.3	0.8
1. Never	6.0	4.7	7.2	4.1	12.0	7.1	4.2	7.2	4.7	5.6	7.2	5.5	6.9	4.8	5.7	9.9
<i>Item 5910 Subject C07</i>	<i>N</i> 2525	1119	1241	1438	304	480	562	941	542	1950	370	1259	576	214	338	45
A02K: Get together with friends, informally																
5. Almost everyday	44.6	45.9	43.2	46.6	43.9	47.8	46.7	45.7	37.6	43.4	45.9	36.6	51.0	46.0	57.9	65.9
4. At least once a week	39.2	39.7	39.1	39.4	39.8	41.1	37.0	37.1	43.5	40.9	33.2	42.5	37.6	40.4	31.7	24.8
3. Once or twice a month	11.5	9.6	13.0	10.9	8.8	8.2	12.1	12.1	12.6	12.2	12.2	14.7	8.3	9.8	8.1	7.7
2. A few times a year	3.0	3.0	2.8	2.3	3.3	1.4	3.5	2.5	4.8	2.8	3.9	3.9	1.9	2.3	1.6	-
1. Never	1.7	1.7	1.8	0.9	4.2	1.5	0.7	2.6	1.5	0.7	4.8	2.2	1.2	1.4	0.7	1.5
<i>Item 5920 Subject C07, M04</i>	<i>N</i> 2524	1119	1242	1435	306	482	562	940	540	1946	372	1253	578	214	339	45
A02L: Go to a shopping mall																
5. Almost everyday	2.0	1.4	2.2	0.8	6.4	1.7	1.6	2.4	2.1	1.7	3.4	1.4	2.7	1.8	2.3	5.3
4. At least once a week	18.5	14.3	22.5	15.3	28.5	18.0	19.8	21.1	13.1	18.1	19.3	17.1	22.4	16.7	18.6	13.1
3. Once or twice a month	52.1	48.4	55.6	51.5	49.4	56.5	49.2	52.1	51.0	53.7	45.2	51.0	55.8	52.5	50.8	42.2
2. A few times a year	24.3	30.5	18.5	28.5	13.2	22.2	26.7	21.3	28.8	24.1	25.7	26.8	16.6	26.3	26.3	33.6
1. Never	3.1	5.3	1.2	3.8	2.5	1.6	2.8	3.1	5.1	2.3	6.4	3.7	2.5	2.7	2.1	5.9
<i>Item 5935 Subject C07</i>	<i>N</i> 2525	1119	1242	1440	305	482	562	940	540	1948	371	1256	578	212	339	45
A02M: Spend at least an hour of leisure time alone																
5. Almost everyday	49.0	53.7	45.8	49.2	55.6	52.1	47.9	49.0	47.4	51.3	42.7	48.8	48.6	52.5	53.3	49.2
4. At least once a week	29.1	26.0	32.0	31.3	23.8	28.8	31.2	26.5	31.5	30.7	24.8	31.3	28.8	25.8	24.8	24.9
3. Once or twice a month	11.3	9.5	12.0	10.1	10.9	8.9	13.0	12.5	9.6	9.3	14.2	10.3	10.7	10.0	12.6	25.1
2. A few times a year	5.4	5.7	4.9	4.3	3.0	5.7	3.6	5.2	7.2	4.9	6.7	5.5	5.3	5.5	4.3	0.8
1. Never	5.2	5.2	5.3	5.2	6.7	4.4	4.2	6.7	4.4	3.8	11.6	4.0	6.7	6.2	5.1	-
<i>Item 5940 Subject C07</i>	<i>N</i> 2520	1117	1239	1440	301	482	562	936	540	1947	371	1255	578	215	340	44
A02N: Read books, magazines, or newspapers																
5. Almost everyday	25.1	18.9	30.2	26.8	23.1	29.2	26.7	23.0	23.7	28.0	12.9	29.3	20.5	24.5	21.7	10.1
4. At least once a week	31.5	29.8	33.4	31.6	26.5	31.2	33.4	30.4	31.4	32.0	30.5	32.1	31.0	34.0	29.3	34.9
3. Once or twice a month	24.2	25.5	23.5	24.5	25.0	22.4	24.5	22.8	27.9	24.5	22.1	20.9	30.5	24.8	25.5	26.6
2. A few times a year	11.2	13.7	8.8	9.6	17.4	11.5	11.3	11.9	9.5	9.8	15.6	11.8	10.1	7.9	12.7	4.0
1. Never	8.0	12.0	4.2	7.5	7.9	5.8	4.0	11.9	7.5	5.7	18.9	6.0	8.0	8.9	10.7	24.4
<i>Item 5950 Subject C07</i>	<i>N</i> 2524	1119	1242	1438	306	479	563	940	541	1948	371	1259	576	214	338	45

DESCRIPTIVE RESULTS: 2010

105

QUESTIONNAIRE FORM 2 2010	TOTAL	SEX		RACE		REGION				COLLEGE PLANS?		ILLICIT DRUG USE: LIFETIME					
		M	F	White	Black	NE	NC	S	W	Yes	No	None	Mari- juana Only	Few Pills	More Pills	Any Her- oin	
<i>N (Weighted No. of Cases):</i>	2539	1122	1246	1442	306	486	563	948	542	1954	373	1259	580	215	340	45	
<i>% of Weighted Total:</i>	100.0	44.2	49.1	56.8	12.1	19.1	22.2	37.3	21.4	77.0	14.7	49.6	22.8	8.4	13.4	1.8	
A02O: Go to taverns, bars or nightclubs																	
5. Almost everyday	2.4	3.6	1.1	2.4	3.5	2.6	2.3	2.8	1.5	1.8	5.3	1.2	2.5	1.7	5.2	5.2	
4. At least once a week	7.2	8.2	6.1	5.5	10.1	3.7	7.8	9.9	5.1	6.1	11.0	4.7	7.6	7.7	12.6	22.5	
3. Once or twice a month	13.6	14.7	12.5	12.8	16.7	10.1	15.4	16.4	9.9	12.5	14.8	9.1	18.1	17.2	17.7	35.4	
2. A few times a year	18.7	20.3	18.0	19.9	16.1	19.2	19.0	19.1	17.3	19.3	17.1	13.7	24.5	22.9	26.8	15.4	
1. Never	58.0	53.2	62.4	59.4	53.6	64.3	55.4	51.7	66.1	60.3	51.8	71.3	47.3	50.5	37.7	21.5	
<i>Item 5960 Subject C07</i>	<i>N</i>	<i>2526</i>	<i>1119</i>	<i>1245</i>	<i>1439</i>	<i>305</i>	<i>482</i>	<i>563</i>	<i>940</i>	<i>541</i>	<i>1949</i>	<i>372</i>	<i>1256</i>	<i>579</i>	<i>215</i>	<i>339</i>	<i>44</i>
A02P: Go to parties or other social affairs																	
5. Almost everyday	3.5	5.1	1.5	3.1	5.9	4.2	3.7	3.4	2.7	2.6	6.1	1.3	4.2	2.0	7.1	15.5	
4. At least once a week	27.1	29.7	25.0	29.6	24.3	28.6	34.8	24.7	21.8	26.4	29.0	18.4	35.6	37.6	37.3	37.9	
3. Once or twice a month	36.4	35.0	38.0	36.5	33.8	37.4	31.2	36.0	41.4	38.0	29.5	35.5	39.4	29.5	38.9	34.9	
2. A few times a year	24.2	21.1	26.6	21.6	26.4	22.2	22.5	25.8	24.9	24.9	21.1	32.8	14.4	23.0	13.5	7.9	
1. Never	8.9	9.0	8.9	9.1	9.7	7.6	7.7	10.0	9.2	8.0	14.3	12.0	6.4	7.9	3.2	3.8	
<i>Item 5970 Subject C07</i>	<i>N</i>	<i>2523</i>	<i>1119</i>	<i>1242</i>	<i>1439</i>	<i>305</i>	<i>482</i>	<i>563</i>	<i>938</i>	<i>540</i>	<i>1950</i>	<i>372</i>	<i>1257</i>	<i>576</i>	<i>215</i>	<i>339</i>	<i>45</i>
A02Q: Visit social networking Web sites like MySpace or Facebook																	
5. Almost everyday	61.3	56.0	66.9	63.3	62.9	71.9	63.7	60.4	51.1	63.7	53.6	59.5	66.2	63.0	60.3	51.9	
4. At least once a week	19.4	20.4	17.8	18.3	19.4	16.3	18.3	18.6	24.7	19.3	20.1	20.8	16.0	23.3	16.2	20.8	
3. Once or twice a month	7.2	8.1	6.4	8.3	5.0	3.6	7.3	7.5	9.9	6.9	8.6	7.4	5.8	6.9	10.3	3.9	
2. A few times a year	2.7	3.1	2.5	2.1	1.5	1.0	2.2	3.0	4.1	2.0	3.1	2.7	2.5	1.5	4.0	4.6	
1. Never	9.4	12.3	6.5	8.0	11.2	7.2	8.4	10.5	10.2	8.0	14.6	9.6	9.5	5.3	9.2	18.8	
<i>Item 29625 Subject C07, C09</i>	<i>N</i>	<i>2531</i>	<i>1122</i>	<i>1245</i>	<i>1442</i>	<i>306</i>	<i>486</i>	<i>562</i>	<i>941</i>	<i>542</i>	<i>1953</i>	<i>373</i>	<i>1258</i>	<i>580</i>	<i>215</i>	<i>340</i>	<i>45</i>
A03: How much do you agree or disagree with each of the following statements?																	
A03A: In the United States, we put too much emphasis on making profits and not enough on human well-being																	
1. Disagree	3.5	5.9	0.9	3.4	5.6	4.0	3.3	4.0	2.4	3.1	3.6	3.2	3.1	1.1	4.3	19.0	
2. Mostly disagree	7.4	10.7	4.8	8.9	6.9	7.5	8.7	7.0	6.6	7.4	7.4	7.4	8.4	6.2	7.9	6.1	
3. Neither	23.4	25.3	21.1	20.5	24.4	21.3	24.3	22.1	26.4	21.8	28.9	25.4	21.2	18.3	21.1	20.6	
4. Mostly agree	44.0	36.9	50.7	45.5	40.1	45.5	43.5	43.6	43.9	46.0	40.5	44.2	43.5	49.5	44.7	17.8	
5. Agree	21.8	21.3	22.6	21.7	23.1	21.8	20.2	23.3	20.7	21.7	19.6	19.7	23.8	24.9	22.0	36.5	
<i>Item 5990 Subject F03, O03</i>	<i>N</i>	<i>2511</i>	<i>1114</i>	<i>1241</i>	<i>1435</i>	<i>304</i>	<i>478</i>	<i>561</i>	<i>932</i>	<i>540</i>	<i>1943</i>	<i>370</i>	<i>1254</i>	<i>574</i>	<i>215</i>	<i>337</i>	<i>44</i>
A03B: People are too much concerned with material things these days																	
1. Disagree	2.4	3.8	1.0	1.7	4.6	2.3	1.2	3.7	1.3	2.1	4.1	1.5	3.2	0.7	5.0	1.0	
2. Mostly disagree	3.8	5.4	2.4	4.6	4.4	3.7	3.5	3.4	4.7	3.9	3.0	3.8	4.2	2.4	3.4	5.2	
3. Neither	10.0	13.4	6.6	10.4	9.4	9.3	10.0	9.5	11.4	9.3	13.5	11.0	7.6	9.1	9.6	11.9	
4. Mostly agree	39.3	39.4	39.2	42.4	28.9	40.7	44.0	34.8	40.9	39.0	42.6	38.7	40.9	43.2	37.1	40.3	
5. Agree	44.6	37.9	50.8	40.9	52.7	43.9	41.3	48.6	41.7	45.8	36.9	45.1	44.0	44.5	45.0	41.7	
<i>Item 6000 Subject F02</i>	<i>N</i>	<i>2513</i>	<i>1113</i>	<i>1243</i>	<i>1435</i>	<i>305</i>	<i>480</i>	<i>560</i>	<i>933</i>	<i>539</i>	<i>1946</i>	<i>370</i>	<i>1255</i>	<i>575</i>	<i>215</i>	<i>338</i>	<i>44</i>
A03C: Since it helps the economy to grow, people should be encouraged to buy more																	
1. Disagree	10.5	9.2	11.5	10.6	15.5	9.8	8.8	12.5	9.5	9.7	15.2	9.7	12.1	8.7	11.1	18.9	
2. Mostly disagree	17.4	12.7	21.2	18.8	13.7	17.7	16.0	18.5	16.5	17.9	15.3	18.7	16.1	15.1	16.2	11.1	
3. Neither	39.7	37.5	41.8	40.9	38.8	42.0	44.3	36.3	38.7	39.6	39.0	41.1	39.8	39.2	38.3	14.4	
4. Mostly agree	21.9	25.7	19.0	21.1	18.9	20.6	21.4	21.8	23.8	22.3	21.6	19.7	23.6	24.8	21.8	43.0	
5. Agree	10.5	14.9	6.5	8.7	13.2	9.9	9.5	10.9	11.5	10.6	8.9	10.9	8.4	12.1	12.6	12.6	
<i>Item 6010 Subject F02</i>	<i>N</i>	<i>2504</i>	<i>1111</i>	<i>1236</i>	<i>1430</i>	<i>303</i>	<i>481</i>	<i>560</i>	<i>930</i>	<i>535</i>	<i>1936</i>	<i>370</i>	<i>1250</i>	<i>575</i>	<i>215</i>	<i>334</i>	<i>44</i>
A03D: There is nothing wrong with advertising that gets people to buy things they don't really need																	
1. Disagree	20.2	17.6	22.6	20.1	21.4	17.0	19.1	23.1	19.2	19.5	21.1	21.3	18.3	20.6	20.2	12.1	
2. Mostly disagree	22.2	19.4	25.4	23.1	17.4	19.3	23.9	20.5	26.1	22.7	21.2	22.2	21.2	23.5	23.1	22.2	
3. Neither	23.9	23.8	23.6	24.9	22.4	26.9	24.2	21.2	25.6	24.1	25.2	24.2	24.5	25.9	23.0	26.5	
4. Mostly agree	19.7	20.3	18.9	19.5	20.1	21.8	21.9	18.2	18.1	20.0	18.5	18.4	22.3	16.4	21.5	6.2	
5. Agree	13.9	18.8	9.5	12.4	18.7	14.9	10.8	16.9	11.0	13.7	13.9	13.8	13.7	13.5	12.2	33.0	
<i>Item 6020 Subject F02</i>	<i>N</i>	<i>2506</i>	<i>1108</i>	<i>1241</i>	<i>1433</i>	<i>301</i>	<i>478</i>	<i>560</i>	<i>930</i>	<i>1939</i>	<i>369</i>	<i>1253</i>	<i>575</i>	<i>215</i>	<i>333</i>	<i>44</i>	

QUESTIONNAIRE FORM 2 2010	TOTAL	SEX		RACE		REGION				COLLEGE PLANS?		ILLICIT DRUG USE: LIFETIME				
		M	F	White	Black	NE	NC	S	W	Yes	No	None	Mari- juana Only	Few Pills	More Pills	Any Her- oin
<i>N (Weighted No. of Cases):</i>	2539	1122	1246	1442	306	486	563	948	542	1954	373	1259	580	215	340	45
<i>% of Weighted Total:</i>	100.0	44.2	49.1	56.8	12.1	19.1	22.2	37.3	21.4	77.0	14.7	49.6	22.8	8.4	13.4	1.8
A03E: There will probably be more shortages in the future, so Americans will have to learn how to be happy with fewer "things"																
1. Disagree	7.2	8.8	5.4	6.1	12.8	5.6	5.1	9.9	6.2	6.1	9.6	6.3	7.9	4.5	9.5	18.8
2. Mostly disagree	8.8	10.8	6.8	9.5	8.4	7.4	10.3	8.6	8.8	8.7	8.8	7.5	10.8	9.6	7.8	15.1
3. Neither	22.9	20.2	25.2	21.9	24.1	24.3	21.9	23.4	21.7	23.1	21.4	22.6	25.1	19.7	22.6	10.4
4. Mostly agree	30.8	30.0	31.6	32.0	23.3	32.7	34.1	26.9	32.3	31.6	29.0	33.4	27.8	31.6	27.3	18.3
5. Agree	30.3	30.2	31.0	30.5	31.5	30.0	28.6	31.1	31.0	30.5	31.2	30.2	28.3	34.6	32.9	37.3
<i>Item 6030 Subject F02</i>	<i>N</i> 2510	1112	1241	1432	305	479	561	930	539	1946	370	1256	575	215	334	44
A04: The next questions ask for your opinions on the effects of using certain drugs and other substances. How much do you think people risk harming themselves (physically or in other ways), if they . . .																
A04A: Smoke one or more packs of cigarettes per day																
1. No risk	3.7	3.4	3.4	2.1	5.9	3.9	2.0	5.1	2.7	2.5	6.7	3.6	5.5	2.0	0.4	5.5
2. Slight risk	2.8	3.9	1.8	3.3	2.7	3.2	2.9	3.3	1.4	1.8	7.0	1.3	2.7	2.9	7.3	6.4
3. Moderate risk	15.1	19.4	10.9	16.2	12.1	13.2	17.1	16.1	13.1	14.8	17.5	12.8	12.6	15.8	25.9	27.9
4. Great risk	76.2	70.8	82.0	77.5	72.0	76.9	76.8	72.6	80.9	79.1	64.9	79.9	77.3	78.2	64.6	60.2
5. Can't say, drug unfamiliar	2.2	2.5	1.9	1.0	7.5	2.7	1.2	2.8	1.9	1.8	3.9	2.4	2.0	1.1	1.8	-
<i>Item 12360 Subject A14a</i>	<i>N</i> 2516	1112	1243	1434	304	481	560	934	542	1946	369	1253	575	215	338	45
A04B: Try marijuana once or twice																
1. No risk	36.9	43.8	29.8	38.3	30.1	41.3	39.0	34.5	34.9	34.9	41.8	18.6	48.6	51.7	70.6	58.7
2. Slight risk	31.8	27.0	36.9	33.0	31.4	33.1	33.1	30.4	31.7	32.3	32.2	34.3	37.8	32.7	17.6	18.8
3. Moderate risk	14.3	13.3	15.2	14.2	12.9	12.0	12.7	15.5	16.0	15.1	10.2	21.0	7.7	10.5	4.4	8.2
4. Great risk	13.9	12.6	15.6	12.6	19.3	10.7	12.5	15.7	14.9	15.0	11.0	21.6	4.7	3.2	5.1	14.2
5. Can't say, drug unfamiliar	3.2	3.3	2.5	2.0	6.3	2.9	2.7	3.9	2.5	2.7	4.7	4.5	1.3	1.9	2.4	-
<i>Item 12370 Subject A14a</i>	<i>N</i> 2514	1113	1243	1433	303	477	560	934	542	1946	370	1255	574	214	339	45
A04C: Smoke marijuana occasionally																
1. No risk	19.9	25.1	14.8	19.3	22.1	21.2	18.7	20.5	18.8	17.6	28.5	7.7	25.7	30.5	45.5	28.4
2. Slight risk	24.7	25.7	23.0	27.1	21.4	28.5	27.0	23.3	21.3	25.3	23.3	17.9	33.8	31.5	28.5	45.6
3. Moderate risk	30.0	24.3	35.7	31.3	25.2	29.7	30.3	28.4	32.6	31.0	25.1	35.3	30.5	28.1	17.4	5.8
4. Great risk	22.2	21.3	24.2	20.2	24.9	17.8	21.1	23.5	25.2	23.3	18.4	34.6	8.6	7.8	6.3	20.2
5. Can't say, drug unfamiliar	3.2	3.6	2.3	2.0	6.3	2.8	3.0	4.3	2.0	2.8	4.8	4.4	1.5	2.1	2.2	-
<i>Item 12380 Subject A14a</i>	<i>N</i> 2507	1110	1238	1431	301	476	559	932	539	1938	369	1248	574	214	339	44
A04D: Smoke marijuana regularly																
1. No risk	11.9	15.0	8.5	10.2	15.9	10.7	10.5	13.5	11.6	9.7	20.0	5.5	14.3	15.7	26.3	17.2
2. Slight risk	12.8	16.4	9.1	13.1	12.4	14.4	14.6	12.0	10.8	11.6	17.1	4.5	19.4	21.7	25.5	21.6
3. Moderate risk	22.0	21.6	22.1	23.9	15.7	26.6	22.9	18.7	22.7	22.7	19.8	18.1	29.6	24.0	22.4	31.4
4. Great risk	50.0	43.0	58.0	50.6	50.0	45.0	48.7	51.5	53.3	53.0	38.5	67.4	34.9	36.5	23.3	29.8
5. Can't say, drug unfamiliar	3.3	4.0	2.3	2.3	6.1	3.2	3.3	4.3	1.6	2.9	4.6	4.5	1.8	2.1	2.5	-
<i>Item 12390 Subject A14a</i>	<i>N</i> 2494	1104	1234	1423	301	472	556	928	538	1932	369	1241	573	215	336	45
A04E: Try one or two drinks of an alcoholic beverage (beer, wine, liquor)																
1. No risk	37.7	43.2	32.8	40.6	25.8	43.1	41.7	36.1	31.7	37.4	37.6	28.7	46.0	41.0	54.6	46.9
2. Slight risk	38.0	33.2	42.8	40.9	32.1	38.0	35.3	37.8	41.0	39.0	35.4	39.7	36.6	47.5	31.4	31.5
3. Moderate risk	14.2	12.8	15.3	12.1	20.9	11.3	15.6	14.1	15.3	13.9	15.1	17.6	11.5	8.7	8.7	14.6
4. Great risk	8.4	8.3	8.3	5.5	15.9	5.3	6.1	9.7	11.1	8.4	8.5	12.2	3.7	2.4	4.2	6.9
5. Can't say, drug unfamiliar	1.8	2.5	0.8	0.9	5.3	2.4	1.3	2.3	0.9	1.2	3.4	1.9	2.2	0.5	1.2	-
<i>Item 12510 Subject A14a</i>	<i>N</i> 2513	1111	1242	1434	303	479	559	934	540	1945	367	1253	573	214	338	44
A04F: Take one or two drinks nearly every day																
1. No risk	8.8	11.0	6.1	8.6	7.2	8.0	10.2	10.4	5.4	7.0	16.3	6.5	10.0	10.3	11.0	20.2
2. Slight risk	21.7	27.8	16.7	24.9	16.9	21.7	22.0	21.9	20.9	20.4	25.4	15.9	26.0	23.6	33.7	37.4
3. Moderate risk	37.7	36.2	38.7	38.4	32.7	38.5	39.6	36.1	37.5	39.2	31.8	37.7	38.8	40.4	35.4	23.6
4. Great risk	30.2	22.9	37.6	27.2	38.9	29.2	26.7	29.9	35.1	32.2	23.8	37.9	23.8	25.1	18.6	17.8
5. Can't say, drug unfamiliar	1.7	2.2	0.9	0.8	4.3	2.5	1.6	1.7	1.1	1.2	2.8	2.0	1.4	0.6	1.3	1.0
<i>Item 12520 Subject A14a</i>	<i>N</i> 2514	1112	1243	1436	303	479	559	935	540	1945	369	1254	574	214	338	45

107

QUESTIONNAIRE FORM 2 2010	TOTAL	SEX		RACE		REGION				COLLEGE PLANS?		ILLCIT DRUG USE: LIFETIME					
		M	F	White	Black	NE	NC	S	W	Yes	No	None	Mari- juana Only	Few Pills	More Pills	Any Her- oin	
<i>N (Weighted No. of Cases):</i>	2539	1122	1246	1442	306	486	563	948	542	1954	373	1259	580	215	340	45	
<i>% of Weighted Total:</i>	100.0	44.2	49.1	56.8	12.1	19.1	22.2	37.3	21.4	77.0	14.7	49.6	22.8	8.4	13.4	1.8	
A04G: Take four or five drinks nearly every day																	
1. No risk	5.2	5.6	4.1	4.0	6.1	4.7	4.1	6.8	3.8	3.5	11.2	4.8	5.8	5.1	3.8	10.0	
2. Slight risk	5.8	8.1	3.3	7.4	2.1	5.1	7.7	6.6	3.2	4.7	10.7	3.5	7.2	4.0	10.0	21.0	
3. Moderate risk	17.8	21.5	14.9	21.2	13.1	17.3	19.6	18.3	15.7	17.2	19.2	13.5	19.4	22.6	26.3	39.3	
4. Great risk	69.1	62.3	76.4	66.1	74.8	69.9	66.7	66.7	75.1	73.0	55.4	75.7	66.1	67.3	57.7	29.7	
5. Can't say, drug unfamiliar	2.1	2.5	1.4	1.3	4.0	3.0	1.9	1.7	2.2	1.6	3.5	2.4	1.5	1.0	2.2		
<i>Item 12530 Subject A14a</i>	<i>N</i>	<i>2516</i>	<i>1114</i>	<i>1244</i>	<i>1437</i>	<i>304</i>	<i>478</i>	<i>560</i>	<i>936</i>	<i>542</i>	<i>1947</i>	<i>370</i>	<i>1255</i>	<i>575</i>	<i>215</i>	<i>339</i>	<i>45</i>
A04H: Have five or more drinks once or twice each weekend																	
1. No risk	8.2	9.7	6.3	7.7	7.0	10.5	7.6	8.9	5.5	6.7	13.4	6.3	8.6	10.8	11.9	10.9	
2. Slight risk	11.7	14.8	8.8	13.1	6.6	12.6	14.2	10.6	10.3	10.2	17.7	5.5	16.0	14.3	23.2	32.8	
3. Moderate risk	26.6	27.9	25.8	29.9	17.6	25.2	28.1	24.3	30.2	27.1	26.2	25.0	28.9	27.5	30.8	22.6	
4. Great risk	51.6	45.1	58.2	48.2	63.6	49.0	48.3	54.0	53.0	54.5	39.7	61.1	44.5	46.3	32.7	33.7	
5. Can't say, drug unfamiliar	1.9	2.6	1.0	1.0	5.1	2.6	1.9	2.2	1.0	1.5	2.9	2.1	1.9	1.2	1.4	-	
<i>Item 12540 Subject A14a</i>	<i>N</i>	<i>2516</i>	<i>1114</i>	<i>1244</i>	<i>1437</i>	<i>304</i>	<i>478</i>	<i>560</i>	<i>936</i>	<i>542</i>	<i>1947</i>	<i>370</i>	<i>1255</i>	<i>575</i>	<i>215</i>	<i>339</i>	<i>45</i>
A05: Do you think that you would prefer having a mate for most of your life, or would you prefer not having a mate?																	
5. Definitely prefer to have a mate	61.7	57.5	67.1	67.1	50.6	61.3	62.8	62.8	58.9	63.5	54.7	63.6	61.9	62.8	59.4	54.4	
4. Probably prefer to have a mate	24.5	28.3	21.1	23.3	26.5	25.1	23.9	23.4	26.5	24.0	27.2	23.4	25.8	25.8	24.2	20.7	
3. Not sure	10.4	10.1	9.1	6.5	17.9	8.6	10.2	11.2	10.9	9.3	13.0	9.4	10.4	9.1	11.4	11.7	
2. Probably prefer not to have a mate	2.7	2.8	2.5	2.5	4.3	3.7	2.5	2.1	3.0	2.7	4.1	2.9	1.6	1.9	4.1	4.1	
1. Definitely prefer not to have a mate	0.7	1.4	0.2	0.6	0.7	1.2	0.6	0.5	0.7	0.6	1.0	0.6	0.3	0.3	0.9	9.0	
<i>Item 6120 Subject D01</i>	<i>N</i>	<i>2506</i>	<i>1117</i>	<i>1232</i>	<i>1431</i>	<i>304</i>	<i>477</i>	<i>560</i>	<i>930</i>	<i>539</i>	<i>1941</i>	<i>370</i>	<i>1248</i>	<i>578</i>	<i>212</i>	<i>337</i>	<i>45</i>
A06: Which do you think you are most likely to choose in the long run?																	
3. Getting married	78.7	75.8	82.7	82.9	71.0	77.8	82.8	77.3	77.7	80.8	70.5	82.0	78.6	79.1	72.0	66.4	
2. I have no idea	16.4	19.3	12.6	13.5	22.1	16.9	13.5	17.5	17.1	14.6	23.6	14.2	16.6	17.4	20.1	23.9	
1. Not getting married	4.6	4.5	4.6	3.5	6.7	5.1	3.5	4.7	4.8	4.3	5.5	3.7	4.7	3.1	7.4	9.8	
8. Am already married	0.3	0.5	0.1	0.2	0.2	0.2	0.2	0.4	0.4	0.3	0.3	0.1	0.1	0.3	0.5	-	
<i>Item 6130 Subject D01</i>	<i>N</i>	<i>2423</i>	<i>1082</i>	<i>1188</i>	<i>1381</i>	<i>289</i>	<i>459</i>	<i>538</i>	<i>895</i>	<i>531</i>	<i>1888</i>	<i>344</i>	<i>1212</i>	<i>560</i>	<i>205</i>	<i>320</i>	<i>42</i>
A07: If you did get married (or are married) . . .																	
A07A: How likely do you think it is that you would stay married to the same person for life?																	
5. Very likely	56.8	53.6	60.9	61.3	42.0	55.3	61.2	55.3	56.2	58.9	51.1	63.7	53.6	52.4	48.0	15.7	
4. Fairly likely	26.4	28.4	24.5	24.6	31.8	27.2	27.1	26.5	25.0	26.1	24.7	24.4	26.0	31.3	28.5	44.7	
3. Uncertain	13.8	14.7	11.9	11.9	20.7	15.6	8.5	14.5	16.5	12.5	19.3	10.4	16.3	12.4	19.2	33.9	
2. Fairly unlikely	2.2	2.0	2.4	1.8	3.4	1.1	2.2	2.9	1.8	2.0	2.9	1.2	3.1	3.9	2.9	4.1	
1. Very unlikely	0.8	1.2	0.2	0.3	2.1	0.7	1.0	0.8	0.5	0.5	2.1	0.3	1.0	-	1.4	1.6	
<i>Item 6140 Subject D01</i>	<i>N</i>	<i>2377</i>	<i>1060</i>	<i>1174</i>	<i>1359</i>	<i>294</i>	<i>430</i>	<i>538</i>	<i>891</i>	<i>518</i>	<i>1846</i>	<i>358</i>	<i>1186</i>	<i>548</i>	<i>194</i>	<i>327</i>	<i>44</i>
A07B: How likely is it that you would want to have children?																	
5. Very likely	59.1	57.4	62.3	63.3	55.2	61.8	62.0	57.9	56.1	60.6	53.1	60.5	57.7	59.1	59.9	53.4	
4. Fairly likely	20.3	24.3	16.2	18.8	20.2	18.5	19.7	19.5	23.9	20.1	20.4	21.6	21.2	20.1	15.2	18.8	
3. Uncertain	11.5	11.4	10.5	10.4	14.1	11.8	8.8	12.6	12.0	10.5	15.8	10.7	11.4	8.7	12.0	12.9	
2. Fairly unlikely	3.2	3.0	3.6	3.1	2.8	4.0	4.4	2.1	3.2	3.5	2.3	2.6	2.0	3.9	7.2	4.8	
1. Very unlikely	3.6	1.7	5.4	3.3	4.4	2.8	3.9	4.3	3.0	3.5	3.8	3.3	3.6	5.1	3.6	7.5	
8. Already have child(ren)	2.2	2.2	1.9	1.1	3.2	1.2	1.2	3.6	1.7	1.7	4.6	1.3	4.1	3.1	2.1	2.7	
<i>Item 6150 Subject D02</i>	<i>N</i>	<i>2400</i>	<i>1067</i>	<i>1187</i>	<i>1366</i>	<i>294</i>	<i>437</i>	<i>544</i>	<i>893</i>	<i>525</i>	<i>1865</i>	<i>360</i>	<i>1190</i>	<i>561</i>	<i>195</i>	<i>328</i>	<i>44</i>
The questions in the next column ask you to imagine different kinds of married life that you might have. We want you to think about different ways you might share responsibilities for working, taking care of the home, and taking care of the children. Please indicate how acceptable for you each of the different arrangements would be.																	

QUESTIONNAIRE FORM 2 2010	TOTAL	SEX		RACE		REGION				COLLEGE PLANS?		ILLICIT DRUG USE: LIFETIME				
		M	F	White	Black	NE	NC	S	W	Yes	No	None	Mari- juana Only	Few Pills	More Pills	Any Her- oin
<i>N (Weighted No. of Cases):</i>	2539	1122	1246	1442	306	486	563	948	542	1954	373	1259	580	215	340	45
<i>% of Weighted Total:</i>	100.0	44.2	49.1	56.8	12.1	19.1	22.2	37.3	21.4	77.0	14.7	49.6	22.8	8.4	13.4	1.8
A08: Imagine you are married and have no children.																
How would you feel about each of the following work arrangements?																
A08A: Husband works full-time, wife doesn't work																
1. Not at all acceptable	34.0	24.1	43.1	30.9	42.2	40.6	32.5	33.7	30.3	34.0	34.4	32.4	36.5	32.0	35.7	37.1
2. Somewhat acceptable	36.1	36.2	36.0	36.5	32.6	33.4	36.2	35.2	39.7	36.1	35.4	35.8	36.5	37.4	36.3	24.9
3. Acceptable	25.4	34.2	17.4	27.3	22.0	22.4	26.6	26.7	24.7	25.3	26.0	26.9	23.2	27.6	23.1	31.2
4. Desirable	4.5	5.5	3.5	5.2	3.1	3.6	4.7	4.4	5.4	4.6	4.2	4.8	3.8	2.9	4.9	6.8
<i>Item 6160 Subject C05, D04</i>	<i>N</i> 2494	1110	1231	1424	303	471	558	928	538	1938	370	1241	578	211	334	45
A08B: Husband works full-time, wife works about half-time																
1. Not at all acceptable	5.5	4.1	6.7	3.7	10.4	5.1	3.5	7.0	5.5	5.1	7.0	5.4	4.1	5.7	6.3	8.0
2. Somewhat acceptable	29.3	22.5	35.5	27.3	31.9	32.9	29.6	28.2	27.6	28.2	35.1	28.2	32.7	28.1	28.9	32.5
3. Acceptable	55.0	60.4	49.4	56.3	51.1	53.8	56.6	53.8	56.5	56.4	48.5	56.9	53.1	53.3	53.1	51.0
4. Desirable	10.2	12.9	8.4	12.7	6.6	8.3	10.2	11.0	10.4	10.3	9.4	9.4	10.1	12.9	11.8	8.4
<i>Item 6170 Subject C05, D04</i>	<i>N</i> 2492	1110	1231	1424	303	469	558	927	538	1938	370	1241	578	211	333	45
A08C: Both work full-time																
1. Not at all acceptable	8.4	7.6	8.7	4.9	13.7	5.8	6.8	10.0	9.6	7.2	14.4	6.4	12.3	8.8	8.5	2.5
2. Somewhat acceptable	16.3	18.8	13.5	13.9	19.7	17.1	14.5	16.5	17.3	15.6	18.3	17.3	17.0	13.2	12.5	26.0
3. Acceptable	48.5	47.2	50.6	51.4	45.3	49.5	48.3	48.1	48.3	49.1	46.0	49.5	44.7	51.6	50.0	39.9
4. Desirable	26.8	26.4	27.2	29.7	21.3	27.6	30.4	25.3	24.8	28.2	21.3	26.8	26.0	26.4	29.0	31.6
<i>Item 6180 Subject C05, D04</i>	<i>N</i> 2491	1109	1230	1425	302	472	558	924	537	1934	369	1242	575	212	334	45
A08D: Both work about half-time																
1. Not at all acceptable	20.8	26.3	16.7	20.0	26.5	21.5	20.5	21.9	18.6	20.4	24.8	21.2	19.2	18.6	24.7	27.2
2. Somewhat acceptable	34.5	35.6	33.0	35.4	29.8	30.6	34.8	35.2	36.4	33.8	37.0	33.7	36.7	40.9	32.8	27.5
3. Acceptable	33.7	30.0	36.6	34.0	32.1	38.6	33.3	32.6	31.7	34.8	28.8	35.7	32.5	26.4	29.7	37.0
4. Desirable	11.0	8.2	13.6	10.6	11.6	9.3	11.4	10.3	13.3	11.0	9.4	9.4	11.5	14.1	12.7	8.4
<i>Item 6190 Subject C05, D04</i>	<i>N</i> 2470	1102	1216	1410	302	463	554	918	535	1920	365	1234	572	206	328	45
A08E: Husband works about half-time, wife works full-time																
1. Not at all acceptable	34.0	35.8	31.7	28.9	46.6	27.3	24.9	42.3	34.9	31.4	40.3	32.1	35.2	32.8	35.7	32.1
2. Somewhat acceptable	39.4	39.1	41.4	41.2	32.1	41.2	44.9	33.5	42.2	40.9	36.6	39.3	40.5	44.0	39.9	37.9
3. Acceptable	23.8	21.5	25.0	27.6	14.8	28.8	27.4	21.3	20.1	25.6	17.5	26.1	21.2	21.0	21.3	27.9
4. Desirable	2.8	3.6	2.0	2.3	6.5	2.7	2.8	2.9	2.8	2.1	5.6	2.5	3.1	2.2	3.1	2.0
<i>Item 6200 Subject C05, D04</i>	<i>N</i> 2474	1105	1219	1423	302	468	557	915	535	1928	365	1236	575	206	334	45
A08F: Husband doesn't work, wife works full-time																
1. Not at all acceptable	74.3	73.5	75.2	70.0	83.3	71.0	70.5	77.0	76.4	74.0	73.9	72.8	77.7	75.6	76.7	57.3
2. Somewhat acceptable	15.4	13.5	16.9	18.2	7.5	18.5	18.8	12.1	14.7	15.8	15.2	17.0	13.5	14.2	11.7	12.0
3. Acceptable	7.2	8.0	6.4	9.3	4.0	8.0	8.3	6.9	5.8	7.6	6.3	7.8	5.3	8.3	8.0	7.7
4. Desirable	3.2	5.0	1.5	2.6	5.2	2.5	2.5	4.0	3.1	2.5	4.6	2.3	3.6	1.9	3.6	23.1
<i>Item 6210 Subject C05, D04</i>	<i>N</i> 2489	1109	1230	1423	303	472	558	923	536	1936	370	1241	576	211	332	45
A09: Imagine you are married and have one or more pre-school children. How would you feel about each of the following working arrangements?																
A09A: Husband works full-time, wife doesn't work																
1. Not at all acceptable	16.6	12.9	19.5	12.4	31.2	16.2	13.2	20.0	14.5	16.2	17.4	15.4	17.5	14.1	18.4	27.6
2. Somewhat acceptable	24.2	20.7	27.4	22.2	22.0	27.3	25.4	22.5	22.9	23.4	29.0	22.6	26.3	25.5	24.7	22.6
3. Acceptable	39.4	42.4	36.6	41.2	35.0	37.8	42.4	38.3	39.8	40.1	37.7	42.0	38.4	37.0	36.8	32.8
4. Desirable	19.8	24.0	16.5	24.2	11.8	18.8	19.0	19.2	22.8	20.3	15.9	20.1	17.9	23.5	20.1	16.9
<i>Item 6220 Subject C05, D04</i>	<i>N</i> 2492	1110	1231	1426	303	473	558	925	537	1936	370	1242	577	211	334	45

DESCRIPTIVE RESULTS: 2010

109

QUESTIONNAIRE FORM 2 2010	TOTAL	SEX		RACE		REGION				COLLEGE PLANS?		ILLICIT DRUG USE: LIFETIME				
		M	F	White	Black	NE	NC	S	W	Yes	No	None	Mari- juana Only	Few Pills	More Pills	Any Her- oin
<i>N (Weighted No. of Cases):</i>	2539	1122	1246	1442	306	486	563	948	542	1954	373	1259	580	215	340	45
<i>% of Weighted Total:</i>	100.0	44.2	49.1	56.8	12.1	19.1	22.2	37.3	21.4	77.0	14.7	49.6	22.8	8.4	13.4	1.8
A09B: Husband works full-time, wife works about half-time																
1. Not at all acceptable	5.5	5.1	5.1	3.0	10.6	4.6	2.7	6.8	7.0	4.8	7.9	5.5	4.3	4.2	4.3	7.9
2. Somewhat acceptable	24.8	25.5	23.8	20.8	29.2	21.0	22.9	27.2	26.0	23.9	27.6	24.2	26.5	20.7	27.4	32.2
3. Acceptable	54.5	53.5	55.5	58.4	48.2	59.7	55.8	52.4	52.2	55.7	50.7	54.6	54.2	59.4	51.5	48.4
4. Desirable	15.2	15.9	15.5	17.8	12.0	14.7	18.7	13.6	14.8	15.6	13.8	15.6	14.9	15.7	16.8	11.5
<i>Item 6230 Subject C05, D04</i>	<i>N</i> 2483	1104	1229	1423	299	470	555	923	536	1931	370	1236	574	212	334	45
A09C: Both work full-time																
1. Not at all acceptable	38.6	38.0	38.2	35.6	39.4	34.1	34.3	38.2	47.6	38.2	38.4	38.5	40.7	42.2	34.9	31.8
2. Somewhat acceptable	25.3	26.6	24.5	26.4	24.7	28.1	28.3	22.9	23.9	25.5	24.4	26.1	26.3	25.0	23.2	22.6
3. Acceptable	24.3	22.6	26.3	25.2	23.2	23.7	27.6	25.9	18.6	24.3	24.2	24.2	21.0	23.8	26.9	25.8
4. Desirable	11.8	12.7	10.9	12.7	12.7	14.2	9.7	13.0	9.8	12.0	13.0	11.2	12.0	8.9	15.0	19.8
<i>Item 6240 Subject C05, D04</i>	<i>N</i> 2481	1107	1224	1420	298	471	556	918	536	1928	369	1239	575	212	333	45
A09D: Both work about half-time																
1. Not at all acceptable	22.6	26.5	18.9	21.3	27.8	20.8	19.0	27.1	19.9	20.4	30.8	21.2	22.1	27.7	25.4	23.5
2. Somewhat acceptable	37.4	37.1	38.5	38.2	33.4	35.9	35.5	37.6	40.3	38.3	36.9	39.3	38.6	32.2	33.1	34.8
3. Acceptable	31.5	29.9	32.5	32.6	29.5	33.2	35.3	28.0	32.1	32.5	24.9	31.9	30.3	32.7	30.7	31.3
4. Desirable	8.5	6.5	10.1	7.9	9.2	10.0	10.2	7.3	7.8	8.8	7.4	7.6	9.0	7.3	10.7	10.4
<i>Item 6250 Subject C05, D04</i>	<i>N</i> 2479	1103	1226	1418	300	467	558	922	533	1929	369	1235	574	212	332	45
A09E: Husband works about half-time, wife works full-time																
1. Not at all acceptable	35.7	36.6	33.9	30.6	44.6	27.2	26.3	43.6	39.6	32.6	44.1	34.1	36.7	39.5	36.7	15.0
2. Somewhat acceptable	36.7	37.6	37.3	39.0	32.7	37.7	39.4	34.9	36.1	38.6	33.2	37.4	35.7	38.7	38.1	46.2
3. Acceptable	24.4	22.1	26.5	27.2	19.8	31.8	30.4	18.9	21.2	26.0	18.7	25.6	25.1	20.1	20.8	32.2
4. Desirable	3.1	3.7	2.4	3.2	2.9	3.2	3.9	2.6	3.2	2.8	4.0	3.0	2.6	1.8	4.4	6.6
<i>Item 6260 Subject C05, D04</i>	<i>N</i> 2480	1101	1231	1420	299	470	558	918	533	1927	370	1237	572	212	334	43
A09F: Husband doesn't work, wife works full-time																
1. Not at all acceptable	61.0	60.0	61.2	55.5	75.0	54.4	55.7	66.6	62.8	59.2	65.9	58.4	64.4	66.0	63.2	44.6
2. Somewhat acceptable	16.6	16.3	17.6	18.2	13.1	17.9	20.1	13.2	17.8	17.1	15.8	18.0	15.5	13.7	17.3	19.8
3. Acceptable	17.5	16.5	18.6	21.2	8.6	22.3	18.9	15.6	15.1	19.2	12.5	19.3	14.8	19.3	14.9	11.8
4. Desirable	4.8	7.3	2.6	5.1	3.4	5.4	5.3	4.5	4.4	4.5	5.7	4.3	5.3	1.0	4.7	23.8
<i>Item 6270 Subject C05, D04</i>	<i>N</i> 2485	1105	1231	1423	299	470	558	922	536	1933	368	1238	574	212	334	45
A10: Imagine you are married and have one or more pre-school children. Imagine also that the husband is working full-time and the wife does not have a job outside the home.																
How would you feel about each of these arrangements for the day-to-day care of the child(ren)?																
A10A: Wife does all child care																
1. Not at all acceptable	32.1	28.3	35.3	29.9	37.0	34.7	31.7	30.9	32.2	32.7	30.5	33.8	32.1	29.4	28.6	22.0
2. Somewhat acceptable	28.3	28.0	28.6	28.6	25.9	24.6	27.7	29.9	29.4	28.9	27.4	28.7	28.4	31.4	23.3	28.2
3. Acceptable	28.1	29.1	27.6	29.0	27.7	30.1	29.2	27.9	25.5	28.1	25.1	27.0	27.9	26.7	34.5	29.1
4. Desirable	11.6	14.6	8.5	12.5	9.4	10.7	11.4	11.4	12.9	10.2	16.9	10.5	11.6	12.5	13.6	20.6
<i>Item 6280 Subject D04</i>	<i>N</i> 2483	1103	1230	1418	302	469	557	921	537	1933	369	1235	577	211	334	44
A10B: Wife does most of it																
1. Not at all acceptable	13.4	10.3	15.3	9.1	21.4	11.8	9.8	16.8	12.8	11.8	20.3	12.8	15.0	8.3	12.8	4.6
2. Somewhat acceptable	30.9	30.2	31.4	29.4	31.5	29.0	32.0	30.2	32.6	30.7	32.5	31.5	31.9	29.2	29.0	28.8
3. Acceptable	42.8	43.5	42.8	45.8	35.3	44.4	44.9	40.3	43.4	43.5	38.1	42.8	39.8	49.0	44.3	62.2
4. Desirable	13.0	16.0	10.5	15.8	11.9	14.9	13.3	12.8	11.3	13.9	9.0	12.9	13.2	13.5	13.9	4.4
<i>Item 6290 Subject D04</i>	<i>N</i> 2483	1103	1230	1419	303	467	558	922	535	1934	369	1238	575	211	334	43

QUESTIONNAIRE FORM 2 2010	TOTAL	SEX		RACE		REGION				COLLEGE PLANS?		ILLICIT DRUG USE: LIFETIME				
		M	F	White	Black	NE	NC	S	W	Yes	No	None	Mari- juana Only	Few Pills	More Pills	Any Her- oin
<i>N (Weighted No. of Cases):</i>	2539	1122	1246	1442	306	486	563	948	542	1954	373	1259	580	215	340	45
<i>% of Weighted Total:</i>	100.0	44.2	49.1	56.8	12.1	19.1	22.2	37.3	21.4	77.0	14.7	49.6	22.8	8.4	13.4	1.8
A10C: Both do it equally																
1. Not at all acceptable	3.3	4.1	2.7	3.4	2.8	2.4	2.4	3.6	4.4	3.1	4.9	2.5	4.0	3.9	4.0	7.0
2. Somewhat acceptable	12.8	15.6	9.4	12.9	12.0	14.2	11.7	13.1	11.9	11.9	18.3	11.8	13.2	13.0	14.6	19.7
3. Acceptable	38.3	40.6	35.6	36.5	42.2	41.2	38.3	36.8	38.3	37.2	40.0	38.0	38.0	37.5	38.1	42.7
4. Desirable	45.6	39.7	52.3	47.2	43.0	42.2	47.6	46.4	45.4	47.9	36.8	47.7	44.9	45.6	43.2	30.6
<i>Item 6300 Subject D04</i>	<i>N</i>	<i>2482</i>	<i>1103</i>	<i>1229</i>	<i>1419</i>	<i>472</i>	<i>557</i>	<i>920</i>	<i>533</i>	<i>1932</i>	<i>367</i>	<i>1242</i>	<i>571</i>	<i>211</i>	<i>334</i>	<i>43</i>
A10D: Husband does most of it																
1. Not at all acceptable	40.4	36.4	43.5	36.9	44.1	44.4	33.1	42.9	40.2	39.3	41.6	39.2	41.9	42.0	39.1	42.1
2. Somewhat acceptable	42.9	45.0	42.0	47.5	38.5	39.9	48.9	41.7	41.6	43.5	43.2	44.0	46.0	36.4	42.5	30.1
3. Acceptable	14.8	17.1	12.6	14.1	15.4	13.6	15.5	13.5	17.2	15.4	12.9	15.0	10.3	20.9	16.1	25.7
4. Desirable	1.9	1.4	1.8	1.4	1.9	2.1	2.4	1.9	1.0	1.7	2.2	1.8	1.8	0.7	2.3	2.1
<i>Item 6310 Subject D04</i>	<i>N</i>	<i>2481</i>	<i>1103</i>	<i>1228</i>	<i>1419</i>	<i>469</i>	<i>558</i>	<i>920</i>	<i>534</i>	<i>1932</i>	<i>369</i>	<i>1237</i>	<i>575</i>	<i>211</i>	<i>334</i>	<i>43</i>
A10E: Husband does all of it																
1. Not at all acceptable	75.8	73.6	78.8	78.1	72.5	76.2	73.9	77.8	74.2	76.8	70.3	75.9	76.7	76.9	78.6	61.2
2. Somewhat acceptable	15.5	17.5	13.9	15.1	15.5	12.6	17.7	15.0	16.8	14.9	19.0	15.3	16.9	13.1	14.0	27.8
3. Acceptable	6.1	7.0	5.1	5.1	9.8	7.4	6.1	4.6	7.7	6.0	7.8	6.0	4.7	7.7	6.0	5.8
4. Desirable	2.5	2.0	2.3	1.8	2.1	3.8	2.3	2.7	1.3	2.2	3.0	2.8	1.7	2.2	1.5	5.3
<i>Item 6320 Subject D04</i>	<i>N</i>	<i>2482</i>	<i>1103</i>	<i>1229</i>	<i>1419</i>	<i>469</i>	<i>558</i>	<i>921</i>	<i>535</i>	<i>1933</i>	<i>369</i>	<i>1237</i>	<i>576</i>	<i>211</i>	<i>334</i>	<i>43</i>
The next section of this questionnaire is about government and public affairs.																
A11: Some people think about what's going on in government very often, and others are not that interested. How much of an interest do you take in government and current events?																
1. No interest at all	12.4	10.9	14.1	12.9	13.9	13.2	12.4	12.7	11.4	11.3	19.3	12.5	12.4	16.9	10.2	4.8
2. Very little interest	21.9	19.7	24.0	21.3	20.2	25.9	21.7	20.8	20.7	21.0	26.7	21.1	20.9	25.2	24.0	20.4
3. Some interest	42.7	41.7	43.6	42.6	46.6	41.2	43.5	42.6	43.5	44.2	37.6	43.7	47.6	33.0	39.3	33.7
4. A lot of interest	15.5	17.9	13.3	15.7	13.9	12.3	16.8	16.0	16.1	16.2	11.0	15.0	14.6	16.0	18.7	12.2
5. A very great interest	7.4	9.8	5.0	7.5	5.3	7.5	5.6	8.0	8.3	7.4	5.4	7.7	4.5	8.8	7.8	28.9
<i>Item 6330 Subject H01, Q08</i>	<i>N</i>	<i>2495</i>	<i>1116</i>	<i>1232</i>	<i>1430</i>	<i>475</i>	<i>559</i>	<i>922</i>	<i>539</i>	<i>1942</i>	<i>370</i>	<i>1245</i>	<i>577</i>	<i>212</i>	<i>336</i>	<i>45</i>
A12: Do you think some of the people running the government are crooked or dishonest?																
1. Most of them are crooked or dishonest	24.9	26.6	23.4	24.6	23.4	26.5	23.7	27.8	20.0	22.9	32.7	21.5	24.9	27.1	34.6	34.7
2. Quite a few are	36.7	37.3	36.3	37.4	30.3	37.0	33.9	34.0	44.1	38.1	33.4	36.5	36.4	44.2	37.5	26.8
3. Some are	35.8	33.1	38.7	35.9	42.4	34.5	39.6	35.1	34.2	37.0	29.6	38.7	36.6	28.1	27.5	32.7
4. Hardly any are	2.1	2.5	1.2	1.5	3.2	1.8	2.3	2.6	1.6	1.7	3.0	2.7	1.4	0.5	0.4	5.8
5. None at all are crooked or dishonest	0.4	0.5	0.4	0.5	0.8	0.2	0.6	0.6	0.1	0.2	1.3	0.5	0.6	-	-	-
<i>Item 6340 Subject H04, K01</i>	<i>N</i>	<i>2493</i>	<i>1117</i>	<i>1230</i>	<i>1429</i>	<i>473</i>	<i>558</i>	<i>923</i>	<i>539</i>	<i>1940</i>	<i>370</i>	<i>1245</i>	<i>576</i>	<i>212</i>	<i>336</i>	<i>45</i>
A13: Do you think the government wastes much of the money we pay in taxes?																
1. Nearly all tax money is wasted	14.0	14.5	14.0	13.6	16.3	12.2	11.2	15.7	15.6	11.9	23.7	11.2	14.6	16.3	20.6	10.9
2. A lot of tax money is wasted	48.9	49.4	48.9	50.0	39.5	52.8	50.6	46.6	47.7	50.2	43.8	50.3	49.1	48.1	47.5	55.4
3. Some tax money is wasted	31.5	30.1	32.3	31.8	33.3	28.7	32.6	32.3	31.2	32.5	25.9	33.2	29.8	32.4	26.9	27.0
4. A little tax money is wasted	4.6	5.1	4.3	4.2	8.6	4.7	4.3	4.7	4.8	4.9	4.2	4.3	6.1	3.3	4.7	3.6
5. No tax money is wasted	1.0	0.9	0.6	0.4	2.3	1.5	1.3	0.6	0.8	0.6	2.4	1.0	0.5	-	0.3	3.1
<i>Item 6350 Subject H04, K01</i>	<i>N</i>	<i>2485</i>	<i>1113</i>	<i>1228</i>	<i>1425</i>	<i>471</i>	<i>557</i>	<i>920</i>	<i>537</i>	<i>1936</i>	<i>370</i>	<i>1242</i>	<i>576</i>	<i>210</i>	<i>336</i>	<i>44</i>
A14: How much of the time do you think you can trust the government in Washington to do what is right?																
1. Almost always	2.3	2.0	2.6	1.5	4.2	2.3	2.1	2.2	2.7	1.8	5.5	2.3	1.9	2.1	0.9	2.2
2. Often	23.7	22.1	25.4	25.4	24.0	26.0	23.2	23.6	22.4	24.8	17.1	25.0	24.0	24.6	21.4	14.6
3. Sometimes	48.1	46.9	49.0	45.9	52.2	52.1	47.4	47.2	46.8	48.5	44.3	47.6	48.3	52.8	45.2	45.1
4. Seldom	20.8	22.8	19.3	21.9	15.0	16.4	22.3	21.5	21.9	20.4	24.4	20.7	21.5	16.2	23.8	28.4
5. Never	5.1	6.2	3.7	5.3	4.6	3.2	5.0	5.6	6.2	4.5	8.7	4.4	4.3	4.3	8.6	9.7
<i>Item 6360 Subject H04, K01</i>	<i>N</i>	<i>2486</i>	<i>1114</i>	<i>1228</i>	<i>1424</i>	<i>472</i>	<i>556</i>	<i>921</i>	<i>538</i>	<i>1936</i>	<i>370</i>	<i>1242</i>	<i>575</i>	<i>212</i>	<i>335</i>	<i>45</i>

DESCRIPTIVE RESULTS: 2010

111

QUESTIONNAIRE FORM 2 2010	TOTAL	SEX		RACE		REGION				COLLEGE PLANS?		ILLICIT DRUG USE: LIFETIME				
		M	F	White	Black	NE	NC	S	W	Yes	No	None	Mari- juana Only	Few Pills	More Pills	Any Her- oin
<i>N (Weighted No. of Cases):</i> <i>% of Weighted Total:</i>	2539 100.0	1122 44.2	1246 49.1	1442 56.8	306 12.1	486 19.1	563 22.2	948 37.3	542 21.4	1954 77.0	373 14.7	1259 49.6	580 22.8	215 8.4	340 13.4	45 1.8
A15: Do you feel that the people running the government are smart people who usually know what they are doing?																
1. They almost always know what they are doing	6.8	7.5	6.4	5.9	9.3	6.2	5.4	8.2	6.5	6.3	7.6	5.8	6.0	8.0	10.9	3.7
2. They usually know what they are doing	39.0	38.2	40.0	41.3	37.2	39.0	43.6	35.1	40.8	39.8	36.0	41.5	37.7	47.2	31.9	26.3
3. They sometimes know what they are doing	39.4	37.1	41.5	38.3	41.1	41.4	38.0	39.7	38.3	39.8	39.4	38.9	42.2	31.2	38.7	39.6
4. They seldom know what they are doing	11.3	13.6	9.1	11.4	7.8	9.8	10.0	13.3	10.7	10.9	12.1	11.2	10.9	10.1	12.6	25.2
5. They never know what they are doing	3.5	3.7	3.0	3.2	4.6	3.6	3.0	3.7	3.8	3.1	4.8	2.6	3.2	3.5	6.0	5.1
<i>Item 6370 Subject H04, K01</i>	<i>N 2484</i>	<i>1113</i>	<i>1227</i>	<i>1424</i>	<i>303</i>	<i>470</i>	<i>556</i>	<i>920</i>	<i>538</i>	<i>1937</i>	<i>369</i>	<i>1244</i>	<i>575</i>	<i>212</i>	<i>333</i>	<i>45</i>
A16: Would you say the government is pretty much run for a few big interests looking out for themselves, or is it run for the benefit of all the people?																
1. Nearly always run for a few big interests	15.5	17.3	13.7	16.0	12.4	13.7	14.9	17.0	15.2	14.5	20.6	15.0	14.1	13.3	19.5	21.0
2. Usually run for a few big interests	29.0	29.7	28.5	30.8	22.5	30.7	31.3	25.7	30.9	30.2	24.2	27.6	29.7	29.2	34.5	32.1
3. Run some for the big interests, some for the people	45.1	41.6	47.9	42.9	51.9	43.9	42.3	47.7	44.6	44.8	45.6	46.0	47.7	49.2	36.7	28.5
4. Usually run for the benefit of all the people	8.8	9.7	8.6	8.8	10.7	9.6	10.2	8.0	8.0	9.2	6.9	10.3	6.7	7.0	6.6	18.5
5. Nearly always run for the benefit of all the people	1.6	1.7	1.3	1.6	2.5	2.1	1.3	1.6	1.3	1.4	2.6	1.1	1.8	1.3	2.6	-
<i>Item 6380 Subject H04, K01</i>	<i>N 2474</i>	<i>1109</i>	<i>1222</i>	<i>1417</i>	<i>302</i>	<i>469</i>	<i>557</i>	<i>915</i>	<i>534</i>	<i>1927</i>	<i>369</i>	<i>1240</i>	<i>573</i>	<i>212</i>	<i>330</i>	<i>45</i>
A17: Have you ever done, or do you plan to do, the following things?																
A17A: Vote in a public election																
1. I probably won't do this	6.8	6.9	6.0	5.3	11.0	6.8	6.0	6.7	7.7	5.7	11.1	5.7	5.3	7.9	8.1	18.6
2. Don't know	10.6	12.4	8.5	9.0	10.8	10.0	5.8	13.2	11.7	8.1	21.0	10.2	10.8	10.6	9.4	11.5
3. I probably will do this	78.8	76.4	82.7	81.6	74.0	79.6	83.6	76.1	77.8	82.4	65.6	80.3	80.3	77.3	78.7	69.9
4. I have already done this	3.8	4.3	2.8	4.1	4.2	3.6	4.5	4.0	2.8	3.8	2.4	3.7	3.6	4.2	3.7	-
<i>Item 6390 Subject H05, I02</i>	<i>N 2486</i>	<i>1108</i>	<i>1232</i>	<i>1425</i>	<i>303</i>	<i>471</i>	<i>558</i>	<i>921</i>	<i>536</i>	<i>1937</i>	<i>369</i>	<i>1243</i>	<i>577</i>	<i>212</i>	<i>335</i>	<i>45</i>
A17B: Write to public officials																
1. I probably won't do this	39.9	39.7	40.8	38.7	46.4	39.3	40.2	40.5	39.2	37.1	52.2	36.0	42.7	44.3	46.2	43.3
2. Don't know	39.3	38.0	40.0	39.3	39.7	39.6	40.1	37.5	41.2	40.1	34.6	42.3	39.5	31.7	33.9	28.0
3. I probably will do this	12.6	13.4	11.5	11.4	10.0	9.8	10.1	15.5	12.5	13.3	10.9	12.9	11.4	13.3	11.6	19.9
4. I have already done this	8.2	8.9	7.6	10.6	3.9	11.3	9.6	6.5	7.1	9.5	2.2	8.8	6.4	10.7	8.2	8.8
<i>Item 6400 Subject H05, I02</i>	<i>N 2486</i>	<i>1109</i>	<i>1232</i>	<i>1425</i>	<i>304</i>	<i>471</i>	<i>558</i>	<i>921</i>	<i>536</i>	<i>1935</i>	<i>370</i>	<i>1245</i>	<i>577</i>	<i>211</i>	<i>334</i>	<i>45</i>
A17C: Give money to a political candidate or cause																
1. I probably won't do this	47.8	53.1	43.3	48.2	43.1	49.2	47.0	47.1	48.5	45.3	57.0	44.0	51.4	51.2	51.9	59.2
2. Don't know	36.9	33.2	40.7	36.9	41.3	34.1	37.1	38.1	37.2	39.1	29.7	40.5	34.9	29.9	35.0	22.8
3. I probably will do this	12.2	11.3	12.8	11.5	12.1	13.6	12.3	11.7	11.9	12.5	11.5	12.6	11.3	14.2	9.8	15.4
4. I have already done this	3.1	2.4	3.2	3.3	3.5	3.0	3.6	3.1	2.5	3.1	1.8	2.9	2.4	4.7	3.4	2.6
<i>Item 6410 Subject H05, I02</i>	<i>N 2488</i>	<i>1110</i>	<i>1232</i>	<i>1425</i>	<i>304</i>	<i>473</i>	<i>558</i>	<i>921</i>	<i>536</i>	<i>1936</i>	<i>370</i>	<i>1246</i>	<i>577</i>	<i>212</i>	<i>334</i>	<i>45</i>
A17D: Work in a political campaign																
1. I probably won't do this	62.8	60.7	64.7	65.3	56.5	61.7	64.1	62.4	63.0	61.9	68.3	61.3	64.0	70.1	63.2	64.4
2. Don't know	27.6	30.0	25.7	26.8	30.5	28.5	25.1	29.1	26.6	28.5	22.3	29.3	26.8	19.3	27.1	26.0
3. I probably will do this	7.1	7.0	7.0	5.7	8.6	6.7	6.5	6.7	8.6	6.9	6.6	7.2	6.4	7.8	7.4	8.7
4. I have already done this	2.6	2.3	2.7	2.2	4.4	3.1	4.3	1.8	1.7	2.6	2.8	2.2	2.8	2.8	2.3	1.0
<i>Item 6420 Subject H05, I02</i>	<i>N 2483</i>	<i>1107</i>	<i>1231</i>	<i>1423</i>	<i>302</i>	<i>473</i>	<i>557</i>	<i>918</i>	<i>536</i>	<i>1932</i>	<i>370</i>	<i>1245</i>	<i>575</i>	<i>212</i>	<i>332</i>	<i>45</i>
A17E: Participate in a lawful demonstration																
1. I probably won't do this	46.7	46.9	46.8	46.2	47.1	47.3	45.6	46.9	47.0	45.3	54.2	44.9	48.1	53.7	45.7	51.8
2. Don't know	37.2	36.7	37.9	38.9	36.0	38.7	35.0	37.9	37.1	38.1	32.3	39.9	37.1	30.6	35.4	17.9
3. I probably will do this	13.3	13.7	12.7	11.7	15.2	11.9	14.9	12.9	13.5	13.9	11.3	13.1	12.7	12.1	15.7	17.3
4. I have already done this	2.7	2.6	2.6	3.2	1.7	2.0	4.5	2.2	2.4	2.8	2.2	2.2	2.1	3.6	3.2	13.0
<i>Item 6430 Subject H05, I02</i>	<i>N 2480</i>	<i>1109</i>	<i>1230</i>	<i>1423</i>	<i>304</i>	<i>467</i>	<i>558</i>	<i>919</i>	<i>536</i>	<i>1935</i>	<i>369</i>	<i>1243</i>	<i>577</i>	<i>211</i>	<i>334</i>	<i>45</i>

QUESTIONNAIRE FORM 2 2010	TOTAL	SEX		RACE		REGION				COLLEGE PLANS?		ILLICIT DRUG USE: LIFETIME				
		M	F	White	Black	NE	NC	S	W	Yes	No	None	Mari- juana Only	Few Pills	More Pills	Any Her- oin
<i>N (Weighted No. of Cases):</i>	2539	1122	1246	1442	306	486	563	948	542	1954	373	1259	580	215	340	45
<i>% of Weighted Total:</i>	100.0	44.2	49.1	56.8	12.1	19.1	22.2	37.3	21.4	77.0	14.7	49.6	22.8	8.4	13.4	1.8
A17F: Boycott certain products or stores																
1. I probably won't do this	40.9	41.7	40.1	42.1	44.8	37.4	42.4	43.1	38.5	39.5	48.4	41.3	42.7	40.2	35.4	50.7
2. Don't know	37.4	36.3	39.0	36.8	37.7	40.8	35.2	37.6	36.3	38.3	33.2	37.9	38.1	30.9	39.0	28.8
3. I probably will do this	15.4	15.6	14.8	14.5	12.5	14.3	15.4	13.1	20.1	15.4	15.4	14.6	13.8	18.3	19.1	16.2
4. I have already done this	6.4	6.4	6.0	6.5	5.0	7.5	7.0	6.1	5.2	6.8	3.0	6.1	5.3	10.5	6.5	4.3
<i>Item 6440 Subject H05, I02</i>	<i>N</i> 2485	1109	1232	1425	304	470	558	920	536	1935	369	1245	577	211	334	44
A18: How much do you agree or disagree with each of the following statements?																
A18A: The U.S. should begin a gradual program of disarming whether other countries do or not																
1. Disagree	28.1	39.2	18.1	32.6	22.1	27.0	32.2	27.0	26.5	27.5	31.6	28.9	23.9	30.3	31.9	34.2
2. Mostly disagree	14.5	14.5	14.3	16.1	9.5	12.5	16.6	12.8	16.9	15.7	11.0	15.1	14.2	13.9	12.2	20.5
3. Neither	41.0	32.1	49.0	36.1	51.1	42.9	36.0	42.0	42.8	40.8	40.9	40.3	45.6	39.2	36.3	33.9
4. Mostly agree	11.8	9.7	13.6	10.6	12.3	12.0	12.2	12.5	9.9	11.5	11.3	11.9	10.4	13.7	13.1	6.7
5. Agree	4.7	4.6	5.1	4.6	4.9	5.6	3.1	5.7	3.9	4.5	5.3	3.8	5.9	2.8	6.5	4.6
<i>Item 6450 Subject H02, L03</i>	<i>N</i> 2443	1103	1203	1405	297	453	551	906	532	1906	366	1224	567	210	332	43
A18B: There may be times when the U.S. should go to war to protect the rights of other countries																
1. Disagree	13.9	12.9	13.8	12.3	15.8	13.8	12.9	15.5	12.1	12.8	14.3	12.9	16.4	9.6	14.6	20.2
2. Mostly disagree	15.6	16.7	15.3	16.9	12.5	22.4	15.4	12.0	15.8	16.5	14.1	14.4	18.4	12.7	17.1	19.0
3. Neither	24.3	22.0	25.9	21.4	27.8	25.8	23.6	24.1	23.9	23.8	26.7	23.1	25.1	19.6	25.4	24.5
4. Mostly agree	31.7	30.9	32.5	33.2	28.6	25.1	36.2	31.6	32.8	32.4	29.0	33.4	27.4	39.5	30.9	25.5
5. Agree	14.6	17.5	12.5	16.1	15.2	12.9	11.9	16.7	15.4	14.6	15.9	16.2	12.6	18.6	12.0	10.9
<i>Item 5690 Subject H02, L03</i>	<i>N</i> 2473	1110	1223	1419	303	465	556	917	535	1928	369	1241	575	211	333	44
A18C: The U.S. should be willing to go to war to protect its own economic interests																
1. Disagree	10.1	9.1	10.9	8.7	13.4	9.3	10.5	10.7	9.5	9.8	10.9	11.7	8.7	8.0	8.0	14.0
2. Mostly disagree	12.0	12.7	11.4	11.5	7.9	14.7	11.4	9.6	14.4	12.6	8.3	11.1	11.4	13.7	14.5	23.4
3. Neither	29.5	26.5	32.0	27.2	31.7	27.1	31.6	29.7	29.1	28.7	32.8	30.2	28.7	28.5	26.9	24.8
4. Mostly agree	27.5	27.8	27.4	30.2	26.2	26.5	28.0	27.9	27.1	27.7	28.4	28.2	30.3	25.4	22.5	13.8
5. Agree	20.9	24.0	18.2	22.4	20.8	22.3	18.5	22.2	19.9	21.2	19.5	18.7	20.9	24.3	28.1	23.9
<i>Item 6460 Subject H02, L03</i>	<i>N</i> 2471	1108	1222	1418	303	465	555	916	535	1925	369	1239	574	211	332	44
A18D: The only good reason for the U.S. to go to war is to defend against an attack on our own country																
1. Disagree	6.2	7.6	5.0	5.1	11.3	3.9	5.3	8.0	5.8	5.8	7.6	5.9	5.8	3.7	7.1	12.8
2. Mostly disagree	11.5	15.1	8.8	13.6	8.5	9.6	14.9	11.0	10.6	11.9	10.5	10.5	12.2	13.2	13.1	25.8
3. Neither	18.7	16.6	20.5	17.8	21.4	19.1	19.1	18.8	17.9	17.5	23.6	19.8	17.4	19.8	14.9	11.4
4. Mostly agree	31.8	29.1	34.4	34.9	23.4	32.9	34.1	30.2	31.0	33.2	28.3	33.4	31.3	30.0	30.8	17.5
5. Agree	31.8	31.6	31.3	28.6	35.4	34.5	26.6	31.9	34.6	31.6	30.0	30.4	33.3	33.3	34.0	32.5
<i>Item 6470 Subject H02, L03</i>	<i>N</i> 2468	1107	1221	1416	303	462	555	916	535	1925	369	1237	575	210	333	44
A18E: The U.S. does not need to have greater military power than Russia																
1. Disagree	27.8	35.8	20.5	28.3	30.2	25.0	24.9	32.9	24.6	26.3	35.8	26.0	29.4	28.2	31.0	38.3
2. Mostly disagree	18.9	20.3	16.4	20.0	18.6	20.8	20.2	17.9	17.8	18.3	16.8	17.8	19.6	21.4	19.0	20.9
3. Neither	35.2	26.0	44.3	33.3	38.1	34.7	35.8	35.2	35.1	36.3	34.6	35.7	37.5	32.9	33.0	14.3
4. Mostly agree	11.2	9.6	13.0	11.4	7.9	11.8	12.0	8.7	14.0	12.3	7.1	14.0	7.6	9.2	8.2	9.7
5. Agree	6.9	8.3	5.8	7.0	5.2	7.7	7.2	5.3	8.6	6.9	5.7	6.5	5.9	8.4	8.8	16.8
<i>Item 6480 Subject H02, L03</i>	<i>N</i> 2453	1106	1210	1405	302	461	553	906	533	1913	365	1234	569	210	327	44
A18F: The U.S. ought to have much more military power than any other nation in the world																
1. Disagree	9.3	8.2	9.9	9.2	9.9	9.3	9.4	8.8	10.0	9.4	8.6	9.3	8.0	13.5	8.4	13.4
2. Mostly disagree	10.8	9.3	12.1	10.7	9.7	10.8	11.2	8.6	13.9	11.7	7.9	11.3	8.8	10.5	11.4	20.2
3. Neither	36.9	31.0	42.5	35.6	34.7	38.7	38.6	33.3	39.6	36.9	38.3	38.2	38.3	33.7	33.1	23.0
4. Mostly agree	17.9	17.3	18.2	17.7	16.1	18.2	17.8	19.2	15.7	18.4	14.6	17.9	20.8	14.2	15.5	21.4
5. Agree	25.1	34.2	17.2	26.9	29.6	23.0	23.0	30.1	20.8	23.6	30.6	23.4	24.1	28.1	31.6	22.0
<i>Item 6490 Subject H02, L03</i>	<i>N</i> 2457	1104	1216	1411	299	461	552	908	535	1917	365	1235	573	209	327	44

QUESTIONNAIRE FORM 2 2010	TOTAL	SEX		RACE		REGION				COLLEGE PLANS?		ILLICIT DRUG USE: LIFETIME				
		M	F	White	Black	NE	NC	S	W	Yes	No	None	Mari- juana Only	Few Pills	More Pills	Any Her- oin
<i>N (Weighted No. of Cases):</i>	2539	1122	1246	1442	306	486	563	948	542	1954	373	1259	580	215	340	45
<i>% of Weighted Total:</i>	100.0	44.2	49.1	56.8	12.1	19.1	22.2	37.3	21.4	77.0	14.7	49.6	22.8	8.4	13.4	1.8
A18G: Our present foreign policy is based on our own narrow economic and power interests																
1. Disagree	4.7	5.3	3.8	4.1	7.3	4.1	5.0	5.2	4.0	4.0	6.8	5.0	4.3	2.4	4.8	3.4
2. Mostly disagree	6.7	8.1	5.6	8.0	5.1	7.2	8.7	6.1	5.2	7.1	5.7	7.0	5.4	7.8	6.3	12.1
3. Neither	53.3	49.0	57.8	53.6	57.5	56.8	53.3	54.3	48.4	53.2	54.9	51.9	56.8	56.0	50.7	43.7
4. Mostly agree	24.7	23.8	24.6	24.6	20.7	21.9	24.9	22.1	31.2	24.8	22.4	25.6	23.7	23.8	23.9	27.8
5. Agree	10.7	13.9	8.2	9.7	9.4	9.8	8.2	12.3	11.2	10.9	10.1	10.5	9.8	10.0	14.3	13.1
<i>Item 6500 Subject H02, L03</i>	<i>N</i> 2449	1104	1209	1400	302	459	552	906	533	1910	369	1227	572	208	330	44
A19: This section deals with activities which may be against the rules or against the law. We hope you will answer all of these questions. However, if you find a question which you cannot answer honestly, we would prefer that you leave it blank. Remember, your answers will never be connected with your name.																
During the LAST 12 MONTHS, how often have you . . .																
A19A: Argued or had a fight with either of your parents (NOTE: This question was omitted in the questionnaires administered in California, beginning in 1997, due to state requirements.)																
1. Not at all	13.1	16.5	9.6	9.2	25.3	7.9	11.2	16.5	14.1	11.8	15.8	15.9	11.4	8.9	7.4	11.9
2. Once	10.9	12.3	9.1	10.1	13.9	9.1	11.6	10.5	13.4	11.0	11.3	13.9	7.8	10.0	5.3	4.2
3. Twice	16.5	16.9	16.3	17.2	17.0	15.3	15.9	18.4	13.8	15.5	19.9	18.4	15.3	16.7	12.5	7.3
4. 3 or 4 times	23.1	22.1	24.3	25.4	17.1	23.0	25.0	21.9	23.4	24.7	18.7	22.7	25.0	25.8	22.6	6.7
5. 5 or more times	36.5	32.1	40.7	38.2	26.7	44.7	36.3	32.7	35.3	37.0	34.3	29.1	40.5	38.7	52.2	69.9
<i>Item 6520 Subject M03, S01</i>	<i>N</i> 2255	1012	1114	1378	293	471	558	923	303	1751	337	1146	509	190	309	40
A19B: Hit an instructor or supervisor																
1. Not at all	96.7	96.1	97.9	98.2	93.2	97.7	95.9	95.8	98.1	97.9	91.6	98.3	97.3	96.2	95.5	67.8
2. Once	1.3	1.4	1.1	1.0	3.4	1.0	1.1	1.6	1.3	1.0	2.7	1.0	0.9	1.7	1.7	8.3
3. Twice	0.6	0.6	0.3	0.2	1.1	0.4	1.2	0.6	0.1	0.3	1.7	0.3	0.7	-	1.0	3.1
4. 3 or 4 times	0.6	0.6	0.3	0.5	1.0	0.3	1.1	0.8	0.1	0.5	1.1	0.2	0.7	1.5	0.3	5.2
5. 5 or more times	0.8	1.3	0.4	0.1	1.4	0.6	0.7	1.2	0.4	0.2	2.8	0.2	0.4	0.6	1.5	15.6
<i>Item 6530 Subject M02, S01</i>	<i>N</i> 2490	1113	1237	1431	304	471	559	925	534	1939	373	1254	578	215	338	44
A19C: Gotten into a serious fight in school or at work																
1. Not at all	87.9	85.4	90.7	92.0	80.3	89.4	87.9	86.9	88.5	90.4	77.8	91.9	88.0	87.7	79.8	54.7
2. Once	6.3	6.9	5.7	4.5	9.8	5.7	7.3	6.7	5.2	5.1	12.5	5.0	6.0	8.9	9.3	6.7
3. Twice	2.8	3.6	1.9	1.7	4.1	1.5	2.9	2.9	3.9	2.5	4.7	1.7	2.9	2.3	6.0	10.8
4. 3 or 4 times	1.3	1.6	0.9	0.7	3.2	1.7	1.1	1.4	1.0	1.1	1.8	0.8	1.9	0.5	1.7	5.1
5. 5 or more times	1.6	2.5	0.8	1.2	2.6	1.7	0.9	2.2	1.5	0.8	3.2	0.5	1.2	0.6	3.2	22.8
<i>Item 6540 Subject B07, C01, S01</i>	<i>N</i> 2490	1112	1237	1430	304	472	560	925	534	1938	372	1253	579	215	336	45
A19D: Taken part in a fight where a group of your friends were against another group																
1. Not at all	81.7	78.2	85.4	84.6	73.6	78.5	79.1	82.3	86.3	83.2	78.5	89.1	77.4	84.5	66.8	47.2
2. Once	10.4	12.0	9.0	9.0	15.8	12.9	12.4	9.4	7.9	10.1	11.4	6.8	12.8	10.8	18.5	9.8
3. Twice	3.4	3.7	3.3	3.3	3.9	4.3	4.1	2.7	3.2	3.2	3.4	2.3	3.7	2.4	7.3	10.1
4. 3 or 4 times	2.2	3.1	1.3	1.7	3.3	2.0	2.9	2.8	0.7	1.8	3.7	1.3	2.6	1.5	4.5	7.1
5. 5 or more times	2.2	3.1	1.0	1.4	3.4	2.1	1.5	2.7	1.9	1.6	3.0	0.5	3.5	0.9	2.8	25.9
<i>Item 6550 Subject S01</i>	<i>N</i> 2488	1114	1233	1431	302	471	560	923	534	1936	373	1252	578	215	336	45
A19E: Hurt someone badly enough to need bandages or a doctor																
1. Not at all	87.1	78.7	95.7	89.0	80.5	90.0	86.8	85.0	88.5	89.7	78.3	92.1	85.3	91.1	78.5	39.8
2. Once	6.7	10.9	2.4	6.1	8.2	5.6	6.6	7.2	6.8	5.7	10.6	5.0	7.7	4.8	10.0	22.0
3. Twice	3.2	5.3	0.9	2.7	4.5	2.2	3.5	3.6	3.1	2.5	5.4	1.2	3.1	2.5	7.5	18.5
4. 3 or 4 times	1.3	2.1	0.4	1.2	2.5	0.7	1.9	1.4	0.8	1.1	1.8	1.0	1.5	0.7	2.3	-
5. 5 or more times	1.8	3.0	0.5	0.8	4.3	1.5	1.2	2.8	0.8	1.1	3.9	0.6	2.4	0.8	1.6	19.7
<i>Item 6560 Subject S01</i>	<i>N</i> 2486	1110	1235	1431	300	470	560	921	535	1935	373	1253	578	215	333	45

QUESTIONNAIRE FORM 2 2010	TOTAL	SEX		RACE		REGION				COLLEGE PLANS?		ILLCIT DRUG USE: LIFETIME				
		M	F	White	Black	NE	NC	S	W	Yes	No	None	Mari- juana Only	Few Pills	More Pills	Any Her- oin
<i>N (Weighted No. of Cases):</i>	2539	1122	1246	1442	306	486	563	948	542	1954	373	1259	580	215	340	45
<i>% of Weighted Total:</i>	100.0	44.2	49.1	56.8	12.1	19.1	22.2	37.3	21.4	77.0	14.7	49.6	22.8	8.4	13.4	1.8
A19F: Used a knife or gun or some other thing (like a club) to get something from a person																
1. Not at all	96.6	95.2	98.4	98.3	92.9	97.6	96.3	95.4	98.1	97.7	93.0	98.9	95.4	98.3	95.0	71.2
2. Once	1.6	2.1	0.9	1.2	3.1	0.9	1.5	2.4	0.8	1.4	2.1	0.8	1.8	1.3	2.8	3.7
3. Twice	0.7	1.2	0.3	0.3	1.8	0.8	0.8	0.8	0.6	0.6	1.6	0.1	1.5	-	1.4	7.7
4. 3 or 4 times	0.2	0.1	*	*	-	0.1	0.6	0.1	-	*	0.8	-	0.2	0.4	-	-
5. 5 or more times	0.9	1.5	0.4	0.2	2.2	0.6	0.9	1.3	0.4	0.3	2.5	0.2	1.0	-	0.8	17.4
<i>Item 6570 Subject S01</i>	<i>N 2490</i>	<i>1113</i>	<i>1236</i>	<i>1431</i>	<i>304</i>	<i>471</i>	<i>560</i>	<i>924</i>	<i>535</i>	<i>1939</i>	<i>372</i>	<i>1254</i>	<i>578</i>	<i>215</i>	<i>336</i>	<i>45</i>
A19G: Taken something not belonging to you worth under \$50																
1. Not at all	72.4	65.6	78.6	73.8	72.7	70.2	71.0	73.5	73.8	73.5	68.4	82.9	68.9	61.4	52.1	30.6
2. Once	12.1	14.0	10.5	9.8	11.7	11.6	11.6	12.5	12.6	12.0	12.3	8.9	14.4	18.2	16.5	9.8
3. Twice	6.7	9.1	4.5	7.8	5.9	7.9	7.8	6.0	5.8	6.7	8.0	4.7	6.5	10.8	11.8	13.0
4. 3 or 4 times	3.7	4.9	2.6	4.2	2.9	4.6	4.5	2.9	3.7	3.6	4.2	1.6	5.4	5.2	7.3	10.4
5. 5 or more times	5.0	6.3	3.9	4.4	6.9	5.6	5.0	5.2	4.1	4.3	7.1	1.9	4.8	4.5	12.3	36.1
<i>Item 6580 Subject S01</i>	<i>N 2485</i>	<i>1110</i>	<i>1234</i>	<i>1428</i>	<i>304</i>	<i>472</i>	<i>558</i>	<i>921</i>	<i>534</i>	<i>1934</i>	<i>373</i>	<i>1252</i>	<i>576</i>	<i>215</i>	<i>338</i>	<i>45</i>
A19H: Taken something not belonging to you worth over \$50																
1. Not at all	89.4	85.7	92.8	91.8	84.2	90.3	90.7	88.6	88.5	91.1	83.3	96.1	86.8	87.5	75.7	53.9
2. Once	5.5	7.5	3.9	5.0	6.5	4.7	4.5	6.5	5.6	4.9	7.5	2.4	7.2	9.3	12.9	2.2
3. Twice	1.8	2.1	1.6	1.6	2.1	2.6	2.4	0.8	2.3	1.5	2.8	0.8	2.1	0.4	5.2	5.0
4. 3 or 4 times	1.2	1.0	1.2	0.6	2.0	0.4	0.9	1.2	2.2	1.4	0.8	0.3	1.4	2.4	3.3	4.8
5. 5 or more times	2.1	3.6	0.6	1.0	5.2	2.0	1.5	2.9	1.4	1.1	5.6	0.5	2.5	0.5	2.9	34.1
<i>Item 6590 Subject S01</i>	<i>N 2488</i>	<i>1113</i>	<i>1236</i>	<i>1431</i>	<i>303</i>	<i>471</i>	<i>559</i>	<i>923</i>	<i>535</i>	<i>1940</i>	<i>371</i>	<i>1254</i>	<i>578</i>	<i>215</i>	<i>337</i>	<i>45</i>
A19I: Taken something from a store without paying for it																
1. Not at all	73.2	69.1	76.7	76.4	67.9	73.2	72.7	73.4	73.6	75.4	65.2	86.4	64.0	62.0	52.7	39.0
2. Once	11.1	11.5	10.6	8.8	11.6	11.4	11.8	11.3	9.9	10.4	13.6	7.4	16.3	14.7	13.5	6.8
3. Twice	5.0	6.1	4.0	5.4	6.2	6.5	5.0	4.4	4.8	4.9	5.8	2.6	7.3	8.1	7.6	5.8
4. 3 or 4 times	4.9	6.4	3.8	4.6	6.1	4.6	4.0	4.8	6.0	4.3	7.1	2.0	6.6	9.3	9.3	9.3
5. 5 or more times	5.7	6.9	4.9	4.9	8.2	4.3	6.5	6.0	5.7	4.9	8.4	1.6	5.7	5.7	17.0	39.1
<i>Item 6600 Subject S01</i>	<i>N 2489</i>	<i>1113</i>	<i>1235</i>	<i>1431</i>	<i>304</i>	<i>471</i>	<i>559</i>	<i>923</i>	<i>535</i>	<i>1939</i>	<i>372</i>	<i>1254</i>	<i>578</i>	<i>215</i>	<i>338</i>	<i>45</i>
A19J: Taken a car that didn't belong to someone in your family without permission of the owner																
1. Not at all	95.3	93.1	97.5	96.9	93.5	97.3	93.5	95.1	95.7	96.8	89.0	97.9	95.8	95.6	90.7	59.8
2. Once	1.9	2.9	0.9	1.5	1.8	0.7	3.0	1.8	1.8	1.3	4.7	1.3	1.5	1.5	4.4	2.0
3. Twice	1.4	1.7	0.9	1.0	1.2	1.3	1.7	0.9	1.8	1.2	2.1	0.7	1.2	1.5	2.8	8.6
4. 3 or 4 times	0.7	0.7	0.4	0.5	1.2	0.6	1.0	0.8	0.2	0.4	1.9	0.1	0.7	1.0	1.0	9.8
5. 5 or more times	0.8	1.6	0.3	0.2	2.2	0.2	0.9	1.4	0.4	0.3	2.4	-	0.8	0.4	1.2	19.7
<i>Item 6610 Subject S01</i>	<i>N 2490</i>	<i>1112</i>	<i>1236</i>	<i>1431</i>	<i>304</i>	<i>472</i>	<i>560</i>	<i>922</i>	<i>535</i>	<i>1939</i>	<i>373</i>	<i>1253</i>	<i>579</i>	<i>215</i>	<i>338</i>	<i>45</i>
A19K: Taken part of a car without permission of the owner																
1. Not at all	95.4	93.2	97.7	97.6	92.3	96.6	95.5	94.8	95.0	96.7	89.9	97.8	94.4	95.2	93.6	65.5
2. Once	2.0	2.9	1.0	1.6	1.5	1.7	2.0	1.7	2.9	1.7	3.5	1.2	2.4	1.8	3.2	8.0
3. Twice	1.5	2.1	0.7	0.6	3.7	1.2	1.3	1.4	1.9	1.0	3.4	0.8	2.1	2.8	0.8	9.2
4. 3 or 4 times	0.2	0.1	0.2	0.1	0.4	0.2	0.2	0.3	-	0.1	0.5	0.1	0.1	-	0.5	-
5. 5 or more times	1.0	1.7	0.4	0.1	2.2	0.2	1.0	1.8	0.3	0.5	2.7	0.1	0.9	0.3	1.9	17.4
<i>Item 6620 Subject S01</i>	<i>N 2484</i>	<i>1112</i>	<i>1232</i>	<i>1427</i>	<i>302</i>	<i>470</i>	<i>557</i>	<i>922</i>	<i>535</i>	<i>1936</i>	<i>372</i>	<i>1253</i>	<i>576</i>	<i>213</i>	<i>338</i>	<i>44</i>
A19L: Gone into some house or building when you weren't supposed to be there																
1. Not at all	75.5	70.0	80.9	75.3	74.9	75.4	75.0	74.6	77.8	76.4	71.6	85.1	72.8	69.1	57.7	35.7
2. Once	11.4	13.3	9.7	12.3	9.5	12.2	12.1	10.3	11.7	11.1	14.2	8.5	13.0	15.4	14.1	16.6
3. Twice	6.8	8.5	4.9	7.4	6.7	6.9	6.6	7.3	6.1	6.8	6.1	3.1	7.6	11.0	14.3	18.2
4. 3 or 4 times	3.0	3.9	1.9	2.9	1.8	2.5	3.7	3.3	2.2	3.1	2.7	2.2	3.5	1.1	5.3	8.2
5. 5 or more times	3.3	4.3	2.5	2.1	7.2	3.0	2.6	4.5	2.2	2.6	5.3	1.2	3.2	3.4	8.6	21.2
<i>Item 6630 Subject S01</i>	<i>N 2487</i>	<i>1112</i>	<i>1235</i>	<i>1430</i>	<i>304</i>	<i>469</i>	<i>560</i>	<i>923</i>	<i>535</i>	<i>1939</i>	<i>373</i>	<i>1253</i>	<i>578</i>	<i>215</i>	<i>338</i>	<i>45</i>

*= \leq .05 percent.

DESCRIPTIVE RESULTS: 2010

115

QUESTIONNAIRE FORM 2 2010	TOTAL	SEX		RACE		REGION				COLLEGE PLANS?		ILLICIT DRUG USE: LIFETIME					
		M	F	White	Black	NE	NC	S	W	Yes	No	None	Mari- juana Only	Few Pills	More Pills	Any Her- oin	
<i>N (Weighted No. of Cases):</i>	2539	1122	1246	1442	306	486	563	948	542	1954	373	1259	580	215	340	45	
<i>% of Weighted Total:</i>	100.0	44.2	49.1	56.8	12.1	19.1	22.2	37.3	21.4	77.0	14.7	49.6	22.8	8.4	13.4	1.8	
A19M: Set fire to someone's property on purpose																	
1. Not at all	97.0	96.2	98.1	98.1	94.5	98.5	96.8	95.8	97.8	98.1	92.4	99.5	96.9	96.3	94.3	64.4	
2. Once	1.6	2.0	1.2	1.3	2.3	0.5	1.8	2.5	1.1	1.3	3.7	0.3	1.5	2.9	4.2	15.1	
3. Twice	0.4	0.4	0.2	0.4	0.9	0.4	0.3	0.4	0.4	0.3	0.7	*	0.9	-	0.7	2.0	
4. 3 or 4 times	0.3	0.3	0.1	-	0.9	0.3	0.5	0.1	0.1	*	0.9	0.1	0.3	-	-	2.0	
5. 5 or more times	0.7	1.2	0.4	0.1	1.4	0.3	0.6	1.2	0.5	0.2	2.3	*	0.3	0.8	0.8	16.4	
<i>Item 6640 Subject S01</i>	<i>N</i>	<i>2486</i>	<i>1113</i>	<i>1233</i>	<i>1429</i>	<i>303</i>	<i>471</i>	<i>560</i>	<i>920</i>	<i>535</i>	<i>1936</i>	<i>373</i>	<i>1253</i>	<i>578</i>	<i>213</i>	<i>337</i>	<i>45</i>
A19N: Damaged school property on purpose																	
1. Not at all	90.3	85.1	95.2	91.4	89.6	89.9	90.4	89.6	91.9	91.8	83.7	94.1	90.9	88.1	83.4	57.4	
2. Once	5.2	8.2	2.6	4.7	4.3	5.1	5.7	5.0	5.0	4.6	8.5	3.4	5.2	7.4	8.8	13.0	
3. Twice	2.7	3.8	1.5	2.9	2.4	3.9	2.5	2.8	1.8	2.6	2.9	1.9	1.9	3.2	4.6	11.2	
4. 3 or 4 times	0.7	1.0	0.4	0.5	1.7	0.4	0.5	1.1	0.6	0.6	2.0	0.4	1.2	0.3	1.6	-	
5. 5 or more times	1.0	1.8	0.4	0.5	2.1	0.7	1.0	1.4	0.7	0.5	2.9	0.3	0.8	1.0	1.6	18.4	
<i>Item 6650 Subject B07, S01</i>	<i>N</i>	<i>2481</i>	<i>1108</i>	<i>1235</i>	<i>1429</i>	<i>300</i>	<i>470</i>	<i>559</i>	<i>922</i>	<i>530</i>	<i>1936</i>	<i>372</i>	<i>1253</i>	<i>577</i>	<i>214</i>	<i>335</i>	<i>45</i>
A19O: Damaged property at work on purpose																	
1. Not at all	95.9	94.4	97.4	96.9	94.1	96.4	94.7	95.0	98.5	96.8	92.4	98.1	96.3	95.6	92.5	71.3	
2. Once	2.0	2.5	1.7	1.8	2.2	2.1	2.6	2.2	0.9	1.8	3.0	1.1	2.0	2.9	4.2	4.4	
3. Twice	1.0	1.2	0.5	0.9	1.1	0.8	1.8	1.0	0.2	0.7	2.4	0.5	0.9	0.5	1.6	6.6	
4. 3 or 4 times	0.3	0.4	0.2	0.2	0.8	0.3	-	0.6	0.1	0.3	-	0.2	0.2	0.3	0.3	2.5	
5. 5 or more times	0.8	1.5	0.2	0.3	1.9	0.3	0.9	1.3	0.2	0.3	2.2	0.1	0.5	0.8	1.3	15.3	
<i>Item 6660 Subject C01, S01</i>	<i>N</i>	<i>2487</i>	<i>1114</i>	<i>1233</i>	<i>1430</i>	<i>304</i>	<i>470</i>	<i>560</i>	<i>924</i>	<i>533</i>	<i>1939</i>	<i>372</i>	<i>1254</i>	<i>577</i>	<i>214</i>	<i>337</i>	<i>45</i>
A19P: Been arrested and taken to a police station																	
1. Not at all	91.8	89.7	94.1	94.5	84.5	95.0	90.2	90.4	93.1	93.5	84.1	96.8	91.6	90.2	80.3	62.8	
2. Once	5.4	6.7	3.9	3.4	11.1	3.0	6.7	6.0	5.0	4.9	7.5	2.6	6.3	6.2	12.0	6.7	
3. Twice	1.5	1.9	1.2	1.5	1.2	1.6	1.5	1.5	1.4	1.1	4.3	0.3	1.1	2.9	6.0	5.0	
4. 3 or 4 times	0.4	0.5	0.4	0.5	1.1	0.1	0.9	0.5	0.1	0.4	1.1	0.3	0.4	0.8	0.8	-	
5. 5 or more times	0.9	1.2	0.4	0.1	2.1	0.3	0.7	1.5	0.4	0.2	3.1	0.1	0.7	-	0.9	25.5	
<i>Item 25880 Subject S01</i>	<i>N</i>	<i>2487</i>	<i>1113</i>	<i>1234</i>	<i>1429</i>	<i>304</i>	<i>471</i>	<i>560</i>	<i>922</i>	<i>535</i>	<i>1938</i>	<i>373</i>	<i>1254</i>	<i>577</i>	<i>215</i>	<i>336</i>	<i>45</i>
A20: The next questions are about some things which may have happened TO YOU.																	
During the LAST 12 MONTHS, how often . . .																	
A20A: Has something of yours (worth under \$50) been stolen?																	
1. Not at all	62.9	58.6	67.9	65.3	60.7	66.7	64.3	62.0	60.0	62.1	64.8	68.6	64.4	51.7	49.3	51.7	
2. Once	21.6	23.0	19.8	20.0	22.6	20.2	21.2	19.5	26.7	21.9	22.2	20.2	19.6	25.5	28.2	20.9	
3. Twice	9.3	11.3	6.9	9.0	8.1	8.8	8.6	10.2	8.7	9.7	7.5	6.4	9.4	12.4	15.6	20.0	
4. 3 or 4 times	4.4	5.3	3.8	4.1	6.1	2.8	4.1	5.6	4.0	4.7	4.0	3.2	5.3	9.4	5.3	-	
5. 5 or more times	1.8	1.8	1.5	1.6	2.6	1.5	1.9	2.7	0.6	1.6	1.5	1.5	1.4	1.0	1.6	7.5	
<i>Item 6680 Subject S03</i>	<i>N</i>	<i>2482</i>	<i>1109</i>	<i>1233</i>	<i>1425</i>	<i>303</i>	<i>468</i>	<i>558</i>	<i>922</i>	<i>534</i>	<i>1934</i>	<i>371</i>	<i>1250</i>	<i>578</i>	<i>213</i>	<i>334</i>	<i>45</i>
A20B: Has something of yours (worth over \$50) been stolen?																	
1. Not at all	72.2	69.3	75.3	75.5	64.6	75.9	74.9	69.7	70.6	73.3	69.1	79.0	71.4	58.4	60.6	58.8	
2. Once	18.4	21.3	15.9	16.3	22.6	17.7	17.6	18.4	19.9	18.2	19.6	14.9	19.8	20.8	28.0	24.7	
3. Twice	5.7	6.1	5.1	5.1	7.3	3.6	4.5	6.7	7.3	5.3	7.5	3.8	5.1	13.5	7.9	9.9	
4. 3 or 4 times	3.0	2.8	3.2	2.5	4.6	1.9	2.4	4.3	2.1	2.8	3.0	1.9	3.2	7.3	2.6	4.9	
5. 5 or more times	0.6	0.5	0.5	0.5	0.9	0.8	0.5	0.8	0.1	0.5	0.7	0.4	0.5	-	1.0	1.7	
<i>Item 6690 Subject S03</i>	<i>N</i>	<i>2480</i>	<i>1109</i>	<i>1233</i>	<i>1425</i>	<i>303</i>	<i>467</i>	<i>557</i>	<i>922</i>	<i>534</i>	<i>1934</i>	<i>371</i>	<i>1249</i>	<i>578</i>	<i>213</i>	<i>335</i>	<i>45</i>
A20C: Has someone deliberately damaged your property (your car, clothing, etc.)?																	
1. Not at all	71.3	66.3	75.7	70.5	77.4	73.5	69.8	72.0	70.0	70.8	72.9	76.1	70.6	64.5	62.7	52.2	
2. Once	17.0	18.9	15.7	17.7	13.9	17.8	16.6	16.0	18.4	17.8	15.8	15.1	17.5	20.9	20.7	16.3	
3. Twice	8.0	11.0	5.5	8.2	6.3	5.9	9.8	7.9	8.0	8.4	5.6	6.3	8.4	8.8	12.8	16.1	
4. 3 or 4 times	2.1	2.3	1.9	2.3	0.9	2.0	2.4	2.3	1.8	2.0	3.7	1.4	2.3	4.0	2.9	2.4	
5. 5 or more times	1.5	1.6	1.1	1.3	1.6	0.8	1.3	1.8	1.8	1.1	2.0	1.1	1.3	1.7	0.9	13.1	
<i>Item 6700 Subject S03</i>	<i>N</i>	<i>2477</i>	<i>1106</i>	<i>1232</i>	<i>1424</i>	<i>302</i>	<i>471</i>	<i>556</i>	<i>918</i>	<i>533</i>	<i>1932</i>	<i>369</i>	<i>1249</i>	<i>578</i>	<i>213</i>	<i>333</i>	<i>43</i>

QUESTIONNAIRE FORM 2 2010	TOTAL	SEX		RACE		REGION				COLLEGE PLANS?		ILLCIT DRUG USE: LIFETIME					
		M	F	White	Black	NE	NC	S	W	Yes	No	None	Mari- juana Only	Few Pills	More Pills	Any Her- oin	
<i>N (Weighted No. of Cases):</i>	2539	1122	1246	1442	306	486	563	948	542	1954	373	1259	580	215	340	45	
<i>% of Weighted Total:</i>	100.0	44.2	49.1	56.8	12.1	19.1	22.2	37.3	21.4	77.0	14.7	49.6	22.8	8.4	13.4	1.8	
A20D: Has someone injured you with a weapon (like a knife, gun, or club)?																	
1. Not at all	94.4	92.1	96.8	96.3	92.6	95.6	93.7	93.9	95.0	95.0	92.7	96.7	95.3	92.5	90.8	61.8	
2. Once	3.5	5.4	1.6	2.7	4.8	2.9	4.3	3.3	3.7	3.3	5.1	2.1	2.7	4.7	7.3	15.2	
3. Twice	1.2	1.1	1.3	0.7	0.9	0.6	1.3	1.7	0.8	1.2	0.9	0.9	1.6	2.0	1.1	2.9	
4. 3 or 4 times	0.3	0.3	0.1	0.1	1.0	0.5	0.3	0.3	0.1	0.1	0.7	0.1	0.2	0.2	-	5.9	
5. 5 or more times	0.6	1.0	0.2	0.3	0.7	0.4	0.4	0.9	0.4	0.3	0.7	0.2	0.3	0.6	0.8	14.1	
<i>Item 6710 Subject S03</i>	<i>N</i>	<i>2476</i>	<i>1107</i>	<i>1233</i>	<i>1426</i>	<i>301</i>	<i>468</i>	<i>556</i>	<i>920</i>	<i>532</i>	<i>1932</i>	<i>370</i>	<i>1249</i>	<i>579</i>	<i>213</i>	<i>333</i>	<i>44</i>
A20E: Has someone threatened you with a weapon, but not actually injured you?																	
1. Not at all	82.7	77.5	87.9	85.0	76.1	84.4	82.6	79.9	86.1	83.7	78.6	89.0	81.5	79.3	69.3	45.4	
2. Once	9.6	12.3	6.9	9.0	10.3	10.2	8.8	10.7	7.9	9.2	11.7	7.5	10.2	13.2	13.5	15.6	
3. Twice	3.3	4.1	2.5	2.7	3.9	1.9	4.2	3.4	3.3	3.4	3.9	2.0	3.1	4.2	6.7	6.5	
4. 3 or 4 times	2.7	3.4	1.8	1.8	5.9	1.4	2.7	3.4	2.3	2.5	3.3	0.8	3.7	0.8	8.2	7.6	
5. 5 or more times	1.8	2.6	0.9	1.5	3.8	2.0	1.8	2.6	0.4	1.2	2.5	0.6	1.6	2.5	2.3	24.9	
<i>Item 6720 Subject S03</i>	<i>N</i>	<i>2477</i>	<i>1109</i>	<i>1232</i>	<i>1426</i>	<i>301</i>	<i>468</i>	<i>555</i>	<i>920</i>	<i>534</i>	<i>1933</i>	<i>371</i>	<i>1249</i>	<i>577</i>	<i>213</i>	<i>335</i>	<i>45</i>
A20F: Has someone injured you on purpose without using a weapon?																	
1. Not at all	83.2	80.3	85.9	84.6	84.1	83.5	80.3	83.8	85.1	83.6	80.6	87.8	83.2	79.2	73.9	48.0	
2. Once	8.6	10.3	7.2	8.6	7.4	8.8	10.3	8.2	7.0	8.7	10.1	7.1	8.9	9.5	12.9	9.2	
3. Twice	4.1	5.1	3.3	3.4	4.0	3.0	4.7	4.1	4.5	4.3	4.0	3.1	4.8	5.1	5.6	11.7	
4. 3 or 4 times	2.0	1.8	2.1	1.8	1.3	2.7	2.2	1.7	1.6	2.0	2.7	1.1	1.6	3.6	3.6	11.4	
5. 5 or more times	2.1	2.5	1.5	1.7	3.2	2.0	2.4	2.2	1.7	1.6	2.5	1.0	1.5	2.5	3.9	19.7	
<i>Item 6730 Subject S03</i>	<i>N</i>	<i>2477</i>	<i>1109</i>	<i>1233</i>	<i>1424</i>	<i>301</i>	<i>469</i>	<i>556</i>	<i>921</i>	<i>532</i>	<i>1932</i>	<i>371</i>	<i>1251</i>	<i>577</i>	<i>213</i>	<i>334</i>	<i>43</i>
A20G: Has an unarmed person threatened you with injury, but not actually injured you?																	
1. Not at all	72.6	66.4	77.9	72.0	71.7	70.1	72.0	71.4	77.3	72.6	70.5	80.2	70.3	61.0	58.8	43.7	
2. Once	11.7	12.5	11.2	12.0	11.4	14.3	11.7	11.7	9.6	11.5	14.8	9.1	15.2	16.5	12.0	14.1	
3. Twice	6.4	7.7	5.4	6.6	5.4	6.2	6.8	7.1	5.0	6.8	6.4	5.0	6.5	12.7	7.6	11.8	
4. 3 or 4 times	3.8	4.6	3.0	3.3	4.4	3.9	4.2	3.9	3.0	4.0	3.1	2.3	2.8	5.1	9.9	5.0	
5. 5 or more times	5.5	8.7	2.5	6.1	7.1	5.6	5.3	5.9	5.1	5.0	5.3	3.4	5.2	4.7	11.7	25.3	
<i>Item 6740 Subject S03</i>	<i>N</i>	<i>2476</i>	<i>1109</i>	<i>1229</i>	<i>1426</i>	<i>301</i>	<i>468</i>	<i>556</i>	<i>917</i>	<i>534</i>	<i>1933</i>	<i>368</i>	<i>1250</i>	<i>578</i>	<i>213</i>	<i>335</i>	<i>45</i>
The following questions concern cigarettes, alcohol, and a number of other drugs.																	
A21: How difficult do you think it would be for you to get each of the following types of drugs, if you wanted some?																	
A21A: Marijuana (pot, weed)																	
1. Probably impossible	7.4	6.6	7.9	5.8	13.3	5.0	5.8	9.7	7.0	6.7	9.4	12.6	1.8	1.5	0.7	6.7	
2. Very difficult	3.7	3.4	3.5	3.7	3.0	3.8	3.9	3.3	3.9	3.3	6.3	6.0	0.5	2.2	1.0	3.7	
3. Fairly difficult	6.8	7.3	6.6	7.5	5.9	6.2	8.3	6.2	6.9	6.7	7.6	10.8	3.2	1.8	1.5	2.7	
4. Fairly easy	24.7	22.4	27.4	25.2	16.6	26.0	26.0	22.8	25.7	27.0	16.4	31.8	21.5	23.4	8.6	8.2	
5. Very easy	57.4	60.3	54.6	57.9	61.2	59.0	55.9	58.0	56.5	56.2	60.3	38.8	72.9	71.2	88.3	78.7	
<i>Item 6750 Subject A03a</i>	<i>N</i>	<i>2448</i>	<i>1096</i>	<i>1223</i>	<i>1419</i>	<i>292</i>	<i>463</i>	<i>556</i>	<i>902</i>	<i>528</i>	<i>1911</i>	<i>369</i>	<i>1236</i>	<i>576</i>	<i>214</i>	<i>331</i>	<i>45</i>
A21B: LSD																	
1. Probably impossible	23.6	21.4	26.2	17.6	44.1	21.0	23.2	27.3	20.0	22.7	25.9	30.1	24.6	9.5	9.9	7.5	
2. Very difficult	21.4	22.6	20.7	23.0	16.0	23.5	19.6	19.2	25.1	21.9	18.4	22.8	22.6	20.7	15.9	10.7	
3. Fairly difficult	29.9	30.2	28.5	33.2	20.1	27.4	34.5	30.0	26.8	30.5	28.0	26.8	28.7	41.7	35.1	31.2	
4. Fairly easy	16.8	17.0	16.7	17.7	10.8	20.9	16.4	13.9	18.7	17.2	17.8	14.6	15.5	21.1	24.1	21.3	
5. Very easy	8.3	8.7	7.9	8.5	9.1	7.1	6.3	9.5	9.4	7.7	10.0	5.7	8.7	6.9	14.9	29.3	
<i>Item 6760 Subject A03a</i>	<i>N</i>	<i>2395</i>	<i>1078</i>	<i>1192</i>	<i>1394</i>	<i>286</i>	<i>452</i>	<i>546</i>	<i>888</i>	<i>511</i>	<i>1869</i>	<i>361</i>	<i>1201</i>	<i>566</i>	<i>214</i>	<i>326</i>	<i>44</i>
A21C: Some other hallucinogen (mescaline, peyote, "shrooms" or psilocybin, PCP, etc.)																	
1. Probably impossible	20.7	18.1	23.4	14.9	42.7	17.6	20.0	25.6	16.0	19.5	23.7	27.7	20.6	5.7	6.4	6.8	
2. Very difficult	14.7	16.0	13.1	16.4	11.6	17.2	14.6	13.3	14.9	15.4	11.9	18.8	11.6	11.2	6.7	12.3	
3. Fairly difficult	25.1	24.4	26.0	26.3	16.8	25.6	26.3	24.1	25.2	25.2	25.9	22.9	27.3	29.5	28.4	17.1	
4. Fairly easy	25.3	26.6	24.4	27.5	15.3	28.6	27.2	20.7	28.3	26.5	23.1	21.5	28.4	30.7	31.6	23.5	
5. Very easy	14.2	14.9	13.1	14.9	13.6	11.0	12.0	16.4	15.6	13.5	15.4	9.1	12.1	22.8	26.9	40.3	
<i>Item 6770 Subject A03a</i>	<i>N</i>	<i>2433</i>	<i>1095</i>	<i>1210</i>	<i>1409</i>	<i>291</i>	<i>460</i>	<i>551</i>	<i>897</i>	<i>525</i>	<i>1897</i>	<i>370</i>	<i>1224</i>	<i>574</i>	<i>214</i>	<i>333</i>	<i>44</i>

DESCRIPTIVE RESULTS: 2010

117

QUESTIONNAIRE FORM 2 2010	TOTAL	SEX		RACE		REGION				COLLEGE PLANS?		ILLICIT DRUG USE: LIFETIME				
		M	F	White	Black	NE	NC	S	W	Yes	No	None	Mari- juana Only	Few Pills	More Pills	Any Her- oin
<i>N (Weighted No. of Cases):</i>	2539	1122	1246	1442	306	486	563	948	542	1954	373	1259	580	215	340	45
<i>% of Weighted Total:</i>	100.0	44.2	49.1	56.8	12.1	19.1	22.2	37.3	21.4	77.0	14.7	49.6	22.8	8.4	13.4	1.8
A21D: Amphetamines (uppers, pep pills, bennies, speed)																
1. Probably impossible	19.4	18.3	20.6	14.4	34.6	19.3	16.0	22.4	18.0	18.4	23.4	26.3	19.8	6.1	3.4	9.7
2. Very difficult	15.3	15.6	15.1	17.1	10.3	20.5	15.3	11.8	16.9	16.0	12.0	17.8	16.2	13.2	7.7	7.3
3. Fairly difficult	21.1	22.1	20.0	21.7	15.6	22.5	22.4	19.3	21.8	22.2	18.8	19.9	24.7	29.8	14.4	16.3
4. Fairly easy	24.9	25.2	24.8	27.2	20.1	24.5	27.7	22.6	26.5	25.1	26.1	23.5	22.7	25.9	34.6	22.1
5. Very easy	19.2	18.8	19.4	19.6	19.5	13.1	18.6	24.0	16.9	18.3	19.8	12.5	16.6	25.1	40.0	44.6
<i>Item 6780 Subject A03a</i>	<i>N 2421</i>	<i>1089</i>	<i>1204</i>	<i>1403</i>	<i>292</i>	<i>457</i>	<i>550</i>	<i>896</i>	<i>519</i>	<i>1888</i>	<i>366</i>	<i>1216</i>	<i>574</i>	<i>211</i>	<i>331</i>	<i>45</i>
A21E: Sedatives/barbiturates (downers)																
1. Probably impossible	23.2	21.9	24.5	16.1	45.8	22.4	20.2	26.8	20.9	21.4	28.3	28.9	26.6	8.3	7.6	12.8
2. Very difficult	17.5	19.6	15.7	19.6	11.7	23.5	17.5	14.1	18.1	18.9	10.5	18.8	19.5	15.2	11.3	11.2
3. Fairly difficult	22.5	21.9	22.5	24.4	14.6	24.5	25.4	20.7	20.7	23.0	21.4	21.9	23.3	33.6	17.1	16.2
4. Fairly easy	22.5	22.7	22.4	24.8	15.6	20.3	23.4	21.3	25.7	23.2	21.8	20.8	21.1	26.2	29.0	28.2
5. Very easy	14.3	14.0	14.8	15.1	12.2	9.3	13.5	17.1	14.5	13.5	17.9	9.6	9.4	16.8	35.0	31.6
<i>Item 6795 Subject A03a</i>	<i>N 2406</i>	<i>1083</i>	<i>1195</i>	<i>1400</i>	<i>288</i>	<i>453</i>	<i>544</i>	<i>895</i>	<i>514</i>	<i>1873</i>	<i>365</i>	<i>1211</i>	<i>568</i>	<i>211</i>	<i>327</i>	<i>44</i>
A21F: Tranquilizers																
1. Probably impossible	32.4	32.9	32.9	27.0	54.7	33.3	29.6	35.3	29.4	31.7	36.8	35.9	39.1	19.6	18.8	16.6
2. Very difficult	25.1	24.5	25.2	28.0	15.1	24.7	29.1	22.1	26.3	25.7	22.4	25.0	24.2	27.8	25.5	22.9
3. Fairly difficult	24.2	24.2	23.8	26.4	14.6	26.8	25.0	23.0	23.1	24.6	22.3	22.1	23.7	30.6	28.1	22.2
4. Fairly easy	10.8	10.1	11.3	11.0	7.0	10.7	10.4	10.1	12.6	10.8	10.6	11.3	7.9	11.6	12.8	16.0
5. Very easy	7.6	8.4	6.8	7.5	8.6	4.4	5.9	9.6	8.6	7.2	8.0	5.7	5.0	10.4	14.8	22.2
<i>Item 6800 Subject A03a</i>	<i>N 2405</i>	<i>1080</i>	<i>1197</i>	<i>1400</i>	<i>288</i>	<i>451</i>	<i>546</i>	<i>893</i>	<i>515</i>	<i>1870</i>	<i>367</i>	<i>1212</i>	<i>565</i>	<i>213</i>	<i>327</i>	<i>44</i>
A21G: Cocaine																
1. Probably impossible	24.4	24.6	24.2	21.2	35.1	21.3	24.8	26.5	22.9	23.7	27.6	30.8	23.7	17.2	8.2	14.5
2. Very difficult	18.9	19.9	18.4	22.9	8.7	20.5	25.0	15.7	16.5	20.2	15.6	21.8	18.9	15.9	13.3	-
3. Fairly difficult	21.2	20.6	21.2	22.0	14.0	23.9	22.5	18.6	22.3	21.8	19.2	21.2	21.5	25.5	19.3	7.6
4. Fairly easy	21.2	19.7	22.5	21.7	22.2	24.7	18.1	21.4	21.0	21.6	18.4	16.6	22.6	26.1	29.8	41.6
5. Very easy	14.3	15.3	13.6	12.2	20.0	9.6	9.7	17.9	17.3	12.6	19.1	9.6	13.3	15.2	29.3	36.3
<i>Item 6810 Subject A03a</i>	<i>N 2433</i>	<i>1091</i>	<i>1212</i>	<i>1409</i>	<i>293</i>	<i>458</i>	<i>554</i>	<i>900</i>	<i>521</i>	<i>1896</i>	<i>368</i>	<i>1226</i>	<i>574</i>	<i>214</i>	<i>329</i>	<i>44</i>
A21H: Heroin																
1. Probably impossible	30.4	30.3	30.8	26.7	41.1	25.7	30.0	34.5	27.7	29.5	35.4	34.5	30.7	25.7	20.9	14.2
2. Very difficult	23.5	25.1	22.4	27.8	12.8	23.0	28.5	21.0	22.9	24.0	22.5	23.7	22.9	26.0	24.7	10.1
3. Fairly difficult	22.1	21.1	22.4	23.0	15.8	26.1	21.3	20.4	22.1	23.0	17.8	21.1	23.3	23.7	23.2	16.1
4. Fairly easy	14.7	14.1	15.1	14.4	16.8	16.8	13.5	12.8	17.6	15.3	12.9	13.2	14.1	17.6	17.3	28.8
5. Very easy	9.3	9.3	9.4	8.1	13.5	8.4	6.7	11.3	9.6	8.2	11.5	7.6	9.0	6.9	13.9	30.8
<i>Item 6820 Subject A03a</i>	<i>N 2425</i>	<i>1090</i>	<i>1205</i>	<i>1407</i>	<i>290</i>	<i>459</i>	<i>551</i>	<i>900</i>	<i>514</i>	<i>1889</i>	<i>367</i>	<i>1222</i>	<i>574</i>	<i>213</i>	<i>326</i>	<i>44</i>
A21I: Some other narcotic (codeine, Vicodin, OxyContin, Percocet etc.)																
1. Probably impossible	18.4	17.3	19.3	12.4	31.4	17.2	14.5	21.7	17.7	16.7	22.5	25.2	17.4	6.6	3.7	2.1
2. Very difficult	10.9	11.5	10.2	10.9	9.9	13.5	11.5	9.5	10.5	11.6	7.2	15.1	10.5	5.4	1.2	6.8
3. Fairly difficult	16.5	17.0	16.7	16.5	14.2	17.7	16.6	16.4	15.6	16.8	17.3	18.7	17.1	12.8	10.1	15.5
4. Fairly easy	23.2	22.9	23.4	26.4	13.4	23.9	25.6	18.4	28.3	24.5	21.4	21.8	25.2	27.2	23.2	20.6
5. Very easy	31.0	31.3	30.3	33.8	31.0	27.6	31.8	34.0	27.9	30.3	31.6	19.1	29.8	48.1	61.8	55.0
<i>Item 6830 Subject A03a</i>	<i>N 2430</i>	<i>1091</i>	<i>1210</i>	<i>1411</i>	<i>293</i>	<i>460</i>	<i>555</i>	<i>900</i>	<i>515</i>	<i>1894</i>	<i>367</i>	<i>1221</i>	<i>575</i>	<i>214</i>	<i>330</i>	<i>45</i>
This section asks about a number of different things.																
D01: During the LAST FOUR WEEKS, on how many days (if any) were you . . .																
D01A: Under the influence of alcohol while you were at school?																
1. None	94.3	91.7	96.7	95.7	92.3	96.7	94.1	93.4	93.9	95.4	90.4	98.5	93.7	92.3	85.6	61.8
2. One day	2.5	3.1	1.5	1.6	3.9	2.4	2.1	2.6	2.6	2.1	4.9	0.7	3.1	3.9	5.2	10.1
3. Two days	1.4	2.3	0.7	1.0	0.6	0.3	2.1	1.7	1.1	1.2	2.2	0.4	1.1	2.7	4.3	6.6
4. 3-5 days	0.8	1.1	0.5	0.6	1.5	0.3	0.6	0.4	2.0	0.5	1.0	0.3	0.7	1.0	2.1	4.4
5. 6-9 days	0.7	1.2	0.3	0.5	1.4	0.3	0.2	1.4	0.3	0.5	0.4	-	1.0	-	1.8	11.9
6. 10 or more days	0.4	0.6	0.3	0.6	0.2	-	0.8	0.5	0.2	0.3	1.2	0.1	0.4	-	1.0	5.2
<i>Item 25690 Subject A05c</i>	<i>N 2332</i>	<i>1053</i>	<i>1184</i>	<i>1378</i>	<i>274</i>	<i>415</i>	<i>540</i>	<i>865</i>	<i>512</i>	<i>1909</i>	<i>362</i>	<i>1181</i>	<i>541</i>	<i>202</i>	<i>322</i>	<i>41</i>

QUESTIONNAIRE FORM 2 2010	TOTAL	SEX		RACE		REGION				COLLEGE PLANS?		ILLICIT DRUG USE: LIFETIME				
		M	F	White	Black	NE	NC	S	W	Yes	No	None	Mari- juana Only	Few Pills	More Pills	Any Her- oin
<i>N (Weighted No. of Cases):</i>	2539	1122	1246	1442	306	486	563	948	542	1954	373	1259	580	215	340	45
<i>% of Weighted Total:</i>	100.0	44.2	49.1	56.8	12.1	19.1	22.2	37.3	21.4	77.0	14.7	49.6	22.8	8.4	13.4	1.8
D01B: Under the influence of marijuana or some other illegal drug while you were at school?																
1. None	89.8	85.1	94.4	91.0	86.8	92.5	90.4	87.6	90.9	91.6	82.6	100.0	88.7	86.6	63.5	36.7
2. One day	2.6	3.2	1.9	1.8	4.8	2.6	2.6	3.1	1.6	2.1	4.6	-	4.3	2.3	8.1	7.2
3. Two days	2.7	3.9	1.2	2.2	1.3	1.0	2.3	3.6	2.9	2.1	4.8	-	2.3	3.7	9.5	28.6
4. 3-5 days	2.0	3.1	1.1	2.2	3.2	1.9	2.0	2.6	1.3	1.6	3.5	-	2.7	3.3	6.7	6.9
5. 6-9 days	0.8	1.3	0.3	0.9	0.3	1.1	0.9	0.7	0.5	0.8	0.9	-	0.2	0.9	4.0	6.0
6. 10 or more days	2.1	3.4	1.0	1.9	3.5	0.9	1.8	2.4	2.8	1.9	3.5	-	1.8	3.1	8.3	14.6
<i>Item 25700 Subject A05c</i>	<i>N</i> 2331	<i>1051</i>	<i>1185</i>	<i>1379</i>	<i>273</i>	<i>415</i>	<i>540</i>	<i>864</i>	<i>512</i>	<i>1909</i>	<i>361</i>	<i>1181</i>	<i>541</i>	<i>202</i>	<i>322</i>	<i>41</i>
D01C: Smoking cigarettes or using chewing tobacco while you were at school?																
1. None	91.7	86.7	96.7	91.2	92.4	92.4	91.2	90.2	94.1	93.6	83.4	97.8	91.3	89.9	77.5	42.7
2. One day	1.5	2.4	0.6	1.3	1.6	1.3	1.4	1.9	1.3	1.2	3.4	0.3	2.4	0.8	4.8	5.1
3. Two days	1.5	2.1	0.9	1.3	3.0	1.4	2.2	1.5	0.7	1.2	2.3	0.6	1.8	1.9	3.2	7.2
4. 3-5 days	1.5	2.6	0.3	1.4	0.3	1.0	1.8	1.6	1.4	1.0	2.5	0.2	1.4	2.3	3.3	18.9
5. 6-9 days	0.8	1.2	0.4	0.9	0.2	0.7	0.7	1.2	0.4	0.7	1.4	0.2	0.3	1.2	3.0	2.9
6. 10 or more days	3.0	4.9	1.1	3.9	2.4	3.2	2.7	3.7	2.2	2.4	7.0	1.0	2.8	3.9	8.1	23.3
<i>Item 25710 Subject A05c</i>	<i>N</i> 2321	<i>1044</i>	<i>1182</i>	<i>1372</i>	<i>271</i>	<i>414</i>	<i>537</i>	<i>859</i>	<i>512</i>	<i>1903</i>	<i>357</i>	<i>1177</i>	<i>540</i>	<i>202</i>	<i>318</i>	<i>40</i>
D01D: Carrying a weapon such as a gun, knife, or club to school?																
1. None	95.7	92.7	98.5	96.8	94.5	98.2	95.6	94.0	96.8	96.8	91.6	97.3	96.3	97.2	93.1	62.5
2. One day	1.2	1.7	0.5	0.9	0.2	1.0	1.6	1.3	0.6	0.5	2.8	0.6	1.0	-	1.0	20.3
3. Two days	0.6	0.6	0.6	-	2.2	0.4	0.7	0.8	0.3	0.5	1.3	0.2	0.5	-	1.5	3.9
4. 3-5 days	1.3	2.7	0.1	1.2	1.3	-	1.3	1.9	1.3	1.3	1.1	0.9	1.0	1.9	2.7	4.5
5. 6-9 days	*	0.1	-	-	0.3	-	-	0.1	-	*	-	-	-	-	-	1.7
6. 10 or more days	1.2	2.3	0.2	1.1	1.5	0.5	0.8	1.9	1.1	0.9	3.2	0.9	1.2	0.9	1.6	7.1
<i>Item 25720 Subject B07, S01</i>	<i>N</i> 2320	<i>1048</i>	<i>1177</i>	<i>1374</i>	<i>270</i>	<i>412</i>	<i>535</i>	<i>863</i>	<i>511</i>	<i>1903</i>	<i>357</i>	<i>1179</i>	<i>535</i>	<i>202</i>	<i>320</i>	<i>40</i>
D02: During an average school week, about how many times . . .																
D02A: Do your teachers interrupt the class to deal with student misbehavior or goofing off?																
1. Never	18.2	18.9	17.3	16.2	22.6	16.4	18.3	20.2	16.2	16.9	24.4	18.1	17.6	16.3	17.6	15.6
2. Less than once a week	21.7	20.1	22.8	23.8	15.5	23.2	26.3	17.8	22.3	23.7	12.0	23.8	21.5	22.3	16.8	5.8
3. 1-2 times a week	24.3	22.6	26.1	25.1	21.6	25.4	23.5	23.2	26.3	24.3	23.6	24.8	23.4	24.2	23.4	36.9
4. 3-5 times a week	18.7	18.7	19.3	18.8	16.4	19.1	17.5	20.8	16.2	18.4	21.2	18.3	19.1	17.7	21.8	22.2
5. 6-9 times a week	7.0	7.8	6.4	6.4	10.2	7.4	5.2	7.2	8.4	7.1	6.9	5.7	7.3	11.2	8.9	10.3
6. 10-19 times a week	4.9	5.8	4.0	4.9	4.6	4.7	4.8	4.9	5.3	4.7	6.3	5.3	5.1	2.7	5.3	-
7. 20 or more	5.0	6.1	4.0	4.8	9.1	3.7	4.4	5.9	5.3	4.9	5.6	3.9	6.1	5.6	6.1	9.3
<i>Item 25730 Subject B04</i>	<i>N</i> 2318	<i>1047</i>	<i>1178</i>	<i>1374</i>	<i>272</i>	<i>407</i>	<i>536</i>	<i>865</i>	<i>510</i>	<i>1897</i>	<i>363</i>	<i>1174</i>	<i>535</i>	<i>201</i>	<i>322</i>	<i>41</i>
D02B: Does misbehavior or goofing off by other students in your class interfere with your own learning?																
1. Never	40.7	46.8	35.2	42.5	45.1	39.1	43.5	44.4	33.0	39.6	48.3	41.3	40.3	38.6	40.2	45.6
2. Less than once a week	19.0	17.7	20.5	20.1	15.9	20.6	21.2	15.2	22.0	19.9	14.2	19.6	19.0	15.6	20.4	5.4
3. 1-2 times a week	17.5	15.3	19.5	17.1	16.9	16.6	17.9	17.0	18.6	17.7	16.8	17.0	18.0	20.8	16.1	8.6
4. 3-5 times a week	11.5	9.2	13.1	10.4	8.8	13.0	9.0	11.8	12.7	11.5	11.8	11.6	11.0	14.2	12.4	10.4
5. 6-9 times a week	5.4	5.3	5.5	4.8	6.3	6.3	3.3	4.9	7.5	5.6	3.9	5.5	5.7	4.7	5.4	4.5
6. 10-19 times a week	2.8	3.1	2.7	2.6	3.6	2.2	2.4	3.0	3.2	2.6	2.5	2.5	2.6	2.2	2.4	19.1
7. 20 or more	3.1	2.5	3.5	2.6	3.4	2.3	2.6	3.8	3.0	3.1	2.6	2.6	3.3	3.9	3.1	6.4
<i>Item 25740 Subject B04</i>	<i>N</i> 2307	<i>1044</i>	<i>1170</i>	<i>1369</i>	<i>271</i>	<i>406</i>	<i>533</i>	<i>863</i>	<i>505</i>	<i>1888</i>	<i>361</i>	<i>1169</i>	<i>531</i>	<i>200</i>	<i>322</i>	<i>40</i>
D02C: Do you come to class late (after class has begun) without an approved excuse?																
1. Never	46.2	42.4	49.5	48.7	42.7	44.8	45.4	50.8	40.0	46.1	48.4	56.4	36.9	38.0	30.1	23.0
2. Less than once a week	26.4	25.7	27.1	27.7	23.8	27.4	29.2	23.7	27.2	26.9	24.2	25.3	26.3	34.4	27.1	20.7
3. 1-2 times a week	14.0	15.9	12.6	13.5	14.6	13.1	14.8	12.4	16.8	13.9	14.0	10.4	18.7	14.6	19.4	16.7
4. 3-5 times a week	8.2	8.7	7.4	6.1	11.2	7.6	6.9	8.7	9.1	7.8	8.9	4.9	12.0	5.2	15.0	9.6
5. 6-9 times a week	3.0	4.1	1.9	2.1	4.5	4.6	2.2	1.9	4.2	3.0	1.8	1.6	3.4	4.3	4.5	18.2
6. 10-19 times a week	0.8	1.0	0.5	0.7	0.6	1.3	0.6	0.9	0.3	0.9	0.3	0.8	0.3	0.2	1.5	3.4
7. 20 or more	1.6	2.2	1.0	1.1	2.7	1.2	0.8	1.7	2.4	1.4	2.4	0.5	2.5	3.1	2.2	8.5
<i>Item 25750 Subject B06</i>	<i>N</i> 2299	<i>1038</i>	<i>1168</i>	<i>1365</i>	<i>267</i>	<i>402</i>	<i>529</i>	<i>862</i>	<i>506</i>	<i>1886</i>	<i>355</i>	<i>1165</i>	<i>533</i>	<i>199</i>	<i>318</i>	<i>40</i>

DESCRIPTIVE RESULTS: 2010

119

QUESTIONNAIRE FORM 2 2010	TOTAL	SEX		RACE		REGION				COLLEGE PLANS?		ILLICIT DRUG USE: LIFETIME				
		M	F	White	Black	NE	NC	S	W	Yes	No	None	Mari- juana Only	Few Pills	More Pills	Any Her- oin
<i>N (Weighted No. of Cases):</i>	2539	1122	1246	1442	306	486	563	948	542	1954	373	1259	580	215	340	45
<i>% of Weighted Total:</i>	100.0	44.2	49.1	56.8	12.1	19.1	22.2	37.3	21.4	77.0	14.7	49.6	22.8	8.4	13.4	1.8
D03: Do you feel that the rules about student behavior in your school are generally fair and reasonable?																
5. Yes	21.0	19.9	22.1	21.1	23.2	18.3	19.7	20.3	25.7	22.2	14.2	24.5	18.4	15.2	17.3	8.9
4. Yes, mostly	41.9	40.9	43.2	44.3	34.7	44.1	41.0	40.7	43.0	43.2	36.9	45.5	38.7	43.7	38.7	16.2
3. Don't know, can't say	11.0	10.2	11.4	9.0	13.2	11.4	11.3	9.9	12.4	10.7	13.1	9.5	13.8	10.8	10.8	9.3
2. No, mostly	15.2	15.5	14.6	14.5	13.1	13.7	15.5	17.0	12.8	14.5	17.8	12.2	16.4	16.1	20.5	39.7
1. No	10.9	13.4	8.7	11.1	15.7	12.5	12.5	12.1	6.1	9.3	18.0	8.3	12.6	14.2	12.6	25.9
<i>Item 25760 Subject B04, B10</i>	<i>N</i> 2308	1042	1171	1369	272	405	538	859	506	1887	362	1170	534	201	320	40
D04: How satisfied are you with your life as a whole these days?																
1. Completely dissatisfied	4.0	4.3	3.8	3.2	7.3	3.8	4.3	3.7	4.4	3.5	6.7	3.7	3.4	2.9	5.9	2.4
2. Quite dissatisfied	7.4	9.1	5.8	6.8	6.8	8.2	7.1	7.1	7.7	6.4	11.2	7.1	7.6	8.9	5.5	18.1
3. Somewhat dissatisfied	6.5	7.2	5.5	5.2	4.5	7.1	6.4	6.6	6.0	6.2	7.8	7.0	5.7	7.1	4.3	18.6
4. Neither, or mixed feelings	11.0	9.7	11.8	8.5	15.5	9.3	9.8	12.0	12.0	10.8	10.9	9.9	11.9	7.7	15.7	11.1
5. Somewhat satisfied	19.9	17.8	21.6	19.6	22.5	22.5	19.2	18.5	21.2	20.3	18.8	19.0	21.6	20.4	20.8	24.5
6. Quite satisfied	37.1	38.5	36.5	42.8	27.1	37.7	43.4	33.6	35.9	39.0	28.7	37.6	37.3	41.1	37.1	11.7
7. Completely satisfied	14.0	13.3	15.0	13.8	16.4	11.3	9.7	18.6	12.9	13.8	15.8	15.8	12.5	11.9	10.7	13.7
<i>Item 6840 Subject P01, Q01</i>	<i>N</i> 2309	1039	1174	1367	271	406	535	862	505	1886	361	1170	533	200	319	41
D05: These next questions ask you to guess how well you might do in several different situations.																
How good do you think you would be . . .																
D05A: As a husband or wife?																
1. Poor	1.8	1.9	1.7	1.4	3.3	1.2	2.5	1.9	1.3	1.0	5.5	1.4	0.7	0.8	3.2	4.6
2. Not so good	1.6	0.9	2.1	1.4	1.3	1.5	0.8	2.6	0.8	1.4	2.4	1.4	1.7	1.7	1.6	5.6
3. Fairly good	8.5	9.9	7.2	7.2	9.6	6.6	7.8	7.7	12.2	8.0	10.6	7.5	7.4	8.6	12.0	23.9
4. Good	29.8	30.6	29.4	29.0	26.8	31.3	32.9	26.2	31.5	29.9	29.3	31.8	26.9	33.6	27.4	18.4
5. Very good	53.7	52.6	55.1	57.7	53.1	55.0	53.1	56.1	49.4	55.4	46.6	53.5	58.6	53.3	51.4	44.2
8. Don't know	4.6	4.3	4.6	3.3	5.8	4.4	3.0	5.5	4.7	4.3	5.6	4.3	4.7	2.0	4.5	3.3
<i>Item 6850 Subject D01, Q01</i>	<i>N</i> 2315	1043	1178	1369	273	407	537	863	508	1894	360	1169	536	201	320	41
D05B: As a parent?																
1. Poor	2.1	1.7	2.7	1.9	2.8	1.8	2.5	2.6	1.3	1.3	6.6	1.8	1.5	2.6	3.3	1.9
2. Not so good	2.4	1.2	3.3	2.1	1.9	1.7	2.0	2.9	2.7	2.3	3.3	1.9	1.8	3.0	3.0	9.5
3. Fairly good	8.7	10.1	7.2	9.3	5.0	8.7	9.4	7.3	10.2	8.5	8.9	9.2	5.3	11.6	9.3	19.6
4. Good	26.9	29.9	24.5	28.4	20.1	27.9	31.3	19.8	33.6	27.7	24.1	29.1	24.2	26.8	24.8	21.5
5. Very good	54.1	50.5	57.4	54.6	62.1	54.2	51.8	60.3	45.8	54.6	51.2	52.6	61.7	51.7	53.2	43.0
8. Don't know	5.7	6.5	4.9	3.8	8.1	5.7	3.0	7.1	6.4	5.6	6.0	5.3	5.5	4.3	6.5	4.6
<i>Item 6860 Subject D02, Q01</i>	<i>N</i> 2311	1042	1174	1367	273	406	535	862	508	1892	358	1170	535	201	317	40
D05C: As a worker on a job?																
1. Poor	1.0	0.9	1.0	0.3	3.0	0.6	0.6	1.5	0.7	0.3	3.9	0.4	1.1	-	1.1	1.9
2. Not so good	0.5	0.6	0.5	0.5	0.6	0.3	0.4	0.8	0.4	0.4	1.0	0.4	0.6	0.8	0.3	5.3
3. Fairly good	4.7	5.9	3.3	4.4	6.0	5.3	4.1	3.8	6.3	4.0	6.6	4.5	4.2	2.1	4.6	20.1
4. Good	26.9	27.0	27.3	25.8	23.1	28.7	29.6	23.1	29.1	27.8	22.6	26.0	25.2	32.4	31.0	13.6
5. Very good	65.4	64.1	66.4	68.2	63.3	63.5	64.0	68.8	62.6	66.2	62.9	67.8	66.8	62.6	62.1	55.7
8. Don't know	1.6	1.5	1.4	0.7	3.9	1.5	1.3	2.1	1.0	1.2	3.0	0.9	2.1	2.1	0.9	3.4
<i>Item 6870 Subject C03, Q01</i>	<i>N</i> 2311	1042	1173	1367	273	406	535	862	508	1892	358	1170	535	201	317	40
D06: How much do you agree or disagree with each of the following statements?																
D06A: There is too much competition in this society																
1. Disagree	11.1	16.1	6.4	10.8	14.2	9.4	9.9	11.3	13.4	10.3	15.4	10.8	12.0	10.5	10.7	3.9
2. Mostly disagree	10.7	13.1	8.3	12.0	9.5	7.6	14.5	8.9	12.0	11.0	8.1	11.8	7.8	15.0	8.9	9.1
3. Neither	24.9	27.4	23.2	26.5	26.4	18.3	25.0	29.1	22.8	24.3	28.8	25.1	23.3	25.0	24.9	34.1
4. Mostly agree	32.6	29.2	35.6	33.3	22.5	42.4	31.3	27.7	34.8	33.4	29.1	33.8	32.3	29.7	32.4	25.3
5. Agree	20.7	14.2	26.5	17.3	27.5	22.3	19.3	22.9	16.9	20.9	18.6	18.5	24.7	19.9	23.2	27.6
<i>Item 7010 Subject Q08</i>	<i>N</i> 2276	1031	1147	1353	267	391	531	851	503	1852	347	1149	526	202	311	41

QUESTIONNAIRE FORM 2 2010	TOTAL	SEX		RACE		REGION				COLLEGE PLANS?		ILLCIT DRUG USE: LIFETIME				
		M	F	White	Black	NE	NC	S	W	Yes	No	None	Mari- juana Only	Few Pills	More Pills	Any Her- oin
<i>N (Weighted No. of Cases):</i>	2539	1122	1246	1442	306	486	563	948	542	1954	373	1259	580	215	340	45
<i>% of Weighted Total:</i>	100.0	44.2	49.1	56.8	12.1	19.1	22.2	37.3	21.4	77.0	14.7	49.6	22.8	8.4	13.4	1.8
D06B: Too many young people are sloppy about their grooming and clothing, and just don't care how they look																
1. Disagree	9.3	12.2	6.5	8.0	13.4	10.5	7.6	9.4	10.1	8.0	14.8	8.9	10.0	4.1	11.5	11.3
2. Mostly disagree	17.8	20.0	16.5	19.1	15.0	16.4	17.1	18.4	18.8	18.1	16.0	17.7	13.9	25.1	17.3	33.3
3. Neither	28.5	30.7	26.4	28.4	24.3	30.2	30.2	23.6	33.9	29.4	27.8	27.8	29.4	30.4	30.4	20.3
4. Mostly agree	28.0	24.0	31.4	29.4	22.8	27.6	30.9	28.0	25.4	28.8	24.1	28.3	29.4	29.5	26.0	28.0
5. Agree	16.3	13.1	19.3	15.0	24.5	15.2	14.2	20.7	11.8	15.7	17.4	17.4	17.4	10.8	14.8	7.1
<i>Item 7020 Subject Q08</i>	<i>N</i> 2260	<i>1021</i>	<i>1142</i>	<i>1350</i>	<i>262</i>	<i>389</i>	<i>530</i>	<i>841</i>	<i>501</i>	<i>1838</i>	<i>346</i>	<i>1144</i>	<i>527</i>	<i>201</i>	<i>305</i>	<i>40</i>
D06C: There is too much hard rock music on the radio these days																
1. Disagree	37.9	43.1	33.6	43.3	26.2	42.8	35.1	38.6	35.9	37.7	39.4	34.6	38.0	47.0	44.2	44.3
2. Mostly disagree	18.2	17.2	19.1	20.4	11.3	18.2	22.5	14.8	19.6	19.2	15.6	19.8	15.3	19.3	17.5	15.2
3. Neither	32.8	28.5	36.5	28.6	41.5	32.6	33.4	33.3	31.6	32.7	31.9	32.7	37.0	28.4	30.7	22.5
4. Mostly agree	5.8	6.1	5.5	4.2	7.4	3.9	4.2	6.8	7.4	5.4	6.2	7.0	4.3	2.9	3.0	15.8
5. Agree	5.2	5.2	5.4	3.5	13.5	2.5	4.8	6.5	5.5	4.9	6.8	5.9	5.4	2.4	4.6	2.3
<i>Item 7030 Subject Q08</i>	<i>N</i> 2259	<i>1019</i>	<i>1145</i>	<i>1346</i>	<i>265</i>	<i>388</i>	<i>529</i>	<i>841</i>	<i>500</i>	<i>1842</i>	<i>340</i>	<i>1142</i>	<i>523</i>	<i>202</i>	<i>304</i>	<i>40</i>
D06D: People should do their own thing, even if other people think it's strange																
1. Disagree	2.9	3.8	1.7	1.6	7.8	2.9	2.8	3.7	1.5	1.5	8.7	2.3	3.2	1.9	3.1	2.4
2. Mostly disagree	3.1	3.8	2.7	3.2	3.5	2.5	3.0	3.4	3.3	3.4	1.3	3.7	2.5	4.2	1.3	1.7
3. Neither	13.4	15.8	11.5	13.2	13.8	14.7	14.0	11.9	14.4	13.1	15.2	14.9	12.9	10.2	11.0	10.7
4. Mostly agree	33.3	35.1	32.2	35.5	24.6	34.7	34.8	31.7	33.1	33.8	29.5	35.1	35.8	28.1	26.9	35.3
5. Agree	47.3	41.6	52.0	46.5	50.2	45.2	45.3	49.3	47.7	48.2	45.3	44.1	45.5	55.6	57.7	49.8
<i>Item 7040 Subject Q08</i>	<i>N</i> 2262	<i>1014</i>	<i>1150</i>	<i>1348</i>	<i>266</i>	<i>387</i>	<i>531</i>	<i>842</i>	<i>501</i>	<i>1846</i>	<i>339</i>	<i>1144</i>	<i>527</i>	<i>200</i>	<i>303</i>	<i>40</i>
D06E: I get a real kick out of doing things that are a little dangerous																
1. Disagree	13.2	10.0	16.4	12.0	24.1	12.1	11.3	17.2	9.3	12.9	14.1	17.7	10.5	9.1	2.6	8.5
2. Mostly disagree	13.3	8.2	17.7	14.6	10.5	8.9	14.0	13.4	15.8	14.1	9.2	16.4	11.5	12.1	7.9	7.4
3. Neither	27.4	25.8	28.5	25.7	27.9	33.5	28.7	24.7	26.0	27.7	24.5	29.8	29.4	20.5	20.8	22.9
4. Mostly agree	29.9	37.0	23.9	31.0	25.8	33.5	29.2	27.5	31.8	30.4	28.7	25.2	32.2	38.9	38.1	24.0
5. Agree	16.2	18.9	13.5	16.7	11.7	12.1	16.8	17.2	17.1	14.9	23.4	10.9	16.5	19.4	30.6	37.3
<i>Item 7050 Subject Q04</i>	<i>N</i> 2254	<i>1018</i>	<i>1142</i>	<i>1347</i>	<i>261</i>	<i>385</i>	<i>530</i>	<i>840</i>	<i>499</i>	<i>1835</i>	<i>343</i>	<i>1143</i>	<i>524</i>	<i>201</i>	<i>303</i>	<i>41</i>
D06F: I like to test myself every now and then by doing something a little risky																
1. Disagree	14.2	10.6	17.4	12.5	21.8	12.8	12.1	16.3	14.0	13.7	15.5	17.4	11.5	10.1	6.1	9.2
2. Mostly disagree	11.8	8.2	15.2	13.6	7.4	10.8	11.5	12.8	11.3	12.6	9.3	15.9	7.7	11.6	5.2	3.0
3. Neither	25.1	21.9	27.5	24.3	25.0	28.1	25.5	24.1	24.3	25.3	23.8	26.4	29.8	20.2	17.8	16.7
4. Mostly agree	32.3	38.9	27.0	34.5	25.5	34.7	32.7	29.9	34.2	32.9	30.2	29.1	32.8	39.5	41.3	32.0
5. Agree	16.5	20.4	12.9	15.1	20.4	13.6	18.2	17.0	16.1	15.5	21.2	11.2	18.3	18.5	29.7	39.2
<i>Item 7060 Subject Q04</i>	<i>N</i> 2260	<i>1014</i>	<i>1150</i>	<i>1346</i>	<i>265</i>	<i>385</i>	<i>529</i>	<i>846</i>	<i>501</i>	<i>1841</i>	<i>342</i>	<i>1143</i>	<i>525</i>	<i>201</i>	<i>303</i>	<i>40</i>
D06G: I take a positive attitude toward myself																
1. Disagree	4.3	4.6	3.9	3.8	5.3	3.3	5.4	5.1	2.4	3.0	10.6	4.3	3.2	3.2	5.4	5.9
2. Mostly disagree	5.3	3.7	7.0	5.1	3.9	7.8	4.2	5.1	4.8	5.3	5.9	4.8	4.6	7.6	6.7	7.3
3. Neither	15.3	16.4	14.4	15.1	14.7	17.5	15.6	13.4	16.7	14.5	20.3	14.1	15.5	11.3	20.9	8.6
4. Mostly agree	40.5	36.8	43.1	43.6	26.7	43.8	42.8	37.0	41.7	41.1	38.5	41.7	40.1	42.8	36.0	47.0
5. Agree	34.6	38.6	31.5	32.3	49.3	27.6	31.9	39.5	34.4	36.2	24.7	35.2	36.6	35.2	30.9	31.2
<i>Item 12550 Subject Q01</i>	<i>N</i> 2254	<i>1011</i>	<i>1148</i>	<i>1345</i>	<i>261</i>	<i>384</i>	<i>529</i>	<i>843</i>	<i>497</i>	<i>1839</i>	<i>338</i>	<i>1139</i>	<i>523</i>	<i>201</i>	<i>304</i>	<i>40</i>
D06H: I feel I am a person of worth, on an equal plane with others																
1. Disagree	3.8	4.0	3.3	3.1	7.5	3.1	4.1	4.9	2.0	2.6	9.3	3.5	2.2	3.3	6.1	2.4
2. Mostly disagree	5.5	4.2	6.4	4.8	6.1	5.2	5.8	5.1	6.2	5.2	8.1	5.1	5.2	6.4	7.1	7.0
3. Neither	13.4	13.1	13.2	12.5	13.1	15.9	13.3	12.5	13.3	12.3	19.2	11.9	13.7	12.0	18.7	11.3
4. Mostly agree	34.5	33.8	35.2	37.0	24.5	33.6	37.1	33.2	34.5	34.5	35.1	34.9	37.2	36.2	25.8	49.4
5. Agree	42.8	44.9	41.8	42.6	48.8	42.3	39.8	44.3	44.0	45.5	28.2	44.6	41.7	42.1	42.4	30.0
<i>Item 12570 Subject Q01</i>	<i>N</i> 2247	<i>1011</i>	<i>1141</i>	<i>1343</i>	<i>259</i>	<i>385</i>	<i>528</i>	<i>835</i>	<i>499</i>	<i>1829</i>	<i>341</i>	<i>1139</i>	<i>524</i>	<i>200</i>	<i>302</i>	<i>41</i>

DESCRIPTIVE RESULTS: 2010

121

QUESTIONNAIRE FORM 2 2010	TOTAL	SEX		RACE		REGION				COLLEGE PLANS?		ILLICIT DRUG USE: LIFETIME					
		M	F	White	Black	NE	NC	S	W	Yes	No	None	Mari- juana Only	Few Pills	More Pills	Any Her- oin	
<i>N (Weighted No. of Cases):</i>	2539	1122	1246	1442	306	486	563	948	542	1954	373	1259	580	215	340	45	
<i>% of Weighted Total:</i>	100.0	44.2	49.1	56.8	12.1	19.1	22.2	37.3	21.4	77.0	14.7	49.6	22.8	8.4	13.4	1.8	
D06I: I am able to do things as well as most other people																	
1. Disagree	2.3	2.7	1.7	1.3	5.8	1.9	2.4	3.5	0.5	1.0	8.0	1.9	2.1	2.0	2.3	2.4	
2. Mostly disagree	3.4	3.4	3.2	2.7	1.8	3.5	3.1	3.8	2.8	2.6	5.4	2.7	3.0	6.0	3.1	19.0	
3. Neither	11.3	10.6	12.0	11.0	11.9	12.1	12.3	10.7	10.6	10.7	13.9	11.0	13.1	8.6	10.8	9.8	
4. Mostly agree	37.4	34.9	39.3	39.6	30.1	37.9	40.2	33.0	41.3	37.4	41.9	39.9	36.2	39.9	30.8	19.0	
5. Agree	45.7	48.4	43.8	45.4	50.5	44.6	41.9	49.0	44.9	48.3	30.9	44.6	45.6	43.4	53.0	49.7	
<i>Item 12580 Subject Q01</i>	<i>N</i>	<i>2243</i>	<i>1007</i>	<i>1141</i>	<i>1345</i>	<i>255</i>	<i>387</i>	<i>526</i>	<i>832</i>	<i>498</i>	<i>1827</i>	<i>339</i>	<i>1140</i>	<i>524</i>	<i>198</i>	<i>299</i>	<i>40</i>
D06J: On the whole, I'm satisfied with myself																	
1. Disagree	4.4	5.1	3.8	3.5	8.1	5.3	4.0	5.0	3.3	3.2	10.2	4.3	3.1	2.6	5.0	9.0	
2. Mostly disagree	5.2	3.4	6.6	4.8	3.7	6.5	5.3	4.8	4.7	4.7	6.8	4.6	3.7	8.1	6.5	18.9	
3. Neither	11.5	11.9	11.2	11.3	11.3	14.8	12.4	9.5	11.5	10.9	15.9	10.2	12.6	10.0	17.0	5.5	
4. Mostly agree	35.6	33.4	36.9	36.7	22.7	32.5	36.2	32.1	43.2	35.9	34.9	34.6	38.0	42.9	30.8	27.6	
5. Agree	43.3	46.2	41.4	43.6	54.2	41.0	42.1	48.6	37.4	45.3	32.2	46.3	42.6	36.4	40.7	39.1	
<i>Item 12620 Subject P01, Q01</i>	<i>N</i>	<i>2237</i>	<i>1000</i>	<i>1142</i>	<i>1337</i>	<i>259</i>	<i>383</i>	<i>524</i>	<i>835</i>	<i>495</i>	<i>1828</i>	<i>334</i>	<i>1136</i>	<i>519</i>	<i>197</i>	<i>300</i>	<i>39</i>
D06K: I feel I do not have much to be proud of																	
1. Disagree	43.2	43.2	44.1	43.6	50.9	39.1	41.4	49.9	37.2	44.2	35.7	45.8	41.9	46.0	36.2	20.1	
2. Mostly disagree	25.4	23.7	27.1	28.0	17.9	27.3	28.3	20.6	29.0	26.7	20.6	25.7	25.8	20.5	26.2	28.1	
3. Neither	17.3	19.3	14.8	16.4	18.9	17.5	17.0	16.5	18.7	15.9	24.3	16.7	18.4	11.1	19.5	32.2	
4. Mostly agree	9.5	8.4	10.3	8.6	6.5	11.9	9.3	8.2	9.9	8.6	14.4	7.5	10.1	19.2	11.2	7.8	
5. Agree	4.6	5.4	3.7	3.5	5.8	4.2	3.9	4.8	5.2	4.5	5.1	4.3	3.8	3.2	6.9	11.8	
<i>Item 12660 Subject Q01</i>	<i>N</i>	<i>2238</i>	<i>998</i>	<i>1144</i>	<i>1337</i>	<i>259</i>	<i>385</i>	<i>523</i>	<i>832</i>	<i>498</i>	<i>1824</i>	<i>338</i>	<i>1137</i>	<i>523</i>	<i>197</i>	<i>298</i>	<i>38</i>
D06L: Sometimes I think that I am no good at all																	
1. Disagree	41.8	45.8	38.8	42.0	46.9	38.2	41.1	46.4	37.8	41.7	39.3	43.1	41.9	42.0	37.9	32.9	
2. Mostly disagree	19.2	18.8	20.0	21.0	14.3	19.4	19.4	17.0	22.4	20.2	14.6	21.0	20.1	17.4	12.5	9.7	
3. Neither	18.7	19.3	17.8	17.9	19.7	21.4	19.4	17.6	17.8	18.5	22.9	16.4	23.3	17.0	21.8	15.1	
4. Mostly agree	13.0	10.0	15.4	12.7	8.3	14.9	12.7	11.8	14.2	12.5	17.9	11.9	10.3	15.9	19.3	19.0	
5. Agree	7.2	6.1	7.9	6.4	10.9	6.2	7.4	7.3	7.8	7.1	5.3	7.7	4.4	7.7	8.6	23.4	
<i>Item 12680 Subject Q01</i>	<i>N</i>	<i>2241</i>	<i>1001</i>	<i>1144</i>	<i>1340</i>	<i>260</i>	<i>383</i>	<i>524</i>	<i>835</i>	<i>498</i>	<i>1826</i>	<i>338</i>	<i>1137</i>	<i>523</i>	<i>198</i>	<i>298</i>	<i>39</i>
D06M: I feel that I can't do anything right																	
1. Disagree	47.4	51.8	43.5	49.8	50.5	44.4	48.0	50.0	44.7	48.8	39.9	49.5	47.9	46.6	42.4	31.8	
2. Mostly disagree	23.1	21.1	25.7	23.7	14.6	21.7	23.6	22.0	25.3	24.1	18.3	23.2	24.1	22.4	19.0	33.5	
3. Neither	17.3	16.7	17.2	16.4	19.3	22.7	16.4	14.2	19.0	16.2	23.4	15.6	19.4	17.8	19.5	14.1	
4. Mostly agree	7.8	6.5	8.9	7.2	6.5	7.7	7.9	8.4	6.8	7.1	11.8	6.9	5.7	9.3	12.6	14.5	
5. Agree	4.5	4.0	4.8	2.9	9.0	3.5	4.0	5.4	4.1	3.8	6.7	4.8	2.8	3.9	6.4	6.1	
<i>Item 12720 Subject Q01</i>	<i>N</i>	<i>2240</i>	<i>1001</i>	<i>1145</i>	<i>1338</i>	<i>260</i>	<i>384</i>	<i>525</i>	<i>832</i>	<i>498</i>	<i>1826</i>	<i>338</i>	<i>1137</i>	<i>523</i>	<i>198</i>	<i>298</i>	<i>40</i>
D06N: I feel that my life is not very useful																	
1. Disagree	57.2	59.9	55.3	59.2	57.7	52.7	57.5	60.9	53.9	58.4	49.3	59.3	57.8	56.0	50.3	46.5	
2. Mostly disagree	17.8	15.5	20.0	19.5	12.5	20.6	16.7	16.0	19.9	18.6	15.6	18.4	17.9	18.2	16.0	11.6	
3. Neither	14.9	14.8	14.4	13.4	17.1	18.3	15.1	12.9	15.2	13.9	21.5	13.2	17.0	12.2	17.8	25.0	
4. Mostly agree	6.0	5.8	6.0	4.6	4.4	5.1	6.7	5.8	6.3	5.6	8.4	5.3	4.9	7.8	8.3	12.4	
5. Agree	4.1	3.9	4.3	3.3	8.3	3.2	4.0	4.4	4.6	3.6	5.2	3.8	2.4	5.8	7.6	4.4	
<i>Item 12750 Subject Q01</i>	<i>N</i>	<i>2232</i>	<i>997</i>	<i>1141</i>	<i>1336</i>	<i>257</i>	<i>381</i>	<i>523</i>	<i>831</i>	<i>498</i>	<i>1824</i>	<i>334</i>	<i>1135</i>	<i>519</i>	<i>198</i>	<i>296</i>	<i>38</i>
D07: How many of your friends would you estimate . . .																	
D07A: Smoke cigarettes?																	
1. None	22.0	17.9	25.7	19.5	33.2	21.8	18.4	23.4	23.7	22.5	18.9	29.8	17.3	8.5	6.4	15.5	
2. A few	36.2	35.2	36.8	35.3	33.9	39.4	36.9	30.5	42.8	37.1	32.0	40.8	34.6	35.3	25.9	15.7	
3. Some	26.8	30.6	24.1	29.3	17.0	27.8	29.8	26.6	23.4	27.5	22.9	23.5	29.7	35.4	31.9	26.1	
4. Most	13.3	14.7	11.6	14.2	11.4	9.3	13.2	17.9	8.7	11.5	23.1	5.5	16.4	19.9	30.9	30.0	
5. All	1.6	1.6	1.7	1.6	4.4	1.7	1.7	1.7	1.5	1.4	3.1	0.3	2.0	0.9	4.9	12.7	
<i>Item 7070 Subject A02a</i>	<i>N</i>	<i>2233</i>	<i>999</i>	<i>1138</i>	<i>1339</i>	<i>260</i>	<i>377</i>	<i>524</i>	<i>836</i>	<i>497</i>	<i>1819</i>	<i>341</i>	<i>1136</i>	<i>514</i>	<i>198</i>	<i>298</i>	<i>41</i>

QUESTIONNAIRE FORM 2 2010	TOTAL	SEX		RACE		REGION				COLLEGE PLANS?		ILLICIT DRUG USE: LIFETIME				
		M	F	White	Black	NE	NC	S	W	Yes	No	None	Mari- juana Only	Few Pills	More Pills	Any Her- oin
<i>N (Weighted No. of Cases):</i>	2539	1122	1246	1442	306	486	563	948	542	1954	373	1259	580	215	340	45
<i>% of Weighted Total:</i>	100.0	44.2	49.1	56.8	12.1	19.1	22.2	37.3	21.4	77.0	14.7	49.6	22.8	8.4	13.4	1.8
D07B: Smoke marijuana (pot, weed) or hashish?																
1. None	20.3	17.6	22.5	19.8	21.4	16.5	20.1	23.7	17.6	20.3	20.8	32.6	9.1	4.9	3.3	7.8
2. A few	29.1	27.1	31.0	31.5	23.9	27.0	29.5	28.9	30.7	30.0	25.0	38.1	20.5	23.8	15.0	13.3
3. Some	27.0	27.7	26.5	26.9	20.3	29.7	29.6	24.4	26.7	27.2	25.6	21.6	37.1	32.2	29.4	18.8
4. Most	19.6	22.4	17.2	18.9	24.4	22.0	17.5	18.9	21.1	18.7	23.4	6.8	28.7	34.0	40.3	38.9
5. All	4.0	5.1	2.8	2.9	10.0	4.8	3.2	4.0	3.9	3.8	5.2	0.9	4.6	5.2	11.9	21.2
<i>Item 7080 Subject A02a</i>	<i>N</i> 2233	997	1140	1337	262	378	524	835	496	1821	339	1136	513	198	299	40
D07C: Take LSD?																
1. None	77.7	76.8	79.0	77.3	85.2	79.6	80.8	77.6	73.4	78.1	77.1	84.0	83.2	61.9	60.5	37.0
2. A few	16.6	17.6	15.8	17.7	8.6	15.1	15.3	16.8	18.6	17.3	12.7	13.3	13.9	29.4	23.5	37.8
3. Some	4.1	3.9	4.0	3.4	4.5	3.5	2.8	4.2	5.9	3.6	6.5	2.1	2.0	5.9	12.7	12.8
4. Most	1.0	1.2	0.7	1.1	0.9	1.3	0.3	1.0	1.3	0.6	2.7	0.3	0.8	2.1	1.5	7.1
5. All	0.6	0.5	0.5	0.5	0.8	0.4	0.8	0.4	0.7	0.4	1.0	0.2	0.1	0.7	1.8	5.3
<i>Item 7090 Subject A02a</i>	<i>N</i> 2217	988	1137	1327	258	377	515	833	493	1812	330	1129	510	197	294	41
D07D: Take other hallucinogens (mescaline, peyote, "shrooms" or psilocybin, PCP, etc.)?																
1. None	67.7	65.4	69.8	66.1	81.1	72.4	70.1	68.8	59.7	67.6	69.4	80.1	71.3	44.4	34.1	27.0
2. A few	23.5	24.9	22.4	25.7	11.9	21.6	22.4	22.1	28.2	24.0	20.1	15.2	24.9	41.5	38.8	42.9
3. Some	6.8	7.1	6.3	6.3	4.3	4.7	5.4	7.2	9.4	6.7	8.0	4.0	3.2	11.3	20.9	13.9
4. Most	1.5	1.9	1.2	1.6	1.5	0.9	1.1	1.7	2.2	1.3	1.9	0.6	0.4	2.6	4.9	8.7
5. All	0.5	0.6	0.4	0.3	1.2	0.4	1.0	0.1	0.4	0.4	0.6	0.2	0.1	0.1	1.3	7.5
<i>Item 7100 Subject A02a</i>	<i>N</i> 2217	996	1125	1333	251	377	521	825	495	1806	335	1132	513	197	293	41
D07E: Take amphetamines (uppers, pep pills, bennies, speed)?																
1. None	68.9	67.5	70.8	67.2	76.4	76.7	68.7	65.5	69.0	69.3	68.5	80.9	73.9	51.3	32.0	22.9
2. A few	21.1	22.1	20.1	22.7	13.7	18.0	22.0	21.5	22.0	21.8	17.5	14.7	20.6	36.3	36.0	31.4
3. Some	7.0	7.7	6.1	7.5	5.4	3.9	6.8	8.6	7.0	6.9	7.4	3.3	4.3	7.4	23.7	19.4
4. Most	2.1	1.8	2.2	2.0	1.8	0.8	1.2	3.9	1.1	1.3	5.1	0.8	0.9	4.1	5.3	20.8
5. All	0.8	0.8	0.8	0.7	2.7	0.6	1.3	0.5	0.9	0.6	1.5	0.3	0.2	0.9	3.0	5.4
<i>Item 7110 Subject A02a</i>	<i>N</i> 2218	995	1127	1330	254	377	522	827	493	1804	338	1133	511	197	296	41
D07F: Take sedatives/barbiturates (downers)?																
1. None	76.5	76.3	76.6	75.3	84.3	84.7	79.3	71.6	75.3	77.2	73.1	85.2	83.3	59.8	47.8	35.3
2. A few	16.2	16.0	16.6	16.8	10.1	11.6	13.7	19.1	17.6	16.7	13.8	11.3	13.4	30.0	29.4	32.1
3. Some	5.8	6.1	5.2	6.5	3.4	2.7	5.4	7.4	5.7	5.0	10.1	2.9	2.8	8.4	17.8	21.7
4. Most	1.0	1.1	0.9	0.8	1.3	0.7	0.6	1.4	1.0	0.8	2.0	0.4	0.5	0.8	3.2	5.4
5. All	0.5	0.4	0.6	0.5	0.8	0.2	1.0	0.5	0.3	0.4	1.0	0.2	-	0.9	1.8	5.5
<i>Item 7135 Subject A02a</i>	<i>N</i> 2214	992	1126	1331	254	377	520	828	489	1801	337	1130	511	196	295	40
D07G: Take tranquilizers?																
1. None	83.9	84.1	84.5	83.7	87.9	90.6	85.3	79.9	84.0	84.8	83.4	90.8	88.2	76.4	60.9	41.5
2. A few	11.0	11.1	10.9	11.4	7.1	7.4	9.5	13.3	11.4	10.9	10.1	6.9	9.7	18.0	23.3	24.2
3. Some	3.7	2.8	3.9	3.9	3.1	0.7	3.6	5.1	3.6	3.3	5.1	1.9	1.6	4.8	12.7	10.7
4. Most	1.0	1.6	0.3	0.5	1.0	1.0	0.7	1.6	0.3	0.7	1.0	0.3	0.2	0.5	2.2	18.3
5. All	0.4	0.4	0.4	0.4	0.8	0.2	0.9	0.1	0.7	0.4	0.5	0.2	0.3	0.4	0.8	5.3
<i>Item 7140 Subject A02a</i>	<i>N</i> 2208	990	1122	1325	254	376	520	822	490	1799	336	1128	508	197	293	41
D07H: Take cocaine?																
1. None	77.1	75.3	78.8	77.6	83.4	81.5	83.1	76.7	68.1	78.0	75.3	85.0	82.4	70.8	49.5	23.3
2. A few	17.7	19.3	16.6	18.2	11.6	15.2	14.3	16.6	24.8	17.6	17.6	12.1	14.6	27.3	37.7	31.5
3. Some	3.9	3.5	3.8	3.4	3.3	2.8	1.1	5.3	5.3	3.5	4.9	2.3	2.5	1.8	10.1	19.1
4. Most	0.4	0.4	0.4	0.3	-	-	0.6	0.3	1.0	0.4	0.5	0.2	0.2	-	1.9	2.4
5. All	1.0	1.5	0.3	0.7	1.7	0.5	1.0	1.1	0.9	0.5	1.7	0.3	0.3	-	0.8	23.7
<i>Item 7150 Subject A02a</i>	<i>N</i> 2209	985	1129	1330	256	369	519	830	490	1800	335	1125	508	196	295	41

DESCRIPTIVE RESULTS: 2010

123

QUESTIONNAIRE FORM 2 2010	TOTAL	SEX		RACE		REGION				COLLEGE PLANS?		ILLICIT DRUG USE: LIFETIME				
		M	F	White	Black	NE	NC	S	W	Yes	No	None	Mari- juana Only	Few Pills	More Pills	Any Her- oin
<i>N (Weighted No. of Cases):</i>	2539	1122	1246	1442	306	486	563	948	542	1954	373	1259	580	215	340	45
<i>% of Weighted Total:</i>	100.0	44.2	49.1	56.8	12.1	19.1	22.2	37.3	21.4	77.0	14.7	49.6	22.8	8.4	13.4	1.8
D07I: Take heroin?																
1. None	87.6	87.3	88.5	88.3	89.7	87.9	90.4	88.2	83.5	87.8	88.6	88.8	91.4	89.8	81.6	42.7
2. A few	9.5	9.4	9.1	9.2	6.8	10.3	7.2	7.7	14.6	10.1	7.0	9.0	7.8	9.2	13.4	22.9
3. Some	1.6	1.4	1.8	1.8	0.4	1.1	0.8	2.4	1.4	1.4	2.0	1.7	0.1	0.5	3.7	5.3
4. Most	0.5	0.7	0.2	0.2	1.3	0.3	0.6	0.6	0.3	0.4	0.5	0.2	0.4	0.5	0.7	4.1
5. All	0.8	1.2	0.3	0.5	1.7	0.5	1.0	1.1	0.3	0.3	1.8	0.3	0.3	-	0.6	25.0
<i>Item 7160 Subject A02a</i>	<i>N</i> 2203	982	1128	1323	255	372	518	826	487	1802	329	1125	508	193	294	40
D07J: Take other narcotics (codeine, Vicodin, OxyContin, Percocet, etc.)?																
1. None	63.7	62.0	65.1	59.4	76.2	69.2	63.7	62.7	61.1	64.0	62.7	78.1	67.2	37.2	24.1	17.5
2. A few	23.7	23.6	24.4	26.9	13.3	21.6	24.0	21.8	28.1	24.7	20.9	17.3	24.7	44.4	34.9	20.2
3. Some	8.9	10.0	7.3	10.0	5.1	7.0	9.5	9.9	7.9	8.4	10.0	3.0	6.6	13.8	29.8	27.4
4. Most	2.6	2.7	2.4	2.8	2.9	1.0	1.9	4.2	1.9	2.4	3.6	1.1	1.0	4.7	8.7	12.2
5. All	1.2	1.7	0.8	0.9	2.5	1.3	1.0	1.4	1.0	0.6	2.8	0.5	0.6	-	2.5	22.7
<i>Item 7170 Subject A02a</i>	<i>N</i> 2208	987	1127	1327	256	372	520	827	489	1802	332	1124	509	196	295	40
D07K: Use inhalants (sniff glue, aerosols, laughing gas, etc.)?																
1. None	81.0	82.3	81.4	82.3	86.8	87.0	83.0	80.4	75.6	80.9	83.2	84.7	85.9	71.8	68.8	48.4
2. A few	13.5	12.5	13.4	13.3	8.6	9.2	11.9	13.2	19.2	14.3	10.8	11.4	10.6	23.0	21.1	18.5
3. Some	3.6	3.2	3.8	3.3	2.2	2.3	3.6	4.3	3.5	3.5	3.9	2.7	2.2	4.8	8.1	8.6
4. Most	1.0	0.9	0.9	0.5	1.3	0.5	0.6	1.3	1.3	1.0	0.9	0.8	1.1	0.5	1.0	5.7
5. All	0.8	1.1	0.5	0.5	1.2	1.0	0.9	0.8	0.4	0.4	1.2	0.4	0.1	-	1.1	18.8
<i>Item 7180 Subject A02a</i>	<i>N</i> 2195	984	1121	1324	254	368	517	823	487	1791	331	1121	504	194	293	41
D07L: Drink alcoholic beverages (liquor, beer, wine)?																
1. None	16.1	16.1	16.2	13.8	29.8	14.7	12.9	18.5	16.7	15.1	20.1	22.0	11.5	7.5	3.9	5.8
2. A few	12.8	12.3	13.0	11.2	15.7	9.4	11.2	14.3	14.5	13.0	12.1	18.0	7.6	9.2	4.7	15.0
3. Some	19.6	19.5	20.3	19.9	15.5	17.2	22.0	18.1	21.5	20.6	16.6	25.6	16.4	13.6	9.8	5.8
4. Most	35.7	34.3	36.3	39.1	22.9	36.7	39.3	33.4	35.0	36.1	32.5	27.4	43.8	53.2	45.1	20.4
5. All	15.7	17.9	14.1	16.0	16.0	22.0	14.5	15.7	12.3	15.1	18.8	7.1	20.6	16.6	36.5	52.9
<i>Item 7190 Subject A02a</i>	<i>N</i> 2209	987	1129	1329	255	371	521	825	491	1804	331	1125	511	196	292	41
D07M: Get drunk at least once a week?																
1. None	26.5	25.5	27.9	23.7	38.3	24.4	22.4	27.7	30.3	26.1	27.8	35.5	19.6	14.7	10.9	8.4
2. A few	25.7	24.4	27.0	25.5	24.3	24.0	24.6	27.3	25.4	26.1	24.0	29.7	22.0	24.0	20.3	16.0
3. Some	24.1	25.4	23.0	26.7	14.3	21.7	27.1	23.2	24.5	25.1	19.6	21.9	26.6	30.2	25.8	13.0
4. Most	17.4	17.8	16.5	17.8	15.4	19.4	19.4	16.6	15.0	17.0	20.4	10.5	23.7	27.9	26.2	28.9
5. All	6.3	6.9	5.6	6.3	7.6	10.5	6.5	5.1	4.8	5.7	8.2	2.4	8.0	3.2	16.8	33.6
<i>Item 7200 Subject A02a</i>	<i>N</i> 2208	988	1129	1327	256	367	522	827	493	1802	332	1125	510	196	294	41
D07N: Take "crack" cocaine?																
1. None	84.8	86.1	83.9	86.2	89.3	90.3	88.2	84.3	77.7	85.0	85.7	87.1	89.8	80.8	75.9	40.6
2. A few	11.6	9.9	13.0	11.0	6.0	8.0	9.0	10.8	18.7	12.1	9.9	10.2	8.6	16.6	18.4	22.5
3. Some	2.1	2.1	1.9	1.8	2.0	0.7	1.3	3.1	2.3	2.0	1.8	1.7	1.0	2.3	4.0	9.8
4. Most	0.5	0.4	0.5	0.3	-	-	0.2	0.7	0.7	0.4	0.7	0.3	0.3	-	0.7	7.5
5. All	1.0	1.4	0.7	0.7	2.7	1.0	1.2	1.2	0.6	0.5	1.9	0.6	0.3	0.3	1.0	19.7
<i>Item 7151 Subject A02a</i>	<i>N</i> 2201	982	1126	1324	255	369	519	827	486	1799	328	1121	508	193	294	40
E01: How much do you think people risk harming themselves (physically or in other ways) if they . . .																
E01A: Try cocaine in powder form once or twice																
1. No risk	8.1	10.0	6.1	6.7	15.5	8.5	7.0	9.3	7.2	6.8	14.0	6.6	6.2	7.8	13.5	19.8
2. Slight risk	15.6	14.8	16.4	16.7	9.4	11.1	15.1	16.2	18.5	15.6	16.9	14.0	10.8	22.8	24.4	33.5
3. Moderate risk	22.6	22.0	23.4	25.0	14.6	24.2	26.9	19.2	22.5	22.9	21.3	22.5	23.4	21.7	21.8	10.7
4. Great risk	48.2	46.0	50.3	46.1	54.2	50.4	44.8	49.7	47.5	49.8	38.9	51.5	53.5	42.3	34.7	30.1
5. Can't say, drug unfamiliar	5.5	7.1	3.9	5.6	6.3	5.8	6.1	5.7	4.3	4.9	8.9	5.3	6.1	5.4	5.6	5.9
<i>Item 12501 Subject A14a</i>	<i>N</i> 2175	959	1123	1308	251	357	515	816	487	1781	322	1111	498	192	292	38

QUESTIONNAIRE FORM 2 2010	TOTAL	SEX		RACE		REGION				COLLEGE PLANS?		ILLICIT DRUG USE: LIFETIME				
		M	F	White	Black	NE	NC	S	W	Yes	No	None	Mari- juana Only	Few Pills	More Pills	Any Her- oin
<i>N (Weighted No. of Cases):</i>	2539	1122	1246	1442	306	486	563	948	542	1954	373	1259	580	215	340	45
<i>% of Weighted Total:</i>	100.0	44.2	49.1	56.8	12.1	19.1	22.2	37.3	21.4	77.0	14.7	49.6	22.8	8.4	13.4	1.8
E01B: Take cocaine powder occasionally																
1. No risk	4.5	5.3	3.3	2.5	12.4	5.3	3.3	5.2	4.1	3.3	9.6	4.3	4.3	1.6	3.7	11.9
2. Slight risk	5.9	6.5	5.4	6.2	4.6	4.5	6.8	6.2	5.6	5.8	7.5	3.4	2.9	11.0	16.1	15.9
3. Moderate risk	21.5	19.6	23.2	23.5	15.0	19.0	23.5	20.2	23.2	21.8	20.8	21.8	17.7	23.0	24.1	22.5
4. Great risk	62.6	61.7	64.2	62.1	61.8	65.1	60.2	62.7	63.2	64.4	52.8	65.3	68.9	59.2	50.5	43.8
5. Can't say, drug unfamiliar	5.5	6.9	4.0	5.6	6.2	6.0	6.2	5.7	3.9	4.8	9.4	5.2	6.3	5.2	5.7	6.0
<i>Item 12502 Subject A14a</i>	<i>N</i> 2174	964	1118	1307	251	357	518	812	487	1782	322	1118	496	191	289	38
E01C: Take cocaine powder regularly																
1. No risk	4.6	5.1	3.7	2.6	13.0	5.5	3.2	6.0	3.2	3.2	10.5	4.5	4.5	1.6	3.8	11.9
2. Slight risk	1.1	1.8	0.4	1.0	2.0	0.8	1.4	0.7	1.5	1.1	1.2	0.6	0.5	1.4	0.9	5.7
3. Moderate risk	6.9	6.9	6.9	7.4	7.3	4.6	8.7	8.1	4.6	6.6	9.6	5.3	5.0	9.5	12.0	16.4
4. Great risk	81.8	79.2	84.8	83.0	71.3	82.9	80.3	79.5	86.3	84.4	68.9	84.4	83.8	82.1	76.5	60.0
5. Can't say, drug unfamiliar	5.6	7.1	4.2	5.9	6.4	6.2	6.3	5.6	4.5	4.7	9.8	5.3	6.0	5.4	6.7	6.0
<i>Item 12503 Subject A14a</i>	<i>N</i> 2171	958	1120	1307	252	354	517	816	484	1779	322	1115	494	192	290	38
E01D: Try "crack" cocaine once or twice																
1. No risk	7.2	8.4	5.6	6.0	14.4	5.7	6.4	9.0	6.0	5.7	13.5	6.4	5.7	5.1	9.8	19.0
2. Slight risk	16.6	14.6	18.3	17.3	8.5	15.1	17.2	16.0	17.9	16.4	19.2	15.9	12.5	24.1	20.4	24.9
3. Moderate risk	20.0	19.8	20.5	23.0	14.6	20.9	24.6	16.3	20.9	20.9	17.7	20.4	19.2	19.3	21.3	12.4
4. Great risk	50.2	49.4	51.2	47.5	55.2	52.2	45.2	52.5	50.3	51.7	40.8	51.7	55.8	45.7	41.7	37.6
5. Can't say, drug unfamiliar	6.0	7.8	4.4	6.2	7.2	6.1	6.6	6.3	5.0	5.3	8.7	5.7	6.8	5.8	6.9	6.1
<i>Item 12504 Subject A14a</i>	<i>N</i> 2170	961	1119	1307	250	358	516	812	484	1774	324	1113	493	192	291	37
E01E: Take "crack" cocaine occasionally																
1. No risk	4.6	5.5	3.6	2.9	13.4	4.4	3.5	6.0	3.7	3.2	10.0	4.2	4.6	1.6	4.9	8.4
2. Slight risk	3.8	3.6	3.9	4.0	4.1	2.9	3.5	4.5	3.7	3.5	6.0	3.2	2.0	5.7	5.9	17.5
3. Moderate risk	21.3	17.0	25.0	23.3	12.8	18.7	25.0	19.8	21.7	21.9	20.3	22.8	15.9	24.9	22.2	19.7
4. Great risk	64.3	66.2	63.2	63.8	62.3	68.2	61.8	63.3	65.9	66.1	54.7	64.2	70.9	62.7	59.8	48.3
5. Can't say, drug unfamiliar	6.0	7.8	4.3	6.0	7.4	5.9	6.2	6.4	5.0	5.2	9.0	5.7	6.5	5.1	7.1	6.1
<i>Item 12505 Subject A14a</i>	<i>N</i> 2156	946	1119	1298	248	350	513	808	485	1770	317	1112	494	190	284	38
E01F: Take "crack" cocaine regularly																
1. No risk	4.5	5.2	3.6	2.8	12.5	4.6	3.3	5.8	3.5	3.1	10.4	4.3	4.2	1.3	4.5	11.9
2. Slight risk	0.7	0.9	0.4	0.4	1.6	0.9	0.7	1.0	0.2	0.7	0.9	0.6	0.2	0.9	0.3	4.6
3. Moderate risk	5.0	5.3	4.8	5.4	5.3	2.1	6.3	5.4	5.3	4.6	7.3	4.6	5.4	6.0	5.4	10.9
4. Great risk	83.8	80.9	86.9	85.1	73.0	86.4	83.2	81.6	86.0	86.4	71.8	84.9	83.7	86.7	82.8	66.7
5. Can't say, drug unfamiliar	6.0	7.7	4.3	6.2	7.6	6.0	6.5	6.2	5.0	5.1	9.6	5.6	6.6	5.2	7.0	6.0
<i>Item 12506 Subject A14a</i>	<i>N</i> 2153	948	1114	1296	249	350	512	809	482	1761	322	1107	492	189	286	38
E01G: Try any narcotic other than heroin (codeine, Vicodin, OxyContin, Percocet, etc.) once or twice																
1. No risk	10.6	12.9	8.4	9.9	16.7	10.3	10.1	12.5	8.2	9.7	14.6	6.6	8.4	13.6	25.5	20.0
2. Slight risk	21.4	21.8	21.3	24.5	12.7	19.4	26.8	17.5	23.5	21.5	21.8	17.9	17.8	35.2	31.5	35.6
3. Moderate risk	20.7	20.3	21.0	23.5	16.0	22.6	23.3	17.9	21.1	21.5	16.9	23.5	20.4	18.0	15.9	7.3
4. Great risk	40.4	37.3	43.4	35.7	46.6	40.6	33.3	44.6	41.0	41.3	36.2	44.6	46.4	29.3	20.3	31.1
5. Can't say, drug unfamiliar	6.9	7.7	5.9	6.5	8.0	7.1	6.5	7.4	6.3	6.0	10.5	7.5	7.1	3.9	6.7	6.0
<i>Item 32600 Subject A14a</i>	<i>N</i> 2156	953	1111	1300	246	354	518	804	481	1764	322	1107	493	190	288	38
E01H: Try any narcotic other than heroin occasionally																
1. No risk	5.4	6.9	3.8	4.1	12.9	4.9	4.8	6.6	4.3	4.3	10.0	4.6	4.4	2.9	8.1	14.6
2. Slight risk	8.2	10.2	6.4	9.5	5.7	8.1	9.2	7.3	8.6	8.0	9.8	4.1	6.4	12.2	22.6	16.0
3. Moderate risk	25.6	25.0	25.8	29.3	14.8	22.5	32.5	23.5	23.8	26.6	22.9	24.9	23.1	31.7	30.1	27.7
4. Great risk	54.3	50.4	58.0	50.5	58.8	57.6	46.9	55.4	57.8	55.4	47.7	59.6	59.6	48.5	31.8	35.6
5. Can't say, drug unfamiliar	6.6	7.4	5.9	6.6	7.7	6.8	6.6	7.1	5.5	5.7	9.7	6.8	6.4	4.7	7.4	6.1
<i>Item 32610 Subject A14a</i>	<i>N</i> 2147	948	1106	1294	247	353	513	799	482	1757	319	1102	494	188	286	38
E01I: Try any narcotic other than heroin regularly																
1. No risk	4.9	5.6	3.7	3.1	13.4	5.4	3.4	6.3	3.6	3.6	9.9	4.4	4.5	1.7	5.6	11.7
2. Slight risk	2.2	3.1	1.5	2.1	3.7	1.7	2.0	3.3	1.1	2.2	2.8	1.0	1.9	2.6	5.0	13.8
3. Moderate risk	11.3	12.8	9.6	12.9	8.3	8.3	15.3	10.3	10.8	10.9	14.2	6.3	9.5	21.4	26.0	16.6
4. Great risk	74.9	71.2	79.1	75.4	66.6	77.3	71.9	73.3	79.1	77.6	63.0	81.4	77.2	70.0	56.3	50.9
5. Can't say, drug unfamiliar	6.7	7.4	6.2	6.5	8.0	7.2	7.4	6.7	5.4	5.7	10.1	7.0	6.9	4.2	7.1	7.0
<i>Item 32620 Subject A14a</i>	<i>N</i> 2141	947	1102	1295	242	353	517	789	482	1753	322	1101	493	189	288	33

DESCRIPTIVE RESULTS: 2010

125

QUESTIONNAIRE FORM 2 2010	TOTAL	SEX		RACE		REGION				COLLEGE PLANS?		ILLICIT DRUG USE: LIFETIME				
		M	F	White	Black	NE	NC	S	W	Yes	No	None	Mari- juana Only	Few Pills	More Pills	Any Her- oin
<i>N (Weighted No. of Cases):</i>	2539	1122	1246	1442	306	486	563	948	542	1954	373	1259	580	215	340	45
<i>% of Weighted Total:</i>	100.0	44.2	49.1	56.8	12.1	19.1	22.2	37.3	21.4	77.0	14.7	49.6	22.8	8.4	13.4	1.8
E01J: Try Adderall once or twice																
1. No risk	16.9	20.0	14.3	18.3	18.8	18.1	18.5	18.8	11.2	16.4	20.3	8.7	13.9	24.6	44.7	28.2
2. Slight risk	20.6	19.1	22.4	24.8	10.6	20.5	25.7	18.6	18.7	21.4	16.9	19.4	21.2	26.9	21.0	16.6
3. Moderate risk	15.9	13.9	16.8	17.4	12.8	16.4	15.3	14.4	18.6	15.1	19.3	17.8	13.6	18.6	11.3	12.5
4. Great risk	33.3	32.9	34.3	27.2	42.6	32.3	28.5	35.8	34.9	33.6	31.0	38.7	38.7	21.2	12.8	32.1
5. Can't say, drug unfamiliar	13.3	14.2	12.1	12.3	15.2	12.8	11.9	12.4	16.5	13.5	12.5	15.4	12.7	8.8	10.2	10.5
<i>Item 32630 Subject A14a</i>	<i>N 2144</i>	<i>947</i>	<i>1105</i>	<i>1294</i>	<i>245</i>	<i>351</i>	<i>514</i>	<i>799</i>	<i>480</i>	<i>1754</i>	<i>320</i>	<i>1101</i>	<i>491</i>	<i>189</i>	<i>285</i>	<i>38</i>
E01K: Try Adderall occasionally																
1. No risk	8.8	10.5	7.0	8.0	13.8	10.1	10.0	9.2	5.8	7.9	12.6	5.2	6.7	9.0	22.1	14.1
2. Slight risk	12.1	13.9	11.0	14.7	9.7	10.1	14.2	14.1	8.1	12.1	13.0	5.9	11.0	22.5	27.4	25.0
3. Moderate risk	24.0	21.4	26.0	28.1	14.1	24.1	27.8	21.8	23.5	25.0	22.2	24.6	23.7	27.8	22.6	13.5
4. Great risk	41.6	39.5	43.6	36.6	46.6	43.4	35.7	42.3	45.5	41.6	39.4	49.0	45.5	32.1	16.4	36.9
5. Can't say, drug unfamiliar	13.5	14.7	12.3	12.6	15.7	12.3	12.3	12.6	17.1	13.4	12.7	15.3	13.2	8.6	11.5	10.5
<i>Item 32640 Subject A14a</i>	<i>N 2143</i>	<i>949</i>	<i>1106</i>	<i>1295</i>	<i>244</i>	<i>350</i>	<i>516</i>	<i>797</i>	<i>481</i>	<i>1754</i>	<i>320</i>	<i>1099</i>	<i>490</i>	<i>187</i>	<i>288</i>	<i>38</i>
E01L: Try PCP ("angel dust") once or twice																
1. No risk	6.5	7.6	5.2	5.1	15.1	6.5	5.7	8.2	4.7	5.1	12.9	5.5	5.8	2.1	11.4	15.9
2. Slight risk	11.5	9.9	12.6	12.6	8.2	7.9	12.6	12.3	11.7	11.6	12.3	10.0	8.4	22.3	13.8	20.6
3. Moderate risk	17.8	18.6	17.1	20.8	9.1	19.9	21.5	14.9	17.1	17.9	18.8	16.8	18.5	21.8	19.9	8.3
4. Great risk	52.4	52.4	53.1	50.0	56.5	53.4	50.2	52.7	53.7	53.9	44.6	54.9	55.3	45.7	43.6	49.0
5. Can't say, drug unfamiliar	11.7	11.5	12.0	11.5	11.1	12.3	10.0	11.9	12.7	11.5	11.4	12.8	12.0	8.0	11.3	6.2
<i>Item 12415 Subject A14a</i>	<i>N 2144</i>	<i>947</i>	<i>1106</i>	<i>1295</i>	<i>247</i>	<i>348</i>	<i>511</i>	<i>804</i>	<i>480</i>	<i>1756</i>	<i>319</i>	<i>1096</i>	<i>494</i>	<i>189</i>	<i>287</i>	<i>37</i>
E01M: Try crystal meth ("ice")																
1. No risk	5.7	6.8	4.3	3.9	13.2	5.9	4.6	7.0	4.4	4.1	12.9	5.1	5.3	2.9	6.7	13.0
2. Slight risk	6.9	6.2	7.5	7.0	8.1	6.9	9.1	6.0	6.2	6.6	9.4	6.5	4.9	10.6	7.5	11.4
3. Moderate risk	15.1	13.6	16.2	17.2	8.4	14.6	17.9	14.0	14.4	16.2	10.1	16.1	12.0	15.1	17.5	10.6
4. Great risk	64.9	64.4	65.9	64.7	63.0	66.7	60.6	65.2	67.7	66.9	55.2	65.4	69.9	64.2	59.1	59.0
5. Can't say, drug unfamiliar	7.4	9.0	6.1	7.2	7.3	5.9	7.8	7.8	7.3	6.2	12.4	6.8	8.0	7.2	9.2	6.0
<i>Item 24420 Subject A14a</i>	<i>N 2151</i>	<i>951</i>	<i>1109</i>	<i>1293</i>	<i>249</i>	<i>351</i>	<i>514</i>	<i>804</i>	<i>482</i>	<i>1758</i>	<i>322</i>	<i>1105</i>	<i>490</i>	<i>188</i>	<i>289</i>	<i>38</i>
E01N: Try Salvia once or twice																
1. No risk	13.7	18.7	9.3	14.1	18.0	15.2	12.9	14.1	12.7	12.5	18.8	5.9	11.3	24.1	37.4	34.3
2. Slight risk	12.2	12.4	11.7	13.8	6.7	10.0	11.6	12.5	13.8	12.2	13.0	9.1	12.4	18.3	18.3	12.7
3. Moderate risk	13.0	13.2	12.9	14.4	9.5	13.2	14.4	11.4	14.2	13.2	11.9	14.8	10.3	15.2	10.4	10.5
4. Great risk	39.8	36.6	42.6	35.8	44.3	39.0	37.6	42.6	38.0	40.0	37.3	45.3	46.3	25.9	18.4	31.8
5. Can't say, drug unfamiliar	21.4	19.1	23.5	21.9	21.5	22.7	23.6	19.4	21.3	22.0	18.8	24.9	19.7	16.5	15.5	10.6
<i>Item 32650 Subject A14a</i>	<i>N 2145</i>	<i>948</i>	<i>1104</i>	<i>1295</i>	<i>246</i>	<i>350</i>	<i>514</i>	<i>803</i>	<i>478</i>	<i>1754</i>	<i>320</i>	<i>1097</i>	<i>493</i>	<i>186</i>	<i>289</i>	<i>38</i>
E02: On how many occasions (if any) have you used "crack" cocaine?																
E02A: . . . in your lifetime?																
1. 0 occasions	97.4	96.1	98.7	98.3	98.9	99.5	98.2	96.3	97.0	98.2	96.5	100.0	100.0	97.7	91.6	37.7
2. 1-2	1.5	2.3	0.9	1.3	-	0.3	1.4	1.9	1.9	1.0	2.6	-	-	1.6	7.0	28.5
3. 3-5	0.1	-	0.2	-	-	-	0.1	0.1	-	0.1	-	-	-	-	0.6	-
4. 6-9	0.2	0.2	0.1	-	-	-	0.1	0.2	0.4	0.2	-	-	-	0.7	0.6	2.3
5. 10-19	0.1	0.2	-	0.1	-	-	-	0.4	-	0.1	0.3	-	-	-	-	6.0
6. 20-39	0.1	0.1	0.1	0.1	-	-	-	0.2	0.2	0.1	-	-	-	-	0.2	4.1
7. 40 or more	0.5	1.1	*	0.2	1.1	0.1	0.2	0.9	0.6	0.3	0.5	-	-	-	-	21.4
<i>Item 22260 Subject A01a</i>	<i>N 2166</i>	<i>958</i>	<i>1119</i>	<i>1306</i>	<i>250</i>	<i>351</i>	<i>520</i>	<i>811</i>	<i>483</i>	<i>1778</i>	<i>317</i>	<i>1118</i>	<i>495</i>	<i>188</i>	<i>289</i>	<i>34</i>
E02B: . . . during the last 12 months?																
1. 0 occasions	98.8	98.0	99.6	99.4	98.9	99.9	99.6	97.9	98.5	99.1	98.3	100.0	100.0	99.3	97.6	60.9
2. 1-2	0.5	0.9	0.1	0.3	0.3	0.1	0.2	0.8	0.6	0.4	1.1	-	-	0.7	1.1	18.1
3. 3-5	0.1	*	0.3	-	-	-	0.1	0.3	0.1	0.2	-	-	-	-	1.0	1.0
4. 6-9	-	-	-	-	-	-	-	-	-	-	-	-	-	-	-	-
5. 10-19	*	-	-	-	-	-	-	0.1	-	0.1	-	-	-	-	-	-
6. 20-39	0.4	0.8	0.1	0.1	0.5	-	-	0.9	0.2	0.1	0.5	-	-	-	0.2	17.4
7. 40 or more	0.2	0.3	-	0.2	0.4	-	0.2	-	0.6	0.2	-	-	-	-	-	2.6
<i>Item 22270 Subject A01b</i>	<i>N 2169</i>	<i>961</i>	<i>1119</i>	<i>1308</i>	<i>250</i>	<i>354</i>	<i>521</i>	<i>811</i>	<i>483</i>	<i>1778</i>	<i>319</i>	<i>1119</i>	<i>497</i>	<i>188</i>	<i>288</i>	<i>35</i>

QUESTIONNAIRE FORM 2 2010	TOTAL	SEX		RACE		REGION				COLLEGE PLANS?		ILLICIT DRUG USE: LIFETIME				
		M	F	White	Black	NE	NC	S	W	Yes	No	None	Mari- juana Only	Few Pills	More Pills	Any Her- oin
<i>N (Weighted No. of Cases):</i>	2539	1122	1246	1442	306	486	563	948	542	1954	373	1259	580	215	340	45
<i>% of Weighted Total:</i>	100.0	44.2	49.1	56.8	12.1	19.1	22.2	37.3	21.4	77.0	14.7	49.6	22.8	8.4	13.4	1.8
E02C: . . . during the last 30 days?																
1. 0 occasions	99.3	98.8	99.9	99.6	99.1	100.0	99.8	98.7	99.2	99.6	99.5	100.0	100.0	100.0	99.2	78.8
2. 1-2	0.1	0.1	0.1	0.1	-	-	-	0.3	-	0.1	-	-	-	-	0.6	1.2
3. 3-5	*	-	0.1	0.1	-	-	-	0.1	-	*	-	-	-	-	0.2	-
4. 6-9	-	-	-	-	-	-	-	-	-	-	-	-	-	-	-	-
5. 10-19	0.4	0.8	-	0.1	0.5	-	-	0.9	0.2	0.1	0.5	-	-	-	-	17.4
6. 20-39	-	-	-	-	-	-	-	-	-	-	-	-	-	-	-	-
7. 40 or more	0.2	0.3	-	0.2	0.4	-	0.2	-	0.6	0.2	-	-	-	-	-	2.6
<i>Item 22280 Subject A01c</i>	<i>N</i> 2169	961	1119	1308	250	354	521	811	483	1778	319	1119	497	188	288	35
E03: On how many occasions (if any) have you used PCP?																
E03A: . . . in your lifetime?																
1. 0 occasions	98.3	96.9	99.7	98.6	98.9	99.5	99.0	97.5	98.1	98.9	96.8	100.0	100.0	99.0	95.3	55.9
2. 1-2	0.8	1.4	0.3	0.9	-	0.5	0.6	1.0	0.8	0.5	1.8	-	-	-	4.5	10.8
3. 3-5	0.1	0.2	-	0.1	-	-	-	-	0.4	-	0.6	-	-	1.0	-	-
4. 6-9	0.1	0.2	-	0.1	-	-	-	0.2	-	-	0.5	-	-	-	-	4.1
5. 10-19	0.2	0.3	0.1	0.1	0.8	-	0.1	0.4	0.2	0.2	0.4	-	-	-	-	8.1
6. 20-39	*	0.1	-	-	0.4	-	0.2	-	-	0.1	-	-	-	-	-	2.5
7. 40 or more	0.5	0.9	-	0.3	-	-	0.1	1.0	0.6	0.3	-	-	-	-	0.2	18.7
<i>Item 1181 Subject A01a</i>	<i>N</i> 2164	960	1114	1302	251	346	520	815	483	1774	316	1114	496	189	286	36
E03B: . . . during the last 12 months?																
1. 0 occasions	99.1	98.6	99.8	99.5	99.1	99.8	99.3	98.7	99.2	99.5	98.7	100.0	100.0	100.0	98.6	73.2
2. 1-2	0.1	0.1	0.2	0.1	-	0.2	0.3	0.1	-	*	0.8	-	-	-	1.1	-
3. 3-5	0.1	0.2	-	0.1	-	-	0.2	-	0.2	0.1	-	-	-	-	-	4.5
4. 6-9	0.1	0.1	-	0.1	-	-	-	0.2	-	0.1	0.1	-	-	-	0.2	2.4
5. 10-19	0.1	0.1	-	-	0.5	-	-	0.2	-	-	0.4	-	-	-	-	-
6. 20-39	0.3	0.6	-	-	0.4	-	0.2	0.8	-	0.1	-	-	-	-	-	19.9
7. 40 or more	0.2	0.3	-	0.2	-	-	-	0.1	0.6	0.2	-	-	-	-	-	-
<i>Item 1182 Subject A01b</i>	<i>N</i> 2164	960	1114	1302	251	346	520	815	483	1774	316	1114	496	189	286	36
E03C: . . . during the last 30 days?																
1. 0 occasions	99.3	98.8	100.0	99.8	99.1	100.0	99.8	98.8	99.2	99.6	99.5	100.0	100.0	100.0	100.0	74.5
2. 1-2	0.1	0.1	-	0.1	-	-	0.1	-	0.2	0.1	-	-	-	-	-	3.2
3. 3-5	-	-	-	-	-	-	-	-	-	-	-	-	-	-	-	-
4. 6-9	0.1	0.2	-	-	0.5	-	-	0.4	-	0.1	0.5	-	-	-	-	2.4
5. 10-19	0.3	0.5	-	-	-	-	-	0.8	-	0.1	-	-	-	-	-	17.4
6. 20-39	*	0.1	-	-	0.4	-	0.2	-	-	0.1	-	-	-	-	-	2.5
7. 40 or more	0.1	0.3	-	0.2	-	-	-	-	0.6	0.1	-	-	-	-	-	-
<i>Item 1183 Subject A01c</i>	<i>N</i> 2164	960	1114	1302	251	346	520	815	483	1774	316	1114	496	189	286	36
E04: Anabolic steroids are prescription drugs sometimes prescribed by doctors to treat certain conditions. Some athletes, and others, have used them to try to increase muscle development. On how many occasions (if any) have you taken steroids on your own—that is, without a doctor telling you to take them . . .																
E04A: . . . in your lifetime?																
1. 0 occasions	98.6	97.9	99.7	99.0	98.1	99.4	98.8	98.0	99.0	98.9	98.3	100.0	99.5	98.3	97.2	73.2
2. 1-2	0.4	0.4	0.3	0.2	0.7	0.1	0.2	0.7	0.4	0.4	0.5	*	0.2	0.6	1.5	-
3. 3-5	0.1	0.2	-	0.1	-	-	0.1	0.1	-	0.1	0.1	-	-	-	0.4	1.2
4. 6-9	0.1	0.1	-	0.1	-	-	0.2	0.1	-	*	0.3	-	-	-	0.3	1.2
5. 10-19	0.2	0.2	-	0.1	0.3	-	0.3	0.2	-	0.1	0.3	-	-	0.8	0.3	2.7
6. 20-39	0.2	0.4	*	0.1	0.9	0.1	0.3	0.3	0.2	0.2	0.4	-	-	0.3	0.2	8.4
7. 40 or more	0.4	0.9	-	0.3	-	0.4	-	0.7	0.5	0.2	-	-	0.3	-	0.2	13.4
<i>Item 22690 Subject A01a</i>	<i>N</i> 2164	956	1117	1304	248	353	520	808	482	1774	316	1116	493	188	288	37

* = less than .05 percent.

DESCRIPTIVE RESULTS: 2010

127

QUESTIONNAIRE FORM 2 2010	TOTAL	SEX		RACE		REGION				COLLEGE PLANS?		ILLICIT DRUG USE: LIFETIME					
		M	F	White	Black	NE	NC	S	W	Yes	No	None	Mari- juana Only	Few Pills	More Pills	Any Her- oin	
<i>N (Weighted No. of Cases):</i>	2539	1122	1246	1442	306	486	563	948	542	1954	373	1259	580	215	340	45	
<i>% of Weighted Total:</i>	100.0	44.2	49.1	56.8	12.1	19.1	22.2	37.3	21.4	77.0	14.7	49.6	22.8	8.4	13.4	1.8	
E04B: . . . during the last 12 months?																	
1. 0 occasions	98.8	98.0	99.8	99.1	98.3	99.5	99.1	98.1	99.0	99.0	98.5	100.0	99.5	98.9	97.7	73.2	
2. 1-2	0.3	0.4	0.2	0.3	0.5	0.1	0.1	0.6	0.4	0.4	0.4	*	0.2	-	1.4	-	
3. 3-5	*	*	-	-	-	-	-	0.1	-	-	0.1	-	-	-	-	1.2	
4. 6-9	0.2	0.3	-	0.2	0.3	-	0.5	0.2	-	0.2	0.6	-	-	0.8	0.6	3.9	
5. 10-19	0.2	0.3	-	0.1	0.5	-	0.1	0.3	0.2	0.2	0.4	-	-	0.3	-	5.9	
6. 20-39	0.3	0.6	-	-	0.4	-	0.2	0.6	-	0.1	-	-	-	-	-	15.9	
7. 40 or more	0.2	0.4	-	0.3	-	0.4	-	0.1	0.5	0.2	-	-	0.3	-	0.2	-	
<i>Item 22700 Subject A01b</i>	<i>N</i>	<i>2166</i>	<i>957</i>	<i>1118</i>	<i>1305</i>	<i>249</i>	<i>353</i>	<i>521</i>	<i>809</i>	<i>483</i>	<i>1775</i>	<i>317</i>	<i>1116</i>	<i>495</i>	<i>189</i>	<i>288</i>	<i>37</i>
E04C: . . . during the last 30 days?																	
1. 0 occasions	99.0	98.2	99.9	99.3	98.3	99.6	99.2	98.4	99.3	99.3	98.5	100.0	99.5	98.9	98.8	73.2	
2. 1-2	0.1	0.2	0.1	*	0.5	-	-	0.3	-	0.1	0.4	*	0.2	-	0.4	-	
3. 3-5	0.1	0.3	-	0.1	0.3	-	0.2	0.2	-	0.1	0.1	-	-	0.8	0.3	1.2	
4. 6-9	0.3	0.4	-	0.2	0.5	0.1	0.5	0.4	0.2	0.2	1.0	-	*	0.3	0.3	9.8	
5. 10-19	0.3	0.6	-	-	0.4	-	0.2	0.6	-	0.1	-	-	-	-	-	15.9	
6. 20-39	*	*	-	*	-	0.1	-	-	-	-	-	-	*	-	-	-	
7. 40 or more	0.2	0.3	-	0.3	-	0.3	-	0.1	0.5	0.2	-	-	0.2	-	0.2	-	
<i>Item 22710 Subject A01c</i>	<i>N</i>	<i>2166</i>	<i>957</i>	<i>1118</i>	<i>1305</i>	<i>249</i>	<i>353</i>	<i>521</i>	<i>809</i>	<i>483</i>	<i>1775</i>	<i>317</i>	<i>1116</i>	<i>495</i>	<i>189</i>	<i>288</i>	<i>37</i>
E05: What methods have you used for taking steroids on your own? (Mark all that apply.)																	
A. Injection	0.3	0.5	-	0.4	-	0.3	0.2	0.1	0.7	0.3	-	*	0.2	0.3	0.2	2.9	
B. By mouth	0.6	1.4	*	0.8	0.9	0.2	0.9	0.7	0.7	0.7	0.6	-	0.1	0.8	2.5	7.4	
C. Haven't used steroids	99.2	98.5	100.0	99.1	99.1	99.5	98.9	99.3	99.3	99.2	99.4	100.0	99.7	98.9	97.3	92.6	
<i>Item 23790-23800, 30940 Subject A05dN</i>	<i>2157</i>	<i>955</i>	<i>1116</i>	<i>1307</i>	<i>247</i>	<i>355</i>	<i>521</i>	<i>799</i>	<i>482</i>	<i>1771</i>	<i>317</i>	<i>1117</i>	<i>496</i>	<i>188</i>	<i>289</i>	<i>29</i>	
E06: When (if ever) did you FIRST do each of the following things?																	
E06A: Try "crack" cocaine																	
8. Never	97.6	96.3	98.8	98.4	98.9	99.5	98.0	96.7	97.2	98.4	96.8	100.0	100.0	97.7	92.6	32.4	
1. Grade 6 or below	0.5	0.9	-	0.5	0.5	-	-	0.6	1.2	0.4	0.9	-	-	-	0.3	12.5	
2. Grade 7	*	0.1	-	0.1	-	-	0.2	-	-	-	0.3	-	-	-	0.4	-	
3. Grade 8	0.4	0.8	0.1	0.1	0.3	-	0.6	0.8	-	0.1	0.3	-	-	-	0.2	27.6	
4. Grade 9 (Freshman)	0.6	0.5	0.6	0.2	-	0.1	-	1.4	0.2	0.4	-	-	-	0.4	2.9	9.0	
5. Grade 10 (Sophomore)	0.4	0.6	0.3	0.3	0.4	0.3	0.6	0.4	0.1	0.5	0.2	-	-	0.3	2.4	6.0	
6. Grade 11 (Junior)	0.4	0.6	0.2	0.2	-	-	0.5	0.2	0.9	0.2	1.5	-	-	1.7	1.2	6.7	
7. Grade 12 (Senior)	0.1	0.2	-	0.1	-	-	-	-	0.4	0.1	-	-	-	-	-	5.8	
<i>Item 5661 Subject A01g</i>	<i>N</i>	<i>2127</i>	<i>934</i>	<i>1104</i>	<i>1279</i>	<i>247</i>	<i>351</i>	<i>512</i>	<i>797</i>	<i>467</i>	<i>1752</i>	<i>302</i>	<i>1109</i>	<i>495</i>	<i>183</i>	<i>266</i>	<i>32</i>
E06B: Try any other form of cocaine																	
8. Never	96.1	94.6	97.6	96.1	99.0	97.3	97.3	95.4	95.0	97.3	93.4	100.0	100.0	96.7	82.6	18.1	
1. Grade 6 or below	0.3	0.5	-	0.3	-	-	0.1	0.2	0.8	0.2	0.7	-	-	-	0.3	6.2	
2. Grade 7	0.3	0.4	*	0.3	-	0.1	0.3	0.2	0.5	0.3	0.4	-	-	0.2	0.6	12.3	
3. Grade 8	0.5	0.8	0.3	0.2	-	-	0.4	0.8	0.3	0.1	0.5	-	-	0.4	0.9	22.5	
4. Grade 9 (Freshman)	0.8	0.9	0.5	1.0	-	0.5	0.2	1.1	1.2	0.7	1.2	-	-	-	3.5	19.3	
5. Grade 10 (Sophomore)	1.1	1.5	0.7	0.8	0.7	0.1	1.1	1.4	1.2	0.5	3.1	-	-	1.1	5.5	18.0	
6. Grade 11 (Junior)	0.7	0.8	0.8	0.7	0.4	1.7	0.4	0.4	1.0	0.7	0.3	-	-	1.0	4.7	3.5	
7. Grade 12 (Senior)	0.3	0.5	0.2	0.5	-	0.3	0.3	0.5	0.1	0.4	0.3	-	-	0.6	1.9	-	
<i>Item 5662 Subject A01g</i>	<i>N</i>	<i>2127</i>	<i>931</i>	<i>1110</i>	<i>1282</i>	<i>246</i>	<i>351</i>	<i>517</i>	<i>790</i>	<i>468</i>	<i>1747</i>	<i>308</i>	<i>1108</i>	<i>492</i>	<i>185</i>	<i>270</i>	<i>31</i>
E06C: Try crystal meth ("ice")																	
8. Never	98.8	98.0	99.6	99.2	99.3	100.0	99.2	98.4	98.0	99.2	98.7	100.0	100.0	99.6	97.8	53.9	
1. Grade 6 or below	0.3	0.7	0.1	0.4	0.3	-	-	0.3	1.1	0.3	0.5	-	-	0.4	-	12.2	
2. Grade 7	0.1	0.1	0.1	0.1	-	-	-	-	0.3	0.1	-	-	-	-	0.2	2.5	
3. Grade 8	0.4	0.8	0.1	0.2	0.4	-	0.5	0.7	0.1	0.1	-	-	-	-	0.2	23.1	
4. Grade 9 (Freshman)	0.2	0.1	0.2	0.1	-	-	0.3	0.2	0.1	0.1	0.7	-	-	-	0.9	5.0	
5. Grade 10 (Sophomore)	0.1	0.3	-	0.1	-	-	-	0.2	0.2	0.1	-	-	-	-	0.6	3.3	
6. Grade 11 (Junior)	*	0.1	-	*	-	-	-	-	0.1	-	0.2	-	-	-	0.2	-	
7. Grade 12 (Senior)	*	-	-	-	-	-	-	0.1	-	0.1	-	-	-	-	-	-	
<i>Item 24430 Subject A01g</i>	<i>N</i>	<i>2130</i>	<i>940</i>	<i>1105</i>	<i>1293</i>	<i>242</i>	<i>353</i>	<i>514</i>	<i>798</i>	<i>465</i>	<i>1750</i>	<i>306</i>	<i>1108</i>	<i>496</i>	<i>184</i>	<i>270</i>	<i>32</i>

QUESTIONNAIRE FORM 2 2010	TOTAL	SEX		RACE		REGION				COLLEGE PLANS?		ILLICIT DRUG USE: LIFETIME					
		M	F	White	Black	NE	NC	S	W	Yes	No	None	Mari- juana Only	Few Pills	More Pills	Any Her- oin	
<i>N (Weighted No. of Cases):</i>	2539	1122	1246	1442	306	486	563	948	542	1954	373	1259	580	215	340	45	
<i>% of Weighted Total:</i>	100.0	44.2	49.1	56.8	12.1	19.1	22.2	37.3	21.4	77.0	14.7	49.6	22.8	8.4	13.4	1.8	
E06D: Try steroids (anabolic steroids)																	
8. Never	99.0	98.6	99.9	99.1	98.9	99.8	99.1	98.6	99.0	99.1	98.1	99.8	99.9	98.3	98.1	84.0	
1. Grade 6 or below	0.1	0.3	-	0.2	-	-	-	0.1	0.5	0.1	0.1	-	-	-	-	1.6	
2. Grade 7	0.2	0.2	-	-	0.9	-	0.2	0.3	-	0.1	0.4	-	-	-	-	8.1	
3. Grade 8	*	-	0.1	-	-	-	-	0.1	-	0.1	-	-	-	0.6	-	-	
4. Grade 9 (Freshman)	*	-	-	-	-	-	-	0.1	-	0.1	-	-	-	-	-	-	
5. Grade 10 (Sophomore)	0.2	0.1	-	0.2	-	0.1	-	0.2	0.5	0.1	0.5	0.2	*	-	-	2.8	
6. Grade 11 (Junior)	0.2	0.4	*	0.2	0.2	0.1	0.6	0.2	-	0.2	0.8	-	-	-	1.5	3.5	
7. Grade 12 (Senior)	0.2	0.4	-	0.3	-	0.1	0.1	0.3	-	0.2	-	-	*	1.1	0.4	-	
<i>Item 23810 Subject A01g</i>	<i>N</i>	<i>2131</i>	<i>933</i>	<i>1109</i>	<i>1286</i>	<i>242</i>	<i>347</i>	<i>511</i>	<i>797</i>	<i>476</i>	<i>1758</i>	<i>309</i>	<i>1103</i>	<i>488</i>	<i>188</i>	<i>280</i>	<i>28</i>
E07: How difficult do you think it would be for you to get each of the following, if you wanted some?																	
E07A: "Crack" cocaine																	
1. Probably impossible	29.8	30.5	29.2	25.3	44.9	26.9	28.4	35.9	23.0	27.5	42.5	33.5	32.6	13.4	21.4	14.5	
2. Very difficult	21.7	22.9	20.6	25.5	8.8	28.7	24.8	16.7	21.8	23.1	15.3	22.6	22.4	19.1	21.6	16.1	
3. Fairly difficult	22.4	20.6	24.2	25.0	14.3	21.6	23.7	20.1	25.4	23.2	19.0	22.3	20.7	30.9	20.2	19.1	
4. Fairly easy	17.5	16.6	18.1	17.1	16.6	16.1	16.5	17.5	19.8	18.5	11.8	15.5	14.7	26.3	25.2	19.9	
5. Very easy	8.5	9.3	7.9	7.0	15.5	6.7	6.6	9.7	10.1	7.8	11.5	6.1	9.6	10.2	11.6	30.4	
<i>Item 6811 Subject A03a</i>	<i>N</i>	<i>2117</i>	<i>943</i>	<i>1086</i>	<i>1281</i>	<i>244</i>	<i>348</i>	<i>514</i>	<i>796</i>	<i>459</i>	<i>1733</i>	<i>311</i>	<i>1086</i>	<i>486</i>	<i>182</i>	<i>288</i>	<i>36</i>
E07B: Cocaine in powder form																	
1. Probably impossible	27.8	27.9	27.7	23.6	44.4	24.3	26.0	34.4	21.0	25.7	39.0	32.9	29.1	11.8	16.8	7.4	
2. Very difficult	20.6	21.0	20.6	23.6	12.0	26.7	25.4	15.7	19.3	21.7	16.0	22.3	23.8	14.5	14.3	11.8	
3. Fairly difficult	22.6	21.7	23.2	25.6	13.6	23.6	23.9	19.5	25.8	23.5	20.3	22.3	20.6	32.1	23.2	18.7	
4. Fairly easy	18.9	18.4	19.2	18.7	15.5	15.9	17.0	19.2	22.5	19.5	12.7	16.0	15.7	30.5	27.7	25.9	
5. Very easy	10.1	11.0	9.4	8.5	14.5	9.5	7.7	11.2	11.4	9.5	12.1	6.5	10.8	11.0	17.9	36.3	
<i>Item 6812 Subject A03a</i>	<i>N</i>	<i>2116</i>	<i>942</i>	<i>1088</i>	<i>1282</i>	<i>243</i>	<i>347</i>	<i>514</i>	<i>797</i>	<i>458</i>	<i>1732</i>	<i>313</i>	<i>1085</i>	<i>486</i>	<i>182</i>	<i>288</i>	<i>36</i>
E07C: PCP																	
1. Probably impossible	34.0	33.4	34.7	28.6	54.5	30.2	32.6	40.6	26.7	31.5	45.9	36.7	37.8	15.6	27.6	16.7	
2. Very difficult	25.5	26.6	24.9	29.2	10.9	33.3	28.9	20.1	25.1	26.9	17.5	26.7	22.9	29.5	24.6	23.5	
3. Fairly difficult	22.1	20.8	23.1	24.5	15.2	19.5	23.1	20.5	25.6	23.4	17.2	21.6	20.0	31.6	23.0	21.5	
4. Fairly easy	12.2	12.4	11.8	12.0	11.5	11.4	9.5	12.1	16.1	12.4	12.1	10.3	12.9	15.9	16.4	13.1	
5. Very easy	6.2	6.8	5.6	5.6	7.9	5.6	5.8	6.7	6.5	5.8	7.2	4.6	6.3	7.4	8.4	25.3	
<i>Item 6771 Subject A03a</i>	<i>N</i>	<i>2105</i>	<i>937</i>	<i>1083</i>	<i>1277</i>	<i>242</i>	<i>348</i>	<i>509</i>	<i>796</i>	<i>452</i>	<i>1722</i>	<i>311</i>	<i>1079</i>	<i>484</i>	<i>182</i>	<i>286</i>	<i>36</i>
E07D: Crystal meth ("ice")																	
1. Probably impossible	35.8	35.5	36.4	31.4	55.1	34.8	33.2	42.8	27.4	33.6	46.9	37.9	39.9	18.9	31.1	16.7	
2. Very difficult	25.3	26.7	24.2	29.0	13.2	30.1	30.4	21.1	23.3	26.4	18.8	25.4	23.8	32.6	25.2	18.7	
3. Fairly difficult	20.5	18.5	22.5	22.8	12.9	20.9	20.0	18.8	23.9	21.7	15.3	21.0	18.5	25.4	21.3	16.9	
4. Fairly easy	11.5	12.2	10.6	11.0	10.4	10.0	10.1	10.2	16.7	12.1	10.2	10.3	11.7	14.5	13.4	20.7	
5. Very easy	6.8	7.2	6.3	5.8	8.4	4.3	6.3	7.2	8.6	6.2	8.7	5.4	6.1	8.6	9.0	27.0	
<i>Item 24410 Subject A03a</i>	<i>N</i>	<i>2113</i>	<i>941</i>	<i>1087</i>	<i>1279</i>	<i>242</i>	<i>347</i>	<i>511</i>	<i>796</i>	<i>458</i>	<i>1731</i>	<i>310</i>	<i>1082</i>	<i>486</i>	<i>181</i>	<i>288</i>	<i>36</i>
E07E: Steroids (anabolic steroids)																	
1. Probably impossible	30.4	29.5	31.9	24.6	53.4	26.4	25.8	38.5	24.5	28.4	37.9	32.1	31.6	15.4	29.9	20.1	
2. Very difficult	19.6	20.1	19.0	21.3	12.2	23.0	21.1	16.7	20.6	20.3	17.0	20.6	18.4	19.9	18.3	25.6	
3. Fairly difficult	22.7	20.7	24.1	25.0	13.1	26.1	23.3	18.3	26.9	23.6	19.5	22.4	23.0	31.0	20.3	17.7	
4. Fairly easy	17.6	17.4	17.4	19.5	11.5	15.9	20.4	16.1	18.2	18.2	15.4	17.0	17.2	20.5	19.3	13.7	
5. Very easy	9.7	12.4	7.6	9.6	9.8	8.6	9.4	10.4	9.9	9.5	10.2	8.0	9.8	13.2	12.2	22.9	
<i>Item 23060 Subject A03a</i>	<i>N</i>	<i>2112</i>	<i>940</i>	<i>1087</i>	<i>1280</i>	<i>243</i>	<i>347</i>	<i>511</i>	<i>798</i>	<i>456</i>	<i>1729</i>	<i>312</i>	<i>1082</i>	<i>486</i>	<i>181</i>	<i>288</i>	<i>35</i>
E8: Individuals differ in whether or not they disapprove of people doing certain things. Do YOU disapprove of people (who are 18 or older) doing each of the following?																	
E08A: Smoking one or more packs of cigarettes per day																	
1. Don't disapprove	26.2	30.1	21.6	27.2	30.8	24.3	26.3	28.7	23.1	23.2	40.5	15.1	31.9	26.8	52.9	56.6	
2. Disapprove	39.5	38.5	40.8	38.9	34.5	34.6	43.0	37.6	42.4	41.0	31.9	40.1	41.5	48.5	30.8	40.5	
3. Strongly disapprove	34.3	31.4	37.6	33.9	34.8	41.1	30.7	33.6	34.5	35.8	27.6	44.8	26.7	24.7	16.2	2.9	
<i>Item 8560 Subject A11a</i>	<i>N</i>	<i>2124</i>	<i>939</i>	<i>1094</i>	<i>1289</i>	<i>246</i>	<i>347</i>	<i>518</i>	<i>790</i>	<i>469</i>	<i>1740</i>	<i>317</i>	<i>1087</i>	<i>488</i>	<i>186</i>	<i>290</i>	<i>32</i>

QUESTIONNAIRE FORM 2 2010	TOTAL	SEX		RACE		REGION				COLLEGE PLANS?		ILLICIT DRUG USE: LIFETIME				
		M	F	White	Black	NE	NC	S	W	Yes	No	None	Mari- juana Only	Few Pills	More Pills	Any Her- oin
<i>N (Weighted No. of Cases):</i>	2539	1122	1246	1442	306	486	563	948	542	1954	373	1259	580	215	340	45
<i>% of Weighted Total:</i>	100.0	44.2	49.1	56.8	12.1	19.1	22.2	37.3	21.4	77.0	14.7	49.6	22.8	8.4	13.4	1.8
E08B: Trying marijuana once or twice																
1. Don't disapprove	49.6	53.9	45.4	50.6	49.8	52.7	50.0	46.8	51.4	48.3	56.3	26.8	69.1	73.8	85.9	60.0
2. Disapprove	26.7	23.7	29.7	26.5	29.5	26.9	29.0	25.3	26.5	27.2	23.9	35.9	21.3	16.6	10.3	19.0
3. Strongly disapprove	23.7	22.4	24.9	22.9	20.7	20.4	21.0	27.9	22.1	24.5	19.8	37.4	9.5	9.6	3.9	21.0
<i>Item 8570 Subject A11a</i>	<i>N 2127</i>	<i>945</i>	<i>1092</i>	<i>1287</i>	<i>246</i>	<i>345</i>	<i>517</i>	<i>796</i>	<i>469</i>	<i>1740</i>	<i>316</i>	<i>1087</i>	<i>487</i>	<i>186</i>	<i>289</i>	<i>36</i>
E08C: Smoking marijuana occasionally																
1. Don't disapprove	38.7	44.1	33.4	38.1	45.7	40.2	38.4	35.8	43.0	37.3	47.1	17.5	55.6	57.3	76.4	54.7
2. Disapprove	28.9	26.4	31.3	29.0	29.3	31.6	29.5	28.8	26.4	28.5	29.3	32.1	30.0	30.5	15.5	22.5
3. Strongly disapprove	32.4	29.5	35.2	32.9	25.0	28.2	32.1	35.4	30.6	34.2	23.7	50.4	14.5	12.2	8.1	22.8
<i>Item 8580 Subject A11a</i>	<i>N 2125</i>	<i>946</i>	<i>1089</i>	<i>1287</i>	<i>246</i>	<i>348</i>	<i>515</i>	<i>794</i>	<i>468</i>	<i>1737</i>	<i>315</i>	<i>1088</i>	<i>484</i>	<i>185</i>	<i>289</i>	<i>36</i>
E08D: Smoking marijuana regularly																
1. Don't disapprove	26.2	32.0	20.0	24.2	38.7	25.7	26.1	25.4	27.9	23.9	38.3	9.9	34.7	36.4	62.1	45.7
2. Disapprove	29.3	28.9	30.3	30.4	27.8	36.1	28.2	26.7	30.1	29.8	26.0	27.1	36.0	37.7	23.4	25.0
3. Strongly disapprove	44.5	39.1	49.7	45.4	33.4	38.3	45.7	47.9	42.0	46.3	35.7	63.0	29.3	25.8	14.5	29.3
<i>Item 8590 Subject A11a</i>	<i>N 2126</i>	<i>944</i>	<i>1092</i>	<i>1289</i>	<i>246</i>	<i>347</i>	<i>515</i>	<i>796</i>	<i>469</i>	<i>1740</i>	<i>315</i>	<i>1085</i>	<i>487</i>	<i>186</i>	<i>290</i>	<i>36</i>
E08E: Trying cocaine in powder form once or twice																
1. Don't disapprove	13.0	14.4	10.9	12.3	18.2	12.4	9.2	14.1	15.8	11.9	17.0	8.7	7.8	13.8	31.5	45.3
2. Disapprove	30.7	32.8	29.7	32.0	23.2	28.4	33.3	28.2	33.9	30.6	33.5	29.0	29.3	39.0	36.0	33.3
3. Strongly disapprove	56.2	52.8	59.4	55.7	58.7	59.2	57.4	57.7	50.3	57.5	49.5	62.4	62.9	47.2	32.5	21.4
<i>Item 23630 Subject A11a</i>	<i>N 2117</i>	<i>947</i>	<i>1082</i>	<i>1282</i>	<i>244</i>	<i>343</i>	<i>514</i>	<i>792</i>	<i>468</i>	<i>1734</i>	<i>313</i>	<i>1083</i>	<i>487</i>	<i>181</i>	<i>287</i>	<i>37</i>
E08F: Taking cocaine powder occasionally																
1. Don't disapprove	9.0	10.4	7.2	8.1	17.0	8.0	5.8	10.4	11.0	7.7	14.4	6.6	6.3	5.3	20.0	33.8
2. Disapprove	23.5	24.8	23.1	23.2	21.3	23.5	23.2	21.8	26.9	23.4	25.0	21.1	20.0	29.0	35.9	24.7
3. Strongly disapprove	67.5	64.8	69.7	68.7	61.7	68.5	71.0	67.9	62.1	69.0	60.7	72.3	73.8	65.7	44.1	41.5
<i>Item 23640 Subject A11a</i>	<i>N 2120</i>	<i>943</i>	<i>1090</i>	<i>1284</i>	<i>243</i>	<i>343</i>	<i>515</i>	<i>793</i>	<i>469</i>	<i>1737</i>	<i>312</i>	<i>1083</i>	<i>484</i>	<i>185</i>	<i>290</i>	<i>37</i>
E08G: Taking cocaine powder regularly																
1. Don't disapprove	7.4	8.6	5.9	5.8	16.6	7.4	4.7	9.3	7.3	6.0	13.5	6.3	6.0	3.5	13.2	18.7
2. Disapprove	19.2	21.8	17.2	17.9	21.0	19.0	17.6	17.4	24.0	18.4	23.7	17.1	15.4	19.8	30.0	37.6
3. Strongly disapprove	73.4	69.6	76.9	76.3	62.4	73.6	77.7	73.3	68.7	75.6	62.8	76.6	78.6	76.7	56.8	43.7
<i>Item 23650 Subject A11a</i>	<i>N 2117</i>	<i>940</i>	<i>1090</i>	<i>1281</i>	<i>246</i>	<i>343</i>	<i>515</i>	<i>793</i>	<i>467</i>	<i>1734</i>	<i>314</i>	<i>1080</i>	<i>486</i>	<i>185</i>	<i>288</i>	<i>37</i>
E08H: Trying "crack" cocaine once or twice																
1. Don't disapprove	10.2	12.3	8.0	8.5	18.1	10.2	6.7	11.8	11.5	8.9	14.6	8.2	6.3	8.9	18.3	52.6
2. Disapprove	27.4	27.5	27.7	28.9	21.0	24.3	30.8	24.5	30.6	27.3	28.3	26.3	25.4	35.3	31.2	25.0
3. Strongly disapprove	62.4	60.2	64.4	62.6	60.9	65.5	62.5	63.6	57.9	63.8	57.1	65.4	68.3	55.9	50.5	22.4
<i>Item 23660 Subject A11a</i>	<i>N 2115</i>	<i>939</i>	<i>1090</i>	<i>1281</i>	<i>244</i>	<i>342</i>	<i>514</i>	<i>791</i>	<i>468</i>	<i>1735</i>	<i>311</i>	<i>1080</i>	<i>485</i>	<i>186</i>	<i>287</i>	<i>36</i>
E08I: Taking "crack" cocaine occasionally																
1. Don't disapprove	7.4	8.6	5.9	5.8	16.5	6.8	4.6	9.5	7.4	6.0	12.9	6.5	5.4	3.3	12.3	28.0
2. Disapprove	21.9	23.5	21.2	21.2	21.1	20.8	21.3	20.3	26.1	21.5	23.2	20.1	17.2	26.8	31.8	40.3
3. Strongly disapprove	70.7	67.8	72.9	73.0	62.3	72.4	74.1	70.2	66.5	72.4	63.9	73.4	77.3	69.8	55.9	31.7
<i>Item 23670 Subject A11a</i>	<i>N 2110</i>	<i>934</i>	<i>1089</i>	<i>1278</i>	<i>244</i>	<i>341</i>	<i>514</i>	<i>792</i>	<i>464</i>	<i>1730</i>	<i>312</i>	<i>1079</i>	<i>484</i>	<i>186</i>	<i>287</i>	<i>37</i>
E08J: Taking "crack" cocaine regularly																
1. Don't disapprove	6.9	8.0	5.4	4.9	17.3	6.8	4.8	8.7	6.3	5.4	13.1	6.0	5.0	3.5	11.5	25.3
2. Disapprove	17.2	19.8	15.3	15.7	19.2	15.0	16.4	15.8	22.2	17.1	18.8	15.4	15.0	17.8	25.2	33.7
3. Strongly disapprove	75.9	72.2	79.3	79.4	63.5	78.3	78.8	75.6	71.5	77.6	68.1	78.5	80.0	78.7	63.3	41.1
<i>Item 23680 Subject A11a</i>	<i>N 2099</i>	<i>928</i>	<i>1084</i>	<i>1273</i>	<i>245</i>	<i>340</i>	<i>511</i>	<i>784</i>	<i>464</i>	<i>1726</i>	<i>309</i>	<i>1077</i>	<i>482</i>	<i>185</i>	<i>285</i>	<i>31</i>
E08K: Trying one or two drinks of an alcoholic beverage (beer, wine, liquor)																
1. Don't disapprove	65.4	65.7	65.0	69.3	55.9	70.6	66.4	63.4	64.0	65.9	63.8	55.1	72.8	80.2	83.2	73.4
2. Disapprove	17.6	17.0	18.1	16.2	20.9	15.3	20.6	15.1	20.1	17.6	18.1	22.8	11.7	11.0	12.5	13.2
3. Strongly disapprove	17.0	17.3	17.0	14.5	23.2	14.1	12.9	21.5	15.9	16.5	18.2	22.1	15.5	8.8	4.2	13.4
<i>Item 8710 Subject A11a</i>	<i>N 2110</i>	<i>935</i>	<i>1087</i>	<i>1277</i>	<i>245</i>	<i>342</i>	<i>512</i>	<i>792</i>	<i>464</i>	<i>1727</i>	<i>314</i>	<i>1079</i>	<i>483</i>	<i>186</i>	<i>287</i>	<i>37</i>

MONITORING THE FUTURE

QUESTIONNAIRE FORM 2 2010	TOTAL	SEX		RACE		REGION				COLLEGE PLANS?		ILLICIT DRUG USE: LIFETIME				
		M	F	White	Black	NE	NC	S	W	Yes	No	None	Mari- juana Only	Few Pills	More Pills	Any Her- oin
<i>N (Weighted No. of Cases):</i>	2539	1122	1246	1442	306	486	563	948	542	1954	373	1259	580	215	340	45
<i>% of Weighted Total:</i>	100.0	44.2	49.1	56.8	12.1	19.1	22.2	37.3	21.4	77.0	14.7	49.6	22.8	8.4	13.4	1.8
E08L: Taking one or two drinks nearly every day																
1. Don't disapprove	30.6	38.4	22.7	31.4	33.4	26.9	34.0	30.4	29.8	28.5	43.8	20.8	36.1	31.1	53.1	54.8
2. Disapprove	40.6	37.0	45.0	41.6	35.8	44.7	38.9	41.3	38.4	41.6	33.1	40.9	39.9	51.1	36.6	44.0
3. Strongly disapprove	28.8	24.7	32.3	27.0	30.8	28.4	27.0	28.3	31.8	29.9	23.0	38.2	24.0	17.8	10.2	1.2
<i>Item 8720 Subject A11a</i>	<i>N 2109</i>	<i>936</i>	<i>1085</i>	<i>1278</i>	<i>244</i>	<i>342</i>	<i>514</i>	<i>789</i>	<i>464</i>	<i>1728</i>	<i>312</i>	<i>1079</i>	<i>483</i>	<i>186</i>	<i>287</i>	<i>36</i>
E08M: Taking four or five drinks nearly every day																
1. Don't disapprove	14.3	19.5	9.0	13.8	24.1	13.9	14.0	15.7	12.6	12.3	25.6	10.1	13.9	10.5	28.2	38.9
2. Disapprove	29.1	33.0	25.8	28.8	29.5	25.2	33.3	27.0	30.9	28.4	32.7	24.0	33.8	32.2	37.1	39.8
3. Strongly disapprove	56.6	47.6	65.2	57.3	46.5	60.9	52.8	57.3	56.5	59.3	41.8	65.8	52.3	57.4	34.7	21.3
<i>Item 8730 Subject A11a</i>	<i>N 2114</i>	<i>939</i>	<i>1087</i>	<i>1278</i>	<i>246</i>	<i>344</i>	<i>513</i>	<i>793</i>	<i>464</i>	<i>1730</i>	<i>315</i>	<i>1082</i>	<i>484</i>	<i>185</i>	<i>286</i>	<i>37</i>
E08N: Having five or more drinks once or twice each weekend																
1. Don't disapprove	29.9	35.5	24.5	31.6	31.9	30.0	34.7	29.6	24.8	28.4	38.8	17.5	38.0	39.8	53.3	42.3
2. Disapprove	26.9	27.8	26.4	27.5	27.2	26.8	27.0	25.7	28.9	26.5	26.4	26.0	26.7	29.8	28.1	36.4
3. Strongly disapprove	43.2	36.7	49.1	40.8	40.9	43.1	38.3	44.7	46.3	45.1	34.8	56.4	35.3	30.4	18.5	21.4
<i>Item 8740 Subject A11a</i>	<i>N 2108</i>	<i>935</i>	<i>1087</i>	<i>1273</i>	<i>245</i>	<i>342</i>	<i>511</i>	<i>791</i>	<i>465</i>	<i>1729</i>	<i>311</i>	<i>1078</i>	<i>483</i>	<i>186</i>	<i>287</i>	<i>36</i>
The next two questions are about military service.																
E09A: Do you favor or oppose a military draft at the present time?																
1. Strongly oppose	34.8	37.9	32.1	35.1	42.3	42.7	37.1	30.5	33.6	35.4	29.4	33.1	35.3	37.8	39.1	38.5
2. Mostly oppose	20.3	20.0	21.0	23.1	8.5	17.9	21.2	20.7	20.3	21.2	15.2	21.4	19.0	15.6	20.6	22.8
3. No opinion, or mixed	36.3	30.2	41.3	33.2	42.6	30.5	32.8	40.5	37.4	35.8	41.1	37.2	37.1	40.1	30.6	13.2
4. Mostly favor	5.3	7.0	3.6	5.2	3.6	5.2	5.5	4.8	6.0	5.1	6.4	5.1	5.7	3.3	5.2	18.5
5. Strongly favor	3.3	5.0	1.9	3.4	3.0	3.7	3.5	3.6	2.6	2.5	7.9	3.2	3.0	3.1	4.4	7.0
<i>Item 21060 Subject L02</i>	<i>N 2093</i>	<i>927</i>	<i>1078</i>	<i>1269</i>	<i>240</i>	<i>341</i>	<i>506</i>	<i>785</i>	<i>462</i>	<i>1722</i>	<i>305</i>	<i>1070</i>	<i>478</i>	<i>185</i>	<i>286</i>	<i>36</i>

DESCRIPTIVE RESULTS: 2010

131

QUESTIONNAIRE FORM 2 2010	TOTAL	SEX		RACE		REGION				COLLEGE PLANS?		ILLICIT DRUG USE: LIFETIME				
		M	F	White	Black	NE	NC	S	W	Yes	No	None	Mari- juana Only	Few Pills	More Pills	Any Her- oin
<i>N (Weighted No. of Cases):</i>	2539	1122	1246	1442	306	486	563	948	542	1954	373	1259	580	215	340	45
<i>% of Weighted Total:</i>	100.0	44.2	49.1	56.8	12.1	19.1	22.2	37.3	21.4	77.0	14.7	49.6	22.8	8.4	13.4	1.8
E12A: . . . school newspaper or yearbook																
1. Not at all	78.4	81.9	75.3	79.7	75.7	78.9	80.4	76.2	79.7	77.8	81.7	77.8	80.4	79.9	81.0	65.3
2. Slight	9.0	8.2	9.9	7.6	9.3	8.7	8.0	9.6	9.2	9.3	6.8	9.4	10.0	6.6	6.9	7.9
3. Moderate	4.7	4.0	5.0	4.1	7.3	5.0	4.1	5.5	3.6	4.8	3.2	4.7	3.4	4.9	3.2	19.0
4. Considerable	2.2	1.9	2.3	2.3	2.3	1.5	2.1	2.4	2.4	2.2	2.8	2.4	1.2	3.0	2.6	2.6
5. Great	5.8	4.0	7.5	6.3	5.4	5.9	5.5	6.3	5.1	6.0	5.5	5.7	5.1	5.6	6.3	5.2
<i>Item 22170 Subject B01, C07</i>	<i>N 2106</i>	<i>925</i>	<i>1090</i>	<i>1273</i>	<i>246</i>	<i>336</i>	<i>516</i>	<i>789</i>	<i>466</i>	<i>1724</i>	<i>305</i>	<i>1080</i>	<i>486</i>	<i>184</i>	<i>278</i>	<i>35</i>
E12B: . . . music or other performing arts																
1. Not at all	59.5	66.0	54.3	61.4	61.3	59.4	59.6	58.5	61.0	57.0	72.4	57.5	64.8	59.0	61.2	60.6
2. Slight	9.1	9.6	8.7	7.9	7.0	7.8	9.5	8.9	10.0	9.3	8.8	8.4	8.8	13.1	10.1	8.9
3. Moderate	8.6	7.7	9.2	7.4	9.5	6.7	8.1	9.4	9.1	8.6	7.3	7.4	7.4	11.0	9.8	19.3
4. Considerable	5.6	4.5	6.1	5.5	6.7	7.7	6.1	5.3	4.1	6.0	4.0	6.2	4.0	2.6	8.1	4.4
5. Great	17.2	12.2	21.7	17.7	15.6	18.3	16.7	17.9	15.8	19.2	7.5	20.5	15.0	14.3	10.9	6.8
<i>Item 22180 Subject B01, C07</i>	<i>N 2108</i>	<i>926</i>	<i>1089</i>	<i>1274</i>	<i>246</i>	<i>336</i>	<i>516</i>	<i>791</i>	<i>465</i>	<i>1724</i>	<i>306</i>	<i>1080</i>	<i>486</i>	<i>185</i>	<i>277</i>	<i>36</i>
E12C: . . . athletic teams																
1. Not at all	44.9	40.9	48.7	42.6	44.3	39.1	42.7	47.8	46.5	43.2	54.6	46.0	38.9	49.7	50.5	36.3
2. Slight	7.9	6.6	8.1	7.8	8.1	7.6	8.7	7.1	8.6	8.0	6.9	7.5	8.6	6.8	7.2	20.8
3. Moderate	8.7	9.2	8.3	7.7	9.8	7.1	9.8	7.2	11.3	7.6	12.5	8.4	9.8	5.1	8.1	31.7
4. Considerable	9.0	9.6	8.2	10.1	4.9	12.1	11.9	7.1	7.0	9.8	5.3	8.8	8.6	13.3	9.1	3.7
5. Great	29.5	33.7	26.6	31.9	32.9	34.1	26.9	30.8	26.6	31.3	20.7	29.3	34.1	25.2	25.1	7.4
<i>Item 22190 Subject B01, C07</i>	<i>N 2115</i>	<i>932</i>	<i>1087</i>	<i>1278</i>	<i>248</i>	<i>337</i>	<i>520</i>	<i>791</i>	<i>467</i>	<i>1732</i>	<i>303</i>	<i>1081</i>	<i>489</i>	<i>183</i>	<i>281</i>	<i>36</i>
E12D: . . . other school clubs or activities																
1. Not at all	30.9	37.9	25.0	29.2	37.3	28.3	30.8	33.7	28.3	25.8	56.5	23.4	38.2	31.8	44.5	44.0
2. Slight	15.6	15.4	16.1	15.6	13.6	16.0	17.2	12.4	18.9	15.4	16.1	16.4	13.7	13.5	17.2	21.2
3. Moderate	18.3	20.8	15.8	19.4	14.5	20.5	13.7	19.2	20.4	19.4	11.7	20.0	16.5	24.5	11.5	19.4
4. Considerable	14.4	12.5	15.9	16.3	11.1	16.4	17.7	11.9	13.4	16.0	6.9	15.4	13.6	12.8	15.0	3.1
5. Great	20.8	13.5	27.2	19.6	23.4	18.8	20.5	22.9	19.0	23.4	8.9	24.7	18.0	17.4	11.8	12.2
<i>Item 22200 Subject B01, C07</i>	<i>N 2102</i>	<i>925</i>	<i>1088</i>	<i>1274</i>	<i>245</i>	<i>335</i>	<i>517</i>	<i>786</i>	<i>465</i>	<i>1726</i>	<i>301</i>	<i>1080</i>	<i>485</i>	<i>183</i>	<i>278</i>	<i>34</i>
E13: In general, how much say or influence do you feel each of the following has on HOW YOUR SCHOOL IS RUN?																
E13A: The principal																
1. Little or no influence	15.2	17.4	12.5	14.1	20.8	14.7	14.7	15.7	15.5	12.9	28.7	13.0	15.4	14.7	21.4	28.9
2. Some influence	13.7	14.2	13.2	12.6	13.8	11.3	12.4	14.5	15.5	12.6	20.6	12.4	15.5	12.8	17.7	9.3
3. Moderate influence	15.9	15.9	15.8	15.3	12.2	17.7	16.8	14.7	15.7	16.5	13.7	15.5	17.4	14.8	13.5	21.3
4. Considerable influence	23.6	22.8	24.4	25.2	15.6	28.9	24.8	20.3	24.3	24.9	15.1	25.2	21.9	27.3	20.7	11.4
5. A great deal of influence	31.5	29.6	34.1	32.9	37.6	27.5	31.3	34.9	29.0	33.2	21.9	33.9	29.8	30.3	26.8	29.0
<i>Item 7650 Subject B10</i>	<i>N 2100</i>	<i>928</i>	<i>1081</i>	<i>1275</i>	<i>244</i>	<i>332</i>	<i>514</i>	<i>792</i>	<i>462</i>	<i>1716</i>	<i>304</i>	<i>1073</i>	<i>485</i>	<i>184</i>	<i>280</i>	<i>36</i>
E13B: The teachers																
1. Little or no influence	11.0	13.9	7.9	10.1	19.0	11.9	10.1	12.5	8.6	8.7	23.8	10.3	9.0	12.6	14.2	14.3
2. Some influence	18.1	17.8	18.3	18.3	18.6	14.9	18.0	18.5	20.0	17.1	24.0	14.5	22.5	21.8	24.3	7.4
3. Moderate influence	27.0	26.4	27.3	27.4	18.9	26.2	26.3	29.1	24.8	28.1	21.9	27.1	27.8	26.0	22.5	38.7
4. Considerable influence	26.8	26.8	27.1	27.4	20.5	27.3	28.1	22.7	32.0	28.2	17.9	29.4	24.1	25.6	23.7	25.6
5. A great deal of influence	17.1	15.0	19.4	16.8	23.1	19.7	17.5	17.3	14.6	17.9	12.4	18.7	16.5	13.9	15.2	13.9
<i>Item 7660 Subject B10</i>	<i>N 2097</i>	<i>926</i>	<i>1080</i>	<i>1271</i>	<i>243</i>	<i>333</i>	<i>513</i>	<i>788</i>	<i>463</i>	<i>1718</i>	<i>302</i>	<i>1069</i>	<i>484</i>	<i>184</i>	<i>280</i>	<i>36</i>
E13C: The students																
1. Little or no influence	26.2	29.3	23.4	28.0	30.9	23.6	26.8	30.2	20.5	24.9	33.1	25.3	25.9	25.3	31.0	33.1
2. Some influence	19.0	19.3	18.6	18.6	18.5	17.5	23.4	16.3	19.7	18.7	19.4	20.3	15.8	22.4	16.0	24.3
3. Moderate influence	21.8	20.9	23.1	20.9	15.7	19.1	19.4	22.4	25.4	21.9	20.5	22.8	22.8	22.3	16.3	24.4
4. Considerable influence	15.0	14.0	16.1	16.5	11.4	17.1	15.4	13.6	15.5	15.6	13.1	15.7	15.6	15.0	14.0	2.2
5. A great deal of influence	18.0	16.5	18.8	16.0	23.4	22.7	15.0	17.4	18.9	18.9	13.9	16.0	19.9	14.9	22.7	16.1
<i>Item 7670 Subject B10</i>	<i>N 2098</i>	<i>926</i>	<i>1081</i>	<i>1274</i>	<i>243</i>	<i>333</i>	<i>512</i>	<i>791</i>	<i>462</i>	<i>1717</i>	<i>303</i>	<i>1072</i>	<i>483</i>	<i>185</i>	<i>279</i>	<i>36</i>
E13D: Parents of students																
1. Little or no influence	25.7	29.2	22.5	25.8	33.4	27.6	25.0	29.0	19.6	23.7	36.3	22.9	25.2	31.2	35.1	19.3
2. Some influence	26.3	24.8	26.8	27.9	20.6	26.4	28.4	23.7	28.5	26.6	26.1	27.5	24.4	24.9	24.3	44.9
3. Moderate influence	23.6	24.5	23.7	23.4	19.2	20.1	22.1	23.6	27.6	24.6	16.5	23.7	25.8	22.2	19.4	24.1
4. Considerable influence	13.3	11.7	15.0	14.0	6.5	13.6	14.4	12.3	13.7	13.8	10.8	14.2	12.0	16.1	11.9	6.8
5. A great deal of influence	11.0	9.8	12.0	8.8	20.3	12.3	10.1	11.4	10.5	11.4	10.2	11.6	12.5	5.6	9.3	4.8
<i>Item 7680 Subject B10</i>	<i>N 2094</i>	<i>927</i>	<i>1078</i>	<i>1273</i>	<i>241</i>	<i>332</i>	<i>511</i>	<i>790</i>	<i>462</i>	<i>1715</i>	<i>302</i>	<i>1072</i>	<i>484</i>	<i>184</i>	<i>277</i>	<i>36</i>

QUESTIONNAIRE FORM 2 2010	TOTAL	SEX		RACE		REGION				COLLEGE PLANS?		ILLICIT DRUG USE: LIFETIME				
		M	F	White	Black	NE	NC	S	W	Yes	No	None	Mari- juana Only	Few Pills	More Pills	Any Her- oin
<i>N (Weighted No. of Cases):</i>	2539	1122	1246	1442	306	486	563	948	542	1954	373	1259	580	215	340	45
<i>% of Weighted Total:</i>	100.0	44.2	49.1	56.8	12.1	19.1	22.2	37.3	21.4	77.0	14.7	49.6	22.8	8.4	13.4	1.8
E14: Have you had any drug education courses or lectures in school?																
1. No—GO TO Q.E18	25.5	24.5	26.4	23.8	31.6	19.9	28.7	25.8	25.2	23.7	32.9	26.3	21.9	23.9	26.8	41.8
2. No, and I wish I had—GO TO Q.E18	3.0	3.4	2.6	2.7	2.0	0.5	2.3	2.9	5.7	2.9	4.0	2.4	3.6	6.6	1.5	1.3
3. Yes	71.5	72.2	71.0	73.5	66.4	79.7	68.9	71.3	69.1	73.4	63.1	71.3	74.4	69.4	71.7	56.9
<i>Item 7690 Subject A10a</i>	<i>N</i> 1985	872	1034	1222	225	313	495	731	445	1639	275	1018	459	178	262	33
E15: Would you say that the information about drugs that you received in school classes or programs has . . .																
1. Made you less interested in trying drugs	51.8	45.4	57.8	47.8	61.2	49.6	48.7	55.5	51.0	50.9	54.5	60.9	52.9	37.3	25.5	35.3
2. Not changed your interest in trying drugs	43.8	48.6	39.4	48.2	32.2	46.2	46.3	39.8	46.0	45.1	38.6	37.7	43.8	60.8	56.2	55.0
3. Made you more interested in trying drugs	4.3	5.9	2.8	3.9	6.6	4.3	5.1	4.7	3.0	4.0	6.9	1.4	3.3	1.9	18.3	9.7
<i>Item 7840 Subject A10a</i>	<i>N†</i> 1409	625	728	893	146	247	340	516	306	1196	172	720	342	123	184	19
E16: How many of the following drug education experiences have you had in high school? (Mark all that apply.)																
A. A special course about drugs	29.5	35.0	25.4	30.5	31.9	36.5	25.3	31.0	25.8	29.7	26.8	29.2	30.5	27.0	28.4	48.2
B. Films, lectures, or discussions in one of my regular courses	63.9	63.2	64.6	63.0	68.3	66.3	58.5	62.7	70.1	65.0	58.4	63.8	64.8	67.4	63.2	41.0
C. Films or lectures, outside of my regular courses	30.1	31.5	28.7	31.3	27.7	26.1	32.9	31.9	27.3	30.6	28.2	31.5	26.4	29.1	33.5	24.8
D. Special group discussions about drugs	18.4	21.3	16.7	18.3	17.6	16.2	18.4	16.4	23.8	19.0	16.2	17.1	17.1	19.2	25.5	15.7
<i>Item 7850-7880 Subject A10a</i>	<i>N†</i> 1387	616	715	884	143	242	334	510	301	1177	168	706	336	123	181	19
E17: Overall, how valuable were the experiences to you?																
1. Little or no value	24.9	29.4	21.3	26.1	22.8	23.8	28.7	23.7	23.6	25.4	23.4	21.6	22.6	32.9	38.3	23.9
2. Some value	37.0	37.7	35.7	40.2	28.0	39.7	41.3	33.1	36.5	36.4	44.4	36.7	38.5	39.5	35.3	25.5
3. Considerable value	23.2	19.3	26.9	22.1	24.9	20.3	22.5	23.9	25.1	23.8	16.3	23.6	24.1	21.5	18.8	24.5
4. Great value	14.9	13.6	16.1	11.6	24.3	16.3	7.4	19.3	14.8	14.3	15.9	18.0	14.7	6.1	7.7	26.1
<i>Item 7890 Subject A10a</i>	<i>N†</i> 1392	620	715	885	143	245	333	509	306	1182	168	712	334	123	182	19
E18: During the LAST TWO WEEKS, how many times have you driven a car, truck, or motorcycle after . . .																
E18A: Drinking alcohol?																
1. None	90.8	86.9	94.1	90.5	87.8	92.7	88.7	90.6	92.2	92.4	86.5	96.4	87.7	89.2	80.7	57.4
2. Once	5.0	7.3	3.1	5.8	4.8	4.8	6.7	4.0	5.1	4.8	5.6	2.1	7.9	6.2	10.2	7.3
3. Twice	2.1	2.6	1.7	1.5	4.0	1.9	2.0	2.9	0.9	1.2	4.9	1.2	2.1	2.3	4.7	5.4
4. 3-5 times	1.0	1.2	0.8	1.2	1.8	0.4	1.9	1.1	0.4	0.9	1.2	0.2	1.4	0.7	2.9	3.8
5. 6-9 times	0.2	0.3	0.2	0.1	0.9	-	0.2	0.1	0.5	0.1	0.9	0.1	0.4	0.6	0.3	-
6. 10 or more	0.9	1.7	0.1	0.8	0.6	0.3	0.5	1.3	1.0	0.5	1.0	-	0.6	1.0	1.2	26.0
<i>Item 1811 Subject A07a</i>	<i>N</i> 2080	919	1069	1265	243	325	518	778	459	1701	301	1059	479	185	276	36
E18B: Having 5 or more drinks in a row?																
1. None	94.1	91.1	97.1	94.0	93.4	94.8	92.2	94.6	94.9	95.6	88.8	98.3	93.2	91.7	86.6	53.6
2. Once	2.8	4.2	1.5	3.4	3.0	2.2	4.4	2.3	2.2	2.4	5.6	1.0	3.5	4.4	7.9	-
3. Twice	1.6	2.4	0.7	1.0	2.7	2.0	1.7	0.9	2.2	1.0	3.3	0.3	2.4	1.6	3.1	16.4
4. 3-5 times	0.7	1.1	0.3	0.8	0.9	1.0	0.7	0.8	0.2	0.5	1.6	0.3	0.6	1.1	1.0	10.3
5. 6-9 times	0.2	0.3	0.1	0.3	-	-	0.5	-	0.2	0.2	0.3	*	-	0.8	0.6	-
6. 10 or more	0.6	1.0	0.3	0.6	-	-	0.4	1.3	0.3	0.3	0.4	*	0.4	0.4	0.8	19.8
<i>Item 1812 Subject A07a</i>	<i>N</i> 2069	915	1064	1260	237	324	515	772	457	1694	299	1054	476	185	275	36
E18C: Smoking marijuana?																
1. None	88.3	84.3	92.7	88.1	86.7	90.9	85.6	88.6	88.9	89.4	83.8	100.0	83.8	79.0	65.4	30.7
2. Once	3.6	3.6	3.4	3.9	4.1	2.8	3.9	4.0	3.4	3.5	3.9	-	7.4	8.8	7.1	11.6
3. Twice	2.5	2.7	1.8	2.5	2.6	1.3	3.1	2.7	2.3	2.3	3.0	-	2.7	4.8	8.3	11.8
4. 3-5 times	2.1	3.4	0.8	1.8	2.0	2.6	2.3	1.7	2.2	1.6	5.3	-	3.4	3.3	5.0	13.4
5. 6-9 times	0.5	0.9	0.2	0.6	1.4	0.2	1.1	0.5	0.2	0.5	0.5	-	0.8	1.3	1.0	6.3
6. 10 or more	2.9	5.2	1.1	3.1	3.1	2.3	4.0	2.5	3.0	2.6	3.5	-	1.9	2.9	13.2	26.3
<i>Item 1813 Subject A07a</i>	<i>N</i> 2069	916	1063	1260	240	325	513	775	456	1696	297	1055	478	184	272	36

*= \leq .05 percent. †=excludes respondents for whom question was inappropriate.

DESCRIPTIVE RESULTS: 2010

133

QUESTIONNAIRE FORM 2 2010	TOTAL	SEX		RACE		REGION				COLLEGE PLANS?		ILLICIT DRUG USE: LIFETIME				
		M	F	White	Black	NE	NC	S	W	Yes	No	None	Mari- juana Only	Few Pills	More Pills	Any Her- oin
<i>N (Weighted No. of Cases):</i>	2539	1122	1246	1442	306	486	563	948	542	1954	373	1259	580	215	340	45
<i>% of Weighted Total:</i>	100.0	44.2	49.1	56.8	12.1	19.1	22.2	37.3	21.4	77.0	14.7	49.6	22.8	8.4	13.4	1.8
E18D: Using other illicit drugs?																
1. None	97.7	96.6	99.2	98.0	98.0	99.1	97.1	97.0	98.4	98.3	96.9	100.0	100.0	97.3	92.2	54.9
2. Once	0.8	1.0	0.3	0.5	1.6	0.6	1.3	0.8	0.4	0.6	1.4	-	-	2.1	2.6	6.7
3. Twice	0.5	1.0	0.2	0.7	0.4	0.1	0.6	1.0	-	0.6	0.1	-	-	-	3.6	3.7
4. 3-5 times	0.5	0.6	0.3	0.5	-	0.2	0.9	0.4	0.6	0.4	1.0	-	-	0.6	1.1	16.5
5. 6-9 times	0.1	-	0.1	0.1	-	-	-	0.1	0.2	-	0.3	-	-	-	0.3	-
6. 10 or more	0.4	0.8	-	0.2	-	-	0.2	0.7	0.4	*	0.2	-	-	-	0.2	18.2
<i>Item 1814 Subject A07a</i>	<i>N</i> 2069	915	1065	1261	239	325	516	772	456	1694	297	1056	475	185	273	36
E19: During the LAST TWO WEEKS, how many times (if any) have you been a passenger in a car . . .																
E19A: When the driver had been drinking?																
1. None	83.3	81.8	85.5	85.5	79.4	85.7	84.7	81.2	83.7	85.0	77.7	92.8	75.6	78.4	69.7	38.8
2. Once	9.1	9.5	8.6	8.5	8.4	7.5	8.5	10.2	9.0	8.3	12.4	5.3	13.4	12.5	12.8	15.7
3. Twice	4.4	4.9	4.0	3.8	5.5	4.2	4.0	5.2	3.7	4.3	5.5	1.1	7.9	6.2	9.9	11.6
4. 3-5 times	1.8	1.9	1.2	1.4	3.8	1.1	1.7	1.4	3.2	1.4	3.0	0.4	2.4	1.4	4.5	14.1
5. 6-9 times	0.4	0.3	0.4	0.2	0.8	0.3	0.4	0.7	-	0.4	0.4	0.1	0.6	-	1.3	-
6. 10 or more	1.0	1.6	0.4	0.6	2.2	1.2	0.7	1.3	0.5	0.6	1.0	0.3	0.1	1.4	1.7	19.8
<i>Item 1815 Subject A07a</i>	<i>N</i> 2075	911	1070	1261	242	323	515	777	459	1701	296	1063	476	184	272	36
E19B: When you think the driver had 5 or more drinks?																
1. None	91.6	89.2	94.4	93.1	87.5	92.4	92.1	90.5	92.4	93.1	85.9	97.4	88.0	90.0	81.7	54.9
2. Once	4.0	4.8	3.1	3.5	3.7	3.3	4.3	3.8	4.3	3.2	7.2	1.4	6.2	5.5	8.4	11.9
3. Twice	2.2	3.0	1.2	1.7	5.0	2.1	1.9	3.1	1.1	1.9	4.0	0.7	4.3	2.1	3.9	1.7
4. 3-5 times	1.3	1.5	0.8	1.3	1.5	1.1	1.0	1.4	1.6	1.1	2.2	0.4	0.9	1.7	3.9	12.1
5. 6-9 times	0.3	0.5	0.1	0.1	0.9	0.3	0.5	0.2	0.1	0.2	0.6	0.1	0.2	0.2	0.7	2.5
6. 10 or more	0.7	1.1	0.4	0.2	1.3	0.8	0.2	1.1	0.5	0.5	0.1	0.1	0.4	0.6	1.3	16.8
<i>Item 1816 Subject A07a</i>	<i>N</i> 2076	915	1069	1267	240	327	514	778	458	1700	299	1062	476	184	274	36
E19C: When the driver had been smoking marijuana?																
1. None	80.8	76.2	85.7	81.1	74.7	80.1	80.2	81.1	81.4	82.5	73.0	96.4	73.9	66.0	49.1	28.4
2. Once	7.2	8.5	6.0	8.0	7.0	8.8	7.7	6.8	6.4	6.8	10.2	2.1	11.4	14.0	15.1	9.4
3. Twice	3.4	3.5	3.0	3.1	3.5	3.4	2.6	3.7	3.8	3.0	4.8	1.0	3.8	8.7	7.7	5.1
4. 3-5 times	4.2	5.5	2.7	3.7	8.6	3.8	5.6	3.9	3.2	3.9	6.2	0.1	6.5	7.8	11.3	24.3
5. 6-9 times	1.3	1.8	0.9	1.0	3.5	0.9	0.6	2.1	1.2	1.2	1.7	0.1	2.0	1.2	4.7	7.6
6. 10 or more	3.1	4.4	1.7	3.1	2.7	3.0	3.3	2.3	4.1	2.5	4.1	0.4	2.4	2.4	12.2	25.3
<i>Item 1817 Subject A07a</i>	<i>N</i> 2071	913	1066	1261	240	323	514	776	458	1699	296	1062	473	184	272	36
E19D: When the driver had been using other illicit drugs?																
1. None	96.4	96.1	97.3	96.4	97.3	97.7	96.4	95.7	96.9	97.4	92.8	98.9	97.7	96.9	88.4	66.7
2. Once	1.6	1.3	1.6	1.7	1.1	1.1	1.2	2.4	1.1	1.1	3.5	0.7	1.6	1.6	4.8	1.4
3. Twice	0.8	0.7	0.7	0.7	1.1	0.1	1.2	0.8	1.0	0.6	1.8	0.1	0.3	-	4.0	10.5
4. 3-5 times	0.7	1.4	0.1	0.7	0.4	0.8	0.7	0.8	0.6	0.6	1.4	0.1	0.4	0.9	2.0	17.5
5. 6-9 times	0.1	0.1	0.2	0.1	0.2	-	0.2	0.1	-	*	0.1	0.1	-	-	0.3	-
6. 10 or more	0.3	0.4	0.1	0.3	-	0.3	0.2	0.3	0.4	0.2	0.4	0.1	-	0.6	0.6	4.0
<i>Item 1818 Subject A07a</i>	<i>N</i> 2061	904	1065	1259	239	323	512	770	457	1693	297	1057	472	183	273	31
E20: How often do you . . .																
E20A: Eat breakfast?																
1. Never	8.0	7.3	8.1	7.3	9.7	7.8	8.4	8.9	6.4	6.1	16.9	5.2	8.6	9.3	13.9	14.2
2. Seldom	21.2	23.0	19.7	20.8	26.2	17.9	25.0	20.7	20.2	20.5	28.1	20.0	20.5	24.4	26.5	22.8
3. Sometimes	22.2	19.1	25.1	20.2	30.9	24.0	18.6	24.6	20.7	22.6	19.7	19.3	26.9	20.9	23.1	21.9
4. Most days	13.7	14.3	12.5	13.7	11.2	13.2	13.2	13.4	15.2	13.8	13.6	15.8	13.4	11.9	8.6	12.5
5. Nearly every day	10.8	9.5	12.1	10.2	7.3	11.1	10.8	10.2	11.5	11.4	5.7	12.0	10.8	7.8	8.9	10.2
6. Every day	24.1	26.6	22.5	27.8	14.7	25.8	24.0	22.2	26.0	25.6	16.0	27.6	19.8	25.7	19.1	18.4
<i>Item 20740 Subject T02</i>	<i>N</i> 2086	920	1070	1268	244	327	518	780	462	1705	300	1063	479	184	277	36

QUESTIONNAIRE FORM 2 2010	TOTAL	SEX		RACE		REGION				COLLEGE PLANS?		ILLCIT DRUG USE: LIFETIME					
		M	F	White	Black	NE	NC	S	W	Yes	No	None	Mari- juana Only	Few Pills	More Pills	Any Her- oin	
<i>N (Weighted No. of Cases):</i>	2539	1122	1246	1442	306	486	563	948	542	1954	373	1259	580	215	340	45	
<i>% of Weighted Total:</i>	100.0	44.2	49.1	56.8	12.1	19.1	22.2	37.3	21.4	77.0	14.7	49.6	22.8	8.4	13.4	1.8	
E20B: Eat at least some green vegetables?																	
1. Never	5.5	5.9	5.2	4.1	8.1	6.3	5.4	6.9	2.6	4.4	11.6	3.9	9.2	1.9	5.8	6.1	
2. Seldom	10.7	12.1	9.8	8.7	15.9	5.8	9.8	12.2	12.6	9.5	18.0	10.3	12.0	7.3	10.2	16.6	
3. Sometimes	21.5	21.0	21.5	18.7	29.9	25.6	23.1	18.4	22.0	20.4	25.4	19.5	20.8	32.3	22.9	23.2	
4. Most days	25.3	24.3	26.4	25.6	21.7	17.7	25.3	27.8	26.5	25.5	24.1	25.5	25.4	22.7	28.5	13.7	
5. Nearly every day	18.6	18.6	18.4	22.3	11.2	18.9	18.7	17.2	20.5	20.1	10.3	20.8	16.4	17.8	14.9	28.0	
6. Every day	18.4	18.1	18.7	20.6	13.2	25.7	17.6	17.5	15.8	20.1	10.6	20.1	16.2	18.0	17.8	12.4	
<i>Item 20750 Subject T02</i>	<i>N</i>	<i>2078</i>	<i>913</i>	<i>1071</i>	<i>1264</i>	<i>241</i>	<i>330</i>	<i>511</i>	<i>778</i>	<i>459</i>	<i>1706</i>	<i>294</i>	<i>1062</i>	<i>476</i>	<i>183</i>	<i>275</i>	<i>35</i>
E20C: Eat at least some fruit?																	
1. Never	3.3	2.9	3.4	2.4	4.5	3.2	3.2	4.8	0.9	2.2	8.3	2.5	4.1	1.5	3.5	5.9	
2. Seldom	6.2	8.5	4.4	5.7	10.3	7.3	5.5	7.8	3.3	5.4	9.5	5.3	8.8	5.6	6.0	6.8	
3. Sometimes	20.2	21.2	18.9	17.7	26.5	16.6	19.6	21.7	21.0	18.1	31.2	17.6	21.6	25.0	21.8	40.6	
4. Most days	27.4	28.0	27.7	26.5	31.9	21.7	28.7	28.3	28.3	28.2	25.6	27.9	27.7	24.0	28.2	13.7	
5. Nearly every day	20.1	18.5	21.1	21.8	12.2	21.1	19.2	16.7	26.0	21.6	11.2	21.3	17.2	20.6	20.9	18.2	
6. Every day	22.9	20.9	24.6	25.8	14.5	30.1	23.8	20.7	20.5	24.5	14.2	25.3	20.4	23.3	19.6	14.8	
<i>Item 20760 Subject T02</i>	<i>N</i>	<i>2080</i>	<i>916</i>	<i>1068</i>	<i>1268</i>	<i>239</i>	<i>327</i>	<i>513</i>	<i>780</i>	<i>460</i>	<i>1701</i>	<i>300</i>	<i>1061</i>	<i>477</i>	<i>183</i>	<i>277</i>	<i>36</i>
E20D: Exercise vigorously (jogging, swimming, calisthenics, or any other active sports)?																	
1. Never	6.3	4.9	7.3	5.5	9.9	6.9	4.1	9.0	3.9	5.6	9.5	5.7	7.2	5.9	6.5	9.7	
2. Seldom	15.2	12.7	16.7	14.0	15.0	11.9	16.4	13.8	18.7	14.8	20.8	14.4	14.6	19.4	16.4	27.7	
3. Sometimes	27.6	24.2	30.4	26.9	27.0	23.2	28.2	29.4	26.9	26.6	29.9	26.2	27.7	25.4	32.3	35.6	
4. Most days	15.8	16.5	15.9	15.3	20.4	13.7	15.6	16.2	17.1	16.1	15.2	15.4	14.6	14.7	20.7	10.8	
5. Nearly every day	14.4	15.8	13.3	15.1	12.1	16.1	14.4	12.5	16.1	15.0	9.3	15.7	15.1	14.1	9.8	11.0	
6. Every day	20.7	25.9	16.2	23.2	15.6	28.3	21.4	19.1	17.2	21.9	15.3	22.5	20.9	20.6	14.3	5.3	
<i>Item 20770 Subject T02</i>	<i>N</i>	<i>2053</i>	<i>906</i>	<i>1051</i>	<i>1256</i>	<i>228</i>	<i>327</i>	<i>508</i>	<i>765</i>	<i>453</i>	<i>1685</i>	<i>289</i>	<i>1046</i>	<i>468</i>	<i>183</i>	<i>273</i>	<i>36</i>
E20E: Get at least seven hours of sleep?																	
1. Never	6.3	6.1	6.2	4.8	8.6	7.5	6.8	6.7	4.5	5.3	10.4	4.6	8.2	3.2	10.4	10.3	
2. Seldom	16.7	15.0	17.9	15.9	19.5	16.7	18.7	15.6	16.4	16.0	21.2	14.4	16.9	24.3	20.5	21.0	
3. Sometimes	24.7	23.0	26.4	22.9	25.7	21.5	22.8	26.7	25.4	24.3	25.3	23.4	28.5	22.2	20.6	25.1	
4. Most days	22.1	21.2	23.0	23.6	20.6	18.9	22.9	22.4	23.1	23.0	17.0	25.0	18.7	21.1	19.6	13.1	
5. Nearly every day	16.2	16.9	15.6	17.7	10.8	16.8	16.4	15.5	16.7	17.4	10.2	17.6	15.0	16.4	13.9	14.7	
6. Every day	14.0	17.7	10.9	15.1	14.9	18.6	12.3	13.1	14.0	14.0	15.7	15.0	12.7	12.8	15.0	15.7	
<i>Item 20780 Subject T02</i>	<i>N</i>	<i>2077</i>	<i>915</i>	<i>1067</i>	<i>1264</i>	<i>240</i>	<i>328</i>	<i>510</i>	<i>779</i>	<i>460</i>	<i>1702</i>	<i>296</i>	<i>1060</i>	<i>475</i>	<i>184</i>	<i>275</i>	<i>35</i>
E20F: Get less sleep than you think you should?																	
1. Never	8.6	10.1	7.2	7.3	16.2	10.4	5.2	11.8	5.9	7.4	14.8	7.6	9.7	5.8	11.0	17.2	
2. Seldom	10.2	11.4	9.0	10.1	13.8	8.5	9.7	11.0	10.4	9.9	13.5	9.8	11.8	12.6	8.8	3.9	
3. Sometimes	24.7	24.2	25.1	24.6	22.9	24.4	24.7	26.4	22.1	24.4	27.8	26.1	25.2	18.9	22.1	26.2	
4. Most days	19.3	16.8	21.4	18.6	16.4	13.7	22.9	20.2	17.9	19.3	16.9	19.7	21.2	20.5	15.9	19.6	
5. Nearly every day	17.7	16.3	19.3	18.6	14.8	16.3	17.5	14.9	23.3	19.2	9.7	17.7	13.6	20.3	19.9	13.3	
6. Every day	19.5	21.3	18.0	20.8	16.0	26.5	20.0	15.7	20.5	19.8	17.4	19.2	18.5	21.9	22.2	19.8	
<i>Item 20790 Subject T02</i>	<i>N</i>	<i>2074</i>	<i>916</i>	<i>1064</i>	<i>1263</i>	<i>239</i>	<i>327</i>	<i>514</i>	<i>773</i>	<i>461</i>	<i>1700</i>	<i>294</i>	<i>1061</i>	<i>475</i>	<i>184</i>	<i>272</i>	<i>35</i>

QUESTIONNAIRE FORM 3 2010	TOTAL	SEX		RACE		REGION				COLLEGE PLANS?		ILLICIT DRUG USE: LIFETIME				
		M	F	White	Black	NE	NC	S	W	Yes	No	None	Mari- juana Only	Few Pills	More Pills	Any Her- oin
<i>N (Weighted No. of Cases):</i>	2519	1183	1173	1427	268	474	551	952	542	1922	371	1230	578	231	322	35
<i>% of Weighted Total:</i>	100.0	47.0	46.6	56.6	10.6	18.8	21.9	37.8	21.5	76.3	14.7	48.8	23.0	9.2	12.8	1.4
A01: Taking all things together, how would you say things are these days—would you say you're very happy, pretty happy, or not too happy these days?																
3. Very happy	22.4	24.1	20.8	24.4	16.9	22.7	23.6	23.4	19.4	22.5	21.5	24.7	22.1	15.2	17.3	22.6
2. Pretty happy	64.5	63.8	65.5	65.0	66.5	65.7	65.9	62.5	65.7	65.8	59.3	63.6	66.4	68.6	65.9	53.3
1. Not too happy	13.1	12.1	13.7	10.6	16.5	11.6	10.5	14.1	15.0	11.7	19.3	11.7	11.5	16.2	16.8	24.1
<i>Item 1190 Subject P01, Q01</i>	<i>N</i> 2503	1172	1171	1421	267	469	550	942	542	1917	367	1225	578	231	320	35
A02: Some people think a lot about the social problems of the nation and the world and about how they might be solved. Others spend little time thinking about these issues. How much do you think about such things?																
1. Never	3.8	4.6	3.0	3.5	3.5	4.9	4.3	3.4	3.0	2.7	8.9	3.1	4.4	3.3	4.7	16.8
2. Seldom	17.4	19.1	15.8	19.0	14.7	19.2	22.7	16.3	12.3	17.6	18.7	18.2	17.8	16.9	16.0	22.5
3. Sometimes	50.4	46.8	53.2	48.0	58.3	46.7	49.4	51.5	52.5	49.7	49.0	50.4	52.7	44.3	48.6	35.0
4. Quite often	22.7	22.8	22.9	23.0	17.5	20.8	19.1	23.7	26.1	24.0	17.9	22.5	21.0	27.5	24.2	15.2
5. A great deal	5.8	6.7	5.2	6.5	6.1	8.4	4.5	5.0	6.1	5.9	5.4	5.7	4.2	8.1	6.5	10.5
<i>Item 6880 Subject J, Q08</i>	<i>N</i> 2504	1173	1171	1424	267	469	550	943	542	1917	370	1227	577	231	321	35
A03: The next questions ask your opinions about a number of different topics. How much do you agree or disagree with each statement below?																
A03A: Men and women should be paid the same money if they do the same work																
1. Disagree	2.8	4.7	0.8	3.2	2.1	1.9	4.6	2.7	1.8	2.4	4.2	2.4	2.5	2.7	4.0	2.3
2. Mostly disagree	2.3	4.0	0.2	2.3	2.9	3.9	2.5	2.0	1.4	2.0	4.0	2.1	2.4	1.7	2.6	3.1
3. Neither	3.0	5.2	1.1	2.3	3.6	2.6	4.2	2.3	3.6	2.2	7.4	3.3	2.3	3.1	3.2	-
4. Mostly agree	10.9	14.7	6.7	10.1	14.0	9.2	10.3	12.7	10.1	10.9	11.1	9.4	13.0	9.0	13.2	12.6
5. Agree	80.9	71.3	91.2	82.2	77.5	82.3	78.5	80.3	83.1	82.4	73.2	82.8	79.7	83.5	77.1	81.9
<i>Item 7930 Subject D06</i>	<i>N</i> 2513	1180	1172	1425	267	474	550	948	542	1919	371	1228	578	231	322	35
A03B: Women should be considered as seriously as men for jobs as executives or politicians																
1. Disagree	2.7	4.8	0.4	3.5	2.1	3.6	3.9	2.2	1.7	2.0	5.5	2.2	2.8	2.7	4.0	5.5
2. Mostly disagree	3.7	6.6	0.6	3.7	3.6	2.2	4.8	4.3	2.7	3.6	5.1	3.5	1.7	7.0	5.3	5.2
3. Neither	4.0	7.5	0.4	4.5	3.5	5.2	4.9	2.9	4.1	3.3	5.1	3.8	3.9	3.8	4.5	6.2
4. Mostly agree	18.1	23.9	12.1	18.6	18.2	16.5	18.8	19.0	17.0	18.1	18.7	17.5	19.0	17.1	16.3	27.1
5. Agree	71.5	57.1	86.5	69.8	72.6	72.5	67.6	71.6	74.5	73.0	65.7	73.0	72.7	69.4	69.8	56.0
<i>Item 7940 Subject D06, H02</i>	<i>N</i> 2512	1181	1171	1427	265	473	550	948	542	1920	371	1229	577	231	322	35
A03C: A woman should have exactly the same job opportunities as a man																
1. Disagree	4.0	6.6	1.1	4.8	2.0	3.1	4.8	4.5	3.0	3.0	8.2	3.2	4.9	4.1	4.4	3.7
2. Mostly disagree	4.5	7.8	0.8	4.8	3.2	4.5	5.3	3.9	4.6	4.0	8.1	5.0	2.6	4.9	5.5	11.0
3. Neither	5.4	8.4	2.3	4.7	7.4	5.0	5.2	6.0	4.6	4.3	7.8	4.5	6.0	5.1	4.8	12.6
4. Mostly agree	21.3	26.1	17.0	23.4	20.4	20.2	21.1	21.3	22.4	21.4	22.4	19.0	23.5	23.4	25.5	23.6
5. Agree	64.9	51.2	78.8	62.3	67.0	67.2	63.6	64.2	65.3	67.2	53.4	68.3	63.0	62.6	59.8	49.1
<i>Item 7950 Subject D06</i>	<i>N</i> 2500	1176	1168	1420	265	472	547	941	539	1913	369	1224	574	231	321	35
A03D: A woman should have exactly the same educational opportunities as a man																
1. Disagree	1.0	1.6	0.3	1.3	0.6	1.4	1.2	0.9	0.8	0.8	2.2	0.5	1.3	0.9	2.6	0.5
2. Mostly disagree	1.0	1.3	0.4	0.5	2.1	1.0	1.9	0.8	0.3	0.9	0.6	0.8	0.1	1.9	1.3	2.8
3. Neither	2.5	4.3	0.4	1.8	4.2	2.7	2.4	2.9	1.9	1.5	5.6	2.5	2.0	1.7	1.7	1.8
4. Mostly agree	7.4	10.3	4.6	6.9	10.4	6.0	6.6	8.9	6.8	6.6	12.9	7.8	6.6	7.1	7.7	6.3
5. Agree	88.1	82.5	94.3	89.5	82.8	88.9	88.0	86.5	90.1	90.2	78.5	88.4	90.0	88.4	86.7	88.6
<i>Item 7960 Subject D06</i>	<i>N</i> 2490	1177	1158	1416	264	471	545	935	539	1902	370	1223	574	228	318	34

QUESTIONNAIRE FORM 3 2010	TOTAL	SEX		RACE		REGION				COLLEGE PLANS?		ILLICIT DRUG USE: LIFETIME				
		M	F	White	Black	NE	NC	S	W	Yes	No	None	Mari- juana Only	Few Pills	More Pills	Any Her- oin
<i>N (Weighted No. of Cases):</i>	2519	1183	1173	1427	268	474	551	952	542	1922	371	1230	578	231	322	35
<i>% of Weighted Total:</i>	100.0	47.0	46.6	56.6	10.6	18.8	21.9	37.8	21.5	76.3	14.7	48.8	23.0	9.2	12.8	1.4
A03E: It is usually better for everyone involved if the man is the achiever outside the home and the woman takes care of the home and family																
1. Disagree	26.5	14.9	39.5	24.5	29.2	33.8	23.5	25.6	24.6	28.7	18.3	27.7	25.8	24.8	26.2	19.3
2. Mostly disagree	16.8	13.6	20.1	17.6	13.3	15.7	17.3	16.4	18.1	17.7	13.5	15.5	17.4	24.8	15.0	13.7
3. Neither	25.2	29.5	20.1	25.4	21.8	24.8	25.5	22.7	29.5	23.9	29.9	25.8	25.0	20.7	23.4	41.2
4. Mostly agree	19.4	23.7	15.5	19.4	25.0	18.2	18.6	21.2	18.0	18.9	22.1	19.3	20.3	19.4	19.9	8.8
5. Agree	12.2	18.2	4.7	13.1	10.7	7.5	15.1	14.1	9.8	10.8	16.2	11.7	11.5	10.2	15.5	17.1
<i>Item 7970 Subject D05</i>	<i>N</i> 2509	1182	1170	1427	266	474	550	945	540	1921	371	1230	578	231	320	35
A03F: A preschool child is likely to suffer if the mother works																
1. Disagree	31.7	24.9	38.1	29.4	46.2	33.2	33.1	33.1	26.4	32.3	27.9	31.2	35.0	31.5	25.7	49.2
2. Mostly disagree	20.9	18.9	23.8	22.6	14.9	21.9	19.0	20.6	22.6	22.1	18.2	19.7	23.1	19.8	24.9	9.2
3. Neither	23.1	24.5	21.6	25.4	20.1	23.9	25.2	19.6	26.5	22.0	28.3	24.8	20.5	22.7	22.3	17.1
4. Mostly agree	16.3	19.9	12.4	14.7	12.5	13.0	14.7	17.7	18.2	16.5	14.6	15.0	16.8	16.7	19.4	9.6
5. Agree	8.0	11.7	4.1	8.0	6.3	8.0	8.0	9.0	6.4	7.2	11.0	9.3	4.6	9.3	7.8	14.9
<i>Item 7980 Subject D05</i>	<i>N</i> 2488	1173	1163	1412	266	465	549	937	538	1906	368	1222	570	231	320	35
A03G: A working mother can establish just as warm and secure a relationship with her children as a mother who does not work																
1. Disagree	7.8	11.9	3.8	8.4	5.1	7.2	8.6	8.3	6.6	7.3	11.6	6.9	7.2	11.5	8.4	12.2
2. Mostly disagree	13.2	18.4	8.6	13.1	14.8	9.5	13.9	12.7	16.4	13.3	13.4	14.2	13.0	11.3	14.1	7.3
3. Neither	10.6	14.6	6.4	10.1	10.9	7.9	11.5	10.7	11.8	10.3	11.2	12.7	7.4	9.6	8.6	3.5
4. Mostly agree	27.2	24.6	29.9	30.2	20.8	26.8	25.9	26.5	30.1	26.9	30.4	25.2	28.7	28.6	32.9	20.7
5. Agree	41.2	30.5	51.3	38.2	48.3	48.6	40.1	41.7	35.1	42.2	33.5	41.1	43.6	39.0	35.9	56.2
<i>Item 7990 Subject D05</i>	<i>N</i> 2499	1178	1170	1425	266	468	549	940	542	1919	371	1225	577	230	322	35
A04: The next questions are about pollution and the environment. How much do you agree or disagree with each statement below?																
A04A: Pollution of most types has increased in the U.S. in the last ten years																
1. Disagree	2.1	3.4	0.9	2.7	1.9	2.6	2.2	2.1	1.7	1.7	4.1	2.2	2.4	1.5	1.3	-
2. Mostly disagree	4.5	6.6	2.7	4.2	5.0	4.1	2.5	5.0	6.0	4.6	3.9	5.3	3.1	4.0	5.0	1.3
3. Neither	12.5	12.8	11.0	11.5	17.5	10.6	11.8	14.4	11.6	11.1	15.0	12.0	12.3	11.8	11.7	10.3
4. Mostly agree	31.9	30.8	33.3	32.3	27.0	31.0	31.4	30.4	35.8	32.9	28.0	33.5	31.5	29.5	29.5	32.0
5. Agree	49.0	46.4	52.1	49.3	48.5	51.7	52.1	48.1	44.9	49.7	49.0	47.0	50.7	53.3	52.5	56.4
<i>Item 8000 Subject F04</i>	<i>N</i> 2485	1174	1164	1417	265	466	545	934	541	1911	369	1219	575	231	320	35
A04B: Government should take steps to deal with our environmental problems, even if it means that most of us pay higher prices or taxes																
1. Disagree	12.4	16.2	8.8	12.5	16.9	10.0	13.8	14.8	9.1	11.5	17.5	11.4	14.0	13.0	12.6	14.0
2. Mostly disagree	14.1	15.6	13.0	14.1	16.8	11.7	13.6	14.3	16.3	13.5	17.6	14.5	12.6	14.3	15.3	13.7
3. Neither	23.7	19.1	28.5	23.9	21.9	23.9	22.5	22.4	27.2	23.5	21.5	26.0	24.7	18.3	19.0	18.4
4. Mostly agree	29.5	26.7	31.6	30.1	23.3	36.6	28.8	27.9	27.0	31.2	25.5	29.4	29.6	26.7	33.5	25.8
5. Agree	20.2	22.4	18.1	19.4	21.2	17.9	21.3	20.6	20.4	20.3	17.9	18.7	19.1	27.7	19.5	28.0
<i>Item 8010 Subject F04, H02</i>	<i>N</i> 2491	1175	1166	1419	265	469	545	936	541	1913	369	1222	575	231	320	35
A04C: I would prefer to pay more money for things that will last a long time, rather than have them cost less and break sooner																
1. Disagree	1.5	1.5	1.2	0.8	2.4	1.1	1.4	2.0	1.0	1.0	1.8	1.7	1.0	2.1	0.5	-
2. Mostly disagree	1.7	1.9	1.2	1.4	2.2	2.6	1.0	1.5	2.1	1.2	2.7	1.7	1.0	1.1	2.2	3.1
3. Neither	10.3	10.3	9.9	8.7	9.2	12.0	10.0	8.9	11.4	9.4	11.7	10.3	9.0	6.1	12.7	16.0
4. Mostly agree	28.0	24.3	31.8	27.3	28.9	27.3	26.0	28.3	30.2	28.3	29.6	29.4	29.0	25.7	24.0	27.7
5. Agree	58.5	62.0	55.9	61.8	57.3	57.1	61.6	59.3	55.3	60.0	54.3	56.9	60.0	65.0	60.7	53.2
<i>Item 8020 Subject F01</i>	<i>N</i> 2479	1168	1162	1414	260	468	544	927	540	1907	364	1214	573	230	319	35

DESCRIPTIVE RESULTS: 2010

137

QUESTIONNAIRE FORM 3 2010	TOTAL	SEX		RACE		REGION				COLLEGE PLANS?		ILLICIT DRUG USE: LIFETIME					
		M	F	White	Black	NE	NC	S	W	Yes	No	None	Mari- juana Only	Few Pills	More Pills	Any Her- oin	
<i>N (Weighted No. of Cases):</i>	2519	1183	1173	1427	268	474	551	952	542	1922	371	1230	578	231	322	35	
<i>% of Weighted Total:</i>	100.0	47.0	46.6	56.6	10.6	18.8	21.9	37.8	21.5	76.3	14.7	48.8	23.0	9.2	12.8	1.4	
A04D: I would probably be willing to use a bicycle or mass transit (if available) rather than a car to get to work																	
1. Disagree	29.2	29.3	27.4	27.2	44.2	25.8	30.8	35.2	20.0	26.8	38.8	25.3	36.3	27.3	30.7	17.9	
2. Mostly disagree	20.1	20.9	19.8	20.6	22.9	19.3	18.8	21.2	20.4	21.0	16.4	19.6	21.1	22.6	19.4	26.6	
3. Neither	16.6	15.6	18.0	17.6	10.5	18.2	16.4	15.7	16.9	17.2	14.2	18.0	14.4	15.1	17.7	8.3	
4. Mostly agree	18.9	17.4	20.5	18.9	14.6	22.8	18.4	15.6	21.6	18.9	16.5	21.0	16.2	14.8	17.9	24.8	
5. Agree	15.3	16.9	14.3	15.7	7.8	13.9	15.6	12.4	21.0	16.0	14.1	16.1	11.9	20.3	14.2	22.3	
<i>Item 8030 Subject F07</i>	<i>N</i>	<i>2483</i>	<i>1172</i>	<i>1162</i>	<i>1416</i>	<i>265</i>	<i>467</i>	<i>544</i>	<i>936</i>	<i>537</i>	<i>1913</i>	<i>370</i>	<i>1221</i>	<i>573</i>	<i>230</i>	<i>319</i>	<i>35</i>
A04E: I would be willing to eat less meat and more grains and vegetables, if it would help provide food for starving people																	
1. Disagree	13.5	20.5	5.2	14.8	9.9	14.9	15.8	13.6	9.9	11.6	19.6	12.8	15.2	11.2	14.6	8.7	
2. Mostly disagree	9.9	13.0	6.5	10.3	11.0	10.3	13.0	9.2	7.7	9.5	13.4	10.5	9.4	9.0	7.8	12.2	
3. Neither	16.5	18.8	14.1	17.7	12.1	19.5	18.4	14.6	15.4	15.7	17.9	15.0	18.0	17.0	17.1	24.6	
4. Mostly agree	28.6	25.6	32.5	27.0	32.4	27.5	27.6	27.3	33.1	29.8	24.3	30.0	27.9	23.6	31.0	21.1	
5. Agree	31.4	22.0	41.8	30.2	34.5	27.8	25.3	35.3	33.9	33.4	24.8	31.6	29.4	39.2	29.5	33.3	
<i>Item 8040 Subject F03, O03</i>	<i>N</i>	<i>2480</i>	<i>1169</i>	<i>1164</i>	<i>1415</i>	<i>264</i>	<i>466</i>	<i>540</i>	<i>934</i>	<i>540</i>	<i>1906</i>	<i>369</i>	<i>1219</i>	<i>568</i>	<i>229</i>	<i>322</i>	<i>35</i>
A05: In the following list you will find some statements about leisure time and work. Please show whether you agree or disagree with each statement.																	
A05A: I like the kind of work you can forget about after the work day is over																	
1. Disagree	12.9	12.1	13.7	10.3	25.3	12.9	9.8	13.4	15.4	12.9	9.5	13.8	12.1	9.4	12.9	7.9	
2. Mostly disagree	15.2	14.4	16.7	17.8	12.6	16.4	14.6	15.6	13.9	17.0	9.6	16.1	13.8	15.9	15.1	19.2	
3. Neither	24.8	24.1	25.8	25.6	22.2	28.8	24.9	21.9	26.3	26.3	21.3	26.7	25.2	23.4	21.5	7.2	
4. Mostly agree	22.5	19.8	24.1	22.5	17.4	21.5	23.9	22.3	22.4	21.3	25.1	20.5	22.2	29.5	24.6	31.9	
5. Agree	24.6	29.6	19.7	23.8	22.5	20.4	26.9	26.9	21.9	22.6	34.5	23.0	26.7	21.8	25.9	33.8	
<i>Item 8050 Subject C04</i>	<i>N</i>	<i>2495</i>	<i>1173</i>	<i>1169</i>	<i>1423</i>	<i>265</i>	<i>469</i>	<i>548</i>	<i>939</i>	<i>540</i>	<i>1914</i>	<i>371</i>	<i>1222</i>	<i>576</i>	<i>230</i>	<i>322</i>	<i>35</i>
A05B: To me, work is nothing more than making a living																	
1. Disagree	22.4	20.7	25.3	23.1	27.5	24.7	22.6	22.9	19.4	23.6	17.2	24.1	21.6	21.2	21.4	15.4	
2. Mostly disagree	25.7	22.3	29.9	30.8	14.7	26.9	27.0	22.0	29.7	28.9	14.4	26.9	24.6	30.1	24.4	29.0	
3. Neither	16.6	16.3	16.2	17.5	12.4	18.6	16.1	15.8	17.0	15.3	19.3	16.7	14.6	14.9	18.6	17.8	
4. Mostly agree	20.2	22.8	17.1	16.8	25.0	19.3	20.1	19.9	21.5	19.0	25.5	19.7	21.6	19.4	18.7	12.5	
5. Agree	15.1	17.9	11.6	11.7	20.4	10.6	14.1	19.5	12.4	13.1	23.7	12.6	17.7	14.3	16.9	25.4	
<i>Item 8060 Subject C06</i>	<i>N</i>	<i>2497</i>	<i>1176</i>	<i>1169</i>	<i>1422</i>	<i>266</i>	<i>471</i>	<i>547</i>	<i>939</i>	<i>540</i>	<i>1914</i>	<i>371</i>	<i>1223</i>	<i>575</i>	<i>231</i>	<i>321</i>	<i>35</i>
A05C: I expect my work to be a very central part of my life																	
1. Disagree	4.1	4.3	3.8	4.1	2.8	2.7	5.7	4.9	2.4	4.0	3.6	3.4	4.5	4.2	4.0	7.4	
2. Mostly disagree	8.5	7.4	9.4	7.6	7.2	7.8	8.9	8.3	9.1	9.3	5.5	8.5	8.2	9.9	9.5	8.1	
3. Neither	21.3	20.7	22.0	22.1	14.7	19.1	20.5	20.4	25.7	19.5	27.5	22.5	20.5	21.5	19.9	9.0	
4. Mostly agree	41.5	42.3	41.4	44.9	38.9	47.0	41.4	38.0	42.7	43.2	36.8	40.8	43.4	40.9	43.3	31.3	
5. Agree	24.6	25.4	23.4	21.2	36.4	23.4	23.4	28.5	20.2	24.0	26.6	24.8	23.4	23.6	23.2	44.3	
<i>Item 8070 Subject C06</i>	<i>N</i>	<i>2478</i>	<i>1164</i>	<i>1165</i>	<i>1415</i>	<i>263</i>	<i>464</i>	<i>544</i>	<i>930</i>	<i>540</i>	<i>1908</i>	<i>366</i>	<i>1214</i>	<i>569</i>	<i>231</i>	<i>321</i>	<i>35</i>
A05D: I want to do my best in my job, even if this sometimes means working overtime																	
1. Disagree	2.0	2.5	1.5	1.7	2.4	1.4	3.6	1.8	1.2	1.6	2.9	2.1	1.4	2.2	1.7	4.9	
2. Mostly disagree	3.0	3.8	2.4	2.5	2.4	3.0	2.5	1.7	5.8	3.0	3.9	3.5	1.7	3.3	2.8	10.1	
3. Neither	8.1	8.6	6.6	7.0	8.5	10.2	7.6	8.7	5.7	6.3	12.8	7.4	7.5	7.8	9.0	4.4	
4. Mostly agree	36.6	32.2	41.0	38.6	26.7	42.2	36.2	33.3	37.8	38.8	27.8	35.5	36.6	38.4	43.5	32.4	
5. Agree	50.3	53.0	48.5	50.2	60.0	43.3	50.1	54.5	49.4	50.3	52.6	51.6	52.8	48.3	43.1	48.2	
<i>Item 8080 Subject C06</i>	<i>N</i>	<i>2484</i>	<i>1167</i>	<i>1166</i>	<i>1416</i>	<i>265</i>	<i>466</i>	<i>544</i>	<i>938</i>	<i>537</i>	<i>1911</i>	<i>366</i>	<i>1219</i>	<i>575</i>	<i>227</i>	<i>318</i>	<i>35</i>

QUESTIONNAIRE FORM 3 2010	TOTAL	SEX		RACE		REGION				COLLEGE PLANS?		ILLICIT DRUG USE: LIFETIME				
		M	F	White	Black	NE	NC	S	W	Yes	No	None	Mari- juana Only	Few Pills	More Pills	Any Her- oin
<i>N (Weighted No. of Cases):</i>	2519	1183	1173	1427	268	474	551	952	542	1922	371	1230	578	231	322	35
<i>% of Weighted Total:</i>	100.0	47.0	46.6	56.6	10.6	18.8	21.9	37.8	21.5	76.3	14.7	48.8	23.0	9.2	12.8	1.4
A05E: I would like to stay in the same job for most of my adult life																
1. Disagree	8.8	10.0	7.4	6.6	12.4	6.4	8.7	10.3	8.4	8.3	9.5	7.7	9.4	8.6	8.5	5.3
2. Mostly disagree	10.0	9.9	10.2	7.9	10.3	11.3	8.6	8.8	12.6	9.5	10.5	8.5	9.6	7.5	17.2	4.4
3. Neither	19.6	20.3	18.9	16.7	18.4	19.6	17.6	17.9	24.5	19.4	18.7	20.6	17.4	23.0	18.0	11.7
4. Mostly agree	27.8	27.2	28.4	30.2	21.1	29.8	27.7	25.3	30.3	28.6	25.8	28.0	28.6	29.3	25.6	36.4
5. Agree	33.8	32.6	35.2	38.6	37.7	32.9	37.3	37.7	24.3	34.3	35.3	35.1	35.1	31.6	30.6	42.2
<i>Item 8090 Subject C03</i>	<i>N</i> 2491	1173	1167	1419	264	471	545	937	538	1910	369	1218	574	231	321	35
A06: If you were to get enough money to live as comfortably as you'd like for the rest of your life, would you want to work?																
1. I would want to work	74.2	67.3	81.5	73.6	72.1	72.1	70.5	75.7	77.2	75.0	70.6	76.3	71.9	75.4	69.5	67.2
2. I would not want to work	25.8	32.7	18.5	26.4	27.9	27.9	29.5	24.3	22.8	25.0	29.4	23.7	28.1	24.6	30.5	32.8
<i>Item 8100 Subject C06</i>	<i>N</i> 2415	1127	1146	1399	244	454	530	901	530	1870	353	1191	564	223	315	33
The next questions are about living or working with people of different races. Please rate each of the statements below using the following terms:																
Not at all acceptable: I'd avoid this if I possibly could.																
Somewhat acceptable: I could live with this, but not be happy about it.																
Acceptable: This would be O.K., or I'd be neutral about this.																
Desirable: I'd really like this.																
A07: How would you feel about . . .																
A07A: Having close personal friends of another race?																
1. Not at all acceptable	1.6	2.8	0.5	2.2	0.5	1.6	3.1	1.0	1.3	1.0	4.8	1.6	1.2	-	3.3	5.0
2. Somewhat acceptable	3.1	3.3	2.4	3.9	3.3	3.4	3.3	3.2	2.2	2.5	5.2	2.9	3.5	1.3	3.3	3.6
3. Acceptable	51.2	56.7	44.9	55.6	46.6	49.2	52.4	55.0	45.2	49.4	54.9	49.3	49.9	57.7	55.4	53.9
4. Desirable	44.1	37.1	52.2	38.3	49.6	45.8	41.3	40.8	51.2	47.1	35.1	46.3	45.5	41.1	38.0	37.6
<i>Item 8110 Subject N01</i>	<i>N</i> 2487	1169	1169	1419	266	471	547	935	534	1908	369	1220	577	231	319	35
A07B: Having a job with a supervisor of a different race?																
1. Not at all acceptable	1.9	3.4	0.7	2.6	1.7	2.6	3.8	0.8	1.4	1.3	4.7	2.0	2.2	-	2.2	8.4
2. Somewhat acceptable	4.9	6.2	3.0	5.2	3.5	5.2	4.5	5.2	4.4	3.5	11.2	3.5	5.0	4.4	5.6	22.3
3. Acceptable	68.6	70.8	66.6	70.4	75.2	64.8	66.1	73.1	66.5	70.3	60.1	68.8	69.5	69.3	70.4	40.1
4. Desirable	24.6	19.6	29.7	21.8	19.6	27.5	25.6	20.9	27.6	24.8	24.0	25.7	23.3	26.4	21.9	29.2
<i>Item 8120 Subject C05, N01</i>	<i>N</i> 2482	1169	1168	1418	266	468	546	933	534	1907	368	1218	577	230	319	35
A07C: Having family of a different race (but same level of education and income) move next door to you?																
1. Not at all acceptable	2.3	3.9	0.8	3.1	1.1	2.7	3.2	2.1	1.2	1.3	7.5	1.5	3.7	1.6	2.1	12.4
2. Somewhat acceptable	4.4	5.2	3.4	4.9	2.0	5.9	4.1	3.8	4.3	4.2	3.9	4.3	2.8	2.4	6.8	6.6
3. Acceptable	56.7	61.5	51.5	58.8	61.0	55.0	59.3	59.9	50.1	55.5	59.3	55.8	57.8	58.5	58.1	51.7
4. Desirable	36.6	29.4	44.3	33.2	36.0	36.5	33.3	34.3	44.4	38.9	29.3	38.4	35.7	37.5	33.0	29.2
<i>Item 8130 Subject N01</i>	<i>N</i> 2487	1168	1169	1418	265	471	546	936	534	1908	368	1220	577	231	317	35
A07D: Having your (future) children's friends be all of your race?																
1. Not at all acceptable	13.7	11.2	15.9	12.5	10.4	13.5	11.0	14.1	15.7	13.8	15.6	12.6	12.7	16.5	16.0	19.2
2. Somewhat acceptable	19.5	18.2	21.5	20.2	17.6	17.2	24.6	17.1	20.4	20.7	14.9	18.7	20.7	21.9	19.2	18.2
3. Acceptable	50.4	52.4	47.9	51.2	60.0	49.6	48.1	54.0	47.2	49.9	47.8	53.5	48.5	45.0	46.0	46.8
4. Desirable	16.4	18.2	14.7	16.1	12.1	19.7	16.3	14.7	16.6	15.6	21.7	15.1	18.0	16.6	18.9	15.8
<i>Item 8140 Subject N01</i>	<i>N</i> 2480	1168	1166	1418	264	467	546	933	533	1904	369	1220	574	231	319	35

DESCRIPTIVE RESULTS: 2010

139

QUESTIONNAIRE FORM 3 2010	TOTAL	SEX		RACE		REGION				COLLEGE PLANS?		ILLICIT DRUG USE: LIFETIME				
		M	F	White	Black	NE	NC	S	W	Yes	No	None	Mari- juana Only	Few Pills	More Pills	Any Her- oin
<i>N (Weighted No. of Cases):</i>	2519	1183	1173	1427	268	474	551	952	542	1922	371	1230	578	231	322	35
<i>% of Weighted Total:</i>	100.0	47.0	46.6	56.6	10.6	18.8	21.9	37.8	21.5	76.3	14.7	48.8	23.0	9.2	12.8	1.4
A07E: Having some of your (future) children's friends be of other races?																
1. Not at all acceptable	2.3	4.1	0.6	3.2	1.3	3.0	3.8	1.4	1.8	1.5	6.9	1.9	2.8	1.4	2.2	12.4
2. Somewhat acceptable	5.8	7.1	4.8	6.2	5.1	4.8	6.0	6.4	5.4	5.8	7.4	5.6	5.0	4.1	8.6	8.3
3. Acceptable	52.3	56.7	47.6	56.1	52.6	51.2	52.8	55.3	47.7	51.2	52.9	53.3	51.0	53.0	50.1	44.0
4. Desirable	39.6	32.1	47.1	34.6	40.9	41.1	37.4	36.9	45.1	41.6	32.8	39.2	41.3	41.5	39.1	35.3
<i>Item 8150 Subject N01</i>	<i>N</i> 2481	1169	1167	1418	265	467	547	934	533	1906	368	1219	576	231	319	35
A08: How would you feel about having a job where . . .																
A08A: . . . all the employees are of your race?																
1. Not at all acceptable	10.0	8.6	11.5	7.1	17.1	10.4	7.8	10.0	11.9	10.6	8.6	9.9	11.8	8.7	8.8	4.9
2. Somewhat acceptable	19.6	17.6	21.8	16.9	27.7	21.0	17.5	19.5	20.7	20.5	15.3	19.6	18.9	22.3	18.8	20.9
3. Acceptable	55.9	57.2	54.4	60.2	44.2	53.1	57.2	57.1	55.0	56.1	52.6	58.2	52.5	54.2	55.4	40.6
4. Desirable	14.5	16.6	12.3	15.8	11.0	15.5	17.4	13.4	12.4	12.7	23.5	12.3	16.7	14.8	17.0	33.6
<i>Item 8160 Subject C05, N01</i>	<i>N</i> 2482	1168	1169	1418	266	468	547	935	533	1907	369	1220	577	231	319	35
A08B: . . . some employees are of a different race?																
1. Not at all acceptable	1.5	2.5	0.5	1.9	0.7	1.8	2.1	1.0	1.3	1.1	3.4	1.6	1.0	1.2	1.5	9.7
2. Somewhat acceptable	4.3	5.6	2.9	4.5	2.4	4.3	4.9	4.5	3.4	3.7	7.4	4.7	2.8	3.8	5.4	7.4
3. Acceptable	65.1	69.7	59.7	67.7	62.8	64.2	64.5	66.1	64.6	64.5	65.3	64.5	65.5	62.6	66.7	61.8
4. Desirable	29.2	22.2	36.8	26.0	34.1	29.7	28.6	28.4	30.7	30.7	23.8	29.2	30.7	32.5	26.4	21.1
<i>Item 8170 Subject C05, N01</i>	<i>N</i> 2482	1168	1168	1417	266	468	546	935	533	1906	369	1220	576	231	319	35
A08C: . . . most employees are of a different race?																
1. Not at all acceptable	6.8	9.9	4.4	9.8	3.6	8.3	8.8	6.6	3.8	5.7	13.8	6.3	7.1	8.1	7.1	17.1
2. Somewhat acceptable	17.8	18.8	16.5	22.7	14.9	18.6	21.6	17.9	13.2	17.9	18.1	17.0	17.9	20.7	20.5	20.4
3. Acceptable	58.5	57.8	58.7	58.1	58.7	54.4	57.2	59.6	61.3	59.2	52.0	58.7	57.9	56.5	58.2	48.4
4. Desirable	16.9	13.6	20.4	9.4	22.8	18.7	12.4	16.0	21.7	17.2	16.2	18.0	17.2	14.7	14.2	14.2
<i>Item 8180 Subject C05, N01</i>	<i>N</i> 2479	1168	1167	1417	266	467	546	935	531	1906	367	1219	576	231	319	35
A09: How would you feel about living in an area where . . .																
A09A: . . . all the neighbors are of your race?																
1. Not at all acceptable	8.6	7.3	9.6	4.8	15.1	7.6	6.4	9.3	10.5	9.0	7.2	8.5	8.3	8.1	8.6	6.0
2. Somewhat acceptable	17.0	14.4	19.8	14.2	25.0	16.7	16.1	16.7	18.6	17.9	13.4	17.4	17.9	16.2	14.1	18.4
3. Acceptable	55.6	56.8	55.0	59.1	47.7	52.4	56.7	56.0	56.7	56.2	49.9	57.1	54.7	57.6	53.6	31.4
4. Desirable	18.8	21.5	15.6	22.0	12.3	23.3	20.7	18.0	14.2	16.9	29.4	17.0	19.2	18.1	23.7	44.2
<i>Item 8190 Subject N01</i>	<i>N</i> 2481	1168	1169	1417	266	467	547	934	533	1908	368	1219	576	231	319	35
A09B: . . . some of the neighbors are of other races?																
1. Not at all acceptable	1.7	2.7	0.7	1.8	1.5	1.7	2.6	1.2	1.5	1.0	4.8	2.0	0.7	1.2	1.6	7.9
2. Somewhat acceptable	4.8	4.9	4.2	4.6	7.0	5.3	4.4	5.2	3.8	3.8	9.1	4.4	4.0	4.0	6.0	9.7
3. Acceptable	68.4	73.1	64.0	71.2	61.3	67.1	70.2	69.2	65.9	68.6	66.1	67.6	71.4	66.9	68.6	60.6
4. Desirable	25.2	19.3	31.1	22.4	30.3	25.8	22.7	24.4	28.7	26.6	20.0	26.0	23.9	27.9	23.8	21.8
<i>Item 8200 Subject N01</i>	<i>N</i> 2478	1165	1169	1417	266	464	547	934	532	1908	368	1219	576	231	319	35
A09C: . . . most of the neighbors are of other races?																
1. Not at all acceptable	9.3	12.7	6.3	13.3	4.1	11.5	11.0	9.5	5.3	8.3	15.5	7.8	9.9	10.6	12.7	19.9
2. Somewhat acceptable	20.1	22.0	18.7	25.7	16.3	19.4	24.8	20.9	14.7	20.8	21.5	21.1	18.6	21.5	20.9	31.9
3. Acceptable	56.4	53.7	58.6	53.8	56.6	50.2	54.2	58.2	60.7	56.6	50.8	56.7	56.9	55.9	53.5	37.5
4. Desirable	14.2	11.5	16.4	7.1	23.0	18.9	10.0	11.4	19.3	14.4	12.2	14.5	14.7	12.0	12.9	10.8
<i>Item 8210 Subject N01</i>	<i>N</i> 2478	1166	1168	1416	265	466	545	934	533	1906	367	1219	576	230	319	35

QUESTIONNAIRE FORM 3 2010	TOTAL	SEX		RACE		REGION				COLLEGE PLANS?		ILLICIT DRUG USE: LIFETIME				
		M	F	White	Black	NE	NC	S	W	Yes	No	None	Mari- juana Only	Few Pills	More Pills	Any Her- oin
<i>N (Weighted No. of Cases):</i>	2519	1183	1173	1427	268	474	551	952	542	1922	371	1230	578	231	322	35
<i>% of Weighted Total:</i>	100.0	47.0	46.6	56.6	10.6	18.8	21.9	37.8	21.5	76.3	14.7	48.8	23.0	9.2	12.8	1.4
A10: How would you feel about having your (future) children go to schools where . . .																
A10A: . . . all the children are of your race?																
1. Not at all acceptable	16.8	14.2	19.5	11.2	28.8	16.7	12.7	17.8	19.2	18.1	13.1	16.0	17.7	17.8	15.9	21.5
2. Somewhat acceptable	15.6	13.6	17.6	13.4	24.8	13.1	14.9	15.3	18.8	16.2	11.7	16.1	18.4	16.7	8.4	8.3
3. Acceptable	49.5	51.4	47.7	53.8	35.2	46.8	51.8	49.8	49.0	49.6	45.2	51.9	45.4	44.4	53.2	28.7
4. Desirable	18.2	20.9	15.2	21.6	11.1	23.4	20.6	17.1	13.0	16.2	30.1	16.0	18.6	21.2	22.6	41.4
<i>Item 8220 Subject B03, N01</i>	<i>N 2478</i>	<i>1167</i>	<i>1167</i>	<i>1417</i>	<i>264</i>	<i>466</i>	<i>545</i>	<i>933</i>	<i>534</i>	<i>1906</i>	<i>366</i>	<i>1216</i>	<i>577</i>	<i>231</i>	<i>318</i>	<i>35</i>
A10B: . . . some of the children are of other races?																
1. Not at all acceptable	1.6	2.4	0.9	1.7	1.4	1.8	2.4	1.3	1.1	1.0	4.7	1.7	0.8	1.2	1.1	10.2
2. Somewhat acceptable	4.8	5.8	3.7	4.7	6.7	5.4	5.2	3.9	5.4	4.1	8.8	4.6	4.4	1.3	8.1	10.6
3. Acceptable	65.0	69.1	60.4	66.6	61.1	62.9	66.8	67.2	61.0	64.3	65.0	64.8	65.3	65.9	64.9	50.2
4. Desirable	28.6	22.7	35.1	26.9	30.8	29.8	25.5	27.6	32.5	30.6	21.4	28.9	29.5	31.7	25.9	29.0
<i>Item 8230 Subject B03, N01</i>	<i>N 2474</i>	<i>1167</i>	<i>1163</i>	<i>1416</i>	<i>265</i>	<i>467</i>	<i>545</i>	<i>929</i>	<i>534</i>	<i>1902</i>	<i>367</i>	<i>1216</i>	<i>577</i>	<i>227</i>	<i>318</i>	<i>35</i>
A10C: . . . most of the children are of other races?																
1. Not at all acceptable	10.9	13.9	8.2	14.9	6.2	14.7	13.8	10.7	4.9	9.4	18.9	9.6	11.4	11.4	12.5	27.6
2. Somewhat acceptable	21.4	22.4	20.3	27.2	18.1	19.0	24.7	22.5	18.0	22.0	20.1	20.6	22.4	24.4	23.8	22.1
3. Acceptable	53.7	52.9	54.1	51.7	50.1	49.4	52.1	54.4	58.1	53.9	50.5	55.4	51.6	51.8	50.9	40.1
4. Desirable	14.0	10.7	17.4	6.2	25.6	16.9	9.4	12.4	18.9	14.6	10.5	14.4	14.6	12.4	12.7	10.3
<i>Item 8240 Subject B03, N01</i>	<i>N 2476</i>	<i>1167</i>	<i>1166</i>	<i>1414</i>	<i>265</i>	<i>465</i>	<i>546</i>	<i>933</i>	<i>534</i>	<i>1904</i>	<i>367</i>	<i>1216</i>	<i>576</i>	<i>231</i>	<i>318</i>	<i>35</i>
A11: What race are your close friends?																
1. All my race	15.1	16.7	14.4	19.0	15.4	12.6	23.4	13.7	11.1	14.6	19.5	16.8	14.3	12.5	11.8	25.2
2. Almost all my race	25.8	26.3	25.2	33.8	22.9	29.6	34.8	21.3	21.3	25.8	28.0	25.2	26.4	30.9	28.0	13.8
3. Mostly my race	23.9	25.1	22.3	27.9	20.2	22.1	20.9	27.0	23.1	25.0	18.5	24.6	22.1	23.5	25.0	24.0
4. About half my race	18.1	15.6	20.7	12.6	19.6	16.3	10.9	21.1	21.8	17.9	18.4	17.3	18.7	14.9	18.7	27.5
5. Mostly other race(s)	10.1	9.2	10.7	4.4	9.3	12.1	4.9	9.7	14.6	10.1	10.2	8.7	11.3	12.8	11.1	3.3
6. Almost all other race(s)	7.0	7.1	6.7	2.4	12.6	7.3	5.1	7.3	8.1	6.6	5.4	7.4	7.2	5.5	5.3	6.1
<i>Item 8250 Subject N03</i>	<i>N 2463</i>	<i>1160</i>	<i>1162</i>	<i>1410</i>	<i>264</i>	<i>457</i>	<i>546</i>	<i>931</i>	<i>529</i>	<i>1898</i>	<i>366</i>	<i>1212</i>	<i>574</i>	<i>228</i>	<i>320</i>	<i>35</i>
A12: What race are the people in your neighborhood?																
1. All my race	20.4	21.8	19.3	28.8	15.9	17.5	31.4	20.2	11.8	20.3	23.7	20.6	19.5	24.6	19.7	31.5
2. Almost all my race	24.8	26.8	23.8	33.5	12.1	26.0	32.8	19.8	24.5	25.7	23.6	25.4	24.8	24.3	26.6	20.9
3. Mostly my race	17.5	16.3	19.4	20.7	16.4	14.9	15.5	18.1	20.9	17.6	15.9	17.8	17.3	15.6	20.6	9.6
4. About half my race	14.3	13.4	14.5	10.4	17.5	15.8	7.0	17.3	15.1	14.1	14.3	13.5	14.5	10.7	15.1	14.3
5. Mostly other race(s)	13.7	11.9	14.7	4.8	19.8	14.8	7.4	14.8	17.3	13.5	13.1	13.7	13.4	12.0	10.8	18.2
6. Almost all other race(s)	9.3	9.8	8.3	1.7	18.3	11.0	5.9	9.8	10.3	8.9	9.6	8.9	10.5	12.8	7.1	5.4
<i>Item 8260 Subject N03</i>	<i>N 2463</i>	<i>1162</i>	<i>1160</i>	<i>1410</i>	<i>263</i>	<i>459</i>	<i>545</i>	<i>930</i>	<i>528</i>	<i>1900</i>	<i>364</i>	<i>1213</i>	<i>574</i>	<i>228</i>	<i>318</i>	<i>35</i>
A13: What race were the students in the elementary school where you spent the most time?																
1. All my race	16.9	19.8	14.0	20.8	13.5	17.4	28.6	13.2	10.8	18.1	15.1	19.4	13.7	18.1	13.3	20.2
2. Almost all my race	27.5	26.2	29.3	35.5	12.7	33.9	36.0	20.7	24.8	28.3	25.0	26.3	27.6	31.1	32.2	23.6
3. Mostly my race	18.3	17.8	18.4	22.5	13.0	14.8	12.5	21.2	22.1	17.7	19.3	18.4	18.3	14.0	21.5	7.9
4. About half my race	18.1	17.8	18.5	14.5	25.6	12.9	9.9	24.0	20.9	16.6	23.2	17.8	17.8	16.5	18.3	30.9
5. Mostly other race(s)	10.2	11.2	9.3	4.3	18.0	12.1	7.0	9.9	12.6	10.2	10.3	9.7	11.6	10.8	7.9	12.0
6. Almost all other race(s)	9.0	7.3	10.5	2.5	17.1	8.9	6.0	11.0	8.8	9.1	7.2	8.4	10.9	9.5	6.9	5.4
<i>Item 8270 Subject B03, N03</i>	<i>N 2458</i>	<i>1160</i>	<i>1157</i>	<i>1408</i>	<i>263</i>	<i>459</i>	<i>544</i>	<i>926</i>	<i>529</i>	<i>1894</i>	<i>365</i>	<i>1206</i>	<i>575</i>	<i>227</i>	<i>320</i>	<i>35</i>
A14: What race are the students in your present school (if you are in school)?																
1. All my race	5.7	6.8	5.1	6.8	7.6	4.7	7.8	5.8	4.2	6.0	5.9	6.2	4.2	7.2	6.0	9.6
2. Almost all my race	21.1	21.9	20.3	28.7	10.3	22.6	34.1	16.4	14.5	20.8	24.2	20.8	19.1	23.8	23.0	18.1
3. Mostly my race	22.9	23.9	21.7	29.6	15.3	19.7	27.5	19.1	27.8	23.7	20.0	25.0	21.6	16.8	22.8	27.1
4. About half my race	25.6	23.5	27.9	23.7	29.7	27.0	14.3	33.1	22.9	24.8	29.1	24.3	28.8	25.5	26.8	20.7
5. Mostly other race(s)	14.4	14.0	14.8	8.3	17.5	15.2	8.1	14.2	20.8	14.8	11.9	14.1	14.0	18.4	12.4	15.7
6. Almost all other race(s)	10.3	9.9	10.2	2.9	19.6	10.9	8.2	11.4	9.8	10.0	9.1	9.6	12.3	8.2	8.9	8.8
<i>Item 8280 Subject B03, N03</i>	<i>N 2456</i>	<i>1158</i>	<i>1158</i>	<i>1408</i>	<i>262</i>	<i>458</i>	<i>545</i>	<i>925</i>	<i>527</i>	<i>1895</i>	<i>365</i>	<i>1208</i>	<i>570</i>	<i>227</i>	<i>320</i>	<i>35</i>

DESCRIPTIVE RESULTS: 2010

141

QUESTIONNAIRE FORM 3 2010	TOTAL	SEX		RACE		REGION				COLLEGE PLANS?		ILLICIT DRUG USE: LIFETIME				
		M	F	White	Black	NE	NC	S	W	Yes	No	None	Mari- juana Only	Few Pills	More Pills	Any Her- oin
<i>N (Weighted No. of Cases):</i>	2519	1183	1173	1427	268	474	551	952	542	1922	371	1230	578	231	322	35
<i>% of Weighted Total:</i>	100.0	47.0	46.6	56.6	10.6	18.8	21.9	37.8	21.5	76.3	14.7	48.8	23.0	9.2	12.8	1.4
A15: What race are the people that you work with on your job (if you have a job)?																
1. All my race	23.4	25.1	22.4	32.9	9.0	25.9	37.5	18.7	12.1	24.2	25.3	25.7	20.0	28.6	19.3	21.3
2. Almost all my race	21.0	22.8	19.8	27.2	11.4	20.5	26.7	16.7	22.5	21.8	19.1	20.8	21.6	18.4	25.3	24.6
3. Mostly my race	16.4	17.1	15.8	19.7	9.9	16.3	14.4	17.6	16.7	16.4	15.7	16.7	16.3	13.2	18.7	19.9
4. About half my race	17.2	16.2	17.3	12.9	22.1	14.2	8.3	21.2	23.7	16.4	20.3	16.3	16.1	15.3	20.5	25.4
5. Mostly other race(s)	13.1	10.7	14.9	5.2	22.9	13.0	7.1	15.8	15.7	12.8	13.2	11.8	15.1	14.4	11.0	4.9
6. Almost all other race(s)	8.9	8.1	9.8	2.2	24.6	10.1	5.9	10.0	9.3	8.5	6.4	8.8	10.9	10.0	5.2	3.9
<i>Item 8290 Subject N03</i>	<i>N</i> 2005	953	926	1216	191	386	490	743	385	1550	303	955	479	201	265	31
A16: How often do you do things (like having a conversation, eating together, playing sports) with people of other races?																
1. Not at all	3.7	5.0	2.5	4.2	2.3	3.6	5.1	3.6	2.5	2.4	10.1	3.5	4.5	3.0	2.8	12.8
2. A little	17.6	19.2	16.0	22.2	15.1	17.9	25.4	14.5	14.8	16.9	22.9	17.1	14.4	19.4	22.9	18.3
3. Some	35.5	34.5	36.2	41.4	23.6	30.3	41.5	36.1	32.9	37.2	30.2	38.4	33.7	35.5	30.3	27.5
4. A lot	43.2	41.3	45.3	32.2	59.0	48.3	28.0	45.8	49.7	43.4	36.8	41.0	47.5	42.1	44.0	41.5
<i>Item 8300 Subject N03</i>	<i>N</i> 2466	1161	1163	1410	264	460	546	931	528	1900	366	1213	576	228	318	35
A17: Generally, how do you feel about the experiences you have had with people of other races?																
5. Very good	28.1	25.8	31.4	22.8	32.2	28.4	25.6	26.4	33.5	29.6	23.2	31.9	25.6	25.8	18.0	29.4
4. Mostly good	42.9	42.7	42.9	45.1	46.6	44.8	41.2	43.8	41.4	44.0	34.7	42.0	46.6	47.7	40.0	31.4
3. Mixed	25.4	26.0	24.1	27.3	19.3	21.7	29.1	26.4	23.0	24.1	32.1	23.0	25.2	24.2	35.5	18.1
2. Mostly bad	2.3	3.2	1.2	3.3	1.2	2.8	2.0	2.7	1.3	1.5	5.8	1.7	1.9	1.0	5.0	9.3
1. Very bad	1.3	2.3	0.5	1.6	0.8	2.2	2.1	0.7	0.9	0.7	4.2	1.3	0.7	1.2	1.6	11.8
<i>Item 8310 Subject N03</i>	<i>N</i> 2461	1157	1162	1409	264	459	546	926	530	1899	363	1212	571	227	320	35
A18: The next questions are about some of your own plans. Are you married or engaged?																
1. Married—SKIP TO Q.A20	0.3	0.5	-	0.1	-	0.7	0.4	0.1	-	0.1	0.5	0.1	0.3	-	0.2	-
2. Engaged	5.2	2.9	7.3	4.5	5.6	2.2	3.6	7.9	4.5	4.1	9.6	3.5	4.8	8.0	7.7	10.2
3. Neither	94.6	96.6	92.7	95.4	94.4	97.1	96.0	92.0	95.5	95.8	89.9	96.4	94.9	92.0	92.1	89.8
<i>Item 8320 Subject D01, R01</i>	<i>N</i> 2323	1092	1098	1348	242	439	513	879	492	1806	337	1129	540	224	308	33
A19: If it were just up to you, what would be the ideal time for you to get married?																
1. Within the next year or so	3.3	2.7	3.8	3.4	1.6	1.0	3.1	4.5	3.5	2.4	7.7	3.0	2.4	4.4	3.8	11.1
2. Two or three years from now	11.2	8.5	14.2	12.6	6.9	4.5	9.9	14.4	13.0	8.9	22.2	10.3	9.4	15.0	15.2	16.9
3. Four or five years from now	30.7	29.3	32.8	32.8	25.4	22.4	33.8	29.5	36.8	32.4	28.1	32.8	29.8	30.1	28.6	30.1
4. Over five years from now	49.4	53.2	44.8	48.0	56.2	66.4	47.3	47.3	40.1	52.0	33.2	48.6	55.3	44.4	45.1	31.1
5. I don't want to marry	5.4	6.4	4.5	3.1	10.0	5.8	5.9	4.3	6.6	4.3	8.9	5.4	3.1	6.2	7.3	10.8
<i>Item 8330 Subject D01</i>	<i>N†</i> 2344	1106	1106	1367	242	443	519	882	500	1828	337	1152	544	222	306	31
A20: Have you thought at all about whether you'd like to have children or how many you'd like to have?																
3. I've thought about it a lot	35.3	28.0	43.2	34.1	38.2	28.4	33.9	39.8	35.1	35.5	36.8	35.2	33.1	37.8	41.5	25.2
2. I've thought about it a little	57.4	61.3	53.4	59.8	55.8	62.5	58.5	55.0	55.9	58.2	53.3	57.1	62.3	51.6	52.8	58.7
1. I haven't thought about it at all	7.3	10.7	3.4	6.2	6.0	9.0	7.5	5.2	9.0	6.3	9.9	7.7	4.6	10.6	5.7	16.1
<i>Item 8340 Subject D02</i>	<i>N</i> 2427	1139	1152	1397	257	452	539	908	528	1873	361	1191	568	225	316	34
A21: All things considered, if you could have exactly the number of children you want, what number would you choose to have?																
1. None	3.3	3.2	3.4	3.2	3.1	4.8	3.7	3.0	2.3	3.5	3.2	3.2	2.2	3.4	4.9	13.9
2. One	6.6	6.3	6.9	6.6	12.2	6.7	5.8	6.5	7.2	6.1	9.5	6.5	6.0	7.4	6.8	4.0
3. Two	38.6	43.0	34.3	40.8	36.8	41.5	36.9	42.3	31.2	36.6	44.8	36.7	42.2	35.0	41.1	33.4
4. Three	24.9	23.9	26.0	24.1	23.7	24.1	26.0	24.5	25.1	26.2	20.9	24.1	26.7	27.9	22.6	29.3
5. Four	11.4	8.6	14.4	10.2	11.6	8.1	11.5	11.5	13.8	12.6	8.4	11.9	11.6	11.8	10.8	5.5
6. Five	3.2	2.8	3.8	3.3	4.7	1.4	4.0	2.9	4.5	3.3	3.3	3.4	2.2	3.8	4.4	4.3
7. Six or more	2.8	2.9	2.7	2.4	3.0	1.8	4.3	1.8	4.1	3.1	2.7	3.2	2.9	1.8	2.6	2.0
8. Don't know	9.2	9.2	8.6	9.3	4.9	11.6	7.7	7.4	11.9	8.7	7.2	10.9	6.1	8.9	6.7	7.6
<i>Item 8350 Subject D02</i>	<i>N</i> 2442	1152	1154	1397	262	458	545	913	526	1887	361	1208	567	225	318	34

†=excludes respondents for whom question was inappropriate.

QUESTIONNAIRE FORM 3 2010	TOTAL	SEX		RACE		REGION				COLLEGE PLANS?		ILLCIT DRUG USE: LIFETIME					
		M	F	White	Black	NE	NC	S	W	Yes	No	None	Mari- juana Only	Few Pills	More Pills	Any Her- oin	
<i>N (Weighted No. of Cases):</i>	2519	1183	1173	1427	268	474	551	952	542	1922	371	1230	578	231	322	35	
<i>% of Weighted Total:</i>	100.0	47.0	46.6	56.6	10.6	18.8	21.9	37.8	21.5	76.3	14.7	48.8	23.0	9.2	12.8	1.4	
A22: If the “population explosion” were NOT a problem, would you choose to have a larger number of children?																	
4. Yes, I'm sure I would want more	5.6	5.8	4.8	5.3	3.8	4.2	6.8	5.4	5.8	5.1	6.5	5.7	4.4	4.2	6.6	5.8	
3. I probably would want more	9.4	8.5	10.0	8.8	8.6	9.3	9.1	9.1	10.4	9.4	8.8	10.0	8.4	11.3	8.0	6.7	
2. I probably would not want more	28.1	25.9	30.5	28.7	26.8	28.2	29.7	26.5	29.3	29.1	24.4	29.4	28.6	24.4	25.4	20.0	
1. I'm sure I would not want more	35.0	36.1	34.3	36.0	34.6	35.2	31.1	38.1	33.3	34.6	41.3	32.9	34.2	40.1	41.2	51.5	
8. Don't know, no idea	21.9	23.6	20.5	21.2	26.2	23.2	23.4	20.9	21.2	21.7	19.0	22.0	24.4	20.0	18.8	15.9	
<i>Item 8360 Subject D02, E01</i>	<i>N</i>	<i>2477</i>	<i>1167</i>	<i>1169</i>	<i>1418</i>	<i>266</i>	<i>461</i>	<i>547</i>	<i>936</i>	<i>533</i>	<i>1908</i>	<i>368</i>	<i>1218</i>	<i>577</i>	<i>231</i>	<i>321</i>	<i>34</i>
A23: If it were just up to you, how soon after getting married would you want to have your first child?																	
1. I don't want to have children (or get married)	4.3	4.4	4.3	3.7	4.5	5.1	4.3	3.8	4.4	4.3	4.2	4.8	2.5	4.5	4.7	16.2	
2. I wouldn't wait at all	8.7	10.3	7.1	7.5	13.1	6.5	9.2	8.8	9.7	7.6	10.6	8.1	9.0	8.9	9.5	7.2	
3. I would wait one year	29.8	28.8	30.3	29.9	34.8	25.7	30.7	31.3	29.7	28.8	33.0	29.4	31.7	29.6	28.9	16.5	
4. I would wait two years	26.7	23.8	29.6	28.0	22.4	36.1	26.2	24.4	23.2	29.1	19.2	28.1	25.7	31.7	23.0	26.8	
5. I would wait three years	10.4	10.2	10.9	11.7	4.5	8.7	11.3	11.3	9.3	11.1	8.4	9.8	11.1	9.5	11.4	13.1	
6. I would wait four or five years	5.0	5.3	4.5	5.3	2.6	4.9	3.6	6.6	3.7	5.0	5.6	5.8	3.7	3.8	5.1	-	
7. I would wait more than five years	2.0	2.1	1.8	1.8	3.1	1.3	2.1	1.5	3.4	2.0	1.8	2.0	2.5	0.9	1.2	2.7	
8. Don't know, or already have a child	13.2	15.1	11.5	12.1	15.1	11.8	12.6	12.3	16.6	12.2	17.1	12.0	13.8	11.3	16.2	17.4	
<i>Item 8370 Subject D02</i>	<i>N</i>	<i>2450</i>	<i>1156</i>	<i>1154</i>	<i>1401</i>	<i>262</i>	<i>462</i>	<i>542</i>	<i>917</i>	<i>530</i>	<i>1893</i>	<i>359</i>	<i>1209</i>	<i>568</i>	<i>229</i>	<i>317</i>	<i>34</i>
A24: Now we'd like you to make some ratings of how good or bad a job you feel each of the following organizations is doing for the country as a whole. For each one, mark the circle that best describes how you feel.																	
How good or bad a job is being done for the country as a whole by . . .																	
A24A: Large corporations?																	
1. Very poor	5.7	6.5	5.5	6.3	5.0	7.1	4.5	5.6	6.2	6.0	5.3	5.2	5.0	7.2	7.3	16.4	
2. Poor	16.5	18.4	14.8	19.5	13.5	16.3	23.0	11.3	19.5	17.3	11.9	16.2	17.1	17.3	17.6	19.2	
3. Fair	30.0	30.1	30.8	30.5	30.7	29.2	31.0	30.2	29.1	30.1	33.6	31.8	30.9	27.7	26.8	18.0	
4. Good	18.7	20.9	16.1	17.7	19.5	17.3	16.6	21.1	17.8	18.5	18.6	20.1	16.1	16.9	18.1	13.3	
5. Very good	4.2	4.5	3.8	4.0	4.4	5.1	3.7	4.8	2.9	4.3	4.3	3.7	5.2	6.4	2.3	4.3	
8. No opinion	24.8	19.7	29.0	22.0	27.0	25.1	21.3	27.0	24.5	23.7	26.3	23.0	25.8	24.4	27.8	28.8	
<i>Item 8380 Subject K02</i>	<i>N</i>	<i>2463</i>	<i>1164</i>	<i>1162</i>	<i>1415</i>	<i>264</i>	<i>457</i>	<i>545</i>	<i>932</i>	<i>530</i>	<i>1904</i>	<i>367</i>	<i>1215</i>	<i>575</i>	<i>231</i>	<i>319</i>	<i>35</i>
A24B: Major labor unions?																	
1. Very poor	3.9	5.4	2.7	4.7	2.6	3.2	5.9	3.6	2.9	4.5	2.4	4.6	3.4	2.2	4.4	5.0	
2. Poor	12.0	12.5	11.8	12.8	10.9	9.6	13.9	10.8	14.2	11.8	14.3	13.1	9.7	14.0	10.4	19.9	
3. Fair	31.9	34.0	30.7	32.6	33.4	32.1	31.9	33.8	28.1	32.4	29.1	33.4	31.8	34.3	29.1	15.9	
4. Good	18.0	19.1	16.3	17.4	16.1	16.8	16.5	17.6	21.4	18.0	18.4	17.3	18.1	19.1	19.0	19.9	
5. Very good	4.2	5.0	3.5	3.4	6.4	6.2	3.5	4.1	3.4	3.7	7.3	3.2	5.2	2.8	6.1	6.7	
8. No opinion	30.0	24.1	35.0	29.2	30.5	32.0	28.3	29.9	30.1	29.6	28.5	28.3	31.8	27.6	31.0	32.6	
<i>Item 8390 Subject K02</i>	<i>N</i>	<i>2459</i>	<i>1161</i>	<i>1160</i>	<i>1412</i>	<i>263</i>	<i>457</i>	<i>542</i>	<i>929</i>	<i>530</i>	<i>1902</i>	<i>364</i>	<i>1214</i>	<i>574</i>	<i>231</i>	<i>316</i>	<i>35</i>
A24C: The nation's colleges and universities?																	
1. Very poor	1.9	2.9	1.1	1.7	2.6	2.0	1.7	0.9	3.7	1.5	4.2	1.7	1.8	2.0	3.2	-	
2. Poor	5.5	6.3	4.9	5.1	7.2	5.2	6.1	4.3	7.4	5.3	6.7	5.7	6.1	4.3	5.4	8.5	
3. Fair	22.3	22.5	22.5	21.1	19.2	20.3	21.4	22.4	24.7	21.5	26.9	21.7	22.0	22.1	24.0	35.6	
4. Good	36.5	36.1	37.7	41.2	25.1	39.7	36.9	35.4	35.2	38.5	28.2	36.3	37.7	40.5	34.3	22.7	
5. Very good	22.0	20.9	22.4	21.3	31.4	23.1	21.6	23.9	18.3	23.1	16.1	24.2	20.9	19.2	19.5	14.4	
8. No opinion	11.8	11.2	11.5	9.6	14.4	9.8	12.3	13.1	10.7	10.0	18.0	10.3	11.4	11.9	13.6	18.8	
<i>Item 8400 Subject B10, K02</i>	<i>N</i>	<i>2458</i>	<i>1160</i>	<i>1160</i>	<i>1410</i>	<i>263</i>	<i>458</i>	<i>544</i>	<i>927</i>	<i>529</i>	<i>1901</i>	<i>364</i>	<i>1212</i>	<i>573</i>	<i>231</i>	<i>317</i>	<i>35</i>
A24D: The nation's public schools?																	
1. Very poor	6.7	7.5	5.7	6.5	6.6	5.0	7.4	4.9	10.6	6.6	6.1	6.7	5.4	6.7	9.4	4.1	
2. Poor	18.1	19.8	17.4	18.3	22.0	15.6	19.1	17.4	20.5	18.8	18.6	17.9	19.6	21.6	17.8	13.1	
3. Fair	30.8	29.0	32.3	32.0	23.8	31.9	30.4	31.0	30.0	31.3	30.4	30.8	29.5	34.0	31.3	20.1	
4. Good	25.2	24.8	26.4	26.7	24.4	27.5	24.6	25.5	23.2	25.7	22.2	26.3	25.2	26.4	21.1	32.3	
5. Very good	8.3	7.9	7.8	7.4	9.4	10.3	6.6	9.1	6.7	8.3	6.5	8.6	8.1	5.4	7.3	15.0	
8. No opinion	10.9	10.9	10.4	9.0	13.7	9.7	11.9	12.1	9.0	9.3	16.3	9.8	12.2	5.9	13.0	15.4	
<i>Item 8410 Subject B10, K02</i>	<i>N</i>	<i>2456</i>	<i>1161</i>	<i>1157</i>	<i>1410</i>	<i>260</i>	<i>455</i>	<i>545</i>	<i>926</i>	<i>530</i>	<i>1898</i>	<i>365</i>	<i>1213</i>	<i>567</i>	<i>231</i>	<i>320</i>	<i>35</i>

DESCRIPTIVE RESULTS: 2010

143

QUESTIONNAIRE FORM 3 2010	TOTAL	SEX		RACE		REGION				COLLEGE PLANS?		ILLICIT DRUG USE: LIFETIME					
		M	F	White	Black	NE	NC	S	W	Yes	No	None	Mari- juana Only	Few Pills	More Pills	Any Her- oin	
<i>N (Weighted No. of Cases):</i>	2519	1183	1173	1427	268	474	551	952	542	1922	371	1230	578	231	322	35	
<i>% of Weighted Total:</i>	100.0	47.0	46.6	56.6	10.6	18.8	21.9	37.8	21.5	76.3	14.7	48.8	23.0	9.2	12.8	1.4	
A24E: Churches and religious organizations?																	
1. Very poor	4.7	6.3	2.5	5.9	0.6	5.4	5.3	4.0	4.7	4.5	3.5	4.1	4.4	7.4	4.9	8.1	
2. Poor	8.3	10.2	6.9	9.6	6.1	10.6	10.3	6.1	8.4	8.9	7.4	8.4	7.4	10.0	9.8	6.4	
3. Fair	24.4	24.2	25.0	24.6	21.6	25.0	25.0	23.3	25.1	24.1	27.3	24.4	24.3	26.8	24.5	25.8	
4. Good	24.9	23.3	27.0	24.6	29.9	22.2	23.5	28.0	23.3	25.9	21.4	27.9	21.7	21.9	22.2	21.5	
5. Very good	15.1	14.9	15.2	15.0	20.4	9.9	15.4	18.9	12.9	16.0	11.7	17.1	16.2	10.6	8.4	13.3	
8. No opinion	22.6	21.1	23.4	20.3	21.3	27.0	20.6	19.8	25.6	20.7	28.7	18.2	26.0	23.4	30.1	24.9	
<i>Item 8420 Subject G, K02</i>	<i>N</i>	<i>2461</i>	<i>1164</i>	<i>1159</i>	<i>1415</i>	<i>260</i>	<i>457</i>	<i>545</i>	<i>928</i>	<i>530</i>	<i>1901</i>	<i>367</i>	<i>1217</i>	<i>570</i>	<i>231</i>	<i>318</i>	<i>34</i>
A24F: The national news media (TV, magazines, news services)?																	
1. Very poor	11.4	15.0	8.5	13.3	7.9	11.6	11.4	10.3	13.3	12.1	10.5	12.1	10.2	12.9	12.7	7.7	
2. Poor	14.8	16.4	13.5	17.8	10.2	16.5	15.4	13.4	15.3	16.6	8.6	16.7	12.4	17.1	12.0	15.4	
3. Fair	26.0	24.4	28.0	26.7	22.8	25.5	27.9	25.8	25.1	27.2	22.7	25.2	30.6	21.9	26.2	16.4	
4. Good	21.2	21.1	21.5	20.8	23.8	20.6	21.6	20.7	22.4	20.6	25.1	21.4	21.1	21.2	21.1	13.5	
5. Very good	11.4	11.4	11.3	8.4	18.5	10.4	9.0	14.2	9.8	10.4	13.4	10.7	12.5	11.0	9.8	22.0	
8. No opinion	15.0	11.7	17.2	13.1	16.6	15.3	14.8	15.6	14.1	13.1	19.7	13.9	13.2	15.9	18.1	25.2	
<i>Item 8430 Subject K02</i>	<i>N</i>	<i>2461</i>	<i>1163</i>	<i>1162</i>	<i>1414</i>	<i>263</i>	<i>457</i>	<i>545</i>	<i>929</i>	<i>530</i>	<i>1905</i>	<i>365</i>	<i>1217</i>	<i>573</i>	<i>231</i>	<i>319</i>	<i>34</i>
A24G: The President and his administration?																	
1. Very poor	14.9	17.4	12.6	20.1	2.9	10.7	15.0	17.8	13.5	14.0	21.0	16.1	12.4	12.4	18.5	24.4	
2. Poor	14.2	15.0	13.7	17.7	5.4	11.7	15.5	15.0	13.5	15.0	11.0	14.5	12.0	16.9	17.2	11.9	
3. Fair	27.3	26.6	27.6	26.1	27.2	29.6	26.2	24.2	31.9	28.0	25.0	26.7	29.7	29.2	25.7	17.1	
4. Good	19.9	18.9	21.3	17.9	25.4	24.8	20.3	16.5	21.4	20.9	15.2	19.7	22.3	20.2	15.8	13.6	
5. Very good	7.7	8.2	6.5	4.5	21.1	7.7	7.4	10.1	3.8	7.2	8.1	7.6	7.9	9.5	3.9	4.2	
8. No opinion	16.0	13.9	18.3	13.8	17.9	15.5	15.6	16.4	16.0	14.8	19.6	15.4	15.8	11.7	19.0	28.8	
<i>Item 8440 Subject H04, K02</i>	<i>N</i>	<i>2465</i>	<i>1163</i>	<i>1164</i>	<i>1418</i>	<i>265</i>	<i>459</i>	<i>543</i>	<i>932</i>	<i>531</i>	<i>1903</i>	<i>369</i>	<i>1219</i>	<i>574</i>	<i>229</i>	<i>319</i>	<i>35</i>
A24H: Congress—that is, the U.S. Senate and House of Representatives?																	
1. Very poor	12.4	16.3	8.7	16.0	4.4	10.2	13.4	12.8	12.5	12.1	15.5	11.9	10.7	13.8	18.1	15.7	
2. Poor	16.9	19.1	15.1	20.0	10.1	15.2	20.3	16.5	15.8	17.3	17.7	19.0	13.2	18.1	16.7	21.0	
3. Fair	28.7	27.9	29.6	27.8	29.6	28.4	26.5	27.8	32.7	29.7	26.0	27.9	32.7	24.9	29.8	20.1	
4. Good	13.4	12.4	14.5	11.8	18.2	14.9	12.4	14.1	12.1	13.7	10.8	14.9	12.0	14.9	8.1	12.5	
5. Very good	3.5	4.5	2.2	2.5	8.6	3.7	3.7	4.6	1.3	3.0	4.9	2.9	4.1	4.4	1.3	-	
8. No opinion	25.0	19.8	29.9	21.9	29.2	27.6	23.8	24.2	25.5	24.1	25.1	23.5	27.3	23.8	26.1	30.6	
<i>Item 8450 Subject H04, K02</i>	<i>N</i>	<i>2464</i>	<i>1164</i>	<i>1163</i>	<i>1416</i>	<i>264</i>	<i>459</i>	<i>545</i>	<i>930</i>	<i>529</i>	<i>1905</i>	<i>366</i>	<i>1217</i>	<i>574</i>	<i>231</i>	<i>319</i>	<i>34</i>
A24I: The U.S. Supreme Court?																	
1. Very poor	5.9	7.7	3.7	6.7	3.2	5.1	4.3	6.9	6.6	5.0	10.9	4.5	6.8	7.4	8.8	8.5	
2. Poor	9.8	11.5	8.6	11.3	5.3	8.4	12.5	8.7	9.9	9.9	11.0	9.7	7.7	15.7	10.2	20.2	
3. Fair	30.9	30.8	30.6	31.1	32.2	29.5	32.8	30.3	31.2	31.6	29.3	32.5	31.6	25.0	29.2	25.4	
4. Good	18.8	19.2	18.4	18.7	19.3	19.4	17.5	18.4	20.5	19.6	12.6	19.8	19.0	16.6	18.0	8.7	
5. Very good	5.2	6.3	4.1	4.5	9.4	5.7	5.5	5.7	3.5	4.9	5.7	4.8	5.1	5.6	3.0	3.0	
8. No opinion	29.4	24.5	34.5	27.6	30.6	31.8	27.4	30.0	28.2	29.0	30.6	28.6	29.8	29.7	30.8	34.2	
<i>Item 8460 Subject H04, K02</i>	<i>N</i>	<i>2457</i>	<i>1161</i>	<i>1159</i>	<i>1413</i>	<i>262</i>	<i>459</i>	<i>540</i>	<i>929</i>	<i>529</i>	<i>1898</i>	<i>366</i>	<i>1212</i>	<i>573</i>	<i>231</i>	<i>318</i>	<i>34</i>
A24J: All the courts and the justice system in general?																	
1. Very poor	6.6	8.6	4.5	7.2	4.7	4.7	7.0	6.9	7.6	6.1	10.2	4.5	8.6	8.8	9.4	12.7	
2. Poor	12.0	14.0	10.4	14.2	7.5	11.7	13.9	11.3	11.6	11.5	14.8	12.0	8.4	15.7	17.2	13.3	
3. Fair	32.9	31.3	34.1	33.1	37.6	34.1	30.7	31.8	36.0	33.6	32.8	35.5	34.0	24.5	30.7	28.2	
4. Good	18.2	19.8	16.8	18.8	13.6	17.5	18.9	18.2	18.0	19.6	10.1	19.5	17.9	17.1	14.3	12.2	
5. Very good	4.2	5.1	2.9	3.4	5.7	5.3	4.3	4.8	1.7	3.9	4.2	3.1	4.5	7.0	2.9	3.0	
8. No opinion	26.0	21.1	31.3	23.3	30.9	26.6	25.2	26.9	25.0	25.2	27.9	25.4	26.7	26.8	25.6	30.6	
<i>Item 8470 Subject H04, K02</i>	<i>N</i>	<i>2461</i>	<i>1163</i>	<i>1161</i>	<i>1416</i>	<i>261</i>	<i>459</i>	<i>544</i>	<i>928</i>	<i>531</i>	<i>1903</i>	<i>366</i>	<i>1216</i>	<i>574</i>	<i>231</i>	<i>318</i>	<i>34</i>
A24K: The police and other law enforcement agencies?																	
1. Very poor	7.5	9.5	5.6	6.7	11.9	4.1	9.7	8.7	6.0	6.3	15.9	5.6	7.4	12.0	11.4	15.6	
2. Poor	13.1	12.5	13.6	12.2	16.7	13.4	13.0	13.4	12.5	13.3	10.1	12.5	13.2	13.9	14.8	16.3	
3. Fair	29.3	28.9	29.9	30.5	26.8	29.5	27.4	27.9	33.7	29.2	30.3	27.7	30.7	30.3	34.7	22.5	
4. Good	27.2	28.0	27.2	30.4	16.2	29.6	27.4	24.8	29.3	29.0	18.8	31.4	26.8	24.3	20.0	7.9	
5. Very good	7.6	9.0	5.7	7.5	6.9	8.7	8.1	8.6	4.4	7.8	6.4	8.2	7.1	5.8	4.5	7.2	
8. No opinion	15.2	12.1	18.1	12.6	21.4	14.7	14.5	16.6	14.1	14.3	18.5	14.6	14.8	13.7	14.6	30.6	
<i>Item 8480 Subject K02</i>	<i>N</i>	<i>2465</i>	<i>1164</i>	<i>1163</i>	<i>1418</i>	<i>264</i>	<i>459</i>	<i>545</i>	<i>931</i>	<i>530</i>	<i>1904</i>	<i>368</i>	<i>1218</i>	<i>574</i>	<i>231</i>	<i>319</i>	<i>34</i>

QUESTIONNAIRE FORM 3 2010	TOTAL	SEX		RACE		REGION				COLLEGE PLANS?		ILLICIT DRUG USE: LIFETIME				
		M	F	White	Black	NE	NC	S	W	Yes	No	None	Mari- juana Only	Few Pills	More Pills	Any Her- oin
<i>N (Weighted No. of Cases):</i>	2519	1183	1173	1427	268	474	551	952	542	1922	371	1230	578	231	322	35
<i>% of Weighted Total:</i>	100.0	47.0	46.6	56.6	10.6	18.8	21.9	37.8	21.5	76.3	14.7	48.8	23.0	9.2	12.8	1.4
A24L: The U.S. military?																
1. Very poor	3.9	4.9	3.0	2.9	7.8	3.8	3.0	4.4	3.9	3.2	8.7	2.8	3.5	10.0	4.1	10.4
2. Poor	4.3	4.3	4.0	3.8	2.0	4.8	3.0	3.3	6.8	4.3	3.5	5.1	2.4	3.6	4.7	2.4
3. Fair	16.8	16.5	16.6	15.9	18.0	17.6	16.0	15.6	18.9	16.8	16.0	16.8	17.7	13.4	16.0	18.2
4. Good	26.5	26.1	28.1	29.4	19.9	27.2	29.8	24.0	27.1	27.8	21.3	26.8	29.3	26.1	24.0	15.5
5. Very good	31.9	36.1	26.9	35.0	30.7	29.5	31.6	37.4	24.4	32.2	31.4	32.0	31.8	33.4	32.0	26.4
8. No opinion	16.7	12.0	21.3	13.0	21.6	17.2	16.5	15.3	18.9	15.7	19.0	16.3	15.2	13.5	19.1	27.1
<i>Item 8490 Subject K02, L04</i>	<i>N</i> 2461	1164	1161	1417	264	459	543	931	529	1901	368	1217	573	230	319	34
A25: All things considered, do you think the armed services presently have too much or too little influence on the way this country is run?																
1. Far too little	3.2	4.2	2.0	3.9	2.6	4.0	2.4	3.5	3.0	3.2	4.1	3.3	2.0	4.0	4.0	14.6
2. Too little	12.6	14.3	10.5	13.2	15.9	11.2	11.8	14.5	11.5	12.1	14.8	12.5	13.2	11.7	11.7	12.6
3. About right	60.6	59.0	62.6	60.9	54.4	59.1	64.1	61.0	57.7	60.0	61.1	61.8	61.5	61.4	56.0	40.5
4. Too much	19.4	17.9	21.3	17.8	23.8	22.4	18.6	17.4	21.4	20.7	14.9	18.5	21.1	16.7	22.5	24.0
5. Far too much	4.1	4.7	3.6	4.2	3.2	3.3	3.1	3.7	6.5	4.0	5.0	4.0	2.3	6.2	5.9	8.3
<i>Item 8500 Subject K03, L04</i>	<i>N</i> 2432	1154	1139	1399	258	446	541	921	523	1883	359	1199	567	229	312	35
A26: Do you think the U.S. spends too much or too little on the armed services?																
1. Far too little	4.2	5.9	2.0	5.0	4.8	5.6	3.1	4.4	3.8	3.4	9.2	4.5	3.2	3.5	4.5	19.6
2. Too little	14.3	15.5	13.5	17.2	12.0	12.9	13.0	19.2	8.3	14.0	15.1	14.9	13.0	17.5	12.3	14.6
3. About right	42.2	40.7	43.1	43.3	44.6	38.8	44.0	44.6	39.0	42.0	43.8	42.8	44.4	39.3	38.6	31.8
4. Too much	27.6	26.4	29.8	25.9	25.6	32.1	29.5	22.1	31.4	29.4	19.2	27.0	28.5	26.8	30.4	24.4
5. Far too much	11.7	11.4	11.6	8.5	12.9	10.7	10.4	9.7	17.5	11.3	12.7	10.9	11.0	12.8	14.2	9.6
<i>Item 8510 Subject K03, L04</i>	<i>N</i> 2424	1152	1135	1390	259	446	538	917	524	1877	358	1195	570	229	311	35
A27: Individuals differ in whether or not they disapprove of people doing certain things. Do YOU disapprove of people (who are 18 or older) doing each of the following?																
A27A: Smoking one or more packs of cigarettes per day																
1. Don't disapprove	19.0	22.6	14.9	21.2	16.0	18.2	23.9	18.1	16.5	16.8	30.1	11.3	21.3	26.0	36.2	51.3
2. Disapprove	31.0	31.5	30.8	32.1	23.9	34.4	27.3	32.4	29.4	30.8	30.9	26.9	34.4	38.3	34.4	41.9
3. Strongly disapprove	50.0	45.9	54.3	46.7	60.1	47.4	48.9	49.5	54.2	52.4	39.0	61.7	44.3	35.8	29.3	6.8
<i>Item 8560 Subject A11a</i>	<i>N</i> 2467	1165	1165	1416	264	460	543	931	533	1906	367	1217	577	231	319	35
A27B: Trying marijuana (pot, weed) once or twice																
1. Don't disapprove	48.4	52.8	43.8	51.6	45.3	59.8	48.5	43.4	47.4	47.1	56.1	21.6	74.1	72.0	82.4	100.0
2. Disapprove	22.1	19.8	24.8	20.8	22.3	20.3	20.8	22.6	23.9	22.6	18.9	29.8	16.2	18.9	8.1	-
3. Strongly disapprove	29.5	27.4	31.4	27.7	32.4	20.0	30.7	34.0	28.7	30.3	25.0	48.6	9.7	9.2	9.5	-
<i>Item 8570 Subject A11a</i>	<i>N</i> 2464	1165	1164	1415	265	458	542	931	533	1905	368	1217	576	231	319	35
A27C: Smoking marijuana occasionally																
1. Don't disapprove	38.0	43.7	32.1	38.4	38.8	48.8	37.3	33.9	36.5	35.8	48.3	13.8	57.1	61.4	72.9	92.1
2. Disapprove	22.8	20.9	24.9	23.0	22.4	22.6	21.3	23.3	23.7	23.3	20.8	24.8	26.3	20.2	13.4	7.9
3. Strongly disapprove	39.2	35.4	43.0	38.5	38.8	28.6	41.4	42.9	39.7	40.9	31.0	61.5	16.6	18.4	13.7	-
<i>Item 8580 Subject A11a</i>	<i>N</i> 2466	1163	1167	1414	265	460	544	929	533	1907	366	1217	577	231	319	35
A27D: Smoking marijuana regularly																
1. Don't disapprove	22.3	28.3	15.6	21.7	25.8	22.3	23.7	22.2	20.8	19.1	34.7	8.1	28.5	33.6	47.7	77.8
2. Disapprove	23.1	24.7	21.3	22.3	25.0	31.6	20.3	21.6	21.5	23.4	21.9	16.7	32.2	32.9	25.5	13.2
3. Strongly disapprove	54.6	46.9	63.0	55.9	49.2	46.1	56.0	56.2	57.7	57.5	43.4	75.2	39.2	33.5	26.8	9.0
<i>Item 8590 Subject A11a</i>	<i>N</i> 2465	1164	1165	1415	265	460	542	932	531	1905	368	1216	576	231	319	35
A27E: Trying LSD once or twice																
1. Don't disapprove	13.5	17.2	9.4	14.9	6.8	19.2	13.6	11.7	11.8	13.2	14.4	6.6	10.5	16.4	38.2	61.5
2. Disapprove	19.3	21.6	17.7	21.0	13.3	21.8	20.5	16.2	21.3	18.7	21.3	14.6	23.7	32.9	21.7	16.6
3. Strongly disapprove	67.2	61.2	72.9	64.1	80.0	59.0	66.0	72.2	66.8	68.1	64.3	78.8	65.9	50.6	40.1	21.9
<i>Item 8600 Subject A11a</i>	<i>N</i> 2460	1163	1159	1415	260	460	541	928	530	1902	364	1216	573	230	319	35

DESCRIPTIVE RESULTS: 2010

145

QUESTIONNAIRE FORM 3 2010	TOTAL	SEX		RACE		REGION				COLLEGE PLANS?		ILLICIT DRUG USE: LIFETIME					
		M	F	White	Black	NE	NC	S	W	Yes	No	None	Mari- juana Only	Few Pills	More Pills	Any Her- oin	
<i>N (Weighted No. of Cases):</i>	2519	1183	1173	1427	268	474	551	952	542	1922	371	1230	578	231	322	35	
<i>% of Weighted Total:</i>	100.0	47.0	46.6	56.6	10.6	18.8	21.9	37.8	21.5	76.3	14.7	48.8	23.0	9.2	12.8	1.4	
A27F: Taking LSD regularly																	
1. Don't disapprove	5.7	7.8	3.4	5.4	6.0	6.0	7.8	5.6	3.5	5.7	6.2	4.4	3.9	5.1	11.5	26.7	
2. Disapprove	14.7	16.9	12.6	13.7	13.2	15.2	13.8	14.8	15.2	13.0	21.1	10.2	14.5	20.3	25.3	35.0	
3. Strongly disapprove	79.6	75.3	84.0	80.9	80.8	78.8	78.4	79.6	81.3	81.3	72.6	85.5	81.7	74.7	63.2	38.3	
<i>Item 8610 Subject A11a</i>	<i>N</i>	<i>2458</i>	<i>1166</i>	<i>1158</i>	<i>1419</i>	<i>258</i>	<i>461</i>	<i>544</i>	<i>915</i>	<i>538</i>	<i>1906</i>	<i>362</i>	<i>1227</i>	<i>576</i>	<i>229</i>	<i>320</i>	<i>35</i>
A27G: Trying heroin once or twice																	
1. Don't disapprove	6.1	7.1	4.6	5.7	7.8	6.3	6.9	5.8	5.7	5.9	7.9	4.8	4.4	6.3	9.1	42.1	
2. Disapprove	14.2	16.4	11.6	12.9	11.6	13.6	13.9	13.9	15.5	13.7	14.4	12.9	14.1	11.2	19.6	22.6	
3. Strongly disapprove	79.7	76.5	83.8	81.4	80.6	80.0	79.2	80.3	78.8	80.4	77.7	82.3	81.5	82.5	71.3	35.3	
<i>Item 8620 Subject A11a</i>	<i>N</i>	<i>2464</i>	<i>1168</i>	<i>1162</i>	<i>1418</i>	<i>264</i>	<i>461</i>	<i>544</i>	<i>921</i>	<i>538</i>	<i>1909</i>	<i>365</i>	<i>1228</i>	<i>578</i>	<i>228</i>	<i>320</i>	<i>35</i>
A27H: Taking heroin occasionally																	
1. Don't disapprove	3.8	5.2	2.2	3.2	5.8	3.5	4.2	4.2	3.1	3.9	4.9	3.6	2.5	2.4	5.1	29.5	
2. Disapprove	11.3	12.4	9.6	10.3	10.2	11.4	11.9	12.0	9.2	10.4	12.4	9.4	10.8	10.7	16.2	28.6	
3. Strongly disapprove	84.9	82.3	88.2	86.5	84.0	85.0	83.9	83.8	87.7	85.8	82.8	87.0	86.7	86.9	78.7	42.0	
<i>Item 8630 Subject A11a</i>	<i>N</i>	<i>2464</i>	<i>1167</i>	<i>1164</i>	<i>1418</i>	<i>263</i>	<i>460</i>	<i>544</i>	<i>921</i>	<i>539</i>	<i>1909</i>	<i>365</i>	<i>1228</i>	<i>578</i>	<i>229</i>	<i>320</i>	<i>35</i>
A27I: Taking heroin regularly																	
1. Don't disapprove	3.6	4.7	2.2	2.6	5.4	3.5	3.8	3.9	3.1	3.5	4.8	3.7	2.3	3.0	3.6	22.6	
2. Disapprove	8.6	10.7	5.9	7.3	10.0	7.8	9.8	8.9	7.8	7.9	10.2	7.5	7.6	7.2	11.7	20.4	
3. Strongly disapprove	87.8	84.6	91.9	90.2	84.6	88.7	86.5	87.2	89.1	88.7	84.9	88.7	90.1	89.8	84.7	57.1	
<i>Item 8640 Subject A11a</i>	<i>N</i>	<i>2447</i>	<i>1162</i>	<i>1154</i>	<i>1407</i>	<i>258</i>	<i>460</i>	<i>538</i>	<i>910</i>	<i>539</i>	<i>1896</i>	<i>362</i>	<i>1217</i>	<i>578</i>	<i>226</i>	<i>318</i>	<i>35</i>
A27J: Taking a sedative/barbiturate (downer) once or twice																	
1. Don't disapprove	12.4	14.0	10.9	13.7	10.4	12.8	15.1	12.0	9.9	12.4	12.7	7.0	7.3	13.5	36.8	53.2	
2. Disapprove	23.0	24.1	21.2	23.1	18.6	24.2	22.0	20.3	27.4	22.8	23.8	19.1	22.3	33.8	30.9	37.9	
3. Strongly disapprove	64.7	61.9	67.9	63.1	71.0	63.0	62.8	67.7	62.7	64.8	63.5	73.9	70.3	52.7	32.4	8.9	
<i>Item 8655 Subject A11a</i>	<i>N</i>	<i>2456</i>	<i>1165</i>	<i>1157</i>	<i>1418</i>	<i>258</i>	<i>459</i>	<i>543</i>	<i>917</i>	<i>537</i>	<i>1906</i>	<i>360</i>	<i>1226</i>	<i>577</i>	<i>229</i>	<i>319</i>	<i>35</i>
A27K: Taking sedatives/barbiturates regularly																	
1. Don't disapprove	5.3	6.9	3.4	4.5	7.3	4.7	7.7	5.2	3.6	5.3	7.0	4.2	3.1	4.4	11.0	32.2	
2. Disapprove	15.9	17.6	14.2	16.0	12.4	17.0	14.8	15.0	17.4	15.3	16.3	11.8	15.1	17.1	28.9	34.9	
3. Strongly disapprove	78.8	75.5	82.4	79.5	80.3	78.4	77.5	79.8	78.9	79.4	76.7	84.0	81.8	78.5	60.1	32.9	
<i>Item 8665 Subject A11a</i>	<i>N</i>	<i>2450</i>	<i>1163</i>	<i>1156</i>	<i>1416</i>	<i>257</i>	<i>457</i>	<i>540</i>	<i>918</i>	<i>535</i>	<i>1901</i>	<i>360</i>	<i>1225</i>	<i>572</i>	<i>228</i>	<i>318</i>	<i>35</i>
A27L: Trying an amphetamine (upper, pep pill, bennie, speed) once or twice																	
1. Don't disapprove	11.9	13.0	10.0	11.7	12.1	11.3	12.2	12.6	10.9	11.8	13.8	5.7	8.3	17.5	33.5	53.7	
2. Disapprove	20.5	20.8	20.2	20.6	20.3	20.5	21.9	20.1	19.9	20.3	21.1	16.9	19.7	28.4	29.5	34.2	
3. Strongly disapprove	67.6	66.2	69.7	67.7	67.6	68.1	66.0	67.4	69.1	67.9	65.1	77.4	72.0	54.2	36.9	12.0	
<i>Item 8670 Subject A11a</i>	<i>N</i>	<i>2455</i>	<i>1163</i>	<i>1159</i>	<i>1415</i>	<i>260</i>	<i>458</i>	<i>544</i>	<i>916</i>	<i>537</i>	<i>1905</i>	<i>360</i>	<i>1224</i>	<i>576</i>	<i>229</i>	<i>319</i>	<i>35</i>
A27M: Taking amphetamines regularly																	
1. Don't disapprove	5.1	6.8	3.3	4.3	7.5	4.0	7.0	5.5	3.6	5.2	5.9	3.9	3.0	4.4	11.1	29.2	
2. Disapprove	14.3	15.8	12.4	13.0	13.1	14.5	14.2	14.3	14.1	13.3	16.9	9.6	14.6	15.9	27.6	33.0	
3. Strongly disapprove	80.6	77.5	84.3	82.7	79.4	81.5	78.8	80.2	82.3	81.5	77.2	86.5	82.3	79.7	61.2	37.8	
<i>Item 8680 Subject A11a</i>	<i>N</i>	<i>2451</i>	<i>1159</i>	<i>1159</i>	<i>1413</i>	<i>259</i>	<i>459</i>	<i>541</i>	<i>915</i>	<i>537</i>	<i>1903</i>	<i>359</i>	<i>1222</i>	<i>574</i>	<i>229</i>	<i>319</i>	<i>35</i>
A27N: Trying cocaine once or twice																	
1. Don't disapprove	9.5	11.4	7.5	10.5	7.0	9.5	10.9	8.2	10.5	9.0	12.4	4.9	5.3	12.3	25.7	68.5	
2. Disapprove	15.0	15.7	13.8	13.6	12.4	15.6	14.8	14.2	16.0	14.2	17.5	12.0	15.1	17.7	24.1	9.4	
3. Strongly disapprove	75.5	72.9	78.7	75.8	80.6	74.9	74.3	77.6	73.5	76.8	70.1	83.1	79.6	70.0	50.2	22.1	
<i>Item 8690 Subject A11a</i>	<i>N</i>	<i>2459</i>	<i>1163</i>	<i>1163</i>	<i>1416</i>	<i>262</i>	<i>460</i>	<i>543</i>	<i>919</i>	<i>537</i>	<i>1906</i>	<i>365</i>	<i>1225</i>	<i>577</i>	<i>229</i>	<i>320</i>	<i>35</i>
A27O: Taking cocaine regularly																	
1. Don't disapprove	4.0	5.4	2.4	3.2	5.6	3.9	5.6	4.0	2.5	4.1	4.7	3.4	2.1	3.0	7.8	26.7	
2. Disapprove	10.2	11.3	9.1	9.1	10.8	9.9	10.6	9.8	10.9	8.9	15.2	7.1	9.4	10.2	19.6	29.0	
3. Strongly disapprove	85.8	83.4	88.5	87.7	83.7	86.2	83.8	86.2	86.6	87.0	80.2	89.5	88.5	86.8	72.6	44.3	
<i>Item 8700 Subject A11a</i>	<i>N</i>	<i>2449</i>	<i>1160</i>	<i>1156</i>	<i>1415</i>	<i>256</i>	<i>458</i>	<i>542</i>	<i>914</i>	<i>535</i>	<i>1901</i>	<i>363</i>	<i>1221</i>	<i>575</i>	<i>229</i>	<i>318</i>	<i>35</i>

QUESTIONNAIRE FORM 3 2010	TOTAL	SEX		RACE		REGION				COLLEGE PLANS?		ILLICIT DRUG USE: LIFETIME				
		M	F	White	Black	NE	NC	S	W	Yes	No	None	Mari- juana Only	Few Pills	More Pills	Any Her- oin
<i>N (Weighted No. of Cases):</i>	2519	1183	1173	1427	268	474	551	952	542	1922	371	1230	578	231	322	35
<i>% of Weighted Total:</i>	100.0	47.0	46.6	56.6	10.6	18.8	21.9	37.8	21.5	76.3	14.7	48.8	23.0	9.2	12.8	1.4
A27P: Trying one or two drinks of an alcoholic beverage (beer, wine, liquor)																
1. Don't disapprove	69.3	71.2	68.4	75.2	61.3	77.0	72.4	64.8	67.3	70.6	68.5	55.4	83.2	87.0	87.6	100.0
2. Disapprove	16.1	14.8	17.5	14.1	17.8	14.7	14.3	17.2	17.0	15.7	17.7	23.0	9.4	8.2	7.7	-
3. Strongly disapprove	14.6	13.9	14.1	10.7	20.8	8.2	13.3	18.0	15.6	13.7	13.7	21.6	7.3	4.8	4.7	-
<i>Item 8710 Subject A11a</i>	<i>N 2460</i>	<i>1165</i>	<i>1163</i>	<i>1418</i>	<i>263</i>	<i>460</i>	<i>543</i>	<i>921</i>	<i>537</i>	<i>1908</i>	<i>363</i>	<i>1227</i>	<i>577</i>	<i>229</i>	<i>320</i>	<i>35</i>
A27Q: Taking one or two drinks nearly every day																
1. Don't disapprove	28.5	34.4	21.8	31.2	23.6	30.5	31.1	26.1	28.1	26.9	36.3	18.9	32.3	39.3	46.4	69.7
2. Disapprove	34.9	35.8	35.2	36.6	33.0	41.5	34.6	32.7	33.2	36.3	30.6	34.2	42.1	37.6	28.4	14.2
3. Strongly disapprove	36.6	29.7	43.0	32.2	43.4	28.0	34.2	41.2	38.6	36.8	33.2	46.9	25.6	23.2	25.2	16.1
<i>Item 8720 Subject A11a</i>	<i>N 2454</i>	<i>1163</i>	<i>1159</i>	<i>1413</i>	<i>262</i>	<i>459</i>	<i>542</i>	<i>916</i>	<i>537</i>	<i>1902</i>	<i>365</i>	<i>1224</i>	<i>575</i>	<i>228</i>	<i>319</i>	<i>35</i>
A27R: Taking four or five drinks nearly every day																
1. Don't disapprove	11.2	15.8	6.0	11.0	11.9	9.8	13.0	11.7	9.6	9.3	19.2	7.0	12.9	12.5	18.3	39.4
2. Disapprove	22.5	23.4	21.6	23.4	22.2	24.9	23.3	20.8	22.7	22.6	21.0	17.0	24.0	32.1	33.8	31.4
3. Strongly disapprove	66.3	60.8	72.5	65.6	66.0	65.3	63.7	67.6	67.7	68.1	59.9	76.0	63.1	55.4	47.8	29.2
<i>Item 8730 Subject A11a</i>	<i>N 2461</i>	<i>1166</i>	<i>1162</i>	<i>1417</i>	<i>263</i>	<i>459</i>	<i>543</i>	<i>921</i>	<i>538</i>	<i>1907</i>	<i>365</i>	<i>1227</i>	<i>578</i>	<i>229</i>	<i>320</i>	<i>35</i>
A27S: Having five or more drinks once or twice each weekend																
1. Don't disapprove	31.2	36.8	25.9	35.0	27.4	38.2	34.1	29.4	25.3	29.6	40.6	18.4	41.0	41.3	52.8	65.0
2. Disapprove	24.3	22.0	26.6	25.8	16.6	25.4	24.0	22.1	27.3	25.3	20.5	22.5	28.4	32.2	21.1	22.1
3. Strongly disapprove	44.5	41.2	47.5	39.2	56.0	36.4	41.9	48.5	47.4	45.1	38.9	59.1	30.6	26.5	26.1	12.9
<i>Item 8740 Subject A11a</i>	<i>N 2458</i>	<i>1163</i>	<i>1163</i>	<i>1417</i>	<i>262</i>	<i>460</i>	<i>541</i>	<i>919</i>	<i>538</i>	<i>1906</i>	<i>364</i>	<i>1225</i>	<i>578</i>	<i>229</i>	<i>320</i>	<i>35</i>
A28: During the LAST 12 MONTHS, how often have you been around people who were taking each of the following to get high or for "kicks"?																
A28A: Marijuana (pot, weed) or hashish																
1. Not at all	25.8	25.3	26.5	27.6	23.9	18.8	26.0	29.7	24.7	27.4	19.2	43.6	6.7	8.2	5.9	-
2. Once or twice	20.5	20.1	21.4	18.8	19.0	19.5	21.1	19.3	22.8	20.7	18.7	24.4	20.2	13.1	12.5	2.3
3. Occasionally	22.5	21.8	22.5	22.9	20.2	25.2	22.3	20.7	23.5	23.0	22.6	19.0	29.7	28.6	20.7	12.7
4. Often	31.3	32.9	29.6	30.7	37.0	36.5	30.7	30.3	29.0	28.9	39.6	12.9	43.5	50.2	60.9	85.0
<i>Item 20590 Subject A02b</i>	<i>N 2459</i>	<i>1165</i>	<i>1162</i>	<i>1416</i>	<i>262</i>	<i>460</i>	<i>544</i>	<i>918</i>	<i>536</i>	<i>1909</i>	<i>362</i>	<i>1228</i>	<i>578</i>	<i>229</i>	<i>320</i>	<i>35</i>
A28B: LSD																
1. Not at all	85.9	85.3	86.7	85.0	90.9	81.9	85.9	88.4	85.0	85.6	87.7	91.8	90.3	77.3	66.6	39.0
2. Once or twice	9.1	9.0	8.8	10.0	4.6	11.5	8.4	8.4	9.1	9.2	6.5	4.8	7.4	18.0	20.6	22.7
3. Occasionally	3.6	3.9	3.4	3.9	2.3	4.5	4.0	2.1	5.0	3.7	4.8	2.5	1.8	4.4	9.0	15.8
4. Often	1.4	1.7	1.1	1.1	2.3	2.1	1.7	1.1	0.9	1.5	1.0	0.8	0.5	0.4	3.8	22.4
<i>Item 20600 Subject A02b</i>	<i>N 2434</i>	<i>1156</i>	<i>1151</i>	<i>1411</i>	<i>256</i>	<i>457</i>	<i>540</i>	<i>902</i>	<i>534</i>	<i>1896</i>	<i>354</i>	<i>1215</i>	<i>572</i>	<i>227</i>	<i>318</i>	<i>35</i>
A28C: Other hallucinogens (mescaline, peyote, "shrooms" or psilocybin, PCP, etc.)																
1. Not at all	75.0	73.7	76.6	72.3	87.6	71.1	75.7	78.9	71.0	75.7	70.1	85.7	79.9	56.7	43.7	18.7
2. Once or twice	15.3	15.6	15.0	17.3	6.6	17.8	13.7	13.8	17.4	15.4	14.8	9.7	15.6	24.8	30.8	18.6
3. Occasionally	7.4	7.7	6.8	8.1	3.2	8.1	8.0	5.6	9.3	6.7	12.1	3.4	3.6	15.7	19.6	35.3
4. Often	2.2	3.0	1.6	2.3	2.7	3.0	2.6	1.7	2.3	2.3	3.0	1.2	0.9	2.9	6.0	27.4
<i>Item 20610 Subject A02b</i>	<i>N 2452</i>	<i>1165</i>	<i>1159</i>	<i>1416</i>	<i>262</i>	<i>458</i>	<i>543</i>	<i>918</i>	<i>534</i>	<i>1907</i>	<i>362</i>	<i>1224</i>	<i>577</i>	<i>229</i>	<i>320</i>	<i>35</i>
A28D: Amphetamines (uppers, pep pills, bennies, speed)																
1. Not at all	76.4	76.9	76.5	75.3	81.1	77.9	77.6	76.7	73.4	76.7	72.6	86.6	82.3	61.8	41.5	25.8
2. Once or twice	12.8	10.5	14.7	13.6	6.0	12.1	11.7	11.7	16.3	12.6	13.7	8.1	10.0	24.7	26.5	26.0
3. Occasionally	7.5	8.3	6.3	7.6	8.4	6.9	6.5	8.3	7.6	7.5	8.9	3.8	5.9	9.9	21.8	17.8
4. Often	3.3	4.2	2.5	3.4	4.6	3.0	4.2	3.2	2.7	3.2	4.7	1.4	1.8	3.6	10.2	30.3
<i>Item 20620 Subject A02b</i>	<i>N 2448</i>	<i>1160</i>	<i>1160</i>	<i>1411</i>	<i>262</i>	<i>458</i>	<i>541</i>	<i>913</i>	<i>535</i>	<i>1902</i>	<i>363</i>	<i>1223</i>	<i>574</i>	<i>229</i>	<i>320</i>	<i>35</i>

DESCRIPTIVE RESULTS: 2010

147

QUESTIONNAIRE FORM 3 2010	TOTAL	SEX		RACE		REGION				COLLEGE PLANS?		ILLICIT DRUG USE: LIFETIME				
		M	F	White	Black	NE	NC	S	W	Yes	No	None	Mari- juana Only	Few Pills	More Pills	Any Her- oin
<i>N (Weighted No. of Cases):</i>	2519	1183	1173	1427	268	474	551	952	542	1922	371	1230	578	231	322	35
<i>% of Weighted Total:</i>	100.0	47.0	46.6	56.6	10.6	18.8	21.9	37.8	21.5	76.3	14.7	48.8	23.0	9.2	12.8	1.4
A28E: Sedatives/barbiturates (downers)																
1. Not at all	81.2	80.5	82.9	80.5	85.2	81.1	83.0	78.0	85.0	82.0	78.7	89.1	87.2	72.3	50.8	36.1
2. Once or twice	11.2	12.0	9.8	11.6	6.1	11.2	9.3	11.7	12.2	10.8	11.0	7.5	9.1	18.0	25.2	13.4
3. Occasionally	5.1	4.6	5.2	5.3	4.4	5.6	4.5	6.7	2.4	4.8	7.0	2.6	3.5	7.0	15.0	18.7
4. Often	2.5	2.9	2.1	2.6	4.3	2.1	3.2	3.5	0.4	2.4	3.3	0.8	0.2	2.8	9.0	31.8
<i>Item 20635 Subject A02b</i>	<i>N 2445</i>	<i>1161</i>	<i>1156</i>	<i>1412</i>	<i>262</i>	<i>457</i>	<i>542</i>	<i>910</i>	<i>535</i>	<i>1902</i>	<i>360</i>	<i>1223</i>	<i>571</i>	<i>229</i>	<i>319</i>	<i>35</i>
A28F: Tranquilizers (Librium, Valium, Xanax)																
1. Not at all	81.8	82.5	81.4	79.0	89.9	79.3	83.3	81.1	83.5	82.4	78.2	90.1	87.8	71.5	51.4	25.2
2. Once or twice	10.0	9.2	10.3	11.4	3.4	13.2	7.7	9.6	10.1	10.0	9.5	6.9	9.4	14.5	18.7	19.2
3. Occasionally	5.5	5.4	5.7	6.5	3.2	4.7	5.0	6.4	5.2	5.3	7.3	2.1	2.4	10.7	18.7	23.0
4. Often	2.8	2.8	2.6	3.1	3.5	2.8	4.1	2.9	1.2	2.3	5.0	0.9	0.4	3.3	11.1	32.6
<i>Item 20640 Subject A02b</i>	<i>N 2448</i>	<i>1162</i>	<i>1157</i>	<i>1413</i>	<i>260</i>	<i>459</i>	<i>542</i>	<i>913</i>	<i>534</i>	<i>1905</i>	<i>359</i>	<i>1224</i>	<i>576</i>	<i>229</i>	<i>318</i>	<i>35</i>
A28G: Cocaine ("coke")																
1. Not at all	80.0	79.9	80.4	80.7	87.5	78.1	82.0	82.8	74.6	80.5	76.0	88.2	84.3	66.1	55.8	19.7
2. Once or twice	12.6	13.2	11.8	13.2	6.9	12.0	12.6	11.0	16.0	12.9	12.8	8.5	11.8	23.4	23.1	23.4
3. Occasionally	5.3	5.1	5.5	5.0	2.6	8.2	3.5	4.0	7.1	4.8	7.7	2.4	2.9	8.3	15.3	32.1
4. Often	2.1	1.8	2.3	1.1	3.0	1.8	1.8	2.2	2.3	1.8	3.5	0.9	1.0	2.2	5.8	24.8
<i>Item 20650 Subject A02b</i>	<i>N 2450</i>	<i>1163</i>	<i>1160</i>	<i>1414</i>	<i>261</i>	<i>459</i>	<i>543</i>	<i>913</i>	<i>536</i>	<i>1909</i>	<i>359</i>	<i>1224</i>	<i>577</i>	<i>229</i>	<i>320</i>	<i>35</i>
A28H: Heroin																
1. Not at all	91.7	92.0	91.8	92.3	92.4	89.7	91.8	93.4	90.4	92.2	90.1	94.2	93.8	91.2	86.3	34.8
2. Once or twice	5.7	5.4	5.8	5.6	3.6	7.7	5.0	3.9	7.7	5.5	4.9	4.6	4.9	6.1	7.2	37.6
3. Occasionally	1.6	1.5	1.5	1.5	1.2	1.8	2.4	1.3	1.1	1.4	2.9	0.7	0.5	1.9	5.4	9.5
4. Often	1.0	1.1	0.9	0.6	2.8	0.8	0.9	1.4	0.8	0.9	2.2	0.5	0.9	0.8	1.1	18.2
<i>Item 20660 Subject A02b</i>	<i>N 2442</i>	<i>1157</i>	<i>1156</i>	<i>1413</i>	<i>259</i>	<i>457</i>	<i>542</i>	<i>911</i>	<i>533</i>	<i>1899</i>	<i>360</i>	<i>1218</i>	<i>576</i>	<i>228</i>	<i>320</i>	<i>35</i>
A28I: Other narcotics (codeine, Vicodin, OxyContin, Percocet, etc.)																
1. Not at all	69.7	68.9	71.3	64.7	82.0	68.3	67.3	73.1	67.7	70.2	64.9	82.8	75.1	47.3	31.2	7.5
2. Once or twice	15.7	15.6	15.6	18.6	8.0	16.8	17.1	13.2	17.9	15.9	14.5	11.6	17.4	31.9	20.4	3.2
3. Occasionally	9.2	10.3	7.6	10.9	3.9	11.1	9.2	7.8	9.9	8.8	12.1	3.4	5.9	15.8	29.5	34.0
4. Often	5.3	5.3	5.6	5.9	6.1	3.9	6.4	5.9	4.5	5.1	8.5	2.3	1.5	5.1	19.0	55.3
<i>Item 20670 Subject A02b</i>	<i>N 2440</i>	<i>1158</i>	<i>1154</i>	<i>1411</i>	<i>258</i>	<i>454</i>	<i>541</i>	<i>911</i>	<i>534</i>	<i>1898</i>	<i>359</i>	<i>1218</i>	<i>576</i>	<i>225</i>	<i>320</i>	<i>35</i>
A28J: Alcoholic beverages (beer, wine, liquor)																
1. Not at all	14.8	15.0	13.5	12.7	20.7	13.2	15.4	16.3	12.8	13.9	14.0	23.4	5.3	4.1	4.2	1.4
2. Once or twice	13.4	13.4	13.6	13.5	14.6	12.7	12.7	13.6	14.6	14.1	9.6	19.6	7.8	7.7	6.1	-
3. Occasionally	26.0	24.7	26.9	24.2	27.5	27.1	21.8	27.7	26.6	26.6	24.4	25.5	31.5	20.7	22.5	5.4
4. Often	45.8	46.9	45.9	49.6	37.1	47.0	50.1	42.4	46.1	45.4	52.0	31.5	55.4	67.5	67.2	93.2
<i>Item 20680 Subject A02b</i>	<i>N 2445</i>	<i>1161</i>	<i>1156</i>	<i>1416</i>	<i>259</i>	<i>455</i>	<i>541</i>	<i>915</i>	<i>534</i>	<i>1900</i>	<i>361</i>	<i>1222</i>	<i>575</i>	<i>228</i>	<i>319</i>	<i>35</i>
A29: The next questions ask for your opinions on the effects of using certain drugs and other substances. How much do you think people risk harming themselves (physically or in other ways) if they . . .																
A29A: Smoke one or more packs of cigarettes per day																
1. No risk	2.4	2.7	1.6	1.3	3.8	1.5	2.1	3.6	1.5	1.8	4.4	2.6	1.5	-	1.8	13.4
2. Slight risk	5.3	5.2	5.6	5.6	7.5	5.0	4.6	5.6	5.9	5.2	6.8	5.1	5.7	4.1	6.5	9.1
3. Moderate risk	19.7	22.7	16.8	21.9	16.9	19.0	21.1	20.0	18.5	18.6	27.1	18.4	22.6	22.1	19.5	19.3
4. Great risk	70.3	67.1	73.9	70.4	64.3	72.7	70.9	67.4	72.7	72.9	57.5	70.7	69.3	73.0	71.2	58.3
5. Can't say, drug unfamiliar	2.2	2.3	2.1	0.8	7.6	1.8	1.3	3.5	1.4	1.7	4.3	3.2	0.9	0.7	1.0	-
<i>Item 12360 Subject A14a</i>	<i>N 2449</i>	<i>1163</i>	<i>1161</i>	<i>1417</i>	<i>259</i>	<i>459</i>	<i>542</i>	<i>913</i>	<i>536</i>	<i>1905</i>	<i>363</i>	<i>1226</i>	<i>577</i>	<i>227</i>	<i>320</i>	<i>35</i>
A29B: Try marijuana once or twice																
1. No risk	38.0	45.7	30.5	40.3	35.6	45.1	39.5	34.4	36.8	36.3	46.7	18.4	53.6	59.0	64.2	88.3
2. Slight risk	31.2	27.2	35.6	31.8	29.7	29.6	32.3	30.5	32.7	32.3	28.9	34.4	32.6	26.0	24.9	10.4
3. Moderate risk	13.1	10.6	15.4	12.8	12.9	10.9	12.3	13.9	14.6	14.0	8.1	19.2	8.0	8.0	4.2	1.3
4. Great risk	14.6	13.5	15.3	13.3	14.3	12.4	14.2	16.6	13.8	14.9	11.1	23.2	4.8	5.6	6.4	-
5. Can't say, drug unfamiliar	3.0	2.9	3.2	1.7	7.6	2.0	1.8	4.7	2.1	2.5	5.2	4.7	1.0	1.4	0.3	-
<i>Item 12370 Subject A14a</i>	<i>N 2445</i>	<i>1162</i>	<i>1160</i>	<i>1417</i>	<i>260</i>	<i>459</i>	<i>540</i>	<i>911</i>	<i>536</i>	<i>1906</i>	<i>362</i>	<i>1226</i>	<i>576</i>	<i>228</i>	<i>320</i>	<i>35</i>

QUESTIONNAIRE FORM 3 2010	TOTAL	SEX		RACE		REGION				COLLEGE PLANS?		ILLICIT DRUG USE: LIFETIME				
		M	F	White	Black	NE	NC	S	W	Yes	No	None	Mari- juana Only	Few Pills	More Pills	Any Her- oin
<i>N (Weighted No. of Cases):</i>	2519	1183	1173	1427	268	474	551	952	542	1922	371	1230	578	231	322	35
<i>% of Weighted Total:</i>	100.0	47.0	46.6	56.6	10.6	18.8	21.9	37.8	21.5	76.3	14.7	48.8	23.0	9.2	12.8	1.4
A29C: Smoke marijuana occasionally																
1. No risk	21.2	26.6	14.9	21.7	22.3	23.4	24.8	18.7	19.6	18.3	32.5	6.5	27.9	41.1	43.7	69.0
2. Slight risk	25.6	27.1	25.2	27.9	21.8	32.8	23.6	22.1	27.7	26.5	25.5	20.0	37.0	26.0	29.3	21.1
3. Moderate risk	25.2	20.3	30.4	25.0	24.6	21.6	23.7	26.7	27.3	26.1	20.2	30.2	23.6	19.3	16.6	9.9
4. Great risk	24.6	22.8	26.2	23.5	22.8	19.8	26.0	27.3	22.9	26.5	16.1	38.2	10.5	12.5	9.4	-
5. Can't say, drug unfamiliar	3.3	3.3	3.3	1.8	8.5	2.3	1.9	5.2	2.4	2.6	5.7	5.0	1.0	1.1	1.1	-
<i>Item 12380 Subject A14a</i>	<i>N</i> 2446	1163	1159	1417	260	459	541	910	536	1904	363	1227	575	227	320	35
A29D: Smoke marijuana regularly																
1. No risk	11.8	15.0	7.7	10.6	14.1	10.1	14.9	12.6	9.1	10.0	18.6	4.7	12.7	16.8	26.8	61.1
2. Slight risk	15.7	18.5	13.1	17.6	14.7	21.2	16.4	12.1	16.5	14.5	22.4	6.3	23.9	28.9	28.2	13.3
3. Moderate risk	23.1	23.0	23.2	23.2	22.6	26.9	17.8	23.2	25.2	24.3	19.4	21.4	30.7	23.0	19.4	8.8
4. Great risk	46.0	40.3	52.6	46.6	40.7	39.8	48.5	47.3	46.7	48.7	33.5	62.7	31.5	29.5	25.3	16.8
5. Can't say, drug unfamiliar	3.3	3.2	3.4	1.9	7.9	2.0	2.4	4.8	2.6	2.6	6.1	4.9	1.2	1.8	0.3	-
<i>Item 12390 Subject A14a</i>	<i>N</i> 2439	1163	1159	1415	261	458	540	906	535	1900	361	1220	576	228	319	35
A29E: Try cocaine in powder form once or twice																
1. No risk	4.0	4.7	2.6	3.1	4.8	3.5	4.3	4.1	3.8	3.4	3.9	3.4	1.1	3.1	7.2	27.7
2. Slight risk	14.2	14.6	13.5	15.5	5.8	12.2	14.3	12.9	18.1	14.3	17.4	10.9	10.2	19.0	30.6	32.6
3. Moderate risk	21.3	22.2	20.5	22.5	16.7	25.0	24.2	17.4	21.8	21.1	21.7	21.4	21.6	20.0	21.9	23.3
4. Great risk	54.2	52.3	56.9	54.3	62.2	54.4	52.5	57.4	50.6	55.7	46.8	56.9	61.0	55.4	37.2	16.3
5. Can't say, drug unfamiliar	6.2	6.1	6.5	4.6	10.4	4.9	4.7	8.2	5.7	5.5	10.1	7.4	6.1	2.5	3.1	-
<i>Item 12501 Subject A14a</i>	<i>N</i> 2440	1158	1159	1416	259	459	541	906	535	1899	362	1222	576	228	319	35
A29F: Take cocaine powder occasionally																
1. No risk	2.3	2.3	1.6	1.1	2.8	2.0	2.3	2.9	1.4	1.7	2.7	2.0	0.9	1.3	2.3	16.5
2. Slight risk	2.5	3.2	1.9	2.8	1.6	2.2	2.9	2.1	3.1	2.2	4.1	1.0	1.7	3.2	8.3	14.9
3. Moderate risk	18.1	18.7	16.6	19.9	10.1	17.4	18.5	15.9	22.0	17.3	21.2	16.4	11.5	22.1	32.8	35.8
4. Great risk	70.7	69.4	73.3	71.6	74.0	73.4	71.6	70.6	68.0	73.2	62.0	73.2	79.7	70.3	53.2	32.9
5. Can't say, drug unfamiliar	6.4	6.4	6.5	4.6	11.5	5.1	4.7	8.6	5.5	5.7	9.9	7.4	6.2	3.1	3.4	-
<i>Item 12502 Subject A14a</i>	<i>N</i> 2440	1160	1157	1418	260	456	541	907	536	1899	363	1222	577	228	318	35
A29G: Take cocaine powder regularly																
1. No risk	2.1	1.9	1.6	0.9	3.5	1.3	2.3	2.8	1.3	1.4	2.8	1.9	1.1	1.0	2.4	8.9
2. Slight risk	1.0	1.0	0.9	1.0	0.8	0.8	0.7	0.9	1.4	0.9	1.5	0.5	0.3	0.5	3.1	11.5
3. Moderate risk	4.5	5.4	3.0	4.1	2.4	4.0	4.4	4.1	5.9	3.5	8.7	3.5	3.1	4.8	9.0	14.1
4. Great risk	85.9	85.3	87.6	89.5	81.4	88.6	87.4	83.8	85.7	88.6	75.8	86.5	89.3	90.5	81.8	65.4
5. Can't say, drug unfamiliar	6.5	6.4	6.8	4.5	11.9	5.3	5.2	8.4	5.7	5.6	11.2	7.5	6.2	3.3	3.7	-
<i>Item 12503 Subject A14a</i>	<i>N</i> 2436	1156	1157	1414	261	455	540	905	536	1895	364	1220	574	228	318	35
A29H: Try "crack" cocaine once or twice																
1. No risk	2.8	3.0	1.8	1.6	4.6	2.5	3.5	3.1	1.8	2.3	3.3	2.9	1.0	1.4	3.2	11.9
2. Slight risk	9.5	8.9	9.6	10.8	4.0	10.0	9.3	7.2	13.3	9.9	9.2	9.3	6.7	10.3	13.1	26.1
3. Moderate risk	17.8	17.8	17.8	18.7	11.2	18.2	20.8	15.3	18.6	17.8	18.2	18.6	15.8	17.9	19.2	20.1
4. Great risk	63.1	63.0	64.3	63.9	68.6	64.4	62.2	65.4	58.8	64.0	58.0	61.5	70.0	67.1	59.6	36.7
5. Can't say, drug unfamiliar	6.8	7.4	6.5	5.1	11.6	4.9	4.2	9.0	7.5	6.0	11.3	7.6	6.5	3.4	4.9	5.2
<i>Item 12504 Subject A14a</i>	<i>N</i> 2444	1162	1159	1416	260	459	540	910	536	1905	361	1226	576	228	320	35
A29I: Take "crack" cocaine occasionally																
1. No risk	1.9	1.8	1.3	0.9	2.2	1.5	2.1	2.4	1.1	1.4	2.2	2.1	0.8	0.3	1.5	4.3
2. Slight risk	1.6	1.3	1.4	1.5	0.9	2.0	0.6	1.7	1.9	1.6	1.8	1.3	0.8	-	4.3	12.0
3. Moderate risk	13.2	12.3	13.5	13.8	9.2	12.8	14.5	11.0	16.0	12.7	15.0	13.5	8.7	14.9	17.1	22.5
4. Great risk	76.6	77.3	77.3	78.7	76.3	78.9	78.7	75.9	73.5	78.4	70.1	75.6	83.2	81.4	72.2	55.9
5. Can't say, drug unfamiliar	6.8	7.3	6.5	5.0	11.5	4.8	4.1	8.9	7.4	5.9	10.9	7.5	6.5	3.4	4.9	5.4
<i>Item 12505 Subject A14a</i>	<i>N</i> 2442	1162	1157	1415	259	456	539	912	535	1902	362	1228	576	227	317	34
A29J: Take "crack" cocaine regularly																
1. No risk	2.0	1.8	1.5	0.9	3.4	1.0	2.1	2.9	1.1	1.4	2.4	2.0	0.8	0.6	2.0	7.5
2. Slight risk	0.9	0.5	0.9	0.7	1.4	0.8	0.3	1.4	0.8	0.9	1.0	1.1	0.4	0.2	1.6	4.2
3. Moderate risk	3.0	3.2	2.2	2.5	2.0	3.9	2.0	2.7	3.5	2.1	6.3	2.7	2.4	1.4	4.4	10.8
4. Great risk	87.4	87.4	88.8	90.9	83.4	89.1	90.9	84.7	86.9	89.5	80.1	86.9	89.5	93.2	88.1	72.3
5. Can't say, drug unfamiliar	6.8	7.1	6.7	5.0	9.8	5.2	4.8	8.2	7.6	6.1	10.2	7.4	6.9	4.5	3.9	5.2
<i>Item 12506 Subject A14a</i>	<i>N</i> 2437	1158	1156	1416	254	458	540	905	535	1901	358	1222	574	227	319	35

DESCRIPTIVE RESULTS: 2010

QUESTIONNAIRE FORM 3 2010	TOTAL	SEX		RACE		REGION				COLLEGE PLANS?		ILICIT DRUG USE: LIFETIME					
		M	F	White	Black	NE	NC	S	W	Yes	No	None	Mari- juana Only	Few Pills	More Pills	Any Her- oin	
<i>N (Weighted No. of Cases):</i>	2519	1183	1173	1427	268	474	551	952	542	1922	371	1230	578	231	322	35	
<i>% of Weighted Total:</i>	100.0	47.0	46.6	56.6	10.6	18.8	21.9	37.8	21.5	76.3	14.7	48.8	23.0	9.2	12.8	1.4	
A29K: Try one or two drinks of an alcoholic beverage (beer, wine, liquor)																	
1. No risk	47.6	53.7	41.3	51.6	37.2	51.7	49.4	43.6	48.9	47.7	50.1	36.4	55.6	59.3	65.2	79.0	
2. Slight risk	30.1	25.2	36.6	30.6	27.6	27.5	33.0	29.9	29.9	31.6	24.4	34.2	28.6	25.0	25.8	9.1	
3. Moderate risk	9.6	7.4	11.5	8.6	15.0	9.5	7.6	10.0	10.8	9.5	9.3	12.1	8.0	6.6	3.9	11.8	
4. Great risk	10.1	10.7	8.3	8.0	12.2	9.2	8.8	12.0	8.9	9.3	10.4	13.5	6.2	7.0	4.8	-	
5. Can't say, drug unfamiliar	2.7	3.0	2.4	1.3	8.0	2.2	1.3	4.4	1.5	1.9	5.7	3.7	1.5	2.1	0.3	-	
<i>Item 12510 Subject A14a</i>	<i>N</i>	<i>2440</i>	<i>1160</i>	<i>1157</i>	<i>1411</i>	<i>259</i>	<i>459</i>	<i>542</i>	<i>906</i>	<i>533</i>	<i>1900</i>	<i>361</i>	<i>1224</i>	<i>576</i>	<i>226</i>	<i>318</i>	<i>35</i>
A29L: Take one or two drinks nearly every day																	
1. No risk	13.2	15.9	9.4	13.7	12.8	12.9	15.3	12.6	12.3	11.5	19.4	8.5	12.7	14.8	25.1	39.7	
2. Slight risk	30.9	33.1	28.3	35.1	17.9	34.3	31.9	28.2	31.5	31.5	31.3	24.5	34.3	42.9	41.7	38.4	
3. Moderate risk	31.1	30.2	33.2	30.2	32.1	31.7	31.0	30.0	32.5	32.5	25.0	33.6	33.7	28.2	23.3	15.0	
4. Great risk	22.1	17.7	26.7	19.8	28.6	19.2	20.6	24.6	22.0	22.5	18.9	29.6	17.7	12.3	9.6	6.9	
5. Can't say, drug unfamiliar	2.7	3.1	2.3	1.1	8.6	2.0	1.2	4.5	1.7	2.0	5.4	3.8	1.5	1.8	0.3	-	
<i>Item 12520 Subject A14a</i>	<i>N</i>	<i>2443</i>	<i>1162</i>	<i>1158</i>	<i>1415</i>	<i>260</i>	<i>457</i>	<i>542</i>	<i>909</i>	<i>535</i>	<i>1904</i>	<i>362</i>	<i>1227</i>	<i>574</i>	<i>228</i>	<i>320</i>	<i>35</i>
A29M: Take four or five drinks nearly every day																	
1. No risk	4.5	5.5	2.9	3.5	4.8	2.2	5.4	5.4	3.8	3.3	8.1	3.0	4.0	3.7	7.7	15.9	
2. Slight risk	7.0	8.2	5.5	8.6	4.7	5.3	8.7	6.7	7.3	6.4	9.2	4.5	7.8	6.4	14.4	17.4	
3. Moderate risk	25.5	28.8	20.8	27.9	19.9	28.6	26.0	23.7	25.2	24.9	29.9	20.2	29.5	38.7	29.0	37.5	
4. Great risk	60.2	54.3	68.4	58.9	62.1	61.4	58.5	59.9	61.6	63.2	47.5	68.4	57.2	49.2	48.1	29.2	
5. Can't say, drug unfamiliar	2.8	3.3	2.4	1.0	8.4	2.5	1.3	4.3	2.1	2.2	5.3	3.9	1.5	2.0	0.8	-	
<i>Item 12530 Subject A14a</i>	<i>N</i>	<i>2441</i>	<i>1163</i>	<i>1156</i>	<i>1412</i>	<i>260</i>	<i>459</i>	<i>541</i>	<i>908</i>	<i>532</i>	<i>1904</i>	<i>359</i>	<i>1224</i>	<i>575</i>	<i>227</i>	<i>319</i>	<i>35</i>
A29N: Have five or more drinks once or twice each weekend																	
1. No risk	10.2	12.7	7.7	11.0	7.0	12.2	10.8	10.3	7.8	8.5	16.0	5.6	13.2	13.5	16.2	29.9	
2. Slight risk	15.2	16.2	14.0	17.5	9.4	15.2	18.7	14.1	13.3	15.3	15.3	9.6	17.5	24.3	26.3	25.9	
3. Moderate risk	20.9	21.2	20.8	23.1	16.6	24.4	18.4	17.8	25.9	21.1	22.3	18.1	24.7	25.5	22.9	19.5	
4. Great risk	50.8	46.7	55.0	47.0	58.3	46.2	50.4	53.2	51.1	52.9	40.3	62.9	42.9	34.2	33.9	24.8	
5. Can't say, drug unfamiliar	2.9	3.2	2.5	1.3	8.6	2.1	1.6	4.6	2.0	2.1	6.1	3.8	1.8	2.4	0.7	-	
<i>Item 12540 Subject A14a</i>	<i>N</i>	<i>2446</i>	<i>1165</i>	<i>1159</i>	<i>1417</i>	<i>260</i>	<i>456</i>	<i>542</i>	<i>913</i>	<i>535</i>	<i>1906</i>	<i>363</i>	<i>1226</i>	<i>576</i>	<i>228</i>	<i>320</i>	<i>35</i>
A30: How difficult do you think it would be for you to get each of the following types of drugs, if you wanted some?																	
A30A: Marijuana																	
1. Probably impossible	5.9	5.2	6.4	3.9	9.7	5.2	4.8	7.4	5.0	5.9	4.0	10.2	0.5	1.0	1.2	-	
2. Very difficult	3.7	2.3	5.1	3.7	4.9	1.6	4.2	4.9	2.8	4.0	2.8	5.4	2.3	3.0	0.7	1.8	
3. Fairly difficult	8.8	9.0	8.9	8.8	4.8	7.0	9.5	8.7	9.9	9.0	8.0	12.8	4.3	8.1	3.1	-	
4. Fairly easy	24.7	24.5	25.3	27.0	19.8	23.3	28.1	23.3	24.6	25.8	21.4	31.3	18.1	24.4	14.6	7.6	
5. Very easy	56.9	58.9	54.4	56.6	60.8	62.9	53.4	55.7	57.7	55.3	63.8	40.2	74.8	63.5	80.4	90.6	
<i>Item 6750 Subject A03a</i>	<i>N</i>	<i>2426</i>	<i>1153</i>	<i>1155</i>	<i>1407</i>	<i>261</i>	<i>456</i>	<i>537</i>	<i>905</i>	<i>528</i>	<i>1891</i>	<i>363</i>	<i>1214</i>	<i>575</i>	<i>228</i>	<i>318</i>	<i>35</i>
A30B: "Crack" cocaine																	
1. Probably impossible	18.9	18.4	19.3	14.9	28.7	17.0	16.1	22.5	17.1	17.8	21.0	20.6	21.5	13.0	10.4	1.3	
2. Very difficult	20.9	21.0	21.7	23.4	11.7	21.0	26.3	16.7	22.4	22.1	16.2	21.0	24.3	21.4	16.5	8.7	
3. Fairly difficult	31.0	32.8	29.5	36.0	20.7	32.9	31.6	30.2	29.9	31.2	32.1	30.2	30.1	34.2	36.2	26.5	
4. Fairly easy	18.2	17.1	18.7	18.7	18.3	20.6	15.9	17.9	18.8	18.8	17.4	18.1	13.6	22.2	22.6	39.1	
5. Very easy	11.1	10.7	10.9	7.0	20.6	8.6	10.1	12.7	11.8	10.1	13.3	10.1	10.5	9.1	14.3	24.4	
<i>Item 6811 Subject A03a</i>	<i>N</i>	<i>2422</i>	<i>1151</i>	<i>1153</i>	<i>1405</i>	<i>261</i>	<i>455</i>	<i>536</i>	<i>903</i>	<i>528</i>	<i>1888</i>	<i>364</i>	<i>1212</i>	<i>574</i>	<i>227</i>	<i>317</i>	<i>35</i>
A30C: Cocaine powder																	
1. Probably impossible	19.9	19.3	20.7	15.8	31.7	18.6	18.0	22.5	18.4	19.4	19.9	22.4	22.8	14.5	7.9	1.3	
2. Very difficult	20.9	21.5	21.2	23.8	12.2	18.6	25.8	18.7	21.7	22.4	16.8	22.5	22.7	21.5	13.3	5.6	
3. Fairly difficult	28.0	29.7	26.6	32.3	19.2	33.3	28.6	26.3	25.7	28.4	26.7	28.4	30.9	27.3	26.1	15.1	
4. Fairly easy	18.5	16.4	19.9	19.1	16.6	20.0	16.4	18.2	20.1	18.9	18.1	16.6	12.5	25.2	32.8	29.1	
5. Very easy	12.7	13.2	11.5	9.0	20.4	9.6	11.3	14.3	14.1	10.9	18.5	10.1	11.1	11.6	20.0	48.9	
<i>Item 6812 Subject A03a</i>	<i>N</i>	<i>2418</i>	<i>1152</i>	<i>1149</i>	<i>1402</i>	<i>259</i>	<i>452</i>	<i>535</i>	<i>903</i>	<i>528</i>	<i>1885</i>	<i>361</i>	<i>1211</i>	<i>573</i>	<i>224</i>	<i>318</i>	<i>35</i>
The next questions are about feeling unsafe—that is, feeling that someone might try to harm or injure you.																	

QUESTIONNAIRE FORM 3 2010	TOTAL	SEX		RACE		REGION				COLLEGE PLANS?		ILLICIT DRUG USE: LIFETIME					
		M	F	White	Black	NE	NC	S	W	Yes	No	None	Mari- juana Only	Few Pills	More Pills	Any Her- oin	
<i>N (Weighted No. of Cases):</i>	2519	1183	1173	1427	268	474	551	952	542	1922	371	1230	578	231	322	35	
<i>% of Weighted Total:</i>	100.0	47.0	46.6	56.6	10.6	18.8	21.9	37.8	21.5	76.3	14.7	48.8	23.0	9.2	12.8	1.4	
D01: How often do you feel unsafe when you are at school?																	
1. Never	58.4	63.2	53.7	59.5	54.8	61.6	60.8	55.9	57.4	58.7	56.2	57.9	62.5	51.9	58.7	39.9	
2. Rarely	29.7	25.8	34.0	30.5	27.6	29.3	26.3	30.9	31.4	29.2	32.5	30.0	27.1	32.6	31.7	32.6	
3. Some days	7.2	6.4	7.9	7.8	9.0	6.0	7.5	7.8	7.0	7.5	6.1	7.6	5.2	11.6	5.8	11.3	
4. Most days	2.5	2.3	2.6	1.2	3.2	1.5	2.3	3.1	2.5	2.5	2.3	2.4	2.4	2.5	2.5	2.2	
5. Every day	2.3	2.3	1.8	1.0	5.4	1.6	3.2	2.3	1.8	2.1	2.9	2.0	2.8	1.5	1.4	14.1	
<i>Item 25770 Subject B07</i>	<i>N</i>	<i>2295</i>	<i>1105</i>	<i>1108</i>	<i>1381</i>	<i>238</i>	<i>402</i>	<i>531</i>	<i>860</i>	<i>501</i>	<i>1881</i>	<i>360</i>	<i>1162</i>	<i>527</i>	<i>221</i>	<i>300</i>	<i>33</i>
D02: How often do you feel unsafe going to or from school?																	
1. Never	62.3	69.9	54.9	64.8	56.6	67.5	65.6	61.3	56.5	62.3	62.8	60.8	66.6	55.4	65.9	50.2	
2. Rarely	27.4	21.9	33.0	28.1	28.8	24.2	23.5	28.1	32.6	27.5	26.7	29.2	26.0	29.2	24.0	25.1	
3. Some days	7.0	5.3	8.8	5.8	7.9	5.8	6.0	7.4	8.4	6.8	7.7	6.9	4.3	14.2	6.3	10.1	
4. Most days	2.0	1.7	2.2	0.9	3.2	2.1	2.8	1.7	1.4	2.0	1.3	1.8	1.9	1.0	2.5	9.5	
5. Every day	1.4	1.2	1.1	0.4	3.6	0.5	2.1	1.5	1.2	1.3	1.5	1.4	1.2	0.2	1.3	5.1	
<i>Item 25780 Subject B07</i>	<i>N</i>	<i>2295</i>	<i>1105</i>	<i>1108</i>	<i>1381</i>	<i>239</i>	<i>402</i>	<i>531</i>	<i>861</i>	<i>501</i>	<i>1882</i>	<i>360</i>	<i>1162</i>	<i>527</i>	<i>221</i>	<i>300</i>	<i>33</i>
D03: During the LAST FOUR WEEKS, how many days did you not go to school because you felt you would be unsafe at school or on your way to or from school?																	
1. 0 days	95.7	94.8	96.8	97.8	90.2	95.8	95.7	95.8	95.4	96.5	91.8	96.8	95.3	95.6	95.1	79.0	
2. 1 day	1.8	2.4	0.9	0.9	3.1	2.3	1.3	1.9	1.7	1.6	2.6	1.8	2.1	0.4	1.6	2.0	
3. 2 or 3 days	1.6	1.2	2.0	1.0	2.3	1.1	1.2	1.9	1.9	1.5	2.4	1.0	0.9	3.0	2.3	11.2	
4. 4 or more days	0.9	1.6	0.2	0.3	4.4	0.8	1.9	0.4	0.9	0.5	3.3	0.4	1.7	1.0	0.9	7.9	
<i>Item 25790 Subject B07</i>	<i>N</i>	<i>2293</i>	<i>1102</i>	<i>1107</i>	<i>1381</i>	<i>238</i>	<i>402</i>	<i>531</i>	<i>859</i>	<i>501</i>	<i>1878</i>	<i>360</i>	<i>1159</i>	<i>527</i>	<i>220</i>	<i>300</i>	<i>33</i>
Lately there has been some attention paid to certain drugs.																	
D04: During the LAST 12 MONTHS, on how many occasions (if any) have you . . .																	
D04A: . . . taken "andro" (androstenedione, nonprescription steroid)																	
1. 0 occasions	98.6	97.9	99.3	99.0	96.9	98.7	97.6	98.8	99.3	98.6	98.3	99.5	99.3	97.5	97.2	77.9	
2. 1-2	0.2	0.4	-	0.2	0.5	-	0.1	0.4	-	0.1	0.9	-	-	-	0.4	6.0	
3. 3-5	0.6	0.5	0.7	0.1	1.8	0.3	1.2	0.6	-	0.5	0.7	-	0.4	2.3	1.2	4.2	
4. 6-9	0.2	0.4	-	0.1	-	1.0	-	0.1	0.1	0.3	0.2	0.1	-	-	0.3	10.4	
5. 10-19	0.1	0.2	-	0.1	0.2	-	-	0.1	0.3	0.1	-	-	0.2	0.3	0.1	-	
6. 20-39	-	-	-	-	-	-	-	-	-	-	-	-	-	-	-	-	
7. 40 or more	0.3	0.6	-	0.4	0.6	-	1.1	-	0.4	0.4	-	0.4	-	-	0.8	1.5	
<i>Item 31160 Subject A01b</i>	<i>N</i>	<i>2272</i>	<i>1093</i>	<i>1099</i>	<i>1370</i>	<i>234</i>	<i>395</i>	<i>528</i>	<i>851</i>	<i>498</i>	<i>1868</i>	<i>357</i>	<i>1151</i>	<i>526</i>	<i>220</i>	<i>299</i>	<i>33</i>
D04B: . . . taken creatine (amino acid used to build muscles)																	
1. 0 occasions	90.2	81.7	98.7	88.6	93.0	90.7	89.5	89.8	91.3	91.0	86.9	94.1	88.4	84.1	84.8	70.7	
2. 1-2	2.4	3.8	0.9	2.9	1.2	1.1	2.1	2.9	2.8	2.3	2.9	1.6	2.2	5.6	2.6	6.9	
3. 3-5	1.3	2.6	*	1.7	1.4	1.2	1.7	1.3	1.0	1.2	1.5	1.3	1.3	0.2	1.9	5.6	
4. 6-9	0.8	1.3	*	0.8	1.5	0.9	1.2	0.6	0.7	0.7	1.1	0.1	1.0	0.7	3.0	4.0	
5. 10-19	1.6	3.3	-	1.9	0.7	1.3	1.3	1.9	1.7	1.0	4.6	1.0	1.4	2.1	4.1	-	
6. 20-39	1.1	1.9	0.3	1.2	1.4	1.9	1.7	0.8	0.2	1.2	0.1	0.4	1.1	4.5	1.0	2.8	
7. 40 or more	2.6	5.3	0.1	2.9	0.8	2.9	2.6	2.6	2.3	2.5	2.9	1.5	4.5	2.8	2.5	9.9	
<i>Item 31170 Subject A01b</i>	<i>N</i>	<i>2272</i>	<i>1092</i>	<i>1099</i>	<i>1371</i>	<i>233</i>	<i>394</i>	<i>528</i>	<i>852</i>	<i>498</i>	<i>1866</i>	<i>356</i>	<i>1150</i>	<i>526</i>	<i>221</i>	<i>299</i>	<i>33</i>
D04C: . . . taken Ritalin (without a doctor's orders)																	
1. 0 occasions	97.8	97.2	98.7	98.3	97.9	97.1	96.9	98.5	98.2	98.2	96.1	100.0	100.0	97.7	89.7	68.0	
2. 1-2	1.0	1.1	0.8	0.9	-	1.3	0.9	1.0	0.9	1.0	1.1	-	-	2.0	5.4	6.5	
3. 3-5	0.4	0.5	0.2	0.3	0.7	0.9	0.5	0.1	0.3	0.3	0.6	-	-	-	1.8	6.1	
4. 6-9	0.4	0.5	0.3	0.3	0.5	-	0.8	0.2	0.4	0.2	1.3	-	-	-	1.5	7.5	
5. 10-19	0.2	0.4	-	0.1	0.5	0.7	0.2	0.1	0.1	0.2	0.4	-	-	0.3	0.3	11.3	
6. 20-39	-	-	-	-	-	-	-	-	-	-	-	-	-	-	-	-	
7. 40 or more	0.2	0.4	-	0.2	0.4	*	0.6	0.1	0.2	0.1	0.5	-	-	-	1.4	0.6	
<i>Item 31180 Subject A01b</i>	<i>N</i>	<i>2270</i>	<i>1090</i>	<i>1100</i>	<i>1368</i>	<i>233</i>	<i>394</i>	<i>529</i>	<i>846</i>	<i>500</i>	<i>1867</i>	<i>355</i>	<i>1149</i>	<i>524</i>	<i>220</i>	<i>299</i>	<i>33</i>

* = less than .05 percent.

DESCRIPTIVE RESULTS: 2010

151

QUESTIONNAIRE FORM 3 2010	TOTAL	SEX		RACE		REGION				COLLEGE PLANS?		ILLCIT DRUG USE: LIFETIME				
		M	F	White	Black	NE	NC	S	W	Yes	No	None	Mari- juana Only	Few Pills	More Pills	Any Her- oin
<i>N (Weighted No. of Cases):</i>	2519	1183	1173	1427	268	474	551	952	542	1922	371	1230	578	231	322	35
<i>% of Weighted Total:</i>	100.0	47.0	46.6	56.6	10.6	18.8	21.9	37.8	21.5	76.3	14.7	48.8	23.0	9.2	12.8	1.4
D04D: . . . taken Adderall (without a doctor's orders)																
1. 0 occasions	93.7	93.6	94.0	92.6	97.4	93.2	91.5	94.0	95.9	94.6	89.2	100.0	100.0	89.9	66.9	41.7
2. 1-2	3.3	3.0	3.5	4.1	0.2	2.7	3.7	3.3	3.2	3.1	4.3	-	-	8.4	17.2	13.6
3. 3-5	1.0	0.9	1.1	0.9	1.3	1.1	1.9	0.8	0.1	0.9	1.4	-	-	1.1	5.0	12.2
4. 6-9	0.8	0.8	0.8	0.8	0.5	1.6	0.7	1.0	0.1	0.7	1.6	-	-	0.5	4.4	8.8
5. 10-19	0.3	0.5	0.1	0.5	-	0.2	1.0	0.1	0.2	0.1	1.4	-	-	-	2.0	5.1
6. 20-39	0.5	0.6	0.3	0.6	-	1.1	0.4	0.3	0.4	0.3	1.2	-	-	-	2.0	14.0
7. 40 or more	0.4	0.6	0.2	0.5	0.6	*	0.9	0.4	0.2	0.3	1.0	-	-	-	2.5	4.6
<i>Item 32450 Subject A01b</i>	<i>N</i> 2269	1092	1098	1370	232	394	526	849	499	1865	355	1148	524	221	298	33
D04E: . . . taken a nonprescription cough or cold medicine (robos, DXM, etc.) to get high																
1. 0 occasions	93.1	92.5	93.5	93.8	94.4	92.3	94.1	92.9	93.0	93.6	90.9	97.8	94.5	85.6	82.9	55.6
2. 1-2	3.3	3.7	3.0	3.3	2.2	2.4	2.6	3.8	3.9	3.0	4.8	1.1	2.7	8.8	7.6	14.2
3. 3-5	1.8	1.4	2.3	1.3	1.4	3.1	1.4	1.8	1.1	1.8	1.8	0.5	1.5	3.5	5.3	8.2
4. 6-9	0.8	1.1	0.6	0.8	0.9	0.3	1.2	0.6	1.1	0.8	0.9	0.4	0.4	1.8	2.0	4.2
5. 10-19	0.6	0.8	0.5	0.6	0.7	1.2	0.3	0.4	0.6	0.4	1.4	0.1	0.8	-	1.5	6.1
6. 20-39	0.3	0.4	0.1	0.1	0.2	0.7	0.2	0.4	-	0.3	-	-	-	0.3	0.2	11.1
7. 40 or more	0.2	0.2	0.1	0.2	0.2	*	0.1	0.1	0.4	0.1	0.2	0.1	0.1	-	0.6	0.6
<i>Item 31670 Subject A01b</i>	<i>N</i> 2260	1088	1096	1367	232	394	527	840	498	1857	353	1140	525	220	295	33
D04F: . . . taken OxyContin (without a doctor's orders)																
1. 0 occasions	95.0	95.4	95.4	95.0	97.6	93.7	94.5	95.0	96.6	95.9	91.2	100.0	100.0	95.9	73.1	44.4
2. 1-2	2.5	2.2	2.5	2.9	0.9	3.2	2.4	2.5	2.2	2.3	3.7	-	-	3.9	14.0	15.9
3. 3-5	1.1	0.8	1.2	0.7	0.5	0.6	0.6	1.8	0.7	0.9	1.8	-	-	0.3	6.2	10.3
4. 6-9	0.4	0.4	0.3	0.4	0.7	0.5	0.6	0.4	-	0.4	0.2	-	-	-	1.6	12.1
5. 10-19	0.3	0.4	0.2	0.4	0.3	0.2	1.0	-	0.3	0.1	1.7	-	-	-	1.9	6.1
6. 20-39	0.4	0.5	0.2	0.3	-	1.7	0.1	0.2	-	0.3	0.6	-	-	-	1.9	8.4
7. 40 or more	0.3	0.4	0.1	0.3	-	-	0.8	0.1	0.2	0.1	0.8	-	-	-	1.5	2.8
<i>Item 31310 Subject A01b</i>	<i>N</i> 2266	1087	1097	1367	234	394	528	846	498	1866	351	1145	525	220	298	33
D04G: . . . taken Vicodin (without a doctor's orders)																
1. 0 occasions	93.8	93.3	94.5	92.9	97.9	93.0	91.0	96.2	93.3	94.8	88.7	100.0	100.0	91.0	66.9	37.5
2. 1-2	2.9	2.5	3.1	3.4	0.5	3.2	2.7	2.1	4.1	2.5	4.4	-	-	8.2	15.1	4.8
3. 3-5	1.2	1.3	1.1	1.4	-	1.7	1.9	0.4	1.3	1.0	2.5	-	-	-	7.8	11.7
4. 6-9	0.6	0.8	0.4	0.6	0.3	0.5	1.0	0.3	0.5	0.4	1.4	-	-	0.5	2.8	11.0
5. 10-19	0.4	0.6	0.3	0.5	0.6	0.2	1.0	0.5	-	0.4	0.5	-	-	-	2.5	7.0
6. 20-39	0.5	0.9	0.2	0.4	0.8	0.7	0.8	0.4	0.5	0.6	0.4	-	-	0.3	1.3	25.1
7. 40 or more	0.6	0.6	0.5	0.7	-	0.6	1.6	0.1	0.3	0.3	2.0	-	-	-	3.5	2.9
<i>Item 31320 Subject A01b</i>	<i>N</i> 2262	1089	1095	1366	234	390	528	846	498	1861	353	1147	523	220	297	32
D04H: . . . smoked tobacco using a hookah (water pipe)																
1. 0 occasions	82.9	81.0	84.8	80.8	93.6	84.6	82.1	84.7	79.1	83.8	80.6	96.2	79.4	64.8	54.9	32.8
2. 1-2	6.5	6.9	6.2	7.4	1.6	7.4	5.6	6.5	7.0	6.4	6.7	2.0	9.3	15.6	13.2	7.0
3. 3-5	4.1	4.6	3.6	4.2	1.3	3.0	3.8	3.7	6.2	4.0	4.3	0.7	5.7	8.1	11.8	7.5
4. 6-9	2.3	2.7	2.0	2.7	2.0	1.9	3.4	1.7	2.4	2.3	1.8	0.5	3.0	4.2	6.3	4.7
5. 10-19	1.8	1.8	1.9	2.2	0.5	1.3	1.8	1.9	2.0	1.8	1.3	0.3	1.3	4.4	5.2	16.4
6. 20-39	1.2	1.3	1.2	1.4	0.2	1.1	1.1	0.9	1.9	0.8	2.7	0.1	1.0	1.3	3.9	16.5
7. 40 or more	1.2	1.8	0.4	1.1	0.7	0.7	2.3	0.6	1.3	0.8	2.7	0.2	0.3	1.6	4.6	15.1
<i>Item 32660 Subject A01b</i>	<i>N</i> 2263	1090	1097	1370	233	392	528	846	498	1862	352	1146	523	221	297	33
D04I: . . . smoked small cigars																
1. 0 occasions	76.9	70.3	83.7	73.2	93.1	73.9	71.9	80.2	79.2	78.6	69.3	92.4	67.3	58.5	54.2	15.9
2. 1-2	8.2	9.0	7.8	9.3	2.3	9.8	7.9	8.4	6.9	8.0	9.0	4.1	12.3	14.8	11.4	9.5
3. 3-5	4.5	5.1	3.7	5.5	0.6	5.9	6.0	2.8	4.5	3.9	6.7	1.2	5.2	9.9	9.3	31.1
4. 6-9	3.1	4.5	2.0	3.6	1.4	3.0	3.5	2.5	3.7	3.2	2.7	0.5	6.8	4.4	6.4	2.6
5. 10-19	3.4	4.9	1.7	4.4	0.7	4.2	5.3	2.4	2.4	3.1	4.9	1.2	5.3	5.7	6.1	3.3
6. 20-39	1.9	3.0	0.4	1.8	0.5	1.5	2.5	2.0	1.4	1.8	2.3	0.2	2.2	3.4	5.4	16.4
7. 40 or more	2.1	3.2	0.9	2.3	1.4	1.7	2.9	1.8	1.9	1.4	5.1	0.4	0.8	3.2	7.1	21.1
<i>Item 32670 Subject A01b</i>	<i>N</i> 2267	1089	1098	1372	233	389	529	851	497	1861	355	1146	524	223	297	33
D05: At any time during the LAST 12 MONTHS, have you felt in your own mind that you should REDUCE or STOP your use of . . .																

*=less than .05 percent.

QUESTIONNAIRE FORM 3 2010	TOTAL	SEX		RACE		REGION				COLLEGE PLANS?		ILLICIT DRUG USE: LIFETIME				
		M	F	White	Black	NE	NC	S	W	Yes	No	None	Mari- juana Only	Few Pills	More Pills	Any Her- oin
<i>N (Weighted No. of Cases):</i>	2519	1183	1173	1427	268	474	551	952	542	1922	371	1230	578	231	322	35
<i>% of Weighted Total:</i>	100.0	47.0	46.6	56.6	10.6	18.8	21.9	37.8	21.5	76.3	14.7	48.8	23.0	9.2	12.8	1.4
D05A: Alcohol?																
1. Yes	20.3	19.0	22.0	18.4	19.3	17.9	20.0	21.6	20.0	19.5	23.0	10.5	29.1	27.6	30.2	38.3
2. No	46.5	48.1	43.4	49.5	42.7	58.9	46.5	44.6	40.4	44.8	55.7	32.4	59.4	62.4	59.9	61.7
8. Haven't used in last 12 months	33.3	32.9	34.6	32.0	37.9	23.2	33.5	33.8	39.6	35.7	21.4	57.1	11.4	10.0	9.8	-
<i>Item 8910 Subject A01i</i>	<i>N 1954</i>	<i>927</i>	<i>962</i>	<i>1221</i>	<i>185</i>	<i>323</i>	<i>468</i>	<i>730</i>	<i>434</i>	<i>1620</i>	<i>290</i>	<i>948</i>	<i>467</i>	<i>197</i>	<i>277</i>	<i>30</i>
D05B: Cigarettes?																
1. Yes	15.8	16.8	14.6	16.0	10.6	13.5	17.3	17.7	12.6	15.0	19.7	4.6	21.5	28.0	36.5	40.3
2. No	18.7	19.0	17.1	17.6	21.8	21.5	17.0	20.1	15.9	15.5	34.7	12.5	21.1	20.2	31.1	47.8
8. Haven't used in last 12 months	65.6	64.2	68.3	66.4	67.6	65.0	65.6	62.3	71.4	69.6	45.5	82.8	57.4	51.8	32.4	12.0
<i>Item 8920 Subject A01i</i>	<i>N 2211</i>	<i>1065</i>	<i>1069</i>	<i>1353</i>	<i>229</i>	<i>369</i>	<i>524</i>	<i>825</i>	<i>493</i>	<i>1814</i>	<i>347</i>	<i>1111</i>	<i>514</i>	<i>215</i>	<i>295</i>	<i>31</i>
D05C: Marijuana?																
1. Yes	16.2	16.4	16.4	13.9	24.4	16.2	13.7	18.7	15.1	15.5	18.2	-	33.8	28.3	34.8	37.1
2. No	20.9	23.0	17.6	21.9	16.9	26.6	23.7	17.6	19.0	18.6	32.6	-	42.5	37.4	42.3	60.6
8. Haven't used in last 12 months	62.8	60.6	66.1	64.1	58.8	57.2	62.5	63.7	65.9	66.0	49.2	100.0	23.7	34.3	22.9	2.3
<i>Item 8930 Subject A01i</i>	<i>N 1983</i>	<i>958</i>	<i>966</i>	<i>1256</i>	<i>183</i>	<i>331</i>	<i>478</i>	<i>718</i>	<i>455</i>	<i>1641</i>	<i>299</i>	<i>999</i>	<i>456</i>	<i>192</i>	<i>272</i>	<i>27</i>
D05D: Hallucinogens (LSD, etc.)?																
1. Yes	1.1	1.4	0.7	0.9	1.0	2.1	0.5	1.0	1.2	1.1	0.4	-	-	0.2	4.5	30.5
2. No	3.4	3.6	2.7	3.5	2.1	3.8	3.9	3.0	3.2	3.0	5.2	-	-	4.7	17.2	31.7
8. Haven't used in last 12 months	95.5	95.0	96.6	95.5	97.0	94.2	95.6	96.0	95.6	95.9	94.3	100.0	100.0	95.0	78.3	37.8
<i>Item 8940 Subject A01i</i>	<i>N 1931</i>	<i>921</i>	<i>955</i>	<i>1221</i>	<i>177</i>	<i>312</i>	<i>465</i>	<i>694</i>	<i>460</i>	<i>1608</i>	<i>281</i>	<i>1000</i>	<i>456</i>	<i>174</i>	<i>234</i>	<i>29</i>
D05E: Amphetamines (uppers)?																
1. Yes	1.5	1.0	1.9	1.6	1.3	1.7	1.2	2.5	0.1	1.3	2.8	-	-	0.7	9.7	28.3
2. No	3.3	3.2	3.3	3.6	2.3	4.6	4.2	2.9	2.2	3.0	5.2	-	-	2.4	21.2	32.6
8. Haven't used in last 12 months	95.2	95.7	94.8	94.8	96.3	93.7	94.6	94.6	97.7	95.7	91.9	100.0	100.0	96.9	69.1	39.2
<i>Item 8950 Subject A01i</i>	<i>N 1888</i>	<i>902</i>	<i>937</i>	<i>1189</i>	<i>175</i>	<i>311</i>	<i>457</i>	<i>680</i>	<i>440</i>	<i>1567</i>	<i>281</i>	<i>999</i>	<i>459</i>	<i>163</i>	<i>206</i>	<i>25</i>
D05F: Tranquilizers?																
1. Yes	0.9	0.7	1.1	0.9	0.7	0.6	1.2	1.3	0.2	0.7	2.0	-	-	0.4	6.1	15.8
2. No	2.5	2.4	2.3	2.6	1.9	2.8	3.5	2.7	1.0	2.0	5.4	-	-	2.2	15.7	35.2
8. Haven't used in last 12 months	96.6	96.9	96.5	96.5	97.4	96.6	95.3	96.0	98.7	97.3	92.6	100.0	100.0	97.4	78.2	49.0
<i>Item 9005 Subject A01i</i>	<i>N 1916</i>	<i>927</i>	<i>933</i>	<i>1206</i>	<i>174</i>	<i>314</i>	<i>464</i>	<i>687</i>	<i>453</i>	<i>1604</i>	<i>277</i>	<i>1000</i>	<i>462</i>	<i>182</i>	<i>218</i>	<i>23</i>
D05G: Sedatives/barbiturates (downers)?																
1. Yes	1.2	1.1	1.4	1.1	1.3	1.1	1.4	1.5	0.6	1.1	1.5	-	-	1.2	6.3	19.3
2. No	5.8	5.6	5.4	6.0	4.6	4.1	7.5	6.3	4.4	5.0	9.4	-	-	14.3	28.0	32.9
8. Haven't used in last 12 months	93.0	93.3	93.2	92.8	94.1	94.7	91.1	92.2	95.0	93.9	89.1	100.0	100.0	84.5	65.7	47.8
<i>Item 8975 Subject A01i</i>	<i>N 2154</i>	<i>1048</i>	<i>1038</i>	<i>1315</i>	<i>224</i>	<i>358</i>	<i>506</i>	<i>809</i>	<i>482</i>	<i>1767</i>	<i>341</i>	<i>1113</i>	<i>508</i>	<i>198</i>	<i>260</i>	<i>31</i>
D05H: Cocaine?																
1. Yes	1.3	1.8	0.9	1.0	1.2	1.5	0.7	1.0	2.5	1.2	2.4	-	-	0.9	6.3	31.8
2. No	1.3	1.4	1.1	1.2	1.2	1.7	2.0	0.8	1.2	0.9	3.5	-	-	0.4	6.8	24.4
8. Haven't used in last 12 months	97.3	96.8	98.0	97.8	97.6	96.8	97.3	98.3	96.3	97.9	94.1	100.0	100.0	98.7	86.8	43.8
<i>Item 8980 Subject A01i</i>	<i>N 1954</i>	<i>934</i>	<i>960</i>	<i>1236</i>	<i>177</i>	<i>322</i>	<i>472</i>	<i>704</i>	<i>455</i>	<i>1631</i>	<i>281</i>	<i>999</i>	<i>460</i>	<i>186</i>	<i>251</i>	<i>26</i>
D05I: Heroin?																
1. Yes	0.3	0.5	0.1	0.1	0.7	-	0.3	0.1	0.8	0.2	0.8	-	-	-	-	30.0
2. No	0.4	0.4	0.3	0.3	0.9	0.6	0.3	0.2	0.7	0.3	1.0	-	-	-	-	31.6
8. Haven't used in last 12 months	99.3	99.2	99.6	99.6	98.5	99.4	99.5	99.6	98.5	99.5	98.2	100.0	100.0	100.0	100.0	38.3
<i>Item 8990 Subject A01i</i>	<i>N 1948</i>	<i>930</i>	<i>958</i>	<i>1235</i>	<i>177</i>	<i>315</i>	<i>471</i>	<i>707</i>	<i>454</i>	<i>1621</i>	<i>284</i>	<i>1000</i>	<i>456</i>	<i>186</i>	<i>254</i>	<i>20</i>
D05J: Other narcotics?																
1. Yes	1.6	2.0	1.2	1.6	2.1	1.6	1.5	1.5	1.8	1.4	3.0	-	-	0.7	10.3	39.3
2. No	2.9	3.0	2.3	3.3	2.0	4.2	4.4	2.7	0.7	2.5	4.8	-	-	4.8	19.2	28.4
8. Haven't used in last 12 months	95.5	95.0	96.5	95.0	95.8	94.2	94.1	95.8	97.5	96.1	92.2	100.0	100.0	94.6	70.5	32.3
<i>Item 9000 Subject A01i</i>	<i>N 1853</i>	<i>890</i>	<i>901</i>	<i>1168</i>	<i>171</i>	<i>304</i>	<i>459</i>	<i>659</i>	<i>431</i>	<i>1558</i>	<i>264</i>	<i>998</i>	<i>456</i>	<i>157</i>	<i>182</i>	<i>26</i>

DESCRIPTIVE RESULTS: 2010

153

QUESTIONNAIRE FORM 3 2010	TOTAL	SEX		RACE		REGION				COLLEGE PLANS?		ILLICIT DRUG USE: LIFETIME				
		M	F	White	Black	NE	NC	S	W	Yes	No	None	Mari- juana Only	Few Pills	More Pills	Any Her- oin
<i>N (Weighted No. of Cases):</i>	2519	1183	1173	1427	268	474	551	952	542	1922	371	1230	578	231	322	35
<i>% of Weighted Total:</i>	100.0	47.0	46.6	56.6	10.6	18.8	21.9	37.8	21.5	76.3	14.7	48.8	23.0	9.2	12.8	1.4
D06: How likely is it that you will use marijuana in the next 12 months?																
1. Definitely will—GO TO Q.D08	14.1	16.7	11.4	15.1	13.8	17.3	16.2	13.3	11.0	12.9	19.5	1.3	20.1	28.1	42.9	57.9
2. Probably will—GO TO Q.D08	10.8	11.1	10.3	10.8	8.8	13.0	11.4	9.0	11.7	10.6	12.3	1.5	25.6	19.5	16.4	14.9
3. Probably will not	14.3	15.1	13.7	14.2	15.8	16.4	13.6	12.0	17.4	14.4	13.2	10.3	22.3	17.6	14.4	19.5
4. Definitely will not	60.7	57.1	64.7	59.9	61.6	53.4	58.8	65.6	59.9	62.0	55.0	86.9	32.0	34.7	26.3	7.7
<i>Item 9010 Subject A04a</i> <i>N</i>	2118	1014	1031	1300	216	346	506	790	477	1750	322	1121	475	198	258	27
D07: Here are some reasons people give for not using marijuana, or for stopping use. Please tell us which reasons are true for you. (Mark all that apply.)																
A. Concerned about possible psychological damage	55.7	52.7	60.2	58.8	50.1	53.8	54.0	54.3	60.8	57.9	41.3	60.0	42.4	54.4	50.6	50.1
B. Concerned about possible physical damage	50.6	48.5	54.3	50.6	52.0	44.7	49.7	51.3	54.3	52.6	37.5	55.7	37.4	50.0	37.3	30.2
C. Concerned about getting arrested	52.2	53.4	52.5	57.7	32.6	52.7	54.3	52.5	49.3	53.2	46.5	53.4	45.9	56.4	57.1	74.8
D. Concerned about becoming addicted to marijuana	46.5	40.6	52.5	46.9	38.2	32.3	47.8	48.7	50.8	48.1	36.3	51.8	31.9	46.7	35.0	8.0
E. It's against my beliefs	43.2	40.9	47.0	47.7	33.3	33.4	44.6	44.7	45.6	45.6	28.6	50.8	23.6	33.0	28.6	31.6
F. Concerned about loss of energy or ambition	40.9	38.5	43.9	41.4	44.3	36.8	37.3	42.2	44.9	42.0	34.0	42.5	36.8	46.0	36.3	50.1
G. Concerned about possible loss of control of myself	47.2	42.9	52.4	48.5	47.5	44.3	47.1	49.2	45.8	49.0	35.6	52.1	32.9	47.1	41.9	14.8
H. It might lead to stronger drugs	47.0	43.1	51.4	48.8	47.0	36.9	46.2	49.4	50.4	49.0	36.2	50.8	36.8	48.4	39.0	32.7
I. Not enjoyable, I didn't like it	23.6	20.8	26.0	22.1	25.3	22.4	21.0	23.9	26.4	23.9	20.9	17.6	40.5	30.0	41.3	54.2
J. My parents would disapprove	60.4	59.5	63.4	64.5	53.8	60.9	62.5	61.4	56.2	62.4	46.9	64.5	56.6	52.6	46.8	8.0
K. My husband/wife (or boyfriend/girlfriend) would disapprove	29.6	30.2	29.7	29.8	29.0	25.8	33.2	29.0	29.3	29.6	30.2	28.6	37.2	28.6	25.9	31.3
L. I don't like being with the people who use it	38.4	35.8	41.8	39.6	35.5	37.3	38.1	37.0	41.7	39.4	34.1	44.0	23.6	31.8	28.6	43.2
M. My friends don't use it	27.5	25.2	30.4	29.8	23.9	30.6	31.7	24.5	26.4	29.4	16.4	32.5	15.0	23.7	17.7	-
N. I might have a bad trip	18.7	18.0	20.0	18.6	19.9	18.8	20.5	18.4	17.5	19.0	17.1	19.4	15.9	21.7	19.2	8.0
O. Too expensive	18.2	24.3	13.5	21.7	6.2	16.5	23.5	14.9	19.7	18.3	19.5	16.9	23.6	18.9	22.8	32.7
P. Not available	6.6	8.2	5.4	6.8	4.8	5.4	8.0	7.1	5.3	6.3	8.6	7.9	3.2	4.6	4.1	19.8
Q. Don't feel like getting high	62.5	60.5	64.8	62.9	52.5	63.5	62.8	59.3	66.6	62.1	62.7	64.0	56.8	64.2	64.6	62.9
<i>Item 9020-9180 Subject A06b</i> <i>N†</i>	1514	696	770	922	155	228	352	579	355	1282	206	1043	238	99	102	8
D08A: Has your use of alcohol ever caused any of the following problems for you?																
Responses to this set of questions are not included because of complexities in the presentation and interpretation of the data.																
<i>Item 9190-9350 Subject A07b</i> <i>N</i>																
D08M: Has your use of marijuana ever caused any of the following problems for you?																
Responses to this set of questions are not included because of complexities in the presentation and interpretation of the data.																
<i>Item 9360-9520 Subject A07b</i> <i>N</i>																
D08O: Has your use of other drugs ever caused any of the following problems for you?																
Responses to this set of questions are not included because of complexities in the presentation and interpretation of the data.																
<i>Item 9530-9690 Subject A07b</i> <i>N</i>																

†=excludes respondents for whom question was inappropriate.

MONITORING THE FUTURE

QUESTIONNAIRE FORM 3 2010	TOTAL	SEX		RACE		REGION				COLLEGE PLANS?		ILLICIT DRUG USE: LIFETIME				
		M	F	White	Black	NE	NC	S	W	Yes	No	None	Mari- juana Only	Few Pills	More Pills	Any Her- oin
<i>N (Weighted No. of Cases):</i> <i>% of Weighted Total:</i>	2519 100.0	1183 47.0	1173 46.6	1427 56.6	268 10.6	474 18.8	551 21.9	952 37.8	542 21.5	1922 76.3	371 14.7	1230 48.8	578 23.0	231 9.2	322 12.8	35 1.4
E01: How many of your friends would you estimate . . .																
E01A: Smoke cigarettes?																
1. None	20.0	19.8	21.0	17.0	35.3	19.1	16.3	19.5	25.6	20.7	17.8	30.3	12.8	6.6	5.1	-
2. A few	37.8	36.4	38.2	37.0	35.1	39.3	39.3	36.7	36.9	40.1	27.6	42.0	41.3	31.1	25.6	2.5
3. Some	27.1	27.9	26.9	29.3	15.6	29.8	27.8	26.0	26.2	27.2	25.3	21.3	29.0	43.6	33.7	33.4
4. Most	13.4	13.7	12.9	15.4	11.2	9.4	15.0	16.5	9.5	10.7	26.0	5.8	14.2	17.4	34.0	39.1
5. All	1.6	2.2	1.0	1.2	2.8	2.3	1.5	1.3	1.8	1.3	3.3	0.5	2.7	1.3	1.6	25.0
<i>Item 7070 Subject A02a</i>	<i>N 2168</i>	<i>1044</i>	<i>1047</i>	<i>1326</i>	<i>222</i>	<i>344</i>	<i>520</i>	<i>819</i>	<i>486</i>	<i>1775</i>	<i>344</i>	<i>1105</i>	<i>495</i>	<i>214</i>	<i>281</i>	<i>31</i>
E01B: Smoke marijuana (pot, weed) or hashish?																
1. None	18.7	17.5	20.4	17.1	24.2	13.6	19.8	19.4	19.8	19.3	16.3	31.1	4.4	7.6	4.6	-
2. A few	31.4	31.2	31.9	34.4	24.8	24.2	33.7	33.9	29.7	32.5	27.3	40.7	25.8	18.1	19.3	12.1
3. Some	25.0	24.5	24.5	26.0	15.8	28.7	22.1	25.3	24.7	25.4	23.3	19.4	34.2	37.1	23.8	14.9
4. Most	20.3	21.6	19.4	18.7	26.7	29.4	20.0	16.2	21.3	19.1	25.9	7.9	30.6	27.8	40.8	43.9
5. All	4.6	5.3	3.8	3.8	8.6	4.2	4.4	5.1	4.4	3.6	7.2	1.0	4.9	9.5	11.4	29.1
<i>Item 7080 Subject A02a</i>	<i>N 2170</i>	<i>1046</i>	<i>1046</i>	<i>1329</i>	<i>222</i>	<i>344</i>	<i>521</i>	<i>820</i>	<i>485</i>	<i>1775</i>	<i>345</i>	<i>1104</i>	<i>495</i>	<i>217</i>	<i>282</i>	<i>31</i>
E01C: Take “crack” cocaine?																
1. None	85.3	86.1	84.9	86.6	89.6	84.6	84.4	88.1	82.0	85.7	83.7	87.3	90.7	77.6	76.5	49.1
2. A few	11.3	11.0	11.0	10.7	7.7	12.0	12.5	9.6	12.2	11.0	11.6	9.4	7.4	19.7	19.5	18.4
3. Some	2.3	1.5	3.2	2.2	0.5	1.5	2.0	1.7	4.1	2.1	3.3	2.6	1.0	0.7	3.4	12.9
4. Most	0.3	0.4	0.3	0.2	0.9	0.7	0.3	0.1	0.6	0.3	0.3	0.3	0.3	0.3	0.4	4.7
5. All	0.8	1.0	0.7	0.3	1.3	1.2	0.7	0.5	1.1	0.8	1.0	0.4	0.6	1.8	0.2	14.9
<i>Item 7151 Subject A02a</i>	<i>N 2155</i>	<i>1036</i>	<i>1042</i>	<i>1316</i>	<i>222</i>	<i>338</i>	<i>518</i>	<i>817</i>	<i>483</i>	<i>1766</i>	<i>340</i>	<i>1104</i>	<i>488</i>	<i>214</i>	<i>277</i>	<i>31</i>
E01D: Take cocaine powder?																
1. None	81.5	81.9	81.4	82.0	88.6	79.6	82.2	83.9	77.9	82.5	76.9	86.9	88.5	70.6	60.1	34.1
2. A few	14.1	14.0	14.0	14.8	8.5	15.6	14.0	12.6	15.8	13.3	17.7	9.4	9.2	26.0	32.5	29.5
3. Some	2.7	1.9	3.4	2.4	1.3	3.0	2.5	1.9	4.0	2.6	3.2	2.3	1.6	1.5	6.4	9.3
4. Most	0.6	0.7	0.5	0.4	-	0.4	0.4	0.3	1.2	0.5	1.2	0.5	0.1	0.5	0.3	10.7
5. All	1.1	1.5	0.7	0.4	1.6	1.3	0.8	1.2	1.2	1.2	1.0	0.9	0.6	1.5	0.7	16.4
<i>Item 23990 Subject A02a</i>	<i>N 2137</i>	<i>1033</i>	<i>1027</i>	<i>1307</i>	<i>219</i>	<i>335</i>	<i>514</i>	<i>804</i>	<i>484</i>	<i>1752</i>	<i>337</i>	<i>1087</i>	<i>487</i>	<i>214</i>	<i>276</i>	<i>31</i>
E01E: Drink alcoholic beverages (liquor, beer, wine)?																
1. None	10.5	10.8	10.3	8.3	18.0	9.6	10.1	9.9	12.3	10.3	11.5	15.8	5.1	2.6	3.7	1.7
2. A few	12.9	12.8	13.1	12.6	14.7	5.9	11.5	15.1	15.9	13.6	10.5	19.2	7.6	4.7	4.9	1.6
3. Some	20.6	19.5	22.7	20.0	19.2	16.7	19.5	22.0	22.3	21.7	16.7	24.8	17.6	18.2	15.5	2.0
4. Most	38.0	38.9	36.5	41.8	29.5	43.7	41.5	36.0	33.9	38.5	35.4	31.6	47.1	48.1	42.1	32.1
5. All	17.9	18.0	17.4	17.3	18.7	24.1	17.4	17.0	15.6	15.9	25.9	8.6	22.7	26.5	33.9	62.6
<i>Item 7190 Subject A02a</i>	<i>N 2150</i>	<i>1032</i>	<i>1040</i>	<i>1321</i>	<i>219</i>	<i>341</i>	<i>519</i>	<i>805</i>	<i>485</i>	<i>1763</i>	<i>338</i>	<i>1093</i>	<i>489</i>	<i>215</i>	<i>279</i>	<i>31</i>
E01F: Get drunk at least once a week?																
1. None	24.4	22.4	26.6	21.8	34.3	20.8	20.4	25.8	28.7	25.2	21.1	33.9	15.7	10.6	12.4	10.4
2. A few	27.1	28.3	26.0	27.4	27.6	21.4	26.1	31.1	25.6	27.3	27.1	31.7	24.6	24.0	17.0	12.7
3. Some	25.4	26.8	24.0	27.2	17.4	30.2	27.3	22.8	24.4	26.4	20.0	21.3	30.9	37.0	27.0	3.4
4. Most	17.5	16.5	18.0	18.7	13.9	20.0	20.1	15.4	16.2	16.4	22.4	10.3	23.0	22.1	31.2	36.9
5. All	5.7	6.0	5.3	4.8	6.9	7.6	6.1	4.8	5.2	4.7	9.4	2.8	5.9	6.2	12.4	36.6
<i>Item 7200 Subject A02a</i>	<i>N 2151</i>	<i>1033</i>	<i>1040</i>	<i>1321</i>	<i>218</i>	<i>340</i>	<i>520</i>	<i>806</i>	<i>485</i>	<i>1764</i>	<i>337</i>	<i>1093</i>	<i>491</i>	<i>214</i>	<i>279</i>	<i>31</i>
E02: If you have smoked one or more cigarettes in the last 30 days, please answer this question. (If not, skip to Q.E03.)																

DESCRIPTIVE RESULTS: 2010

155

QUESTIONNAIRE FORM 3 2010	TOTAL	SEX		RACE		REGION				COLLEGE PLANS?		ILLICIT DRUG USE: LIFETIME					
		M	F	White	Black	NE	NC	S	W	Yes	No	None	Mari- juana Only	Few Pills	More Pills	Any Her- oin	
<i>N (Weighted No. of Cases):</i>	2519	1183	1173	1427	268	474	551	952	542	1922	371	1230	578	231	322	35	
<i>% of Weighted Total:</i>	100.0	47.0	46.6	56.6	10.6	18.8	21.9	37.8	21.5	76.3	14.7	48.8	23.0	9.2	12.8	1.4	
What brand of cigarettes do you usually smoke? (Brands are in alphabetical order. Mark only one)																	
01. Basic	2.0	0.3	2.1	1.9	2.2	-	5.3	1.3	-	1.1	4.3	5.3	1.0	3.1	0.5	-	
02. Benson & Hedges	-	-	-	-	-	-	-	-	-	-	-	-	-	-	-	-	
03. Black & Whites	0.3	0.6	-	-	3.6	2.1	-	-	-	-	1.0	-	1.0	-	-	-	
04. Cambridge	-	-	-	-	-	-	-	-	-	-	-	-	-	-	-	-	
05. Camel	14.5	14.7	16.1	15.2	3.1	3.0	16.2	12.0	25.9	13.6	17.8	10.2	14.6	23.5	11.4	23.1	
06. Capri	0.2	-	-	-	-	-	-	-	1.3	0.4	-	-	-	-	-	3.4	
07. Carlton	-	-	-	-	-	-	-	-	-	-	-	-	-	-	-	-	
08. Doral	0.3	0.6	-	0.4	-	-	-	0.7	-	-	-	-	-	1.8	-	-	
09. GPC	-	-	-	-	-	-	-	-	-	-	-	-	-	-	-	-	
10. Kent	0.1	-	-	-	-	-	0.5	-	-	-	-	-	-	-	0.4	-	
11. Kool	3.3	2.0	2.6	1.5	10.5	-	5.7	4.2	-	3.3	3.6	2.4	1.1	4.3	4.9	-	
12. Marlboro	46.7	50.1	45.0	53.8	18.0	54.9	47.4	49.9	32.4	47.2	46.0	54.4	39.8	41.4	53.6	42.5	
13. Merit	0.1	-	0.3	0.2	-	-	-	-	0.6	0.2	-	-	0.4	-	-	-	
14. Misty	-	-	-	-	-	-	-	-	-	-	-	-	-	-	-	-	
15. Monarch	-	-	-	-	-	-	-	-	-	-	-	-	-	-	-	-	
16. More	-	-	-	-	-	-	-	-	-	-	-	-	-	-	-	-	
17. Newport	15.3	15.2	15.2	12.0	36.6	21.6	15.3	17.5	6.1	13.8	16.0	4.6	19.6	12.8	17.0	13.1	
18. Pall Mall	0.9	0.8	1.1	1.3	-	3.0	-	1.2	-	0.6	1.8	-	2.1	2.1	-	-	
19. Parliament	1.0	-	2.2	1.0	-	1.0	-	2.1	-	1.5	-	-	0.6	0.8	2.1	-	
20. Salem	0.3	0.6	-	0.4	-	-	1.0	-	-	0.4	-	-	-	-	0.8	-	
21. Vantage	-	-	-	-	-	-	-	-	-	-	-	-	-	-	-	-	
22. Virginia Slims	0.5	-	1.1	0.7	-	-	1.8	-	-	0.7	-	-	1.8	-	-	-	
23. Winston	-	-	-	-	-	-	-	-	-	-	-	-	-	-	-	-	
24. Other	5.1	4.7	6.2	3.8	-	2.1	1.8	2.1	18.8	6.5	2.5	8.5	7.3	2.6	2.3	12.7	
25. No usual brand	9.3	10.5	8.1	7.9	26.1	12.3	4.9	8.9	14.8	10.7	6.9	14.5	10.6	7.8	7.0	5.2	
<i>Item 30065 Subject A011</i>	<i>N†</i>	332	164	150	227	26	44	90	136	61	226	92	42	89	54	114	23
E03: There has been talk about shortages of energy, food, and raw materials in this country. Do you think that in the coming years we will have plenty to meet our needs, a sufficient amount, or will we have to consume less?																	
1. Plenty to meet our needs	16.9	21.2	11.2	17.6	14.0	16.1	17.9	19.1	12.5	16.7	17.8	18.2	13.5	16.2	14.1	35.2	
2. A sufficient amount	47.0	46.6	47.9	47.6	50.5	49.5	49.5	45.7	44.7	46.1	51.2	48.2	50.8	43.7	42.0	35.1	
3. Will have to consume less	36.2	32.2	40.9	34.8	35.5	34.4	32.6	35.2	42.8	37.2	31.0	33.6	35.7	40.1	43.9	29.6	
<i>Item 9750 Subject F05</i>	<i>N</i>	2066	1002	990	1284	198	331	493	774	469	1718	305	1056	463	208	268	31
E04: The questions in this section deal with population problems. How much do you agree or disagree with each statement?																	
E04A: Our government should help other countries to control their population																	
1. Disagree	31.6	36.3	26.3	33.9	26.4	30.6	35.5	31.4	28.2	30.1	38.0	32.0	32.2	23.4	34.9	18.0	
2. Mostly disagree	16.7	17.0	16.6	18.3	19.6	18.3	18.4	16.3	14.6	17.4	14.9	17.2	18.0	18.9	13.2	13.4	
3. Neither	32.0	27.8	36.5	30.7	31.0	32.4	27.0	31.7	37.4	32.5	28.1	31.2	31.8	38.6	29.7	40.4	
4. Mostly agree	12.7	11.4	14.2	12.1	9.6	11.9	12.2	12.4	14.1	13.2	10.8	12.3	11.2	15.7	15.2	10.6	
5. Agree	7.1	7.5	6.4	5.0	13.4	6.8	6.9	8.2	5.7	6.8	8.2	7.3	6.7	3.5	7.0	17.6	
<i>Item 9760 Subject E01, H02</i>	<i>N</i>	2108	1015	1017	1299	215	323	511	797	477	1737	327	1091	474	204	268	31
E04B: Governments should avoid making policy about population and let the individual decide																	
1. Disagree	13.8	14.4	12.2	13.6	14.8	11.8	12.5	16.2	12.5	12.7	19.1	13.5	14.6	11.4	16.5	2.7	
2. Mostly disagree	15.6	18.1	12.5	16.5	9.7	20.2	14.3	13.4	17.3	15.9	13.5	14.0	17.0	18.2	18.4	9.8	
3. Neither	36.9	33.6	40.7	36.1	40.1	38.2	36.2	37.3	36.0	36.7	36.5	36.5	38.1	37.6	34.0	38.7	
4. Mostly agree	19.1	17.0	22.0	20.3	16.9	16.3	21.7	18.6	19.1	20.3	14.5	19.5	18.0	22.1	19.3	20.4	
5. Agree	14.6	16.9	12.6	13.6	18.5	13.5	15.2	14.4	15.1	14.5	16.4	16.6	12.3	10.8	11.8	28.4	
<i>Item 9770 Subject E01, H02</i>	<i>N</i>	2098	1010	1013	1296	213	321	507	796	474	1728	327	1087	473	204	266	30

†=excludes respondents for whom question was inappropriate.

QUESTIONNAIRE FORM 3 2010	TOTAL	SEX		RACE		REGION				COLLEGE PLANS?		ILLICIT DRUG USE: LIFETIME				
		M	F	White	Black	NE	NC	S	W	Yes	No	None	Mari- juana Only	Few Pills	More Pills	Any Her- oin
<i>N (Weighted No. of Cases):</i>	2519	1183	1173	1427	268	474	551	952	542	1922	371	1230	578	231	322	35
<i>% of Weighted Total:</i>	100.0	47.0	46.6	56.6	10.6	18.8	21.9	37.8	21.5	76.3	14.7	48.8	23.0	9.2	12.8	1.4
E04C: I feel strongly enough about preventing overpopulation that I'd be willing to limit my family to two children																
1. Disagree	27.9	26.9	28.2	28.1	32.1	25.6	28.3	30.7	24.1	27.5	31.4	31.2	26.6	22.1	21.0	16.9
2. Mostly disagree	12.7	12.0	13.3	12.3	10.1	13.9	15.0	10.8	12.6	12.8	12.4	11.9	14.2	13.4	13.8	7.6
3. Neither	33.0	31.6	34.4	32.0	31.2	36.7	29.3	31.2	37.5	32.5	34.5	31.7	33.8	40.0	31.5	39.1
4. Mostly agree	13.2	14.3	12.8	13.6	11.6	10.6	15.2	13.3	12.8	14.3	8.4	12.4	14.7	9.5	17.7	6.5
5. Agree	13.2	15.1	11.3	14.0	15.1	13.2	12.3	14.0	13.0	12.9	13.4	12.9	10.6	15.0	15.9	29.8
<i>Item 9780 Subject E01</i>	<i>N</i> 2099	1009	1015	1297	213	322	509	796	472	1727	327	1087	473	202	267	30
E05: How important is each of the following for being looked up to or having high status in your school?																
E05A: Coming from the right family																
1. No importance	22.6	23.7	21.5	19.7	26.5	22.6	19.9	22.6	25.6	21.5	25.8	22.9	21.1	20.6	26.7	6.5
2. Little importance	20.8	18.9	22.8	23.4	12.0	19.5	18.6	20.0	25.7	21.5	16.7	20.3	22.7	21.5	20.7	14.6
3. Moderate importance	26.3	27.0	25.8	28.2	26.9	28.0	27.7	27.2	22.1	26.5	27.1	27.2	26.0	27.3	22.6	33.0
4. Great importance	14.8	13.7	15.9	15.2	11.4	15.2	17.5	13.9	13.2	15.2	13.8	14.4	13.8	16.7	15.9	16.7
5. Very great importance	15.4	16.6	14.0	13.6	23.1	14.7	16.4	16.2	13.4	15.3	16.7	15.1	16.4	14.0	14.1	29.2
<i>Item 13580 Subject B04</i>	<i>N</i> 2102	1011	1017	1293	216	324	511	801	466	1731	324	1090	469	204	270	31
E05B: Being a leader in student activities																
1. No importance	10.9	11.6	9.6	9.7	10.4	9.5	12.4	10.6	10.8	8.7	19.4	10.0	10.7	8.4	16.5	8.7
2. Little importance	15.0	15.1	14.4	15.9	13.2	16.4	11.6	14.7	18.2	15.0	14.8	14.5	15.0	15.6	16.4	25.6
3. Moderate importance	30.3	31.5	29.6	32.9	25.7	31.6	31.8	29.8	28.5	30.6	29.6	30.4	31.8	28.6	30.7	20.2
4. Great importance	26.6	25.6	28.3	27.7	20.9	26.5	28.6	25.9	25.7	28.1	20.3	27.6	23.0	34.3	23.4	14.0
5. Very great importance	17.2	16.2	18.1	13.8	29.7	16.0	15.6	18.9	16.9	17.6	15.9	17.5	19.5	13.0	13.1	31.5
<i>Item 13590 Subject B04, M05</i>	<i>N</i> 2102	1010	1018	1294	216	326	511	799	465	1733	323	1090	468	205	269	31
E05C: Having a nice car																
1. No importance	23.4	20.9	25.6	21.4	23.2	24.8	20.4	23.4	25.5	23.2	22.3	24.9	22.3	21.7	21.1	11.4
2. Little importance	26.2	25.5	26.4	28.9	20.4	28.4	27.4	22.6	29.4	27.2	20.6	27.4	24.3	21.9	27.8	24.1
3. Moderate importance	27.3	27.1	27.9	27.7	24.6	25.0	27.6	27.9	27.5	27.2	29.1	27.3	26.3	33.8	25.7	9.6
4. Great importance	13.4	14.6	12.6	14.3	15.0	14.6	14.1	14.2	10.4	13.4	13.4	12.4	14.2	14.7	14.2	27.4
5. Very great importance	9.8	12.0	7.4	7.7	16.8	7.2	10.4	11.9	7.2	9.0	14.6	7.9	12.9	7.9	11.1	27.5
<i>Item 13600 Subject B04, F01</i>	<i>N</i> 2094	1007	1012	1289	215	324	512	793	464	1729	319	1084	470	205	267	31
E05D: Getting good grades																
1. No importance	7.2	7.7	6.4	6.8	5.0	8.4	7.1	7.7	5.8	5.8	14.7	6.3	7.7	3.4	12.7	0.6
2. Little importance	14.8	16.8	12.3	17.3	10.0	11.8	14.7	15.3	16.4	14.6	15.0	13.0	12.0	21.5	22.3	26.4
3. Moderate importance	28.5	29.3	27.4	31.3	17.9	29.0	29.4	28.5	27.1	28.7	29.1	27.1	29.6	33.0	29.1	36.0
4. Great importance	25.6	23.9	27.9	27.2	20.0	29.9	26.5	22.5	27.0	27.2	16.4	28.8	26.4	21.7	18.0	8.5
5. Very great importance	23.8	22.3	26.0	17.4	47.1	21.0	22.4	26.0	23.6	23.8	24.7	24.8	24.3	20.3	17.8	28.5
<i>Item 13610 Subject B04</i>	<i>N</i> 2096	1006	1015	1290	216	325	512	796	463	1729	320	1088	469	205	266	31
E05E: Being a good athlete																
1. No importance	9.8	8.3	10.3	8.1	9.8	9.9	7.6	9.5	12.5	8.0	17.2	9.9	9.0	6.8	11.8	11.3
2. Little importance	9.1	6.9	10.8	7.7	9.3	8.9	9.6	8.6	9.7	8.5	11.6	7.6	10.1	12.2	12.4	9.5
3. Moderate importance	23.7	25.2	23.4	24.9	17.8	19.9	20.9	24.0	28.6	23.8	24.1	25.0	22.4	16.8	24.6	26.7
4. Great importance	30.9	32.2	29.8	34.0	26.7	35.6	31.5	30.4	27.9	32.3	24.8	32.5	29.1	38.3	23.5	18.9
5. Very great importance	26.6	27.4	25.8	25.3	36.3	25.7	30.4	27.5	21.2	27.4	22.3	25.1	29.4	25.9	27.7	33.6
<i>Item 13620 Subject B04</i>	<i>N</i> 2094	1008	1011	1285	217	322	512	796	464	1730	317	1089	465	203	266	31
E05F: Knowing a lot about intellectual matters																
1. No importance	11.7	11.6	11.5	11.0	11.4	12.2	9.8	12.6	12.0	10.4	16.6	11.6	11.3	8.1	16.2	3.2
2. Little importance	21.3	20.8	21.4	24.5	11.5	20.7	24.7	20.7	18.7	21.4	20.8	21.6	17.6	24.1	24.9	23.7
3. Moderate importance	33.9	33.9	34.1	35.7	32.8	35.3	32.9	33.0	35.8	34.7	31.2	31.9	36.2	45.4	28.8	46.5
4. Great importance	20.3	19.4	21.5	20.7	15.3	19.4	20.8	18.8	22.8	20.9	18.0	20.7	22.4	14.6	19.8	13.0
5. Very great importance	12.8	14.2	11.6	8.0	29.0	12.4	11.8	14.9	10.7	12.7	13.3	14.3	12.4	7.8	10.3	13.6
<i>Item 13630 Subject B04</i>	<i>N</i> 2095	1008	1013	1289	215	324	512	796	463	1730	319	1087	469	203	267	31

DESCRIPTIVE RESULTS: 2010

157

QUESTIONNAIRE FORM 3 2010	TOTAL	SEX		RACE		REGION				COLLEGE PLANS?		ILLICIT DRUG USE: LIFETIME				
		M	F	White	Black	NE	NC	S	W	Yes	No	None	Mari- juana Only	Few Pills	More Pills	Any Her- oin
<i>N (Weighted No. of Cases):</i>	2519	1183	1173	1427	268	474	551	952	542	1922	371	1230	578	231	322	35
<i>% of Weighted Total:</i>	100.0	47.0	46.6	56.6	10.6	18.8	21.9	37.8	21.5	76.3	14.7	48.8	23.0	9.2	12.8	1.4
E05G: Planning to go to college																
1. No importance	9.0	11.2	6.5	8.8	8.7	9.5	8.0	9.6	8.8	6.9	19.3	8.4	8.8	7.9	12.4	-
2. Little importance	11.7	12.6	10.6	13.6	2.9	6.7	11.5	12.4	14.4	11.1	15.0	10.0	10.7	13.8	18.1	28.9
3. Moderate importance	24.7	25.3	24.4	26.6	18.1	23.1	27.3	24.2	23.7	24.2	28.5	23.4	24.6	31.4	24.8	30.3
4. Great importance	23.8	23.0	24.4	24.9	21.8	26.3	22.6	23.6	23.5	25.0	18.0	25.6	23.7	25.5	19.8	8.6
5. Very great importance	30.8	28.0	34.2	26.2	48.5	34.3	30.6	30.2	29.7	32.8	19.2	32.6	32.1	21.4	24.9	32.2
<i>Item 13640 Subject B04</i>	<i>N</i> 2092	1006	1011	1284	214	322	512	795	463	1731	314	1084	465	203	267	31
E06: How about using drugs (other than marijuana or alcohol)—does that cause a student to be looked up to or looked down on among the majority of students in your school?																
1. Looked down on a lot	21.5	21.9	21.5	22.0	25.1	17.2	19.0	24.8	21.7	22.1	19.0	24.8	21.2	16.6	14.7	8.7
2. Looked down on some	17.9	17.7	18.4	19.3	16.4	17.2	25.0	15.4	15.1	18.2	17.3	18.6	15.8	26.2	15.8	0.6
3. Neither, or mixed	51.1	49.7	51.8	49.6	46.1	52.3	48.1	51.7	52.7	51.4	48.6	49.8	54.5	44.3	54.1	58.1
4. Looked up to some	6.9	7.8	6.2	7.3	6.6	10.4	5.6	6.1	7.1	6.0	10.8	4.9	6.3	10.8	11.6	17.7
5. Looked up to a lot	2.5	3.0	2.0	1.8	5.7	2.9	2.3	2.0	3.4	2.2	4.3	2.0	2.3	2.0	3.7	14.9
<i>Item 13650 Subject A12b</i>	<i>N</i> 2073	999	998	1282	207	320	506	788	459	1717	311	1064	471	199	268	31
E07: About how many hours a week do you spend using a computer . . .																
E07A: . . . doing school work?																
1. None	11.3	12.6	9.4	9.9	16.4	8.2	8.6	17.0	6.7	8.3	25.0	10.0	12.6	8.0	14.5	18.1
2. Less than 1 hour	18.8	21.8	16.0	19.6	18.7	18.9	20.4	19.8	15.2	17.8	24.6	19.5	17.4	19.8	18.9	18.2
3. 1-2 hours	32.0	30.5	33.6	30.2	29.2	34.6	28.6	30.7	36.2	33.3	25.3	31.0	32.1	31.9	35.0	26.9
4. 3-5 hours	21.7	19.5	23.9	24.1	14.8	20.3	24.5	19.4	23.9	23.4	13.4	20.7	24.1	26.8	20.2	18.4
5. 6-9 hours	9.7	9.5	9.9	11.2	10.2	11.4	10.7	7.3	11.6	10.7	4.9	11.0	8.4	9.3	7.2	16.3
6. 10-19 hours	2.9	2.7	3.3	2.4	3.2	3.8	3.6	2.6	2.1	3.0	2.7	3.4	1.9	3.5	1.7	-
7. 20-29 hours	1.6	1.6	1.6	1.2	3.6	0.4	1.5	1.4	2.7	1.6	1.7	2.5	0.7	-	0.6	-
8. 30-39 hours	0.6	0.5	0.6	0.7	0.6	0.7	0.9	0.1	1.0	0.4	1.2	0.8	0.4	0.4	0.1	-
9. 40 or more	1.4	1.3	1.6	0.8	3.2	1.7	1.3	1.8	0.7	1.5	1.1	0.9	2.3	0.3	1.8	2.0
<i>Item 29930 Subject B01, C09</i>	<i>N</i> 2090	1007	1006	1287	215	323	510	799	458	1721	320	1082	463	202	270	31
E07B: . . . at your job, if you have one?																
1. None	79.2	79.2	79.7	78.6	81.9	80.8	79.0	78.0	80.6	79.9	76.0	80.8	78.6	78.9	78.6	46.9
2. Less than 1 hour	6.2	6.7	5.7	6.8	4.6	6.6	6.8	6.1	5.4	6.3	4.7	6.2	6.0	6.5	5.7	15.1
3. 1-2 hours	3.6	3.7	3.2	4.0	1.6	3.2	3.2	4.8	2.3	2.8	8.2	2.8	4.5	3.3	4.8	0.6
4. 3-5 hours	2.9	2.4	3.5	2.9	2.9	1.4	4.0	3.4	1.9	3.0	1.9	2.3	2.4	4.2	4.7	3.5
5. 6-9 hours	2.7	2.7	2.8	2.8	2.1	3.0	3.0	2.3	3.1	2.6	3.7	2.5	3.7	2.0	1.1	18.4
6. 10-19 hours	2.3	1.7	2.6	2.9	1.0	2.7	1.5	1.8	3.7	2.3	2.4	2.5	1.0	3.5	2.1	10.4
7. 20-29 hours	2.1	2.5	1.7	1.5	3.5	0.7	1.9	2.9	2.2	2.1	2.7	2.3	2.3	1.2	1.2	3.5
8. 30-39 hours	0.3	0.2	0.2	0.1	0.5	0.3	0.2	0.2	0.4	0.3	-	0.2	0.3	0.4	0.3	-
9. 40 or more	0.7	0.9	0.4	0.5	2.0	1.2	0.5	0.6	0.5	0.7	0.3	0.3	1.1	-	1.5	1.6
<i>Item 29940 Subject C01, C09</i>	<i>N</i> 1991	968	953	1230	206	307	498	762	424	1631	316	1017	445	192	269	30
E07C: . . . doing other things?																
1. None	8.4	9.9	6.8	6.5	14.0	6.2	7.7	10.6	7.0	6.5	17.0	7.8	10.4	5.0	8.9	0.6
2. Less than 1 hour	8.2	7.1	9.5	8.2	3.2	5.8	7.6	8.2	10.3	7.7	9.9	7.9	8.0	13.6	7.3	-
3. 1-2 hours	17.4	17.0	18.2	18.0	15.6	17.4	19.8	15.1	18.8	17.6	17.4	17.9	16.6	20.4	16.3	12.0
4. 3-5 hours	23.3	20.4	25.8	23.8	21.5	23.7	22.5	25.6	20.0	23.6	21.7	24.6	22.3	21.4	20.5	33.3
5. 6-9 hours	15.9	15.9	15.7	17.5	12.7	18.7	18.7	13.2	15.4	17.2	10.0	15.2	17.7	14.8	17.4	14.7
6. 10-19 hours	11.3	10.5	11.9	12.2	9.6	11.8	10.9	11.2	11.7	12.3	6.5	11.2	10.4	14.6	11.5	2.7
7. 20-29 hours	7.6	9.2	6.2	7.3	10.4	8.2	6.5	8.3	7.4	7.8	7.4	8.3	6.2	5.0	7.8	16.7
8. 30-39 hours	1.9	2.4	1.5	1.9	0.9	3.1	1.6	1.3	2.6	2.0	1.1	2.1	1.8	0.7	2.4	3.6
9. 40 or more	5.9	7.5	4.4	4.7	12.2	5.1	4.7	6.6	6.8	5.3	9.1	5.0	6.6	4.4	7.8	16.4
<i>Item 29950 Subject C07, C09</i>	<i>N</i> 2082	1007	1002	1287	211	321	510	793	459	1717	322	1079	463	202	269	31

QUESTIONNAIRE FORM 3 2010	TOTAL	SEX		RACE		REGION				COLLEGE PLANS?		ILLICIT DRUG USE: LIFETIME				
		M	F	White	Black	NE	NC	S	W	Yes	No	None	Mari- juana Only	Few Pills	More Pills	Any Her- oin
<i>N (Weighted No. of Cases):</i>	2519	1183	1173	1427	268	474	551	952	542	1922	371	1230	578	231	322	35
<i>% of Weighted Total:</i>	100.0	47.0	46.6	56.6	10.6	18.8	21.9	37.8	21.5	76.3	14.7	48.8	23.0	9.2	12.8	1.4
E08: Not counting work for school or a job, about how many hours a week do you spend on the Internet e-mailing, instant messaging, gaming, shopping, searching, downloading music, etc.?																
1. None	6.9	8.5	5.1	5.4	12.2	5.2	6.0	8.2	6.6	4.8	17.0	6.2	8.7	4.8	7.2	4.5
2. Less than 1	10.2	9.4	11.1	10.2	4.9	7.4	8.1	12.3	11.1	10.0	11.1	10.4	9.1	13.5	10.5	6.4
3. 1-2 hours	17.6	14.9	21.0	19.1	15.1	16.4	19.4	16.7	17.9	17.6	18.6	17.9	14.8	20.9	20.4	11.5
4. 3-5 hours	22.5	20.8	24.5	23.3	19.6	20.6	24.0	22.5	21.9	22.9	19.4	23.6	23.5	13.3	23.3	23.6
5. 6-9 hours	15.8	17.1	14.3	16.2	16.0	21.9	14.6	15.0	14.1	16.0	14.6	14.4	16.6	19.6	17.2	14.8
6. 10-19 hours	12.5	12.5	11.9	12.7	12.9	13.6	14.2	10.9	12.7	13.9	6.3	12.8	13.3	14.5	10.2	3.2
7. 20-29 hours	6.8	7.1	6.7	7.5	4.2	7.8	5.6	6.8	7.4	7.1	4.6	6.9	6.0	7.7	5.6	17.3
8. 30-39 hours	2.3	2.9	1.9	2.0	1.5	1.6	3.0	1.9	2.8	2.2	2.5	2.5	2.3	1.9	1.7	2.1
9. 40 or more	5.5	7.0	3.7	3.5	13.6	5.5	5.1	5.7	5.6	5.3	6.0	5.3	5.6	3.8	3.9	16.6
<i>Item 31680 Subject C07, C09</i>	<i>N</i> 2062	990	995	1270	210	315	510	785	452	1696	318	1066	457	199	268	31
E09: About how many hours a week do you spend. . .																
E09A: . . . playing electronic games on a computer, TV, phone, or other device?																
1. None	15.2	10.4	19.4	14.2	16.1	14.9	11.2	18.4	14.0	14.2	19.5	14.9	17.1	9.1	16.4	7.5
2. Less than 1	14.2	12.2	16.9	14.7	11.3	15.9	14.7	12.9	14.7	14.2	14.2	15.0	11.2	22.2	10.2	16.8
3. 1-2 hours	17.2	17.4	17.9	19.7	10.2	17.7	18.7	14.8	19.9	17.4	15.9	17.1	14.6	24.4	17.5	13.6
4. 3-5 hours	16.8	17.6	15.3	16.2	17.3	15.0	15.1	18.8	16.6	16.0	19.8	16.3	16.6	13.2	22.7	13.1
5. 6-9 hours	12.9	14.6	10.6	13.3	10.0	12.6	16.9	11.4	10.2	13.7	9.1	13.3	13.4	9.2	13.8	15.0
6. 10-19 hours	8.5	10.6	6.3	9.0	8.8	6.8	8.2	8.9	9.4	9.0	5.8	8.5	8.1	9.6	8.5	8.0
7. 20-29 hours	6.0	6.5	5.2	5.7	8.8	8.7	6.7	5.3	3.9	6.3	4.8	5.9	6.7	6.4	4.8	12.2
8. 30-39 hours	2.0	3.1	0.9	2.1	2.1	2.6	1.8	2.0	1.5	2.1	1.6	2.3	2.4	0.7	1.0	-
9. 40 or more	7.4	7.4	7.6	5.1	15.4	5.9	6.8	7.3	9.9	7.1	9.2	6.8	10.0	5.1	5.0	13.9
<i>Item 31990 Subject C07, C09</i>	<i>N</i> 1952	955	926	1240	209	319	513	788	332	1615	292	1021	426	189	249	28
E09B: . . . texting on a cell phone?																
1. None	8.4	10.3	6.4	7.2	8.9	5.5	8.8	9.1	8.7	6.7	16.6	9.9	6.7	4.7	6.9	2.1
2. Less than 1	9.6	10.7	8.3	10.2	3.8	7.3	9.0	9.2	12.6	10.5	5.3	12.2	5.9	9.4	6.8	-
3. 1-2 hours	12.6	14.9	10.7	13.8	4.4	10.9	14.1	10.0	16.7	13.5	8.9	14.4	10.8	13.5	9.2	3.0
4. 3-5 hours	14.6	17.0	12.7	15.1	9.9	16.6	14.8	15.3	11.5	14.9	13.8	14.6	12.5	16.6	15.8	14.2
5. 6-9 hours	11.8	10.5	12.3	13.0	12.8	10.2	14.1	11.1	11.5	11.9	11.1	11.4	13.3	9.7	13.6	13.6
6. 10-19 hours	9.8	9.0	10.5	11.1	6.8	16.2	8.5	9.0	8.1	10.1	8.1	8.6	10.9	13.0	11.8	2.6
7. 20-29 hours	6.9	7.5	6.6	7.5	5.5	7.0	8.5	5.6	7.5	7.0	7.5	5.9	9.2	8.7	5.4	14.4
8. 30-39 hours	4.8	3.3	6.4	4.1	8.6	5.1	3.8	5.2	4.9	4.5	4.3	4.3	6.6	2.2	4.8	13.9
9. 40 or more	21.6	16.9	26.1	17.9	39.3	21.1	18.5	25.4	18.6	21.0	24.4	18.6	24.2	22.3	26.0	36.2
<i>Item 32580 Subject C10</i>	<i>N</i> 2059	996	989	1280	213	318	512	787	442	1695	318	1074	450	194	269	30
E09C: . . . talking on a cell phone?																
1. None	9.7	10.2	9.4	8.3	12.0	8.6	9.7	10.1	9.6	8.2	17.5	10.4	9.2	8.4	8.6	2.1
2. Less than 1	27.4	32.5	22.5	31.6	13.8	30.9	27.7	23.2	32.1	29.2	20.2	30.9	24.7	25.3	21.7	14.5
3. 1-2 hours	21.6	22.2	21.2	23.2	10.7	22.9	21.6	20.7	22.4	22.3	17.1	23.2	19.7	23.0	21.3	9.7
4. 3-5 hours	16.1	14.5	17.7	16.6	13.9	16.1	16.5	16.3	15.0	15.9	17.0	13.3	16.5	21.0	21.0	20.2
5. 6-9 hours	9.6	8.0	11.0	9.2	11.8	7.7	9.4	11.2	8.3	9.0	12.9	9.1	11.3	6.9	11.2	10.8
6. 10-19 hours	5.8	5.5	6.0	4.9	10.1	5.3	6.2	6.1	5.0	5.4	6.7	4.7	6.8	6.6	7.1	8.5
7. 20-29 hours	3.6	2.3	4.5	3.2	4.1	2.6	3.5	4.4	3.1	3.6	3.9	2.5	3.7	4.6	5.7	16.9
8. 30-39 hours	2.4	2.0	3.0	1.2	7.3	3.2	1.4	3.0	2.0	2.7	1.3	2.9	2.0	2.6	1.5	-
9. 40 or more	3.8	2.8	4.6	1.9	16.1	2.7	3.9	5.0	2.5	3.8	3.5	3.0	6.1	1.6	1.8	17.3
<i>Item 32590 Subject C10</i>	<i>N</i> 2076	1003	998	1282	214	318	511	790	457	1709	321	1081	458	196	268	30
E10: The next questions are about some things which may have happened TO YOU while you were at school (inside or outside or in a school bus).																
During the LAST 12 MONTHS, how often . . .																
E10A: Has something of yours (worth under \$50) been stolen?																
1. Not at all	71.0	70.0	72.5	72.2	68.3	69.4	75.1	68.2	72.2	70.3	74.2	78.4	68.6	56.9	57.3	58.8
2. Once	19.4	20.0	18.3	19.7	18.5	16.8	18.5	21.4	18.7	20.1	16.3	15.7	19.2	28.6	28.0	19.5
3. Twice	5.6	5.7	5.5	5.0	6.7	7.6	4.1	5.6	5.6	5.4	6.8	4.1	6.5	9.2	7.1	4.1
4. 3 or 4 times	2.3	2.5	2.1	2.2	2.3	2.9	1.4	2.6	2.3	2.3	1.4	0.9	2.7	4.2	5.4	7.2
5. 5 or more times	1.8	1.7	1.6	0.9	4.2	3.3	0.9	2.2	1.2	1.8	1.4	0.9	3.0	1.2	2.2	10.4
<i>Item 9871 Subject B07, S03</i>	<i>N</i> 2080	1004	993	1272	209	325	514	783	458	1707	314	1081	458	194	263	31

DESCRIPTIVE RESULTS: 2010

159

QUESTIONNAIRE FORM 3 2010	TOTAL	SEX		RACE		REGION				COLLEGE PLANS?		ILLICIT DRUG USE: LIFETIME				
		M	F	White	Black	NE	NC	S	W	Yes	No	None	Mari- juana Only	Few Pills	More Pills	Any Her- oin
<i>N (Weighted No. of Cases):</i>	2519	1183	1173	1427	268	474	551	952	542	1922	371	1230	578	231	322	35
<i>% of Weighted Total:</i>	100.0	47.0	46.6	56.6	10.6	18.8	21.9	37.8	21.5	76.3	14.7	48.8	23.0	9.2	12.8	1.4
E10B: Has something of yours (worth over \$50) been stolen?																
1. Not at all	76.8	75.5	78.8	78.9	71.6	78.3	80.6	72.6	78.8	77.1	75.5	80.8	74.8	68.9	71.0	79.4
2. Once	15.7	16.3	14.6	16.2	14.7	16.4	15.3	17.3	13.1	15.8	16.6	14.3	14.4	20.0	20.0	9.3
3. Twice	4.8	5.6	4.2	3.2	8.9	4.4	2.8	6.5	4.7	4.6	6.0	3.6	7.8	5.2	4.4	8.7
4. 3 or 4 times	1.7	1.7	1.6	1.5	2.8	0.8	1.2	2.2	2.1	1.6	1.5	0.9	1.3	4.9	3.4	2.0
5. 5 or more times	0.8	0.9	0.8	0.2	2.0	0.1	0.2	1.4	1.2	0.9	0.4	0.4	1.6	1.0	1.2	0.6
<i>Item 9872 Subject B07, S03</i>	<i>N 2072</i>	<i>999</i>	<i>989</i>	<i>1271</i>	<i>207</i>	<i>323</i>	<i>514</i>	<i>781</i>	<i>455</i>	<i>1702</i>	<i>313</i>	<i>1075</i>	<i>461</i>	<i>194</i>	<i>263</i>	<i>31</i>
E10C: Has someone deliberately damaged your property (your car, clothing, etc.)?																
1. Not at all	78.9	76.2	81.9	78.1	80.3	79.7	82.0	78.2	76.1	79.3	77.8	85.0	75.9	69.9	67.1	74.4
2. Once	13.3	14.5	11.7	14.4	10.0	12.7	11.7	13.6	14.9	13.1	13.2	9.9	15.2	15.2	21.7	14.6
3. Twice	5.3	6.0	4.5	4.6	6.6	4.9	4.4	5.7	5.7	5.1	6.6	3.4	7.6	6.9	6.5	6.5
4. 3 or 4 times	1.3	1.6	1.0	1.6	1.5	1.6	1.1	1.3	1.4	1.2	1.6	0.9	0.6	4.5	2.2	1.6
5. 5 or more times	1.3	1.7	0.8	1.3	1.6	1.2	0.9	1.2	1.9	1.4	0.8	0.8	0.7	3.5	2.5	2.9
<i>Item 9873 Subject B07, S03</i>	<i>N 2068</i>	<i>1000</i>	<i>985</i>	<i>1268</i>	<i>207</i>	<i>322</i>	<i>513</i>	<i>776</i>	<i>456</i>	<i>1696</i>	<i>312</i>	<i>1070</i>	<i>461</i>	<i>191</i>	<i>263</i>	<i>31</i>
E10D: Has someone injured you with a weapon (like a knife, gun, or club)?																
1. Not at all	94.7	92.0	97.2	96.8	89.4	95.3	94.8	94.4	94.6	95.4	91.0	97.4	93.2	92.5	91.0	79.2
2. Once	2.9	4.2	1.8	1.7	5.2	2.3	2.8	3.1	3.2	2.7	4.5	2.0	3.2	4.8	4.2	7.2
3. Twice	1.0	1.6	0.4	0.4	2.5	1.2	1.1	1.0	0.8	0.8	1.8	*	1.6	0.3	2.8	7.4
4. 3 or 4 times	0.6	1.0	0.2	0.6	0.9	-	0.7	0.7	0.7	0.5	1.2	0.3	0.9	1.9	-	2.7
5. 5 or more times	0.8	1.2	0.3	0.5	2.0	1.2	0.6	0.8	0.7	0.7	1.4	0.3	1.1	0.5	2.0	3.6
<i>Item 9874 Subject B07, S03</i>	<i>N 2057</i>	<i>995</i>	<i>980</i>	<i>1264</i>	<i>202</i>	<i>320</i>	<i>511</i>	<i>771</i>	<i>454</i>	<i>1689</i>	<i>310</i>	<i>1064</i>	<i>458</i>	<i>190</i>	<i>262</i>	<i>31</i>
E10E: Has someone threatened you with a weapon, but not actually injured you?																
1. Not at all	87.5	84.4	90.5	89.1	79.3	89.2	86.9	86.4	88.7	88.8	81.6	91.7	87.1	82.2	76.6	81.1
2. Once	7.3	9.2	5.7	7.2	10.0	7.7	7.4	6.8	7.7	7.0	8.9	5.3	7.3	8.3	16.0	3.5
3. Twice	2.2	2.8	1.6	1.5	4.1	2.1	2.0	2.7	1.6	1.8	3.4	1.2	2.2	3.9	3.3	10.7
4. 3 or 4 times	1.5	1.8	1.1	1.1	3.3	0.7	1.5	2.0	1.0	1.2	2.7	1.0	0.6	4.8	1.6	0.6
5. 5 or more times	1.6	1.8	1.1	1.1	3.3	0.3	2.2	2.0	1.0	1.2	3.4	0.8	2.8	0.8	2.5	4.2
<i>Item 9875 Subject B07, S03</i>	<i>N 2062</i>	<i>997</i>	<i>982</i>	<i>1267</i>	<i>206</i>	<i>322</i>	<i>514</i>	<i>773</i>	<i>452</i>	<i>1691</i>	<i>311</i>	<i>1068</i>	<i>459</i>	<i>190</i>	<i>262</i>	<i>31</i>
E10F: Has someone injured you on purpose without using a weapon?																
1. Not at all	86.3	85.2	87.2	87.2	83.5	87.9	87.5	86.2	84.1	87.6	80.0	91.2	84.7	81.4	74.2	75.9
2. Once	7.2	6.8	7.8	6.6	7.8	5.8	6.7	6.8	9.3	6.8	8.6	5.3	7.1	8.9	13.6	6.8
3. Twice	3.9	4.5	3.2	3.5	5.0	4.2	2.9	4.2	4.3	3.8	4.5	2.0	5.2	6.0	6.8	11.8
4. 3 or 4 times	1.0	1.3	0.5	0.8	1.0	1.4	0.8	0.8	1.1	0.8	1.9	0.2	1.4	2.5	2.6	-
5. 5 or more times	1.7	2.1	1.2	1.8	2.7	0.7	2.1	2.0	1.2	1.0	4.9	1.3	1.6	1.1	2.8	5.5
<i>Item 9876 Subject B07, S03</i>	<i>N 2061</i>	<i>998</i>	<i>980</i>	<i>1268</i>	<i>206</i>	<i>321</i>	<i>513</i>	<i>774</i>	<i>453</i>	<i>1689</i>	<i>313</i>	<i>1068</i>	<i>458</i>	<i>190</i>	<i>262</i>	<i>31</i>
E10G: Has an unarmed person threatened you with injury, but not actually injured you?																
1. Not at all	80.7	78.0	83.4	79.1	80.3	82.8	77.2	81.9	81.1	81.9	75.3	85.7	80.3	75.7	66.3	69.8
2. Once	8.9	8.7	9.2	9.9	6.5	8.5	9.8	7.8	10.0	8.7	9.4	7.4	7.4	8.9	17.1	10.9
3. Twice	4.2	4.7	3.7	4.3	4.4	3.7	5.1	4.2	3.7	3.9	5.3	2.6	4.9	6.6	7.0	13.8
4. 3 or 4 times	2.4	3.2	1.8	2.7	3.6	1.8	2.9	2.0	3.1	2.3	3.7	1.9	2.1	4.9	3.1	1.6
5. 5 or more times	3.8	5.5	1.9	4.0	5.2	3.1	5.1	4.2	2.1	3.2	6.4	2.3	5.4	3.9	6.5	4.0
<i>Item 9877 Subject B07, S03</i>	<i>N 2051</i>	<i>994</i>	<i>975</i>	<i>1262</i>	<i>202</i>	<i>319</i>	<i>513</i>	<i>769</i>	<i>450</i>	<i>1683</i>	<i>309</i>	<i>1067</i>	<i>452</i>	<i>190</i>	<i>260</i>	<i>31</i>
E11: Looking toward the future, how important would it be for you to have each of the following things?																
E11A: A new car every two or three years																
1. Not important	63.2	59.1	68.5	65.9	50.8	61.1	57.8	65.3	67.2	63.7	60.6	66.6	59.2	61.5	58.5	52.4
2. Somewhat important	24.2	26.2	22.0	24.8	22.7	24.9	27.3	21.9	24.0	24.7	22.0	21.6	26.5	31.0	27.1	25.5
3. Quite important	8.2	8.8	6.6	6.2	15.4	10.8	9.2	7.9	5.4	8.0	8.2	7.8	8.3	5.2	9.6	18.0
4. Extremely important	4.5	5.9	2.8	3.1	11.1	3.2	5.6	4.9	3.4	3.6	9.1	3.9	6.1	2.3	4.8	4.1
<i>Item 13860 Subject F01</i>	<i>N 2050</i>	<i>991</i>	<i>978</i>	<i>1259</i>	<i>208</i>	<i>319</i>	<i>513</i>	<i>766</i>	<i>451</i>	<i>1683</i>	<i>309</i>	<i>1067</i>	<i>455</i>	<i>188</i>	<i>259</i>	<i>31</i>

*=less than .05 percent.

QUESTIONNAIRE FORM 3 2010	TOTAL	SEX		RACE		REGION				COLLEGE PLANS?		ILLICIT DRUG USE: LIFETIME				
		M	F	White	Black	NE	NC	S	W	Yes	No	None	Mari- juana Only	Few Pills	More Pills	Any Her- oin
<i>N (Weighted No. of Cases):</i>	2519	1183	1173	1427	268	474	551	952	542	1922	371	1230	578	231	322	35
<i>% of Weighted Total:</i>	100.0	47.0	46.6	56.6	10.6	18.8	21.9	37.8	21.5	76.3	14.7	48.8	23.0	9.2	12.8	1.4
E11B: Clothes in the latest style																
1. Not important	30.8	37.2	25.1	35.8	19.6	26.8	32.9	30.1	32.6	29.1	40.4	33.2	25.8	28.6	30.9	31.2
2. Somewhat important	37.0	33.0	40.3	37.0	23.6	38.4	35.9	36.7	37.6	39.6	24.6	36.7	36.3	37.2	43.4	23.4
3. Quite important	21.4	20.0	23.1	20.2	30.6	22.8	22.4	20.6	20.8	21.2	21.9	20.2	26.5	24.1	15.8	32.0
4. Extremely important	10.7	9.8	11.4	7.1	26.1	12.0	8.7	12.5	9.1	10.1	13.1	9.9	11.4	10.1	10.0	13.4
<i>Item 13870 Subject F01</i>	<i>N 2058</i>	<i>997</i>	<i>979</i>	<i>1262</i>	<i>207</i>	<i>322</i>	<i>513</i>	<i>769</i>	<i>454</i>	<i>1687</i>	<i>310</i>	<i>1073</i>	<i>454</i>	<i>189</i>	<i>258</i>	<i>31</i>
E11C: A house of my own (instead of an apartment or condominium)																
1. Not important	12.1	10.6	13.1	11.3	11.0	14.5	10.9	13.1	10.0	11.9	12.4	12.3	9.4	16.6	11.9	4.8
2. Somewhat important	20.6	18.7	23.1	21.7	17.4	18.2	20.7	20.8	22.0	19.9	25.5	20.1	21.4	25.9	18.2	31.0
3. Quite important	31.4	32.7	30.9	35.3	21.3	33.4	33.7	28.1	33.0	32.8	25.5	32.5	31.0	29.1	29.2	36.4
4. Extremely important	35.9	38.1	33.0	31.7	50.3	33.8	34.7	38.1	35.0	35.4	36.7	35.2	38.2	28.4	40.7	27.8
<i>Item 13880 Subject F01</i>	<i>N 2043</i>	<i>985</i>	<i>977</i>	<i>1256</i>	<i>207</i>	<i>318</i>	<i>513</i>	<i>762</i>	<i>450</i>	<i>1682</i>	<i>305</i>	<i>1065</i>	<i>452</i>	<i>188</i>	<i>257</i>	<i>31</i>
E11D: Lots of space around my house, a big yard																
1. Not important	17.1	15.7	18.6	15.1	19.2	19.5	12.3	18.0	19.4	16.1	21.2	18.4	15.3	15.4	15.0	3.9
2. Somewhat important	29.7	27.4	31.3	30.9	25.1	27.6	31.9	30.1	27.8	30.1	28.2	28.3	33.2	34.3	27.7	34.9
3. Quite important	28.9	29.5	29.4	31.6	23.2	29.7	30.5	27.3	29.3	30.2	21.9	29.5	25.2	29.0	32.3	43.1
4. Extremely important	24.3	27.4	20.7	22.4	32.5	23.2	25.3	24.6	23.5	23.6	28.7	23.8	26.2	21.4	25.0	18.1
<i>Item 13890 Subject F01</i>	<i>N 2045</i>	<i>989</i>	<i>974</i>	<i>1257</i>	<i>206</i>	<i>318</i>	<i>513</i>	<i>764</i>	<i>451</i>	<i>1677</i>	<i>309</i>	<i>1065</i>	<i>452</i>	<i>188</i>	<i>257</i>	<i>31</i>
E11E: A vacation house																
1. Not important	62.8	59.5	66.5	64.7	52.1	52.1	59.5	67.0	67.1	63.0	62.5	66.2	59.3	63.0	56.0	43.9
2. Somewhat important	20.7	22.5	18.8	21.3	24.4	24.1	23.1	18.3	19.4	21.3	17.1	21.0	19.6	15.8	26.1	22.2
3. Quite important	9.0	9.6	8.5	8.6	9.4	15.6	8.5	8.1	6.3	8.6	10.4	6.6	11.4	13.6	9.7	15.6
4. Extremely important	7.6	8.4	6.3	5.4	14.1	8.2	8.9	6.6	7.2	7.1	10.0	6.2	9.8	7.6	8.2	18.3
<i>Item 13930 Subject F01</i>	<i>N 2043</i>	<i>989</i>	<i>973</i>	<i>1255</i>	<i>206</i>	<i>319</i>	<i>512</i>	<i>763</i>	<i>450</i>	<i>1677</i>	<i>308</i>	<i>1065</i>	<i>451</i>	<i>188</i>	<i>257</i>	<i>31</i>
E11F: A motor-powered, recreational vehicle (powerboat, snowmobile, etc.)																
1. Not important	59.0	51.0	67.6	54.9	68.5	59.9	53.7	61.2	60.6	60.3	51.9	63.3	56.7	57.3	45.9	44.1
2. Somewhat important	22.5	23.5	21.5	25.4	13.5	21.0	24.0	21.4	23.9	22.9	20.7	21.5	19.6	26.4	29.7	25.9
3. Quite important	9.7	13.3	6.0	10.1	6.7	9.7	10.9	9.1	9.2	8.9	14.4	7.5	12.6	10.6	12.5	19.9
4. Extremely important	8.8	12.3	4.9	9.6	11.3	9.4	11.4	8.3	6.3	7.9	13.0	7.7	11.1	5.8	11.9	10.1
<i>Item 13940 Subject F01</i>	<i>N 2042</i>	<i>987</i>	<i>974</i>	<i>1255</i>	<i>207</i>	<i>317</i>	<i>511</i>	<i>764</i>	<i>450</i>	<i>1678</i>	<i>308</i>	<i>1063</i>	<i>453</i>	<i>188</i>	<i>258</i>	<i>31</i>
E12: When (if ever) did you FIRST do each of the following things? Don't count anything you took because a doctor told you to.																
E12A: Smoke cigarettes on a daily basis																
8. Never	83.7	84.3	84.0	81.9	89.9	87.5	80.8	81.9	87.5	86.4	68.5	97.1	80.1	73.3	50.4	19.7
1. Grade 6 or below	1.1	1.1	1.1	0.8	1.2	1.0	1.9	0.8	0.9	0.9	2.6	*	0.5	3.0	2.5	23.8
2. Grade 7	1.1	0.9	1.2	1.4	-	1.6	1.1	1.0	0.8	0.8	2.2	-	0.9	1.1	3.9	11.5
3. Grade 8	2.2	1.6	2.2	2.6	1.7	1.6	1.5	3.2	1.4	1.7	5.1	0.1	2.1	4.5	5.7	22.8
4. Grade 9 (Freshman)	2.9	2.3	3.4	3.8	2.1	2.2	3.4	3.1	2.4	2.1	7.4	0.3	3.0	3.2	12.9	12.3
5. Grade 10 (Sophomore)	3.0	2.9	3.0	3.1	0.7	1.3	3.6	3.6	2.6	2.6	5.0	0.7	4.6	3.2	10.3	2.9
6. Grade 11 (Junior)	3.3	4.0	2.7	3.5	1.9	3.0	4.7	3.1	2.1	3.1	4.1	0.5	5.6	6.0	9.3	-
7. Grade 12 (Senior)	2.8	2.9	2.6	2.9	2.6	1.9	3.0	3.3	2.3	2.3	5.1	1.3	3.1	5.9	5.0	7.0
<i>Item 5570 Subject A01g</i>	<i>N 1956</i>	<i>948</i>	<i>932</i>	<i>1219</i>	<i>193</i>	<i>302</i>	<i>493</i>	<i>736</i>	<i>425</i>	<i>1616</i>	<i>290</i>	<i>1034</i>	<i>420</i>	<i>183</i>	<i>241</i>	<i>32</i>
E12B: Try an alcoholic beverage—more than just a few sips																
8. Never	30.2	31.1	30.0	27.8	42.0	25.8	28.5	31.5	33.1	31.6	22.3	51.3	5.9	7.8	6.1	-
1. Grade 6 or below	3.6	3.2	3.9	2.8	4.3	3.3	3.7	3.6	3.7	3.7	3.6	1.5	4.6	7.5	7.1	11.4
2. Grade 7	6.1	6.1	5.7	6.2	3.5	5.6	6.5	6.1	6.0	5.5	9.4	2.4	8.0	8.8	12.8	27.2
3. Grade 8	11.0	11.9	9.9	11.0	8.6	13.4	11.1	9.8	11.0	10.1	16.3	4.2	15.1	15.1	24.9	30.2
4. Grade 9 (Freshman)	17.7	16.4	18.5	17.4	15.6	18.1	19.6	16.9	16.4	16.9	20.9	10.3	27.2	21.2	29.2	10.0
5. Grade 10 (Sophomore)	12.8	13.4	12.6	14.5	10.9	16.0	15.3	11.5	10.1	13.1	10.0	10.0	20.2	14.5	12.0	5.2
6. Grade 11 (Junior)	11.4	10.5	12.6	13.3	6.0	12.3	10.6	10.7	12.8	11.3	13.2	11.2	12.8	16.6	6.5	16.0
7. Grade 12 (Senior)	7.2	7.5	6.8	7.0	9.3	5.4	4.7	9.8	6.8	7.8	4.3	9.1	6.3	8.4	1.3	-
<i>Item 5580 Subject A01g</i>	<i>N 1835</i>	<i>885</i>	<i>878</i>	<i>1162</i>	<i>173</i>	<i>284</i>	<i>458</i>	<i>682</i>	<i>411</i>	<i>1516</i>	<i>270</i>	<i>944</i>	<i>407</i>	<i>174</i>	<i>236</i>	<i>33</i>

* = less than .05 percent.

DESCRIPTIVE RESULTS: 2010

161

QUESTIONNAIRE FORM 3 2010	TOTAL	SEX		RACE		REGION				COLLEGE PLANS?		ILLICIT DRUG USE: LIFETIME				
		M	F	White	Black	NE	NC	S	W	Yes	No	None	Mari- juana Only	Few Pills	More Pills	Any Her- oin
<i>N (Weighted No. of Cases):</i>	2519	1183	1173	1427	268	474	551	952	542	1922	371	1230	578	231	322	35
<i>% of Weighted Total:</i>	100.0	47.0	46.6	56.6	10.6	18.8	21.9	37.8	21.5	76.3	14.7	48.8	23.0	9.2	12.8	1.4
E12C: Try marijuana or hashish																
8. Never	58.7	56.6	61.8	58.8	59.0	54.5	59.5	61.0	56.8	61.2	47.4	100.0	-	28.9	10.5	-
1. Grade 6 or below	2.1	1.4	2.5	1.2	2.5	1.1	1.6	3.1	1.5	1.8	3.7	-	2.3	6.1	5.4	19.1
2. Grade 7	2.5	2.6	2.4	2.2	2.1	1.6	2.5	2.1	3.8	2.3	3.5	-	3.8	3.1	8.6	15.8
3. Grade 8	4.9	5.4	3.9	4.2	7.0	6.3	4.7	4.1	5.5	4.6	6.6	-	8.7	7.5	13.7	22.0
4. Grade 9 (Freshman)	9.8	9.6	9.6	9.5	9.5	9.3	8.2	10.2	11.2	8.5	17.2	-	19.6	18.2	27.4	25.6
5. Grade 10 (Sophomore)	7.6	8.0	7.0	7.9	6.7	8.7	7.6	7.8	6.5	7.1	9.1	-	19.9	13.8	16.2	3.3
6. Grade 11 (Junior)	8.7	10.8	6.8	9.9	6.3	13.5	10.0	6.4	7.9	8.8	7.4	-	25.7	14.3	13.9	14.3
7. Grade 12 (Senior)	5.7	5.6	5.9	6.2	6.9	4.9	5.9	5.2	6.7	5.7	5.2	-	20.0	8.0	4.3	-
<i>Item 5590 Subject A01g</i>	<i>N</i> 1931	928	929	1207	193	298	490	718	425	1597	284	1037	403	180	238	33
E12D: Try LSD																
8. Never	97.1	96.8	97.7	97.0	98.1	94.9	96.3	97.7	98.4	97.0	97.5	100.0	100.0	97.5	83.4	46.1
1. Grade 6 or below	0.1	0.2	-	0.1	0.6	0.1	0.3	-	-	0.1	0.1	-	-	-	-	7.2
2. Grade 7	*	-	0.1	0.1	-	-	0.2	-	-	0.1	-	-	-	-	-	3.1
3. Grade 8	0.3	0.6	0.1	0.1	0.3	0.9	0.4	0.1	0.1	0.3	0.2	-	-	0.6	0.8	12.9
4. Grade 9 (Freshman)	0.2	0.4	-	0.2	0.4	0.3	0.3	0.2	-	0.2	0.2	-	-	-	1.0	6.5
5. Grade 10 (Sophomore)	1.0	1.1	0.8	1.0	-	1.1	1.3	0.8	0.7	1.0	1.1	-	-	0.4	5.6	18.6
6. Grade 11 (Junior)	0.8	0.7	0.5	1.1	0.2	1.6	0.7	0.6	0.7	0.9	0.1	-	-	0.9	5.5	5.5
7. Grade 12 (Senior)	0.5	0.3	0.8	0.5	0.3	1.0	0.6	0.5	0.1	0.5	0.8	-	-	0.6	3.8	-
<i>Item 5600 Subject A01g</i>	<i>N</i> 1972	953	943	1220	199	299	497	738	438	1632	291	1047	430	186	236	27
E12E: Try any hallucinogen other than LSD																
8. Never	94.9	93.1	96.5	94.2	97.7	95.1	94.1	96.0	93.7	95.4	91.9	100.0	100.0	92.6	70.2	23.5
1. Grade 6 or below	0.2	0.4	-	0.2	0.9	-	0.5	-	0.4	0.2	0.2	-	-	-	0.4	9.8
2. Grade 7	*	-	0.1	0.1	-	-	0.2	-	-	0.1	-	-	-	-	-	2.9
3. Grade 8	0.4	0.7	0.1	0.2	0.3	1.2	0.4	-	0.3	0.3	0.5	-	-	-	1.6	11.9
4. Grade 9 (Freshman)	0.7	0.9	0.5	0.6	0.7	0.1	0.7	0.9	0.6	0.5	1.3	-	-	-	3.3	18.8
5. Grade 10 (Sophomore)	1.6	1.7	1.5	2.1	-	1.5	1.4	0.7	3.3	1.4	2.2	-	-	1.2	11.0	17.1
6. Grade 11 (Junior)	1.4	1.7	1.0	1.5	-	1.4	2.2	1.1	1.0	1.2	2.6	-	-	2.1	9.2	12.9
7. Grade 12 (Senior)	0.9	1.5	0.3	1.1	0.4	0.7	0.5	1.3	0.7	0.9	1.2	-	-	4.1	4.2	3.2
<i>Item 5610 Subject A01g</i>	<i>N</i> 1951	942	936	1203	198	301	486	729	435	1617	284	1046	438	169	221	29
E12F: Try amphetamines																
8. Never	94.9	94.9	95.2	94.3	96.7	95.7	93.0	94.5	97.0	94.9	94.5	100.0	100.0	92.5	56.8	31.1
1. Grade 6 or below	0.4	0.7	*	0.5	0.6	0.1	0.7	0.3	0.2	0.2	0.9	-	-	-	2.2	15.5
2. Grade 7	-	-	-	-	-	-	-	-	-	-	-	-	-	-	-	-
3. Grade 8	0.6	0.8	0.5	0.4	-	1.4	0.9	0.4	0.2	0.6	0.6	-	-	0.7	4.2	16.5
4. Grade 9 (Freshman)	0.9	1.0	0.9	1.1	1.0	0.4	0.8	1.3	0.8	1.0	0.8	-	-	0.5	8.4	14.4
5. Grade 10 (Sophomore)	1.8	1.4	1.8	2.0	0.3	1.9	3.1	1.8	0.4	1.9	1.8	-	-	1.1	18.2	14.1
6. Grade 11 (Junior)	0.7	0.7	0.8	1.0	-	0.6	0.7	1.0	0.5	0.8	0.6	-	-	3.2	5.0	3.6
7. Grade 12 (Senior)	0.7	0.5	0.8	0.7	1.4	-	0.8	0.7	1.0	0.7	0.8	-	-	2.0	5.3	4.7
<i>Item 5620 Subject A01g</i>	<i>N</i> 1868	909	885	1139	201	288	467	702	411	1552	270	1049	440	149	162	22
E12G: Try quaaludes																
8. Never	98.8	98.4	99.5	99.3	97.7	98.6	97.7	99.3	99.5	98.8	99.0	100.0	100.0	100.0	93.9	75.4
1. Grade 6 or below	0.2	0.3	-	0.1	1.1	-	0.4	0.1	0.2	0.2	-	-	-	-	0.6	6.7
2. Grade 7	*	-	0.1	0.1	-	-	0.2	-	-	*	-	-	-	-	-	2.5
3. Grade 8	0.4	0.6	0.2	0.2	-	0.9	1.0	-	-	0.4	0.6	-	-	-	2.0	8.4
4. Grade 9 (Freshman)	0.3	0.4	0.1	0.1	0.7	0.5	0.3	0.4	0.1	0.3	0.4	-	-	-	2.0	4.0
5. Grade 10 (Sophomore)	0.1	0.1	0.1	*	-	-	0.1	0.2	-	0.1	-	-	-	-	0.7	-
6. Grade 11 (Junior)	0.1	0.1	*	0.1	-	0.1	0.2	-	0.2	0.1	-	-	-	-	0.4	2.9
7. Grade 12 (Senior)	0.1	0.1	-	-	0.5	-	0.2	0.1	-	0.1	-	-	-	-	0.4	-
<i>Item 5630 Subject A01g</i>	<i>N</i> 2000	973	949	1235	202	305	502	747	447	1648	301	1046	444	186	243	33
E12H: Try sedatives/barbiturates																
8. Never	95.9	95.9	96.3	95.4	97.1	97.3	93.4	95.7	98.1	96.3	93.1	100.0	100.0	95.9	71.0	50.1
1. Grade 6 or below	0.2	0.3	0.1	0.1	0.9	0.2	0.4	0.1	0.2	0.2	0.2	-	-	-	1.1	5.8
2. Grade 7	0.1	0.3	-	0.2	-	0.1	-	0.3	-	0.1	0.4	-	-	0.7	0.7	0.6
3. Grade 8	0.8	0.9	0.8	0.9	-	1.0	1.2	0.6	0.5	0.7	1.5	-	-	1.3	3.4	22.1
4. Grade 9 (Freshman)	1.0	1.0	1.0	1.1	0.7	0.9	0.7	1.7	0.2	0.9	1.5	-	-	-	8.6	6.4
5. Grade 10 (Sophomore)	1.0	0.8	1.0	1.0	0.8	-	2.0	1.0	0.4	0.9	1.1	-	-	1.8	7.3	4.7
6. Grade 11 (Junior)	0.7	0.7	0.6	1.1	-	0.5	1.8	0.4	0.3	0.6	1.5	-	-	0.3	5.9	7.7
7. Grade 12 (Senior)	0.3	0.1	0.2	0.2	0.5	-	0.6	0.2	0.2	0.2	0.7	-	-	-	1.9	2.6
<i>Item 5645 Subject A01g</i>	<i>N</i> 1923	954	895	1183	199	293	477	726	426	1577	294	1044	444	158	197	30

*=less than .05 percent.

QUESTIONNAIRE FORM 3 2010	TOTAL	SEX		RACE		REGION				COLLEGE PLANS?		ILLICIT DRUG USE: LIFETIME				
		M	F	White	Black	NE	NC	S	W	Yes	No	None	Mari- juana Only	Few Pills	More Pills	Any Her- oin
<i>N (Weighted No. of Cases):</i>	2519	1183	1173	1427	268	474	551	952	542	1922	371	1230	578	231	322	35
<i>% of Weighted Total:</i>	100.0	47.0	46.6	56.6	10.6	18.8	21.9	37.8	21.5	76.3	14.7	48.8	23.0	9.2	12.8	1.4
E12I: Try tranquilizers																
8. Never	96.5	96.2	97.0	96.0	97.5	97.2	94.9	96.0	99.0	97.3	92.6	100.0	100.0	96.3	74.7	43.2
1. Grade 6 or below	0.2	0.3	*	0.1	0.9	0.1	0.4	0.1	0.2	0.2	-	-	-	-	1.0	6.9
2. Grade 7	0.4	0.5	0.2	0.4	0.2	-	0.9	0.4	-	0.2	1.0	-	-	0.6	2.1	8.6
3. Grade 8	0.3	0.1	0.4	0.3	-	-	0.2	0.5	-	0.2	0.7	-	-	0.6	1.0	7.8
4. Grade 9 (Freshman)	0.8	1.0	0.6	0.8	0.7	0.7	1.0	1.1	-	0.7	1.2	-	-	-	6.3	14.7
5. Grade 10 (Sophomore)	0.6	0.7	0.4	0.8	-	0.3	1.1	0.7	0.3	0.5	1.3	-	-	-	5.7	6.3
6. Grade 11 (Junior)	0.9	0.8	1.0	1.2	0.3	1.2	1.3	0.7	0.5	0.7	2.0	-	-	2.3	6.6	6.3
7. Grade 12 (Senior)	0.3	0.3	0.3	0.3	0.3	0.6	0.2	0.5	-	0.2	1.3	-	-	0.1	2.6	6.2
<i>Item 5650 Subject A01g</i>	<i>N</i>	<i>1895</i>	<i>933</i>	<i>887</i>	<i>1165</i>	<i>287</i>	<i>481</i>	<i>707</i>	<i>419</i>	<i>1571</i>	<i>279</i>	<i>1044</i>	<i>439</i>	<i>162</i>	<i>179</i>	<i>25</i>
E12J: Try cocaine																
8. Never	95.6	95.2	95.9	95.6	98.4	95.8	96.5	95.9	93.9	96.1	92.8	100.0	100.0	92.2	79.4	24.7
1. Grade 6 or below	0.3	0.3	0.3	0.2	0.6	-	0.4	-	0.8	0.3	-	-	-	-	1.6	5.3
2. Grade 7	0.2	-	0.5	0.2	-	-	0.6	-	0.4	0.3	-	-	-	1.0	0.9	2.5
3. Grade 8	0.4	0.9	-	0.3	0.3	1.0	0.5	0.4	-	0.4	0.9	-	-	-	1.8	13.2
4. Grade 9 (Freshman)	0.8	0.9	0.7	0.7	0.2	0.8	0.3	0.9	1.1	0.7	1.4	-	-	3.0	2.9	10.9
5. Grade 10 (Sophomore)	0.8	0.9	0.7	0.8	-	0.8	0.5	0.9	1.0	0.6	1.2	-	-	2.4	2.7	15.0
6. Grade 11 (Junior)	1.2	1.0	1.4	1.5	0.5	1.6	0.5	1.2	1.6	1.1	2.0	-	-	0.5	7.5	15.8
7. Grade 12 (Senior)	0.7	0.9	0.4	0.7	-	-	0.7	0.6	1.2	0.5	1.7	-	-	1.0	3.3	12.6
<i>Item 5660 Subject A01g</i>	<i>N</i>	<i>1969</i>	<i>954</i>	<i>937</i>	<i>1217</i>	<i>303</i>	<i>491</i>	<i>738</i>	<i>436</i>	<i>1631</i>	<i>287</i>	<i>1039</i>	<i>438</i>	<i>181</i>	<i>231</i>	<i>33</i>
E12K: Try heroin																
8. Never	98.7	98.3	99.2	98.7	98.8	98.3	98.9	98.9	98.4	99.0	97.5	100.0	100.0	100.0	100.0	-
1. Grade 6 or below	0.1	0.2	-	*	0.6	-	0.4	-	-	0.1	-	-	-	-	-	6.7
2. Grade 7	*	-	-	-	0.2	-	0.1	-	-	*	-	-	-	-	-	1.9
3. Grade 8	0.2	0.4	0.1	0.1	-	0.9	0.2	0.1	-	0.3	-	-	-	-	-	16.7
4. Grade 9 (Freshman)	0.1	0.2	-	0.1	0.3	-	0.1	0.1	-	0.1	0.2	-	-	-	-	6.5
5. Grade 10 (Sophomore)	0.4	0.7	0.1	0.4	-	0.3	0.4	0.2	0.6	0.2	0.5	-	-	-	-	28.1
6. Grade 11 (Junior)	0.3	0.2	0.5	0.4	-	0.5	-	0.4	0.4	0.2	1.3	-	-	-	-	24.6
7. Grade 12 (Senior)	0.2	0.1	0.2	0.3	-	-	-	0.2	0.6	0.2	0.5	-	-	-	-	15.5
<i>Item 5670 Subject A01g</i>	<i>N</i>	<i>1970</i>	<i>958</i>	<i>939</i>	<i>1214</i>	<i>304</i>	<i>494</i>	<i>733</i>	<i>440</i>	<i>1620</i>	<i>297</i>	<i>1038</i>	<i>440</i>	<i>187</i>	<i>230</i>	<i>26</i>
E12L: Try any narcotic other than heroin																
8. Never	96.0	95.7	96.4	95.4	97.9	95.3	95.4	96.7	95.9	96.5	94.0	100.0	100.0	96.8	64.8	23.5
1. Grade 6 or below	0.3	0.4	0.2	0.2	0.6	-	0.8	0.1	0.2	0.3	0.3	-	-	-	2.8	5.8
2. Grade 7	0.1	0.2	-	0.1	-	-	-	0.2	-	*	0.4	-	-	0.9	0.4	-
3. Grade 8	0.7	1.0	0.4	0.5	0.8	1.5	0.8	0.4	0.4	0.7	0.6	-	-	-	5.1	17.9
4. Grade 9 (Freshman)	0.8	0.9	0.7	1.1	0.4	0.5	0.8	0.9	0.8	0.5	1.6	-	-	-	9.3	6.9
5. Grade 10 (Sophomore)	1.0	0.9	1.0	1.1	0.3	1.1	1.7	0.6	0.9	0.9	1.0	-	-	0.7	9.5	15.4
6. Grade 11 (Junior)	0.7	0.7	0.9	1.2	-	1.6	0.2	0.7	0.8	0.6	1.4	-	-	-	6.3	17.2
7. Grade 12 (Senior)	0.4	0.2	0.4	0.6	-	-	0.3	0.5	1.0	0.4	0.6	-	-	1.6	1.7	13.4
<i>Item 5680 Subject A01g</i>	<i>N</i>	<i>1803</i>	<i>868</i>	<i>866</i>	<i>1098</i>	<i>284</i>	<i>450</i>	<i>675</i>	<i>394</i>	<i>1500</i>	<i>261</i>	<i>1039</i>	<i>441</i>	<i>117</i>	<i>129</i>	<i>30</i>
E12M: Try inhalants																
8. Never	95.8	95.2	96.6	95.7	96.5	95.5	93.9	97.5	95.1	96.0	95.7	99.4	98.1	91.4	82.3	63.1
1. Grade 6 or below	0.5	0.6	0.5	0.5	0.9	-	1.6	0.2	0.2	0.6	0.6	0.3	-	0.9	1.6	5.7
2. Grade 7	0.4	0.5	0.3	0.6	0.3	0.2	0.6	0.3	0.6	0.4	0.8	-	0.7	0.3	1.0	8.6
3. Grade 8	0.6	0.9	0.4	0.4	-	1.7	0.1	0.1	1.3	0.7	-	-	-	3.2	1.5	9.2
4. Grade 9 (Freshman)	0.7	0.6	0.7	0.7	0.5	1.1	0.7	0.3	1.3	0.5	1.0	0.1	0.6	-	4.0	3.5
5. Grade 10 (Sophomore)	0.9	0.9	0.8	1.2	0.5	0.3	2.1	0.5	0.8	0.8	1.1	-	0.6	1.4	4.4	6.1
6. Grade 11 (Junior)	0.6	1.0	0.3	0.5	1.0	0.7	0.7	0.6	0.2	0.6	0.8	0.1	-	1.2	3.3	3.1
7. Grade 12 (Senior)	0.4	0.4	0.4	0.4	0.4	0.5	0.2	0.3	0.5	0.4	0.1	-	-	1.7	1.9	0.6
<i>Item 5685 Subject A01g</i>	<i>N</i>	<i>1882</i>	<i>909</i>	<i>897</i>	<i>1165</i>	<i>289</i>	<i>475</i>	<i>720</i>	<i>397</i>	<i>1564</i>	<i>269</i>	<i>1010</i>	<i>416</i>	<i>165</i>	<i>214</i>	<i>30</i>
E12N: Smoke your first cigarette																
8. Never	62.9	64.9	61.6	61.1	73.7	65.5	61.5	61.9	64.3	66.4	44.0	87.5	42.0	34.4	17.4	9.9
1. Grade 6 or below	5.5	5.9	5.0	4.6	7.6	2.8	5.2	6.3	6.4	4.7	10.7	1.1	8.2	9.2	15.7	27.0
2. Grade 7	4.2	3.2	5.1	5.0	1.2	3.9	4.7	4.7	3.2	3.4	8.3	0.9	5.5	5.9	13.5	11.8
3. Grade 8	5.2	5.1	5.1	5.3	4.8	6.2	3.7	5.2	6.0	4.5	8.8	1.3	6.6	9.6	11.9	27.7
4. Grade 9 (Freshman)	6.5	6.2	5.9	6.6	4.2	5.4	7.8	6.1	6.4	5.7	11.3	1.6	9.9	12.0	18.1	12.8
5. Grade 10 (Sophomore)	6.3	7.0	6.0	7.6	4.5	6.3	8.9	6.5	3.1	5.9	8.5	2.4	12.1	11.1	11.8	-
6. Grade 11 (Junior)	5.5	4.0	7.1	5.9	3.0	7.5	5.5	5.0	5.1	5.7	4.1	2.8	10.0	10.1	6.6	10.7
7. Grade 12 (Senior)	3.9	3.5	4.2	3.9	1.0	2.4	2.8	4.3	5.5	3.7	4.2	2.5	5.8	7.6	5.0	-
<i>Item 5575 Subject A01g</i>	<i>N</i>	<i>1817</i>	<i>873</i>	<i>881</i>	<i>1145</i>	<i>283</i>	<i>464</i>	<i>663</i>	<i>408</i>	<i>1521</i>	<i>252</i>	<i>977</i>	<i>385</i>	<i>169</i>	<i>218</i>	<i>30</i>

* = less than .05 percent.

DESCRIPTIVE RESULTS: 2010

163

QUESTIONNAIRE FORM 3 2010	TOTAL	SEX		RACE		REGION				COLLEGE PLANS?		ILLICIT DRUG USE: LIFETIME				
		M	F	White	Black	NE	NC	S	W	Yes	No	None	Mari- juana Only	Few Pills	More Pills	Any Her- oin
<i>N (Weighted No. of Cases):</i>	2519	1183	1173	1427	268	474	551	952	542	1922	371	1230	578	231	322	35
<i>% of Weighted Total:</i>	100.0	47.0	46.6	56.6	10.6	18.8	21.9	37.8	21.5	76.3	14.7	48.8	23.0	9.2	12.8	1.4
E12O: Try smokeless tobacco (snuff, plug, or chewing tobacco)																
8. Never	83.6	75.0	92.8	80.0	94.7	90.4	75.3	86.2	83.8	84.7	78.0	94.7	79.2	74.6	54.8	45.7
1. Grade 6 or below	1.0	1.1	0.9	1.1	1.3	0.5	0.6	1.4	1.0	0.7	2.3	0.2	1.0	2.0	3.0	5.3
2. Grade 7	1.1	1.6	0.5	0.9	-	0.3	1.8	0.8	1.5	0.8	2.4	0.3	1.6	0.5	3.2	3.0
3. Grade 8	2.2	3.7	0.6	2.7	-	1.4	3.3	1.6	2.4	2.3	2.0	0.6	2.2	1.9	7.4	16.4
4. Grade 9 (Freshman)	3.1	4.3	1.6	3.7	0.8	2.4	4.5	2.1	3.8	2.5	6.3	0.7	3.2	3.7	11.7	14.9
5. Grade 10 (Sophomore)	3.4	5.8	1.1	4.7	1.1	2.2	5.8	2.6	2.7	3.5	2.0	1.0	4.0	8.7	7.6	8.7
6. Grade 11 (Junior)	3.3	4.9	1.5	4.2	0.3	1.3	5.2	2.9	3.0	3.1	4.0	1.3	4.8	5.7	7.4	6.1
7. Grade 12 (Senior)	2.4	3.7	1.0	2.7	1.8	1.5	3.4	2.4	1.7	2.3	3.0	1.1	4.0	2.9	4.9	-
<i>Item 5576 Subject A01g</i>	<i>N 1993</i>	<i>968</i>	<i>946</i>	<i>1232</i>	<i>204</i>	<i>305</i>	<i>504</i>	<i>745</i>	<i>439</i>	<i>1642</i>	<i>297</i>	<i>1039</i>	<i>441</i>	<i>187</i>	<i>246</i>	<i>33</i>
E12P: Drink enough to feel drunk or very high																
8. Never	51.9	52.7	51.8	47.5	66.9	47.4	46.9	56.0	53.9	53.5	44.8	75.9	30.5	23.7	13.9	8.1
1. Grade 6 or below	1.4	1.6	1.1	1.3	1.4	-	1.9	1.5	1.6	1.3	2.3	-	2.1	2.5	3.8	12.4
2. Grade 7	2.0	1.8	1.9	1.8	1.9	1.8	2.0	1.9	2.2	2.0	2.0	0.6	2.2	3.2	5.4	12.3
3. Grade 8	6.4	6.3	6.2	6.9	1.0	6.7	6.6	5.6	7.3	5.3	11.0	0.6	8.1	7.7	24.0	26.6
4. Grade 9 (Freshman)	10.9	10.2	11.7	12.8	6.5	14.8	12.8	8.4	10.2	10.1	16.4	3.6	13.6	23.8	26.8	18.3
5. Grade 10 (Sophomore)	10.8	11.9	9.4	11.8	6.0	10.8	12.6	10.2	9.9	10.8	8.8	6.5	18.9	13.3	12.4	7.9
6. Grade 11 (Junior)	10.3	8.9	11.9	11.9	6.4	13.6	11.4	8.9	9.4	10.3	11.0	6.8	15.6	18.9	10.5	14.3
7. Grade 12 (Senior)	6.3	6.5	6.0	6.1	10.0	4.9	5.8	7.5	5.6	6.9	3.7	6.0	9.0	6.9	3.2	-
<i>Item 5585 Subject A01g</i>	<i>N 1973</i>	<i>961</i>	<i>935</i>	<i>1229</i>	<i>197</i>	<i>304</i>	<i>498</i>	<i>740</i>	<i>431</i>	<i>1626</i>	<i>293</i>	<i>1031</i>	<i>439</i>	<i>185</i>	<i>241</i>	<i>33</i>
E12Q: Try "crack" cocaine, specifically																
8. Never	98.8	98.4	99.2	99.3	99.7	98.1	98.5	98.9	99.4	98.8	99.0	100.0	100.0	97.4	97.1	60.5
1. Grade 6 or below	0.1	0.1	-	-	0.3	-	0.3	-	-	0.1	0.2	-	-	-	0.2	3.5
2. Grade 7	0.2	0.1	0.4	0.1	-	0.3	0.6	0.1	-	0.2	0.3	-	-	-	0.9	7.8
3. Grade 8	0.2	0.3	0.1	-	-	0.9	0.1	0.1	-	0.2	-	-	-	-	0.2	13.0
4. Grade 9 (Freshman)	0.4	0.5	0.2	0.2	-	0.5	-	0.7	0.2	0.4	0.1	-	-	2.1	0.8	4.2
5. Grade 10 (Sophomore)	0.1	0.2	*	0.1	-	0.1	0.3	-	0.2	0.1	-	-	-	-	0.2	5.8
6. Grade 11 (Junior)	-	-	-	-	-	-	-	-	-	-	-	-	-	-	-	-
7. Grade 12 (Senior)	0.2	0.4	*	0.2	-	0.1	0.2	0.2	0.2	0.1	0.5	-	-	0.5	0.5	5.2
<i>Item 5661 Subject A01g</i>	<i>N 1957</i>	<i>950</i>	<i>929</i>	<i>1217</i>	<i>193</i>	<i>299</i>	<i>494</i>	<i>731</i>	<i>433</i>	<i>1620</i>	<i>286</i>	<i>1037</i>	<i>436</i>	<i>184</i>	<i>224</i>	<i>30</i>

*=less than .05 percent.

QUESTIONNAIRE FORM 4 2010	TOTAL	SEX		RACE		REGION				COLLEGE PLANS?		ILLICIT DRUG USE: LIFETIME				
		M	F	White	Black	NE	NC	S	W	Yes	No	None	Mari- juana Only	Few Pills	More Pills	Any Her- oin
<i>N (Weighted No. of Cases):</i>	2498	1171	1133	1440	289	475	555	941	527	1909	370	1259	522	245	339	32
<i>% of Weighted Total:</i>	100.0	46.9	45.4	57.7	11.6	19.0	22.2	37.7	21.1	76.4	14.8	50.4	20.9	9.8	13.6	1.3
A01: Taking all things together, how would you say things are these days—would you say you're very happy, pretty happy, or not too happy these days?																
3. Very happy	22.1	24.5	20.1	27.0	11.1	22.6	24.9	20.1	22.0	22.1	22.0	22.5	23.0	20.2	19.8	14.7
2. Pretty happy	64.9	63.6	66.4	62.6	72.7	64.0	61.8	66.1	66.8	66.0	64.2	65.6	66.2	68.3	61.7	38.6
1. Not too happy	13.1	11.9	13.5	10.5	16.2	13.4	13.4	13.8	11.1	11.9	13.8	11.9	10.9	11.5	18.6	46.7
<i>Item 1190 Subject P01, Q01</i>	<i>N</i> 2494	1170	1133	1440	288	475	554	940	526	1909	370	1258	521	245	339	32
A02: Looking ahead to the next five years, do you think that things in this country will get better or worse?																
1. Get much better	3.9	5.8	1.9	3.1	6.0	3.2	3.9	4.0	4.5	3.5	5.2	3.4	4.5	3.7	4.4	1.9
2. Get somewhat better	33.6	34.3	31.9	29.8	43.0	31.6	35.0	33.0	34.8	34.8	27.9	35.9	36.0	28.5	27.4	16.2
3. Stay about the same	23.5	24.6	22.6	25.6	18.2	26.5	24.0	22.6	21.9	22.6	27.7	25.1	20.0	24.7	21.5	25.8
4. Get somewhat worse	28.3	24.4	33.4	30.5	23.9	31.9	25.3	28.0	28.8	29.2	27.2	25.5	30.6	32.6	31.8	28.8
5. Get much worse	10.7	10.9	10.1	11.0	9.0	6.7	11.9	12.4	10.0	9.9	12.0	10.1	8.8	10.5	15.0	27.2
<i>Item 9940 Subject I01</i>	<i>N</i> 2490	1168	1133	1440	288	472	555	939	525	1907	370	1258	520	245	339	32
A03: Looking ahead to the next five years, do you think that things in the rest of the world will get better or worse?																
1. Get much better	2.9	3.3	1.9	1.7	5.8	1.3	2.6	4.2	2.2	2.1	4.2	2.4	2.4	2.5	2.4	3.1
2. Get somewhat better	22.9	23.9	20.6	20.3	27.0	23.0	19.8	24.4	23.1	23.5	20.3	23.6	24.9	19.9	19.7	14.7
3. Stay about the same	34.0	36.0	32.5	36.9	28.9	35.9	39.2	30.3	33.3	34.1	35.0	36.9	32.2	34.0	29.4	18.2
4. Get somewhat worse	29.9	25.7	35.2	31.6	27.7	30.3	28.3	30.4	30.4	30.5	26.9	28.2	30.3	34.9	32.4	40.8
5. Get much worse	10.4	11.1	9.8	9.6	10.6	9.5	10.1	10.7	10.9	9.8	13.5	8.8	10.1	8.8	16.2	23.3
<i>Item 9950 Subject I01</i>	<i>N</i> 2484	1165	1131	1437	287	470	554	936	524	1902	370	1254	519	245	338	32
A04: How do you think your own life will go in the next five years—do you think it will get better or worse?																
1. Get much better	47.4	49.4	46.1	46.1	58.8	40.8	48.5	48.9	49.4	48.0	46.2	48.2	50.0	46.4	42.9	46.0
2. Get somewhat better	40.6	39.5	42.3	40.8	34.1	47.8	36.9	40.8	37.6	40.4	41.1	40.1	37.3	43.8	44.1	41.7
3. Stay about the same	9.5	8.6	10.1	10.8	4.6	8.1	11.6	8.5	10.3	9.7	7.9	9.3	9.7	8.8	10.0	6.3
4. Get somewhat worse	1.8	2.0	1.2	1.6	1.2	2.4	2.9	0.7	1.8	1.4	3.2	1.9	1.8	0.7	2.0	1.9
5. Get much worse	0.8	0.6	0.4	0.6	1.4	0.9	0.2	1.1	0.8	0.6	1.5	0.6	1.2	0.3	1.1	4.1
<i>Item 9960 Subject I01</i>	<i>N</i> 2487	1168	1131	1439	286	472	555	936	524	1905	368	1255	520	245	339	32
A05: Some people think a lot about the social problems of the nation and the world, and about how they might be solved. Others spend little time thinking about these issues. How much do you think about such things?																
1. Never	6.1	8.0	3.5	7.1	4.0	7.2	6.9	6.2	4.0	4.8	9.7	4.9	5.4	4.1	10.2	1.9
2. Seldom	23.1	25.0	21.9	23.4	30.5	29.1	24.2	23.0	16.8	23.0	26.5	22.4	26.2	19.0	24.4	30.8
3. Sometimes	44.0	41.0	47.0	42.7	46.0	41.8	43.2	43.4	48.0	43.2	45.4	45.7	44.1	47.8	37.0	31.8
4. Quite often	21.5	20.8	22.2	21.7	18.2	17.2	20.4	22.1	25.2	23.2	15.3	21.6	18.9	26.3	22.4	12.4
5. A great deal	5.3	5.1	5.4	5.1	1.3	4.8	5.3	5.3	6.0	5.9	3.0	5.3	5.4	2.8	6.0	23.0
<i>Item 6880 Subject J, Q08</i>	<i>N</i> 2490	1170	1133	1440	286	472	555	937	526	1909	368	1257	522	245	339	32
A06: These questions are about pollution and the environment. Please mark the circle that shows how much you agree or disagree with each statement below.																
A06A: In general, pollution has increased in the U.S. in the last ten years																
1. Disagree	2.2	2.7	1.6	2.3	3.1	1.3	3.7	2.1	1.3	1.8	3.7	2.4	1.2	2.2	2.1	5.2
2. Mostly disagree	5.6	6.7	4.2	6.5	5.5	6.8	6.2	5.8	3.5	5.7	5.0	6.0	6.2	5.1	4.1	9.3
3. Neither	11.4	12.2	9.9	11.7	11.5	10.3	10.9	12.1	11.6	10.6	11.6	11.9	9.1	11.7	10.9	14.2
4. Mostly agree	35.8	36.7	35.3	36.6	36.7	36.5	36.6	36.2	33.6	36.5	35.4	36.1	35.8	37.0	37.0	32.2
5. Agree	45.1	41.8	49.0	42.9	43.1	45.1	42.5	43.9	50.0	45.3	44.3	43.6	47.7	44.0	45.8	39.1
<i>Item 9970 Subject F04</i>	<i>N</i> 2478	1161	1131	1436	280	468	555	929	526	1905	364	1253	520	244	335	32

DESCRIPTIVE RESULTS: 2010

165

QUESTIONNAIRE FORM 4 2010	TOTAL	SEX		RACE		REGION				COLLEGE PLANS?		ILLICIT DRUG USE: LIFETIME				
		M	F	White	Black	NE	NC	S	W	Yes	No	None	Mari- juana Only	Few Pills	More Pills	Any Her- oin
<i>N (Weighted No. of Cases):</i>	2498	1171	1133	1440	289	475	555	941	527	1909	370	1259	522	245	339	32
<i>% of Weighted Total:</i>	100.0	46.9	45.4	57.7	11.6	19.0	22.2	37.7	21.1	76.4	14.8	50.4	20.9	9.8	13.6	1.3
A06B: The dangers of pollution are not really as great as government, the media, and environmental groups would like us to believe																
1. Disagree	25.5	21.3	29.9	25.3	22.9	30.9	25.7	21.8	26.8	26.8	20.8	24.7	23.6	30.0	28.1	22.9
2. Mostly disagree	23.6	22.4	24.8	23.3	24.9	23.1	23.7	25.5	20.5	24.6	18.1	24.3	24.7	24.0	18.6	7.3
3. Neither	19.5	21.4	16.5	16.3	23.5	19.8	19.7	20.2	18.0	17.1	28.0	19.4	21.1	13.3	20.2	25.9
4. Mostly agree	19.2	20.8	18.4	21.9	17.5	14.7	19.6	18.7	23.6	18.9	20.6	18.7	18.7	20.6	22.1	29.3
5. Agree	12.2	14.1	10.5	13.1	11.2	11.5	11.3	13.8	11.0	12.6	12.5	12.9	11.8	12.1	11.1	14.6
<i>Item 9980 Subject F04</i>	<i>N</i> 2476	1163	1127	1436	280	467	554	931	524	1902	364	1251	519	244	335	32
A06C: America needs growth to survive, and that is going to require some increase in pollution																
1. Disagree	34.4	32.2	37.5	35.3	30.8	36.6	31.2	35.6	33.6	35.3	33.0	34.5	32.3	36.4	37.3	39.6
2. Mostly disagree	21.7	22.1	21.6	24.5	13.1	23.4	24.5	18.9	22.1	22.7	16.5	20.8	22.1	25.8	23.2	8.1
3. Neither	19.6	19.6	19.2	17.8	21.9	17.9	18.2	20.4	21.0	19.0	21.7	20.3	22.3	14.8	16.7	13.6
4. Mostly agree	16.7	17.4	15.5	15.5	22.4	16.7	18.3	16.9	14.7	15.3	20.7	16.9	16.7	16.6	14.1	29.9
5. Agree	7.7	8.6	6.2	6.8	11.7	5.3	7.9	8.2	8.6	7.6	8.1	7.5	6.5	6.3	8.7	8.8
<i>Item 9990 Subject F04</i>	<i>N</i> 2450	1157	1110	1426	272	464	551	916	520	1882	363	1232	519	243	332	32
A06D: People will have to change their buying habits and way of life to correct our environmental problems																
1. Disagree	6.1	7.8	4.1	7.0	4.6	5.2	8.4	5.7	5.2	5.7	8.0	5.3	7.3	6.5	5.4	6.2
2. Mostly disagree	8.9	10.5	7.1	10.1	9.0	10.3	11.1	7.1	8.6	8.7	9.4	7.4	9.2	10.8	10.3	16.2
3. Neither	14.9	17.0	12.2	15.1	15.8	14.7	13.5	15.9	14.8	13.5	18.7	15.5	14.2	8.8	16.9	11.8
4. Mostly agree	35.7	35.1	37.2	35.4	35.9	39.7	37.2	33.4	34.7	36.9	33.4	36.7	38.3	37.4	31.8	28.5
5. Agree	34.3	29.6	39.4	32.4	34.6	30.1	29.9	37.9	36.7	35.1	30.5	35.1	31.0	36.5	35.6	37.2
<i>Item 10000 Subject F04</i>	<i>N</i> 2459	1156	1122	1427	278	463	553	922	522	1888	364	1242	516	242	333	32
A06E: Government should take action to solve our environmental problems even if it means that some of the products we now use would have to be changed or banned																
1. Disagree	9.6	11.4	8.1	10.4	10.6	6.3	8.6	11.8	9.5	9.4	11.5	9.2	9.2	11.5	10.7	14.8
2. Mostly disagree	9.5	10.9	8.2	10.5	7.3	9.5	12.6	8.1	8.7	9.2	10.0	9.6	9.8	9.0	8.4	9.2
3. Neither	22.7	23.9	20.4	21.9	19.5	23.8	20.2	23.0	23.9	21.1	26.4	21.5	24.5	25.3	21.7	36.4
4. Mostly agree	32.1	31.2	33.8	33.6	29.9	35.2	36.5	29.5	29.6	33.4	27.9	33.6	30.2	27.8	33.7	26.4
5. Agree	26.1	22.6	29.5	23.6	32.6	25.2	22.1	27.6	28.3	27.0	24.2	26.1	26.3	26.4	25.4	13.2
<i>Item 10010 Subject F04, H02</i>	<i>N</i> 2465	1156	1127	1432	276	463	552	925	524	1896	362	1243	519	244	334	32
A06F: Government should place higher taxes on products which cause pollution in their manufacture or disposal, so that companies will be encouraged to find better ways to produce them																
1. Disagree	20.3	20.1	20.7	21.7	23.9	16.7	19.7	24.6	16.6	19.2	25.3	20.2	19.2	17.1	23.3	18.9
2. Mostly disagree	12.8	12.6	12.8	13.7	13.2	13.6	13.4	13.5	10.0	13.3	9.3	13.1	12.7	12.0	12.1	-
3. Neither	19.1	19.5	17.5	17.3	23.9	20.4	19.4	18.3	19.0	17.0	22.6	18.4	18.4	17.5	20.9	42.8
4. Mostly agree	26.1	25.6	26.6	27.2	21.2	27.3	28.4	23.9	26.4	27.3	25.7	26.8	27.3	28.3	23.6	18.1
5. Agree	21.7	22.1	22.4	20.1	17.8	22.0	19.0	19.7	28.0	23.1	17.1	21.4	22.4	25.1	20.2	20.2
<i>Item 10020 Subject F04, H02</i>	<i>N</i> 2469	1158	1127	1437	276	466	555	925	524	1898	364	1248	518	244	335	32
A06G: I wish that government would ban throwaway bottles and beverage cans																
1. Disagree	27.7	29.9	26.6	30.8	22.3	27.1	24.5	31.6	24.7	27.5	31.2	27.9	26.7	26.8	31.1	34.6
2. Mostly disagree	16.1	15.9	15.7	16.2	17.6	15.7	20.6	16.0	11.9	16.4	15.1	17.6	15.0	14.4	12.1	16.8
3. Neither	33.1	34.2	31.7	31.0	38.1	32.4	34.0	30.8	36.8	32.5	34.9	33.9	32.5	34.0	32.2	21.7
4. Mostly agree	13.5	11.7	15.3	12.9	12.6	16.4	11.6	12.2	15.5	13.7	10.1	11.3	15.0	16.2	16.5	6.1
5. Agree	9.6	8.4	10.7	9.1	9.5	8.4	9.3	9.5	11.2	9.9	8.8	9.3	10.8	8.6	8.1	20.8
<i>Item 10030 Subject F04, H02</i>	<i>N</i> 2459	1153	1124	1433	275	461	552	923	524	1893	362	1241	519	244	332	31

QUESTIONNAIRE FORM 4 2010	TOTAL	SEX		RACE		REGION				COLLEGE PLANS?		ILLCIT DRUG USE: LIFETIME				
		M	F	White	Black	NE	NC	S	W	Yes	No	None	Mari- juana Only	Few Pills	More Pills	Any Her- oin
<i>N (Weighted No. of Cases):</i> <i>% of Weighted Total:</i>	2498 100.0	1171 46.9	1133 45.4	1440 57.7	289 11.6	475 19.0	555 22.2	941 37.7	527 21.1	1909 76.4	370 14.8	1259 50.4	522 20.9	245 9.8	339 13.6	32 1.3
A06H: T.V. commercials stimulate people to buy a lot of things they don't really need																
1. Disagree	3.7	4.9	2.4	4.4	4.2	5.4	3.9	3.8	1.8	3.3	5.4	3.5	3.1	2.7	5.4	5.7
2. Mostly disagree	4.8	5.6	2.8	4.2	4.5	5.4	5.0	4.6	4.3	4.1	6.5	4.2	4.7	4.1	6.3	4.8
3. Neither	11.6	13.4	8.6	11.3	8.6	12.7	11.1	11.5	11.3	10.3	14.2	10.9	10.6	11.2	11.8	20.5
4. Mostly agree	28.6	29.7	28.1	30.2	26.3	28.8	27.7	28.3	29.7	30.1	22.9	29.1	32.4	28.0	24.2	29.2
5. Agree	51.4	46.3	58.0	49.9	56.4	47.7	52.3	51.9	52.8	52.2	51.0	52.4	49.2	53.9	52.4	39.8
<i>Item 10040 Subject F02</i>	<i>N 2457</i>	<i>1160</i>	<i>1121</i>	<i>1426</i>	<i>277</i>	<i>465</i>	<i>548</i>	<i>920</i>	<i>524</i>	<i>1891</i>	<i>364</i>	<i>1242</i>	<i>516</i>	<i>245</i>	<i>335</i>	<i>32</i>
A06I: T.V. commercials do a lot of good by showing new products that we might not know about otherwise																
1. Disagree	8.5	8.3	8.4	8.3	7.8	6.8	8.8	8.4	9.8	8.3	9.8	8.4	8.0	7.9	10.6	2.2
2. Mostly disagree	14.8	14.9	15.6	17.5	7.6	13.5	18.1	13.0	15.9	15.9	13.1	14.5	15.7	14.5	16.0	20.7
3. Neither	24.9	23.9	25.4	25.6	19.4	23.4	23.1	25.2	27.7	24.9	22.0	26.5	21.2	26.4	23.7	23.4
4. Mostly agree	33.6	34.9	32.2	33.5	33.3	40.1	32.5	32.6	30.9	33.1	35.0	31.6	37.8	33.9	33.9	28.3
5. Agree	18.1	18.0	18.3	15.0	31.9	16.2	17.4	20.8	15.7	17.8	20.1	19.0	17.3	17.4	15.7	25.4
<i>Item 10050 Subject F02</i>	<i>N 2463</i>	<i>1157</i>	<i>1125</i>	<i>1433</i>	<i>277</i>	<i>466</i>	<i>553</i>	<i>920</i>	<i>524</i>	<i>1896</i>	<i>364</i>	<i>1244</i>	<i>518</i>	<i>244</i>	<i>335</i>	<i>32</i>
A06J: My family and I often buy things we don't really need; we could get along with much less																
1. Disagree	13.0	13.4	13.5	11.2	16.6	10.4	10.8	14.7	14.7	11.8	15.4	13.2	12.0	7.9	17.0	23.1
2. Mostly disagree	16.9	17.5	15.9	16.5	22.9	17.7	14.8	17.8	16.7	16.8	16.7	17.0	16.5	15.3	17.4	11.6
3. Neither	21.4	24.2	17.2	21.3	20.4	24.1	22.0	19.9	20.8	20.6	22.3	21.0	21.0	21.2	21.4	32.0
4. Mostly agree	28.1	26.4	30.6	30.4	17.4	30.6	31.7	24.1	29.1	29.8	24.5	28.0	29.3	32.4	26.5	16.7
5. Agree	20.6	18.6	22.9	20.6	22.7	17.2	20.7	23.5	18.6	20.9	21.1	20.8	21.2	23.2	17.7	16.6
<i>Item 10060 Subject F01</i>	<i>N 2455</i>	<i>1154</i>	<i>1123</i>	<i>1428</i>	<i>276</i>	<i>460</i>	<i>551</i>	<i>923</i>	<i>521</i>	<i>1890</i>	<i>360</i>	<i>1238</i>	<i>515</i>	<i>245</i>	<i>335</i>	<i>32</i>
A06K: Within the next 25 years, engineers and scientists will probably have invented devices that will solve our pollution problems																
1. Disagree	7.2	8.8	5.4	7.6	6.5	6.7	6.0	8.2	7.2	6.2	12.0	7.1	6.2	8.4	8.5	12.2
2. Mostly disagree	13.9	13.9	14.1	16.8	10.4	13.4	14.5	14.2	13.2	15.2	7.7	13.3	13.0	15.7	17.0	18.2
3. Neither	25.0	22.9	25.9	25.3	25.9	25.4	26.2	22.7	27.3	24.5	25.8	25.9	23.7	26.8	22.5	34.5
4. Mostly agree	37.3	36.5	39.6	36.8	37.0	38.7	36.9	35.8	38.9	38.8	32.1	37.0	40.9	35.0	36.6	15.8
5. Agree	16.6	17.9	15.0	13.4	20.3	15.8	16.4	19.0	13.5	15.3	22.3	16.8	16.2	13.9	15.5	19.3
<i>Item 10070 Subject F04</i>	<i>N 2468</i>	<i>1161</i>	<i>1127</i>	<i>1434</i>	<i>280</i>	<i>464</i>	<i>554</i>	<i>926</i>	<i>525</i>	<i>1903</i>	<i>363</i>	<i>1248</i>	<i>519</i>	<i>244</i>	<i>336</i>	<i>32</i>
A07: In your own actions—the things you buy and the things you do—how much of an effort do you make to conserve energy and protect the environment?																
1. None	13.5	15.8	11.2	15.0	16.0	14.9	13.2	15.1	9.5	12.7	17.3	10.7	13.3	13.9	21.5	24.8
2. A little	32.4	33.1	32.2	30.8	38.1	27.9	33.3	34.3	32.0	32.8	32.8	31.3	34.3	33.3	35.4	14.7
3. Some	42.6	40.2	45.6	43.5	34.9	45.5	41.9	38.3	48.4	43.1	39.7	47.1	41.8	39.6	31.0	39.6
4. Quite a bit	11.5	10.9	11.0	10.8	10.9	11.6	11.6	12.3	10.1	11.4	10.1	10.8	10.5	13.2	12.1	20.9
<i>Item 10080 Subject F04</i>	<i>N 2405</i>	<i>1130</i>	<i>1101</i>	<i>1415</i>	<i>266</i>	<i>461</i>	<i>542</i>	<i>897</i>	<i>505</i>	<i>1855</i>	<i>349</i>	<i>1219</i>	<i>505</i>	<i>238</i>	<i>325</i>	<i>32</i>
The next questions are about work.																
A08: Different people may look for different things in their work. Below is a list of some of these things. Please read each one, then indicate how important this thing is for you.																
A08A: A job where you can see the results of what you do																
1. Not important	2.0	2.9	1.0	1.7	5.0	3.0	1.9	2.1	1.3	1.3	3.5	0.9	2.7	1.3	4.3	6.2
2. A little important	12.5	14.2	10.4	12.6	7.1	12.7	10.1	12.8	14.5	11.8	15.8	11.9	14.3	11.4	13.0	7.1
3. Pretty important	42.0	43.0	41.8	43.2	37.8	44.3	42.3	38.0	46.6	43.7	35.5	40.9	44.1	41.4	43.1	47.3
4. Very important	43.4	39.9	46.8	42.5	50.1	40.0	45.7	47.1	37.7	43.1	45.2	46.3	38.9	46.0	39.6	39.4
<i>Item 10090 Subject C04</i>	<i>N 2462</i>	<i>1158</i>	<i>1126</i>	<i>1436</i>	<i>281</i>	<i>461</i>	<i>551</i>	<i>927</i>	<i>523</i>	<i>1900</i>	<i>362</i>	<i>1245</i>	<i>518</i>	<i>244</i>	<i>336</i>	<i>32</i>

DESCRIPTIVE RESULTS: 2010

167

QUESTIONNAIRE FORM 4 2010	TOTAL	SEX		RACE		REGION				COLLEGE PLANS?		ILLICIT DRUG USE: LIFETIME				
		M	F	White	Black	NE	NC	S	W	Yes	No	None	Mari- juana Only	Few Pills	More Pills	Any Her- oin
<i>N (Weighted No. of Cases):</i>	2498	1171	1133	1440	289	475	555	941	527	1909	370	1259	522	245	339	32
<i>% of Weighted Total:</i>	100.0	46.9	45.4	57.7	11.6	19.0	22.2	37.7	21.1	76.4	14.8	50.4	20.9	9.8	13.6	1.3
A08B: A job that has high status and prestige																
1. Not important	10.5	8.5	13.3	11.7	10.0	9.7	11.2	10.8	10.2	10.4	9.2	11.8	8.5	6.6	11.0	28.2
2. A little important	28.6	27.1	29.8	31.9	18.7	25.1	33.2	25.9	31.7	28.4	29.7	29.4	26.4	29.1	27.9	24.5
3. Pretty important	37.1	38.3	36.4	36.3	35.7	45.4	35.2	33.9	37.5	36.9	41.5	35.6	40.7	37.7	40.2	29.4
4. Very important	23.7	26.1	20.6	20.2	35.6	19.8	20.4	29.3	20.6	24.2	19.7	23.2	24.4	26.6	20.8	17.8
<i>Item 10100 Subject C04</i>	<i>N</i> 2459	1158	1124	1436	280	461	552	924	523	1898	362	1245	517	242	336	32
A08C: A job which is interesting to do																
1. Not important	0.6	0.7	0.4	0.3	2.3	0.6	0.2	0.5	1.3	0.4	1.4	0.1	1.1	0.4	1.3	4.1
2. A little important	3.3	3.3	2.5	1.6	6.2	3.3	1.7	4.9	2.1	2.8	4.2	2.8	2.6	3.1	4.7	-
3. Pretty important	19.6	21.0	17.6	18.6	19.5	17.7	18.9	19.6	22.2	18.7	23.1	18.6	18.8	21.4	21.6	22.7
4. Very important	76.4	75.0	79.4	79.5	72.1	78.4	79.2	75.0	74.4	78.1	71.3	78.6	77.5	75.1	72.4	73.3
<i>Item 10110 Subject C04</i>	<i>N</i> 2446	1155	1117	1431	276	456	551	919	520	1890	360	1240	514	243	334	32
A08D: A job where the chances for advancement and promotion are good																
1. Not important	2.2	2.2	1.9	1.7	3.0	1.1	1.8	2.7	2.6	1.5	5.1	2.2	2.5	1.0	1.4	6.2
2. A little important	10.3	9.7	10.7	12.5	6.0	9.9	10.8	9.9	10.7	9.9	10.8	11.3	6.5	7.5	12.0	20.5
3. Pretty important	33.4	30.9	36.3	35.1	24.8	35.9	34.5	29.6	36.9	34.5	30.0	36.4	32.6	35.6	25.8	24.8
4. Very important	54.1	57.2	51.1	50.7	66.2	53.1	52.9	57.8	49.8	54.1	54.1	50.2	58.4	55.9	60.7	48.5
<i>Item 10120 Subject C04</i>	<i>N</i> 2456	1159	1126	1437	280	458	552	925	521	1900	363	1242	518	244	335	32
A08E: A job that gives you an opportunity to be directly helpful to others																
1. Not important	3.6	5.5	1.4	3.8	4.9	3.4	3.8	3.2	4.3	2.9	7.0	2.8	3.6	5.0	5.7	6.0
2. A little important	15.0	20.8	9.3	15.3	15.3	15.0	15.9	14.3	15.1	13.9	18.8	13.9	13.8	14.8	19.7	10.2
3. Pretty important	35.6	36.9	34.5	37.3	32.5	38.3	34.3	35.5	34.9	34.8	37.2	35.5	34.2	40.3	34.5	39.2
4. Very important	45.8	36.8	54.8	43.5	47.3	43.3	45.9	47.0	45.8	48.5	37.1	47.9	48.4	40.0	40.2	44.7
<i>Item 10130 Subject C04, O01</i>	<i>N</i> 2458	1156	1126	1435	280	461	552	924	521	1899	361	1243	517	244	336	32
A08F: A job which provides you with a chance to earn a good deal of money																
1. Not important	3.5	3.1	3.4	3.6	3.3	3.0	3.8	3.9	2.8	3.2	3.9	3.7	2.2	1.1	4.2	6.1
2. A little important	9.5	8.7	9.6	10.8	3.1	6.9	11.1	9.3	10.2	9.4	8.3	11.1	7.3	7.2	7.4	3.1
3. Pretty important	29.3	26.2	31.7	32.7	22.0	28.3	31.4	27.3	31.3	29.9	24.3	31.4	26.2	31.4	24.9	35.5
4. Very important	57.8	61.9	55.3	52.9	71.7	61.7	53.7	59.4	55.7	57.5	63.5	53.8	64.2	60.2	63.5	55.2
<i>Item 10140 Subject C04, F01</i>	<i>N</i> 2456	1155	1125	1434	280	459	550	924	523	1899	361	1242	517	244	336	31
A08G: A job where you have the chance to be creative																
1. Not important	6.8	7.0	6.6	7.4	5.4	6.3	6.8	6.1	8.4	6.6	7.9	7.8	6.9	4.4	5.1	8.1
2. A little important	22.8	23.4	22.7	25.9	18.3	23.5	23.3	23.0	21.4	23.2	22.7	23.6	22.9	24.9	19.5	8.1
3. Pretty important	30.7	29.9	30.6	27.9	35.7	30.8	30.1	30.8	31.4	30.2	30.6	30.1	30.9	33.4	30.6	26.5
4. Very important	39.7	39.7	40.1	38.9	40.5	39.5	39.8	40.2	38.8	40.0	38.9	38.5	39.3	37.3	44.8	57.2
<i>Item 10150 Subject C04</i>	<i>N</i> 2452	1154	1122	1435	276	461	549	921	520	1892	363	1241	516	244	334	32
A08H: A job where the skills you learn will not go out of date																
1. Not important	4.3	4.3	4.0	4.3	4.7	3.4	5.1	3.8	5.0	4.1	4.7	4.6	2.5	5.7	3.4	6.0
2. A little important	14.4	13.1	15.0	16.2	9.4	12.9	15.2	15.6	12.8	14.0	13.5	15.3	9.7	16.0	14.4	12.4
3. Pretty important	31.9	31.9	32.0	33.6	28.0	31.5	31.3	31.3	33.7	32.5	29.6	33.0	33.7	27.5	30.9	26.2
4. Very important	49.4	50.8	49.0	45.8	57.8	52.3	48.4	49.2	48.5	49.4	52.2	47.1	54.0	50.9	51.3	55.4
<i>Item 10160 Subject C04</i>	<i>N</i> 2456	1155	1125	1434	278	460	551	922	523	1895	363	1242	518	244	335	32
A08I: A job that gives you a chance to make friends																
1. Not important	6.3	5.0	7.6	4.4	15.0	5.6	3.6	8.2	6.4	5.9	7.1	6.2	7.9	3.7	6.0	8.2
2. A little important	21.5	21.3	21.3	21.6	23.9	20.5	22.5	20.5	23.3	21.4	22.1	20.6	23.3	24.8	21.0	13.7
3. Pretty important	35.9	37.2	34.3	36.6	27.4	39.1	35.7	35.1	34.5	35.4	39.0	36.9	32.0	37.4	34.1	31.3
4. Very important	36.3	36.5	36.8	37.3	33.6	34.8	38.2	36.2	35.8	37.3	31.8	36.2	36.9	34.1	38.8	46.9
<i>Item 10170 Subject C04, M04</i>	<i>N</i> 2458	1159	1123	1434	280	461	552	925	520	1899	362	1246	518	244	334	32

QUESTIONNAIRE FORM 4 2010	TOTAL	SEX		RACE		REGION				COLLEGE PLANS?		ILLICIT DRUG USE: LIFETIME					
		M	F	White	Black	NE	NC	S	W	Yes	No	None	Mari- juana Only	Few Pills	More Pills	Any Her- oin	
<i>N (Weighted No. of Cases):</i>	2498	1171	1133	1440	289	475	555	941	527	1909	370	1259	522	245	339	32	
<i>% of Weighted Total:</i>	100.0	46.9	45.4	57.7	11.6	19.0	22.2	37.7	21.1	76.4	14.8	50.4	20.9	9.8	13.6	1.3	
A08J: A job which uses your skills and abilities—lets you do the things you can do best																	
1. Not important	1.5	1.6	1.3	1.1	5.1	2.2	1.6	1.4	1.1	1.2	2.8	0.5	2.1	0.3	3.9	4.1	
2. A little important	5.3	4.9	4.9	5.0	3.2	5.3	4.2	5.9	5.3	4.6	6.3	4.2	7.1	4.9	5.2	9.6	
3. Pretty important	27.9	27.6	28.2	29.1	27.4	27.8	28.5	27.2	28.6	28.0	29.2	27.9	26.3	33.0	28.8	31.2	
4. Very important	65.3	65.9	65.6	64.8	64.2	64.7	65.7	65.5	64.9	66.3	61.7	67.5	64.5	61.8	62.1	55.1	
<i>Item 10180 Subject C04</i>	<i>N</i>	<i>2454</i>	<i>1155</i>	<i>1125</i>	<i>1436</i>	<i>278</i>	<i>460</i>	<i>552</i>	<i>920</i>	<i>522</i>	<i>1896</i>	<i>363</i>	<i>1241</i>	<i>517</i>	<i>243</i>	<i>336</i>	<i>32</i>
A08K: A job that is worthwhile to society																	
1. Not important	5.0	7.6	2.5	5.5	5.9	5.3	4.8	5.4	4.1	4.1	6.8	3.9	4.8	5.9	6.5	20.0	
2. A little important	14.6	16.4	11.7	14.8	13.0	13.3	15.6	14.2	15.6	12.9	19.8	13.1	15.3	17.0	17.2	2.0	
3. Pretty important	36.4	36.7	36.6	35.8	36.2	40.4	32.6	35.8	37.9	36.5	38.6	37.9	31.4	40.8	35.1	42.8	
4. Very important	44.1	39.3	49.2	43.8	44.9	41.0	47.1	44.7	42.5	46.6	34.9	45.1	48.4	36.3	41.2	35.2	
<i>Item 10190 Subject C04, O01</i>	<i>N</i>	<i>2442</i>	<i>1152</i>	<i>1117</i>	<i>1433</i>	<i>272</i>	<i>460</i>	<i>547</i>	<i>915</i>	<i>519</i>	<i>1882</i>	<i>363</i>	<i>1234</i>	<i>512</i>	<i>244</i>	<i>336</i>	<i>32</i>
A08L: A job where you have more than two weeks vacation																	
1. Not important	12.9	11.8	13.8	13.9	16.8	12.6	14.4	12.7	12.1	12.0	17.2	12.3	13.9	12.3	12.7	11.4	
2. A little important	30.4	26.8	34.1	31.7	26.3	28.3	31.0	31.0	30.8	30.2	27.1	30.6	27.7	32.9	29.9	30.7	
3. Pretty important	27.8	29.3	26.9	27.7	27.0	30.3	27.5	24.9	31.1	28.7	24.0	30.0	27.9	30.2	21.5	23.9	
4. Very important	28.8	32.2	25.2	26.6	29.8	28.9	27.1	31.4	26.0	29.1	31.8	27.1	30.5	24.5	35.9	34.1	
<i>Item 10200 Subject C04</i>	<i>N</i>	<i>2454</i>	<i>1156</i>	<i>1123</i>	<i>1432</i>	<i>280</i>	<i>459</i>	<i>551</i>	<i>922</i>	<i>521</i>	<i>1896</i>	<i>363</i>	<i>1241</i>	<i>518</i>	<i>243</i>	<i>336</i>	<i>32</i>
A08M: A job where you get a chance to participate in decision making																	
1. Not important	4.7	4.8	4.9	5.6	4.2	5.8	4.9	4.7	3.8	4.3	6.6	4.7	4.0	2.7	6.6	8.1	
2. A little important	21.7	20.7	21.7	24.2	16.5	22.0	22.6	21.1	21.5	21.0	26.1	22.0	23.2	19.3	20.2	5.8	
3. Pretty important	40.9	43.2	38.8	41.9	35.3	42.7	40.8	38.7	43.4	41.0	39.0	41.7	38.1	45.2	39.1	54.1	
4. Very important	32.6	31.3	34.6	28.3	43.9	29.5	31.7	35.5	31.3	33.8	28.3	31.7	34.6	32.8	34.1	32.0	
<i>Item 10210 Subject C04</i>	<i>N</i>	<i>2448</i>	<i>1151</i>	<i>1124</i>	<i>1433</i>	<i>277</i>	<i>458</i>	<i>549</i>	<i>919</i>	<i>522</i>	<i>1891</i>	<i>362</i>	<i>1236</i>	<i>518</i>	<i>243</i>	<i>336</i>	<i>32</i>
A08N: A job which leaves a lot of time for other things in your life																	
1. Not important	2.7	1.9	3.6	2.3	4.9	2.4	3.1	2.7	2.8	2.2	3.9	2.5	2.7	3.0	3.0	4.1	
2. A little important	15.7	13.7	16.6	17.1	9.7	14.6	17.4	14.6	17.0	15.6	16.1	17.6	13.3	14.6	13.3	12.4	
3. Pretty important	40.3	39.8	41.7	40.7	43.1	41.2	35.7	39.6	45.7	41.3	37.0	40.2	43.6	43.7	34.4	32.8	
4. Very important	41.2	44.7	38.1	39.9	42.3	41.9	43.7	43.1	34.5	41.0	43.0	39.7	40.4	38.6	49.2	50.7	
<i>Item 10220 Subject C04</i>	<i>N</i>	<i>2456</i>	<i>1158</i>	<i>1125</i>	<i>1437</i>	<i>281</i>	<i>460</i>	<i>551</i>	<i>924</i>	<i>520</i>	<i>1898</i>	<i>363</i>	<i>1245</i>	<i>517</i>	<i>243</i>	<i>336</i>	<i>32</i>
A08O: A job which allows you to establish roots in a community and not have to move from place to place																	
1. Not important	9.7	10.3	9.1	10.0	7.1	7.6	10.0	9.4	11.6	10.1	6.4	9.0	9.2	8.2	13.2	21.8	
2. A little important	18.1	18.1	17.3	18.2	17.8	18.9	19.7	17.4	17.0	17.4	16.8	18.0	17.6	19.0	16.4	15.7	
3. Pretty important	33.2	32.7	33.9	33.1	31.0	33.8	32.5	32.0	35.5	33.2	35.3	33.8	32.6	35.9	32.3	26.8	
4. Very important	39.0	38.9	39.7	38.6	44.0	39.7	37.8	41.1	35.8	39.3	41.6	39.2	40.6	36.8	38.2	35.7	
<i>Item 10230 Subject C04</i>	<i>N</i>	<i>2450</i>	<i>1154</i>	<i>1123</i>	<i>1433</i>	<i>277</i>	<i>460</i>	<i>550</i>	<i>918</i>	<i>522</i>	<i>1894</i>	<i>362</i>	<i>1240</i>	<i>517</i>	<i>243</i>	<i>335</i>	<i>32</i>
A08P: A job which leaves you mostly free of supervision by others																	
1. Not important	9.1	7.5	10.5	9.3	8.7	9.0	6.4	10.9	8.9	9.0	9.3	10.4	7.6	10.0	6.5	-	
2. A little important	29.2	25.4	33.9	31.0	26.8	28.7	29.1	29.0	30.0	29.7	24.2	29.8	30.1	32.3	23.3	35.2	
3. Pretty important	35.9	36.2	35.3	35.3	36.9	39.5	37.0	33.8	35.3	36.3	36.7	36.0	34.3	35.7	38.2	30.4	
4. Very important	25.8	30.9	20.3	24.4	27.5	22.8	27.5	26.2	25.7	25.1	29.8	23.8	28.0	22.0	32.0	34.4	
<i>Item 10240 Subject C04</i>	<i>N</i>	<i>2453</i>	<i>1158</i>	<i>1123</i>	<i>1433</i>	<i>281</i>	<i>461</i>	<i>552</i>	<i>919</i>	<i>521</i>	<i>1895</i>	<i>363</i>	<i>1241</i>	<i>518</i>	<i>243</i>	<i>336</i>	<i>32</i>
A08Q: A job that offers a reasonably predictable, secure future																	
1. Not important	2.2	2.8	0.9	1.9	2.7	2.7	2.6	1.7	2.3	1.8	2.6	1.0	2.2	1.5	4.2	9.9	
2. A little important	8.8	9.5	7.3	8.8	7.7	9.1	6.8	11.3	6.4	7.7	10.9	8.7	8.9	7.0	9.0	10.5	
3. Pretty important	33.1	35.3	31.1	36.4	24.6	32.8	35.1	29.7	37.5	32.4	37.6	33.4	32.4	38.7	30.5	38.1	
4. Very important	55.8	52.4	60.6	52.9	65.0	55.4	55.6	57.4	53.8	58.1	48.8	57.0	56.4	52.7	56.3	41.5	
<i>Item 10250 Subject C04</i>	<i>N</i>	<i>2436</i>	<i>1142</i>	<i>1124</i>	<i>1422</i>	<i>277</i>	<i>459</i>	<i>551</i>	<i>904</i>	<i>522</i>	<i>1888</i>	<i>357</i>	<i>1244</i>	<i>510</i>	<i>241</i>	<i>328</i>	<i>32</i>

DESCRIPTIVE RESULTS: 2010

169

QUESTIONNAIRE FORM 4 2010	TOTAL	SEX		RACE		REGION				COLLEGE PLANS?		ILLICIT DRUG USE: LIFETIME				
		M	F	White	Black	NE	NC	S	W	Yes	No	None	Mari- juana Only	Few Pills	More Pills	Any Her- oin
<i>N (Weighted No. of Cases):</i>	2498	1171	1133	1440	289	475	555	941	527	1909	370	1259	522	245	339	32
<i>% of Weighted Total:</i>	100.0	46.9	45.4	57.7	11.6	19.0	22.2	37.7	21.1	76.4	14.8	50.4	20.9	9.8	13.6	1.3
A08R: A job where you can learn new things, learn new skills																
1. Not important	3.7	4.3	3.4	4.2	5.6	2.9	4.9	4.3	2.2	3.6	4.1	3.3	3.8	2.4	4.7	6.0
2. A little important	14.7	16.2	13.5	17.9	6.1	17.3	16.3	12.7	14.5	15.0	12.9	15.3	12.5	16.8	13.1	14.0
3. Pretty important	38.7	37.6	39.1	40.4	30.9	43.3	37.7	36.7	39.3	38.7	37.2	38.5	39.8	37.3	39.8	41.9
4. Very important	42.8	41.9	44.0	37.4	57.4	36.6	41.1	46.3	44.0	42.7	45.8	42.9	43.9	43.5	42.4	38.1
<i>Item 10260 Subject B02, C04</i>	<i>N</i> 2439	1145	1122	1423	277	457	551	909	522	1888	358	1244	511	243	327	32
A08S: A job where you do not have to pretend to be a type of person that you are not																
1. Not important	5.5	6.1	4.8	4.8	7.8	3.4	5.3	7.3	4.5	5.0	8.5	6.3	4.1	3.2	6.6	12.3
2. A little important	7.3	9.0	4.9	6.4	4.4	9.2	6.2	6.8	7.9	7.0	7.0	5.7	7.7	9.1	8.4	16.2
3. Pretty important	20.8	24.8	17.0	21.9	16.5	22.5	22.6	18.1	22.0	19.4	23.9	20.9	20.0	21.5	20.5	13.4
4. Very important	66.4	60.1	73.4	67.0	71.3	64.9	65.9	67.9	65.6	68.6	60.5	67.0	68.2	66.2	64.5	58.2
<i>Item 10270 Subject C04</i>	<i>N</i> 2426	1137	1120	1418	276	454	549	903	521	1884	357	1239	509	241	326	32
A08T: A job that most people look up to and respect																
1. Not important	5.5	6.2	5.2	6.2	6.3	5.9	4.9	6.4	4.1	5.2	7.4	5.5	4.6	3.9	6.4	21.0
2. A little important	15.9	17.3	14.2	17.6	11.1	13.2	17.0	14.2	19.9	15.0	15.7	16.3	12.8	16.0	17.8	21.4
3. Pretty important	34.3	33.3	34.9	35.5	31.6	38.3	35.2	31.9	33.9	33.7	36.5	35.0	32.9	37.2	33.1	20.9
4. Very important	44.4	43.3	45.7	40.7	50.9	42.5	42.9	47.5	42.0	46.1	40.4	43.1	49.7	42.8	42.6	36.7
<i>Item 10280 Subject C04</i>	<i>N</i> 2428	1138	1121	1422	271	453	551	902	521	1881	360	1236	510	243	327	32
A08U: A job that permits contact with a lot of people																
1. Not important	11.6	12.5	10.8	12.8	13.9	12.6	11.1	10.8	12.7	11.1	13.8	11.6	12.5	11.3	9.9	22.4
2. A little important	24.4	26.4	22.5	24.5	20.7	23.3	23.4	25.4	24.7	23.3	27.8	23.5	23.0	28.0	29.9	12.2
3. Pretty important	33.8	32.9	34.3	33.8	37.0	35.9	34.5	32.4	34.0	34.1	34.0	35.0	32.3	36.8	28.9	34.0
4. Very important	30.1	28.1	32.4	29.0	28.4	28.2	31.0	31.4	28.6	31.5	24.4	29.9	32.2	24.0	31.3	31.5
<i>Item 10290 Subject C04, M05</i>	<i>N</i> 2428	1138	1122	1421	273	455	549	903	522	1883	358	1237	511	243	327	32
A08V: A job with an easy pace that lets you work slowly																
1. Not important	21.2	19.3	23.8	21.6	23.7	18.1	20.7	22.3	22.6	22.2	19.6	23.9	19.6	16.8	20.1	9.8
2. A little important	37.2	36.1	38.4	38.5	33.2	38.8	38.3	34.5	39.7	38.2	34.4	36.8	38.0	43.8	35.4	26.2
3. Pretty important	25.0	26.4	23.1	24.8	20.5	30.5	23.3	23.0	25.6	24.1	25.5	23.8	24.3	26.6	26.4	41.2
4. Very important	16.5	18.3	14.7	15.1	22.6	12.6	17.7	20.2	12.2	15.5	20.5	15.5	18.1	12.8	18.1	22.8
<i>Item 10300 Subject C04</i>	<i>N</i> 2428	1137	1122	1422	272	453	551	903	520	1882	359	1239	509	241	327	32
A08W: A job where most problems are quite difficult and challenging																
1. Not important	20.7	18.9	24.2	21.6	22.5	18.0	21.5	21.8	20.5	21.1	22.9	20.6	20.8	21.0	24.3	13.0
2. A little important	40.9	38.1	44.2	41.6	38.4	40.8	38.7	40.8	43.4	41.2	39.3	40.8	39.4	44.7	40.5	34.2
3. Pretty important	25.6	28.5	22.0	26.1	20.9	29.3	31.2	21.2	23.8	25.4	26.3	26.3	27.6	22.9	23.1	29.8
4. Very important	12.8	14.5	9.6	10.7	18.1	11.9	8.6	16.2	12.3	12.2	11.5	12.3	12.1	11.4	12.1	23.0
<i>Item 10310 Subject C04</i>	<i>N</i> 2426	1136	1122	1421	270	454	551	902	518	1881	359	1240	507	241	326	32

QUESTIONNAIRE FORM 4 2010	TOTAL	SEX		RACE		REGION				COLLEGE PLANS?		ILLCIT DRUG USE: LIFETIME					
		M	F	White	Black	NE	NC	S	W	Yes	No	None	Mari- juana Only	Few Pills	More Pills	Any Her- oin	
<i>N (Weighted No. of Cases):</i>	2498	1171	1133	1440	289	475	555	941	527	1909	370	1259	522	245	339	32	
<i>% of Weighted Total:</i>	100.0	46.9	45.4	57.7	11.6	19.0	22.2	37.7	21.1	76.4	14.8	50.4	20.9	9.8	13.6	1.3	
A09: What kind of work do you think you will be doing when you are 30 years old? Mark the one that comes closest to what you expect to be doing.																	
01. Laborer (car washer, sanitary worker, farm laborer)	0.4	0.4	0.2	0.3	0.2	0.5	0.3	0.3	0.5	0.1	1.4	0.3	0.4	-	0.6	-	
02. Service worker (cook, waiter, barber, janitor, gas station attendant, practical nurse, beautician)	3.6	1.7	5.5	3.0	6.3	5.4	2.7	4.4	1.4	2.1	9.3	2.7	2.0	5.4	6.3	23.0	
03. Operative or semi-skilled worker (garage worker, taxicab, bus or truck driver, assembly line worker, welder)	1.2	2.0	-	1.1	2.9	0.5	1.2	1.8	0.6	0.4	4.3	0.4	2.0	0.4	2.4	3.2	
04. Sales clerk in a retail store or by phone (phone sales, department store clerk, drug store clerk)	0.3	0.1	0.5	0.4	-	0.4	0.3	0.2	0.4	0.2	0.5	0.2	0.5	-	0.3	-	
05. Clerical or office worker (bank teller, bookkeeper, secretary, postal clerk or carrier, keyboard operator)	0.9	0.5	1.5	0.8	0.8	0.9	0.8	1.0	0.8	0.8	1.4	0.8	0.9	1.0	1.5	-	
06. Protective service (police officer, firefighter, detective)	6.1	8.7	3.5	5.7	4.4	6.6	5.2	5.1	8.5	5.6	10.1	5.8	7.7	5.1	5.3	6.1	
07. Military service	3.9	6.1	1.4	3.2	5.7	1.7	3.6	4.9	4.4	2.6	7.7	3.9	4.2	4.8	2.7	-	
08. Craftsman or skilled worker (carpenter, electrician, brick layer, mechanic, machinist, tool and die maker, telephone installer)	4.9	8.9	0.7	5.2	4.2	2.6	6.7	5.4	4.2	2.7	14.0	4.0	5.0	3.6	6.7	14.6	
09. Farm owner, farm manager	0.7	1.0	0.5	1.2	-	1.0	1.2	0.3	0.6	0.5	2.1	0.8	0.5	0.9	0.6	-	
10. Owner of small business (restaurant owner, shop owner)	5.8	6.5	4.8	5.4	9.7	5.8	6.2	5.7	5.5	6.0	5.6	5.3	6.4	4.7	8.4	7.2	
11. Sales representative (insurance agent, real estate broker, bond salesman)	1.0	1.2	1.0	1.3	0.5	1.1	1.4	0.8	1.0	1.1	0.2	1.0	0.5	-	0.6	2.6	
12. Manager or administrator (office manager, sales manager, school administrator, government official)	4.3	5.0	3.6	4.5	5.0	4.9	4.2	4.5	3.4	4.6	2.3	4.7	4.0	5.7	2.3	-	
13. Professional without doctoral degree (registered nurse, librarian, engineer, architect, social worker, accountant, actor, artist, musician, teacher, pilot, computer programmer or analyst)	37.7	31.9	44.2	39.0	34.1	38.5	37.9	37.9	36.3	40.5	26.0	39.3	38.4	39.0	33.3	18.6	
14. Professional with doctoral degree or equivalent (lawyer, physician, dentist, scientist, college professor)	21.3	17.3	25.5	20.4	22.0	21.7	20.1	20.9	22.6	25.0	5.5	23.1	19.0	23.7	18.4	8.1	
15. Full-time homemaker	0.5	0.1	1.0	0.8	-	0.2	0.3	-	1.9	0.6	0.4	0.8	-	0.1	0.4	4.3	
16. Don't know—GO TO Q.A13	7.5	8.8	6.2	7.8	4.3	8.2	7.6	6.8	7.8	7.1	9.2	6.8	8.5	5.7	10.0	12.2	
<i>Item 10320 Subject C03</i>	<i>N</i>	2301	1069	1075	1358	258	429	520	857	495	1784	340	1181	478	232	309	30
A10: How likely do you think it is that you will actually get to do this kind of work?																	
1. Not very likely	1.8	1.7	1.6	1.8	2.4	2.7	1.8	1.4	1.8	1.7	1.7	1.6	2.3	0.4	2.3	3.6	
2. Somewhat likely	8.9	9.4	7.7	8.6	6.9	9.1	7.8	8.3	10.9	7.5	14.7	8.9	8.3	8.2	8.2	10.1	
3. Fairly likely	22.0	24.8	19.3	22.2	17.8	26.5	23.6	17.8	23.9	22.3	20.0	21.2	22.1	23.5	24.7	10.4	
4. Very likely	40.7	38.4	43.6	42.5	40.2	37.5	41.0	42.6	39.5	43.8	28.7	41.0	42.1	44.0	38.3	17.8	
5. Certain	21.1	18.6	23.7	19.7	25.2	17.6	21.7	23.1	19.7	21.4	18.5	22.0	20.8	19.4	18.6	26.8	
6. I already do this kind of work	5.6	7.1	4.2	5.2	7.5	6.7	4.1	6.8	4.2	3.3	16.3	5.3	4.5	4.4	7.9	31.4	
<i>Item 10330 Subject C03</i>	<i>N†</i>	2220	1028	1043	1300	259	405	500	846	469	1719	327	1141	461	225	296	28
A11: How certain are you that this kind of work is a good choice for you?																	
1. Not at all certain	2.7	2.7	2.3	3.0	2.4	4.6	3.6	2.1	1.1	2.7	2.6	1.9	3.4	3.6	3.8	-	
2. Somewhat certain	6.9	6.7	6.5	6.0	7.6	5.7	7.5	6.5	7.8	6.0	8.8	6.4	5.3	8.1	7.7	3.5	
3. Fairly certain	23.0	25.5	20.6	22.3	24.6	25.7	23.8	23.0	20.1	23.1	21.6	22.1	22.9	24.4	23.8	25.2	
4. Very certain	38.1	37.5	39.0	40.4	37.9	37.7	39.6	36.1	40.5	39.2	36.8	39.9	39.3	36.3	35.7	26.3	
5. Completely certain	29.3	27.6	31.6	28.3	27.6	26.2	25.4	32.4	30.5	29.1	30.2	29.7	29.1	27.6	29.0	44.9	
<i>Item 10340 Subject C03</i>	<i>N†</i>	2228	1032	1046	1301	260	405	503	849	472	1729	328	1147	463	226	296	28
A12: How satisfying do you think this kind of work will be for you?																	
1. Not very satisfying	0.8	0.8	0.5	0.7	0.5	1.7	0.7	0.8	0.2	0.4	2.2	0.3	0.6	1.4	2.1	-	
2. Somewhat satisfying	5.6	6.3	4.1	4.6	11.7	4.9	5.0	7.5	3.3	4.6	7.2	4.3	6.9	6.7	6.5	5.8	
3. Quite satisfying	19.4	21.3	17.0	18.4	21.7	19.3	21.0	19.7	17.4	19.0	22.3	18.9	19.0	17.0	20.4	26.5	
4. Very satisfying	38.3	38.8	38.8	40.3	34.6	38.4	39.8	36.4	39.9	39.6	35.2	38.8	40.6	39.9	36.4	14.9	
5. Extremely satisfying	35.9	32.7	39.5	36.0	31.5	35.6	33.5	35.6	39.3	36.4	33.2	37.7	33.0	35.0	34.6	52.8	
<i>Item 10350 Subject C03, P02</i>	<i>N†</i>	2225	1030	1045	1299	258	403	502	848	471	1725	328	1146	461	225	295	28

†=excludes respondents for whom question was inappropriate.

DESCRIPTIVE RESULTS: 2010

171

QUESTIONNAIRE FORM 4 2010	TOTAL	SEX		RACE		REGION				COLLEGE PLANS?		ILLICIT DRUG USE: LIFETIME					
		M	F	White	Black	NE	NC	S	W	Yes	No	None	Mari- juana Only	Few Pills	More Pills	Any Her- oin	
<i>N (Weighted No. of Cases):</i>	2498	1171	1133	1440	289	475	555	941	527	1909	370	1259	522	245	339	32	
<i>% of Weighted Total:</i>	100.0	46.9	45.4	57.7	11.6	19.0	22.2	37.7	21.1	76.4	14.8	50.4	20.9	9.8	13.6	1.3	
A13: To what extent do you think the things listed below will prevent you from getting the kind of work you would like to have?																	
A13A: Your religion																	
1. Not at all	86.3	87.1	86.6	87.8	81.4	87.2	87.9	85.7	85.1	86.8	85.7	85.3	87.2	89.7	88.7	83.9	
2. Somewhat	6.6	6.3	6.9	6.8	6.6	6.3	7.5	6.4	6.1	6.9	5.1	7.5	6.8	4.2	4.4	4.9	
3. A lot	2.4	2.6	1.7	1.8	4.5	2.0	1.4	3.4	2.1	2.1	2.9	2.3	2.1	1.7	2.9	7.7	
8. Don't know	4.7	4.0	4.8	3.6	7.4	4.6	3.1	4.5	6.8	4.1	6.3	4.9	3.8	4.4	4.0	3.5	
<i>Item 10360 Subject C03, G</i>	<i>N</i>	<i>2416</i>	<i>1145</i>	<i>1111</i>	<i>1411</i>	<i>281</i>	<i>450</i>	<i>541</i>	<i>913</i>	<i>512</i>	<i>1873</i>	<i>359</i>	<i>1232</i>	<i>512</i>	<i>243</i>	<i>326</i>	<i>32</i>
A13B: Your sex																	
1. Not at all	75.4	83.1	67.9	75.8	69.4	67.6	74.3	77.7	79.2	75.3	76.7	75.9	74.1	78.6	73.6	86.2	
2. Somewhat	17.6	9.6	25.7	18.0	20.8	24.4	19.1	15.4	13.9	19.1	12.2	17.2	20.0	14.5	18.2	6.1	
3. A lot	3.7	4.4	2.8	3.1	5.9	3.1	3.7	4.0	3.5	3.0	6.4	3.0	3.7	4.5	4.9	7.7	
8. Don't know	3.4	2.9	3.5	3.1	3.9	5.0	3.0	2.8	3.4	2.7	4.7	4.0	2.2	2.4	3.2	-	
<i>Item 10370 Subject C03, D06</i>	<i>N</i>	<i>2423</i>	<i>1148</i>	<i>1113</i>	<i>1414</i>	<i>283</i>	<i>450</i>	<i>544</i>	<i>917</i>	<i>512</i>	<i>1878</i>	<i>359</i>	<i>1236</i>	<i>512</i>	<i>243</i>	<i>327</i>	<i>32</i>
A13C: Your race																	
1. Not at all	75.0	73.8	77.2	87.2	42.7	74.3	76.6	74.8	74.3	76.4	72.3	77.7	71.9	72.0	75.7	67.1	
2. Somewhat	15.6	16.6	14.8	7.6	36.4	16.2	15.1	15.6	15.8	15.6	16.0	14.5	19.6	17.3	13.6	6.4	
3. A lot	5.7	6.2	4.2	2.8	15.7	3.6	5.5	6.9	5.7	5.0	6.7	4.8	5.1	5.7	7.3	12.7	
8. Don't know	3.7	3.5	3.8	2.4	5.2	5.9	2.8	2.7	4.2	2.9	5.0	3.0	3.4	5.0	3.4	13.8	
<i>Item 10380 Subject C03, N02</i>	<i>N</i>	<i>2420</i>	<i>1148</i>	<i>1111</i>	<i>1413</i>	<i>282</i>	<i>449</i>	<i>544</i>	<i>915</i>	<i>512</i>	<i>1876</i>	<i>359</i>	<i>1234</i>	<i>512</i>	<i>243</i>	<i>326</i>	<i>32</i>
A13D: Your family background																	
1. Not at all	79.2	79.0	80.3	84.7	68.8	77.9	81.2	79.1	78.3	81.1	73.7	80.9	79.2	77.8	76.8	68.6	
2. Somewhat	11.4	12.3	10.2	9.9	11.8	12.7	11.5	10.1	12.7	10.5	14.6	10.6	12.1	13.0	11.4	18.7	
3. A lot	4.8	4.7	4.8	2.7	10.9	3.7	3.7	6.9	3.4	4.4	5.8	3.5	4.9	6.1	7.6	10.7	
8. Don't know	4.5	4.0	4.7	2.7	8.5	5.7	3.7	3.9	5.6	4.0	5.8	5.1	3.8	3.1	4.2	2.0	
<i>Item 10390 Subject C03</i>	<i>N</i>	<i>2417</i>	<i>1145</i>	<i>1111</i>	<i>1411</i>	<i>281</i>	<i>450</i>	<i>543</i>	<i>913</i>	<i>512</i>	<i>1876</i>	<i>356</i>	<i>1234</i>	<i>511</i>	<i>243</i>	<i>327</i>	<i>32</i>
A13E: Your political views																	
1. Not at all	79.7	79.5	81.3	82.2	74.5	76.6	80.5	82.3	77.3	80.6	78.8	80.3	82.2	77.3	78.0	76.3	
2. Somewhat	11.8	12.7	10.6	11.0	14.6	14.6	10.2	10.8	12.9	12.2	8.3	11.6	9.4	13.9	15.2	10.1	
3. A lot	2.0	1.5	2.2	2.2	2.1	1.2	3.8	1.6	1.6	1.8	2.5	1.5	1.9	2.9	1.7	10.6	
8. Don't know	6.4	6.3	5.9	4.6	8.8	7.7	5.5	5.3	8.2	5.4	10.4	6.6	6.6	5.9	5.1	2.9	
<i>Item 10400 Subject C03, H01</i>	<i>N</i>	<i>2415</i>	<i>1144</i>	<i>1110</i>	<i>1410</i>	<i>281</i>	<i>449</i>	<i>543</i>	<i>912</i>	<i>511</i>	<i>1874</i>	<i>354</i>	<i>1230</i>	<i>511</i>	<i>243</i>	<i>327</i>	<i>32</i>
A13F: Your education																	
1. Not at all	41.4	41.2	41.0	44.1	39.8	36.3	39.5	46.5	38.5	42.8	33.1	42.1	40.3	39.8	39.3	66.9	
2. Somewhat	21.5	22.6	20.5	21.2	15.6	25.5	20.8	15.8	28.9	20.1	27.4	22.1	20.4	24.7	21.6	4.4	
3. A lot	33.8	32.1	36.1	31.7	42.0	34.5	35.1	35.6	28.7	34.7	31.7	32.0	36.5	33.8	36.7	28.7	
8. Don't know	3.3	4.1	2.4	3.0	2.6	3.7	4.5	2.0	4.0	2.3	7.7	3.9	2.9	1.6	2.4	-	
<i>Item 10410 Subject B09, C03</i>	<i>N</i>	<i>2427</i>	<i>1154</i>	<i>1113</i>	<i>1419</i>	<i>282</i>	<i>452</i>	<i>543</i>	<i>919</i>	<i>513</i>	<i>1880</i>	<i>361</i>	<i>1235</i>	<i>512</i>	<i>243</i>	<i>333</i>	<i>32</i>
A13G: Lack of vocational training																	
1. Not at all	48.9	50.0	47.7	51.8	41.9	48.3	49.4	49.9	47.4	49.8	42.7	48.9	47.5	46.0	50.8	65.7	
2. Somewhat	23.9	25.7	22.1	23.9	22.2	22.9	25.5	22.3	25.8	23.4	27.8	24.5	22.3	28.3	23.2	15.5	
3. A lot	15.4	13.5	17.4	14.1	18.1	15.6	15.9	15.1	15.2	15.3	16.8	13.2	18.7	17.1	17.2	18.8	
8. Don't know	11.8	10.8	12.9	10.2	17.7	13.3	9.2	12.7	11.6	11.5	12.7	13.3	11.5	8.6	8.8	-	
<i>Item 10420 Subject C03</i>	<i>N</i>	<i>2416</i>	<i>1148</i>	<i>1108</i>	<i>1412</i>	<i>280</i>	<i>448</i>	<i>541</i>	<i>918</i>	<i>509</i>	<i>1870</i>	<i>360</i>	<i>1228</i>	<i>512</i>	<i>242</i>	<i>329</i>	<i>32</i>
A13H: Lack of ability																	
1. Not at all	48.3	49.1	47.3	50.4	43.0	43.3	48.0	50.9	48.2	48.3	46.3	48.7	47.1	47.4	47.2	67.8	
2. Somewhat	18.4	18.1	19.0	18.1	18.8	18.0	16.0	18.0	22.2	19.0	18.9	18.4	19.9	13.9	22.1	13.3	
3. A lot	28.8	27.9	29.8	28.0	33.1	32.7	31.4	27.0	25.9	29.2	27.0	27.2	30.1	36.2	27.3	18.8	
8. Don't know	4.5	5.0	3.9	3.5	5.2	6.0	4.6	4.1	3.7	3.4	7.7	5.7	2.9	2.4	3.5	-	
<i>Item 10430 Subject C03</i>	<i>N</i>	<i>2421</i>	<i>1148</i>	<i>1112</i>	<i>1415</i>	<i>281</i>	<i>452</i>	<i>540</i>	<i>915</i>	<i>513</i>	<i>1877</i>	<i>357</i>	<i>1232</i>	<i>512</i>	<i>243</i>	<i>329</i>	<i>32</i>

QUESTIONNAIRE FORM 4 2010	TOTAL	SEX		RACE		REGION				COLLEGE PLANS?		ILLICIT DRUG USE: LIFETIME				
		M	F	White	Black	NE	NC	S	W	Yes	No	None	Mari- juana Only	Few Pills	More Pills	Any Her- oin
<i>N (Weighted No. of Cases):</i>	2498	1171	1133	1440	289	475	555	941	527	1909	370	1259	522	245	339	32
<i>% of Weighted Total:</i>	100.0	46.9	45.4	57.7	11.6	19.0	22.2	37.7	21.1	76.4	14.8	50.4	20.9	9.8	13.6	1.3
A13I: Not knowing the right people																
1. Not at all	38.1	35.7	40.2	39.3	32.8	35.5	38.1	40.2	36.9	36.5	43.6	38.9	38.7	32.7	37.0	42.0
2. Somewhat	40.6	40.9	40.1	42.9	42.4	41.7	42.5	38.4	41.7	43.0	32.7	41.0	40.4	42.2	40.1	30.2
3. A lot	15.1	16.8	13.7	12.9	17.9	16.5	13.3	15.1	15.8	15.1	16.1	13.5	16.1	19.8	17.6	11.0
8. Don't know	6.1	6.6	6.0	4.9	6.9	6.4	6.2	6.3	5.6	5.5	7.5	6.6	4.7	5.3	5.4	16.8
<i>Item 10440 Subject C03</i>	<i>N 2423</i>	<i>1149</i>	<i>1115</i>	<i>1416</i>	<i>282</i>	<i>451</i>	<i>542</i>	<i>917</i>	<i>514</i>	<i>1879</i>	<i>359</i>	<i>1234</i>	<i>512</i>	<i>243</i>	<i>333</i>	<i>32</i>
A13J: Not wanting to work hard																
1. Not at all	48.1	48.5	47.8	49.8	43.8	42.9	44.4	50.5	52.5	48.3	47.3	48.3	47.2	45.4	51.0	65.2
2. Somewhat	11.6	12.9	9.8	11.5	10.2	13.1	11.7	10.6	11.7	11.2	11.3	10.5	12.1	13.4	12.7	6.7
3. A lot	36.5	34.9	38.8	35.6	40.4	38.5	40.5	35.4	32.7	37.3	35.0	37.1	38.4	38.7	31.8	28.2
8. Don't know	3.8	3.8	3.6	3.1	5.6	5.5	3.4	3.5	3.1	3.2	6.4	4.2	2.3	2.5	4.5	-
<i>Item 10450 Subject C03, Q07</i>	<i>N 2416</i>	<i>1147</i>	<i>1111</i>	<i>1411</i>	<i>281</i>	<i>444</i>	<i>542</i>	<i>918</i>	<i>512</i>	<i>1874</i>	<i>361</i>	<i>1232</i>	<i>512</i>	<i>243</i>	<i>327</i>	<i>32</i>
A13K: Not wanting to conform																
1. Not at all	46.9	46.0	47.5	48.8	45.1	42.8	40.5	52.7	46.9	46.7	48.3	46.9	45.8	49.0	47.5	51.3
2. Somewhat	23.5	24.4	23.2	25.3	20.2	24.6	30.8	18.9	23.0	24.2	18.6	25.7	19.9	20.0	23.0	34.0
3. A lot	18.8	18.3	18.9	17.4	18.5	21.8	18.1	17.7	18.9	18.6	21.4	16.5	23.1	19.6	20.6	10.6
8. Don't know	10.8	11.2	10.5	8.5	16.2	10.8	10.6	10.6	11.3	10.5	11.7	10.9	11.2	11.4	8.9	4.1
<i>Item 10460 Subject C03, Q08</i>	<i>N 2412</i>	<i>1144</i>	<i>1112</i>	<i>1409</i>	<i>282</i>	<i>442</i>	<i>542</i>	<i>917</i>	<i>511</i>	<i>1871</i>	<i>361</i>	<i>1228</i>	<i>513</i>	<i>243</i>	<i>327</i>	<i>32</i>
A14: If you were to get enough money to live as comfortably as you'd like for the rest of your life, would you want to work?																
1. I would want to work	75.9	70.4	80.9	73.2	75.1	73.3	74.5	76.1	79.1	75.1	77.4	80.1	69.2	81.2	64.6	75.6
2. I would not want to work	24.1	29.6	19.1	26.8	24.9	26.7	25.5	23.9	20.9	24.9	22.6	19.9	30.8	18.8	35.4	24.4
<i>Item 8100 Subject C06</i>	<i>N 2437</i>	<i>1151</i>	<i>1124</i>	<i>1425</i>	<i>282</i>	<i>450</i>	<i>546</i>	<i>921</i>	<i>520</i>	<i>1891</i>	<i>365</i>	<i>1247</i>	<i>514</i>	<i>242</i>	<i>334</i>	<i>32</i>
A15: How much do you agree or disagree with each statement below?																
A15A: One sees so few good or happy marriages that one questions it as a way of life (NOTE: This question was omitted in the questionnaires administered in California, beginning in 1997, due to state requirements.)																
1. Disagree	21.8	22.6	20.8	25.1	16.4	16.4	21.4	21.4	32.2	23.6	18.1	26.6	15.8	15.4	19.7	6.2
2. Mostly disagree	16.5	15.5	17.4	17.0	17.2	16.0	19.9	15.6	13.8	18.1	8.7	17.0	17.8	16.0	14.0	-
3. Neither	28.6	32.9	23.9	26.6	30.2	32.1	26.7	29.2	24.9	26.8	32.0	29.4	25.7	26.6	27.4	59.0
4. Mostly agree	20.6	17.8	23.9	20.1	19.6	24.8	20.4	19.4	17.7	20.3	21.6	16.9	26.5	26.1	22.4	9.0
5. Agree	12.5	11.2	14.0	11.1	16.5	10.8	11.6	14.4	11.4	11.2	19.7	10.2	14.1	15.8	16.5	25.8
<i>Item 10470 Subject D03</i>	<i>N 2185</i>	<i>1042</i>	<i>1000</i>	<i>1375</i>	<i>267</i>	<i>450</i>	<i>545</i>	<i>903</i>	<i>287</i>	<i>1695</i>	<i>328</i>	<i>1133</i>	<i>443</i>	<i>218</i>	<i>301</i>	<i>29</i>
A15B: It is usually a good idea for a couple to live together before getting married in order to find out whether they really get along (NOTE: This question was omitted in the questionnaires administered in California, beginning in 1997, due to state requirements.)																
1. Disagree	13.8	10.3	17.6	15.3	12.3	4.1	12.7	16.8	21.3	15.4	9.1	19.4	7.8	9.3	6.3	4.0
2. Mostly disagree	5.9	6.0	6.0	5.5	6.1	3.9	8.3	5.7	5.1	6.5	3.8	6.5	4.5	3.9	6.6	2.4
3. Neither	12.8	13.4	11.4	11.9	14.1	11.4	12.1	14.5	10.8	12.1	14.8	13.8	11.9	10.2	10.4	19.4
4. Mostly agree	27.3	29.3	25.2	27.8	25.9	33.6	30.3	23.5	23.8	26.6	28.1	24.9	28.4	27.2	31.6	46.3
5. Agree	40.2	41.1	39.7	39.4	41.7	47.0	36.6	39.5	38.9	39.4	44.2	35.4	47.3	49.4	45.1	27.9
<i>Item 10480 Subject D03</i>	<i>N 2206</i>	<i>1050</i>	<i>1013</i>	<i>1389</i>	<i>270</i>	<i>452</i>	<i>548</i>	<i>916</i>	<i>290</i>	<i>1713</i>	<i>332</i>	<i>1147</i>	<i>448</i>	<i>218</i>	<i>304</i>	<i>29</i>

DESCRIPTIVE RESULTS: 2010

173

QUESTIONNAIRE FORM 4 2010	TOTAL	SEX		RACE		REGION				COLLEGE PLANS?		ILLICIT DRUG USE: LIFETIME					
		M	F	White	Black	NE	NC	S	W	Yes	No	None	Mari- juana Only	Few Pills	More Pills	Any Her- oin	
<i>N (Weighted No. of Cases):</i>	2498	1171	1133	1440	289	475	555	941	527	1909	370	1259	522	245	339	32	
<i>% of Weighted Total:</i>	100.0	46.9	45.4	57.7	11.6	19.0	22.2	37.7	21.1	76.4	14.8	50.4	20.9	9.8	13.6	1.3	
A15C: Having a close intimate relationship with only one partner is too restrictive for the average person (NOTE: This question was omitted in the questionnaires administered in California, beginning in 1997, due to state requirements.)																	
1. Disagree	44.5	38.4	51.8	51.1	27.7	42.0	45.9	42.2	53.3	47.1	38.8	49.6	39.6	38.1	40.7	35.0	
2. Mostly disagree	19.1	18.7	19.3	20.0	22.1	23.2	19.6	18.0	15.2	20.0	10.8	19.6	16.5	22.1	20.5	9.7	
3. Neither	18.6	21.7	14.5	14.7	24.1	18.3	15.6	21.1	16.8	16.3	27.9	17.5	20.4	20.1	16.2	29.8	
4. Mostly agree	11.5	13.7	9.5	9.1	14.1	12.5	10.2	12.1	10.7	11.1	13.4	9.0	15.3	12.5	13.7	22.3	
5. Agree	6.3	7.5	4.9	5.2	12.0	4.0	8.7	6.6	4.0	5.5	9.0	4.3	8.2	7.3	8.8	3.3	
<i>Item 10490 Subject D03</i>	<i>N</i>	<i>2198</i>	<i>1045</i>	<i>1011</i>	<i>1388</i>	<i>268</i>	<i>450</i>	<i>549</i>	<i>912</i>	<i>287</i>	<i>1709</i>	<i>329</i>	<i>1142</i>	<i>447</i>	<i>216</i>	<i>304</i>	<i>29</i>
A15D: Being a father and raising children is one of the most fulfilling experiences a man can have																	
1. Disagree	3.3	3.0	3.6	2.8	5.9	1.4	3.2	4.8	2.3	2.8	6.5	3.0	3.3	2.2	4.9	2.3	
2. Mostly disagree	3.6	3.8	3.1	3.4	3.1	4.7	3.4	3.2	3.8	3.4	3.8	3.0	3.7	3.3	4.5	3.6	
3. Neither	20.0	16.7	22.0	19.7	19.4	21.0	17.7	21.6	18.8	19.5	20.8	20.7	19.0	16.2	19.0	34.5	
4. Mostly agree	31.4	29.9	33.1	32.2	27.7	36.8	30.0	28.0	33.9	31.4	28.4	31.6	31.2	36.7	27.2	42.8	
5. Agree	41.7	46.5	38.2	42.0	43.9	36.1	45.7	42.5	41.1	42.8	40.5	41.7	42.9	41.6	44.5	16.8	
<i>Item 10520 Subject D05</i>	<i>N</i>	<i>2415</i>	<i>1145</i>	<i>1114</i>	<i>1418</i>	<i>276</i>	<i>447</i>	<i>546</i>	<i>906</i>	<i>516</i>	<i>1876</i>	<i>366</i>	<i>1231</i>	<i>512</i>	<i>240</i>	<i>334</i>	<i>30</i>
A15E: Being a mother and raising children is one of the most fulfilling experiences a woman can have																	
1. Disagree	3.9	3.8	3.8	3.3	6.1	3.2	2.8	4.9	3.8	3.7	4.2	4.1	2.8	1.8	5.6	0.6	
2. Mostly disagree	3.6	3.4	3.1	2.9	5.6	3.1	2.9	4.3	3.6	3.0	4.6	2.2	4.1	3.0	5.2	3.5	
3. Neither	17.3	21.3	12.0	16.8	16.6	20.8	16.6	16.2	16.8	16.6	19.1	17.8	16.4	15.4	15.1	32.2	
4. Mostly agree	26.0	24.5	28.6	26.3	25.5	31.3	23.9	23.5	28.0	26.8	21.5	27.0	24.3	30.9	23.2	27.5	
5. Agree	49.3	47.0	52.5	50.7	46.3	41.7	53.8	51.0	47.9	49.8	50.6	48.8	52.4	48.9	50.9	36.1	
<i>Item 12170 Subject D05</i>	<i>N</i>	<i>2415</i>	<i>1137</i>	<i>1122</i>	<i>1420</i>	<i>276</i>	<i>448</i>	<i>547</i>	<i>901</i>	<i>519</i>	<i>1883</i>	<i>357</i>	<i>1233</i>	<i>511</i>	<i>241</i>	<i>331</i>	<i>32</i>
A15F: Most mothers should spend more time with their children than they do now																	
1. Disagree	3.3	2.7	3.6	3.0	3.3	3.5	2.9	3.5	3.3	2.9	4.4	3.1	2.9	2.1	5.1	2.0	
2. Mostly disagree	4.4	4.7	4.2	4.6	3.6	4.7	5.7	3.8	3.7	4.4	4.5	3.5	5.3	5.5	5.6	-	
3. Neither	25.3	30.5	19.8	27.0	19.4	31.8	26.0	21.6	25.4	25.1	26.3	25.3	23.3	24.3	27.7	50.0	
4. Mostly agree	34.6	35.1	33.4	35.7	31.3	34.5	34.5	33.3	36.8	35.7	28.8	34.8	35.4	36.9	32.9	8.4	
5. Agree	32.5	27.1	39.1	29.7	42.2	25.5	30.9	37.8	30.7	31.9	36.1	33.2	33.1	31.3	28.6	39.7	
<i>Item 10530 Subject D05</i>	<i>N</i>	<i>2423</i>	<i>1147</i>	<i>1120</i>	<i>1421</i>	<i>281</i>	<i>447</i>	<i>547</i>	<i>909</i>	<i>520</i>	<i>1885</i>	<i>361</i>	<i>1238</i>	<i>513</i>	<i>242</i>	<i>331</i>	<i>32</i>
A15G: Most fathers should spend more time with their children than they do now																	
1. Disagree	2.1	2.2	2.0	1.8	2.8	2.2	1.3	2.9	1.6	1.8	4.1	1.8	2.8	0.9	1.9	8.9	
2. Mostly disagree	2.7	3.5	1.9	2.5	2.2	2.5	4.2	1.8	3.1	2.5	2.7	1.7	3.9	3.8	4.1	-	
3. Neither	21.0	24.8	16.3	24.0	15.6	28.2	21.1	17.5	20.9	20.4	23.4	20.6	19.8	18.0	23.6	33.8	
4. Mostly agree	34.0	34.9	33.7	37.1	25.7	36.0	35.5	32.6	33.1	35.4	26.7	34.3	34.1	38.6	32.4	21.8	
5. Agree	40.1	34.6	46.1	34.6	53.9	31.1	37.9	45.2	41.2	39.9	43.2	41.6	39.3	38.7	38.0	35.6	
<i>Item 12180 Subject D05</i>	<i>N</i>	<i>2424</i>	<i>1149</i>	<i>1120</i>	<i>1420</i>	<i>280</i>	<i>449</i>	<i>547</i>	<i>907</i>	<i>520</i>	<i>1886</i>	<i>361</i>	<i>1240</i>	<i>512</i>	<i>243</i>	<i>330</i>	<i>32</i>
A16: How much TV do you estimate you watch on an average weekday?																	
1. None	5.8	5.3	5.7	6.2	3.9	3.7	6.0	4.6	9.6	5.8	6.4	6.8	3.5	3.0	6.8	12.1	
2. Half-hour or less	17.5	15.8	19.1	20.0	14.7	14.9	17.8	18.6	17.4	18.2	11.0	16.6	17.8	16.6	18.7	11.9	
3. About one hour	22.6	22.6	22.8	24.5	15.6	24.7	23.6	20.9	22.9	22.5	23.9	21.1	25.0	24.6	24.3	28.9	
4. About two hours	21.6	22.9	21.2	21.8	16.4	23.8	22.6	20.1	21.4	22.0	21.4	22.1	19.6	18.9	25.8	26.4	
5. About three hours	13.8	13.4	13.8	11.7	17.8	9.3	14.2	15.6	14.3	14.4	13.2	14.5	15.5	15.7	9.2	3.7	
6. About four hours	8.9	9.3	8.4	7.4	13.7	14.6	7.5	7.9	7.3	7.9	12.7	8.4	9.7	10.5	7.7	-	
7. Five hours or more	9.7	10.6	9.0	8.4	17.9	9.2	8.4	12.3	7.1	9.2	11.4	10.5	8.9	10.8	7.3	17.0	
<i>Item 10550 Subject C07</i>	<i>N</i>	<i>2416</i>	<i>1142</i>	<i>1121</i>	<i>1420</i>	<i>279</i>	<i>444</i>	<i>549</i>	<i>909</i>	<i>514</i>	<i>1878</i>	<i>362</i>	<i>1244</i>	<i>503</i>	<i>237</i>	<i>334</i>	<i>32</i>

QUESTIONNAIRE FORM 4 2010	TOTAL	SEX		RACE		REGION				COLLEGE PLANS?		ILLICIT DRUG USE: LIFETIME				
		M	F	White	Black	NE	NC	S	W	Yes	No	None	Mari- juana Only	Few Pills	More Pills	Any Her- oin
<i>N (Weighted No. of Cases):</i>	2498	1171	1133	1440	289	475	555	941	527	1909	370	1259	522	245	339	32
<i>% of Weighted Total:</i>	100.0	46.9	45.4	57.7	11.6	19.0	22.2	37.7	21.1	76.4	14.8	50.4	20.9	9.8	13.6	1.3
A17: In the past year, how many books have you read just because you wanted to—that is, without their being assigned?																
1. None	24.3	33.9	13.9	23.3	23.8	27.3	22.5	25.8	21.2	21.4	37.7	19.9	30.0	20.6	33.5	27.3
2. One	15.4	16.4	14.2	15.0	17.3	12.9	15.2	15.9	16.8	15.1	14.4	14.6	16.2	16.5	17.4	6.4
3. Two to five	36.3	33.1	39.6	35.5	39.9	34.3	36.7	36.3	37.6	37.9	29.9	39.3	32.0	39.8	30.2	34.2
4. Six to nine	11.5	9.1	14.7	11.9	10.3	14.4	12.2	9.8	11.3	12.8	7.5	12.3	11.3	13.2	9.3	5.6
5. Ten or more	12.5	7.5	17.6	14.3	8.8	11.1	13.5	12.3	13.1	12.8	10.5	13.9	10.4	9.9	9.7	26.6
<i>Item 10560 Subject C07</i>	<i>N 2440</i>	<i>1160</i>	<i>1124</i>	<i>1431</i>	<i>284</i>	<i>450</i>	<i>547</i>	<i>918</i>	<i>524</i>	<i>1897</i>	<i>367</i>	<i>1253</i>	<i>517</i>	<i>244</i>	<i>335</i>	<i>32</i>
A18: Some people think about what's going on in government very often, and others are not that interested. How much of an interest do you take in government and current events?																
1. No interest at all	12.6	12.1	13.2	13.5	10.3	15.3	15.0	11.9	8.9	11.6	18.7	10.7	13.1	11.1	17.7	27.7
2. Very little interest	23.5	20.6	25.2	22.4	32.4	27.7	22.1	24.9	18.8	23.2	22.8	25.2	24.9	17.4	20.3	11.6
3. Some interest	41.7	43.3	41.5	40.4	43.6	37.0	38.4	42.4	47.9	42.0	41.8	41.9	43.0	50.9	36.0	25.3
4. A lot of interest	14.9	13.9	15.1	15.7	11.8	13.9	16.6	14.4	14.7	15.7	9.7	15.3	11.8	11.9	18.4	13.4
5. A very great interest	7.4	10.1	4.9	8.0	2.0	6.1	8.0	6.5	9.7	7.6	7.1	7.0	7.2	8.8	7.6	21.9
<i>Item 6330 Subject H01, Q08</i>	<i>N 2433</i>	<i>1157</i>	<i>1124</i>	<i>1432</i>	<i>279</i>	<i>447</i>	<i>548</i>	<i>913</i>	<i>524</i>	<i>1897</i>	<i>364</i>	<i>1251</i>	<i>515</i>	<i>244</i>	<i>335</i>	<i>32</i>
A19: Some people think that there ought to be changes in the amount of influence and power that certain organizations have in our society. Do you think the following organizations should have more influence, less influence, or about the same influence as they have now?																
How much influence should there be for . . .																
A19A: Large corporations?																
1. Much less	9.2	8.9	9.5	9.7	6.5	9.2	11.3	8.5	8.2	9.8	7.8	8.7	7.9	9.6	11.5	17.3
2. Less	26.3	28.2	25.6	30.8	13.4	24.9	29.3	20.8	33.6	28.2	21.2	25.5	25.8	33.5	29.5	7.1
3. Same as now	29.2	32.0	26.3	30.0	25.6	32.2	28.2	30.7	25.2	28.4	30.8	31.1	28.5	26.0	26.3	28.3
4. More	9.9	9.8	9.4	7.2	22.1	6.5	8.6	13.4	8.0	9.2	11.3	10.0	8.1	10.8	10.7	10.7
5. Much more	3.9	3.8	3.7	2.6	9.2	3.7	2.5	4.9	3.6	3.6	5.7	3.8	4.2	3.6	4.0	3.1
8. No opinion	21.6	17.3	25.4	19.8	23.3	23.4	20.1	21.7	21.3	20.9	23.2	20.9	25.4	16.6	17.9	33.5
<i>Item 10570 Subject K03</i>	<i>N 2415</i>	<i>1151</i>	<i>1113</i>	<i>1421</i>	<i>277</i>	<i>440</i>	<i>547</i>	<i>907</i>	<i>522</i>	<i>1886</i>	<i>363</i>	<i>1242</i>	<i>513</i>	<i>243</i>	<i>331</i>	<i>32</i>
A19B: Major labor unions?																
1. Much less	5.9	7.3	4.5	6.6	2.4	3.6	6.3	6.5	6.3	5.9	6.7	6.3	4.8	5.7	6.5	10.1
2. Less	12.2	13.6	11.2	14.6	6.6	9.4	15.4	12.5	10.8	13.0	10.7	12.8	10.2	15.7	12.0	2.2
3. Same as now	29.0	30.2	27.8	31.7	22.2	30.8	30.6	26.6	30.1	30.2	24.1	29.6	28.1	29.3	31.0	25.8
4. More	22.2	23.5	21.0	17.8	32.7	24.8	17.8	22.6	23.7	21.3	26.1	21.7	22.9	25.3	20.1	27.0
5. Much more	5.5	4.7	5.9	4.1	9.0	6.2	5.5	5.3	5.3	5.0	5.5	4.6	5.8	3.8	7.8	5.4
8. No opinion	25.2	20.7	29.8	25.1	27.1	25.2	24.4	26.5	23.8	24.7	26.9	25.0	28.2	20.3	22.4	29.6
<i>Item 10580 Subject K03</i>	<i>N 2414</i>	<i>1152</i>	<i>1110</i>	<i>1423</i>	<i>277</i>	<i>439</i>	<i>547</i>	<i>906</i>	<i>521</i>	<i>1883</i>	<i>363</i>	<i>1240</i>	<i>513</i>	<i>243</i>	<i>330</i>	<i>32</i>
A19C: Churches and religious organizations?																
1. Much less	11.5	13.3	9.2	13.8	3.3	14.4	11.6	8.5	14.0	11.7	10.9	10.0	11.6	11.7	16.5	18.7
2. Less	9.9	10.3	9.9	11.3	5.2	12.4	11.0	7.1	11.4	10.3	9.1	8.6	13.1	8.1	11.4	2.9
3. Same as now	28.3	29.4	27.3	28.8	19.8	33.9	26.8	25.2	30.4	28.4	27.1	29.3	26.5	29.3	28.4	19.9
4. More	21.5	21.5	22.0	20.3	29.9	14.1	25.4	24.4	18.6	22.1	20.8	22.3	21.4	25.2	18.7	17.3
5. Much more	13.1	10.5	15.6	11.9	27.8	6.1	11.3	19.9	8.7	12.9	12.7	15.1	9.7	10.6	10.9	7.7
8. No opinion	15.8	15.0	16.1	13.9	14.1	19.0	13.9	14.9	16.8	14.6	19.3	14.7	17.7	15.1	14.1	33.4
<i>Item 10590 Subject G, K03</i>	<i>N 2423</i>	<i>1153</i>	<i>1119</i>	<i>1424</i>	<i>282</i>	<i>440</i>	<i>547</i>	<i>914</i>	<i>522</i>	<i>1892</i>	<i>363</i>	<i>1247</i>	<i>513</i>	<i>243</i>	<i>332</i>	<i>32</i>
A19D: The national news media (TV, magazines, news services)?																
1. Much less	15.8	16.8	14.9	17.8	9.5	11.6	19.4	14.1	18.6	16.3	14.8	13.3	16.6	23.1	19.2	14.7
2. Less	29.9	28.5	32.1	33.5	21.1	34.0	28.8	26.7	33.1	31.8	23.3	31.5	28.8	26.0	31.0	9.9
3. Same as now	26.3	28.2	24.4	27.0	23.7	27.8	25.6	27.1	24.6	26.5	27.8	27.0	27.0	25.6	25.8	25.6
4. More	10.2	10.1	9.6	7.3	19.4	12.4	7.8	11.8	7.9	9.2	12.8	9.9	10.8	9.8	8.5	18.3
5. Much more	4.8	3.9	5.9	3.1	11.4	3.2	5.0	6.4	3.3	4.3	6.1	5.4	4.0	4.1	4.4	2.0
8. No opinion	13.0	12.5	13.1	11.3	14.8	10.9	13.5	13.9	12.5	12.0	15.2	12.8	12.9	11.5	11.1	29.6
<i>Item 10600 Subject K03</i>	<i>N 2418</i>	<i>1152</i>	<i>1114</i>	<i>1421</i>	<i>281</i>	<i>440</i>	<i>546</i>	<i>910</i>	<i>522</i>	<i>1888</i>	<i>363</i>	<i>1244</i>	<i>512</i>	<i>243</i>	<i>331</i>	<i>32</i>

175

QUESTIONNAIRE FORM 4 2010	TOTAL	SEX		RACE		REGION				COLLEGE PLANS?		ILLCIT DRUG USE: LIFETIME					
		M	F	White	Black	NE	NC	S	W	Yes	No	None	Mari- juana Only	Few Pills	More Pills	Any Her- oin	
<i>N (Weighted No. of Cases):</i>	2498	1171	1133	1440	289	475	555	941	527	1909	370	1259	522	245	339	32	
<i>% of Weighted Total:</i>	100.0	46.9	45.4	57.7	11.6	19.0	22.2	37.7	21.1	76.4	14.8	50.4	20.9	9.8	13.6	1.3	
A19E: The Presidency and the administration?																	
1. Much less	7.7	8.0	7.4	9.7	2.7	5.2	8.7	8.2	8.1	7.7	9.9	7.7	5.3	8.4	11.5	9.9	
2. Less	13.7	16.2	11.9	17.5	8.1	11.7	15.4	13.3	14.4	14.2	11.9	13.7	11.2	15.6	16.1	9.7	
3. Same as now	33.3	34.9	32.6	35.3	28.0	34.8	35.7	32.0	31.7	34.2	31.5	35.3	33.5	32.9	29.0	31.9	
4. More	19.2	19.0	19.2	16.3	22.9	20.7	16.7	18.9	20.9	18.9	19.6	18.6	21.5	21.0	15.7	12.3	
5. Much more	8.7	6.8	9.6	5.6	15.9	8.4	6.7	10.3	8.3	8.6	7.6	7.5	9.9	6.2	12.2	2.1	
8. No opinion	17.4	15.1	19.2	15.5	22.4	19.3	16.8	17.3	16.6	16.4	19.6	17.1	18.5	16.0	15.5	34.1	
<i>Item 10610 Subject H04, K03</i>	<i>N</i>	<i>2418</i>	<i>1153</i>	<i>1115</i>	<i>1425</i>	<i>281</i>	<i>440</i>	<i>546</i>	<i>913</i>	<i>519</i>	<i>1887</i>	<i>363</i>	<i>1244</i>	<i>514</i>	<i>244</i>	<i>331</i>	<i>31</i>
A19F: The Congress—that is, the U.S. Senate and House of Representatives?																	
1. Much less	6.9	8.4	5.4	8.7	2.9	4.5	8.6	6.8	7.4	6.7	8.7	6.4	5.4	7.6	10.8	9.7	
2. Less	12.4	15.4	10.1	14.2	10.0	11.9	12.0	11.8	14.3	12.9	11.4	11.2	13.0	15.6	14.6	7.3	
3. Same as now	35.0	35.3	35.7	38.0	30.4	35.2	34.3	34.8	36.0	36.6	30.5	37.8	37.3	32.8	27.4	29.7	
4. More	18.7	17.8	19.2	15.8	21.8	19.5	19.7	18.9	16.5	18.0	21.1	18.7	18.2	20.0	17.1	16.1	
5. Much more	6.7	5.9	6.5	4.5	10.1	4.7	4.8	8.1	7.8	6.8	4.2	5.4	7.3	6.6	8.8	2.0	
8. No opinion	20.3	17.2	23.1	18.9	24.7	24.2	20.6	19.6	18.0	18.9	24.1	20.6	18.9	17.5	21.2	35.1	
<i>Item 10620 Subject H04, K03</i>	<i>N</i>	<i>2420</i>	<i>1154</i>	<i>1116</i>	<i>1426</i>	<i>281</i>	<i>440</i>	<i>547</i>	<i>912</i>	<i>522</i>	<i>1890</i>	<i>363</i>	<i>1245</i>	<i>514</i>	<i>244</i>	<i>331</i>	<i>31</i>
A19G: The U.S. Supreme Court?																	
1. Much less	5.1	5.5	4.4	6.0	3.3	3.5	7.1	5.6	3.7	5.0	6.5	4.8	4.8	4.6	6.4	14.0	
2. Less	7.7	9.1	6.6	8.8	8.3	7.7	6.6	7.2	9.8	7.7	8.1	6.4	8.8	10.4	9.0	7.6	
3. Same as now	39.6	42.8	36.8	42.2	31.3	38.5	40.7	38.7	40.8	39.9	40.4	41.7	36.4	40.0	38.1	27.3	
4. More	19.2	17.6	20.9	17.2	24.2	19.4	18.3	19.4	19.8	19.6	16.7	20.3	20.4	20.2	13.1	14.5	
5. Much more	7.8	8.0	7.3	6.4	8.9	6.0	6.2	8.7	9.5	7.7	7.1	6.4	9.6	6.6	11.2	1.5	
8. No opinion	20.6	17.0	24.0	19.5	24.0	25.0	21.2	20.5	16.4	20.0	21.3	20.4	20.0	18.2	22.2	35.1	
<i>Item 10630 Subject H04, K03</i>	<i>N</i>	<i>2410</i>	<i>1153</i>	<i>1107</i>	<i>1422</i>	<i>276</i>	<i>439</i>	<i>546</i>	<i>906</i>	<i>520</i>	<i>1880</i>	<i>362</i>	<i>1237</i>	<i>513</i>	<i>244</i>	<i>329</i>	<i>31</i>
A19H: All the courts and the justice system in general?																	
1. Much less	4.3	4.6	3.9	5.1	2.9	3.3	6.6	4.7	2.1	4.0	6.0	2.9	3.6	3.8	8.9	13.7	
2. Less	7.9	9.7	6.3	8.5	7.3	8.6	7.7	7.0	9.2	7.1	11.7	5.9	9.7	6.1	13.3	10.6	
3. Same as now	40.5	43.4	38.9	43.4	30.9	37.5	41.8	39.0	44.1	42.8	33.0	43.0	40.1	47.7	32.1	24.3	
4. More	19.1	18.1	19.7	17.0	24.7	21.8	16.2	20.2	18.2	19.0	19.8	20.8	19.7	19.6	13.5	12.5	
5. Much more	6.8	6.4	6.8	5.5	9.8	5.3	5.6	7.7	7.5	6.6	6.1	5.9	7.1	2.8	10.2	3.7	
8. No opinion	21.4	17.8	24.5	20.5	24.3	23.5	22.1	21.5	18.9	20.5	23.4	21.5	19.8	19.9	22.0	35.1	
<i>Item 10640 Subject H04, K03</i>	<i>N</i>	<i>2403</i>	<i>1151</i>	<i>1102</i>	<i>1419</i>	<i>274</i>	<i>439</i>	<i>547</i>	<i>900</i>	<i>517</i>	<i>1875</i>	<i>361</i>	<i>1234</i>	<i>511</i>	<i>244</i>	<i>329</i>	<i>31</i>
A19I: The police and other law enforcement agencies?																	
1. Much less	5.7	6.9	4.6	6.3	4.9	3.8	6.9	6.4	5.0	5.2	8.0	2.7	4.5	6.2	16.2	18.5	
2. Less	9.1	11.7	7.0	9.7	9.0	10.5	7.9	7.6	11.7	9.8	7.0	6.1	10.9	12.3	15.5	5.7	
3. Same as now	35.3	36.6	33.8	37.2	30.0	35.5	36.2	33.8	36.9	35.9	32.2	37.2	36.7	34.9	28.5	26.9	
4. More	22.5	20.4	25.3	24.1	21.3	23.0	23.7	21.9	22.0	22.9	21.0	26.5	18.7	23.8	15.3	8.7	
5. Much more	10.8	9.8	11.7	8.6	12.1	10.0	9.0	13.5	8.5	10.9	11.5	11.4	11.3	7.6	9.9	8.9	
8. No opinion	16.6	14.7	17.7	14.2	22.7	17.2	16.3	16.9	16.0	15.3	20.3	16.0	17.9	15.2	14.6	31.3	
<i>Item 10650 Subject K03</i>	<i>N</i>	<i>2414</i>	<i>1154</i>	<i>1110</i>	<i>1426</i>	<i>276</i>	<i>439</i>	<i>547</i>	<i>907</i>	<i>521</i>	<i>1884</i>	<i>363</i>	<i>1241</i>	<i>514</i>	<i>244</i>	<i>331</i>	<i>30</i>
A19J: The U.S. military?																	
1. Much less	5.9	6.1	5.8	5.1	4.5	4.7	6.0	5.3	8.1	6.0	6.6	4.8	4.2	6.9	11.7	11.8	
2. Less	8.8	9.8	8.5	9.0	6.9	7.7	10.7	5.8	13.1	9.8	4.8	7.7	9.5	11.4	9.7	9.0	
3. Same as now	34.2	35.7	32.7	36.0	28.8	36.9	34.2	32.2	35.2	35.6	31.2	36.7	37.9	30.9	24.6	20.9	
4. More	20.2	18.3	22.0	22.1	15.2	21.7	18.7	22.2	17.1	20.2	16.6	20.9	17.3	23.9	19.6	21.0	
5. Much more	13.3	15.5	11.2	12.4	20.0	9.4	11.9	17.3	10.9	12.3	18.6	13.1	13.1	11.8	16.3	7.1	
8. No opinion	17.6	14.6	19.8	15.4	24.7	19.6	18.5	17.2	15.6	16.1	22.2	16.8	18.1	15.2	18.0	30.2	
<i>Item 10660 Subject K03, L04</i>	<i>N</i>	<i>2418</i>	<i>1154</i>	<i>1114</i>	<i>1425</i>	<i>276</i>	<i>440</i>	<i>547</i>	<i>910</i>	<i>522</i>	<i>1887</i>	<i>363</i>	<i>1243</i>	<i>514</i>	<i>243</i>	<i>331</i>	<i>31</i>
The next questions ask your views about drugs.																	
A20: Do you think that people (who are 18 or older) should be prohibited by law from doing each of the following?																	

QUESTIONNAIRE FORM 4 2010	TOTAL	SEX		RACE		REGION				COLLEGE PLANS?		ILLICIT DRUG USE: LIFETIME				
		M	F	White	Black	NE	NC	S	W	Yes	No	None	Mari- juana Only	Few Pills	More Pills	Any Her- oin
<i>N (Weighted No. of Cases):</i>	2498	1171	1133	1440	289	475	555	941	527	1909	370	1259	522	245	339	32
<i>% of Weighted Total:</i>	100.0	46.9	45.4	57.7	11.6	19.0	22.2	37.7	21.1	76.4	14.8	50.4	20.9	9.8	13.6	1.3
A20A: Smoking marijuana (pot, weed) in private																
1. No	51.6	54.8	48.8	49.6	55.5	54.1	49.2	52.1	51.2	50.6	54.4	36.0	66.1	65.6	76.8	75.3
2. Not sure	15.6	16.2	14.5	14.9	16.6	17.9	12.2	15.2	17.9	15.8	12.9	18.4	15.5	11.4	7.1	-
3. Yes	32.8	29.0	36.7	35.4	28.0	28.0	38.7	32.7	30.9	33.6	32.7	45.6	18.4	23.0	16.1	24.7
<i>Item 10780 Subject A13a</i>	<i>N 2432</i>	<i>1161</i>	<i>1119</i>	<i>1429</i>	<i>283</i>	<i>450</i>	<i>546</i>	<i>917</i>	<i>519</i>	<i>1891</i>	<i>366</i>	<i>1252</i>	<i>517</i>	<i>245</i>	<i>335</i>	<i>31</i>
A20B: Smoking marijuana in public places																
1. No	24.8	28.2	20.5	23.4	27.5	23.1	24.9	25.8	24.3	22.7	31.2	15.8	28.1	30.5	47.3	36.6
2. Not sure	12.8	14.9	9.3	13.0	14.1	14.8	9.1	13.5	13.7	11.9	16.3	8.8	17.4	19.4	14.8	13.3
3. Yes	62.4	56.9	70.1	63.7	58.5	62.1	66.0	60.7	62.0	65.3	52.6	75.4	54.6	50.1	37.8	50.1
<i>Item 10790 Subject A13a</i>	<i>N 2428</i>	<i>1158</i>	<i>1119</i>	<i>1427</i>	<i>284</i>	<i>449</i>	<i>545</i>	<i>917</i>	<i>518</i>	<i>1888</i>	<i>366</i>	<i>1249</i>	<i>517</i>	<i>245</i>	<i>333</i>	<i>31</i>
A20C: Taking LSD in private																
1. No	26.4	28.7	23.4	23.9	27.8	27.0	24.2	28.2	24.9	25.1	30.1	20.6	26.2	28.8	43.9	51.7
2. Not sure	17.5	16.5	17.8	13.1	24.4	15.4	14.1	18.1	21.7	16.7	20.6	16.7	19.5	16.4	16.7	6.7
3. Yes	56.2	54.8	58.9	63.0	47.8	57.5	61.8	53.7	53.3	58.1	49.3	62.7	54.3	54.9	39.3	41.5
<i>Item 10800 Subject A13a</i>	<i>N 2410</i>	<i>1149</i>	<i>1110</i>	<i>1420</i>	<i>274</i>	<i>448</i>	<i>545</i>	<i>899</i>	<i>517</i>	<i>1869</i>	<i>366</i>	<i>1234</i>	<i>513</i>	<i>245</i>	<i>335</i>	<i>31</i>
A20D: Taking LSD in public places																
1. No	15.2	15.3	13.9	13.1	20.2	16.5	15.3	17.1	10.5	13.9	17.1	13.6	13.3	14.6	22.6	33.6
2. Not sure	12.6	12.9	11.1	9.0	21.0	11.4	8.8	13.5	16.0	11.2	19.9	11.3	13.9	11.1	13.5	13.4
3. Yes	72.3	71.7	75.1	77.9	58.8	72.1	76.0	69.4	73.5	74.9	63.1	75.1	72.8	74.2	63.8	53.0
<i>Item 10810 Subject A13a</i>	<i>N 2416</i>	<i>1152</i>	<i>1113</i>	<i>1422</i>	<i>275</i>	<i>450</i>	<i>545</i>	<i>903</i>	<i>518</i>	<i>1876</i>	<i>365</i>	<i>1237</i>	<i>517</i>	<i>245</i>	<i>333</i>	<i>31</i>
A20E: Taking amphetamines (uppers) or sedatives (downers) in private																
1. No	28.7	28.7	27.9	24.9	35.6	27.2	28.0	30.6	27.2	27.8	28.6	24.1	28.8	33.1	37.9	71.8
2. Not sure	20.5	18.4	21.7	17.7	20.7	19.0	16.5	22.3	22.9	20.2	22.2	20.6	20.7	20.7	17.3	15.5
3. Yes	50.8	53.0	50.4	57.4	43.8	53.8	55.5	47.1	49.9	52.0	49.2	55.3	50.4	46.2	44.8	12.7
<i>Item 10825 Subject A13a</i>	<i>N 2413</i>	<i>1153</i>	<i>1108</i>	<i>1421</i>	<i>275</i>	<i>447</i>	<i>544</i>	<i>905</i>	<i>517</i>	<i>1871</i>	<i>366</i>	<i>1235</i>	<i>516</i>	<i>245</i>	<i>334</i>	<i>31</i>
A20F: Taking amphetamines or sedatives in public places																
1. No	15.9	15.6	15.2	13.5	20.4	15.8	15.6	18.4	12.1	14.6	18.7	14.3	14.2	15.9	23.1	32.3
2. Not sure	13.3	13.8	12.0	11.7	17.3	13.1	10.4	13.5	16.4	12.5	18.4	11.3	14.8	14.2	16.2	8.7
3. Yes	70.7	70.6	72.9	74.8	62.3	71.1	74.0	68.1	71.5	73.0	62.9	74.4	71.0	70.0	60.7	59.0
<i>Item 10835 Subject A13a</i>	<i>N 2417</i>	<i>1155</i>	<i>1111</i>	<i>1424</i>	<i>274</i>	<i>450</i>	<i>545</i>	<i>904</i>	<i>518</i>	<i>1876</i>	<i>366</i>	<i>1237</i>	<i>516</i>	<i>245</i>	<i>336</i>	<i>31</i>
A20G: Taking heroin in private																
1. No	21.3	21.2	19.7	16.9	29.0	19.2	20.1	22.4	22.4	20.4	21.9	20.5	20.6	19.3	24.4	46.7
2. Not sure	8.6	8.6	7.8	6.8	10.1	7.7	6.4	9.5	9.8	8.1	10.7	9.2	7.3	7.9	7.6	2.0
3. Yes	70.1	70.2	72.5	76.3	60.9	73.1	73.5	68.1	67.7	71.5	67.4	70.3	72.0	72.7	68.0	51.3
<i>Item 10840 Subject A13a</i>	<i>N 2419</i>	<i>1151</i>	<i>1116</i>	<i>1422</i>	<i>279</i>	<i>447</i>	<i>545</i>	<i>912</i>	<i>515</i>	<i>1877</i>	<i>366</i>	<i>1242</i>	<i>516</i>	<i>243</i>	<i>334</i>	<i>31</i>
A20H: Taking heroin in public places																
1. No	14.8	14.7	13.3	11.9	21.0	15.6	14.5	16.0	12.1	13.5	16.6	14.6	13.5	13.1	17.3	24.7
2. Not sure	5.2	5.6	3.8	4.1	9.3	5.2	3.6	6.3	5.0	4.4	7.4	5.3	4.6	2.9	4.7	7.5
3. Yes	80.0	79.7	82.9	84.0	69.7	79.1	81.9	77.7	82.9	82.1	76.1	80.1	81.9	84.0	78.0	67.8
<i>Item 10850 Subject A13a</i>	<i>N 2426</i>	<i>1155</i>	<i>1119</i>	<i>1427</i>	<i>280</i>	<i>451</i>	<i>544</i>	<i>913</i>	<i>519</i>	<i>1885</i>	<i>366</i>	<i>1246</i>	<i>516</i>	<i>245</i>	<i>335</i>	<i>31</i>
A20I: Getting drunk in private																
1. No	65.8	67.8	65.3	68.5	56.1	68.6	69.7	63.5	63.2	66.0	65.0	56.9	75.9	75.9	76.1	81.8
2. Not sure	14.0	12.6	14.1	11.9	22.4	12.0	10.9	16.2	14.9	13.7	12.4	18.7	9.7	7.7	5.6	3.8
3. Yes	20.3	19.6	20.5	19.7	21.6	19.4	19.4	20.3	21.8	20.3	22.7	24.4	14.4	16.4	18.2	14.4
<i>Item 10860 Subject A13a</i>	<i>N 2418</i>	<i>1156</i>	<i>1111</i>	<i>1424</i>	<i>276</i>	<i>449</i>	<i>544</i>	<i>908</i>	<i>517</i>	<i>1877</i>	<i>366</i>	<i>1242</i>	<i>515</i>	<i>243</i>	<i>335</i>	<i>31</i>
A20J: Getting drunk in public places																
1. No	33.5	35.0	32.4	36.4	30.0	38.7	38.2	30.7	29.2	33.3	33.9	26.3	38.0	39.1	50.1	43.5
2. Not sure	19.1	19.6	17.6	18.6	16.6	20.5	17.3	19.5	19.1	18.3	21.1	18.1	22.4	17.9	18.2	14.2
3. Yes	47.3	45.4	50.0	45.1	53.4	40.8	44.6	49.8	51.6	48.3	45.0	55.5	39.6	43.0	31.7	42.3
<i>Item 10870 Subject A13a</i>	<i>N 2424</i>	<i>1157</i>	<i>1115</i>	<i>1425</i>	<i>277</i>	<i>451</i>	<i>546</i>	<i>908</i>	<i>519</i>	<i>1883</i>	<i>364</i>	<i>1244</i>	<i>516</i>	<i>245</i>	<i>334</i>	<i>31</i>

DESCRIPTIVE RESULTS: 2010

177

QUESTIONNAIRE FORM 4 2010	TOTAL	SEX		RACE		REGION				COLLEGE PLANS?		ILLICIT DRUG USE: LIFETIME				
		M	F	White	Black	NE	NC	S	W	Yes	No	None	Mari- juana Only	Few Pills	More Pills	Any Her- oin
<i>N (Weighted No. of Cases):</i>	2498	1171	1133	1440	289	475	555	941	527	1909	370	1259	522	245	339	32
<i>% of Weighted Total:</i>	100.0	46.9	45.4	57.7	11.6	19.0	22.2	37.7	21.1	76.4	14.8	50.4	20.9	9.8	13.6	1.3
A20K: Smoking tobacco in certain specified public places																
1. No	41.9	46.5	37.1	45.0	34.7	44.5	42.4	42.5	37.8	40.7	45.4	32.9	46.2	53.4	58.0	72.9
2. Not sure	16.8	17.1	15.8	14.7	20.6	15.3	14.4	17.9	18.8	16.2	18.4	17.2	19.6	15.9	10.1	12.5
3. Yes	41.3	36.4	47.2	40.3	44.7	40.2	43.2	39.5	43.4	43.1	36.2	49.8	34.2	30.7	31.9	14.7
<i>Item 10760 Subject A13a</i>	<i>N</i> 2422	1157	1114	1424	277	448	546	909	519	1880	366	1244	515	242	336	31
A21: In particular, there has been a great deal of public debate about whether marijuana use should be legal. Which of the following policies would you favor?																
1. Using marijuana should be entirely legal	36.2	43.2	29.2	37.9	30.9	36.4	36.6	34.6	38.5	34.8	44.1	17.6	51.9	48.4	68.3	79.8
2. It should be a minor violation—like a parking ticket—but not a crime	28.6	25.8	31.2	25.8	34.4	36.6	23.0	30.5	24.0	29.2	25.3	28.2	30.5	34.0	23.9	15.8
3. It should be a crime	21.8	19.5	24.8	25.9	11.6	15.8	27.8	20.4	23.1	23.4	18.5	36.2	7.1	10.5	3.4	4.5
4. Don't know	13.4	11.5	14.8	10.3	23.1	11.1	12.6	14.4	14.3	12.6	12.2	18.0	10.5	7.1	4.4	-
<i>Item 10880 Subject A13b</i>	<i>N</i> 2428	1157	1123	1429	284	450	544	916	519	1892	364	1249	516	243	337	31
A22: If it were legal for people to USE marijuana, should it also be legal to SELL marijuana?																
1. No	28.1	23.8	33.4	29.3	23.2	25.2	32.0	27.5	27.4	28.9	24.3	37.6	20.0	17.8	14.9	22.9
2. Yes, but only to adults	48.9	54.2	43.9	49.8	44.2	48.4	45.3	50.2	50.6	50.0	46.0	39.5	59.6	63.0	56.3	57.9
3. Yes, to anyone	9.9	10.6	8.8	10.4	10.4	11.6	10.6	8.8	9.7	8.9	15.7	8.1	8.3	10.1	18.9	15.5
4. Don't know	13.1	11.5	13.8	10.5	22.2	14.8	12.0	13.5	12.2	12.2	14.0	14.9	12.1	9.2	9.8	3.7
<i>Item 10890 Subject A13b</i>	<i>N</i> 2426	1159	1118	1427	283	451	541	916	519	1890	364	1245	518	244	336	31
A23: If marijuana were legal to use and legally available, which of the following would you be most likely to do?																
1. Not use it, even if it were legal and available	55.4	49.5	62.5	54.6	53.9	49.3	56.0	56.4	58.7	59.5	41.3	81.3	32.3	34.4	17.8	20.7
2. Try it	10.6	11.8	9.1	11.5	9.4	15.3	11.4	9.5	8.0	10.0	11.3	8.7	13.8	17.5	5.4	6.9
3. Use it about as often as I do now	16.1	19.8	12.6	17.8	12.4	21.2	14.3	12.7	19.5	15.4	18.6	1.0	26.9	27.0	45.4	47.1
4. Use it more often than I do now	7.3	9.1	5.5	7.8	5.1	5.6	8.7	8.1	5.7	6.4	13.1	0.3	11.6	13.1	20.8	17.8
5. Use it less than I do now	1.8	1.9	1.7	1.9	1.2	2.5	1.6	1.6	1.6	1.6	3.2	0.4	2.6	2.4	4.3	3.8
6. Don't know	8.8	7.9	8.6	6.5	18.0	6.2	8.1	11.8	6.6	7.2	12.6	8.2	12.8	5.7	6.3	3.7
<i>Item 10900 Subject A13b</i>	<i>N</i> 2425	1157	1121	1428	284	449	541	915	519	1889	365	1247	516	243	336	31
The next questions ask about a number of different things.																
D01A: Think about the kinds of paid jobs that people your age usually have. If you could work just the number of hours that you wanted, how many hours per week would you PREFER to work during the school year?																
1. None	8.4	10.3	5.8	8.0	11.4	9.9	7.9	9.1	6.6	8.0	8.7	9.3	5.7	8.6	6.7	4.2
2. 5 or less hours	5.1	4.6	6.1	5.1	5.8	7.0	5.3	3.7	5.7	5.4	4.0	6.8	3.7	3.4	2.4	-
3. 6-10	11.5	9.5	13.8	12.1	8.4	11.2	12.3	8.9	15.3	12.6	6.8	13.2	11.8	9.9	7.1	9.4
4. 11-15	14.5	12.9	16.0	16.3	7.9	16.8	17.8	11.9	13.6	15.8	8.0	15.3	14.3	15.6	12.8	13.7
5. 16-20	20.0	18.3	21.5	22.5	13.4	21.2	22.0	17.2	21.4	21.1	14.2	17.6	24.9	19.6	22.9	9.2
6. 21-25	12.9	13.7	12.9	12.1	13.4	11.1	13.5	14.3	11.5	12.7	13.3	11.3	13.0	20.0	13.7	3.7
7. 26-30	9.9	10.4	9.8	8.7	12.8	7.3	6.9	13.4	9.3	9.2	15.0	8.9	10.1	7.3	14.4	15.2
8. 31 or more hours	10.2	12.2	7.5	8.2	17.9	9.1	8.0	12.6	9.4	8.5	17.7	8.0	11.9	10.7	13.0	33.1
9. Don't know, can't say	7.5	8.1	6.6	7.0	9.0	6.4	6.4	8.8	7.3	6.7	12.3	9.4	4.6	5.0	7.1	11.5
<i>Item 25800 Subject C04</i>	<i>N</i> 2287	1101	1070	1378	251	403	531	847	506	1854	362	1180	479	234	319	28

QUESTIONNAIRE FORM 4 2010	TOTAL	SEX		RACE		REGION				COLLEGE PLANS?		ILLICIT DRUG USE: LIFETIME					
		M	F	White	Black	NE	NC	S	W	Yes	No	None	Mari- juana Only	Few Pills	More Pills	Any Her- oin	
<i>N (Weighted No. of Cases):</i>	2498	1171	1133	1440	289	475	555	941	527	1909	370	1259	522	245	339	32	
<i>% of Weighted Total:</i>	100.0	46.9	45.4	57.7	11.6	19.0	22.2	37.7	21.1	76.4	14.8	50.4	20.9	9.8	13.6	1.3	
D01B: How many hours per week do you think your PARENTS would prefer that you work in a paid job during the school year?																	
1. None	11.1	9.5	11.8	9.0	20.3	11.3	8.8	12.4	11.0	10.5	12.0	12.9	9.0	7.4	9.0	10.2	
2. 5 or less hours	5.9	5.1	7.1	6.3	2.3	3.6	6.2	4.4	10.0	6.2	3.5	7.3	4.0	4.5	4.3	-	
3. 6-10	11.2	9.1	13.1	11.6	8.6	10.7	12.5	9.1	13.6	12.2	6.9	13.5	9.6	11.4	6.5	-	
4. 11-15	14.9	12.9	16.7	16.2	10.9	17.3	15.9	14.4	12.6	16.0	10.7	14.3	16.7	15.8	15.3	5.3	
5. 16-20	18.3	18.3	18.6	20.0	13.4	16.8	20.8	16.6	19.7	18.8	16.9	17.0	17.8	18.8	24.9	12.2	
6. 21-25	10.0	11.2	9.3	10.1	10.3	9.8	10.2	11.0	8.3	9.6	11.8	8.2	11.5	11.2	13.7	7.4	
7. 26-30	6.5	8.8	4.5	6.0	7.9	4.8	5.7	8.6	5.0	6.4	7.3	5.1	7.1	7.7	7.6	21.8	
8. 31 or more hours	7.1	8.4	5.6	6.7	8.9	7.8	7.4	7.1	6.2	6.0	12.0	6.3	8.3	6.9	8.3	13.7	
9. Don't know, can't say	15.1	16.7	13.2	14.1	17.2	17.8	12.4	16.3	13.6	14.2	18.8	15.4	15.9	16.3	10.5	29.4	
<i>Item 25810 Subject C04, M03</i>	<i>N</i>	<i>2287</i>	<i>1099</i>	<i>1075</i>	<i>1378</i>	<i>253</i>	<i>400</i>	<i>530</i>	<i>851</i>	<i>506</i>	<i>1855</i>	<i>365</i>	<i>1181</i>	<i>480</i>	<i>234</i>	<i>319</i>	<i>28</i>
D02A: Which best describes your recent employment experience?																	
1. I have a paid job right now	43.9	41.8	46.3	47.9	36.4	51.7	51.1	41.8	33.7	42.7	51.5	39.4	49.0	47.9	50.2	51.8	
2. No paid job now, but I had one during the past 3 months	10.0	11.2	8.5	10.9	10.9	8.1	9.9	11.0	9.8	10.5	8.1	9.3	9.6	12.5	12.1	3.8	
3. No paid job in the past 3 months—GO TO Q.D08	20.9	23.9	18.1	22.3	18.1	19.6	22.0	19.6	22.8	21.1	18.7	21.6	17.8	17.1	24.9	11.5	
4. Never had a paid job—GO TO Q.D08	25.2	23.1	27.1	18.8	34.7	20.6	17.0	27.6	33.7	25.7	21.7	29.6	23.6	22.5	12.9	32.9	
<i>Item 21530 Subject C01</i>	<i>N</i>	<i>2260</i>	<i>1088</i>	<i>1063</i>	<i>1373</i>	<i>246</i>	<i>400</i>	<i>527</i>	<i>831</i>	<i>501</i>	<i>1838</i>	<i>358</i>	<i>1161</i>	<i>474</i>	<i>233</i>	<i>317</i>	<i>28</i>
D02B: Which of the job categories below comes closest to the kind of work you have done for pay on your current (or most recent) job? (If more than one kind of work, choose the one where you worked the most hours. Do not include work around the house.)																	
01. Have not worked for pay	3.1	3.5	2.4	1.9	7.1	2.7	2.5	2.9	4.6	2.8	4.9	3.7	2.5	1.2	1.9	-	
02. Lawn or yard work	4.4	8.4	0.6	4.4	5.8	4.8	3.7	3.1	7.9	4.0	6.5	3.9	5.8	4.9	3.5	2.6	
03. Fast food worker	13.4	14.0	13.3	11.9	17.6	8.6	14.9	15.5	11.9	12.6	15.8	12.5	12.1	14.2	18.4	4.1	
04. Waiter or waitress	6.1	4.5	8.0	5.8	6.0	5.8	6.9	6.0	5.7	6.3	6.1	5.2	6.2	8.6	7.3	6.9	
05. Other restaurant worker	10.7	10.6	11.3	12.3	4.3	13.9	13.6	8.0	9.0	10.7	10.9	8.8	15.0	8.6	12.3	17.5	
06. Newspaper route	0.1	0.1	0.1	0.1	-	0.3	-	-	0.3	0.1	-	0.2	-	-	-	-	
07. Babysitting or childcare	7.7	2.8	12.6	7.6	7.7	13.3	4.7	6.6	8.7	8.3	4.5	7.9	8.1	6.3	5.7	13.9	
08. Farm or agricultural work	2.8	3.8	1.4	3.6	3.2	1.4	4.5	2.6	2.2	2.7	2.7	3.3	3.2	2.7	1.2	-	
09. Store clerk or salesperson	20.1	17.4	22.7	21.5	16.0	21.1	18.3	25.5	11.0	21.6	14.2	19.6	18.8	24.0	21.4	15.1	
10. Office or clerical	4.5	2.1	6.5	4.0	3.8	3.0	3.6	5.1	5.9	5.5	0.5	6.0	3.4	1.4	3.7	11.6	
11. Odd jobs	2.2	2.7	1.4	2.4	1.3	0.2	3.7	1.9	2.6	2.0	2.5	2.1	0.6	3.3	3.1	13.3	
12. Other	24.9	29.9	19.8	24.5	27.3	24.9	23.8	22.7	30.4	23.2	31.3	26.9	24.3	24.7	21.5	14.9	
<i>Item 25160 Subject C01</i>	<i>N†</i>	<i>1236</i>	<i>589</i>	<i>579</i>	<i>786</i>	<i>145</i>	<i>227</i>	<i>314</i>	<i>464</i>	<i>231</i>	<i>981</i>	<i>223</i>	<i>582</i>	<i>267</i>	<i>139</i>	<i>201</i>	<i>17</i>
D02C: All things considered, how satisfied are (were) you with that job?																	
1. Completely dissatisfied	7.1	6.3	7.8	6.9	6.7	12.5	6.5	4.9	6.8	5.9	10.9	6.6	4.7	4.8	11.0	33.7	
2. Quite dissatisfied	9.9	9.4	10.2	9.1	6.9	7.0	9.9	11.6	9.5	10.8	6.0	9.6	11.2	8.1	9.4	9.0	
3. Somewhat dissatisfied	9.5	8.3	10.4	7.1	14.4	7.7	10.2	11.3	6.9	8.7	11.5	7.6	9.3	15.8	8.7	-	
4. Neither or mixed feelings	12.5	14.1	11.2	12.6	11.0	13.5	9.8	14.1	12.3	12.5	12.4	14.4	11.8	5.2	14.9	5.4	
5. Somewhat satisfied	20.3	20.1	20.8	20.0	27.6	16.1	19.6	20.7	25.0	19.9	23.0	17.6	22.8	28.2	19.9	7.8	
6. Quite satisfied	27.0	28.8	26.4	29.2	26.1	28.4	27.9	24.4	29.5	28.5	23.3	28.2	29.7	25.2	22.1	34.0	
7. Completely satisfied	13.6	12.9	13.2	15.1	7.3	14.8	16.1	13.0	10.0	13.7	12.8	16.0	10.4	12.6	14.0	10.1	
<i>Item 10910 Subject C01, P02</i>	<i>N†</i>	<i>1144</i>	<i>536</i>	<i>554</i>	<i>761</i>	<i>107</i>	<i>214</i>	<i>315</i>	<i>408</i>	<i>207</i>	<i>917</i>	<i>200</i>	<i>526</i>	<i>254</i>	<i>130</i>	<i>195</i>	<i>18</i>
The next questions are about your present or most recent paid job. (If you presently hold more than one paid job, answer for the more important one.)																	

†=excludes respondents for whom question was inappropriate.

DESCRIPTIVE RESULTS: 2010

179

QUESTIONNAIRE FORM 4 2010	TOTAL	SEX		RACE		REGION				COLLEGE PLANS?		ILLICIT DRUG USE: LIFETIME				
		M	F	White	Black	NE	NC	S	W	Yes	No	None	Mari- juana Only	Few Pills	More Pills	Any Her- oin
<i>N (Weighted No. of Cases):</i>	2498	1171	1133	1440	289	475	555	941	527	1909	370	1259	522	245	339	32
<i>% of Weighted Total:</i>	100.0	46.9	45.4	57.7	11.6	19.0	22.2	37.7	21.1	76.4	14.8	50.4	20.9	9.8	13.6	1.3
D03: On the average, how many hours per week do (did) you work on this particular job?																
1. 5 or less hours	16.7	17.8	15.3	16.1	22.4	14.2	15.3	15.2	24.3	16.6	17.4	20.7	11.4	14.9	14.0	6.4
2. 6 to 10 hours	16.5	15.8	17.3	18.5	10.5	16.4	18.4	12.0	22.6	17.4	11.7	18.1	16.9	15.7	12.6	5.7
3. 11 to 15 hours	14.5	11.0	17.4	16.0	11.1	15.5	18.1	11.7	14.0	15.4	10.0	14.0	15.4	18.0	13.0	9.9
4. 16 to 20 hours	18.1	17.2	19.8	18.2	14.9	19.5	18.3	17.8	16.9	18.7	16.6	16.5	24.4	18.2	17.3	4.1
5. 21 to 25 hours	14.1	14.5	14.0	13.9	13.0	15.7	13.4	17.4	7.2	13.8	15.2	13.3	12.0	18.2	15.8	33.6
6. 26 to 30 hours	9.7	9.5	9.8	7.7	11.4	6.8	7.8	13.0	8.8	9.0	13.4	6.7	9.4	10.3	14.2	23.1
7. 31 to 35 hours	4.6	6.3	3.4	4.4	5.5	4.3	3.8	6.5	2.4	4.4	5.1	5.2	4.2	2.3	5.5	3.8
8. 36 or more hours	5.7	7.9	3.0	5.1	11.2	7.5	5.0	6.3	3.7	4.7	10.6	5.5	6.3	2.6	7.6	13.5
<i>Item 21540 Subject C01</i>	<i>N†</i> 1338	638	630	859	151	250	346	492	250	1063	242	625	292	150	226	18
D04: About how old is (was) your supervisor?																
1. Age 20 or younger	4.4	5.7	2.5	3.7	10.5	4.4	5.4	4.0	3.7	3.3	7.7	3.8	5.0	4.2	3.7	7.5
2. 21 to 25	12.1	11.7	12.9	10.9	8.1	8.6	10.6	11.0	20.2	12.4	10.5	9.6	9.4	21.2	15.7	11.2
3. 26 to 30	19.8	17.8	20.5	19.1	19.0	18.0	20.5	21.4	17.7	20.7	15.1	17.2	22.6	24.2	21.5	3.3
4. 31 or older	63.6	64.8	64.1	66.3	62.4	69.0	63.6	63.5	58.4	63.6	66.7	69.4	63.1	50.4	59.1	77.9
<i>Item 21550 Subject C01, M02</i>	<i>N†</i> 1308	625	613	847	144	250	347	469	242	1035	236	607	287	144	222	19
D05: How many of the other workers are within 2 or 3 years of your own age?																
1. None	22.2	25.0	18.4	23.7	20.7	20.1	19.7	22.2	27.9	21.3	26.1	26.3	16.2	10.9	24.7	29.3
2. A few	30.1	28.6	32.2	28.7	22.2	28.7	27.4	30.6	34.4	30.2	32.5	26.9	32.7	36.7	31.1	33.6
3. About half	17.4	17.7	17.4	16.7	27.0	16.6	16.5	21.3	11.7	17.7	16.1	15.6	19.5	21.9	16.0	22.1
4. Most	16.6	15.8	17.6	16.6	18.2	18.2	20.1	15.9	11.5	16.1	17.6	16.5	17.5	16.4	17.2	15.0
5. Nearly all	10.1	9.1	11.1	10.6	5.2	12.2	11.4	7.7	11.0	11.0	5.7	10.6	10.1	10.1	9.1	-
6. All	3.6	3.8	3.2	3.7	6.7	4.3	4.9	2.4	3.4	3.7	1.9	4.1	4.0	4.0	2.1	-
<i>Item 21560 Subject C01</i>	<i>N†</i> 1315	632	612	849	147	250	347	476	242	1038	238	608	288	146	225	19
D06: To what extent did any high school teacher or counselor help you get this job?																
1. Not at all	87.9	85.8	90.0	90.2	77.3	86.8	89.5	87.6	87.1	88.8	86.5	88.7	85.1	89.9	91.8	80.7
2. A little	4.8	6.3	2.9	4.4	9.0	5.4	5.0	3.6	6.5	4.5	5.3	3.7	5.8	5.0	4.8	12.1
3. Some extent	3.7	4.3	3.3	2.7	7.8	3.0	3.3	4.5	3.5	2.9	5.0	3.3	5.8	0.4	1.9	7.2
4. Considerable extent	1.2	1.4	0.9	1.1	1.2	0.9	1.0	1.5	1.1	1.0	1.7	0.9	1.9	1.3	0.8	-
5. A great extent	2.5	2.2	3.0	1.5	4.7	4.0	1.3	2.8	1.9	2.8	1.5	3.4	1.4	3.4	0.8	-
<i>Item 21710 Subject C01, M02</i>	<i>N†</i> 1294	622	608	839	144	241	346	465	242	1028	233	600	282	145	224	16
D07: Is (was) this job part of a work-study program?																
1. Yes	6.2	4.9	7.6	4.0	10.1	4.3	4.9	9.0	4.7	6.0	7.2	6.9	5.1	6.8	5.8	8.3
2. No	93.8	95.1	92.4	96.0	89.9	95.7	95.1	91.0	95.3	94.0	92.8	93.1	94.9	93.2	94.2	91.7
<i>Item 21720 Subject C01</i>	<i>N†</i> 1317	630	617	857	147	247	349	480	241	1044	238	613	287	146	224	18
D08: The next questions are about drugs that doctors sometimes prescribe for people who have problems concentrating on one task at a time (attention deficit disorder), or with being too active or too disruptive (hyperactive), or both (ADHD).																
Stimulant-type drugs (i.e., amphetamine, methylphenidate, and pemoline) are prescribed for these conditions. These drugs include Ritalin, Adderall, Concerta, Metadate, Dexedrine, Focalin, Cylert, and others.																
Have you ever taken any of these stimulant-type prescription drugs under a doctor's supervision for these conditions? (Do not count drugs that are not stimulant-type, like Strattera, Wellbutrin, Provigil, Tenex, or Tofranil)																
1. No—GO TO Q.D11	91.1	89.6	93.1	90.2	93.0	92.1	90.7	89.6	93.5	91.7	89.9	94.1	93.2	88.1	82.0	82.2
2. Yes, in the past, but not now	5.5	6.5	4.1	5.7	4.4	3.9	6.0	6.0	5.2	5.2	5.2	3.6	3.7	8.4	11.5	9.3
3. Yes, I take them now	3.4	3.9	2.9	4.1	2.6	4.1	3.2	4.4	1.3	3.1	4.9	2.3	3.1	3.5	6.5	8.5
<i>Item 31460 Subject A01j</i>	<i>N</i> 2226	1072	1049	1355	240	380	524	828	494	1812	348	1145	468	227	316	28

†=excludes respondents for whom question was inappropriate.

QUESTIONNAIRE FORM 4 2010	TOTAL	SEX		RACE		REGION				COLLEGE PLANS?		ILLICIT DRUG USE: LIFETIME					
		M	F	White	Black	NE	NC	S	W	Yes	No	None	Mari- juana Only	Few Pills	More Pills	Any Her- oin	
<i>N (Weighted No. of Cases):</i>	2498	1171	1133	1440	289	475	555	941	527	1909	370	1259	522	245	339	32	
<i>% of Weighted Total:</i>	100.0	46.9	45.4	57.7	11.6	19.0	22.2	37.7	21.1	76.4	14.8	50.4	20.9	9.8	13.6	1.3	
D09: How old were you when you first took one of these stimulant-type drugs under a doctor's supervision?																	
1. 1-4 yrs. old	8.6	12.0	3.1	5.7	34.8	5.1	13.4	8.7	4.5	5.7	14.4	10.9	9.0	12.9	-	-	
2. 5-9	21.7	26.8	15.7	21.9	17.0	6.5	19.1	27.4	25.5	20.1	33.7	22.8	27.8	29.5	10.9	35.5	
3. 10-14	32.9	29.8	39.1	32.4	37.6	39.3	29.1	35.0	26.7	35.3	21.6	36.0	25.7	26.3	38.2	54.1	
4. 15+ yrs. old	36.9	31.5	42.0	40.0	10.6	49.1	38.5	28.8	43.3	38.8	30.3	30.3	37.5	31.3	50.8	10.4	
<i>Item 31470 Subject A01g</i>	<i>N†</i>	195	111	73	130	17	31	49	83	32	149	35	66	31	27	57	6
D10: Altogether, for about how many years have you actually taken such drugs under a doctor's supervision?																	
1. Less than 1 yr.	23.4	22.4	24.4	16.7	30.9	28.4	25.9	21.4	20.2	23.0	23.0	16.7	27.4	8.6	29.1	31.8	
2. 1 year	7.7	7.8	7.6	7.9	-	17.6	6.1	4.5	9.5	7.4	8.8	13.7	4.9	3.9	4.2	19.9	
3. 2 yrs.	23.5	23.5	22.7	29.3	25.0	20.8	19.1	24.3	30.4	21.8	31.8	19.5	14.5	14.9	38.9	15.9	
4. 3-5 yrs.	21.6	23.2	23.1	20.5	33.0	25.0	13.3	23.5	25.5	25.0	9.8	17.9	30.5	28.0	21.0	8.8	
5. 6-9 yrs.	11.1	11.2	10.0	11.1	6.8	7.6	9.7	16.1	2.5	13.2	6.1	15.2	5.8	18.0	6.8	23.6	
6. 10 or more yrs.	12.8	11.9	12.2	14.5	4.3	0.6	25.9	10.2	12.0	9.6	20.6	16.9	16.9	26.6	-	-	
<i>Item 31480 Subject A01j</i>	<i>N†</i>	200	111	74	136	17	31	49	88	32	151	37	69	31	27	58	5
D11: Have you ever taken a non -stimulant-type prescription drug under a doctor's supervision for these conditions (like Strattera, Wellbutrin, Provigil, Tenex, or Tofranil)?																	
1. No	87.4	86.6	88.6	86.9	86.6	89.8	85.5	87.2	87.8	88.6	83.6	90.1	88.4	86.3	82.8	44.8	
2. Yes, in the past, but not now	4.5	5.0	3.6	4.5	5.9	3.5	6.2	4.2	4.1	4.1	5.5	2.6	3.7	6.3	8.2	20.8	
3. Yes, I take them now	2.5	2.4	2.4	2.7	1.6	2.2	3.1	2.5	1.8	2.2	3.2	2.3	2.2	1.6	2.5	12.0	
8. Don't know	5.6	5.9	5.3	5.9	5.8	4.5	5.2	6.1	6.2	5.2	7.7	5.0	5.6	5.8	6.5	22.4	
<i>Item 31490 Subject A01j</i>	<i>N</i>	2206	1063	1038	1336	237	378	513	828	488	1796	347	1138	467	226	305	27
D12: People have different opinions about world problems. How much to you agree or disagree with each of the following statements?																	
D12A: I feel that I can do very little to change the way the world is today																	
1. Disagree	16.4	15.3	17.4	14.4	22.4	16.5	13.9	18.2	15.9	16.4	15.8	16.3	17.2	13.5	15.1	30.8	
2. Mostly disagree	21.2	19.6	22.5	23.5	17.3	20.3	24.6	19.4	21.5	23.0	14.2	23.3	21.3	19.6	17.9	6.0	
3. Neither	24.1	26.2	22.0	22.0	25.4	22.9	26.6	22.9	24.2	23.2	27.3	25.1	22.2	28.7	19.3	32.5	
4. Mostly agree	24.4	24.6	24.7	27.2	15.4	24.9	22.4	25.2	25.0	25.3	21.5	22.5	25.9	26.4	28.8	16.5	
5. Agree	13.9	14.3	13.3	12.9	19.5	15.5	12.6	14.2	13.4	12.1	21.2	12.8	13.4	11.7	19.0	14.1	
<i>Item 10920 Subject I02, J</i>	<i>N</i>	2193	1054	1036	1338	234	362	518	823	490	1789	342	1125	462	225	308	28
D12B: It does little good to clean up air and water pollution because this society will not last long enough for it to matter																	
1. Disagree	32.3	28.9	35.4	33.6	29.5	32.0	34.8	30.4	33.1	34.3	22.7	35.1	29.6	32.8	25.5	29.7	
2. Mostly disagree	23.6	22.3	25.6	24.7	20.5	24.1	22.4	25.4	21.2	25.9	13.4	24.2	27.8	21.1	21.5	8.2	
3. Neither	22.0	25.4	17.8	22.0	24.8	20.7	22.2	21.6	23.4	19.2	33.8	20.9	22.2	19.9	23.7	36.8	
4. Mostly agree	13.8	14.9	13.0	12.8	14.3	13.3	13.5	12.9	16.0	12.9	18.5	11.7	12.3	20.6	18.4	13.2	
5. Agree	8.3	8.5	8.2	6.9	11.0	10.0	7.1	9.7	6.1	7.7	11.7	8.1	8.2	5.6	10.9	12.1	
<i>Item 10930 Subject F05, J</i>	<i>N</i>	2185	1053	1030	1338	229	360	522	816	487	1782	341	1128	456	223	308	28
D12C: When things get tough enough, we'll put our minds to it and find a technological solution																	
1. Disagree	6.1	6.1	5.5	5.3	8.1	5.0	4.7	6.7	7.7	5.2	11.0	5.5	7.7	4.5	5.9	14.3	
2. Mostly disagree	10.7	7.5	13.9	10.8	11.1	9.9	8.7	13.1	9.3	10.9	9.4	9.4	12.2	12.7	12.3	4.2	
3. Neither	26.2	26.5	26.4	26.9	21.1	28.3	28.1	25.0	24.8	24.4	34.0	25.5	24.3	23.4	29.6	60.5	
4. Mostly agree	38.0	40.4	36.4	41.1	28.1	40.5	39.8	33.5	41.8	39.3	32.8	40.8	39.3	36.0	31.8	10.1	
5. Agree	18.9	19.5	17.7	15.9	31.6	16.3	18.6	21.8	16.5	20.1	12.8	18.8	16.6	23.5	20.3	11.0	
<i>Item 10940 Subject I01, J</i>	<i>N</i>	2174	1050	1024	1331	228	356	522	813	484	1777	336	1119	456	221	305	28

†=excludes respondents for whom question was inappropriate.

DESCRIPTIVE RESULTS: 2010

181

QUESTIONNAIRE FORM 4 2010	TOTAL	SEX		RACE		REGION				COLLEGE PLANS?		ILLICIT DRUG USE: LIFETIME				
		M	F	White	Black	NE	NC	S	W	Yes	No	None	Mari- juana Only	Few Pills	More Pills	Any Her- oin
<i>N (Weighted No. of Cases):</i>	2498	1171	1133	1440	289	475	555	941	527	1909	370	1259	522	245	339	32
<i>% of Weighted Total:</i>	100.0	46.9	45.4	57.7	11.6	19.0	22.2	37.7	21.1	76.4	14.8	50.4	20.9	9.8	13.6	1.3
D12D: When I think about all the terrible things that have been happening, it is hard for me to hold out much hope for the world																
1. Disagree	16.9	17.7	15.7	16.4	18.1	14.8	14.2	18.8	17.9	16.8	16.7	18.0	15.2	15.3	13.7	27.3
2. Mostly disagree	19.9	20.2	19.8	21.8	16.6	21.3	22.9	18.9	17.6	22.1	9.7	22.2	18.9	17.5	17.5	11.5
3. Neither	30.3	33.9	26.5	30.0	30.3	30.1	30.4	28.8	32.8	29.0	38.7	31.1	29.6	28.8	29.0	38.4
4. Mostly agree	22.7	19.3	26.7	23.2	20.9	24.5	22.1	22.4	22.6	22.6	21.2	19.5	25.7	26.2	27.7	6.4
5. Agree	10.2	8.9	11.4	8.6	14.1	9.3	10.4	11.2	9.1	9.6	13.7	9.1	10.5	12.2	12.2	16.4
<i>Item 10950 Subject J</i>	<i>N</i> 2181	1050	1030	1334	232	362	521	813	485	1783	336	1128	456	221	306	28
D12E: I often wonder if there is any real purpose to my life in light of the world situation																
1. Disagree	28.2	27.9	27.8	30.2	25.9	20.8	30.7	28.3	30.8	29.9	21.0	32.5	23.6	26.8	20.6	19.0
2. Mostly disagree	18.6	17.3	20.9	19.2	20.2	21.6	20.2	18.5	14.7	19.1	17.3	19.0	19.6	19.9	17.8	4.7
3. Neither	29.0	31.4	26.0	26.5	34.9	28.5	27.2	30.2	29.3	27.0	35.8	28.9	30.3	23.3	26.6	60.0
4. Mostly agree	15.8	15.4	16.7	16.5	10.4	18.6	14.8	14.1	17.7	15.6	17.3	12.8	17.9	22.0	21.7	-
5. Agree	8.5	8.0	8.6	7.6	8.6	10.6	7.1	8.9	7.5	8.4	8.6	6.8	8.7	8.0	13.3	16.3
<i>Item 10960 Subject J</i>	<i>N</i> 2167	1042	1023	1329	230	360	516	805	485	1769	335	1124	449	219	305	28
D12F: My guess is that this country will be caught up in a major world upheaval in the next 10 years																
1. Disagree	12.0	11.9	11.5	11.7	14.9	9.2	12.7	14.1	10.0	12.4	10.0	13.3	11.3	8.9	9.1	12.5
2. Mostly disagree	11.9	10.8	13.3	12.9	11.6	11.2	15.0	11.8	9.2	12.6	8.0	13.2	11.6	10.6	9.6	2.8
3. Neither	40.0	39.0	41.1	38.5	44.6	45.4	36.4	38.1	43.1	39.8	39.5	40.1	39.7	42.1	36.4	59.2
4. Mostly agree	23.0	23.7	22.5	25.1	16.9	25.0	23.8	20.7	24.3	23.3	22.4	21.5	24.3	25.4	26.3	13.3
5. Agree	13.1	14.6	11.6	11.9	12.0	9.2	12.0	15.3	13.3	11.9	20.1	12.0	13.0	13.0	18.6	12.1
<i>Item 10970 Subject J</i>	<i>N</i> 2167	1040	1026	1326	229	358	516	810	483	1772	334	1121	450	220	306	28
D12G: Nuclear or biological annihilation will probably be the fate of all mankind, within my lifetime																
1. Disagree	26.9	26.7	26.8	28.4	24.2	21.9	28.5	28.0	26.8	28.5	17.6	31.1	23.2	22.0	19.5	28.5
2. Mostly disagree	16.9	17.6	16.4	18.5	13.2	22.0	17.5	14.7	16.3	17.7	14.3	16.7	18.2	17.7	17.7	10.5
3. Neither	37.9	35.9	39.8	36.2	43.7	38.4	36.1	36.9	41.3	36.9	44.3	35.9	40.9	37.3	39.5	47.0
4. Mostly agree	10.7	12.0	9.9	10.3	12.7	11.9	10.2	11.3	9.4	10.0	13.0	9.3	10.2	16.3	13.0	7.5
5. Agree	7.6	7.8	7.2	6.7	6.3	5.8	7.6	9.1	6.2	6.9	10.8	6.9	7.5	6.8	10.1	6.5
<i>Item 10980 Subject J</i>	<i>N</i> 2155	1040	1017	1322	223	354	513	807	480	1762	336	1117	450	214	306	28
D12H: The human race has come through tough times before, and will do so again																
1. Disagree	5.5	6.1	4.1	4.7	11.7	4.1	5.2	7.0	4.2	4.8	8.9	5.0	6.2	2.7	5.9	13.2
2. Mostly disagree	6.7	6.4	7.0	6.0	8.5	9.6	6.2	6.1	6.1	6.6	8.0	6.5	8.2	3.7	7.4	4.7
3. Neither	26.6	26.3	26.0	25.3	33.4	22.5	25.6	28.6	27.5	24.8	34.9	23.5	29.6	31.8	27.8	38.4
4. Mostly agree	33.2	32.4	35.7	36.4	23.8	38.0	33.4	30.0	34.6	35.2	23.3	34.3	32.4	36.3	31.0	5.8
5. Agree	28.0	28.7	27.2	27.7	22.6	25.8	29.5	28.2	27.5	28.5	24.9	30.7	23.5	25.5	28.0	37.9
<i>Item 10990 Subject J</i>	<i>N</i> 2154	1035	1017	1316	229	352	515	806	481	1759	332	1111	451	218	304	28
The next questions are about alcohol use—this time asking separately about beer, wine, wine coolers, and hard liquor.																
D13: On how many occasions (if any) have you had beer to drink . . .																
D13A: . . . in your lifetime?																
1. 0 occasions	35.6	29.5	41.5	34.2	58.1	25.8	32.1	43.3	34.2	37.3	26.1	58.7	12.1	16.3	5.3	6.8
2. 1-2	13.6	11.7	16.2	11.9	17.9	9.2	14.1	13.9	15.9	13.4	14.6	15.5	16.9	12.3	5.5	-
3. 3-5	8.8	8.5	8.9	8.6	6.7	10.0	9.2	8.1	8.5	9.2	7.4	7.4	12.7	14.0	4.5	4.8
4. 6-9	7.7	8.7	7.3	8.7	6.5	7.0	9.9	6.1	8.8	7.4	9.9	6.0	11.0	8.3	8.7	5.1
5. 10-19	8.7	9.7	7.6	8.5	3.3	12.2	8.3	6.6	10.1	8.7	9.3	5.6	15.1	12.0	9.1	-
6. 20-39	8.5	8.9	7.6	8.7	2.0	14.3	9.4	6.2	7.1	8.6	8.6	3.3	14.5	11.3	15.1	11.1
7. 40 or more	17.0	23.1	10.9	19.4	5.5	21.4	17.1	15.8	15.4	15.4	24.1	3.5	17.8	25.7	51.7	72.3
<i>Item 11000 Subject A01a</i>	<i>N</i> 1944	935	921	1210	180	325	474	713	432	1599	294	983	422	195	289	24

QUESTIONNAIRE FORM 4 2010	TOTAL	SEX		RACE		REGION				COLLEGE PLANS?		ILLICIT DRUG USE: LIFETIME				
		M	F	White	Black	NE	NC	S	W	Yes	No	None	Mari- juana Only	Few Pills	More Pills	Any Her- oin
<i>N (Weighted No. of Cases):</i>	2498	1171	1133	1440	289	475	555	941	527	1909	370	1259	522	245	339	32
<i>% of Weighted Total:</i>	100.0	46.9	45.4	57.7	11.6	19.0	22.2	37.7	21.1	76.4	14.8	50.4	20.9	9.8	13.6	1.3
D13B: . . . during the last 12 months?																
1. 0 occasions	47.2	38.4	56.0	44.7	72.8	34.2	46.0	54.5	46.3	49.0	35.9	69.6	27.0	29.9	14.4	9.1
2. 1-2	14.3	14.4	14.6	13.4	10.7	14.3	14.9	12.2	17.3	13.5	19.0	13.9	18.9	15.2	8.4	24.2
3. 3-5	10.1	10.4	9.2	10.0	8.2	13.8	8.8	8.8	10.7	10.1	10.4	7.4	16.0	12.5	9.5	5.2
4. 6-9	8.3	10.5	6.4	8.1	3.8	11.0	8.7	7.4	7.5	8.6	8.0	4.6	13.2	11.7	12.1	3.0
5. 10-19	7.0	8.0	5.8	8.7	0.9	10.4	6.1	6.3	6.4	6.6	8.2	1.9	10.1	12.3	15.3	11.4
6. 20-39	5.7	7.3	4.2	6.7	2.3	6.7	6.6	4.6	5.9	5.5	7.2	1.7	9.1	4.8	16.0	4.3
7. 40 or more	7.4	11.0	3.8	8.3	1.4	9.5	8.9	6.3	6.0	6.7	11.3	1.0	5.8	13.5	24.3	43.0
<i>Item 11010 Subject A01b</i>	<i>N</i> 1936	928	920	1210	178	324	471	711	430	1592	294	977	418	195	290	23
D13C: . . . during the last 30 days?																
1. 0 occasions	68.3	60.3	77.0	65.0	86.7	58.8	68.2	71.0	71.1	69.8	59.4	88.2	53.1	56.2	34.8	29.2
2. 1-2	13.9	16.1	11.4	14.3	7.0	19.6	11.5	13.7	12.6	13.7	15.9	7.5	22.7	20.4	18.0	13.5
3. 3-5	7.4	9.4	5.7	9.1	1.6	10.1	7.4	6.3	7.4	7.0	10.2	2.1	12.1	10.8	15.9	23.3
4. 6-9	4.7	6.3	2.8	5.6	2.3	5.9	6.1	3.8	3.6	4.7	4.6	1.1	6.6	3.9	14.2	5.6
5. 10-19	3.1	4.4	1.9	3.3	1.4	3.4	3.3	2.9	3.1	2.9	4.8	0.7	3.1	3.2	10.5	18.3
6. 20-39	1.0	1.1	0.9	1.0	-	0.3	1.1	1.0	1.5	0.9	1.7	0.1	1.6	2.6	1.7	5.8
7. 40 or more	1.6	2.5	0.4	1.8	1.1	1.9	2.4	1.4	0.6	1.0	3.4	0.3	0.9	2.8	4.9	4.4
<i>Item 11020 Subject A01c</i>	<i>N</i> 1935	929	917	1209	178	322	469	712	431	1590	295	978	417	193	291	22
D14: Think back over the LAST TWO WEEKS. How many times have you had five or more 12-ounce cans of beer (or the equivalent) in a row?																
1. None	80.5	73.7	87.6	77.4	96.3	74.8	76.7	83.4	84.0	81.7	74.1	94.6	74.7	72.7	49.6	33.1
2. Once	6.5	7.5	5.5	7.5	1.1	9.7	6.6	5.7	5.4	6.6	6.5	2.3	10.5	11.2	12.5	3.6
3. Twice	5.6	7.3	3.8	6.7	0.7	6.8	7.3	5.0	3.8	5.6	6.1	1.7	9.0	6.3	12.1	25.9
4. Three to five times	4.2	6.9	1.6	4.7	0.9	5.0	4.9	3.0	5.0	3.6	7.0	0.9	4.2	4.8	14.6	12.9
5. Six to nine times	1.9	2.7	1.0	2.4	0.3	3.1	1.7	1.7	1.3	1.6	3.6	0.2	1.3	3.6	6.9	9.7
6. Ten or more times	1.4	1.9	0.5	1.2	0.8	0.7	2.8	1.2	0.5	0.9	2.5	0.3	0.3	1.3	4.3	14.8
<i>Item 11030 Subject A01d</i>	<i>N</i> 1913	917	908	1199	176	316	468	703	427	1580	283	976	406	188	285	22
D15: On how many occasions (if any) have you had wine cooler(s) to drink . . .																
D15A: . . . in your lifetime?																
1. 0 occasions	52.3	58.8	45.6	51.5	62.1	42.8	51.6	57.3	51.7	53.7	44.1	71.3	36.1	37.7	21.3	19.6
2. 1-2	14.6	14.4	14.8	14.8	12.1	14.5	14.7	12.2	18.6	15.3	11.8	12.3	18.2	20.1	15.1	8.8
3. 3-5	10.8	9.7	12.1	9.8	9.9	11.6	9.9	10.1	12.2	10.6	11.6	7.5	16.1	9.3	16.3	15.5
4. 6-9	7.4	6.1	8.8	8.1	3.4	9.1	7.5	7.4	5.8	7.5	7.3	3.4	10.4	14.5	12.3	4.9
5. 10-19	7.6	5.4	9.3	7.7	6.4	10.4	8.7	5.8	7.3	6.1	14.4	3.5	10.6	8.7	14.5	20.2
6. 20-39	3.5	2.5	4.9	4.3	3.4	6.6	2.7	3.5	2.2	3.2	5.9	1.1	4.4	5.7	9.4	3.5
7. 40 or more	3.8	3.0	4.4	3.8	2.8	5.0	4.8	3.7	2.1	3.6	4.9	0.9	4.2	4.0	11.2	27.4
<i>Item 22620 Subject A01a</i>	<i>N</i> 1944	931	921	1214	183	322	472	713	436	1597	295	987	416	198	287	23
D15B: . . . during the last 12 months?																
1. 0 occasions	68.7	74.7	62.2	67.1	79.2	61.2	68.4	70.9	70.8	70.2	58.6	82.3	58.7	59.9	44.0	47.6
2. 1-2	14.6	11.8	17.4	15.0	10.4	17.9	15.2	12.1	15.4	14.2	17.2	11.3	18.9	16.5	19.8	5.2
3. 3-5	7.9	7.1	9.1	7.6	5.8	10.0	6.7	8.2	7.4	7.6	10.4	4.1	10.1	11.8	13.6	23.7
4. 6-9	3.7	3.0	4.6	4.2	1.8	3.1	4.4	4.0	2.7	3.6	5.0	1.3	5.9	5.2	7.5	3.2
5. 10-19	2.2	1.1	3.1	2.6	2.0	2.2	2.1	2.3	2.0	1.6	5.6	0.5	3.1	3.4	5.5	-
6. 20-39	1.5	1.2	1.9	2.1	0.2	3.2	0.3	1.8	0.8	1.4	2.2	0.1	2.2	2.2	4.6	4.8
7. 40 or more	1.6	1.1	1.7	1.3	0.5	2.4	3.0	0.7	0.9	1.5	1.0	0.5	1.1	1.1	4.9	15.5
<i>Item 22630 Subject A01b</i>	<i>N</i> 1933	926	917	1209	180	320	469	709	434	1592	292	982	413	197	286	22
D15C: . . . during the last 30 days?																
1. 0 occasions	87.6	90.9	83.8	86.5	92.6	84.1	87.7	87.2	90.6	88.7	81.4	95.1	83.9	80.8	74.9	62.4
2. 1-2	7.3	4.6	10.4	7.9	3.2	10.2	6.8	7.3	5.5	6.6	11.4	3.9	9.5	10.6	12.0	13.7
3. 3-5	2.0	2.1	2.2	2.2	3.4	1.4	2.1	2.3	2.1	1.6	4.2	0.4	2.4	4.7	4.7	3.6
4. 6-9	1.2	0.8	1.5	1.3	-	1.4	1.0	1.6	0.7	1.5	0.2	0.4	1.7	2.9	2.4	2.9
5. 10-19	0.9	0.7	1.0	1.0	0.2	0.4	0.4	1.4	0.9	0.7	2.2	-	1.7	0.8	2.1	11.4
6. 20-39	0.2	0.3	*	0.3	-	0.8	-	0.1	-	0.2	-	-	0.1	-	0.9	-
7. 40 or more	0.9	0.6	1.0	0.8	0.5	1.6	2.0	0.2	0.3	0.8	0.5	0.3	0.7	0.3	2.9	6.0
<i>Item 22640 Subject A01c</i>	<i>N</i> 1932	924	919	1210	179	320	469	710	433	1590	293	984	412	197	286	22

*= \leq less than .05 percent.

DESCRIPTIVE RESULTS: 2010

183

QUESTIONNAIRE FORM 4 2010	TOTAL	SEX		RACE		REGION				COLLEGE PLANS?		ILLICIT DRUG USE: LIFETIME					
		M	F	White	Black	NE	NC	S	W	Yes	No	None	Mari- juana Only	Few Pills	More Pills	Any Her- oin	
<i>N (Weighted No. of Cases):</i>	2498	1171	1133	1440	289	475	555	941	527	1909	370	1259	522	245	339	32	
<i>% of Weighted Total:</i>	100.0	46.9	45.4	57.7	11.6	19.0	22.2	37.7	21.1	76.4	14.8	50.4	20.9	9.8	13.6	1.3	
D16: Think back over the LAST TWO WEEKS. How many times have you had five or more 12-ounce bottles of wine cooler (or the equivalent) in a row?																	
1. None	93.6	94.3	93.0	93.3	96.4	92.5	93.9	92.7	95.7	94.4	90.1	99.1	91.5	87.6	84.9	70.2	
2. Once	2.6	1.9	3.5	2.8	1.8	3.5	1.8	3.1	2.1	2.4	3.5	0.3	5.2	4.0	5.2	6.3	
3. Twice	1.3	1.3	1.4	1.0	1.3	1.4	1.5	1.6	0.6	1.1	2.7	0.2	1.1	4.7	2.4	3.6	
4. Three to five times	1.2	1.7	0.8	1.6	-	1.1	1.2	1.6	0.8	1.1	2.2	0.1	0.4	2.4	5.5	7.1	
5. Six to nine times	0.5	0.6	0.5	0.8	-	0.9	0.1	0.9	-	0.5	0.5	-	1.0	1.0	1.0	4.7	
6. Ten or more times	0.6	0.1	0.9	0.5	0.5	0.7	1.5	-	0.7	0.4	1.0	0.3	0.7	0.3	1.0	8.1	
<i>Item 22650 Subject A01d</i>	<i>N</i>	<i>1883</i>	<i>908</i>	<i>886</i>	<i>1180</i>	<i>174</i>	<i>312</i>	<i>454</i>	<i>692</i>	<i>425</i>	<i>1545</i>	<i>287</i>	<i>971</i>	<i>396</i>	<i>189</i>	<i>273</i>	<i>22</i>
D17: On how many occasions (if any) have you had wine to drink, not counting wine coolers . . .																	
D17A: . . . in your lifetime?																	
1. 0 occasions	56.7	57.8	55.4	55.2	67.1	48.4	52.3	63.2	57.1	57.2	55.6	74.0	46.1	38.9	27.1	15.7	
2. 1-2	17.1	16.9	17.5	17.2	14.7	19.0	18.8	15.6	16.4	17.4	15.3	15.8	18.7	21.2	16.2	21.8	
3. 3-5	11.6	11.4	11.9	12.4	7.5	11.8	13.9	9.1	12.8	11.1	14.1	4.5	18.3	18.8	21.5	12.9	
4. 6-9	6.3	5.7	7.0	6.7	3.5	9.8	6.0	4.9	6.2	6.6	5.5	2.0	11.6	11.1	10.5	5.7	
5. 10-19	3.8	3.5	4.1	4.2	3.2	5.4	4.2	2.3	4.8	4.0	3.0	1.5	3.2	4.0	13.2	3.5	
6. 20-39	2.2	2.1	2.3	2.5	2.2	1.6	2.2	2.9	1.5	1.8	2.7	0.8	1.6	4.0	5.2	23.2	
7. 40 or more	2.3	2.6	1.9	1.8	1.7	4.0	2.6	1.9	1.2	1.9	3.7	1.4	0.6	2.0	6.3	17.2	
<i>Item 11040 Subject A01a</i>	<i>N</i>	<i>1941</i>	<i>925</i>	<i>925</i>	<i>1208</i>	<i>181</i>	<i>320</i>	<i>469</i>	<i>710</i>	<i>442</i>	<i>1597</i>	<i>294</i>	<i>982</i>	<i>422</i>	<i>196</i>	<i>285</i>	<i>23</i>
D17B: . . . during the last 12 months?																	
1. 0 occasions	71.3	71.2	70.6	69.4	79.5	63.8	67.6	76.8	71.8	71.0	72.8	84.1	64.2	56.8	48.2	45.1	
2. 1-2	17.8	18.4	18.1	18.2	13.4	23.0	19.3	14.2	18.2	18.1	16.0	11.7	23.3	28.5	24.0	28.2	
3. 3-5	5.2	4.6	6.1	6.0	3.6	4.5	6.8	4.6	5.0	5.3	5.2	2.2	8.3	6.6	9.5	15.3	
4. 6-9	2.9	2.7	3.0	3.8	1.0	2.9	3.8	2.6	2.3	3.1	2.1	0.8	2.8	5.3	9.1	-	
5. 10-19	1.5	1.9	1.2	1.7	1.6	3.2	1.2	0.9	1.8	1.4	2.4	0.3	1.1	2.4	5.7	4.8	
6. 20-39	0.3	0.3	0.3	0.4	-	0.5	0.2	0.5	-	0.3	0.3	0.2	0.1	-	0.9	4.4	
7. 40 or more	0.9	0.9	0.7	0.5	0.9	2.1	1.0	0.4	0.9	0.7	1.2	0.7	0.2	0.3	2.7	2.3	
<i>Item 11050 Subject A01b</i>	<i>N</i>	<i>1931</i>	<i>920</i>	<i>920</i>	<i>1204</i>	<i>178</i>	<i>318</i>	<i>467</i>	<i>706</i>	<i>441</i>	<i>1589</i>	<i>292</i>	<i>978</i>	<i>420</i>	<i>195</i>	<i>284</i>	<i>22</i>
D17C: . . . during the last 30 days?																	
1. 0 occasions	90.7	91.3	89.8	89.5	93.4	86.6	87.7	93.2	92.7	91.0	89.4	95.9	87.4	87.2	81.5	68.6	
2. 1-2	6.4	5.6	7.4	7.4	4.3	7.4	9.4	5.0	4.6	6.2	7.3	3.0	10.2	9.0	10.0	16.4	
3. 3-5	1.6	1.5	1.9	2.1	1.1	3.5	1.6	0.8	1.7	1.8	1.1	0.3	2.0	3.1	4.3	3.6	
4. 6-9	0.6	0.6	0.6	0.6	0.7	0.7	0.2	1.0	0.2	0.5	0.8	0.3	0.4	0.3	1.7	4.8	
5. 10-19	0.3	0.4	0.1	0.2	-	0.8	0.2	-	0.3	0.2	0.3	-	-	-	1.4	4.4	
6. 20-39	-	-	-	-	-	-	-	-	-	-	-	-	-	-	-	-	
7. 40 or more	0.5	0.6	0.2	0.2	0.5	1.0	0.8	0.1	0.6	0.3	1.2	0.4	-	0.3	1.2	2.3	
<i>Item 11060 Subject A01c</i>	<i>N</i>	<i>1929</i>	<i>919</i>	<i>918</i>	<i>1201</i>	<i>178</i>	<i>316</i>	<i>466</i>	<i>707</i>	<i>441</i>	<i>1586</i>	<i>292</i>	<i>975</i>	<i>420</i>	<i>194</i>	<i>285</i>	<i>22</i>
D18: Think back over the LAST TWO WEEKS. How many times have you had five or more 4-ounce glasses of wine in a row (or the equivalent, which is about three-fourths of a bottle)?																	
1. None	96.3	96.5	96.3	95.8	97.7	94.3	95.7	97.3	97.0	96.7	95.4	99.1	96.8	95.8	89.0	72.9	
2. Once	1.5	1.5	1.5	2.1	0.4	1.7	2.4	0.9	1.3	1.5	1.5	0.1	2.6	2.9	2.5	12.4	
3. Twice	1.2	1.0	1.5	1.7	0.7	3.0	0.7	1.0	0.8	1.2	1.4	0.4	0.6	1.0	5.1	4.7	
4. Three to five times	0.2	*	0.4	0.2	-	0.3	0.2	0.2	0.1	0.2	0.3	-	-	-	0.7	7.8	
5. Six to nine times	0.3	0.6	0.1	0.2	0.7	-	0.2	0.5	0.3	0.3	0.4	0.1	-	-	1.5	-	
6. Ten or more times	0.5	0.4	0.2	0.1	0.5	0.7	0.9	0.1	0.4	0.2	0.9	0.3	-	0.3	1.2	2.2	
<i>Item 11070 Subject A01d</i>	<i>N</i>	<i>1910</i>	<i>916</i>	<i>905</i>	<i>1191</i>	<i>176</i>	<i>312</i>	<i>463</i>	<i>700</i>	<i>435</i>	<i>1567</i>	<i>292</i>	<i>975</i>	<i>412</i>	<i>189</i>	<i>280</i>	<i>22</i>
These next questions are about hard liquor. (Hard liquor includes whiskey, Scotch, bourbon, gin, vodka, rum, etc., or mixed drinks made with liquor.)																	
D19: On how many occasions (if any) have you had liquor to drink . . .																	

QUESTIONNAIRE FORM 4 2010	TOTAL	SEX		RACE		REGION				COLLEGE PLANS?		ILLICIT DRUG USE: LIFETIME				
		M	F	White	Black	NE	NC	S	W	Yes	No	None	Mari- juana Only	Few Pills	More Pills	Any Her- oin
<i>N (Weighted No. of Cases):</i>	2498	1171	1133	1440	289	475	555	941	527	1909	370	1259	522	245	339	32
<i>% of Weighted Total:</i>	100.0	46.9	45.4	57.7	11.6	19.0	22.2	37.7	21.1	76.4	14.8	50.4	20.9	9.8	13.6	1.3
D19A: . . . in your lifetime?																
1. 0 occasions	35.8	33.5	37.5	34.8	49.2	26.0	32.5	42.7	35.1	37.2	29.0	59.0	13.6	12.8	4.8	2.7
2. 1-2	12.0	11.8	12.2	12.2	9.9	10.2	14.4	10.1	13.9	12.4	9.1	13.3	13.1	18.1	4.1	2.1
3. 3-5	9.6	9.6	10.4	9.5	10.0	10.8	11.3	8.9	8.3	9.8	9.4	9.4	14.8	9.1	4.0	3.4
4. 6-9	9.9	8.3	11.3	9.3	13.7	10.8	9.7	9.4	10.6	9.8	10.9	8.0	14.6	10.6	8.4	28.5
5. 10-19	11.6	13.3	10.1	11.4	6.6	14.0	11.9	9.6	12.9	11.3	12.9	5.3	20.5	16.0	18.7	-
6. 20-39	8.5	9.0	8.3	9.5	5.3	13.0	8.4	6.9	7.8	8.1	10.0	2.8	10.8	15.8	19.8	9.4
7. 40 or more	12.5	14.5	10.2	13.4	5.5	15.2	11.9	12.4	11.4	11.4	18.8	2.2	12.7	17.7	40.1	53.9
<i>Item 11080 Subject A01a</i>	<i>N 1928</i>	<i>924</i>	<i>915</i>	<i>1204</i>	<i>180</i>	<i>315</i>	<i>466</i>	<i>710</i>	<i>436</i>	<i>1577</i>	<i>298</i>	<i>976</i>	<i>415</i>	<i>192</i>	<i>290</i>	<i>23</i>
D19B: . . . during the last 12 months?																
1. 0 occasions	46.2	44.0	47.8	44.4	58.5	36.6	44.2	51.6	46.3	47.6	36.6	68.2	27.1	28.0	11.6	27.6
2. 1-2	14.9	13.6	17.0	15.1	12.1	14.6	16.0	13.2	16.4	14.6	17.3	14.0	18.8	16.5	12.9	-
3. 3-5	12.3	11.9	12.5	12.4	17.9	15.2	13.8	11.3	10.3	12.1	13.6	9.1	19.5	15.4	11.8	3.5
4. 6-9	9.5	10.3	8.4	9.7	4.5	11.7	8.3	8.6	10.4	9.1	11.2	4.3	15.2	12.2	16.2	11.1
5. 10-19	7.0	8.7	5.1	7.1	3.1	7.8	7.0	6.1	7.8	7.1	6.5	2.1	8.8	14.3	16.2	12.9
6. 20-39	5.6	6.2	5.3	6.3	2.1	8.4	5.3	4.8	5.2	5.1	8.7	1.9	6.1	10.0	13.8	13.5
7. 40 or more	4.6	5.1	3.9	5.0	1.8	5.5	5.4	4.4	3.7	4.3	6.2	0.5	4.5	3.6	17.5	31.5
<i>Item 11090 Subject A01b</i>	<i>N 1910</i>	<i>918</i>	<i>906</i>	<i>1192</i>	<i>180</i>	<i>307</i>	<i>463</i>	<i>705</i>	<i>434</i>	<i>1566</i>	<i>294</i>	<i>965</i>	<i>412</i>	<i>193</i>	<i>286</i>	<i>22</i>
D19C: . . . during the last 30 days?																
1. 0 occasions	70.2	68.1	72.7	68.0	80.6	61.5	68.9	73.6	72.4	71.2	65.1	88.6	58.0	62.3	34.2	30.7
2. 1-2	15.5	15.6	15.3	17.0	11.6	21.2	16.9	13.2	13.7	15.4	16.3	7.2	25.3	20.4	25.8	11.0
3. 3-5	7.4	8.0	6.5	7.6	3.7	10.6	6.6	6.4	7.5	7.4	7.7	2.8	9.8	9.0	17.7	28.5
4. 6-9	3.2	3.8	2.8	3.4	2.2	4.1	2.7	3.0	3.3	3.1	3.1	0.7	3.7	3.4	10.8	4.4
5. 10-19	1.7	2.2	1.4	2.3	0.5	1.2	2.2	1.9	1.3	1.1	5.4	0.4	1.5	1.9	5.1	11.5
6. 20-39	1.0	1.3	0.6	1.0	-	1.1	0.8	1.2	0.9	1.0	1.2	0.1	0.9	2.1	3.1	8.7
7. 40 or more	1.0	0.9	0.8	0.6	1.4	0.3	1.9	0.7	0.9	0.8	1.4	0.1	1.0	1.0	3.2	5.3
<i>Item 11100 Subject A01c</i>	<i>N 1904</i>	<i>914</i>	<i>905</i>	<i>1190</i>	<i>178</i>	<i>306</i>	<i>461</i>	<i>704</i>	<i>433</i>	<i>1562</i>	<i>294</i>	<i>964</i>	<i>411</i>	<i>192</i>	<i>284</i>	<i>22</i>
D20: Think back over the LAST TWO WEEKS. How many times have you had five or more mixed drinks or shot glasses of hard liquor in a row?																
1. None	79.7	76.4	84.1	78.6	87.2	76.1	78.6	80.8	81.8	81.4	71.1	93.5	71.5	71.4	49.6	52.9
2. Once	7.8	8.7	6.7	8.8	3.8	11.8	7.2	7.4	6.3	7.8	8.6	3.0	13.6	12.4	14.5	9.7
3. Twice	5.2	5.7	4.2	5.2	2.9	6.1	5.4	4.4	5.7	4.8	6.7	2.0	8.1	8.4	10.1	15.2
4. Three to five times	4.7	6.7	2.9	5.2	4.0	5.1	4.6	5.3	3.6	4.1	8.3	1.2	4.8	5.9	17.1	8.7
5. Six to nine times	1.0	1.2	0.9	1.1	0.6	0.5	1.2	0.8	1.4	0.7	2.4	0.2	0.7	0.9	4.5	0.8
6. Ten or more times	1.5	1.3	1.2	1.1	1.5	0.5	3.0	1.3	1.1	1.1	2.8	0.2	1.4	1.1	4.3	12.6
<i>Item 11110 Subject A01d</i>	<i>N 1818</i>	<i>879</i>	<i>858</i>	<i>1140</i>	<i>168</i>	<i>291</i>	<i>453</i>	<i>661</i>	<i>413</i>	<i>1485</i>	<i>281</i>	<i>955</i>	<i>383</i>	<i>162</i>	<i>264</i>	<i>23</i>
D21: The next questions are on another topic. Do you know about how much an ounce of marijuana would cost in your area?																
88. Don't know	64.2	55.9	73.6	64.7	67.0	64.0	64.7	64.8	62.9	65.9	56.1	84.2	54.0	47.2	22.8	16.2
01. Less than \$50	11.9	11.9	11.8	9.2	14.7	9.9	10.9	12.9	12.8	11.5	14.0	8.5	18.0	15.4	11.3	26.0
02. \$50-\$99	8.2	9.9	6.0	8.8	9.4	6.4	8.6	8.9	7.8	8.0	9.2	3.3	10.5	14.3	18.4	20.1
03. \$100-\$149	6.7	9.8	3.5	7.2	4.3	6.9	8.8	6.8	4.3	5.9	9.9	1.7	7.5	10.2	18.8	23.5
04. \$150-\$199	2.6	2.9	2.0	2.4	1.8	3.0	1.9	2.8	2.9	2.5	3.7	1.0	3.9	4.1	6.0	5.8
05. \$200-\$249	1.8	2.8	0.9	2.3	0.4	1.0	2.3	1.2	3.0	1.8	2.6	0.6	1.5	1.6	7.2	-
06. \$250-\$299	1.6	2.8	0.6	2.0	0.2	1.8	1.5	0.6	3.4	1.6	1.7	0.1	2.3	1.2	6.8	-
07. \$300-\$399	1.5	2.1	0.9	1.9	-	1.9	1.2	1.3	1.9	1.5	0.9	0.3	1.1	5.0	3.1	8.5
08. \$400-\$499	0.7	1.2	0.2	0.9	0.9	2.4	0.1	0.4	0.8	0.7	1.0	*	1.0	0.8	3.1	-
09. \$500 or more	0.6	0.8	0.5	0.6	1.3	2.8	-	0.3	0.1	0.6	0.8	0.3	0.2	0.1	2.5	-
<i>Item 20506 Subject A01m</i>	<i>N 2143</i>	<i>1023</i>	<i>1014</i>	<i>1310</i>	<i>232</i>	<i>347</i>	<i>511</i>	<i>803</i>	<i>482</i>	<i>1743</i>	<i>333</i>	<i>1116</i>	<i>452</i>	<i>209</i>	<i>299</i>	<i>25</i>
D22: During the past 12 months, how often have you seen people selling illegal drugs in your neighborhood?																
1. Never	61.7	57.6	66.4	64.4	57.3	50.7	67.4	64.6	59.0	62.7	57.5	73.8	58.2	51.9	33.0	32.8
2. A few times a year	14.7	16.0	14.0	15.2	12.4	17.8	12.8	14.0	15.8	15.3	12.1	15.1	14.9	20.0	11.6	9.9
3. Once or twice a month	7.2	7.7	6.7	7.0	5.2	9.3	7.5	4.3	10.3	7.4	7.3	4.2	10.2	7.9	12.0	19.0
4. At least once a week	7.9	8.8	7.3	7.9	6.7	9.2	5.8	7.6	9.8	7.8	9.1	3.1	8.9	11.7	20.6	12.7
5. Almost every day	8.4	9.9	5.6	5.4	18.4	13.0	6.6	9.5	5.1	6.8	14.0	3.9	7.8	8.5	22.8	25.6
<i>Item 30880 Subject A03a</i>	<i>N 2139</i>	<i>1025</i>	<i>1009</i>	<i>1310</i>	<i>233</i>	<i>348</i>	<i>512</i>	<i>799</i>	<i>480</i>	<i>1739</i>	<i>334</i>	<i>1107</i>	<i>452</i>	<i>211</i>	<i>299</i>	<i>25</i>

* = less than .05 percent.

DESCRIPTIVE RESULTS: 2010

185

QUESTIONNAIRE FORM 4 2010	TOTAL	SEX		RACE		REGION				COLLEGE PLANS?		ILLICIT DRUG USE: LIFETIME				
		M	F	White	Black	NE	NC	S	W	Yes	No	None	Mari- juana Only	Few Pills	More Pills	Any Her- oin
<i>N (Weighted No. of Cases):</i>	2498	1171	1133	1440	289	475	555	941	527	1909	370	1259	522	245	339	32
<i>% of Weighted Total:</i>	100.0	46.9	45.4	57.7	11.6	19.0	22.2	37.7	21.1	76.4	14.8	50.4	20.9	9.8	13.6	1.3
These next questions ask for your opinions about the military services in the United States.																
E01: To what extent do you think the following opportunities are available to people who work in the military services?																
E01A: A chance to get ahead																
1. To a very little extent	11.5	12.6	9.4	9.1	19.3	7.5	11.4	12.9	12.3	10.5	14.7	11.3	10.2	9.2	11.1	32.5
2. To a little extent	9.4	9.2	10.0	9.9	10.3	10.7	11.4	8.3	8.3	9.7	8.4	9.1	9.2	10.9	10.9	8.3
3. To some extent	44.1	43.8	44.6	46.0	36.2	50.6	41.3	39.9	49.2	44.9	42.9	46.5	43.8	40.8	41.9	35.5
4. To a great extent	21.0	20.1	22.8	22.9	14.4	20.1	23.3	20.6	20.0	21.9	16.9	21.5	21.5	24.1	17.3	14.3
5. To a very great extent	14.0	14.3	13.2	12.0	19.8	11.2	12.7	18.3	10.1	13.0	17.0	11.6	15.3	15.1	18.7	9.3
<i>Item 11120 Subject L04</i>	<i>N 2090</i>	<i>1000</i>	<i>989</i>	<i>1278</i>	<i>227</i>	<i>339</i>	<i>505</i>	<i>780</i>	<i>467</i>	<i>1702</i>	<i>322</i>	<i>1085</i>	<i>439</i>	<i>208</i>	<i>292</i>	<i>24</i>
E01B: A chance to get more education																
1. To a very little extent	8.6	9.9	6.8	6.8	16.1	6.8	8.6	8.9	9.4	8.1	9.3	7.7	9.2	5.8	9.0	32.5
2. To a little extent	7.6	7.0	7.9	7.8	6.8	10.0	7.9	6.1	8.1	7.4	9.9	7.2	8.3	8.5	8.3	-
3. To some extent	33.5	32.9	33.9	35.9	26.3	38.2	35.2	32.0	30.7	33.9	32.7	34.0	32.4	27.8	37.5	39.2
4. To a great extent	29.8	30.5	29.6	30.6	24.0	31.2	28.2	26.9	35.3	31.0	24.6	30.8	31.4	35.6	23.6	16.9
5. To a very great extent	20.6	19.8	21.8	18.9	26.8	13.8	20.1	26.1	16.6	19.7	23.5	20.3	18.6	22.3	21.5	11.4
<i>Item 11130 Subject B10, L04</i>	<i>N 2088</i>	<i>1000</i>	<i>990</i>	<i>1280</i>	<i>226</i>	<i>333</i>	<i>506</i>	<i>780</i>	<i>468</i>	<i>1702</i>	<i>323</i>	<i>1085</i>	<i>440</i>	<i>208</i>	<i>291</i>	<i>24</i>
E01C: A chance to advance to a more responsible position																
1. To a very little extent	7.2	8.5	5.6	5.8	13.3	5.8	7.2	8.6	6.2	6.1	11.4	6.4	6.8	4.8	7.9	33.6
2. To a little extent	7.4	7.1	7.2	6.7	10.1	11.5	6.0	5.8	8.6	7.4	7.8	7.9	6.8	6.2	8.6	-
3. To some extent	29.4	29.9	28.2	31.4	21.5	33.2	30.2	25.9	31.6	29.3	29.5	29.9	29.0	19.9	35.5	37.3
4. To a great extent	33.5	31.9	35.9	35.2	25.9	32.3	34.1	30.4	38.7	35.2	27.1	34.9	35.1	40.2	24.7	20.2
5. To a very great extent	22.5	22.6	23.1	20.9	29.3	17.3	22.5	29.3	15.0	22.1	24.3	20.9	22.2	29.0	23.2	8.9
<i>Item 11140 Subject L04</i>	<i>N 2086</i>	<i>998</i>	<i>989</i>	<i>1279</i>	<i>227</i>	<i>332</i>	<i>504</i>	<i>783</i>	<i>467</i>	<i>1701</i>	<i>321</i>	<i>1081</i>	<i>440</i>	<i>207</i>	<i>293</i>	<i>25</i>
E01D: A chance to have a personally more fulfilling job																
1. To a very little extent	8.9	10.4	7.3	7.6	15.4	7.4	8.5	9.8	9.0	8.4	10.1	7.9	9.5	7.3	9.3	33.6
2. To a little extent	8.3	9.2	7.4	8.0	7.4	13.2	8.6	5.2	9.7	8.6	8.1	8.6	9.1	8.0	7.6	3.2
3. To some extent	33.3	33.0	32.8	34.7	26.4	37.7	34.0	31.0	33.3	33.8	32.0	34.0	32.7	25.0	39.1	40.7
4. To a great extent	29.5	27.9	31.7	30.7	25.2	25.5	28.7	29.9	32.7	30.1	28.4	30.0	30.9	36.8	23.5	13.6
5. To a very great extent	19.9	19.5	20.8	18.9	25.6	16.2	20.2	24.1	15.3	19.2	21.4	19.4	17.8	22.8	20.5	8.9
<i>Item 11150 Subject C05, L04</i>	<i>N 2082</i>	<i>998</i>	<i>986</i>	<i>1276</i>	<i>227</i>	<i>332</i>	<i>503</i>	<i>780</i>	<i>466</i>	<i>1698</i>	<i>321</i>	<i>1079</i>	<i>439</i>	<i>207</i>	<i>292</i>	<i>25</i>
E01E: A chance to get their ideas heard																
1. To a very little extent	17.4	21.3	12.6	15.9	21.3	15.7	16.9	18.0	18.2	17.1	17.1	15.3	18.8	20.1	17.2	41.6
2. To a little extent	16.9	16.9	17.8	17.8	14.7	20.2	17.2	14.2	18.9	18.7	8.8	18.0	15.4	17.1	16.8	6.6
3. To some extent	35.2	32.8	36.7	36.7	28.7	41.0	32.7	33.9	36.1	35.3	35.9	35.6	37.4	31.1	36.1	31.2
4. To a great extent	18.4	16.7	20.6	17.9	20.4	12.8	20.1	19.8	18.2	17.6	22.6	19.7	16.4	21.0	15.6	11.7
5. To a very great extent	12.0	12.3	12.2	11.6	14.9	10.3	13.0	14.1	8.6	11.3	15.5	11.5	12.1	10.7	14.3	8.9
<i>Item 11160 Subject L04</i>	<i>N 2071</i>	<i>995</i>	<i>978</i>	<i>1271</i>	<i>225</i>	<i>329</i>	<i>499</i>	<i>778</i>	<i>464</i>	<i>1687</i>	<i>320</i>	<i>1073</i>	<i>438</i>	<i>206</i>	<i>289</i>	<i>25</i>
E02: To what extent is it likely that a person in the military can get things changed and set right if treated unjustly by a superior?																
1. To a very little extent	18.0	18.7	17.2	16.7	23.4	19.4	17.2	17.1	19.2	18.2	16.2	18.3	17.8	14.6	17.5	20.4
2. To a little extent	23.7	22.7	25.0	25.6	21.0	24.3	22.4	23.7	24.8	24.9	20.4	24.3	24.8	25.4	22.7	11.2
3. To some extent	37.1	35.0	39.0	37.3	35.8	36.9	35.7	37.2	38.5	36.9	37.6	37.7	39.0	33.7	35.4	32.4
4. To a great extent	13.8	14.4	13.0	13.7	10.6	14.9	16.4	11.3	14.6	13.9	12.6	13.6	12.5	19.4	13.7	7.0
5. To a very great extent	7.4	9.2	5.8	6.7	9.2	4.5	8.3	10.8	2.9	6.1	13.2	6.1	5.9	7.0	10.7	28.9
<i>Item 11170 Subject L04</i>	<i>N 2065</i>	<i>992</i>	<i>978</i>	<i>1271</i>	<i>226</i>	<i>329</i>	<i>502</i>	<i>775</i>	<i>460</i>	<i>1685</i>	<i>317</i>	<i>1074</i>	<i>434</i>	<i>207</i>	<i>286</i>	<i>25</i>
E03: To what extent do you think there is any discrimination against women who are in the armed services?																
1. To a very little extent	16.9	19.2	14.3	14.2	25.0	14.1	15.3	19.8	15.7	16.7	18.5	17.4	15.7	14.8	16.7	13.2
2. To a little extent	18.1	19.2	17.7	20.7	12.0	19.4	20.3	16.6	17.5	18.2	19.0	19.7	17.1	15.1	18.4	4.8
3. To some extent	40.2	41.9	38.7	41.3	34.2	41.5	40.0	38.8	41.9	40.2	42.0	40.7	41.1	39.6	39.4	48.8
4. To a great extent	16.2	11.7	20.1	16.4	17.9	17.7	16.6	14.6	17.4	16.7	11.3	14.9	17.1	23.1	13.7	1.8
5. To a very great extent	8.6	8.0	9.3	7.5	11.0	7.4	7.8	10.2	7.5	8.1	9.2	7.4	8.9	7.4	11.8	31.5
<i>Item 11180 Subject D06, L04</i>	<i>N 2071</i>	<i>991</i>	<i>981</i>	<i>1273</i>	<i>226</i>	<i>330</i>	<i>500</i>	<i>778</i>	<i>463</i>	<i>1690</i>	<i>317</i>	<i>1077</i>	<i>436</i>	<i>207</i>	<i>286</i>	<i>25</i>

QUESTIONNAIRE FORM 4 2010	TOTAL	SEX		RACE		REGION				COLLEGE PLANS?		ILLICIT DRUG USE: LIFETIME				
		M	F	White	Black	NE	NC	S	W	Yes	No	None	Mari- juana Only	Few Pills	More Pills	Any Her- oin
<i>N (Weighted No. of Cases):</i>	2498	1171	1133	1440	289	475	555	941	527	1909	370	1259	522	245	339	32
<i>% of Weighted Total:</i>	100.0	46.9	45.4	57.7	11.6	19.0	22.2	37.7	21.1	76.4	14.8	50.4	20.9	9.8	13.6	1.3
E04: To what extent do you think there is any discrimination against African American people who are in the armed services?																
1. To a very little extent	30.6	34.9	26.4	30.7	29.8	24.4	30.7	33.1	30.6	30.5	32.1	31.6	28.2	27.1	31.8	17.9
2. To a little extent	22.1	21.2	23.4	23.9	15.8	22.5	21.5	21.8	22.8	22.7	19.8	23.0	21.1	27.0	20.1	2.0
3. To some extent	33.5	31.5	35.6	34.0	31.2	39.0	33.6	30.0	35.5	34.1	33.1	33.1	36.4	32.2	34.7	41.7
4. To a great extent	8.9	7.2	10.1	7.4	15.1	11.0	9.6	7.8	8.7	8.5	8.4	7.5	11.1	9.9	8.0	14.2
5. To a very great extent	4.8	5.3	4.7	3.9	8.1	3.0	4.5	7.2	2.5	4.1	6.5	4.8	3.2	3.9	5.5	24.2
<i>Item 11190 Subject L04, N02</i>	<i>N</i> 2059	986	974	1269	224	325	498	774	462	1683	314	1072	432	206	286	25
E05: If YOU felt that it was necessary for the U.S. to fight in some future war, how likely is it that you would volunteer for military service in that war?																
1. I'm sure that I would volunteer	13.9	18.0	8.3	13.4	12.8	8.1	15.7	15.8	12.7	12.0	22.0	13.4	13.8	13.8	14.0	16.6
2. I would very likely volunteer	3.8	6.4	1.5	4.4	3.5	1.7	4.8	2.9	5.8	3.7	3.9	3.2	4.9	4.3	4.5	0.7
3. I would probably volunteer	9.6	14.4	5.3	10.4	8.2	9.3	9.9	9.5	9.7	9.2	11.9	9.6	11.7	11.1	6.5	7.2
4. I would probably NOT volunteer	15.9	17.2	14.9	17.7	10.4	18.8	17.1	13.9	15.7	16.6	11.0	16.2	15.7	14.7	14.3	30.3
5. I would very likely NOT volunteer	11.5	11.7	11.4	13.3	6.1	12.9	10.6	11.5	11.7	12.5	8.0	12.0	11.2	11.0	10.7	4.5
6. I would definitely NOT volunteer	26.8	18.0	35.6	24.2	38.3	31.1	24.2	27.7	25.0	27.8	22.8	27.8	25.2	25.8	28.0	12.6
7. In my opinion, there is no such thing as a "necessary" war	18.5	14.3	23.0	16.6	20.8	18.1	17.7	18.7	19.5	18.1	20.4	17.9	17.4	19.4	22.0	28.1
<i>Item 11220 Subject L03</i>	<i>N</i> 2104	998	1002	1292	229	331	513	793	467	1708	326	1097	436	208	292	26
E06: How do you think your CLOSE FRIENDS feel (or would feel) about YOU doing each of the following things?																
E06A: Smoking one or more packs of cigarettes per day																
1. Not disapprove	18.6	21.3	14.9	17.7	25.4	14.5	19.5	22.8	13.6	16.2	29.3	12.6	18.4	21.4	34.4	25.0
2. Disapprove	30.4	33.1	27.1	31.6	24.1	34.9	28.7	28.1	32.9	29.5	33.7	25.3	35.5	31.7	39.1	33.0
3. Strongly disapprove	51.0	45.5	58.0	50.6	50.5	50.6	51.9	49.2	53.5	54.3	37.0	62.2	46.1	46.9	26.5	42.1
<i>Item 11470 Subject A12b</i>	<i>N</i> 2120	1010	1006	1301	234	339	516	799	467	1718	326	1094	446	210	299	25
E06B: Trying marijuana (pot, weed) once or twice																
1. Not disapprove	45.1	48.2	41.1	44.3	41.2	56.5	42.2	42.2	45.1	42.7	53.5	26.5	62.7	53.8	75.6	74.7
2. Disapprove	23.1	23.3	23.2	23.6	27.6	21.0	21.3	25.6	22.5	23.8	21.7	23.4	26.3	24.2	18.6	12.9
3. Strongly disapprove	31.7	28.6	35.7	32.1	31.2	22.5	36.5	32.2	32.4	33.5	24.9	50.1	11.1	22.1	5.8	12.3
<i>Item 11480 Subject A12b</i>	<i>N</i> 2114	1009	1001	1296	234	337	516	794	467	1714	326	1090	446	210	298	25
E06C: Smoking marijuana occasionally																
1. Not disapprove	38.2	42.7	32.8	37.2	36.3	47.3	34.4	35.6	40.0	35.2	49.7	19.9	55.5	42.9	70.9	69.5
2. Disapprove	22.7	23.9	21.1	22.8	25.0	23.2	22.2	23.1	22.1	23.2	19.8	22.1	25.3	26.5	18.1	22.8
3. Strongly disapprove	39.2	33.4	46.1	40.0	38.7	29.6	43.4	41.3	37.9	41.6	30.5	58.1	19.2	30.7	11.0	7.7
<i>Item 11490 Subject A12b</i>	<i>N</i> 2116	1007	1004	1299	233	338	514	798	465	1716	324	1093	445	209	298	25
E06D: Smoking marijuana regularly																
1. Not disapprove	26.2	31.6	20.3	25.0	28.4	28.8	22.3	27.7	26.1	22.8	39.0	12.9	30.9	32.4	57.1	59.8
2. Disapprove	23.5	24.5	21.7	23.0	23.9	27.2	23.5	21.8	24.0	23.7	22.3	18.8	35.6	21.1	23.3	32.6
3. Strongly disapprove	50.3	43.9	58.0	52.0	47.7	44.0	54.2	50.6	49.9	53.5	38.7	68.3	33.5	46.5	19.6	7.7
<i>Item 11500 Subject A12b</i>	<i>N</i> 2112	1007	1003	1301	231	336	513	797	465	1715	322	1094	444	209	297	25
E06E: Trying LSD once or twice																
1. Not disapprove	15.5	16.7	13.8	15.5	18.5	17.8	12.3	16.9	15.1	13.8	22.1	11.0	11.4	12.3	34.9	29.6
2. Disapprove	20.5	21.9	18.7	20.1	18.1	22.4	20.3	19.6	20.8	20.1	20.5	15.7	24.3	26.7	25.9	43.0
3. Strongly disapprove	64.0	61.4	67.5	64.4	63.3	59.8	67.4	63.5	64.1	66.2	57.5	73.3	64.2	61.0	39.3	27.4
<i>Item 11510 Subject A12b</i>	<i>N</i> 2109	1007	1001	1296	230	334	514	796	466	1712	324	1091	444	209	297	25
E06F: Trying an amphetamine (upper, pep pill, bennie, speed) once or twice																
1. Not disapprove	14.2	14.0	13.9	13.6	18.3	15.9	13.3	16.1	10.6	12.8	18.8	10.9	10.1	7.2	31.8	34.6
2. Disapprove	21.9	23.8	20.1	22.6	18.8	22.1	21.5	20.6	24.6	21.8	21.7	16.5	24.8	31.7	29.1	40.6
3. Strongly disapprove	63.9	62.2	66.0	63.8	62.9	62.0	65.2	63.3	64.9	65.4	59.5	72.6	65.2	61.1	39.1	24.8
<i>Item 11520 Subject A12b</i>	<i>N</i> 2106	1007	999	1295	231	335	514	793	464	1705	327	1090	442	209	299	25

DESCRIPTIVE RESULTS: 2010

187

QUESTIONNAIRE FORM 4 2010	TOTAL	SEX		RACE		REGION				COLLEGE PLANS?		ILLICIT DRUG USE: LIFETIME				
		M	F	White	Black	NE	NC	S	W	Yes	No	None	Mari- juana Only	Few Pills	More Pills	Any Her- oin
<i>N (Weighted No. of Cases):</i>	2498	1171	1133	1440	289	475	555	941	527	1909	370	1259	522	245	339	32
<i>% of Weighted Total:</i>	100.0	46.9	45.4	57.7	11.6	19.0	22.2	37.7	21.1	76.4	14.8	50.4	20.9	9.8	13.6	1.3
E06G: Trying cocaine once or twice																
1. Not disapprove	10.3	10.4	9.4	9.9	16.6	11.3	10.0	11.7	7.7	8.4	16.6	9.2	6.9	4.0	18.5	27.8
2. Disapprove	17.5	19.8	15.0	17.4	14.2	21.1	15.8	16.1	19.0	17.3	18.0	13.2	18.9	18.8	27.8	41.0
3. Strongly disapprove	72.2	69.8	75.6	72.6	69.2	67.6	74.1	72.2	73.2	74.3	65.4	77.6	74.2	77.2	53.7	31.2
<i>Item 11525 Subject A12b</i>	<i>N 2109</i>	<i>1007</i>	<i>1002</i>	<i>1297</i>	<i>230</i>	<i>334</i>	<i>513</i>	<i>799</i>	<i>463</i>	<i>1709</i>	<i>325</i>	<i>1088</i>	<i>445</i>	<i>209</i>	<i>300</i>	<i>25</i>
E06H: Taking cocaine occasionally																
1. Not disapprove	8.2	8.3	7.0	7.2	16.0	7.5	8.3	10.1	5.4	6.1	15.4	7.6	6.8	3.9	9.4	16.1
2. Disapprove	15.3	17.0	13.4	15.2	13.2	18.9	13.2	14.3	17.0	15.0	17.0	12.4	15.0	14.4	24.8	43.7
3. Strongly disapprove	76.5	74.7	79.6	77.6	70.9	73.6	78.6	75.7	77.7	79.0	67.7	79.9	78.2	81.7	65.8	40.1
<i>Item 11526 Subject A12b</i>	<i>N 2105</i>	<i>1006</i>	<i>997</i>	<i>1295</i>	<i>229</i>	<i>334</i>	<i>512</i>	<i>796</i>	<i>462</i>	<i>1706</i>	<i>325</i>	<i>1087</i>	<i>442</i>	<i>207</i>	<i>300</i>	<i>25</i>
E06I: Taking one or two drinks nearly every day																
1. Not disapprove	25.0	29.9	19.0	24.2	30.9	23.4	24.8	27.8	21.5	21.7	39.9	17.1	25.9	24.4	45.3	59.5
2. Disapprove	29.0	30.6	27.6	30.5	23.6	34.4	28.0	26.2	30.9	29.4	25.7	25.7	37.7	29.9	29.2	28.2
3. Strongly disapprove	46.0	39.5	53.5	45.3	45.5	42.2	47.1	46.0	47.6	48.9	34.5	57.2	36.4	45.7	25.5	12.3
<i>Item 11530 Subject A12b</i>	<i>N 2102</i>	<i>1003</i>	<i>998</i>	<i>1295</i>	<i>228</i>	<i>335</i>	<i>511</i>	<i>794</i>	<i>461</i>	<i>1708</i>	<i>322</i>	<i>1088</i>	<i>443</i>	<i>207</i>	<i>296</i>	<i>25</i>
E06J: Taking four or five drinks nearly every day																
1. Not disapprove	16.6	20.8	11.3	15.6	23.8	14.5	16.3	20.8	11.2	12.9	32.0	10.8	16.5	14.0	32.4	33.3
2. Disapprove	23.0	25.6	19.9	22.8	21.4	25.4	22.1	19.8	27.6	23.0	22.9	20.3	28.4	22.3	26.3	25.3
3. Strongly disapprove	60.4	53.6	68.8	61.6	54.8	60.1	61.6	59.4	61.2	64.0	45.1	68.9	55.1	63.7	41.3	41.5
<i>Item 11540 Subject A12b</i>	<i>N 2101</i>	<i>1003</i>	<i>995</i>	<i>1294</i>	<i>229</i>	<i>333</i>	<i>514</i>	<i>791</i>	<i>462</i>	<i>1706</i>	<i>321</i>	<i>1087</i>	<i>444</i>	<i>207</i>	<i>296</i>	<i>25</i>
E06K: Having five or more drinks once or twice each weekend																
1. Not disapprove	38.0	42.7	33.3	40.4	32.8	44.0	40.6	36.0	33.9	35.4	49.9	24.5	44.3	45.3	69.7	60.8
2. Disapprove	21.7	22.2	20.7	20.6	20.4	21.6	20.3	21.7	23.3	22.0	21.6	21.4	29.7	19.2	13.6	11.8
3. Strongly disapprove	40.3	35.1	45.9	39.0	46.9	34.3	39.1	42.2	42.8	42.7	28.5	54.1	25.9	35.5	16.7	27.4
<i>Item 11550 Subject A12b</i>	<i>N 2095</i>	<i>1000</i>	<i>999</i>	<i>1292</i>	<i>224</i>	<i>334</i>	<i>514</i>	<i>787</i>	<i>461</i>	<i>1704</i>	<i>322</i>	<i>1088</i>	<i>444</i>	<i>205</i>	<i>296</i>	<i>25</i>
E06L: Driving a car after having 1-2 drinks																
1. Not disapprove	17.2	21.7	11.4	17.2	18.3	16.9	18.7	19.3	12.2	14.9	28.5	11.6	17.0	16.6	33.8	47.1
2. Disapprove	25.3	27.5	22.8	25.5	22.3	28.8	25.1	24.4	24.8	25.0	26.4	20.3	30.8	30.5	31.6	14.8
3. Strongly disapprove	57.4	50.8	65.8	57.3	59.4	54.3	56.1	56.4	63.0	60.1	45.0	68.0	52.2	52.9	34.6	38.0
<i>Item 11551 Subject A12b</i>	<i>N 2096</i>	<i>1000</i>	<i>999</i>	<i>1293</i>	<i>223</i>	<i>333</i>	<i>514</i>	<i>790</i>	<i>459</i>	<i>1707</i>	<i>321</i>	<i>1088</i>	<i>442</i>	<i>207</i>	<i>296</i>	<i>25</i>
E06M: Driving a car after having 5 or more drinks																
1. Not disapprove	8.8	9.8	6.7	7.6	15.5	8.2	8.2	10.4	7.0	7.1	14.8	7.5	8.4	5.2	13.0	16.9
2. Disapprove	12.3	15.2	8.8	11.9	13.3	14.0	14.3	12.2	8.8	11.4	16.7	9.6	12.2	11.2	20.3	17.4
3. Strongly disapprove	79.0	75.0	84.5	80.5	71.2	77.9	77.4	77.4	84.1	81.6	68.5	82.9	79.4	83.6	66.7	65.7
<i>Item 11552 Subject A12b</i>	<i>N 2100</i>	<i>1005</i>	<i>998</i>	<i>1297</i>	<i>223</i>	<i>334</i>	<i>513</i>	<i>792</i>	<i>461</i>	<i>1706</i>	<i>326</i>	<i>1085</i>	<i>444</i>	<i>207</i>	<i>300</i>	<i>25</i>
E07: These days, how many people in the following groups would you guess use illicit drugs (like marijuana, cocaine, etc.) occasionally or regularly?																
E07A: Professional athletes																
1. 0% to 10%	18.4	18.0	18.5	16.7	25.2	17.9	18.3	19.8	16.5	18.7	16.2	20.3	18.7	15.8	13.9	7.7
2. 11% to 30%	24.0	27.3	20.5	25.6	23.7	23.1	24.7	23.7	24.5	24.5	24.4	25.3	24.0	26.7	19.4	13.8
3. 31% to 50%	20.8	20.9	21.0	20.5	17.3	19.8	22.9	19.5	21.3	20.9	21.2	19.9	21.1	21.3	23.5	22.8
4. 51% to 70%	14.4	14.7	14.5	16.2	9.5	16.4	15.0	12.5	15.8	15.1	10.9	11.6	17.4	15.7	18.9	7.1
5. 71% to 90%	6.2	5.7	6.7	6.3	6.1	7.5	6.5	6.1	5.1	6.2	5.2	5.5	5.9	8.5	8.8	1.7
6. 91% to 100%	2.3	2.6	1.7	2.3	2.2	3.5	2.6	1.9	1.7	2.1	2.1	1.7	1.6	1.6	3.4	13.3
8. Have no idea	13.9	10.9	17.1	12.5	16.1	11.8	10.1	16.5	15.0	12.5	20.0	15.7	11.2	10.4	12.1	33.6
<i>Item 22380 Subject A17a</i>	<i>N 2104</i>	<i>1005</i>	<i>996</i>	<i>1291</i>	<i>231</i>	<i>327</i>	<i>513</i>	<i>800</i>	<i>463</i>	<i>1705</i>	<i>326</i>	<i>1091</i>	<i>441</i>	<i>206</i>	<i>298</i>	<i>25</i>

QUESTIONNAIRE FORM 4 2010	TOTAL	SEX		RACE		REGION				COLLEGE PLANS?		ILLICIT DRUG USE: LIFETIME				
		M	F	White	Black	NE	NC	S	W	Yes	No	None	Mari- juana Only	Few Pills	More Pills	Any Her- oin
<i>N (Weighted No. of Cases):</i>	2498	1171	1133	1440	289	475	555	941	527	1909	370	1259	522	245	339	32
<i>% of Weighted Total:</i>	100.0	46.9	45.4	57.7	11.6	19.0	22.2	37.7	21.1	76.4	14.8	50.4	20.9	9.8	13.6	1.3
E07B: Rock music performers																
1. 0% to 10%	5.4	4.9	5.3	3.8	13.9	5.3	3.0	8.3	2.9	4.6	8.6	6.2	3.7	4.6	3.6	2.8
2. 11% to 30%	4.4	4.0	5.0	4.0	4.8	6.9	5.1	2.8	5.0	4.9	2.7	5.7	3.9	2.8	2.7	-
3. 31% to 50%	11.7	13.5	9.9	10.8	11.3	9.7	12.0	10.8	14.2	11.7	10.1	13.2	11.8	11.1	6.0	6.1
4. 51% to 70%	18.9	21.6	16.8	20.0	16.3	17.3	22.6	17.9	17.9	19.3	19.5	20.4	21.5	12.9	15.0	19.4
5. 71% to 90%	29.1	27.8	31.0	31.2	17.9	31.5	28.0	26.1	33.7	29.9	26.5	26.8	29.9	43.9	29.4	24.3
6. 91% to 100%	20.7	20.1	20.6	21.3	22.6	22.6	22.3	20.7	17.5	21.1	16.8	15.9	20.7	20.1	36.6	26.5
8. Have no idea	9.8	8.2	11.4	9.0	13.1	6.8	7.0	13.5	8.9	8.5	15.8	12.0	8.5	4.6	6.7	20.8
<i>Item 22390 Subject A17a</i>	<i>N</i>	<i>2090</i>	<i>999</i>	<i>987</i>	<i>1282</i>	<i>327</i>	<i>508</i>	<i>794</i>	<i>460</i>	<i>1699</i>	<i>321</i>	<i>1085</i>	<i>441</i>	<i>202</i>	<i>298</i>	<i>24</i>
E07C: Actors and actresses																
1. 0% to 10%	8.3	8.1	8.0	6.9	18.3	8.0	5.2	11.3	6.8	7.1	13.9	9.5	7.0	7.3	5.4	-
2. 11% to 30%	12.3	14.0	10.8	11.5	15.5	15.6	13.4	9.8	13.1	11.7	12.6	13.4	12.4	10.9	8.7	-
3. 31% to 50%	19.6	21.7	17.6	19.6	21.4	19.8	22.3	18.4	18.6	20.7	15.4	22.6	18.5	20.0	11.5	20.7
4. 51% to 70%	20.5	20.1	21.0	22.5	14.3	19.0	23.4	18.5	21.9	21.5	16.8	20.3	19.2	25.2	22.1	20.4
5. 71% to 90%	18.1	16.6	19.4	18.5	10.4	18.4	16.7	16.9	21.8	18.9	15.3	14.3	24.0	22.2	20.9	14.2
6. 91% to 100%	9.2	9.3	9.4	9.8	7.0	11.0	9.1	9.7	7.3	9.7	6.3	5.6	9.7	8.0	21.7	19.3
8. Have no idea	11.9	10.2	13.8	11.1	13.0	8.2	9.9	15.5	10.6	10.3	19.7	14.4	9.1	6.4	9.8	25.4
<i>Item 22400 Subject A17a</i>	<i>N</i>	<i>2089</i>	<i>998</i>	<i>988</i>	<i>1282</i>	<i>325</i>	<i>508</i>	<i>796</i>	<i>460</i>	<i>1700</i>	<i>321</i>	<i>1086</i>	<i>439</i>	<i>202</i>	<i>297</i>	<i>25</i>
E08: How many people in the following groups would you guess strongly disapprove of such illicit drug use?																
E08A: Professional athletes																
1. 0% to 10%	12.7	12.0	12.9	11.1	17.0	12.6	11.4	13.8	12.2	12.1	13.3	12.3	11.9	13.1	12.5	16.9
2. 11% to 30%	17.8	18.6	17.3	17.4	15.7	18.5	19.0	19.0	13.7	18.6	15.5	16.2	21.7	21.9	15.8	16.4
3. 31% to 50%	16.5	17.3	16.0	17.7	13.5	20.3	17.5	13.7	17.5	16.6	17.3	14.8	17.1	16.1	22.8	19.7
4. 51% to 70%	13.6	15.4	12.0	15.7	7.9	15.8	15.5	10.5	15.2	14.0	11.8	13.3	12.5	15.2	16.2	8.5
5. 71% to 90%	11.1	11.5	10.4	11.3	12.1	9.9	10.7	10.4	13.4	11.7	9.1	12.3	8.9	12.1	10.3	4.1
6. 91% to 100%	8.9	9.1	8.4	8.7	8.1	6.0	8.5	10.2	9.1	9.4	5.7	8.2	11.9	6.7	8.4	3.9
8. Have no idea	19.5	16.1	22.9	18.0	25.6	17.0	17.4	22.3	18.8	17.6	27.3	22.9	16.0	14.9	14.0	30.6
<i>Item 22420 Subject A17b</i>	<i>N</i>	<i>2073</i>	<i>987</i>	<i>986</i>	<i>1274</i>	<i>321</i>	<i>507</i>	<i>784</i>	<i>461</i>	<i>1692</i>	<i>315</i>	<i>1088</i>	<i>436</i>	<i>201</i>	<i>285</i>	<i>25</i>
E08B: Rock music performers																
1. 0% to 10%	27.6	30.5	25.8	29.1	23.0	26.1	26.9	29.2	26.8	28.6	24.1	24.8	28.1	29.7	37.4	27.3
2. 11% to 30%	26.2	26.4	25.7	28.9	17.0	35.8	27.7	19.0	30.0	27.2	22.4	24.9	27.6	33.5	27.3	12.7
3. 31% to 50%	12.8	13.2	12.2	12.1	18.2	9.6	13.7	12.8	13.9	12.8	13.7	12.3	14.8	14.6	8.8	15.6
4. 51% to 70%	7.6	8.3	7.1	7.2	7.3	8.3	8.4	6.9	7.5	7.8	7.0	8.2	6.4	5.9	7.4	6.3
5. 71% to 90%	3.6	2.3	4.9	2.5	3.8	1.9	3.1	5.1	2.7	3.7	2.0	3.6	4.0	2.9	3.2	-
6. 91% to 100%	3.4	4.2	2.2	3.0	4.2	1.3	2.7	5.1	2.6	3.1	4.4	3.4	2.8	0.5	5.1	10.0
8. Have no idea	18.9	15.2	22.1	17.1	26.5	17.1	17.5	21.9	16.5	16.9	26.4	22.8	16.2	12.8	10.7	28.1
<i>Item 22430 Subject A17b</i>	<i>N</i>	<i>2057</i>	<i>980</i>	<i>979</i>	<i>1270</i>	<i>318</i>	<i>509</i>	<i>772</i>	<i>459</i>	<i>1684</i>	<i>311</i>	<i>1081</i>	<i>432</i>	<i>201</i>	<i>283</i>	<i>25</i>
E08C: Actors and actresses																
1. 0% to 10%	15.0	16.1	13.6	15.0	17.6	14.2	12.6	16.4	16.0	15.0	15.5	13.5	14.2	17.4	19.8	14.0
2. 11% to 30%	23.4	22.4	25.4	26.0	15.8	29.8	26.1	19.7	22.3	24.7	18.5	21.7	24.9	28.8	25.6	20.7
3. 31% to 50%	20.0	20.3	19.9	19.9	17.4	19.6	20.7	19.1	21.1	20.8	15.6	18.0	22.1	22.9	24.4	15.7
4. 51% to 70%	10.9	13.3	8.5	10.9	11.0	8.4	11.0	10.4	13.4	10.9	11.3	11.6	9.4	12.4	7.5	11.8
5. 71% to 90%	6.7	6.3	6.8	5.6	8.8	7.6	7.0	6.3	6.3	7.1	5.0	7.5	8.3	4.7	2.8	7.1
6. 91% to 100%	4.3	5.0	3.4	4.1	3.4	3.9	3.1	5.8	3.5	4.3	4.4	4.7	3.7	1.9	5.2	2.7
8. Have no idea	19.6	16.6	22.4	18.4	26.0	16.6	19.5	22.3	17.4	17.2	29.7	23.0	17.4	12.1	14.7	28.1
<i>Item 22440 Subject A17b</i>	<i>N</i>	<i>2049</i>	<i>980</i>	<i>973</i>	<i>1269</i>	<i>319</i>	<i>508</i>	<i>767</i>	<i>454</i>	<i>1675</i>	<i>312</i>	<i>1081</i>	<i>423</i>	<i>200</i>	<i>286</i>	<i>25</i>
E08D: People your age (in general)																
1. 0% to 10%	15.9	16.7	15.5	14.6	18.1	19.7	13.2	15.0	17.8	15.1	19.5	13.7	17.1	14.0	23.0	17.4
2. 11% to 30%	19.8	20.9	18.8	19.5	16.8	22.7	19.2	18.1	21.1	19.8	21.7	16.4	24.7	24.2	22.4	17.7
3. 31% to 50%	23.0	22.2	24.5	26.4	16.8	23.8	24.2	22.5	22.2	24.5	16.4	22.1	23.6	29.0	24.3	12.5
4. 51% to 70%	15.2	14.0	16.2	15.0	17.4	14.1	16.5	13.9	16.6	16.6	8.7	16.7	13.9	15.4	11.4	20.2
5. 71% to 90%	6.7	7.6	5.7	6.8	4.2	4.8	7.8	7.3	5.8	6.8	5.4	8.1	5.2	6.8	3.0	4.1
6. 91% to 100%	3.5	4.6	2.2	3.4	4.7	1.7	3.5	4.5	3.2	3.4	3.9	3.6	2.3	2.4	5.3	2.5
8. Have no idea	15.9	14.0	17.1	14.3	22.1	13.2	15.7	18.7	13.4	13.9	24.4	19.4	13.2	8.3	10.6	25.7
<i>Item 22450 Subject A12b, A17b</i>	<i>N</i>	<i>2054</i>	<i>981</i>	<i>977</i>	<i>1268</i>	<i>319</i>	<i>507</i>	<i>769</i>	<i>459</i>	<i>1682</i>	<i>310</i>	<i>1078</i>	<i>433</i>	<i>201</i>	<i>285</i>	<i>25</i>

DESCRIPTIVE RESULTS: 2010

189

QUESTIONNAIRE FORM 4 2010	TOTAL	SEX		RACE		REGION				COLLEGE PLANS?		ILLICIT DRUG USE: LIFETIME				
		M	F	White	Black	NE	NC	S	W	Yes	No	None	Mari- juana Only	Few Pills	More Pills	Any Her- oin
<i>N (Weighted No. of Cases):</i>	2498	1171	1133	1440	289	475	555	941	527	1909	370	1259	522	245	339	32
<i>% of Weighted Total:</i>	100.0	46.9	45.4	57.7	11.6	19.0	22.2	37.7	21.1	76.4	14.8	50.4	20.9	9.8	13.6	1.3
E09: The next questions ask about anti-drug commercials or "spots" that are intended to discourage drug use. In recent months, about how often have you seen such anti-drug commercials on TV, or heard them on the radio?																
1. Not at all	19.0	18.9	17.8	16.0	29.4	13.2	20.7	21.9	16.2	16.4	30.7	18.8	19.0	16.5	19.9	22.3
2. Less than once a month	18.0	17.0	19.2	17.7	17.6	23.1	16.7	17.8	16.1	18.0	17.4	18.9	14.7	13.2	22.6	27.0
3. 1-3 times per month	30.7	30.7	30.7	31.8	24.4	28.1	29.6	30.1	34.4	32.6	20.7	29.4	34.8	37.5	26.7	20.2
4. 1-3 times per week	21.3	21.3	21.7	23.5	14.5	25.0	21.7	19.1	22.0	22.3	18.1	20.8	21.1	22.9	22.1	10.3
5. Daily or almost daily	8.9	9.2	9.3	9.0	10.7	8.5	10.1	8.5	8.8	8.8	10.5	9.7	8.1	8.9	6.9	20.2
6. More than once a day	2.1	2.9	1.4	2.0	3.5	2.0	1.3	2.6	2.5	1.9	2.6	2.3	2.2	0.9	1.8	-
<i>Item 22460 Subject A10b</i>	<i>N</i> 2030	971	965	1264	203	312	502	758	458	1660	309	1069	426	200	280	21
E10: To what extent do you think such commercials have . . .																
E10A: . . . made people your age less favorable toward drugs																
1. Not at all	40.2	44.2	35.5	40.0	44.3	43.6	35.8	41.8	39.9	36.8	54.4	35.8	40.8	36.6	56.0	37.5
2. To a little extent	28.1	25.6	30.8	30.2	19.9	28.8	31.5	25.9	27.8	30.3	20.3	30.5	28.6	29.9	21.2	9.8
3. To some extent	25.8	25.0	27.0	25.5	26.7	24.1	25.9	25.9	26.6	26.9	20.5	27.7	25.3	29.5	16.1	37.5
4. To a great extent	3.7	3.2	4.5	3.1	4.6	2.6	4.1	3.8	3.8	4.0	2.4	4.4	2.7	2.9	3.7	-
5. To a very great extent	2.2	2.0	2.1	1.1	4.5	0.9	2.7	2.6	1.8	2.0	2.5	1.6	2.5	1.1	3.0	15.2
<i>Item 22470 Subject A10b</i>	<i>N</i> 2052	982	972	1264	225	316	507	779	450	1668	316	1072	433	200	283	24
E10B: . . . made you less favorable toward drugs																
1. Not at all	39.7	44.0	34.7	40.2	39.6	41.6	39.1	40.5	37.6	37.3	50.0	33.4	40.5	38.7	61.1	47.7
2. To a little extent	18.6	19.7	17.7	18.8	15.5	18.8	20.0	17.9	17.9	19.6	13.8	17.6	20.7	22.0	16.6	20.2
3. To some extent	21.9	19.7	24.6	22.0	23.2	26.7	21.5	20.0	22.3	22.5	19.3	23.2	25.3	20.8	14.1	9.9
4. To a great extent	9.0	7.4	11.0	9.1	8.3	6.0	7.7	9.0	12.7	9.8	5.3	10.5	7.4	10.2	4.8	11.3
5. To a very great extent	10.8	9.2	12.0	9.8	13.3	7.0	11.6	12.6	9.5	10.8	11.6	15.2	6.1	8.3	3.5	10.9
<i>Item 22480 Subject A10b</i>	<i>N</i> 2032	977	964	1259	218	317	502	763	450	1658	311	1069	424	200	281	24
E10C: . . . made you less likely to use drugs																
1. Not at all	40.1	44.8	34.9	42.0	37.8	42.0	39.5	41.2	37.4	37.7	48.7	32.8	41.3	40.2	62.4	52.6
2. To a little extent	18.0	18.0	17.8	18.1	14.1	18.9	20.4	16.1	17.8	18.9	14.5	17.9	20.4	18.7	15.9	15.3
3. To some extent	20.6	19.3	22.2	19.9	21.4	22.6	18.3	20.6	21.7	21.7	15.5	20.0	26.0	23.5	13.4	22.0
4. To a great extent	8.6	7.5	10.5	8.8	8.7	7.6	9.7	7.3	10.5	9.2	6.9	11.0	5.3	9.1	4.7	-
5. To a very great extent	12.7	10.6	14.5	11.1	18.0	8.9	12.1	14.8	12.6	12.6	14.4	18.3	6.9	8.5	3.6	10.2
<i>Item 22490 Subject A10b</i>	<i>N</i> 2034	974	968	1257	218	315	502	768	449	1658	313	1065	428	199	283	24
E10D: . . . overstated the dangers or risks of drug use																
1. Not at all	37.9	35.7	40.1	38.7	40.4	32.0	39.0	40.4	36.6	36.1	44.6	41.9	31.2	32.9	34.4	51.9
2. To a little extent	17.4	16.6	18.0	18.0	15.6	21.1	17.4	16.3	16.6	18.2	14.7	19.3	17.0	16.3	12.0	20.3
3. To some extent	25.0	25.8	24.3	24.7	24.9	29.1	25.2	22.4	26.5	25.2	25.0	22.3	31.2	29.8	24.3	7.8
4. To a great extent	9.0	9.5	8.9	9.3	7.1	9.0	8.9	9.5	8.2	9.4	7.2	8.8	9.3	9.7	9.3	6.7
5. To a very great extent	10.7	12.4	8.8	9.2	12.0	8.9	9.5	11.4	12.2	11.1	8.4	7.7	11.3	11.4	20.1	13.4
<i>Item 22500 Subject A10b</i>	<i>N</i> 2029	977	959	1255	219	317	500	764	447	1649	314	1060	424	199	285	24
E11: In recent months, about how often have you seen anti-drug ads on billboards or in magazines or newspapers?																
1. Not at all	24.9	28.2	20.6	20.7	38.1	23.3	22.6	27.2	24.7	23.1	32.4	24.7	21.6	30.3	25.6	24.4
2. Less than once a month	28.0	26.4	30.1	29.4	19.7	32.4	27.7	26.4	27.8	27.9	29.7	29.2	26.2	23.4	31.0	16.1
3. 1-3 times per month	32.3	30.0	34.9	34.8	28.8	29.4	32.6	34.5	30.5	33.9	25.1	33.3	32.6	30.8	28.4	49.4
4. 1-3 times per week	10.2	10.7	9.8	11.1	7.6	9.0	12.8	7.5	12.5	10.9	7.3	8.5	14.8	8.8	10.7	6.0
5. Daily or almost daily	3.7	3.7	3.9	3.4	3.2	5.1	3.7	3.1	3.5	3.4	4.0	3.7	3.0	5.2	3.3	4.1
6. More than once a day	1.0	1.1	0.7	0.6	2.7	0.8	0.6	1.4	0.9	0.9	1.5	0.5	1.9	1.5	1.0	-
<i>Item 30890 Subject A10b</i>	<i>N</i> 2057	989	972	1273	216	321	507	775	454	1671	318	1075	433	202	289	24

QUESTIONNAIRE FORM 5 2010	TOTAL	SEX		RACE		REGION				COLLEGE PLANS?		ILLICIT DRUG USE: LIFETIME				
		M	F	White	Black	NE	NC	S	W	Yes	No	None	Mari- juana Only	Few Pills	More Pills	Any Her- oin
<i>N (Weighted No. of Cases):</i>	2529	1203	1197	1421	295	481	555	954	540	1965	380	1264	572	217	346	38
<i>% of Weighted Total:</i>	100.0	47.6	47.3	56.2	11.7	19.0	21.9	37.7	21.3	77.7	15.0	50.0	22.6	8.6	13.7	1.5
A01: Taking all things together, how would you say things are these days—would you say you're very happy, pretty happy, or not too happy these days?																
3. Very happy	22.2	23.8	21.2	25.8	18.2	19.4	24.8	21.8	22.7	22.8	20.5	25.2	18.6	20.3	20.7	17.2
2. Pretty happy	64.0	62.5	64.8	62.9	63.1	69.3	62.4	62.2	64.1	64.4	62.4	63.6	68.3	62.3	59.1	52.6
1. Not too happy	13.8	13.7	14.0	11.3	18.7	11.3	12.8	16.1	13.2	12.8	17.2	11.1	13.2	17.4	20.2	30.2
<i>Item 1190 Subject P01, Q01</i>	<i>N</i> 2518	1198	1193	1417	294	480	554	950	534	1961	379	1261	569	217	346	37
A02: Some people think a lot about the social problems of the nation and the world, and about how they might be solved. Others spend little time thinking about these issues. How much do you think about such things?																
1. Never	3.6	4.8	2.3	3.7	4.0	4.6	4.9	3.0	2.6	2.4	8.8	2.5	5.3	3.7	4.4	12.0
2. Seldom	18.8	18.7	19.5	20.6	17.3	18.4	23.1	18.1	15.7	19.1	18.9	17.9	20.6	16.0	21.4	15.0
3. Sometimes	50.9	47.8	53.3	49.7	55.3	53.7	50.9	50.8	48.9	50.5	53.0	53.6	52.3	39.9	45.6	30.4
4. Quite often	21.5	22.2	21.1	21.5	19.2	20.3	16.8	21.8	26.8	22.3	16.2	22.0	16.8	27.9	24.9	26.9
5. A great deal	5.2	6.5	3.7	4.6	4.1	3.0	4.4	6.3	6.0	5.7	3.0	4.1	5.0	12.4	3.8	15.7
<i>Item 6880 Subject J, Q08</i>	<i>N</i> 2515	1195	1193	1416	290	475	554	949	538	1957	379	1259	567	217	346	37
A03: Of all the problems facing the nation today, how often do you worry about each of the following?																
A03A: Chance of nuclear war																
1. Never	41.3	38.7	44.5	42.2	43.4	41.3	42.2	42.0	39.2	41.0	46.7	42.0	43.7	37.9	39.4	33.4
2. Seldom	34.4	36.7	32.4	35.7	31.2	31.5	38.0	34.4	33.1	35.9	27.0	35.1	32.9	38.6	33.4	16.4
3. Sometimes	19.1	18.0	19.4	17.5	20.1	20.5	14.8	18.6	22.9	18.1	21.6	18.6	18.2	19.1	19.5	30.4
4. Often	5.2	6.6	3.7	4.6	5.3	6.6	4.9	5.0	4.8	5.1	4.7	4.3	5.2	4.4	7.7	19.8
<i>Item 11660 Subject J</i>	<i>N</i> 2509	1192	1193	1414	292	478	549	945	537	1954	377	1260	563	216	345	38
A03B: Population growth																
1. Never	34.8	32.0	38.3	35.4	35.0	38.2	35.8	35.1	30.3	34.5	35.7	34.2	36.6	34.1	37.6	35.7
2. Seldom	31.2	29.7	33.2	33.1	30.2	29.6	33.9	30.2	31.7	31.6	32.2	31.5	31.1	32.1	29.7	26.0
3. Sometimes	24.5	26.5	22.2	23.4	26.2	22.7	22.9	25.3	26.4	24.5	23.0	25.1	23.2	24.1	22.9	22.3
4. Often	9.4	11.8	6.3	8.1	8.6	9.5	7.4	9.4	11.5	9.4	9.1	9.2	9.1	9.6	9.8	15.9
<i>Item 11670 Subject E01, J</i>	<i>N</i> 2515	1196	1194	1418	293	478	552	946	539	1957	378	1261	566	217	345	38
A03C: Crime and violence																
1. Never	5.2	6.7	3.3	5.6	5.6	9.7	5.4	3.3	4.3	4.5	8.4	4.8	6.0	3.2	6.8	9.5
2. Seldom	18.2	22.9	14.8	20.1	13.4	16.7	22.3	16.2	19.0	18.1	20.1	18.5	17.7	18.3	20.2	8.7
3. Sometimes	43.6	44.5	42.2	47.1	31.9	45.7	45.2	42.9	41.4	44.4	40.1	44.0	43.7	41.8	41.5	51.4
4. Often	32.9	25.9	39.8	27.1	49.1	27.8	27.1	37.6	35.3	32.9	31.4	32.7	32.7	36.7	31.5	30.4
<i>Item 11680 Subject J</i>	<i>N</i> 2515	1196	1193	1417	293	479	552	946	538	1957	378	1261	566	217	345	38
A03D: Pollution																
1. Never	16.6	18.8	14.6	16.7	24.1	17.6	18.4	17.1	13.2	15.2	25.6	15.8	17.1	12.9	20.2	22.9
2. Seldom	32.1	35.0	28.8	33.8	30.0	29.0	30.6	35.8	30.1	31.6	32.5	32.0	32.1	30.8	34.4	11.6
3. Sometimes	31.9	28.3	35.1	32.7	26.6	32.1	34.6	28.6	34.8	32.4	27.7	31.7	34.6	37.6	23.6	34.0
4. Often	19.3	17.9	21.4	16.8	19.3	21.4	16.4	18.5	21.8	20.8	14.2	20.4	16.2	18.6	21.8	31.5
<i>Item 11690 Subject F04, J</i>	<i>N</i> 2511	1195	1191	1416	292	479	553	943	537	1953	378	1262	564	215	344	38
A03E: Energy shortages																
1. Never	34.8	35.2	35.0	37.3	33.1	36.1	36.4	34.6	32.4	33.1	43.3	32.7	38.0	29.8	41.4	26.7
2. Seldom	33.7	31.3	35.0	33.5	33.2	34.4	34.6	33.6	32.5	34.1	30.9	35.1	33.0	34.1	30.1	24.5
3. Sometimes	21.2	22.7	19.9	20.6	25.8	20.3	21.4	19.3	25.1	22.3	16.6	21.9	20.3	24.0	18.2	17.2
4. Often	10.3	10.8	10.1	8.6	7.9	9.2	7.6	12.5	10.0	10.5	9.2	10.3	8.7	12.1	10.3	31.6
<i>Item 11700 Subject F05, J</i>	<i>N</i> 2516	1200	1190	1418	291	478	552	950	537	1959	378	1262	567	217	345	38
A03F: Race relations																
1. Never	27.2	29.1	24.9	30.1	19.6	29.5	27.3	27.6	24.2	25.2	37.8	25.8	29.3	29.9	25.8	35.1
2. Seldom	29.2	27.8	30.3	31.7	22.0	31.3	32.5	25.3	30.8	29.9	25.3	29.1	29.8	28.7	30.8	6.8
3. Sometimes	25.5	25.7	25.7	24.7	29.0	22.7	26.3	25.8	26.8	26.8	17.7	25.5	25.5	23.9	27.0	27.0
4. Often	18.1	17.4	19.1	13.5	29.4	16.6	13.9	21.3	18.2	18.1	19.2	19.6	15.4	17.5	16.4	31.1
<i>Item 11710 Subject J, N02</i>	<i>N</i> 2512	1197	1190	1415	292	478	551	947	536	1956	378	1259	569	216	343	38

DESCRIPTIVE RESULTS: 2010

191

QUESTIONNAIRE FORM 5 2010	TOTAL	SEX		RACE		REGION				COLLEGE PLANS?		ILLICIT DRUG USE: LIFETIME				
		M	F	White	Black	NE	NC	S	W	Yes	No	None	Mari- juana Only	Few Pills	More Pills	Any Her- oin
<i>N (Weighted No. of Cases):</i>	2529	1203	1197	1421	295	481	555	954	540	1965	380	1264	572	217	346	38
<i>% of Weighted Total:</i>	100.0	47.6	47.3	56.2	11.7	19.0	21.9	37.7	21.3	77.7	15.0	50.0	22.6	8.6	13.7	1.5
A03G: Hunger and poverty																
1. Never	12.1	17.3	6.6	14.5	8.3	14.0	14.5	8.8	13.7	10.3	20.7	11.3	13.5	8.6	14.6	20.8
2. Seldom	29.2	35.7	22.5	32.1	23.0	27.8	34.6	28.2	26.5	28.7	31.7	26.9	29.0	34.3	33.3	19.5
3. Sometimes	36.5	31.4	42.3	37.2	35.5	38.8	33.7	36.4	37.5	37.5	31.2	39.3	35.9	31.6	32.6	30.8
4. Often	22.3	15.6	28.6	16.2	33.1	19.4	17.2	26.6	22.4	23.4	16.4	22.5	21.5	25.5	19.5	28.9
<i>Item 11720 Subject F03, J</i>	<i>N</i> 2513	1197	1190	1415	290	479	550	946	537	1958	376	1258	569	215	345	38
A03H: Using open land for housing or industry																
1. Never	43.8	42.3	45.8	44.2	50.9	50.1	46.3	39.4	43.3	43.5	45.1	42.0	48.0	38.4	46.1	42.7
2. Seldom	29.2	29.3	28.5	29.7	24.8	27.5	30.2	29.7	28.8	29.8	26.4	30.2	27.5	33.8	24.9	22.1
3. Sometimes	17.9	18.3	17.8	17.1	17.1	15.2	16.3	20.6	17.4	17.5	19.4	20.1	15.5	15.0	17.2	16.3
4. Often	9.1	10.0	8.0	9.0	7.2	7.2	7.2	10.4	10.4	9.3	9.0	7.7	8.9	12.8	11.7	18.8
<i>Item 11730 Subject F05, J</i>	<i>N</i> 2515	1199	1191	1415	293	479	552	946	538	1960	375	1262	569	215	343	38
A03I: Urban decay																
1. Never	52.3	48.0	56.6	54.8	51.5	57.8	49.3	51.4	51.9	51.0	58.2	52.3	55.2	47.7	50.0	45.6
2. Seldom	30.7	32.6	28.6	30.5	26.6	27.6	34.2	30.4	30.2	31.3	27.8	32.2	28.2	33.4	31.0	11.4
3. Sometimes	12.7	13.9	11.5	11.5	16.4	11.9	11.7	13.7	12.8	13.3	9.7	12.3	12.4	9.8	14.7	24.8
4. Often	4.4	5.4	3.3	3.1	5.5	2.8	4.8	4.5	5.1	4.4	4.2	3.2	4.2	9.0	4.2	18.2
<i>Item 11740 Subject J</i>	<i>N</i> 2504	1194	1188	1414	290	478	552	941	533	1953	374	1256	568	215	340	37
A03J: Economic problems																
1. Never	8.9	8.9	8.3	8.8	13.3	10.9	9.5	9.8	5.1	6.6	17.8	7.8	9.9	5.7	9.7	16.0
2. Seldom	16.5	16.4	16.1	16.9	13.4	15.2	19.4	16.4	15.0	16.0	20.4	14.8	17.3	20.4	18.9	24.5
3. Sometimes	37.0	37.8	36.7	37.8	38.6	31.2	39.1	36.9	40.1	37.7	34.2	39.5	37.8	29.9	31.6	24.3
4. Often	37.5	36.9	38.9	36.5	34.7	42.7	32.1	36.9	39.8	39.7	27.6	37.9	35.0	44.0	39.8	35.1
<i>Item 11750 Subject J</i>	<i>N</i> 2516	1196	1194	1416	294	478	550	948	539	1960	377	1262	569	216	344	38
A03K: Drug abuse																
1. Never	17.0	22.0	11.1	17.6	15.7	22.0	19.7	14.1	14.9	15.0	25.4	17.5	14.6	11.3	21.1	28.5
2. Seldom	28.9	33.7	24.4	30.2	21.7	26.5	31.6	28.2	29.8	30.0	26.3	29.7	32.3	29.6	23.0	17.1
3. Sometimes	30.6	25.7	35.4	31.5	30.3	32.0	30.3	30.2	30.4	31.6	23.5	31.2	30.7	28.8	28.2	22.8
4. Often	23.5	18.6	29.1	20.6	32.3	19.5	18.5	27.5	25.0	23.4	24.7	21.7	22.4	30.3	27.7	31.7
<i>Item 11760 Subject J</i>	<i>N</i> 2515	1198	1191	1414	292	478	551	950	535	1957	379	1263	566	217	345	37
A04: How well do you think your experiences and training (at home, school, work, etc.) have prepared you to be a good . . .																
A04A: . . . husband or wife?																
1. Poorly	3.6	4.0	3.1	3.5	3.1	3.1	4.4	3.3	3.7	3.1	4.6	3.4	3.6	5.0	2.2	9.0
2. Not so well	4.6	4.6	4.9	3.9	4.3	2.8	5.4	4.2	5.8	4.3	6.8	4.0	3.2	6.6	8.5	3.3
3. Fairly well	19.9	18.5	20.4	20.0	16.5	19.3	18.4	20.0	21.9	18.7	22.1	18.3	19.8	26.1	20.2	24.9
4. Well	38.5	39.1	38.9	39.5	37.5	38.0	38.2	38.0	40.2	39.0	40.6	39.5	38.6	35.7	39.0	32.8
5. Very well	33.4	33.8	32.6	33.1	38.7	36.7	33.6	34.6	28.4	34.9	25.9	34.8	34.8	26.6	30.1	30.1
<i>Item 11770 Subject D01</i>	<i>N</i> 2463	1178	1167	1387	288	461	548	928	526	1919	372	1241	548	213	339	37
A04B: . . . parent?																
1. Poorly	3.4	3.9	3.1	3.2	3.3	2.5	4.2	3.2	3.6	2.9	5.0	2.8	2.8	7.3	2.3	27.5
2. Not so well	5.4	6.1	5.0	5.1	3.3	4.3	6.0	4.1	8.2	5.2	7.7	4.7	5.4	7.5	7.6	-
3. Fairly well	17.3	17.6	16.6	19.5	12.7	16.2	17.3	18.7	15.8	16.4	19.5	15.9	15.0	18.6	22.7	19.0
4. Well	33.9	35.7	31.5	34.5	32.3	33.2	33.8	32.9	36.2	34.6	31.9	35.9	35.4	29.1	29.9	23.8
5. Very well	40.0	36.6	43.9	37.7	48.4	43.8	38.7	41.1	36.3	40.9	35.9	40.7	41.5	37.6	37.5	29.7
<i>Item 11780 Subject D02</i>	<i>N</i> 2500	1194	1184	1406	291	472	552	942	535	1945	377	1256	561	215	343	37
A04C: . . . worker on a job?																
1. Poorly	1.3	1.5	1.0	0.8	3.3	0.7	1.2	1.7	1.2	1.2	1.1	1.0	0.8	2.9	1.1	8.5
2. Not so well	2.6	2.9	2.4	2.9	2.0	2.9	1.6	2.8	3.0	2.6	2.9	2.6	1.0	1.7	5.1	5.7
3. Fairly well	12.7	11.9	12.6	13.3	11.5	14.0	13.4	12.9	10.6	11.5	15.7	12.4	13.9	10.7	12.2	10.5
4. Well	34.0	33.6	34.1	34.1	32.1	38.1	35.0	30.7	35.0	33.9	35.8	34.5	31.1	31.9	38.8	29.6
5. Very well	49.4	50.1	49.8	49.0	51.1	44.2	48.8	51.9	50.2	50.9	44.5	49.5	53.3	52.8	42.8	45.6
<i>Item 11790 Subject C01</i>	<i>N</i> 2500	1194	1184	1413	290	474	551	943	533	1946	378	1255	563	216	343	36

QUESTIONNAIRE FORM 5 2010	TOTAL	SEX		RACE		REGION				COLLEGE PLANS?		ILLICIT DRUG USE: LIFETIME					
		M	F	White	Black	NE	NC	S	W	Yes	No	None	Mari- juana Only	Few Pills	More Pills	Any Her- oin	
<i>N (Weighted No. of Cases):</i>	2529	1203	1197	1421	295	481	555	954	540	1965	380	1264	572	217	346	38	
<i>% of Weighted Total:</i>	100.0	47.6	47.3	56.2	11.7	19.0	21.9	37.7	21.3	77.7	15.0	50.0	22.6	8.6	13.7	1.5	
A05: Apart from the particular kind of work you want to do, how would you rate each of the following settings as a place to work?																	
A05A: Working in a large corporation																	
1. Not at all acceptable	7.6	8.4	6.9	8.6	5.9	8.9	8.0	6.8	7.5	6.6	13.1	7.2	7.2	7.7	9.4	18.5	
2. Somewhat acceptable	26.1	24.4	28.3	28.0	15.5	24.0	26.4	25.2	29.3	24.8	31.4	26.3	24.3	29.1	26.6	24.3	
3. Acceptable	50.5	50.5	50.4	51.2	50.8	52.2	49.2	50.0	51.0	51.1	49.3	49.5	51.6	50.2	53.8	41.9	
4. Desirable	15.8	16.7	14.5	12.2	27.8	14.9	16.4	17.9	12.2	17.5	6.2	17.0	16.9	13.0	10.2	15.3	
<i>Item 11800 Subject C05</i>	<i>N</i>	<i>2509</i>	<i>1197</i>	<i>1191</i>	<i>1413</i>	<i>293</i>	<i>476</i>	<i>550</i>	<i>945</i>	<i>538</i>	<i>1961</i>	<i>375</i>	<i>1259</i>	<i>569</i>	<i>215</i>	<i>344</i>	<i>37</i>
A05B: Working in a small business																	
1. Not at all acceptable	4.6	4.9	4.3	3.8	6.0	4.4	5.8	4.1	4.6	4.1	6.9	4.4	4.5	3.4	4.3	16.5	
2. Somewhat acceptable	21.6	22.9	20.0	19.3	26.4	20.5	19.8	23.4	21.2	22.2	16.6	23.0	22.3	17.1	17.9	28.9	
3. Acceptable	60.0	58.8	61.0	61.0	56.0	63.2	57.8	59.6	60.2	59.9	63.0	60.2	58.3	60.9	63.8	39.1	
4. Desirable	13.8	13.4	14.8	15.8	11.6	12.0	16.6	12.9	14.0	13.8	13.5	12.4	14.9	18.6	14.0	15.5	
<i>Item 11810 Subject C05</i>	<i>N</i>	<i>2506</i>	<i>1195</i>	<i>1191</i>	<i>1413</i>	<i>290</i>	<i>475</i>	<i>551</i>	<i>943</i>	<i>538</i>	<i>1960</i>	<i>374</i>	<i>1260</i>	<i>567</i>	<i>215</i>	<i>344</i>	<i>36</i>
A05C: Working in a government agency																	
1. Not at all acceptable	18.6	17.8	19.8	19.9	17.2	17.0	21.5	19.6	15.0	16.6	27.4	18.3	15.9	24.8	20.3	37.6	
2. Somewhat acceptable	26.5	23.2	29.8	27.8	25.8	25.6	30.3	25.8	24.4	27.4	23.7	27.8	27.3	23.5	21.9	15.6	
3. Acceptable	37.7	39.1	35.9	38.0	31.8	38.0	33.9	36.3	43.6	38.6	31.1	37.3	38.5	36.4	38.5	36.2	
4. Desirable	17.3	19.9	14.5	14.3	25.2	19.3	14.2	18.4	16.9	17.4	17.7	16.7	18.2	15.3	19.3	10.6	
<i>Item 11820 Subject C05, H05</i>	<i>N</i>	<i>2500</i>	<i>1189</i>	<i>1190</i>	<i>1406</i>	<i>292</i>	<i>469</i>	<i>550</i>	<i>945</i>	<i>536</i>	<i>1952</i>	<i>375</i>	<i>1254</i>	<i>566</i>	<i>215</i>	<i>344</i>	<i>36</i>
A05D: Working in the military service																	
1. Not at all acceptable	40.9	36.2	46.1	38.5	49.4	43.9	42.7	40.8	36.7	40.6	39.7	42.5	38.5	43.2	37.4	49.8	
2. Somewhat acceptable	25.7	27.5	23.0	26.5	24.1	22.6	24.7	25.8	29.4	26.7	20.6	26.3	25.6	24.1	25.5	16.2	
3. Acceptable	22.9	24.5	21.8	25.0	16.4	22.6	25.2	22.2	22.1	22.6	26.3	23.1	23.4	22.9	22.3	22.3	
4. Desirable	10.4	11.8	9.1	10.0	10.1	11.0	7.4	11.1	11.8	10.1	13.4	8.1	12.5	9.8	14.9	11.7	
<i>Item 11830 Subject C05, L04</i>	<i>N</i>	<i>2507</i>	<i>1194</i>	<i>1191</i>	<i>1412</i>	<i>293</i>	<i>473</i>	<i>550</i>	<i>946</i>	<i>538</i>	<i>1956</i>	<i>377</i>	<i>1258</i>	<i>568</i>	<i>215</i>	<i>344</i>	<i>37</i>
A05E: Working in a school or university																	
1. Not at all acceptable	19.4	24.5	14.4	19.4	22.8	16.1	21.5	23.1	13.6	16.6	33.2	17.0	23.5	17.0	22.3	17.7	
2. Somewhat acceptable	28.1	29.1	26.7	26.7	27.4	21.5	29.0	29.1	31.3	27.5	32.2	27.8	28.6	31.8	24.1	22.1	
3. Acceptable	37.4	34.3	40.1	39.0	33.2	42.2	36.4	34.4	39.4	38.8	30.5	36.4	35.5	41.5	41.6	51.0	
4. Desirable	15.1	12.2	18.8	14.8	16.6	20.2	13.1	13.4	15.7	17.2	4.1	18.8	12.4	9.8	11.9	9.2	
<i>Item 11840 Subject B10, C05</i>	<i>N</i>	<i>2503</i>	<i>1194</i>	<i>1188</i>	<i>1410</i>	<i>293</i>	<i>473</i>	<i>550</i>	<i>944</i>	<i>536</i>	<i>1958</i>	<i>372</i>	<i>1257</i>	<i>566</i>	<i>215</i>	<i>344</i>	<i>37</i>
A05F: Working in a police department or police agency																	
1. Not at all acceptable	29.1	27.7	30.5	29.5	42.6	26.9	30.8	34.2	20.1	28.5	32.4	28.4	28.8	26.5	32.1	45.0	
2. Somewhat acceptable	26.9	26.5	26.8	26.2	24.0	25.4	26.5	26.5	29.3	27.5	22.0	28.8	24.3	33.2	20.4	19.3	
3. Acceptable	30.6	30.7	30.7	32.6	20.6	31.8	30.8	27.8	34.3	31.2	26.7	30.6	32.6	27.3	31.4	15.1	
4. Desirable	13.4	15.2	11.9	11.7	12.8	15.9	11.8	11.5	16.3	12.8	18.9	12.3	14.3	13.0	16.1	20.5	
<i>Item 11850 Subject C05</i>	<i>N</i>	<i>2503</i>	<i>1192</i>	<i>1190</i>	<i>1407</i>	<i>293</i>	<i>471</i>	<i>550</i>	<i>944</i>	<i>538</i>	<i>1955</i>	<i>375</i>	<i>1257</i>	<i>566</i>	<i>215</i>	<i>344</i>	<i>36</i>
A05G: Working in a social service organization																	
1. Not at all acceptable	21.3	29.4	12.3	24.2	13.7	19.1	24.9	22.6	17.3	19.4	29.6	20.6	21.3	21.3	21.7	33.6	
2. Somewhat acceptable	34.7	40.5	29.3	36.3	32.2	39.0	32.3	33.8	34.9	34.9	32.5	34.0	34.7	37.0	35.9	26.7	
3. Acceptable	33.5	25.3	41.4	31.1	36.0	32.9	33.6	31.2	38.1	34.1	30.8	34.8	32.5	27.5	35.0	29.4	
4. Desirable	10.5	4.8	17.0	8.4	18.2	9.0	9.3	12.4	9.7	11.5	7.1	10.7	11.5	14.2	7.4	10.3	
<i>Item 11860 Subject C05, O01</i>	<i>N</i>	<i>2499</i>	<i>1193</i>	<i>1186</i>	<i>1408</i>	<i>291</i>	<i>472</i>	<i>550</i>	<i>941</i>	<i>536</i>	<i>1954</i>	<i>374</i>	<i>1253</i>	<i>566</i>	<i>215</i>	<i>344</i>	<i>37</i>
A05H: Working with a small group of partners																	
1. Not at all acceptable	8.6	10.0	7.0	8.2	9.5	8.8	10.5	7.5	8.5	7.1	15.2	7.1	10.4	8.3	9.6	11.6	
2. Somewhat acceptable	30.7	30.9	30.4	29.1	30.2	31.1	30.4	30.3	31.1	30.6	29.1	33.0	28.1	29.0	26.4	38.3	
3. Acceptable	45.2	43.8	46.9	46.6	44.8	47.8	45.0	43.8	45.8	45.8	45.6	46.2	45.2	44.5	45.9	28.3	
4. Desirable	15.5	15.3	15.7	16.1	15.6	12.4	14.0	18.3	14.6	16.6	10.1	13.7	16.2	18.2	18.1	21.9	
<i>Item 11870 Subject C05</i>	<i>N</i>	<i>2502</i>	<i>1192</i>	<i>1190</i>	<i>1409</i>	<i>292</i>	<i>472</i>	<i>549</i>	<i>944</i>	<i>537</i>	<i>1955</i>	<i>375</i>	<i>1259</i>	<i>564</i>	<i>215</i>	<i>343</i>	<i>37</i>

DESCRIPTIVE RESULTS: 2010

193

QUESTIONNAIRE FORM 5 2010	TOTAL	SEX		RACE		REGION				COLLEGE PLANS?		ILLICIT DRUG USE: LIFETIME				
		M	F	White	Black	NE	NC	S	W	Yes	No	None	Mari- juana Only	Few Pills	More Pills	Any Her- oin
<i>N (Weighted No. of Cases):</i>	2529	1203	1197	1421	295	481	555	954	540	1965	380	1264	572	217	346	38
<i>% of Weighted Total:</i>	100.0	47.6	47.3	56.2	11.7	19.0	21.9	37.7	21.3	77.7	15.0	50.0	22.6	8.6	13.7	1.5
A05I: Working on your own (self-employed)																
1. Not at all acceptable	10.9	10.0	12.3	10.7	11.6	13.9	12.7	9.3	9.3	10.8	12.1	11.3	10.7	11.5	9.5	17.6
2. Somewhat acceptable	22.6	20.5	24.7	22.4	15.4	23.5	23.6	20.7	24.2	23.6	19.4	24.6	23.0	18.5	18.5	15.9
3. Acceptable	34.9	35.5	34.3	37.9	29.5	34.3	33.2	34.6	37.9	33.8	39.7	34.7	34.7	37.7	35.2	28.4
4. Desirable	31.5	34.0	28.7	29.0	43.6	28.2	30.5	35.4	28.6	31.7	28.8	29.4	31.6	32.2	36.8	38.1
<i>Item 11880 Subject C05</i>	<i>N 2503</i>	<i>1192</i>	<i>1191</i>	<i>1408</i>	<i>293</i>	<i>472</i>	<i>551</i>	<i>943</i>	<i>537</i>	<i>1955</i>	<i>375</i>	<i>1260</i>	<i>563</i>	<i>215</i>	<i>344</i>	<i>37</i>
A06: If you were to get enough money to live as comfortably as you'd like for the rest of your life, would you want to work?																
1. I would want to work	74.8	70.7	78.2	73.4	76.9	70.4	73.2	78.0	74.9	75.8	71.1	77.9	75.0	73.2	65.4	45.3
2. I would not want to work	25.2	29.3	21.8	26.6	23.1	29.6	26.8	22.0	25.1	24.2	28.9	22.1	25.0	26.8	34.6	54.7
<i>Item 8100 Subject C06</i>	<i>N 2480</i>	<i>1179</i>	<i>1185</i>	<i>1404</i>	<i>285</i>	<i>473</i>	<i>547</i>	<i>926</i>	<i>533</i>	<i>1938</i>	<i>374</i>	<i>1249</i>	<i>556</i>	<i>215</i>	<i>341</i>	<i>37</i>
A07: The next questions are about race relations. How much have you gotten to know people of other races . . .																
A07A: In school?																
1. Not at all	5.2	6.0	4.2	7.0	4.5	6.0	6.9	3.2	6.0	4.9	7.0	4.6	4.7	3.6	8.5	11.3
2. A little	15.9	16.9	15.5	20.2	10.5	16.8	24.7	11.2	14.2	16.1	15.5	16.5	13.7	12.3	20.8	21.4
3. Some	26.1	26.3	25.9	29.1	16.2	25.2	27.5	24.0	29.1	24.9	30.7	27.3	24.8	23.6	24.9	24.1
4. A lot	52.2	49.7	54.3	43.2	68.6	51.2	40.4	61.1	49.4	53.5	45.9	50.7	56.6	60.3	44.9	41.5
8. Does not apply to me	0.7	1.1	0.2	0.6	0.2	0.8	0.5	0.4	1.3	0.6	0.9	0.8	0.2	0.3	0.9	1.7
<i>Item 11890 Subject B03, N03</i>	<i>N 2501</i>	<i>1193</i>	<i>1188</i>	<i>1405</i>	<i>293</i>	<i>476</i>	<i>552</i>	<i>938</i>	<i>535</i>	<i>1950</i>	<i>378</i>	<i>1255</i>	<i>570</i>	<i>213</i>	<i>344</i>	<i>37</i>
A07B: In your neighborhood?																
1. Not at all	29.9	28.5	31.7	36.1	25.3	31.2	33.9	29.6	25.2	29.8	33.6	29.8	27.8	28.4	36.7	35.1
2. A little	27.4	27.2	28.2	28.4	20.6	21.8	30.4	24.3	34.8	28.0	24.9	28.9	25.2	30.3	27.3	8.8
3. Some	21.0	21.4	20.6	18.3	22.6	22.9	17.7	22.4	20.3	21.0	18.7	20.9	24.3	19.8	15.1	17.6
4. A lot	17.2	18.0	15.3	11.3	29.6	21.3	11.6	20.5	13.9	16.6	18.6	15.9	18.0	18.3	16.4	29.0
8. Does not apply to me	4.4	4.9	4.2	5.8	1.9	2.8	6.5	3.2	5.7	4.6	4.1	4.5	4.7	3.2	4.4	9.5
<i>Item 11900 Subject N03</i>	<i>N 2496</i>	<i>1189</i>	<i>1188</i>	<i>1403</i>	<i>292</i>	<i>473</i>	<i>552</i>	<i>936</i>	<i>535</i>	<i>1947</i>	<i>377</i>	<i>1254</i>	<i>566</i>	<i>214</i>	<i>344</i>	<i>37</i>
A07C: In church?																
1. Not at all	27.0	30.6	23.6	32.1	22.8	36.3	33.1	22.5	20.5	26.2	33.0	23.8	30.7	26.3	34.2	36.0
2. A little	20.1	19.4	20.2	20.0	21.7	16.4	22.6	20.8	19.6	20.7	18.0	21.0	19.8	19.4	16.6	8.1
3. Some	16.8	17.3	16.6	14.9	23.4	10.3	15.1	20.1	18.7	17.6	12.7	19.8	14.7	15.3	12.2	4.2
4. A lot	14.3	12.5	15.8	9.0	24.1	12.6	8.0	18.5	14.7	14.4	11.8	16.0	15.2	9.6	7.9	13.0
8. Does not apply to me	21.8	20.3	23.8	24.0	8.0	24.4	21.2	18.1	26.5	21.1	24.5	19.4	19.6	29.4	29.1	38.6
<i>Item 11910 Subject G, N03</i>	<i>N 2488</i>	<i>1183</i>	<i>1186</i>	<i>1401</i>	<i>292</i>	<i>472</i>	<i>552</i>	<i>932</i>	<i>532</i>	<i>1941</i>	<i>378</i>	<i>1254</i>	<i>562</i>	<i>213</i>	<i>342</i>	<i>36</i>
A07D: On sports teams?																
1. Not at all	12.6	12.8	12.7	14.7	12.4	15.0	16.8	11.3	8.5	10.4	22.1	12.3	14.5	6.2	13.3	20.7
2. A little	14.5	13.4	14.8	16.2	8.9	16.8	17.1	11.5	14.9	14.2	15.1	14.9	11.0	12.2	18.7	25.8
3. Some	21.9	22.7	21.5	22.7	22.6	18.7	25.2	22.5	20.3	23.5	16.4	21.4	22.3	27.9	20.1	7.1
4. A lot	30.7	35.9	25.0	26.4	37.2	29.7	21.0	34.0	35.8	31.8	24.7	29.5	37.9	30.4	23.4	24.5
8. Does not apply to me	20.3	15.2	26.0	20.0	18.8	19.8	19.9	20.8	20.6	20.2	21.7	22.0	14.2	23.3	24.4	21.9
<i>Item 11920 Subject N03</i>	<i>N 2493</i>	<i>1187</i>	<i>1187</i>	<i>1405</i>	<i>292</i>	<i>469</i>	<i>551</i>	<i>939</i>	<i>534</i>	<i>1944</i>	<i>379</i>	<i>1249</i>	<i>569</i>	<i>213</i>	<i>343</i>	<i>37</i>
A07E: In clubs?																
1. Not at all	18.9	20.8	16.9	23.1	19.5	21.7	26.7	15.5	14.2	17.2	27.0	18.1	22.2	12.8	18.4	30.1
2. A little	17.3	17.7	16.5	18.1	13.3	17.3	18.0	16.4	18.1	17.9	13.8	19.4	14.0	16.5	17.2	3.3
3. Some	20.8	18.8	22.9	21.4	14.5	19.2	20.7	20.9	22.0	21.6	16.6	20.8	23.8	21.7	16.4	19.7
4. A lot	22.7	20.7	24.1	16.2	37.0	23.8	14.5	28.2	20.7	23.9	17.0	23.0	22.4	24.7	19.6	17.4
8. Does not apply to me	20.3	22.1	19.6	21.2	15.6	18.0	20.0	19.0	25.0	19.4	25.6	18.8	17.6	24.3	28.5	29.5
<i>Item 11930 Subject N03</i>	<i>N 2493</i>	<i>1188</i>	<i>1187</i>	<i>1399</i>	<i>293</i>	<i>473</i>	<i>551</i>	<i>937</i>	<i>532</i>	<i>1943</i>	<i>378</i>	<i>1252</i>	<i>566</i>	<i>214</i>	<i>342</i>	<i>37</i>
A07F: On a job?																
1. Not at all	13.1	15.8	9.9	16.1	12.0	13.4	17.3	11.9	10.4	12.3	17.6	13.5	11.2	9.3	15.6	19.1
2. A little	15.5	16.8	14.4	18.3	8.8	16.2	19.6	12.2	16.2	16.0	13.5	15.9	13.1	19.6	16.6	8.0
3. Some	20.8	22.0	20.1	20.0	18.9	21.6	22.4	19.3	21.2	20.5	20.2	20.2	24.5	18.3	20.2	10.3
4. A lot	31.0	26.8	34.4	26.4	37.3	34.2	21.4	36.6	28.4	30.6	31.4	27.0	35.1	36.7	32.6	42.7
8. Does not apply to me	19.6	18.6	21.1	19.3	23.0	14.6	19.3	20.0	23.7	20.5	17.3	23.5	16.0	16.2	15.0	19.8
<i>Item 11940 Subject C01, N03</i>	<i>N 2497</i>	<i>1189</i>	<i>1188</i>	<i>1403</i>	<i>292</i>	<i>472</i>	<i>552</i>	<i>938</i>	<i>535</i>	<i>1946</i>	<i>378</i>	<i>1255</i>	<i>566</i>	<i>214</i>	<i>344</i>	<i>36</i>

QUESTIONNAIRE FORM 5 2010	TOTAL	SEX		RACE		REGION				COLLEGE PLANS?		ILLICIT DRUG USE: LIFETIME				
		M	F	White	Black	NE	NC	S	W	Yes	No	None	Mari- juana Only	Few Pills	More Pills	Any Her- oin
<i>N (Weighted No. of Cases):</i>	2529	1203	1197	1421	295	481	555	954	540	1965	380	1264	572	217	346	38
<i>% of Weighted Total:</i>	100.0	47.6	47.3	56.2	11.7	19.0	21.9	37.7	21.3	77.7	15.0	50.0	22.6	8.6	13.7	1.5
A08: Thinking about the country as a whole, would you say relations between white people and black people have been getting better, getting worse, or staying pretty much the same?																
1. Better	24.8	24.9	24.1	25.8	19.4	31.1	21.8	23.4	24.6	25.6	20.7	27.0	23.5	25.2	20.6	17.1
2. A little better	42.4	39.1	46.1	41.0	46.7	38.3	42.4	42.3	46.3	43.8	36.0	43.6	45.7	43.6	34.5	27.3
3. Same	23.8	26.4	21.6	24.2	20.4	23.6	27.8	21.9	23.3	22.3	31.4	21.7	22.9	22.5	31.3	37.6
4. A little worse	6.5	6.2	6.7	6.1	11.4	3.9	5.5	9.7	4.4	6.4	6.6	5.6	5.9	7.2	10.1	8.6
5. Worse	2.5	3.5	1.5	2.9	2.0	3.0	2.5	2.8	1.4	1.9	5.4	2.2	2.1	1.6	3.5	9.4
<i>Item 11950 Subject N02</i>	<i>N</i> 2499	1192	1187	1404	293	477	551	936	536	1948	378	1252	570	213	343	38
The next questions are about driving.																
A09: Do you have a driver's license?																
1. Yes	72.9	78.2	68.3	84.1	60.9	66.2	83.1	74.5	65.2	75.2	68.3	70.8	76.4	69.2	78.6	66.6
2. No, but I soon will—GO TO Q.A13	21.4	17.4	24.5	12.5	30.6	25.0	12.5	20.7	28.7	19.8	24.2	22.9	17.6	27.8	16.4	28.6
3. No—GO TO Q.A13	5.7	4.4	7.1	3.4	8.5	8.8	4.3	4.8	6.1	5.1	7.5	6.3	6.0	3.0	4.9	4.8
<i>Item 11960 Subject F07</i>	<i>N</i> 2337	1104	1128	1370	255	453	532	857	495	1844	339	1185	528	196	329	32
A10: Do you own a car?																
1. Yes	71.1	73.0	71.0	74.8	62.7	66.5	75.4	72.3	67.5	71.0	74.3	67.9	72.2	79.0	78.8	51.9
2. No, but I expect to own one in another year or two	21.6	20.1	21.9	17.5	32.3	25.6	14.7	23.5	23.5	21.4	20.6	22.0	22.1	14.5	18.8	44.6
3. No	7.3	6.9	7.1	7.7	5.1	7.9	10.0	4.2	9.1	7.6	5.1	10.1	5.7	6.5	2.4	3.5
<i>Item 11970 Subject F07</i>	<i>N†</i> 1712	871	770	1150	156	301	442	645	324	1391	232	845	405	135	258	23
A11: Are you able to use someone else's car when you want to?																
1. Yes, whenever I wish	29.7	29.2	30.3	30.6	33.3	25.3	28.3	32.4	30.7	29.9	27.5	30.9	24.6	38.6	29.7	20.4
2. Yes, most of the time	42.9	42.6	43.6	42.7	38.3	46.8	48.5	39.0	39.6	44.3	37.7	43.3	47.1	33.5	41.7	49.2
3. Sometimes	18.6	19.3	17.7	17.0	22.2	21.1	14.2	18.1	23.2	17.3	23.9	17.4	19.8	19.3	19.0	15.4
4. Rarely	5.7	6.3	4.7	6.0	4.0	3.5	5.8	7.1	4.8	5.4	7.7	5.2	6.3	4.6	6.8	8.8
5. Never	3.1	2.6	3.7	3.6	2.3	3.3	3.3	3.5	1.6	3.1	3.2	3.2	2.3	4.0	3.0	6.2
<i>Item 11980 Subject F07</i>	<i>N†</i> 1706	870	767	1151	156	303	441	639	323	1386	232	837	407	135	259	23
A12: Do you make an effort to cut down on driving, in order to save gasoline?																
1. Not at all	16.0	17.8	13.2	16.9	15.8	22.8	20.8	12.6	9.8	14.0	25.8	14.2	14.3	17.0	17.0	49.5
2. Not very much	29.5	27.8	32.0	31.1	28.5	30.3	31.4	26.2	32.5	30.1	27.0	29.4	32.8	28.0	28.8	10.1
3. Yes, to some extent	40.4	41.4	39.7	39.8	39.7	31.5	39.0	45.1	41.1	41.6	35.2	42.3	40.1	41.5	38.4	24.7
4. Yes, quite a bit	11.7	11.7	11.2	10.2	14.5	13.6	7.2	13.2	13.3	11.9	9.8	11.4	10.9	12.1	12.9	15.8
8. Don't know	2.4	1.2	3.9	2.0	1.5	1.8	1.6	2.8	3.2	2.3	2.3	2.7	1.9	1.4	2.9	-
<i>Item 11990 Subject F07</i>	<i>N†</i> 1708	868	770	1152	156	302	442	640	324	1388	232	840	408	135	257	22
A13: Do you make an effort to cut down on the amount of electricity you use, in order to save energy?																
1. Not at all	11.7	15.0	7.9	13.6	11.5	17.5	15.8	7.5	9.5	10.7	14.8	9.4	11.5	9.9	17.7	28.5
2. Not very much	28.5	29.9	27.3	31.3	24.6	29.5	33.0	25.2	28.8	28.3	29.5	28.4	31.0	27.0	25.4	25.0
3. Yes, to some extent	42.2	40.3	44.9	41.4	43.5	39.1	37.6	46.1	43.1	43.4	36.7	42.8	39.9	49.2	45.9	20.0
4. Yes, quite a bit	14.1	12.0	16.1	11.2	13.7	10.4	9.9	17.4	15.8	14.6	14.1	15.7	13.4	10.9	10.1	20.7
8. Don't know	3.5	2.9	3.8	2.4	6.7	3.4	3.8	3.9	2.7	3.0	4.9	3.7	4.2	3.0	0.8	5.8
<i>Item 12000 Subject F05</i>	<i>N</i> 2504	1194	1189	1407	293	477	552	938	536	1951	378	1255	570	214	343	38
A14: In the house or apartment where you live, is an effort made to reduce heat during the winter, in order to save energy?																
1. Not at all	11.0	11.6	9.6	10.5	16.4	10.2	13.5	11.0	9.1	10.3	12.3	9.3	14.4	9.3	10.0	21.7
2. Not very much	22.3	21.8	22.3	21.7	20.9	24.6	21.3	23.1	19.7	21.1	24.5	21.0	23.8	17.8	23.8	29.4
3. Yes, to some extent	38.8	40.3	38.0	40.9	34.6	40.6	37.8	36.9	41.6	40.6	33.3	40.3	36.3	43.3	40.1	20.5
4. Yes, quite a bit	21.3	20.3	23.7	21.8	16.6	19.5	21.0	21.6	22.8	22.2	20.9	22.4	19.9	24.3	21.8	14.9
8. Don't know	6.6	6.0	6.4	5.1	11.5	5.2	6.4	7.3	6.8	5.7	9.0	7.0	5.6	5.3	4.3	13.5
<i>Item 12010 Subject F05</i>	<i>N</i> 2502	1193	1188	1405	294	477	553	938	534	1950	378	1254	570	214	343	38

†=excludes respondents for whom question was inappropriate.

DESCRIPTIVE RESULTS: 2010

195

QUESTIONNAIRE FORM 5 2010	TOTAL	SEX		RACE		REGION				COLLEGE PLANS?		ILLICIT DRUG USE: LIFETIME				
		M	F	White	Black	NE	NC	S	W	Yes	No	None	Mari- juana Only	Few Pills	More Pills	Any Her- oin
<i>N (Weighted No. of Cases):</i>	2529	1203	1197	1421	295	481	555	954	540	1965	380	1264	572	217	346	38
<i>% of Weighted Total:</i>	100.0	47.6	47.3	56.2	11.7	19.0	21.9	37.7	21.3	77.7	15.0	50.0	22.6	8.6	13.7	1.5
A15: How do you feel about each of the following?																
A15A: How much do you enjoy shopping for things like clothes, tapes and discs, sporting goods, and books?																
1. Not at all	3.2	5.0	1.5	4.0	1.1	2.8	3.3	2.2	5.2	2.6	6.8	3.4	1.8	3.5	4.2	10.2
2. Not very much	14.8	21.1	8.4	17.4	7.9	13.1	16.3	11.7	20.3	14.3	16.6	16.7	12.3	12.6	13.7	18.9
3. Pretty much	36.7	44.1	29.3	37.1	29.4	36.7	36.2	37.9	35.0	35.6	40.8	38.4	35.1	32.5	36.7	27.6
4. Very much	45.3	29.8	60.7	41.4	61.7	47.3	44.2	48.1	39.5	47.5	35.7	41.5	50.9	51.4	45.4	43.2
<i>Item 12020 Subject F01</i>	<i>N</i> 2506	1196	1191	1409	294	476	553	941	536	1952	380	1255	572	214	344	38
A15B: How much do you care about having the latest fashion in your clothes, tapes and discs, leisure activities, and so on?																
1. Not at all	15.8	21.6	10.1	18.4	7.3	12.1	17.7	14.0	20.1	14.3	23.5	17.5	11.6	18.0	16.2	16.0
2. Not very much	39.2	39.3	39.4	40.6	29.1	34.3	39.2	40.2	41.8	38.3	41.2	40.2	36.2	35.8	42.2	37.3
3. Pretty much	30.5	27.5	33.2	29.3	34.6	35.7	31.4	29.5	26.6	32.4	23.3	29.7	35.8	31.2	24.6	29.1
4. Very much	14.6	11.5	17.3	11.7	29.0	17.8	11.8	16.3	11.5	14.9	12.0	12.5	16.3	15.0	17.0	17.6
<i>Item 12030 Subject F01</i>	<i>N</i> 2502	1193	1190	1408	293	476	551	939	535	1950	380	1254	572	214	344	38
A15C: How much do you care about whether your family has most of the things your friends and neighbors have?																
1. Not at all	38.7	39.3	37.4	36.7	39.8	31.9	35.6	42.1	41.9	37.5	41.3	37.7	34.5	44.3	43.4	52.1
2. Not very much	44.7	43.2	46.9	46.4	40.7	43.9	47.9	42.7	45.5	45.4	44.5	46.8	49.2	40.3	36.5	17.2
3. Pretty much	12.8	13.4	12.3	13.5	14.1	18.0	13.0	11.4	10.5	13.2	10.2	12.6	11.2	10.8	16.0	22.4
4. Very much	3.9	4.1	3.4	3.4	5.4	6.2	3.5	3.9	2.1	3.8	4.0	2.9	5.1	4.5	4.2	8.3
<i>Item 12040 Subject F01</i>	<i>N</i> 2496	1187	1189	1406	292	476	551	936	533	1944	379	1252	568	213	343	38
A16: When you are older, do you expect to own more possessions than your parents do now, or about the same, or less?																
I expect to own . . .																
1. Much less than my parents	1.9	2.4	1.3	1.9	2.5	1.7	2.0	2.1	1.7	1.6	2.5	1.8	1.4	2.2	1.9	11.3
2. Somewhat less than my parents	7.3	7.8	6.5	9.1	4.2	6.1	6.9	7.8	8.1	7.1	9.4	7.0	8.7	3.7	9.0	1.2
3. About as much as my parents	33.1	32.2	34.9	40.4	13.7	37.3	36.1	28.8	33.9	32.2	39.1	36.2	29.9	31.5	29.4	27.2
4. Somewhat more than my parents	34.6	33.4	35.7	33.5	36.8	35.8	34.0	34.1	34.9	35.5	31.0	33.8	36.4	33.3	35.5	21.6
5. Much more than my parents	23.0	24.2	21.7	15.1	42.7	19.1	20.9	27.2	21.4	23.6	18.0	21.2	23.6	29.3	24.2	38.6
<i>Item 12050 Subject F01</i>	<i>N</i> 2494	1192	1186	1408	293	473	552	939	530	1946	380	1253	571	214	339	38
A17: Compared with your parents, what is the smallest amount that you could be content or satisfied to own?																
The least I could be content to own is . . .																
1. Much less than my parents	9.9	11.6	7.9	12.7	5.3	8.7	11.3	8.4	12.1	9.7	10.9	8.9	10.1	10.1	13.5	16.2
2. Somewhat less than my parents	24.7	25.1	24.8	29.9	16.0	25.7	25.7	22.9	26.1	24.8	27.1	24.2	25.2	24.9	29.1	8.9
3. About as much as my parents	42.1	40.0	44.2	42.9	39.0	48.7	45.4	38.7	38.7	42.5	36.7	44.3	41.3	35.6	37.7	42.2
4. Somewhat more than my parents	16.2	16.2	16.5	11.5	21.9	13.1	12.6	19.1	17.7	16.0	18.6	15.9	16.7	20.7	13.3	17.1
5. Much more than my parents	7.0	7.2	6.6	3.1	17.9	3.8	5.0	10.8	5.3	7.0	6.7	6.6	6.7	8.7	6.3	15.6
<i>Item 12060 Subject F01</i>	<i>N</i> 2483	1186	1183	1406	292	471	551	936	526	1941	377	1250	567	214	338	37
A18: These next questions ask your opinions about a number of different topics. How much do you agree or disagree with each statement below?																
A18A: We ought to worry about our own country and let the rest of the world take care of itself																
1. Disagree	17.7	14.7	20.3	12.8	29.8	16.8	14.9	18.6	19.9	18.1	15.1	19.4	14.3	18.7	13.7	8.8
2. Mostly disagree	22.6	20.2	25.2	21.3	18.1	20.4	19.6	24.3	24.6	23.2	18.7	24.7	22.2	20.2	20.3	15.4
3. Neither	19.5	16.9	21.6	19.6	22.1	22.4	21.7	17.7	17.7	19.1	21.1	19.8	18.5	17.9	19.2	28.5
4. Mostly agree	24.8	29.1	21.0	27.5	21.5	25.0	27.1	25.0	21.9	25.4	24.2	23.9	28.3	24.7	26.0	8.4
5. Agree	15.4	19.0	12.0	18.8	8.5	15.4	16.8	14.3	15.9	14.2	21.0	12.2	16.8	18.6	20.7	38.8
<i>Item 12070 Subject O03</i>	<i>N</i> 2494	1191	1188	1408	289	471	552	936	534	1950	378	1250	572	213	343	38

MONITORING THE FUTURE

QUESTIONNAIRE FORM 5 2010	TOTAL	SEX		RACE		REGION				COLLEGE PLANS?		ILLCIT DRUG USE: LIFETIME					
		M	F	White	Black	NE	NC	S	W	Yes	No	None	Mari- juana Only	Few Pills	More Pills	Any Her- oin	
<i>N (Weighted No. of Cases):</i>	2529	1203	1197	1421	295	481	555	954	540	1965	380	1264	572	217	346	38	
<i>% of Weighted Total:</i>	100.0	47.6	47.3	56.2	11.7	19.0	21.9	37.7	21.3	77.7	15.0	50.0	22.6	8.6	13.7	1.5	
A18B: It would be better if we all felt more like citizens of the world than of any particular country																	
1. Disagree	12.3	15.7	9.2	15.8	7.6	11.2	12.5	12.4	12.7	12.1	14.8	11.5	11.7	11.1	16.8	14.8	
2. Mostly disagree	12.1	12.9	11.2	14.5	9.9	12.2	12.2	12.6	11.0	11.9	11.4	11.5	11.8	13.8	14.9	4.9	
3. Neither	28.6	26.9	30.2	28.2	24.4	30.7	31.5	27.4	26.0	27.6	33.6	28.8	31.4	26.3	23.3	25.8	
4. Mostly agree	26.5	24.5	28.0	26.6	28.6	24.6	27.7	25.0	29.6	27.0	24.6	26.5	25.5	29.5	25.6	27.8	
5. Agree	20.5	19.9	21.4	14.9	29.6	21.2	16.1	22.6	20.7	21.5	15.5	21.7	19.6	19.3	19.5	26.7	
<i>Item 12080 Subject O03</i>	<i>N</i>	<i>2490</i>	<i>1190</i>	<i>1186</i>	<i>1407</i>	<i>291</i>	<i>472</i>	<i>552</i>	<i>934</i>	<i>533</i>	<i>1946</i>	<i>378</i>	<i>1251</i>	<i>569</i>	<i>213</i>	<i>344</i>	<i>38</i>
A18C: I find it hard to be sympathetic toward starving people in foreign lands, when there is so much trouble in our own country																	
1. Disagree	34.5	21.8	48.0	31.0	44.0	33.0	30.9	35.5	38.0	37.4	25.0	35.6	35.0	31.6	34.7	24.7	
2. Mostly disagree	21.2	21.6	21.1	22.1	17.1	22.8	20.6	21.0	20.6	21.7	17.3	22.8	18.7	18.7	23.3	8.8	
3. Neither	19.2	24.3	12.9	19.0	16.8	17.1	20.7	19.4	19.0	18.1	22.4	19.1	18.5	20.9	15.4	24.6	
4. Mostly agree	15.3	18.9	11.9	15.8	13.6	16.7	16.5	14.8	13.6	14.7	18.6	13.2	18.3	19.4	14.6	25.5	
5. Agree	9.8	13.4	6.1	12.1	8.5	10.4	11.3	9.3	8.8	8.1	16.7	9.2	9.5	9.4	12.0	16.5	
<i>Item 12090 Subject F03, O03</i>	<i>N</i>	<i>2486</i>	<i>1191</i>	<i>1182</i>	<i>1405</i>	<i>287</i>	<i>471</i>	<i>552</i>	<i>929</i>	<i>533</i>	<i>1946</i>	<i>376</i>	<i>1245</i>	<i>571</i>	<i>211</i>	<i>344</i>	<i>38</i>
A18D: Maybe some minority groups do get unfair treatment, but that's no business of mine																	
1. Disagree	35.4	27.8	43.3	26.7	46.0	34.6	26.2	37.5	41.7	37.4	27.5	37.6	34.0	43.6	25.1	34.9	
2. Mostly disagree	25.1	26.0	24.1	28.2	17.6	24.1	29.2	23.9	23.8	26.0	22.0	25.5	24.6	24.0	29.8	11.0	
3. Neither	22.6	24.4	20.7	25.9	19.8	23.1	25.5	21.0	22.0	21.5	27.0	21.8	22.5	18.5	26.8	32.3	
4. Mostly agree	9.5	11.7	7.3	10.9	7.6	12.1	10.1	8.9	7.9	9.3	9.3	9.0	9.7	9.3	8.9	11.8	
5. Agree	7.4	10.2	4.6	8.4	9.0	6.2	8.9	8.8	4.6	5.8	14.1	6.1	9.2	4.6	9.3	10.1	
<i>Item 12100 Subject N02, O03</i>	<i>N</i>	<i>2480</i>	<i>1185</i>	<i>1184</i>	<i>1403</i>	<i>287</i>	<i>469</i>	<i>548</i>	<i>932</i>	<i>532</i>	<i>1938</i>	<i>379</i>	<i>1247</i>	<i>567</i>	<i>212</i>	<i>343</i>	<i>38</i>
A18E: I get very upset when I see other people treated unfairly																	
1. Disagree	3.8	5.3	2.5	4.1	5.0	5.5	2.8	3.9	3.3	2.9	9.0	3.6	4.3	2.2	4.6	7.7	
2. Mostly disagree	5.5	6.7	3.9	5.7	5.0	3.9	6.7	5.0	6.4	5.1	6.8	4.2	6.3	7.6	7.1	6.0	
3. Neither	10.5	14.5	5.9	12.2	9.5	11.7	14.0	9.7	7.1	9.0	17.3	9.6	9.5	7.7	12.6	30.0	
4. Mostly agree	33.5	38.4	28.9	37.5	27.1	34.1	38.5	29.7	34.4	34.3	31.0	33.6	37.1	34.5	32.1	13.6	
5. Agree	46.7	35.1	58.7	40.5	53.3	44.7	37.9	51.6	48.8	48.7	35.8	49.0	42.8	48.0	43.6	42.7	
<i>Item 12110 Subject O03</i>	<i>N</i>	<i>2488</i>	<i>1190</i>	<i>1185</i>	<i>1407</i>	<i>291</i>	<i>470</i>	<i>552</i>	<i>931</i>	<i>534</i>	<i>1944</i>	<i>379</i>	<i>1248</i>	<i>570</i>	<i>213</i>	<i>344</i>	<i>38</i>
A18F: I would agree to a good plan to make a better life for the poor, even if it cost me money																	
1. Disagree	8.7	11.9	5.5	11.1	5.1	9.1	10.0	9.0	6.4	7.9	13.0	6.8	9.8	7.8	11.5	25.4	
2. Mostly disagree	11.1	12.2	10.0	13.5	7.4	14.1	11.0	9.4	11.4	10.7	12.7	9.7	11.8	13.6	13.4	8.4	
3. Neither	25.1	27.7	22.3	27.6	17.7	25.5	28.9	22.3	25.9	24.7	26.2	24.2	26.3	22.3	28.0	27.3	
4. Mostly agree	33.9	31.5	36.4	33.7	34.2	32.3	34.5	33.5	35.6	34.6	32.2	35.5	35.3	30.4	31.9	21.4	
5. Agree	21.2	16.8	25.8	14.1	35.7	19.0	15.6	25.8	20.8	22.2	15.9	23.8	16.8	25.9	15.2	17.5	
<i>Item 12120 Subject O03</i>	<i>N</i>	<i>2481</i>	<i>1186</i>	<i>1185</i>	<i>1400</i>	<i>289</i>	<i>470</i>	<i>548</i>	<i>932</i>	<i>531</i>	<i>1943</i>	<i>375</i>	<i>1249</i>	<i>567</i>	<i>212</i>	<i>343</i>	<i>38</i>
A18G: It's not really my problem if others are in trouble and need help																	
1. Disagree	37.0	28.9	45.1	33.5	45.9	34.0	35.7	38.8	37.8	37.9	33.7	39.7	33.8	42.8	28.7	21.1	
2. Mostly disagree	33.6	35.4	32.5	35.9	25.7	35.7	32.5	31.7	36.4	34.5	30.5	34.4	33.6	28.2	37.3	34.1	
3. Neither	18.5	22.1	14.6	19.3	18.0	20.7	20.0	17.6	16.6	17.6	20.7	17.0	21.0	16.8	20.2	16.1	
4. Mostly agree	8.1	9.9	5.9	8.3	6.3	7.0	8.1	8.6	8.2	7.9	9.2	6.7	7.9	10.8	10.7	16.2	
5. Agree	2.8	3.7	1.8	3.0	4.1	2.7	3.6	3.3	1.0	2.0	5.9	2.2	3.8	1.4	3.1	12.5	
<i>Item 12130 Subject O03</i>	<i>N</i>	<i>2479</i>	<i>1188</i>	<i>1181</i>	<i>1406</i>	<i>285</i>	<i>470</i>	<i>550</i>	<i>924</i>	<i>534</i>	<i>1939</i>	<i>378</i>	<i>1243</i>	<i>570</i>	<i>213</i>	<i>343</i>	<i>36</i>

DESCRIPTIVE RESULTS: 2010

197

QUESTIONNAIRE FORM 5 2010	TOTAL	SEX		RACE		REGION				COLLEGE PLANS?		ILLICIT DRUG USE: LIFETIME				
		M	F	White	Black	NE	NC	S	W	Yes	No	None	Mari- juana Only	Few Pills	More Pills	Any Her- oin
<i>N (Weighted No. of Cases):</i>	2529	1203	1197	1421	295	481	555	954	540	1965	380	1264	572	217	346	38
<i>% of Weighted Total:</i>	100.0	47.6	47.3	56.2	11.7	19.0	21.9	37.7	21.3	77.7	15.0	50.0	22.6	8.6	13.7	1.5
A18H: Americans could change their eating habits to provide more food for the hungry people in other parts of the world, and at the same time be healthier themselves																
1. Disagree	6.3	7.9	4.5	7.0	6.7	7.5	6.4	6.7	4.3	5.5	11.7	5.1	6.1	7.2	7.2	7.8
2. Mostly disagree	7.7	8.7	6.4	9.0	5.6	9.7	5.5	8.2	7.3	7.2	8.2	6.1	9.8	5.6	10.3	6.6
3. Neither	19.1	22.6	14.7	19.7	20.5	20.1	19.8	18.2	19.1	18.2	21.3	19.7	17.9	15.6	18.9	27.2
4. Mostly agree	30.7	30.2	32.3	32.1	31.2	28.8	32.6	30.1	31.4	30.8	31.1	30.8	33.1	33.6	28.9	28.6
5. Agree	36.2	30.7	42.2	32.3	36.0	33.8	35.8	36.8	37.9	38.2	27.6	38.2	33.2	38.0	34.6	29.8
<i>Item 12140 Subject F03, O03</i>	<i>N</i> 2488	1190	1187	1406	288	472	549	932	534	1947	378	1250	571	212	344	37
A18I: My family and I often buy things we really don't need; we could get along with much less (NOTE: This question was omitted in the questionnaires administered in California, beginning in 1997, due to state requirements.)																
1. Disagree	15.0	15.1	15.1	13.1	20.9	18.2	10.5	16.5	13.9	14.1	20.2	16.0	16.4	8.8	13.0	18.1
2. Mostly disagree	17.3	19.8	14.0	17.3	15.7	18.0	17.6	15.3	21.4	17.6	16.7	16.5	17.8	17.2	17.2	30.1
3. Neither	22.7	24.3	20.1	21.1	24.6	24.2	22.4	22.9	20.0	21.7	21.4	22.4	20.7	27.2	20.3	22.5
4. Mostly agree	28.7	28.2	30.3	31.0	20.4	27.6	32.7	27.5	26.7	29.8	27.6	29.9	28.6	26.9	31.7	3.8
5. Agree	16.4	12.6	20.5	17.5	18.4	12.0	16.9	17.8	18.0	16.9	14.0	15.1	16.5	20.0	17.9	25.5
<i>Item 10060 Subject F01</i>	<i>N</i> 2254	1085	1068	1354	278	472	551	931	301	1758	347	1141	502	195	314	34
A18J: Most people will have fuller and happier lives if they choose legal marriage rather than staying single, or just living with someone (NOTE: This question was omitted in the questionnaires administered in California, beginning in 1997, due to state requirements.)																
1. Disagree	18.0	13.5	22.7	17.7	21.1	24.3	14.8	16.9	17.3	16.8	20.5	15.4	19.2	20.1	21.9	34.0
2. Mostly disagree	13.2	12.5	14.3	13.2	14.2	14.1	13.6	12.7	12.1	13.2	14.8	11.4	12.9	16.6	18.9	17.3
3. Neither	35.5	35.9	34.2	33.4	38.3	32.5	36.0	37.5	32.8	35.5	33.6	37.6	34.7	33.4	28.8	33.7
4. Mostly agree	19.3	22.9	15.5	20.1	14.8	19.0	21.6	18.6	17.9	20.4	16.3	19.7	22.2	19.5	15.5	7.9
5. Agree	14.1	15.3	13.3	15.5	11.6	10.1	14.0	14.2	20.0	14.2	14.9	15.9	11.0	10.3	14.8	7.0
<i>Item 12150 Subject D03</i>	<i>N</i> 2251	1079	1069	1348	280	468	550	933	300	1757	345	1139	501	195	314	34
A18K: Parents should encourage just as much independence in their daughters as in their sons																
1. Disagree	3.4	4.9	1.7	3.1	5.4	3.8	3.1	4.0	2.1	2.9	4.5	3.0	3.0	2.4	5.1	7.5
2. Mostly disagree	5.3	8.3	2.1	4.9	4.7	4.4	5.4	5.7	5.1	5.1	4.6	4.7	6.6	4.5	5.4	8.1
3. Neither	14.9	21.1	7.6	13.9	14.3	13.2	17.9	13.2	16.5	13.6	20.8	13.9	17.0	10.9	14.6	14.9
4. Mostly agree	25.2	30.5	20.4	24.9	21.9	25.4	26.9	24.0	25.4	24.9	27.4	26.3	23.9	28.5	23.0	16.2
5. Agree	51.2	35.2	68.2	53.2	53.8	53.2	46.7	53.0	50.9	53.5	42.7	52.1	49.5	53.8	51.9	53.2
<i>Item 12160 Subject D05</i>	<i>N</i> 2487	1189	1187	1404	290	471	550	933	534	1946	378	1250	571	212	343	38
A18L: Being a mother and raising children is one of the most fulfilling experiences a woman can have																
1. Disagree	5.1	3.8	6.3	5.1	4.3	4.6	5.3	5.3	4.9	4.7	7.3	3.4	6.2	5.9	8.2	11.4
2. Mostly disagree	5.0	4.5	5.4	4.8	4.3	4.6	5.3	4.3	6.3	4.9	4.2	4.8	5.5	4.3	4.9	9.3
3. Neither	31.4	43.9	19.1	33.3	24.6	32.2	35.4	28.4	32.0	31.3	32.4	30.5	31.3	36.1	28.8	52.3
4. Mostly agree	27.2	24.9	29.1	27.7	26.4	27.6	26.7	27.6	26.8	27.4	25.4	28.3	27.7	26.6	26.5	11.1
5. Agree	31.2	22.9	40.0	29.0	40.4	31.1	27.3	34.4	30.0	31.8	30.7	33.0	29.3	27.0	31.5	15.9
<i>Item 12170 Subject D05</i>	<i>N</i> 2464	1168	1187	1393	287	466	548	926	524	1931	374	1235	568	212	342	35
A18M: Most fathers should spend more time with their children than they do now																
1. Disagree	1.8	2.2	1.3	1.4	4.7	2.9	1.1	2.0	1.1	1.4	3.4	1.7	1.3	2.5	1.9	9.4
2. Mostly disagree	2.3	3.0	1.6	3.1	1.0	2.8	2.6	1.5	3.0	2.0	3.8	1.9	2.6	1.5	3.7	1.7
3. Neither	19.2	19.9	17.7	22.6	11.6	21.2	20.5	17.4	19.2	18.6	20.8	19.0	21.7	14.6	15.2	26.7
4. Mostly agree	35.6	37.5	34.6	36.8	25.1	37.1	38.2	32.2	37.7	37.6	26.6	36.6	33.3	39.4	36.3	26.2
5. Agree	41.1	37.4	44.7	36.0	57.6	35.9	37.6	47.0	39.0	40.4	45.5	40.7	41.2	42.0	42.8	36.0
<i>Item 12180 Subject D05</i>	<i>N</i> 2483	1189	1185	1406	287	467	551	932	533	1946	377	1249	570	213	343	37

*=less than .05 percent.

QUESTIONNAIRE FORM 5 2010	TOTAL	SEX		RACE		REGION				COLLEGE PLANS?		ILLICIT DRUG USE: LIFETIME					
		M	F	White	Black	NE	NC	S	W	Yes	No	None	Mari- juana Only	Few Pills	More Pills	Any Her- oin	
<i>N (Weighted No. of Cases):</i>	2529	1203	1197	1421	295	481	555	954	540	1965	380	1264	572	217	346	38	
<i>% of Weighted Total:</i>	100.0	47.6	47.3	56.2	11.7	19.0	21.9	37.7	21.3	77.7	15.0	50.0	22.6	8.6	13.7	1.5	
A18N: The husband should make all the important decisions in the family (NOTE: This question was omitted in the questionnaires administered in California, beginning in 1997, due to state requirements.)																	
1. Disagree	42.0	23.4	61.2	44.0	39.1	48.8	40.6	40.1	39.6	43.1	38.3	41.6	41.6	48.4	44.6	27.4	
2. Mostly disagree	20.0	21.5	18.6	20.3	15.5	17.8	20.8	20.4	20.9	20.8	16.7	21.8	21.2	15.6	15.9	17.2	
3. Neither	22.4	31.3	12.9	21.3	23.9	20.9	22.1	23.2	23.0	21.6	24.8	22.0	22.0	22.7	22.6	22.7	
4. Mostly agree	9.5	14.1	4.9	8.4	15.1	6.2	9.8	10.7	10.8	9.0	11.4	8.9	9.3	8.7	10.8	21.6	
5. Agree	6.1	9.7	2.5	6.0	6.4	6.3	6.8	5.6	5.7	5.5	8.8	5.7	5.9	4.6	6.2	11.0	
<i>Item 12190 Subject D05</i>	<i>N</i>	<i>2254</i>	<i>1088</i>	<i>1066</i>	<i>1354</i>	<i>278</i>	<i>465</i>	<i>552</i>	<i>934</i>	<i>303</i>	<i>1758</i>	<i>348</i>	<i>1140</i>	<i>503</i>	<i>195</i>	<i>314</i>	<i>34</i>
A19: Some people think about what's going on in government very often, and others are not that interested. How much of an interest do you take in government and current events?																	
1. No interest at all	10.5	10.0	10.4	10.2	11.4	11.8	12.0	10.6	7.5	9.1	16.9	10.1	10.0	7.9	12.4	17.4	
2. Very little interest	22.2	17.5	27.4	24.1	24.9	22.8	24.6	21.4	20.4	21.7	24.3	22.4	23.9	20.2	21.6	16.1	
3. Some interest	43.5	41.7	44.6	40.6	47.3	43.7	42.5	42.9	45.5	43.9	39.2	43.4	43.2	45.2	41.9	36.7	
4. A lot of interest	16.1	20.2	12.5	16.4	12.0	16.3	15.0	15.6	17.9	16.9	13.1	16.2	16.1	16.1	17.4	12.2	
5. A very great interest	7.8	10.5	5.2	8.8	4.3	5.4	5.9	9.6	8.7	8.4	6.4	8.0	6.9	10.7	6.7	17.5	
<i>Item 6330 Subject H01, Q08</i>	<i>N</i>	<i>2477</i>	<i>1191</i>	<i>1187</i>	<i>1408</i>	<i>290</i>	<i>463</i>	<i>550</i>	<i>930</i>	<i>534</i>	<i>1948</i>	<i>377</i>	<i>1251</i>	<i>569</i>	<i>213</i>	<i>341</i>	<i>38</i>
A20: If you have at least an average income in the future, how likely is it that you will contribute money to the following organizations? If you have already contributed, mark the last circle only.																	
Are you likely to contribute to . . .																	
A20A: The United Fund or other community charities?																	
1. Definitely not	7.7	11.3	3.3	8.5	5.5	9.6	8.4	6.7	6.8	6.3	15.4	6.7	6.0	9.1	10.8	23.2	
2. Probably not	17.6	20.2	15.3	20.0	10.2	18.9	17.4	16.1	19.4	17.1	19.5	15.6	20.8	12.1	23.2	26.8	
3. Don't know	41.9	39.9	43.8	45.1	37.9	37.8	42.3	43.9	41.3	41.3	42.5	41.6	40.0	45.1	46.2	22.6	
4. Probably will	24.5	22.0	27.3	20.6	31.7	23.4	25.1	24.1	25.7	26.7	17.5	27.1	25.2	22.7	15.8	14.1	
5. Definitely will	4.8	3.6	6.1	2.7	10.4	5.2	3.7	5.9	3.9	5.3	2.5	5.3	4.7	5.9	1.9	9.8	
6. Already have	3.5	3.1	4.2	3.1	4.3	5.0	3.1	3.3	2.9	3.4	2.5	3.8	3.3	5.1	2.2	3.5	
<i>Item 12200 Subject O02</i>	<i>N</i>	<i>2464</i>	<i>1186</i>	<i>1180</i>	<i>1402</i>	<i>284</i>	<i>463</i>	<i>551</i>	<i>923</i>	<i>527</i>	<i>1939</i>	<i>374</i>	<i>1245</i>	<i>565</i>	<i>210</i>	<i>343</i>	<i>36</i>
A20B: International relief organizations (CARE, UNICEF, etc.)?																	
1. Definitely not	7.7	11.8	3.2	8.5	5.5	10.1	8.6	6.9	5.9	6.3	16.1	7.0	5.5	7.3	11.9	24.4	
2. Probably not	15.4	18.5	12.5	17.8	10.0	15.3	14.6	15.0	17.2	14.9	18.8	12.5	18.6	12.4	22.7	20.5	
3. Don't know	35.5	35.6	35.2	37.5	30.4	29.1	38.2	38.0	34.1	34.4	37.7	36.2	33.5	35.9	35.5	30.1	
4. Probably will	26.8	22.8	31.0	25.1	32.0	26.4	26.5	26.4	28.1	28.1	21.1	30.3	26.6	24.6	18.2	7.0	
5. Definitely will	7.9	5.8	9.8	4.2	14.5	7.9	6.2	8.9	7.9	8.8	3.3	7.3	8.5	11.1	6.6	10.7	
6. Already have	6.7	5.6	8.3	6.9	7.5	11.2	5.8	4.8	6.9	7.5	2.9	6.6	7.4	8.7	5.2	7.3	
<i>Item 12210 Subject O02</i>	<i>N</i>	<i>2471</i>	<i>1187</i>	<i>1181</i>	<i>1401</i>	<i>290</i>	<i>465</i>	<i>550</i>	<i>928</i>	<i>529</i>	<i>1945</i>	<i>374</i>	<i>1249</i>	<i>567</i>	<i>210</i>	<i>342</i>	<i>37</i>
A20C: Minority group organizations (NAACP, SCLC, etc.)?																	
1. Definitely not	14.1	20.4	7.3	17.8	6.7	15.8	15.9	13.3	12.1	12.9	22.4	12.3	13.1	14.4	20.9	26.5	
2. Probably not	22.0	22.5	21.5	28.0	4.5	24.2	21.8	20.8	22.5	23.5	16.7	21.6	23.0	16.8	25.4	30.6	
3. Don't know	39.1	35.9	42.7	42.7	28.6	34.6	43.8	37.0	41.8	38.2	41.3	41.5	36.2	40.8	36.6	25.6	
4. Probably will	16.3	14.4	18.1	9.3	30.3	18.4	13.0	17.5	15.6	16.6	12.2	16.5	17.4	17.6	10.8	12.4	
5. Definitely will	7.0	5.1	9.2	1.5	24.1	5.2	4.5	9.4	6.8	7.4	5.5	6.6	8.2	9.9	5.0	4.9	
6. Already have	1.5	1.7	1.3	0.7	5.8	1.8	1.0	1.9	1.2	1.4	1.9	1.6	2.0	0.4	1.2	-	
<i>Item 12220 Subject N02, O02</i>	<i>N</i>	<i>2457</i>	<i>1183</i>	<i>1178</i>	<i>1398</i>	<i>288</i>	<i>462</i>	<i>549</i>	<i>919</i>	<i>527</i>	<i>1937</i>	<i>373</i>	<i>1241</i>	<i>565</i>	<i>210</i>	<i>343</i>	<i>37</i>

DESCRIPTIVE RESULTS: 2010

199

QUESTIONNAIRE FORM 5 2010	TOTAL	SEX		RACE		REGION				COLLEGE PLANS?		ILLICIT DRUG USE: LIFETIME					
		M	F	White	Black	NE	NC	S	W	Yes	No	None	Mari- juana Only	Few Pills	More Pills	Any Her- oin	
<i>N (Weighted No. of Cases):</i>	2529	1203	1197	1421	295	481	555	954	540	1965	380	1264	572	217	346	38	
<i>% of Weighted Total:</i>	100.0	47.6	47.3	56.2	11.7	19.0	21.9	37.7	21.3	77.7	15.0	50.0	22.6	8.6	13.7	1.5	
A20D: Church or religious organizations?																	
1. Definitely not	12.2	15.1	9.4	14.6	5.3	17.6	11.4	9.0	13.9	11.4	16.8	9.3	10.8	16.9	20.4	42.2	
2. Probably not	11.5	11.7	11.6	12.8	5.0	15.4	10.6	8.5	14.3	11.6	10.4	9.5	13.6	9.6	15.5	20.6	
3. Don't know	20.3	20.3	19.7	19.1	19.6	23.9	21.6	18.4	18.9	18.7	24.1	18.6	20.0	26.4	23.1	11.7	
4. Probably will	20.1	18.6	20.7	18.3	25.8	19.4	21.7	22.0	15.8	19.9	22.2	19.7	22.2	17.3	18.1	8.0	
5. Definitely will	14.7	14.3	15.1	13.0	23.8	8.5	15.4	18.2	13.2	15.6	13.3	17.2	13.3	12.8	11.7	4.8	
6. Already have	21.2	19.9	23.5	22.2	20.5	15.3	19.3	23.7	23.9	22.7	13.1	25.7	20.1	17.1	11.2	12.8	
<i>Item 12230 Subject G, O02</i>	<i>N</i>	<i>2461</i>	<i>1185</i>	<i>1176</i>	<i>1402</i>	<i>282</i>	<i>465</i>	<i>549</i>	<i>918</i>	<i>529</i>	<i>1938</i>	<i>373</i>	<i>1249</i>	<i>567</i>	<i>209</i>	<i>337</i>	<i>37</i>
A20E: Political parties or organizations?																	
1. Definitely not	23.6	25.9	20.9	24.3	14.3	25.7	26.1	21.8	22.1	23.1	27.4	23.0	19.6	24.6	31.1	36.6	
2. Probably not	27.9	26.4	30.0	29.7	25.9	29.8	26.0	25.8	32.0	29.2	25.4	27.3	30.0	26.6	28.6	29.8	
3. Don't know	35.4	33.5	37.3	33.4	42.1	32.6	34.9	37.2	35.1	34.2	36.3	36.8	36.6	35.3	26.9	27.4	
4. Probably will	9.4	9.0	9.7	8.6	11.3	9.0	9.0	10.8	7.7	9.6	8.6	8.9	10.6	11.3	8.2	2.2	
5. Definitely will	2.3	2.8	1.6	2.1	4.9	1.1	2.2	2.9	2.3	2.3	2.0	2.4	2.1	1.4	3.0	2.9	
6. Already have	1.5	2.4	0.6	1.8	1.4	1.8	1.7	1.5	0.9	1.6	0.3	1.6	1.1	0.9	2.1	1.2	
<i>Item 12240 Subject H05, O02</i>	<i>N</i>	<i>2454</i>	<i>1182</i>	<i>1177</i>	<i>1400</i>	<i>284</i>	<i>462</i>	<i>549</i>	<i>914</i>	<i>529</i>	<i>1937</i>	<i>371</i>	<i>1244</i>	<i>563</i>	<i>210</i>	<i>341</i>	<i>37</i>
A20F: Citizen lobbies (Common Cause, Public Citizen, etc.)?																	
1. Definitely not	14.4	18.0	10.5	15.1	10.2	17.7	15.6	13.0	12.6	13.4	20.6	13.5	12.0	16.4	18.4	31.4	
2. Probably not	24.7	24.4	25.6	26.7	17.0	27.0	26.5	21.2	26.9	25.7	22.9	23.8	26.9	17.7	29.2	24.6	
3. Don't know	46.4	44.1	49.3	46.9	46.0	41.5	45.0	48.4	48.7	46.8	43.3	49.1	45.8	48.5	38.2	31.5	
4. Probably will	11.1	9.7	12.1	8.8	18.8	10.4	10.1	13.5	8.6	11.1	9.3	10.4	11.6	14.9	10.8	7.6	
5. Definitely will	1.9	1.9	1.7	0.9	6.3	1.1	1.5	2.7	1.8	1.8	1.9	1.9	2.1	1.4	1.3	1.2	
6. Already have	1.4	2.0	0.9	1.6	1.6	2.4	1.3	1.1	1.4	1.2	2.0	1.2	1.7	1.1	2.1	3.8	
<i>Item 12250 Subject H05, I02, O02</i>	<i>N</i>	<i>2451</i>	<i>1180</i>	<i>1173</i>	<i>1399</i>	<i>284</i>	<i>463</i>	<i>546</i>	<i>915</i>	<i>527</i>	<i>1930</i>	<i>371</i>	<i>1239</i>	<i>563</i>	<i>207</i>	<i>342</i>	<i>37</i>
A20G: Charities to help fight diseases (cancer, heart disease, etc.)?																	
1. Definitely not	4.5	6.7	2.0	4.7	3.3	6.8	3.9	3.9	4.1	3.6	8.6	4.2	3.7	1.8	5.6	18.1	
2. Probably not	5.6	7.8	3.1	5.8	2.6	6.1	6.3	4.6	6.1	5.0	7.6	5.4	5.8	3.0	6.4	13.5	
3. Don't know	17.2	21.1	12.8	18.0	16.6	15.3	18.7	16.8	17.9	15.3	20.4	15.0	16.6	22.9	20.5	23.8	
4. Probably will	33.3	33.2	33.6	34.2	29.5	32.6	37.6	29.9	35.3	34.1	33.3	35.0	33.0	30.6	30.0	22.6	
5. Definitely will	25.7	20.6	31.0	22.8	35.3	18.5	22.2	30.7	26.6	27.3	20.3	27.6	26.9	23.6	21.4	18.2	
6. Already have	13.8	10.6	17.5	14.5	12.7	20.7	11.2	14.0	10.0	14.8	9.9	12.8	14.0	18.0	16.0	3.9	
<i>Item 12260 Subject O02</i>	<i>N</i>	<i>2464</i>	<i>1183</i>	<i>1181</i>	<i>1399</i>	<i>287</i>	<i>460</i>	<i>546</i>	<i>927</i>	<i>530</i>	<i>1939</i>	<i>375</i>	<i>1247</i>	<i>565</i>	<i>210</i>	<i>343</i>	<i>35</i>
A20H: Organizations concerned with population problems (Planned Parenthood, ZPG, etc.)?																	
1. Definitely not	14.9	18.9	10.8	16.7	8.6	17.9	16.4	13.3	13.7	15.0	18.3	16.0	12.6	11.5	16.8	26.8	
2. Probably not	20.1	21.2	18.5	23.5	11.6	22.4	20.4	19.1	19.6	20.6	18.1	18.3	20.9	18.1	25.6	19.6	
3. Don't know	40.3	40.4	40.8	40.3	39.6	37.5	41.8	41.9	38.3	39.9	39.4	43.0	38.3	41.4	35.1	36.2	
4. Probably will	16.6	13.4	19.8	13.9	24.1	14.5	13.9	17.7	19.4	16.8	14.7	15.8	17.8	20.3	14.5	11.7	
5. Definitely will	6.1	4.0	8.1	3.3	13.9	4.8	5.5	6.6	6.9	5.8	7.3	5.6	8.1	6.2	4.6	1.2	
6. Already have	2.0	2.1	1.9	2.1	2.2	2.8	2.0	1.4	2.1	1.9	2.2	1.3	2.2	2.5	3.4	4.5	
<i>Item 12270 Subject E01, O02</i>	<i>N</i>	<i>2470</i>	<i>1187</i>	<i>1183</i>	<i>1404</i>	<i>287</i>	<i>464</i>	<i>550</i>	<i>927</i>	<i>530</i>	<i>1944</i>	<i>376</i>	<i>1249</i>	<i>569</i>	<i>210</i>	<i>343</i>	<i>36</i>
A20I: Organizations concerned with environmental problems (Sierra Club, Friends of the Earth, etc.)?																	
1. Definitely not	11.4	16.3	6.2	13.2	6.6	14.8	11.5	9.8	11.0	10.4	19.3	10.6	10.3	10.0	15.4	14.9	
2. Probably not	17.5	18.2	16.3	18.8	15.0	15.9	16.5	19.2	17.1	17.6	15.7	18.6	16.7	12.7	17.2	16.3	
3. Don't know	35.7	34.7	36.3	37.0	37.5	32.8	38.5	36.3	34.6	34.4	37.2	36.9	34.2	34.1	34.4	37.4	
4. Probably will	21.8	19.0	25.4	19.6	26.0	21.3	21.8	21.4	23.0	23.1	17.6	21.5	24.1	24.9	18.9	19.9	
5. Definitely will	10.4	8.9	12.0	8.6	12.5	10.1	8.9	10.5	11.9	10.8	8.9	10.0	11.6	11.2	10.1	9.7	
6. Already have	3.2	2.8	3.8	2.9	2.4	5.1	2.7	2.9	2.4	3.6	1.3	2.4	3.2	7.1	4.0	1.8	
<i>Item 12280 Subject F04, O02</i>	<i>N</i>	<i>2465</i>	<i>1184</i>	<i>1181</i>	<i>1403</i>	<i>286</i>	<i>462</i>	<i>548</i>	<i>925</i>	<i>530</i>	<i>1941</i>	<i>375</i>	<i>1245</i>	<i>568</i>	<i>210</i>	<i>343</i>	<i>36</i>

MONITORING THE FUTURE

QUESTIONNAIRE FORM 5 2010	TOTAL	SEX		RACE		REGION				COLLEGE PLANS?		ILLCIT DRUG USE: LIFETIME					
		M	F	White	Black	NE	NC	S	W	Yes	No	None	Mari- juana Only	Few Pills	More Pills	Any Her- oin	
<i>N (Weighted No. of Cases):</i>	2529	1203	1197	1421	295	481	555	954	540	1965	380	1264	572	217	346	38	
<i>% of Weighted Total:</i>	100.0	47.6	47.3	56.2	11.7	19.0	21.9	37.7	21.3	77.7	15.0	50.0	22.6	8.6	13.7	1.5	
A21: What is your current height (in feet and inches) without shoes?																	
01. 4'5" or less	0.4	0.1	0.7	0.2	0.4	0.4	0.2	0.7	0.2	0.4	0.4	0.4	0.4	-	0.9	-	
02. 4'6"	*	-	0.1	*	0.2	0.1	-	0.1	-	*	-	-	0.1	0.1	-	-	
03. 4'7"	0.1	0.1	0.2	0.1	-	0.2	-	0.2	-	0.1	0.2	0.1	-	-	-	2.6	
04. 4'8"	-	-	-	-	-	-	-	-	-	-	-	-	-	-	-	-	
05. 4'9"	0.2	-	0.5	-	0.3	0.2	0.4	0.2	0.2	0.2	0.4	0.3	0.1	-	0.5	-	
06. 4'10"	0.6	0.5	0.8	0.3	0.6	1.0	0.5	0.8	0.2	0.6	0.8	0.7	0.3	0.4	1.2	-	
07. 4'11"	1.6	-	3.3	0.7	3.6	1.2	0.5	2.1	2.0	1.6	0.5	2.3	1.1	1.4	0.4	-	
08. 5'0"	2.1	0.1	4.2	1.5	1.3	2.6	1.8	1.8	2.6	2.5	0.8	2.1	2.5	1.9	2.3	-	
09. 5'1"	3.6	-	6.8	3.3	4.2	2.9	2.7	5.2	2.4	3.7	2.1	3.3	3.6	1.0	5.6	-	
10. 5'2"	6.4	0.4	12.1	3.9	6.8	8.5	4.5	6.6	5.9	6.3	5.9	6.2	6.9	9.3	4.6	7.3	
11. 5'3"	6.5	1.0	12.0	5.9	6.4	8.6	3.8	7.2	6.4	6.4	5.8	6.5	7.3	4.6	5.8	3.2	
12. 5'4"	8.6	1.8	15.5	7.8	9.2	8.8	7.0	9.5	8.3	9.1	6.6	9.4	8.3	7.5	8.1	1.2	
13. 5'5"	6.5	3.1	10.2	6.1	7.6	6.3	7.3	5.8	7.1	6.6	7.1	7.3	5.8	7.0	5.2	2.2	
14. 5'6"	8.2	4.5	12.1	8.1	8.1	9.6	6.5	8.2	8.8	8.4	7.1	7.9	8.0	10.0	9.0	6.5	
15. 5'7"	8.4	7.2	9.6	10.0	4.3	8.4	7.5	8.6	8.8	8.2	9.6	7.7	8.7	10.7	9.3	13.4	
16. 5'8"	7.2	8.2	6.2	7.5	5.8	8.5	7.1	6.4	7.5	7.0	7.7	7.1	6.9	5.1	8.1	19.4	
17. 5'9"	6.2	9.5	2.9	5.7	7.4	5.8	6.1	6.7	5.8	6.1	7.3	6.5	4.9	8.6	5.7	7.0	
18. 5'10"	7.6	13.4	1.0	7.6	6.5	5.7	8.0	7.5	8.9	7.0	9.5	7.8	8.6	6.7	5.6	5.1	
19. 5'11"	8.3	15.7	1.1	9.7	6.2	8.3	11.9	6.7	7.2	8.2	9.3	8.2	9.2	7.1	8.5	5.5	
20. 6'0"	6.6	12.6	0.7	7.8	7.1	5.8	9.0	5.1	7.6	6.4	7.6	6.3	6.1	9.7	5.5	8.2	
21. 6'1"	4.0	8.0	0.2	5.6	4.1	3.5	6.8	3.0	3.3	4.0	4.4	3.7	4.0	3.7	5.2	4.8	
22. 6'2"	3.1	6.3	0.1	4.0	2.9	1.8	4.0	2.9	3.6	3.0	3.8	3.0	2.9	1.5	4.4	3.4	
23. 6'3"	1.6	3.3	-	1.8	4.1	0.7	1.3	2.1	2.0	1.9	0.8	1.8	1.6	1.4	1.3	1.8	
24. 6'4"	1.3	2.6	0.1	1.7	2.1	0.6	2.6	1.2	0.6	1.4	0.9	1.0	1.4	2.1	1.9	-	
25. 6'5"	0.4	0.7	-	0.3	0.4	*	0.1	0.9	-	0.4	-	0.4	0.6	-	0.2	-	
26. 6'6"	*	0.1	-	0.1	-	-	-	0.1	-	*	-	-	-	-	0.3	-	
27. 6'7" or more	0.5	0.8	0.1	0.4	0.2	0.4	0.6	0.5	0.6	0.4	1.0	0.1	0.8	-	0.6	8.5	
<i>Item 22155 Subject T03</i>	<i>N</i>	<i>2479</i>	<i>1187</i>	<i>1185</i>	<i>1403</i>	<i>289</i>	<i>470</i>	<i>551</i>	<i>930</i>	<i>529</i>	<i>1943</i>	<i>375</i>	<i>1250</i>	<i>567</i>	<i>213</i>	<i>343</i>	<i>36</i>
A22: What is your current weight (in pounds) without shoes or clothing?																	
01. 80 lbs. or less	0.3	0.3	0.2	*	0.2	0.2	0.3	0.2	0.5	0.2	0.9	0.3	0.4	-	0.5	-	
02. 81-85	-	-	-	-	-	-	-	-	-	-	-	-	-	-	-	-	
03. 86-90	0.1	-	0.2	-	0.1	0.1	-	0.1	0.1	0.1	-	-	0.1	-	0.3	-	
04. 91-95	0.7	0.1	1.4	0.4	-	1.1	0.6	0.5	1.0	0.8	1.0	0.9	0.3	1.1	0.7	2.6	
05. 96-100	1.0	0.1	2.0	0.6	1.6	0.9	1.2	0.9	1.1	1.1	0.7	1.5	0.5	-	0.6	-	
06. 101-105	2.4	0.3	4.5	2.4	1.7	1.6	2.3	3.0	2.1	2.3	2.9	2.2	2.1	1.5	3.7	7.3	
07. 106-110	3.3	0.8	5.9	3.6	2.0	3.4	1.8	4.0	3.4	3.4	3.0	2.9	3.4	2.4	5.6	-	
08. 111-115	4.2	1.0	7.5	3.0	3.8	4.6	3.4	3.5	5.6	4.7	1.5	5.3	3.4	4.4	1.7	-	
09. 116-120	5.2	0.9	9.7	5.2	5.6	5.3	3.6	5.3	6.8	5.6	3.1	6.5	4.5	3.2	3.9	-	
10. 121-125	5.2	2.2	8.3	5.7	3.5	5.8	6.7	4.5	4.3	5.5	4.5	5.2	4.5	8.7	5.3	-	
11. 126-130	5.9	3.2	7.8	6.3	5.1	8.2	4.6	6.1	4.9	6.4	3.3	5.5	4.4	5.7	10.4	6.1	
12. 131-135	5.1	2.3	7.8	4.7	7.4	6.3	4.6	5.0	4.9	5.0	4.7	4.7	5.7	4.6	4.8	2.4	
13. 136-140	7.4	6.0	9.2	8.9	5.9	8.3	6.8	7.7	6.7	7.3	7.6	7.4	8.4	10.9	4.8	3.0	
14. 141-150	12.0	14.2	9.7	11.2	11.6	12.3	10.4	11.2	14.7	12.3	10.4	12.4	13.4	12.0	8.3	18.1	
15. 151-160	11.5	14.6	8.3	11.5	12.3	13.0	11.4	10.5	11.8	11.6	11.4	12.0	10.2	13.7	10.0	27.6	
16. 161-170	8.6	12.9	4.4	8.8	7.0	7.0	11.7	8.4	7.1	9.2	6.8	8.6	8.8	5.1	10.6	3.2	
17. 171-180	6.2	8.6	3.9	6.4	7.7	3.4	6.0	8.0	5.8	6.3	6.3	5.9	7.1	6.2	5.1	7.5	
18. 181-190	5.2	8.0	2.3	5.1	6.6	5.1	4.9	5.9	4.3	5.0	6.5	4.3	4.9	5.9	7.6	7.2	
19. 191-200	3.5	5.3	1.4	3.3	4.8	3.2	3.8	3.1	4.3	3.0	3.8	3.3	3.8	2.9	3.5	-	
20. 201-210	3.2	5.1	1.6	3.4	3.3	3.7	4.9	2.5	2.5	2.6	7.2	3.2	3.1	4.2	3.0	2.7	
21. 211-220	2.7	4.6	0.8	3.0	2.9	1.9	3.4	3.0	2.3	2.5	3.9	2.4	3.5	3.2	2.5	-	
22. 221-230	1.4	2.1	0.6	1.2	0.7	0.9	1.1	1.9	1.1	1.2	1.8	1.1	2.0	-	1.9	4.3	
23. 231-240	1.2	1.9	0.6	1.2	1.3	1.0	1.2	1.3	1.2	0.8	3.2	1.4	1.1	1.1	0.7	-	
24. 241-250	1.0	1.2	0.9	1.3	1.3	0.3	1.7	0.7	1.6	0.8	2.0	0.8	1.2	1.5	1.5	-	
25. 251-260	1.0	1.5	0.4	1.1	1.7	0.4	1.4	0.9	1.1	1.0	0.9	0.9	1.1	-	1.1	1.0	
26. 261 lbs. or more	1.7	2.4	0.5	1.6	2.0	2.1	2.1	1.8	1.0	1.3	2.8	1.2	2.2	1.7	1.6	7.1	
<i>Item 22165 Subject T03</i>	<i>N</i>	<i>2466</i>	<i>1189</i>	<i>1178</i>	<i>1404</i>	<i>287</i>	<i>465</i>	<i>549</i>	<i>920</i>	<i>532</i>	<i>1944</i>	<i>371</i>	<i>1243</i>	<i>569</i>	<i>215</i>	<i>346</i>	<i>36</i>
A23: How often do you. . .																	
A23A: Eat breakfast?																	
1. Never	5.5	4.9	5.7	6.1	4.7	6.1	7.5	4.1	5.4	5.1	7.0	4.9	5.1	7.1	6.3	12.1	
2. Seldom	21.7	20.0	23.7	21.3	24.0	19.0	20.5	26.4	17.2	21.3	25.7	19.3	19.3	30.9	26.8	43.5	
3. Sometimes	22.4	21.6	22.9	19.5	30.5	21.3	21.7	24.8	20.2	21.6	26.9	22.2	24.1	20.9	21.9	12.6	
4. Most days	13.1	13.2	12.8	12.7	11.4	9.7	14.3	14.0	13.3	12.9	13.2	12.5	13.9	10.4	16.0	12.8	
5. Nearly every day	13.3	14.7	11.8	13.7	10.0	13.2	12.6	11.3	17.4	13.6	11.5	14.4	12.5	14.0	10.4	12.3	
6. Every day	24.0	25.4	23.1	26.8	19.4	30.8	23.4	19.5	26.6	25.6	15.8	26.7	25.1	16.8	18.6	6.7	
<i>Item 20740 Subject T02</i>	<i>N</i>	<i>2488</i>	<i>1194</i>	<i>1192</i>	<i>1415</i>	<i>289</i>	<i>467</i>	<i>553</i>	<i>935</i>	<i>533</i>	<i>1954</i>	<i>377</i>	<i>1257</i>	<i>571</i>	<i>215</i>	<i>346</i>	<i>36</i>

*= \leq .05 percent.

DESCRIPTIVE RESULTS: 2010

201

QUESTIONNAIRE FORM 5 2010	TOTAL	SEX		RACE		REGION				COLLEGE PLANS?		ILLICIT DRUG USE: LIFETIME					
		M	F	White	Black	NE	NC	S	W	Yes	No	None	Mari- juana Only	Few Pills	More Pills	Any Her- oin	
<i>N (Weighted No. of Cases):</i>	2529	1203	1197	1421	295	481	555	954	540	1965	380	1264	572	217	346	38	
<i>% of Weighted Total:</i>	100.0	47.6	47.3	56.2	11.7	19.0	21.9	37.7	21.3	77.7	15.0	50.0	22.6	8.6	13.7	1.5	
A23B: Eat at least some green vegetables?																	
1. Never	3.3	4.3	2.0	2.8	5.7	3.4	3.0	3.8	2.7	2.4	6.5	2.7	2.5	2.1	4.9	16.9	
2. Seldom	8.5	9.0	7.7	7.9	9.2	7.7	7.9	9.3	8.2	7.8	11.8	7.8	8.9	5.5	9.5	19.7	
3. Sometimes	24.9	23.4	26.1	21.6	28.7	23.3	23.2	28.4	21.9	24.1	26.8	25.3	22.9	27.6	25.6	18.4	
4. Most days	25.2	24.8	25.4	24.5	31.1	25.6	28.9	23.3	24.4	25.5	23.3	23.1	29.2	27.5	25.0	26.2	
5. Nearly every day	20.4	20.0	21.5	23.8	13.4	20.1	21.6	17.7	24.2	20.9	18.5	21.6	17.3	25.7	20.1	7.6	
6. Every day	17.7	18.4	17.3	19.5	11.8	19.9	15.5	17.5	18.7	19.3	13.1	19.5	19.1	11.8	14.9	11.3	
<i>Item 20750 Subject T02</i>	<i>N</i>	<i>2484</i>	<i>1191</i>	<i>1191</i>	<i>1412</i>	<i>290</i>	<i>467</i>	<i>550</i>	<i>934</i>	<i>533</i>	<i>1950</i>	<i>379</i>	<i>1257</i>	<i>570</i>	<i>215</i>	<i>344</i>	<i>38</i>
A23C: Eat at least some fruit?																	
1. Never	2.0	2.4	1.3	2.0	3.7	2.2	0.8	2.8	1.6	1.5	3.1	1.7	1.3	1.4	3.4	7.6	
2. Seldom	5.1	6.4	3.9	5.2	6.7	6.4	4.7	5.9	3.2	4.7	7.4	4.2	5.6	6.2	4.9	11.5	
3. Sometimes	20.7	18.8	22.0	18.3	28.8	20.0	20.8	24.6	14.2	19.2	26.8	21.4	16.5	18.7	25.0	32.2	
4. Most days	26.7	24.6	28.0	25.5	27.8	25.7	25.9	26.7	28.2	25.9	27.9	24.1	29.0	32.7	27.7	29.2	
5. Nearly every day	23.2	24.9	22.7	25.0	18.7	20.8	25.5	21.7	25.6	25.0	16.5	23.9	23.2	23.1	23.6	7.1	
6. Every day	22.3	23.0	22.2	24.0	14.3	24.8	22.3	18.3	27.1	23.7	18.3	24.7	24.3	17.9	15.4	12.3	
<i>Item 20760 Subject T02</i>	<i>N</i>	<i>2477</i>	<i>1187</i>	<i>1188</i>	<i>1408</i>	<i>288</i>	<i>465</i>	<i>548</i>	<i>932</i>	<i>532</i>	<i>1944</i>	<i>377</i>	<i>1251</i>	<i>569</i>	<i>215</i>	<i>345</i>	<i>38</i>
A23D: Exercise vigorously (jogging, swimming, calisthenics, or any other active sports)?																	
1. Never	4.3	2.4	6.2	3.0	9.7	4.0	2.7	6.9	1.7	3.8	7.2	4.6	3.6	2.3	4.0	13.9	
2. Seldom	14.0	9.0	19.2	13.8	15.2	12.2	15.6	15.1	12.3	12.6	19.1	13.5	12.0	15.5	20.5	11.2	
3. Sometimes	24.2	20.6	28.1	24.6	24.1	22.9	23.7	26.1	22.8	24.2	26.6	26.3	20.0	23.7	22.9	33.3	
4. Most days	18.6	16.7	20.2	18.7	15.2	24.2	17.2	17.6	16.8	18.7	17.8	16.7	22.1	19.1	18.0	25.1	
5. Nearly every day	18.5	22.0	15.0	18.3	16.3	16.8	18.3	15.8	25.1	19.7	11.5	18.1	21.0	19.2	18.6	5.5	
6. Every day	20.3	29.2	11.3	21.7	19.5	19.8	22.5	18.6	21.3	21.1	17.7	20.8	21.3	20.1	16.0	11.0	
<i>Item 20770 Subject T02</i>	<i>N</i>	<i>2486</i>	<i>1193</i>	<i>1192</i>	<i>1415</i>	<i>291</i>	<i>466</i>	<i>552</i>	<i>936</i>	<i>533</i>	<i>1953</i>	<i>379</i>	<i>1258</i>	<i>571</i>	<i>215</i>	<i>346</i>	<i>38</i>
A23E: Get at least seven hours of sleep?																	
1. Never	4.7	4.8	4.9	3.4	9.8	5.4	3.6	5.3	4.3	4.7	5.2	3.9	2.7	7.2	8.1	17.8	
2. Seldom	15.3	14.1	16.6	14.2	15.9	15.7	13.7	17.1	13.4	14.1	19.6	14.2	11.9	17.9	21.7	33.0	
3. Sometimes	26.0	24.3	27.8	25.2	27.6	28.0	26.5	24.9	25.7	25.7	26.3	26.5	27.2	24.7	22.6	21.8	
4. Most days	23.6	24.2	22.4	24.8	18.5	24.2	24.8	22.2	24.2	24.8	19.0	23.0	28.1	18.1	22.6	11.4	
5. Nearly every day	17.2	17.6	16.7	18.7	13.9	14.2	19.3	17.3	17.6	17.4	16.1	19.0	14.6	21.8	14.4	4.8	
6. Every day	13.2	15.1	11.6	13.7	14.3	12.5	12.1	13.2	14.8	13.2	13.9	13.4	15.4	10.4	10.5	11.2	
<i>Item 20780 Subject T02</i>	<i>N</i>	<i>2488</i>	<i>1194</i>	<i>1192</i>	<i>1415</i>	<i>291</i>	<i>467</i>	<i>552</i>	<i>936</i>	<i>534</i>	<i>1953</i>	<i>378</i>	<i>1257</i>	<i>572</i>	<i>215</i>	<i>346</i>	<i>38</i>
A23F: Get less sleep than you think you should?																	
1. Never	6.8	6.8	6.7	5.5	12.2	5.7	6.6	7.2	7.1	6.2	9.7	8.1	6.0	3.9	5.2	6.0	
2. Seldom	11.9	12.2	12.1	12.8	8.7	12.1	11.6	11.3	13.2	12.2	11.2	11.8	10.8	18.0	9.8	15.8	
3. Sometimes	27.0	27.1	26.3	26.8	29.0	23.4	25.6	29.2	27.7	27.2	24.8	27.3	31.5	23.7	22.3	14.0	
4. Most days	20.0	19.9	20.7	18.8	19.1	19.6	19.7	19.7	21.0	20.4	17.9	21.0	18.2	19.3	18.7	29.2	
5. Nearly every day	17.8	17.8	17.3	19.5	12.2	16.9	18.9	17.7	17.5	17.8	18.4	17.9	15.7	20.5	20.5	5.5	
6. Every day	16.6	16.3	16.8	16.6	18.8	22.3	17.6	14.9	13.5	16.1	18.0	13.8	17.8	14.7	23.4	29.6	
<i>Item 20790 Subject T02</i>	<i>N</i>	<i>2484</i>	<i>1192</i>	<i>1192</i>	<i>1415</i>	<i>289</i>	<i>466</i>	<i>551</i>	<i>934</i>	<i>533</i>	<i>1952</i>	<i>378</i>	<i>1257</i>	<i>571</i>	<i>215</i>	<i>346</i>	<i>38</i>
A24: These questions are about whether you think women are discriminated against in each of the following areas.																	
To what extent are women discriminated against . . .																	
A24A: In getting a college education?																	
1. Not at all	39.6	48.0	31.8	42.0	32.1	39.1	37.6	40.9	39.5	41.0	36.3	36.8	46.3	39.1	41.0	36.1	
2. Very little	27.7	19.9	35.7	30.3	17.0	29.6	29.7	25.8	27.3	28.6	23.9	28.7	24.7	30.2	31.5	15.5	
3. Some	13.2	10.5	15.1	10.2	23.1	13.7	11.4	12.9	15.0	12.8	13.6	13.2	11.1	15.3	10.0	22.9	
4. A good deal	3.0	2.5	3.2	2.1	4.7	1.6	3.3	3.5	3.0	2.7	3.4	3.6	1.4	4.0	2.3	3.9	
5. A great deal	2.4	2.2	2.5	2.0	7.0	1.9	2.2	3.4	1.3	1.9	4.1	1.7	3.8	2.3	2.8	4.2	
8. Don't know	14.1	16.9	11.7	13.4	16.1	14.1	15.8	13.4	13.8	13.1	18.7	16.0	12.7	9.1	12.4	17.5	
<i>Item 12290 Subject D06</i>	<i>N</i>	<i>2476</i>	<i>1189</i>	<i>1191</i>	<i>1411</i>	<i>291</i>	<i>463</i>	<i>551</i>	<i>930</i>	<i>532</i>	<i>1951</i>	<i>378</i>	<i>1257</i>	<i>570</i>	<i>215</i>	<i>344</i>	<i>37</i>

QUESTIONNAIRE FORM 5 2010	TOTAL	SEX		RACE		REGION				COLLEGE PLANS?		ILLCIT DRUG USE: LIFETIME				
		M	F	White	Black	NE	NC	S	W	Yes	No	None	Mari- juana Only	Few Pills	More Pills	Any Her- oin
<i>N (Weighted No. of Cases):</i>	2529	1203	1197	1421	295	481	555	954	540	1965	380	1264	572	217	346	38
<i>% of Weighted Total:</i>	100.0	47.6	47.3	56.2	11.7	19.0	21.9	37.7	21.3	77.7	15.0	50.0	22.6	8.6	13.7	1.5
A24B: In gaining positions of leadership over men and women?																
1. Not at all	12.0	17.0	7.0	13.5	7.1	14.0	10.6	12.3	11.4	11.7	14.2	10.2	15.8	13.2	12.9	16.2
2. Very little	12.6	15.9	9.4	14.0	7.3	12.2	11.4	12.5	14.3	12.6	11.1	10.9	11.9	17.9	16.0	12.7
3. Some	31.5	29.1	33.6	33.8	27.7	30.9	35.1	29.4	32.2	31.3	31.3	34.4	30.5	29.7	25.2	24.3
4. A good deal	23.3	17.9	29.1	21.5	24.2	23.3	23.2	24.4	21.3	24.9	18.0	22.5	22.0	25.4	26.2	27.8
5. A great deal	10.2	7.1	13.4	8.2	20.1	9.4	9.8	10.6	10.6	10.9	7.6	9.9	11.1	10.6	9.3	11.6
8. Don't know	10.4	13.0	7.4	9.1	13.6	10.2	9.8	10.9	10.3	8.7	17.7	12.1	8.7	3.2	10.3	7.5
<i>Item 12300 Subject D06</i>	<i>N 2475</i>	<i>1190</i>	<i>1191</i>	<i>1411</i>	<i>291</i>	<i>464</i>	<i>550</i>	<i>928</i>	<i>532</i>	<i>1951</i>	<i>378</i>	<i>1256</i>	<i>571</i>	<i>215</i>	<i>344</i>	<i>37</i>
A24C: In obtaining executive positions in business?																
1. Not at all	13.3	18.3	8.2	14.6	9.6	13.6	11.3	15.0	12.1	12.7	16.7	11.8	15.2	13.4	15.3	12.6
2. Very little	15.5	17.6	13.5	16.2	11.0	15.1	15.2	15.5	15.9	15.2	16.6	15.6	15.7	18.6	13.6	11.3
3. Some	29.2	26.5	31.7	29.8	23.9	31.9	31.0	26.3	30.1	29.3	26.4	29.8	29.2	29.0	26.8	33.2
4. A good deal	19.8	15.6	24.1	19.3	22.7	18.6	20.4	20.1	19.7	21.5	14.5	20.3	17.5	20.3	22.0	17.4
5. A great deal	8.2	5.6	10.9	6.0	17.6	8.2	7.5	8.9	7.8	8.7	5.5	8.1	9.1	10.6	5.3	14.7
8. Don't know	14.0	16.4	11.6	14.1	15.2	12.7	14.5	14.1	14.4	12.7	20.3	14.4	13.4	8.2	16.9	10.8
<i>Item 12310 Subject D06</i>	<i>N 2472</i>	<i>1189</i>	<i>1189</i>	<i>1410</i>	<i>291</i>	<i>464</i>	<i>550</i>	<i>928</i>	<i>530</i>	<i>1950</i>	<i>378</i>	<i>1256</i>	<i>569</i>	<i>215</i>	<i>343</i>	<i>37</i>
A24D: In obtaining top jobs in the professions?																
1. Not at all	15.5	21.3	9.7	17.5	8.1	14.9	15.3	16.6	14.0	15.2	18.1	14.5	18.2	14.6	16.2	13.8
2. Very little	18.0	19.9	16.4	18.9	12.4	16.3	15.4	20.0	18.8	17.6	20.4	17.7	18.3	22.4	16.0	27.3
3. Some	26.1	22.7	29.8	26.2	23.1	28.2	27.2	23.5	27.7	26.7	22.1	25.9	25.6	28.6	26.4	12.2
4. A good deal	19.4	14.5	24.0	18.8	21.5	19.2	21.6	18.4	19.1	20.3	14.9	19.1	18.0	21.9	21.0	23.5
5. A great deal	8.8	7.2	10.5	6.5	21.3	7.6	9.0	9.2	8.9	9.4	5.7	9.4	9.6	5.3	7.1	12.4
8. Don't know	12.2	14.3	9.7	12.2	13.6	13.8	11.5	12.4	11.5	10.8	18.7	13.6	10.3	7.2	13.2	10.8
<i>Item 12320 Subject D06</i>	<i>N 2472</i>	<i>1188</i>	<i>1190</i>	<i>1408</i>	<i>291</i>	<i>463</i>	<i>550</i>	<i>929</i>	<i>530</i>	<i>1950</i>	<i>378</i>	<i>1256</i>	<i>569</i>	<i>215</i>	<i>344</i>	<i>37</i>
A24E: In getting skilled labor jobs?																
1. Not at all	13.2	18.2	8.2	14.1	8.1	15.8	13.7	13.7	9.5	12.6	15.3	12.5	14.6	13.0	13.1	21.6
2. Very little	16.7	16.5	17.3	17.2	12.3	14.3	18.7	16.6	16.7	16.8	16.5	18.9	15.1	14.3	14.0	8.5
3. Some	26.5	24.4	28.5	26.1	24.6	27.9	25.6	25.9	27.3	27.1	21.1	25.9	28.2	26.7	25.5	25.4
4. A good deal	17.6	15.0	20.1	17.9	19.6	17.5	16.3	17.2	19.8	17.8	17.2	16.5	16.8	24.6	17.1	24.3
5. A great deal	9.5	8.8	10.3	8.1	18.0	8.5	8.3	10.7	9.3	10.1	7.3	7.8	10.2	12.3	13.0	6.3
8. Don't know	16.5	17.2	15.6	16.7	17.4	15.9	17.5	15.8	17.5	15.5	22.7	18.3	15.0	9.2	17.4	13.9
<i>Item 12330 Subject D06</i>	<i>N 2466</i>	<i>1185</i>	<i>1187</i>	<i>1405</i>	<i>290</i>	<i>459</i>	<i>548</i>	<i>928</i>	<i>531</i>	<i>1945</i>	<i>377</i>	<i>1252</i>	<i>566</i>	<i>215</i>	<i>344</i>	<i>37</i>
A24F: In getting elected to political office?																
1. Not at all	11.3	16.8	5.2	13.6	5.0	10.7	10.9	12.4	10.2	10.8	13.4	10.0	13.8	9.1	12.5	22.8
2. Very little	13.9	17.9	10.7	14.7	10.8	10.9	13.4	14.7	15.5	13.6	13.4	13.2	14.3	19.2	13.7	10.5
3. Some	23.8	22.8	24.7	25.4	19.9	26.5	24.0	22.0	24.5	24.2	21.8	23.9	25.8	20.7	20.8	25.1
4. A good deal	23.3	18.6	28.1	23.6	24.3	26.2	23.6	22.7	21.4	24.3	19.3	24.7	20.2	23.3	23.8	12.9
5. A great deal	15.2	8.8	21.5	11.6	22.3	12.2	14.9	16.6	15.6	16.2	11.5	14.1	15.4	20.8	15.7	14.8
8. Don't know	12.6	15.1	9.8	11.1	17.6	13.6	13.2	11.6	12.8	10.9	20.5	13.9	10.5	6.9	13.4	13.9
<i>Item 12340 Subject D06, H02</i>	<i>N 2467</i>	<i>1185</i>	<i>1190</i>	<i>1407</i>	<i>290</i>	<i>460</i>	<i>550</i>	<i>926</i>	<i>531</i>	<i>1946</i>	<i>378</i>	<i>1254</i>	<i>566</i>	<i>215</i>	<i>343</i>	<i>37</i>
A24G: In getting equal pay for equal work?																
1. Not at all	21.3	27.9	14.8	23.7	12.8	20.4	22.1	22.3	19.3	21.2	23.2	18.7	25.7	17.5	26.4	28.4
2. Very little	16.9	16.7	17.1	17.5	15.4	16.2	14.4	17.6	18.8	17.1	15.8	17.2	16.6	19.1	15.2	11.1
3. Some	21.9	20.2	23.0	21.7	20.6	25.3	21.8	21.1	20.6	22.4	18.5	22.4	20.7	27.2	17.3	24.4
4. A good deal	14.5	11.3	18.2	14.8	15.5	13.1	14.7	14.6	15.3	14.7	13.9	15.4	13.7	16.9	12.5	10.9
5. A great deal	11.7	8.4	15.2	9.4	20.2	10.1	12.6	11.2	12.9	12.2	8.4	11.5	10.9	10.3	14.1	13.6
8. Don't know	13.7	15.6	11.6	12.9	15.5	14.9	14.4	13.2	13.1	12.4	20.2	14.7	12.4	9.0	14.6	11.5
<i>Item 12350 Subject D06</i>	<i>N 2473</i>	<i>1189</i>	<i>1191</i>	<i>1410</i>	<i>290</i>	<i>463</i>	<i>550</i>	<i>928</i>	<i>532</i>	<i>1950</i>	<i>378</i>	<i>1255</i>	<i>571</i>	<i>215</i>	<i>344</i>	<i>37</i>
A25: The next questions ask for your opinions on the effects of using certain drugs and other substances. First, how much do you think people risk harming themselves (physically or in other ways), if they . . .																

DESCRIPTIVE RESULTS: 2010

203

QUESTIONNAIRE FORM 5 2010	TOTAL	SEX		RACE		REGION				COLLEGE PLANS?		ILLICIT DRUG USE: LIFETIME					
		M	F	White	Black	NE	NC	S	W	Yes	No	None	Mari- juana Only	Few Pills	More Pills	Any Her- oin	
<i>N (Weighted No. of Cases):</i>	2529	1203	1197	1421	295	481	555	954	540	1965	380	1264	572	217	346	38	
<i>% of Weighted Total:</i>	100.0	47.6	47.3	56.2	11.7	19.0	21.9	37.7	21.3	77.7	15.0	50.0	22.6	8.6	13.7	1.5	
A25A: Smoke one or more packs of cigarettes per day																	
1. No risk	4.3	5.2	2.7	3.3	8.4	2.9	3.6	6.6	2.4	2.7	10.9	3.5	4.2	2.2	3.3	30.1	
2. Slight risk	3.1	4.0	2.2	4.0	2.3	2.8	3.8	3.7	1.4	2.6	5.6	2.3	2.6	3.8	6.0	3.4	
3. Moderate risk	15.3	17.2	13.2	16.9	13.0	16.3	15.9	14.8	14.7	14.4	19.9	13.8	16.1	17.6	18.3	18.9	
4. Great risk	75.0	71.0	80.4	74.6	70.4	76.6	73.9	72.2	79.5	78.6	60.6	77.4	76.0	75.3	71.8	45.0	
5. Can't say, drug unfamiliar	2.3	2.6	1.6	1.2	5.8	1.4	2.7	2.8	1.9	1.7	3.0	3.0	1.1	1.1	0.6	2.6	
<i>Item 12360 Subject A14a</i>	<i>N</i>	<i>2465</i>	<i>1179</i>	<i>1186</i>	<i>1402</i>	<i>288</i>	<i>463</i>	<i>547</i>	<i>931</i>	<i>524</i>	<i>1936</i>	<i>375</i>	<i>1248</i>	<i>565</i>	<i>215</i>	<i>343</i>	<i>37</i>
A25B: Try marijuana (pot, weed) once or twice																	
1. No risk	37.4	42.8	31.8	38.9	31.5	46.7	33.3	36.0	36.0	36.5	41.4	19.1	52.8	47.8	67.5	68.9	
2. Slight risk	28.3	25.5	31.4	29.4	28.9	25.4	32.6	27.5	27.9	28.7	27.3	29.9	29.0	32.6	20.6	11.3	
3. Moderate risk	13.9	12.1	15.6	14.5	8.3	10.8	14.7	14.0	15.8	14.4	11.0	19.9	9.8	8.4	4.2	1.7	
4. Great risk	17.1	15.0	19.2	15.4	24.4	14.9	15.8	18.6	17.5	17.5	15.5	25.7	7.5	10.5	6.7	15.4	
5. Can't say, drug unfamiliar	3.3	4.6	2.0	1.8	7.0	2.2	3.7	3.8	2.8	2.8	4.7	5.4	0.8	0.6	1.0	2.6	
<i>Item 12370 Subject A14a</i>	<i>N</i>	<i>2457</i>	<i>1178</i>	<i>1187</i>	<i>1403</i>	<i>287</i>	<i>461</i>	<i>548</i>	<i>925</i>	<i>524</i>	<i>1936</i>	<i>375</i>	<i>1243</i>	<i>567</i>	<i>215</i>	<i>344</i>	<i>37</i>
A25C: Smoke marijuana occasionally																	
1. No risk	21.5	27.1	15.4	22.0	21.8	23.0	17.3	23.1	21.8	19.7	29.7	8.4	27.1	30.6	47.9	65.8	
2. Slight risk	24.6	23.3	26.1	26.7	19.9	33.8	26.5	20.8	21.3	25.8	18.7	18.8	34.5	30.7	26.6	11.9	
3. Moderate risk	25.9	22.5	29.6	26.5	25.5	21.6	30.7	24.0	28.1	26.4	24.4	30.6	24.9	20.5	16.3	4.3	
4. Great risk	24.5	22.2	26.9	22.8	25.7	19.1	21.4	28.1	26.1	25.3	21.5	36.5	12.5	17.6	8.2	15.4	
5. Can't say, drug unfamiliar	3.5	4.9	2.0	2.0	7.2	2.5	4.1	4.1	2.8	2.9	5.7	5.7	1.1	0.6	1.0	2.6	
<i>Item 12380 Subject A14a</i>	<i>N</i>	<i>2455</i>	<i>1178</i>	<i>1187</i>	<i>1404</i>	<i>288</i>	<i>460</i>	<i>547</i>	<i>921</i>	<i>527</i>	<i>1937</i>	<i>375</i>	<i>1245</i>	<i>567</i>	<i>215</i>	<i>343</i>	<i>37</i>
A25D: Smoke marijuana regularly																	
1. No risk	12.9	16.5	8.1	12.2	17.8	13.3	10.4	15.3	10.7	10.5	20.5	5.2	14.5	16.1	28.8	48.8	
2. Slight risk	15.1	17.5	13.1	16.3	13.2	18.8	14.3	12.6	17.0	15.0	15.8	7.2	23.0	23.0	24.9	27.2	
3. Moderate risk	21.7	20.3	23.1	22.7	17.5	27.3	23.1	19.6	19.2	22.7	17.9	17.8	27.1	30.0	22.6	6.9	
4. Great risk	46.8	40.8	53.7	46.8	44.4	38.1	48.2	48.4	50.3	48.8	40.1	64.1	34.3	30.2	22.5	14.5	
5. Can't say, drug unfamiliar	3.5	5.0	2.0	2.1	7.1	2.5	4.0	4.0	2.9	2.9	5.7	5.7	1.0	0.6	1.2	2.6	
<i>Item 12390 Subject A14a</i>	<i>N</i>	<i>2460</i>	<i>1183</i>	<i>1187</i>	<i>1406</i>	<i>290</i>	<i>462</i>	<i>548</i>	<i>922</i>	<i>528</i>	<i>1942</i>	<i>375</i>	<i>1248</i>	<i>568</i>	<i>215</i>	<i>345</i>	<i>37</i>
A25E: Try LSD once or twice																	
1. No risk	7.7	9.7	5.1	7.8	9.1	9.1	7.1	8.4	5.7	6.3	13.4	4.7	7.9	7.3	13.5	26.1	
2. Slight risk	15.0	16.1	14.2	17.0	9.6	19.1	17.6	13.1	12.1	15.4	14.0	11.5	16.7	20.3	21.7	24.3	
3. Moderate risk	22.6	23.5	21.5	24.4	12.7	25.0	23.3	18.9	26.4	23.4	19.8	20.2	23.8	25.3	28.0	26.4	
4. Great risk	35.6	33.2	38.5	37.9	36.0	34.1	33.7	37.5	35.3	36.4	32.7	39.8	34.7	32.9	27.4	20.6	
5. Can't say, drug unfamiliar	19.1	17.5	20.8	13.0	32.5	12.7	18.2	22.0	20.6	18.5	20.1	23.7	17.0	14.2	9.4	2.6	
<i>Item 12400 Subject A14a</i>	<i>N</i>	<i>2456</i>	<i>1182</i>	<i>1187</i>	<i>1403</i>	<i>289</i>	<i>462</i>	<i>548</i>	<i>919</i>	<i>527</i>	<i>1940</i>	<i>375</i>	<i>1244</i>	<i>569</i>	<i>215</i>	<i>344</i>	<i>37</i>
A25F: Take LSD regularly																	
1. No risk	4.5	5.7	2.8	3.5	8.1	3.5	3.9	6.7	2.4	2.8	10.4	3.5	4.7	2.8	6.2	9.8	
2. Slight risk	2.7	3.5	1.9	3.6	0.8	5.0	2.7	1.5	2.8	2.4	4.0	1.5	2.4	3.9	3.9	23.5	
3. Moderate risk	8.5	10.1	6.2	9.3	7.7	10.1	10.0	7.4	7.4	8.5	9.1	5.8	7.4	12.9	16.3	18.1	
4. Great risk	65.3	63.4	68.6	70.7	50.7	68.9	65.2	62.4	67.4	68.0	56.4	65.8	68.8	66.2	64.2	46.1	
5. Can't say, drug unfamiliar	19.0	17.4	20.5	12.9	32.6	12.5	18.2	22.0	20.1	18.3	20.1	23.5	16.7	14.2	9.4	2.6	
<i>Item 12410 Subject A14a</i>	<i>N</i>	<i>2455</i>	<i>1180</i>	<i>1187</i>	<i>1403</i>	<i>288</i>	<i>462</i>	<i>547</i>	<i>918</i>	<i>527</i>	<i>1939</i>	<i>375</i>	<i>1245</i>	<i>568</i>	<i>215</i>	<i>344</i>	<i>37</i>
A25G: Try heroin once or twice																	
1. No risk	6.1	7.3	4.1	5.7	8.9	6.1	6.2	7.4	3.7	4.4	12.5	4.8	5.8	3.4	6.8	26.2	
2. Slight risk	9.6	8.7	10.6	8.3	8.4	9.3	10.7	9.0	9.5	9.6	9.6	11.1	6.8	7.8	9.2	19.1	
3. Moderate risk	19.7	18.3	20.9	20.9	12.9	21.7	19.8	18.1	20.8	20.3	15.8	20.7	18.1	19.8	17.4	29.3	
4. Great risk	58.3	58.1	59.4	60.9	60.0	58.8	58.0	57.6	59.1	60.3	52.3	55.6	63.7	63.8	63.5	22.8	
5. Can't say, drug unfamiliar	6.3	7.6	5.0	4.2	9.9	4.0	5.3	7.9	6.8	5.4	9.8	7.9	5.6	5.2	3.1	2.6	
<i>Item 12420 Subject A14a</i>	<i>N</i>	<i>2457</i>	<i>1182</i>	<i>1188</i>	<i>1404</i>	<i>290</i>	<i>461</i>	<i>547</i>	<i>921</i>	<i>527</i>	<i>1941</i>	<i>375</i>	<i>1246</i>	<i>569</i>	<i>215</i>	<i>344</i>	<i>37</i>
A25H: Take heroin occasionally																	
1. No risk	4.7	5.8	2.9	3.9	8.7	4.1	4.1	6.6	2.4	3.1	10.8	3.8	5.3	2.8	4.0	17.1	
2. Slight risk	2.1	2.1	2.1	2.1	2.8	2.0	1.8	2.1	2.3	2.0	2.8	1.9	1.2	1.1	2.8	13.6	
3. Moderate risk	12.5	10.9	14.0	12.8	10.5	11.9	15.1	10.6	13.7	12.2	10.7	14.5	9.0	9.0	10.4	26.6	
4. Great risk	74.8	74.3	76.3	77.3	67.9	78.5	73.7	73.5	75.0	77.6	66.6	72.3	79.5	82.4	79.7	38.9	
5. Can't say, drug unfamiliar	5.9	7.0	4.8	3.9	10.0	3.5	5.3	7.1	6.7	5.0	9.1	7.5	5.0	4.6	3.1	3.8	
<i>Item 12430 Subject A14a</i>	<i>N</i>	<i>2455</i>	<i>1180</i>	<i>1188</i>	<i>1404</i>	<i>289</i>	<i>461</i>	<i>547</i>	<i>919</i>	<i>527</i>	<i>1941</i>	<i>375</i>	<i>1246</i>	<i>568</i>	<i>215</i>	<i>344</i>	<i>37</i>

QUESTIONNAIRE FORM 5 2010	TOTAL	SEX		RACE		REGION				COLLEGE PLANS?		ILLICIT DRUG USE: LIFETIME				
		M	F	White	Black	NE	NC	S	W	Yes	No	None	Mari- juana Only	Few Pills	More Pills	Any Her- oin
<i>N (Weighted No. of Cases):</i>	2529	1203	1197	1421	295	481	555	954	540	1965	380	1264	572	217	346	38
<i>% of Weighted Total:</i>	100.0	47.6	47.3	56.2	11.7	19.0	21.9	37.7	21.3	77.7	15.0	50.0	22.6	8.6	13.7	1.5
A25I: Take heroin regularly																
1. No risk	4.6	5.6	2.9	4.0	8.6	4.3	3.8	6.6	2.2	3.1	10.7	3.7	5.1	2.2	4.2	17.1
2. Slight risk	0.9	0.8	1.0	0.6	2.6	0.5	0.6	1.3	1.0	0.8	1.8	0.9	0.5	0.9	0.7	8.8
3. Moderate risk	2.9	3.0	2.5	2.6	2.8	2.2	5.3	2.5	1.9	2.6	3.5	3.1	1.5	3.0	2.9	11.2
4. Great risk	85.5	83.4	89.0	88.9	76.0	89.6	84.9	82.3	88.3	88.5	74.9	84.7	88.0	89.3	89.1	59.2
5. Can't say, drug unfamiliar	6.0	7.1	4.7	3.9	10.0	3.4	5.3	7.3	6.7	5.0	9.1	7.6	4.8	4.6	3.1	3.8
<i>Item 12440 Subject A14a</i>	<i>N</i> 2448	1180	1182	1402	289	461	548	915	525	1935	373	1243	565	215	343	37
A25J: Try sedatives/barbiturates (downers) once or twice																
1. No risk	8.5	10.5	6.2	8.9	9.2	6.5	8.2	10.6	7.1	7.2	13.5	5.8	7.1	7.7	15.5	36.9
2. Slight risk	20.3	21.2	19.6	24.0	13.9	25.4	21.2	18.6	18.0	20.8	18.3	17.1	14.4	27.7	37.0	36.0
3. Moderate risk	22.9	23.1	22.6	23.8	18.7	22.6	26.6	20.2	23.9	24.3	17.7	22.3	24.4	23.8	23.7	10.2
4. Great risk	28.0	25.4	30.4	28.1	29.2	26.4	26.6	30.3	26.7	28.5	26.1	32.2	30.4	24.7	13.7	13.1
5. Can't say, drug unfamiliar	20.3	19.8	21.2	15.3	29.0	19.1	17.3	20.3	24.3	19.2	24.5	22.6	23.7	16.1	10.1	3.8
<i>Item 12455 Subject A14a</i>	<i>N</i> 2441	1175	1184	1399	289	458	548	910	525	1930	373	1243	564	215	339	37
A25K: Take sedatives/barbiturates regularly																
1. No risk	4.8	6.0	3.0	4.3	8.4	3.5	4.4	7.1	2.6	3.5	9.6	3.8	5.4	3.9	4.9	16.0
2. Slight risk	3.8	4.0	3.5	4.5	0.9	4.0	4.6	3.6	3.1	3.0	7.0	2.0	1.3	3.4	9.4	44.6
3. Moderate risk	18.9	21.3	16.1	21.6	15.4	20.6	21.6	17.5	16.8	19.1	16.6	13.9	15.5	30.5	37.1	11.2
4. Great risk	52.1	48.7	56.2	54.3	46.2	53.6	52.1	51.3	52.2	54.9	43.1	57.5	54.7	46.4	37.5	23.2
5. Can't say, drug unfamiliar	20.4	19.9	21.2	15.3	29.2	18.4	17.3	20.5	25.2	19.5	23.7	22.9	23.1	15.8	11.1	5.0
<i>Item 12465 Subject A14a</i>	<i>N</i> 2445	1179	1182	1399	287	461	546	912	526	1932	375	1243	567	211	343	37
A25L: Try amphetamines (uppers, pep pills, bennies, speed) once or twice																
1. No risk	8.0	9.7	5.9	8.6	9.2	6.8	8.2	9.0	7.2	6.9	12.5	6.3	8.0	6.1	11.5	27.4
2. Slight risk	15.4	15.9	15.0	17.3	9.6	19.1	17.4	14.3	12.1	15.9	13.0	12.3	11.5	19.3	29.6	35.3
3. Moderate risk	22.8	22.4	23.2	24.1	17.3	26.4	24.6	21.4	20.0	23.3	19.8	21.8	22.3	26.7	25.1	19.6
4. Great risk	40.6	38.9	42.7	40.9	45.0	36.3	37.6	42.3	44.5	41.6	37.8	43.2	45.2	39.5	29.2	12.9
5. Can't say, drug unfamiliar	13.2	13.1	13.2	9.2	18.9	11.4	12.2	12.9	16.2	12.2	16.8	16.5	13.1	8.3	4.6	4.8
<i>Item 12470 Subject A14a</i>	<i>N</i> 2443	1177	1182	1400	289	461	548	908	526	1933	372	1237	569	215	341	37
A25M: Take amphetamines regularly																
1. No risk	5.0	6.1	3.4	4.6	8.3	4.0	5.2	6.7	2.7	3.5	10.9	4.0	5.4	3.1	5.6	16.0
2. Slight risk	2.3	3.0	1.4	2.7	1.1	2.3	2.1	2.4	2.4	2.1	3.7	1.0	2.0	2.1	5.0	24.4
3. Moderate risk	14.5	15.3	13.8	16.1	12.7	17.7	17.3	12.9	11.8	14.5	12.6	11.3	12.9	23.0	23.2	22.5
4. Great risk	63.6	62.0	66.0	66.2	57.5	64.8	62.2	62.8	65.5	66.3	55.1	65.9	65.8	61.3	59.5	31.1
5. Can't say, drug unfamiliar	14.5	13.6	15.4	10.4	20.5	11.3	13.2	15.1	17.7	13.6	17.7	17.8	13.9	10.5	6.7	6.0
<i>Item 12480 Subject A14a</i>	<i>N</i> 2447	1177	1187	1400	289	459	548	915	526	1936	374	1244	567	215	343	37
A25N: Try cocaine once or twice																
1. No risk	7.3	8.8	5.2	7.7	9.1	7.5	7.5	7.7	6.3	6.0	12.4	5.0	6.3	4.3	12.7	40.1
2. Slight risk	12.4	13.9	10.9	12.5	8.6	13.3	11.4	12.4	12.7	12.3	12.7	11.6	8.9	14.8	19.7	17.6
3. Moderate risk	22.5	19.5	25.8	24.1	15.5	27.4	26.5	18.4	21.3	23.3	18.9	20.4	24.6	28.7	23.1	24.4
4. Great risk	52.8	50.8	55.2	52.2	58.8	48.7	49.0	56.1	54.4	54.7	46.9	57.1	55.7	48.2	41.9	15.3
5. Can't say, drug unfamiliar	5.0	7.0	2.9	3.6	8.1	3.2	5.6	5.4	5.4	3.7	9.1	6.0	4.5	4.0	2.6	2.6
<i>Item 12490 Subject A14a</i>	<i>N</i> 2445	1180	1181	1398	289	461	545	917	522	1932	375	1242	564	215	344	37
A25O: Take cocaine regularly																
1. No risk	4.5	5.5	2.9	3.6	8.5	3.1	4.2	6.5	2.6	2.9	10.9	3.6	4.5	3.3	4.0	22.9
2. Slight risk	2.0	1.8	2.2	1.9	3.5	1.7	2.3	2.0	1.9	1.9	2.7	1.8	2.0	0.3	2.6	16.0
3. Moderate risk	6.7	8.6	4.7	7.4	3.8	8.1	6.7	5.6	7.5	6.8	5.7	5.4	3.3	11.3	11.9	17.3
4. Great risk	81.7	77.0	87.4	83.5	76.5	83.8	81.4	80.4	82.7	84.7	71.3	83.1	85.9	81.1	79.0	38.5
5. Can't say, drug unfamiliar	5.0	7.2	2.8	3.6	7.7	3.4	5.4	5.5	5.3	3.7	9.4	6.1	4.4	4.0	2.6	5.3
<i>Item 12500 Subject A14a</i>	<i>N</i> 2440	1168	1188	1394	287	456	546	911	526	1932	370	1239	564	215	343	36
A25P: Try one or two drinks of an alcoholic beverage (beer, wine, liquor)																
1. No risk	43.0	49.7	37.3	47.6	28.1	52.2	47.0	38.6	38.4	43.3	44.2	32.0	49.6	49.4	65.3	63.8
2. Slight risk	34.4	29.9	38.6	33.0	37.5	29.5	31.1	37.6	36.5	35.1	29.5	39.6	31.6	32.8	23.6	16.6
3. Moderate risk	9.5	7.2	11.8	8.4	11.3	6.4	10.2	9.7	11.4	9.6	9.3	11.5	8.4	10.1	4.1	10.4
4. Great risk	10.8	10.5	10.6	9.4	17.6	11.0	8.9	11.3	11.6	10.4	12.4	13.5	9.4	7.6	5.6	6.6
5. Can't say, drug unfamiliar	2.3	2.7	1.8	1.5	5.5	1.0	2.8	2.8	2.0	1.6	4.6	3.3	1.1	0.1	1.3	2.6
<i>Item 12510 Subject A14a</i>	<i>N</i> 2451	1180	1186	1401	289	461	546	915	528	1939	374	1245	568	212	345	37

DESCRIPTIVE RESULTS: 2010

205

QUESTIONNAIRE FORM 5 2010	TOTAL	SEX		RACE		REGION				COLLEGE PLANS?		ILLICIT DRUG USE: LIFETIME				
		M	F	White	Black	NE	NC	S	W	Yes	No	None	Mari- juana Only	Few Pills	More Pills	Any Her- oin
<i>N (Weighted No. of Cases):</i>	2529	1203	1197	1421	295	481	555	954	540	1965	380	1264	572	217	346	38
<i>% of Weighted Total:</i>	100.0	47.6	47.3	56.2	11.7	19.0	21.9	37.7	21.3	77.7	15.0	50.0	22.6	8.6	13.7	1.5
A25Q: Take one or two drinks nearly every day																
1. No risk	12.4	17.5	7.2	13.9	10.5	15.6	12.9	12.7	8.4	10.8	19.6	7.4	14.4	13.5	21.0	33.0
2. Slight risk	25.2	29.5	21.6	28.1	21.5	22.9	25.0	26.9	24.5	25.3	25.4	20.5	25.8	36.9	34.9	28.2
3. Moderate risk	34.5	29.0	39.4	33.2	30.7	35.3	35.7	32.3	36.5	36.1	27.8	36.6	36.5	33.4	26.7	18.0
4. Great risk	25.4	21.1	29.9	23.2	31.2	25.0	23.3	25.1	28.6	26.1	22.4	31.9	22.1	16.1	15.8	18.2
5. Can't say, drug unfamiliar	2.5	3.0	1.8	1.6	6.0	1.2	3.1	3.0	2.0	1.7	4.9	3.5	1.3	0.1	1.6	2.6
<i>Item 12520 Subject A14a</i>	<i>N</i> 2456	1183	1188	1406	289	461	548	918	528	1943	375	1247	569	215	345	37
A25R: Take four or five drinks nearly every day																
1. No risk	6.2	8.8	3.0	6.1	9.2	5.7	6.6	7.4	4.0	4.3	14.6	4.3	7.1	4.5	8.3	24.3
2. Slight risk	7.0	10.2	4.2	8.5	2.7	6.7	5.9	8.6	5.4	6.4	8.6	4.7	6.8	8.6	12.7	19.1
3. Moderate risk	23.2	27.2	19.3	24.4	22.0	25.2	23.8	23.3	20.4	22.9	24.6	18.4	25.4	30.7	31.8	32.9
4. Great risk	61.1	50.8	71.6	59.4	59.8	60.9	60.2	57.8	68.1	64.5	47.5	69.1	59.3	56.1	45.7	21.0
5. Can't say, drug unfamiliar	2.5	3.0	1.9	1.7	6.3	1.4	3.4	2.9	2.0	1.8	4.7	3.6	1.4	0.1	1.5	2.7
<i>Item 12530 Subject A14a</i>	<i>N</i> 2448	1177	1188	1403	287	460	548	918	523	1938	372	1245	568	213	343	36
A25S: Have five or more drinks once or twice each weekend																
1. No risk	9.8	14.1	5.2	10.3	9.9	11.0	10.7	9.6	8.2	8.0	18.5	5.2	11.8	9.9	19.0	31.7
2. Slight risk	14.2	17.2	11.3	17.0	9.4	15.0	13.3	16.4	10.7	13.9	15.5	8.8	16.9	20.6	25.8	14.8
3. Moderate risk	26.9	27.9	26.3	28.7	23.2	28.4	30.0	26.2	23.7	27.9	21.8	26.5	28.4	32.0	24.5	13.4
4. Great risk	46.3	38.0	55.0	42.3	51.3	44.1	42.6	44.7	55.0	48.0	39.1	55.7	41.0	37.4	29.4	37.6
5. Can't say, drug unfamiliar	2.7	2.9	2.3	1.7	6.2	1.4	3.4	3.1	2.4	2.1	5.0	3.8	1.9	0.1	1.3	2.6
<i>Item 12540 Subject A14a</i>	<i>N</i> 2446	1179	1183	1397	288	458	547	913	528	1934	374	1244	565	215	342	37
A25T: Take cocaine occasionally																
1. No risk	5.1	6.8	3.0	4.4	8.3	4.6	4.8	7.1	2.4	3.4	11.7	3.9	5.0	2.8	6.4	24.2
2. Slight risk	4.4	3.9	4.3	4.8	5.1	4.6	5.1	4.4	3.4	4.2	4.9	3.5	2.7	2.5	8.8	27.0
3. Moderate risk	17.3	17.3	17.7	20.4	8.8	19.6	18.9	15.5	17.0	17.9	15.7	16.7	13.8	22.1	23.1	6.6
4. Great risk	67.8	64.8	71.6	66.2	69.0	68.0	65.1	67.7	70.5	70.2	58.9	69.5	73.5	68.9	59.0	39.6
5. Can't say, drug unfamiliar	5.4	7.2	3.4	4.1	8.8	3.2	6.0	5.3	6.8	4.3	8.8	6.4	5.0	3.8	2.8	2.6
<i>Item 12495 Subject A14a</i>	<i>N</i> 2450	1179	1186	1402	289	461	545	919	524	1940	371	1247	566	215	343	37
A25U: Use smokeless tobacco regularly (chewing tobacco, plug, dipping tobacco, snuff)																
1. No risk	7.3	9.0	5.1	6.7	12.8	6.0	8.9	8.6	4.4	5.2	15.2	4.9	8.4	4.9	9.8	28.1
2. Slight risk	17.4	20.8	14.0	19.9	12.2	16.4	22.3	18.2	11.6	17.7	16.7	15.8	16.8	23.3	22.6	6.9
3. Moderate risk	28.9	28.3	29.5	33.2	19.1	31.7	28.5	27.1	29.9	29.4	26.6	24.3	31.6	35.3	38.0	27.0
4. Great risk	41.2	36.9	46.2	37.2	48.1	41.3	34.9	40.9	48.4	43.0	36.2	48.1	39.3	34.9	26.0	35.4
5. Can't say, drug unfamiliar	5.2	5.0	5.1	3.0	7.8	4.6	5.3	5.3	5.7	4.8	5.4	6.9	4.0	1.6	3.6	2.6
<i>Item 12365 Subject A14a</i>	<i>N</i> 2449	1179	1186	1402	289	461	546	917	526	1939	373	1243	568	215	344	37
This section asks for your views and feelings about a number of different things.																
D01: Do you agree or disagree with each of the following?																
D01A: I take a positive attitude toward myself																
1. Disagree	2.6	2.9	1.9	2.6	2.4	3.0	2.7	3.1	1.3	1.9	6.1	2.2	0.7	1.2	5.2	19.3
2. Mostly disagree	5.7	4.4	7.0	6.9	2.6	5.2	6.3	6.1	4.7	5.0	8.7	4.2	4.9	11.1	9.2	5.8
3. Neither	8.7	9.0	8.7	8.5	6.5	7.1	11.2	8.5	7.7	8.4	10.5	9.6	5.7	9.6	8.2	12.8
4. Mostly agree	43.6	41.5	46.0	47.3	30.1	45.4	44.5	41.1	45.5	43.9	42.1	42.5	48.3	42.6	44.4	27.5
5. Agree	39.4	42.2	36.4	34.7	58.4	39.4	35.4	41.2	40.8	40.8	32.6	41.5	40.4	35.6	33.0	34.6
<i>Item 12550 Subject Q01</i>	<i>N</i> 2299	1117	1132	1361	272	406	538	856	499	1896	361	1183	515	208	324	32
D01B: Good luck is more important than hard work for success																
1. Disagree	36.5	31.0	41.6	36.3	40.0	29.4	32.1	40.7	39.6	37.4	31.5	39.5	34.0	35.4	30.5	33.7
2. Mostly disagree	32.8	34.9	31.3	34.4	22.7	37.0	35.3	31.0	30.1	33.5	30.4	32.6	36.0	33.2	32.0	6.0
3. Neither	20.1	21.5	18.7	19.4	23.6	21.1	23.8	17.1	20.5	19.8	21.4	19.1	17.6	19.4	26.4	40.3
4. Mostly agree	7.0	8.4	5.4	6.9	6.3	8.3	5.9	7.3	6.6	6.4	10.7	5.4	9.0	8.8	7.1	15.8
5. Agree	3.6	4.3	2.9	3.0	7.4	4.3	2.9	4.0	3.2	2.9	6.0	3.4	3.4	3.2	4.0	4.3
<i>Item 12560 Subject Q02</i>	<i>N</i> 2294	1116	1129	1361	270	403	537	855	499	1891	361	1179	514	208	324	32

QUESTIONNAIRE FORM 5 2010	TOTAL	SEX		RACE		REGION				COLLEGE PLANS?		ILLICIT DRUG USE: LIFETIME				
		M	F	White	Black	NE	NC	S	W	Yes	No	None	Mari- juana Only	Few Pills	More Pills	Any Her- oin
<i>N (Weighted No. of Cases):</i>	2529	1203	1197	1421	295	481	555	954	540	1965	380	1264	572	217	346	38
<i>% of Weighted Total:</i>	100.0	47.6	47.3	56.2	11.7	19.0	21.9	37.7	21.3	77.7	15.0	50.0	22.6	8.6	13.7	1.5
D01C: I feel I am a person of worth, on an equal plane with others																
1. Disagree	2.4	2.8	1.8	2.2	2.5	2.6	2.0	3.3	1.2	1.9	5.2	1.8	1.6	2.1	4.3	6.6
2. Mostly disagree	5.2	5.5	4.9	5.6	3.7	4.9	5.2	5.5	4.9	4.4	8.5	4.2	4.8	8.7	6.7	9.5
3. Neither	13.4	12.8	13.8	13.0	12.6	13.9	15.7	11.9	13.0	11.6	22.0	12.3	13.2	10.5	15.9	30.1
4. Mostly agree	38.8	39.4	39.0	40.5	29.1	38.4	43.6	36.4	38.2	39.8	34.7	38.8	38.0	41.2	41.9	29.5
5. Agree	40.2	39.6	40.5	38.8	52.0	40.1	33.5	43.0	42.6	42.3	29.6	42.9	42.4	37.4	31.2	24.3
<i>Item 12570 Subject Q01</i>	<i>N</i> 2288	1112	1127	1358	270	401	535	853	499	1887	360	1177	514	207	323	32
D01D: I am able to do things as well as most other people																
1. Disagree	1.4	1.7	0.7	1.5	0.9	0.3	1.5	2.3	0.5	0.7	4.7	1.1	1.0	0.4	1.6	8.1
2. Mostly disagree	3.2	3.1	3.3	3.5	2.6	3.1	2.6	3.6	3.4	2.6	6.0	2.7	2.4	5.6	4.3	7.4
3. Neither	9.1	9.7	8.5	9.2	10.9	8.6	11.1	8.2	8.8	7.8	15.6	8.7	6.5	7.6	12.7	25.0
4. Mostly agree	39.8	36.6	43.0	41.1	28.2	42.9	43.5	35.2	41.2	40.5	36.1	38.8	41.4	40.9	42.5	31.8
5. Agree	46.5	48.9	44.4	44.7	57.4	45.1	41.3	50.7	46.2	48.4	37.6	48.7	48.6	45.5	38.8	27.7
<i>Item 12580 Subject Q01</i>	<i>N</i> 2283	1110	1126	1357	270	400	535	851	497	1881	361	1174	513	207	321	32
D01E: Every time I try to get ahead, something or somebody stops me																
1. Disagree	17.6	14.7	20.1	16.1	21.5	19.0	14.1	19.8	16.7	18.2	14.5	20.1	16.6	13.3	12.0	5.8
2. Mostly disagree	29.5	31.0	28.7	32.8	23.4	30.9	31.7	25.6	32.6	31.5	19.3	30.9	29.7	30.6	28.1	8.9
3. Neither	26.9	28.1	25.7	27.7	22.5	25.0	30.7	27.0	24.4	27.2	26.2	27.0	27.0	26.8	24.9	41.7
4. Mostly agree	18.6	18.5	18.4	17.4	20.8	16.8	16.9	20.7	18.1	17.0	26.4	16.1	17.5	24.4	24.4	25.5
5. Agree	7.4	7.7	7.1	6.0	11.8	8.3	6.6	7.0	8.3	6.2	13.7	5.9	9.2	4.8	10.6	18.1
<i>Item 12590 Subject Q02</i>	<i>N</i> 2287	1110	1127	1358	271	402	536	851	497	1886	361	1176	513	207	324	32
D01F: Planning only makes a person unhappy since plans hardly ever work out anyway																
1. Disagree	24.1	19.5	28.3	24.0	28.7	22.7	20.8	25.4	26.4	25.7	16.2	27.0	23.7	19.8	16.2	22.1
2. Mostly disagree	29.4	31.5	27.2	32.1	20.2	32.0	31.1	25.8	31.9	30.5	23.0	30.2	30.4	30.1	28.3	11.0
3. Neither	23.9	26.5	21.6	23.8	27.7	24.1	25.7	25.0	20.1	23.3	26.4	25.1	20.9	25.8	21.5	31.6
4. Mostly agree	14.3	14.3	14.6	12.4	12.8	13.9	14.7	14.6	13.7	13.5	19.7	11.8	16.9	13.7	19.0	20.7
5. Agree	8.3	8.3	8.3	7.8	10.6	7.4	7.7	9.2	7.9	7.0	14.7	5.9	8.1	10.6	15.0	14.6
<i>Item 12600 Subject Q02</i>	<i>N</i> 2274	1103	1125	1354	268	393	536	850	496	1875	359	1173	508	205	321	31
D01G: People who accept their condition in life are happier than those who try to change things																
1. Disagree	15.3	16.3	13.5	15.5	18.8	13.9	14.7	14.9	17.8	16.2	11.0	15.9	16.0	15.1	13.2	10.0
2. Mostly disagree	17.6	18.8	16.8	20.0	13.3	15.8	20.0	16.1	18.8	18.4	14.3	18.3	16.9	19.4	16.9	8.8
3. Neither	27.6	28.5	26.7	26.9	27.9	28.8	26.9	27.7	27.1	27.5	28.7	28.4	25.5	24.7	27.2	47.8
4. Mostly agree	23.2	21.1	25.6	23.2	18.9	24.0	24.3	22.8	22.0	22.1	28.8	20.8	26.4	24.4	26.7	15.8
5. Agree	16.3	15.3	17.5	14.4	21.1	17.6	14.0	18.4	14.2	15.9	17.2	16.7	15.1	16.4	16.0	17.5
<i>Item 12610 Subject Q02</i>	<i>N</i> 2273	1106	1121	1355	267	397	536	845	495	1874	359	1170	508	205	323	32
D01H: On the whole, I'm satisfied with myself																
1. Disagree	3.4	3.9	2.5	2.8	5.9	2.6	3.3	4.3	2.5	2.9	5.6	2.8	2.4	2.2	5.1	13.5
2. Mostly disagree	6.8	6.1	7.2	7.3	4.9	5.7	5.9	8.4	6.0	6.1	10.5	5.7	5.4	12.8	8.4	11.4
3. Neither	12.2	12.7	11.5	11.0	15.4	10.4	12.4	12.3	13.0	11.2	16.5	11.4	11.2	14.2	13.7	22.1
4. Mostly agree	35.0	33.4	37.3	36.4	24.5	36.7	38.6	31.9	35.0	35.5	33.6	33.7	38.7	36.2	34.8	35.7
5. Agree	42.7	43.9	41.5	42.4	49.3	44.7	39.8	43.0	43.5	44.3	33.8	46.4	42.3	34.6	37.9	17.3
<i>Item 12620 Subject P01, Q01</i>	<i>N</i> 2270	1100	1124	1351	269	394	536	846	494	1872	358	1172	503	205	323	32
D01I: People like me don't have much of a chance to be successful in life																
1. Disagree	57.8	53.8	61.9	57.8	63.2	55.3	54.3	60.7	58.5	61.8	38.3	61.7	54.9	60.3	50.9	18.6
2. Mostly disagree	20.0	20.1	20.2	21.6	12.9	20.1	22.5	17.2	22.1	19.8	21.3	19.7	22.1	18.6	20.7	17.5
3. Neither	13.9	15.7	12.0	13.8	14.2	17.1	15.2	12.1	12.9	12.1	22.0	13.0	13.0	12.5	16.9	32.1
4. Mostly agree	5.4	7.3	3.5	4.5	5.2	4.3	5.1	6.4	4.8	4.3	11.1	3.2	7.4	6.7	6.8	21.2
5. Agree	2.9	3.1	2.5	2.4	4.6	3.2	2.9	3.6	1.7	2.0	7.2	2.4	2.5	1.8	4.7	10.6
<i>Item 12630 Subject Q02</i>	<i>N</i> 2272	1105	1120	1353	268	394	535	848	495	1874	359	1172	506	205	321	32

DESCRIPTIVE RESULTS: 2010

207

QUESTIONNAIRE FORM 5 2010	TOTAL	SEX		RACE		REGION				COLLEGE PLANS?		ILLICIT DRUG USE: LIFETIME					
		M	F	White	Black	NE	NC	S	W	Yes	No	None	Mari- juana Only	Few Pills	More Pills	Any Her- oin	
<i>N (Weighted No. of Cases):</i>	2529	1203	1197	1421	295	481	555	954	540	1965	380	1264	572	217	346	38	
<i>% of Weighted Total:</i>	100.0	47.6	47.3	56.2	11.7	19.0	21.9	37.7	21.3	77.7	15.0	50.0	22.6	8.6	13.7	1.5	
D01J: When I make plans, I am almost certain that I can make them work																	
1. Disagree	2.7	2.3	2.8	2.6	3.4	1.3	2.8	3.8	1.5	1.7	7.1	2.4	1.3	2.9	2.3	7.7	
2. Mostly disagree	6.5	6.9	6.0	7.0	7.0	5.3	8.3	6.6	5.3	6.0	9.7	5.4	5.7	6.9	9.5	27.2	
3. Neither	18.1	17.9	18.6	16.9	14.7	24.5	18.4	15.6	17.0	17.4	21.7	17.3	18.3	16.5	20.8	29.3	
4. Mostly agree	45.3	43.9	46.6	47.2	39.4	44.2	46.1	44.0	47.4	46.7	38.2	46.7	45.0	46.9	43.8	20.2	
5. Agree	27.5	29.0	26.0	26.3	35.5	24.7	24.4	29.9	28.7	28.3	23.3	28.2	29.8	26.7	23.6	15.6	
<i>Item 12640 Subject Q02</i>	<i>N</i>	2266	1100	1121	1349	266	389	535	848	494	1867	359	1169	504	205	321	32
D01K: A lot of times I feel lonely																	
1. Disagree	31.4	35.0	28.0	30.4	35.5	33.5	32.5	32.7	26.6	31.5	31.5	34.6	29.0	26.7	26.4	16.1	
2. Mostly disagree	24.7	24.5	24.8	26.6	17.7	26.4	24.2	20.5	31.4	25.6	21.1	24.8	26.6	27.7	22.1	12.8	
3. Neither	17.1	17.6	16.7	17.8	18.0	15.8	18.2	16.9	17.2	17.2	16.8	16.5	17.0	17.1	18.5	18.1	
4. Mostly agree	16.5	13.1	20.0	15.9	14.2	14.6	15.9	18.4	15.4	16.3	17.6	15.9	17.5	18.2	18.6	10.6	
5. Agree	10.2	9.8	10.6	9.3	14.6	9.7	9.2	11.5	9.4	9.3	12.9	8.3	10.0	10.2	14.4	42.4	
<i>Item 12650 Subject Q03</i>	<i>N</i>	2244	1093	1103	1327	266	371	532	847	494	1841	357	1164	492	203	320	29
D01L: I feel I do not have much to be proud of																	
1. Disagree	47.0	45.9	48.5	47.3	53.9	47.8	46.3	49.6	42.6	48.6	38.4	52.6	44.8	36.3	36.8	24.5	
2. Mostly disagree	24.8	23.9	25.7	26.3	14.3	25.2	26.3	23.2	25.7	25.8	20.9	24.2	24.5	28.7	27.2	23.3	
3. Neither	12.7	14.7	10.8	11.9	17.0	11.9	12.9	11.4	15.3	12.0	16.5	11.6	13.3	14.4	13.5	23.0	
4. Mostly agree	11.3	11.3	11.0	11.1	8.3	11.2	9.9	11.4	12.8	10.3	16.6	8.6	12.7	16.9	16.0	13.7	
5. Agree	4.2	4.2	4.0	3.4	6.5	4.0	4.6	4.4	3.5	3.4	7.6	3.1	4.7	3.8	6.4	15.5	
<i>Item 12660 Subject Q01</i>	<i>N</i>	2232	1083	1102	1323	263	370	528	841	494	1836	353	1162	489	203	314	28
D01M: There is always someone I can turn to if I need help																	
1. Disagree	4.4	5.4	3.1	4.3	6.0	6.2	5.0	4.3	2.5	3.5	9.7	4.0	3.5	3.1	5.9	15.4	
2. Mostly disagree	4.2	4.2	4.1	3.8	6.8	4.0	4.1	4.2	4.6	4.3	4.2	3.8	3.5	6.2	4.9	8.8	
3. Neither	8.8	10.3	7.6	7.6	11.1	7.1	8.9	9.4	9.1	8.2	11.6	8.0	7.6	8.3	11.4	25.4	
4. Mostly agree	27.4	28.7	26.4	28.7	23.8	25.8	31.5	24.6	28.8	27.5	26.3	24.9	28.4	34.5	32.6	19.7	
5. Agree	55.1	51.5	58.9	55.6	52.3	56.9	50.4	57.4	54.9	56.5	48.3	59.3	57.0	47.9	45.2	30.8	
<i>Item 12670 Subject Q03</i>	<i>N</i>	2227	1084	1096	1320	262	366	531	838	492	1832	354	1158	487	202	314	29
D01N: Sometimes I think that I am no good at all																	
1. Disagree	42.2	42.1	42.7	43.0	49.3	43.8	41.2	44.4	38.1	44.0	32.6	46.7	40.4	35.7	33.1	15.7	
2. Mostly disagree	19.8	20.3	18.8	19.9	13.0	18.6	21.7	18.0	21.8	20.2	17.0	19.5	19.9	22.3	21.0	15.4	
3. Neither	16.5	18.2	14.8	17.4	17.0	15.2	19.8	14.5	17.5	15.9	20.6	16.2	16.4	19.0	15.5	22.4	
4. Mostly agree	14.2	12.2	16.4	13.8	9.7	14.3	11.2	15.1	15.8	13.2	20.2	11.9	15.6	16.9	18.7	20.7	
5. Agree	7.4	7.2	7.3	5.9	10.9	8.2	6.0	8.1	6.8	6.8	9.6	5.8	7.7	6.1	11.7	25.8	
<i>Item 12680 Subject Q01</i>	<i>N</i>	2220	1082	1091	1315	263	365	531	836	489	1828	351	1152	489	201	313	29
D01O: I often feel left out of things																	
1. Disagree	29.7	30.8	28.4	26.9	41.3	27.7	27.8	34.2	25.6	30.6	24.9	32.0	32.7	21.7	21.6	9.2	
2. Mostly disagree	23.7	23.9	23.9	26.1	15.4	22.8	25.1	21.6	26.2	24.4	20.3	22.5	23.4	32.4	25.5	12.3	
3. Neither	19.1	20.3	17.8	20.0	15.8	19.2	20.0	17.6	20.4	18.5	22.7	18.8	18.2	17.1	19.4	39.7	
4. Mostly agree	19.2	17.7	20.3	20.1	13.9	20.9	19.8	17.9	19.3	18.4	22.7	18.9	19.9	20.4	18.9	26.5	
5. Agree	8.4	7.2	9.6	7.0	13.5	9.4	7.2	8.6	8.4	8.2	9.4	7.7	5.7	8.4	14.5	12.3	
<i>Item 12690 Subject Q03</i>	<i>N</i>	2214	1079	1087	1313	264	362	531	830	491	1819	353	1150	489	196	312	29
D01P: I believe a person is master of his/her own fate																	
1. Disagree	6.4	7.6	4.5	6.2	6.8	7.5	6.8	7.3	3.5	5.4	10.7	7.3	4.0	4.4	5.4	9.8	
2. Mostly disagree	4.7	5.1	4.3	4.9	3.0	3.7	4.5	5.7	3.8	4.4	5.9	4.3	3.8	5.9	5.0	13.5	
3. Neither	17.2	14.7	19.6	17.2	18.3	19.4	20.4	16.4	13.3	16.5	20.9	17.6	19.4	11.9	15.0	30.8	
4. Mostly agree	31.9	32.8	31.6	34.6	24.6	30.4	34.8	29.4	34.1	32.5	29.2	31.4	32.2	34.0	34.9	21.3	
5. Agree	39.9	39.8	40.1	37.1	47.3	39.1	33.4	41.2	45.3	41.1	33.3	39.5	40.6	43.8	39.7	24.7	
<i>Item 12700 Subject Q02</i>	<i>N</i>	2223	1082	1095	1319	263	365	531	836	491	1829	352	1157	488	200	312	29

QUESTIONNAIRE FORM 5 2010	TOTAL	SEX		RACE		REGION				COLLEGE PLANS?		ILLICIT DRUG USE: LIFETIME				
		M	F	White	Black	NE	NC	S	W	Yes	No	None	Mari- juana Only	Few Pills	More Pills	Any Her- oin
<i>N (Weighted No. of Cases):</i>	2529	1203	1197	1421	295	481	555	954	540	1965	380	1264	572	217	346	38
<i>% of Weighted Total:</i>	100.0	47.6	47.3	56.2	11.7	19.0	21.9	37.7	21.3	77.7	15.0	50.0	22.6	8.6	13.7	1.5
D01Q: There is usually someone I can talk to, if I need to																
1. Disagree	3.7	4.5	2.6	3.0	6.8	3.9	4.5	4.6	1.2	2.9	8.2	3.8	2.2	2.7	4.3	7.8
2. Mostly disagree	3.8	4.2	3.3	3.5	5.8	3.6	3.5	3.4	4.8	3.5	4.9	2.6	4.8	6.4	5.0	3.7
3. Neither	7.7	9.4	6.2	6.9	10.4	6.4	8.6	7.7	7.5	6.9	11.9	6.8	7.3	5.7	8.5	36.7
4. Mostly agree	25.9	27.0	24.9	27.4	19.5	23.4	27.9	25.1	27.1	26.0	25.4	25.2	24.7	32.0	27.8	17.3
5. Agree	58.9	54.9	63.1	59.3	57.6	62.7	55.5	59.3	59.4	60.8	49.7	61.5	60.9	53.2	54.4	34.5
<i>Item 12710 Subject Q03</i>	<i>N</i> 2212	1074	1092	1317	261	360	531	831	491	1821	350	1157	485	198	308	28
D01R: I feel that I can't do anything right																
1. Disagree	46.2	46.8	46.1	44.7	58.8	44.5	42.8	49.2	46.0	49.0	32.4	49.8	45.5	50.5	34.4	24.3
2. Mostly disagree	24.7	24.6	24.7	27.0	14.2	25.5	26.1	21.8	27.5	25.2	22.1	24.5	21.9	23.7	30.6	17.8
3. Neither	16.7	17.0	16.4	17.3	12.9	17.3	19.0	15.9	15.0	14.9	26.4	15.4	20.5	12.0	16.7	39.5
4. Mostly agree	8.5	7.8	9.0	8.0	7.4	8.8	8.4	8.8	7.8	7.6	11.9	7.2	9.4	9.0	11.7	5.6
5. Agree	4.0	3.8	4.0	3.1	6.7	4.0	3.8	4.2	3.7	3.3	7.2	3.1	2.7	4.7	6.6	12.8
<i>Item 12720 Subject Q01</i>	<i>N</i> 2198	1065	1086	1308	260	352	528	834	483	1808	348	1146	483	198	306	29
D01S: I often wish I had more good friends																
1. Disagree	26.5	27.5	25.8	25.9	29.3	28.9	25.2	28.7	22.6	27.0	23.6	27.8	25.9	28.2	21.1	20.8
2. Mostly disagree	15.4	16.4	14.2	17.0	7.0	18.6	17.8	12.5	15.7	16.5	9.7	15.7	16.2	13.9	15.3	2.2
3. Neither	19.5	22.4	16.8	19.6	20.7	15.5	22.4	18.7	20.8	18.6	24.8	20.8	18.3	14.6	18.6	35.7
4. Mostly agree	22.0	20.2	23.8	22.3	20.4	22.7	20.5	22.4	22.4	22.6	19.7	22.8	22.8	19.9	21.5	8.7
5. Agree	16.5	13.5	19.4	15.2	22.6	14.3	14.2	17.7	18.5	15.4	22.2	12.9	16.8	23.3	23.4	32.6
<i>Item 12730 Subject Q03</i>	<i>N</i> 2197	1068	1083	1310	259	352	526	832	487	1810	348	1146	483	197	307	29
D01T: Planning ahead makes things turn out better																
1. Disagree	5.6	5.7	5.0	4.6	5.8	7.5	4.9	6.7	3.1	4.4	11.6	4.3	4.7	10.4	6.2	14.2
2. Mostly disagree	6.5	7.1	5.9	6.4	4.9	7.1	5.6	6.3	7.4	5.6	10.9	4.6	7.2	12.1	8.8	8.9
3. Neither	24.5	25.7	22.9	24.7	24.5	24.9	26.5	24.3	22.2	23.5	30.0	22.8	25.6	18.8	30.2	52.7
4. Mostly agree	36.5	35.8	37.8	38.4	25.8	37.1	39.1	33.7	38.3	38.1	29.2	38.2	37.2	35.4	33.2	22.7
5. Agree	26.9	25.7	28.3	25.9	39.1	23.4	23.9	29.1	29.0	28.3	18.3	30.1	25.3	23.4	21.5	1.5
<i>Item 12740 Subject Q02</i>	<i>N</i> 2204	1072	1085	1314	259	354	527	835	488	1815	348	1152	482	198	307	29
D01U: I feel that my life is not very useful																
1. Disagree	54.0	52.0	55.7	53.8	62.5	54.5	51.4	56.5	52.1	56.7	40.4	58.7	51.2	54.1	42.7	19.8
2. Mostly disagree	21.1	22.0	20.3	21.7	15.1	20.8	23.9	17.2	24.9	21.1	21.7	20.0	22.2	21.4	25.2	13.2
3. Neither	15.4	16.1	15.0	15.1	13.4	15.6	16.8	15.7	13.3	13.7	24.4	14.0	18.1	15.2	14.8	25.5
4. Mostly agree	6.8	6.8	6.7	7.1	5.1	6.1	5.5	8.1	6.4	6.1	10.1	5.5	6.7	6.9	10.3	25.8
5. Agree	2.8	3.1	2.4	2.3	3.9	3.0	2.5	2.6	3.3	2.5	3.3	1.8	1.7	2.3	7.0	15.6
<i>Item 12750 Subject Q01</i>	<i>N</i> 2194	1063	1083	1309	257	356	524	828	487	1806	346	1144	481	199	305	28
D01V: I usually have a few friends around that I can get together with																
1. Disagree	5.9	6.3	5.5	5.4	7.4	5.6	7.5	5.2	5.9	4.7	12.7	6.5	4.6	2.8	6.7	8.3
2. Mostly disagree	6.6	5.3	7.9	6.1	3.4	3.7	5.5	7.6	8.2	5.7	11.4	6.1	8.3	6.2	7.1	3.5
3. Neither	10.9	12.0	10.0	10.2	13.7	8.5	13.4	10.6	10.6	9.7	17.4	10.8	11.0	8.7	9.5	38.6
4. Mostly agree	34.7	37.3	33.0	36.4	27.1	34.1	34.3	33.5	37.8	35.8	28.7	35.4	34.0	40.4	31.4	22.7
5. Agree	41.8	39.1	43.6	41.9	48.3	48.0	39.2	43.1	37.6	44.2	29.8	41.2	42.2	41.9	45.2	27.0
<i>Item 12760 Subject Q03</i>	<i>N</i> 2196	1069	1081	1309	259	353	527	831	485	1808	346	1146	481	198	307	28
D01W: I am eager to leave home and live on my own—independent from my parents																
1. Disagree	8.0	7.9	8.0	6.4	9.1	8.2	8.2	7.5	8.4	6.7	14.9	9.8	5.9	4.0	4.8	6.4
2. Mostly disagree	8.4	8.3	8.5	8.0	4.8	7.7	8.9	8.9	7.4	8.7	5.7	9.6	7.4	8.4	6.2	4.9
3. Neither	21.3	23.1	19.7	22.0	17.6	21.8	22.3	20.3	21.4	21.4	20.5	23.3	20.3	14.0	17.8	29.5
4. Mostly agree	27.0	28.2	26.1	28.8	25.0	30.0	27.1	25.8	26.9	27.4	27.1	28.6	31.1	21.6	21.3	22.7
5. Agree	35.4	32.5	37.8	34.8	43.5	32.3	33.5	37.5	35.9	35.8	31.8	28.8	35.3	52.0	49.8	36.5
<i>Item 13950 Subject I03, Q01</i>	<i>N</i> 2191	1067	1078	1306	259	352	526	827	486	1804	346	1142	481	197	307	28

DESCRIPTIVE RESULTS: 2010

209

QUESTIONNAIRE FORM 5 2010	TOTAL	SEX		RACE		REGION				COLLEGE PLANS?		ILLICIT DRUG USE: LIFETIME				
		M	F	White	Black	NE	NC	S	W	Yes	No	None	Mari- juana Only	Few Pills	More Pills	Any Her- oin
<i>N (Weighted No. of Cases):</i>	2529	1203	1197	1421	295	481	555	954	540	1965	380	1264	572	217	346	38
<i>% of Weighted Total:</i>	100.0	47.6	47.3	56.2	11.7	19.0	21.9	37.7	21.3	77.7	15.0	50.0	22.6	8.6	13.7	1.5
D01X: I feel hesitant about taking a full-time job and becoming part of the "adult world"																
1. Disagree	27.4	29.7	24.8	26.7	35.9	30.0	25.3	28.3	26.2	26.4	32.5	26.2	27.3	23.0	31.3	32.8
2. Mostly disagree	19.1	20.3	18.0	20.5	12.9	17.6	20.5	18.7	19.3	19.9	14.2	19.5	20.5	22.9	14.7	14.2
3. Neither	19.2	20.3	18.4	18.8	17.6	21.4	22.2	17.0	18.1	19.2	20.8	21.2	19.6	16.1	13.1	23.9
4. Mostly agree	20.5	19.5	21.5	21.1	14.0	17.1	22.0	20.4	21.7	20.8	18.6	19.4	20.9	23.5	23.6	12.1
5. Agree	13.8	10.2	17.3	12.9	19.7	14.0	10.0	15.6	14.8	13.8	13.8	13.7	11.6	14.6	17.3	17.0
<i>Item 13960 Subject I03, Q01</i>	<i>N 2190</i>	<i>1067</i>	<i>1077</i>	<i>1304</i>	<i>258</i>	<i>352</i>	<i>525</i>	<i>826</i>	<i>487</i>	<i>1804</i>	<i>346</i>	<i>1140</i>	<i>481</i>	<i>198</i>	<i>307</i>	<i>29</i>
D02: Please think about all the money you earned during the past year, including last summer.																
About how much of your past year's earnings have gone into:																
D02A: Savings for your future education																
1. None	48.5	46.1	50.9	44.9	55.2	41.6	44.8	55.2	46.2	45.3	64.6	44.0	51.0	48.1	59.6	79.4
2. A little (1-20%)	20.7	21.5	20.0	22.3	14.6	19.6	22.1	20.2	21.0	21.6	16.3	20.3	23.5	25.6	17.7	3.1
3. Some (21-40%)	12.5	13.5	11.1	12.3	12.8	12.0	14.1	11.3	13.2	13.8	5.9	14.8	9.3	9.1	11.5	6.1
4. About half (41-60%)	8.7	9.0	8.5	9.6	6.6	14.0	8.1	5.5	11.1	9.4	6.0	8.7	11.0	7.6	5.5	5.7
5. Most (61-80%)	5.0	5.3	4.8	6.1	4.0	6.5	6.4	3.3	5.2	5.3	3.1	6.5	2.4	4.6	3.7	4.2
6. Almost all (81-99%)	3.0	3.0	3.0	3.4	3.4	4.3	3.1	2.7	2.4	3.5	0.4	4.3	1.1	3.8	0.6	-
7. All	1.5	1.6	1.6	1.4	3.3	2.1	1.5	1.8	0.9	1.1	3.8	1.4	1.7	1.3	1.4	1.5
<i>Item 20830 Subject C02</i>	<i>N 2157</i>	<i>1043</i>	<i>1067</i>	<i>1286</i>	<i>251</i>	<i>350</i>	<i>524</i>	<i>807</i>	<i>477</i>	<i>1774</i>	<i>340</i>	<i>1127</i>	<i>465</i>	<i>195</i>	<i>305</i>	<i>29</i>
D02B: Savings or payments for a car or car expenses																
1. None	52.0	47.4	56.5	47.2	64.2	47.4	49.6	53.3	55.7	52.2	49.1	53.6	50.1	48.7	52.8	45.6
2. A little (1-20%)	14.7	14.4	14.8	16.2	8.3	16.8	14.3	13.5	15.5	15.4	10.7	15.3	15.0	18.7	11.2	7.1
3. Some (21-40%)	13.1	14.1	12.1	13.9	7.8	11.3	14.5	12.7	13.4	13.0	14.7	12.6	12.2	11.5	16.1	24.9
4. About half (41-60%)	9.3	11.9	7.0	10.8	6.2	12.3	11.3	8.5	6.4	9.5	9.5	9.0	9.5	7.7	9.7	9.5
5. Most (61-80%)	5.6	5.4	5.5	6.1	5.3	7.3	5.2	5.7	4.7	5.4	6.3	4.6	6.1	10.1	5.4	4.0
6. Almost all (81-99%)	3.0	3.5	2.6	3.3	4.4	2.1	3.5	3.2	2.7	2.6	5.3	3.3	3.2	2.1	2.4	-
7. All	2.4	3.2	1.5	2.4	3.8	2.8	1.6	3.1	1.5	1.9	4.4	1.7	3.7	1.3	2.3	8.8
<i>Item 20840 Subject C02</i>	<i>N 2152</i>	<i>1041</i>	<i>1064</i>	<i>1282</i>	<i>251</i>	<i>348</i>	<i>524</i>	<i>806</i>	<i>474</i>	<i>1770</i>	<i>340</i>	<i>1124</i>	<i>465</i>	<i>194</i>	<i>303</i>	<i>29</i>
D02C: Other savings for long-range purposes																
1. None	48.7	47.4	49.9	45.9	52.2	46.1	43.2	52.6	50.0	47.8	53.8	47.9	50.3	46.9	49.9	58.2
2. A little (1-20%)	20.1	20.0	20.1	23.2	15.2	20.8	25.4	17.5	18.3	21.4	12.5	19.3	19.1	25.5	22.8	19.0
3. Some (21-40%)	13.9	15.4	12.7	13.8	11.7	12.5	12.9	14.0	15.9	14.3	11.7	15.4	13.9	9.2	12.7	2.8
4. About half (41-60%)	7.0	6.2	8.1	7.1	6.4	7.1	8.9	6.7	5.6	7.2	7.0	7.1	6.5	6.9	6.6	5.6
5. Most (61-80%)	5.5	6.0	5.1	5.3	8.9	6.9	6.1	4.9	5.0	5.2	6.9	5.6	5.5	6.4	4.7	5.5
6. Almost all (81-99%)	2.6	3.0	2.2	3.0	3.0	4.4	2.5	1.8	2.9	2.5	3.4	3.1	2.2	2.6	1.4	4.2
7. All	2.1	2.1	1.9	1.6	2.6	2.2	1.0	2.6	2.4	1.6	4.8	1.5	2.4	2.5	1.8	4.7
<i>Item 20850 Subject C02</i>	<i>N 2147</i>	<i>1039</i>	<i>1062</i>	<i>1280</i>	<i>250</i>	<i>347</i>	<i>520</i>	<i>805</i>	<i>474</i>	<i>1768</i>	<i>338</i>	<i>1122</i>	<i>464</i>	<i>194</i>	<i>303</i>	<i>29</i>
D02D: Spending on your own needs and activities—things such as clothing, stereo, TV, tapes and discs, other possessions, movies, eating out, other recreation, hobbies, gifts for others, and other personal expenses																
1. None	12.9	13.8	11.7	10.6	23.5	9.6	11.4	15.2	12.8	12.0	17.7	14.6	11.1	7.0	11.9	17.4
2. A little (1-20%)	18.7	19.2	18.8	22.5	11.8	18.0	20.8	17.6	18.8	18.6	18.6	22.0	14.2	18.4	13.7	21.9
3. Some (21-40%)	16.1	17.7	14.8	18.1	11.9	17.1	20.2	13.8	14.7	16.6	14.4	17.4	13.5	15.5	16.5	8.6
4. About half (41-60%)	17.2	18.4	16.4	16.9	16.8	20.1	16.4	16.1	18.0	17.5	16.0	17.5	18.3	16.7	15.4	19.1
5. Most (61-80%)	16.4	15.0	17.4	16.6	14.3	17.8	15.2	18.0	13.9	17.2	13.1	12.5	20.7	24.5	19.4	15.2
6. Almost all (81-99%)	10.9	9.2	12.4	9.2	12.2	10.3	10.8	9.6	13.6	10.4	12.3	9.6	12.5	11.6	13.0	11.8
7. All	7.8	6.7	8.5	6.1	9.4	7.1	5.3	9.6	8.1	7.7	8.1	6.4	9.7	6.3	10.1	5.9
<i>Item 20860 Subject C02</i>	<i>N 2134</i>	<i>1028</i>	<i>1060</i>	<i>1268</i>	<i>251</i>	<i>342</i>	<i>519</i>	<i>804</i>	<i>468</i>	<i>1756</i>	<i>336</i>	<i>1112</i>	<i>461</i>	<i>196</i>	<i>300</i>	<i>30</i>

QUESTIONNAIRE FORM 5 2010	TOTAL	SEX		RACE		REGION				COLLEGE PLANS?		ILLICIT DRUG USE: LIFETIME				
		M	F	White	Black	NE	NC	S	W	Yes	No	None	Mari- juana Only	Few Pills	More Pills	Any Her- oin
<i>N (Weighted No. of Cases):</i>	2529	1203	1197	1421	295	481	555	954	540	1965	380	1264	572	217	346	38
<i>% of Weighted Total:</i>	100.0	47.6	47.3	56.2	11.7	19.0	21.9	37.7	21.3	77.7	15.0	50.0	22.6	8.6	13.7	1.5
D02E: Helping to pay family living expenses (groceries, housing, etc.)																
1. None	54.4	56.3	52.2	61.4	51.2	59.5	61.6	49.7	50.6	55.5	48.9	58.5	50.8	43.1	51.7	66.8
2. A little (1-20%)	21.5	21.8	21.7	21.3	17.2	18.6	20.6	20.8	25.9	21.9	19.1	20.4	22.7	31.1	21.6	-
3. Some (21-40%)	11.7	11.3	12.0	8.9	14.2	12.5	7.8	14.7	10.4	11.2	14.5	11.0	13.4	14.4	10.4	13.8
4. About half (41-60%)	5.4	4.7	6.1	3.9	7.2	3.7	4.6	6.3	6.0	4.9	8.0	4.0	6.0	4.9	7.6	12.5
5. Most (61-80%)	3.2	2.8	3.8	2.4	3.7	1.6	2.8	4.6	2.5	3.5	2.2	3.2	2.8	1.7	5.1	3.0
6. Almost all (81-99%)	2.0	1.8	2.4	1.1	3.5	2.5	1.6	1.7	2.7	1.9	2.5	2.1	2.6	2.4	1.0	-
7. All	1.7	1.4	1.8	1.0	3.0	1.6	1.0	2.2	1.8	1.1	4.9	0.9	1.6	2.4	2.6	4.0
<i>Item 20870 Subject C02</i>	<i>N</i> 2120	1025	1050	1263	243	344	518	797	461	1743	334	1109	458	191	299	28
The next questions are about drugs that doctors sometimes prescribe for people who have problems concentrating on one task at a time (attention deficit disorder), or with being too active or too disruptive (hyperactive), or both (ADHD).																
Stimulant-type drugs (i.e., amphetamine, methylphenidate, and pemoline) are prescribed for these conditions. These drugs include Ritalin, Adderall, Concerta, Metadate, Dexedrine, Focalin, Cylert, and others.																
D03: Have you ever taken any of these stimulant-type prescription drugs under a doctor's supervision for these conditions? (Do not count drugs that are not stimulant-type, like Strattera, Wellbutrin, Provigil, Tenex, or Tofranil)																
1. No—GO TO QUESTION Q.D06	92.3	90.9	94.4	91.6	93.6	92.5	90.1	92.2	94.9	93.2	87.7	95.4	95.1	89.0	80.3	76.5
2. Yes, in the past, but not now	5.0	5.9	3.5	4.7	5.5	5.3	5.0	5.7	3.6	4.1	9.3	2.9	2.3	9.3	12.8	19.1
3. Yes, I take them now	2.6	3.2	2.0	3.7	0.9	2.2	4.8	2.1	1.5	2.6	2.9	1.7	2.6	1.7	6.9	4.5
<i>Item 31460 Subject A01j</i>	<i>N</i> 2115	1028	1041	1268	249	334	515	795	472	1740	335	1104	461	192	295	29
D04: How old were you when you first took one of these stimulant-type drugs under a doctor's supervision?																
1. 1-4 yrs. old	3.2	4.0	1.6	1.3	14.6	9.4	-	3.2	3.2	3.5	2.3	3.9	1.8	0.9	2.3	17.8
2. 5-9	34.3	34.0	31.1	34.5	15.8	25.8	33.9	31.3	51.7	36.5	29.0	44.3	33.1	46.0	23.9	30.2
3. 10-14	29.6	30.4	30.1	31.3	40.1	33.9	35.8	26.1	21.7	23.2	46.3	31.9	28.6	8.7	33.2	31.8
4. 15+ yrs. old	32.9	31.6	37.3	32.9	29.5	30.9	30.3	39.4	23.4	36.8	22.4	19.9	36.5	44.4	40.7	20.2
<i>Item 31470 Subject A01g</i>	<i>N†</i> 164	95	59	107	18	25	51	63	25	121	40	51	24	21	58	7
D05: Altogether, for about how many years have you actually taken such drugs under a doctor's supervision?																
1. Less than 1 yr.	23.1	19.7	27.3	16.9	35.0	27.2	17.1	27.6	19.8	25.2	14.2	17.3	19.4	27.9	29.6	20.0
2. 1 year	9.2	7.2	14.0	9.0	-	5.4	10.6	9.4	9.6	8.8	11.2	3.0	7.3	23.3	8.7	26.7
3. 2 yrs.	15.0	22.8	4.1	17.8	21.8	7.3	26.4	12.6	5.9	13.8	18.8	24.6	11.7	0.9	11.7	16.4
4. 3-5 yrs.	31.2	24.5	41.6	32.4	31.7	53.2	26.4	28.4	25.9	30.0	36.3	22.8	33.8	30.5	35.8	36.9
5. 6-9 yrs.	14.9	17.3	8.7	14.6	11.5	3.7	11.8	16.7	28.4	13.9	19.5	22.5	19.8	17.4	8.0	-
6. 10 or more yrs.	6.5	8.5	4.2	9.3	-	3.3	7.7	5.3	10.4	8.4	-	9.8	8.1	-	6.2	-
<i>Item 31480 Subject A01j</i>	<i>N†</i> 165	96	59	107	18	26	51	64	25	121	41	51	24	21	59	7
D06: Have you ever taken a non-stimulant -type prescription drug under a doctor's supervision for these conditions (like Strattera, Wellbutrin, Provigil, Tenex, or Tofranil)?																
1. No	88.8	87.8	89.4	87.6	90.8	90.6	88.8	87.7	89.3	89.7	83.5	91.7	91.4	84.0	80.4	72.1
2. Yes, in the past, but not now	3.7	5.0	2.6	4.2	1.5	2.1	4.3	4.5	3.0	3.5	5.1	1.6	2.6	8.3	10.1	7.2
3. Yes, I take them now	1.9	2.0	1.9	2.3	2.3	1.4	2.3	1.9	1.7	1.8	2.8	0.9	1.5	1.1	5.0	15.8
8. Don't know	5.6	5.3	6.1	6.0	5.3	5.9	4.7	5.9	6.0	5.1	8.6	5.9	4.6	6.6	4.5	5.0
<i>Item 31490 Subject A01j</i>	<i>N</i> 2077	1005	1028	1237	248	338	504	777	459	1709	330	1077	453	191	294	28

†=excludes respondents for whom question was inappropriate.

DESCRIPTIVE RESULTS: 2010

211

QUESTIONNAIRE FORM 5 2010	TOTAL	SEX		RACE		REGION				COLLEGE PLANS?		ILLICIT DRUG USE: LIFETIME					
		M	F	White	Black	NE	NC	S	W	Yes	No	None	Mari- juana Only	Few Pills	More Pills	Any Her- oin	
<i>N (Weighted No. of Cases):</i>	2529	1203	1197	1421	295	481	555	954	540	1965	380	1264	572	217	346	38	
<i>% of Weighted Total:</i>	100.0	47.6	47.3	56.2	11.7	19.0	21.9	37.7	21.3	77.7	15.0	50.0	22.6	8.6	13.7	1.5	
E01: "Energy drinks" are non-alcoholic beverages that usually contain high amounts of caffeine, including such drinks as Red Bull, Full Throttle, Monster, and Rockstar. They are usually sold in 8- or 16-ounce cans or bottles. About how many (if any) energy drinks do you drink PER DAY, on average?																	
0. None	68.0	62.4	74.1	66.1	75.2	66.7	67.2	68.6	68.8	69.4	60.0	73.4	68.5	63.5	53.6	49.0	
1. Less than 1	19.7	22.9	17.0	21.7	14.9	17.6	22.1	19.5	18.9	19.5	21.4	18.2	18.8	20.9	28.8	8.6	
2. One	7.6	9.4	5.8	8.6	4.2	10.5	6.4	6.7	8.4	7.0	10.2	4.8	9.3	10.2	11.7	20.5	
3. Two	2.6	3.2	1.8	2.2	2.9	1.8	3.2	2.8	2.1	2.6	3.0	2.0	2.7	2.7	3.8	6.3	
4. Three	0.7	0.6	0.4	0.4	1.3	0.7	0.4	1.2	-	0.4	1.8	0.4	0.5	1.5	0.6	1.3	
5. Four	0.3	0.3	0.3	0.4	0.1	0.5	0.3	0.3	0.2	0.1	1.2	0.4	-	0.7	-	-	
6. Five or six	0.2	0.1	0.2	0.1	-	-	-	-	0.7	*	0.7	0.2	-	-	0.3	-	
7. 7 or more	1.0	1.2	0.4	0.6	1.4	2.3	0.4	0.9	1.0	0.9	1.6	0.7	0.2	0.5	1.2	14.3	
<i>Item 32540 Subject A01o, T02</i>	<i>N</i>	<i>2141</i>	<i>1042</i>	<i>1055</i>	<i>1279</i>	<i>250</i>	<i>346</i>	<i>518</i>	<i>802</i>	<i>476</i>	<i>1760</i>	<i>339</i>	<i>1109</i>	<i>471</i>	<i>196</i>	<i>300</i>	<i>28</i>
E02: Energy drinks are also sold as small "shots", that usually contain just 2 or 3 ounces. How many (if any) energy drink shots do you drink PER DAY, on average?																	
0. None	89.5	86.4	92.9	90.6	88.3	89.1	90.1	89.7	88.9	90.6	84.0	92.8	91.0	87.4	81.0	62.3	
1. Less than 1	6.2	7.8	4.9	6.7	6.0	6.2	6.6	5.5	6.9	6.0	7.1	4.5	6.0	6.8	12.4	5.7	
2. One	2.3	3.6	1.0	1.6	2.5	1.7	1.5	2.7	2.8	1.9	4.5	2.0	2.4	2.9	2.4	2.4	
3. Two	0.5	0.3	0.6	0.2	0.3	0.3	0.1	0.7	0.6	0.5	0.4	*	-	2.2	1.5	1.3	
4. Three	0.9	1.2	0.5	0.7	1.3	1.4	1.4	0.5	0.3	0.5	2.4	0.5	0.2	0.7	1.2	19.1	
5. Four	0.2	0.3	0.1	-	0.8	0.6	0.2	-	0.2	0.1	0.6	0.1	0.2	-	-	7.6	
6. Five or six	0.1	0.2	-	0.1	0.2	-	-	0.2	-	0.1	-	0.1	0.1	-	0.2	-	
7. 7 or more	0.4	0.3	-	0.1	0.6	0.6	0.2	0.6	0.2	0.3	0.9	-	0.1	-	1.3	1.5	
<i>Item 32550 Subject A01o, T02</i>	<i>N</i>	<i>2143</i>	<i>1042</i>	<i>1055</i>	<i>1279</i>	<i>251</i>	<i>345</i>	<i>520</i>	<i>803</i>	<i>476</i>	<i>1764</i>	<i>336</i>	<i>1116</i>	<i>463</i>	<i>197</i>	<i>302</i>	<i>28</i>
E03: Regular (non-diet) soft drinks include Coke, Pepsi, Mountain Dew, Dr. Pepper, etc. How many (if any) 12-ounce cans or bottles (or the equivalent) of regular (non-diet) soft drinks do you drink PER DAY, on average?																	
0. None	30.4	25.2	35.6	30.0	32.1	37.1	29.3	26.7	32.7	31.5	24.7	32.4	34.3	22.1	22.9	12.5	
1. Less than 1	25.7	25.7	26.3	25.8	18.0	28.0	22.9	24.4	29.4	27.3	17.2	27.3	24.4	29.1	21.5	31.8	
2. One	18.0	19.7	16.7	17.6	18.7	13.9	19.0	18.6	18.9	18.1	18.2	18.3	16.7	21.0	20.4	3.4	
3. Two	13.7	15.4	11.6	13.4	17.6	10.5	16.5	13.0	14.1	13.5	14.3	12.4	14.2	14.0	18.1	13.0	
4. Three	6.1	7.3	4.7	6.5	7.8	4.9	6.0	8.6	2.8	5.2	10.7	4.7	6.7	7.2	7.7	8.0	
5. Four	2.9	3.1	2.6	3.1	4.5	2.8	2.7	4.2	0.8	2.1	7.2	2.0	2.3	4.0	3.8	24.1	
6. Five or six	1.8	1.6	1.8	2.0	0.3	0.9	2.0	2.5	0.8	1.3	4.2	1.4	0.8	2.2	3.3	3.2	
7. 7 or more	1.5	2.0	0.6	1.5	1.0	1.9	1.6	2.0	0.4	1.1	3.5	1.5	0.8	0.4	2.2	3.9	
<i>Item 32560 Subject A01o, T02</i>	<i>N</i>	<i>2147</i>	<i>1045</i>	<i>1054</i>	<i>1283</i>	<i>250</i>	<i>346</i>	<i>520</i>	<i>805</i>	<i>476</i>	<i>1766</i>	<i>337</i>	<i>1114</i>	<i>466</i>	<i>196</i>	<i>306</i>	<i>29</i>
E04: How many (if any) 12-ounce cans or bottles (or the equivalent) of diet soft drinks (like Diet Coke, Diet Pepsi, etc.) do you drink PER DAY, on average?																	
0. None	63.0	65.6	60.7	62.5	64.0	63.8	63.3	60.7	65.8	63.8	56.3	64.6	63.4	58.9	60.4	47.8	
1. Less than 1	16.5	15.9	17.7	16.8	12.4	17.6	16.6	16.4	15.9	16.9	15.7	17.7	14.5	17.2	16.4	14.8	
2. One	10.7	8.7	12.4	11.0	10.6	8.0	10.2	11.5	11.8	10.9	10.6	9.4	13.5	13.2	10.6	7.6	
3. Two	5.3	5.1	5.4	5.0	7.7	5.1	6.3	5.0	4.8	4.9	7.2	4.5	4.9	4.2	8.2	15.8	
4. Three	2.1	2.6	1.3	2.3	2.9	2.2	1.8	3.0	0.8	1.8	3.6	1.6	1.5	4.4	2.2	4.8	
5. Four	1.2	0.9	1.6	1.1	1.6	2.6	0.4	1.7	0.3	0.9	3.3	1.0	1.7	1.7	0.4	9.2	
6. Five or six	0.5	0.4	0.6	0.7	0.3	0.4	0.2	0.8	0.3	0.3	1.4	0.5	0.1	0.4	1.3	-	
7. 7 or more	0.7	0.8	0.4	0.7	0.5	0.4	1.2	0.9	0.2	0.5	2.0	0.8	0.3	-	0.6	-	
<i>Item 32570 Subject A01o, T02</i>	<i>N</i>	<i>2140</i>	<i>1040</i>	<i>1051</i>	<i>1281</i>	<i>245</i>	<i>343</i>	<i>516</i>	<i>804</i>	<i>477</i>	<i>1760</i>	<i>336</i>	<i>1112</i>	<i>465</i>	<i>194</i>	<i>303</i>	<i>28</i>
The next questions ask about characteristics which some people associate with the use of particular drugs. We want to know what you think.																	
E05: Do YOU think that people who smoke marijuana several times a week tend to be . . .																	

*=less than .05 percent.

QUESTIONNAIRE FORM 5 2010	TOTAL	SEX		RACE		REGION				COLLEGE PLANS?		ILLICIT DRUG USE: LIFETIME				
		M	F	White	Black	NE	NC	S	W	Yes	No	None	Mari- juana Only	Few Pills	More Pills	Any Her- oin
<i>N (Weighted No. of Cases):</i>	2529	1203	1197	1421	295	481	555	954	540	1965	380	1264	572	217	346	38
<i>% of Weighted Total:</i>	100.0	47.6	47.3	56.2	11.7	19.0	21.9	37.7	21.3	77.7	15.0	50.0	22.6	8.6	13.7	1.5
E05A: . . . more creative than average																
1. No	46.7	43.8	49.7	47.4	50.4	47.8	44.9	47.0	47.3	48.0	42.4	56.6	39.7	33.8	30.7	25.6
2. Yes	31.4	35.8	26.5	31.3	30.3	34.4	30.7	30.8	31.1	30.2	36.3	16.6	42.1	48.3	56.8	63.5
3. Not sure, no opinion	21.9	20.4	23.7	21.3	19.3	17.7	24.4	22.2	21.7	21.8	21.4	26.8	18.2	17.9	12.5	10.9
<i>Item 13060 Subject A11c</i>	<i>N</i> 2135	1045	1042	1278	243	341	515	802	478	1755	337	1116	463	191	299	28
E05B: . . . less sensible than average																
1. No	32.1	35.8	28.5	30.4	40.1	33.9	29.2	33.0	32.4	31.3	37.0	24.2	35.2	32.6	54.4	44.1
2. Yes	46.9	44.8	48.4	51.0	38.4	50.6	48.0	43.0	49.5	48.5	38.0	49.8	46.8	49.7	34.0	50.2
3. Not sure, no opinion	21.0	19.3	23.1	18.6	21.5	15.5	22.8	24.0	18.2	20.2	25.1	26.1	18.0	17.7	11.6	5.7
<i>Item 13070 Subject A11c</i>	<i>N</i> 2131	1043	1041	1275	245	343	514	797	477	1753	336	1115	463	191	297	29
E05C: . . . more interesting people than average																
1. No	47.9	46.1	49.6	51.2	44.4	48.9	46.6	45.9	52.0	50.0	39.1	55.1	42.6	40.4	34.3	40.2
2. Yes	31.7	35.3	28.1	29.4	35.2	33.3	30.6	33.3	29.3	30.3	37.7	20.2	38.9	45.3	53.3	49.2
3. Not sure, no opinion	20.3	18.6	22.3	19.4	20.4	17.8	22.8	20.8	18.7	19.7	23.1	24.8	18.5	14.2	12.3	10.6
<i>Item 13080 Subject A11c</i>	<i>N</i> 2131	1044	1039	1275	244	341	515	800	475	1752	338	1116	462	191	297	27
E05D: . . . less hard-working than average																
1. No	28.4	28.5	28.1	26.4	37.5	33.5	26.0	31.0	22.8	26.7	37.9	19.5	35.3	32.5	44.9	39.2
2. Yes	53.1	54.1	52.0	56.1	41.4	49.6	54.1	48.8	62.0	55.4	41.1	57.0	49.5	56.2	43.3	55.1
3. Not sure, no opinion	18.5	17.4	19.9	17.6	21.1	16.9	19.8	20.2	15.2	17.9	21.0	23.5	15.1	11.3	11.8	5.7
<i>Item 13090 Subject A11c</i>	<i>N</i> 2133	1045	1040	1276	245	342	515	799	477	1753	338	1116	463	191	297	29
E05E: . . . more independent than average																
1. No	51.7	49.0	54.0	51.9	52.5	54.8	48.7	49.5	56.2	52.7	48.4	54.9	49.9	51.8	42.6	35.4
2. Yes	25.7	30.7	20.5	26.4	25.5	29.1	24.3	26.6	23.2	25.0	27.8	16.3	32.4	31.8	43.5	58.5
3. Not sure, no opinion	22.7	20.2	25.4	21.8	22.0	16.1	27.0	23.9	20.6	22.2	23.7	28.8	17.7	16.3	13.9	6.1
<i>Item 13100 Subject A11c</i>	<i>N</i> 2130	1043	1040	1276	242	340	515	797	477	1751	338	1113	464	191	297	27
E05F: . . . more emotionally unstable than average																
1. No	32.9	37.7	27.5	35.6	33.4	36.7	32.4	32.6	31.0	31.8	38.3	20.3	39.3	46.4	58.2	60.8
2. Yes	45.3	41.3	49.5	43.8	43.7	45.1	44.0	44.5	48.4	47.0	37.0	52.6	40.7	39.7	30.3	24.5
3. Not sure, no opinion	21.8	21.0	23.0	20.6	22.9	18.3	23.6	22.9	20.6	21.2	24.6	27.1	20.0	14.0	11.6	14.7
<i>Item 13110 Subject A11c</i>	<i>N</i> 2130	1042	1040	1274	244	341	514	798	477	1750	338	1114	464	191	297	28
E05G: . . . more concerned about other people than average																
1. No	61.1	60.7	61.9	64.2	55.1	63.4	59.8	60.7	61.4	62.5	55.4	62.5	56.7	61.8	63.8	45.0
2. Yes	15.2	18.0	11.5	13.8	18.7	16.7	13.0	15.0	16.9	13.8	21.6	8.7	20.6	20.1	24.1	44.6
3. Not sure, no opinion	23.7	21.3	26.7	22.0	26.2	19.9	27.2	24.3	21.6	23.7	23.0	28.8	22.7	18.0	12.1	10.4
<i>Item 13120 Subject A11c</i>	<i>N</i> 2125	1040	1039	1274	242	338	515	796	477	1748	337	1110	463	191	297	27
E05H: . . . more weak-willed than average																
1. No	32.8	37.3	28.4	34.0	38.5	41.3	33.5	31.5	28.3	31.7	38.7	21.4	37.8	44.4	55.7	68.6
2. Yes	42.4	40.7	43.7	43.1	32.6	39.6	39.2	41.4	49.5	43.4	37.2	48.3	40.0	38.7	28.9	20.6
3. Not sure, no opinion	24.8	22.0	27.9	23.0	28.9	19.2	27.3	27.1	22.2	24.9	24.1	30.3	22.3	16.9	15.5	10.8
<i>Item 13130 Subject A11c</i>	<i>N</i> 2121	1037	1038	1271	241	334	514	795	477	1744	336	1110	460	191	297	27
E05I: . . . more criminal than average																
1. No	34.7	37.5	32.1	34.6	40.6	40.4	32.3	33.5	35.1	33.4	42.6	22.1	41.9	44.5	60.7	66.7
2. Yes	43.4	41.8	44.3	45.5	34.4	43.4	44.5	42.0	44.4	44.8	34.8	50.1	40.4	40.4	26.9	27.1
3. Not sure, no opinion	22.0	20.7	23.5	19.9	25.0	16.2	23.2	24.5	20.5	21.8	22.6	27.9	17.7	15.1	12.4	6.2
<i>Item 13140 Subject A11c</i>	<i>N</i> 2121	1038	1037	1272	242	335	515	798	473	1745	334	1109	462	188	297	27

DESCRIPTIVE RESULTS: 2010

213

QUESTIONNAIRE FORM 5 2010	TOTAL	SEX		RACE		REGION				COLLEGE PLANS?		ILLICIT DRUG USE: LIFETIME					
		M	F	White	Black	NE	NC	S	W	Yes	No	None	Mari- juana Only	Few Pills	More Pills	Any Her- oin	
<i>N (Weighted No. of Cases):</i>	2529	1203	1197	1421	295	481	555	954	540	1965	380	1264	572	217	346	38	
<i>% of Weighted Total:</i>	100.0	47.6	47.3	56.2	11.7	19.0	21.9	37.7	21.3	77.7	15.0	50.0	22.6	8.6	13.7	1.5	
E06: Do you agree or disagree . . .																	
E06A: Smokers know how to enjoy life more than non-smokers																	
1. Disagree	61.5	54.8	68.5	64.0	59.2	58.2	59.6	61.8	65.3	62.9	54.7	70.5	59.9	55.5	37.1	43.8	
2. Mostly disagree	8.8	10.2	7.7	8.9	9.0	10.6	9.2	8.9	7.0	8.8	7.6	8.0	10.6	8.6	10.4	4.7	
3. Neither	21.6	24.6	18.5	20.3	21.6	22.0	23.9	21.1	19.5	20.5	27.6	17.6	21.4	22.7	35.8	19.2	
4. Mostly agree	4.4	5.5	3.5	3.9	2.9	4.5	3.9	3.8	5.8	4.3	5.0	1.9	5.4	8.0	10.1	2.2	
5. Agree	3.7	4.9	1.8	2.8	7.3	4.8	3.4	4.3	2.4	3.4	5.0	2.0	2.6	5.1	6.6	30.1	
<i>Item 21000 Subject A11c</i>	<i>N</i>	<i>2135</i>	<i>1046</i>	<i>1042</i>	<i>1284</i>	<i>244</i>	<i>334</i>	<i>521</i>	<i>804</i>	<i>475</i>	<i>1752</i>	<i>337</i>	<i>1112</i>	<i>462</i>	<i>188</i>	<i>307</i>	<i>29</i>
E06B: I prefer to date people who don't smoke																	
1. Disagree	6.6	6.9	5.8	5.8	11.2	6.4	6.4	8.4	3.8	5.1	12.9	3.7	5.2	9.1	12.8	25.0	
2. Mostly disagree	2.9	2.2	3.6	3.2	3.0	2.2	3.5	2.5	3.3	2.6	4.0	0.8	4.0	3.7	8.6	-	
3. Neither	17.2	17.3	17.0	17.0	16.1	19.1	16.7	19.2	13.3	15.4	27.4	10.8	22.8	15.0	31.6	39.8	
4. Mostly agree	12.2	12.0	12.5	11.9	9.9	13.7	13.6	11.6	10.7	12.7	9.9	9.6	14.0	21.9	14.6	5.4	
5. Agree	61.1	61.5	61.1	62.2	59.8	58.6	59.8	58.3	69.0	64.2	45.8	75.1	54.0	50.3	32.4	29.8	
<i>Item 21010 Subject A11c</i>	<i>N</i>	<i>2127</i>	<i>1041</i>	<i>1039</i>	<i>1278</i>	<i>243</i>	<i>328</i>	<i>521</i>	<i>804</i>	<i>475</i>	<i>1748</i>	<i>335</i>	<i>1108</i>	<i>462</i>	<i>188</i>	<i>307</i>	<i>26</i>
E06C: The harmful effects of cigarettes have been exaggerated																	
1. Disagree	49.3	45.0	53.1	52.0	47.2	45.7	45.1	50.4	54.5	50.8	41.0	51.9	49.8	51.4	40.9	34.1	
2. Mostly disagree	18.2	18.8	17.7	18.2	13.7	21.7	19.8	17.5	15.0	18.7	15.0	18.5	18.4	22.6	16.5	1.3	
3. Neither	19.7	21.7	18.1	18.7	22.1	19.5	23.6	17.6	19.3	18.4	27.7	18.9	18.7	12.8	26.0	31.8	
4. Mostly agree	6.6	7.4	5.9	6.5	4.9	6.4	6.3	6.9	6.6	6.4	8.0	4.5	7.7	6.4	12.8	12.7	
5. Agree	6.2	7.1	5.2	4.6	12.2	6.7	5.2	7.6	4.5	5.6	8.3	6.2	5.3	6.8	3.9	20.1	
<i>Item 21020 Subject A11c</i>	<i>N</i>	<i>2118</i>	<i>1034</i>	<i>1038</i>	<i>1278</i>	<i>240</i>	<i>331</i>	<i>519</i>	<i>795</i>	<i>472</i>	<i>1738</i>	<i>336</i>	<i>1100</i>	<i>462</i>	<i>188</i>	<i>304</i>	<i>29</i>
E06D: I think that becoming a smoker reflects poor judgment																	
1. Disagree	10.9	10.6	10.7	9.8	19.1	12.8	9.9	12.5	8.1	9.4	17.2	6.9	10.2	10.2	21.9	44.8	
2. Mostly disagree	8.0	7.3	8.9	7.6	10.9	10.6	7.6	9.1	4.7	8.4	6.8	6.1	10.1	9.8	11.8	4.5	
3. Neither	26.7	28.7	24.7	27.2	21.2	23.4	29.0	27.6	25.1	25.1	35.3	21.7	32.8	26.4	34.8	26.7	
4. Mostly agree	19.7	21.0	18.7	20.5	10.3	22.1	25.0	14.3	21.4	20.9	13.5	21.5	19.6	21.6	14.7	12.8	
5. Agree	34.6	32.5	37.0	34.8	38.4	31.1	28.5	36.5	40.7	36.2	27.2	43.7	27.3	32.0	16.8	11.3	
<i>Item 21030 Subject A11c</i>	<i>N</i>	<i>2129</i>	<i>1044</i>	<i>1039</i>	<i>1281</i>	<i>241</i>	<i>330</i>	<i>521</i>	<i>804</i>	<i>474</i>	<i>1749</i>	<i>337</i>	<i>1109</i>	<i>461</i>	<i>188</i>	<i>307</i>	<i>29</i>
E06E: I personally don't mind being around people who are smoking																	
1. Disagree	32.6	28.5	36.6	32.5	33.3	33.2	30.3	31.3	36.8	33.8	25.2	42.6	25.8	21.3	14.7	16.5	
2. Mostly disagree	17.0	16.6	17.8	16.9	16.8	15.0	19.4	16.0	17.6	18.0	12.5	18.2	16.6	22.5	12.0	5.5	
3. Neither	18.0	20.2	15.6	16.7	22.5	20.0	20.2	16.7	16.5	17.4	22.0	19.0	19.2	10.9	16.6	8.6	
4. Mostly agree	17.9	19.9	16.1	18.4	12.2	18.4	17.8	18.3	17.1	17.9	17.8	12.7	25.2	25.0	22.3	18.8	
5. Agree	14.5	14.9	13.9	15.4	15.2	13.4	12.4	17.8	11.9	12.9	22.4	7.4	13.2	20.4	34.5	50.5	
<i>Item 21040 Subject A11c</i>	<i>N</i>	<i>2127</i>	<i>1043</i>	<i>1037</i>	<i>1278</i>	<i>243</i>	<i>333</i>	<i>519</i>	<i>801</i>	<i>475</i>	<i>1745</i>	<i>337</i>	<i>1107</i>	<i>460</i>	<i>188</i>	<i>307</i>	<i>30</i>
E06F: Smoking is a dirty habit																	
1. Disagree	6.5	8.1	4.7	4.9	13.2	8.1	6.1	7.4	4.4	5.5	10.4	4.4	4.2	5.9	13.4	41.6	
2. Mostly disagree	4.4	5.4	3.7	4.7	4.0	2.4	4.4	5.1	4.9	3.9	7.7	2.3	6.5	3.8	10.1	2.2	
3. Neither	16.0	17.5	14.1	13.8	18.2	15.4	17.6	16.9	13.0	15.1	21.2	12.8	18.7	17.3	21.1	16.5	
4. Mostly agree	18.7	19.5	17.9	21.0	11.6	23.1	19.4	16.6	18.5	19.0	17.0	16.2	20.8	24.6	22.0	15.8	
5. Agree	54.3	49.6	59.6	55.5	53.0	51.1	52.6	53.9	59.3	56.6	43.7	64.4	49.8	48.4	33.4	23.9	
<i>Item 21050 Subject A11c</i>	<i>N</i>	<i>2125</i>	<i>1040</i>	<i>1039</i>	<i>1276</i>	<i>242</i>	<i>331</i>	<i>519</i>	<i>800</i>	<i>475</i>	<i>1743</i>	<i>338</i>	<i>1108</i>	<i>460</i>	<i>187</i>	<i>307</i>	<i>29</i>
E06G: I strongly dislike being near people who are smoking																	
1. Disagree	17.2	17.7	16.4	18.1	19.8	18.0	15.5	21.3	11.8	15.2	27.0	8.9	17.0	25.2	38.1	48.9	
2. Mostly disagree	11.9	14.1	9.8	12.1	8.8	14.7	11.8	12.3	9.5	11.9	11.2	8.8	15.9	17.6	13.9	10.6	
3. Neither	21.7	25.7	17.8	20.4	25.2	19.4	26.0	19.4	22.5	20.4	29.9	20.4	26.0	18.0	23.3	12.6	
4. Mostly agree	15.1	13.0	17.7	15.2	13.6	13.9	15.2	14.3	17.5	16.9	6.0	17.9	14.8	13.8	8.3	7.9	
5. Agree	34.0	29.5	38.3	34.2	32.6	34.0	31.5	32.8	38.7	35.7	26.0	44.1	26.3	25.3	16.4	20.0	
<i>Item 21055 Subject A11c</i>	<i>N</i>	<i>2127</i>	<i>1042</i>	<i>1038</i>	<i>1279</i>	<i>241</i>	<i>330</i>	<i>521</i>	<i>801</i>	<i>475</i>	<i>1747</i>	<i>336</i>	<i>1108</i>	<i>461</i>	<i>187</i>	<i>307</i>	<i>28</i>

QUESTIONNAIRE FORM 5 2010	TOTAL	SEX		RACE		REGION				COLLEGE PLANS?		ILLICIT DRUG USE: LIFETIME					
		M	F	White	Black	NE	NC	S	W	Yes	No	None	Mari- juana Only	Few Pills	More Pills	Any Her- oin	
<i>N (Weighted No. of Cases):</i>	2529	1203	1197	1421	295	481	555	954	540	1965	380	1264	572	217	346	38	
<i>% of Weighted Total:</i>	100.0	47.6	47.3	56.2	11.7	19.0	21.9	37.7	21.3	77.7	15.0	50.0	22.6	8.6	13.7	1.5	
E07: On how many occasions (if any) have you had flavored alcoholic beverages like Mike's Hard Lemonade, Skyy Blue, Smirnoff Ice, Zima, Baccardi Silver, wine coolers, etc. to drink—more than just a few sips. . . (Do not include regular liquor, beer, or wine.)																	
E07A: . . . in your lifetime?																	
1. 0 occasions	37.4	42.2	32.8	34.0	51.8	32.6	37.4	37.8	40.2	37.4	37.6	57.8	16.3	17.0	10.6	8.7	
2. 1-2	15.5	14.0	17.2	16.4	13.1	13.3	15.6	16.6	15.0	15.9	10.9	16.6	16.7	14.7	11.3	4.9	
3. 3-5	11.1	10.4	11.8	11.1	12.5	8.0	11.3	12.5	10.6	11.7	8.6	9.5	14.5	18.7	8.0	-	
4. 6-9	10.5	9.7	11.4	10.1	6.3	14.2	8.8	9.6	11.3	10.5	10.8	5.8	19.1	14.2	9.8	34.6	
5. 10-19	9.8	8.9	10.7	12.0	5.2	9.7	10.1	9.4	10.4	9.8	11.0	4.9	14.7	12.6	19.3	-	
6. 20-39 occasions	7.6	6.6	8.5	7.7	5.6	10.2	9.6	5.7	6.7	7.4	9.5	3.6	11.4	9.5	15.7	11.3	
7. 40 or more	8.1	8.3	7.7	8.8	5.6	11.9	7.2	8.5	5.8	7.3	11.7	1.8	7.3	13.3	25.3	40.5	
<i>Item 31360 Subject A01a</i>	<i>N</i>	<i>2083</i>	<i>1021</i>	<i>1018</i>	<i>1265</i>	<i>235</i>	<i>328</i>	<i>512</i>	<i>773</i>	<i>470</i>	<i>1715</i>	<i>327</i>	<i>1086</i>	<i>457</i>	<i>186</i>	<i>295</i>	<i>28</i>
E07B: . . . during the last 12 months?																	
1. 0 occasions	52.1	56.6	48.1	47.9	63.7	45.1	52.6	51.8	57.0	52.0	52.0	70.2	36.0	33.1	24.2	29.7	
2. 1-2	17.6	15.1	20.0	18.7	13.8	16.6	16.4	19.4	16.7	18.1	14.6	15.8	22.6	25.9	12.9	5.2	
3. 3-5	11.5	9.9	13.3	12.1	11.8	13.1	11.8	11.9	9.6	12.0	9.4	6.6	18.4	18.3	15.3	12.1	
4. 6-9	7.7	7.1	8.0	9.0	2.9	8.2	8.2	6.8	8.5	7.6	8.8	4.5	9.7	9.8	14.0	23.8	
5. 10-19	5.1	5.0	5.3	5.7	1.0	4.9	5.7	4.9	4.8	4.7	7.6	1.8	7.9	4.2	13.2	5.9	
6. 20-39	3.1	3.1	3.0	3.4	2.6	7.1	3.4	1.7	2.3	3.4	1.8	0.5	3.6	4.6	10.6	7.2	
7. 40 or more	2.8	3.2	2.3	3.1	4.3	4.9	2.0	3.6	1.1	2.2	5.7	0.6	1.8	4.1	9.8	16.2	
<i>Item 31370 Subject A01b</i>	<i>N</i>	<i>2074</i>	<i>1013</i>	<i>1017</i>	<i>1259</i>	<i>234</i>	<i>326</i>	<i>511</i>	<i>768</i>	<i>469</i>	<i>1709</i>	<i>327</i>	<i>1082</i>	<i>454</i>	<i>184</i>	<i>295</i>	<i>27</i>
E07C: . . . during the last 30 days?																	
1. 0 occasions	75.9	77.4	75.0	74.7	80.0	68.7	76.3	76.7	79.1	76.1	73.2	88.7	67.0	66.8	50.8	48.5	
2. 1-2	13.6	11.8	15.0	14.3	11.1	16.6	14.1	13.1	11.8	14.2	11.5	8.1	18.8	20.0	22.4	19.1	
3. 3-5	5.2	5.4	5.1	5.6	3.0	3.5	4.9	5.4	6.4	4.9	7.5	2.0	8.8	7.0	10.4	3.5	
4. 6-9	2.8	2.8	2.7	3.0	1.8	7.0	2.4	1.9	1.8	2.5	4.7	0.7	3.2	2.9	8.8	17.6	
5. 10-19	1.2	1.5	1.0	1.4	0.5	2.7	1.3	0.9	0.4	1.3	0.8	0.2	1.2	2.9	3.5	3.4	
6. 20-39	0.2	0.2	0.3	0.2	0.6	0.2	0.4	0.3	-	0.2	0.4	-	0.6	-	0.5	3.4	
7. 40 or more	1.0	0.9	1.0	0.9	3.0	1.3	0.6	1.5	0.5	0.9	2.0	0.3	0.5	0.3	3.6	4.4	
<i>Item 31380 Subject A01c</i>	<i>N</i>	<i>2069</i>	<i>1009</i>	<i>1017</i>	<i>1255</i>	<i>234</i>	<i>326</i>	<i>510</i>	<i>768</i>	<i>465</i>	<i>1708</i>	<i>323</i>	<i>1083</i>	<i>451</i>	<i>184</i>	<i>294</i>	<i>27</i>
E08: On how many occasions (if any) have you used "crack" cocaine. . .																	
E08A: . . . in your lifetime?																	
1. 0 occasions	97.0	96.5	98.1	97.2	99.2	97.0	97.5	97.3	96.1	97.5	94.6	100.0	100.0	96.1	88.1	41.4	
2. 1-2	1.4	1.2	1.3	1.5	-	1.2	0.9	0.7	3.2	1.5	0.8	-	-	2.5	7.8	5.2	
3. 3-5	0.4	0.8	*	0.5	-	0.9	0.2	0.2	0.7	0.3	1.1	-	-	-	1.0	21.2	
4. 6-9	0.2	0.3	0.1	0.1	-	-	0.4	0.2	-	0.1	0.6	-	-	0.9	0.2	3.0	
5. 10-19	0.4	0.4	0.3	0.5	-	-	0.3	0.8	-	0.2	1.4	-	-	-	1.1	14.6	
6. 20-39 occasions	0.2	0.2	0.2	-	0.3	0.3	0.2	0.2	-	0.2	-	-	-	-	1.0	2.6	
7. 40 or more	0.4	0.6	-	0.2	0.5	0.6	0.5	0.5	-	0.2	1.4	-	-	0.5	0.7	11.8	
<i>Item 22260 Subject A01a</i>	<i>N</i>	<i>2101</i>	<i>1027</i>	<i>1031</i>	<i>1270</i>	<i>235</i>	<i>328</i>	<i>518</i>	<i>786</i>	<i>470</i>	<i>1729</i>	<i>331</i>	<i>1097</i>	<i>460</i>	<i>187</i>	<i>299</i>	<i>26</i>
E08B: . . . during the last 12 months?																	
1. 0 occasions	97.9	97.3	98.9	97.9	99.4	97.7	98.2	97.5	98.5	98.4	95.0	100.0	100.0	96.4	93.3	49.2	
2. 1-2	0.9	1.1	0.5	1.0	-	0.9	0.2	1.0	1.5	1.0	0.5	-	-	2.3	4.0	9.0	
3. 3-5	0.5	0.6	0.4	0.7	-	0.9	0.7	0.4	-	0.3	1.2	-	-	0.6	1.5	15.7	
4. 6-9	0.3	0.5	-	0.2	-	-	0.3	0.5	-	-	1.7	-	-	0.3	-	16.5	
5. 10-19	0.1	0.1	0.1	0.1	0.3	-	0.3	0.1	-	0.1	0.3	-	-	-	0.5	2.7	
6. 20-39	0.1	0.2	-	-	0.4	0.3	0.2	-	-	*	0.3	-	-	-	-	6.8	
7. 40 or more	0.3	0.3	-	0.1	-	0.3	0.2	0.5	-	0.1	1.1	-	-	0.5	0.7	-	
<i>Item 22270 Subject A01b</i>	<i>N</i>	<i>2102</i>	<i>1028</i>	<i>1031</i>	<i>1271</i>	<i>234</i>	<i>328</i>	<i>518</i>	<i>787</i>	<i>470</i>	<i>1730</i>	<i>332</i>	<i>1097</i>	<i>461</i>	<i>187</i>	<i>300</i>	<i>26</i>
E08C: . . . during the last 30 days?																	
1. 0 occasions	98.8	97.9	99.9	98.8	99.7	98.4	99.0	98.4	99.5	99.5	95.2	100.0	100.0	98.6	97.3	59.7	
2. 1-2	0.6	1.1	-	0.7	-	0.2	0.5	0.8	0.5	0.3	2.0	-	-	0.6	1.3	22.0	
3. 3-5	0.3	0.5	0.1	0.4	0.3	1.1	0.1	0.3	-	0.1	1.2	-	-	-	0.7	16.7	
4. 6-9	*	0.1	-	-	-	-	0.1	0.1	-	-	0.3	-	-	0.3	-	1.6	
5. 10-19	*	*	-	*	-	-	0.1	-	-	-	0.1	-	-	-	-	-	
6. 20-39	-	-	-	-	-	-	-	-	-	-	-	-	-	-	-	-	
7. 40 or more	0.3	0.3	-	0.1	-	0.3	0.2	0.5	-	0.1	1.1	-	-	0.5	0.7	-	
<i>Item 22280 Subject A01c</i>	<i>N</i>	<i>2103</i>	<i>1029</i>	<i>1031</i>	<i>1272</i>	<i>234</i>	<i>328</i>	<i>518</i>	<i>786</i>	<i>470</i>	<i>1730</i>	<i>333</i>	<i>1097</i>	<i>461</i>	<i>187</i>	<i>299</i>	<i>26</i>

* = less than .05 percent.

DESCRIPTIVE RESULTS: 2010

215

QUESTIONNAIRE FORM 5 2010	TOTAL	SEX		RACE		REGION				COLLEGE PLANS?		ILLICIT DRUG USE: LIFETIME				
		M	F	White	Black	NE	NC	S	W	Yes	No	None	Mari- juana Only	Few Pills	More Pills	Any Her- oin
<i>N (Weighted No. of Cases):</i>	2529	1203	1197	1421	295	481	555	954	540	1965	380	1264	572	217	346	38
<i>% of Weighted Total:</i>	100.0	47.6	47.3	56.2	11.7	19.0	21.9	37.7	21.3	77.7	15.0	50.0	22.6	8.6	13.7	1.5
E09: Anabolic steroids are prescription drugs sometimes prescribed by doctors to treat certain conditions. Some athletes, and others, have used them to try to increase muscle development. On how many occasions (if any) have you taken steroids on your own—that is, without a doctor telling you to take them. . .																
E09A: . . . in your lifetime?																
1. 0 occasions	97.4	96.3	99.1	97.1	98.7	95.5	97.6	97.4	98.8	98.1	93.8	99.4	98.7	98.3	92.5	64.9
2. 1-2	1.4	2.0	0.6	1.7	0.5	1.5	1.3	1.8	0.9	1.1	3.0	0.3	0.7	1.1	5.8	13.0
3. 3-5	0.2	0.1	0.3	0.3	-	0.9	0.1	-	-	0.2	-	0.3	-	-	0.2	-
4. 6-9	0.1	0.2	-	0.2	-	0.1	0.2	0.1	0.2	0.1	0.4	0.1	*	-	0.3	1.5
5. 10-19	0.1	0.3	-	0.2	0.3	-	0.3	0.2	-	0.2	0.1	-	0.2	0.6	-	3.6
6. 20-39 occasions	0.2	0.4	-	0.2	0.5	1.2	-	-	-	0.1	0.9	-	-	-	-	13.8
7. 40 or more	0.5	0.7	-	0.3	-	0.8	0.5	0.5	0.2	0.3	1.8	-	0.4	-	1.3	3.2
<i>Item 22690 Subject A01a</i>	<i>N</i>	2093	1021	1028	1266	324	517	786	465	1727	326	1093	455	186	300	29
E09B: . . . during the last 12 months?																
1. 0 occasions	98.5	97.4	99.8	98.4	98.7	97.8	98.5	98.3	99.3	99.1	95.2	100.0	99.1	98.5	95.8	70.5
2. 1-2	0.6	1.0	0.2	0.8	0.5	0.2	0.6	0.9	0.6	0.4	1.9	-	0.3	0.9	2.7	7.5
3. 3-5	0.1	0.3	-	0.1	0.3	0.1	0.2	0.2	-	0.1	0.1	-	0.3	-	0.2	3.6
4. 6-9	0.1	0.2	-	0.1	-	-	0.2	0.1	-	0.1	0.1	-	-	0.6	-	1.5
5. 10-19	*	0.1	-	-	-	0.3	-	-	-	-	0.3	-	-	-	-	3.2
6. 20-39	0.2	0.4	-	0.2	0.5	1.2	-	-	-	0.1	0.9	-	-	-	-	13.8
7. 40 or more	0.4	0.7	-	0.3	-	0.5	0.5	0.5	0.2	0.3	1.5	-	0.4	-	1.3	-
<i>Item 22700 Subject A01b</i>	<i>N</i>	2093	1020	1029	1265	325	516	787	465	1726	326	1094	455	186	299	29
E09C: . . . during the last 30 days?																
1. 0 occasions	98.9	98.4	99.8	99.1	98.7	97.9	98.8	98.9	99.8	99.4	96.3	100.0	99.5	99.4	97.9	70.5
2. 1-2	0.3	0.3	0.2	0.3	0.8	0.1	0.5	0.5	-	0.2	0.9	-	0.2	0.6	0.6	9.8
3. 3-5	0.1	0.2	-	*	-	0.3	0.2	-	-	*	0.4	-	-	-	0.2	4.5
4. 6-9	*	*	-	-	-	-	-	0.1	-	-	0.1	-	-	-	-	1.5
5. 10-19	0.1	0.1	-	*	-	0.1	0.2	-	-	*	0.3	-	-	-	0.5	-
6. 20-39	0.2	0.4	-	0.2	0.5	1.2	-	-	-	0.1	0.9	-	-	-	-	13.8
7. 40 or more	0.4	0.5	-	0.3	-	0.3	0.3	0.5	0.2	0.2	1.2	-	0.4	-	0.8	-
<i>Item 22710 Subject A01c</i>	<i>N</i>	2093	1021	1029	1266	324	517	787	465	1727	326	1094	455	186	300	29
E10: What methods have you used for taking steroids on your own? (Mark all that apply.)																
A. Injection	0.8	1.2	0.1	0.8	0.3	1.3	0.7	0.9	0.2	0.3	3.2	-	0.5	-	1.5	18.7
B. By mouth	1.9	2.6	0.8	2.0	1.3	3.1	1.4	2.5	0.9	1.5	4.5	0.6	0.4	1.1	7.0	21.2
C. Haven't used steroids	97.7	96.7	99.1	97.5	98.7	96.0	98.1	97.4	99.0	98.4	94.1	99.4	99.1	98.9	92.8	65.7
<i>Item 23790-23800, 30940 Subject A05dN</i>	2090	1017	1029	1262	237	323	515	787	465	1723	326	1093	453	185	299	29
E11: During the LAST 12 MONTHS, on how many occasions (if any) have you . . .																
E11A: . . . taken ketamine ("special K," "super K")																
1. 0 occasions	98.8	98.6	99.4	99.3	98.7	99.2	98.9	98.9	98.1	99.3	96.4	100.0	100.0	98.4	96.9	71.8
2. 1-2	0.5	0.5	0.4	0.5	0.5	-	0.8	0.3	0.8	0.4	1.1	-	-	0.7	1.0	17.4
3. 3-5	0.2	0.4	-	0.1	-	-	0.1	0.1	0.7	0.1	0.5	-	-	-	1.2	2.6
4. 6-9	0.2	0.1	0.1	-	0.3	0.5	-	0.1	0.3	0.1	0.3	-	-	0.5	0.5	1.4
5. 10-19	0.1	0.1	*	*	0.3	-	-	0.1	-	*	0.1	-	-	-	0.1	2.3
6. 20-39	0.1	0.2	-	0.1	-	0.3	-	0.1	0.2	0.1	0.5	-	-	0.3	0.3	3.1
7. 40 or more	0.2	0.1	-	0.1	0.2	-	0.2	0.4	-	-	1.1	-	-	-	-	1.4
<i>Item 31060 Subject A01b</i>	<i>N</i>	2132	1043	1040	1286	341	521	803	467	1747	339	1108	465	189	304	30

* = less than .05 percent.

QUESTIONNAIRE FORM 5 2010	TOTAL	SEX		RACE		REGION				COLLEGE PLANS?		ILLICIT DRUG USE: LIFETIME				
		M	F	White	Black	NE	NC	S	W	Yes	No	None	Mari- juana Only	Few Pills	More Pills	Any Her- oin
<i>N (Weighted No. of Cases):</i>	2529	1203	1197	1421	295	481	555	954	540	1965	380	1264	572	217	346	38
<i>% of Weighted Total:</i>	100.0	47.6	47.3	56.2	11.7	19.0	21.9	37.7	21.3	77.7	15.0	50.0	22.6	8.6	13.7	1.5
E11B: . . . taken OxyContin (without a doctor's orders)																
1. 0 occasions	95.8	95.4	96.6	95.4	96.4	95.3	96.0	95.8	95.9	96.8	91.2	100.0	100.0	97.0	80.6	40.7
2. 1-2	1.8	1.9	1.7	2.4	0.8	2.0	1.8	1.7	2.0	1.7	2.7	-	-	1.8	10.0	12.8
3. 3-5	0.8	0.6	1.0	0.9	-	0.8	1.2	0.6	0.6	0.5	2.2	-	-	-	4.3	9.6
4. 6-9	0.5	0.7	-	0.4	1.3	0.8	0.3	0.7	-	0.2	1.5	-	-	0.5	0.8	18.2
5. 10-19	0.6	0.8	0.5	0.4	1.3	1.0	0.2	0.6	0.9	0.6	0.8	-	-	0.3	3.5	4.3
6. 20-39	0.1	0.1	0.1	0.1	-	-	-	0.2	0.2	0.1	-	-	-	-	0.3	4.3
7. 40 or more	0.4	0.4	0.1	0.4	0.3	-	0.5	0.6	0.4	0.2	1.7	-	-	0.3	0.5	10.0
<i>Item 31310 Subject A01b</i>	<i>N</i> 2127	1039	1039	1285	240	342	519	800	466	1744	337	1103	465	187	304	32
E11C: . . . taken Vicodin (without a doctor's orders)																
1. 0 occasions	92.9	92.6	93.8	92.1	95.1	92.2	90.9	95.4	91.4	93.6	89.3	100.0	100.0	88.9	64.9	45.5
2. 1-2	3.0	2.7	3.2	3.4	1.3	3.3	3.9	2.1	3.2	2.8	3.9	-	-	9.8	13.8	7.6
3. 3-5	1.4	1.5	1.1	1.9	-	2.5	1.0	1.1	1.7	1.2	2.4	-	-	0.3	7.8	15.5
4. 6-9	1.1	1.4	0.8	1.0	2.0	1.3	2.1	0.4	1.0	1.0	1.5	-	-	0.6	5.6	15.0
5. 10-19	0.7	0.7	0.5	0.6	1.1	0.8	0.7	0.3	1.1	0.6	0.8	-	-	0.3	4.0	2.0
6. 20-39	0.3	0.3	0.2	0.3	-	-	0.5	-	0.7	0.2	0.6	-	-	-	1.7	3.0
7. 40 or more	0.7	0.8	0.3	0.7	0.5	-	0.9	0.7	0.9	0.5	1.6	-	-	-	2.2	11.4
<i>Item 31320 Subject A01b</i>	<i>N</i> 2127	1041	1039	1285	240	341	519	802	466	1745	337	1103	465	188	304	32
E11D: . . . taken Salvia																
1. 0 occasions	94.6	91.6	98.1	94.3	97.4	96.4	94.9	94.0	93.9	95.3	91.3	100.0	96.6	88.2	82.2	53.8
2. 1-2	3.4	5.2	1.5	3.8	0.6	1.8	3.6	3.4	4.2	3.1	4.5	-	2.3	11.8	10.0	19.7
3. 3-5	0.6	1.0	0.2	0.7	-	0.4	0.4	0.8	0.7	0.5	0.9	*	0.5	-	2.8	3.1
4. 6-9	0.5	0.7	*	0.5	1.0	0.8	0.3	0.5	0.6	0.4	0.7	-	0.3	-	1.7	8.1
5. 10-19	0.3	0.6	0.1	0.4	-	-	0.1	0.4	0.5	0.3	0.3	-	0.2	-	1.6	2.0
6. 20-39	0.1	0.2	-	*	0.5	-	0.1	0.1	0.2	0.1	0.1	-	0.1	-	0.3	2.2
7. 40 or more	0.5	0.8	*	0.3	0.5	0.6	0.6	0.7	-	0.2	2.2	-	-	-	1.3	11.2
<i>Item 32500 Subject A01b</i>	<i>N</i> 2123	1040	1036	1281	240	341	519	799	465	1742	336	1103	463	187	302	32
E11E: . . . taken Provigil, a prescription stay-awake drug (without a doctor's orders)																
1. 0 occasions	98.8	98.5	99.5	99.1	98.3	98.4	98.9	98.5	99.4	99.4	95.8	99.8	99.5	99.5	97.1	84.6
2. 1-2	0.3	0.2	0.4	0.3	0.3	0.7	0.1	0.3	0.3	0.1	1.3	0.1	-	0.2	1.6	-
3. 3-5	0.2	0.3	-	0.2	-	-	0.2	0.3	-	0.1	0.4	-	0.2	-	0.4	-
4. 6-9	0.1	0.2	*	*	0.8	0.6	-	0.1	0.1	0.1	0.3	-	-	-	0.4	3.9
5. 10-19	0.2	0.1	-	0.1	0.2	-	0.1	0.4	-	*	0.3	*	0.1	0.3	-	1.4
6. 20-39	0.1	0.2	0.1	-	0.2	0.3	0.1	0.1	0.2	0.1	0.3	-	0.1	-	0.3	5.0
7. 40 or more	0.3	0.4	-	0.2	0.3	-	0.5	0.5	-	0.1	1.6	*	-	-	0.3	5.2
<i>Item 32510 Subject A01b</i>	<i>N</i> 2118	1036	1034	1280	239	341	516	796	465	1737	337	1097	463	187	302	32
E12: Over the LAST 12 MONTHS, about how often have you gone to parties?																
1. Not at all—GO TO Q.E14	31.5	30.2	33.4	32.1	36.7	25.3	31.0	34.6	31.2	29.6	40.1	45.1	16.6	17.0	14.6	18.5
2. Once a month or less	30.8	30.1	31.3	29.7	29.6	25.5	28.6	31.1	36.6	33.1	21.0	32.8	32.9	27.7	25.6	11.8
3. 2 or 3 times a month	19.6	19.6	19.8	19.2	20.4	26.1	20.2	17.4	17.9	20.1	17.1	14.7	29.1	21.9	23.1	12.9
4. About once a week	10.2	11.4	8.8	11.1	7.2	13.5	12.0	8.5	8.7	9.7	11.5	4.5	13.5	21.2	17.1	26.4
5. 2 or 3 times a week	6.1	6.2	5.9	6.2	5.1	6.0	7.0	6.7	4.2	6.1	6.3	2.5	6.1	9.1	15.0	20.0
6. Over 3 times a week	1.8	2.4	0.8	1.7	0.9	3.6	1.3	1.7	1.5	1.3	4.1	0.4	1.8	3.1	4.6	10.3
<i>Item 21900 Subject C07</i>	<i>N</i> 2116	1038	1032	1278	233	340	514	796	466	1732	337	1099	461	186	302	31
E13: Now think about the parties you went to in the last 12 months. How often . . .																
E13A: Were people over age 30 present at least some of the time?																
1. Never	46.3	48.0	44.3	46.1	50.5	52.6	47.5	45.4	41.2	45.6	48.7	43.1	51.4	51.5	43.9	33.4
2. Seldom	24.5	22.7	27.2	26.4	27.0	24.9	23.1	24.1	26.7	24.6	24.8	21.6	24.9	24.0	30.6	35.0
3. Sometimes	13.7	13.2	14.3	13.7	11.8	13.6	11.7	14.8	14.3	14.4	11.5	13.9	13.6	12.4	15.1	12.6
4. Most times	8.8	11.1	6.4	8.1	5.2	3.8	9.8	8.8	11.6	8.5	8.0	12.0	6.4	6.3	5.8	10.4
5. Always	6.7	5.0	7.9	5.7	5.6	5.1	7.9	7.0	6.2	6.8	6.9	9.5	3.7	5.8	4.6	8.6
<i>Item 21910 Subject C07, M02</i>	<i>N†</i> 1495	754	700	893	164	260	370	544	322	1242	217	635	388	158	262	25

*= \leq .05 percent. †=excludes respondents for whom question was inappropriate.

DESCRIPTIVE RESULTS: 2010

217

QUESTIONNAIRE FORM 5 2010	TOTAL	SEX		RACE		REGION				COLLEGE PLANS?		ILLICIT DRUG USE: LIFETIME					
		M	F	White	Black	NE	NC	S	W	Yes	No	None	Mari- juana Only	Few Pills	More Pills	Any Her- oin	
<i>N (Weighted No. of Cases):</i>	2529	1203	1197	1421	295	481	555	954	540	1965	380	1264	572	217	346	38	
<i>% of Weighted Total:</i>	100.0	47.6	47.3	56.2	11.7	19.0	21.9	37.7	21.3	77.7	15.0	50.0	22.6	8.6	13.7	1.5	
E13B: Did someone get high on alcohol?																	
1. Never	18.0	18.6	17.4	17.7	29.5	14.3	20.4	18.8	16.9	18.4	13.7	33.5	4.6	12.0	4.1	6.7	
2. Seldom	7.6	7.4	7.8	5.8	9.7	6.8	6.1	8.9	7.8	7.5	7.2	11.1	7.0	3.4	2.3	6.7	
3. Sometimes	13.0	12.3	13.6	9.5	19.1	12.4	11.3	14.3	13.1	13.1	13.4	15.7	11.9	12.1	9.9	3.3	
4. Most times	21.0	22.1	19.8	21.1	19.7	22.9	23.7	19.3	19.4	21.0	20.7	19.5	24.1	21.4	20.7	12.0	
5. Always	40.3	39.6	41.4	45.8	21.9	43.6	38.5	38.6	42.7	39.9	45.1	20.2	52.3	51.1	62.9	71.3	
<i>Item 21920 Subject A02b, C07</i>	<i>N†</i>	<i>1494</i>	<i>752</i>	<i>700</i>	<i>890</i>	<i>165</i>	<i>260</i>	<i>370</i>	<i>546</i>	<i>319</i>	<i>1239</i>	<i>218</i>	<i>633</i>	<i>388</i>	<i>158</i>	<i>262</i>	<i>25</i>
E13C: Did most people get high on alcohol?																	
1. Never	20.5	21.4	19.2	19.1	29.3	17.2	22.9	19.5	22.0	20.9	15.2	36.7	6.6	15.0	5.5	7.0	
2. Seldom	9.7	8.7	11.3	7.8	16.8	7.6	5.4	14.1	9.1	9.7	10.5	13.1	9.1	4.2	6.6	3.5	
3. Sometimes	15.2	15.3	15.0	12.6	16.1	12.8	15.9	15.4	15.9	15.5	13.3	19.5	15.1	12.2	7.3	3.7	
4. Most times	25.5	27.1	23.9	28.1	19.6	27.5	28.3	23.1	24.9	26.0	24.6	18.3	32.2	33.7	27.8	27.2	
5. Always	29.1	27.5	30.7	32.3	18.2	34.9	27.5	28.0	28.1	28.0	36.3	12.4	36.9	34.9	52.9	58.6	
<i>Item 21930 Subject A02b, C07</i>	<i>N†</i>	<i>1491</i>	<i>751</i>	<i>700</i>	<i>887</i>	<i>164</i>	<i>260</i>	<i>369</i>	<i>543</i>	<i>320</i>	<i>1238</i>	<i>216</i>	<i>633</i>	<i>388</i>	<i>158</i>	<i>262</i>	<i>23</i>
E13D: Did you get high on alcohol?																	
1. Never	40.9	40.3	42.1	32.5	66.8	32.1	36.9	44.2	46.9	42.6	29.0	68.4	24.0	26.0	11.0	15.2	
2. Seldom	11.5	9.0	14.3	11.2	9.7	9.8	12.6	11.4	11.9	11.6	11.6	8.9	15.9	12.8	10.9	8.5	
3. Sometimes	17.5	17.0	17.8	19.9	9.4	16.3	17.8	19.0	15.6	17.0	21.1	11.7	23.9	28.5	15.2	15.5	
4. Most times	16.9	17.3	15.9	20.4	8.6	24.2	18.8	14.8	12.3	17.1	15.9	8.3	20.0	18.3	31.4	15.9	
5. Always	13.2	16.4	9.8	15.9	5.5	17.6	14.0	10.6	13.2	11.7	22.4	2.7	16.1	14.4	31.5	44.9	
<i>Item 21940 Subject A05c, C07</i>	<i>N†</i>	<i>1484</i>	<i>747</i>	<i>695</i>	<i>883</i>	<i>165</i>	<i>256</i>	<i>365</i>	<i>543</i>	<i>320</i>	<i>1232</i>	<i>216</i>	<i>630</i>	<i>387</i>	<i>156</i>	<i>261</i>	<i>22</i>
E13E: Did you feel pressure to drink alcohol?																	
1. Never	66.7	65.2	68.1	62.8	80.3	68.6	61.6	71.0	63.5	66.4	67.1	72.7	62.4	62.7	64.2	54.7	
2. Seldom	18.0	18.9	17.0	20.6	12.4	16.2	20.0	16.8	19.0	18.7	15.0	16.6	17.6	19.9	19.8	34.4	
3. Sometimes	8.6	8.5	9.1	9.5	4.9	6.9	11.7	7.2	9.0	9.1	6.9	7.7	10.7	7.3	8.5	6.9	
4. Most times	4.0	4.1	3.6	4.7	0.4	3.3	3.6	3.7	5.3	3.4	7.6	1.8	6.1	3.1	4.3	2.6	
5. Always	2.8	3.3	2.2	2.3	2.0	5.0	3.1	1.3	3.2	2.4	3.4	1.3	3.1	7.0	3.2	1.5	
<i>Item 21950 Subject A02b, C07</i>	<i>N†</i>	<i>1487</i>	<i>748</i>	<i>697</i>	<i>886</i>	<i>163</i>	<i>258</i>	<i>367</i>	<i>542</i>	<i>319</i>	<i>1231</i>	<i>219</i>	<i>630</i>	<i>388</i>	<i>156</i>	<i>261</i>	<i>25</i>
E13F: Did you feel pressure to drink enough to get high?																	
1. Never	74.0	70.0	78.8	69.0	89.3	73.4	67.3	78.7	74.1	74.6	70.3	81.9	70.0	66.0	71.2	42.6	
2. Seldom	13.8	16.9	10.6	17.8	4.3	13.4	17.3	11.3	14.1	13.9	13.9	11.6	15.4	14.5	14.5	33.7	
3. Sometimes	7.1	6.9	6.4	7.5	5.6	5.0	9.5	7.2	5.7	7.0	8.2	4.9	7.8	9.8	7.2	16.7	
4. Most times	2.6	2.7	2.4	3.1	0.3	3.0	3.6	1.4	3.1	2.2	4.5	0.8	3.2	3.8	4.3	7.0	
5. Always	2.6	3.4	1.7	2.6	0.5	5.1	2.3	1.4	2.9	2.4	3.2	0.8	3.7	5.9	2.9	-	
<i>Item 21960 Subject A02b, C07</i>	<i>N†</i>	<i>1487</i>	<i>748</i>	<i>697</i>	<i>885</i>	<i>164</i>	<i>257</i>	<i>368</i>	<i>542</i>	<i>320</i>	<i>1232</i>	<i>219</i>	<i>629</i>	<i>388</i>	<i>156</i>	<i>261</i>	<i>25</i>
E13G: Did someone get high on marijuana?																	
1. Never	33.8	35.6	32.0	33.9	37.3	23.1	37.9	37.6	31.3	34.1	29.1	58.8	17.4	20.4	8.0	6.8	
2. Seldom	10.3	10.8	10.0	9.6	10.3	9.1	9.2	12.9	8.2	10.4	9.7	11.9	12.5	6.4	6.7	1.8	
3. Sometimes	16.1	15.6	16.0	16.8	13.6	17.6	17.3	14.2	16.8	16.7	14.1	13.2	18.5	20.3	17.9	17.3	
4. Most times	17.8	16.5	19.7	19.0	11.2	18.6	19.1	17.4	16.3	18.6	14.9	10.0	23.5	23.3	23.6	30.7	
5. Always	22.0	21.4	22.3	20.7	27.5	31.6	16.4	18.0	27.4	20.1	32.2	6.1	28.1	29.6	43.9	43.5	
<i>Item 21970 Subject A02b, C07</i>	<i>N†</i>	<i>1486</i>	<i>747</i>	<i>697</i>	<i>885</i>	<i>164</i>	<i>257</i>	<i>368</i>	<i>541</i>	<i>319</i>	<i>1232</i>	<i>217</i>	<i>629</i>	<i>388</i>	<i>156</i>	<i>261</i>	<i>24</i>
E13H: Did most people get high on marijuana?																	
1. Never	39.5	41.9	37.0	40.5	39.4	29.7	44.6	42.8	35.9	40.4	32.6	67.1	23.0	24.0	10.8	6.7	
2. Seldom	15.1	15.5	15.1	16.6	12.4	15.3	15.4	15.1	14.6	15.8	11.5	12.8	18.6	17.5	15.3	5.0	
3. Sometimes	17.2	17.2	17.0	18.1	18.0	17.7	17.0	16.0	19.2	17.8	15.7	9.9	20.1	25.6	23.8	25.2	
4. Most times	13.4	11.4	16.1	12.2	7.8	15.5	12.1	13.2	13.5	13.1	16.1	6.8	18.8	15.5	19.2	31.8	
5. Always	14.7	14.1	14.9	12.6	22.4	21.8	10.9	12.8	16.7	13.0	24.0	3.4	19.5	17.4	30.9	31.3	
<i>Item 21980 Subject A02b, C07</i>	<i>N†</i>	<i>1487</i>	<i>747</i>	<i>698</i>	<i>885</i>	<i>165</i>	<i>258</i>	<i>368</i>	<i>540</i>	<i>320</i>	<i>1231</i>	<i>219</i>	<i>630</i>	<i>387</i>	<i>156</i>	<i>261</i>	<i>25</i>

†=excludes respondents for whom question was inappropriate.

QUESTIONNAIRE FORM 5 2010	TOTAL	SEX		RACE		REGION				COLLEGE PLANS?		ILLICIT DRUG USE: LIFETIME					
		M	F	White	Black	NE	NC	S	W	Yes	No	None	Mari- juana Only	Few Pills	More Pills	Any Her- oin	
<i>N (Weighted No. of Cases):</i>	2529	1203	1197	1421	295	481	555	954	540	1965	380	1264	572	217	346	38	
<i>% of Weighted Total:</i>	100.0	47.6	47.3	56.2	11.7	19.0	21.9	37.7	21.3	77.7	15.0	50.0	22.6	8.6	13.7	1.5	
E13I: Did you get high on marijuana?																	
1. Never	68.1	66.2	71.4	66.3	78.3	57.1	70.8	72.0	67.2	70.5	53.9	100.0	53.7	50.4	29.0	14.6	
2. Seldom	8.3	8.2	8.0	9.3	4.1	10.7	8.4	6.7	8.7	8.9	6.2	-	14.9	12.9	15.7	13.4	
3. Sometimes	7.6	6.7	8.2	7.4	3.1	7.4	8.4	6.8	8.0	7.0	10.5	-	11.5	13.9	14.3	6.0	
4. Most times	5.7	6.2	5.1	6.2	3.1	8.9	3.6	5.5	6.1	5.2	7.8	-	8.8	11.0	9.2	29.7	
5. Always	10.3	12.7	7.2	10.9	11.4	15.9	8.8	8.9	10.0	8.4	21.6	-	11.0	11.7	31.9	36.4	
<i>Item 21990 Subject A05c, C07</i>	<i>N†</i>	<i>1479</i>	<i>742</i>	<i>695</i>	<i>879</i>	<i>163</i>	<i>255</i>	<i>368</i>	<i>537</i>	<i>318</i>	<i>1225</i>	<i>217</i>	<i>630</i>	<i>382</i>	<i>156</i>	<i>259</i>	<i>23</i>
E13J: Did you feel pressure to use marijuana?																	
1. Never	84.1	82.5	86.2	83.8	86.7	79.4	84.5	86.9	82.5	84.6	81.3	93.8	76.7	79.3	78.3	68.1	
2. Seldom	7.7	9.2	5.9	8.1	6.5	12.0	7.5	4.3	10.3	8.2	6.4	3.2	11.2	8.2	12.2	20.8	
3. Sometimes	4.1	3.9	4.2	4.1	2.9	4.5	5.0	4.3	2.1	4.0	3.6	1.4	5.7	9.5	4.4	3.3	
4. Most times	2.3	2.4	1.8	2.4	2.2	2.7	0.9	3.3	2.0	1.7	5.2	0.8	3.7	1.6	2.6	3.5	
5. Always	1.9	2.0	1.8	1.6	1.8	1.4	2.0	1.2	3.1	1.6	3.5	0.7	2.7	1.5	2.4	4.3	
<i>Item 22000 Subject A02b, C07</i>	<i>N†</i>	<i>1481</i>	<i>744</i>	<i>694</i>	<i>879</i>	<i>164</i>	<i>257</i>	<i>368</i>	<i>536</i>	<i>320</i>	<i>1226</i>	<i>219</i>	<i>631</i>	<i>384</i>	<i>154</i>	<i>259</i>	<i>25</i>
E13K: Did someone get high on other drugs?																	
1. Never	64.8	65.3	65.1	64.7	66.4	62.0	69.0	68.3	56.6	65.1	61.6	80.4	61.0	57.8	42.7	13.9	
2. Seldom	13.3	15.2	11.3	14.8	9.7	14.7	10.9	11.5	17.9	14.0	10.3	9.5	15.7	18.7	15.5	8.6	
3. Sometimes	12.5	11.1	13.7	12.4	13.9	13.9	12.2	11.4	13.7	12.4	14.1	6.5	13.3	17.6	20.6	34.8	
4. Most times	5.3	4.2	6.4	5.4	4.3	6.0	5.0	4.6	6.4	5.3	6.2	1.8	6.2	3.3	13.4	9.8	
5. Always	4.0	4.3	3.5	2.7	5.7	3.4	2.9	4.2	5.5	3.3	7.9	1.7	3.8	2.6	7.8	32.8	
<i>Item 22010 Subject A02b, C07</i>	<i>N†</i>	<i>1478</i>	<i>742</i>	<i>694</i>	<i>878</i>	<i>164</i>	<i>256</i>	<i>365</i>	<i>538</i>	<i>320</i>	<i>1225</i>	<i>219</i>	<i>630</i>	<i>384</i>	<i>156</i>	<i>257</i>	<i>24</i>
E13L: Did most people get high on other drugs?																	
1. Never	70.3	71.9	69.8	73.7	68.3	66.6	75.6	71.7	64.9	71.3	63.5	83.2	69.9	65.9	49.4	13.7	
2. Seldom	13.8	14.4	13.1	14.5	12.0	18.2	11.0	11.6	17.3	14.4	10.9	7.7	13.3	20.9	24.7	22.1	
3. Sometimes	8.5	6.6	9.6	6.0	10.4	7.7	7.1	8.9	10.3	8.0	11.5	5.3	8.8	9.8	13.2	22.4	
4. Most times	3.7	2.7	4.9	3.3	4.4	3.0	4.2	4.1	3.2	3.4	5.8	2.5	3.2	2.2	7.2	18.3	
5. Always	3.6	4.3	2.7	2.5	4.9	4.5	2.1	3.8	4.4	2.8	8.3	1.4	4.8	1.2	5.5	23.6	
<i>Item 22020 Subject A02b, C07</i>	<i>N†</i>	<i>1478</i>	<i>743</i>	<i>692</i>	<i>878</i>	<i>164</i>	<i>256</i>	<i>366</i>	<i>537</i>	<i>319</i>	<i>1223</i>	<i>219</i>	<i>628</i>	<i>384</i>	<i>156</i>	<i>257</i>	<i>25</i>
E13M: Did you get high on other drugs?																	
1. Never	91.9	90.7	94.1	91.3	93.5	92.1	92.4	91.6	91.4	93.3	82.9	100.0	100.0	91.1	69.6	18.7	
2. Seldom	3.3	4.4	1.9	4.5	1.4	4.7	3.4	3.2	2.2	2.9	5.7	-	-	4.4	12.9	24.6	
3. Sometimes	2.6	2.0	2.8	1.9	4.7	1.8	2.0	2.5	3.9	2.3	4.2	-	-	3.3	10.6	18.1	
4. Most times	1.0	0.9	0.8	1.0	0.4	0.4	0.9	1.1	1.6	0.9	2.3	-	-	-	3.3	17.4	
5. Always	1.2	2.0	0.5	1.2	-	1.0	1.3	1.5	0.8	0.6	5.0	-	-	1.2	3.6	21.1	
<i>Item 22030 Subject A05c, C07</i>	<i>N†</i>	<i>1479</i>	<i>742</i>	<i>696</i>	<i>881</i>	<i>164</i>	<i>256</i>	<i>368</i>	<i>537</i>	<i>318</i>	<i>1225</i>	<i>218</i>	<i>629</i>	<i>385</i>	<i>155</i>	<i>259</i>	<i>24</i>
E13N: Did you feel pressure to use other drugs?																	
1. Never	92.6	90.4	95.6	91.6	95.5	92.0	91.1	94.1	92.1	93.8	84.8	97.5	94.3	93.2	83.1	60.7	
2. Seldom	3.9	6.0	1.7	4.7	1.3	3.0	6.1	2.0	5.4	3.9	5.0	1.6	2.1	3.4	11.2	21.5	
3. Sometimes	1.9	1.8	1.4	1.8	2.3	2.4	1.6	2.2	1.4	1.3	5.0	0.4	1.8	1.7	2.7	12.5	
4. Most times	0.5	0.5	0.4	0.5	0.9	-	0.4	0.7	0.5	0.4	1.0	0.2	0.5	0.3	0.8	-	
5. Always	1.1	1.3	1.0	1.3	-	2.6	0.8	1.0	0.7	0.6	4.1	0.4	1.3	1.4	2.2	5.3	
<i>Item 22040 Subject A02b, C07</i>	<i>N†</i>	<i>1480</i>	<i>744</i>	<i>694</i>	<i>882</i>	<i>162</i>	<i>256</i>	<i>368</i>	<i>536</i>	<i>320</i>	<i>1226</i>	<i>218</i>	<i>629</i>	<i>384</i>	<i>156</i>	<i>259</i>	<i>24</i>

†=excludes respondents for whom question was inappropriate.

DESCRIPTIVE RESULTS: 2010

219

QUESTIONNAIRE FORM 5 2010	TOTAL	SEX		RACE		REGION				COLLEGE PLANS?		ILLCIT DRUG USE: LIFETIME					
		M	F	White	Black	NE	NC	S	W	Yes	No	None	Mari- juana Only	Few Pills	More Pills	Any Her- oin	
<i>N (Weighted No. of Cases):</i>	2529	1203	1197	1421	295	481	555	954	540	1965	380	1264	572	217	346	38	
<i>% of Weighted Total:</i>	100.0	47.6	47.3	56.2	11.7	19.0	21.9	37.7	21.3	77.7	15.0	50.0	22.6	8.6	13.7	1.5	
E14: In which competitive sports (if any) did you participate during the LAST 12 MONTHS? Include school, community, and other organized sports. (Mark all that apply.)																	
A. None	31.1	23.1	39.2	31.3	32.6	26.3	33.6	33.8	26.9	28.9	42.0	32.2	28.4	28.2	33.6	36.0	
B. Baseball/Softball	15.3	19.7	10.8	16.5	8.3	18.0	14.8	17.0	11.2	14.9	16.5	15.2	15.5	14.4	14.7	21.1	
C. Basketball	20.0	29.1	11.1	18.8	32.6	22.4	20.5	18.8	19.7	20.3	17.6	20.3	20.8	21.9	13.8	30.2	
D. Cheerleading/Spirit Squad	5.2	0.6	9.8	5.7	5.8	6.7	6.1	4.9	3.4	5.3	4.1	3.8	8.3	7.4	3.0	10.9	
E. Crew	0.7	0.8	0.6	1.0	0.7	1.0	0.6	0.8	0.4	0.6	1.1	0.6	0.7	1.4	0.5	-	
F. Cross country	4.4	5.4	3.1	5.4	3.2	4.3	5.0	3.8	5.1	4.5	4.6	5.0	3.1	2.1	3.6	19.0	
G. Equestrian	1.4	0.7	2.1	1.9	1.4	1.7	1.3	2.0	0.4	1.4	2.0	1.7	1.4	0.6	0.6	4.1	
H. Field hockey	1.1	1.2	0.8	1.0	1.1	2.1	1.4	0.5	1.1	0.9	2.4	0.7	0.7	2.0	2.0	-	
I. Football	15.2	27.5	3.1	16.2	13.3	16.4	14.5	14.1	17.2	14.7	17.4	11.8	17.6	20.2	20.9	12.4	
J. Golf	6.2	10.9	1.5	7.8	2.5	10.2	5.7	5.8	4.4	6.6	4.4	6.6	6.4	2.8	6.3	-	
K. Gymnastics	1.4	0.7	2.0	1.7	0.5	1.6	1.2	1.6	1.2	1.3	1.5	1.1	1.9	2.2	1.2	5.2	
L. Ice hockey	2.7	4.6	0.9	3.7	0.7	4.7	3.9	1.1	2.7	2.7	2.7	2.1	3.6	1.9	3.6	9.4	
M. Lacrosse	2.7	3.9	1.1	3.6	1.2	4.8	3.0	1.9	2.5	3.1	1.3	1.9	4.4	2.9	3.1	1.5	
N. Soccer	13.4	16.0	10.9	13.6	5.5	13.5	9.1	14.3	16.6	14.0	11.5	13.6	12.7	16.2	10.8	19.2	
O. Swimming/Diving	7.8	8.6	7.4	7.3	6.1	10.8	7.3	7.2	7.4	7.5	8.9	8.4	8.6	7.7	4.9	6.3	
P. Tennis	6.6	6.8	6.3	7.3	5.4	10.0	4.2	7.1	5.9	7.2	4.5	7.2	5.5	7.3	4.8	10.4	
Q. Track & Field	11.8	14.3	9.3	11.5	16.6	12.5	13.6	9.2	13.7	12.2	9.9	12.9	11.6	11.7	6.6	12.4	
R. Volleyball	8.3	5.4	11.3	8.1	6.8	9.5	9.0	6.6	9.5	8.9	5.2	9.1	9.1	7.5	4.6	10.9	
S. Water polo	1.1	1.9	0.5	1.4	-	2.8	1.6	0.3	0.9	0.9	2.5	0.4	2.4	0.5	2.4	1.5	
T. Weight lifting	11.8	18.0	4.9	12.5	8.9	12.8	10.3	10.2	15.3	11.3	14.0	8.9	15.9	13.0	13.8	24.1	
U. Wrestling	5.5	9.0	1.3	5.5	5.2	5.5	5.1	4.7	7.5	4.8	9.5	4.2	6.0	7.0	7.8	7.2	
V. Other	17.2	18.4	15.8	16.7	16.5	15.8	14.5	19.5	17.2	18.1	12.1	17.1	16.8	22.0	15.9	8.7	
<i>Item 31500-31660 Subject B01</i>	<i>N</i>	<i>2097</i>	<i>1025</i>	<i>1023</i>	<i>1253</i>	<i>240</i>	<i>333</i>	<i>517</i>	<i>790</i>	<i>458</i>	<i>1714</i>	<i>333</i>	<i>1107</i>	<i>446</i>	<i>180</i>	<i>294</i>	<i>30</i>
E15: During the LAST 7 DAYS, on how many days were you physically active for a total of at least 60 minutes per day? (Add up all the time you spent in any kind of physical activity that increased your heart rate and made you get out of breath some of the time.)																	
0. 0 days	16.5	12.8	20.8	13.2	27.9	14.7	13.7	20.8	13.6	15.6	21.4	18.1	14.5	14.4	13.3	21.9	
1. 1 day	10.6	7.3	14.1	9.9	13.9	9.3	10.6	12.8	7.9	10.2	14.1	10.7	9.7	10.4	12.1	6.9	
2. 2 days	11.8	7.7	15.3	12.0	13.0	8.9	11.8	12.6	12.7	11.9	11.8	11.0	10.4	9.8	15.9	22.2	
3. 3 days	12.0	10.2	13.9	12.7	6.6	14.3	13.6	10.4	11.1	12.1	11.6	9.7	15.4	15.8	13.2	7.7	
4. 4 days	10.2	10.2	10.2	10.4	11.1	10.0	7.9	11.1	11.5	10.2	9.7	11.9	7.6	10.7	8.7	2.9	
5. 5 days	13.5	14.5	12.0	14.1	10.5	11.6	14.2	12.2	16.2	14.0	10.4	12.7	16.0	15.8	11.8	10.0	
6. 6 days	9.8	12.5	7.0	11.6	2.5	13.2	9.3	6.9	12.7	10.2	5.6	10.3	9.1	13.7	8.1	5.8	
7. 7 days	15.6	24.9	6.6	16.0	14.5	18.0	18.9	13.3	14.4	15.7	15.5	15.5	17.2	9.4	17.0	22.6	
<i>Item 32520 Subject T02</i>	<i>N</i>	<i>2111</i>	<i>1036</i>	<i>1027</i>	<i>1272</i>	<i>237</i>	<i>338</i>	<i>515</i>	<i>793</i>	<i>465</i>	<i>1729</i>	<i>334</i>	<i>1105</i>	<i>458</i>	<i>184</i>	<i>297</i>	<i>30</i>
E16: For how many semesters (if any) have you taken physical education (P.E) or gym class this school year? (Don't count a general health class.)																	
0. None	36.0	33.9	38.8	39.0	29.0	10.3	40.0	42.2	39.5	37.0	30.1	36.0	34.1	38.7	39.5	27.3	
1. 1 semester	20.2	21.5	19.0	20.1	22.3	22.7	20.5	21.9	15.1	20.0	21.5	20.5	19.4	21.1	17.7	33.3	
2. 2 or more semesters	43.8	44.7	42.2	40.9	48.7	67.0	39.6	36.0	45.4	43.0	48.4	43.5	46.5	40.1	42.8	39.4	
<i>Item 32680 Subject B01, T02</i>	<i>N</i>	<i>2112</i>	<i>1030</i>	<i>1028</i>	<i>1272</i>	<i>235</i>	<i>332</i>	<i>520</i>	<i>795</i>	<i>465</i>	<i>1725</i>	<i>335</i>	<i>1101</i>	<i>454</i>	<i>184</i>	<i>301</i>	<i>29</i>
E17: On how many days per week (if any) have you had a physical education (P.E.) or gym class this semester?																	
0. 0 days	58.7	54.0	64.3	60.3	54.5	17.4	62.9	67.6	68.6	60.1	52.6	60.8	53.7	57.9	61.3	59.8	
1. 1 day	1.1	0.9	1.3	1.1	2.0	1.6	0.5	1.3	1.0	0.9	2.3	1.4	0.4	1.5	0.9	-	
2. 2 days	7.9	7.8	7.7	7.9	8.1	34.0	4.0	3.1	1.6	8.3	5.6	7.7	9.6	6.0	6.6	12.3	
3. 3 days	7.2	6.8	7.4	6.3	8.2	21.9	5.0	4.5	3.5	7.0	7.4	6.6	8.3	8.1	6.8	4.6	
4. 4 days	3.8	4.1	3.5	4.0	1.8	9.5	2.2	2.4	3.7	3.6	4.9	2.7	5.3	4.1	4.3	9.4	
5. 5 days	21.4	26.4	15.8	20.4	25.3	15.7	25.3	21.0	21.7	20.2	27.2	20.8	22.8	22.4	20.2	14.0	
<i>Item 32530 Subject B01, T02</i>	<i>N</i>	<i>2112</i>	<i>1034</i>	<i>1025</i>	<i>1271</i>	<i>237</i>	<i>335</i>	<i>516</i>	<i>797</i>	<i>463</i>	<i>1726</i>	<i>334</i>	<i>1103</i>	<i>455</i>	<i>185</i>	<i>296</i>	<i>30</i>

QUESTIONNAIRE FORM 6 2010	TOTAL	SEX		RACE		REGION				COLLEGE PLANS?		ILLICIT DRUG USE: LIFETIME				
		M	F	White	Black	NE	NC	S	W	Yes	No	None	Mari- juana Only	Few Pills	More Pills	Any Her- oin
<i>N (Weighted No. of Cases):</i>	2521	1142	1240	1414	324	477	554	946	543	1921	425	1254	608	211	322	53
<i>% of Weighted Total:</i>	100.0	45.3	49.2	56.1	12.8	18.9	22.0	37.5	21.5	76.2	16.9	49.7	24.1	8.4	12.8	2.1
A01: How satisfied are you with your life as a whole these days?																
1. Completely dissatisfied	2.8	3.3	1.8	2.5	4.4	2.5	2.3	2.6	3.8	2.0	6.0	2.6	1.8	1.9	3.5	15.6
2. Quite dissatisfied	5.0	4.4	5.8	4.7	6.2	4.1	5.2	4.6	6.3	5.3	3.9	5.5	4.4	6.9	3.4	5.8
3. Somewhat dissatisfied	5.2	6.0	4.6	5.2	3.5	4.5	5.3	5.4	5.5	4.6	8.1	3.9	5.1	7.6	8.1	8.6
4. Neither, or mixed feelings	10.4	10.5	10.2	8.5	11.2	13.5	7.7	11.6	8.3	10.1	10.2	9.1	8.6	12.0	17.1	9.2
5. Somewhat satisfied	22.4	21.5	23.4	20.4	28.6	21.9	21.9	24.0	20.9	22.5	23.8	19.6	27.8	22.0	25.0	27.1
6. Quite satisfied	40.5	39.7	41.8	45.4	30.8	40.7	44.7	37.0	42.1	42.2	33.5	44.0	39.4	40.7	32.2	20.6
7. Completely satisfied	13.7	14.7	12.3	13.3	15.4	12.8	12.9	14.9	13.2	13.2	14.5	15.3	12.9	8.9	10.6	13.1
<i>Item 6840 Subject P01, Q01</i>	<i>N</i> 2463	1109	1219	1388	312	464	538	927	534	1887	411	1223	597	208	313	53
A02: The next questions ask about the kinds of things you might do. How often do you do each of the following?																
A02A: Watch TV																
1. Never	1.5	1.7	1.3	1.3	2.0	0.4	1.2	2.0	1.7	1.2	2.7	1.8	0.5	2.2	1.9	2.1
2. A few times a year	2.2	2.2	2.2	2.1	1.6	1.6	2.1	1.9	3.6	2.2	2.5	2.5	1.7	3.3	1.2	5.0
3. Once or twice a month	6.2	6.3	6.4	6.2	5.1	6.4	5.0	6.3	7.0	6.4	5.6	6.3	6.3	8.7	5.5	5.2
4. At least once a week	27.2	23.8	30.4	27.0	21.6	25.8	26.9	24.5	33.3	27.5	25.2	27.4	24.5	26.3	31.0	19.5
5. Almost every day	62.9	66.0	59.7	63.4	69.8	65.8	64.7	65.3	54.4	62.6	64.0	62.1	67.0	59.5	60.4	68.1
<i>Item 5820 Subject C07</i>	<i>N</i> 2510	1137	1239	1412	322	476	551	943	541	1915	424	1250	606	211	320	53
A02B: Go to movies																
1. Never	2.5	2.9	2.0	2.1	3.1	2.6	2.3	2.1	3.3	1.8	5.1	3.3	1.0	0.6	2.3	6.9
2. A few times a year	39.7	43.1	37.0	41.0	44.1	41.4	37.7	38.8	42.0	38.1	45.0	39.8	37.1	38.4	40.3	57.7
3. Once or twice a month	51.5	47.4	55.7	53.0	44.9	48.2	54.8	53.3	48.1	53.9	44.5	50.5	55.9	56.9	51.3	29.2
4. At least once a week	5.7	5.7	5.2	3.6	7.6	6.7	5.0	5.4	6.2	5.8	4.6	6.0	6.0	3.3	5.7	-
5. Almost every day	0.5	0.9	0.1	0.3	0.3	1.1	0.2	0.4	0.4	0.4	0.8	0.4	-	0.8	0.4	6.1
<i>Item 5830 Subject C07</i>	<i>N</i> 2510	1138	1236	1409	323	473	552	944	541	1914	423	1251	603	211	320	53
A02C: Go to music concerts																
1. Never	41.5	42.0	41.1	37.5	56.8	37.1	37.4	43.5	46.2	39.6	49.0	45.6	41.0	30.9	32.8	28.8
2. A few times a year	50.6	48.3	52.7	55.1	38.7	56.6	57.2	48.4	42.5	52.8	43.0	49.0	52.9	56.9	52.1	48.1
3. Once or twice a month	6.3	7.7	5.3	5.9	3.1	4.6	4.7	6.2	9.8	6.2	6.8	4.4	5.7	10.0	12.1	12.2
4. At least once a week	1.0	1.3	0.7	1.2	0.9	1.2	0.4	1.3	0.9	1.0	0.7	0.6	0.4	1.6	2.6	3.6
5. Almost every day	0.5	0.7	0.2	0.3	0.6	0.4	0.2	0.6	0.6	0.5	0.6	0.4	-	0.6	0.5	7.3
<i>Item 5846 Subject C07</i>	<i>N</i> 2496	1134	1229	1401	320	471	551	934	540	1905	423	1246	604	209	315	51
A02D: Ride around in a car (or motorcycle) just for fun																
1. Never	14.0	14.2	14.0	12.4	15.6	14.9	11.9	13.0	17.0	14.6	12.5	18.9	9.4	13.2	5.4	4.4
2. A few times a year	11.1	9.4	12.5	11.5	9.8	10.5	11.7	10.1	12.9	12.0	7.7	15.1	7.8	4.8	6.5	3.5
3. Once or twice a month	16.2	16.3	16.3	18.0	12.2	17.5	16.6	14.7	17.1	16.3	15.8	17.9	16.5	14.0	13.4	7.3
4. At least once a week	28.3	29.1	27.7	29.3	27.4	27.8	28.6	29.6	26.1	29.2	22.9	25.1	32.3	31.5	30.4	34.7
5. Almost every day	30.5	31.0	29.5	28.8	35.0	29.3	31.3	32.6	26.9	27.9	41.1	23.0	33.9	36.5	44.3	50.2
<i>Item 5850 Subject C07</i>	<i>N</i> 2509	1138	1235	1408	322	473	552	943	542	1916	423	1248	605	211	320	53
A02E: Participate in community affairs or volunteer work																
1. Never	24.0	26.4	20.2	21.6	25.7	25.5	23.8	25.9	19.5	19.1	41.5	17.4	27.0	32.4	32.1	39.6
2. A few times a year	43.6	44.6	43.4	44.2	40.1	44.0	45.2	42.2	44.1	44.4	40.1	42.6	45.6	44.0	47.3	35.6
3. Once or twice a month	20.6	18.0	23.5	23.0	21.9	17.8	20.5	19.7	24.5	23.2	12.6	24.1	19.7	17.0	13.1	19.4
4. At least once a week	8.5	7.5	9.9	8.2	9.7	8.8	7.3	9.0	8.7	9.8	3.9	11.8	6.1	5.6	3.8	2.2
5. Almost every day	3.3	3.5	3.1	3.1	2.6	3.8	3.2	3.1	3.2	3.5	1.9	4.0	1.6	1.0	3.7	3.3
<i>Item 5860 Subject C07, O02</i>	<i>N</i> 2509	1138	1236	1409	320	476	552	938	542	1917	423	1247	605	211	319	53
A02F: Actively participate in sports, athletics or exercising																
1. Never	10.3	8.6	11.4	9.4	15.8	7.3	11.2	12.8	7.8	7.4	22.6	9.9	6.8	9.6	14.8	14.7
2. A few times a year	10.7	7.1	14.1	8.5	12.9	8.4	7.3	14.6	9.4	10.0	12.7	10.2	11.7	8.1	11.7	18.5
3. Once or twice a month	12.2	9.2	14.9	11.9	11.3	13.2	11.1	13.0	10.9	12.1	11.8	12.3	11.2	12.6	12.6	13.2
4. At least once a week	24.9	22.6	27.1	25.4	24.7	26.6	24.5	24.9	23.9	25.4	23.5	23.7	26.5	33.1	22.3	17.6
5. Almost every day	41.8	52.5	32.4	44.9	35.4	44.4	45.9	34.6	48.0	45.1	29.4	43.8	43.8	36.6	38.6	36.0
<i>Item 5890 Subject C07, T02</i>	<i>N</i> 2514	1140	1240	1410	322	476	553	942	543	1920	424	1249	608	211	320	53

DESCRIPTIVE RESULTS: 2010

221

QUESTIONNAIRE FORM 6 2010	TOTAL	SEX		RACE		REGION				COLLEGE PLANS?		ILLICIT DRUG USE: LIFETIME					
		M	F	White	Black	NE	NC	S	W	Yes	No	None	Mari- juana Only	Few Pills	More Pills	Any Her- oin	
<i>N (Weighted No. of Cases):</i>	2521	1142	1240	1414	324	477	554	946	543	1921	425	1254	608	211	322	53	
<i>% of Weighted Total:</i>	100.0	45.3	49.2	56.1	12.8	18.9	22.0	37.5	21.5	76.2	16.9	49.7	24.1	8.4	12.8	2.1	
A02G: Get together with friends informally																	
1. Never	1.1	1.1	1.2	0.5	2.8	0.9	1.0	1.5	0.9	0.9	2.5	1.7	0.4	1.1	0.5	1.3	
2. A few times a year	3.7	3.2	3.7	2.5	4.4	2.8	4.4	3.7	3.6	3.1	5.5	5.2	2.5	0.4	3.1	0.9	
3. Once or twice a month	12.8	13.0	13.5	12.3	14.8	10.9	14.1	13.0	12.9	12.9	16.6	16.3	8.7	11.1	9.9	11.4	
4. At least once a week	39.8	36.5	42.9	42.0	34.1	42.6	43.1	39.8	34.0	42.0	29.8	43.3	40.3	37.7	32.3	17.4	
5. Almost every day	42.5	46.4	38.7	42.7	43.9	42.8	37.5	41.9	48.6	41.0	45.7	33.6	48.1	49.7	54.3	69.0	
<i>Item 5920 Subject C07, M04</i>	<i>N</i>	<i>2498</i>	<i>1139</i>	<i>1225</i>	<i>1408</i>	<i>320</i>	<i>474</i>	<i>551</i>	<i>935</i>	<i>538</i>	<i>1909</i>	<i>418</i>	<i>1248</i>	<i>597</i>	<i>210</i>	<i>319</i>	<i>52</i>
A02H: Go to a shopping mall																	
1. Never	5.0	6.9	3.1	5.8	3.4	3.1	6.6	3.6	7.4	4.1	9.1	5.0	3.6	2.1	6.1	16.1	
2. A few times a year	24.9	32.0	18.4	28.1	19.5	21.8	28.3	24.9	24.2	24.9	26.3	28.3	17.9	26.6	24.8	27.3	
3. Once or twice a month	54.5	50.0	59.7	54.5	54.1	56.5	52.2	55.7	52.7	55.6	51.7	52.4	61.9	55.0	55.8	41.2	
4. At least once a week	13.7	9.3	17.1	10.5	18.8	16.1	11.8	13.2	14.4	13.8	10.7	12.6	15.2	14.8	11.1	9.6	
5. Almost every day	2.0	1.8	1.6	1.1	4.2	2.5	1.1	2.6	1.3	1.7	2.1	1.7	1.4	1.5	2.2	5.8	
<i>Item 5935 Subject C07</i>	<i>N</i>	<i>2507</i>	<i>1137</i>	<i>1235</i>	<i>1409</i>	<i>321</i>	<i>472</i>	<i>551</i>	<i>942</i>	<i>542</i>	<i>1913</i>	<i>423</i>	<i>1247</i>	<i>605</i>	<i>211</i>	<i>318</i>	<i>53</i>
A02I: Spend at least an hour of leisure time alone																	
1. Never	4.0	4.2	3.6	2.3	5.1	4.5	2.8	4.4	4.1	2.6	8.1	4.0	3.7	1.2	4.9	6.3	
2. A few times a year	4.6	4.7	4.1	4.6	3.2	5.9	4.6	3.0	6.3	4.6	5.5	5.5	3.5	3.0	3.1	17.4	
3. Once or twice a month	10.9	9.6	12.0	11.5	8.4	7.2	14.6	11.7	8.8	10.3	13.0	11.5	8.4	11.8	11.7	9.5	
4. At least once a week	29.5	29.7	29.5	32.5	22.7	27.4	28.5	28.9	33.3	29.6	31.1	30.9	27.9	28.2	28.5	30.8	
5. Almost every day	51.1	51.9	50.8	49.0	60.6	55.1	49.5	52.1	47.5	52.8	42.3	48.1	56.6	55.7	51.9	36.1	
<i>Item 5940 Subject C07</i>	<i>N</i>	<i>2498</i>	<i>1134</i>	<i>1232</i>	<i>1404</i>	<i>318</i>	<i>474</i>	<i>552</i>	<i>932</i>	<i>540</i>	<i>1915</i>	<i>417</i>	<i>1244</i>	<i>602</i>	<i>211</i>	<i>320</i>	<i>53</i>
A02J: Read magazines																	
1. Never	19.6	24.4	15.6	19.4	27.0	16.5	18.8	21.5	19.9	16.9	30.1	18.6	19.3	19.7	25.2	16.5	
2. A few times a year	23.1	24.5	21.4	22.7	24.2	22.8	21.5	23.5	24.5	23.7	20.2	24.4	20.4	24.2	21.2	11.9	
3. Once or twice a month	34.6	30.3	38.2	35.0	29.9	31.9	34.9	34.8	36.5	36.0	30.4	33.8	36.6	36.2	31.5	53.6	
4. At least once a week	19.1	17.3	21.3	19.4	15.9	23.9	20.7	17.5	15.7	19.7	16.2	19.7	21.1	16.4	15.8	15.3	
5. Almost every day	3.6	3.5	3.5	3.5	2.9	4.9	4.1	2.7	3.4	3.7	3.1	3.5	2.5	3.5	6.3	2.6	
<i>Item 23070 Subject C07</i>	<i>N</i>	<i>2504</i>	<i>1137</i>	<i>1231</i>	<i>1405</i>	<i>320</i>	<i>474</i>	<i>552</i>	<i>938</i>	<i>540</i>	<i>1914</i>	<i>420</i>	<i>1243</i>	<i>606</i>	<i>211</i>	<i>320</i>	<i>53</i>
A02K: Read newspapers																	
1. Never	27.4	25.9	27.9	24.9	33.9	25.2	22.7	33.0	24.4	24.8	36.6	24.9	28.1	31.4	31.2	31.7	
2. A few times a year	23.9	22.8	25.6	24.1	21.9	20.0	19.6	25.6	28.8	24.8	21.4	24.6	22.6	23.2	24.9	21.2	
3. Once or twice a month	21.1	20.1	21.7	22.6	19.1	21.3	25.9	18.0	21.5	21.6	19.4	21.7	24.1	19.4	15.9	20.5	
4. At least once a week	20.6	22.3	19.4	21.6	18.3	24.1	25.3	18.4	16.6	21.6	16.6	21.3	19.8	18.4	20.7	19.0	
5. Almost every day	6.9	8.8	5.4	6.8	6.8	9.4	6.5	5.0	8.6	7.2	6.0	7.6	5.5	7.6	7.2	7.6	
<i>Item 23080 Subject C07</i>	<i>N</i>	<i>2498</i>	<i>1133</i>	<i>1229</i>	<i>1404</i>	<i>318</i>	<i>472</i>	<i>549</i>	<i>937</i>	<i>540</i>	<i>1908</i>	<i>420</i>	<i>1241</i>	<i>605</i>	<i>211</i>	<i>318</i>	<i>50</i>
A02L: Go to taverns, bars or nightclubs																	
1. Never	61.3	62.0	61.0	63.0	59.2	60.4	58.8	58.1	70.0	63.5	53.8	71.7	54.6	57.1	45.8	25.0	
2. A few times a year	17.1	16.5	18.5	18.7	18.0	18.1	19.5	16.7	14.6	17.5	16.4	14.7	19.9	20.1	18.6	25.5	
3. Once or twice a month	12.4	11.1	12.6	10.6	11.1	12.9	11.4	14.5	9.6	11.6	13.8	7.2	16.1	13.2	21.8	21.8	
4. At least once a week	7.0	6.7	7.2	5.6	8.7	6.0	7.2	8.7	4.7	5.6	11.8	5.0	7.7	9.1	9.1	13.5	
5. Almost every day	2.2	3.7	0.7	2.1	3.0	2.6	3.0	2.1	1.2	1.8	4.2	1.5	1.7	0.6	4.8	14.2	
<i>Item 5960 Subject C07</i>	<i>N</i>	<i>2510</i>	<i>1135</i>	<i>1239</i>	<i>1410</i>	<i>319</i>	<i>474</i>	<i>552</i>	<i>942</i>	<i>543</i>	<i>1918</i>	<i>423</i>	<i>1248</i>	<i>606</i>	<i>211</i>	<i>320</i>	<i>53</i>
A02M: Go to parties or other social affairs																	
1. Never	9.6	8.9	10.7	9.9	10.7	8.7	10.2	11.0	7.1	9.5	11.5	13.4	5.4	7.6	4.6	3.6	
2. A few times a year	26.8	24.4	29.2	25.5	33.8	21.4	26.5	30.3	25.9	27.3	25.7	34.9	22.3	23.6	11.7	9.6	
3. Once or twice a month	33.7	32.9	34.1	32.9	31.7	35.0	28.5	33.9	37.3	34.7	28.4	32.1	37.4	33.0	33.6	27.1	
4. At least once a week	26.5	28.7	24.1	28.4	18.5	31.6	30.3	21.9	25.9	26.0	27.9	17.5	32.9	33.8	41.4	41.6	
5. Almost every day	3.5	5.0	1.9	3.4	5.2	3.2	4.5	2.9	3.8	2.5	6.5	2.1	1.9	2.0	8.8	18.2	
<i>Item 5970 Subject C07</i>	<i>N</i>	<i>2511</i>	<i>1138</i>	<i>1237</i>	<i>1411</i>	<i>321</i>	<i>474</i>	<i>552</i>	<i>942</i>	<i>543</i>	<i>1916</i>	<i>425</i>	<i>1248</i>	<i>604</i>	<i>211</i>	<i>322</i>	<i>53</i>
A02N: Go to raves																	
1. Never	80.9	75.1	86.2	81.5	85.4	80.5	77.6	83.2	80.6	82.0	77.8	87.2	81.8	78.0	64.2	32.4	
2. A few times a year	10.2	12.5	8.2	10.4	6.5	9.7	12.2	9.0	10.8	10.5	8.6	7.3	11.2	10.7	16.6	26.7	
3. Once or twice a month	4.3	5.7	3.3	4.1	4.9	3.6	6.0	3.9	4.1	4.0	4.8	2.9	3.9	6.5	9.1	9.6	
4. At least once a week	1.8	2.0	1.5	1.3	1.3	3.3	1.2	1.8	1.3	1.3	3.4	0.8	1.9	2.6	3.2	10.8	
5. Almost every day	2.7	4.7	0.8	2.7	1.9	3.0	3.0	2.2	3.3	2.1	5.4	1.7	1.2	2.2	6.9	20.5	
<i>Item 29760 Subject C07</i>	<i>N</i>	<i>2487</i>	<i>1126</i>	<i>1230</i>	<i>1400</i>	<i>315</i>	<i>474</i>	<i>544</i>	<i>929</i>	<i>540</i>	<i>1907</i>	<i>416</i>	<i>1235</i>	<i>600</i>	<i>211</i>	<i>318</i>	<i>53</i>

QUESTIONNAIRE FORM 6 2010	TOTAL	SEX		RACE		REGION				COLLEGE PLANS?		ILLICIT DRUG USE: LIFETIME					
		M	F	White	Black	NE	NC	S	W	Yes	No	None	Mari- juana Only	Few Pills	More Pills	Any Her- oin	
<i>N (Weighted No. of Cases):</i>	2521	1142	1240	1414	324	477	554	946	543	1921	425	1254	608	211	322	53	
<i>% of Weighted Total:</i>	100.0	45.3	49.2	56.1	12.8	18.9	22.0	37.5	21.5	76.2	16.9	49.7	24.1	8.4	12.8	2.1	
The next questions are about your experiences in school.																	
A03: How often do you feel that the school work you are assigned is meaningful and important?																	
5. Almost always	9.4	7.3	11.1	6.3	22.9	8.4	6.8	12.4	7.9	10.0	8.0	12.2	8.7	4.8	3.9	1.4	
4. Often	23.3	21.8	24.9	22.1	22.8	18.7	22.1	25.0	25.6	25.0	18.2	27.6	19.2	21.2	16.0	15.5	
3. Sometimes	42.9	40.4	45.2	44.6	36.1	45.3	45.4	40.7	42.0	42.6	43.9	40.7	50.2	40.8	40.6	41.2	
2. Seldom	20.0	24.4	15.9	22.2	16.3	19.9	20.3	18.8	21.8	19.4	20.1	16.2	17.8	28.5	31.2	33.1	
1. Never	4.4	6.1	2.8	4.9	1.9	7.8	5.4	3.1	2.8	3.0	9.8	3.2	4.1	4.6	8.2	8.8	
<i>Item 5700 Subject B01</i>	<i>N</i>	<i>2459</i>	<i>1108</i>	<i>1220</i>	<i>1385</i>	<i>312</i>	<i>467</i>	<i>546</i>	<i>923</i>	<i>523</i>	<i>1879</i>	<i>415</i>	<i>1226</i>	<i>597</i>	<i>201</i>	<i>316</i>	<i>47</i>
A04: How interesting are most of your courses to you?																	
5. Very exciting and stimulating	2.8	3.0	2.4	2.2	7.4	2.5	2.0	3.3	2.8	2.8	2.7	4.1	1.8	0.7	0.9	2.5	
4. Quite interesting	21.8	21.0	22.9	18.7	22.4	18.5	22.1	21.3	25.3	24.0	14.8	26.5	20.3	18.8	10.7	8.6	
3. Fairly interesting	46.1	44.0	48.5	46.2	47.0	49.1	45.6	46.3	43.6	46.7	44.9	45.2	50.3	47.5	44.4	42.8	
2. Slightly dull	20.8	20.9	20.6	23.1	15.8	19.6	23.3	20.5	19.8	20.3	19.6	17.8	18.3	23.5	30.5	27.2	
1. Very dull	8.5	11.1	5.6	9.9	7.3	10.2	7.1	8.6	8.5	6.2	18.0	6.4	9.2	9.5	13.5	18.8	
<i>Item 5710 Subject B01</i>	<i>N</i>	<i>2504</i>	<i>1137</i>	<i>1234</i>	<i>1406</i>	<i>319</i>	<i>476</i>	<i>552</i>	<i>934</i>	<i>542</i>	<i>1915</i>	<i>423</i>	<i>1242</i>	<i>607</i>	<i>211</i>	<i>319</i>	<i>52</i>
A05: How important do you think the things you are learning in school are going to be for your later life?																	
5. Very important	17.3	16.0	18.5	13.3	27.5	11.2	13.8	20.9	20.2	19.0	10.8	22.6	15.2	11.1	6.5	2.6	
4. Quite important	23.1	23.1	23.5	22.6	21.8	19.2	23.3	23.7	25.3	24.2	20.7	26.2	20.6	22.3	17.6	16.7	
3. Fairly important	33.9	33.3	34.2	38.0	25.8	37.6	36.7	30.2	34.1	33.9	37.2	30.3	36.7	37.2	40.2	38.3	
2. Slightly important	21.4	22.5	20.3	21.5	19.9	26.6	20.0	21.6	18.0	19.8	22.2	17.6	22.2	27.0	28.1	37.3	
1. Not at all important	4.3	5.2	3.5	4.5	5.0	5.5	6.2	3.7	2.4	3.1	9.1	3.3	5.3	2.4	7.5	5.0	
<i>Item 5720 Subject B01</i>	<i>N</i>	<i>2493</i>	<i>1135</i>	<i>1231</i>	<i>1401</i>	<i>318</i>	<i>472</i>	<i>552</i>	<i>931</i>	<i>538</i>	<i>1911</i>	<i>417</i>	<i>1241</i>	<i>604</i>	<i>211</i>	<i>316</i>	<i>52</i>
A06: Now thinking back over the past year in school, how often did you . . .																	
A06A: Enjoy being in school?																	
1. Never	5.1	5.7	3.6	4.8	6.4	5.0	4.8	5.2	5.1	3.4	12.4	4.0	4.7	3.9	8.3	15.0	
2. Seldom	15.2	16.9	14.2	17.5	14.7	18.0	18.0	14.6	10.9	14.1	19.5	12.5	14.9	20.5	20.4	35.2	
3. Sometimes	40.7	40.6	40.8	40.2	37.9	38.0	39.1	43.3	39.9	40.2	40.1	38.3	43.6	41.9	43.6	33.3	
4. Often	29.7	28.5	31.6	29.2	26.0	31.7	28.7	26.6	34.5	31.9	22.6	33.1	29.3	26.7	22.7	14.1	
5. Almost always	9.4	8.3	9.9	8.2	15.0	7.3	9.4	10.3	9.5	10.4	5.4	12.1	7.4	7.0	4.9	2.4	
<i>Item 23090 Subject B01</i>	<i>N</i>	<i>2514</i>	<i>1140</i>	<i>1238</i>	<i>1411</i>	<i>322</i>	<i>476</i>	<i>552</i>	<i>944</i>	<i>542</i>	<i>1918</i>	<i>424</i>	<i>1250</i>	<i>608</i>	<i>211</i>	<i>320</i>	<i>52</i>
A06B: Hate being in school?																	
1. Never	7.0	7.0	6.5	4.5	11.9	5.8	6.9	7.5	7.4	7.0	5.9	8.7	6.1	7.4	1.9	1.5	
2. Seldom	27.4	27.1	28.1	27.9	26.3	25.5	28.1	27.1	28.9	29.8	18.2	31.2	27.8	21.7	18.7	17.1	
3. Sometimes	33.0	32.3	33.6	33.4	30.0	32.7	31.3	33.3	34.4	33.4	31.3	33.5	33.4	31.4	28.1	40.0	
4. Often	23.6	24.3	23.8	24.7	22.5	27.4	23.6	23.0	21.0	23.0	26.2	19.3	26.4	24.4	38.2	13.7	
5. Almost always	9.0	9.2	8.1	9.5	9.4	8.5	10.2	9.1	8.3	6.9	18.4	7.2	6.2	15.1	13.2	27.7	
<i>Item 23100 Subject B01</i>	<i>N</i>	<i>2513</i>	<i>1139</i>	<i>1238</i>	<i>1411</i>	<i>322</i>	<i>476</i>	<i>554</i>	<i>943</i>	<i>541</i>	<i>1917</i>	<i>425</i>	<i>1249</i>	<i>607</i>	<i>211</i>	<i>322</i>	<i>52</i>
A06C: Try to do your best work in school?																	
1. Never	1.6	2.3	0.3	1.6	1.4	2.4	1.1	2.1	0.7	1.0	3.2	0.9	1.0	0.5	3.3	10.6	
2. Seldom	5.9	8.6	3.4	6.0	3.6	5.9	5.4	5.5	6.9	5.1	8.9	4.1	4.2	10.6	11.8	13.9	
3. Sometimes	21.5	27.1	16.0	23.1	19.4	25.2	24.3	17.8	21.6	20.2	27.0	14.6	26.5	29.1	32.6	27.9	
4. Often	36.9	37.5	37.1	35.4	33.0	35.4	38.3	35.9	38.4	36.9	37.3	38.2	40.7	31.1	30.8	32.2	
5. Almost always	34.2	24.5	43.2	33.9	42.6	31.1	30.9	38.7	32.4	36.8	23.5	42.1	27.6	28.6	21.5	15.4	
<i>Item 23110 Subject B01</i>	<i>N</i>	<i>2503</i>	<i>1138</i>	<i>1234</i>	<i>1408</i>	<i>320</i>	<i>473</i>	<i>551</i>	<i>937</i>	<i>541</i>	<i>1915</i>	<i>423</i>	<i>1246</i>	<i>607</i>	<i>211</i>	<i>319</i>	<i>52</i>
A06D: Find the school work too hard to understand?																	
1. Never	14.9	18.3	11.7	15.8	14.0	15.4	15.8	15.0	13.3	15.9	9.1	13.9	13.0	15.6	18.9	15.6	
2. Seldom	41.0	40.2	42.4	44.3	36.4	41.4	38.8	42.4	40.3	42.6	37.5	42.0	41.6	39.8	38.9	47.5	
3. Sometimes	34.1	31.3	36.5	31.4	38.5	32.7	37.8	31.3	36.2	33.6	35.1	35.0	34.8	30.8	31.5	26.4	
4. Often	7.6	7.7	7.4	7.0	7.2	7.6	6.6	8.1	7.7	6.6	11.5	7.0	7.2	10.7	7.7	8.5	
5. Almost always	2.5	2.5	2.0	1.6	3.9	2.9	1.1	3.2	2.6	1.4	6.8	2.0	3.4	3.1	3.1	2.0	
<i>Item 23120 Subject B01</i>	<i>N</i>	<i>2507</i>	<i>1139</i>	<i>1237</i>	<i>1411</i>	<i>321</i>	<i>476</i>	<i>552</i>	<i>937</i>	<i>541</i>	<i>1916</i>	<i>424</i>	<i>1249</i>	<i>607</i>	<i>210</i>	<i>320</i>	<i>52</i>

DESCRIPTIVE RESULTS: 2010

223

QUESTIONNAIRE FORM 6 2010	TOTAL	SEX		RACE		REGION				COLLEGE PLANS?		ILLICIT DRUG USE: LIFETIME					
		M	F	White	Black	NE	NC	S	W	Yes	No	None	Mari- juana Only	Few Pills	More Pills	Any Her- oin	
<i>N (Weighted No. of Cases):</i>	2521	1142	1240	1414	324	477	554	946	543	1921	425	1254	608	211	322	53	
<i>% of Weighted Total:</i>	100.0	45.3	49.2	56.1	12.8	18.9	22.0	37.5	21.5	76.2	16.9	49.7	24.1	8.4	12.8	2.1	
A06E: Fool around in class?																	
1. Never	11.1	6.8	14.9	9.6	13.6	12.7	9.1	11.9	10.5	11.4	10.2	15.3	7.8	7.9	4.3	2.1	
2. Seldom	26.9	20.0	32.9	27.5	25.5	26.9	26.6	25.8	29.0	27.4	24.6	32.4	24.2	19.8	16.5	17.9	
3. Sometimes	32.8	31.8	33.8	32.3	33.7	30.4	31.2	34.3	34.0	33.2	31.2	31.0	38.1	32.8	32.9	19.8	
4. Often	19.0	25.3	13.5	20.4	15.2	21.2	20.0	17.8	17.8	18.0	22.4	14.1	20.8	27.0	27.6	34.7	
5. Almost always	10.2	16.1	4.9	10.2	11.9	8.8	13.2	10.2	8.6	10.1	11.6	7.2	9.2	12.5	18.7	25.5	
<i>Item 23130 Subject B01</i>	<i>N</i>	<i>2503</i>	<i>1138</i>	<i>1236</i>	<i>1409</i>	<i>321</i>	<i>474</i>	<i>552</i>	<i>937</i>	<i>541</i>	<i>1916</i>	<i>423</i>	<i>1248</i>	<i>606</i>	<i>211</i>	<i>319</i>	<i>52</i>
A06F: Fail to complete or turn in your assignments?																	
1. Never	22.7	16.7	28.3	25.1	23.2	22.8	28.3	22.1	17.9	24.8	15.8	31.0	15.4	14.2	11.6	13.0	
2. Seldom	36.4	32.7	39.7	38.6	32.2	38.1	38.3	36.9	31.9	38.5	27.8	38.9	35.4	32.7	32.2	32.3	
3. Sometimes	27.4	31.5	23.7	24.4	31.4	26.6	23.3	27.2	32.7	25.6	31.9	22.1	34.8	34.2	29.3	29.5	
4. Often	11.2	15.8	6.7	10.1	10.4	10.5	7.8	11.5	14.9	9.5	19.5	6.2	12.6	16.1	22.5	19.2	
5. Almost always	2.3	3.3	1.5	1.8	2.9	2.0	2.3	2.3	2.5	1.6	5.0	1.8	1.8	2.9	4.4	6.1	
<i>Item 23140 Subject B01</i>	<i>N</i>	<i>2505</i>	<i>1140</i>	<i>1236</i>	<i>1410</i>	<i>322</i>	<i>474</i>	<i>552</i>	<i>938</i>	<i>542</i>	<i>1917</i>	<i>423</i>	<i>1249</i>	<i>608</i>	<i>211</i>	<i>319</i>	<i>52</i>
A06G: Get good grades (like As or Bs)?																	
1. Never	1.6	2.3	0.7	0.8	2.7	1.2	0.4	2.4	1.6	0.7	4.5	1.3	0.6	1.5	3.8	3.5	
2. Seldom	8.6	11.9	5.1	6.1	13.8	8.9	5.8	8.1	12.1	5.9	18.3	3.6	10.6	11.0	18.6	17.4	
3. Sometimes	23.4	25.1	21.0	19.6	28.2	19.0	21.7	27.9	21.2	19.7	35.6	20.4	29.3	26.4	21.7	20.5	
4. Often	25.6	27.7	23.9	25.1	25.0	24.9	26.0	23.7	28.9	26.2	24.8	23.3	27.3	22.5	31.7	29.8	
5. Almost always	40.9	32.9	49.4	48.3	30.4	46.0	46.1	37.9	36.3	47.6	16.8	51.4	32.2	38.7	24.2	28.8	
<i>Item 23150 Subject B01</i>	<i>N</i>	<i>2503</i>	<i>1136</i>	<i>1237</i>	<i>1410</i>	<i>321</i>	<i>474</i>	<i>551</i>	<i>937</i>	<i>541</i>	<i>1917</i>	<i>421</i>	<i>1247</i>	<i>608</i>	<i>211</i>	<i>319</i>	<i>52</i>
A06H: Get sent to the office, or have to stay after school, because you misbehaved?																	
1. Never	74.6	65.3	83.3	74.7	66.8	70.4	74.2	74.9	78.0	78.0	62.1	84.3	70.4	74.1	53.3	37.0	
2. Seldom	17.6	24.5	12.1	18.4	20.7	19.8	17.3	18.3	14.9	16.6	22.3	11.7	21.4	21.3	29.8	38.5	
3. Sometimes	5.1	6.4	3.3	4.6	8.5	6.3	5.6	4.5	4.7	3.9	9.8	2.5	6.8	3.2	9.4	17.6	
4. Often	1.9	2.7	0.8	1.9	2.1	2.5	2.3	1.7	1.1	1.0	3.9	1.1	1.1	0.9	5.5	-	
5. Almost always	0.8	1.1	0.5	0.4	1.9	0.9	0.6	0.6	1.3	0.6	1.9	0.5	0.3	0.5	1.9	6.9	
<i>Item 23160 Subject B01, B07</i>	<i>N</i>	<i>2507</i>	<i>1139</i>	<i>1238</i>	<i>1412</i>	<i>321</i>	<i>474</i>	<i>553</i>	<i>938</i>	<i>542</i>	<i>1919</i>	<i>424</i>	<i>1249</i>	<i>608</i>	<i>211</i>	<i>320</i>	<i>52</i>
A06I: Skip a day of school, or part of a day (without permission)?																	
1. Never	51.4	44.4	57.9	56.5	43.8	52.0	59.8	50.2	44.4	54.8	41.1	65.7	42.8	40.8	28.0	8.0	
2. Seldom	21.3	24.1	18.6	19.5	23.3	25.4	18.9	20.1	22.2	20.7	21.3	19.5	24.1	21.3	21.7	25.0	
3. Sometimes	16.9	19.7	14.4	14.3	21.6	14.0	12.7	18.7	20.5	15.7	20.4	10.1	22.7	24.6	23.7	38.1	
4. Often	8.1	8.9	7.5	7.7	7.6	5.9	7.0	8.8	10.1	7.2	13.1	3.7	8.6	9.9	19.8	19.9	
5. Almost always	2.3	2.9	1.6	2.0	3.7	2.7	1.6	2.2	2.8	1.7	4.1	0.9	1.8	3.5	6.8	9.0	
<i>Item 23170 Subject B01, B06</i>	<i>N</i>	<i>2507</i>	<i>1135</i>	<i>1236</i>	<i>1410</i>	<i>318</i>	<i>476</i>	<i>552</i>	<i>939</i>	<i>540</i>	<i>1914</i>	<i>422</i>	<i>1249</i>	<i>605</i>	<i>211</i>	<i>318</i>	<i>52</i>
A07: Now thinking back to the time when you were in fifth and sixth grade, how often did you . . .																	
A07A: Enjoy being in school?																	
1. Never	10.8	12.5	7.8	11.5	8.9	10.7	10.4	11.1	10.5	8.0	20.1	8.9	8.8	12.1	17.1	19.0	
2. Seldom	11.2	14.8	7.9	12.3	9.4	10.2	12.8	10.3	11.8	11.0	12.8	11.1	11.0	12.2	11.7	7.9	
3. Sometimes	22.6	26.0	19.5	24.1	15.2	25.9	20.8	24.1	18.8	22.7	21.7	21.4	22.1	29.5	20.7	37.0	
4. Often	29.5	27.5	31.8	31.3	24.5	29.9	33.2	26.1	31.2	31.1	24.5	31.0	29.3	28.6	27.8	19.0	
5. Almost always	26.0	19.2	33.0	20.8	42.1	23.1	22.7	28.4	27.7	27.2	20.8	27.6	28.8	17.6	22.7	17.0	
<i>Item 23270 Subject B01</i>	<i>N</i>	<i>2497</i>	<i>1135</i>	<i>1231</i>	<i>1403</i>	<i>320</i>	<i>472</i>	<i>548</i>	<i>935</i>	<i>543</i>	<i>1912</i>	<i>420</i>	<i>1245</i>	<i>603</i>	<i>210</i>	<i>318</i>	<i>52</i>
A07B: Hate being in school?																	
1. Never	20.5	14.1	26.3	15.7	35.7	17.7	18.9	22.7	21.0	20.8	16.0	23.3	20.8	15.7	13.1	11.2	
2. Seldom	29.2	26.5	32.0	30.2	26.5	28.8	31.2	26.6	32.0	30.7	24.9	28.8	31.0	28.9	31.1	22.8	
3. Sometimes	26.2	29.3	23.8	27.9	17.6	29.0	24.9	27.4	23.1	26.2	28.3	26.2	25.2	31.5	22.9	37.0	
4. Often	13.5	17.7	10.2	15.2	11.0	14.9	15.3	12.1	13.0	13.5	14.4	12.6	13.3	13.1	18.9	11.0	
5. Almost always	10.5	12.3	7.8	10.9	9.2	9.7	9.7	11.3	10.9	8.8	16.4	9.2	9.8	10.8	14.0	18.1	
<i>Item 23280 Subject B01</i>	<i>N</i>	<i>2498</i>	<i>1134</i>	<i>1232</i>	<i>1404</i>	<i>320</i>	<i>472</i>	<i>550</i>	<i>934</i>	<i>542</i>	<i>1912</i>	<i>421</i>	<i>1245</i>	<i>604</i>	<i>210</i>	<i>318</i>	<i>52</i>

QUESTIONNAIRE FORM 6 2010	TOTAL	SEX		RACE		REGION				COLLEGE PLANS?		ILLICIT DRUG USE: LIFETIME				
		M	F	White	Black	NE	NC	S	W	Yes	No	None	Mari- juana Only	Few Pills	More Pills	Any Her- oin
<i>N (Weighted No. of Cases):</i>	2521	1142	1240	1414	324	477	554	946	543	1921	425	1254	608	211	322	53
<i>% of Weighted Total:</i>	100.0	45.3	49.2	56.1	12.8	18.9	22.0	37.5	21.5	76.2	16.9	49.7	24.1	8.4	12.8	2.1
A07C: Try to do your best work in school?																
1. Never	3.1	4.4	1.5	2.8	2.6	1.4	2.3	4.2	3.6	2.6	4.7	2.8	1.5	4.1	3.6	18.6
2. Seldom	6.9	8.3	5.7	6.3	9.1	5.7	7.3	7.2	7.0	5.8	10.7	5.0	6.2	14.7	9.7	6.7
3. Sometimes	18.4	24.1	12.8	20.9	10.9	18.9	20.0	17.0	18.7	16.3	27.7	15.4	18.6	23.2	21.8	40.3
4. Often	27.0	28.5	25.4	27.4	23.1	28.0	30.0	25.0	26.5	27.6	24.2	25.9	28.9	23.1	32.3	15.4
5. Almost always	44.6	34.6	54.6	42.7	54.3	46.0	40.4	46.6	44.2	47.7	32.7	50.9	44.7	35.0	32.6	18.9
<i>Item 23290 Subject B01</i>	<i>N</i>	<i>2498</i>	<i>1134</i>	<i>1231</i>	<i>1405</i>	<i>470</i>	<i>552</i>	<i>934</i>	<i>543</i>	<i>1911</i>	<i>422</i>	<i>1245</i>	<i>603</i>	<i>210</i>	<i>320</i>	<i>52</i>
A07D: Find the school work too hard to understand?																
1. Never	29.2	30.9	27.7	26.1	40.8	26.6	31.9	30.4	26.9	31.7	18.0	30.6	25.8	31.1	28.4	25.1
2. Seldom	30.1	31.1	29.9	33.2	23.0	33.3	28.7	29.9	29.2	30.9	29.0	30.0	32.5	29.4	30.1	15.9
3. Sometimes	25.9	25.0	26.4	26.1	24.5	26.7	25.1	25.0	27.5	24.8	30.5	25.2	26.6	22.7	28.1	34.8
4. Often	11.5	10.4	12.6	11.6	8.0	11.3	10.9	11.5	12.2	10.2	15.8	11.0	12.4	13.2	11.2	13.5
5. Almost always	3.3	2.7	3.4	3.0	3.7	2.0	3.4	3.3	4.2	2.4	6.8	3.3	2.7	3.6	2.2	10.7
<i>Item 23300 Subject B01</i>	<i>N</i>	<i>2500</i>	<i>1135</i>	<i>1233</i>	<i>1404</i>	<i>473</i>	<i>550</i>	<i>935</i>	<i>542</i>	<i>1913</i>	<i>422</i>	<i>1244</i>	<i>605</i>	<i>210</i>	<i>319</i>	<i>53</i>
A07E: Fool around in class?																
1. Never	20.9	13.6	27.8	18.8	26.3	23.7	18.6	22.0	18.8	22.3	16.7	26.0	17.2	15.9	14.4	7.1
2. Seldom	21.8	17.3	25.4	23.4	13.9	21.7	22.8	19.8	24.5	22.5	17.5	26.0	18.1	15.2	16.9	13.2
3. Sometimes	26.1	27.2	25.1	26.8	25.0	24.5	25.4	28.2	24.7	25.2	29.9	24.2	31.6	25.2	25.1	23.4
4. Often	18.6	24.6	13.7	19.0	16.6	19.4	15.6	18.7	20.7	18.2	19.2	14.3	20.3	25.1	26.7	29.2
5. Almost always	12.6	17.3	7.9	12.0	18.1	10.7	17.5	11.3	11.4	11.7	16.6	9.5	12.7	18.6	16.9	27.1
<i>Item 23310 Subject B01</i>	<i>N</i>	<i>2495</i>	<i>1130</i>	<i>1233</i>	<i>1401</i>	<i>469</i>	<i>549</i>	<i>935</i>	<i>541</i>	<i>1912</i>	<i>418</i>	<i>1245</i>	<i>604</i>	<i>210</i>	<i>318</i>	<i>49</i>
A07F: Fail to complete or turn in your assignments?																
1. Never	42.8	35.1	51.3	43.7	42.8	48.5	41.3	44.4	36.5	46.5	28.0	46.4	44.1	34.7	36.3	26.7
2. Seldom	27.6	28.5	26.4	27.9	23.2	25.6	29.3	25.8	30.5	27.3	29.0	27.5	26.5	25.3	30.8	24.8
3. Sometimes	17.4	21.6	12.9	15.9	21.2	16.4	17.3	17.8	17.6	15.4	25.9	15.7	18.6	19.5	17.6	30.1
4. Often	9.1	11.4	6.7	9.3	10.7	9.1	8.6	8.9	10.2	8.4	11.8	8.2	8.2	13.6	12.3	4.3
5. Almost always	3.1	3.4	2.7	3.3	2.1	0.5	3.5	3.1	5.2	2.5	5.3	2.3	2.6	6.9	3.0	14.1
<i>Item 23320 Subject B01</i>	<i>N</i>	<i>2493</i>	<i>1135</i>	<i>1231</i>	<i>1403</i>	<i>469</i>	<i>547</i>	<i>936</i>	<i>541</i>	<i>1911</i>	<i>421</i>	<i>1244</i>	<i>603</i>	<i>210</i>	<i>318</i>	<i>52</i>
A07G: Get good grades (like As or Bs)?																
1. Never	3.2	3.2	2.7	3.0	4.1	1.5	2.8	4.1	3.7	2.2	6.7	2.6	2.1	2.8	5.9	12.1
2. Seldom	7.6	9.0	5.6	7.3	6.8	7.3	7.0	7.5	8.6	5.9	11.4	5.6	8.5	11.3	9.2	12.7
3. Sometimes	16.6	20.3	12.7	15.7	17.4	15.0	16.0	19.0	14.6	13.9	27.7	14.9	16.9	15.9	20.3	30.9
4. Often	21.7	24.1	19.7	21.2	24.1	24.3	20.7	19.2	24.6	20.4	27.9	21.2	21.5	23.7	21.0	22.2
5. Almost always	50.9	43.4	59.2	52.8	47.5	51.9	53.6	50.1	48.5	57.6	26.2	55.7	51.2	46.3	43.7	22.0
<i>Item 23330 Subject B01</i>	<i>N</i>	<i>2497</i>	<i>1134</i>	<i>1234</i>	<i>1406</i>	<i>469</i>	<i>550</i>	<i>936</i>	<i>542</i>	<i>1913</i>	<i>422</i>	<i>1246</i>	<i>603</i>	<i>209</i>	<i>319</i>	<i>53</i>
A07H: Get sent to the office, or have to stay after school, because you misbehaved?																
1. Never	62.1	49.5	75.0	62.5	51.4	64.8	64.5	59.1	62.6	65.3	53.2	73.0	58.1	55.6	41.6	17.6
2. Seldom	18.3	22.5	14.0	19.1	19.7	19.1	17.4	18.4	18.4	18.3	17.1	15.2	19.3	20.8	26.8	24.5
3. Sometimes	11.3	15.7	7.4	10.9	14.4	10.4	10.9	11.4	12.3	9.6	17.8	7.5	14.6	10.9	16.1	27.1
4. Often	5.3	8.0	2.3	5.1	9.2	4.3	4.3	6.5	4.8	4.7	5.5	2.8	6.0	6.0	10.5	10.0
5. Almost always	3.0	4.2	1.4	2.5	5.3	1.4	2.8	4.6	1.8	2.0	6.4	1.4	1.9	6.6	4.9	20.8
<i>Item 23340 Subject B01, B07</i>	<i>N</i>	<i>2495</i>	<i>1134</i>	<i>1234</i>	<i>1405</i>	<i>469</i>	<i>548</i>	<i>936</i>	<i>543</i>	<i>1913</i>	<i>420</i>	<i>1245</i>	<i>603</i>	<i>210</i>	<i>318</i>	<i>52</i>
A07I: Skip a day of school, or part of a day (without permission)?																
1. Never	85.1	81.1	89.8	85.0	84.3	86.6	86.1	82.9	86.6	87.0	78.5	89.2	85.2	84.6	73.7	65.2
2. Seldom	8.1	10.0	6.2	9.1	6.3	8.7	9.3	7.9	6.6	7.4	10.5	6.0	8.8	8.5	14.1	10.8
3. Sometimes	4.1	5.1	2.7	3.4	5.9	2.8	3.0	5.5	4.2	3.5	6.7	2.5	4.2	5.5	6.5	16.6
4. Often	2.0	2.7	1.0	2.0	3.2	1.6	1.6	2.7	1.4	1.3	4.1	1.7	1.6	1.4	3.2	5.3
5. Almost always	0.8	1.1	0.3	0.5	0.4	0.4	-	1.1	1.3	0.8	0.2	0.6	0.2	-	2.5	2.1
<i>Item 23350 Subject B01, B06</i>	<i>N</i>	<i>2499</i>	<i>1136</i>	<i>1234</i>	<i>1405</i>	<i>471</i>	<i>549</i>	<i>936</i>	<i>543</i>	<i>1913</i>	<i>421</i>	<i>1247</i>	<i>603</i>	<i>210</i>	<i>318</i>	<i>52</i>

DESCRIPTIVE RESULTS: 2010

225

QUESTIONNAIRE FORM 6 2010	TOTAL	SEX		RACE		REGION				COLLEGE PLANS?		ILLICIT DRUG USE: LIFETIME				
		M	F	White	Black	NE	NC	S	W	Yes	No	None	Mari- juana Only	Few Pills	More Pills	Any Her- oin
<i>N (Weighted No. of Cases):</i>	2521	1142	1240	1414	324	477	554	946	543	1921	425	1254	608	211	322	53
<i>% of Weighted Total:</i>	100.0	45.3	49.2	56.1	12.8	18.9	22.0	37.5	21.5	76.2	16.9	49.7	24.1	8.4	12.8	2.1
A08: How often do your parents (or step-parents or guardians) do the following?																
A08A: Check on whether you have done your homework (NOTE: This question was omitted in the questionnaires administered in California, beginning in 1997, due to state requirements.)																
1. Never	38.6	36.3	41.7	38.7	36.5	45.6	39.3	36.0	34.3	38.3	39.8	34.4	42.5	33.9	50.5	50.4
2. Rarely	25.1	26.1	24.1	24.3	26.2	20.8	25.4	26.9	26.0	24.9	23.6	23.9	25.8	32.1	26.6	9.0
3. Sometimes	20.4	20.7	19.3	20.3	20.7	21.6	19.3	20.0	21.7	20.6	19.9	22.4	18.5	22.8	14.6	9.7
4. Often	15.9	17.0	14.9	16.6	16.5	11.9	16.0	17.0	18.0	16.2	16.6	19.3	13.3	11.3	8.3	30.9
<i>Item 25180 Subject M03</i>	<i>N</i>	<i>2252</i>	<i>1025</i>	<i>1110</i>	<i>1360</i>	<i>470</i>	<i>552</i>	<i>927</i>	<i>303</i>	<i>1733</i>	<i>378</i>	<i>1143</i>	<i>532</i>	<i>190</i>	<i>288</i>	<i>48</i>
A08B: Provide help with your homework when it's needed (NOTE: This question was omitted in the questionnaires administered in California, beginning in 1997, due to state requirements.)																
1. Never	27.6	30.3	25.7	24.3	31.8	33.4	26.0	25.7	27.5	27.5	27.2	24.9	29.2	24.5	38.3	34.3
2. Rarely	20.4	20.4	20.5	20.0	19.1	18.5	23.0	20.0	19.8	20.5	20.4	20.2	21.8	19.7	18.4	10.9
3. Sometimes	24.8	22.8	25.8	27.0	22.6	26.1	25.6	24.8	20.9	23.8	28.7	24.7	24.2	31.5	20.3	38.0
4. Often	27.2	26.6	28.0	28.8	26.5	21.9	25.4	29.5	31.8	28.2	23.6	30.2	24.8	24.2	23.0	16.7
<i>Item 25190 Subject M03</i>	<i>N</i>	<i>2248</i>	<i>1021</i>	<i>1109</i>	<i>1357</i>	<i>469</i>	<i>550</i>	<i>927</i>	<i>302</i>	<i>1731</i>	<i>377</i>	<i>1142</i>	<i>532</i>	<i>188</i>	<i>286</i>	<i>48</i>
A08C: Require you to do work or chores around the home (NOTE: This question was omitted in the questionnaires administered in California, beginning in 1997, due to state requirements.)																
1. Never	7.7	8.4	6.4	7.2	8.4	9.4	6.3	8.7	4.4	7.4	8.7	6.3	9.1	7.8	8.7	8.4
2. Rarely	12.4	12.7	12.3	12.5	9.8	11.5	11.4	14.2	10.0	12.0	12.3	11.3	14.1	15.6	12.4	3.9
3. Sometimes	31.6	32.9	29.8	35.2	21.8	34.0	34.4	27.9	34.0	31.1	31.8	30.0	32.4	32.0	35.7	30.5
4. Often	48.3	46.0	51.5	45.1	60.1	45.0	47.9	49.2	51.7	49.5	47.2	52.4	44.4	44.5	43.2	57.2
<i>Item 25200 Subject M03</i>	<i>N</i>	<i>2244</i>	<i>1025</i>	<i>1105</i>	<i>1361</i>	<i>470</i>	<i>549</i>	<i>922</i>	<i>303</i>	<i>1726</i>	<i>378</i>	<i>1138</i>	<i>530</i>	<i>190</i>	<i>286</i>	<i>48</i>
A08D: Limit the amount of time you can spend watching TV (NOTE: This question was omitted in the questionnaires administered in California, beginning in 1997, due to state requirements.)																
1. Never	68.8	70.7	68.1	69.9	70.4	70.9	65.9	72.5	59.5	67.4	76.6	62.5	76.4	68.4	80.3	82.2
2. Rarely	16.8	15.4	17.8	15.9	16.0	18.3	18.0	14.8	18.1	17.1	14.2	20.0	12.0	19.6	11.2	8.6
3. Sometimes	9.4	9.4	9.2	10.2	7.2	5.9	10.3	8.2	16.9	10.2	5.5	11.9	6.4	10.4	5.8	-
4. Often	5.0	4.5	4.9	4.0	6.5	4.9	5.8	4.5	5.5	5.2	3.7	5.6	5.1	1.6	2.6	9.1
<i>Item 25210 Subject M03</i>	<i>N</i>	<i>2239</i>	<i>1018</i>	<i>1107</i>	<i>1352</i>	<i>470</i>	<i>546</i>	<i>923</i>	<i>300</i>	<i>1727</i>	<i>374</i>	<i>1132</i>	<i>531</i>	<i>190</i>	<i>288</i>	<i>48</i>
A08E: Limit the amount of time you can go out with friends on school nights (NOTE: This question was omitted in the questionnaires administered in California, beginning in 1997, due to state requirements.)																
1. Never	29.2	32.3	26.0	28.8	32.8	27.7	31.5	29.0	27.8	27.9	33.3	26.1	30.7	30.7	35.4	41.4
2. Rarely	21.5	23.9	19.2	23.5	16.8	20.8	21.8	21.2	22.9	21.1	21.5	21.4	18.2	30.3	23.4	11.3
3. Sometimes	25.4	20.8	29.8	25.8	22.3	27.4	22.8	25.6	26.6	26.5	24.0	28.1	24.7	16.9	22.6	29.0
4. Often	23.9	23.1	24.9	21.9	28.2	24.0	23.9	24.2	22.6	24.5	21.2	24.4	26.4	22.0	18.6	18.4
<i>Item 25220 Subject M03</i>	<i>N</i>	<i>2240</i>	<i>1019</i>	<i>1107</i>	<i>1353</i>	<i>470</i>	<i>546</i>	<i>923</i>	<i>300</i>	<i>1726</i>	<i>374</i>	<i>1132</i>	<i>532</i>	<i>190</i>	<i>288</i>	<i>48</i>
A09: To what extent have you participated in the following school activities during this school year?																
A09A: School newspaper or yearbook																
1. Not at all	75.8	79.7	72.2	78.2	74.1	74.4	78.6	77.9	70.6	73.8	86.2	74.5	78.3	72.4	78.3	80.4
2. Slight	10.6	9.6	11.2	9.4	9.6	12.5	9.0	9.7	12.0	11.5	4.9	11.0	10.1	13.2	8.4	14.4
3. Moderate	4.0	4.3	4.0	3.8	5.5	4.7	3.1	3.8	4.7	4.2	4.2	5.1	1.7	5.2	3.7	3.8
4. Considerable	3.1	2.4	3.9	2.3	4.8	3.0	2.3	3.4	3.6	3.5	1.5	3.5	2.5	2.7	3.2	0.5
5. Great extent	6.4	3.9	8.7	6.3	6.0	5.3	7.0	5.1	9.1	7.1	3.2	5.9	7.5	6.4	6.3	0.8
<i>Item 22170 Subject B01, C07</i>	<i>N</i>	<i>2487</i>	<i>1136</i>	<i>1227</i>	<i>1409</i>	<i>467</i>	<i>550</i>	<i>928</i>	<i>543</i>	<i>1911</i>	<i>419</i>	<i>1245</i>	<i>599</i>	<i>210</i>	<i>320</i>	<i>53</i>

QUESTIONNAIRE FORM 6 2010	TOTAL	SEX		RACE		REGION				COLLEGE PLANS?		ILLICIT DRUG USE: LIFETIME				
		M	F	White	Black	NE	NC	S	W	Yes	No	None	Mari- juana Only	Few Pills	More Pills	Any Her- oin
<i>N (Weighted No. of Cases):</i>	2521	1142	1240	1414	324	477	554	946	543	1921	425	1254	608	211	322	53
<i>% of Weighted Total:</i>	100.0	45.3	49.2	56.1	12.8	18.9	22.0	37.5	21.5	76.2	16.9	49.7	24.1	8.4	12.8	2.1
A09B: Music or other performing arts																
1. Not at all	59.3	65.5	53.6	60.5	61.8	58.7	56.4	61.6	58.8	57.3	67.1	54.3	65.3	58.8	69.8	58.7
2. Slight	9.7	9.8	9.2	8.2	10.2	11.2	7.9	8.7	11.6	9.0	11.6	8.6	9.9	12.8	8.3	13.2
3. Moderate	8.1	6.8	9.5	7.5	7.0	7.1	9.6	7.3	9.0	8.5	7.0	10.0	7.0	6.9	4.4	8.7
4. Considerable	7.0	6.3	7.6	6.9	6.0	6.5	8.6	6.9	6.0	7.8	4.0	8.0	5.0	8.7	5.9	4.8
5. Great extent	15.9	11.6	20.1	16.9	15.0	16.6	17.5	15.4	14.7	17.4	10.2	19.1	12.9	12.8	11.6	14.7
<i>Item 22180 Subject B01, C07</i>	<i>N</i>	<i>2483</i>	<i>1133</i>	<i>1227</i>	<i>1406</i>	<i>464</i>	<i>549</i>	<i>927</i>	<i>542</i>	<i>1911</i>	<i>416</i>	<i>1244</i>	<i>599</i>	<i>210</i>	<i>320</i>	<i>49</i>
A09C: Athletic teams																
1. Not at all	44.0	38.0	48.9	41.9	42.5	42.1	37.0	48.6	44.8	41.7	53.8	43.5	40.0	48.3	49.6	50.5
2. Slight	7.4	7.6	7.3	7.0	7.1	5.7	9.3	8.0	6.0	7.1	9.8	7.2	6.6	6.4	9.9	14.6
3. Moderate	8.9	10.3	7.9	8.8	7.9	8.6	10.5	7.7	9.5	8.4	11.7	8.5	9.8	6.5	9.1	14.2
4. Considerable	10.4	10.0	10.7	11.8	9.0	12.1	10.5	9.6	10.5	10.8	8.2	9.9	10.8	11.8	10.8	5.0
5. Great extent	29.3	34.0	25.3	30.5	33.6	31.6	32.8	26.0	29.2	32.0	16.5	30.9	32.9	27.0	20.6	15.7
<i>Item 22190 Subject B01, C07</i>	<i>N</i>	<i>2488</i>	<i>1136</i>	<i>1227</i>	<i>1411</i>	<i>467</i>	<i>552</i>	<i>927</i>	<i>542</i>	<i>1911</i>	<i>420</i>	<i>1245</i>	<i>599</i>	<i>210</i>	<i>322</i>	<i>52</i>
A09D: Academic clubs (e.g., science, math, language)																
1. Not at all	67.3	71.3	63.1	66.3	68.9	64.5	62.2	70.7	69.0	63.2	83.5	61.8	71.1	69.8	76.7	74.3
2. Slight	10.5	10.4	10.4	11.2	7.8	12.7	12.1	8.4	10.5	11.3	7.5	11.0	9.7	13.2	9.0	6.5
3. Moderate	7.8	7.5	8.2	7.9	9.2	9.3	10.1	5.6	7.8	8.4	4.1	8.5	8.1	7.0	5.8	8.2
4. Considerable	6.8	4.7	9.2	7.4	8.5	6.3	7.5	7.4	5.6	8.1	2.5	9.0	4.6	5.0	4.2	10.1
5. Great extent	7.6	6.1	9.1	7.2	5.6	7.2	8.1	7.9	7.1	8.9	2.5	9.8	6.5	4.9	4.3	0.8
<i>Item 23360 Subject B01, C07</i>	<i>N</i>	<i>2483</i>	<i>1133</i>	<i>1227</i>	<i>1407</i>	<i>466</i>	<i>548</i>	<i>928</i>	<i>541</i>	<i>1910</i>	<i>417</i>	<i>1244</i>	<i>599</i>	<i>209</i>	<i>320</i>	<i>52</i>
A09E: Student council or government																
1. Not at all	77.7	82.8	73.1	78.6	76.3	76.3	77.5	79.4	76.3	75.2	88.6	74.6	79.8	82.0	83.9	83.4
2. Slight	7.9	7.1	8.8	8.0	8.7	9.2	7.8	6.8	8.8	8.5	5.4	7.5	7.8	10.2	6.7	12.7
3. Moderate	5.0	4.2	5.9	5.2	5.3	4.1	5.4	4.7	6.0	5.4	3.8	5.9	4.3	4.1	4.4	0.5
4. Considerable	3.5	2.8	4.0	3.9	3.7	4.4	4.0	3.5	2.0	4.0	1.3	4.2	2.9	1.8	2.6	2.6
5. Great extent	5.9	3.2	8.2	4.3	5.9	6.0	5.2	5.6	6.9	6.9	0.9	7.7	5.1	2.0	2.4	0.8
<i>Item 23370 Subject B01, C07</i>	<i>N</i>	<i>2480</i>	<i>1132</i>	<i>1226</i>	<i>1405</i>	<i>465</i>	<i>550</i>	<i>923</i>	<i>542</i>	<i>1908</i>	<i>416</i>	<i>1240</i>	<i>599</i>	<i>210</i>	<i>320</i>	<i>52</i>
A09F: Other school clubs or activities																
1. Not at all	38.4	48.0	28.5	38.2	39.5	40.3	36.1	39.4	37.5	32.9	59.0	30.8	41.5	44.0	51.8	69.9
2. Slight	12.9	12.2	13.7	13.8	9.4	12.0	15.4	12.0	12.9	13.3	12.8	13.3	10.2	16.2	13.9	13.0
3. Moderate	16.7	15.9	17.0	18.5	11.6	17.2	18.2	14.6	18.2	17.2	13.5	18.2	17.7	17.0	11.6	4.9
4. Considerable	13.1	10.1	17.0	12.4	12.3	10.7	14.8	13.2	13.4	15.0	7.0	14.0	13.9	12.9	10.5	6.3
5. Great extent	18.8	13.8	23.8	17.1	27.0	19.8	15.5	20.8	18.0	21.7	7.7	23.7	16.6	9.9	12.2	5.9
<i>Item 22200 Subject B01, C07</i>	<i>N</i>	<i>2483</i>	<i>1133</i>	<i>1227</i>	<i>1407</i>	<i>466</i>	<i>549</i>	<i>926</i>	<i>542</i>	<i>1909</i>	<i>419</i>	<i>1244</i>	<i>598</i>	<i>210</i>	<i>319</i>	<i>52</i>
A10: Have you ever had to repeat a grade in school?																
1. No	90.3	87.3	93.8	92.5	81.8	91.9	92.8	86.1	93.7	92.8	81.8	92.7	87.5	91.8	88.0	78.4
2. Yes, one time	8.3	10.6	5.4	6.5	15.0	7.5	6.6	11.0	6.0	6.2	15.4	6.1	11.1	7.4	10.8	9.3
3. Yes, two or more times	1.4	2.1	0.7	1.0	3.2	0.7	0.6	2.9	0.4	1.0	2.8	1.2	1.3	0.8	1.2	12.4
<i>Item 23530 Subject B01</i>	<i>N</i>	<i>2490</i>	<i>1135</i>	<i>1226</i>	<i>1409</i>	<i>469</i>	<i>552</i>	<i>927</i>	<i>542</i>	<i>1908</i>	<i>420</i>	<i>1243</i>	<i>600</i>	<i>210</i>	<i>322</i>	<i>53</i>
A11: Did you ever attend summer school to make up for poor grades or to keep from being held back?																
1. No	73.9	72.9	76.1	83.0	65.0	81.1	82.4	71.3	63.5	78.6	60.4	78.7	70.9	68.4	68.9	67.7
2. Yes, one summer	17.2	17.8	15.5	12.3	23.4	13.2	13.0	19.3	21.2	14.3	24.5	14.6	18.4	19.8	21.7	10.8
3. Yes, two summers	6.4	6.8	6.2	3.5	8.9	4.5	3.5	6.9	10.4	5.2	11.9	5.1	6.5	10.8	7.6	14.6
4. Yes, three or more summers	2.5	2.5	2.2	1.2	2.6	1.2	1.1	2.5	4.9	1.9	3.2	1.6	4.2	1.0	1.8	6.9
<i>Item 23540 Subject B01</i>	<i>N</i>	<i>2488</i>	<i>1134</i>	<i>1227</i>	<i>1409</i>	<i>467</i>	<i>552</i>	<i>927</i>	<i>542</i>	<i>1911</i>	<i>417</i>	<i>1246</i>	<i>600</i>	<i>210</i>	<i>322</i>	<i>48</i>
A12: Have you ever been suspended or expelled from school?																
1. No	70.7	65.1	76.6	76.7	50.1	75.5	76.8	63.4	72.8	74.9	55.8	82.8	63.1	68.1	51.4	25.9
2. Yes, one time	18.0	19.5	16.6	13.9	26.2	14.7	14.7	21.2	18.7	16.2	24.6	12.4	22.9	21.2	26.0	25.8
3. Yes, two or more times	11.3	15.4	6.9	9.4	23.7	9.7	8.5	15.4	8.5	8.9	19.5	4.8	14.0	10.7	22.6	48.2
<i>Item 25140 Subject B07</i>	<i>N</i>	<i>2484</i>	<i>1132</i>	<i>1225</i>	<i>1407</i>	<i>470</i>	<i>551</i>	<i>923</i>	<i>540</i>	<i>1906</i>	<i>420</i>	<i>1242</i>	<i>600</i>	<i>210</i>	<i>320</i>	<i>51</i>

DESCRIPTIVE RESULTS: 2010

227

QUESTIONNAIRE FORM 6 2010	TOTAL	SEX		RACE		REGION				COLLEGE PLANS?		ILLICIT DRUG USE: LIFETIME				
		M	F	White	Black	NE	NC	S	W	Yes	No	None	Mari- juana Only	Few Pills	More Pills	Any Her- oin
<i>N (Weighted No. of Cases):</i>	2521	1142	1240	1414	324	477	554	946	543	1921	425	1254	608	211	322	53
<i>% of Weighted Total:</i>	100.0	45.3	49.2	56.1	12.8	18.9	22.0	37.5	21.5	76.2	16.9	49.7	24.1	8.4	12.8	2.1
A13: During the LAST FOUR WEEKS, on how many days (if any) did you carry a gun to school?																
1. None	96.9	94.7	99.4	97.2	96.4	95.6	96.7	97.5	97.0	97.5	95.1	98.3	98.2	97.1	93.0	79.1
2. One day	0.5	0.9	0.2	0.7	0.1	0.1	0.4	0.6	0.8	0.4	1.0	0.3	0.3	0.4	1.1	4.7
3. Two days	0.2	0.4	*	0.1	0.1	-	0.3	0.2	0.3	0.1	0.9	0.2	-	1.0	0.2	-
4. 3-5 days	0.5	0.7	*	0.4	0.2	0.7	0.1	0.5	0.5	0.5	0.1	0.4	0.3	-	0.8	2.4
5. 6-9 days	0.2	0.1	0.1	-	0.6	0.2	0.2	0.3	0.1	0.1	0.3	0.1	-	0.2	0.7	-
6. 10 or more days	1.8	3.1	0.3	1.6	2.6	3.4	2.3	0.9	1.2	1.4	2.6	0.7	1.2	1.3	4.3	13.8
<i>Item 29590 Subject B07, S01</i>	<i>N</i> 2487	1134	1226	1410	317	470	549	927	540	1909	418	1243	600	210	322	51
A14: During the past 12 months, has anyone made an offer at school to sell or give you an illegal drug (or actually sold or given you one at school)?																
1. No	75.7	67.1	83.3	76.6	80.1	73.8	77.4	77.3	73.0	77.0	72.7	90.2	73.0	59.9	41.9	26.0
2. Yes	24.3	32.9	16.7	23.4	19.9	26.2	22.6	22.7	27.0	23.0	27.3	9.8	27.0	40.1	58.1	74.0
<i>Item 25820 Subject A03a</i>	<i>N</i> 2469	1130	1221	1403	313	462	547	922	538	1900	418	1240	598	206	321	51
A15: In your present school, how vigorous are the teachers and administrators in their attempts to prevent students from . . .																
A15A: Smoking?																
1. Not at all	14.4	15.1	12.1	13.1	14.7	16.7	15.8	14.5	10.5	12.9	17.4	12.7	11.8	17.8	19.0	24.3
2. Slightly	14.5	13.4	16.1	16.7	10.4	17.0	14.3	12.5	15.9	15.5	11.6	13.5	14.9	19.7	13.8	21.4
3. Somewhat	15.2	15.3	15.7	17.5	11.5	15.6	18.3	13.8	14.2	16.2	13.4	14.1	15.3	15.7	22.0	8.1
4. Fairly vigorous	17.4	17.9	17.1	17.9	13.8	16.8	17.7	16.5	19.1	18.4	15.2	17.2	21.0	15.9	13.9	11.3
5. Very vigorous	19.1	18.9	19.4	17.4	26.9	13.1	16.6	22.4	21.4	18.4	20.0	21.7	19.7	15.4	12.3	14.0
8. Don't know	19.4	19.4	19.6	17.5	22.6	20.8	17.2	20.3	18.9	18.5	22.4	20.8	17.3	15.6	19.0	20.8
<i>Item 23550 Subject A10a, B01</i>	<i>N</i> 2472	1128	1221	1400	315	466	549	922	535	1902	417	1241	599	206	318	51
A15B: Drinking?																
1. Not at all	12.4	14.0	9.7	11.6	12.7	15.0	14.1	12.9	7.5	11.0	16.4	11.2	10.0	14.1	17.8	17.3
2. Slightly	12.3	9.7	15.2	13.7	10.7	13.7	12.1	11.2	13.3	13.0	10.0	10.9	12.1	15.8	13.5	29.2
3. Somewhat	16.2	16.8	16.1	18.5	11.6	18.8	16.1	13.8	18.3	16.9	15.0	14.2	17.9	20.3	20.5	10.9
4. Fairly vigorous	17.4	17.8	17.2	18.4	12.4	15.6	19.3	16.6	18.3	19.0	12.7	18.0	19.5	19.1	11.5	11.4
5. Very vigorous	22.0	21.2	23.0	21.0	28.9	16.7	22.4	24.1	22.9	21.4	23.6	24.5	22.9	18.3	16.5	10.4
8. Don't know	19.6	20.5	18.9	16.8	23.7	20.2	15.9	21.5	19.8	18.7	22.2	21.2	17.6	12.4	20.1	20.8
<i>Item 23560 Subject A10a, B01</i>	<i>N</i> 2468	1128	1219	1400	315	466	545	922	535	1898	417	1239	598	206	318	51
A15C: Drug use?																
1. Not at all	11.5	12.8	9.0	10.7	13.2	11.2	13.6	13.2	6.6	9.9	15.7	9.9	9.2	14.3	16.2	20.3
2. Slightly	10.5	8.6	12.5	11.1	7.5	10.9	11.8	8.6	12.2	11.4	8.7	9.4	11.5	12.4	12.4	14.2
3. Somewhat	13.2	13.6	13.2	13.9	10.1	17.0	12.6	11.4	13.8	14.1	11.0	12.1	14.0	13.8	17.0	7.1
4. Fairly vigorous	17.9	18.1	18.3	19.5	12.1	18.2	19.6	16.5	18.5	19.5	12.8	18.1	20.7	19.2	13.3	16.2
5. Very vigorous	28.1	27.4	28.8	27.7	35.2	22.5	26.0	30.7	30.5	27.3	30.1	30.3	28.9	25.1	21.2	21.3
8. Don't know	18.8	19.6	18.2	17.0	21.9	20.3	16.4	19.6	18.3	17.8	21.7	20.1	15.8	15.2	19.9	20.8
<i>Item 23570 Subject A10a, B01</i>	<i>N</i> 2470	1130	1219	1400	315	466	545	924	535	1898	418	1240	598	206	318	51
A16: How severe do you think the consequences would be for a student in your school who gets caught . . .																
A16A: Smoking?																
1. No consequences	5.3	6.5	3.6	5.0	4.8	11.8	6.4	3.0	2.7	5.0	6.3	5.5	5.6	3.3	3.5	11.9
2. Mild	25.9	25.8	26.2	30.6	11.0	28.3	29.2	21.4	28.0	25.7	27.0	21.6	25.2	36.4	35.7	38.9
3. Moderate	29.4	28.1	31.1	30.0	32.4	25.5	29.0	29.7	32.4	30.7	25.5	28.6	31.0	33.1	28.1	31.0
4. Severe	30.9	31.6	30.6	27.9	40.8	26.4	28.4	36.0	28.6	31.2	30.0	35.2	29.3	25.2	24.6	14.9
8. Don't know	8.5	8.0	8.4	6.4	11.0	8.1	7.0	9.8	8.4	7.4	11.2	9.1	8.9	2.0	8.1	3.4
<i>Item 23580 Subject A10a, B01</i>	<i>N</i> 2464	1130	1218	1398	315	459	546	922	537	1896	419	1242	594	206	317	51
A16B: Using (or possessing) alcohol?																
1. No consequences	2.1	2.6	0.8	1.6	4.1	1.8	3.5	2.0	0.9	1.1	5.1	2.6	0.8	1.1	1.2	10.1
2. Mild	6.5	6.4	6.7	6.3	3.6	6.3	7.3	5.1	8.0	6.5	7.6	5.7	4.9	15.0	7.1	7.2
3. Moderate	27.9	27.9	28.4	30.9	22.6	31.7	27.8	22.6	33.6	28.3	28.4	27.8	25.9	31.5	30.4	27.7
4. Severe	55.5	55.2	56.1	55.2	58.8	52.5	56.3	60.4	48.7	57.2	47.4	55.3	59.9	50.0	54.2	51.6
8. Don't know	8.1	7.9	7.9	6.1	10.9	7.7	5.0	9.8	8.8	7.0	11.5	8.7	8.5	2.4	7.1	3.4
<i>Item 23590 Subject A10a, B01</i>	<i>N</i> 2466	1131	1219	1400	314	459	546	923	538	1899	419	1241	594	206	319	51

QUESTIONNAIRE FORM 6 2010	TOTAL	SEX		RACE		REGION				COLLEGE PLANS?		ILLICIT DRUG USE: LIFETIME					
		M	F	White	Black	NE	NC	S	W	Yes	No	None	Mari- juana Only	Few Pills	More Pills	Any Her- oin	
<i>N (Weighted No. of Cases):</i>	2521	1142	1240	1414	324	477	554	946	543	1921	425	1254	608	211	322	53	
<i>% of Weighted Total:</i>	100.0	45.3	49.2	56.1	12.8	18.9	22.0	37.5	21.5	76.2	16.9	49.7	24.1	8.4	12.8	2.1	
A16C: Using (or possessing) an illegal drug?																	
1. No consequences	2.0	2.5	0.7	1.5	3.9	1.2	4.0	1.9	0.8	1.0	5.1	2.3	0.4	1.1	1.4	11.5	
2. Mild	3.6	3.3	3.9	3.6	2.0	3.8	4.0	3.3	3.6	3.5	5.2	3.3	2.3	5.9	5.6	5.9	
3. Moderate	13.2	12.9	14.0	13.2	14.3	12.3	12.8	11.2	17.7	12.8	17.5	11.1	13.8	18.7	17.0	12.3	
4. Severe	72.9	73.0	73.5	75.1	69.6	75.7	73.4	73.5	69.0	75.4	61.6	73.7	75.7	72.8	68.7	64.3	
8. Don't know	8.3	8.2	7.9	6.6	10.2	6.9	5.8	10.2	8.9	7.3	10.6	9.6	7.7	1.5	7.3	6.0	
<i>Item 23600 Subject A10a, B01</i>	<i>N</i>	<i>2468</i>	<i>1133</i>	<i>1219</i>	<i>1401</i>	<i>315</i>	<i>459</i>	<i>548</i>	<i>924</i>	<i>537</i>	<i>1899</i>	<i>420</i>	<i>1243</i>	<i>594</i>	<i>206</i>	<i>321</i>	<i>51</i>
A17: The next questions ask for your opinions on the effects of using certain drugs and other substances. How much do you think people risk harming themselves (physically or in other ways), if they . . .																	
A17A: Smoke one or more packs of cigarettes per day																	
1. No risk	2.9	3.8	1.2	2.3	5.7	2.9	3.0	3.7	1.5	1.8	6.9	2.7	1.2	0.7	3.9	21.6	
2. Slight risk	4.6	6.0	2.9	4.1	7.0	3.6	4.3	6.3	2.8	3.9	8.0	3.6	4.4	7.0	6.5	6.6	
3. Moderate risk	17.7	19.7	16.2	20.3	8.7	16.8	16.8	18.6	18.1	16.4	23.0	14.3	19.2	25.1	24.3	19.4	
4. Great risk	72.5	67.9	78.0	71.8	75.5	73.7	74.2	68.8	76.1	75.8	59.2	76.5	74.4	66.8	63.1	51.5	
5. Can't say, drug unfamiliar	2.3	2.7	1.7	1.5	3.1	3.0	1.7	2.7	1.5	2.0	2.9	2.9	0.9	0.3	2.3	0.9	
<i>Item 12360 Subject A14a</i>	<i>N</i>	<i>2463</i>	<i>1130</i>	<i>1219</i>	<i>1399</i>	<i>315</i>	<i>463</i>	<i>543</i>	<i>921</i>	<i>535</i>	<i>1899</i>	<i>415</i>	<i>1241</i>	<i>599</i>	<i>206</i>	<i>315</i>	<i>51</i>
A17B: Try marijuana once or twice																	
1. No risk	37.0	46.7	27.7	40.0	33.2	45.9	38.5	30.5	39.1	35.9	41.6	17.1	53.7	53.0	66.5	83.0	
2. Slight risk	30.9	26.3	35.9	31.2	28.8	26.9	27.9	34.4	31.3	31.6	27.9	32.8	31.9	33.1	23.7	12.0	
3. Moderate risk	15.0	13.2	17.2	13.8	16.3	14.3	15.2	15.2	15.1	15.4	13.2	22.4	8.6	8.8	4.4	4.1	
4. Great risk	14.2	10.5	16.7	12.9	18.6	9.9	14.9	16.8	12.5	14.3	13.7	22.9	5.1	5.1	4.2	-	
5. Can't say, drug unfamiliar	3.0	3.3	2.5	2.1	3.2	2.9	3.5	3.2	2.0	2.9	3.6	4.7	0.7	-	1.3	0.9	
<i>Item 12370 Subject A14a</i>	<i>N</i>	<i>2461</i>	<i>1130</i>	<i>1216</i>	<i>1396</i>	<i>316</i>	<i>462</i>	<i>542</i>	<i>922</i>	<i>534</i>	<i>1900</i>	<i>416</i>	<i>1238</i>	<i>598</i>	<i>205</i>	<i>316</i>	<i>51</i>
A17C: Smoke marijuana occasionally																	
1. No risk	20.7	28.9	12.9	22.9	22.3	24.4	20.1	18.6	21.4	18.6	29.0	6.8	27.3	31.7	46.3	67.5	
2. Slight risk	25.8	25.4	26.0	27.6	24.1	30.2	25.1	23.9	25.9	26.1	23.2	19.2	36.8	33.9	28.2	23.8	
3. Moderate risk	27.7	25.1	30.6	27.8	23.6	24.1	28.0	29.5	27.3	28.6	23.1	33.7	24.4	20.6	19.3	6.2	
4. Great risk	23.1	17.6	28.1	19.9	26.9	18.7	24.0	24.9	23.1	24.0	21.3	35.9	10.7	13.9	5.0	1.6	
5. Can't say, drug unfamiliar	2.8	3.0	2.4	1.8	3.2	2.7	2.7	3.1	2.3	2.7	3.3	4.4	0.8	-	1.2	0.9	
<i>Item 12380 Subject A14a</i>	<i>N</i>	<i>2460</i>	<i>1129</i>	<i>1216</i>	<i>1398</i>	<i>315</i>	<i>461</i>	<i>543</i>	<i>921</i>	<i>535</i>	<i>1900</i>	<i>414</i>	<i>1239</i>	<i>598</i>	<i>205</i>	<i>316</i>	<i>51</i>
A17D: Smoke marijuana regularly																	
1. No risk	10.8	15.9	5.3	10.9	16.4	12.5	10.7	11.3	8.6	8.8	20.1	3.4	11.9	16.3	26.5	54.2	
2. Slight risk	15.7	19.1	12.5	17.2	11.1	16.8	14.5	14.5	17.9	14.9	17.5	7.8	22.1	19.8	30.4	20.0	
3. Moderate risk	22.4	22.1	22.9	22.7	20.8	27.8	19.3	20.6	24.0	23.5	16.6	16.1	32.7	34.3	22.0	17.1	
4. Great risk	48.4	39.8	57.1	47.6	48.0	40.4	53.4	50.2	47.2	50.3	42.8	68.6	32.2	29.5	20.1	7.8	
5. Can't say, drug unfamiliar	2.7	3.0	2.2	1.6	3.7	2.5	2.1	3.4	2.4	2.6	3.0	4.1	1.2	0.2	1.0	0.9	
<i>Item 12390 Subject A14a</i>	<i>N</i>	<i>2462</i>	<i>1131</i>	<i>1216</i>	<i>1401</i>	<i>315</i>	<i>463</i>	<i>546</i>	<i>919</i>	<i>534</i>	<i>1900</i>	<i>417</i>	<i>1240</i>	<i>598</i>	<i>205</i>	<i>318</i>	<i>51</i>
A17E: Try cocaine once or twice																	
1. No risk	5.5	8.0	2.4	5.6	7.2	5.5	5.5	6.1	4.3	4.0	10.9	2.9	3.4	3.9	13.5	38.6	
2. Slight risk	13.9	14.6	13.4	14.0	7.4	17.7	14.8	10.7	15.3	13.3	16.7	11.0	12.2	17.7	22.8	32.4	
3. Moderate risk	22.1	23.6	21.6	24.5	12.6	25.1	21.7	18.2	26.7	22.7	20.3	22.4	21.6	26.8	22.5	10.3	
4. Great risk	53.5	47.8	58.8	51.9	66.6	47.4	53.6	58.4	50.3	55.2	46.4	57.2	59.0	49.6	38.4	17.8	
5. Can't say, drug unfamiliar	5.0	5.9	3.9	4.0	6.2	4.3	4.4	6.7	3.5	4.8	5.7	6.4	3.9	2.1	2.8	0.9	
<i>Item 12490 Subject A14a</i>	<i>N</i>	<i>2456</i>	<i>1131</i>	<i>1212</i>	<i>1395</i>	<i>314</i>	<i>463</i>	<i>544</i>	<i>917</i>	<i>532</i>	<i>1896</i>	<i>415</i>	<i>1239</i>	<i>596</i>	<i>205</i>	<i>316</i>	<i>51</i>
A17F: Take one or two drinks nearly every day																	
1. No risk	8.8	11.7	5.1	9.5	10.0	8.1	10.7	8.7	7.7	6.9	15.9	6.1	9.4	7.6	14.9	26.9	
2. Slight risk	20.8	26.6	15.1	22.7	12.1	23.0	19.6	20.5	20.7	19.6	26.1	16.4	22.7	24.6	28.2	39.2	
3. Moderate risk	33.9	33.5	35.3	34.8	34.7	34.8	33.5	35.2	31.2	34.5	31.6	31.4	36.4	46.3	34.4	21.6	
4. Great risk	34.1	25.5	42.6	31.3	39.5	31.7	34.3	32.2	39.2	36.7	23.4	42.7	30.1	21.6	21.1	11.4	
5. Can't say, drug unfamiliar	2.5	2.7	2.0	1.6	3.6	2.6	1.9	3.4	1.2	2.3	3.0	3.4	1.4	-	1.4	0.9	
<i>Item 12520 Subject A14a</i>	<i>N</i>	<i>2457</i>	<i>1130</i>	<i>1216</i>	<i>1399</i>	<i>314</i>	<i>462</i>	<i>543</i>	<i>919</i>	<i>534</i>	<i>1898</i>	<i>416</i>	<i>1239</i>	<i>597</i>	<i>205</i>	<i>316</i>	<i>51</i>

DESCRIPTIVE RESULTS: 2010

229

QUESTIONNAIRE FORM 6 2010	TOTAL	SEX		RACE		REGION				COLLEGE PLANS?		ILLICIT DRUG USE: LIFETIME					
		M	F	White	Black	NE	NC	S	W	Yes	No	None	Mari- juana Only	Few Pills	More Pills	Any Her- oin	
<i>N (Weighted No. of Cases):</i>	2521	1142	1240	1414	324	477	554	946	543	1921	425	1254	608	211	322	53	
<i>% of Weighted Total:</i>	100.0	45.3	49.2	56.1	12.8	18.9	22.0	37.5	21.5	76.2	16.9	49.7	24.1	8.4	12.8	2.1	
A17G: Take four or five drinks nearly every day																	
1. No risk	4.2	5.7	1.7	3.9	6.5	4.3	4.3	5.1	2.5	2.9	8.5	3.3	4.2	1.9	4.4	24.0	
2. Slight risk	5.1	7.5	2.9	6.3	3.1	5.2	4.7	5.3	5.0	4.4	8.5	2.6	5.6	8.5	9.8	13.1	
3. Moderate risk	20.3	25.3	15.3	22.4	10.8	20.5	20.9	20.6	19.0	19.1	24.6	16.0	22.1	26.2	27.1	35.7	
4. Great risk	68.0	58.7	78.1	65.5	76.4	67.5	67.9	65.8	72.2	71.4	55.3	74.6	67.2	63.1	57.5	26.4	
5. Can't say, drug unfamiliar	2.4	2.8	2.0	1.9	3.1	2.5	2.3	3.2	1.3	2.3	3.2	3.5	1.0	0.3	1.3	0.9	
<i>Item 12530 Subject A14a</i>	<i>N</i>	<i>2455</i>	<i>1129</i>	<i>1214</i>	<i>1398</i>	<i>314</i>	<i>463</i>	<i>544</i>	<i>914</i>	<i>534</i>	<i>1898</i>	<i>412</i>	<i>1236</i>	<i>598</i>	<i>205</i>	<i>315</i>	<i>51</i>
A17H: Have five or more drinks once or twice each weekend																	
1. No risk	7.9	10.8	3.8	8.4	9.2	10.0	9.3	7.4	5.3	6.4	13.4	4.1	10.5	4.9	14.4	34.0	
2. Slight risk	13.2	17.8	9.0	15.2	7.3	16.1	13.5	12.1	12.0	12.7	14.4	7.8	14.7	22.8	24.7	22.2	
3. Moderate risk	27.0	26.2	28.5	28.0	22.6	30.5	21.9	26.8	29.3	27.2	25.7	22.5	30.9	33.4	32.9	22.4	
4. Great risk	49.2	42.0	56.3	46.4	57.1	40.0	52.7	50.4	51.8	51.1	43.1	61.7	42.2	38.9	26.8	20.5	
5. Can't say, drug unfamiliar	2.8	3.1	2.3	2.0	3.7	3.4	2.6	3.3	1.7	2.7	3.3	3.9	1.7	-	1.2	0.9	
<i>Item 12540 Subject A14a</i>	<i>N</i>	<i>2457</i>	<i>1129</i>	<i>1215</i>	<i>1397</i>	<i>315</i>	<i>464</i>	<i>542</i>	<i>918</i>	<i>533</i>	<i>1898</i>	<i>414</i>	<i>1238</i>	<i>597</i>	<i>205</i>	<i>316</i>	<i>51</i>
A17I: Take steroids for body-building or improved athletic performance																	
1. No risk	3.8	5.4	1.3	3.0	7.0	4.3	3.4	4.4	2.6	2.9	6.4	3.3	1.7	2.1	6.2	23.2	
2. Slight risk	6.2	8.1	4.5	7.9	1.5	7.3	7.7	4.5	6.7	5.4	9.6	5.2	6.2	7.9	9.2	6.2	
3. Moderate risk	24.0	25.3	23.1	28.0	14.8	22.8	26.6	21.9	26.1	24.9	20.8	21.5	26.5	29.9	26.7	21.1	
4. Great risk	59.2	54.2	64.6	55.6	68.0	60.0	56.0	60.6	59.3	60.7	53.6	63.2	59.6	56.8	50.5	35.8	
5. Can't say, drug unfamiliar	6.8	7.0	6.5	5.5	8.6	5.7	6.3	8.6	5.4	6.1	9.7	6.8	6.1	3.3	7.3	13.7	
<i>Item 24510 Subject A14a</i>	<i>N</i>	<i>2461</i>	<i>1131</i>	<i>1216</i>	<i>1399</i>	<i>315</i>	<i>462</i>	<i>544</i>	<i>921</i>	<i>534</i>	<i>1900</i>	<i>416</i>	<i>1239</i>	<i>599</i>	<i>205</i>	<i>316</i>	<i>51</i>
A17J: Take MDMA (ecstasy) once or twice																	
1. No risk	5.5	7.9	2.7	5.5	6.0	7.2	4.6	5.5	5.0	4.1	10.6	2.7	3.7	4.8	13.5	44.0	
2. Slight risk	11.7	15.8	8.1	13.3	8.6	12.1	14.3	9.0	13.5	11.5	11.6	7.3	11.3	13.9	26.3	19.0	
3. Moderate risk	20.7	21.7	20.2	22.2	17.3	21.6	18.8	18.5	25.7	20.6	21.2	18.1	21.2	29.5	27.2	15.4	
4. Great risk	50.6	43.7	57.1	49.2	57.7	48.3	49.5	55.0	46.0	53.0	42.3	57.2	55.0	45.5	25.7	20.8	
5. Can't say, drug unfamiliar	11.5	10.9	11.8	9.9	10.4	10.8	12.9	11.9	9.7	10.7	14.3	14.7	8.8	6.3	7.3	0.9	
<i>Item 23040 Subject A14a</i>	<i>N</i>	<i>2455</i>	<i>1128</i>	<i>1215</i>	<i>1395</i>	<i>315</i>	<i>463</i>	<i>544</i>	<i>919</i>	<i>530</i>	<i>1895</i>	<i>416</i>	<i>1235</i>	<i>598</i>	<i>205</i>	<i>316</i>	<i>51</i>
A18: Individuals differ in whether or not they disapprove of people doing certain things. Do YOU disapprove of people (who are 18 or older) doing each of the following?																	
A18A: Smoking one or more packs of cigarettes per day																	
1. Don't disapprove	25.2	30.6	19.6	27.1	23.6	24.4	25.6	27.5	21.5	21.7	41.6	15.0	26.2	30.3	51.3	65.2	
2. Disapprove	39.5	37.9	41.0	39.8	36.5	39.4	40.1	38.9	39.9	40.4	33.8	39.9	42.7	45.1	30.3	29.1	
3. Strongly disapprove	35.3	31.6	39.4	33.1	39.9	36.2	34.4	33.5	38.6	38.0	24.6	45.0	31.1	24.6	18.5	5.7	
<i>Item 8560 Subject A11a</i>	<i>N</i>	<i>2469</i>	<i>1134</i>	<i>1222</i>	<i>1403</i>	<i>316</i>	<i>462</i>	<i>546</i>	<i>922</i>	<i>539</i>	<i>1905</i>	<i>417</i>	<i>1238</i>	<i>600</i>	<i>210</i>	<i>320</i>	<i>51</i>
A18B: Trying marijuana once or twice																	
1. Don't disapprove	51.0	57.2	45.6	52.9	50.0	60.6	49.5	47.4	50.5	49.2	55.9	25.7	73.6	73.7	84.8	92.9	
2. Disapprove	25.9	22.1	29.6	24.4	27.0	21.1	26.4	26.1	29.1	26.6	23.3	35.8	18.7	17.8	9.9	2.4	
3. Strongly disapprove	23.1	20.7	24.9	22.7	23.0	18.3	24.1	26.5	20.4	24.1	20.9	38.5	7.7	8.6	5.3	4.7	
<i>Item 8570 Subject A11a</i>	<i>N</i>	<i>2467</i>	<i>1135</i>	<i>1220</i>	<i>1403</i>	<i>316</i>	<i>461</i>	<i>545</i>	<i>922</i>	<i>539</i>	<i>1905</i>	<i>417</i>	<i>1237</i>	<i>600</i>	<i>209</i>	<i>320</i>	<i>51</i>
A18C: Smoking marijuana occasionally																	
1. Don't disapprove	40.5	47.3	34.2	42.6	44.3	48.4	39.2	37.7	39.8	38.5	46.6	16.7	58.5	59.9	78.4	85.8	
2. Disapprove	28.9	25.0	33.0	27.6	29.7	27.8	27.9	28.1	32.4	30.0	24.3	34.7	28.5	26.3	13.3	5.7	
3. Strongly disapprove	30.6	27.7	32.8	29.9	26.1	23.8	32.9	34.3	27.9	31.6	29.1	48.6	13.0	13.8	8.3	8.5	
<i>Item 8580 Subject A11a</i>	<i>N</i>	<i>2467</i>	<i>1134</i>	<i>1221</i>	<i>1403</i>	<i>315</i>	<i>463</i>	<i>545</i>	<i>920</i>	<i>539</i>	<i>1904</i>	<i>417</i>	<i>1238</i>	<i>600</i>	<i>209</i>	<i>318</i>	<i>51</i>
A18D: Smoking marijuana regularly																	
1. Don't disapprove	25.9	33.6	18.2	26.0	30.9	28.7	25.8	25.1	25.0	22.8	37.9	8.3	33.0	36.8	63.5	72.3	
2. Disapprove	28.4	26.5	30.2	28.1	28.9	32.6	24.8	27.5	30.1	29.0	24.3	25.3	38.8	34.3	20.1	14.0	
3. Strongly disapprove	45.7	39.9	51.7	45.9	40.2	38.7	49.4	47.4	45.0	48.3	37.8	66.5	28.2	29.0	16.4	13.7	
<i>Item 8590 Subject A11a</i>	<i>N</i>	<i>2470</i>	<i>1135</i>	<i>1221</i>	<i>1406</i>	<i>316</i>	<i>463</i>	<i>548</i>	<i>920</i>	<i>539</i>	<i>1906</i>	<i>418</i>	<i>1238</i>	<i>600</i>	<i>209</i>	<i>322</i>	<i>51</i>

QUESTIONNAIRE FORM 6 2010	TOTAL	SEX		RACE		REGION				COLLEGE PLANS?		ILLCIT DRUG USE: LIFETIME					
		M	F	White	Black	NE	NC	S	W	Yes	No	None	Mari- juana Only	Few Pills	More Pills	Any Her- oin	
<i>N (Weighted No. of Cases):</i>	2521	1142	1240	1414	324	477	554	946	543	1921	425	1254	608	211	322	53	
<i>% of Weighted Total:</i>	100.0	45.3	49.2	56.1	12.8	18.9	22.0	37.5	21.5	76.2	16.9	49.7	24.1	8.4	12.8	2.1	
A18E: Trying cocaine once or twice																	
1. Don't disapprove	12.0	16.0	7.9	12.5	11.2	13.9	11.3	10.9	12.8	9.6	19.4	5.6	9.0	13.8	30.3	68.2	
2. Disapprove	24.8	24.3	25.0	23.8	23.2	25.5	26.8	22.9	25.3	24.7	23.6	23.1	23.6	26.6	33.0	17.6	
3. Strongly disapprove	63.3	59.7	67.1	63.7	65.5	60.6	61.9	66.2	62.0	65.7	57.0	71.3	67.4	59.5	36.7	14.1	
<i>Item 8690 Subject A11a</i>	<i>N</i>	<i>2459</i>	<i>1132</i>	<i>1214</i>	<i>1400</i>	<i>313</i>	<i>462</i>	<i>545</i>	<i>914</i>	<i>538</i>	<i>1897</i>	<i>416</i>	<i>1234</i>	<i>599</i>	<i>207</i>	<i>319</i>	<i>51</i>
A18F: Taking one or two drinks nearly every day																	
1. Don't disapprove	30.9	36.0	25.5	32.5	27.8	33.0	32.4	30.5	28.2	28.1	40.3	21.2	33.6	34.8	51.4	78.5	
2. Disapprove	40.1	38.1	42.1	40.7	38.4	39.1	37.4	40.7	42.7	41.3	36.2	38.6	43.2	53.1	36.1	16.7	
3. Strongly disapprove	29.0	25.9	32.4	26.8	33.8	27.9	30.2	28.8	29.1	30.6	23.6	40.2	23.3	12.1	12.5	4.8	
<i>Item 8720 Subject A11a</i>	<i>N</i>	<i>2464</i>	<i>1132</i>	<i>1220</i>	<i>1404</i>	<i>315</i>	<i>461</i>	<i>547</i>	<i>920</i>	<i>537</i>	<i>1901</i>	<i>417</i>	<i>1237</i>	<i>599</i>	<i>209</i>	<i>317</i>	<i>51</i>
A18G: Taking four or five drinks nearly every day																	
1. Don't disapprove	13.9	19.3	8.3	15.1	14.5	13.3	15.8	14.3	11.6	11.0	25.4	8.2	11.9	18.2	26.8	64.0	
2. Disapprove	31.3	33.4	29.4	31.3	26.8	34.7	28.4	31.4	31.1	30.6	32.2	26.6	36.7	37.2	36.1	22.8	
3. Strongly disapprove	54.8	47.3	62.3	53.6	58.7	52.1	55.8	54.2	57.3	58.4	42.4	65.2	51.4	44.7	37.2	13.2	
<i>Item 8730 Subject A11a</i>	<i>N</i>	<i>2465</i>	<i>1132</i>	<i>1220</i>	<i>1401</i>	<i>315</i>	<i>462</i>	<i>545</i>	<i>920</i>	<i>537</i>	<i>1903</i>	<i>416</i>	<i>1238</i>	<i>598</i>	<i>209</i>	<i>319</i>	<i>51</i>
A18H: Having five or more drinks once or twice each weekend																	
1. Don't disapprove	31.5	37.5	25.9	35.7	23.4	35.9	33.8	29.2	29.2	28.8	40.4	17.3	38.0	41.9	58.0	79.7	
2. Disapprove	29.7	27.5	31.7	28.7	28.8	30.2	27.2	31.1	29.6	30.4	27.3	29.5	32.3	36.6	25.2	10.8	
3. Strongly disapprove	38.8	35.0	42.4	35.6	47.8	33.8	39.1	39.7	41.2	40.8	32.2	53.2	29.7	21.6	16.8	9.5	
<i>Item 8740 Subject A11a</i>	<i>N</i>	<i>2464</i>	<i>1132</i>	<i>1220</i>	<i>1404</i>	<i>316</i>	<i>462</i>	<i>544</i>	<i>921</i>	<i>538</i>	<i>1902</i>	<i>417</i>	<i>1235</i>	<i>600</i>	<i>209</i>	<i>319</i>	<i>51</i>
A18I: Taking steroids for body-building or improved athletic performance																	
1. Don't disapprove	10.2	13.5	6.8	9.4	13.6	11.5	10.8	10.0	9.0	8.5	15.6	6.7	8.9	10.9	21.0	31.1	
2. Disapprove	29.9	29.7	30.0	31.9	24.1	29.0	29.8	29.5	31.6	29.7	31.0	28.1	29.4	37.4	35.3	21.8	
3. Strongly disapprove	59.8	56.8	63.2	58.7	62.3	59.5	59.4	60.5	59.3	61.8	53.5	65.2	61.7	51.7	43.6	47.1	
<i>Item 24520 Subject A11a</i>	<i>N</i>	<i>2463</i>	<i>1133</i>	<i>1218</i>	<i>1401</i>	<i>316</i>	<i>461</i>	<i>545</i>	<i>919</i>	<i>538</i>	<i>1902</i>	<i>417</i>	<i>1236</i>	<i>600</i>	<i>208</i>	<i>319</i>	<i>51</i>
A18J: Trying heroin once or twice without using a needle																	
1. Don't disapprove	6.8	9.3	3.9	6.3	9.4	7.7	6.6	7.2	5.7	5.0	12.7	4.2	4.1	6.5	13.2	47.8	
2. Disapprove	14.5	14.5	13.8	13.0	14.9	15.6	15.1	14.1	13.5	14.0	15.3	14.9	11.3	15.1	17.1	18.9	
3. Strongly disapprove	78.7	76.1	82.3	80.7	75.6	76.7	78.3	78.8	80.9	81.0	72.0	80.8	84.6	78.4	69.7	33.4	
<i>Item 29690 Subject A11a</i>	<i>N</i>	<i>2463</i>	<i>1131</i>	<i>1220</i>	<i>1398</i>	<i>316</i>	<i>463</i>	<i>545</i>	<i>921</i>	<i>534</i>	<i>1902</i>	<i>414</i>	<i>1234</i>	<i>599</i>	<i>209</i>	<i>319</i>	<i>51</i>
A18K: Taking heroin occasionally without using a needle																	
1. Don't disapprove	5.5	7.9	2.9	4.5	9.1	6.2	5.2	5.6	4.8	3.9	10.8	3.9	3.4	4.9	9.9	33.1	
2. Disapprove	12.2	11.8	11.8	11.4	12.4	11.1	13.6	12.1	12.0	11.7	13.3	12.5	10.0	13.1	12.2	17.4	
3. Strongly disapprove	82.3	80.3	85.3	84.1	78.5	82.6	81.1	82.3	83.2	84.4	75.9	83.6	86.6	81.9	78.0	49.5	
<i>Item 29700 Subject A11a</i>	<i>N</i>	<i>2464</i>	<i>1131</i>	<i>1220</i>	<i>1401</i>	<i>316</i>	<i>462</i>	<i>544</i>	<i>920</i>	<i>539</i>	<i>1902</i>	<i>416</i>	<i>1235</i>	<i>599</i>	<i>209</i>	<i>319</i>	<i>51</i>
A18L: Taking MDMA (ecstasy) once or twice																	
1. Don't disapprove	13.7	17.6	9.4	13.9	12.8	16.7	13.3	12.6	13.3	11.7	19.8	5.9	9.9	14.5	39.0	63.3	
2. Disapprove	24.6	26.9	22.2	23.9	23.9	22.5	24.9	21.8	30.7	23.7	27.3	21.4	26.9	31.3	31.0	15.4	
3. Strongly disapprove	61.7	55.5	68.4	62.1	63.3	60.7	61.8	65.6	56.0	64.6	52.9	72.7	63.2	54.2	30.0	21.3	
<i>Item 29960 Subject A11a</i>	<i>N</i>	<i>2458</i>	<i>1130</i>	<i>1216</i>	<i>1402</i>	<i>315</i>	<i>460</i>	<i>546</i>	<i>916</i>	<i>535</i>	<i>1901</i>	<i>414</i>	<i>1232</i>	<i>599</i>	<i>208</i>	<i>319</i>	<i>51</i>
A19: How difficult do you think it would be for you to get each of the following types of drugs, if you wanted some?																	

DESCRIPTIVE RESULTS: 2010

231

QUESTIONNAIRE FORM 6 2010	TOTAL	SEX		RACE		REGION				COLLEGE PLANS?		ILLICIT DRUG USE: LIFETIME					
		M	F	White	Black	NE	NC	S	W	Yes	No	None	Mari- juana Only	Few Pills	More Pills	Any Her- oin	
<i>N (Weighted No. of Cases):</i>	2521	1142	1240	1414	324	477	554	946	543	1921	425	1254	608	211	322	53	
<i>% of Weighted Total:</i>	100.0	45.3	49.2	56.1	12.8	18.9	22.0	37.5	21.5	76.2	16.9	49.7	24.1	8.4	12.8	2.1	
A19A: Marijuana (pot, weed)																	
1. Probably impossible	5.0	4.1	5.2	3.8	7.8	4.2	4.6	5.8	4.5	4.2	6.7	8.8	0.3	0.8	1.0	2.9	
2. Very difficult	3.3	2.4	4.1	3.2	2.5	1.0	3.9	4.3	2.9	3.4	2.5	5.9	0.2	0.8	0.3	0.6	
3. Fairly difficult	6.8	6.4	6.9	6.7	4.3	3.5	8.2	7.7	6.7	6.6	9.0	10.8	4.3	1.8	0.8	-	
4. Fairly easy	22.2	23.7	21.8	23.3	21.5	21.0	23.2	22.4	21.9	22.9	21.4	29.1	19.3	14.9	8.8	-	
5. Very easy	62.7	63.4	62.1	63.0	63.9	70.3	60.1	59.7	64.1	62.9	60.3	45.4	75.9	81.7	89.0	96.5	
Item 6750 Subject A03a	N	2464	1133	1215	1400	315	456	548	920	540	1900	416	1235	600	210	316	51
A19B: LSD																	
1. Probably impossible	20.0	17.8	22.1	15.9	35.0	17.1	18.1	23.9	18.0	19.5	21.4	25.3	21.2	8.6	7.4	-	
2. Very difficult	22.4	22.1	22.5	22.5	20.0	22.0	27.4	21.1	20.0	23.8	18.9	23.2	26.4	26.4	11.0	10.5	
3. Fairly difficult	32.3	32.3	32.5	34.5	23.8	31.5	30.3	33.5	32.8	32.7	29.9	31.1	33.8	39.8	33.8	15.5	
4. Fairly easy	16.9	18.7	16.2	19.3	11.8	19.5	16.0	14.6	19.5	16.5	18.7	14.7	12.7	15.9	32.9	26.5	
5. Very easy	8.3	9.2	6.7	7.8	9.3	10.0	8.3	6.8	9.7	7.5	11.1	5.8	6.0	9.2	14.9	47.4	
Item 6760 Subject A03a	N	2432	1120	1199	1394	307	451	541	907	533	1877	412	1214	592	209	314	51
A19C: PCP (angel dust)																	
1. Probably impossible	27.1	25.6	28.3	23.5	36.7	24.1	27.9	30.0	24.1	27.2	26.3	30.5	29.8	17.3	18.5	2.2	
2. Very difficult	28.3	29.7	27.4	30.8	23.2	29.0	31.2	27.6	26.1	29.5	25.5	26.7	31.3	38.0	24.9	20.6	
3. Fairly difficult	26.8	27.0	27.3	29.5	20.8	29.6	25.5	25.4	28.4	26.4	29.4	27.0	26.1	27.6	30.1	18.5	
4. Fairly easy	10.8	10.2	11.5	10.5	10.5	8.8	9.6	10.9	13.5	10.7	10.3	10.8	8.0	10.9	15.7	8.9	
5. Very easy	6.9	7.5	5.5	5.7	8.7	8.5	5.8	6.1	7.9	6.2	8.5	5.0	4.8	6.2	10.7	49.8	
Item 6771 Subject A03a	N	2442	1125	1204	1393	313	453	544	909	537	1885	412	1222	595	209	314	51
A19D: MDMA (ecstasy)																	
1. Probably impossible	18.3	16.5	19.6	16.2	27.3	17.1	17.7	21.6	14.2	17.7	20.0	24.9	15.3	8.5	6.1	2.2	
2. Very difficult	19.0	20.0	18.1	20.7	14.4	22.4	26.4	16.1	13.5	20.8	12.9	21.8	19.7	17.7	9.4	2.4	
3. Fairly difficult	26.4	26.2	27.0	28.0	20.0	26.2	25.7	27.2	25.9	26.2	28.6	26.8	26.7	31.8	26.2	8.6	
4. Fairly easy	20.8	21.3	20.6	21.5	20.2	17.6	19.3	21.0	24.6	20.6	20.2	17.3	24.2	22.5	26.8	18.3	
5. Very easy	15.6	16.0	14.7	13.6	18.2	16.7	10.8	14.2	21.9	14.7	18.3	9.2	14.1	19.5	31.6	68.5	
Item 23050 Subject A03a	N	2448	1125	1209	1395	311	453	544	913	537	1891	415	1223	599	209	314	51
A19E: Crystal meth ("ice")																	
1. Probably impossible	26.8	26.6	27.1	23.7	40.1	24.6	27.4	28.6	25.2	27.4	24.3	29.6	28.6	24.2	17.6	7.4	
2. Very difficult	28.6	29.2	28.4	31.1	19.5	34.9	29.6	26.2	26.1	29.6	23.4	26.3	31.8	33.9	29.4	19.3	
3. Fairly difficult	23.1	22.7	24.3	23.9	19.8	24.1	21.0	23.6	23.6	22.6	26.8	23.5	25.7	21.0	21.9	15.2	
4. Fairly easy	11.4	11.8	10.7	12.3	8.6	7.3	12.6	11.9	12.8	10.8	14.9	12.3	8.3	8.8	14.2	9.3	
5. Very easy	10.0	9.7	9.5	8.9	12.0	9.1	9.4	9.6	12.3	9.6	10.5	8.3	5.6	12.1	17.0	48.8	
Item 24410 Subject A03a	N	2446	1126	1205	1392	313	453	544	911	537	1888	413	1223	597	209	314	51
A19F: Steroids																	
1. Probably impossible	17.1	15.2	18.6	13.4	27.9	13.3	16.6	18.8	17.8	16.6	16.7	19.0	14.8	14.5	14.3	12.2	
2. Very difficult	20.5	21.8	19.6	20.4	15.4	23.2	20.3	18.6	21.5	21.1	18.2	18.5	22.0	22.3	22.9	15.5	
3. Fairly difficult	25.7	26.4	25.0	27.8	18.3	26.7	25.8	24.5	26.8	25.2	27.6	26.0	27.5	26.5	25.6	12.7	
4. Fairly easy	20.9	19.3	22.8	23.2	18.1	21.8	20.9	21.6	18.8	21.2	21.1	21.8	20.4	22.1	18.7	22.2	
5. Very easy	15.9	17.4	14.0	15.0	20.3	15.0	16.4	16.5	15.1	16.0	16.4	14.7	15.4	14.7	18.5	37.4	
Item 23060 Subject A03a	N	2448	1130	1207	1392	316	455	543	914	536	1890	412	1230	594	209	313	51
A19G: Alcohol																	
1. Probably impossible	3.4	3.1	3.2	2.2	7.6	3.1	2.8	4.4	2.9	2.6	4.8	5.3	0.8	1.0	2.1	2.9	
2. Very difficult	1.3	0.8	1.5	1.1	1.0	0.4	1.7	1.1	2.0	1.1	1.6	2.3	0.1	-	-	0.6	
3. Fairly difficult	4.9	4.9	4.8	4.6	5.2	2.9	3.9	6.7	4.4	4.5	6.0	7.1	3.8	1.1	1.4	-	
4. Fairly easy	16.1	17.9	15.1	15.8	13.0	15.7	17.2	14.9	17.5	16.2	15.7	17.4	16.8	10.3	15.9	-	
5. Very easy	74.2	73.3	75.4	76.2	73.2	77.8	74.4	72.9	73.2	75.6	71.9	68.0	78.4	87.6	80.7	96.5	
Item 30950 Subject A03a	N	2466	1133	1218	1398	316	460	545	920	540	1902	414	1237	600	210	317	50
The following questions are about cigarette smoking.																	
B01: Have you ever smoked cigarettes?																	
1. Never—GO TO Q.B13	57.9	54.4	60.9	54.9	70.0	59.5	60.2	53.1	62.4	61.6	43.8	84.1	39.2	33.5	16.3	5.2	
2. Once or twice	18.9	18.7	19.6	17.0	18.2	17.8	15.3	21.9	18.3	18.3	19.0	11.2	31.5	30.4	20.2	3.5	
3. Occasionally but not regularly	10.0	11.8	8.0	10.2	8.1	8.7	11.2	10.1	9.5	9.4	12.5	2.6	16.4	16.8	21.9	13.0	
4. Regularly in the past	4.6	5.3	4.1	5.9	1.5	5.0	4.7	5.1	3.5	4.0	7.2	0.9	6.0	6.1	12.3	23.9	
5. Regularly now	8.6	9.8	7.4	12.1	2.1	9.1	8.6	9.7	6.2	6.7	17.5	1.2	6.9	13.2	29.2	54.5	
Item 760 Subject A01a	N	2465	1135	1214	1405	309	457	549	919	540	1902	413	1237	600	208	317	51

QUESTIONNAIRE FORM 6 2010	TOTAL	SEX		RACE		REGION				COLLEGE PLANS?		ILLICIT DRUG USE: LIFETIME					
		M	F	White	Black	NE	NC	S	W	Yes	No	None	Mari- juana Only	Few Pills	More Pills	Any Her- oin	
<i>N (Weighted No. of Cases):</i>	2521	1142	1240	1414	324	477	554	946	543	1921	425	1254	608	211	322	53	
<i>% of Weighted Total:</i>	100.0	45.3	49.2	56.1	12.8	18.9	22.0	37.5	21.5	76.2	16.9	49.7	24.1	8.4	12.8	2.1	
B02: How frequently have you smoked cigarettes during the past 30 days?																	
1. Not at all—incl. (1) in Q.B01—GO TO Q.B06	80.2	76.6	84.1	76.4	89.2	79.1	80.4	78.8	83.2	83.1	68.3	96.1	76.8	70.2	44.0	15.1	
2. Less than one cigarette per day	8.6	10.8	6.6	9.2	6.1	8.2	8.0	9.2	8.8	8.3	10.0	2.2	13.2	13.8	20.5	5.5	
3. One to five cigarettes per day	6.2	6.4	5.8	7.2	3.0	7.1	5.7	6.3	5.6	4.9	10.4	1.0	6.8	11.1	17.1	37.8	
4. About one-half pack per day	2.8	3.4	2.1	4.2	0.5	2.7	2.9	3.5	1.6	1.9	6.3	0.3	2.1	3.1	11.3	9.3	
5. About one pack per day	1.2	1.3	0.7	1.6	0.1	1.4	1.9	0.9	0.7	1.1	1.8	0.3	0.6	1.9	3.8	11.6	
6. About one and one-half packs per day	0.3	0.1	0.5	0.5	0.1	0.1	0.6	0.5	-	0.2	0.9	*	0.2	-	1.1	5.4	
7. Two packs or more per day	0.7	1.3	0.1	0.9	0.9	1.4	0.5	0.9	0.1	0.4	2.2	0.1	0.3	-	2.1	15.3	
<i>Item 780 Subject A01c</i>	<i>N</i>	<i>2456</i>	<i>1132</i>	<i>1210</i>	<i>1399</i>	<i>309</i>	<i>460</i>	<i>549</i>	<i>915</i>	<i>534</i>	<i>1897</i>	<i>410</i>	<i>1237</i>	<i>597</i>	<i>207</i>	<i>313</i>	<i>51</i>
B03: During the last 30 days, about how many times (if any) have you bought cigarettes . . .																	
B03A: . . . by having a friend or relative buy them for you?																	
1. None	65.6	72.5	56.3	68.6	56.3	55.7	69.9	67.3	67.5	67.1	63.0	80.5	68.8	63.3	62.5	53.8	
2. 1 time	11.8	11.7	11.6	10.0	14.4	13.5	12.2	11.6	9.9	11.3	11.1	5.3	17.5	9.9	8.9	14.1	
3. 2 times	6.0	4.7	7.4	5.7	12.1	7.6	6.4	5.2	5.6	6.5	5.5	10.9	3.3	8.4	7.2	3.2	
4. 3-5 times	9.5	7.2	13.9	9.8	9.0	13.4	7.3	8.7	9.8	9.7	10.6	3.2	5.4	16.2	11.4	13.9	
5. 6-9 times	2.6	0.5	5.6	2.5	2.3	1.9	1.5	3.5	2.7	2.5	2.2	-	3.3	2.3	2.9	2.9	
6. 10 or more	4.5	3.4	5.3	3.2	6.0	7.8	2.6	3.8	4.5	2.9	7.5	-	1.7	-	7.2	12.1	
<i>Item 29970 Subject A03b</i>	<i>N†</i>	<i>486</i>	<i>264</i>	<i>196</i>	<i>325</i>	<i>36</i>	<i>96</i>	<i>103</i>	<i>197</i>	<i>89</i>	<i>319</i>	<i>132</i>	<i>52</i>	<i>139</i>	<i>60</i>	<i>174</i>	<i>43</i>
B03B: . . . on your own from vending machines?																	
1. None	94.0	92.5	98.5	94.9	89.4	91.8	90.3	95.9	96.7	96.3	90.9	94.8	98.4	96.5	95.0	81.9	
2. 1 time	1.5	2.5	-	1.5	4.2	2.9	2.1	0.5	1.6	1.2	2.1	-	0.5	1.9	1.1	6.5	
3. 2 times	0.7	1.0	0.1	0.9	-	0.5	2.0	-	0.8	0.7	0.6	-	-	0.8	0.3	0.7	
4. 3-5 times	1.4	1.7	1.0	1.1	4.5	1.1	1.6	1.7	0.9	0.6	2.6	5.2	-	0.7	0.5	6.8	
5. 6-9 times	-	-	-	-	-	-	-	-	-	-	-	-	-	-	-	-	
6. 10 or more	2.3	2.4	0.4	1.6	1.9	3.6	4.0	1.9	-	1.3	3.8	-	1.2	-	3.2	4.2	
<i>Item 29980 Subject A03b</i>	<i>N†</i>	<i>487</i>	<i>265</i>	<i>196</i>	<i>326</i>	<i>36</i>	<i>96</i>	<i>104</i>	<i>197</i>	<i>89</i>	<i>320</i>	<i>132</i>	<i>52</i>	<i>139</i>	<i>61</i>	<i>174</i>	<i>43</i>
B03C: . . . through the mail?																	
1. None	96.2	95.8	98.4	97.1	93.2	94.5	96.3	97.3	95.4	97.3	95.1	98.0	96.3	99.1	96.2	93.3	
2. 1 time	0.9	0.8	1.1	1.0	-	1.2	-	0.5	2.3	0.8	0.4	2.0	1.4	0.9	0.5	-	
3. 2 times	0.9	0.6	0.1	0.3	-	0.7	0.9	1.2	0.3	0.3	0.7	-	1.2	-	-	0.7	
4. 3-5 times	0.2	-	0.4	-	2.2	-	-	-	0.9	0.2	-	-	-	-	-	1.8	
5. 6-9 times	-	-	-	-	-	-	-	-	-	-	-	-	-	-	-	-	
6. 10 or more	1.9	2.8	-	1.6	4.6	3.6	2.8	1.0	1.1	1.3	3.8	-	1.2	-	3.4	4.2	
<i>Item 29990 Subject A03b</i>	<i>N†</i>	<i>484</i>	<i>262</i>	<i>196</i>	<i>324</i>	<i>36</i>	<i>96</i>	<i>103</i>	<i>195</i>	<i>89</i>	<i>317</i>	<i>132</i>	<i>52</i>	<i>139</i>	<i>60</i>	<i>172</i>	<i>43</i>
B03D: . . . in a store where you pick up the pack (or carton) and bring it to the check-out counter?																	
1. None	73.3	68.4	82.7	75.6	63.1	75.2	66.6	75.5	74.3	76.3	64.8	78.8	74.5	85.6	70.1	62.5	
2. 1 time	5.8	7.2	3.6	5.1	9.3	4.4	5.8	7.1	4.6	4.7	6.9	4.3	9.8	1.3	4.5	4.3	
3. 2 times	5.1	6.4	3.1	3.7	13.4	4.5	5.9	3.5	8.3	4.6	6.8	7.7	2.1	3.5	7.1	2.5	
4. 3-5 times	7.7	7.2	6.9	7.7	4.1	7.8	12.3	6.2	5.4	8.2	7.0	3.0	7.8	7.9	8.4	8.0	
5. 6-9 times	1.8	2.3	1.3	1.9	3.6	3.1	1.6	1.3	2.0	2.2	1.2	-	1.2	0.8	2.0	6.5	
6. 10 or more	6.3	8.6	2.4	6.1	6.5	5.0	7.8	6.5	5.4	4.1	13.2	6.2	4.5	0.9	7.8	16.2	
<i>Item 30000 Subject A03b</i>	<i>N†</i>	<i>487</i>	<i>264</i>	<i>196</i>	<i>327</i>	<i>36</i>	<i>96</i>	<i>105</i>	<i>197</i>	<i>89</i>	<i>319</i>	<i>133</i>	<i>52</i>	<i>139</i>	<i>60</i>	<i>176</i>	<i>43</i>
B03E: . . . in a store where the clerk has to hand you the pack or carton?																	
1. None	31.0	28.5	34.5	25.2	48.0	41.0	20.9	32.1	29.5	30.6	29.6	46.4	38.7	28.5	23.2	24.0	
2. 1 time	18.7	17.6	20.4	19.5	17.4	12.9	24.9	17.0	21.3	21.4	14.9	15.5	18.7	23.4	17.3	22.9	
3. 2 times	12.9	16.2	8.1	13.2	12.2	11.6	14.0	12.1	14.7	13.7	9.5	14.7	13.0	8.6	15.6	1.7	
4. 3-5 times	15.7	12.8	18.2	16.8	5.5	16.8	20.7	13.6	13.6	13.8	19.2	7.4	14.6	18.0	19.6	10.6	
5. 6-9 times	6.0	5.8	7.2	6.7	7.1	5.3	4.7	7.3	5.7	5.7	8.0	3.0	7.1	4.2	5.4	12.6	
6. 10 or more	15.7	19.1	11.6	18.6	9.6	12.3	14.8	18.0	15.2	14.8	18.7	12.9	7.9	17.2	18.9	28.2	
<i>Item 30010 Subject A03b</i>	<i>N†</i>	<i>488</i>	<i>265</i>	<i>198</i>	<i>327</i>	<i>36</i>	<i>96</i>	<i>105</i>	<i>198</i>	<i>89</i>	<i>321</i>	<i>132</i>	<i>51</i>	<i>141</i>	<i>61</i>	<i>174</i>	<i>43</i>

* = less than .05 percent. † = excludes respondents for whom question was inappropriate.

DESCRIPTIVE RESULTS: 2010

233

QUESTIONNAIRE FORM 6 2010	TOTAL	SEX		RACE		REGION				COLLEGE PLANS?		ILLICIT DRUG USE: LIFETIME					
		M	F	White	Black	NE	NC	S	W	Yes	No	None	Mari- juana Only	Few Pills	More Pills	Any Her- oin	
<i>N (Weighted No. of Cases):</i>	2521	1142	1240	1414	324	477	554	946	543	1921	425	1254	608	211	322	53	
<i>% of Weighted Total:</i>	100.0	45.3	49.2	56.1	12.8	18.9	22.0	37.5	21.5	76.2	16.9	49.7	24.1	8.4	12.8	2.1	
B03F: . . . bought them in some other way?																	
1. None	81.8	83.9	79.4	82.6	68.5	74.9	77.8	83.5	89.9	82.8	80.1	82.3	90.9	77.1	82.8	57.6	
2. 1 time	7.0	4.6	9.7	6.1	9.7	4.5	12.0	6.8	4.5	7.0	6.3	9.3	4.6	9.9	6.4	5.6	
3. 2 times	1.8	1.7	1.4	1.4	3.8	5.9	0.3	0.2	2.5	1.2	3.4	-	0.3	0.5	1.4	12.0	
4. 3-5 times	3.5	2.7	5.0	3.4	12.5	6.7	5.0	2.4	0.9	3.2	2.5	3.2	1.9	3.9	2.6	11.2	
5. 6-9 times	1.9	2.4	1.5	2.6	2.3	3.8	1.9	1.9	-	2.9	-	-	-	4.1	1.9	8.4	
6. 10 or more	4.0	4.7	3.0	3.9	3.2	4.1	3.0	5.2	2.2	2.8	7.8	5.2	2.3	4.4	4.9	5.3	
<i>Item 31330 Subject A03b</i>	<i>N†</i>	485	264	196	326	35	95	104	197	89	318	133	52	140	60	172	43
B04: During the last 30 days, about how many times (if any) did YOU buy cigarettes for your own use . . .																	
B04A: . . . at a big supermarket?																	
1. None	80.5	76.7	87.3	80.2	89.0	83.9	82.8	77.2	81.6	82.1	75.0	74.9	88.0	80.4	83.0	52.7	
2. 1 time	7.2	7.5	6.6	7.6	1.1	7.6	10.1	7.2	3.5	7.3	7.9	8.5	3.8	14.3	2.9	26.0	
3. 2 times	6.3	8.7	3.5	6.8	4.4	3.7	1.0	8.2	10.8	6.2	8.3	12.6	5.5	5.3	5.8	7.2	
4. 3-5 times	2.9	4.1	1.4	3.1	-	1.7	3.3	3.6	2.3	2.9	3.7	4.0	1.5	-	4.5	5.4	
5. 6-9 times	*	0.1	-	0.1	-	0.2	-	-	-	0.1	-	-	-	-	0.1	-	
6. 10 or more	3.0	2.9	1.2	2.3	5.5	2.9	2.8	3.8	1.8	1.4	5.2	-	1.2	-	3.7	8.7	
<i>Item 30020 Subject A03b</i>	<i>N†</i>	484	262	196	325	34	96	102	196	89	320	129	50	139	60	173	43
B04B: . . . at a small grocery store?																	
1. None	72.9	70.2	79.1	72.8	79.6	71.8	78.0	70.5	73.2	76.1	64.8	63.9	81.8	77.3	70.8	54.7	
2. 1 time	7.4	6.2	7.9	6.8	-	8.9	6.9	5.8	9.9	5.5	8.8	9.6	5.7	6.0	9.1	4.2	
3. 2 times	7.0	8.4	4.6	8.0	10.7	3.2	5.6	8.6	9.4	7.3	8.3	17.6	1.7	8.6	8.2	8.0	
4. 3-5 times	6.9	8.3	5.5	6.8	1.0	12.1	2.7	8.4	2.6	7.4	6.6	3.9	4.5	5.0	7.2	19.9	
5. 6-9 times	2.0	2.3	0.3	1.7	1.5	0.2	2.5	2.6	1.9	1.8	2.5	-	4.2	0.9	1.2	2.8	
6. 10 or more	3.8	4.5	2.5	4.0	7.2	3.7	4.2	4.1	3.0	1.8	8.9	4.9	2.1	2.3	3.6	10.5	
<i>Item 30030 Subject A03b</i>	<i>N†</i>	486	264	196	326	36	96	104	196	89	320	131	52	139	60	174	43
B04C: . . . at a drugstore?																	
1. None	78.1	78.7	79.4	77.2	86.0	83.8	76.2	80.4	69.3	79.7	72.6	74.9	87.9	82.0	73.2	74.6	
2. 1 time	7.3	7.6	7.2	7.6	1.5	5.7	10.0	2.6	16.4	6.1	11.0	8.6	4.7	10.4	9.5	-	
3. 2 times	4.0	4.1	3.1	3.4	2.7	2.9	2.4	4.2	6.9	3.6	4.4	4.9	0.5	-	6.9	4.9	
4. 3-5 times	4.9	3.8	5.7	5.1	4.5	3.0	6.9	6.5	0.9	5.2	4.9	5.1	4.1	5.4	6.3	2.6	
5. 6-9 times	1.1	0.5	2.1	1.2	2.2	1.0	2.3	0.7	0.9	1.5	0.6	-	0.9	2.3	0.1	6.5	
6. 10 or more	4.5	5.3	2.6	5.5	3.1	3.6	2.2	5.7	5.7	3.9	6.5	6.5	1.9	-	4.1	11.4	
<i>Item 30040 Subject A03b</i>	<i>N†</i>	484	262	196	324	36	95	104	195	89	320	129	52	138	60	173	43
B04D: . . . at a convenience store (like a Hop-In or 7-11) or a gas station?																	
1. None	32.5	29.6	37.2	25.2	46.3	42.9	24.2	31.4	33.4	33.3	29.5	38.6	44.4	24.5	23.1	30.8	
2. 1 time	20.0	19.4	21.5	20.1	25.8	16.2	22.2	18.3	25.2	23.0	14.7	31.2	19.1	26.1	19.0	10.4	
3. 2 times	11.6	13.0	9.9	11.9	19.0	10.9	13.2	10.9	11.9	12.0	9.5	13.1	5.7	13.6	16.0	3.8	
4. 3-5 times	15.5	16.4	13.9	16.7	3.6	9.6	16.0	16.3	19.3	13.5	20.0	5.5	17.7	13.3	20.2	6.7	
5. 6-9 times	6.5	6.2	6.1	7.6	1.3	7.7	7.5	7.2	2.8	6.3	7.1	2.0	5.3	9.9	5.5	12.6	
6. 10 or more	13.9	15.2	11.4	18.5	3.9	12.8	16.9	15.9	7.4	11.9	19.1	9.5	7.8	12.5	16.2	35.7	
<i>Item 30050 Subject A03b</i>	<i>N†</i>	489	265	196	328	36	96	107	196	89	322	133	51	140	62	175	43
B04E: . . . from a Web site?																	
1. None	95.8	94.7	98.8	97.1	86.9	96.6	95.6	96.7	93.0	97.5	93.5	93.7	97.9	98.3	96.0	90.6	
2. 1 time	1.0	0.4	0.7	0.6	1.5	0.5	-	1.5	1.5	0.2	0.4	1.0	0.9	1.7	-	-	
3. 2 times	0.7	1.2	0.1	0.4	2.8	-	-	0.5	2.6	0.6	1.0	2.0	-	-	1.2	0.7	
4. 3-5 times	0.6	0.6	0.4	-	2.2	-	-	1.0	0.9	0.7	-	-	-	-	0.9	1.8	
5. 6-9 times	0.8	1.3	-	0.6	4.6	-	2.1	-	2.1	0.6	1.7	3.2	-	-	0.3	4.3	
6. 10 or more	1.1	1.9	-	1.4	1.9	2.9	2.3	0.2	-	0.4	3.4	-	1.2	-	1.6	2.6	
<i>Item 31340 Subject A03b</i>	<i>N†</i>	482	262	195	323	35	96	102	195	89	317	130	51	138	60	171	43

†=excludes respondents for whom question was inappropriate.

QUESTIONNAIRE FORM 6 2010	TOTAL	SEX		RACE		REGION				COLLEGE PLANS?		ILLCIT DRUG USE: LIFETIME					
		M	F	White	Black	NE	NC	S	W	Yes	No	None	Mari- juana Only	Few Pills	More Pills	Any Her- oin	
<i>N (Weighted No. of Cases):</i>	2521	1142	1240	1414	324	477	554	946	543	1921	425	1254	608	211	322	53	
<i>% of Weighted Total:</i>	100.0	45.3	49.2	56.1	12.8	18.9	22.0	37.5	21.5	76.2	16.9	49.7	24.1	8.4	12.8	2.1	
B05: What brand of cigarettes do you usually smoke? (Brands are in alphabetical order. Mark only one)																	
01. Basic	0.5	1.0	-	0.3	3.7	1.1	-	0.7	-	-	1.9	2.6	-	-	0.6	-	
02. Benson & Hedges	0.5	0.9	-	0.7	-	-	-	1.1	-	0.7	-	-	0.8	-	0.7	-	
03. Black & Whites	0.2	0.2	-	-	1.4	-	0.5	0.2	-	-	-	-	-	0.8	-	-	
04. Cambridge	-	-	-	-	-	-	-	-	-	-	-	-	-	-	-	-	
05. Camel	14.0	14.3	11.9	14.4	1.6	8.5	12.3	11.2	28.5	16.2	8.9	6.5	15.8	22.6	15.8	3.5	
06. Capri	0.1	-	-	-	-	-	-	0.3	-	-	-	1.1	-	-	-	-	
07. Carlton	-	-	-	-	-	-	-	-	-	-	-	-	-	-	-	-	
08. Doral	-	-	-	-	-	-	-	-	-	-	-	-	-	-	-	-	
09. GPC	-	-	-	-	-	-	-	-	-	-	-	-	-	-	-	-	
10. Kent	-	-	-	-	-	-	-	-	-	-	-	-	-	-	-	-	
11. Kool	3.8	3.3	4.9	2.5	8.7	4.7	1.7	4.8	3.0	3.3	5.9	11.9	0.9	3.1	4.1	-	
12. Marlboro	39.6	38.1	41.8	49.4	2.0	38.5	49.6	36.5	35.4	39.3	44.6	38.4	37.1	42.8	36.7	59.8	
13. Merit	-	-	-	-	-	-	-	-	-	-	-	-	-	-	-	-	
14. Misty	-	-	-	-	-	-	-	-	-	-	-	-	-	-	-	-	
15. Monarch	-	-	-	-	-	-	-	-	-	-	-	-	-	-	-	-	
16. More	-	-	-	-	-	-	-	-	-	-	-	-	-	-	-	-	
17. Newport	16.6	15.9	18.0	13.0	53.3	21.3	14.5	21.6	2.8	14.5	17.4	9.8	18.9	10.8	18.8	18.3	
18. Pall Mall	2.1	2.3	2.1	2.5	4.7	1.9	4.8	-	3.7	1.9	3.1	7.5	0.9	0.8	0.7	-	
19. Parliament	0.1	0.2	-	0.2	-	-	-	0.3	-	0.2	-	-	-	-	0.3	-	
20. Salem	0.1	0.3	-	0.2	-	0.7	-	-	-	0.2	-	1.2	-	-	-	-	
21. Vantage	-	-	-	-	-	-	-	-	-	-	-	-	-	-	-	-	
22. Virginia Slims	0.4	0.4	0.4	0.3	-	-	-	1.0	-	0.6	-	-	0.6	-	0.6	-	
23. Winston	-	-	-	-	-	-	-	-	-	-	-	-	-	-	-	-	
24. Other	7.7	9.0	6.6	7.5	6.2	11.2	5.2	2.1	20.5	8.7	6.1	-	7.4	12.1	10.1	6.0	
25. No usual brand	14.2	14.0	14.4	9.2	18.4	12.0	11.4	20.1	6.2	14.5	12.1	21.1	17.6	7.2	11.6	12.3	
<i>Item 30065 Subject A01i</i>	<i>N†</i>	<i>445</i>	<i>232</i>	<i>188</i>	<i>304</i>	<i>35</i>	<i>83</i>	<i>100</i>	<i>184</i>	<i>79</i>	<i>301</i>	<i>117</i>	<i>51</i>	<i>129</i>	<i>57</i>	<i>155</i>	<i>38</i>
B06: The last time that you tried to buy cigarettes in a store or gas station, were you asked for proof of age?																	
1. I never tried to buy cigarettes at a store or gas station	42.9	34.5	52.7	36.9	54.3	47.8	36.6	40.4	50.5	43.9	40.2	57.2	50.5	47.8	25.3	8.7	
2. No, they didn't ask me and they sold me the cigarettes	16.9	19.5	14.6	18.3	20.5	19.3	18.1	18.8	9.2	17.5	15.4	9.3	15.2	13.3	25.2	27.4	
3. No, they didn't ask but they didn't sell me the cigarettes	1.1	1.4	0.6	1.1	1.2	0.1	0.5	1.5	1.7	0.6	2.2	2.4	-	-	2.3	-	
4. Yes, I was asked for proof of age—GO TO Q.B06A	39.1	44.6	32.1	43.8	24.0	32.7	44.8	39.3	38.7	38.0	42.2	31.2	34.2	38.8	47.3	64.0	
<i>Item 30070 Subject A03b</i>	<i>N†</i>	<i>1028</i>	<i>511</i>	<i>479</i>	<i>629</i>	<i>96</i>	<i>192</i>	<i>215</i>	<i>427</i>	<i>195</i>	<i>729</i>	<i>231</i>	<i>202</i>	<i>365</i>	<i>137</i>	<i>262</i>	<i>47</i>
B06A: If yes, what happened?																	
1. I showed some ID and got the cigarettes	87.2	86.2	89.4	90.6	74.8	76.1	87.6	91.9	85.3	88.2	85.6	81.8	89.3	95.1	86.7	74.1	
2. I showed some ID but they refused to sell me the cigarettes	2.4	2.5	1.8	1.6	-	6.7	2.3	0.8	2.4	2.7	-	5.9	1.1	2.0	1.1	7.1	
3. I didn't show ID and they sold them to me anyway	5.4	5.8	4.8	3.1	23.7	6.3	4.7	5.2	6.0	4.8	8.0	7.7	3.6	2.1	5.9	13.2	
4. I didn't show ID and they didn't sell me any cigarettes	5.0	5.5	4.0	4.6	1.5	10.8	5.4	2.1	6.3	4.3	6.4	4.6	6.0	0.8	6.3	5.6	
<i>Item 30080 Subject A03b</i>	<i>N†</i>	<i>401</i>	<i>225</i>	<i>156</i>	<i>272</i>	<i>25</i>	<i>64</i>	<i>95</i>	<i>169</i>	<i>74</i>	<i>273</i>	<i>101</i>	<i>61</i>	<i>124</i>	<i>54</i>	<i>124</i>	<i>31</i>
B07: Have you ever gone to a store and bought just one or a few cigarettes (fewer than the usual pack of 20)?																	
1. No, never	83.4	81.7	86.0	86.1	83.4	83.4	87.1	83.3	79.5	82.9	85.0	92.5	87.5	80.9	77.3	60.2	
2. Yes, in the past 12 months	13.1	14.5	10.5	10.3	13.0	13.5	9.1	13.3	16.5	13.1	13.7	6.4	8.1	12.8	19.8	36.2	
3. Yes, but not in the past 12 months	3.5	3.7	3.5	3.6	3.7	3.1	3.8	3.3	4.0	4.0	1.3	1.1	4.4	6.3	2.9	3.6	
<i>Item 30090 Subject A01i, A03b</i>	<i>N†</i>	<i>1036</i>	<i>512</i>	<i>486</i>	<i>633</i>	<i>100</i>	<i>191</i>	<i>215</i>	<i>434</i>	<i>195</i>	<i>728</i>	<i>240</i>	<i>205</i>	<i>365</i>	<i>138</i>	<i>262</i>	<i>48</i>
B08: Have you ever tried to stop smoking and found that you could not?																	
1. Yes	13.4	13.9	12.6	16.8	11.5	16.3	12.8	13.5	11.1	10.2	20.7	6.5	10.5	12.7	20.1	28.9	
2. No	86.6	86.1	87.4	83.2	88.5	83.7	87.2	86.5	88.9	89.8	79.3	93.5	89.5	87.3	79.9	71.1	
<i>Item 01690 Subject A01i</i>	<i>N†</i>	<i>1023</i>	<i>504</i>	<i>480</i>	<i>628</i>	<i>96</i>	<i>190</i>	<i>211</i>	<i>428</i>	<i>193</i>	<i>721</i>	<i>235</i>	<i>198</i>	<i>360</i>	<i>138</i>	<i>261</i>	<i>48</i>

†=excludes respondents for whom question was inappropriate.

QUESTIONNAIRE FORM 6 2010	TOTAL	SEX		RACE		REGION				COLLEGE PLANS?		ILLICIT DRUG USE: LIFETIME				
		M	F	White	Black	NE	NC	S	W	Yes	No	None	Mari- juana Only	Few Pills	More Pills	Any Her- oin
<i>N (Weighted No. of Cases):</i>	2521	1142	1240	1414	324	477	554	946	543	1921	425	1254	608	211	322	53
<i>% of Weighted Total:</i>	100.0	45.3	49.2	56.1	12.8	18.9	22.0	37.5	21.5	76.2	16.9	49.7	24.1	8.4	12.8	2.1
B09: How many times, if any, have you tried to stop smoking?																
1. None	66.8	66.7	66.7	62.8	76.8	67.3	64.2	66.9	68.8	68.4	61.2	77.9	72.9	64.0	56.5	35.4
2. Once	16.1	16.4	16.2	16.7	11.5	12.0	18.6	17.6	14.1	16.3	17.3	14.0	13.4	20.4	19.7	15.9
3. Twice	10.0	10.7	9.5	12.5	7.0	11.0	12.7	9.0	8.2	7.8	16.6	5.6	7.4	11.9	13.4	22.7
4. 3 to 5 times	5.1	3.5	6.1	5.3	4.2	5.7	3.0	5.1	6.8	5.6	2.3	2.6	4.6	2.3	7.1	17.7
5. 6 to 9 times	0.9	1.0	0.9	1.3	0.5	2.6	1.0	0.2	0.7	0.6	1.9	-	1.4	0.6	0.9	1.3
6. 10 or more times	1.1	1.7	0.5	1.4	-	1.5	0.4	1.1	1.5	1.2	0.5	-	0.3	0.7	2.3	7.0
<i>Item 01691 Subject A01i</i>	<i>N†</i> 1010	501	471	623	92	187	212	421	190	713	229	195	356	136	258	48
B10: Do you want to stop smoking now?																
1. Yes	11.0	10.9	11.1	13.0	9.3	8.8	7.6	12.3	13.9	9.2	15.7	6.8	10.0	7.5	15.9	16.7
2. No	24.4	27.9	19.3	26.6	23.0	28.6	31.0	21.6	19.5	22.9	28.1	9.5	19.5	24.7	34.8	59.2
8. Don't smoke now	64.6	61.2	69.6	60.4	67.7	62.7	61.4	66.2	66.6	68.0	56.2	83.7	70.5	67.8	49.3	24.1
<i>Item 01700 Subject A01i</i>	<i>N†</i> 1024	507	480	627	97	189	211	431	193	719	238	203	358	138	260	48
B11: Do you (or did you) worry that quitting smoking would make you gain weight?																
1. No, not at all	88.8	93.1	84.3	86.5	91.1	84.9	87.9	89.5	92.0	90.0	86.3	88.8	92.7	90.3	85.0	83.1
2. Yes, a little	5.7	3.9	7.6	7.0	5.7	7.7	5.7	5.0	5.3	4.7	8.0	1.9	3.6	6.3	10.5	3.1
3. Yes, some	2.8	1.6	3.6	3.7	-	3.9	2.5	3.2	1.1	2.9	1.7	3.1	2.4	2.0	2.7	6.4
4. Yes, a lot	2.8	1.4	4.5	2.8	3.2	3.5	3.9	2.4	1.6	2.4	4.0	6.1	1.3	1.4	1.8	7.4
<i>Item 30100 Subject A06c</i>	<i>N†</i> 1001	494	470	619	95	184	211	420	186	708	231	195	347	136	259	48
B12: Some people start to smoke because they think it will help them lose weight. Was losing weight one of the reasons you started to smoke?																
1. No, not at all	94.9	96.5	93.5	94.2	96.9	92.6	93.7	95.5	97.2	95.3	95.5	95.8	97.4	95.9	92.4	85.1
2. Yes, a little	3.1	1.3	5.1	4.3	-	4.5	4.5	2.4	1.6	2.4	3.6	2.3	1.4	3.1	4.1	11.8
3. Yes, some	0.9	0.9	0.9	0.5	1.0	-	0.7	1.5	0.8	1.1	0.2	1.6	0.6	0.6	1.1	-
4. Yes, a lot	1.0	1.3	0.5	0.9	2.0	2.8	1.0	0.6	0.4	1.1	0.6	0.2	0.6	0.3	2.4	3.1
<i>Item 30110 Subject A06a</i>	<i>N†</i> 1004	496	471	620	94	182	212	422	189	707	233	193	350	135	260	48
B13: If you have never smoked, do you think you will try smoking cigarettes sometime this year?																
1. I have already tried cigarettes	30.3	33.6	27.6	34.7	18.5	29.0	28.7	32.9	28.6	26.7	45.8	10.4	40.7	50.1	69.2	86.2
2. I definitely will	0.9	0.7	0.6	1.0	0.5	1.1	0.7	0.8	0.9	0.6	1.9	0.7	0.4	1.2	2.2	0.6
3. I probably will	3.2	3.2	3.3	2.3	1.7	4.1	3.0	2.5	3.7	3.5	2.1	2.3	3.2	4.6	5.5	4.5
4. I probably will not	10.9	10.8	10.8	10.4	8.6	12.6	11.7	9.3	11.5	11.6	7.5	11.5	11.0	15.5	7.8	-
5. I definitely will not	54.7	51.6	57.7	51.6	70.8	53.2	56.0	54.4	55.2	57.6	42.7	75.1	44.8	28.7	15.3	8.7
<i>Item 30120 Subject A04b</i>	<i>N</i> 2420	1116	1201	1374	317	449	537	904	530	1874	411	1239	592	199	306	47
B14: Do you think you will be smoking cigarettes five years from now?																
1. I definitely will	1.8	2.4	0.5	1.9	3.8	1.7	1.7	2.2	1.3	1.0	5.1	1.2	1.2	0.2	2.3	19.9
2. I probably will	10.1	11.5	8.9	11.8	3.1	12.6	9.8	10.2	8.1	8.8	17.1	2.3	9.5	13.7	32.1	46.5
3. I probably will not	21.3	22.9	20.2	21.1	12.7	20.0	18.9	22.0	23.9	20.3	25.3	14.7	26.6	34.0	30.5	17.6
4. I definitely will not	66.8	63.2	70.5	65.2	80.4	65.8	69.6	65.7	66.7	70.0	52.4	81.9	62.6	52.0	35.1	16.0
<i>Item 01710 Subject A04a</i>	<i>N</i> 2465	1139	1223	1406	318	459	547	922	537	1907	420	1241	602	211	319	51
B15: How much do you agree or disagree with the following statements?																
B15A: I will never get addicted to cigarettes																
1. Disagree	18.2	16.4	19.2	21.8	14.9	16.1	18.9	20.5	15.5	16.5	25.0	16.8	15.8	17.5	23.7	50.2
2. Mostly disagree	6.4	7.6	5.2	6.6	5.0	6.3	6.6	5.6	7.7	6.1	7.5	4.6	6.4	12.8	8.6	14.7
3. Neither	7.4	8.6	6.6	7.5	6.7	6.2	8.5	6.8	8.2	6.2	12.8	5.0	7.6	7.4	16.6	2.2
4. Mostly agree	8.9	8.6	8.9	9.0	5.0	10.6	8.8	7.9	9.3	9.1	9.4	6.8	11.7	9.7	12.5	1.8
5. Agree	59.0	58.7	60.2	55.1	68.4	60.7	57.1	59.1	59.3	62.0	45.4	66.7	58.6	52.6	38.6	31.1
<i>Item 30130 Subject A04a</i>	<i>N</i> 2467	1132	1233	1405	322	463	545	922	538	1908	423	1240	606	211	318	51

†=excludes respondents for whom question was inappropriate.

QUESTIONNAIRE FORM 6 2010	TOTAL	SEX		RACE		REGION				COLLEGE PLANS?		ILLICIT DRUG USE: LIFETIME				
		M	F	White	Black	NE	NC	S	W	Yes	No	None	Mari- juana Only	Few Pills	More Pills	Any Her- oin
<i>N (Weighted No. of Cases):</i>	2521	1142	1240	1414	324	477	554	946	543	1921	425	1254	608	211	322	53
<i>% of Weighted Total:</i>	100.0	45.3	49.2	56.1	12.8	18.9	22.0	37.5	21.5	76.2	16.9	49.7	24.1	8.4	12.8	2.1
B15B: I could smoke a pack a day for a year or more and still be able to quit if I wanted to																
1. Disagree	55.4	49.8	60.8	56.2	59.7	57.5	55.9	53.2	57.1	57.1	46.7	61.1	54.4	47.5	44.8	38.9
2. Mostly disagree	14.0	16.0	12.5	15.2	8.4	14.9	16.1	12.1	14.5	14.2	14.7	14.2	12.7	16.1	14.9	14.0
3. Neither	11.0	13.5	9.1	11.9	10.8	8.7	11.4	10.5	13.5	9.8	15.9	9.8	10.4	16.3	13.3	9.0
4. Mostly agree	6.2	6.3	5.5	5.8	3.7	8.2	5.7	5.9	5.3	5.8	8.4	4.4	7.0	7.7	10.1	10.0
5. Agree	13.3	14.4	12.1	10.9	17.4	10.7	10.9	18.3	9.6	13.0	14.2	10.5	15.5	12.3	17.0	28.1
<i>Item 30140 Subject A04a</i>	<i>N</i> 2451	1121	1230	1400	316	461	542	915	534	1900	418	1229	605	210	318	51
B15C: At my age, smoking is not too dangerous because you can always quit later																
1. Disagree	73.5	67.8	78.8	74.7	75.7	72.8	74.0	72.8	74.8	75.9	62.9	82.4	71.5	67.3	54.5	42.9
2. Mostly disagree	11.0	13.0	9.6	11.2	6.9	12.1	12.7	10.6	9.3	11.2	10.9	8.5	12.0	15.0	15.9	16.3
3. Neither	8.8	11.1	6.7	7.6	8.0	6.1	8.0	9.9	10.0	7.2	15.7	5.5	8.9	9.4	17.9	19.5
4. Mostly agree	2.5	2.6	2.3	2.9	2.4	2.1	1.6	2.7	3.4	2.1	3.6	1.0	2.8	5.5	5.4	2.9
5. Agree	4.2	5.5	2.7	3.6	7.0	6.9	3.7	4.0	2.5	3.6	6.9	2.7	4.8	2.8	6.3	18.4
<i>Item 30150 Subject A04a</i>	<i>N</i> 2451	1120	1230	1401	317	461	544	914	532	1900	419	1229	605	210	319	51
B16: Some tobacco companies make clothing, hats, bags, or other things with their brand on it. Do you have a piece of clothing, or other thing that has a tobacco brand name or logo on it?																
1. No	92.2	90.5	94.3	89.9	97.1	94.2	90.9	91.5	93.1	93.4	87.5	94.9	94.7	91.1	85.4	51.2
2. Yes—GO TO Q.B16A	7.8	9.5	5.7	10.1	2.9	5.8	9.1	8.5	6.9	6.6	12.5	5.1	5.3	8.9	14.6	48.8
<i>Item 30160 Subject A18b</i>	<i>N</i> 2449	1124	1225	1404	313	453	545	916	536	1900	420	1236	600	210	316	51
B16A: What brand name is on it (or on them)? (Mark all that apply.)																
A. Camel	17.5	19.6	17.8	19.6	22.2	25.6	16.0	11.1	27.9	20.2	12.4	13.8	22.0	11.0	26.0	15.4
B. Kool	6.7	4.5	10.0	6.1	23.5	12.4	4.4	6.0	7.4	8.1	3.3	3.3	11.0	9.6	2.9	13.3
C. Marlboro	64.3	64.8	66.7	68.9	16.7	82.5	59.1	63.2	61.7	64.1	68.6	70.6	54.5	56.0	61.3	78.0
D. Newport	12.9	13.1	12.7	9.7	62.6	15.8	13.9	16.0	3.3	13.0	11.2	8.1	17.0	18.9	16.6	9.6
E. Virginia Slims	1.3	0.6	2.0	0.9	6.4	2.4	1.4	-	3.3	1.2	1.1	1.1	-	-	-	7.4
F. Other	21.8	23.0	15.8	20.5	6.4	6.5	29.5	21.2	23.3	20.8	21.7	17.0	30.2	25.3	23.6	11.0
<i>Item 30170-30220 Subject A18b</i>	<i>N†</i> 195	111	70	142	12	26	50	81	38	126	55	64	35	19	45	25
B17: Have you ever saved coupons from cigarettes (whether or not you bought them yourself)?																
1. No	94.6	94.0	95.5	92.6	97.9	96.0	94.1	93.3	96.1	95.7	90.5	98.8	96.3	88.7	84.5	66.4
2. Yes—GO TO Q.B17A	5.4	6.0	4.5	7.4	2.1	4.0	5.9	6.7	3.9	4.3	9.5	1.2	3.7	11.3	15.5	33.6
<i>Item 30230 Subject A18c</i>	<i>N</i> 2452	1127	1225	1403	313	455	543	918	536	1900	421	1235	602	211	319	51
B17A: Are you currently saving coupons from cigarettes?																
1. No	64.8	57.3	75.8	60.5	82.1	35.2	72.3	73.0	55.4	71.2	54.9	80.3	62.5	78.5	68.2	21.8
2. Yes	35.2	42.7	24.2	39.5	17.9	64.8	27.7	27.0	44.6	28.8	45.1	19.7	37.5	21.5	31.8	78.2
<i>Item 30240 Subject A18c</i>	<i>N†</i> 136	70	55	105	8	19	34	62	21	84	41	18	22	24	50	17
B18: Has anyone from a tobacco company ever given you, or mailed you, a free sample of their cigarettes?																
1. No, never	97.7	97.4	98.5	97.8	96.9	99.6	96.5	97.8	97.0	97.9	97.2	99.1	98.6	94.3	94.8	88.7
2. Yes, in the past 12 months	2.0	2.3	1.2	1.9	2.8	0.3	3.3	1.8	2.4	1.9	2.7	0.8	1.4	4.7	4.0	11.3
3. Yes, but not in the past 12 months	0.3	0.3	0.3	0.3	0.2	0.2	0.1	0.4	0.6	0.2	0.2	0.1	-	1.0	1.2	-
<i>Item 30250 Subject A18d</i>	<i>N</i> 2464	1133	1229	1408	317	458	545	922	539	1907	424	1242	603	211	320	51

†=excludes respondents for whom question was inappropriate.

DESCRIPTIVE RESULTS: 2010

237

QUESTIONNAIRE FORM 6 2010	TOTAL	SEX		RACE		REGION				COLLEGE PLANS?		ILLICIT DRUG USE: LIFETIME				
		M	F	White	Black	NE	NC	S	W	Yes	No	None	Mari- juana Only	Few Pills	More Pills	Any Her- oin
<i>N (Weighted No. of Cases):</i>	2521	1142	1240	1414	324	477	554	946	543	1921	425	1254	608	211	322	53
<i>% of Weighted Total:</i>	100.0	45.3	49.2	56.1	12.8	18.9	22.0	37.5	21.5	76.2	16.9	49.7	24.1	8.4	12.8	2.1
B19: Have you ever taken or used smokeless tobacco (snuff, plug, dipping tobacco, chewing tobacco)?																
1. Never—GO TO Q.B21	82.4	69.8	94.4	76.1	95.4	84.2	74.3	83.8	86.6	84.2	73.8	93.9	77.7	78.1	57.4	32.1
2. Once or twice	8.2	12.4	4.5	10.6	1.7	6.5	12.2	7.5	7.0	7.9	10.6	3.0	10.6	13.5	20.3	15.4
3. Occasionally but not regularly	4.3	8.0	0.8	5.8	0.8	5.2	6.3	2.6	4.2	3.9	6.1	1.7	5.2	4.0	11.0	17.4
4. Regularly in the past	1.8	3.6	-	2.6	-	1.5	1.9	2.1	1.3	1.9	0.9	0.6	1.8	3.1	4.3	9.5
5. Regularly now	3.4	6.2	0.3	4.8	2.2	2.6	5.3	4.0	0.9	2.1	8.6	0.9	4.8	1.2	7.0	25.5
<i>Item 22230 Subject A01a</i>	<i>N</i> 2467	1135	1230	1409	317	462	548	919	537	1909	425	1246	603	210	322	51
B20: How frequently have you taken smokeless tobacco during the past 30 days?																
1. Not at all—incl. (1) in Q.B19	91.5	84.3	98.3	88.1	97.5	92.4	87.8	92.2	93.3	92.7	85.6	97.3	89.2	90.4	81.4	52.2
2. Once or twice	3.5	6.1	1.3	5.3	0.3	3.1	5.3	2.6	3.5	3.5	4.2	1.1	3.9	7.2	7.3	19.1
3. Once or twice per week	1.3	2.7	0.1	1.4	-	1.3	1.0	0.9	2.5	1.3	1.6	0.2	1.9	1.0	4.2	6.8
4. Three to five times per week	0.5	1.0	-	0.7	-	0.8	0.5	0.6	0.1	0.4	1.1	0.1	0.3	0.8	1.1	6.8
5. About once a day	0.5	0.9	0.1	0.8	0.2	0.4	0.4	0.8	-	0.5	0.4	0.3	0.8	0.3	0.9	-
6. More than once a day	2.7	5.0	0.1	3.8	2.0	2.0	4.9	2.9	0.6	1.6	7.1	1.0	4.0	0.3	5.2	15.1
<i>Item 22240 Subject A01c</i>	<i>N</i> 2465	1133	1230	1406	317	460	548	919	537	1907	424	1246	603	210	319	51
D01: The next questions are about anti-smoking commercials or "spots" that are intended to discourage cigarette smoking. In recent months, about how often have you seen such anti-smoking commercials on TV, or heard them on the radio?																
1. Not at all	19.1	19.4	17.9	16.3	25.6	19.2	17.1	21.2	17.5	17.6	24.7	20.6	17.2	15.9	15.7	15.7
2. Less than once a month	18.8	16.6	20.5	19.7	17.2	17.7	21.5	17.6	19.0	18.7	19.4	21.0	14.3	21.0	19.1	10.2
3. 1-3 times per month	28.3	26.5	30.7	30.7	21.3	23.2	30.7	28.7	29.1	29.6	21.5	27.5	30.1	30.4	28.8	21.3
4. 1-3 times per week	19.9	23.3	16.8	21.0	13.9	23.3	19.2	17.9	21.3	20.5	18.0	17.5	23.0	18.1	24.0	28.1
5. Daily or almost daily	11.3	11.7	11.5	10.5	16.4	13.8	8.7	12.4	10.2	11.3	12.2	10.9	12.3	11.9	11.2	15.4
6. More than once a day	2.6	2.5	2.7	1.7	5.5	2.9	2.8	2.2	2.9	2.3	4.1	2.5	3.0	2.7	1.1	9.4
<i>Item 30260 Subject A10b, A18a</i>	<i>N</i> 2344	1079	1180	1364	297	418	536	873	517	1876	405	1195	570	201	300	45
D02: In recent months, about how often have you seen anti-smoking ads on billboards or in magazines and newspapers?																
1. Not at all	26.7	26.4	25.9	23.7	33.8	22.9	26.1	30.1	24.8	25.5	31.6	28.2	22.5	21.2	30.2	25.1
2. Less than once a month	28.3	26.7	30.2	29.2	24.0	29.7	29.0	26.4	29.6	28.6	26.3	29.8	28.6	30.8	23.3	14.6
3. 1-3 times per month	28.5	29.4	27.8	31.9	18.6	27.8	29.5	27.6	29.4	29.5	24.8	27.0	30.8	31.6	27.8	36.2
4. 1-3 times per week	10.4	12.0	9.3	10.8	10.5	12.6	8.9	9.5	11.6	10.8	8.3	8.8	12.6	9.7	13.9	10.2
5. Daily or almost daily	4.3	3.4	5.2	3.1	9.4	5.5	4.2	4.6	2.8	4.4	4.1	4.9	3.3	3.4	4.0	6.3
6. More than once a day	1.8	2.1	1.6	1.2	3.8	1.5	2.3	1.8	1.7	1.2	4.9	1.4	2.1	3.3	0.8	7.7
<i>Item 30270 Subject A10b, A18a</i>	<i>N</i> 2341	1075	1179	1364	295	414	536	871	519	1871	407	1195	569	201	297	45
D03: To what extent do you think such ads on TV, radio, billboards or in magazines and newspapers have . . .																
D03A: . . . made you less favorable toward smoking cigarettes?																
1. Not at all	39.4	41.3	36.7	39.0	46.8	40.1	40.2	41.1	35.1	37.0	48.5	33.4	38.9	42.8	56.1	64.8
2. To a little extent	17.2	17.8	17.0	19.3	9.7	12.9	18.1	17.0	20.0	16.9	16.5	17.7	15.0	18.8	17.7	14.2
3. To some extent	22.8	22.3	23.9	24.3	17.1	21.1	24.2	23.4	21.9	24.2	19.0	23.7	26.1	21.8	18.2	5.6
4. To a great extent	8.9	8.4	9.1	7.9	9.2	11.9	8.1	7.6	9.3	10.1	4.1	9.6	10.5	9.4	3.2	7.1
5. To a very great extent	11.7	10.1	13.3	9.5	17.2	14.0	9.4	10.9	13.8	11.7	11.8	15.7	9.5	7.3	4.8	8.3
<i>Item 30280 Subject A10b, A11a, A18a</i>	<i>N</i> 2323	1066	1172	1355	292	408	533	864	518	1860	403	1188	561	201	297	45
D03B: . . . made you less likely to smoke cigarettes?																
1. Not at all	40.4	42.5	37.6	41.2	43.5	41.0	39.4	43.6	35.8	38.3	49.1	33.9	40.3	42.7	59.7	64.7
2. To a little extent	15.1	16.0	14.8	17.0	9.5	11.5	17.7	13.7	17.7	14.9	15.4	15.6	12.1	14.7	18.1	11.6
3. To some extent	21.1	20.6	22.1	22.5	12.9	19.8	21.3	21.5	21.4	22.4	17.4	21.3	25.3	24.5	12.7	17.8
4. To a great extent	9.5	9.9	9.1	8.5	10.8	11.3	9.7	8.3	9.9	10.4	5.6	11.0	10.0	8.9	4.6	1.0
5. To a very great extent	13.8	11.0	16.4	10.8	23.3	16.4	11.9	12.9	15.2	14.0	12.4	18.2	12.3	9.1	4.9	5.0
<i>Item 30290 Subject A04a, A10b, A18a</i>	<i>N</i> 2309	1061	1166	1348	291	401	530	861	517	1856	399	1183	559	198	295	45

QUESTIONNAIRE FORM 6 2010	TOTAL	SEX		RACE		REGION				COLLEGE PLANS?		ILLICIT DRUG USE: LIFETIME				
		M	F	White	Black	NE	NC	S	W	Yes	No	None	Mari- juana Only	Few Pills	More Pills	Any Her- oin
<i>N (Weighted No. of Cases):</i>	2521	1142	1240	1414	324	477	554	946	543	1921	425	1254	608	211	322	53
<i>% of Weighted Total:</i>	100.0	45.3	49.2	56.1	12.8	18.9	22.0	37.5	21.5	76.2	16.9	49.7	24.1	8.4	12.8	2.1
D03C: . . . overstated the dangers or risks of cigarette smoking?																
1. Not at all	44.7	43.4	45.3	46.8	50.4	46.3	41.0	45.8	45.3	44.0	46.9	44.9	43.9	45.3	42.1	58.4
2. To a little extent	16.6	18.3	15.6	19.2	7.2	14.9	20.6	14.6	17.3	17.4	13.8	15.8	16.0	17.8	20.1	11.0
3. To some extent	19.2	19.8	19.1	19.3	14.1	20.4	20.2	19.9	16.1	19.9	17.5	19.7	18.9	19.0	20.5	13.0
4. To a great extent	9.4	9.3	9.2	7.5	9.8	8.9	8.9	9.6	9.8	9.1	10.5	8.2	12.0	9.6	8.2	9.8
5. To a very great extent	10.1	9.2	10.8	7.2	18.5	9.5	9.3	10.0	11.5	9.6	11.3	11.4	9.1	8.3	9.1	7.8
<i>Item 30300 Subject A10b, A18a</i>	<i>N</i> 2304	1056	1166	1344	290	402	530	860	513	1853	397	1179	559	198	294	45
D04: These days, how many people in the following groups would you guess are regular cigarette smokers?																
D04A: Professional athletes																
1. 0% to 10%	42.8	47.2	38.8	46.8	36.0	45.9	45.5	38.8	44.3	43.1	41.6	38.3	48.1	40.9	53.3	45.8
2. 11% to 30%	21.8	21.7	22.1	22.1	20.5	17.8	23.0	23.0	21.9	21.8	22.7	23.4	20.1	25.4	17.0	14.8
3. 31% to 50%	12.0	11.6	12.7	12.8	11.3	13.4	10.6	12.8	11.3	12.4	9.9	12.5	12.5	10.8	10.5	12.0
4. 51% to 70%	5.7	4.7	6.2	4.6	4.2	5.9	5.7	6.1	4.8	5.7	5.7	6.4	5.3	5.6	3.9	1.0
5. 71% to 90%	2.9	1.4	4.2	2.1	6.8	2.7	2.3	3.9	2.0	3.0	2.3	3.1	3.4	1.0	2.3	1.8
6. 91% to 100%	1.3	0.8	1.5	0.8	3.4	1.5	1.1	1.1	1.6	1.5	0.8	1.5	0.4	1.0	0.8	4.8
8. Have no idea	13.4	12.5	14.6	10.8	17.9	12.9	11.8	14.3	14.1	12.6	16.9	14.7	10.2	15.4	12.2	19.7
<i>Item 30310 Subject A17a</i>	<i>N</i> 2280	1043	1155	1335	285	393	525	853	509	1838	385	1172	552	198	284	45
D04B: Rock music performers																
1. 0% to 10%	4.0	4.3	2.7	3.2	9.6	5.8	4.0	4.0	2.6	2.6	10.3	4.2	3.0	1.9	3.5	15.7
2. 11% to 30%	5.2	5.2	5.0	5.2	5.6	3.3	5.8	4.1	8.0	4.6	7.8	5.6	4.8	4.8	3.0	4.8
3. 31% to 50%	12.1	14.2	10.1	12.7	11.6	11.2	12.1	12.2	12.7	12.5	10.6	12.5	11.4	12.2	12.6	12.1
4. 51% to 70%	21.1	21.6	20.4	23.9	13.3	21.5	24.3	20.0	19.2	21.0	21.9	19.8	23.1	22.5	23.5	14.2
5. 71% to 90%	28.3	29.8	28.3	30.6	18.5	30.3	28.6	26.6	29.3	29.9	22.7	28.0	27.7	31.3	32.2	15.4
6. 91% to 100%	19.8	16.1	23.2	16.7	27.1	18.8	16.9	22.5	18.9	20.3	15.9	19.5	22.4	16.3	17.2	24.3
8. Have no idea	9.5	8.8	10.3	7.8	14.4	9.1	8.2	10.7	9.3	9.1	10.9	10.5	7.5	11.0	8.0	13.5
<i>Item 30320 Subject A17a</i>	<i>N</i> 2281	1043	1157	1337	284	392	525	854	511	1840	384	1174	550	198	285	45
D04C: Actors and actresses																
1. 0% to 10%	6.2	6.8	5.2	6.1	10.6	7.5	8.6	5.5	4.2	5.2	11.6	6.7	4.6	3.5	5.9	18.1
2. 11% to 30%	12.1	13.8	10.7	13.1	11.2	8.7	13.6	11.2	14.7	12.0	12.5	11.5	14.0	15.6	9.0	6.5
3. 31% to 50%	19.3	21.3	17.5	20.3	16.5	15.3	18.6	22.5	18.1	19.1	21.4	19.9	17.8	19.2	22.3	12.1
4. 51% to 70%	25.9	25.7	26.2	27.6	21.5	29.7	26.5	24.6	24.5	26.8	22.0	25.7	27.2	23.9	27.4	18.8
5. 71% to 90%	18.7	16.3	21.5	18.8	15.0	22.1	17.8	17.1	19.7	19.7	13.7	17.6	19.7	19.9	20.4	20.0
6. 91% to 100%	6.9	5.6	7.8	5.3	10.2	6.2	5.4	7.9	7.1	6.9	6.2	6.3	8.3	5.5	6.9	11.0
8. Have no idea	10.8	10.6	11.1	8.8	15.0	10.5	9.5	11.2	11.7	10.2	12.6	12.3	8.4	12.5	8.1	13.5
<i>Item 30330 Subject A17a</i>	<i>N</i> 2269	1035	1154	1328	281	390	526	846	507	1834	380	1167	545	198	285	45
D04D: Students in your school																
1. 0% to 10%	9.9	11.8	7.5	10.6	8.9	8.0	10.5	7.3	15.0	9.5	11.7	13.0	6.2	5.7	5.5	8.0
2. 11% to 30%	20.2	22.7	17.9	20.9	13.3	18.2	24.6	16.8	22.7	22.1	11.1	20.4	22.0	20.6	16.9	16.3
3. 31% to 50%	20.2	21.6	19.5	20.6	16.0	22.9	20.1	18.9	20.4	20.6	17.8	20.3	21.7	20.6	19.0	11.4
4. 51% to 70%	22.9	20.1	25.5	23.5	24.7	27.0	19.0	26.4	18.0	22.9	24.4	20.9	25.8	22.0	28.0	18.3
5. 71% to 90%	13.9	12.2	15.6	13.8	18.1	12.4	12.9	16.4	12.0	13.7	15.5	13.0	13.4	16.7	17.4	13.4
6. 91% to 100%	5.6	4.2	6.8	5.1	9.1	4.9	4.8	6.7	5.2	4.6	9.7	3.8	6.2	5.5	8.1	23.9
8. Have no idea	7.3	7.4	7.2	5.4	9.9	6.7	8.0	7.4	6.7	6.6	9.8	8.7	4.7	8.9	5.1	8.6
<i>Item 30340 Subject A11d, A17a</i>	<i>N</i> 2276	1039	1154	1335	282	389	528	850	509	1834	386	1171	549	198	285	44
D05: How many people in the following groups would you guess use illicit drugs (like marijuana, cocaine, etc.) occasionally or regularly?																
D05A: Professional athletes																
1. 0% to 10%	31.3	31.9	30.2	33.4	23.7	32.2	29.4	31.4	32.3	30.7	33.5	32.2	32.1	27.3	29.5	29.1
2. 11% to 30%	25.6	26.9	24.8	27.3	25.0	22.2	29.3	25.2	24.9	25.9	24.1	22.6	28.0	31.2	29.1	33.4
3. 31% to 50%	11.3	12.2	10.2	11.4	10.5	13.5	12.2	9.7	11.3	12.3	7.9	12.0	10.7	9.9	11.7	7.2
4. 51% to 70%	8.8	8.6	9.3	8.2	8.6	10.1	8.5	8.0	9.5	8.9	8.8	8.7	8.4	8.7	9.8	5.9
5. 71% to 90%	5.5	5.1	5.6	5.5	7.8	6.2	4.6	6.3	4.6	5.8	3.8	5.0	5.4	8.1	6.3	1.0
6. 91% to 100%	3.3	3.0	3.2	2.5	7.4	3.6	3.1	3.6	2.8	2.8	4.3	2.5	4.1	3.0	4.4	10.0
8. Have no idea	14.3	12.2	16.7	11.8	17.0	12.2	13.0	15.9	14.6	13.6	17.7	17.0	11.5	11.8	9.2	13.5
<i>Item 22380 Subject A17a</i>	<i>N</i> 2273	1038	1152	1334	283	389	528	850	506	1832	383	1168	547	198	286	45

DESCRIPTIVE RESULTS: 2010

239

QUESTIONNAIRE FORM 6 2010	TOTAL	SEX		RACE		REGION				COLLEGE PLANS?		ILLICIT DRUG USE: LIFETIME					
		M	F	White	Black	NE	NC	S	W	Yes	No	None	Mari- juana Only	Few Pills	More Pills	Any Her- oin	
<i>N (Weighted No. of Cases):</i>	2521	1142	1240	1414	324	477	554	946	543	1921	425	1254	608	211	322	53	
<i>% of Weighted Total:</i>	100.0	45.3	49.2	56.1	12.8	18.9	22.0	37.5	21.5	76.2	16.9	49.7	24.1	8.4	12.8	2.1	
D05B: Rock music performers																	
1. 0% to 10%	3.7	4.2	2.5	3.3	7.2	5.4	3.3	4.0	2.4	2.6	8.6	4.1	2.9	2.3	3.3	7.9	
2. 11% to 30%	5.3	5.9	4.1	4.4	5.5	3.8	5.0	4.9	7.4	4.8	7.4	6.6	4.1	2.5	3.4	4.8	
3. 31% to 50%	10.3	10.3	10.2	11.5	9.4	9.4	11.7	9.6	10.6	10.1	11.8	10.7	10.6	12.1	6.9	10.2	
4. 51% to 70%	17.7	18.1	17.7	19.2	11.2	17.2	16.8	18.0	18.4	18.2	15.1	17.8	17.4	19.2	18.1	10.8	
5. 71% to 90%	27.4	28.4	27.0	30.4	20.2	29.1	29.5	26.1	26.0	29.6	19.4	26.7	28.0	29.3	29.3	19.2	
6. 91% to 100%	25.2	24.3	26.3	22.8	30.6	26.0	23.5	25.9	25.0	24.9	24.0	21.3	27.9	29.7	33.4	33.6	
8. Have no idea	10.5	8.9	12.1	8.3	15.9	9.1	10.2	11.4	10.2	9.8	13.8	12.8	9.0	4.8	5.6	13.5	
<i>Item 22390 Subject A17a</i>	<i>N</i>	<i>2271</i>	<i>1040</i>	<i>1150</i>	<i>1334</i>	<i>283</i>	<i>389</i>	<i>526</i>	<i>849</i>	<i>507</i>	<i>1832</i>	<i>381</i>	<i>1169</i>	<i>546</i>	<i>197</i>	<i>286</i>	<i>45</i>
D05C: Actors and actresses																	
1. 0% to 10%	8.3	9.3	6.5	7.8	12.2	8.5	7.8	8.8	7.9	7.6	12.1	9.2	8.0	6.1	7.3	1.5	
2. 11% to 30%	14.9	16.7	13.6	15.0	14.5	10.4	17.0	15.9	14.5	15.2	14.3	16.7	13.9	14.8	10.3	9.2	
3. 31% to 50%	20.0	20.6	19.9	21.6	18.2	22.1	19.7	19.2	20.1	20.3	18.1	20.7	20.0	19.9	19.1	9.3	
4. 51% to 70%	21.0	20.8	21.1	22.0	15.8	23.9	21.1	19.7	20.7	21.9	17.0	18.4	23.1	16.5	27.8	39.2	
5. 71% to 90%	14.5	13.1	15.5	15.2	11.8	16.8	13.2	14.4	14.2	14.9	12.7	12.7	15.4	21.3	15.8	16.2	
6. 91% to 100%	7.6	7.5	7.9	7.4	10.0	7.3	8.5	6.9	8.3	7.0	9.5	5.9	8.6	8.5	12.4	11.1	
8. Have no idea	13.7	12.0	15.5	11.1	17.6	10.9	12.6	15.1	14.4	13.0	16.3	16.3	11.0	12.9	7.4	13.5	
<i>Item 22400 Subject A17a</i>	<i>N</i>	<i>2270</i>	<i>1037</i>	<i>1150</i>	<i>1333</i>	<i>283</i>	<i>388</i>	<i>528</i>	<i>848</i>	<i>505</i>	<i>1830</i>	<i>382</i>	<i>1165</i>	<i>547</i>	<i>197</i>	<i>287</i>	<i>45</i>
D05D: Students in your school																	
1. 0% to 10%	10.6	12.2	8.5	11.1	8.9	9.4	11.6	9.4	12.6	9.8	14.8	14.7	5.4	3.7	7.1	10.3	
2. 11% to 30%	16.9	18.3	15.6	18.9	15.4	12.5	20.7	16.5	16.8	17.7	13.3	18.6	16.7	20.4	10.4	3.0	
3. 31% to 50%	18.0	18.2	18.1	19.7	12.3	19.4	18.0	19.6	14.3	19.4	12.1	20.4	17.0	17.4	12.3	11.7	
4. 51% to 70%	21.2	21.4	21.4	22.0	17.5	22.9	21.1	19.1	23.4	21.0	22.7	17.0	27.0	22.5	28.4	16.3	
5. 71% to 90%	15.8	13.7	17.5	13.8	20.7	18.9	12.8	17.5	13.6	16.5	12.8	12.9	17.9	18.8	21.0	21.3	
6. 91% to 100%	8.7	7.8	9.4	7.3	15.4	8.7	6.0	9.6	10.0	7.6	12.3	5.2	10.5	11.6	15.0	27.0	
8. Have no idea	8.9	8.3	9.6	7.2	9.9	8.1	9.8	8.3	9.4	8.0	11.9	11.2	5.6	5.6	5.8	10.3	
<i>Item 22405 Subject A11d, A17a</i>	<i>N</i>	<i>2266</i>	<i>1037</i>	<i>1149</i>	<i>1331</i>	<i>283</i>	<i>386</i>	<i>528</i>	<i>846</i>	<i>505</i>	<i>1826</i>	<i>382</i>	<i>1165</i>	<i>545</i>	<i>197</i>	<i>285</i>	<i>45</i>
D06: Think about the movie that you watched most recently in a theater. Did any of the characters in the movie smoke cigarettes?																	
1. No	32.8	32.6	33.0	32.7	29.3	28.2	31.5	34.5	35.1	32.4	34.8	37.1	30.1	30.2	24.8	10.4	
2. Yes, some	47.4	45.7	48.8	46.3	52.5	50.6	49.4	45.2	46.8	48.5	42.3	43.7	52.6	51.1	50.0	53.8	
3. Yes, a lot	7.9	9.3	6.6	8.6	8.4	8.6	7.2	7.9	7.9	7.6	9.0	7.0	5.6	12.3	9.3	28.6	
4. Don't remember	11.9	12.4	11.6	12.4	9.9	12.5	12.0	12.4	10.2	11.5	13.9	12.1	11.6	6.5	15.9	7.3	
<i>Item 30360 Subject A02c, A10b, A18e</i>	<i>N</i>	<i>2275</i>	<i>1036</i>	<i>1154</i>	<i>1337</i>	<i>282</i>	<i>388</i>	<i>532</i>	<i>847</i>	<i>508</i>	<i>1829</i>	<i>386</i>	<i>1173</i>	<i>545</i>	<i>196</i>	<i>286</i>	<i>45</i>
D07: Think about the movie you watched most recently on video, DVD or TV. Did any of the characters in the movie smoke cigarettes?																	
1. No	29.5	26.0	32.6	29.1	29.2	30.6	30.3	28.9	28.7	29.6	28.2	32.7	27.2	25.9	25.0	16.9	
2. Yes, some	50.2	51.6	48.8	49.7	49.2	50.3	50.5	49.6	50.7	50.1	49.8	48.0	53.7	57.1	47.9	43.8	
3. Yes, a lot	10.0	12.5	7.5	11.1	9.7	10.2	8.8	10.3	10.4	10.1	9.9	8.8	9.3	11.3	14.0	21.3	
4. Don't remember	10.4	9.8	11.0	10.1	12.0	8.9	10.4	11.1	10.2	10.2	12.1	10.5	9.8	5.7	13.1	18.1	
<i>Item 30370 Subject A02c, A10b, A18e</i>	<i>N</i>	<i>2276</i>	<i>1038</i>	<i>1153</i>	<i>1338</i>	<i>281</i>	<i>386</i>	<i>533</i>	<i>848</i>	<i>509</i>	<i>1828</i>	<i>386</i>	<i>1173</i>	<i>547</i>	<i>196</i>	<i>286</i>	<i>45</i>
D08: The next questions ask about anti-drug commercials or "spots" that are intended to discourage drug use. In recent months, about how often have you seen such anti-drug commercials on TV, or heard them on the radio?																	
1. Not at all	27.4	27.4	26.8	25.2	34.4	27.8	26.6	29.2	25.0	25.7	35.5	27.8	24.4	29.2	27.5	25.8	
2. Less than once a month	24.2	23.2	25.3	25.8	17.3	19.7	28.7	23.4	24.4	24.8	21.8	25.4	24.5	21.6	23.7	11.6	
3. 1-3 times per month	26.1	26.3	26.1	27.9	20.2	28.6	25.9	24.6	26.7	27.2	20.0	25.2	28.2	28.4	25.1	27.9	
4. 1-3 times per week	13.8	14.8	13.0	15.0	12.1	14.5	13.0	13.4	14.7	14.3	11.4	12.9	13.8	12.4	17.0	20.2	
5. Daily or almost daily	6.6	6.1	7.5	4.9	11.3	7.0	3.5	7.7	7.7	6.5	7.6	6.9	8.2	4.2	5.4	3.3	
6. More than once a day	1.9	2.3	1.3	1.2	4.7	2.5	2.4	1.6	1.5	1.6	3.7	1.9	0.9	4.3	1.2	11.2	
<i>Item 22460 Subject A10b</i>	<i>N</i>	<i>2261</i>	<i>1030</i>	<i>1149</i>	<i>1333</i>	<i>281</i>	<i>381</i>	<i>528</i>	<i>846</i>	<i>506</i>	<i>1820</i>	<i>382</i>	<i>1166</i>	<i>542</i>	<i>196</i>	<i>284</i>	<i>45</i>

QUESTIONNAIRE FORM 6 2010	TOTAL	SEX		RACE		REGION				COLLEGE PLANS?		ILLICIT DRUG USE: LIFETIME				
		M	F	White	Black	NE	NC	S	W	Yes	No	None	Mari- juana Only	Few Pills	More Pills	Any Her- oin
<i>N (Weighted No. of Cases):</i>	2521	1142	1240	1414	324	477	554	946	543	1921	425	1254	608	211	322	53
<i>% of Weighted Total:</i>	100.0	45.3	49.2	56.1	12.8	18.9	22.0	37.5	21.5	76.2	16.9	49.7	24.1	8.4	12.8	2.1
D09: To what extent do you think such commercials have . . .																
D09A: Made people your age less favorable toward drugs?																
1. Not at all	34.3	35.4	32.0	32.4	45.6	41.3	33.5	36.2	26.3	31.5	47.2	28.2	36.6	35.8	46.7	64.9
2. To a little extent	29.2	31.0	28.7	32.7	19.0	22.9	29.1	29.7	33.4	29.9	26.2	30.5	27.1	31.3	28.9	20.3
3. To some extent	27.3	24.2	30.0	26.7	22.8	25.1	28.2	25.6	30.8	28.9	19.2	29.9	28.1	26.3	18.7	11.6
4. To a great extent	5.0	4.2	5.9	4.9	6.3	6.0	6.1	4.1	4.6	5.3	4.3	6.1	4.3	4.6	3.3	-
5. To a very great extent	4.2	5.1	3.3	3.3	6.3	4.8	3.1	4.4	4.8	4.4	3.1	5.4	3.9	1.9	2.4	3.3
<i>Item 22470 Subject A10b</i>	<i>N</i> 2220	<i>1018</i>	<i>1121</i>	<i>1315</i>	<i>270</i>	<i>376</i>	<i>520</i>	<i>834</i>	<i>490</i>	<i>1790</i>	<i>374</i>	<i>1143</i>	<i>526</i>	<i>194</i>	<i>286</i>	<i>45</i>
D09B: Made you less favorable toward drugs?																
1. Not at all	35.4	39.3	30.5	35.4	42.7	41.7	35.3	36.4	28.7	32.9	47.5	27.0	35.4	42.4	57.2	77.3
2. To a little extent	20.0	21.9	18.7	22.7	9.8	15.7	22.2	18.7	23.1	20.7	15.3	20.7	19.1	20.7	20.3	6.1
3. To some extent	23.5	20.6	26.5	23.7	18.9	19.6	23.3	24.2	25.2	24.2	20.5	24.6	26.5	25.2	14.0	9.8
4. To a great extent	9.4	8.7	10.2	8.3	9.5	11.1	9.9	7.9	10.0	10.0	7.2	11.5	9.9	4.7	3.7	1.8
5. To a very great extent	11.9	9.5	14.1	10.0	19.1	11.9	9.3	12.8	13.0	12.2	9.4	16.2	9.1	7.0	4.7	5.0
<i>Item 22480 Subject A10b</i>	<i>N</i> 2200	<i>1013</i>	<i>1107</i>	<i>1300</i>	<i>271</i>	<i>372</i>	<i>521</i>	<i>820</i>	<i>487</i>	<i>1777</i>	<i>367</i>	<i>1137</i>	<i>518</i>	<i>192</i>	<i>283</i>	<i>45</i>
D09C: Made you less likely to use drugs?																
1. Not at all	36.2	39.8	31.9	36.0	42.6	41.6	35.6	37.7	30.2	33.7	48.4	27.7	37.1	39.8	59.8	70.1
2. To a little extent	18.6	20.1	17.6	21.0	10.7	13.5	21.0	17.5	21.7	19.3	12.8	18.6	17.8	28.2	13.9	8.4
3. To some extent	21.9	20.2	23.9	22.4	15.2	20.8	22.5	21.6	22.5	22.5	20.7	22.8	24.2	20.8	17.8	8.0
4. To a great extent	9.1	8.3	10.0	8.8	9.2	10.7	9.5	7.9	9.4	9.4	7.7	10.9	10.5	4.0	3.2	6.9
5. To a very great extent	14.3	11.6	16.6	11.9	22.3	13.4	11.4	15.4	16.2	15.0	10.5	20.0	10.5	7.2	5.4	6.7
<i>Item 22490 Subject A10b</i>	<i>N</i> 2202	<i>1010</i>	<i>1113</i>	<i>1302</i>	<i>270</i>	<i>372</i>	<i>520</i>	<i>823</i>	<i>488</i>	<i>1779</i>	<i>367</i>	<i>1135</i>	<i>525</i>	<i>193</i>	<i>283</i>	<i>42</i>
D09D: Overstated the dangers or risks of drug use?																
1. Not at all	40.3	40.6	39.0	41.9	44.5	40.7	41.2	41.3	37.3	38.5	50.2	39.5	41.6	39.0	39.3	54.9
2. To a little extent	20.0	19.7	21.1	22.5	9.0	16.7	20.4	18.9	24.0	21.2	13.0	21.0	17.6	25.7	17.2	9.4
3. To some extent	21.9	22.1	21.6	20.9	21.2	23.1	22.2	22.2	20.3	22.0	21.4	21.3	23.9	22.0	22.2	10.9
4. To a great extent	8.2	8.5	8.1	8.0	7.0	9.8	8.3	7.4	8.2	8.5	6.9	7.4	8.1	7.9	10.9	13.5
5. To a very great extent	9.6	9.1	10.3	6.7	18.3	9.7	7.9	10.3	10.3	9.8	8.4	10.7	8.7	5.5	10.4	11.4
<i>Item 22500 Subject A10b</i>	<i>N</i> 2196	<i>1009</i>	<i>1108</i>	<i>1299</i>	<i>268</i>	<i>371</i>	<i>519</i>	<i>825</i>	<i>480</i>	<i>1774</i>	<i>366</i>	<i>1130</i>	<i>522</i>	<i>193</i>	<i>283</i>	<i>44</i>
D10: How much do you agree or disagree with each of the following statements?																
D10A: I take a positive attitude toward myself																
1. Disagree	4.2	4.8	3.0	3.9	5.6	6.4	4.1	4.1	3.0	2.8	10.9	4.1	1.9	2.4	8.1	12.5
2. Mostly disagree	4.7	4.1	5.5	5.2	3.9	4.8	4.1	5.3	4.4	4.5	6.1	3.7	4.1	10.2	5.5	6.2
3. Neither	9.9	11.2	8.5	9.9	8.7	8.1	11.4	9.9	9.8	8.8	15.4	8.3	8.2	12.9	14.6	31.3
4. Mostly agree	40.5	39.7	42.2	44.6	26.3	38.4	42.7	38.8	42.6	41.8	35.9	40.1	41.9	44.5	40.4	28.0
5. Agree	40.6	40.2	40.8	36.4	55.6	42.4	37.7	41.9	40.3	42.1	31.7	43.9	43.9	30.0	31.4	22.1
<i>Item 12550 Subject Q01</i>	<i>N</i> 2230	<i>1016</i>	<i>1136</i>	<i>1311</i>	<i>277</i>	<i>374</i>	<i>527</i>	<i>830</i>	<i>499</i>	<i>1799</i>	<i>374</i>	<i>1151</i>	<i>527</i>	<i>195</i>	<i>283</i>	<i>45</i>
D10B: Life often seems meaningless																
1. Disagree	42.2	41.2	43.2	46.3	40.2	41.0	42.7	42.0	42.8	43.2	37.0	47.4	43.1	32.4	30.6	20.0
2. Mostly disagree	27.0	29.1	26.0	27.1	23.4	28.6	26.8	26.0	27.7	27.8	23.4	27.7	24.8	27.7	28.6	23.2
3. Neither	16.7	16.2	17.1	15.5	18.2	17.1	16.8	16.0	17.5	15.6	22.3	13.2	19.2	18.5	21.2	41.4
4. Mostly agree	9.8	9.0	10.2	8.0	12.8	9.7	9.3	10.8	8.6	9.8	9.7	8.1	11.0	12.9	11.9	7.2
5. Agree	4.3	4.5	3.6	3.1	5.4	3.6	4.4	5.1	3.4	3.6	7.7	3.6	2.0	8.5	7.7	8.2
<i>Item 23700 Subject P01, Q01</i>	<i>N</i> 2233	<i>1017</i>	<i>1138</i>	<i>1314</i>	<i>277</i>	<i>375</i>	<i>527</i>	<i>833</i>	<i>498</i>	<i>1799</i>	<i>377</i>	<i>1153</i>	<i>529</i>	<i>195</i>	<i>283</i>	<i>45</i>
D10C: People should do their own thing, even if other people think it's strange																
1. Disagree	3.9	5.1	2.4	2.8	8.7	5.5	3.0	4.3	3.0	2.7	8.7	3.8	3.7	0.9	3.9	13.7
2. Mostly disagree	3.1	3.9	2.6	3.3	3.5	1.4	2.9	4.0	2.9	2.6	5.4	2.7	3.9	1.2	3.8	4.8
3. Neither	8.9	11.9	6.2	9.0	6.0	7.1	7.9	8.9	11.2	8.6	9.2	9.5	7.1	7.4	8.8	21.8
4. Mostly agree	35.9	35.3	36.6	39.4	27.6	40.4	42.0	31.8	33.0	38.1	27.9	37.9	36.2	36.8	31.6	17.3
5. Agree	48.2	43.8	52.1	45.6	54.2	45.5	44.2	50.9	49.9	48.0	48.8	46.0	49.1	53.7	52.0	42.4
<i>Item 7040 Subject Q08</i>	<i>N</i> 2217	<i>1010</i>	<i>1130</i>	<i>1308</i>	<i>270</i>	<i>371</i>	<i>522</i>	<i>829</i>	<i>495</i>	<i>1792</i>	<i>371</i>	<i>1147</i>	<i>520</i>	<i>194</i>	<i>282</i>	<i>45</i>

DESCRIPTIVE RESULTS: 2010

241

QUESTIONNAIRE FORM 6 2010	TOTAL	SEX		RACE		REGION				COLLEGE PLANS?		ILLICIT DRUG USE: LIFETIME				
		M	F	White	Black	NE	NC	S	W	Yes	No	None	Mari- juana Only	Few Pills	More Pills	Any Her- oin
<i>N (Weighted No. of Cases):</i>	2521	1142	1240	1414	324	477	554	946	543	1921	425	1254	608	211	322	53
<i>% of Weighted Total:</i>	100.0	45.3	49.2	56.1	12.8	18.9	22.0	37.5	21.5	76.2	16.9	49.7	24.1	8.4	12.8	2.1
D10D: I feel I do not have much to be proud of																
1. Disagree	46.4	43.0	50.0	47.1	54.2	46.8	45.7	49.1	42.4	47.8	39.5	51.1	47.8	38.2	35.5	18.7
2. Mostly disagree	25.3	27.6	24.0	28.0	18.2	22.4	28.5	23.0	28.2	26.3	21.5	25.8	24.8	24.5	26.0	21.6
3. Neither	14.0	14.6	13.5	13.0	12.4	13.0	12.8	13.3	17.3	12.3	22.0	11.7	13.4	17.0	18.3	35.7
4. Mostly agree	9.5	10.2	8.6	8.0	10.2	11.8	8.8	9.6	8.3	9.0	12.0	6.7	11.0	15.8	12.7	15.1
5. Agree	4.7	4.7	4.0	3.9	5.0	6.0	4.2	5.0	3.9	4.6	5.0	4.7	3.1	4.5	7.5	8.9
<i>Item 12660 Subject Q01</i>	<i>N</i> 2208	1004	1127	1304	269	370	518	826	495	1784	370	1146	517	193	282	42
D10E: I feel I am a person of worth, on an equal plane with others																
1. Disagree	4.3	5.5	2.6	3.3	7.4	6.2	3.4	4.3	3.9	3.3	8.5	3.7	3.6	2.3	7.5	12.1
2. Mostly disagree	5.7	5.2	6.2	5.5	6.1	7.5	4.9	5.4	5.8	5.4	6.9	4.9	5.0	9.9	7.2	5.1
3. Neither	12.3	13.8	11.0	12.2	8.8	12.9	12.3	12.4	11.8	10.4	20.9	10.7	13.8	8.3	15.2	34.3
4. Mostly agree	31.0	32.4	30.5	32.5	25.5	32.8	32.5	29.4	30.5	31.8	27.9	28.4	35.0	36.9	31.7	14.4
5. Agree	46.6	43.1	49.6	46.4	52.2	40.6	46.9	48.4	47.9	49.0	35.8	52.3	42.6	42.6	38.5	34.2
<i>Item 12570 Subject Q01</i>	<i>N</i> 2206	1004	1124	1304	268	370	517	826	492	1788	367	1140	519	194	282	42
D10F: I enjoy life as much as anyone																
1. Disagree	4.6	5.5	2.8	3.9	7.3	5.6	3.7	5.0	4.0	3.5	8.5	4.1	3.0	6.4	6.6	11.6
2. Mostly disagree	5.8	5.3	6.4	5.2	5.8	7.9	4.7	5.2	6.3	5.8	5.6	4.3	5.7	8.0	9.2	6.9
3. Neither	11.7	12.1	11.4	11.7	11.9	10.7	12.3	11.1	13.0	11.2	15.2	10.2	12.1	13.6	12.5	40.0
4. Mostly agree	31.3	30.7	32.9	33.2	21.3	31.6	32.8	29.7	32.1	32.0	28.0	31.1	32.7	32.2	31.0	13.2
5. Agree	46.6	46.5	46.5	46.0	53.6	44.1	46.4	49.1	44.5	47.5	42.6	50.2	46.5	39.8	40.7	28.3
<i>Item 23710 Subject P01, Q01</i>	<i>N</i> 2205	1005	1123	1303	268	370	521	822	490	1783	369	1142	513	194	282	45
D10G: I get a real kick out of doing things that are a little dangerous																
1. Disagree	13.9	9.5	17.3	11.0	28.2	12.8	12.5	17.5	10.0	12.9	18.7	18.6	10.3	6.0	6.1	9.6
2. Mostly disagree	15.4	11.9	19.2	15.2	16.4	15.2	13.2	15.6	17.6	16.0	12.4	20.2	11.4	11.9	7.5	7.9
3. Neither	23.8	21.0	26.6	22.9	24.0	22.4	24.2	23.4	25.2	24.5	22.0	24.6	27.1	21.0	18.9	18.8
4. Mostly agree	28.8	33.6	24.3	32.5	15.2	33.4	31.0	26.9	26.0	29.6	25.9	23.0	34.1	37.1	35.0	27.9
5. Agree	18.1	24.1	12.6	18.4	16.2	16.2	19.1	16.6	21.2	17.0	21.0	13.6	17.1	24.0	32.5	35.8
<i>Item 7050 Subject Q04</i>	<i>N</i> 2195	1006	1111	1303	267	369	519	819	488	1781	361	1136	512	194	282	42
D10H: Sometimes I think that I am no good at all																
1. Disagree	43.6	43.4	43.8	42.1	58.4	42.6	39.7	47.7	41.5	43.4	44.8	49.0	41.2	34.0	35.5	29.0
2. Mostly disagree	21.7	20.8	22.7	23.6	16.5	19.5	26.6	19.5	21.8	22.6	17.0	22.1	23.2	18.4	21.9	11.8
3. Neither	15.6	16.8	14.5	15.7	12.9	14.2	18.0	13.6	17.8	14.5	21.1	12.9	18.0	17.1	18.5	35.2
4. Mostly agree	12.3	13.2	11.8	12.5	6.0	14.5	10.6	12.5	12.3	12.9	10.2	9.8	12.5	21.4	14.1	17.0
5. Agree	6.7	5.8	7.1	6.2	6.2	9.2	5.1	6.7	6.7	6.7	6.8	6.2	5.1	9.2	10.0	7.1
<i>Item 12680 Subject Q01</i>	<i>N</i> 2194	998	1119	1302	267	367	519	822	487	1779	364	1134	512	193	282	45
D10I: I am able to do things as well as most other people																
1. Disagree	3.4	4.0	2.4	3.0	7.8	4.8	4.4	3.4	1.4	2.2	8.6	3.2	2.5	1.0	5.7	11.9
2. Mostly disagree	4.5	2.9	5.6	4.9	3.8	6.8	2.5	4.5	4.8	4.5	3.9	4.0	3.1	4.7	7.0	13.8
3. Neither	13.3	13.1	13.2	12.2	13.9	11.6	11.2	14.7	14.3	12.2	18.4	12.1	13.7	16.3	12.4	26.1
4. Mostly agree	37.3	38.4	37.2	41.2	18.9	37.7	45.1	33.2	35.8	37.7	37.6	38.5	36.8	37.0	37.3	21.0
5. Agree	41.5	41.6	41.7	38.6	55.6	39.1	36.8	44.2	43.7	43.4	31.5	42.2	44.0	41.0	37.7	27.3
<i>Item 12580 Subject Q01</i>	<i>N</i> 2201	1005	1119	1304	267	366	523	820	493	1783	367	1139	516	192	282	45
D10J: The future often seems hopeless																
1. Disagree	50.1	46.2	53.5	51.9	56.9	51.7	50.2	50.2	48.8	51.5	43.2	56.3	49.7	36.9	37.9	33.0
2. Mostly disagree	21.8	23.9	20.7	23.1	16.9	22.1	23.5	20.2	22.6	22.7	17.3	21.0	21.8	26.6	23.9	19.4
3. Neither	16.1	17.3	15.0	15.5	15.0	13.0	15.2	17.2	17.7	15.2	21.3	13.9	16.5	18.4	19.7	30.5
4. Mostly agree	7.9	9.1	6.9	6.8	5.2	6.9	7.6	8.5	8.1	7.3	11.7	5.6	8.2	12.5	12.7	14.5
5. Agree	4.0	3.5	4.0	2.8	6.1	6.3	3.5	4.0	2.8	3.4	6.6	3.3	3.8	5.6	5.9	2.5
<i>Item 23720 Subject P01, Q01</i>	<i>N</i> 2198	1001	1117	1301	269	367	520	820	491	1778	367	1137	514	191	284	42

QUESTIONNAIRE FORM 6 2010	TOTAL	SEX		RACE		REGION				COLLEGE PLANS?		ILLICIT DRUG USE: LIFETIME				
		M	F	White	Black	NE	NC	S	W	Yes	No	None	Mari- juana Only	Few Pills	More Pills	Any Her- oin
<i>N (Weighted No. of Cases):</i> <i>% of Weighted Total:</i>	2521 100.0	1142 45.3	1240 49.2	1414 56.1	324 12.8	477 18.9	554 22.0	946 37.5	543 21.5	1921 76.2	425 16.9	1254 49.7	608 24.1	211 8.4	322 12.8	53 2.1
D10K: I like to test myself every now and then by doing something a little risky																
1. Disagree	17.7	11.3	23.6	16.1	27.2	19.1	14.8	20.9	14.5	17.4	19.9	23.6	14.2	7.3	9.1	11.5
2. Mostly disagree	14.9	12.7	17.3	15.1	14.8	17.8	13.5	14.2	15.3	15.6	11.1	17.1	16.5	10.6	7.1	7.9
3. Neither	21.2	20.6	22.0	20.1	20.1	16.7	20.9	22.6	22.7	20.8	24.0	21.9	20.2	23.7	18.5	27.5
4. Mostly agree	29.8	33.5	26.0	32.8	18.0	32.8	33.3	26.3	29.8	30.9	26.3	23.6	32.3	40.9	41.9	29.6
5. Agree	16.3	21.9	11.0	15.9	19.8	13.6	17.5	16.0	17.7	15.4	18.7	13.8	16.9	17.4	23.4	23.6
<i>Item 7060 Subject Q04</i>	<i>N 2194</i>	<i>1002</i>	<i>1115</i>	<i>1299</i>	<i>268</i>	<i>367</i>	<i>519</i>	<i>820</i>	<i>488</i>	<i>1781</i>	<i>365</i>	<i>1133</i>	<i>517</i>	<i>193</i>	<i>281</i>	<i>42</i>
D10L: I feel that I can't do anything right																
1. Disagree	48.9	47.0	50.4	48.3	58.8	49.8	47.1	50.5	47.3	50.1	42.4	52.6	51.5	35.5	41.0	30.7
2. Mostly disagree	24.7	25.8	24.6	28.2	16.7	21.5	30.0	23.1	24.3	25.6	21.6	26.2	22.8	27.8	24.6	6.9
3. Neither	15.2	17.1	13.2	13.2	12.9	14.4	13.3	14.8	18.4	14.2	19.7	11.4	15.0	23.8	19.3	41.7
4. Mostly agree	7.5	6.6	7.7	7.7	6.0	8.9	5.5	8.1	7.3	6.9	9.1	5.5	8.5	9.7	11.1	12.1
5. Agree	3.8	3.4	4.1	2.6	5.6	5.4	4.1	3.5	2.8	3.1	7.2	4.3	2.2	3.2	4.0	8.6
<i>Item 12720 Subject Q01</i>	<i>N 2180</i>	<i>995</i>	<i>1110</i>	<i>1294</i>	<i>263</i>	<i>368</i>	<i>512</i>	<i>815</i>	<i>486</i>	<i>1767</i>	<i>363</i>	<i>1134</i>	<i>504</i>	<i>194</i>	<i>278</i>	<i>42</i>
D10M: On the whole, I'm satisfied with myself																
1. Disagree	4.4	4.4	3.6	3.6	9.3	6.4	2.9	5.2	3.2	3.2	9.8	4.0	4.2	2.1	6.9	11.3
2. Mostly disagree	6.0	5.8	6.2	5.2	7.5	5.9	4.2	6.3	7.4	5.8	6.4	4.7	5.8	8.6	8.9	6.5
3. Neither	13.1	13.9	12.1	11.9	11.1	11.5	11.3	14.7	13.3	12.7	14.9	10.3	12.8	19.1	16.5	34.0
4. Mostly agree	31.4	32.6	31.1	33.7	19.6	34.2	36.4	27.8	30.0	31.5	31.4	31.5	30.5	29.8	35.3	18.8
5. Agree	45.2	43.3	47.0	45.5	52.6	41.9	45.3	46.0	46.2	46.8	37.5	49.5	46.7	40.3	32.4	29.3
<i>Item 12620 Subject P01, Q01</i>	<i>N 2184</i>	<i>999</i>	<i>1109</i>	<i>1293</i>	<i>264</i>	<i>365</i>	<i>517</i>	<i>815</i>	<i>487</i>	<i>1767</i>	<i>368</i>	<i>1136</i>	<i>510</i>	<i>188</i>	<i>278</i>	<i>45</i>
D10N: I feel that my life is not very useful																
1. Disagree	54.0	49.6	57.6	54.0	59.3	52.5	52.8	54.8	54.8	55.1	47.8	58.6	55.2	44.0	44.4	27.5
2. Mostly disagree	21.1	22.8	19.9	22.7	15.3	21.3	23.6	19.7	20.4	21.4	19.8	21.7	19.5	24.3	20.6	16.7
3. Neither	15.0	16.4	13.7	14.6	13.6	14.3	14.5	15.9	14.7	13.4	22.5	10.6	16.4	19.6	20.9	47.1
4. Mostly agree	6.6	7.6	5.9	6.5	7.8	6.8	6.2	6.4	7.3	7.1	4.9	5.7	6.4	10.0	8.7	6.3
5. Agree	3.3	3.6	2.8	2.3	4.0	5.0	2.8	3.2	2.9	3.0	5.0	3.4	2.5	2.1	5.4	2.4
<i>Item 12750 Subject Q01</i>	<i>N 2182</i>	<i>998</i>	<i>1109</i>	<i>1298</i>	<i>263</i>	<i>366</i>	<i>520</i>	<i>812</i>	<i>484</i>	<i>1767</i>	<i>366</i>	<i>1133</i>	<i>509</i>	<i>191</i>	<i>277</i>	<i>44</i>
D10O: It feels good to be alive																
1. Disagree	3.3	4.3	1.6	2.9	4.6	4.8	2.1	3.9	2.7	2.4	7.6	2.6	2.3	4.3	6.0	14.0
2. Mostly disagree	2.6	2.1	3.1	2.6	3.8	2.8	3.7	2.2	2.0	2.2	4.3	2.0	1.4	5.3	3.9	7.0
3. Neither	9.7	12.1	7.5	9.2	8.0	10.4	8.0	10.3	10.0	9.0	13.1	8.3	9.7	7.4	12.7	36.0
4. Mostly agree	20.7	21.3	20.5	22.5	15.2	21.0	23.4	18.7	21.2	20.9	19.9	19.1	19.9	25.6	24.9	16.5
5. Agree	63.6	60.2	67.2	62.7	68.3	60.9	62.8	65.0	64.2	65.5	55.1	68.0	66.6	57.5	52.5	26.6
<i>Item 23730 Subject P01, Q01</i>	<i>N 2163</i>	<i>991</i>	<i>1098</i>	<i>1286</i>	<i>257</i>	<i>362</i>	<i>513</i>	<i>805</i>	<i>483</i>	<i>1758</i>	<i>358</i>	<i>1125</i>	<i>504</i>	<i>188</i>	<i>276</i>	<i>42</i>
D10P: I would like to explore strange places																
1. Disagree	6.8	6.6	6.6	5.2	16.2	7.0	7.5	8.3	3.3	5.6	12.4	7.2	6.5	4.0	6.1	9.8
2. Mostly disagree	4.8	4.6	5.2	3.4	7.7	5.2	4.8	5.0	4.1	5.0	4.4	6.1	3.9	3.5	2.9	0.7
3. Neither	15.2	15.7	14.5	16.2	13.7	13.9	14.3	16.1	15.9	14.4	18.7	15.1	17.0	12.1	12.0	34.7
4. Mostly agree	26.8	27.9	25.9	28.6	25.5	29.6	29.9	23.9	26.3	27.9	23.6	27.8	26.3	27.0	25.8	12.6
5. Agree	46.4	45.1	47.9	46.6	36.9	44.3	43.5	46.7	50.5	47.1	41.0	43.9	46.3	53.4	53.2	42.3
<i>Item 31080 Subject Q04</i>	<i>N 2164</i>	<i>996</i>	<i>1092</i>	<i>1279</i>	<i>259</i>	<i>365</i>	<i>510</i>	<i>804</i>	<i>485</i>	<i>1756</i>	<i>359</i>	<i>1121</i>	<i>504</i>	<i>192</i>	<i>280</i>	<i>41</i>
D10Q: I like to do frightening things																
1. Disagree	19.5	12.7	25.3	17.5	33.9	21.4	18.1	21.6	16.0	19.7	19.1	25.4	15.0	11.1	9.9	9.6
2. Mostly disagree	16.2	14.4	18.3	16.3	17.7	15.8	15.9	16.1	16.8	17.2	11.9	18.6	16.0	9.4	10.7	16.4
3. Neither	25.1	26.1	24.0	24.4	23.6	26.8	25.6	25.4	22.9	24.7	27.8	23.6	28.5	29.6	21.7	25.5
4. Mostly agree	22.3	25.5	19.8	24.6	12.4	20.3	23.2	20.5	25.6	22.4	21.6	20.1	20.6	30.2	29.2	27.4
5. Agree	17.0	21.2	12.6	17.2	12.4	15.7	17.0	16.5	18.7	16.1	19.6	12.4	19.9	19.7	28.5	21.1
<i>Item 31090 Subject Q04</i>	<i>N 2165</i>	<i>999</i>	<i>1090</i>	<i>1290</i>	<i>256</i>	<i>362</i>	<i>514</i>	<i>804</i>	<i>485</i>	<i>1754</i>	<i>363</i>	<i>1126</i>	<i>507</i>	<i>188</i>	<i>273</i>	<i>42</i>
D10R: I like new and exciting experiences, even if I have to break the rules																
1. Disagree	13.5	10.7	15.6	12.2	22.1	12.6	10.7	16.4	12.2	12.4	18.0	18.9	6.5	7.3	7.9	9.0
2. Mostly disagree	15.2	13.1	17.7	15.6	15.3	15.0	16.9	15.7	12.9	16.8	8.9	19.8	13.4	10.0	6.7	3.3
3. Neither	22.0	23.1	21.2	21.6	23.6	18.4	23.4	21.6	23.8	21.9	24.4	22.8	21.8	25.8	13.6	39.6
4. Mostly agree	28.0	29.2	26.9	30.6	18.8	30.2	29.6	24.6	30.3	28.4	25.4	24.3	32.1	29.6	35.3	18.5
5. Agree	21.3	24.0	18.6	20.0	20.3	23.9	19.4	21.7	20.7	20.6	23.3	14.2	26.3	27.2	36.4	29.6
<i>Item 31100 Subject Q04</i>	<i>N 2157</i>	<i>991</i>	<i>1091</i>	<i>1290</i>	<i>258</i>	<i>358</i>	<i>516</i>	<i>796</i>	<i>487</i>	<i>1749</i>	<i>359</i>	<i>1117</i>	<i>502</i>	<i>186</i>	<i>279</i>	<i>45</i>

243

QUESTIONNAIRE FORM 6 2010	TOTAL	SEX		RACE		REGION				COLLEGE PLANS?		ILLEGAL DRUG USE: LIFETIME					
		M	F	White	Black	NE	NC	S	W	Yes	No	None	Mari- juana Only	Few Pills	More Pills	Any Her- oin	
<i>N (Weighted No. of Cases):</i>	2521	1142	1240	1414	324	477	554	946	543	1921	425	1254	608	211	322	53	
<i>% of Weighted Total:</i>	100.0	45.3	49.2	56.1	12.8	18.9	22.0	37.5	21.5	76.2	16.9	49.7	24.1	8.4	12.8	2.1	
D10S: I prefer friends who are exciting and unpredictable																	
1. Disagree	7.5	7.5	6.6	7.0	12.6	6.5	7.9	8.4	6.4	6.6	11.6	9.2	5.4	4.4	4.2	12.8	
2. Mostly disagree	8.0	8.2	8.3	8.4	6.2	9.7	6.7	7.6	9.0	8.5	5.3	9.0	7.3	8.4	4.0	12.0	
3. Neither	26.4	27.8	25.5	27.2	17.1	22.8	28.4	26.6	26.7	26.6	26.6	29.6	23.5	27.9	18.0	26.5	
4. Mostly agree	30.3	31.0	30.1	32.2	28.7	29.5	32.9	28.8	30.8	31.4	26.7	29.3	30.1	30.2	38.8	14.6	
5. Agree	27.7	25.5	29.6	25.1	35.4	31.5	24.1	28.7	27.1	26.9	29.7	23.0	33.8	29.1	35.0	34.1	
<i>Item 31110 Subject Q04</i>	<i>N</i>	<i>2164</i>	<i>989</i>	<i>1098</i>	<i>1288</i>	<i>259</i>	<i>358</i>	<i>520</i>	<i>804</i>	<i>483</i>	<i>1756</i>	<i>359</i>	<i>1125</i>	<i>501</i>	<i>191</i>	<i>277</i>	<i>43</i>
D10T: I am often bored																	
1. Disagree	20.3	18.4	22.0	19.8	21.9	23.3	20.4	19.5	19.5	20.3	19.1	20.7	20.8	16.7	21.9	8.4	
2. Mostly disagree	22.0	19.2	24.8	23.3	20.0	20.9	23.5	21.0	23.0	23.5	14.9	23.4	22.8	21.3	16.3	16.7	
3. Neither	23.2	26.0	21.0	24.7	19.4	21.8	24.6	22.3	24.4	22.2	29.1	22.5	23.6	23.4	23.2	40.2	
4. Mostly agree	18.6	18.9	18.2	18.9	18.3	19.4	19.2	17.7	18.8	18.7	19.0	19.8	17.3	17.3	19.2	1.8	
5. Agree	15.9	17.5	14.0	13.3	20.4	14.6	12.4	19.6	14.4	15.3	17.9	13.6	15.4	21.3	19.4	33.0	
<i>Item 32000 Subject Q10</i>	<i>N</i>	<i>2163</i>	<i>992</i>	<i>1095</i>	<i>1292</i>	<i>255</i>	<i>360</i>	<i>518</i>	<i>803</i>	<i>482</i>	<i>1757</i>	<i>356</i>	<i>1121</i>	<i>502</i>	<i>191</i>	<i>276</i>	<i>45</i>
The different questionnaire forms used in this study emphasize different topics. In the rest of this questionnaire, we ask more about your experiences and attitudes relating to alcohol and other drugs.																	
D11: On how many occasions (if any) have you been drunk or very high from drinking alcoholic beverages?																	
D11A: . . . in your lifetime?																	
1. 0 occasions	45.8	42.4	47.8	40.4	62.8	41.0	42.7	49.3	46.7	46.8	40.7	70.6	25.1	19.2	9.7	-	
2. 1-2	12.4	11.7	13.5	10.3	14.0	10.6	13.5	11.2	14.6	12.5	11.6	13.2	14.6	11.4	6.4	10.5	
3. 3-5	8.0	7.0	9.1	7.8	6.3	7.8	8.4	8.6	6.7	8.2	7.2	5.5	11.2	12.1	10.2	2.2	
4. 6-9	6.5	7.2	6.0	7.4	3.3	8.0	6.5	5.9	6.5	6.2	7.2	3.7	9.7	11.0	7.0	14.7	
5. 10-19	8.1	8.8	7.9	9.4	5.6	6.3	9.1	7.8	8.7	7.8	9.8	3.2	12.5	17.4	14.2	1.5	
6. 20-39	6.1	6.2	6.2	8.2	3.6	7.2	7.8	5.3	5.0	6.3	5.7	1.7	11.0	11.4	11.3	9.2	
7. 40 or more	13.1	16.6	9.6	16.6	4.5	19.1	12.1	12.0	11.7	12.2	18.0	2.1	15.9	17.5	41.1	61.9	
<i>Item 25020 Subject A01a</i>	<i>N</i>	<i>2163</i>	<i>990</i>	<i>1094</i>	<i>1290</i>	<i>257</i>	<i>357</i>	<i>516</i>	<i>803</i>	<i>487</i>	<i>1743</i>	<i>365</i>	<i>1115</i>	<i>507</i>	<i>191</i>	<i>278</i>	<i>43</i>
D11B: . . . during the last 12 months?																	
1. 0 occasions	54.2	50.1	57.3	47.5	71.5	49.2	50.2	57.5	56.8	54.4	52.0	77.9	36.6	27.7	16.1	18.9	
2. 1-2	15.4	13.5	17.4	14.5	13.3	13.8	17.7	14.8	15.1	16.4	11.2	13.5	19.9	17.7	13.2	13.1	
3. 3-5	7.0	8.3	5.9	7.7	5.2	7.3	7.6	6.8	6.3	6.8	7.8	2.9	10.6	14.3	13.0	-	
4. 6-9	7.1	7.4	7.0	9.4	2.2	6.5	6.9	8.2	5.8	6.8	8.8	3.2	10.1	12.6	11.3	17.9	
5. 10-19	6.6	6.7	6.6	8.5	3.5	8.8	8.0	5.2	5.9	6.7	6.7	1.0	13.0	15.3	13.0	1.0	
6. 20-39	4.0	6.0	2.5	5.2	1.2	5.4	4.4	3.2	4.1	3.9	4.9	0.9	4.8	6.9	12.7	4.9	
7. 40 or more	5.6	8.0	3.3	7.2	3.1	9.0	5.2	4.2	6.1	5.1	8.7	0.7	5.1	5.6	20.7	44.3	
<i>Item 25030 Subject A01b</i>	<i>N</i>	<i>2157</i>	<i>989</i>	<i>1088</i>	<i>1292</i>	<i>256</i>	<i>355</i>	<i>518</i>	<i>803</i>	<i>481</i>	<i>1735</i>	<i>367</i>	<i>1115</i>	<i>504</i>	<i>190</i>	<i>278</i>	<i>43</i>
D11C: . . . during the last 30 days?																	
1. 0 occasions	71.0	66.3	75.4	64.6	85.0	64.0	70.0	73.6	73.1	72.0	66.4	89.8	61.3	49.6	35.4	25.1	
2. 1-2	14.6	15.3	14.0	17.4	7.8	14.7	14.1	15.5	13.6	14.7	14.1	7.2	20.3	31.2	22.8	12.0	
3. 3-5	5.9	7.0	4.9	7.1	2.5	8.6	6.2	3.8	6.8	5.8	6.4	1.1	9.3	8.9	15.2	11.1	
4. 6-9	4.5	5.4	3.7	5.8	2.2	8.1	4.6	3.5	3.3	4.3	4.9	1.0	4.9	6.5	13.6	20.0	
5. 10-19	2.3	3.4	1.2	2.9	1.2	1.6	3.4	1.9	2.1	1.7	5.1	0.5	2.5	2.6	8.1	8.4	
6. 20-39	0.6	0.7	0.3	0.6	0.4	0.8	0.6	0.2	1.0	0.5	0.9	*	1.1	0.5	0.9	5.9	
7. 40 or more	1.2	1.9	0.4	1.7	1.0	2.2	1.1	1.4	0.2	1.1	2.1	0.3	0.5	0.7	3.9	17.4	
<i>Item 25040 Subject A01c</i>	<i>N</i>	<i>2152</i>	<i>988</i>	<i>1085</i>	<i>1288</i>	<i>256</i>	<i>355</i>	<i>516</i>	<i>801</i>	<i>480</i>	<i>1731</i>	<i>366</i>	<i>1114</i>	<i>504</i>	<i>190</i>	<i>273</i>	<i>43</i>
D12: Anabolic steroids are prescription drugs sometimes prescribed by doctors to treat certain conditions. Some athletes, and others, have used them to try to increase muscle development. On how many occasions (if any) have you taken steroids on your own—that is, without a doctor telling you to take them . . .																	

QUESTIONNAIRE FORM 6 2010	TOTAL	SEX		RACE		REGION				COLLEGE PLANS?		ILLICIT DRUG USE: LIFETIME				
		M	F	White	Black	NE	NC	S	W	Yes	No	None	Mari- juana Only	Few Pills	More Pills	Any Her- oin
<i>N (Weighted No. of Cases):</i>	2521	1142	1240	1414	324	477	554	946	543	1921	425	1254	608	211	322	53
<i>% of Weighted Total:</i>	100.0	45.3	49.2	56.1	12.8	18.9	22.0	37.5	21.5	76.2	16.9	49.7	24.1	8.4	12.8	2.1
D12A: . . . in your lifetime?																
1. 0 occasions	97.9	96.5	99.2	97.6	97.2	97.3	97.4	98.3	98.3	98.3	95.8	99.5	98.6	98.9	94.7	68.3
2. 1-2	0.6	1.1	0.3	0.8	-	0.7	0.3	0.6	1.0	0.5	1.0	0.2	0.3	-	2.5	6.7
3. 3-5	0.5	0.9	0.1	0.5	0.6	0.1	0.4	0.6	0.5	0.4	0.7	0.1	0.5	-	1.5	6.1
4. 6-9	0.2	0.3	*	0.1	1.5	0.3	0.3	0.3	-	0.2	0.4	0.2	0.1	0.8	-	-
5. 10-19	0.2	0.1	0.3	0.3	0.3	0.3	0.5	-	0.2	0.1	0.7	-	-	-	0.3	8.2
6. 20-39	*	0.1	-	-	0.4	-	0.2	-	-	-	0.3	-	-	-	0.4	-
7. 40 or more	0.5	1.0	0.1	0.7	-	1.4	0.8	0.2	-	0.4	1.0	0.1	0.4	0.3	0.6	10.8
<i>Item 22690 Subject A01a</i>	<i>N</i>	<i>2159</i>	<i>985</i>	<i>1093</i>	<i>1286</i>	<i>357</i>	<i>515</i>	<i>802</i>	<i>486</i>	<i>1735</i>	<i>367</i>	<i>1116</i>	<i>507</i>	<i>188</i>	<i>279</i>	<i>43</i>
D12B: . . . during the last 12 months?																
1. 0 occasions	98.4	97.2	99.4	98.2	97.8	97.7	97.7	99.1	98.4	98.7	96.6	99.5	99.0	99.7	95.6	77.6
2. 1-2	0.5	0.9	0.3	0.7	-	0.3	0.4	0.3	1.4	0.5	0.9	0.1	0.3	-	2.3	5.0
3. 3-5	0.2	0.5	-	0.1	0.9	0.1	0.4	0.3	0.2	0.2	0.6	0.2	0.1	-	0.8	-
4. 6-9	0.2	0.2	0.3	0.2	0.9	0.3	0.5	0.1	-	0.1	0.7	*	0.1	-	-	6.5
5. 10-19	*	0.1	-	0.1	-	0.3	-	-	-	0.1	-	-	-	-	0.3	-
6. 20-39	*	0.1	-	-	0.4	-	0.2	-	-	-	0.3	-	-	-	0.4	-
7. 40 or more	0.5	1.0	0.1	0.7	-	1.4	0.8	0.2	-	0.4	1.0	0.1	0.4	0.3	0.6	11.0
<i>Item 22700 Subject A01b</i>	<i>N</i>	<i>2161</i>	<i>987</i>	<i>1092</i>	<i>1288</i>	<i>358</i>	<i>516</i>	<i>802</i>	<i>486</i>	<i>1736</i>	<i>368</i>	<i>1116</i>	<i>508</i>	<i>188</i>	<i>279</i>	<i>43</i>
D12C: . . . during the last 30 days?																
1. 0 occasions	98.8	97.9	99.6	98.8	97.8	97.8	98.0	99.3	99.8	99.1	97.4	99.6	99.3	99.7	97.5	81.9
2. 1-2	0.3	0.4	0.3	0.4	0.6	0.2	0.9	0.1	0.2	0.1	1.3	0.2	*	-	0.7	7.1
3. 3-5	0.1	0.3	-	*	0.2	-	0.1	0.3	-	0.1	0.1	0.1	0.1	-	0.5	-
4. 6-9	0.1	0.2	*	-	0.9	0.3	-	0.1	-	0.1	-	*	0.1	-	-	-
5. 10-19	*	0.1	-	0.1	-	0.3	-	-	-	0.1	-	-	-	-	0.3	-
6. 20-39	0.1	0.1	-	0.1	0.4	0.2	0.2	-	-	*	0.3	-	-	-	0.4	1.6
7. 40 or more	0.5	1.0	0.1	0.7	-	1.3	0.8	0.2	-	0.4	1.0	0.1	0.4	0.3	0.6	9.4
<i>Item 22710 Subject A01c</i>	<i>N</i>	<i>2160</i>	<i>986</i>	<i>1092</i>	<i>1288</i>	<i>358</i>	<i>515</i>	<i>802</i>	<i>485</i>	<i>1735</i>	<i>368</i>	<i>1116</i>	<i>508</i>	<i>188</i>	<i>279</i>	<i>43</i>
D13: What methods have you used for taking steroids on your own? (Mark all that apply.)																
A. Injection	0.5	0.9	-	0.7	-	0.5	0.3	0.8	0.2	0.4	1.2	-	0.5	0.8	1.5	7.6
B. By mouth	0.8	1.5	0.1	1.0	0.6	1.2	1.0	0.8	0.2	0.6	1.8	*	0.5	0.3	3.8	5.5
C. Haven't used steroids	98.9	98.0	99.9	98.6	99.4	98.5	99.0	98.6	99.6	99.1	97.7	100.0	99.4	98.9	95.7	86.8
<i>Item 23790-23800, 30940 Subject A05dN</i>	<i>2144</i>	<i>974</i>	<i>1089</i>	<i>1275</i>	<i>248</i>	<i>356</i>	<i>508</i>	<i>799</i>	<i>482</i>	<i>1726</i>	<i>361</i>	<i>1113</i>	<i>507</i>	<i>188</i>	<i>277</i>	<i>34</i>
D14: On how many occasions (if any) have you taken any drugs by injection with a needle (like heroin, cocaine, amphetamines, or steroids) . . .																
Do NOT include anything you took under a doctor's orders.																
D14A: . . . in your lifetime?																
1. 0 occasions	98.5	98.0	99.0	98.1	99.6	97.5	99.2	98.4	98.7	98.8	97.2	100.0	100.0	98.4	97.0	54.8
2. 1-2	0.5	0.5	0.4	0.5	-	0.2	0.2	0.6	0.7	0.5	0.5	-	-	0.8	0.9	13.4
3. 3-5	0.1	0.1	0.1	0.1	-	0.2	-	0.1	0.1	*	0.4	-	-	-	0.3	3.0
4. 6-9	0.5	0.6	0.3	0.6	0.4	1.1	0.5	0.3	0.1	0.3	1.5	-	-	0.8	0.6	13.0
5. 10-19	0.3	0.5	0.1	0.4	-	1.0	-	0.2	0.3	0.4	-	-	-	-	1.0	9.3
6. 20-39	-	-	-	-	-	-	-	-	-	-	-	-	-	-	-	-
7. 40 or more	0.2	0.4	-	0.2	-	-	0.1	0.4	-	0.1	0.5	-	-	-	0.2	6.6
<i>Item 25050 Subject A01a</i>	<i>N</i>	<i>2150</i>	<i>983</i>	<i>1087</i>	<i>1285</i>	<i>358</i>	<i>513</i>	<i>791</i>	<i>487</i>	<i>1727</i>	<i>368</i>	<i>1108</i>	<i>505</i>	<i>191</i>	<i>276</i>	<i>43</i>
D14B: . . . during the last 12 months?																
1. 0 occasions	99.4	98.8	99.9	99.3	99.6	98.5	99.9	99.5	99.5	99.5	99.0	100.0	100.0	100.0	98.3	84.9
2. 1-2	0.2	0.4	*	0.3	-	0.8	-	0.1	0.1	0.2	0.4	-	-	-	0.4	7.1
3. 3-5	0.1	0.2	0.1	*	-	0.2	-	-	0.4	0.1	0.2	-	-	-	0.7	1.4
4. 6-9	0.1	0.2	-	0.1	0.4	0.6	-	-	-	0.1	-	-	-	-	0.3	-
5. 10-19	0.1	0.2	-	0.1	-	-	-	0.2	-	-	0.5	-	-	-	-	4.2
6. 20-39	-	-	-	-	-	-	-	-	-	-	-	-	-	-	-	-
7. 40 or more	0.1	0.2	-	0.1	-	-	0.1	0.1	-	0.1	-	-	-	-	0.2	2.3
<i>Item 25060 Subject A01b</i>	<i>N</i>	<i>2151</i>	<i>983</i>	<i>1087</i>	<i>1285</i>	<i>358</i>	<i>513</i>	<i>791</i>	<i>488</i>	<i>1728</i>	<i>368</i>	<i>1108</i>	<i>505</i>	<i>191</i>	<i>276</i>	<i>43</i>

DESCRIPTIVE RESULTS: 2010

245

QUESTIONNAIRE FORM 6 2010	TOTAL	SEX		RACE		REGION				COLLEGE PLANS?		ILLICIT DRUG USE: LIFETIME				
		M	F	White	Black	NE	NC	S	W	Yes	No	None	Mari- juana Only	Few Pills	More Pills	Any Her- oin
<i>N (Weighted No. of Cases):</i>	2521	1142	1240	1414	324	477	554	946	543	1921	425	1254	608	211	322	53
<i>% of Weighted Total:</i>	100.0	45.3	49.2	56.1	12.8	18.9	22.0	37.5	21.5	76.2	16.9	49.7	24.1	8.4	12.8	2.1
D14C: . . . during the last 30 days?																
1. 0 occasions	99.7	99.3	100.0	99.7	99.6	99.4	99.9	99.6	99.7	99.7	99.4	100.0	100.0	100.0	98.9	92.8
2. 1-2	0.1	0.2	*	0.1	-	0.3	-	-	0.3	0.1	0.1	-	-	-	0.8	0.7
3. 3-5	0.1	0.2	-	0.1	-	-	-	0.2	-	-	0.5	-	-	-	-	4.3
4. 6-9	0.1	0.1	-	-	0.4	0.3	-	-	-	0.1	-	-	-	-	-	-
5. 10-19	-	-	-	-	-	-	-	-	-	-	-	-	-	-	-	-
6. 20-39	-	-	-	-	-	-	-	-	-	-	-	-	-	-	-	-
7. 40 or more	0.1	0.2	-	0.1	-	-	0.1	0.1	-	0.1	-	-	-	-	0.3	2.3
<i>Item 25070 Subject A01c</i>	<i>N</i> 2150	982	1088	1285	249	358	512	792	487	1726	369	1109	505	191	276	43
D15: When (if ever) did you FIRST inject any drug with a needle (without doctor's orders)																
8. Never	98.6	97.9	99.2	98.1	99.4	97.8	98.4	98.7	99.2	98.9	96.6	100.0	100.0	98.7	97.2	47.3
1. Grade 6 or below	0.3	0.4	0.3	0.4	0.4	-	1.2	0.1	-	0.2	1.2	-	-	-	0.6	10.2
2. Grade 7	0.2	0.3	0.2	0.2	-	0.3	-	0.2	0.5	0.2	0.6	-	-	-	0.3	11.1
3. Grade 8	0.2	0.3	0.1	0.3	-	0.8	-	0.1	-	0.1	0.8	-	-	-	-	10.8
4. Grade 9	0.3	0.5	-	0.4	-	0.8	0.2	0.2	-	0.2	0.5	-	-	0.3	0.8	7.6
5. Grade 10	0.1	0.1	0.2	0.1	-	-	0.2	0.3	-	0.2	-	-	-	-	0.6	4.1
6. Grade 11	0.3	0.4	0.1	0.4	-	0.4	-	0.3	0.4	0.2	0.5	-	-	0.8	0.4	8.9
7. Grade 12	*	-	*	-	0.1	-	0.1	-	-	*	-	-	-	0.2	-	-
<i>Item 25680 Subject A01g</i>	<i>N</i> 2141	969	1090	1284	246	356	513	789	483	1720	363	1115	502	187	272	37
D16: When (if ever) did you FIRST do each of the following things?																
D16A: Smoke your first cigarette																
8. Never	59.6	56.8	61.3	56.1	72.5	61.4	61.2	55.0	64.3	62.5	45.3	86.1	38.4	33.7	15.4	-
1. Grade 6 or below	5.8	7.3	4.4	5.7	6.7	4.2	4.3	8.4	4.1	5.0	9.8	1.8	7.0	6.4	13.1	48.8
2. Grade 7	5.0	5.0	4.9	5.3	3.9	5.9	5.8	5.1	3.4	4.2	8.9	1.9	6.9	8.3	10.8	12.5
3. Grade 8	5.7	5.7	5.8	6.3	3.0	6.7	5.1	6.1	5.1	4.6	11.1	1.6	8.0	8.3	15.1	18.5
4. Grade 9 (Freshman)	7.0	6.6	7.9	7.7	3.8	7.3	6.8	8.1	5.3	7.2	6.4	1.7	12.1	11.5	16.1	10.1
5. Grade 10 (Sophomore)	7.5	9.4	6.0	8.6	2.7	7.0	7.0	7.9	7.7	7.2	8.4	2.2	13.1	16.7	14.1	1.9
6. Grade 11 (Junior)	6.2	6.4	6.0	6.2	6.2	4.4	7.2	6.3	6.0	5.7	8.3	2.6	9.2	11.1	11.6	6.3
7. Grade 12 (Senior)	3.2	2.7	3.7	4.0	1.2	3.2	2.5	3.1	4.1	3.6	1.7	2.1	5.3	4.0	3.7	2.0
<i>Item 5575 Subject A01g</i>	<i>N</i> 2077	942	1062	1245	236	334	503	774	466	1687	336	1087	478	191	259	40
D16B: Smoke cigarettes on a daily basis																
8. Never	84.2	81.8	86.2	80.7	94.2	83.2	85.1	81.4	88.4	86.7	72.0	97.6	82.2	74.0	49.5	17.0
1. Grade 6 or below	0.9	1.4	0.5	1.0	0.4	0.2	1.0	1.7	-	0.7	1.9	0.2	0.7	0.8	1.9	13.2
2. Grade 7	1.0	0.8	1.0	1.4	0.3	1.4	1.3	0.7	0.9	0.6	2.8	-	0.5	0.8	3.3	19.0
3. Grade 8	1.5	1.0	1.9	1.5	-	1.5	1.3	2.0	0.7	1.2	2.1	0.3	1.0	0.5	6.6	6.5
4. Grade 9 (Freshman)	3.2	3.2	3.3	4.5	1.0	4.8	1.9	4.0	2.1	2.4	7.3	0.2	2.2	5.5	11.8	32.4
5. Grade 10 (Sophomore)	2.4	3.2	1.6	2.9	0.7	2.3	1.6	3.4	1.6	1.8	5.3	0.6	3.1	4.1	7.3	3.1
6. Grade 11 (Junior)	3.5	4.7	2.6	4.3	0.9	5.5	3.2	2.8	3.5	3.6	3.4	0.7	5.9	4.8	10.1	4.3
7. Grade 12 (Senior)	3.4	3.9	3.0	3.7	2.6	1.1	4.6	4.0	2.9	3.0	5.1	0.4	4.4	9.5	9.5	4.4
<i>Item 5570 Subject A01g</i>	<i>N</i> 2104	963	1063	1252	247	343	509	774	479	1694	353	1108	484	186	259	43
D16C: Try smokeless tobacco (snuff, plug or chewing tobacco)																
8. Never	82.0	69.6	93.2	76.4	95.3	81.6	75.0	84.2	86.4	83.7	73.7	94.5	76.3	76.3	55.9	22.0
1. Grade 6 or below	1.7	2.5	0.9	2.0	1.4	0.6	1.5	2.7	1.3	1.2	4.5	0.8	2.9	1.6	2.1	7.3
2. Grade 7	0.9	1.7	0.1	1.2	0.3	0.5	1.6	0.8	0.7	0.6	2.4	0.3	1.6	0.9	1.8	2.5
3. Grade 8	2.4	4.2	1.0	3.6	0.2	3.7	3.9	1.8	0.9	2.0	4.3	0.9	3.1	1.1	6.6	12.8
4. Grade 9 (Freshman)	3.3	6.1	0.9	4.6	1.4	3.5	4.6	3.5	1.3	3.1	4.4	0.9	3.5	2.7	9.1	27.6
5. Grade 10 (Sophomore)	3.0	5.3	1.0	4.4	0.6	3.5	4.1	1.7	3.5	3.1	2.8	0.6	3.1	8.1	8.5	6.0
6. Grade 11 (Junior)	3.7	5.8	1.8	4.6	0.4	3.8	5.8	2.8	2.9	3.5	4.6	1.0	3.8	5.9	12.4	5.5
7. Grade 12 (Senior)	2.9	4.8	1.1	3.2	0.3	2.6	3.5	2.5	3.1	2.9	3.3	0.9	5.8	3.4	3.6	16.4
<i>Item 5576 Subject A01g</i>	<i>N</i> 2153	989	1085	1283	255	357	520	792	483	1730	364	1114	502	191	275	43
D17: In the future, do you think that you will . . .																
D17A: Smoke cigarettes?																
1. Definitely will	5.6	7.7	3.6	6.2	5.2	5.2	5.8	5.9	5.2	4.3	11.5	5.6	3.8	2.9	7.4	22.8
2. Probably will	8.8	10.0	7.8	9.0	4.3	12.8	6.9	9.6	6.7	7.7	14.2	3.0	9.6	14.7	19.8	44.4
3. Don't know	7.7	6.7	8.9	8.2	3.2	7.0	5.9	8.3	9.3	7.5	9.2	4.4	8.2	6.4	21.6	9.6
4. Probably won't	12.5	13.3	12.0	12.1	10.8	13.1	11.3	12.6	13.0	12.2	13.8	9.4	14.9	19.8	15.8	10.0
5. Definitely won't	65.4	62.4	67.7	64.6	76.5	61.9	70.1	63.5	65.8	68.4	51.2	77.5	63.6	56.2	35.4	13.1
<i>Item 24440 Subject A04a</i>	<i>N</i> 2154	987	1088	1282	255	355	520	791	488	1735	360	1113	502	190	279	43

QUESTIONNAIRE FORM 6 2010	TOTAL	SEX		RACE		REGION				COLLEGE PLANS?		ILLICIT DRUG USE: LIFETIME					
		M	F	White	Black	NE	NC	S	W	Yes	No	None	Mari- juana Only	Few Pills	More Pills	Any Her- oin	
<i>N (Weighted No. of Cases):</i>	2521	1142	1240	1414	324	477	554	946	543	1921	425	1254	608	211	322	53	
<i>% of Weighted Total:</i>	100.0	45.3	49.2	56.1	12.8	18.9	22.0	37.5	21.5	76.2	16.9	49.7	24.1	8.4	12.8	2.1	
D17B: Drink alcoholic beverages?																	
1. Definitely will	30.3	33.4	27.8	36.2	22.8	38.3	35.1	25.2	27.6	30.1	31.3	21.1	34.6	37.2	50.3	58.5	
2. Probably will	33.7	29.6	38.3	31.6	31.4	28.4	34.0	35.6	34.0	33.5	35.1	29.1	39.6	43.9	35.1	29.9	
3. Don't know	12.3	12.1	12.4	10.9	12.2	11.8	11.0	13.7	11.9	12.4	12.4	14.2	14.1	8.8	5.9	5.5	
4. Probably won't	5.6	5.3	5.8	4.8	7.1	5.4	6.1	5.3	5.6	5.4	5.7	7.5	4.2	1.4	3.6	3.4	
5. Definitely won't	18.1	19.6	15.8	16.4	26.5	16.1	13.9	20.1	21.0	18.6	15.5	28.1	7.4	8.7	5.2	2.7	
<i>Item 24450 Subject A04a</i>	<i>N</i>	<i>2153</i>	<i>988</i>	<i>1086</i>	<i>1279</i>	<i>255</i>	<i>353</i>	<i>520</i>	<i>790</i>	<i>489</i>	<i>1734</i>	<i>360</i>	<i>1112</i>	<i>502</i>	<i>190</i>	<i>278</i>	<i>43</i>
D17C: Try or use marijuana?																	
1. Definitely will	12.6	16.3	9.3	13.0	14.2	17.8	10.6	11.9	12.1	11.0	20.1	5.2	13.0	19.3	30.7	50.0	
2. Probably will	14.5	14.6	14.2	13.8	13.0	17.9	11.1	14.4	15.7	14.5	13.5	4.3	25.8	22.3	27.8	21.7	
3. Don't know	12.6	12.8	12.5	12.4	13.0	13.5	10.9	11.8	15.0	12.2	14.3	7.7	19.6	14.6	17.4	10.4	
4. Probably won't	9.4	10.2	9.0	10.3	8.4	9.8	11.5	8.4	8.7	10.3	6.2	8.3	12.4	13.1	7.8	-	
5. Definitely won't	50.9	46.1	55.0	50.6	51.4	41.0	55.8	53.6	48.5	52.0	45.9	74.5	29.2	30.6	16.3	17.8	
<i>Item 24460 Subject A04a</i>	<i>N</i>	<i>2152</i>	<i>988</i>	<i>1085</i>	<i>1281</i>	<i>254</i>	<i>353</i>	<i>521</i>	<i>790</i>	<i>488</i>	<i>1733</i>	<i>361</i>	<i>1111</i>	<i>501</i>	<i>190</i>	<i>281</i>	<i>43</i>
D17D: Try or use "crack" cocaine?																	
1. Definitely will	4.9	6.1	3.5	4.8	6.1	5.1	3.7	5.1	5.6	3.6	10.8	4.8	3.6	3.8	4.7	26.3	
2. Probably will	0.7	0.6	0.8	0.6	1.4	1.2	-	0.8	0.8	0.8	0.3	0.2	0.1	0.5	1.7	9.9	
3. Don't know	2.6	3.1	2.4	2.2	0.6	4.0	1.6	2.2	3.6	2.8	2.1	1.7	1.7	2.5	7.0	10.4	
4. Probably won't	3.4	3.8	3.0	3.3	3.0	4.1	4.3	2.1	3.9	3.0	5.7	2.1	1.1	5.5	9.2	11.8	
5. Definitely won't	88.5	86.5	90.4	89.2	88.9	85.5	90.5	89.9	86.1	89.9	81.1	91.2	93.5	87.7	77.4	41.6	
<i>Item 24470 Subject A04a</i>	<i>N</i>	<i>2149</i>	<i>988</i>	<i>1082</i>	<i>1279</i>	<i>256</i>	<i>351</i>	<i>520</i>	<i>789</i>	<i>489</i>	<i>1729</i>	<i>361</i>	<i>1108</i>	<i>501</i>	<i>190</i>	<i>279</i>	<i>43</i>
D17E: Try or use cocaine in powder form?																	
1. Definitely will	5.0	6.2	3.6	4.9	6.5	5.5	3.4	5.2	5.8	3.6	11.1	4.7	3.5	3.8	5.9	26.3	
2. Probably will	1.5	1.8	1.3	1.7	1.0	2.5	0.7	1.3	1.7	1.4	1.9	0.1	0.2	0.7	7.0	17.6	
3. Don't know	3.2	4.2	2.5	2.9	0.6	4.5	2.7	2.6	3.8	3.2	3.6	1.9	1.8	2.7	10.3	12.4	
4. Probably won't	3.6	4.1	3.1	3.6	2.7	5.1	4.0	2.4	4.0	3.5	4.5	2.2	1.4	5.2	10.2	9.7	
5. Definitely won't	86.8	83.7	89.6	86.9	89.3	82.4	89.1	88.4	84.7	88.3	78.9	91.1	93.1	87.6	66.6	34.0	
<i>Item 24480 Subject A04a</i>	<i>N</i>	<i>2152</i>	<i>988</i>	<i>1084</i>	<i>1279</i>	<i>256</i>	<i>353</i>	<i>519</i>	<i>791</i>	<i>488</i>	<i>1733</i>	<i>360</i>	<i>1111</i>	<i>502</i>	<i>190</i>	<i>279</i>	<i>43</i>
D17F: Try or use any other illegal drugs?																	
1. Definitely will	6.6	8.1	5.0	6.7	6.7	7.2	5.2	6.6	7.5	4.9	14.3	4.5	3.9	8.1	12.3	44.4	
2. Probably will	3.5	4.5	2.6	3.6	2.2	4.3	2.5	4.1	2.8	3.5	3.6	0.5	1.5	5.4	15.4	18.2	
3. Don't know	6.7	7.2	5.9	6.8	2.3	8.4	4.8	6.4	8.2	7.1	5.4	2.4	5.6	13.5	21.5	9.7	
4. Probably won't	5.0	5.4	4.5	5.2	1.9	7.0	5.2	3.4	5.8	4.6	5.9	3.3	3.9	9.4	10.2	1.8	
5. Definitely won't	78.3	74.8	82.0	77.8	86.8	73.1	82.4	79.5	75.7	79.9	70.8	89.4	85.2	63.6	40.5	25.8	
<i>Item 24490 Subject A04a</i>	<i>N</i>	<i>2149</i>	<i>989</i>	<i>1081</i>	<i>1278</i>	<i>256</i>	<i>351</i>	<i>521</i>	<i>790</i>	<i>487</i>	<i>1729</i>	<i>361</i>	<i>1109</i>	<i>500</i>	<i>190</i>	<i>279</i>	<i>43</i>
D18: How do you think your CLOSE FRIENDS feel (or would feel) about YOU doing each of the following things?																	
D18A: Smoking cigarettes occasionally																	
1. Don't disapprove	30.5	37.6	24.2	33.2	22.8	32.2	30.2	31.9	27.2	27.2	46.9	18.1	33.7	41.8	61.7	69.3	
2. Disapprove	31.5	27.8	34.6	31.0	27.2	34.5	31.9	28.9	33.2	32.3	26.1	31.6	35.7	35.0	23.1	24.5	
3. Strongly disapprove	38.0	34.6	41.1	35.7	49.9	33.3	37.9	39.2	39.6	40.5	26.9	50.3	30.6	23.2	15.3	6.2	
<i>Item 30380 Subject A12b</i>	<i>N</i>	<i>2120</i>	<i>970</i>	<i>1071</i>	<i>1263</i>	<i>249</i>	<i>347</i>	<i>510</i>	<i>778</i>	<i>484</i>	<i>1714</i>	<i>351</i>	<i>1105</i>	<i>489</i>	<i>188</i>	<i>274</i>	<i>36</i>
D18B: Smoking cigarettes every day																	
1. Don't disapprove	19.8	26.6	13.2	21.8	19.9	21.8	18.3	22.3	15.8	15.8	38.3	10.9	20.3	26.1	44.4	55.6	
2. Disapprove	26.7	25.5	27.6	25.3	20.8	28.3	26.9	26.0	26.6	27.0	25.3	23.8	30.1	29.6	30.9	28.3	
3. Strongly disapprove	53.5	47.9	59.2	52.9	59.2	49.9	54.8	51.7	57.6	57.2	36.5	65.2	49.6	44.3	24.6	16.1	
<i>Item 30390 Subject A12b</i>	<i>N</i>	<i>2120</i>	<i>972</i>	<i>1070</i>	<i>1264</i>	<i>248</i>	<i>348</i>	<i>510</i>	<i>775</i>	<i>487</i>	<i>1714</i>	<i>352</i>	<i>1103</i>	<i>490</i>	<i>188</i>	<i>275</i>	<i>37</i>
D18C: Smoking one or more packs of cigarettes per day																	
1. Don't disapprove	14.9	20.7	9.3	16.2	17.9	17.4	12.1	16.8	12.8	11.0	32.8	8.5	15.7	17.2	31.0	55.5	
2. Disapprove	20.9	22.0	19.5	20.3	19.4	20.6	21.2	21.0	20.5	20.0	24.8	17.9	22.9	26.6	25.0	21.4	
3. Strongly disapprove	64.2	57.3	71.2	63.5	62.8	62.0	66.7	62.1	66.6	68.9	42.4	73.6	61.3	56.2	44.0	23.2	
<i>Item 11470 Subject A12b</i>	<i>N</i>	<i>2123</i>	<i>971</i>	<i>1074</i>	<i>1269</i>	<i>248</i>	<i>348</i>	<i>514</i>	<i>776</i>	<i>486</i>	<i>1715</i>	<i>354</i>	<i>1104</i>	<i>489</i>	<i>188</i>	<i>275</i>	<i>40</i>

DESCRIPTIVE RESULTS: 2010

247

QUESTIONNAIRE FORM 6 2010	TOTAL	SEX		RACE		REGION				COLLEGE PLANS?		ILLICIT DRUG USE: LIFETIME				
		M	F	White	Black	NE	NC	S	W	Yes	No	None	Mari- juana Only	Few Pills	More Pills	Any Her- oin
<i>N (Weighted No. of Cases):</i>	2521	1142	1240	1414	324	477	554	946	543	1921	425	1254	608	211	322	53
<i>% of Weighted Total:</i>	100.0	45.3	49.2	56.1	12.8	18.9	22.0	37.5	21.5	76.2	16.9	49.7	24.1	8.4	12.8	2.1
D18D: Using smokeless tobacco occasionally																
1. Don't disapprove	21.6	33.8	10.4	25.0	16.3	21.4	26.5	20.0	18.9	18.7	35.1	12.5	25.7	27.2	41.7	60.4
2. Disapprove	27.6	26.4	28.7	28.4	22.4	31.9	26.5	27.2	26.4	27.4	28.8	26.6	28.3	31.3	29.6	20.8
3. Strongly disapprove	50.8	39.8	60.9	46.6	61.3	46.7	46.9	52.8	54.8	53.9	36.1	60.8	46.0	41.5	28.8	18.8
<i>Item 30400 Subject A12b</i>	<i>N 2113</i>	<i>965</i>	<i>1070</i>	<i>1263</i>	<i>246</i>	<i>347</i>	<i>512</i>	<i>769</i>	<i>486</i>	<i>1707</i>	<i>351</i>	<i>1100</i>	<i>491</i>	<i>188</i>	<i>271</i>	<i>37</i>
D18E: Using smokeless tobacco every day																
1. Don't disapprove	18.0	29.4	7.6	20.3	17.5	18.3	20.3	18.4	14.8	14.7	33.9	10.4	20.4	21.7	35.9	62.6
2. Disapprove	24.4	24.9	24.0	24.9	20.2	28.4	24.0	23.0	24.3	23.9	26.7	21.5	28.2	28.1	27.9	20.1
3. Strongly disapprove	57.5	45.7	68.4	54.8	62.3	53.3	55.7	58.5	60.9	61.4	39.4	68.2	51.4	50.2	36.2	17.4
<i>Item 30410 Subject A12b</i>	<i>N 2109</i>	<i>965</i>	<i>1066</i>	<i>1262</i>	<i>245</i>	<i>346</i>	<i>508</i>	<i>770</i>	<i>486</i>	<i>1705</i>	<i>349</i>	<i>1099</i>	<i>490</i>	<i>188</i>	<i>268</i>	<i>37</i>
D18F: Using smokeless tobacco several times per day																
1. Don't disapprove	15.8	25.4	6.9	18.0	15.2	14.9	17.0	17.0	13.4	12.5	31.1	9.2	17.3	19.1	31.3	60.4
2. Disapprove	21.6	21.9	21.3	21.0	21.4	25.4	20.4	21.8	19.8	21.0	24.6	18.4	24.5	27.4	25.1	22.2
3. Strongly disapprove	62.6	52.6	71.9	61.0	63.4	59.6	62.6	61.2	66.8	66.4	44.3	72.4	58.2	53.5	43.7	17.4
<i>Item 30420 Subject A12b</i>	<i>N 2110</i>	<i>966</i>	<i>1065</i>	<i>1260</i>	<i>248</i>	<i>346</i>	<i>509</i>	<i>770</i>	<i>485</i>	<i>1708</i>	<i>349</i>	<i>1102</i>	<i>489</i>	<i>186</i>	<i>271</i>	<i>37</i>
D18G: Trying marijuana once or twice																
1. Don't disapprove	42.9	48.2	38.2	44.2	43.7	54.3	39.1	39.2	44.7	41.9	47.3	22.0	61.6	67.3	73.3	72.8
2. Disapprove	21.0	19.7	22.4	21.5	16.1	20.3	21.2	20.7	21.9	20.8	20.8	24.2	19.4	15.7	14.8	19.0
3. Strongly disapprove	36.1	32.0	39.4	34.3	40.2	25.4	39.7	40.1	33.4	37.3	31.9	53.8	19.0	17.0	11.9	8.2
<i>Item 11480 Subject A12b</i>	<i>N 2118</i>	<i>970</i>	<i>1069</i>	<i>1266</i>	<i>247</i>	<i>348</i>	<i>512</i>	<i>772</i>	<i>486</i>	<i>1712</i>	<i>351</i>	<i>1102</i>	<i>487</i>	<i>188</i>	<i>276</i>	<i>37</i>
D18H: Smoking marijuana occasionally																
1. Don't disapprove	34.1	39.8	28.9	34.6	39.0	43.7	29.4	30.6	37.8	32.6	40.3	14.8	49.1	53.9	66.9	72.8
2. Disapprove	21.7	20.7	22.3	21.9	19.2	23.1	19.7	24.1	18.8	21.5	21.8	21.7	23.3	22.4	18.0	19.0
3. Strongly disapprove	44.2	39.5	48.8	43.4	41.8	33.1	50.9	45.2	43.5	45.9	37.9	63.5	27.6	23.7	15.0	8.2
<i>Item 11490 Subject A12b</i>	<i>N 2118</i>	<i>969</i>	<i>1069</i>	<i>1265</i>	<i>246</i>	<i>348</i>	<i>511</i>	<i>773</i>	<i>486</i>	<i>1713</i>	<i>350</i>	<i>1102</i>	<i>489</i>	<i>188</i>	<i>274</i>	<i>37</i>
D18I: Smoking marijuana regularly																
1. Don't disapprove	22.0	29.7	15.3	21.3	31.9	27.7	19.9	20.8	22.2	19.3	32.7	9.1	26.6	34.0	49.9	69.2
2. Disapprove	23.6	22.9	24.0	24.5	17.4	27.0	20.0	24.5	23.7	23.5	24.2	18.5	30.7	28.9	29.2	17.7
3. Strongly disapprove	54.3	47.4	60.7	54.1	50.7	45.3	60.2	54.7	54.1	57.2	43.1	72.4	42.7	37.1	20.9	13.1
<i>Item 11500 Subject A12b</i>	<i>N 2114</i>	<i>967</i>	<i>1070</i>	<i>1263</i>	<i>244</i>	<i>348</i>	<i>513</i>	<i>768</i>	<i>485</i>	<i>1708</i>	<i>351</i>	<i>1099</i>	<i>486</i>	<i>186</i>	<i>276</i>	<i>40</i>
D18J: Trying "crack" cocaine once or twice																
1. Don't disapprove	6.9	9.6	4.1	6.8	9.8	8.7	5.7	6.4	7.7	5.4	12.3	5.9	4.7	7.1	9.0	42.2
2. Disapprove	14.7	15.3	14.3	15.3	7.8	18.1	14.8	13.9	13.3	14.0	18.2	13.8	9.5	16.2	23.7	26.1
3. Strongly disapprove	78.4	75.1	81.6	77.8	82.4	73.2	79.5	79.7	79.0	80.6	69.4	80.2	85.8	76.7	67.2	31.7
<i>Item 23940 Subject A12b</i>	<i>N 2152</i>	<i>984</i>	<i>1086</i>	<i>1284</i>	<i>253</i>	<i>352</i>	<i>519</i>	<i>788</i>	<i>493</i>	<i>1728</i>	<i>359</i>	<i>1122</i>	<i>489</i>	<i>188</i>	<i>278</i>	<i>41</i>
D18K: Taking "crack" cocaine occasionally																
1. Don't disapprove	5.3	7.5	2.7	5.0	8.4	7.4	3.5	5.3	5.6	3.7	11.0	4.9	4.1	4.0	4.7	36.5
2. Disapprove	12.7	13.7	11.9	12.9	8.2	13.0	13.5	12.8	11.6	11.9	16.5	11.8	8.2	12.8	21.9	23.6
3. Strongly disapprove	82.0	78.8	85.4	82.1	83.5	79.6	83.0	81.8	82.8	84.5	72.5	83.3	87.8	83.2	73.3	39.8
<i>Item 23950 Subject A12b</i>	<i>N 2150</i>	<i>985</i>	<i>1083</i>	<i>1282</i>	<i>252</i>	<i>352</i>	<i>518</i>	<i>787</i>	<i>493</i>	<i>1729</i>	<i>357</i>	<i>1121</i>	<i>488</i>	<i>187</i>	<i>278</i>	<i>41</i>
D18L: Trying cocaine powder once or twice																
1. Don't disapprove	7.2	10.3	4.0	7.2	9.7	9.9	5.4	6.4	8.6	5.5	13.5	5.5	4.8	6.6	13.1	43.7
2. Disapprove	14.3	15.7	13.1	15.4	7.9	16.8	14.6	14.0	12.9	13.5	18.2	12.4	9.3	15.9	27.5	27.8
3. Strongly disapprove	78.4	74.0	82.9	77.5	82.4	73.3	80.0	79.7	78.6	81.0	68.3	82.2	85.8	77.5	59.5	28.5
<i>Item 23960 Subject A12b</i>	<i>N 2150</i>	<i>985</i>	<i>1083</i>	<i>1283</i>	<i>251</i>	<i>351</i>	<i>519</i>	<i>789</i>	<i>492</i>	<i>1728</i>	<i>358</i>	<i>1119</i>	<i>491</i>	<i>187</i>	<i>279</i>	<i>41</i>
D18M: Taking cocaine powder occasionally																
1. Don't disapprove	5.7	7.8	3.3	5.9	8.1	8.4	3.8	5.4	6.3	4.0	12.1	4.8	4.2	4.3	7.7	42.6
2. Disapprove	13.1	15.2	11.4	13.4	9.5	14.2	13.3	13.2	12.1	12.1	17.6	11.5	8.8	13.2	24.3	26.1
3. Strongly disapprove	81.1	76.9	85.4	80.7	82.5	77.4	82.9	81.3	81.6	83.8	70.3	83.6	87.0	82.5	68.0	31.3
<i>Item 23970 Subject A12b</i>	<i>N 2131</i>	<i>981</i>	<i>1067</i>	<i>1269</i>	<i>250</i>	<i>348</i>	<i>512</i>	<i>783</i>	<i>487</i>	<i>1715</i>	<i>353</i>	<i>1117</i>	<i>484</i>	<i>179</i>	<i>278</i>	<i>38</i>

MONITORING THE FUTURE

QUESTIONNAIRE FORM 6 2010	TOTAL	SEX		RACE		REGION				COLLEGE PLANS?		ILLICIT DRUG USE: LIFETIME				
		M	F	White	Black	NE	NC	S	W	Yes	No	None	Mari- juana Only	Few Pills	More Pills	Any Her- oin
<i>N (Weighted No. of Cases):</i>	2521	1142	1240	1414	324	477	554	946	543	1921	425	1254	608	211	322	53
<i>% of Weighted Total:</i>	100.0	45.3	49.2	56.1	12.8	18.9	22.0	37.5	21.5	76.2	16.9	49.7	24.1	8.4	12.8	2.1
D18N: Taking one or two drinks nearly every day																
1. Don't disapprove	24.7	29.5	19.6	25.6	21.1	28.0	24.7	25.0	22.1	22.3	35.6	16.4	27.9	35.0	40.4	60.5
2. Disapprove	28.2	29.6	27.8	30.5	18.2	32.2	26.3	26.4	30.4	29.1	25.3	26.1	30.0	33.2	31.6	21.1
3. Strongly disapprove	47.0	40.9	52.6	43.9	60.6	39.8	49.0	48.6	47.5	48.6	39.0	57.5	42.1	31.8	28.1	18.5
<i>Item 11530 Subject A12b</i>	<i>N 2151</i>	<i>984</i>	<i>1085</i>	<i>1282</i>	<i>253</i>	<i>353</i>	<i>517</i>	<i>791</i>	<i>491</i>	<i>1729</i>	<i>357</i>	<i>1121</i>	<i>489</i>	<i>186</i>	<i>279</i>	<i>41</i>
D18O: Taking four or five drinks nearly every day																
1. Don't disapprove	14.7	20.2	9.2	15.1	14.9	16.2	12.8	15.4	14.7	12.1	25.3	9.7	15.8	16.9	24.1	60.2
2. Disapprove	24.0	24.6	23.5	24.6	16.3	27.0	23.9	24.7	20.9	23.7	26.2	19.6	24.9	37.0	31.9	19.9
3. Strongly disapprove	61.3	55.2	67.3	60.3	68.8	56.8	63.3	59.9	64.5	64.2	48.5	70.7	59.3	46.2	44.0	19.9
<i>Item 11540 Subject A12b</i>	<i>N 2144</i>	<i>983</i>	<i>1078</i>	<i>1279</i>	<i>250</i>	<i>348</i>	<i>515</i>	<i>788</i>	<i>492</i>	<i>1723</i>	<i>356</i>	<i>1120</i>	<i>484</i>	<i>186</i>	<i>278</i>	<i>41</i>
D18P: Having five or more drinks once or twice each weekend																
1. Don't disapprove	34.1	39.2	29.4	38.0	24.6	41.1	33.4	32.5	32.1	32.4	41.7	21.4	39.3	50.4	59.6	70.9
2. Disapprove	21.1	18.6	23.2	21.0	16.2	19.8	21.4	22.5	19.5	20.9	21.5	19.3	25.6	24.7	18.9	13.6
3. Strongly disapprove	44.8	42.2	47.5	41.0	59.2	39.1	45.2	45.0	48.3	46.7	36.8	59.4	35.1	24.9	21.6	15.5
<i>Item 11550 Subject A12b</i>	<i>N 2144</i>	<i>983</i>	<i>1078</i>	<i>1277</i>	<i>250</i>	<i>351</i>	<i>515</i>	<i>788</i>	<i>489</i>	<i>1725</i>	<i>355</i>	<i>1119</i>	<i>489</i>	<i>186</i>	<i>278</i>	<i>38</i>
D18Q: Driving a car after having 1-2 drinks																
1. Don't disapprove	15.8	22.5	9.4	17.3	13.3	20.6	15.7	14.1	15.4	13.2	26.1	8.7	13.9	25.9	32.9	60.8
2. Disapprove	26.2	26.8	26.2	27.3	21.5	26.4	26.9	26.5	24.8	26.3	26.7	22.9	28.6	32.5	33.3	9.9
3. Strongly disapprove	58.0	50.7	64.4	55.5	65.2	53.0	57.3	59.4	59.9	60.6	47.3	68.3	57.5	41.6	33.8	29.3
<i>Item 11551 Subject A12b</i>	<i>N 2145</i>	<i>981</i>	<i>1080</i>	<i>1281</i>	<i>250</i>	<i>348</i>	<i>518</i>	<i>788</i>	<i>492</i>	<i>1724</i>	<i>356</i>	<i>1120</i>	<i>489</i>	<i>185</i>	<i>277</i>	<i>41</i>
D18R: Driving a car after having 5 or more drinks																
1. Don't disapprove	6.5	9.3	3.1	6.8	8.5	8.7	6.0	6.1	6.0	4.1	16.6	4.7	5.8	3.4	9.1	50.4
2. Disapprove	13.0	16.5	10.1	13.8	8.0	13.1	13.3	13.5	11.9	12.3	15.6	10.5	10.5	14.8	26.5	8.5
3. Strongly disapprove	80.5	74.2	86.9	79.4	83.5	78.3	80.7	80.4	82.1	83.6	67.7	84.7	83.7	81.8	64.4	41.1
<i>Item 11552 Subject A12b</i>	<i>N 2143</i>	<i>979</i>	<i>1081</i>	<i>1281</i>	<i>249</i>	<i>349</i>	<i>516</i>	<i>786</i>	<i>492</i>	<i>1723</i>	<i>356</i>	<i>1118</i>	<i>488</i>	<i>185</i>	<i>277</i>	<i>41</i>
D19: How many of your friends would you estimate . . .																
D19A: Smoke cigarettes?																
1. None	27.3	24.9	28.9	24.2	41.9	23.7	27.8	27.4	29.1	28.1	23.0	37.5	20.4	16.2	7.1	13.9
2. A few	36.9	35.4	39.2	37.0	34.3	38.4	37.6	35.1	38.0	38.8	29.6	40.5	40.9	30.8	23.8	21.0
3. Some	23.6	26.5	20.4	24.6	14.7	22.2	22.5	24.1	24.9	23.0	26.0	17.5	26.0	39.5	35.5	13.2
4. Most	10.4	11.7	9.4	12.4	5.4	12.4	10.5	11.6	6.8	9.0	16.6	3.8	11.4	11.4	29.7	37.9
5. All	1.9	1.6	2.1	1.7	3.7	3.2	1.6	1.9	1.2	1.1	4.9	0.8	1.4	2.1	3.9	14.1
<i>Item 7070 Subject A02a</i>	<i>N 2149</i>	<i>982</i>	<i>1083</i>	<i>1283</i>	<i>250</i>	<i>355</i>	<i>520</i>	<i>784</i>	<i>490</i>	<i>1719</i>	<i>358</i>	<i>1119</i>	<i>489</i>	<i>186</i>	<i>280</i>	<i>41</i>
D19B: Smoke marijuana or hashish?																
1. None	25.8	22.7	27.7	26.6	31.3	18.1	30.2	29.9	19.8	25.1	28.3	39.8	11.2	7.8	7.4	13.4
2. A few	30.8	29.1	32.4	30.6	24.7	27.1	32.6	29.5	33.5	31.9	27.3	37.0	27.3	35.6	13.7	5.2
3. Some	23.9	26.4	22.1	23.9	17.5	26.1	20.7	23.0	27.2	25.2	17.7	17.5	31.5	30.7	33.6	11.5
4. Most	15.8	16.5	15.3	15.5	18.3	23.6	12.5	13.7	17.0	14.9	19.8	4.8	26.3	17.3	36.6	42.7
5. All	3.8	5.2	2.6	3.4	8.2	5.1	4.0	4.0	2.4	2.9	6.9	0.9	3.8	8.6	8.6	27.2
<i>Item 7080 Subject A02a</i>	<i>N 2144</i>	<i>983</i>	<i>1078</i>	<i>1280</i>	<i>250</i>	<i>353</i>	<i>519</i>	<i>785</i>	<i>487</i>	<i>1718</i>	<i>356</i>	<i>1119</i>	<i>494</i>	<i>186</i>	<i>274</i>	<i>41</i>
D19C: Take "crack" cocaine?																
1. None	84.6	86.1	83.5	85.1	89.7	83.3	86.2	87.2	79.8	84.6	85.6	87.1	87.2	85.6	75.7	45.3
2. A few	11.9	10.6	13.2	12.1	6.5	14.8	10.8	9.2	15.5	12.4	9.2	10.6	11.3	11.2	16.9	32.4
3. Some	2.4	2.0	2.6	2.2	1.6	0.8	2.5	2.3	3.6	2.3	2.7	1.8	0.8	2.8	5.8	11.0
4. Most	0.5	0.9	0.1	0.5	0.4	0.5	0.2	0.4	0.9	0.2	1.8	*	0.3	0.3	0.8	8.7
5. All	0.6	0.5	0.6	0.2	1.8	0.5	0.3	1.0	0.3	0.5	0.7	0.5	0.4	-	0.9	2.6
<i>Item 7151 Subject A02a</i>	<i>N 2142</i>	<i>979</i>	<i>1081</i>	<i>1282</i>	<i>249</i>	<i>352</i>	<i>518</i>	<i>782</i>	<i>491</i>	<i>1718</i>	<i>355</i>	<i>1117</i>	<i>491</i>	<i>186</i>	<i>272</i>	<i>42</i>

*= \leq .05 percent.

DESCRIPTIVE RESULTS: 2010

249

QUESTIONNAIRE FORM 6 2010	TOTAL	SEX		RACE		REGION				COLLEGE PLANS?		ILLICIT DRUG USE: LIFETIME				
		M	F	White	Black	NE	NC	S	W	Yes	No	None	Mari- juana Only	Few Pills	More Pills	Any Her- oin
<i>N (Weighted No. of Cases):</i>	2521	1142	1240	1414	324	477	554	946	543	1921	425	1254	608	211	322	53
<i>% of Weighted Total:</i>	100.0	45.3	49.2	56.1	12.8	18.9	22.0	37.5	21.5	76.2	16.9	49.7	24.1	8.4	12.8	2.1
D19D: Take cocaine in powder form?																
1. None	82.4	81.8	83.2	83.1	89.6	80.3	85.7	83.3	79.2	83.0	80.3	88.7	85.9	75.5	63.2	31.2
2. A few	14.3	14.4	14.4	14.0	6.5	17.3	11.7	12.6	17.4	14.7	12.7	9.5	12.3	22.2	29.0	39.6
3. Some	2.3	2.7	1.7	2.2	1.6	1.5	1.9	2.8	2.7	1.7	4.9	1.3	1.3	1.8	6.2	17.8
4. Most	0.4	0.7	0.1	0.4	0.6	0.3	0.5	0.4	0.4	0.2	1.4	-	-	0.5	0.8	8.7
5. All	0.6	0.5	0.6	0.3	1.8	0.5	0.3	1.0	0.3	0.5	0.7	0.5	0.4	-	0.9	2.6
<i>Item 23990 Subject A02a</i>	<i>N 2140</i>	<i>979</i>	<i>1079</i>	<i>1279</i>	<i>249</i>	<i>350</i>	<i>518</i>	<i>781</i>	<i>491</i>	<i>1717</i>	<i>355</i>	<i>1118</i>	<i>488</i>	<i>184</i>	<i>275</i>	<i>42</i>
D19E: Use inhalants (sniff glue, aerosols, laughing gas, etc.)?																
1. None	83.0	81.3	84.7	83.2	88.9	82.4	86.4	86.0	74.9	82.6	85.8	85.7	86.7	81.2	72.3	46.8
2. A few	12.5	13.6	11.4	12.8	7.4	14.8	10.9	9.1	17.9	13.3	8.5	10.7	11.2	13.8	19.5	27.6
3. Some	3.2	3.4	3.0	3.0	1.2	1.5	1.8	3.6	5.2	3.1	3.2	2.8	1.4	3.5	6.3	12.5
4. Most	0.7	1.2	0.3	0.6	0.4	0.5	0.6	0.4	1.6	0.5	1.9	0.4	0.3	1.5	0.9	8.6
5. All	0.6	0.5	0.7	0.4	2.1	0.9	0.3	0.8	0.4	0.6	0.5	0.5	0.4	-	0.9	4.5
<i>Item 7180 Subject A02a</i>	<i>N 2142</i>	<i>981</i>	<i>1080</i>	<i>1280</i>	<i>248</i>	<i>351</i>	<i>519</i>	<i>781</i>	<i>491</i>	<i>1718</i>	<i>356</i>	<i>1117</i>	<i>490</i>	<i>186</i>	<i>274</i>	<i>42</i>
D19F: Take MDMA (ecstasy)?																
1. None	74.1	72.4	75.4	75.5	80.8	73.6	82.4	77.1	60.6	74.3	73.8	85.3	73.9	67.5	39.5	25.2
2. A few	17.9	18.1	18.2	17.8	11.5	19.2	13.9	15.3	25.4	18.9	13.4	11.6	19.1	25.9	35.4	34.1
3. Some	5.9	6.7	5.1	4.8	4.6	4.9	3.0	5.1	10.8	5.1	9.2	2.5	5.9	4.6	18.5	19.5
4. Most	1.3	1.9	0.8	1.1	1.2	0.8	0.3	1.2	3.0	1.1	2.6	0.1	0.9	2.0	4.4	13.0
5. All	0.8	1.0	0.6	0.7	1.9	1.5	0.4	1.2	0.1	0.6	0.9	0.5	0.2	-	2.2	8.3
<i>Item 23020 Subject A02a</i>	<i>N 2140</i>	<i>980</i>	<i>1079</i>	<i>1278</i>	<i>248</i>	<i>350</i>	<i>518</i>	<i>782</i>	<i>490</i>	<i>1716</i>	<i>356</i>	<i>1116</i>	<i>488</i>	<i>186</i>	<i>275</i>	<i>42</i>
D19G: Take crystal meth ("ice")?																
1. None	90.8	91.1	91.0	92.2	91.9	91.8	92.9	91.5	86.6	91.1	89.5	92.7	93.7	88.5	83.7	68.2
2. A few	7.0	6.4	7.3	6.0	4.8	6.5	5.6	5.9	10.4	7.2	6.2	6.1	5.8	9.0	9.9	18.6
3. Some	1.3	1.3	1.0	1.1	0.7	0.7	0.8	1.3	2.0	1.0	2.0	0.7	0.3	2.0	4.4	1.2
4. Most	0.4	0.6	0.1	0.4	0.7	0.5	0.3	0.4	0.4	0.2	1.3	-	0.1	0.3	0.5	9.2
5. All	0.6	0.5	0.6	0.3	1.9	0.5	0.4	0.8	0.5	0.5	0.9	0.5	0.2	0.2	1.4	2.8
<i>Item 24500 Subject A02a</i>	<i>N 2138</i>	<i>978</i>	<i>1077</i>	<i>1279</i>	<i>246</i>	<i>353</i>	<i>515</i>	<i>782</i>	<i>489</i>	<i>1717</i>	<i>353</i>	<i>1116</i>	<i>488</i>	<i>186</i>	<i>276</i>	<i>40</i>
D19H: Take steroids?																
1. None	83.6	80.4	86.4	82.5	87.5	83.2	84.3	84.8	81.0	82.9	87.0	86.0	85.3	77.6	76.7	73.9
2. A few	12.9	14.8	11.3	14.2	8.0	13.5	12.8	11.6	14.6	14.0	8.0	11.7	11.6	17.5	17.3	15.2
3. Some	1.8	2.6	1.0	1.7	1.0	1.6	1.5	1.6	2.4	1.8	1.5	1.5	1.5	3.5	2.6	-
4. Most	0.7	1.0	0.4	0.7	1.3	1.0	0.3	0.7	0.9	0.7	0.8	0.3	1.0	1.4	0.2	6.7
5. All	1.0	1.2	0.8	0.9	2.2	0.5	1.1	1.2	1.1	0.6	2.6	0.6	0.7	-	3.1	4.2
<i>Item 23030 Subject A02a</i>	<i>N 2134</i>	<i>978</i>	<i>1077</i>	<i>1275</i>	<i>247</i>	<i>352</i>	<i>512</i>	<i>782</i>	<i>489</i>	<i>1712</i>	<i>354</i>	<i>1115</i>	<i>486</i>	<i>187</i>	<i>275</i>	<i>39</i>
Lately there has been some attention paid to certain drugs.																
D20: During the LAST 12 MONTHS, on how many occasions (if any) have you . . .																
D20A: . . . taken GHB ("liquid G," "grievous bodily harm")																
1. 0 occasions	98.8	98.4	99.3	98.5	99.0	98.1	99.2	99.2	98.2	99.4	96.1	100.0	100.0	98.3	96.7	66.3
2. 1-2	0.4	0.5	0.3	0.5	0.4	0.6	-	0.4	0.7	0.3	1.1	-	-	0.5	1.2	11.0
3. 3-5	0.1	0.1	-	-	-	-	-	0.1	0.3	-	0.4	-	-	0.9	-	-
4. 6-9	0.2	-	0.2	0.2	0.1	0.2	0.1	-	0.5	0.2	-	-	-	0.2	0.6	2.9
5. 10-19	0.3	0.7	-	0.5	0.4	1.0	0.3	0.2	-	*	1.8	-	-	-	0.4	15.2
6. 20-39	-	-	-	-	-	-	-	-	-	-	-	-	-	-	-	-
7. 40 or more	0.2	0.3	0.2	0.3	-	-	0.4	0.1	0.4	0.1	0.6	-	-	-	1.1	4.7
<i>Item 31050 Subject A01b</i>	<i>N 2126</i>	<i>966</i>	<i>1080</i>	<i>1272</i>	<i>246</i>	<i>345</i>	<i>515</i>	<i>782</i>	<i>485</i>	<i>1706</i>	<i>356</i>	<i>1109</i>	<i>487</i>	<i>186</i>	<i>272</i>	<i>39</i>
D20B: . . . taken ketamine ("special K," "super K")																
1. 0 occasions	98.6	98.1	99.2	98.1	99.4	97.6	99.0	99.3	97.8	99.2	96.0	100.0	100.0	98.1	95.2	69.0
2. 1-2	0.5	0.6	0.3	0.6	-	1.3	0.4	0.1	0.7	0.3	1.3	-	-	1.7	2.5	0.7
3. 3-5	0.3	0.3	0.3	0.3	0.6	0.2	0.2	0.1	0.7	0.2	0.5	-	-	-	1.0	6.2
4. 6-9	0.3	0.5	-	0.4	-	1.0	-	0.3	-	*	1.3	-	-	0.2	-	13.4
5. 10-19	0.1	0.2	-	0.2	-	-	0.1	-	0.4	*	0.5	-	-	-	-	6.0
6. 20-39	-	-	-	-	-	-	-	-	-	-	-	-	-	-	-	-
7. 40 or more	0.2	0.3	0.2	0.3	-	-	0.3	0.2	0.4	0.1	0.5	-	-	-	1.2	4.7
<i>Item 31060 Subject A01b</i>	<i>N 2124</i>	<i>965</i>	<i>1080</i>	<i>1270</i>	<i>246</i>	<i>346</i>	<i>514</i>	<i>780</i>	<i>485</i>	<i>1708</i>	<i>354</i>	<i>1108</i>	<i>486</i>	<i>185</i>	<i>271</i>	<i>39</i>

QUESTIONNAIRE FORM 6 2010	TOTAL	SEX		RACE		REGION				COLLEGE PLANS?		ILLCIT DRUG USE: LIFETIME				
		M	F	White	Black	NE	NC	S	W	Yes	No	None	Mari- juana Only	Few Pills	More Pills	Any Her- oin
<i>N (Weighted No. of Cases):</i>	2521	1142	1240	1414	324	477	554	946	543	1921	425	1254	608	211	322	53
<i>% of Weighted Total:</i>	100.0	45.3	49.2	56.1	12.8	18.9	22.0	37.5	21.5	76.2	16.9	49.7	24.1	8.4	12.8	2.1
D20C: . . . smoked bidis (or beedies) which are small brown cigarettes from India																
1. 0 occasions	98.6	97.9	99.3	98.4	98.3	97.8	98.4	99.3	98.0	99.1	96.4	99.9	99.2	98.5	95.2	76.5
2. 1-2	0.6	0.8	0.3	0.5	1.3	0.7	0.4	0.3	1.2	0.6	0.8	0.1	0.4	1.3	2.1	4.4
3. 3-5	0.3	0.7	*	0.5	-	1.1	0.2	0.1	0.4	0.2	1.1	-	-	-	0.8	12.4
4. 6-9	0.1	0.1	-	0.1	-	0.4	-	-	-	*	0.2	-	-	0.3	0.1	1.8
5. 10-19	*	-	0.1	0.1	-	-	-	0.1	-	-	0.2	-	0.1	-	-	-
6. 20-39	-	-	-	-	-	-	-	-	-	-	-	-	-	-	-	-
7. 40 or more	0.4	0.5	0.2	0.5	0.4	-	1.0	0.2	0.4	0.1	1.4	-	0.3	-	1.8	4.9
<i>Item 31070 Subject A01b</i>	<i>N</i> 2119	963	1077	1268	245	345	510	781	483	1705	352	1106	485	185	272	37
D20D: . . . smoked kreteks (clove cigarettes)																
1. 0 occasions	95.4	93.9	96.7	94.1	98.4	94.0	96.2	95.8	95.1	96.1	92.2	99.8	96.4	91.2	84.1	55.6
2. 1-2	1.8	2.3	1.4	2.5	0.1	2.7	1.6	1.4	2.3	1.7	2.7	0.1	2.1	4.0	6.6	5.9
3. 3-5	1.1	1.5	0.8	1.6	0.9	0.8	0.9	1.3	1.3	1.1	1.6	0.1	0.6	3.8	3.4	7.9
4. 6-9	0.6	1.1	0.1	0.8	0.4	1.2	0.6	0.3	0.5	0.5	0.9	-	0.3	0.7	2.3	9.4
5. 10-19	0.2	0.2	0.2	0.1	0.2	0.2	-	0.3	0.1	0.1	0.5	-	0.1	0.3	0.2	5.3
6. 20-39	0.1	-	0.3	0.2	-	0.8	-	-	-	0.2	-	-	0.1	-	-	5.9
7. 40 or more	0.7	0.9	0.5	0.6	-	0.3	0.7	0.8	0.7	0.4	2.0	-	0.3	-	3.4	10.0
<i>Item 31150 Subject A01b</i>	<i>N</i> 2114	962	1073	1264	243	344	508	780	482	1700	351	1107	483	183	270	37
D20E: . . . taken "andro" (androstenedione, nonprescription steroid)																
1. 0 occasions	98.4	97.6	99.3	98.0	99.0	97.7	98.4	99.2	97.7	99.1	95.6	99.8	99.5	98.1	94.6	74.6
2. 1-2	0.6	0.9	0.3	0.6	0.3	0.3	0.4	0.2	1.5	0.4	1.3	0.1	-	1.7	1.2	7.4
3. 3-5	0.1	0.2	*	0.1	-	0.4	-	0.1	-	0.1	0.1	-	0.1	-	0.5	-
4. 6-9	0.3	0.4	0.2	0.5	-	1.3	-	0.1	0.4	0.1	1.1	-	-	0.2	1.0	8.8
5. 10-19	0.2	0.4	-	0.1	0.7	-	0.2	0.3	-	*	0.8	0.1	-	-	0.4	4.6
6. 20-39	0.1	0.1	-	0.1	-	-	0.2	-	-	0.1	-	-	-	-	0.4	-
7. 40 or more	0.4	0.6	0.2	0.5	-	0.3	0.7	0.2	0.4	0.2	1.1	-	0.4	-	1.8	4.7
<i>Item 31160 Subject A01b</i>	<i>N</i> 2115	960	1076	1265	245	344	510	778	483	1699	354	1104	484	183	270	39
D20F: . . . taken creatine (amino acid used to build muscle)																
1. 0 occasions	91.5	83.1	99.0	90.8	94.1	90.7	90.8	93.0	90.5	91.5	90.9	95.2	91.7	91.4	78.3	72.9
2. 1-2	2.4	4.6	0.4	2.4	1.6	2.8	1.8	1.7	3.7	2.1	3.4	1.2	1.9	3.6	5.6	14.2
3. 3-5	1.2	2.5	*	1.0	1.9	1.3	0.7	1.5	1.0	1.3	0.8	1.0	0.7	0.7	3.0	-
4. 6-9	1.3	2.7	0.1	1.3	1.1	1.9	1.8	1.1	0.8	1.4	0.9	0.5	2.7	1.3	2.5	1.7
5. 10-19	1.3	2.4	0.2	1.6	0.4	0.6	1.4	1.3	1.5	1.4	1.0	0.7	1.6	1.4	2.5	4.6
6. 20-39	0.7	1.4	-	0.8	0.7	0.7	1.2	0.5	0.3	0.7	0.4	0.5	0.2	0.5	2.4	-
7. 40 or more	1.7	3.4	0.2	2.1	0.2	2.0	2.3	0.9	2.1	1.5	2.7	0.9	1.2	1.1	5.7	6.6
<i>Item 31170 Subject A01b</i>	<i>N</i> 2120	964	1079	1269	245	345	512	780	483	1704	354	1106	486	185	270	39
D20G: . . . taken Ritalin (without a doctor's orders)																
1. 0 occasions	97.2	96.4	98.1	96.3	99.3	96.7	98.0	97.5	96.3	97.9	94.6	100.0	100.0	95.8	87.5	57.1
2. 1-2	1.3	1.7	0.8	1.6	-	1.6	1.0	1.0	2.0	1.0	3.0	-	-	2.9	6.7	9.1
3. 3-5	0.4	0.7	0.2	0.6	0.2	0.1	0.2	0.4	0.9	0.4	0.3	-	-	1.0	1.6	5.4
4. 6-9	0.1	0.1	*	0.1	-	-	-	0.3	-	0.1	-	-	-	0.2	0.4	-
5. 10-19	0.4	0.5	0.2	0.5	0.4	0.9	0.2	0.4	0.1	0.1	1.2	-	-	-	1.6	8.9
6. 20-39	0.1	0.1	0.2	0.2	-	-	0.2	-	0.4	0.2	-	-	-	-	1.0	-
7. 40 or more	0.5	0.5	0.5	0.7	-	0.8	0.4	0.5	0.4	0.3	1.0	-	-	-	1.3	19.4
<i>Item 31180 Subject A01b</i>	<i>N</i> 2113	960	1074	1264	246	342	509	780	481	1702	349	1104	485	185	269	36
D20H: . . . taken Adderall (without a doctor's orders)																
1. 0 occasions	94.1	92.6	95.5	92.0	98.7	92.4	95.3	94.4	93.7	94.7	91.3	100.0	100.0	87.4	69.8	55.0
2. 1-2	2.9	3.8	2.2	4.0	0.5	3.5	2.4	3.3	2.6	2.9	3.6	-	-	10.4	14.1	10.8
3. 3-5	1.3	2.0	0.6	1.6	0.4	1.5	1.4	0.9	1.7	1.2	2.1	-	-	2.0	7.1	10.4
4. 6-9	0.4	0.2	0.5	0.6	-	0.3	-	0.4	0.8	0.3	0.8	-	-	-	2.8	-
5. 10-19	0.4	0.5	0.4	0.6	-	1.3	0.4	0.2	0.2	0.2	1.1	-	-	-	3.3	1.1
6. 20-39	0.1	0.2	0.1	0.1	0.4	0.1	0.1	0.1	0.3	0.1	-	-	-	0.2	0.6	-
7. 40 or more	0.7	0.8	0.7	1.1	-	1.0	0.4	0.8	0.7	0.6	1.2	-	-	-	2.3	22.7
<i>Item 32450 Subject A01b</i>	<i>N</i> 2112	959	1076	1266	244	342	509	778	484	1698	352	1104	483	185	270	39

* = less than .05 percent.

DESCRIPTIVE RESULTS: 2010

251

QUESTIONNAIRE FORM 6 2010	TOTAL	SEX		RACE		REGION				COLLEGE PLANS?		ILLICIT DRUG USE: LIFETIME				
		M	F	White	Black	NE	NC	S	W	Yes	No	None	Mari- juana Only	Few Pills	More Pills	Any Her- oin
<i>N (Weighted No. of Cases):</i>	2521	1142	1240	1414	324	477	554	946	543	1921	425	1254	608	211	322	53
<i>% of Weighted Total:</i>	100.0	45.3	49.2	56.1	12.8	18.9	22.0	37.5	21.5	76.2	16.9	49.7	24.1	8.4	12.8	2.1
D20I: . . . taken OxyContin (without a doctor's orders)																
1. 0 occasions	94.9	92.5	96.9	93.2	97.7	93.5	95.6	95.7	93.6	96.2	89.0	100.0	100.0	88.2	77.9	33.8
2. 1-2	2.4	3.6	1.4	3.2	0.8	2.1	2.0	2.0	3.5	1.8	4.8	-	-	9.7	10.6	9.7
3. 3-5	1.2	1.5	0.9	1.4	0.4	2.1	0.7	0.6	1.9	0.8	2.8	-	-	1.6	4.4	20.1
4. 6-9	0.4	0.7	0.1	0.5	-	0.9	0.4	0.3	-	0.2	1.3	-	-	-	1.7	7.1
5. 10-19	0.6	0.7	0.4	0.7	1.1	1.3	0.5	0.5	0.3	0.6	0.4	-	-	0.5	2.6	11.0
6. 20-39	0.2	0.3	0.2	0.4	-	-	-	0.4	0.4	0.1	0.8	-	-	-	0.7	7.3
7. 40 or more	0.5	0.7	0.2	0.7	-	0.2	0.7	0.5	0.4	0.3	1.0	-	-	-	2.1	11.0
<i>Item 31310 Subject A01b</i>	<i>N</i> 2116	962	1076	1269	245	341	511	781	483	1701	354	1105	484	184	270	39
D20J: . . . taken Vicodin (without a doctor's orders)																
1. 0 occasions	91.6	88.1	94.4	89.2	99.2	89.2	92.3	94.9	87.0	91.9	89.5	100.0	100.0	81.0	55.9	40.7
2. 1-2	4.0	5.0	3.3	5.0	0.2	6.2	2.2	2.7	6.3	3.5	6.4	-	-	15.3	19.0	11.8
3. 3-5	1.7	2.4	1.1	2.0	-	1.2	1.8	0.8	3.3	1.8	1.3	-	-	2.6	8.5	18.3
4. 6-9	1.1	1.9	0.4	1.4	-	0.9	2.1	0.6	1.1	1.1	1.0	-	-	0.6	7.5	4.8
5. 10-19	0.8	1.3	0.4	1.0	0.4	1.5	0.4	0.1	1.8	0.8	0.8	-	-	0.5	4.5	10.2
6. 20-39	0.3	0.3	0.2	0.4	0.2	0.2	0.3	0.4	0.2	0.3	-	-	-	-	1.5	3.4
7. 40 or more	0.6	1.0	0.3	0.9	-	0.8	0.9	0.5	0.4	0.5	1.0	-	-	-	3.2	11.0
<i>Item 31320 Subject A01b</i>	<i>N</i> 2108	960	1071	1260	242	345	508	775	480	1693	353	1103	481	181	270	39
D20K: . . . taken Rohypnol ("rophies," "roofies")																
1. 0 occasions	98.7	98.1	99.3	98.5	98.8	98.1	98.9	99.1	98.2	99.1	97.1	100.0	100.0	98.8	95.4	69.0
2. 1-2	0.2	0.2	0.1	0.2	-	-	0.1	0.1	0.4	0.1	0.2	-	-	0.2	0.4	5.3
3. 3-5	0.5	0.9	0.1	0.6	0.2	1.6	0.1	0.3	0.4	0.3	1.2	-	-	0.7	0.5	16.5
4. 6-9	0.2	0.2	0.2	0.2	0.4	0.3	0.2	0.1	0.4	0.1	0.6	-	-	-	1.4	-
5. 10-19	*	0.1	-	-	-	-	0.2	-	-	0.1	-	-	-	-	0.3	-
6. 20-39	-	-	-	-	-	-	-	-	-	-	-	-	-	-	-	-
7. 40 or more	0.4	0.6	0.4	0.5	0.6	-	0.5	0.5	0.6	0.3	1.0	-	-	0.2	1.9	9.2
<i>Item 29785 Subject A01b</i>	<i>N</i> 2110	959	1073	1265	243	345	509	777	479	1694	355	1102	482	182	271	40
D20L: . . . taken a non-prescription cough or cold medicine (robos, DXM, etc.) to get high																
1. 0 occasions	93.8	92.2	95.6	92.6	97.0	92.9	94.1	94.1	93.8	94.3	91.9	99.0	97.0	89.1	76.9	47.7
2. 1-2	2.4	2.4	2.2	2.7	1.0	2.6	2.4	2.5	2.2	2.4	2.6	0.6	1.7	6.5	8.1	6.9
3. 3-5	1.3	1.7	0.9	1.5	0.5	1.1	1.0	1.1	2.0	1.3	1.1	0.1	-	3.3	5.5	11.5
4. 6-9	1.0	1.5	0.6	1.5	0.4	0.8	1.4	0.6	1.4	0.9	1.6	0.1	0.4	0.5	5.2	8.4
5. 10-19	0.4	0.7	0.1	0.5	0.5	1.6	-	0.5	-	0.4	0.3	-	0.3	0.6	1.4	7.0
6. 20-39	0.5	0.8	0.2	0.6	0.4	0.8	0.2	0.6	0.2	0.4	1.0	0.1	0.2	-	1.5	7.0
7. 40 or more	0.5	0.7	0.3	0.6	0.2	0.2	0.7	0.6	0.4	0.2	1.6	0.1	0.3	-	1.4	11.6
<i>Item 31670 Subject A01b</i>	<i>N</i> 2112	960	1073	1265	243	341	510	779	482	1696	354	1103	485	181	270	40
D20M: . . . taken Salvia																
1. 0 occasions	94.3	91.3	97.0	93.1	98.1	91.3	95.2	95.4	93.9	95.2	90.2	99.7	95.4	90.0	76.7	70.5
2. 1-2	3.8	5.4	2.5	4.5	1.2	5.7	2.8	3.5	4.2	3.5	5.4	0.2	4.1	6.5	15.7	9.4
3. 3-5	0.5	0.8	0.3	0.6	0.2	1.0	0.1	0.3	0.9	0.3	1.2	-	-	1.7	2.4	1.6
4. 6-9	0.5	1.0	-	0.7	-	1.5	0.5	0.3	0.2	0.3	1.4	-	0.1	1.2	1.1	10.8
5. 10-19	0.4	0.8	0.1	0.5	0.4	-	0.7	0.4	0.5	0.4	0.6	-	-	0.5	2.6	1.4
6. 20-39	0.1	0.1	0.1	0.1	-	0.3	0.1	-	-	*	0.3	-	-	-	0.6	-
7. 40 or more	0.3	0.5	0.2	0.5	-	0.2	0.6	0.2	0.4	0.2	0.9	0.1	0.3	-	0.9	6.3
<i>Item 32500 Subject A01b</i>	<i>N</i> 2113	960	1075	1266	242	342	509	779	483	1701	351	1103	484	185	269	39
D20N: . . . taken Provigil, a prescription stay-awake drug (without a doctor's orders)																
1. 0 occasions	98.5	97.9	99.3	98.3	98.6	98.2	97.7	99.1	98.8	99.1	96.3	99.7	99.6	98.9	95.3	73.1
2. 1-2	0.4	0.8	0.1	0.5	0.2	0.3	1.2	0.1	0.3	0.4	0.9	0.3	-	0.7	1.1	5.1
3. 3-5	0.1	0.1	0.1	0.1	0.3	0.2	0.1	0.1	0.2	0.1	0.1	-	0.1	-	0.2	3.8
4. 6-9	0.1	0.1	-	-	-	0.3	-	0.1	-	0.1	-	-	-	0.2	0.4	-
5. 10-19	0.1	-	0.1	-	0.4	-	0.2	0.1	-	0.1	0.2	-	-	0.2	0.2	-
6. 20-39	0.2	0.4	-	0.2	0.4	0.8	0.2	-	-	-	1.1	-	-	-	0.4	7.1
7. 40 or more	0.6	0.6	0.4	0.9	-	0.2	0.6	0.6	0.7	0.4	1.5	-	0.3	-	2.4	11.0
<i>Item 32510 Subject A01b</i>	<i>N</i> 2099	953	1071	1256	240	339	504	776	480	1692	346	1101	479	183	264	39

Cross-Time Index of Questionnaire Items, 1976–2010

Introduction to the Indexing Conventions

Beginning with the 1982 volume, the cross-time index of question locations is organized first by subject area (see Table 4 for a complete listing). Within each subject area, questions are listed in numerical sequence according to item reference number, which is the unique numerical identifier assigned to each question in the study.

The Question Index may be used in two major ways:

1. **Locating a Question across Years.** Having located a question of interest in the Descriptive Results section, the reader may determine in what other years that same question has appeared by simply looking it up by subject area and item reference number. The index will show all years in which that item has appeared and also its location each year (by questionnaire form, section, and item number). All items will retain their unique reference numbers in future years as well and, thus, may be located in exactly the same way in subsequent volumes in this series. The 1975 index entries are not included in this volume but may be found in any volume prior to the 1997 volume.

Example: A reader interested in a particular item about the nation finding technological solutions to problems would note that it has been classified under subject area I01 ("Expectations concerning societal change") and that it has been assigned item reference number 10940. The index entry for item 10940 shows that this item has appeared in Section D of questionnaire Form 4 in all annual surveys in the series. Its question number was D03c in 1976–81, D10c in 1982–2004, and D12c thereafter.

2. **Locating Questions by Subject Area.** Given an interest in some particular subject area, one can quickly scan the index to locate all questions dealing with that area. Table 4 lists all the subject areas into which items are classified, along with the alphanumeric code assigned to each area.

Example: A reader interested in items dealing with religion should first locate the relevant code in Table 4: Code G, "Religion." The second step is to scan that section of the item index, noting for every item its item reference number and page location in this volume. The reader may or may not find the abbreviated description of the item (given in the third column of the index and further described below) helpful in deciding whether to look up a particular item in the Descriptive Results section. Some of these descriptions are rather clear as to their meaning, but others are less so.

Definitions of Column Headings

The definitions of column headings, and the conventions used for the entries in each column, are given below under the number indicated in the following key.

① **Item Reference Number.** A unique identification number is assigned to each question for the duration of this research and reporting series. It appears below that question in the Descriptive Results section, as well as in this index and the indices of all other volumes in this series.

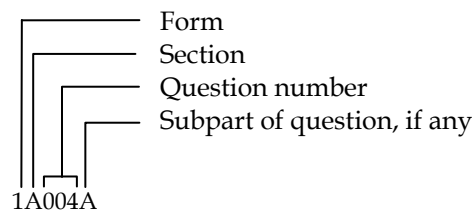
② **Page Location.** The second column of the Question Index gives the page number of the present volume on which a verbatim statement of the question may be found along with this year's descriptive results. For drug use questions

appearing in the combined Forms 1–6 section, the page number given for the Form 1 question is the location of the question in Form 1 only. The page number given for the Form 2–6 question is the location of the question in the combined Forms 1–6 section. Table 3 in the Introduction to this volume lists all drug use questions by the form(s) in which they appear.

③ **Item Description (Abbreviated).** This is a brief mnemonic description—up to 16 characters in length—that attempts to characterize the content of the question. Originally developed for question identification on OSIRIS computer files, it may in many cases allow one to determine the relevance of the question to one's own interest and thus reduce the number of irrelevant questions that must be looked up in the Descriptive Results section.

④ **Questionnaire Location by Year.** An entry is provided for every year in which an item appeared in one of the study's questionnaire forms. The six (or fewer) characters constituting the entry indicate the form in which the question appeared, the section of that form, and the question number. Take as an example the questionnaire

location 1A004A. This location code indicates that the question appeared in Form 1, Section A and was labeled as question 4a.



Occasionally an entry will be followed by an asterisk (*). This indicates that there was a change (usually minor) in the wording of the question and/or the answer alternatives in that year.

⑤ **Subject Area.** Table 4 shows the subject content areas that have been distinguished here and gives the alphanumeric code assigned to each of them. Every question item in the index has been classified into (and listed under) one or more of the subject areas, and the index (beginning with the 1982 volume) has been organized by subject area.

1

2

3

4

Item Ref. No.	Page Loc. in Vol.	ITEM DESCRIPTION (ABBREVIATED)	QUESTIONNAIRE LOCATION BY YEAR (FORM, SECTION, AND QUESTION NUMBER)															
			1976	1977	1978	1979	1980	1981	1982	1983	1984	1985	1986	1987	1988			

5 A01a: DRUGS. Number of uses in lifetime

00760	53	EVR SMK CIG,REG	1B001	1B001	1B001	1B001	1B001	1B001	1B001	1B001	1B001	1B001	1B001	1B001	1B001
00760	29	EVR SMK CIG,REGL	2B01	2B01	2B01	2B01	2B01	2B01	2B01	2B01	2B01	2B01	2B01	2B01	2B01
00760	29	EVR SMK CIG,REGL	3B01	3B01	3B01	3B01	3B01	3B01	3B01	3B01	3B01	3B01	3B01	3B01	3B01
00760	29	EVR SMK CIG,REGL	4B01	4B01	4B01	4B01	4B01	4B01	4B01	4B01	4B01	4B01	4B01	4B01	4B01
00760	29	EVR SMK CIG,REGL	5B01	5B01	5B01	5B01	5B01	5B01	5B01	5B01	5B01	5B01	5B01	5B01	5B01
00760	29	EVR SMK CIG,REGL													
00790	29	EVER DRINK	2B03	2B03	2B03	2B03	2B03	2B03	2B03	2B03	2B03	2B03	2B03	2B03	2B03*
00790	29	EVER DRINK	3B03	3B03	3B03	3B03	3B03	3B03	3B03	3B03	3B03	3B03	3B03	3B03	3B03*
00790	29	EVER DRINK	4B03	4B03	4B03	4B03	4B03	4B03	4B03	4B03	4B03	4B03	4B03	4B03	4B03*
00790	29	EVER DRINK	5B03	5B03	5B03	5B03	5B03	5B03	5B03	5B03	5B03	5B03	5B03	5B03	5B03*
00790	29	EVER DRINK													
00810	55	#X DRNK/LIFETIM	1B007A	1B007A	1B007A	1B007A	1B007A	1B007A	1B007A	1B007A	1B007A	1B007A	1B007A	1B007A	1B007A
00810	30	#X DRNK/LIFETIME	2B04A	2B04A	2B04A	2B04A	2B04A	2B04A	2B04A	2B04A	2B04A	2B04A	2B04A	2B04A	2B04A
00810	30	#X DRNK/LIFETIME	3B04A	3B04A	3B04A	3B04A	3B04A	3B04A	3B04A	3B04A	3B04A	3B04A	3B04A	3B04A	3B04A
00810	30	#X DRNK/LIFETIME	4B04A	4B04A	4B04A	4B04A	4B04A	4B04A	4B04A	4B04A	4B04A	4B04A	4B04A	4B04A	4B04A
00810	30	#X DRNK/LIFETIME	5B04A	5B04A	5B04A	5B04A	5B04A	5B04A	5B04A	5B04A	5B04A	5B04A	5B04A	5B04A	5B04A
00810	30	#X DRNK/LIFETIME													
00860	31	#XMJ+HS/LIFETIME	2B07A	2B07A	2B07A	2B07A	2B07A	2B07A	2B07A	2B07A	2B07A	2B07A	2B07A	2B07A	2B07A
00860	31	#XMJ+HS/LIFETIME	3B07A	3B07A	3B07A	3B07A	3B07A	3B07A	3B07A	3B07A	3B07A	3B07A	3B07A	3B07A	3B07A
00860	31	#XMJ+HS/LIFETIME	4B07A	4B07A	4B07A	4B07A	4B07A	4B07A	4B07A	4B07A	4B07A	4B07A	4B07A	4B07A	4B07A
00860	31	#XMJ+HS/LIFETIME	5B07A	5B07A	5B07A	5B07A	5B07A	5B07A	5B07A	5B07A	5B07A	5B07A	5B07A	5B07A	5B07A
00860	31	#XMJ+HS/LIFETIME													
00890	64	#X LSD/LIFETIME	1B029A	1B029A	1B029A	1B029A	1B029A	1B029A	1B033A	1B033A	1B033A	1B033A	1B033A	1B033A	1B033A
00890	32	#X LSD/LIFETIME	2B08A	2B08A	2B08A	2B08A	2B08A	2B08A	2B08A	2B08A	2B08A	2B08A	2B08A	2B08A	2B08A
00890	32	#X LSD/LIFETIME	3B08A	3B08A	3B08A	3B08A	3B08A	3B08A	3B08A	3B08A	3B08A	3B08A	3B08A	3B08A	3B08A
00890	32	#X LSD/LIFETIME	4B08A	4B08A	4B08A	4B08A	4B08A	4B08A	4B08A	4B08A	4B08A	4B08A	4B08A	4B08A	4B08A
00890	32	#X LSD/LIFETIME	5B08A	5B08A	5B08A	5B08A	5B08A	5B08A	5B08A	5B08A	5B08A	5B08A	5B08A	5B08A	5B08A
00890	32	#X LSD/LIFETIME													
00920	67	#X PSYD/LIFETIM	1B038A	1B038A	1B038A	1B038A	1B038A	1B038A	1B042A	1B042A	1B042A	1B042A	1B042A	1B042A	1B042A
00920	32	#X PSYD/LIFETIME	2B09A	2B09A	2B09A	2B09A	2B09A	2B09A	2B09A	2B09A	2B09A	2B09A	2B09A	2B09A	2B09A
00920	32	#X PSYD/LIFETIME	3B09A	3B09A	3B09A	3B09A	3B09A	3B09A	3B09A	3B09A	3B09A	3B09A	3B09A	3B09A	3B09A
00920	32	#X PSYD/LIFETIME	4B09A	4B09A	4B09A	4B09A	4B09A	4B09A	4B09A	4B09A	4B09A	4B09A	4B09A	4B09A	4B09A
00920	32	#X PSYD/LIFETIME	5B09A	5B09A	5B09A	5B09A	5B09A	5B09A	5B09A	5B09A	5B09A	5B09A	5B09A	5B09A	5B09A
00920	32	#X PSYD/LIFETIME													
00950		#X COKE/LIFETIME	1B076A	1B076A	1B076A	1B076A	1B076A	1B076A	1B083A	1B083A	1B083A	1B083A	1B083A	1B083A	1B083A
00950	33	#X COKE/LIFETIME	2B10A	2B10A	2B10A	2B10A	2B10A	2B10A	2B10A	2B10A	2B10A	2B10A	2B10A	2B10A	2B10A
00950		#X COKE/LIFETIME	3B10A	3B10A	3B10A	3B10A	3B10A	3B10A	3B10A	3B10A	3B10A	3B10A	3B10A	3B10A	3B10A
00950		#X COKE/LIFETIME	4B10A	4B10A	4B10A	4B10A	4B10A	4B10A	4B10A	4B10A	4B10A	4B10A	4B10A	4B10A	4B10A
00950	33	#X COKE/LIFETIME	5B10A	5B10A	5B10A	5B10A	5B10A	5B10A	5B10A	5B10A	5B10A	5B10A	5B10A	5B10A	5B10A
00950		#X COKE/LIFETIME													
00980	70	#X AMPH/LIFETIM	1B043A	1B043A	1B043A	1B043A	1B043A	1B043A	1B050A*	1B050A	1B050A	1B050A	1B050A	1B050A	1B050A
00980	35	#X AMPH/LIFETIM	2B11A	2B11A	2B11A	2B11A	2B11A	2B11A	2B11A*	2B11A	2B11A	2B11A	2B11A	2B11A	2B11A
			3B11A	3B11A	3B11A	3B11A	3B11A	3B11A	3B11A*	3B11A	3B11A	3B11A	3B11A	3B11A	3B11A
			4B11A	4B11A	4B11A	4B11A	4B11A	4B11A	4B11A*	4B11A	4B11A	4B11A	4B11A	4B11A	4B11A
			5B11A	5B11A	5B11A	5B11A	5B11A	5B11A	5B11A*	5B11A	5B11A	5B11A	5B11A	5B11A	5B11A
														</	

Table 4
Subject Area Key
(Referenced by Letter in the Question Index)

A. Drugs. Drug use and related attitudes and beliefs, drug availability and exposure, surrounding conditions and social meaning of drug use. Views of significant others regarding drugs.	262
A01... Use of Various Licit and Illicit Drugs.....	262
A01a. . . . in lifetime.....	262
A01b. . . . in last 12 months.....	264
A01c. . . . in last 30 days.....	268
A01d. Quantity used	272
A01e. How high? (How often?).....	272
A01f. How long high?	272
A01g. Incidence of first use	272
A01h. Use with other drugs	274
A01i. Tried to stop	276
A01j. Use on doctor's orders?	276
A01k. Bad trip?	276
A01l. Kinds of drugs	276
A01m. Cost.....	278
A01n. Source	278
A01o. Non-alcoholic drinks (caffeine, soda, energy drinks, etc.).....	280
A02. Exposure to Drug Use	280
A02a. Friends' use	280
A02b. Exposure to users	282
A02c. Exposure through the media	282
A03. Availability of Drugs.....	282
A03a. Availability	282
A03b. Purchase.....	284
A04. Expected Future Use.....	284
A04a. Expected future use among all respondents	284
A04b. Expected future use among nonusers.....	284
A05. Conditions of Use	284
A05a. Alone.....	284
A05b. With others.....	284
A05c. Settings of use (at school, at home, etc.).....	286
A05d. Mode of drug administration.....	286
A06. Reasons for Use, Abstinence, and Stopping.....	288
A06a. Reasons for use.....	288
A06b. Reasons for abstinence from or stopping drug use	292
A06c. Worries about the consequences of quitting	292
A07. Drug Problems	292
A07a. Driving, tickets, and accidents after use	292
A07b. Other problems	294
A08a. Sources of Help, Treatment Regarding Drugs.....	294
A09. Others' Awareness of Use.....	296
A09a. Parental awareness of use	296
A09b. Others' awareness of use.....	296
A09c. Police awareness of use	296

Table 4 (continued)

A10. Drug Education and Communication.....	296
A10a. In school.....	296
A10b. In the mass media	296
A11. Own Attitudes Regarding Drugs and Drug Users.....	296
A11a. Own attitudes about use by adults	296
A11b. Own attitudes regarding drugs for own children	298
A11c. Own perceptions of users	298
A11d. Own attitudes about use by people of high school age	300
A12. Others' Attitudes Regarding Drugs and Drug Users	300
A12a. Parents' attitudes regarding drugs	300
A12b. Friends' and fellow students' attitudes regarding drugs	300
A12c. Perception of drug users	302
A13. Legal Issues Regarding Drugs	302
A13a. Preferred legality for adults.....	302
A13b. Own response to legalization	302
A13c. Knowledge of marijuana laws.....	302
A14. Risk of Drug Harm	302
A14a. To self.....	302
A14b. To others.....	306
A15a. Admitting Use in Questionnaire.....	306
A16a. Parent Groups	306
A17. Role Models in the Larger Environment	306
A17a. Perceived use of drugs by role models	306
A17b. Perceived attitudes toward drugs by role models.....	306
A18. Promotional Activities.....	306
A18a. Advertising	306
A18b. Logos	306
A18c. Coupons	306
A18d. Free samples.....	308
A18e. Movies or television.....	308
B. Education.....	308
B01. High school: scholastic status, objectives, experiences	308
B02. Combining work and school: attitudes, experiences	310
B03. Interracial contact at school.....	310
B04. Student norms, misbehavior in class.....	310
B05. Counseling	310
B06. Absenteeism and truancy	312
B07. Delinquency, victimization, and feeling safe at school.....	312
B08. Competency testing.....	312
B09. Post-high school: status, plans, characteristics	314
B10. Attitudes regarding educational institutions.....	314
B11. High school: length of experiences.....	316

Table 4 (continued)

C. Work and Leisure.	316
C01. Present or recent work experience.....	316
C02. Income sources; financial security.....	316
C03. Vocational plans, aspirations, expectations.....	318
C04. Preferences regarding job characteristics	318
C05. Desirability of different working arrangements and settings.....	318
C06. Work ethic/success orientation	320
C07. Leisure time: extent, activities	320
C08. Attitudes toward leisure time	322
C09. Computer use	322
C10. Cell phone use	322
D. Sex Roles and Family.	322
D01. Dating and marriage: status, attitudes, expectations.....	322
D02. Parenthood: status, attitudes, expectations	322
D03. Values surrounding marriage and family	322
D04. Preferences regarding marital/familial arrangements.....	324
D05. Sex role attitudes.....	324
D06. Opinions regarding gender discrimination.....	324
E. Population Concerns.	326
E01. Overpopulation.....	326
E02. Birth control.....	326
F. Conservation, Materialism, Equity, etc.	326
F01. Personal materialism	326
F02. Societal materialism and advertising.....	326
F03. Concern with world hunger and poverty	328
F04. Ecological concerns.....	328
F05. Concern with conservation of resources.....	328
F06. Preferences regarding dwelling type and urbanicity	328
F07. Driving and use of mass transit	328
G. Religion. Religious preferences, activities, views.....	330

Table 4 (continued)

H. Politics.	330
H01. Political interest and preferences	330
H02. Attitudes toward governmental policies and practices	330
H03. Views about the role of citizens in government (see also I02)	330
H04. Confidence in government	332
H05. Voting, political activism	332
I. Social Change.	332
I01. Expectations concerning societal change	332
I02. Attitudes regarding activism	332
I03. Reactions to personal and social change	332
J. Social Problems. Interest and concerns.	334
K. Major Social Institutions.	334
K01. Trust (see also C05)	334
K02. Satisfaction with performance	334
K03. Preferred influence	334
L. Military.	334
L01. Plans for military service	334
L02. Attitudes toward a draft	336
L03. Views about the use of military force	336
L04. Attitudes toward the military as an institution and occupation	336
M. Interpersonal Relationships.	336
M01. Dating	336
M02. Cross-age relationships with adults outside the family (see also B05)	336
M03. Agreement/disagreement with parents	338
M04. Friendships (see also Q03)	338
M05. Community at large	338
N. Race Relations.	338
N01. Preferred interracial contact	338
N02. Attitudes toward discrimination	340
N03. Actual interracial contacts	340

Table 4 (continued)

O. Concern for Others.....	340
O01. Attitudes regarding social service, charitable activism	340
O02. Involvement in community, altruistic activities	340
O03. Concern with the problems of others.....	340
P. Happiness.	340
P01. Happiness, satisfaction with life and self	340
P02. Satisfaction with specific life domains	342
Q. Other Personality Variables.	342
Q01. Attitudes about self, self-esteem.....	342
Q02. Locus of control.....	342
Q03. Loneliness	342
Q04. Risk taking	344
Q05. Trust in others	344
Q06. (Changed to subject areas T01–T04).....	352
Q07. Importance placed on various life goals.....	344
Q08. Social, political, cultural orientation.....	344
Q09. Hostility.....	344
Q10. Boredom.....	344
R. Background.....	344
R01. Age, sex, race, and marital status	344
R02. Family characteristics.....	348
R03. Living arrangements and household characteristics	348
S. Deviance and Victimization.....	350
S01. Delinquent behaviors	350
S02. Driving violations and accidents.....	350
S03. Victimization experiences.....	352
T. Health	352
T01. Symptoms	352
T02. Habits	352
T03. Height and weight.....	354
T04. Medical treatment.....	354

The Question Index begins on the following page.



Item Ref. No.	Page Loc. in Vol.	ITEM DESCRIPTION (ABBREVIATED)	QUESTIONNAIRE LOCATION																
			BY YEAR																
			(FORM, SECTION, AND QUESTION NUMBER)																
1976	1977	1978	1979	1980	1981	1982	1983	1984	1985	1986	1987	1988	1989	1990					
A01a: DRUGS. Number of uses in lifetime																			
00760	54	EVR SMK CIG,REG	1B001	1B001	1B001	1B001	1B001	1B001	1B001	1B001	1B001	1B001	1B001	1B001	1B001	1B001	1B001	1B001	
00760	28	EVR SMK CIG,REGL	2B01	2B01	2B01	2B01	2B01	2B01	2B01	2B01	2B01	2B01	2B01	2B01	2B01	2B01	2B01	2B01	
00760	28	EVR SMK CIG,REGL	3B01	3B01	3B01	3B01	3B01	3B01	3B01	3B01	3B01	3B01	3B01	3B01	3B01	3B01	3B01	3B01	
00760	28	EVR SMK CIG,REGL	4B01	4B01	4B01	4B01	4B01	4B01	4B01	4B01	4B01	4B01	4B01	4B01	4B01	4B01	4B01	4B01	
00760	28	EVR SMK CIG,REGL	5B01	5B01	5B01	5B01	5B01	5B01	5B01	5B01	5B01	5B01	5B01	5B01	5B01	5B01	5B01	5B01	
00760	28	EVR SMK CIG,REGL															6B01	6B01	
00790	29	EVER DRINK	2B03	2B03	2B03	2B03	2B03	2B03	2B03	2B03	2B03	2B03	2B03	2B03	2B03	2B03*	2B03	2B03	
00790	29	EVER DRINK	3B03	3B03	3B03	3B03	3B03	3B03	3B03	3B03	3B03	3B03	3B03	3B03	3B03	3B03*	3B03	3B03	
00790	29	EVER DRINK	4B03	4B03	4B03	4B03	4B03	4B03	4B03	4B03	4B03	4B03	4B03	4B03	4B03	4B03*	4B03	4B03	
00790	29	EVER DRINK	5B03	5B03	5B03	5B03	5B03	5B03	5B03	5B03	5B03	5B03	5B03	5B03	5B03	5B03*	5B03	5B03	
00790	29	EVER DRINK															6B03	6B03	
00810	56	#X DRNK/LIFETIM	1B07A	1B07A	1B07A	1B07A	1B07A	1B07A	1B07A	1B07A	1B07A	1B07A	1B07A	1B07A	1B07A	1B07A*	1B07A	1B07A	
00810	29	#X DRNK/LIFETIME	2B04A	2B04A	2B04A	2B04A	2B04A	2B04A	2B04A	2B04A	2B04A	2B04A	2B04A	2B04A	2B04A	2B04A	2B04A	2B04A	
00810	29	#X DRNK/LIFETIME	3B04A	3B04A	3B04A	3B04A	3B04A	3B04A	3B04A	3B04A	3B04A	3B04A	3B04A	3B04A	3B04A	3B04A	3B04A	3B04A	
00810	29	#X DRNK/LIFETIME	4B04A	4B04A	4B04A	4B04A	4B04A	4B04A	4B04A	4B04A	4B04A	4B04A	4B04A	4B04A	4B04A	4B04A	4B04A	4B04A	
00810	29	#X DRNK/LIFETIME	5B04A	5B04A	5B04A	5B04A	5B04A	5B04A	5B04A	5B04A	5B04A	5B04A	5B04A	5B04A	5B04A	5B04A	5B04A	5B04A	
00810	29	#X DRNK/LIFETIME															6B04A	6B04A	
00860	30	#XMJ+HS/LIFETIME	2B07A	2B07A	2B07A	2B07A	2B07A	2B07A	2B07A	2B07A	2B07A	2B07A	2B07A	2B07A	2B07A	2B07A	2B07A	2B07A	
00860	30	#XMJ+HS/LIFETIME	3B07A	3B07A	3B07A	3B07A	3B07A	3B07A	3B07A	3B07A	3B07A	3B07A	3B07A	3B07A	3B07A	3B07A	3B07A	3B07A	
00860	30	#XMJ+HS/LIFETIME	4B07A	4B07A	4B07A	4B07A	4B07A	4B07A	4B07A	4B07A	4B07A	4B07A	4B07A	4B07A	4B07A	4B07A	4B07A	4B07A	
00860	30	#XMJ+HS/LIFETIME	5B07A	5B07A	5B07A	5B07A	5B07A	5B07A	5B07A	5B07A	5B07A	5B07A	5B07A	5B07A	5B07A	5B07A	5B07A	5B07A	
00860	30	#XMJ+HS/LIFETIME															6B07A	6B07A	
00890	65	#X LSD/LIFETIME	1B29A	1B29A	1B29A	1B29A	1B29A	1B29A	1B29A	1B33A	1B33A	1B33A	1B33A	1B33A	1B33A	1B33A	1B33A	1B33A	
00890	31	#X LSD/LIFETIME	2B08A	2B08A	2B08A	2B08A	2B08A	2B08A	2B08A	2B08A	2B08A	2B08A	2B08A	2B08A	2B08A	2B08A	2B08A	2B08A	
00890	31	#X LSD/LIFETIME	3B08A	3B08A	3B08A	3B08A	3B08A	3B08A	3B08A	3B08A	3B08A	3B08A	3B08A	3B08A	3B08A	3B08A	3B08A	3B08A	
00890	31	#X LSD/LIFETIME	4B08A	4B08A	4B08A	4B08A	4B08A	4B08A	4B08A	4B08A	4B08A	4B08A	4B08A	4B08A	4B08A	4B08A	4B08A	4B08A	
00890	31	#X LSD/LIFETIME	5B08A	5B08A	5B08A	5B08A	5B08A	5B08A	5B08A	5B08A	5B08A	5B08A	5B08A	5B08A	5B08A	5B08A	5B08A	5B08A	
00890	31	#X LSD/LIFETIME															6B08A	6B08A	
00920	68	#X PSYD/LIFETIM	1B38A	1B38A	1B38A	1B38A	1B38A	1B38A	1B38A	1B42A	1B42A	1B42A	1B42A	1B42A	1B42A	1B42A	1B42A	1B42A	
00920	31	#X PSYD/LIFETIME	2B09A	2B09A	2B09A	2B09A	2B09A	2B09A	2B09A	2B09A	2B09A	2B09A	2B09A	2B09A	2B09A	2B09A	2B09A	2B09A	
00920	31	#X PSYD/LIFETIME	3B09A	3B09A	3B09A	3B09A	3B09A	3B09A	3B09A	3B09A	3B09A	3B09A	3B09A	3B09A	3B09A	3B09A	3B09A	3B09A	
00920	31	#X PSYD/LIFETIME	4B09A	4B09A	4B09A	4B09A	4B09A	4B09A	4B09A	4B09A	4B09A	4B09A	4B09A	4B09A	4B09A	4B09A	4B09A	4B09A	
00920	31	#X PSYD/LIFETIME	5B09A	5B09A	5B09A	5B09A	5B09A	5B09A	5B09A	5B09A	5B09A	5B09A	5B09A	5B09A	5B09A	5B09A	5B09A	5B09A	
00920	31	#X PSYD/LIFETIME															6B09A	6B09A	
00950		#X COKE/LIFETIME	1B76A	1B76A	1B76A	1B76A	1B76A	1B76A	1B83A	1B83A	1B83A	1B83A	1B83A	1B83A	1B83A	1B83A	1B83A	1B83A	
00950	32	#X COKE/LIFETIME	2B10A	2B10A	2B10A	2B10A	2B10A	2B10A	2B10A	2B10A	2B10A	2B10A	2B10A	2B10A	2B10A	2B10A	2B10A	2B10A	
00950		#X COKE/LIFETIME	3B10A	3B10A	3B10A	3B10A	3B10A	3B10A	3B10A	3B10A	3B10A	3B10A	3B10A	3B10A	3B10A	3B10A	3B10A	3B10A	
00950		#X COKE/LIFETIME	4B10A	4B10A	4B10A	4B10A	4B10A	4B10A	4B10A	4B10A	4B10A	4B10A	4B10A	4B10A	4B10A	4B10A	4B10A	4B10A	
00950	32	#X COKE/LIFETIME	5B10A	5B10A	5B10A	5B10A	5B10A	5B10A	5B10A	5B10A	5B10A	5B10A	5B10A	5B10A	5B10A	5B10A	5B10A	5B10A	
00950		#X COKE/LIFETIME															6B10A	6B10A	
00980	71	#X AMPH/LIFETIM	1B43A	1B43A	1B43A	1B43A	1B43A	1B43A	1B50A*	1B50A	1B50A	1B50A	1B50A	1B50A	1B50A	1B50A	1B50A	1B50A	
00980	34	#X AMPH/LIFETIME	2B11A	2B11A	2B11A	2B11A	2B11A	2B11A	2B11A*	2B11A	2B11A	2B11A	2B11A	2B11A	2B11A	2B11A	2B11A	2B11A	
00980	34	#X AMPH/LIFETIME	3B11A	3B11A	3B11A	3B11A	3B11A	3B11A	3B11A	3B11A	3B11A	3B11A	3B11A	3B11A	3B11A	3B11A	3B11A	3B11A	
00980	34	#X AMPH/LIFETIME	4B11A	4B11A	4B11A	4B11A	4B11A	4B11A	4B11A*	4B11A	4B11A	4B11A	4B11A	4B11A	4B11A	4B11A	4B11A	4B11A	
00980	34	#X AMPH/LIFETIME	5B11A	5B11A	5B11A	5B11A	5B11A	5B11A	5B11A	5B11A	5B11A	5B11A	5B11A	5B11A	5B11A	5B11A	5B11A	5B11A	
00980	34	#X AMPH/LIFETIME															6B11A	6B11A	
01010	74	#X QUAD/LIFETIM	1B53A	1B53A	1B53A	1B53A	1B53A	1B53A	1B60A	1B60A	1B60A	1B60A	1B60A	1B60A	1B60A	1B60A	1B60A	1B60A	
01010		#X QUAD/LIFETIME	2B12A	2B12A	2B12A	2B12A	2B12A	2B12A	2B12A	2B12A	2B12A	2B12A	2B12A	2B12A	2B12A	2B12A	2B12A	2B12A	
01010		#X QUAD/LIFETIME	3B12A	3B12A	3B12A	3B12A	3B12A	3B12A	3B12A	3B12A	3B12A	3B12A	3B12A	3B12A	3B12A	3B12A	3B12A	3B12A	
01010		#X QUAD/LIFETIME	4B12A	4B12A	4B12A	4B12A	4B12A	4B12A	4B12A	4B12A	4B12A	4B12A	4B12A	4B12A	4B12A	4B12A	4B12A	4B12A	
01010		#X QUAD/LIFETIME	5B12A	5B12A	5B12A	5B12A	5B12A	5B12A	5B12A	5B12A	5B12A	5B12A	5B12A	5B12A	5B12A	5B12A	5B12A	5B12A	
01010		#X QUAD/LIFETIME															6B12A	6B12A	
01040		#X BRBT/LIFETIM	1B57A	1B57A	1B57A	1B57A	1B57A	1B57A	1B64A	1B64A	1B64A	1B64A	1B64A	1B64A	1B64A	1B64A	1B64A	1B64A	
01040		#X BRBT/LIFETIME	2B13A	2B13A	2B13A	2B13A	2B13A	2B13A	2B13A	2B13A	2B13A	2B13A	2B13A	2B13A	2B13A	2B13A	2B13A	2B13A	
01040		#X BRBT/LIFETIME	3B13A	3B13A	3B13A	3B13A	3B13A	3B13A	3B13A	3B13A	3B13A	3B13A	3B13A	3B13A	3B13A	3B13A	3B13A	3B13A	
01040		#X BRBT/LIFETIME	4B13A	4B13A	4B13A	4B13A	4B13A	4B13A	4B13A	4B13A									

263

*=item text changed from previous year

*=item text changed from previous year

265

[illegible]


A01a: DRUGS. Number of uses in lifetime (continued)

[illegible]

A01b: DRUGS. Number of uses in last 12 months

00820	1B07B	1B07B	1B07B	1B07B*	1B07B	1B07B	1B07B	1B07B	1B07B	1B07B	1B07B	1B07B	1B07B	1B07B	1B07B	1B07B*	1B07B	1B07B	1B07B	1B07B
00820	2B04B	2B04B	2B04B*	2B04B	2B04B	2B04B	2B04B	2B04B	2B04B	2B04B	2B04B	2B04B	2B04B	2B04B	2B04B	2B04B*	2B04B	2B04B	2B04B	2B04B
00820	3B04B	3B04B	3B04B	3B04B*	3B04B	3B04B	3B04B	3B04B	3B04B	3B04B	3B04B	3B04B	3B04B	3B04B	3B04B	3B04B*	3B04B	3B04B	3B04B	3B04B
00820	4B04B	4B04B	4B04B	4B04B*	4B04B	4B04B	4B04B	4B04B	4B04B	4B04B	4B04B	4B04B	4B04B	4B04B	4B04B	4B04B*	4B04B	4B04B	4B04B	4B04B
00820	5B04B	5B04B	5B04B*	5B04B	5B04B	5B04B	5B04B	5B04B	5B04B	5B04B	5B04B	5B04B	5B04B	5B04B	5B04B	5B04B*	5B04B	5B04B	5B04B	5B04B
00820	6B04B	6B04B	6B04B*	6B04B	6B04B	6B04B	6B22B	6B22B	6B22B	6B22B	6B22B	6B22B	6B22B	6B22B	6B22B	6B22B*	6B22B	6B22B	6B22B	6B22B
00870	2B07B	2B07B	2B07B	2B07B	2B07B	2B07B	2B07B	2B07B	2B07B*	2B07B	2B07B	2B07B	2B07B	2B07B	2B07B	2B07B	2B07B	2B07B	2B07B	2B07B
00870	3B07B	3B07B	3B07B	3B07B	3B07B	3B07B	3B07B	3B07B	3B07B*	3B07B	3B07B	3B07B	3B07B	3B07B	3B07B	3B07B	3B07B	3B07B	3B07B	3B07B
00870	4B07B	4B07B	4B07B	4B07B	4B07B	4B07B	4B07B	4B07B	4B07B*	4B07B	4B07B	4B07B	4B07B	4B07B	4B07B	4B07B	4B07B	4B07B	4B07B	4B07B
00870	5B07B	5B07B	5B07B	5B07B	5B07B	5B07B	5B07B	5B07B	5B07B*	5B07B	5B07B	5B07B	5B07B	5B07B	5B07B	5B07B	5B07B	5B07B	5B07B	5B07B
00870	6B07B	6B07B	6B07B	6B07B	6B07B	6B07B	6B25B	6B25B*	6B25B	6B25B	6B25B	6B25B	6B25B	6B25B	6B25B	6B25B	6B25B	6B25B	6B25B	6B25B
00900	1B33B	1B33B	1B33B	1B33B	1B33B	1B33B	1B33B	1B33B	1B33B	1B33B	1B33B	1B33B*	1B33B	1B33B	1B33B	1B33B	1B33B	1B33B	1B33B	1B33B
00900	2B08B	2B08B	2B08B	2B08B	2B08B	2B08B	2B08B	2B08B	2B08B	2B08B	2B08B	2B08B	2B08B	2B08B	2B08B	2B08B	2B08B	2B08B	2B08B	2B08B
00900	3B08B	3B08B	3B08B	3B08B	3B08B	3B08B	3B08B	3B08B	3B08B	3B08B	3B08B	3B08B	3B08B	3B08B	3B08B	3B08B	3B08B	3B08B	3B08B	3B08B
00900	4B08B	4B08B	4B08B	4B08B	4B08B	4B08B	4B08B	4B08B	4B08B	4B08B	4B08B	4B08B	4B08B	4B08B	4B08B	4B08B	4B08B	4B08B	4B08B	4B08B
00900	5B08B	5B08B	5B08B	5B08B	5B08B	5B08B	5B08B	5B08B	5B08B	5B08B	5B08B	5B08B	5B08B	5B08B	5B08B	5B08B	5B08B	5B08B	5B08B	5B08B
00900	6B08B	6B08B	6B08B	6B08B	6B08B	6B08B	6B26B	6B26B	6B26B	6B26B	6B26B	6B26B	6B26B	6B26B	6B26B	6B26B	6B26B	6B26B	6B26B	6B26B
00930	1B42B	1B42B	1B42B	1B42B	1B42B	1B42B	1B42B	1B42B	1B42B	1B42B	1B42B	1B42B*	1B42B	1B42B	1B42B	1B42B	1B42B	1B42B	1B42B	1B42B
00930	2B09B	2B09B	2B09B	2B09B	2B09B	2B09B	2B09B	2B09B	2B09B	2B09B	2B09B	2B09B	2B09B	2B09B	2B09B	2B09B*	2B09B	2B09B	2B09B	2B09B
00930	3B09B	3B09B	3B09B	3B09B	3B09B	3B09B	3B09B	3B09B	3B09B	3B09B	3B09B	3B09B*	3B09B	3B09B	3B09B	3B09B	3B09B	3B09B	3B09B	3B09B
00930	4B09B	4B09B	4B09B	4B09B	4B09B	4B09B	4B09B	4B09B	4B09B	4B09B	4B09B	4B09B	4B09B*	4B09B	4B09B	4B09B	4B09B	4B09B	4B09B	4B09B
00930	5B09B	5B09B	5B09B	5B09B	5B09B	5B09B	5B09B	5B09B	5B09B	5B09B	5B09B	5B09B*	5B09B	5B09B	5B09B	5B09B	5B09B	5B09B	5B09B	5B09B
00930	6B09B	6B09B	6B09B	6B09B	6B09B	6B09B	6B27B	6B27B	6B27B	6B27B	6B27B	6B27B	6B27B*	6B27B	6B27B	6B27B	6B27B	6B27B	6B27B	6B27B
00960	2B10B	2B10B	2B10B	2B10B	2B10B	2B10B	2B10B	2B10B	2B10B	2B10B	2B10B	2B10B	2B10B	2B10B	2B10B	2B10B	2B10B	2B10B	2B10B	2B10B
00960																				
00960	5B10B	5B10B	5B10B	5B10B	5B10B	5B10B	5B10B	5B10B	5B10B	5B10B	5B10B	5B10B	5B10B	5B10B	5B10B	5B10B	5B10B	5B10B	5B10B	5B10B
00960																				
00960	1B50B	1B50B	1B50B	1B50B	1B50B	1B50B	1B50B	1B50B	1B50B	1B50B	1B50B	1B50B	1B50B	1B50B	1B50B	1B50B	1B50B	1B50B	1B50B	1B50B*
00990	2B11B	2B11B	2B11B	2B11B	2B11B	2B11B	2B11B	2B11B	2B11B	2B11B	2B11B	2B11B	2B11B	2B11B	2B11B	2B11B	2B11B	2B11B	2B11B	2B11B

*=item text changed from previous year



Item Ref. No.	Page Loc. in Vol.	ITEM DESCRIPTION (ABBREVIATED)	QUESTIONNAIRE LOCATION BY YEAR (FORM, SECTION, AND QUESTION NUMBER)																
			1976	1977	1978	1979	1980	1981	1982	1983	1984	1985	1986	1987	1988	1989	1990		

A01b: DRUGS. Number of uses in last 12 months (continued)

00990	34	#X AMPH/LAST12MO	3B11B	3B11B	3B11B	3B11B	3B11B	3B11B	3B11B	3B11B	3B11B*	3B11B	3B11B	3B11B	3B11B	3B11B	3B10B
00990	34	#X AMPH/LAST12MO	4B11B	4B11B	4B11B	4B11B	4B11B	4B11B*	4B11B	4B11B	4B11B*	4B11B	4B11B	4B11B	4B11B	4B11B	4B10B
00990	34	#X AMPH/LAST12MO	5B11B	5B11B	5B11B	5B11B	5B11B	5B11B	5B11B	5B11B	5B11B*	5B11B	5B11B	5B11B	5B11B	5B11B	5B11B
00990	34	#X AMPH/LAST12MO															6B11B
01020	75	#X QUAD/LAST12M	1B53B	1B53B	1B53B	1B53B	1B53B	1B53B	1B60B	1B60B	1B60B	1B60B	1B60B	1B60B	1B60B	1B60B	1B60B
01020		#X QUAD/LAST12MO	2B12B	2B12B	2B12B	2B12B	2B12B	2B12B	2B12B	2B12B	2B12B	2B12B	2B12B	2B12B	2B12B	2B12B	
01020		#X QUAD/LAST12MO	3B12B	3B12B	3B12B	3B12B	3B12B	3B12B	3B12B	3B12B	3B12B	3B12B	3B12B	3B12B	3B12B	3B12B	
01020		#X QUAD/LAST12MO	4B12B	4B12B	4B12B	4B12B	4B12B	4B12B	4B12B	4B12B	4B12B	4B12B	4B12B	4B12B	4B12B	4B12B	
01020		#X QUAD/LAST12MO	5B12B	5B12B	5B12B	5B12B	5B12B	5B12B	5B12B	5B12B	5B12B	5B12B	5B12B	5B12B	5B12B	5B12B	
01020		#X QUAD/LAST12MO														6B12B	
01050		#X BRBT/LAST12M	1B57B	1B57B	1B57B	1B57B	1B57B	1B57B	1B64B	1B64B	1B64B	1B64B	1B64B	1B64B	1B64B	1B64B	1B62B
01050		#X BRBT/LAST12MO	2B13B	2B13B	2B13B	2B13B	2B13B	2B13B	2B13B	2B13B	2B13B	2B13B	2B13B	2B13B	2B13B	2B13B	2B13B
01050		#X BRBT/LAST12MO	3B13B	3B13B	3B13B	3B13B	3B13B	3B13B	3B13B	3B13B	3B13B	3B13B	3B13B	3B13B	3B13B	3B13B	3B13B
01050		#X BRBT/LAST12MO	4B13B	4B13B	4B13B	4B13B	4B13B	4B13B	4B13B	4B13B	4B13B	4B13B	4B13B	4B13B	4B13B	4B13B	4B13B
01050		#X BRBT/LAST12MO	5B13B	5B13B	5B13B	5B13B	5B13B	5B13B	5B13B	5B13B	5B13B	5B13B	5B13B	5B13B	5B13B	5B13B	5B13B
01050		#X BRBT/LAST12MO														6B13B	6B13B
01052	75	#X SED/BARB/12MO															
01052	36	#X SED/BARB/12MO															
01052	36	#X SED/BARB/12MO															
01052	36	#X SED/BARB/12MO															
01052	36	#X SED/BARB/12MO															
01052	36	#X SED/BARB/12MO															
01080	77	#X TRQL/LAST12M	1B67B	1B67B	1B67B	1B67B	1B67B	1B67B	1B74B	1B74B	1B74B	1B74B	1B74B	1B74B	1B74B	1B74B	1B65B
01080	37	#X TRQL/LAST12MO	2B14B	2B14B	2B14B	2B14B	2B14B	2B14B	2B14B	2B14B	2B14B	2B14B	2B14B	2B14B	2B14B	2B14B	2B14B
01080	37	#X TRQL/LAST12MO	3B14B	3B14B	3B14B	3B14B	3B14B	3B14B	3B14B	3B14B	3B14B	3B14B	3B14B	3B14B	3B14B	3B14B	3B14B
01080	37	#X TRQL/LAST12MO	4B14B	4B14B	4B14B	4B14B	4B14B	4B14B	4B14B	4B14B	4B14B	4B14B	4B14B	4B14B	4B14B	4B14B	4B14B
01080	37	#X TRQL/LAST12MO	5B14B	5B14B	5B14B	5B14B	5B14B	5B14B	5B14B	5B14B	5B14B	5B14B	5B14B	5B14B	5B14B	5B14B	5B14B
01080	37	#X TRQL/LAST12MO														6B14B	6B14B
01110	85	#X "H"/LAST 12MO	1B85B	1B85B	1B85B	1B85B	1B85B	1B85B	1B92B	1B92B	1B92B	1B92B	1B92B	1B92B	1B92B	1B92B	1B86B
01110		#X "H"/LAST 12MO	2B15B	2B15B	2B15B	2B15B	2B15B	2B15B	2B15B	2B15B	2B15B	2B15B	2B15B	2B15B	2B15B	2B15B	2B15B
01110	37	#X "H"/LAST 12MO	3B15B	3B15B	3B15B	3B15B	3B15B	3B15B	3B15B	3B15B	3B15B	3B15B	3B15B	3B15B	3B15B	3B15B	3B15B
01110	37	#X "H"/LAST 12MO	4B15B	4B15B	4B15B	4B15B	4B15B	4B15B	4B15B	4B15B	4B15B	4B15B	4B15B	4B15B	4B15B	4B15B	4B15B
01110		#X "H"/LAST 12MO	5B15B	5B15B	5B15B	5B15B	5B15B	5B15B	5B15B	5B15B	5B15B	5B15B	5B15B	5B15B	5B15B	5B15B	5B15B
01110		#X "H"/LAST 12MO														6B15B	6B15B
01140	86	#X NARC/LAST12M	1B95B	1B95B	1B95B	1B95B	1B95B	1B95B	1B94B	1B94B	1B94B	1B94B	1B94B	1B94B	1B94B	1B94B	1B88B
01140	39	#X NARC/LAST12MO	2B16B	2B16B	2B16B	2B16B	2B16B	2B16B	2B16B	2B16B	2B16B	2B16B	2B16B	2B16B	2B16B	2B16B	2B16B
01140	39	#X NARC/LAST12MO	3B16B	3B16B	3B16B	3B16B	3B16B	3B16B	3B16B	3B16B	3B16B	3B16B	3B16B	3B16B	3B16B	3B16B	3B16B
01140	39	#X NARC/LAST12MO	4B16B	4B16B	4B16B	4B16B	4B16B	4B16B	4B16B	4B16B	4B16B	4B16B	4B16B	4B16B	4B16B	4B16B	4B16B
01140	39	#X NARC/LAST12MO	5B16B	5B16B	5B16B	5B16B	5B16B	5B16B	5B16B	5B16B	5B16B	5B16B	5B16B	5B16B	5B16B	5B16B	5B16B
01140	39	#X NARC/LAST12MO														6B16B	6B16B
01170	39	#X INHL/LAST12MO	2B17B	2B17B	2B17B	2B17B	2B17B	2B17B	2B17B	2B17B	2B17B	2B17B	2B17B	2B17B	2B17B	2B17B	2B17B
01170	39	#X INHL/LAST12MO	3B17B	3B17B	3B17B	3B17B	3B17B	3B17B	3B17B	3B17B	3B17B	3B17B	3B17B	3B17B	3B17B	3B17B	3B17B
01170		#X INHL/LAST12MO	4B17B	4B17B	4B17B	4B17B	4B17B	4B17B	4B17B	4B17B	4B17B	4B17B	4B17B	4B17B	4B17B	4B17B	4B17B
01170	39	#X INHL/LAST12MO	5B17B	5B17B	5B17B	5B17B	5B17B	5B17B	5B17B	5B17B	5B17B	5B17B	5B17B	5B17B	5B17B	5B17B	5B17B
01170		#X INHL/LAST12MO														6B17B	6B17B
01182	126	#X PCP/LAST12MO				2E02B	2E02B	2E02B	2E02B	2E02B	2E02B	2E02B	2E02B	2E02B	2E04B*	2E04B	2E04B
01185		#X PPRS/LAST12MO				2E03B	2E03B	2E03B	2E03B	2E03B	2E03B	2E03B	2E03B	2E03B	2E05B*	2E05B	2E05B
02050	60	#X HASH/LAST12M	1B18B	1B18B	1B18B	1B18B	1B18B	1B18B	1B18B	1B18B	1B18B	1B18B	1B18B	1B18B	1B18B	1B18B	1B18B
02080	61	#X MARJ/LAST12M	1B19B	1B19B	1B19B	1B19B	1B19B	1B19B	1B19B	1B19B	1B19B	1B19B	1B19B	1B19B	1B19B	1B19B	1B19B
08520		12MO,#OCC PAINRF	3A27A	3A27A	3A27A	3A27A	3A27A	3A27A	3A27A	3A27A	3A27A	3A27A	3A27A	3A27A	3A27A	3A27A	3A27A
08530		12MO,#OCC SLP PL	3A27B	3A27B	3A27B	3A27B	3A27B	3A27B	3A27B	3A27B	3A27B	3A27B	3A27B	3A27B	3A27B	3A27B	3A27B
08540		12MO,#OCC AWK PL	3A27C	3A27C	3A27C	3A27C	3A27C	3A27C	3A27C	3A27C	3A27C	3A27C	3A27C	3A27C	3A27C	3A27C	3A27C
08550		12MO,#OCC CALM P	3A27D	3A27D	3A27D	3A27D	3A27D	3A27D	3A27D	3A27D	3A27D	3A27D	3A27D	3A27D	3A27D	3A27D	3A27D
11010	182	#X BEER/LAST12MO	4D04B	4D04B	4D04B	4D04B	4D04B	4D04B	4D11B	4D11B	4D11B	4D11B	4D11B	4D11B	4D11B	4D11B	4D11B
11050	183	#X WINE/LAST12MO	4D06B	4D06B	4D06B	4D06B	4D06B	4D06B	4D13B	4D13B	4D13B	4D13B	4D13B	4D13B	4D13B	4D15B	4D15B
11090	184	#X LIQR/LAST12MO	4D08B	4D08B	4D08B	4D08B	4D08B	4D08B	4D15B	4D15B	4D15B	4D15B	4D15B	4D15B	4D15B	4D17B	4D17B
21230	69	#X DIETPILL/12M							1B46B	1B46B	1B46B	1B46B	1B46B	1B46B	1B46B	1B46B	1B46B
21260	69	#X STA-AWAK/12M							1B47B	1B47B	1B47B	1B47B	1B47B	1B47B	1B47B	1B47B	1B47B
21290	70	#X LOOKALIK/12M							1B48B	1B48B	1B48B	1B48B	1B48B	1B48B	1B48B	1B48B	1B48B
22270	80	#X CRACK/LST12M													1B84B	1B84B	1B75B
22270	33	#X CRACK/LAST12M													2E03B	2E03B	2E03B
22270	33	#X CRACK/LAST12M															3B11B
22270	33	#X CRACK/LAST12M															4B11B
22270	33	#X CRACK/LAST12M															5E06B
22270	33	#X CRACK/LAST12M															6B11B
22330	81	#XOTH COKE/12MO													1B85B	1B85B	1B85B
22330	33	#XOTH COKE/12MO															3B12B
22330	33	#XOTH COKE/12MO															

267

*=item text changed from previous year



Item Ref. No.	Page Loc. in Vol.	ITEM DESCRIPTION (ABBREVIATED)	QUESTIONNAIRE LOCATION BY YEAR (FORM, SECTION, AND QUESTION NUMBER)															
			1976	1977	1978	1979	1980	1981	1982	1983	1984	1985	1986	1987	1988	1989	1990	

A01b: DRUGS. Number of uses in last 12 months (continued)

29670	38	#X H 12M W/O NDL															
29670	38	#X H 12M W/O NDL															
29780		#X ROHYPNOL/12MO															
29785		#X ROHYPNOL/12MO															
29785	41	#X ROHYPNOL/12MO															
30810	34	#X METHAMPH/12MO															
30810	34	#X METHAMPH/12MO															
31050		#X GHB/LAST12MO															
31050		#X GHB/LAST12MO															
31050	249	#X GHB/LAST12MO															
31060		#X KETAMINE/12M															
31060	41	#X KETAMINE/12M															
31060	41	#X KETAMINE/12M															
31070		#X SMK BIDI/12M															
31070		#X SMK BIDI/12M															
31070	250	#X SMK BIDI/12M															
31150		#X SMK KRETK/12M															
31150	250	#X SMK KRETK/12M															
31160	42	#X ANDRO/12MO															
31160	42	#X ANDRO/12MO															
31170	42	#X CREATINE/12MO															
31170	42	#X CREATINE/12MO															
31180	41	#X RITALIN/12MO															
31180	41	#X RITALIN/12MO															
31310	42	#X OXYCONTN/12MO															
31310	42	#X OXYCONTN/12MO															
31310	42	#X OXYCONTN/12MO															
31320	42	#X VICODIN/12MO															
31320	42	#X VICODIN/12MO															
31320	42	#X VICODIN/12MO															
31320	42	#X VICODIN/12MO															
31350		#X ALCOPOPS/12MO															
31370	214	#X FLVRDLC/12MO															
31670	41	#X COUGHMED/12MO															
31670	41	#X COUGHMED/12MO															
32450	42	#X ADDERALL/12MO															
32450	42	#X ADDERALL/12MO															
32500	42	#X SALVIA/12MO															
32500	42	#X SALVIA/12MO															
32510	43	#X PROVIGIL/12MO															
32510	43	#X PROVIGIL/12MO															
32660	151	#X HOOKAH/12MO															
32670	151	#X SMALL CIGARS/															

A01c: DRUGS. Number of uses in last 30 days

00780	54	#CIGS SMKD/30DA	1B003	1B003	1B003	1B003	1B003	1B003	1B003	1B003	1B003	1B003	1B003	1B002	1B002	1B002	1B002
00780	28	#CIGS SMKD/30DAY	2B02	2B02	2B02	2B02	2B02	2B02	2B02	2B02	2B02	2B02	2B02	2B02	2B02	2B02	2B02
00780	28	#CIGS SMKD/30DAY	3B02	3B02	3B02	3B02	3B02	3B02	3B02	3B02	3B02	3B02	3B02	3B02	3B02	3B02	3B02
00780	28	#CIGS SMKD/30DAY	4B02	4B02	4B02	4B02	4B02	4B02	4B02	4B02	4B02	4B02	4B02	4B02	4B02	4B02	4B02
00780	28	#CIGS SMKD/30DAY	5B02	5B02	5B02	5B02	5B02	5B02	5B02	5B02	5B02	5B02	5B02	5B02	5B02	5B02	5B02
00780	28	#CIGS SMKD/30DAY														6B02	6B02
00830	56	#X DRNK/LAST30D	1B07C	1B07C	1B07C	1B07C	1B07C	1B07C	1B07C	1B07C	1B07C	1B07C	1B07C	1B07C	1B07C*	1B07C	1B07C
00830	29	#X DRNK/LAST30DA	2B04C	2B04C	2B04C	2B04C	2B04C	2B04C	2B04C	2B04C	2B04C	2B04C	2B04C	2B04C	2B04C	2B04C	2B04C
00830	29	#X DRNK/LAST30DA	3B04C	3B04C	3B04C	3B04C	3B04C	3B04C	3B04C	3B04C	3B04C	3B04C	3B04C	3B04C	3B04C	3B04C	3B04C
00830	29	#X DRNK/LAST30DA	4B04C	4B04C	4B04C	4B04C	4B04C	4B04C	4B04C	4B04C	4B04C	4B04C	4B04C	4B04C	4B04C	4B04C	4B04C
00830	29	#X DRNK/LAST30DA	5B04C	5B04C	5B04C	5B04C	5B04C	5B04C	5B04C	5B04C	5B04C	5B04C	5B04C	5B04C	5B04C	5B04C	5B04C
00830	29	#X DRNK/LAST30DA														6B04C	6B04C
00880	31	#X MJ+HS/LAST30DA	2B07C	2B07C	2B07C	2B07C	2B07C	2B07C	2B07C	2B07C	2B07C	2B07C	2B07C	2B07C	2B07C	2B07C	2B07C
00880	31	#X MJ+HS/LAST30DA	3B07C	3B07C	3B07C	3B07C	3B07C	3B07C	3B07C	3B07C	3B07C	3B07C	3B07C	3B07C	3B07C	3B07C	3B07C
00880	31	#X MJ+HS/LAST30DA	4B07C	4B07C	4B07C	4B07C	4B07C	4B07C	4B07C	4B07C	4B07C	4B07C	4B07C	4B07C	4B07C	4B07C	4B07C
00880	31	#X MJ+HS/LAST30DA	5B07C	5B07C	5B07C	5B07C	5B07C	5B07C	5B07C	5B07C	5B07C	5B07C	5B07C	5B07C	5B07C	5B07C	5B07C
00880	31	#X MJ+HS/LAST30DA														6B07C	6B07C
00910	65	#X LSD/LAST 30D	1B29C	1B29C	1B29C	1B29C	1B29C	1B29C	1B29C	1B33C	1B33C	1B33C	1B33C	1B33C	1B33C	1B33C	1B33C
00910	31	#X LSD/LAST 30DA	2B08C	2B08C	2B08C	2B08C	2B08C	2B08C	2B08C	2B08C	2B08C	2B08C	2B08C	2B08C	2B08C	2B08C	2B08C
00910	31	#X LSD/LAST 30DA	3B08C	3B08C	3B08C	3B08C	3B08C	3B08C	3B08C	3B08C	3B08C	3B08C	3B08C	3B08C	3B08C	3B08C	3B08C
00910	31	#X LSD/LAST 30DA	4B08C	4B08C	4B08C	4B08C	4B08C	4B08C	4B08C	4B08C	4B08C	4B08C	4B08C	4B08C	4B08C	4B08C	4B08C
00910	31	#X LSD/LAST 30DA	5B08C	5B08C	5B08C	5B08C	5B08C	5B08C	5B08C	5B08C	5B08C	5B08C	5B08C	5B08C	5B08C	5B08C	5B08C
00910	31	#X LSD/LAST 30DA														6B08C	6B08C
00940	68	#X PSYD/LAST30D	1B38C	1B38C	1B38C	1B38C	1B38C	1B38C	1B38C	1B42C	1B42C	1B42C	1B42C	1B42C	1B42C	1B42C	1B42C
00940	32	#X PSYD/LAST30DA	2B09C	2B09C	2B09C	2B09C	2B09C	2B09C	2B09C	2B09C	2B09C	2B09C	2B09C	2B09C	2B09C	2B09C	2B09C
00940	32	#X PSYD/LAST30DA	3B09C	3B09C	3B09C	3B09C	3B09C	3B09C	3B09C	3B09C	3B09C	3B09C	3B09C	3B09C	3B09C	3B09C	3B09C
00940	32	#X PSYD/LAST30DA	4B09C	4B09C	4B09C	4B09C	4B09C	4B09C	4B09C	4B09C	4B09C	4B09C	4B09C	4B09C	4B09C	4B09C	4B09C
00940	32	#X PSYD/LAST30DA	5B09C	5B09C	5B09C	5B09C	5B09C	5B09C	5B09C	5B09C	5B09C	5B09C	5B09C	5B09C	5B09C	5B09C	5B09C
00970		#X COKE/LAST30DA	1B76C	1B76C	1B76C	1B76C	1B76C	1B76C	1B76C	1B83C	1B83C	1B83C	1B83C	1B83C			
00970	32	#X COKE/LAST30DA	2B10C	2B10C	2B10C	2B10C	2B10C	2B10C	2B10C	2B10C	2B10C	2B10C	2B10C	2B10C	2B10C	2B10C	2B10C
00970		#X COKE/LAST30DA	3B10C	3B10C	3B10C	3B10C	3B10C	3B10C	3B10C	3B10C	3B10C	3B10C	3B10C	3B10C	3B10C	3B10C	3B10C
00970		#X COKE/LAST30DA	4B10C	4B10C	4B10C	4B10C	4B10C	4B10C	4B10C	4B10C	4B10C	4B10C	4B10C	4B10C	4B10C	4B10C	4B10C
00970	32	#X COKE/LAST30DA	5B10C	5B10C	5B10C	5B10C	5B10C	5B10C	5B10C	5B10C	5B10C	5B10C	5B10C	5B10C	5B10C	5B10C	5B10C
00970		#X COKE/LAST30DA														6B10C	6B10C
01000	71	#X AMPH/LAST30D	1B43C	1B43C	1B43C	1B43C	1B43C	1B43C	1B43C	1B50C*	1B50C	1B50C	1B50C	1B50C	1B50C	1B50C	1B50C
01000	34	#X AMPH/LAST30DA	2B11C	2B11C	2B11C	2B11C	2B11C	2B11C	2B11C	2B11C*	2B11C	2B11C	2B11C	2B11C	2B11C	2B11C	2B11C
01000	34	#X AMPH/LAST30DA	3B11C	3B11C	3B11C	3B11C	3B11C	3B11C	3B11C	3B11C	3B11C	3B11C	3B11C	3B11C	3B11C	3B11C	3B11C
01000	34	#X AMPH/LAST30DA	4B11C	4B11C	4B11C	4B11C	4B11C	4B11C	4B11C	4B11C*	4B11C	4B11C	4B11C	4B11C	4B11C	4B11C	4B11C

*item text changed from previous year

269

A01b: DRUGS. Number of uses in last 12 months (continued)

A01c: DRUGS. Number of uses in last 30 days

*=item text changed from previous year

*=item text changed from previous year

271

*=item text changed from previous year

*=item text changed from previous year

273

A01c: DRUGS. Number of uses in last 30 days (continued)

A01d: DRUGS. Quantity used

A01e: DRUGS. How high? (How often?)

A01f: DRUGS. How long high?

A01a: DRUGS. Incidence of first use

*=item text changed from previous year

A01q: DRUGS. Incidence of first use (continued)

A01h: DRUGS. Use with other drugs

[illegible]

*=item text changed from previous year

QUESTION INDEX 1976-2010

275

Item Ref. No.	QUESTIONNAIRE LOCATION																			
	BY YEAR																			
	(FORM, SECTION, AND QUESTION NUMBER)																			
	1991	1992	1993	1994	1995	1996	1997	1998	1999	2000	2001	2002	2003	2004	2005	2006	2007	2008	2009	2010

A01g: DRUGS. Incidence of first use (continued)

05585	1B100N	1B100N	1B100N	1B100N	1B100N	1B100N	1B100N	1B100N	1B100N	1B100N	1B100N	1B100N	1B100N	1B100N	1B100N	1B100N	1B101N	1B101N	1B102N	1B102M
05585	3E10P	3E10P	3E10P	3E10P	3E10P	3E10P	3E09P	3E10P	3E10P	3E10P	3E10P	3E10P	3E10P	3E10P	3E10P	3E11P	3E11P	3E12P	3E12P	3E12P
05585	6D07E	6D07E	6D07E	6D07E	6D07E	6D07E		1B100C	1B100C	1B100C	1B100C	1B100C	1B100C	1B100C	1B100C	1B100C	1B101C	1B101C	1B102C	1B102C
05590	1B100C	1B100C	1B100C	1B100C	1B100C	1B100C		3E10C	3E10C	3E10C	3E10C	3E10C	3E10C	3E10C	3E10C	3E11C	3E11C	3E12C	3E12C	3E12C
05590	3E10C	3E10C	3E10C	3E10C	3E10C	3E10C	3E09C	3E10C	3E10C	3E10C	3E10C	3E10C	3E10C	3E10C	3E10C	3E11C	3E11C	3E12C	3E12C	3E12C
05590	6D07F	6D07F	6D07F	6D07F	6D07F	6D07F		1B100D	1B100D	1B100D	1B100D	1B100D	1B100D	1B100D	1B100D	1B100D	1B101D	1B101D	1B102D	1B102D
05600	1B100D	1B100D	1B100D	1B100D	1B100D	1B100D		3E09D	3E10D	3E10D	3E10D	3E10D	3E10D	3E10D	3E10D	3E11D	3E11D	3E12D	3E12D	3E12D
05600	3E10D	3E10D	3E10D	3E10D	3E10D	3E10D		3E10D	3E10D	3E10D	3E10D	3E10D	3E10D	3E10D	3E10D	3E11D	3E11D	3E12D	3E12D	3E12D
05600	6D07G	6D07G	6D07G	6D07G	6D07G	6D07G		6D07G	6D07G	6D07G	6D07G	6D07G	6D07G	6D07G	6D07G	6D07G	6D07G	6D07G	6D07G	6D07G
05610	1B100E	1B100E	1B100E	1B100E	1B100E	1B100E		1B100E	1B100E	1B100E	1B100E	1B100E	1B100E	1B100E	1B100E	1B100E	1B101E	1B101E	1B102E	1B102E
05610	3E10E	3E10E	3E10E	3E10E	3E10E	3E10E		3E09E	3E10E	3E10E	3E10E	3E10E	3E10E	3E10E	3E10E	3E11E	3E11E	3E12E	3E12E	3E12E
05610	6D07H	6D07H	6D07H	6D07H	6D07H	6D07H		6D07H	6D07H	6D07H	6D07H	6D07H	6D07H	6D07H	6D07H	6D07H	6D07H	6D07H	6D07H	6D07H
05620	1B100F	1B100F	1B100F	1B100F	1B100F	1B100F		1B100F	1B100F	1B100F	1B100F	1B100F	1B100F	1B100F	1B100F	1B100F	1B101F	1B101F	1B102F	1B102F
05620	3E10F	3E10F	3E10F	3E10F	3E10F	3E10F		3E09F	3E10F	3E10F	3E10F	3E10F	3E10F	3E10F	3E10F	3E11F	3E11F	3E12F	3E12F	3E12F
05620	6D07I	6D07I	6D07I	6D07I	6D07I	6D07I		6D07I	6D07I	6D07I	6D07I	6D07I	6D07I	6D07I	6D07I	6D07I	6D07I	6D07I	6D07I	6D07I
05630	1B100G	1B100G	1B100G	1B100G	1B100G	1B100G		1B100G	1B100G	1B100G	1B100G	1B100G	1B100G	1B100G	1B100G	1B100G	1B101G	1B101G	1B102G	
05630	3E10G	3E10G	3E10G	3E10G	3E10G	3E10G		3E09G	3E10G	3E10G	3E10G	3E10G	3E10G	3E10G	3E10G	3E11G	3E11G	3E12G	3E12G	3E12G
05630	6D07J	6D07J	6D07J	6D07J	6D07J	6D07J		6D07J	6D07J	6D07J	6D07J	6D07J	6D07J	6D07J	6D07J	6D07J	6D07J	6D07J	6D07J	6D07J
05640	1B100H	1B100H	1B100H	1B100H	1B100H	1B100H		1B100H	1B100H	1B100H	1B100H	1B100H	1B100H	1B100H	1B100H	1B100H	1B101H	1B101H	1B102H	1B102G
05640	3E10H	3E10H	3E10H	3E10H	3E10H	3E10H		3E09H	3E10H	3E10H	3E10H	3E10H	3E10H	3E10H	3E10H	3E10H	3E10H	3E10H	3E10H	3E10H
05640	6D07K	6D07K	6D07K	6D07K	6D07K	6D07K														
05645																				
05650	1B100I	1B100I	1B100I	1B100I	1B100I	1B100I		1B100I	1B100I	1B100I	1B100I	1B100I	1B100I	1B100I	1B100I	1B100I	1B101I	1B101I	1B102I	1B102H
05650	3E10I	3E10I	3E10I	3E10I	3E10I	3E10I		3E09I	3E10I	3E10I	3E10I	3E10I	3E10I	3E10I	3E10I	3E11I	3E11I	3E12I	3E12I	3E12I
05650	6D07L	6D07L	6D07L	6D07L	6D07L	6D07L														
05660	1B100J	1B100J	1B100J	1B100J	1B100J	1B100J		1B100J	1B100J	1B100J	1B100J	1B100J	1B100J	1B100J	1B100J	1B100J	1B101J	1B101J	1B102J	1B102I
05660	3E10J	3E10J	3E10J	3E10J	3E10J	3E10J		3E09J	3E10J	3E10J	3E10J	3E10J	3E10J	3E10J	3E10J	3E11J	3E11J	3E12J	3E12J	3E12J
05661	1B100O	1B100O	1B100O	1B100O	1B100O	1B100O		1B100O	1B100O	1B100O	1B100O	1B100O	1B100O	1B100O	1B100O	1B100O	1B101O	1B101O	1B102O	1B102N
05661	2E08A	2E08A	2E08A	2E08A	2E08A	2E08A		2E08A	2E08A	2E08A	2E08A	2E08A	2E08A	2E08A	2E08A	2E08A	2E08A	2E08A	2E08A	2E06A
05661	3E10Q	3E10Q	3E10Q	3E10Q	3E10Q	3E10Q		3E09Q	3E10Q	3E10Q	3E10Q	3E10Q	3E10Q	3E10Q	3E10Q	3E11Q	3E11Q	3E12Q	3E12Q	3E12Q
05661	6D07M	6D07M	6D07M	6D07M	6D07M	6D07M		6D07M	6D07M	6D07M	6D07M	6D07M	6D07M	6D07M	6D07M	6D07M	6D07M	6D07M	6D07M	6D07M
05662	2E08B	2E08B	2E08B	2E08B	2E08B	2E08B		2E08B	2E08B	2E08B	2E08B	2E08B	2E08B	2E08B	2E08B	2E08B	2E08B	2E08B	2E08B	2E06B
05662	6D07N	6D07N	6D07N	6D07N	6D07N	6D07N		6D07N	6D07N	6D07N	6D07N	6D07N	6D07N	6D07N	6D07N	6D07N	6D07N	6D07N	6D07N	6D07N
05670	1B100K	1B100K	1B100K	1B100K	1B100K	1B100K		1B100K	1B100K	1B100K	1B100K	1B100K	1B100K	1B100K	1B100K	1B100K	1B101K	1B101K	1B102K	1B102J
05670	3E10K	3E10K	3E10K	3E10K	3E10K	3E10K		3E09K	3E10K	3E10K	3E10K	3E10K	3E10K	3E10K	3E10K	3E11K	3E11K	3E12K	3E12K	3E12K
05670	6D07O	6D07O	6D07O	6D07O	6D07O	6D07O		6D07O	6D07O	6D07O	6D07O	6D07O	6D07O	6D07O	6D07O	6D07O	6D07O	6D07O	6D07O	6D07O
05680	1B100L	1B100L	1B100L	1B100L	1B100L	1B100L		1B100L	1B100L	1B100L	1B100L	1B100L	1B100L	1B100L	1B100L	1B100L	1B101L	1B101L	1B102L	1B102K
05680	3E10L	3E10L	3E10L	3E10L	3E10L	3E10L		3E09L	3E10L	3E10L	3E10L	3E10L	3E10L	3E10L	3E10L	3E11L	3E11L	3E12L	3E12L	3E12L
05680	6D07P	6D07P	6D07P	6D07P	6D07P	6D07P		6D07P	6D07P	6D07P	6D07P	6D07P	6D07P	6D07P	6D07P	6D07P	6D07P	6D07P	6D07P	6D07P
05685	3E10M	3E10M	3E10M	3E10M	3E10M	3E10M		3E09M	3E10M	3E10M	3E10M	3E10M	3E10M	3E10M	3E10M	3E11M	3E11M	3E12M	3E12M	3E12M
05685	6D07Q	6D07Q	6D07Q	6D07Q	6D07Q	6D07Q		6D07Q	6D07Q	6D07Q	6D07Q	6D07Q	6D07Q	6D07Q	6D07Q	6D07Q	6D07Q	6D07Q	6D07Q	6D07Q
05686	2E08C	2E08C	2E08C	2E08C	2E08C	2E08C		2E08C	2E08C	2E08C	2E08C	2E08C	2E08C	2E08C	2E08C	2E08C	2E08C	2E08C	2E08C	2E08C
05687	2E08D	2E08D	2E08D	2E08D	2E08D	2E08D		2E08D	2E08D	2E08D	2E08D	2E08D	2E08D	2E08D	2E08D	2E08D	2E08D	2E08D	2E08D	2E08D
21190	1B029	1B029	1B029	1B029	1B029	1B029		1B029	1B029	1B029	1B029	1B029	1B029	1B029	1B029	1B029	1B029	1B029	1B029	1B029
23810	2E08F	2E08F	2E08F	2E08F	2E08F	2E08F		2E08F	2E08F	2E08F	2E08F	2E08F	2E08F	2E08F	2E08F	2E08F	2E08F	2E08F	2E08F	2E06D
23810	6D07R	6D07R	6D07R	6D07R	6D07R	6D07R		6D07R	6D07R	6D07R	6D07R	6D07R	6D07R	6D07R	6D07R	6D07R	6D07R	6D07R	6D07R	6D07R
24430	1B100P	1B100P	1B100P	1B100P	1B100P	1B100P		1B100P	1B100P	1B100P	1B100P	1B100P	1B100P	1B100P	1B100P	1B100P	1B101P	1B101P	1B102P	1B102O
24430	2E08E	2E08E	2E08E	2E08E	2E08E	2E08E		2E08E	2E08E	2E08E	2E08E	2E08E	2E08E	2E08E	2E08E	2E08E	2E08E	2E08E	2E08E	2E06C
25680	6D07S	6D07S	6D07S	6D07S	6D07S	6D07S		6D14	6D14	6D15	6D15	6D15	6D15	6D15	6D15	6D15	6D15	6D15	6D15	6D15
31470																				
31470																				

A01h: DRUGS. Use with other drugs

02200	1B021	1B021	1B021	1B021	1B021	1B021	1B021	1B021	1B021	1B021	1B021	1B021	1B021	1B021	1B021	1B021	1B021	1B021	1B021	1B021
02500	1B35A	1B35A	1B35A	1B35A	1B35A	1B35A	1B35A	1B35A	1B35A	1B35A	1B35A	1B35A	1B35A	1B35A	1B35A	1B35A	1B35A	1B35A	1B35A	1B35A
02510	1B35B	1B35B	1B35B	1B35B	1B35B	1B35B	1B35B	1B35B	1B35B	1B35B	1B35B	1B35B	1B35B	1B35B	1B35B	1B35B	1B35B	1B35B	1B35B	1B35B
02900	1B52A	1B52A	1B52A	1B52A	1B52A	1B52A	1B52A	1B52A	1B52A	1B52A	1B52A	1B52A	1B52A	1B52A	1B52A	1B52A	1B52A	1B52A	1B52A	1B52A
02910	1B52B	1B52B	1B52B	1B52B	1B52B	1B52B	1B52B	1B52B	1B52B	1B52B	1B52B	1B52B	1B52B	1B52B	1B52B	1B52B	1B52B	1B52B	1B52B	1B52B
02920	1B52C	1B52C	1B52C	1B52C	1B52C	1B52C	1B52C	1B52C	1B52C	1B52C	1B52C	1B52C	1B52C	1B52C	1B52C	1B52C	1B52C	1B52C	1B52C	1B52C
02930	1B52D	1B52D	1B52D	1B52D	1B52D	1B52D	1B52D	1B52D	1B52D	1B52D	1B52D	1B52D	1B52D	1B52D	1B52D	1B52D	1B52D	1B52D	1B52D	1B52D
03390																				
03400																				
03410																				
03420																				
03430																				
03440																				
03840	1B67A	1B67A	1B67A	1B67A	1B67A	1B67A	1B67A	1B67A	1B67A	1B67A	1B67A	1B67A	1B67A	1B67A	1B67A	1B67A	1B67A	1B67A	1B67A	1B67A
03850	1B67B	1B67B	1B67B	1B67B	1B67B	1B67B	1B67B	1B67B	1B67B	1B67B	1B67B	1B67B	1B67B	1B67B	1B67B	1B67B	1B67B	1B67B	1B67B	1B67B
03860	1B67C	1B67C	1B67C	1B67C	1B67C	1B67C	1B67C	1B67C	1B67C	1B67C	1B67C	1B67C	1B67C	1B67C	1B67C	1B67C	1B67C	1B67C	1B67C	1B67C
03870	1B67D	1B67D	1B67D	1B67D	1B67D	1B67D	1B67D	1B67D	1B67D	1B67D	1B67D	1B67D	1B67D	1B67D	1B67D	1B67D	1B67D	1B67D	1B67D	1B67D
03880	1B67E	1B67E	1B67E	1B67E	1B67E	1B67E	1B67E	1B67E	1B67E	1B67E	1B67E	1B67E	1B67E	1B67E	1B67E	1B67E	1B67E	1B67E	1B67E	1B67E
03890	1B67F	1B67F	1B67F	1B67F	1B67F	1B67F	1B67F	1B67F	1B67F	1B67F	1B67F	1B67F	1B67F	1B67F	1B67F	1B67F	1B67F	1B67F	1B67F	1B67F
03900	1B67G	1B67G	1B67G	1B67G	1B67G	1B67G	1B67G	1B67G	1B67G	1B67G	1B67G	1B67G	1B67G	1B67G	1B67G	1B67G	1B67G	1B67G	1B67G	1B67G
04290	1B78A	1B78A	1B78A	1B78A	1B78A	1B78A	1B78A	1B78A	1B78A	1B78A	1B78A	1B78A	1B78A	1B78A	1B78A	1B78A	1B78A	1B78A	1B79A	1B79A
04300	1B78B	1B78B	1B78B	1B78B	1B78B	1B78B	1B78B	1B78B	1B78B	1B78B	1B78B	1B78B	1B78B	1B78B	1B78B	1B78B	1B78B	1B78B	1B79B	1B79B
04310	1B78C	1B78C	1B78C	1B78C	1B78C	1B78C	1B78C	1B78C	1B78C	1B78C	1B78C	1B78C	1B78C	1B78C	1B78C	1B78C	1B78C	1B78C	1B79C	1B79C
04320	1B78D	1B78D	1B78D	1B78D	1B78D	1B78D	1B78D	1B78D	1B78D	1B78D	1B78D	1B78D	1B78D	1B78D	1B78D	1B78D	1B78D	1B78D	1B79D	1B79D
04330	1B78E	1B78E	1B78E	1B78E	1B78E	1B78E	1B78E	1B78E	1B78E	1B78E	1B78E	1B78E	1B78E	1B78E	1B78E	1B78E	1B78E	1B78E	1B79E	1B79E
04340	1B78F	1B78F	1B78F	1B78F	1B78F	1B78F	1B78F	1B78F	1B78F	1B78F	1B78F	1B78F	1B78F	1B78F	1B78F	1B78F	1B78F	1B78F	1B79F	1B79F
04350	1B78G	1B78G	1B78G	1B78G	1B78G	1B78G	1B78G	1B78G	1B78G	1B78G	1B78G	1B78G	1B78G	1B78G	1B78G	1B78G	1B78G	1B78G	1B79G	1B79G
04360	1B78H	1B78H	1B78H	1B78H	1B78H	1B78H	1B78H	1B78H	1B78H	1B78H	1B78H	1B78H	1B78H	1B78H	1B78H	1B78H	1B78H	1B78H	1B79H	1B79H

*=item text changed from previous year

277

A01h: DRUGS. Use with other drugs (continued)

A01i: DRUGS. Tried to stop

A01j: DRUGS. Use on doctor's orders?

A01k: DRUGS. Bad trip?

[illegible]

A01I: DRUGS. Kinds of drugs

*=item text changed from previous year

[illegible]

[illegible]

281

A01n: DRUGS. Source (continued)

A01o: DRUGS. Non-alcoholic drinks (caffeine, soda, energy drinks, etc.)

A02a: DRUGS. Friends' use

*=item text changed from previous year

[illegible]

[illegible]

A02a: DRUGS. Friends' use (continued)

[illegible]

A02b: DRUGS. Exposure to users

08750																					
08760																					
08770																					
08780																					
08790																					
08800																					
08810																					
08820																					
08830																					
08835																					
08840																					
20590	3A28A	3A28A	3A28A	3A28A	3A28A	3A28A	3A28A	3A28A	3A28A	3A28A	3A28A	3A28A	3A28A	3A28A	3A28A	3A28A	3A28A	3A28A	3A28A	3A28A	3A28A
20600	3A28B	3A28B	3A28B	3A28B	3A28B	3A28B	3A28B	3A28B	3A28B	3A28B	3A28B	3A28B	3A28B	3A28B	3A28B	3A28B	3A28B	3A28B	3A28B	3A28B	3A28B
20610	3A28C	3A28C	3A28C	3A28C	3A28C	3A28C	3A28C	3A28C	3A28C	3A28C	3A28C	3A28C	3A28C*	3A28C	3A28C	3A28C	3A28C	3A28C	3A28C	3A28C	3A28C
20620	3A28D	3A28D	3A28D	3A28D	3A28D	3A28D	3A28D	3A28D	3A28D	3A28D	3A28D	3A28D	3A28D	3A28D	3A28D	3A28D	3A28D	3A28D	3A28D	3A28D	3A28D
20630	3A28E	3A28E	3A28E	3A28E	3A28E	3A28E	3A28E	3A28E	3A28E	3A28E	3A28E	3A28E	3A28E	3A28E							
20635															3A28E	3A28E	3A28E	3A28E	3A28E	3A28E	3A28E
20640	3A28F	3A28F	3A28F	3A28F	3A28F	3A28F	3A28F	3A28F	3A28F	3A28F	3A28F	3A28F	3A28F*	3A28F	3A28F	3A28F	3A28F	3A28F	3A28F	3A28F	3A28F
20650	3A28G	3A28G	3A28G	3A28G	3A28G	3A28G	3A28G	3A28G	3A28G	3A28G	3A28G	3A28G	3A28G	3A28G	3A28G	3A28G	3A28G	3A28G	3A28G	3A28G	3A28G
20660	3A28H	3A28H	3A28H	3A28H	3A28H	3A28H	3A28H	3A28H	3A28H	3A28H	3A28H	3A28H	3A28H	3A28H	3A28H	3A28H	3A28H	3A28H	3A28H	3A28H	3A28H
20670	3A28I	3A28I	3A28I	3A28I	3A28I	3A28I	3A28I	3A28I	3A28I	3A28I	3A28I	3A28I	3A28I*	3A28I	3A28I	3A28I	3A28I	3A28I	3A28I	3A28I	3A28I*
20680	3A28J	3A28J	3A28J	3A28J	3A28J	3A28J	3A28J	3A28J	3A28J	3A28J	3A28J	3A28J	3A28J	3A28J	3A28J	3A28J	3A28J	3A28J	3A28J	3A28J	3A28J
21920	5E09B	5E09B	5E09B	5E09B	5E09B	5E09B	5E09B	5E09B	5E09B	5E09B	5E09B	5E09B	5E09B	5E09B	5E09B	5E09B	5E11B	5E11B	5E11B	5E13B	5E13B
21930	5E09C	5E09C	5E09C	5E09C	5E09C	5E09C	5E09C	5E09C	5E09C	5E09C	5E09C	5E09C	5E09C	5E09C	5E09C	5E09C	5E11C	5E11C	5E11C	5E13C	5E13C
21950	5E09E	5E09E	5E09E	5E09E	5E09E	5E09E	5E09E	5E09E	5E09E	5E09E	5E09E	5E09E	5E09E	5E09E	5E09E	5E09E	5E11E	5E11E	5E11E	5E13E	5E13E
21960	5E09F	5E09F	5E09F	5E09F	5E09F	5E09F	5E09F	5E09F	5E09F	5E09F	5E09F	5E09F	5E09F	5E09F	5E09F	5E09F	5E11F	5E11F	5E11F	5E13F	5E13F
21970	5E09G	5E09G	5E09G	5E09G	5E09G	5E09G	5E09G	5E09G	5E09G	5E09G	5E09G	5E09G	5E09G	5E09G	5E09G	5E09G	5E11G	5E11G	5E11G	5E13G	5E13G
21980	5E09H	5E09H	5E09H	5E09H	5E09H	5E09H	5E09H	5E09H	5E09H	5E09H	5E09H	5E09H	5E09H	5E09H	5E09H	5E09H	5E11H	5E11H	5E11H	5E13H	5E13H
22000	5E09J	5E09J	5E09J	5E09J	5E09J	5E09J	5E09J	5E09J	5E09J	5E09J	5E09J	5E09J	5E09J	5E09J	5E09J	5E09J	5E11J	5E11J	5E11J	5E13J	5E13J
22010	5E09K	5E09K	5E09K	5E09K	5E09K	5E09K	5E09K	5E09K	5E09K	5E09K	5E09K	5E09K	5E09K	5E09K	5E09K	5E09K	5E11K	5E11K	5E11K	5E13K	5E13K
22020	5E09L	5E09L	5E09L	5E09L	5E09L	5E09L	5E09L	5E09L	5E09L	5E09L	5E09L	5E09L	5E09L	5E09L	5E09L	5E09L	5E11L	5E11L	5E11L	5E13L	5E13L
22040	5E09N	5E09N	5E09N	5E09N	5E09N	5E09N	5E09N	5E09N	5E09N	5E09N	5E09N	5E09N	5E09N	5E09N	5E09N	5E09N	5E11N	5E11N	5E11N	5E13N	5E13N

A02c: DRUGS. Exposure through the media

30360						6D06	6D06	6D06	6D06	6D06	6D06	6D06	6D06	6D06	6D06	6D06	6D06	6D06	6D06	6D06
30370						6D07	6D07	6D07	6D07	6D07	6D07	6D07	6D07	6D07	6D07*	6D07	6D07	6D07	6D07	6D07

A03a: DRUGS. Availability

[illegible]

*=item text changed from previous year

[illegible]

A03a: DRUGS. Availability (continued)

A03b: DRUGS, Purchase


A04a: DRUGS. Expected future use among all respondents

A04b: DRUGS. Expected future use among nonusers

A05a: DRUGS. Conditions of use — Alone

A05b: DRUGS. Conditions of use — With others

[illegible]



Item Ref. No.	Page Loc. in Vol.	ITEM DESCRIPTION (ABBREVIATED)	QUESTIONNAIRE LOCATION BY YEAR (FORM, SECTION, AND QUESTION NUMBER)														
			1976	1977	1978	1979	1980	1981	1982	1983	1984	1985	1986	1987	1988	1989	1990

A05b: DRUGS. Conditions of use — With others (continued)

02840	72	#X/YR AMPH-ADLT	1B44E	1B44E	1B44E	1B44E	1B44E	1B44E	1B51E	1B51E	1B51E	1B51E	1B51E	1B51E	1B51E	1B51E	1B51E
03300		#X/YR BRBT-2PPL	1B58B	1B58B	1B58B	1B58B	1B58B	1B58B	1B65B	1B65B	1B65B	1B65B	1B65B	1B65B	1B65B	1B65B	1B65B
03320		#X/YR BRBT-DT/S	1B58D	1B58D	1B58D	1B58D	1B58D	1B58D	1B65D	1B65D	1B65D	1B65D	1B65D	1B65D	1B65D	1B65D	1B65D
03330		#X/YR BRBT-ADLT	1B58E	1B58E	1B58E	1B58E	1B58E	1B58E	1B65E	1B65E	1B65E	1B65E	1B65E	1B65E	1B65E	1B65E	1B65E
03750	77	#X/YR TRQL-2PPL	1B68B	1B68B	1B68B	1B68B	1B68B	1B68B	1B75B	1B75B	1B75B	1B75B	1B75B	1B75B	1B75B	1B75B	1B66B
03770	77	#X/YR TRQL-DT/S	1B68D	1B68D	1B68D	1B68D	1B68D	1B68D	1B75D	1B75D	1B75D	1B75D	1B75D	1B75D	1B75D	1B75D	1B66D
03780	78	#X/YR TRQL-ADLT	1B68E	1B68E	1B68E	1B68E	1B68E	1B68E	1B75E	1B75E	1B75E	1B75E	1B75E	1B75E	1B75E	1B75E	1B66E
04200	81	#X/YR COKE-2PPL	1B77B	1B77B	1B77B	1B77B	1B77B	1B77B	1B84B	1B84B	1B84B	1B84B	1B84B	1B86B	1B86B	1B86B	1B77B
04220	81	#X/YR COKE-DT/S	1B77D	1B77D	1B77D	1B77D	1B77D	1B77D	1B84D	1B84D	1B84D	1B84D	1B84D	1B86D	1B86D	1B86D	1B77D
04230	82	#X/YR COKE-ADLT	1B77E	1B77E	1B77E	1B77E	1B77E	1B77E	1B84E	1B84E	1B84E	1B84E	1B84E	1B86E	1B86E	1B86E	1B77E
04620		#X/YR HER-2 PPL	1B86B	1B86B	1B86B	1B86B	1B86B	1B86B									
04640		#X/YR HER-DA/SP	1B86D	1B86D	1B86D	1B86D	1B86D	1B86D									
04650		#X/YR HER-ADULT	1B86E	1B86E	1B86E	1B86E	1B86E	1B86E									
05040	86	#X/YR NARC-2PPL	1B96B	1B96B	1B96B	1B96B	1B96B	1B96B	1B95B	1B95B	1B95B	1B95B	1B95B	1B95B	1B95B	1B95B	1B89B
05060	87	#X/YR NARC-DT/S	1B96D	1B96D	1B96D	1B96D	1B96D	1B96D	1B95D	1B95D	1B95D	1B95D	1B95D	1B95D	1B95D	1B95D	1B89D
05070	87	#X/YR NARC-ADLT	1B96E	1B96E	1B96E	1B96E	1B96E	1B96E	1B95E	1B95E	1B95E	1B95E	1B95E	1B95E	1B95E	1B95E	1B89E

A05c: DRUGS. Settings of use (at school, at home, etc.)

01740	56	#X/YR ALC@PARTY	1B08C	1B08C	1B08C	1B08C	1B08C	1B08C	1B08C	1B08C	1B08C	1B08C	1B08C	1B08C	1B08C	1B08C	1B08C
01770	57	#X/YR ALC-DATIM	1B08F	1B08F	1B08F	1B08F	1B08F	1B08F	1B08F	1B08F	1B08F	1B08F	1B08F	1B08F	1B08F	1B08F	1B08F
01780	57	#X/YR ALC@HOME	1B08G	1B08G	1B08G	1B08G	1B08G	1B08G	1B08G	1B08G	1B08G	1B08G	1B08G	1B08G	1B08G	1B08G	1B08G
01790	57	#X/YR ALC@SCHL	1B08H	1B08H	1B08H	1B08H	1B08H	1B08H	1B08H	1B08H	1B08H	1B08H	1B08H	1B08H	1B08H	1B08H	1B08H
01810	57	#X/YR ALCIN CAR	1B08I	1B08I	1B08I	1B08I	1B08I	1B08I	1B08I	1B08I	1B08I	1B08I	1B08I	1B08I	1B08I	1B08I	1B08I
02120	61	#X/YR MJ@PARTY	1B20C	1B20C	1B20C	1B20C	1B20C	1B20C	1B20C	1B20C	1B20C	1B20C	1B20C	1B20C	1B20C	1B20C	1B20C
02150	62	#X/YR MJ-DATIME	1B20F	1B20F	1B20F	1B20F	1B20F	1B20F	1B20F	1B20F	1B20F	1B20F	1B20F	1B20F	1B20F	1B20F	1B20F
02160	62	#X/YR MJ@HOME	1B20G	1B20G	1B20G	1B20G	1B20G	1B20G	1B20G	1B20G	1B20G	1B20G	1B20G	1B20G	1B20G	1B20G	1B20G
02170	62	#X/YR MJ@SCHL	1B20H	1B20H	1B20H	1B20H	1B20H	1B20H	1B20H	1B20H	1B20H	1B20H	1B20H	1B20H	1B20H	1B20H	1B20H
02190	62	#X/YR MJIN CAR	1B20I	1B20I	1B20I	1B20I	1B20I	1B20I	1B20I	1B20I	1B20I	1B20I	1B20I	1B20I	1B20I	1B20I	1B20I
02420	65	#X/YR LSD@PARTY	1B30C	1B30C	1B30C	1B30C	1B30C	1B30C	1B34C	1B34C	1B34C	1B34C	1B34C	1B34C	1B34C	1B34C	1B34C
02450	66	#X/YR LSD-DATIM	1B30F	1B30F	1B30F	1B30F	1B30F	1B30F	1B34F	1B34F	1B34F	1B34F	1B34F	1B34F	1B34F	1B34F	1B34F
02460	66	#X/YR LSD@HOME	1B30G	1B30G	1B30G	1B30G	1B30G	1B30G	1B34G	1B34G	1B34G	1B34G	1B34G	1B34G	1B34G	1B34G	1B34G
02470	66	#X/YR LSD@SCHL	1B30H	1B30H	1B30H	1B30H	1B30H	1B30H	1B34H	1B34H	1B34H	1B34H	1B34H	1B34H	1B34H	1B34H	1B34H
02490	66	#X/YR LSDIN CAR	1B30I	1B30I	1B30I	1B30I	1B30I	1B30I	1B34I	1B34I	1B34I	1B34I	1B34I	1B34I	1B34I	1B34I	1B34I
02820	72	#X/YR AMPH@PRTY	1B44C	1B44C	1B44C	1B44C	1B44C	1B44C	1B51C	1B51C	1B51C	1B51C	1B51C	1B51C	1B51C	1B51C	1B51C
02850	72	#X/YR AMPH-DATM	1B44F	1B44F	1B44F	1B44F	1B44F	1B44F	1B51F	1B51F	1B51F	1B51F	1B51F	1B51F	1B51F	1B51F	1B51F
02860	72	#X/YR AMPH@HOME	1B44G	1B44G	1B44G	1B44G	1B44G	1B44G	1B51G	1B51G	1B51G	1B51G	1B51G	1B51G	1B51G	1B51G	1B51G
02880	72	#X/YR AMPH@SCHL	1B44H	1B44H	1B44H	1B44H	1B44H	1B44H	1B51H	1B51H	1B51H	1B51H	1B51H	1B51H	1B51H	1B51H	1B51H
02890	72	#X/YR AMPH@CAR	1B44I	1B44I	1B44I	1B44I	1B44I	1B44I	1B51I	1B51I	1B51I	1B51I	1B51I	1B51I	1B51I	1B51I	1B51I
03310		#X/YR BRBT@PRTY	1B58C	1B58C	1B58C	1B58C	1B58C	1B58C	1B65C	1B65C	1B65C	1B65C	1B65C	1B65C	1B65C	1B65C	1B65C
03340		#X/YR BRBT-DATM	1B58F	1B58F	1B58F	1B58F	1B58F	1B58F	1B65F	1B65F	1B65F	1B65F	1B65F	1B65F	1B65F	1B65F	1B65F
03350		#X/YR BRBT@HOME	1B58G	1B58G	1B58G	1B58G	1B58G	1B58G	1B65G	1B65G	1B65G	1B65G	1B65G	1B65G	1B65G	1B65G	1B65G
03360		#X/YR BRBT@SCHL	1B58H	1B58H	1B58H	1B58H	1B58H	1B58H	1B65H	1B65H	1B65H	1B65H	1B65H	1B65H	1B65H	1B65H	1B65H
03380		#X/YR BRBT@CAR	1B58I	1B58I	1B58I	1B58I	1B58I	1B58I	1B65I	1B65I	1B65I	1B65I	1B65I	1B65I	1B65I	1B65I	1B65I
03760	77	#X/YR TRQL@PRTY	1B68C	1B68C	1B68C	1B68C	1B68C	1B68C	1B75C	1B75C	1B75C	1B75C	1B75C	1B75C	1B75C	1B75C	1B66C
03790	78	#X/YR TRQL-DATM	1B68F	1B68F	1B68F	1B68F	1B68F	1B68F	1B75F	1B75F	1B75F	1B75F	1B75F	1B75F	1B75F	1B75F	1B66F
03800	78	#X/YR TRQL@HOME	1B68G	1B68G	1B68G	1B68G	1B68G	1B68G	1B75G	1B75G	1B75G	1B75G	1B75G	1B75G	1B75G	1B75G	1B66G
03810	78	#X/YR TRQL@SCHL	1B68H	1B68H	1B68H	1B68H	1B68H	1B68H	1B75H	1B75H	1B75H	1B75H	1B75H	1B75H	1B75H	1B75H	1B66H
03830	78	#X/YR TRQL@CAR	1B68I	1B68I	1B68I	1B68I	1B68I	1B68I	1B75I	1B75I	1B75I	1B75I	1B75I	1B75I	1B75I	1B75I	1B66I
04210	81	#X/YR COKE@PRTY	1B77C	1B77C	1B77C	1B77C	1B77C	1B77C	1B84C	1B84C	1B84C	1B84C	1B84C	1B86C	1B86C	1B86C	1B77C
04240	82	#X/YR COKE-DATM	1B77F	1B77F	1B77F	1B77F	1B77F	1B77F	1B84F	1B84F	1B84F	1B84F	1B84F	1B86F	1B86F	1B86F	1B77F
04250	82	#X/YR COKE@HOME	1B77G	1B77G	1B77G	1B77G	1B77G	1B77G	1B84G	1B84G	1B84G	1B84G	1B84G	1B86G	1B86G	1B86G	1B77G
04260	82	#X/YR COKE@SCHL	1B77H	1B77H	1B77H	1B77H	1B77H	1B77H	1B84H	1B84H	1B84H	1B84H	1B84H	1B86H	1B86H	1B86H	1B77H
04280	82	#X/YR COKE@CAR	1B77I	1B77I	1B77I	1B77I	1B77I	1B77I	1B84I	1B84I	1B84I	1B84I	1B84I	1B86I	1B86I	1B86I	1B77I
04630		#X/YR HER@PARTY	1B86C	1B86C	1B86C	1B86C	1B86C	1B86C									
04660		#X/YR HER-DATIM	1B86F	1B86F	1B86F	1B86F	1B86F	1B86F									
04670		#X/YR HER@HOME	1B86G	1B86G	1B86G	1B86G	1B86G	1B86G									
04680		#X/YR HER@SCHL	1B86H	1B86H	1B86H	1B86H	1B86H	1B86H									
04700		#X/YR HER@CAR	1B86I	1B86I	1B86I	1B86I	1B86I	1B86I									
05050	86	#X/YR NARC@PRTY	1B96C	1B96C	1B96C	1B96C	1B96C	1B96C	1B95C	1B95C	1B95C	1B95C	1B95C	1B95C	1B95C	1B95C	1B89C
05080	87	#X/YR NARC-DATM	1B96F	1B96F	1B96F	1B96F	1B96F	1B96F	1B95F	1B95F	1B95F	1B95F	1B95F	1B95F	1B95F	1B95F	1B89F
05090	87	#X/YR NARC@HOME	1B96G	1B96G	1B96G	1B96G	1B96G	1B96G	1B95G	1B95G	1B95G	1B95G	1B95G	1B95G	1B95G	1B95G	1B89G
05100	87	#X/YR NARC@SCHL	1B96H	1B96H	1B96H	1B96H	1B96H	1B96H	1B95H	1B95H	1B95H	1B95H	1B95H	1B95H	1B95H	1B95H	1B89H
05120	87	#X/YR NARC@CAR	1B96I	1B96I	1B96I	1B96I	1B96I	1B96I	1B95I	1B95I	1B95I	1B95I	1B95I	1B95I	1B95I	1B95I	1B89I
21940	217	PARTY-YOU HI ALC									5E08D	5E08D	5E08D	5E08D	5E08D	5E08D	5E09D
21990	218	PARTY-YOU HI MJ									5E08I	5E08I	5E08I	5E08I	5E08I	5E08I	5E09I
22030	218	PARTY-YOU HI OTD									5E08M	5E08M	5E08M	5E08M	5E08M	5E08M	5E09M
22060		PRF PTY-U HI ALC									5E09B	5E09B	5E09B	5E09B	5E09B	5E09B	5E10B
22080		PRF PTY-U USE MJ									5E09D	5E09D	5E09D	5E09D	5E09D	5E09D	5E10D
22100		PR PTY-U USE OTD									5E09F	5E09F	5E09F	5E09F	5E09F	5E09F	5E10F
25690	117	4WKS ALC@SCHOOL															
25700	118	4WKS MJ/OTD@SCHL															
25710	118	4WKS TOBACCO@SCH															
30910	57	#X/YR ALC@PARK/B															
30920	57	#X/YR ALC@BAR/RT															
30930	62	#X/YR MJ@PARK/BH															

A05b: DRUGS. Conditions of use — With others (continued)[illegible][illegible]

[illegible]

A05d: DRUGS. Mode of drug administration (continued)

[illegible]

A06a: DRUGS. Reasons for use

[illegible]

QUESTION INDEX 1976-2010


[illegible]

A05d: DRUGS. Mode of drug administration (continued)

[illegible]

A06a: DRUGS. Reasons for use

[illegible]



Item Ref. No.	Page Loc. in Vol.	ITEM DESCRIPTION (ABBREVIATED)	QUESTIONNAIRE LOCATION BY YEAR (FORM, SECTION, AND QUESTION NUMBER)															
			1976	1977	1978	1979	1980	1981	1982	1983	1984	1985	1986	1987	1988	1989	1990	

A06a: DRUGS. Reasons for use (continued)

03090	73	AMPH I AM HOOKD	1B46P	1B46P	1B46P	1B46P	1B46P	1B46P	1B53P	1B53P	1B53P	1B53P	1B53P	1B53P	1B53P	1B53P	1B53P
03450		BARB EXPERIMENT	1B60A	1B60A	1B60A	1B60A	1B60A	1B60A	1B67A	1B67A	1B67A	1B67A	1B67A	1B67A	1B67A	1B67A	1B67A
03460		BARB RELAX	1B60B	1B60B	1B60B	1B60B	1B60B	1B60B	1B67B	1B67B	1B67B	1B67B	1B67B	1B67B	1B67B	1B67B	1B67B
03470		BARB GET HIGH	1B60C	1B60C	1B60C	1B60C	1B60C	1B60C	1B67C	1B67C	1B67C	1B67C	1B67C	1B67C	1B67C	1B67C	1B67C
03480		BARB SK INSIGHT	1B60D	1B60D	1B60D	1B60D	1B60D	1B60D	1B67D	1B67D	1B67D	1B67D	1B67D	1B67D	1B67D	1B67D	1B67D
03490		BARB GD TM FRND	1B60E	1B60E	1B60E	1B60E	1B60E	1B60E	1B67E	1B67E	1B67E	1B67E	1B67E	1B67E	1B67E	1B67E	1B67E
03500		BARB FIT IN GRP	1B60F	1B60F	1B60F	1B60F	1B60F	1B60F	1B67F	1B67F	1B67F	1B67F	1B67F	1B67F	1B67F	1B67F	1B67F
03510		BARB GT AWY PRB	1B60G	1B60G	1B60G	1B60G	1B60G	1B60G	1B67G	1B67G	1B67G	1B67G	1B67G	1B67G	1B67G	1B67G	1B67G
03520		BARB BOREDOM	1B60H	1B60H	1B60H	1B60H	1B60H	1B60H	1B67H	1B67H	1B67H	1B67H	1B67H	1B67H	1B67H	1B67H	1B67H
03530		BARB ANGR&FRSTN	1B60I	1B60I	1B60I	1B60I	1B60I	1B60I	1B67I	1B67I	1B67I	1B67I	1B67I	1B67I	1B67I	1B67I	1B67I
03540		BARB GT THRU DA	1B60J	1B60J	1B60J	1B60J	1B60J	1B60J	1B67J	1B67J	1B67J	1B67J	1B67J	1B67J	1B67J	1B67J	1B67J
03550		BARB INCR EF DR	1B60K	1B60K	1B60K	1B60K	1B60K	1B60K	1B67K	1B67K	1B67K	1B67K	1B67K	1B67K	1B67K	1B67K	1B67K
03560		BARB DCRS EF DR	1B60L	1B60L	1B60L	1B60L	1B60L	1B60L	1B67L	1B67L	1B67L	1B67L	1B67L	1B67L	1B67L	1B67L	1B67L
03570		BARB GET SLEEP	1B60M	1B60M	1B60M	1B60M	1B60M	1B60M	1B67M	1B67M	1B67M	1B67M	1B67M	1B67M	1B67M	1B67M	1B67M
03575		BARB RLV PHYS P	1B60N	1B60N	1B60N	1B60N	1B60N	1B60N	1B67N	1B67N	1B67N	1B67N	1B67N	1B67N	1B67N	1B67N	1B67N
03580		BARB I AM HOOKD	1B60N	1B60N	1B60O	1B60O	1B60O	1B60O	1B67O	1B67O	1B67O	1B67O	1B67O	1B67O	1B67O	1B67O	1B67O
03910	79	TRNQ EXPERIMENT	1B70A	1B70A	1B70A	1B70A	1B70A	1B70A	1B77A	1B77A	1B77A	1B77A	1B77A	1B77A	1B77A	1B77A	1B68A
03920	79	TRNQ RELAX	1B70B	1B70B	1B70B	1B70B	1B70B	1B70B	1B77B	1B77B	1B77B	1B77B	1B77B	1B77B	1B77B	1B77B	1B68B
03930	79	TRNQ GET HIGH	1B70C	1B70C	1B70C	1B70C	1B70C	1B70C	1B77C	1B77C	1B77C	1B77C	1B77C	1B77C	1B77C	1B77C	1B68C
03940	79	TRNQ SK INSIGHT	1B70D	1B70D	1B70D	1B70D	1B70D	1B70D	1B77D	1B77D	1B77D	1B77D	1B77D	1B77D	1B77D	1B77D	1B68D
03950	79	TRNQ GD TM FRND	1B70E	1B70E	1B70E	1B70E	1B70E	1B70E	1B77E	1B77E	1B77E	1B77E	1B77E	1B77E	1B77E	1B77E	1B68E
03960	79	TRNQ FIT IN GRP	1B70F	1B70F	1B70F	1B70F	1B70F	1B70F	1B77F	1B77F	1B77F	1B77F	1B77F	1B77F	1B77F	1B77F	1B68F
03970	79	TRNQ GT AWY PRB	1B70G	1B70G	1B70G	1B70G	1B70G	1B70G	1B77G	1B77G	1B77G	1B77G	1B77G	1B77G	1B77G	1B77G	1B68G
03980	79	TRNQ BOREDOM	1B70H	1B70H	1B70H	1B70H	1B70H	1B70H	1B77H	1B77H	1B77H	1B77H	1B77H	1B77H	1B77H	1B77H	1B68H
03990	79	TRNQ ANGR&FRSTN	1B70I	1B70I	1B70I	1B70I	1B70I	1B70I	1B77I	1B77I	1B77I	1B77I	1B77I	1B77I	1B77I	1B77I	1B68I
04000	79	TRNQ GT THRU DA	1B70J	1B70J	1B70J	1B70J	1B70J	1B70J	1B77J	1B77J	1B77J	1B77J	1B77J	1B77J	1B77J	1B77J	1B68J
04010	79	TRNQ INCR EF DR	1B70K	1B70K	1B70K	1B70K	1B70K	1B70K	1B77K	1B77K	1B77K	1B77K	1B77K	1B77K	1B77K	1B77K	1B68K
04020	79	TRNQ DCRS EF DR	1B70L	1B70L	1B70L	1B70L	1B70L	1B70L	1B77L	1B77L	1B77L	1B77L	1B77L	1B77L	1B77L	1B77L	1B68L
04030	79	TRNQ GET SLEEP	1B70M	1B70M	1B70M	1B70M	1B70M	1B70M	1B77M	1B77M	1B77M	1B77M	1B77M	1B77M	1B77M	1B77M	1B68M
04035	79	TRNQ RLV PHYS P	1B70N	1B70N	1B70N	1B70N	1B70N	1B70N	1B77N	1B77N	1B77N	1B77N	1B77N	1B77N	1B77N	1B77N	1B68N
04040	79	TRNQ I AM HOOKD	1B70N	1B70N	1B70O	1B70O	1B70O	1B70O	1B77O	1B77O	1B77O	1B77O	1B77O	1B77O	1B77O	1B77O	1B68O
04370	84	COKE EXPERIMENT	1B79A	1B79A	1B79A	1B79A	1B79A	1B79A	1B86A	1B86A	1B86A	1B86A	1B86A	1B86A	1B86A	1B86A	1B79A
04380	84	COKE RELAX	1B79B	1B79B	1B79B	1B79B	1B79B	1B79B	1B86B	1B86B	1B86B	1B86B	1B86B	1B86B	1B86B	1B86B	1B79B
04390	84	COKE GET HIGH	1B79C	1B79C	1B79C	1B79C	1B79C	1B79C	1B86C	1B86C	1B86C	1B86C	1B86C	1B86C	1B86C	1B86C	1B79C
04400	84	COKE SK INSIGHT	1B79D	1B79D	1B79D	1B79D	1B79D	1B79D	1B86D	1B86D	1B86D	1B86D	1B86D	1B86D	1B86D	1B86D	1B79D
04410	84	COKE GD TM FRND	1B79E	1B79E	1B79E	1B79E	1B79E	1B79E	1B86E	1B86E	1B86E	1B86E	1B86E	1B86E	1B86E	1B86E	1B79E
04420	84	COKE FIT IN GRP	1B79F	1B79F	1B79F	1B79F	1B79F	1B79F	1B86F	1B86F	1B86F	1B86F	1B86F	1B86F	1B86F	1B86F	1B79F
04430	84	COKE GT AWY PRB	1B79G	1B79G	1B79G	1B79G	1B79G	1B79G	1B86G	1B86G	1B86G	1B86G	1B86G	1B86G	1B86G	1B86G	1B79G
04440	84	COKE BOREDOM	1B79H	1B79H	1B79H	1B79H	1B79H	1B79H	1B86H	1B86H	1B86H	1B86H	1B86H	1B86H	1B86H	1B86H	1B79H
04450	84	COKE ANGR&FRSTN	1B79I	1B79I	1B79I	1B79I	1B79I	1B79I	1B86I	1B86I	1B86I	1B86I	1B86I	1B86I	1B86I	1B86I	1B79I
04460	84	COKE GT THRU DA	1B79J	1B79J	1B79J	1B79J	1B79J	1B79J	1B86J	1B86J	1B86J	1B86J	1B86J	1B86J	1B86J	1B86J	1B79J
04470	84	COKE INCR EF DR	1B79K	1B79K	1B79K	1B79K	1B79K	1B79K	1B86K	1B86K	1B86K	1B86K	1B86K	1B86K	1B86K	1B86K	1B79K
04480	84	COKE DCRS EF DR	1B79L	1B79L	1B79L	1B79L	1B79L	1B79L	1B86L	1B86L	1B86L	1B86L	1B86L	1B86L	1B86L	1B86L	1B79L
04490	84	COKE STAY AWAKE	1B79M	1B79M	1B79M	1B79M	1B79M	1B79M	1B86M	1B86M	1B86M	1B86M	1B86M	1B86M	1B86M	1B86M	1B79M
04500	84	COKE GET>ENERGY	1B79N	1B79N	1B79N	1B79N	1B79N	1B79N	1B86N	1B86N	1B86N	1B86N	1B86N	1B86N	1B86N	1B86N	1B79N
04510	84	COKE I AM HOOKD	1B79O	1B79O	1B79O	1B79O	1B79O	1B79O	1B86O	1B86O	1B86O	1B86O	1B86O	1B86O	1B86O	1B86O	1B79O
04800		HERIN EXPERIMENT	1B88A	1B88A	1B88A	1B88A	1B88A	1B88A									
04810		HERIN RELAX	1B88B	1B88B	1B88B	1B88B	1B88B	1B88B									
04820		HERIN GET HIGH	1B88C	1B88C	1B88C	1B88C	1B88C	1B88C									
04830		HERIN SK INSIGT	1B88D	1B88D	1B88D	1B88D	1B88D	1B88D									
04840		HERIN GD TM FRN	1B88E	1B88E	1B88E	1B88E	1B88E	1B88E									
04850		HERIN FT IN GRP	1B88F	1B88F	1B88F	1B88F	1B88F	1B88F									
04860		HERIN GT AWY PB	1B88G	1B88G	1B88G	1B88G	1B88G	1B88G									
04870		HERIN BOREDOM	1B88H	1B88H	1B88H	1B88H	1B88H	1B88H									
04880		HERIN ANGR&FRST	1B88I	1B88I	1B88I	1B88I	1B88I	1B88I									
04890		HERIN GT THR DA	1B88J	1B88J	1B88J	1B88J	1B88J	1B88J									
04900		HERIN INC EF DG	1B88K	1B88K	1B88K	1B88K	1B88K	1B88K									
04910		HERIN DEC EF DG	1B88L	1B88L	1B88L	1B88L	1B88L	1B88L									
04920		HERIN I AM HOOK	1B88M	1B88M	1B88M	1B88M	1B88M	1B88M									
05230	88	NARC EXPERIMENT	1B98A	1B98A	1B98A	1B98A	1B98A	1B98A	1B97A	1B97A	1B97A	1B97A	1B97A	1B97A	1B97A	1B97A	1B91A
05240	88	NARC RELAX	1B98B	1B98B	1B98B	1B98B	1B98B	1B98B	1B97B	1B97B	1B97B	1B97B	1B97B	1B97B	1B97B	1B97B	1B91B
05250	88	NARC GET HIGH	1B98C	1B98C	1B98C	1B98C	1B98C	1B98C									

291

*=item text changed from previous year

*=item text changed from previous year

293

A06b: DRUGS. Reasons for abstinence from, or stopping drug use

A06c: DRUGS. Worries about the consequences of quitting

A07a: DRUGS. Driving, tickets, and accidents after use

[illegible]

295

A07a: DRUGS. Driving, tickets, and accidents after use (continued)A07b: DRUGS. Other problems

A08a: DRUGS. Sources of help, treatment

[illegible]

[illegible]

[illegible]

A08a: DRUGS. Sources of help, treatment (continued)

[illegible]

A09a: DRUGS. Parental awareness of use

[illegible]

A09b: DRUGS. Others' awareness of use

[illegible]

A09c: DRUGS. Police awareness of use

[illegible]

A10a: DRUGS. Education and communication in school

[illegible]

A10b: DRUGS. Education and communication in the mass media

[illegible]

A11a: DRUGS. Own attitudes about use by adults

[illegible]

*=item text changed from previous year

A11a: DRUGS. Own attitudes about use by adults (continued)

A11b: DRUGS. Own attitudes regarding drugs for own children

[illegible]

A11c: DRUGS. Own perceptions of users

[illegible]

11470	186	FRD DAP CIGS		4E10A		4E09A	4E08A	4E08A	4E08A	4E08A	4E08A	4E08A	4E08A	4E07A	4E07A	4E07A
11470	246	FRD DAP CIGS													6D12A	6D12A
11480	186	FRD DAP TRY MARJ		4E10B		4E09B	4E08B	4E08B	4E08B	4E08B	4E08B	4E08B	4E08B	4E07B	4E07B	4E07B
11480	247	FRD DAP TRY MARJ													6D12B	6D12B
11490	186	FRD DAP MJ OCC		4E10C		4E09C	4E08C	4E08C	4E08C	4E08C	4E08C	4E08C	4E08C	4E07C	4E07C	4E07C
11490	247	FRD DAP MJ OCC													6D12C	6D12C
11500	186	FRD DAP MJ REG		4E10D		4E09D	4E08D	4E08D	4E08D	4E08D	4E08D	4E08D	4E08D	4E07D	4E07D	4E07D
11500	247	FRD DAP MJ REG													6D12D	6D12D
11510	186	FRD DAP TRY LSD		4E10E		4E09E	4E08E	4E08E	4E08E	4E08E	4E08E	4E08E	4E08E	4E07E	4E07E	4E07E
11510		FRD DAP TRY LSD													6D12E	
11520	186	FRD DAP TRY AMP		4E10F		4E09F	4E08F	4E08F	4E08F	4E08F	4E08F	4E08F	4E08F	4E07F	4E07F	4E07F
11520		FRD DAP TRY AMP													6D12F	
11525	187	FRD DAP TRY COKE										4E08G	4E08G	4E07G	4E07G	4E07G
11526	187	FRD DAP COKE OCC										4E08H	4E08H	4E07H	4E07H	4E07H
11530	187	FRD DAP 1-2DR/DA		4E10G		4E09G	4E08G	4E08G	4E08G	4E08G	4E08G	4E08G	4E08I	4E07I	4E07I	4E07I
11530	248	FRD DAP 1-2DR/DA													6D12K	6D12I
11540	187	FRD DAP 4-5DR/DA		4E10H		4E09H	4E08H	4E08H	4E08H	4E08H	4E08H	4E08H	4E08J	4E08J	4E07J	4E07J
11540	248	FRD DAP 4-5DR/DA													6D12L	6D12J
11550	187	FRD DAP 5+DR/WKD		4E10I		4E09I	4E08I	4E08I	4E08I	4E08I	4E08I	4E08I	4E08K	4E08K	4E07K	4E07K
11550	248	FRD DAP 5+DR/WKD													6D12M	6D12K
11551	187	FRD DAP DRIV+2DR								4E08J	4E08J	4E08L	4E08L	4E07L	4E07L	4E07L
11551	248	FRD DAP DRIV+2DR													6D12N	6D12L
11552	187	FRD DAP DRIV+5DR								4E08K	4E08K	4E08M	4E08M	4E07M	4E07M	4E07M
11552	248	FRD DAP DRIV+5DR													6D12O	6D12M
13650	157	DRG USE+, MAJ STD	5E06A	5E07A	5E07A	5E05A	5E07A		3E07A	3E07A	3E07A	3E07A	3E07A	3E07A	3E07A	3E07A
13660		DRG USE+, MY FRND	5E06B	5E07B	5E07B	5E05B	5E07B		3E07B	3E07B	3E07B	3E07B	3E07B	3E07B	3E07B	3E07B
22450	188	DISAP USE-PEOPLE													4E09D	4E09D
23940	247	FRD DAP TRY CRCK													6D12G	6D12E
23950	247	FRD DAP CRCK OCC													6D12F	6D12F
23960	247	FRD DAP TRY PWDR													6D12I	6D12G
23970	247	FRD DAP PWDR OCC													6D12J	6D12H
30380	246	FRND DAP CIG OCC														
30390	246	FRND DAP CIG DLY														
30400	247	FRND DAP SMKL OC														
30410	247	FRND DAP SMKL DL														
30420	247	FRND DAP SMKL D+														

A11c: DRUGS. Own perceptions of users (continued)

A11d: DRUGS. Own attitudes about use by people of high school age

A12a: DRUGS. Parents' attitudes regarding drugs

A12b: DRUGS. Friends and fellow students' attitudes regarding drugs

*=item text changed from previous year

[illegible]

303

A12c: DRUGS. Perception of drug users

[illegible][illegible][illegible][illegible][illegible]


305

Item Ref. No.	QUESTIONNAIRE LOCATION																			
	BY YEAR																			
	(FORM, SECTION, AND QUESTION NUMBER)																			
	1991	1992	1993	1994	1995	1996	1997	1998	1999	2000	2001	2002	2003	2004	2005	2006	2007	2008	2009	2010
A14a: DRUGS. Risk of harm to self (continued)																				
12390	1A12D	1A12D	1A12D	1A12D	1A12D	1A12D	1A12D	1A12D	1A12D	1A12D	1A12D	1A12D	1A12D	1A12D	1A12D	1A12D	1A12D	1A12D	1A12D	1A12D
12390	2A04D	2A04D	2A04D	2A04D	2A04D	2A04D	2A04D	2A04D	2A04D	2A04D	2A04D	2A04D	2A04D	2A04D	2A04D	2A04D	2A04D	2A04D	2A04D	2A04D
12390	3A29D	3A29D	3A29D	3A29D	3A29D	3A29D	3A29D	3A29D	3A29D	3A29D	3A29D	3A29D	3A29D	3A29D	3A29D	3A29D	3A29D	3A29D	3A29D	3A29D
12390	5A23D	5A23D	5A23D	5A23D	5A23D	5A23D	5A23D	5A23D	5A23D	5A23D	5A23D	5A23D	5A23D	5A23D	5A25D	5A25D	5A25D	5A25D	5A25D	5A25D
12390	6A18D	6A18D	6A18D	6A18D	6A19D	6A19D	6A19D	6A17D	6A17D	6A17D	6A17D	6A17D	6A17D	6A17D	6A17D	6A17D	6A17D	6A17D	6A17D	6A17D
12400	5A23E	5A23E	5A23E	5A23E	5A23E	5A23E	5A23E	5A23E	5A23E	5A23E	5A23E	5A23E	5A23E	5A23E	5A25E	5A25E	5A25E	5A25E	5A25E	5A25E
12400																				
12410	5A23F	5A23F	5A23F	5A23F	5A23F	5A23F	5A23F	5A23F	5A23F	5A23F	5A23F	5A23F	5A23F	5A23F	5A25F	5A25F	5A25F	5A25F	5A25F	5A25F
12410																				
12415	2E02G	2E02G	2E02G	2E02G	2E02G	2E02G	2E02G	2E02G	2E02G	2E02G	2E02G	2E02G	2E02G	2E02G	2E02G	2E02G	2E02G	2E02G	2E02G	2E01L*
12415																				
12420	5A23G	5A23G	5A23G	5A23G	5A23G	5A23G	5A23G	5A23G	5A23G	5A23G	5A23G	5A23G	5A23G	5A23G	5A25G	5A25G	5A25G	5A25G	5A25G	5A25G
12420																				
12430	5A23H	5A23H	5A23H	5A23H	5A23H	5A23H	5A23H	5A23H	5A23H	5A23H	5A23H	5A23H	5A23H	5A23H	5A25H	5A25H	5A25H	5A25H	5A25H	5A25H
12430																				
12440	5A23I	5A23I	5A23I	5A23I	5A23I	5A23I	5A23I	5A23I	5A23I	5A23I	5A23I	5A23I	5A23I	5A23I	5A25I	5A25I	5A25I	5A25I	5A25I	5A25I
12440																				
12450	5A23J	5A23J	5A23J	5A23J	5A23J	5A23J	5A23J	5A23J	5A23J	5A23J	5A23J	5A23J	5A23J	5A23J	5A23J					
12455																				
12460	5A23K	5A23K	5A23K	5A23K	5A23K	5A23K	5A23K	5A23K	5A23K	5A23K	5A23K	5A23K	5A23K	5A23K	5A23K					
12465																				
12470	5A23L	5A23L	5A23L	5A23L	5A23L	5A23L	5A23L	5A23L	5A23L	5A23L	5A23L	5A23L	5A23L	5A23L	5A25L	5A25L	5A25L	5A25L	5A25L	5A25L
12470																				
12480	5A23M	5A23M	5A23M	5A23M	5A23M	5A23M	5A23M	5A23M	5A23M	5A23M	5A23M	5A23M	5A23M	5A23M	5A25M	5A25M	5A25M	5A25M	5A25M	5A25M
12480																				
12490	5A23N	5A23N	5A23N	5A23N	5A23N	5A23N	5A23N	5A23N	5A23N	5A23N	5A23N	5A23N	5A23N	5A23N	5A25N	5A25N	5A25N	5A25N	5A25N	5A25N
12490								6A17E	6A17E	6A17E	6A17E	6A17E	6A17E	6A17E	6A17E	6A17E	6A17E	6A17E	6A17E	6A17E
12495	5A23T	5A23T	5A23T	5A23T	5A23T	5A23T	5A23T	5A23T	5A23T	5A23T	5A23T	5A23T	5A23T	5A23T	5A25T	5A25T	5A25T	5A25T	5A25T	5A25T
12500	5A23O	5A23O	5A23O	5A23O	5A23O	5A23O	5A23O	5A23O	5A23O	5A23O	5A23O	5A23O	5A23O	5A23O	5A25O	5A25O	5A25O	5A25O	5A25O	5A25O
12501	1A12E	1A12E	1A12E	1A12E	1A12E	1A12E	1A12E	1A12E	1A12E	1A12E	1A12E	1A12E	1A12E	1A12E	1A12E	1A12E	1A12E	1A12E	1A12E	1A12E
12501	2E02A	2E02A	2E02A	2E02A	2E02A	2E02A	2E02A	2E02A	2E02A	2E02A	2E02A	2E02A	2E02A	2E02A	2E02A	2E02A	2E02A	2E02A	2E02A	2E01A
12501	3A29E	3A29E	3A29E	3A29E	3A29E	3A29E	3A29E	3A29E	3A29E	3A29E	3A29E	3A29E	3A29E	3A29E	3A29E	3A29E	3A29E	3A29E	3A29E	3A29E
12501	6A18E	6A18E	6A18E	6A19E	6A19E	6A19E	6A19E													
12502	1A12F	1A12F	1A12F	1A12F	1A12F	1A12F	1A12F	1A12F	1A12F	1A12F	1A12F	1A12F	1A12F	1A12F	1A12F	1A12F	1A12F	1A12F	1A12F	1A12F
12502	2E02B	2E02B	2E02B	2E02B	2E02B	2E02B	2E02B	2E02B	2E02B	2E02B	2E02B	2E02B	2E02B	2E02B	2E02B	2E02B	2E02B	2E02B	2E02B	2E01B
12502	3A29F	3A29F	3A29F	3A29F	3A29F	3A29F	3A29F	3A29F	3A29F	3A29F	3A29F	3A29F	3A29F	3A29F	3A29F	3A29F	3A29F	3A29F	3A29F	3A29F
12502	6A18F	6A18F	6A18F	6A19F	6A19F	6A19F	6A19F													
12503	1A12G	1A12G	1A12G	1A12G	1A12G	1A12G	1A12G	1A12G	1A12G	1A12G	1A12G	1A12G	1A12G	1A12G	1A12G	1A12G	1A12G	1A12G	1A12G	1A12G
12503	2E02C	2E02C	2E02C	2E02C	2E02C	2E02C	2E02C	2E02C	2E02C	2E02C	2E02C	2E02C	2E02C	2E02C	2E02C	2E02C	2E02C	2E02C	2E02C	2E01C
12503	3A29G	3A29G	3A29G	3A29G	3A29G	3A29G	3A29G	3A29G	3A29G	3A29G	3A29G	3A29G	3A29G	3A29G	3A29G	3A29G	3A29G	3A29G	3A29G	3A29G
12503	6A18G	6A18G	6A18G	6A19G	6A19G	6A19G	6A19G													
12504	1A12H	1A12H	1A12H	1A12H	1A12H	1A12H	1A12H	1A12H	1A12H	1A12H	1A12H	1A12H	1A12H	1A12H	1A12H	1A12H	1A12H	1A12H	1A12H	1A12H
12504	2E02D	2E02D	2E02D	2E02D	2E02D	2E02D	2E02D	2E02D	2E02D	2E02D	2E02D	2E02D	2E02D	2E02D	2E02D	2E02D	2E02D	2E02D	2E02D	2E01D
12504	3A29H	3A29H	3A29H	3A29H	3A29H	3A29H	3A29H	3A29H	3A29H	3A29H	3A29H	3A29H	3A29H	3A29H	3A29H	3A29H	3A29H	3A29H	3A29H	3A29H
12504	6A18H	6A18H	6A18H	6A19H	6A19H	6A19H	6A19H													
12505	1A12I	1A12I	1A12I	1A12I	1A12I	1A12I	1A12I	1A12I	1A12I	1A12I	1A12I	1A12I	1A12I	1A12I	1A12I	1A12I	1A12I	1A12I	1A12I	1A12I
12505	2E02E	2E02E	2E02E	2E02E	2E02E	2E02E	2E02E	2E02E	2E02E	2E02E	2E02E	2E02E	2E02E	2E02E	2E02E	2E02E	2E02E	2E02E	2E02E	2E01E
12505	3A29I	3A29I	3A29I	3A29I	3A29I	3A29I	3A29I	3A29I	3A29I	3A29I	3A29I	3A29I	3A29I	3A29I	3A29I	3A29I	3A29I	3A29I	3A29I	3A29I
12505	6A18I	6A18I	6A18I	6A19I	6A19I	6A19I	6A19I													
12506	1A12J	1A12J	1A12J	1A12J	1A12J	1A12J	1A12J	1A12J	1A12J	1A12J	1A12J	1A12J	1A12J	1A12J	1A12J	1A12J	1A12J	1A12J	1A12J	1A12J
12506	2E02F	2E02F	2E02F	2E02F	2E02F	2E02F	2E02F	2E02F	2E02F	2E02F	2E02F	2E02F	2E02F	2E02F	2E02F	2E02F	2E02F	2E02F	2E02F	2E01F
12506	3A29J	3A29J	3A29J	3A29J	3A29J	3A29J	3A29J	3A29J	3A29J	3A29J	3A29J	3A29J	3A29J	3A29J	3A29J	3A29J	3A29J	3A29J	3A29J	3A29J
12506	6A18J	6A18J	6A18J	6A19J	6A19J	6A19J	6A19J													
12510	1A12K	1A12K	1A12K	1A12K	1A12K	1A12K	1A12K	1A12K	1A12K	1A12K	1A12K	1A12K	1A12K	1A12K	1A12K	1A12K	1A12K	1A12K	1A12K	1A12K
12510	2A04E	2A04E	2A04E	2A04E	2A04E	2A04E	2A04E	2A04E	2A04E	2A04E	2A04E	2A04E	2A04E	2A04E	2A04E	2A04E	2A04E	2A04E	2A04E	2A04E
12510	3A29K	3A29K	3A29K	3A29K	3A29K	3A29K	3A29K	3A29K	3A29K	3A29K	3A29K	3A29K	3A29K	3A29K	3A29K	3A29K	3A29K	3A29K	3A29K	3A29K
12510	5A23P	5A23P	5A23P	5A23P	5A23P	5A23P	5A23P	5A23P	5A23P	5A23P	5A23P	5A23P	5A23P	5A23P	5A25P	5A25P	5A25P	5A25P	5A25P	5A25P
12510	6A18K	6A18K	6A18K	6A19K	6A19K	6A19K	6A19K													
12520	1A12L	1A12L	1A12L	1A12L	1A12L	1A12L	1A12L	1A12L	1A12L	1A12L	1A12L	1A12L	1A12L	1A12L	1A12L	1A12L	1A12L	1A12L	1A12L	1A12L
12520	2A04F	2A04F	2A04F	2A04F	2A04F	2A04F	2A04F	2A04F	2A04F	2A04F	2A04F	2A04F	2A04F	2A04F	2A04F	2A04F	2A04F	2A04F	2A04F	2A04F
12520	3A29L	3A29L	3A29L	3A29L	3A29L	3A29L	3A29L	3A29L	3A29L	3A29L	3A29L	3A29L	3A29L	3A29L	3A29L	3A29L	3A29L	3A29L	3A29L	3A29L
12520	5A23Q	5A23Q	5A23Q	5A23Q	5A23Q	5A23Q	5A23Q	5A23Q	5A23Q	5A23Q	5A23Q	5A23Q	5A23Q	5A23Q	5A25Q	5A25Q	5A25Q	5A25Q	5A25Q	5A25Q
12520	6A18L	6A18L	6A18L	6A19L	6A19L	6A19L	6A17F	6A17F	6A17F	6A17F	6A17F	6A17F	6A17F	6A17F	6A17F	6A17F	6A17F	6A17F	6A17F	6A17F
12530	1A12M	1A12M	1A12M	1A12M	1A12M	1A12M	1A12M	1A12M	1A12M	1A12M	1A12M	1A12M	1A12M	1A12M	1A12M	1A12M	1A12M	1A12M	1A12M	1A12M
12530	2A04G	2A04G	2A04G	2A04G	2A04G	2A04G	2A04G	2A04G	2A04G	2A04G	2A04G	2A04G	2A04G	2A04G	2A04G	2A04G	2A04G	2A04G	2A04G	2A04G
12530	3A29M	3A29M	3A29M																	

[illegible]

307

*=item text changed from previous year



Item Ref. No.	Page Loc. in Vol.	ITEM DESCRIPTION (ABBREVIATED)	QUESTIONNAIRE LOCATION BY YEAR (FORM, SECTION, AND QUESTION NUMBER)																
			1976	1977	1978	1979	1980	1981	1982	1983	1984	1985	1986	1987	1988	1989	1990		

A18d: DRUGS. Free samples

30250	236	CO GIVE FREE CIG																
-------	-----	------------------	--	--	--	--	--	--	--	--	--	--	--	--	--	--	--	--

A18e: DRUGS. Movies or TV

30360	239	SMKRS MOVIE THTR																
30370	239	SMKRS MOVIE HOME																

B01: EDUCATION. High school: scholastic status, objectives, experiences

00390	23	WHEN R XPCT GRA	1C14	1C14	1C14	1C14	1C14	1C14	1C14	1C14	1C14	1C14	1C14	1C14	1C14	1C14	1C14	1C14
00390	23	WHEN R XPCT GRAD	2C14	2C14	2C14	2C14	2C14	2C14	2C14	2C14	2C14	2C14	2C14	2C14	2C14	2C14	2C14	2C14
00390	23	WHEN R XPCT GRAD	3C14	3C14	3C14	3C14	3C14	3C14	3C14	3C14	3C14	3C14	3C14	3C14	3C14	3C14	3C14	3C14
00390	23	WHEN R XPCT GRAD	4C14	4C14	4C14	4C14	4C14	4C14	4C14	4C14	4C14	4C14	4C14	4C14	4C14	4C14	4C14	4C14
00390	23	WHEN R XPCT GRAD	5C14	5C14	5C14	5C14	5C14	5C14	5C14	5C14	5C14	5C14	5C14	5C14	5C14	5C14	5C14	5C14
00390	23	WHEN R XPCT GRAD														6C14	6C14	6C14
00400	23	R'S HS PROGRAM	1C15	1C15	1C15	1C15	1C15	1C15	1C15	1C15	1C15	1C15	1C15	1C15	1C15	1C15	1C15	1C15
00400	23	R'S HS PROGRAM	2C15	2C15	2C15	2C15	2C15	2C15	2C15	2C15	2C15	2C15	2C15	2C15	2C15	2C15	2C15	2C15
00400	23	R'S HS PROGRAM	3C15	3C15	3C15	3C15	3C15	3C15	3C15	3C15	3C15	3C15	3C15	3C15	3C15	3C15	3C15	3C15
00400	23	R'S HS PROGRAM	4C15	4C15	4C15	4C15	4C15	4C15	4C15	4C15	4C15	4C15	4C15	4C15	4C15	4C15	4C15	4C15
00400	23	R'S HS PROGRAM	5C15	5C15	5C15	5C15	5C15	5C15	5C15	5C15	5C15	5C15	5C15	5C15	5C15	5C15	5C15	5C15
00400	23	R'S HS PROGRAM														6C15	6C15	6C15
00410	23	RT SF SCH AB>AV	1C16	1C16	1C16	1C16	1C16	1C16	1C16	1C16	1C16	1C16	1C16	1C16	1C16	1C16	1C16	1C16
00410	23	RT SF SCH AB>AVG	2C16	2C16	2C16	2C16	2C16	2C16	2C16	2C16	2C16	2C16	2C16	2C16	2C16	2C16	2C16	2C16
00410	23	RT SF SCH AB>AVG	3C16	3C16	3C16	3C16	3C16	3C16	3C16	3C16	3C16	3C16	3C16	3C16	3C16	3C16	3C16	3C16
00410	23	RT SF SCH AB>AVG	4C16	4C16	4C16	4C16	4C16	4C16	4C16	4C16	4C16	4C16	4C16	4C16	4C16	4C16	4C16	4C16
00410	23	RT SF SCH AB>AVG	5C16	5C16	5C16	5C16	5C16	5C16	5C16	5C16	5C16	5C16	5C16	5C16	5C16	5C16	5C16	5C16
00410	23	RT SF SCH AB>AVG														6C16	6C16	6C16
00420	23	RT SF INTELL>AV	1C17	1C17	1C17	1C17	1C17	1C17	1C17	1C17	1C17	1C17	1C17	1C17	1C17	1C17	1C17	1C17
00420	23	RT SF INTELL>AVG	2C17	2C17	2C17	2C17	2C17	2C17	2C17	2C17	2C17	2C17	2C17	2C17	2C17	2C17	2C17	2C17
00420	23	RT SF INTELL>AVG	3C17	3C17	3C17	3C17	3C17	3C17	3C17	3C17	3C17	3C17	3C17	3C17	3C17	3C17	3C17	3C17
00420	23	RT SF INTELL>AVG	4C17	4C17	4C17	4C17	4C17	4C17	4C17	4C17	4C17	4C17	4C17	4C17	4C17	4C17	4C17	4C17
00420	23	RT SF INTELL>AVG	5C17	5C17	5C17	5C17	5C17	5C17	5C17	5C17	5C17	5C17	5C17	5C17	5C17	5C17	5C17	5C17
00420	23	RT SF INTELL>AVG														6C17	6C17	6C17
00470	24	R HS GRADE/D=1	1C20	1C20	1C20	1C20	1C20	1C20	1C20	1C20	1C20	1C20	1C20	1C20	1C20	1C20	1C20	1C20
00470	24	R HS GRADE/D=1	2C20	2C20	2C20	2C20	2C20	2C20	2C20	2C20	2C20	2C20	2C20	2C20	2C20	2C20	2C20	2C20
00470	24	R HS GRADE/D=1	3C20	3C20	3C20	3C20	3C20	3C20	3C20	3C20	3C20	3C20	3C20	3C20	3C20	3C20	3C20	3C20
00470	24	R HS GRADE/D=1	4C20	4C20	4C20	4C20	4C20	4C20	4C20	4C20	4C20	4C20	4C20	4C20	4C20	4C20	4C20	4C20
00470	24	R HS GRADE/D=1	5C20	5C20	5C20	5C20	5C20	5C20	5C20	5C20	5C20	5C20	5C20	5C20	5C20	5C20	5C20	5C20
00470	24	R HS GRADE/D=1														6C20	6C20	6C20
01310	46	SAT EDUC EXPRNC	1A06E	1A06E	1A06E	1A06E	1A06E	1A06E	1A06E	1A06E	1A06E	1A06E	1A06E	1A06E	1A06E	1A06E	1A06E	1A06E
01660	51	GO SCH ENJY XPR	1A11I	1A11I	1A11I	1A11I	1A11I	1A11I	1A11I	1A11I	1A11I	1A11I	1A11I	1A11I	1A11I	1A11I	1A11I	1A11I
01670	51	DO WL SC IMP/JB	1A11J	1A11J	1A11J	1A11J	1A11J	1A11J	1A11J	1A11J	1A11J	1A11J	1A11J	1A11J	1A11J	1A11J	1A11J	1A11J
05700	93	*SC WRK NVR MNG	1D002	1D002	1D002	1D002	1D002	1D002	1D002	1D002	1D002	1D002	1D002	1D002	1D002	1D002	1D002	1D002
05700	222	*SC WRK NVR MNG														6A03	6A03	6A03
05710	93	*MST COUR V DUL	1D003	1D003	1D003	1D003	1D003	1D003	1D003	1D003	1D003	1D003	1D003	1D003	1D003	1D003	1D003	1D003
05710	222	*MST COUR V DUL														6A04	6A04	6A04
05720	93	*LRN SCH NT IMP	1D004	1D004	1D004	1D004	1D004	1D004	1D004	1D004	1D004	1D004	1D004	1D004	1D004	1D004	1D004	1D004
05720	222	*LRN SCH NT IMP														6A05	6A05	6A05
07630	93	R LIKES SCHOOL	1D001	1D001	1D001	1D001	1D001	1D001	1D001	1D001	1D001	1D001	1D001	1D001	1D001	1D001	1D001	1D001
07630	130	R LIKES SCHOOL	2E02	2E06	2E06	2E08	2E09	2E09	2E12	2E12	2E12	2E12	2E12	2E12	2E12	2E12	2E12	2E12
07630		R LIKES SCHOOL	3E07	3E07	3E07	3E07	3E07	3E07										
07630		R LIKES SCHOOL	4E10															
07630		R LIKES SCHOOL	5E04	5E05	5E05	5E03	5E05											
07640	130	HRS/WK SPND HMWK	2E03	2E07	2E07	2E09	2E10	2E10	2E13	2E13	2E13	2E13	2E13	2E13	2E13	2E13	2E13	2E13
09860		HAD SEX ED IN HS	3E09	3E08	3E08	3E08	3E08	3E08	3E04	3E04	3E04	3E04	3E04	3E04	3E04	3E04	3E04	3E04
09870		STUDY BC IN HS	3E10	3E09	3E09	3E09	3E09	3E09	3E05	3E05	3E05	3E05	3E05	3E05	3E05	3E05	3E05	3E05
22170	131	SCH ACTV-PBLCTNS												2E07A	2E14A	2E14A	2E14A	2E14A
22170	225	SCH ACTV-PBLCTNS														6A09A	6A09A	6A09A
22180	131	SCH ACTV-PRF ART												2E07B	2E14B	2E14B	2E14B	2E14B
22180	226	SCH ACTV-PRF ART														6A09B	6A09B	6A09B
22190	131	SCH ACTV-ATHLTCS												2E07C	2E14C	2E14C	2E14C	2E14C
22190	226	SCH ACTV-ATHLTCS														6A09C	6A09C	6A09C
22200	131	SCH ACTV-OTH ACT												2E07D	2E14D	2E14D	2E14D	2E14D
22200	226	SCH ACTV-OTH ACT														6A09F	6A09F	6A09F
23090	222	LSTYR/ENJOY SCHL														6A06A	6A06A	6A06A
23100	222	LSTYR/HATE SCHL														6A06B	6A06B	6A06B
23110	222	LSTYR/DO BEST WK														6A06C	6A06C	6A06C
23120	222	LSTYR/SCH 2 HARD														6A06D	6A06D	6A06D
23130	223	LSTYR/FOOL ROUND														6A06E	6A06E	6A06E
23140	223	LSTYR/WK NT DONE														6A06F	6A06F	6A06F
23150	223	LSTYR/GT GD GRDS														6A06G	6A06G	6A06G
23160	223	LSTYR/U MISBEHAV														6A06H	6A06H	6A06H
23170	223	LSTYR/SKIP SCHL														6A06I	6A06I	6A06I
23180		8THGR/ENJOY SCHL														6A07A	6A07A	6A07A
23190		8THGR/HATE SCHL														6A07B	6A07B	6A07B
23200		8THGR/DO BEST WK														6A07C	6A07C	6A07C
23210		8THGR/SCH 2 HARD														6A07D	6A07D	6A07D
23220		8THGR/FOOL ROUND														6A07E	6A07E	6A07E
23230		8THGR/WK NT DONE														6A07F	6A07F	6A07F
23240		8THGR/GT GD GRDS														6A07G	6A07G	6A07G
23250		8THGR/U MISBEHAV														6A07H	6A07H	6A07H
23260		8THGR/SKIP SCHL														6A07I	6A07I	6A07I
23270	223	5-6GR/ENJOY SCHL														6A08A	6A08A	6A08A
23280	223	5-6GR/HATE SCHL														6A08B	6A08B	6A08B

[illegible]

311

B01: EDUCATION. High school: scholastic status, objectives, experiences (continued)


B02: EDUCATION. Combining work and school: attitudes, experiences

B03: EDUCATION. Interracial contact at school

B04: EDUCATION. Student norms, misbehavior in class

B05: EDUCATION. Counseling

*=item text changed from previous year



Item Ref. No.	Page Loc. in Vol.	ITEM DESCRIPTION (ABBREVIATED)	QUESTIONNAIRE LOCATION BY YEAR (FORM, SECTION, AND QUESTION NUMBER)															
			1976	1977	1978	1979	1980	1981	1982	1983	1984	1985	1986	1987	1988	1989	1990	

B05: EDUCATION. Counseling (continued)

05800	95	R LK C COUNS MR	1D012	1D012	1D012	1D012	1D012	1D012	1D012	1D012	1D012	1D012	1D012	1D012	1D012	1D012	1D012
05810	95	CSLNG VRY HLPFL	1D13	1D13*	1D013	1D013	1D013	1D013	1D013	1D013	1D013	1D013	1D013	1D013	1D013	1D013	1D013
05811	95	CNSL COURSES				1D14A	1D14A	1D14A	1D14A	1D14A	1D14A	1D14A	1D14A	1D14A	1D14A	1D14A	1D14A
05812	95	CNSL CL PROB				1D14B	1D14B	1D14B	1D14B	1D14B	1D14B	1D14B	1D14B	1D14B	1D14B	1D14B	1D14B
05813	95	CNSL TRBL R IN				1D14C	1D14C	1D14C	1D14C	1D14C	1D14C	1D14C	1D14C	1D14C	1D14C	1D14C	1D14C
05814	96	CNSL MILTRY PLN				1D14D	1D14D	1D14D	1D14D	1D14D	1D14D	1D14D	1D14D	1D14D	1D14D	1D14D	1D14D
05815	96	CNSL EDUC PLANS				1D14E	1D14E	1D14E	1D14E	1D14E	1D14E	1D14E	1D14E	1D14E	1D14E	1D14E	1D14E
05816	96	CNSL CAREER PLN				1D14F	1D14F	1D14F	1D14F	1D14F	1D14F	1D14F	1D14F	1D14F	1D14F	1D14F	1D14F
05817	96	CNSL PRNL PROB				1D14G	1D14G	1D14G	1D14G	1D14G	1D14G	1D14G	1D14G	1D14G	1D14G	1D14G	1D14G

B06: EDUCATION. Absenteeism and truancy

00430	23	#DA/4W SC MS IL	1C18A	1C18A	1C18A	1C18A	1C18A	1C18A	1C18A	1C18A	1C18A	1C18A	1C18A	1C18A	1C18A	1C18A	1C18A
00430	23	#DA/4W SC MS ILL	2C18A	2C18A	2C18A	2C18A	2C18A	2C18A	2C18A	2C18A	2C18A	2C18A	2C18A	2C18A	2C18A	2C18A	2C18A
00430	23	#DA/4W SC MS ILL	3C18A	3C18A	3C18A	3C18A	3C18A	3C18A	3C18A	3C18A	3C18A	3C18A	3C18A	3C18A	3C18A	3C18A	3C18A
00430	23	#DA/4W SC MS ILL	4C18A	4C18A	4C18A	4C18A	4C18A	4C18A	4C18A	4C18A	4C18A	4C18A	4C18A	4C18A	4C18A	4C18A	4C18A
00430	23	#DA/4W SC MS ILL	5C18A	5C18A	5C18A	5C18A	5C18A	5C18A	5C18A	5C18A	5C18A	5C18A	5C18A	5C18A	5C18A	5C18A	5C18A
00430	23	#DA/4W SC MS ILL														6C18A	6C18A
00440	24	#DA/4W SC MS CU	1C18B	1C18B	1C18B	1C18B	1C18B	1C18B	1C18B	1C18B	1C18B	1C18B	1C18B	1C18B	1C18B	1C18B	1C18B
00440	24	#DA/4W SC MS CUT	2C18B	2C18B	2C18B	2C18B	2C18B	2C18B	2C18B	2C18B	2C18B	2C18B	2C18B	2C18B	2C18B	2C18B	2C18B
00440	24	#DA/4W SC MS CUT	3C18B	3C18B	3C18B	3C18B	3C18B	3C18B	3C18B	3C18B	3C18B	3C18B	3C18B	3C18B	3C18B	3C18B	3C18B
00440	24	#DA/4W SC MS CUT	4C18B	4C18B	4C18B	4C18B	4C18B	4C18B	4C18B	4C18B	4C18B	4C18B	4C18B	4C18B	4C18B	4C18B	4C18B
00440	24	#DA/4W SC MS CUT	5C18B	5C18B	5C18B	5C18B	5C18B	5C18B	5C18B	5C18B	5C18B	5C18B	5C18B	5C18B	5C18B	5C18B	5C18B
00440	24	#DA/4W SC MS CUT														6C18B	6C18B
00450	24	#DA/4W SC MS OT	1C18C	1C18C	1C18C	1C18C	1C18C	1C18C	1C18C	1C18C	1C18C	1C18C	1C18C	1C18C	1C18C	1C18C	1C18C
00450	24	#DA/4W SC MS OTH	2C18C	2C18C	2C18C	2C18C	2C18C	2C18C	2C18C	2C18C	2C18C	2C18C	2C18C	2C18C	2C18C	2C18C	2C18C
00450	24	#DA/4W SC MS OTH	3C18C	3C18C	3C18C	3C18C	3C18C	3C18C	3C18C	3C18C	3C18C	3C18C	3C18C	3C18C	3C18C	3C18C	3C18C
00450	24	#DA/4W SC MS OTH	4C18C	4C18C	4C18C	4C18C	4C18C	4C18C	4C18C	4C18C	4C18C	4C18C	4C18C	4C18C	4C18C	4C18C	4C18C
00450	24	#DA/4W SC MS OTH	5C18C	5C18C	5C18C	5C18C	5C18C	5C18C	5C18C	5C18C	5C18C	5C18C	5C18C	5C18C	5C18C	5C18C	5C18C
00450	24	#DA/4W SC MS OTH														6C18C	6C18C
00460	24	#DA/4W SKP CLAS	1C19	1C19	1C19	1C19	1C19	1C19	1C19	1C19	1C19	1C19	1C19	1C19	1C19	1C19	1C19
00460	24	#DA/4W SKP CLASS	2C19	2C19	2C19	2C19	2C19	2C19	2C19	2C19	2C19	2C19	2C19	2C19	2C19	2C19	2C19
00460	24	#DA/4W SKP CLASS	3C19	3C19	3C19	3C19	3C19	3C19	3C19	3C19	3C19	3C19	3C19	3C19	3C19	3C19	3C19
00460	24	#DA/4W SKP CLASS	4C19	4C19	4C19	4C19	4C19	4C19	4C19	4C19	4C19	4C19	4C19	4C19	4C19	4C19	4C19
00460	24	#DA/4W SKP CLASS	5C19	5C19	5C19	5C19	5C19	5C19	5C19	5C19	5C19	5C19	5C19	5C19	5C19	5C19	5C19
23170	223	LSTYR/SKIP SCHL														6A06I	6A06I
23260		8THGR/SKIP SCHL														6A07I	6A07I
23350	224	5-6GR/SKIP SCHL														6A08I	6A08I
25750	118	#X U UNEXCSD LAT															

B07: EDUCATION. Delinquency, victimization, and feeling safe at school

06540	113	FRQ FGT WRK/SCHL	2A19C	2A19C	2A19C	2A19C	2A19C	2A19C	2A19C	2A19C	2A19C	2A19C	2A19C	2A19C	2A19C	2A19C	2A19C
06540		FRQ FGT WRK/SCHL														6A15C	6A15C
06650	115	FRQ DMG SCH PPTY	2A19N	2A19N	2A19N	2A19N	2A19N	2A19N	2A19N	2A19N	2A19N	2A19N	2A19N	2A19N	2A19N	2A19N	2A19N
06650		FRQ DMG SCH PPTY														6A15N	6A15N
09871	158	SM1 SCL ROB <\$50		3E10A	3E10A					3E08A	3E08A	3E08A	3E08A	3E08A	3E08A	3E08A	3E08A
09871		SM1 SCL ROB <\$50	4E11A			5E06A	5E08A	5E13A									
09871		SM1 SCL ROB <\$50															
09872	159	SM1 SCL ROB >\$50		3E10B	3E10B					3E08B	3E08B	3E08B	3E08B	3E08B	3E08B	3E08B	3E08B
09872		SM1 SCL ROB >\$50	4E11B														
09872		SM1 SCL ROB >\$50				5E06B	5E08B	5E13B									
09873	159	SM1 SCL DMG PRY		3E10C	3E10C					3E08C	3E08C	3E08C	3E08C	3E08C	3E08C	3E08C	3E08C
09873		SM1 SCL DMG PRY	4E11C			5E06C	5E08C	5E13C									
09873		SM1 SCL DMG PRY															
09874	159	SM1 SCL IN U W/W		3E10D	3E10D					3E08D	3E08D	3E08D	3E08D	3E08D	3E08D	3E08D	3E08D
09874		SM1 SCL IN U W/W	4E11D														
09874		SM1 SCL IN U W/W				5E06D	5E08D	5E13D									
09875	159	SM1 SCL TH U W/W		3E10E	3E10E					3E08E	3E08E	3E08E	3E08E	3E08E	3E08E	3E08E	3E08E
09875		SM1 SCL TH U W/W	4E11E														
09875		SM1 SCL TH U W/W				5E06E	5E08E	5E13E									
09876	159	SM1 SCL IN U -WP		3E10F	3E10F					3E08F	3E08F	3E08F	3E08F	3E08F	3E08F	3E08F	3E08F
09876		SM1 SCL IN U -WP	4E11F														
09876		SM1 SCL IN U -WP				5E06F	5E08F	5E13F									
09877	159	SM1 SCL TH U W/I		3E10G	3E10G					3E08G	3E08G	3E08G	3E08G	3E08G	3E08G	3E08G	3E08G
09877		SM1 SCL TH U W/I	4E11G														
09877		SM1 SCL TH U W/I				5E06G	5E08G	5E13G									
23160	223	LSTYR/U MISBEHAV														6A06H	6A06H
23250		8THGR/U MISBEHAV														6A07H	6A07H
23340	224	5-6GR/U MISBEHAV														6A08H	6A08H
25140	226	EVER SUSPENDED															
25720	118	4WKS WEAPON@SCHL															
25770	150	FEEL UNSAFE@SCHL															
25780	150	UNSAF TO/FRM SCH															
25790	150	4WK/UNSAF AVDSCH															
29590	227	#DA GUN SCHL/4WK															

B08: EDUCATION. Competency testing

07900		16YR+TEST->DIPL		2E13A	2E13A		2E16A	2E16A	2E19A	2E19A							
07900		16YR+TEST->DIPL				5E07A											
07910		14YR+TEST->DIPL		2E13B	2E13B		2E16B	2E16B	2E19B	2E19B							
07910		14YR+TEST->DIPL				5E07B											

313

[illegible]

*=item text changed from previous year

[illegible]

[illegible]

B08: EDUCATION. Competency testing (continued)

[illegible]

B09: EDUCATION. Post high school: status, plans, characteristics

[illegible]


B10: EDUCATION. Attitudes regarding educational institutions

[illegible]

*=item text changed from previous year

[illegible]

*=item text changed from previous year



Item Ref. No.	Page Loc. in Vol.	ITEM DESCRIPTION (ABBREVIATED)	QUESTIONNAIRE LOCATION BY YEAR (FORM, SECTION, AND QUESTION NUMBER)															
			1976	1977	1978	1979	1980	1981	1982	1983	1984	1985	1986	1987	1988	1989	1990	

C02: WORK and LEISURE. Income sources; financial security (continued)

20840	209	%%\$SAVE/SPEND CAR						5D03B	5D05B	5D05B	5D05B	5D05B	5D05B	5D05B	5D05B	5D05B	5D05B
20850	209	%%\$SAVE OTHER						5D03C	5D05C	5D05C	5D05C	5D05C	5D05C	5D05C	5D05C	5D05C	5D05C
20860	209	%%\$SPEND ON SELF						5D03D	5D05D	5D05D	5D05D	5D05D	5D05D	5D05D	5D05D	5D05D	5D05D
20870	210	%%\$SPEND HELP FAM						5D03E	5D05E	5D05E	5D05E	5D05E	5D05E	5D05E	5D05E	5D05E	5D05E

C03: WORK and LEISURE. Vocational plans, aspirations, expectations

00480	24	R WL DO VOC/TEC	1C21A	1C21A	1C21A	1C21A	1C21A	1C21A	1C21A	1C21A	1C21A	1C21A	1C21A	1C21A	1C21A	1C21A	1C21A
00480	24	R WL DO VOC/TEC	2C21A	2C21A	2C21A	2C21A	2C21A	2C21A	2C21A	2C21A	2C21A	2C21A	2C21A	2C21A	2C21A	2C21A	2C21A
00480	24	R WL DO VOC/TEC	3C21A	3C21A	3C21A	3C21A	3C21A	3C21A	3C21A	3C21A	3C21A	3C21A	3C21A	3C21A	3C21A	3C21A	3C21A
00480	24	R WL DO VOC/TEC	4C21A	4C21A	4C21A	4C21A	4C21A	4C21A	4C21A	4C21A	4C21A	4C21A	4C21A	4C21A	4C21A	4C21A	4C21A
00480	24	R WL DO VOC/TEC	5C21A	5C21A	5C21A	5C21A	5C21A	5C21A	5C21A	5C21A	5C21A	5C21A	5C21A	5C21A	5C21A	5C21A	5C21A
00480	24	R WL DO VOC/TEC														6C21A	6C21A
00530	25	R WNTDO VOC/TEC	1C22A	1C22A	1C22A	1C22A	1C22A	1C22A	1C22A	1C22A	1C22A	1C22A	1C22A	1C22A	1C22A	1C22A	1C22A
00530	25	R WNTDO VOC/TEC	2C22A	2C22A	2C22A	2C22A	2C22A	2C22A	2C22A	2C22A	2C22A	2C22A	2C22A	2C22A	2C22A	2C22A	2C22A
00530	25	R WNTDO VOC/TEC	3C22A	3C22A	3C22A	3C22A	3C22A	3C22A	3C22A	3C22A	3C22A	3C22A	3C22A	3C22A	3C22A	3C22A	3C22A
00530	25	R WNTDO VOC/TEC	4C22A	4C22A	4C22A	4C22A	4C22A	4C22A	4C22A	4C22A	4C22A	4C22A	4C22A	4C22A	4C22A	4C22A	4C22A
00530	25	R WNTDO VOC/TEC	5C22A	5C22A	5C22A	5C22A	5C22A	5C22A	5C22A	5C22A	5C22A	5C22A	5C22A	5C22A	5C22A	5C22A	5C22A
00530	25	R WNTDO VOC/TEC														6C22A	6C22A
06870	119	HOW GD AS WORKER	2D02C	2D02C	2D02C	2D02C	2D02C	2D02C	2D02C	2D02C	2D02C	2D02C	2D02C	2D02C	2D02C	2D02C	2D02C
08090	138	SAME JOB MST LIF	3A05E	3A05E	3A05E	3A05E	3A05E	3A05E	3A05E	3A05E	3A05E	3A05E	3A05E	3A05E	3A05E	3A05E	3A05E
10320	170	KIND OF WORK @30	4A09	4A09	4A09	4A09	4A09	4A09	4A09	4A09	4A09	4A09	4A09	4A09	4A09	4A09	4A09
10330	170	R SURE GT THS WK	4A10	4A10	4A10	4A10	4A10	4A10	4A10	4A10	4A10	4A10	4A10	4A10	4A10	4A10	4A10
10340	170	R SURE WK GD CHC	4A11	4A11	4A11	4A11	4A11	4A11	4A11	4A11	4A11	4A11	4A11	4A11	4A11	4A11	4A11
10350	170	R THINK WK BE SAT	4A12	4A12	4A12	4A12	4A12	4A12	4A12	4A12	4A12	4A12	4A12	4A12	4A12	4A12	4A12
10360	171	JOB OBSTC RELGN	4A13A	4A13A	4A13A	4A13A	4A13A	4A13A	4A13A	4A13A	4A13A	4A13A	4A13A	4A13A	4A13A	4A13A	4A13A
10370	171	JOB OBSTC SEX	4A13B	4A13B	4A13B	4A13B	4A13B	4A13B	4A13B	4A13B	4A13B	4A13B	4A13B	4A13B	4A13B	4A13B	4A13B
10380	171	JOB OBSTC RACE	4A13C	4A13C	4A13C	4A13C	4A13C	4A13C	4A13C	4A13C	4A13C	4A13C	4A13C	4A13C	4A13C	4A13C	4A13C
10390	171	JOB OBSTC BKGRND	4A13D	4A13D	4A13D	4A13D	4A13D	4A13D	4A13D	4A13D	4A13D	4A13D	4A13D	4A13D	4A13D	4A13D	4A13D
10400	171	JOB OBSTC POL VW	4A13E	4A13E	4A13E	4A13E	4A13E	4A13E	4A13E	4A13E	4A13E	4A13E	4A13E	4A13E	4A13E	4A13E	4A13E
10410	171	JOB OBSTC EDUCN	4A13F	4A13F	4A13F	4A13F	4A13F	4A13F	4A13F	4A13F	4A13F	4A13F	4A13F	4A13F	4A13F	4A13F	4A13F
10420	171	JOB OBSTC -VOC T	4A13G	4A13G	4A13G	4A13G	4A13G	4A13G	4A13G	4A13G	4A13G	4A13G	4A13G	4A13G	4A13G	4A13G	4A13G
10430	171	JOB OBSTC -ABLT	4A13H	4A13H	4A13H	4A13H	4A13H	4A13H	4A13H	4A13H	4A13H	4A13H	4A13H	4A13H	4A13H	4A13H	4A13H
10440	172	JOB OBSTC -PULL	4A13I	4A13I	4A13I	4A13I	4A13I	4A13I	4A13I	4A13I	4A13I	4A13I	4A13I	4A13I	4A13I	4A13I	4A13I
10450	172	JOB OBSTC -WK HD	4A13J	4A13J	4A13J	4A13J	4A13J	4A13J	4A13J	4A13J	4A13J	4A13J	4A13J	4A13J	4A13J	4A13J	4A13J
10460	172	JOB OBSTC -CONFM	4A13K	4A13K	4A13K	4A13K	4A13K	4A13K	4A13K	4A13K	4A13K	4A13K	4A13K	4A13K	4A13K	4A13K	4A13K

C04: WORK AND LEISURE. Preferences regarding job characteristics


01460	48	IMP STEADY WORK	1A07F	1A07F	1A07F	1A07F	1A07F	1A07F	1A07F	1A07F	1A07F	1A07F	1A07F	1A07F	1A07F	1A07F	1A07F
08050	137	LIK WRK CAN FRGT	3A05A	3A05A	3A05A	3A05A	3A05A	3A05A	3A05A	3A05A	3A05A	3A05A	3A05A	3A05A	3A05A	3A05A	3A05A
10090	166	JOB IMPC SE RSLT	4A08A	4A08A	4A08A	4A08A	4A08A	4A08A	4A08A	4A08A	4A08A	4A08A	4A08A	4A08A	4A08A	4A08A	4A08A
10100	167	JOB IMPC STATUS	4A08B	4A08B	4A08B	4A08B	4A08B	4A08B	4A08B	4A08B	4A08B	4A08B	4A08B	4A08B	4A08B	4A08B	4A08B
10110	167	JOB IMPC INTRSTG	4A08C	4A08C	4A08C	4A08C	4A08C	4A08C	4A08C	4A08C	4A08C	4A08C	4A08C	4A08C	4A08C	4A08C	4A08C
10120	167	JOB IMPC ADVNCMT	4A08D	4A08D	4A08D	4A08D	4A08D	4A08D	4A08D	4A08D	4A08D	4A08D	4A08D	4A08D	4A08D	4A08D	4A08D
10130	167	JOB IMPC HLP OTH	4A08E	4A08E	4A08E	4A08E	4A08E	4A08E	4A08E	4A08E	4A08E	4A08E	4A08E	4A08E	4A08E	4A08E	4A08E
10140	167	JOB IMPC EARN \$	4A08F	4A08F	4A08F	4A08F	4A08F	4A08F	4A08F	4A08F	4A08F	4A08F	4A08F	4A08F	4A08F	4A08F	4A08F
10150	167	JOB IMPC CREATVY	4A08G	4A08G	4A08G	4A08G	4A08G	4A08G	4A08G	4A08G	4A08G	4A08G	4A08G	4A08G	4A08G	4A08G	4A08G
10160	167	JOB IMPC UTILITY	4A08H	4A08H	4A08H	4A08H	4A08H	4A08H	4A08H	4A08H	4A08H	4A08H	4A08H	4A08H	4A08H	4A08H	4A08H
10170	167	JOB IMPC MK FRND	4A08I	4A08I	4A08I	4A08I	4A08I	4A08I	4A08I	4A08I	4A08I	4A08I	4A08I	4A08I	4A08I	4A08I	4A08I
10180	168	JOB IMPC USE SKL	4A08J	4A08J	4A08J	4A08J	4A08J	4A08J	4A08J	4A08J	4A08J	4A08J	4A08J	4A08J	4A08J	4A08J	4A08J
10190	168	JOB IMPC WRTHWLE	4A08K	4A08K	4A08K	4A08K	4A08K	4A08K	4A08K	4A08K	4A08K	4A08K	4A08K	4A08K	4A08K	4A08K	4A08K
10200	168	JOB IMPC VACATN	4A08L	4A08L	4A08L	4A08L	4A08L	4A08L	4A08L	4A08L	4A08L	4A08L	4A08L	4A08L	4A08L	4A08L	4A08L
10210	168	JOB IMPC MK DCSN	4A08M	4A08M	4A08M	4A08M	4A08M	4A08M	4A08M	4A08M	4A08M	4A08M	4A08M	4A08M	4A08M	4A08M	4A08M
10220	168	JOB IMPC FRE TIM	4A08N	4A08N	4A08N	4A08N	4A08N	4A08N	4A08N	4A08N	4A08N	4A08N	4A08N	4A08N	4A08N	4A08N	4A08N
10230	168	JOB IMPC NO MVNG	4A08O	4A08O	4A08O	4A08O	4A08O	4A08O	4A08O	4A08O	4A08O	4A08O	4A08O	4A08O	4A08O	4A08O	4A08O
10240	168	JOB IMPC NO SPRV	4A08P	4A08P	4A08P	4A08P	4A08P	4A08P	4A08P	4A08P	4A08P	4A08P	4A08P	4A08P	4A08P	4A08P	4A08P
10250	168	JOB IMPC SECURTY	4A08Q	4A08Q	4A08Q	4A08Q	4A08Q	4A08Q	4A08Q	4A08Q	4A08Q	4A08Q	4A08Q	4A08Q	4A08Q	4A08Q	4A08Q
10260	169	JOB IMPC LRNING	4A08R	4A08R	4A08R	4A08R	4A08R	4A08R	4A08R	4A08R	4A08R	4A08R	4A08R	4A08R	4A08R	4A08R	4A08R
10270	169	JOB IMPC BE SELF	4A08S	4A08S	4A08S	4A08S	4A08S	4A08S	4A08S	4A08S	4A08S	4A08S	4A08S	4A08S	4A08S	4A08S	4A08S
10280	169	JOB IMPC RESPECT	4A08T	4A08T	4A08T	4A08T	4A08T	4A08T	4A08T	4A08T	4A08T	4A08T	4A08T	4A08T	4A08T	4A08T	4A08T
10290	169	JOB IMPC CNTC PL	4A08U	4A08U	4A08U	4A08U	4A08U	4A08U	4A08U	4A08U	4A08U	4A08U	4A08U	4A08U	4A08U	4A08U	4A08U
10300	169	JOB IMPC EZ PACE	4A08V	4A08V	4A08V	4A08V	4A08V	4A08V	4A08V	4A08V	4A08V	4A08V	4A08V	4A08V	4A08V	4A08V	4A08V
10310	169	JOB IMPC HRD PRB	4A08W	4A08W	4A08W	4A08W	4A08W	4A08W	4A08W	4A08W	4A08W	4A08W	4A08W	4A08W	4A08W	4A08W	4A08W
25800	177	# HRS PREF WORK															
25810	178	PRT #HR PREF WRK															

C05: WORK and LEISURE. Desirability of different working arrangements and settings

06160	108	-CHL,HB WK1.,W=0	2A08A	2A08A	2A08A	2A08A	2A08A	2A08A	2A08A	2A08A	2A08A	2A08A	2A08A	2A08A	2A08A	2A08A	2A08A
06170	108	-CHL,HB WK1.,W.5	2A08B	2A08B	2A08B	2A08B	2A08B	2A08B	2A08B	2A08B	2A08B	2A08B	2A08B	2A08B	2A08B	2A08B	2A08B
06180	108	-CHL,HB&WF WK 1.	2A08C	2A08C	2A08C	2A08C	2A08C	2A08C	2A08C	2A08C	2A08C	2A08C	2A08C	2A08C	2A08C	2A08C	2A08C
06190	108	-CHL,HB&WF WK .5	2A08D	2A08D	2A08D	2A08D	2A08D	2A08D	2A08D	2A08D	2A08D	2A08D	2A08D	2A08D	2A08D	2A08D	2A08D
06200	108	-CHL,W WK 1.,H.5	2A08E	2A08E	2A08E	2A08E	2A08E	2A08E	2A08E	2A08E	2A08E	2A08E	2A08E	2A08E	2A08E	2A08E	2A08E
06210	108	-CHL,W WK 1.,H=0	2A08F	2A08F	2A08F	2A08F	2A08F	2A08F	2A08F	2A08F	2A08F	2A08F	2A08F	2A08F	2A08F	2A08F	2A08F
06220	108	PSCH,HB WK1.,W=0	2A09A	2A09A	2A09A	2A09A	2A09A	2A09A	2A09A	2A09A	2A09A	2A09A	2A09A	2A09A	2A09A	2A09A	2A09A
06230	109	PSCH,HB WK1.,W.5	2A09B	2A09B	2A09B	2A09B	2A09B	2A09B	2A09B	2A09B	2A09B	2A09B	2A09B	2A09B	2A09B	2A09B	2A09B
06240	109	PSCH,HB&WF WK 1.	2A09C	2A09C	2A09C	2A09C	2A09C	2A09C	2A09C	2A09C	2A09C	2A09C	2A09C	2A09C	2A09C	2A09C	2A09C
06250	109	PSCH,HB&WF WK .5	2A09D	2A09D	2A09D	2A09D	2A09D	2A09D	2A09D	2A09D	2A09D	2A09D	2A09D	2A09D	2A09D	2A09D	2A09D
06260	109	PSCH,WF WK1.,H.5	2A09E	2A09E	2A09E	2A09E	2A09E	2A09E	2A09E	2A09E	2A09E	2A09E	2A09E	2A09E	2A09E	2A09E	2A09E
06270	109	PSCH,WF WK1.,H=0	2A09F	2A09F	2A09F	2A09F	2A09F	2A09F	2A09F	2A09F	2A09F	2A09F	2A09F	2A09F	2A09F	2A09F	2A09F
08120	138	DES SUPVR DIF RC	3A07B	3A07B	3A07B	3A07B	3A07B	3A07B	3A07B	3A07B	3A07B	3A07B	3A07B	3A07B	3A07B	3A07B	3A07B
08160	138	DES AL WKS SM RC	3A08A	3A08A	3A08A	3A08A	3A08A	3A08A	3A08A	3A08A	3A08A	3A08A	3A08A	3A08A	3A08A	3A08A	3A08A
08170	139	DES SO WKS DF RC	3A08B	3A08B	3A08B	3A08B	3A08B	3A08B	3A08B	3A08B	3A08B	3A08B	3A08B	3A08B	3A08B	3A08B	3A08B

[illegible]

*=item text changed from previous year



Item Ref. No.	Page Loc. in Vol.	ITEM DESCRIPTION (ABBREVIATED)	QUESTIONNAIRE LOCATION BY YEAR (FORM, SECTION, AND QUESTION NUMBER)															
			1976	1977	1978	1979	1980	1981	1982	1983	1984	1985	1986	1987	1988	1989	1990	

C05: WORK and LEISURE. Desirability of different working arrangements and settings (continued)

08180	139	DES MS WKS DF RC	3A08C	3A08C	3A08C	3A08C	3A08C	3A08C	3A08C	3A08C	3A08C	3A08C	3A08C	3A08C	3A08C	3A08C	3A08C
11150	185	MLTRY >FLFLG JB	4E01D	4E01D	4E01D	4E01D	4E01D	4E01D	4E01D	4E01D	4E01D	4E01D	4E01D	4E01D	4E01D	4E01D	4E01D
11800	192	PLC WRK LG CORPN	5A05A	5A05A	5A05A	5A05A	5A05A	5A05A	5A05A	5A05A	5A05A	5A05A	5A05A	5A05A	5A05A	5A05A	5A05A
11810	192	PLC WRK SM BSNSS	5A05B	5A05B	5A05B	5A05B	5A05B	5A05B	5A05B	5A05B	5A05B	5A05B	5A05B	5A05B	5A05B	5A05B	5A05B
11820	192	PLC WRK GVT AGCY	5A05C	5A05C	5A05C	5A05C	5A05C	5A05C	5A05C	5A05C	5A05C	5A05C	5A05C	5A05C	5A05C	5A05C	5A05C
11830	192	PLC WRK MLTY SVC	5A05D	5A05D	5A05D	5A05D	5A05D	5A05D	5A05D	5A05D	5A05D	5A05D	5A05D	5A05D	5A05D	5A05D	5A05D
11840	192	PLC WRK SCH/UNIV	5A05E	5A05E	5A05E	5A05E	5A05E	5A05E	5A05E	5A05E	5A05E	5A05E	5A05E	5A05E	5A05E	5A05E	5A05E
11850	192	PLC WRK PLC DEPT	5A05F	5A05F	5A05F	5A05F	5A05F	5A05F	5A05F	5A05F	5A05F	5A05F	5A05F	5A05F	5A05F	5A05F	5A05F
11860	192	PLC WRK SOC SVCS	5A05G	5A05G	5A05G	5A05G	5A05G	5A05G	5A05G	5A05G	5A05G	5A05G	5A05G	5A05G	5A05G	5A05G	5A05G
11870	192	PLC WRK SML GRP	5A05H	5A05H	5A05H	5A05H	5A05H	5A05H	5A05H	5A05H	5A05H	5A05H	5A05H	5A05H	5A05H	5A05H	5A05H
11880	193	PLC WRK SLF EMPL	5A05I	5A05I	5A05I	5A05I	5A05I	5A05I	5A05I	5A05I	5A05I	5A05I	5A05I	5A05I	5A05I	5A05I	5A05I

C06: WORK AND LEISURE. Work ethic / success orientation

01410	47	IMP B SUCCSS WK	1A07A	1A07A	1A07A	1A07A	1A07A	1A07A	1A07A	1A07A	1A07A	1A07A	1A07A	1A07A	1A07A	1A07A	1A07A
08060	137	WRK=ONLY MK LVNG	3A05B	3A05B	3A05B	3A05B	3A05B	3A05B	3A05B	3A05B	3A05B	3A05B	3A05B	3A05B	3A05B	3A05B	3A05B
08070	137	WRK CNTRL PRT LF	3A05C	3A05C	3A05C	3A05C	3A05C	3A05C	3A05C	3A05C	3A05C	3A05C	3A05C	3A05C	3A05C	3A05C	3A05C
08080	137	OVTM 2DO BST JOB	3A05D	3A05D	3A05D	3A05D	3A05D	3A05D	3A05D	3A05D	3A05D	3A05D	3A05D	3A05D	3A05D	3A05D	3A05D
08100	138	ENUF\$,NT WNT WRK	3A06	3A06	3A06	3A06	3A06	3A06	3A06	3A06	3A06	3A06	3A06	3A06	3A06	3A06	3A06
08100	172	ENUF\$,NT WNT WRK	4A14	4A14	4A14	4A14	4A14	4A14	4A14	4A14	4A14	4A14	4A14	4A14	4A14	4A14	4A14
08100	193	ENUF\$,NT WNT WRK	5A06	5A06	5A06	5A06	5A06	5A06	5A06	5A06	5A06	5A06	5A06	5A06	5A06	5A06	5A06

C07: WORK and LEISURE. Leisure time: extent, activities

00620	26	#X/AV WK GO OUT	1C25	1C25	1C25	1C25	1C25	1C25	1C25	1C25	1C25	1C25	1C25	1C25	1C25	1C25	1C25
00620	26	#X/AV WK GO OUT	2C25	2C25	2C25	2C25	2C25	2C25	2C25	2C25	2C25	2C25	2C25	2C25	2C25	2C25	2C25
00620	26	#X/AV WK GO OUT	3C25	3C25	3C25	3C25	3C25	3C25	3C25	3C25	3C25	3C25	3C25	3C25	3C25	3C25	3C25
00620	26	#X/AV WK GO OUT	4C25	4C25	4C25	4C25	4C25	4C25	4C25	4C25	4C25	4C25	4C25	4C25	4C25	4C25	4C25
00620	26	#X/AV WK GO OUT	5C25	5C25	5C25	5C25	5C25	5C25	5C25	5C25	5C25	5C25	5C25	5C25	5C25	5C25	5C25
00620	26	#X/AV WK GO OUT														6C25	6C25
00630	26	#X DATE 3+/WK	1C26	1C26	1C26	1C26	1C26	1C26	1C26	1C26	1C26	1C26	1C26	1C26	1C26	1C26	1C26
00630	26	#X DATE 3+/WK	2C26	2C26	2C26	2C26	2C26	2C26	2C26	2C26	2C26	2C26	2C26	2C26	2C26	2C26	2C26
00630	26	#X DATE 3+/WK	3C26	3C26	3C26	3C26	3C26	3C26	3C26	3C26	3C26	3C26	3C26	3C26	3C26	3C26	3C26
00630	26	#X DATE 3+/WK	4C26	4C26	4C26	4C26	4C26	4C26	4C26	4C26	4C26	4C26	4C26	4C26	4C26	4C26	4C26
00630	26	#X DATE 3+/WK	5C26	5C26	5C26	5C26	5C26	5C26	5C26	5C26	5C26	5C26	5C26	5C26	5C26	5C26	5C26
00630	26	#X DATE 3+/WK														6C26	6C26
05820	103	DALY WATCH TV	2A02A	2A02A	2A02A	2A02A	2A02A	2A02A	2A02A	2A02A	2A02A	2A02A	2A02A	2A02A	2A02A	2A02A	2A02A
05820	220	DALY WATCH TV														6A02A	6A02A
05830	103	DALY GO TO MOVIE	2A02B	2A02B	2A02B	2A02B	2A02B	2A02B	2A02B	2A02B	2A02B	2A02B	2A02B	2A02B	2A02B	2A02B	2A02B
05830	220	DALY GO TO MOVIE														6A02B	6A02B
05840		DALY ART, MSC, PLA	2A02C	2A02C	2A02C	2A02C	2A02C	2A02C	2A02C	2A02C							
05845		DALY ROCK CONCRT									2A02C	2A02C	2A02C	2A02C	2A02C	2A02C	2A02C
05845		DALY ROCK CONCRT														6A02C	6A02C
05846	103	DALY MUSIC CNCR															
05846	220	DALY MUSIC CNCR															
05850	103	DALY RIDE FORFUN		2A02D	2A02D	2A02D	2A02D	2A02D	2A02D	2A02D	2A02D	2A02D	2A02D	2A02D	2A02D	2A02D	2A02D
05850	220	DALY RIDE FORFUN														6A02D	6A02D
05860	103	DALY CMNTY AFFRS	2A02E	2A02E	2A02E	2A02E	2A02E	2A02E	2A02E	2A02E	2A02E	2A02E	2A02E	2A02E	2A02E	2A02E	2A02E
05860	220	DALY CMNTY AFFRS														6A02E	6A02E
05870	103	DALY PLA MSC, SNG	2A02F	2A02F	2A02F	2A02F	2A02F	2A02F	2A02F	2A02F	2A02F	2A02F	2A02F	2A02F	2A02F	2A02F	2A02F
05880	104	DALY CREAT WRTNG	2A02G	2A02G	2A02G	2A02G	2A02G	2A02G	2A02G	2A02G	2A02G	2A02G	2A02G	2A02G	2A02G	2A02G	2A02G
05890	104	DALY ACTV SPORTS	2A02H	2A02H	2A02H	2A02H	2A02H	2A02H	2A02H	2A02H	2A02H	2A02H	2A02H	2A02H	2A02H	2A02H	2A02H
05890	220	DALY ACTV SPORTS														6A02F	6A02F
05900	104	DALY ART/CRAFTS	2A02I	2A02I	2A02I	2A02I	2A02I	2A02I	2A02I	2A02I	2A02I	2A02I	2A02I	2A02I	2A02I	2A02I	2A02I
05910	104	DALY WRK HSE, CAR	2A02J	2A02J	2A02J	2A02J	2A02J	2A02J	2A02J	2A02J	2A02J	2A02J	2A02J	2A02J	2A02J	2A02J	2A02J
05920	104	DALY VIST W/FRDS	2A02K	2A02K	2A02K	2A02K	2A02K	2A02K	2A02K	2A02K	2A02K	2A02K	2A02K	2A02K	2A02K	2A02K	2A02K
05920	221	DALY VIST W/FRDS														6A02G	6A02G
05930		DALY GO SHOPPING	2A02L	2A02L	2A02L	2A02L	2A02L	2A02L	2A02L	2A02L	2A02L	2A02L	2A02L	2A02L	2A02L	2A02L	2A02L
05930		DALY GO SHOPPING														6A02H	6A02H
05935	104	DALY GO TO MALL															
05935	221	DALY GO TO MALL															
05940	104	DALY ALONE LEISR	2A02M	2A02M*	2A02M	2A02M	2A02M	2A02M	2A02M	2A02M	2A02M	2A02M	2A02M	2A02M	2A02M	2A02M	2A02M
05940	221	DALY ALONE LEISR														6A02I	6A02I
05950	104	DALY READ BK, MAG	2A02N	2A02N	2A02N	2A02N	2A02N	2A02N	2A02N	2A02N	2A02N	2A02N	2A02N	2A02N	2A02N	2A02N	2A02N
05960	105	DALY GO TO BARS	2A02O	2A02O	2A02O	2A02O	2A02O	2A02O	2A02O	2A02O	2A02O	2A02O	2A02O	2A02O	2A02O	2A02O	2A02O
05960	221	DALY GO TO BARS														6A02L	6A02L
05970	105	DALY GO TO PARTY	2A02P	2A02P	2A02P	2A02P	2A02P	2A02P	2A02P	2A02P	2A02P	2A02P	2A02P	2A02P	2A02P	2A02P	2A02P
05970	221	DALY GO TO PARTY														6A02M	6A02M
05980		DALY GO CHURCH	2A02D														
10550	173	#HRS TV/DAY/5+	4A16	4A16	4A16	4A16	4A16	4A16	4A16	4A16	4A16	4A16	4A16	4A16	4A16	4A16	4A16
10560	174	#BKS LAST YR/10+	4A17	4A17	4A17	4A17	4A17	4A17	4A17	4A17	4A17	4A17	4A17	4A17	4A17	4A17	4A17
21900	216	#X/LAST12M PARTY										5E07	5E07	5E07	5E07	5E07	5E07
21910	216	PARTY-PPL OVR 30										5E08A	5E08A	5E08A	5E08A	5E08A	5E08A
21920	217	PARTY-ONE HI ALC										5E08B	5E08B	5E08B	5E08B	5E08B	5E08B
21930	217	PARTY-OTH HI ALC										5E08C	5E08C	5E08C	5E08C	5E08C	5E08C
21940	217	PARTY-YOU HI ALC										5E08D	5E08D	5E08D	5E08D	5E08D	5E08D
21950	217	PARTY-PRESS ALCL										5E08E	5E08E	5E08E	5E08E	5E08E	5E08E
21960	217	PARTY-PRS HI ALC										5E08F	5E08F	5E08F	5E08F	5E08F	5E08F
21970	217	PARTY-ONE HI MJ										5E08G	5E08G	5E08G	5E08G	5E08G	5E08G
21980	217	PARTY-OTH HI MJ										5E08H	5E08H	5E08H	5E08H	5E08H	5E08H
21990	218	PARTY-YOU HI MJ										5E08I	5E08I	5E08I	5E08I	5E08I	5E08I
22000	218	PARTY-PRESS MJ										5E08J	5E08J	5E08J	5E08J	5E08J	5E08J
22010	218	PARTY-ONE HI OTD										5E08K	5E08K	5E08K	5E08K	5E08K	5E08K
22020	218	PARTY-OTH HI OTD										5E08L	5E08L	5E08L	5E08L	5E08L	5E08L

[illegible]

C05: WORK and LEISURE. Desirability of different working arrangements and settings (continued)

[illegible]

C06: WORK AND LEISURE. Work ethic / success orientation

[illegible]

C07: WORK and LEISURE. Leisure time: extent, activities

[illegible]

*=item text changed from previous year

[illegible]

C07: WORK and LEISURE. Leisure time: extent, activities (continued)

C08: WORK and LEISURE. Attitudes toward leisure time

C09: WORK and LEISURE, Computer useC10: WORK and LEISURE. Cell phone use

D01: SEX ROLES and FAMILY. Dating and marriage: status, attitudes, expectations

D02: SEX ROLES and FAMILY. Parenthood: status, attitudes, expectations

D03: SEX ROLES and FAMILY. Values surrounding marriage and family

*=item text changed from previous year

[illegible]

07930	3A03A	3A03A	3A03A	3A03A	3A03A	3A03A	3A03A	3A03A	3A03A	3A03A	3A03A	3A03A	3A03A	3A03A	3A03A	3A03A	3A03A	3A03A	3A03A	3A03A
07940	3A03B	3A03B	3A03B	3A03B	3A03B	3A03B	3A03B	3A03B	3A03B	3A03B	3A03B	3A03B	3A03B	3A03B	3A03B	3A03B	3A03B	3A03B	3A03B	3A03B
07950	3A03C	3A03C	3A03C	3A03C	3A03C	3A03C	3A03C	3A03C	3A03C	3A03C	3A03C	3A03C	3A03C	3A03C	3A03C	3A03C	3A03C	3A03C	3A03C	3A03C
07960	3A03D	3A03D	3A03D	3A03D	3A03D	3A03D	3A03D	3A03D	3A03D	3A03D	3A03D	3A03D	3A03D	3A03D	3A03D	3A03D	3A03D	3A03D	3A03D	3A03D
10370	4A13B	4A13B	4A13B	4A13B	4A13B	4A13B	4A13B	4A13B	4A13B	4A13B	4A13B	4A13B	4A13B	4A13B	4A13B	4A13B	4A13B	4A13B	4A13B	4A13B
11180	4E03	4E03	4E03	4E03	4E03	4E03	4E03	4E03	4E03	4E03	4E03	4E03	4E03	4E03	4E03	4E03	4E03	4E03	4E03	4E03
12290	5A22A	5A22A	5A22A	5A22A	5A22A	5A22A	5A22A	5A22A	5A22A	5A22A	5A22A	5A22A	5A22A	5A22A	5A24A	5A24A	5A24A	5A24A	5A24A	5A24A
12300	5A22B	5A22B	5A22B	5A22B	5A22B	5A22B	5A22B	5A22B	5A22B	5A22B	5A22B	5A22B	5A22B	5A22B	5A24B	5A24B	5A24B	5A24B	5A24B	5A24B
12310	5A22C	5A22C	5A22C	5A22C	5A22C	5A22C	5A22C	5A22C	5A22C	5A22C	5A22C	5A22C	5A22C	5A22C	5A24C	5A24C	5A24C	5A24C	5A24C	5A24C
12320	5A22D	5A22D	5A22D	5A22D	5A22D	5A22D	5A22D	5A22D	5A22D	5A22D	5A22D	5A22D	5A22D	5A22D	5A24D	5A24D	5A24D	5A24D	5A24D	5A24D
12330	5A22E	5A22E	5A22E	5A22E	5A22E	5A22E	5A22E	5A22E	5A22E	5A22E	5A22E	5A22E	5A22E	5A22E	5A24E	5A24E	5A24E	5A24E	5A24E	5A24E
12340	5A22F	5A22F	5A22F	5A22F	5A22F	5A22F	5A22F	5A22F	5A22F	5A22F	5A22F	5A22F	5A22F	5A22F	5A24F	5A24F	5A24F	5A24F	5A24F	5A24F
12350	5A22G	5A22G	5A22G	5A22G	5A22G	5A22G	5A22G	5A22G	5A22G	5A22G	5A22G	5A22G	5A22G	5A22G	5A24G	5A24G	5A24G	5A24G	5A24G	5A24G

[illegible]

327


E01: POPULATION CONCERNS. Overpopulation

E02: POPULATION CONCERNS. Birth control

F01: CONSERVATION, MATERIALISM, EQUITY, ETC. Personal materialism

F02: CONSERVATION, MATERIALISM, EQUITY, ETC. Societal materialism and advertising

*=item text changed from previous year



Item Ref. No.	Page Loc. in Vol.	ITEM DESCRIPTION (ABBREVIATED)	QUESTIONNAIRE LOCATION BY YEAR (FORM, SECTION, AND QUESTION NUMBER)															
			1976	1977	1978	1979	1980	1981	1982	1983	1984	1985	1986	1987	1988	1989	1990	

F03: CONSERVATION, MATERIALISM, EQUITY, ETC. Concern with world hunger and poverty

05990	105	US 2 MUCH PROFIT	2A03A	2A03A	2A03A	2A03A	2A03A	2A03A	2A03A	2A03A	2A03A	2A03A	2A03A	2A03A	2A03A	2A03A	2A03A
08040	137	EAT DIF->FD STRV	3A04E	3A04E	3A04E	3A04E	3A04E	3A04E	3A04E	3A04E	3A04E	3A04E	3A04E	3A04E	3A04E	3A04E	3A04E
11720	191	WR/NT HNCR&PVRTY	5A03G	5A03G	5A03G	5A03G	5A03G	5A03G	5A03G	5A03G	5A03G	5A03G	5A03G	5A03G	5A03G	5A03G	5A03G
12090	196	-SYMP TWD STARVG	5A18C	5A18C	5A18C	5A18C	5A18C	5A18C	5A18C	5A18C	5A18C	5A18C	5A18C	5A18C	5A18C	5A18C	5A18C
12140	197	RB CHNG ETG HBT	5A18H	5A18H	5A18H	5A18H	5A18H	5A18H	5A18H	5A18H	5A18H	5A18H	5A18H	5A18H	5A18H	5A18H	5A18H
16440		SAT EAT<BEEF>GRN			2E05B												
19470		EAT<FD,>OWN CITY				5E08A											
19480		EAT<FD,>NRBY STT				5E08B											
19490		EAT<FD,>DIF REGN				5E08C											
19500		EAT<FD,>ASIAN CN				5E08D											

F04: CONSERVATION, MATERIALISM, EQUITY, ETC. Ecological concerns

01640	51	US NEEDS GROWTH	1A11G	1A11G	1A11G	1A11G	1A11G	1A11G	1A11G	1A11G	1A11G	1A11G	1A11G	1A11G	1A11G	1A11G	1A11G
08000	136	POLLUT INCREASED	3A04A	3A04A	3A04A	3A04A	3A04A	3A04A	3A04A	3A04A	3A04A	3A04A	3A04A	3A04A	3A04A	3A04A	3A04A
08010	136	GOVT DEAL ENV PR	3A04B	3A04B	3A04B	3A04B	3A04B	3A04B	3A04B	3A04B	3A04B	3A04B	3A04B	3A04B	3A04B	3A04B	3A04B
09700		PRVNT POL TOO >S	3E02A	3E02A	3E02A	3E02A	3E02A	3E02A	3E02A	3E01A	3E01A	3E01A	3E01A	3E01A	3E01A	3E01A	3E01A
09710		PRVNT POL CST JB	3E02B	3E02B	3E02B	3E02B	3E02B	3E02B	3E02B	3E01B	3E01B	3E01B	3E01B	3E01B	3E01B	3E01B	3E01B
09720		PRVNT POL PPL DK	3E02C	3E02C	3E02C	3E02C	3E02C	3E02C	3E02C	3E01C	3E01C	3E01C	3E01C	3E01C	3E01C	3E01C	3E01C
09730		PRVNT POL -ENUF	3E02D	3E02D	3E02D	3E02D	3E02D	3E02D	3E02D	3E01D	3E01D	3E01D	3E01D	3E01D	3E01D	3E01D	3E01D
09740		PRVNT POL USELESS	3E02E	3E02E	3E02E	3E02E	3E02E	3E02E	3E02E	3E01E	3E01E	3E01E	3E01E	3E01E	3E01E	3E01E	3E01E
09970	164	PLLTN INCR IN US	4A06A	4A06A	4A06A	4A06A	4A06A	4A06A	4A06A	4A06A	4A06A	4A06A	4A06A	4A06A	4A06A	4A06A	4A06A
09980	165	PLLTN NT SO DANG	4A06B	4A06B	4A06B	4A06B	4A06B	4A06B	4A06B	4A06B	4A06B	4A06B	4A06B	4A06B	4A06B	4A06B	4A06B
09990	165	PLLTN NEC 4 GRTH	4A06C	4A06C	4A06C	4A06C	4A06C	4A06C	4A06C	4A06C	4A06C	4A06C	4A06C	4A06C	4A06C	4A06C	4A06C
10000	165	INDVL RESP 4 ENV	4A06D	4A06D	4A06D	4A06D	4A06D	4A06D	4A06D	4A06D	4A06D	4A06D	4A06D	4A06D	4A06D	4A06D	4A06D
10010	165	GOVT RESP 4 ENV	4A06E	4A06E	4A06E	4A06E	4A06E	4A06E	4A06E	4A06E	4A06E	4A06E	4A06E	4A06E	4A06E	4A06E	4A06E
10020	165	GOVT TAX PLLTRS	4A06F	4A06F	4A06F	4A06F	4A06F	4A06F	4A06F	4A06F	4A06F	4A06F	4A06F	4A06F	4A06F	4A06F	4A06F
10030	165	GOVT BAN DSPBLE	4A06G	4A06G	4A06G	4A06G	4A06G	4A06G	4A06G	4A06G	4A06G	4A06G	4A06G	4A06G	4A06G	4A06G	4A06G
10070	166	POL SLVD BY 2000	4A06K	4A06K	4A06K	4A06K	4A06K	4A06K	4A06K	4A06K	4A06K	4A06K	4A06K	4A06K	4A06K	4A06K	4A06K
10080	166	R EFRT 2 HLP ENV	4A07	4A07	4A07	4A07	4A07	4A07	4A07	4A07	4A07	4A07	4A07	4A07	4A07	4A07	4A07
11340		P'IDEA OF ECOLOGY	4E08L	4E08L	4E07L	4E07L	4E07L	4E07L	4E07L	4E07L	4E07L	4E07L	4E07L	4E07L	4E06L	4E06L	4E06L
11690	190	WR/NT POLLUTION	5A03D	5A03D	5A03D	5A03D	5A03D	5A03D	5A03D	5A03D	5A03D	5A03D	5A03D	5A03D	5A03D	5A03D	5A03D
12280	199	CTB TO ENVIR PBM	5A20I	5A20I	5A20I	5A20I	5A20I	5A20I	5A20I	5A20I	5A20I	5A20I	5A20I	5A20I	5A20I	5A20I	5A20I
16450		SAT TAX FR ECLGY			2E05C												

F05: CONSERVATION, MATERIALISM, EQUITY, ETC. Concern with conservation of resources

09750	155	FUTR.HAV2 CNSUM<	3E03	3E03	3E03	3E03	3E03	3E03	3E02	3E02	3E02	3E02	3E02	3E02	3E02	3E02	3E02
10930	180	SOCTY WONT LAST	4D03B	4D03B	4D03B	4D03B	4D03B	4D03B	4D10B	4D10B	4D10B	4D10B	4D10B	4D10B	4D10B	4D10B	4D10B
11700	190	WR/NT ENRGY SHRT	5A03E	5A03E	5A03E	5A03E	5A03E	5A03E	5A03E	5A03E	5A03E	5A03E	5A03E	5A03E	5A03E	5A03E	5A03E
11730	191	WR/NT USE OPN LD	5A03H	5A03H	5A03H	5A03H	5A03H	5A03H	5A03H	5A03H	5A03H	5A03H	5A03H	5A03H	5A03H	5A03H	5A03H
12000	194	R CUT ELECTRICITY	5A13	5A13	5A13	5A13	5A13	5A13	5A13	5A13	5A13	5A13	5A13	5A13	5A13	5A13	5A13
12010	194	RDCE HEAT R'S HM	5A14	5A14	5A14	5A14	5A14	5A14	5A14	5A14	5A14	5A14	5A14	5A14	5A14	5A14	5A14

F06: CONSERVATION, MATERIALISM, EQUITY, ETC. Preferences regarding dwelling type and urbanicity

17860		DESRD LVG RURAL			4E09A		4E09A	4E09A	4E09A								
17870		DESRD LVG SM TWN			4E09B		4E09B	4E09B	4E09B								
17880		DESRD LVG SM CTY			4E09C		4E09C	4E09C	4E09C								
17890		DESRD LVG SUBURB			4E09D		4E09D	4E09D	4E09D								
17900		DESRD LVG LG CTY			4E09E		4E09E	4E09E	4E09E								
17910		DSRD HSG 1 FAMLY			4E09F		4E09F	4E09F	4E09F								
17920		DSRD HSG 2 FAMLY			4E09G		4E09G	4E09G	4E09G								
17930		DSRD HSG CNDMINM			4E09H		4E09H	4E09H	4E09H								
17940		DSRD HSG APT BLD			4E09I		4E09I	4E09I	4E09I								
17950		DSRD HSG HI RISE			4E09J		4E09J	4E09J	4E09J								

F07: CONSERVATION, MATERIALISM, EQUITY, ETC. Driving and use of mass transit

00640	26	DRIVE>200 MI/WK	1C27	1C27	1C27	1C27	1C27	1C27	1C27	1C27	1C27	1C27	1C27	1C27	1C27	1C27	1C27
00640	26	DRIVE>200 MI/WK	2C27	2C27	2C27	2C27	2C27	2C27	2C27	2C27	2C27	2C27	2C27	2C27	2C27	2C27	2C27
00640	26	DRIVE>200 MI/WK	3C27	3C27	3C27	3C27	3C27	3C27	3C27	3C27	3C27	3C27	3C27	3C27	3C27	3C27	3C27
00640	26	DRIVE>200 MI/WK	4C27	4C27	4C27	4C27	4C27	4C27	4C27	4C27	4C27	4C27	4C27	4C27	4C27	4C27	4C27
00640	26	DRIVE>200 MI/WK	5C27	5C27	5C27	5C27	5C27	5C27	5C27	5C27	5C27	5C27	5C27	5C27	5C27	5C27	5C27
00640	26	DRIVE>200 MI/WK														6C27	6C27
00650	26	#X/12MO R TCKTD	1C28	1C28	1C28	1C28	1C28	1C28	1C28	1C28	1C28	1C28	1C28	1C28	1C28	1C28	1C28
00650	26	#X/12MO R TCKTD	2C28	2C28	2C28	2C28	2C28	2C28	2C28	2C28	2C28	2C28	2C28	2C28	2C28	2C28	2C28
00650	26	#X/12MO R TCKTD	3C28	3C28	3C28	3C28	3C28	3C28	3C28	3C28	3C28	3C28	3C28	3C28	3C28	3C28	3C28
00650	26	#X/12MO R TCKTD	4C28	4C28	4C28	4C28	4C28	4C28	4C28	4C28	4C28	4C28	4C28	4C28	4C28	4C28	4C28
00650	26	#X/12MO R TCKTD	5C28	5C28	5C28	5C28	5C28	5C28	5C28	5C28	5C28	5C28	5C28	5C28	5C28	5C28	5C28
00650	26	#X/12MO R TCKTD														6C28	6C28
00690	27	#ACCIDNTS/12 MO	1C30	1C30	1C30	1C30	1C30	1C30	1C30	1C30	1C30	1C30	1C30	1C30	1C30	1C30	1C30
00690	27	#ACCIDNTS/12 MO	2C30	2C30	2C30	2C30	2C30	2C30	2C30	2C30	2C30	2C30	2C30	2C30	2C30	2C30	2C30
00690	27	#ACCIDNTS/12 MO	3C30	3C30	3C30	3C30	3C30	3C30	3C30	3C30	3C30	3C30	3C30	3C30	3C30	3C30	3C30
00690	27	#ACCIDNTS/12 MO	4C30	4C30	4C30	4C30	4C30	4C30	4C30	4C30	4C30	4C30	4C30	4C30	4C30	4C30	4C30
00690	27	#ACCIDNTS/12 MO	5C30	5C30	5C30	5C30	5C30	5C30	5C30	5C30	5C30	5C30	5C30	5C30	5C30	5C30	5C30
00690	27	#ACCIDNTS/12 MO														6C30	6C30
08030	137	USE BYC/MAS TRAN	3A04D	3A04D	3A04D	3A04D	3A04D	3A04D	3A04D	3A04D	3A04D	3A04D	3A04D	3A04D	3A04D	3A04D	3A04D
11960	194	DNT HV DRVR LCNS	5A09	5A09	5A09	5A09	5A09	5A09	5A09	5A09	5A09	5A09	5A09	5A09	5A09	5A09	5A09
11970	194	DONT OWN CAR	5A10	5A10	5A10	5A10	5A10	5A10	5A10	5A10	5A10	5A10	5A10	5A10	5A10	5A10	5A10
11980	194	NEVR USE OTHS CR	5A11	5A11	5A11	5A11	5A11	5A11	5A11	5A11	5A11	5A11	5A11	5A11	5A11	5A11	5A11
11990	194	R CUT DRIVING	5A12	5A12	5A12	5A12	5A12	5A12	5A12	5A12	5A12	5A12	5A12	5A12	5A12	5A12	5A12
16430		SAT EVB CAR POOL			2E05A												
22210		USE SEATBELT-DRVR												2E22	2E23	2E23	2E23

F03: CONSERVATION, MATERIALISM, EQUITY, ETC. Concern with world hunger and poverty

F04: CONSERVATION, MATERIALISM, EQUITY, ETC. Ecological concerns

F05: CONSERVATION, MATERIALISM, EQUITY, ETC. Concern with conservation of resources

F06: CONSERVATION, MATERIALISM, EQUITY, ETC. Preferences regarding dwelling type and urbanicity

F07: CONSERVATION, MATERIALISM, EQUITY, ETC. Driving and use of mass transit

*=item text changed from previous year

*=item text changed from previous year

F07: CONSERVATION, MATERIALISM, EQUITY, ETC. Driving and use of mass transit (continued)

G: RELIGION. Religious preferences, activities, views

H01: POLITICS. Political interest and preferences

H02: POLITICS. Attitudes toward governmental policies and practices

H03: POLITICS. Views about the role of citizens in government (See also I02)

*=item text changed from previous year

[illegible]

H04: POLITICS. Confidence in government


H05: POLITICS. Voting, political activism

I01: SOCIAL CHANGE. Expectations concerning societal change

I02: SOCIAL CHANGE. Attitudes regarding activism

I03: SOCIAL CHANGE. Reactions to personal and social change

[illegible]



Item Ref. No.	Page Loc. in Vol.	ITEM DESCRIPTION (ABBREVIATED)	QUESTIONNAIRE LOCATION BY YEAR (FORM, SECTION, AND QUESTION NUMBER)															
			1976	1977	1978	1979	1980	1981	1982	1983	1984	1985	1986	1987	1988	1989	1990	

J: SOCIAL PROBLEMS. Interest and concerns

01230	44	X AHEAD TOUGHER	1A02D	1A02D	1A02D	1A02D	1A02D	1A02D	1A02D	1A02D	1A02D	1A02D	1A02D	1A02D	1A02D	1A02D	1A02D
06880		THK ABT SOC ISSU	2D03	2D03	2D03	2D03	2D03	2D03	2D03	2D03	2D03	2D03	2D03	2D03	2D03	2D03	2D03
06880	135	THK ABT SOC ISSU	3A02	3A02	3A02	3A02	3A02	3A02	3A02	3A02	3A02	3A02	3A02	3A02	3A02	3A02	3A02
06880	164	THK ABT SOC ISSU	4A05	4A05	4A05	4A05	4A05	4A05	4A05	4A05	4A05	4A05	4A05	4A05	4A05	4A05	4A05
06880	190	THK ABT SOC ISSU	5A02	5A02	5A02	5A02	5A02	5A02	5A02	5A02	5A02	5A02	5A02	5A02	5A02	5A02	5A02
10920	180	I CNT CHNG WORLD	4D03A	4D03A	4D03A	4D03A	4D03A	4D03A	4D03A	4D10A	4D10A	4D10A	4D10A	4D10A	4D10A	4D10A	4D10A
10930	180	SOCY WONT LAST	4D03B	4D03B	4D03B	4D03B	4D03B	4D03B	4D03B	4D10B	4D10B	4D10B	4D10B	4D10B	4D10B	4D10B	4D10B
10940	180	THG TUF, TCHN SLV	4D03C	4D03C	4D03C	4D03C	4D03C	4D03C	4D03C	4D10C	4D10C	4D10C	4D10C	4D10C	4D10C	4D10C	4D10C
10950	181	NO HOPE 4 WORLD	4D03D	4D03D	4D03D	4D03D	4D03D	4D03D	4D03D	4D10D	4D10D	4D10D	4D10D	4D10D	4D10D	4D10D	4D10D
10960	181	WNRD PURPS 2 LIF	4D03E	4D03E	4D03E	4D03E	4D03E	4D03E	4D03E	4D10E	4D10E	4D10E	4D10E	4D10E	4D10E	4D10E	4D10E
10970	181	WRLD UPHVL 10 YR	4D03F	4D03F	4D03F	4D03F	4D03F	4D03F	4D03F	4D10F	4D10F	4D10F	4D10F	4D10F	4D10F	4D10F	4D10F
10980	181	ANNHLTN IN LFTM	4D03G	4D03G	4D03G	4D03G	4D03G	4D03G	4D03G	4D10G	4D10G	4D10G	4D10G	4D10G	4D10G	4D10G	4D10G
10990	181	HMN RCE RSILIENT	4D03H	4D03H	4D03H	4D03H	4D03H	4D03H	4D03H	4D10H	4D10H	4D10H	4D10H	4D10H	4D10H	4D10H	4D10H
11660	190	WR/NT NUCLEAR WAR	5A03A	5A03A	5A03A	5A03A	5A03A	5A03A	5A03A	5A03A	5A03A	5A03A	5A03A	5A03A	5A03A	5A03A	5A03A
11670	190	WR/NT POP GROWTH	5A03B	5A03B	5A03B	5A03B	5A03B	5A03B	5A03B	5A03B	5A03B	5A03B	5A03B	5A03B	5A03B	5A03B	5A03B
11680	190	WR/NT CRIME&VLNC	5A03C	5A03C	5A03C	5A03C	5A03C	5A03C	5A03C	5A03C	5A03C	5A03C	5A03C	5A03C	5A03C	5A03C	5A03C
11690	190	WR/NT POLLUTION	5A03D	5A03D	5A03D	5A03D	5A03D	5A03D	5A03D	5A03D	5A03D	5A03D	5A03D	5A03D	5A03D	5A03D	5A03D
11700	190	WR/NT ENRGY SHRT	5A03E	5A03E	5A03E	5A03E	5A03E	5A03E	5A03E	5A03E	5A03E	5A03E	5A03E	5A03E	5A03E	5A03E	5A03E
11710	190	WR/NT RACE RELTN	5A03F	5A03F	5A03F	5A03F	5A03F	5A03F	5A03F	5A03F	5A03F	5A03F	5A03F	5A03F	5A03F	5A03F	5A03F
11720	191	WR/NT HNGR&PVRTY	5A03G	5A03G	5A03G	5A03G	5A03G	5A03G	5A03G	5A03G	5A03G	5A03G	5A03G	5A03G	5A03G	5A03G	5A03G
11730	191	WR/NT USE OPN LD	5A03H	5A03H	5A03H	5A03H	5A03H	5A03H	5A03H	5A03H	5A03H	5A03H	5A03H	5A03H	5A03H	5A03H	5A03H
11740	191	WR/NT URBN DECAV	5A03I	5A03I	5A03I	5A03I	5A03I	5A03I	5A03I	5A03I	5A03I	5A03I	5A03I	5A03I	5A03I	5A03I	5A03I
11750	191	WR/NT ECON PRBLM	5A03J	5A03J	5A03J	5A03J	5A03J	5A03J	5A03J	5A03J	5A03J	5A03J	5A03J	5A03J	5A03J	5A03J	5A03J
11760	191	WR/NT DRUG ABUSE	5A03K	5A03K	5A03K	5A03K	5A03K	5A03K	5A03K	5A03K	5A03K	5A03K	5A03K	5A03K	5A03K	5A03K	5A03K

K01: MAJOR SOCIAL INSTITUTIONS. Trust (See also C05)

06340	110	GOVT PPL -DSHNST	2A12	2A12	2A12	2A12	2A12	2A12	2A12	2A12	2A12	2A12	2A12	2A12	2A12	2A12	2A12
06350	110	GOVT DSNT WASTE\$	2A13	2A13	2A13	2A13	2A13	2A13	2A13	2A13	2A13	2A13	2A13	2A13	2A13	2A13	2A13
06360	110	NEVER TRUST GOVT	2A14	2A14	2A14	2A14	2A14	2A14	2A14	2A14	2A14	2A14	2A14	2A14	2A14	2A14	2A14
06370	111	GVT PPL DK DOING	2A15	2A15	2A15	2A15	2A15	2A15	2A15	2A15	2A15	2A15	2A15	2A15	2A15	2A15	2A15
06380	111	GOVT RUN FOR PPL	2A16	2A16	2A16	2A16	2A16	2A16	2A16	2A16	2A16	2A16	2A16	2A16	2A16	2A16	2A16
06890		DHNSTY LARG CORP	2D04A	2D04A	2D04A	2D04A	2D04A	2D04A	2D04A	2D04A	2D04A	2D04A	2D04A	2D04A	2D04A	2D04A	2D04A
06900		DHNSTY LBR UNION	2D04B	2D04B	2D04B	2D04B	2D04B	2D04B	2D04B	2D04B	2D04B	2D04B	2D04B	2D04B	2D04B	2D04B	2D04B
06910		DHNSTY COLL&UNIV	2D04C	2D04C	2D04C	2D04C	2D04C	2D04C	2D04C	2D04C	2D04C	2D04C	2D04C	2D04C	2D04C	2D04C	2D04C
06920		DHNSTY PBLC SCHL	2D04D	2D04D	2D04D	2D04D	2D04D	2D04D	2D04D	2D04D	2D04D	2D04D	2D04D	2D04D	2D04D	2D04D	2D04D
06930		DHNSTY CHURCHES	2D04E	2D04E	2D04E	2D04E	2D04E	2D04E	2D04E	2D04E	2D04E	2D04E	2D04E	2D04E	2D04E	2D04E	2D04E
06940		DHNSTY NEWS MDIA	2D04F	2D04F	2D04F	2D04F	2D04F	2D04F	2D04F	2D04F	2D04F	2D04F	2D04F	2D04F	2D04F	2D04F	2D04F
06950		DHNSTY PRES&ADMN	2D04G	2D04G	2D04G	2D04G	2D04G	2D04G	2D04G	2D04G	2D04G	2D04G	2D04G	2D04G	2D04G	2D04G	2D04G
06960		DHNSTY CONGRESS	2D04H	2D04H	2D04H	2D04H	2D04H	2D04H	2D04H	2D04H	2D04H	2D04H	2D04H	2D04H	2D04H	2D04H	2D04H
06970		DHNSTY SUPRM CRT	2D04I	2D04I	2D04I	2D04I	2D04I	2D04I	2D04I	2D04I	2D04I	2D04I	2D04I	2D04I	2D04I	2D04I	2D04I
06980		DHNSTY JUSTC SYS	2D04J	2D04J	2D04J	2D04J	2D04J	2D04J	2D04J	2D04J	2D04J	2D04J	2D04J	2D04J	2D04J	2D04J	2D04J
06990		DHNSTY POLICE	2D04K	2D04K	2D04K	2D04K	2D04K	2D04K	2D04K	2D04K	2D04K	2D04K	2D04K	2D04K	2D04K	2D04K	2D04K
07000		DHNSTY MILITARY	2D04L	2D04L	2D04L	2D04L	2D04L	2D04L	2D04L	2D04L	2D04L	2D04L	2D04L	2D04L	2D04L	2D04L	2D04L

K02: MAJOR SOCIAL INSTITUTIONS. Satisfaction with performance

01390	47	SAT GOVT OPRTNG	1A06M	1A06M	1A06M	1A06M	1A06M	1A06M	1A06M	1A06M	1A06M	1A06M	1A06M	1A06M	1A06M	1A06M	1A06M
08380	142	GD JB LARG CORPS	3A24A	3A24A	3A24A	3A24A	3A24A	3A24A	3A24A	3A24A	3A24A	3A24A	3A24A	3A24A	3A24A	3A24A	3A24A
08390	142	GD JB LBR UNIONS	3A24B	3A24B	3A24B	3A24B	3A24B	3A24B	3A24B	3A24B	3A24B	3A24B	3A24B	3A24B	3A24B	3A24B	3A24B
08400	142	GD JB COLLG&UNIV	3A24C	3A24C	3A24C	3A24C	3A24C	3A24C	3A24C	3A24C	3A24C	3A24C	3A24C	3A24C	3A24C	3A24C	3A24C
08410	142	GD JB PBLC SCHOL	3A24D	3A24D	3A24D	3A24D	3A24D	3A24D	3A24D	3A24D	3A24D	3A24D	3A24D	3A24D	3A24D	3A24D	3A24D
08420	143	GD JB CHURCHES	3A24E	3A24E	3A24E	3A24E	3A24E	3A24E	3A24E	3A24E	3A24E	3A24E	3A24E	3A24E	3A24E	3A24E	3A24E
08430	143	GD JB NEWS MEDIA	3A24F	3A24F	3A24F	3A24F	3A24F	3A24F	3A24F	3A24F	3A24F	3A24F	3A24F	3A24F	3A24F	3A24F	3A24F
08440	143	GD JB PRES&ADMIN	3A24G	3A24G	3A24G	3A24G	3A24G	3A24G	3A24G	3A24G	3A24G	3A24G	3A24G	3A24G	3A24G	3A24G	3A24G
08450	143	GD JB CONGRESS	3A24H	3A24H	3A24H	3A24H	3A24H	3A24H	3A24H	3A24H	3A24H	3A24H	3A24H	3A24H	3A24H	3A24H	3A24H
08460	143	GD JB SUPRM CRT	3A24I	3A24I	3A24I	3A24I	3A24I	3A24I	3A24I	3A24I	3A24I	3A24I	3A24I	3A24I	3A24I	3A24I	3A24I
08470	143	GD JB JUSTC SYST	3A24J	3A24J	3A24J	3A24J	3A24J	3A24J	3A24J	3A24J	3A24J	3A24J	3A24J	3A24J	3A24J	3A24J	3A24J
08480	143	GD JB POLICE	3A24K	3A24K	3A24K	3A24K	3A24K	3A24K	3A24K	3A24K	3A24K	3A24K	3A24K	3A24K	3A24K	3A24K	3A24K
08490	144	GD JB MILITARY	3A24L	3A24L	3A24L	3A24L	3A24L	3A24L	3A24L	3A24L	3A24L	3A24L	3A24L	3A24L	3A24L	3A24L	3A24L

K03: MAJOR SOCIAL INSTITUTIONS. Preferred influence

08500	144	MIL TOO MCH INFL	3A25	3A25	3A25	3A25	3A25	3A25	3A25	3A25	3A25	3A25	3A25	3A25	3A25	3A25	3A25
08510	144	US TOO MCHS MILT	3A26	3A26	3A26	3A26	3A26	3A26	3A26	3A26	3A26	3A26	3A26	3A26	3A26	3A26	3A26
10570	174	>INFLC LARG CORP	4A19A	4A19A	4A19A	4A19A	4A19A	4A19A	4A19A	4A19A	4A19A	4A19A	4A19A	4A19A	4A19A	4A19A	4A19A
10580	174	>INFLC LBR UNION	4A19B	4A19B	4A19B	4A19B	4A19B	4A19B	4A19B	4A19B	4A19B	4A19B	4A19B	4A19B	4A19B	4A19B	4A19B
10590	174	>INFLC CHURCHES	4A19C	4A19C	4A19C	4A19C	4A19C	4A19C	4A19C	4A19C	4A19C	4A19C	4A19C	4A19C	4A19C	4A19C	4A19C
10600	174	>INFLC NEWS MDIA	4A19D	4A19D	4A19D	4A19D	4A19D	4A19D	4A19D	4A19D	4A19D	4A19D	4A19D	4A19D	4A19D	4A19D	4A19D
10610	175	>INFLC PRES&ADMN	4A19E	4A19E	4A19E	4A19E	4A19E	4A19E	4A19E	4A19E	4A19E	4A19E	4A19E	4A19E	4A19E	4A19E	4A19E
10620	175	>INFLC CONGRESS	4A19F	4A19F	4A19F	4A19F	4A19F	4A19F	4A19F	4A19F	4A19F	4A19F	4A19F	4A19F	4A19F	4A19F	4A19F
10630	175	>INFLC SUPRM CRT	4A19G	4A19G	4A19G	4A19G	4A19G	4A19G	4A19G	4A19G	4A19G	4A19G	4A19G	4A19G	4A19G	4A19G	4A19G
10640	175	>INFLC JUSTC SYS	4A19H	4A19H	4A19H	4A19H	4A19H	4A19H	4A19H	4A19H	4A19H	4A19H	4A19H	4A19H	4A19H	4A19H	4A19H
10650	175	>INFLC POLICE	4A19I	4A19I	4A19I	4A19I	4A19I	4A19I	4A19I	4A19I	4A19I	4A19I	4A19I	4A19I	4A19I	4A19I	4A19I
10660	175	>INFLC MILITARY	4A19J	4A19J	4A19J	4A19J	4A19J	4A19J	4A19J	4A19J	4A19J	4A19J	4A19J	4A19J	4A19J	4A19J	4A19J

J: SOCIAL PROBLEMS. Interest and concerns


K01: MAJOR SOCIAL INSTITUTIONS. Trust (See also C05)

K02: MAJOR SOCIAL INSTITUTIONS. Satisfaction with performance

K03: MAJOR SOCIAL INSTITUTIONS. Preferred influence

L01: MILITARY. Plans for military service

[illegible]



Item Ref. No.	Page Loc. in Vol.	ITEM DESCRIPTION (ABBREVIATED)	QUESTIONNAIRE LOCATION BY YEAR (FORM, SECTION, AND QUESTION NUMBER)															
			1976	1977	1978	1979	1980	1981	1982	1983	1984	1985	1986	1987	1988	1989	1990	

L01: MILITARY. Plans for military service (continued)

00540	25	R WNTDO ARMD FC	1C22B	1C22B	1C22B	1C22B	1C22B	1C22B	1C22B	1C22B	1C22B	1C22B	1C22B	1C22B	1C22B	1C22B	1C22B
00540	25	R WNTDO ARMD FC	2C22B	2C22B	2C22B	2C22B	2C22B	2C22B	2C22B	2C22B	2C22B	2C22B	2C22B	2C22B	2C22B	2C22B	2C22B
00540	25	R WNTDO ARMD FC	3C22B	3C22B	3C22B	3C22B	3C22B	3C22B	3C22B	3C22B	3C22B	3C22B	3C22B	3C22B	3C22B	3C22B	3C22B
00540	25	R WNTDO ARMD FC	4C22B	4C22B	4C22B	4C22B	4C22B	4C22B	4C22B	4C22B	4C22B	4C22B	4C22B	4C22B	4C22B	4C22B	4C22B
00540	25	R WNTDO ARMD FC	5C22B	5C22B	5C22B	5C22B	5C22B	5C22B	5C22B	5C22B	5C22B	5C22B	5C22B	5C22B	5C22B	5C22B	5C22B
00540	25	R WNTDO ARMD FC	6C22B	6C22B	6C22B	6C22B	6C22B	6C22B	6C22B	6C22B	6C22B	6C22B	6C22B	6C22B	6C22B	6C22B	6C22B
00730	28	R'S BRANCH SERV	1C32	1C32	1C32	1C32	1C32	1C32	1C32	1C32	1C32	1C32	1C32	1C32	1C32	1C32	1C32
00730		R'S BRANCH SERV	2C32	2C32	2C32	2C32	2C32	2C32	2C32	2C32	2C32	2C32	2C32	2C32	2C32	2C32	2C32
00730		R'S BRANCH SERV	3C32	3C32	3C32	3C32	3C32	3C32	3C32	3C32	3C32	3C32	3C32	3C32	3C32	3C32	3C32
00730		R'S BRANCH SERV	4C32	4C32	4C32	4C32	4C32	4C32	4C32	4C32	4C32	4C32	4C32	4C32	4C32	4C32	4C32
00730	28	R'S BRANCH SERV	5C32	5C32	5C32	5C32	5C32	5C32	5C32	5C32	5C32	5C32	5C32	5C32	5C32	5C32	5C32
00740	28	R XPCTS B OFFCR	1C33	1C33	1C33	1C33	1C33	1C33	1C33	1C33	1C33	1C33	1C33	1C33	1C33	1C33	1C33
00740		R XPCTS B OFFCR	2C33	2C33	2C33	2C33	2C33	2C33	2C33	2C33	2C33	2C33	2C33	2C33	2C33	2C33	2C33
00740		R XPCTS B OFFCR	3C33	3C33	3C33	3C33	3C33	3C33	3C33	3C33	3C33	3C33	3C33	3C33	3C33	3C33	3C33
00740		R XPCTS B OFFCR	4C33	4C33	4C33	4C33	4C33	4C33	4C33	4C33	4C33	4C33	4C33	4C33	4C33	4C33	4C33
00740	28	R XPCTS B OFFCR	5C33	5C33	5C33	5C33	5C33	5C33	5C33	5C33	5C33	5C33	5C33	5C33	5C33	5C33	5C33
00750	28	R XPCTS MLTR CR	1C34	1C34	1C34	1C34	1C34	1C34	1C34	1C34	1C34	1C34	1C34	1C34	1C34	1C34	1C34
00750		R XPCTS MLTR CR	2C34	2C34	2C34	2C34	2C34	2C34	2C34	2C34	2C34	2C34	2C34	2C34	2C34	2C34	2C34
00750		R XPCTS MLTR CR	3C34	3C34	3C34	3C34	3C34	3C34	3C34	3C34	3C34	3C34	3C34	3C34	3C34	3C34	3C34
00750		R XPCTS MLTR CR	4C34	4C34	4C34	4C34	4C34	4C34	4C34	4C34	4C34	4C34	4C34	4C34	4C34	4C34	4C34
00750	28	R XPCTS MLTR CR	5C34	5C34	5C34	5C34	5C34	5C34	5C34	5C34	5C34	5C34	5C34	5C34	5C34	5C34	5C34

L02: MILITARY. Attitudes toward a draft

21060	130	FAVOR MLTY DRAFT						5E06	2E08	2E08	2E08	2E08	2E08	2E10	2E10	2E10	2E11A
21070	130	DRAFT INCL WOMEN						5E07	2E09	2E09	2E09	2E09	2E09	2E11	2E11	2E11	2E11B

L03: MILITARY. Views about the use of military force

05690	112	US GO WAR FR OTH	2A18B	2A18B	2A18B	2A18B	2A18B	2A18B	2A18B	2A18B	2A18B	2A18B	2A18B	2A18B	2A18B	2A18B	2A18B
06450	112	US SHD DISARM	2A18A	2A18A	2A18A	2A18A	2A18A	2A18A	2A18A	2A18A	2A18A	2A18A	2A18A	2A18A	2A18A	2A18A	2A18A
06460	112	US WAR PRCT ECN	2A18C	2A18C	2A18C	2A18C	2A18C	2A18C	2A18C	2A18C	2A18C	2A18C	2A18C	2A18C	2A18C	2A18C	2A18C
06470	112	US ONLY WAR DFNS	2A18D	2A18D	2A18D	2A18D	2A18D	2A18D	2A18D	2A18D	2A18D	2A18D	2A18D	2A18D	2A18D	2A18D	2A18D
06480	112	-US MIL PWR>USSR	2A18E	2A18E	2A18E	2A18E	2A18E	2A18E	2A18E	2A18E	2A18E	2A18E	2A18E	2A18E	2A18E	2A18E	2A18E
06490	112	US NEED>PWR OTHS	2A18F	2A18F	2A18F	2A18F	2A18F	2A18F	2A18F	2A18F	2A18F	2A18F	2A18F	2A18F	2A18F	2A18F	2A18F
06500	113	US FRN PLCY NRRW	2A18G	2A18G	2A18G	2A18G	2A18G	2A18G	2A18G	2A18G	2A18G	2A18G	2A18G	2A18G	2A18G	2A18G	2A18G
06510		SRVCMEN SHD OBEY	2A18H	2A18H	2A18H	2A18H	2A18H	2A18H	2A18H	2A18H	2A18H	2A18H	2A18H	2A18H	2A18H	2A18H	2A18H
11210		-MLTRY COUP U.S.	4E06	4E06	4E06	4E06	4E06	4E06	4E06	4E06	4E06	4E06	4E06	4E06	4E06	4E06	4E06
11220	186	NT VOL 4 NEC WAR	4E07	4E07	4E07	4E07	4E07	4E07	4E07	4E07	4E07	4E07	4E07	4E07	4E07	4E07	4E07

L04: MILITARY. Attitudes toward the military as an institution and occupation

07000		DHNSTY MILITARY	2D04L	2D04L	2D04L	2D04L	2D04L	2D04L	2D04L	2D04L	2D04L	2D04L	2D04L	2D04L	2D04L	2D04L	2D04L
08490	144	GD JB MILITARY	3A24L	3A24L	3A24L	3A24L	3A24L	3A24L	3A24L	3A24L	3A24L	3A24L	3A24L	3A24L	3A24L	3A24L	3A24L
08500	144	MIL TOO MCH INFL	3A25	3A25	3A25	3A25	3A25	3A25	3A25	3A25	3A25	3A25	3A25	3A25	3A25	3A25	3A25
08510	144	US TOO MCH\$ MILT	3A26	3A26	3A26	3A26	3A26	3A26	3A26	3A26	3A26	3A26	3A26	3A26	3A26	3A26	3A26
10660	175	>INFLC MILITARY	4A19J	4A19J	4A19J	4A19J	4A19J	4A19J	4A19J	4A19J	4A19J	4A19J	4A19J	4A19J	4A19J	4A19J	4A19J
11120	185	MLTRY GET AHEAD	4E01A	4E01A	4E01A	4E01A	4E01A	4E01A	4E01A	4E01A	4E01A	4E01A	4E01A	4E01A	4E01A	4E01A	4E01A
11130	185	MLTRY MORE ED	4E01B	4E01B	4E01B	4E01B	4E01B	4E01B	4E01B	4E01B	4E01B	4E01B	4E01B	4E01B	4E01B	4E01B	4E01B
11140	185	MLTRY ADVNC RESP	4E01C	4E01C	4E01C	4E01C	4E01C	4E01C	4E01C	4E01C	4E01C	4E01C	4E01C	4E01C	4E01C	4E01C	4E01C
11150	185	MLTRY >FLLLG JB	4E01D	4E01D	4E01D	4E01D	4E01D	4E01D	4E01D	4E01D	4E01D	4E01D	4E01D	4E01D	4E01D	4E01D	4E01D
11160	185	MLTRY IDEAS HERD	4E01E	4E01E	4E01E	4E01E	4E01E	4E01E	4E01E	4E01E	4E01E	4E01E	4E01E	4E01E	4E01E	4E01E	4E01E
11170	185	EXTNT MLTRY JSTC	4E02	4E02	4E02	4E02	4E02	4E02	4E02	4E02	4E02	4E02	4E02	4E02	4E02	4E02	4E02
11180	185	MLTRY DSCRM WOMN	4E03	4E03	4E03	4E03	4E03	4E03	4E03	4E03	4E03	4E03	4E03	4E03	4E03	4E03	4E03
11190	186	MLTRY DSCRM BLKS	4E04	4E04	4E04	4E04	4E04	4E04	4E04	4E04	4E04	4E04	4E04	4E04	4E04	4E04	4E04
11200		>FAIR MLTRY CVLN	4E05	4E05	4E05	4E05	4E05	4E05	4E05	4E05	4E05	4E05	4E05	4E05	4E05	4E05	4E05
11830	192	PLC WRK MLTY SVC	5A05D	5A05D	5A05D	5A05D	5A05D	5A05D	5A05D	5A05D	5A05D	5A05D	5A05D	5A05D	5A05D	5A05D	5A05D
21080		MLTRY PAY CLG GD						5E08	2E10	2E10	2E10	2E10	2E10	2E10	2E10	2E10	2E10
21090		R WD DO MLTY/CLG						5E09	2E11	2E11	2E11	2E11	2E11	2E11	2E11	2E11	2E11

M01: INTERPERSONAL RELATIONSHIPS. Dating

00620	26	#X/AV WK GO OUT	1C25	1C25	1C25	1C25	1C25	1C25	1C25	1C25	1C25	1C25	1C25	1C25	1C25	1C25	1C25
00620	26	#X/AV WK GO OUT	2C25	2C25	2C25	2C25	2C25	2C25	2C25	2C25	2C25	2C25	2C25	2C25	2C25	2C25	2C25
00620	26	#X/AV WK GO OUT	3C25	3C25	3C25	3C25	3C25	3C25	3C25	3C25	3C25	3C25	3C25	3C25	3C25	3C25	3C25
00620	26	#X/AV WK GO OUT	4C25	4C25	4C25	4C25	4C25	4C25	4C25	4C25	4C25	4C25	4C25	4C25	4C25	4C25	4C25
00620	26	#X/AV WK GO OUT	5C25	5C25	5C25	5C25	5C25	5C25	5C25	5C25	5C25	5C25	5C25	5C25	5C25	5C25	5C25
00620	26	#X/AV WK GO OUT	6C25	6C25	6C25	6C25	6C25	6C25	6C25	6C25	6C25	6C25	6C25	6C25	6C25	6C25	6C25
00630	26	#X DATE 3+/WK	1C26	1C26	1C26	1C26	1C26	1C26	1C26	1C26	1C26	1C26	1C26	1C26	1C26	1C26	1C26
00630	26	#X DATE 3+/WK	2C26	2C26	2C26	2C26	2C26	2C26	2C26	2C26	2C26	2C26	2C26	2C26	2C26	2C26	2C26
00630	26	#X DATE 3+/WK	3C26	3C26	3C26	3C26	3C26	3C26	3C26	3C26	3C26	3C26	3C26	3C26	3C26	3C26	3C26
00630	26	#X DATE 3+/WK	4C26	4C26	4C26	4C26	4C26	4C26	4C26	4C26	4C26	4C26	4C26	4C26	4C26	4C26	4C26
00630	26	#X DATE 3+/WK	5C26	5C26	5C26	5C26	5C26	5C26	5C26	5C26	5C26	5C26	5C26	5C26	5C26	5C26	5C26
00630	26	#X DATE 3+/WK	6C26	6C26	6C26	6C26	6C26	6C26	6C26	6C26	6C26	6C26	6C26	6C26	6C26	6C26	6C26

M02: INTERPERSONAL RELATIONSHIPS. Cross-age relationships with adults outside the family (See also B05)

01240	44	TM SPT ADLT MST	1A003	1A003	1A003	1A003	1A003	1A003	1A003	1A003	1A003	1A003	1A003	1A003	1A003	1A003	1A003
01250	45	LK MR TM ADLT	1A004	1A004	1A004	1A004	1A004	1A004	1A004	1A004	1A004	1A004	1A004	1A004	1A004	1A004	1A004
01260	45	LK MR TM YG CHD	1A005	1A005	1A005	1A005	1A005	1A005	1A005	1A005	1A005	1A005	1A005	1A005	1A005	1A005	1A005
06530	113	FRQ HIT SUPRVISR	2A19B	2A19B	2A19B	2A19B	2A19B	2A19B	2A19B	2A19B	2A19B	2A19B	2A19B	2A19B	2A19B	2A19B	2A19B
06530		FRQ HIT SUPRVISR															
21550	179	JOB-SUPRVSR AGE							4D04	4D04	4D04	4D04	4D04	4D04	4D04	4D04	4D04
21610		JOB-OVER AGE 30							4D06E	4D06E	4D06E	4D06E	4D06E	4D06E	4D06E	4D06E	4D06E
21710	179	JOB-TCHR HELP GT							4D08	4D08	4D08	4D08	4D08	4D08	4D08	4D08	4D08

337

[illegible]

339

M02: INTERPERSONAL RELATIONSHIPS. Cross-age relationships with adults outside the family (See also B05) (continued)


M03: INTERPERSONAL RELATIONSHIPS. Family Members

M04: INTERPERSONAL RELATIONSHIPS. Friendships (See also Q03)

M05: INTERPERSONAL RELATIONSHIPS. Community at large

N01: RACE RELATIONS. Preferred interracial contact

*=item text changed from previous year



Item Ref. No.	Page Loc. in Vol.	ITEM DESCRIPTION (ABBREVIATED)	QUESTIONNAIRE LOCATION BY YEAR (FORM, SECTION, AND QUESTION NUMBER)															
			1976	1977	1978	1979	1980	1981	1982	1983	1984	1985	1986	1987	1988	1989	1990	

N02: RACE RELATIONS. Attitudes toward discrimination

01520	49	IMP CRRCT INEQL	1A07L	1A07L	1A07L	1A07L	1A07L	1A07L	1A07L	1A07L	1A07L	1A07L	1A07L	1A07L	1A07L	1A07L	1A07L
10380	171	JOB OBSTC RACE	4A13C	4A13C	4A13C	4A13C	4A13C	4A13C	4A13C	4A13C	4A13C	4A13C	4A13C	4A13C	4A13C	4A13C	4A13C
11190	186	MLTRY DSCRM BLKS	4E04	4E04	4E04	4E04	4E04	4E04	4E04	4E04	4E04	4E04	4E04	4E04	4E04	4E04	4E04
11350		P'IDEA OF RCL IS	4E08M	4E08M	4E07M	4E07M	4E07M	4E07M	4E07M	4E07M	4E07M	4E07M	4E07M	4E07M	4E06M	4E06M	4E06M
11710	190	WR/NT RACE RELTN	5A03F	5A03F	5A03F	5A03F	5A03F	5A03F	5A03F	5A03F	5A03F	5A03F	5A03F	5A03F	5A03F	5A03F	5A03F
11950	194	B/W RLTS WRSE	5A08	5A08	5A08	5A08	5A08	5A08	5A08	5A08	5A08	5A08	5A08	5A08	5A08	5A08	5A08
12100	196	MNRTY NT MY BSNS	5A18D	5A18D	5A18D	5A18D	5A18D	5A18D	5A18D	5A18D	5A18D	5A18D	5A18D	5A18D	5A18D	5A18D	5A18D
12220	198	PLC WRK SOC GRP	5A20C	5A20C	5A20C	5A20C	5A20C	5A20C	5A20C	5A20C	5A20C	5A20C	5A20C	5A20C	5A20C	5A20C	5A20C

N03: RACE RELATIONS. Actual interracial contacts

08250	140	FRNDS AL OT RC	3A11	3A11	3A11	3A11	3A11	3A11	3A11	3A11	3A11	3A11	3A11	3A11	3A11	3A11	3A11
08260	140	NGBD AL OT RC	3A12	3A12	3A12	3A12	3A12	3A12	3A12	3A12	3A12	3A12	3A12	3A12	3A12	3A12	3A12
08270	140	ELEMSCH AL OT RC	3A13	3A13	3A13	3A13	3A13	3A13	3A13	3A13	3A13	3A13	3A13	3A13	3A13	3A13	3A13
08280	140	HISCH AL OT RC	3A14	3A14	3A14	3A14	3A14	3A14	3A14	3A14	3A14	3A14	3A14	3A14	3A14	3A14	3A14
08290	141	WRKRS AL OT RC	3A15	3A15	3A15	3A15	3A15	3A15	3A15	3A15	3A15	3A15	3A15	3A15	3A15	3A15	3A15
08300	141	DO LOT THG OT RC	3A16	3A16	3A16	3A16	3A16	3A16	3A16	3A16	3A16	3A16	3A16	3A16	3A16	3A16	3A16
08310	141	VRY GD EXP OT RC	3A17	3A17	3A17	3A17	3A17	3A17	3A17	3A17	3A17	3A17	3A17	3A17	3A17	3A17	3A17
11890	193	RCL CNTCT SCHOOL	5A07A	5A07A	5A07A	5A07A	5A07A	5A07A	5A07A	5A07A	5A07A	5A07A	5A07A	5A07A	5A07A	5A07A	5A07A
11900	193	RCL CNTCT NGHBHD	5A07B	5A07B	5A07B	5A07B	5A07B	5A07B	5A07B	5A07B	5A07B	5A07B	5A07B	5A07B	5A07B	5A07B	5A07B
11910	193	RCL CNTCT CHURCH	5A07C	5A07C	5A07C	5A07C	5A07C	5A07C	5A07C	5A07C	5A07C	5A07C	5A07C	5A07C	5A07C	5A07C	5A07C
11920	193	RCL CNTCT SPORTS	5A07D	5A07D	5A07D	5A07D	5A07D	5A07D	5A07D	5A07D	5A07D	5A07D	5A07D	5A07D	5A07D	5A07D	5A07D
11930	193	RCL CNTCT CLUBS	5A07E	5A07E	5A07E	5A07E	5A07E	5A07E	5A07E	5A07E	5A07E	5A07E	5A07E	5A07E	5A07E	5A07E	5A07E
11940	193	RCL CNTCT JOB	5A07F	5A07F	5A07F	5A07F	5A07F	5A07F	5A07F	5A07F	5A07F	5A07F	5A07F	5A07F	5A07F	5A07F	5A07F

O01: CONCERN FOR OTHERS. Attitudes regarding social service, charitable activism

01470	48	IMP CNTRBTN SOC	1A07G	1A07G	1A07G	1A07G	1A07G	1A07G	1A07G	1A07G	1A07G	1A07G	1A07G	1A07G	1A07G	1A07G	1A07G
01520	49	IMP CRRCT INEQL	1A07L	1A07L	1A07L	1A07L	1A07L	1A07L	1A07L	1A07L	1A07L	1A07L	1A07L	1A07L	1A07L	1A07L	1A07L
10130	167	JOB IMPC HLP OTH	4A08E	4A08E	4A08E	4A08E	4A08E	4A08E	4A08E	4A08E	4A08E	4A08E	4A08E	4A08E	4A08E	4A08E	4A08E
10190	168	JOB IMPC WRTHWLE	4A08K	4A08K	4A08K	4A08K	4A08K	4A08K	4A08K	4A08K	4A08K	4A08K	4A08K	4A08K	4A08K	4A08K	4A08K
11860	192	PLC WRK SOC SVCS	5A05G	5A05G	5A05G	5A05G	5A05G	5A05G	5A05G	5A05G	5A05G	5A05G	5A05G	5A05G	5A05G	5A05G	5A05G

O02: CONCERN FOR OTHERS. Involvement in community, altruistic activities

05860	103	DALY CMNTY AFFRS	2A02E	2A02E	2A02E	2A02E	2A02E	2A02E	2A02E	2A02E	2A02E	2A02E	2A02E	2A02E	2A02E	2A02E	2A02E
05860	220	DALY CMNTY AFFRS															
12200	198	CTB TO UNTD FUND	5A20A	5A20A	5A20A	5A20A	5A20A	5A20A	5A20A	5A20A	5A20A	5A20A	5A20A	5A20A	5A20A	5A20A	5A20A
12210	198	CTB TO INTL RELF	5A20B	5A20B	5A20B	5A20B	5A20B	5A20B	5A20B	5A20B	5A20B	5A20B	5A20B	5A20B	5A20B	5A20B	5A20B
12220	198	CTB TO MNRTY GRP	5A20C	5A20C	5A20C	5A20C	5A20C	5A20C	5A20C	5A20C	5A20C	5A20C	5A20C	5A20C	5A20C	5A20C	5A20C
12230	199	CTB TO RELGS ORG	5A20D	5A20D	5A20D	5A20D	5A20D	5A20D	5A20D	5A20D	5A20D	5A20D	5A20D	5A20D	5A20D	5A20D	5A20D
12240	199	CTB TO PLTCT PTY	5A20E	5A20E	5A20E	5A20E	5A20E	5A20E	5A20E	5A20E	5A20E	5A20E	5A20E	5A20E	5A20E	5A20E	5A20E
12250	199	CTB TO CTZN LBBY	5A20F	5A20F	5A20F	5A20F	5A20F	5A20F	5A20F	5A20F	5A20F	5A20F	5A20F	5A20F	5A20F	5A20F	5A20F
12260	199	CTB TO VS DISEAS	5A20G	5A20G	5A20G	5A20G	5A20G	5A20G	5A20G	5A20G	5A20G	5A20G	5A20G	5A20G	5A20G	5A20G	5A20G
12270	199	CTB TO POP PRBMS	5A20H	5A20H	5A20H	5A20H	5A20H	5A20H	5A20H	5A20H	5A20H	5A20H	5A20H	5A20H	5A20H	5A20H	5A20H
12280	199	CTB TO ENVIR PBM	5A20I	5A20I	5A20I	5A20I	5A20I	5A20I	5A20I	5A20I	5A20I	5A20I	5A20I	5A20I	5A20I	5A20I	5A20I

O03: CONCERN FOR OTHERS. Concern with the problems of others

05990	105	US 2 MUCH PROFIT	2A03A	2A03A	2A03A	2A03A	2A03A	2A03A	2A03A	2A03A	2A03A	2A03A	2A03A	2A03A	2A03A	2A03A	2A03A
08040	137	EAT DIF->FD STRV	3A04E	3A04E	3A04E	3A04E	3A04E	3A04E	3A04E	3A04E	3A04E	3A04E	3A04E	3A04E	3A04E	3A04E	3A04E
09840		GVNG FOOD O CNTY	3E05														
12070	195	WRRY ABT OW CTRY	5A18A	5A18A	5A18A	5A18A	5A18A	5A18A	5A18A	5A18A	5A18A	5A18A	5A18A	5A18A	5A18A	5A18A	5A18A
12080	196	BTRR IF CTZ WRLD	5A18B	5A18B	5A18B	5A18B	5A18B	5A18B	5A18B	5A18B	5A18B	5A18B	5A18B	5A18B	5A18B	5A18B	5A18B
12090	196	-SYMP TWD STARVG	5A18C	5A18C	5A18C	5A18C	5A18C	5A18C	5A18C	5A18C	5A18C	5A18C	5A18C	5A18C	5A18C	5A18C	5A18C
12100	196	MNRTY NT MY BSNS	5A18D	5A18D	5A18D	5A18D	5A18D	5A18D	5A18D	5A18D	5A18D	5A18D	5A18D	5A18D	5A18D	5A18D	5A18D
12110	196	POSTR PL TR -FAIR	5A18E	5A18E	5A18E	5A18E	5A18E	5A18E	5A18E	5A18E	5A18E	5A18E	5A18E	5A18E	5A18E	5A18E	5A18E
12120	196	HELP POOR W MY \$	5A18F	5A18F	5A18F	5A18F	5A18F	5A18F	5A18F	5A18F	5A18F	5A18F	5A18F	5A18F	5A18F	5A18F	5A18F
12130	196	-MY PRB OT ND HP	5A18G	5A18G	5A18G	5A18G	5A18G	5A18G	5A18G	5A18G	5A18G	5A18G	5A18G	5A18G	5A18G	5A18G	5A18G
12140	197	RB CHNG ETG HABT	5A18H	5A18H	5A18H	5A18H	5A18H	5A18H	5A18H	5A18H	5A18H	5A18H	5A18H	5A18H	5A18H	5A18H	5A18H
16430		SAT EVB CAR POOL			2E05A												
16440		SAT EAT<BEEF>GRN			2E05B												
19470		EAT<FD,>OWN CITY				5E08A											
19480		EAT<FD,>NRBY STT				5E08B											
19490		EAT<FD,>DIF REGN				5E08C											
19500		EAT<FD,>ASIAN CN				5E08D											

P01: HAPPINESS. Happiness; satisfaction with life and self

01190	44	VRY HPY THS DAY	1A001	1A001	1A001	1A001	1A001	1A001	1A001	1A001	1A001	1A001	1A001	1A001	1A001	1A001	1A001
01190	103	VRY HPY THS DAYS	2A01	2A01	2A01	2A01	2A01	2A01	2A01	2A01	2A01	2A01	2A01	2A01	2A01	2A01	2A01
01190	135	VRY HPY THS DAYS	3A01	3A01	3A01	3A01	3A01	3A01	3A01	3A01	3A01	3A01	3A01	3A01	3A01	3A01	3A01
01190	164	VRY HPY THS DAYS	4A01	4A01	4A01	4A01	4A01	4A01	4A01	4A01	4A01	4A01	4A01	4A01	4A01	4A01	4A01
01190	190	VRY HPY THS DAYS	5A01	5A01	5A01	5A01	5A01	5A01	5A01	5A01	5A01	5A01	5A01	5A01	5A01	5A01	5A01
01340	46	SAT YOURSELF	1A06H	1A06H	1A06H	1A06H	1A06H	1A06H	1A06H	1A06H	1A06H	1A06H	1A06H	1A06H	1A06H	1A06H	1A06H
01380	47	SAT LIFE AS WHL	1A06L	1A06L	1A06L	1A06L	1A06L	1A06L	1A06L	1A06L	1A06L	1A06L	1A06L	1A06L	1A06L	1A06L	1A06L
06840	119	CMP SATFD W/LIFE	2D01	2D01	2D01	2D01	2D01	2D01	2D01	2D01	2D01	2D01	2D01	2D01	2D01	2D01	2D01
06840		CMP SATFD W/LIFE	3D01	3D01	3D01	3D01	3D01	3D01	3D01	3D01	3D01	3D01	3D01	3D01	3D01	3D01	3D01
06840		CMP SATFD W/LIFE	4D01	4D01	4D01	4D01	4D01	4D01	4D01	4D01	4D01	4D01	4D01	4D01	4D01	4D01	4D01
06840		CMP SATFD W/LIFE	5A21	5A21	5A21	5A21	5A21	5A21	5A21	5A21	5A21	5A21	5A21	5A21	5A21	5A21	5A21
06840	220	CMP SATFD W/LIFE														5A21	5A21
12620	121	SATISFD W MYSELF														6A01	6A01
12620	206	SATISFD W MYSELF	5D01H	5D01H	5D01H	5D01H	5D01H	5D01H	5D01H	5D01H	5D01H	5D01H	5D01H	5D01H	5D01H	5D01H	5D01H
12620	242	SATISFD W MYSELF														6D01M	6D01M

341

*=item text changed from previous year

[illegible]

343

*=item text changed from previous year



Item Ref. No.	Page Loc. in Vol.	ITEM DESCRIPTION (ABBREVIATED)	QUESTIONNAIRE LOCATION BY YEAR (FORM, SECTION, AND QUESTION NUMBER)															
			1976	1977	1978	1979	1980	1981	1982	1983	1984	1985	1986	1987	1988	1989	1990	

Q03: OTHER PERSONALITY VARIABLES. Loneliness (continued)

12670	207	ALWYS SM1 HELP R		5D01M	5D01M	5D01M	5D01M	5D01M	5D01M	5D01M	5D01M	5D01M	5D01M	5D01M	5D01M	5D01M	5D01M
12690	207	OFTN FL LEFT OUT		5D01O	5D01O	5D01O	5D01O	5D01O	5D01O	5D01O	5D01O	5D01O	5D01O	5D01O	5D01O	5D01O	5D01O
12710	208	USLY SM1 TALK TO		5D01Q	5D01Q	5D01Q	5D01Q	5D01Q	5D01Q	5D01Q	5D01Q	5D01Q	5D01Q	5D01Q	5D01Q	5D01Q	5D01Q
12730	208	OFT WSH MOR FRND		5D01S	5D01S	5D01S	5D01S	5D01S	5D01S	5D01S	5D01S	5D01S	5D01S	5D01S	5D01S	5D01S	5D01S
12760	208	USLY FRDS BE WTH		5D01V	5D01V	5D01V	5D01V	5D01V	5D01V	5D01V	5D01V	5D01V	5D01V	5D01V	5D01V	5D01V	5D01V

Q04: OTHER PERSONALITY VARIABLES. Risk taking

07050	120	KICK DO DANGR TH	2D05E	2D05E	2D05E	2D05E	2D05E	2D05E	2D05E	2D05E	2D05E	2D05E	2D05E	2D05E	2D05E	2D05E	2D04E
07050	241	KICK DO DANGR TH														6D01G	6D01G
07060	120	LIKE RISK SOME X	2D05F	2D05F	2D05F	2D05F	2D05F	2D05F	2D05F	2D05F	2D05F	2D05F	2D05F	2D05F	2D05F	2D05F	2D04F
07060	242	LIKE RISK SOME X														6D01K	6D01K
31080	242	LK XPLOR STRANG															
31090	242	LIK DO FRIGHT TG															
31100	242	LIK EVN BRK RULE															
31110	243	PRF FRND EXCITNG															

Q05: OTHER PERSONALITY VARIABLES. Trust in others

01550	49	PPL CAN B TRSTD	1A008	1A008	1A008	1A008	1A008	1A008	1A008	1A008	1A008	1A008	1A008	1A008	1A008	1A008	1A008
01560	49	PPL TRY B HLPFL	1A009	1A009	1A009	1A009	1A009	1A009	1A009	1A009	1A009	1A009	1A009	1A009	1A009	1A009	1A009
01570	49	PPL TRY BE FAIR	1A010	1A010*	1A010	1A010	1A010	1A010	1A010	1A010	1A010	1A010	1A010	1A010	1A010	1A010	1A010

Q07: OTHER PERSONALITY VARIABLES. Importance placed on various life goals

01410	47	IMP B SUCCSS WK	1A07A	1A07A	1A07A	1A07A	1A07A	1A07A	1A07A	1A07A	1A07A	1A07A	1A07A	1A07A	1A07A	1A07A	1A07A
01420	48	IMP GD MRRG&FAM	1A07B	1A07B	1A07B	1A07B	1A07B	1A07B	1A07B	1A07B	1A07B	1A07B	1A07B	1A07B	1A07B	1A07B	1A07B
01430	48	IMP LOTS OF \$	1A07C	1A07C	1A07C	1A07C	1A07C	1A07C	1A07C	1A07C	1A07C	1A07C	1A07C	1A07C	1A07C	1A07C	1A07C
01440	48	IMP TM RCRN&HBY	1A07D	1A07D	1A07D	1A07D	1A07D	1A07D	1A07D	1A07D	1A07D	1A07D	1A07D	1A07D	1A07D	1A07D	1A07D
01450	48	IMP STRG FRDSHP	1A07E	1A07E	1A07E	1A07E	1A07E	1A07E	1A07E	1A07E	1A07E	1A07E	1A07E	1A07E	1A07E	1A07E	1A07E
01460	48	IMP STEADY WORK	1A07F	1A07F	1A07F	1A07F	1A07F	1A07F	1A07F	1A07F	1A07F	1A07F	1A07F	1A07F	1A07F	1A07F	1A07F
01470	48	IMP CNTRBTN SOC	1A07G	1A07G	1A07G	1A07G	1A07G	1A07G	1A07G	1A07G	1A07G	1A07G	1A07G	1A07G	1A07G	1A07G	1A07G
01480	48	IMP LDR COMUNT	1A07H	1A07H	1A07H	1A07H	1A07H	1A07H	1A07H	1A07H	1A07H	1A07H	1A07H	1A07H	1A07H	1A07H	1A07H
01490	48	IMP CHLD BTR OP	1A07I	1A07I	1A07I	1A07I	1A07I	1A07I	1A07I	1A07I	1A07I	1A07I	1A07I	1A07I	1A07I	1A07I	1A07I
01500	49	IMP LIV CLS PRN	1A07J	1A07J	1A07J	1A07J	1A07J	1A07J	1A07J	1A07J	1A07J	1A07J	1A07J	1A07J	1A07J	1A07J	1A07J
01510	49	IMP GT AWY AREA	1A07K	1A07K	1A07K	1A07K	1A07K	1A07K	1A07K	1A07K	1A07K	1A07K	1A07K	1A07K	1A07K	1A07K	1A07K
01520	49	IMP CRRCT INEQL	1A07L	1A07L	1A07L	1A07L	1A07L	1A07L	1A07L	1A07L	1A07L	1A07L	1A07L	1A07L	1A07L	1A07L	1A07L
01530	49	IMP NEW XPRNCE	1A07M	1A07M	1A07M	1A07M	1A07M	1A07M	1A07M	1A07M	1A07M	1A07M	1A07M	1A07M	1A07M	1A07M	1A07M
01540	49	IMP FND PRPS LF	1A07N	1A07N	1A07N	1A07N	1A07N	1A07N	1A07N	1A07N	1A07N	1A07N	1A07N	1A07N	1A07N	1A07N	1A07N
10450	172	JOB OBSTC -WK HD	4A13J	4A13J	4A13J	4A13J	4A13J	4A13J	4A13J	4A13J	4A13J	4A13J	4A13J	4A13J	4A13J	4A13J	4A13J

Q08: OTHER PERSONALITY VARIABLES. Social, political, cultural orientation

06330	110	INTEREST IN GOVT	2A11	2A11	2A11	2A11	2A11	2A11	2A11	2A11	2A11	2A11	2A11	2A11	2A11	2A11	2A11
06330		INTEREST IN GOVT	3E01	3E01	3E01	3E01	3E01	3E01	3E01	3E01	3E01	3E01	3E01	3E01	3E01	3E01	3E01
06330	174	INTEREST IN GOVT	4A18	4A18	4A18	4A18	4A18	4A18	4A18	4A18	4A18	4A18	4A18	4A18	4A18	4A18	4A18
06330	198	INTEREST IN GOVT	5A19	5A19	5A19	5A19	5A19	5A19	5A19	5A19	5A19	5A19	5A19	5A19	5A19	5A19	5A19
06880		THK ABT SOC ISSU	2D03	2D03	2D03	2D03	2D03	2D03	2D03	2D03	2D03	2D03	2D03	2D03	2D03	2D03	2D03
06880	135	THK ABT SOC ISSU	3A02	3A02	3A02	3A02	3A02	3A02	3A02	3A02	3A02	3A02	3A02	3A02	3A02	3A02	3A02
06880	164	THK ABT SOC ISSU	4A05	4A05	4A05	4A05	4A05	4A05	4A05	4A05	4A05	4A05	4A05	4A05	4A05	4A05	4A05
06880	190	THK ABT SOC ISSU	5A02	5A02	5A02	5A02	5A02	5A02	5A02	5A02	5A02	5A02	5A02	5A02	5A02	5A02	5A02
07010	119	2MCH COMPTN SCTY	2D05A	2D05A	2D05A	2D05A	2D05A	2D05A	2D05A	2D05A	2D05A	2D05A	2D05A	2D05A	2D05A	2D05A	2D04A
07020	120	2MANY YNG SLOPPY	2D05B	2D05B	2D05B	2D05B	2D05B	2D05B	2D05B	2D05B	2D05B	2D05B	2D05B	2D05B	2D05B	2D05B	2D04B
07030	120	2MUCH HARD ROCK	2D05C	2D05C	2D05C	2D05C	2D05C	2D05C	2D05C	2D05C	2D05C	2D05C	2D05C	2D05C	2D05C	2D05C	2D04C
07040	120	SHD DO OWN THING	2D05D	2D05D	2D05D	2D05D	2D05D	2D05D	2D05D	2D05D	2D05D	2D05D	2D05D	2D05D	2D05D	2D05D	2D04D
07040	240	SHD DO OWN THING															
07630	93	R LIKES SCHOOL	1D001	1D001	1D001	1D001	1D001	1D001	1D001	1D001	1D001	1D001	1D001	1D001	1D001	1D001	1D001
07630	130	R LIKES SCHOOL	2E02	2E06	2E06	2E08	2E09	2E09	2E09	2E12	2E12	2E12	2E12	2E12	2E12	2E12	2E12
07630		R LIKES SCHOOL	3E08	3E07	3E07	3E07	3E07	3E07									
07630		R LIKES SCHOOL	4E10														
07630		R LIKES SCHOOL	5E04	5E05	5E05	5E03	5E05	4A13K	4A13K	4A13K	4A13K	4A13K	4A13K	4A13K	4A13K	4A13K	4A13K
10460	172	JOB OBSTC -CONFM	4A13K	4A13K	4A13K	4A13K	4A13K	4A13K	4A13K	4A13K	4A13K	4A13K	4A13K	4A13K	4A13K	4A13K	4A13K
17570		PPL SHD CONFORM															
17580		PPL SHD LV HRMNY				5E02B											
17590		PPL SHD B FRANK				5E02C											
17600		PPL SHD THK FREE				5E02D											
17610		PPL SHD B INDPNT				5E02E											

Q09: OTHER PERSONALITY VARIABLES. Hostility

19530		3MO/DLY ARG PRNT				2E08A	2E08A	2E07A	2E07A	2E07A	2E07A						
19540		3MO/DLY ARG AUTH				2E08B	2E08B	2E07B	2E07B	2E07B	2E07B						
19550		3MO/DLY MAD				2E08C	2E08C	2E07C	2E07C	2E07C	2E07C						
19560		3MO/DLY MAD,SM SH				2E08D	2E08D	2E07D	2E07D	2E07D	2E07D						
19570		3MO/DLY WANT FGT				2E08E	2E08E	2E07E	2E07E	2E07E	2E07E						
19580		3MO/DLY DID FGHT				2E08F	2E08F	2E07F	2E07F	2E07F	2E07F						

Q10: OTHER PERSONALITY VARIABLES. Boredom

32000	243	I AM OFTEN BORED															
-------	-----	------------------	--	--	--	--	--	--	--	--	--	--	--	--	--	--	--

R01: BACKGROUND. Age, sex, race, and marital status

00010	20	R'S BIRTH YEAR	1C01	1C01*	1C01*	1C01*	1C01*	1C01	1C01*	1C01	1C01*	1C01	1C01*	1C01	1C01*	1C01	1C01*
00010	20	R'S BIRTH YEAR	2C01	2C01*	2C01*	2C01*	2C01*	2C01	2C01*	2C01	2C01*	2C01	2C01*	2C01	2C01*	2C01	2C01*

345

*=item text changed from previous year




Item Ref. No.	Page Loc. in Vol.	ITEM DESCRIPTION (ABBREVIATED)	QUESTIONNAIRE LOCATION															
			BY YEAR															
			(FORM, SECTION, AND QUESTION NUMBER)															
			1976	1977	1978	1979	1980	1981	1982	1983	1984	1985	1986	1987	1988	1989	1990	
R01: BACKGROUND. Age, sex, race, and marital status (continued)																		
00010	20	R'S BIRTH YEAR	3C01	3C01*	3C01*	3C01*	3C01*	3C01	3C01*	3C01	3C01*	3C01	3C01*	3C01	3C01*	3C01*	3C01	3C01*
00010	20	R'S BIRTH YEAR	4C01	4C01*	4C01*	4C01*	4C01*	4C01	4C01*	4C01	4C01*	4C01	4C01*	4C01	4C01*	4C01*	4C01	4C01*
00010	20	R'S BIRTH YEAR	5C01	5C01*	5C01*	5C01*	5C01*	5C01	5C01*	5C01	5C01*	5C01	5C01*	5C01	5C01*	5C01	5C01*	5C01*
00010	20	R'S BIRTH YEAR																
00020	20	R'S BIRTH MONTH	1C02	1C02	1C02	1C02	1C02	1C02	1C02	1C02	1C02	1C02	1C02	1C02	1C02	1C02	1C02	1C02
00020	20	R'S BIRTH MONTH	2C02	2C02	2C02	2C02	2C02	2C02	2C02	2C02	2C02	2C02	2C02	2C02	2C02	2C02	2C02	2C02
00020	20	R'S BIRTH MONTH	3C02	3C02	3C02	3C02	3C02	3C02	3C02	3C02	3C02	3C02	3C02	3C02	3C02	3C02	3C02	3C02
00020	20	R'S BIRTH MONTH	4C02	4C02	4C02	4C02	4C02	4C02	4C02	4C02	4C02	4C02	4C02	4C02	4C02	4C02	4C02	4C02
00020	20	R'S BIRTH MONTH	5C02	5C02	5C02	5C02	5C02	5C02	5C02	5C02	5C02	5C02	5C02	5C02	5C02	5C02	5C02	5C02
00020	20	R'S BIRTH MONTH																
00030	20	R'S SEX	1C03	1C03	1C03	1C03	1C03	1C03	1C03	1C03	1C03	1C03	1C03	1C03	1C03	1C03	1C03	1C03
00030	20	R'S SEX	2C03	2C03	2C03	2C03	2C03	2C03	2C03	2C03	2C03	2C03	2C03	2C03	2C03	2C03	2C03	2C03
00030	20	R'S SEX	3C03	3C03	3C03	3C03	3C03	3C03	3C03	3C03	3C03	3C03	3C03	3C03	3C03	3C03	3C03	3C03
00030	20	R'S SEX	4C03	4C03	4C03	4C03	4C03	4C03	4C03	4C03	4C03	4C03	4C03	4C03	4C03	4C03	4C03	4C03
00030	20	R'S SEX	5C03	5C03	5C03	5C03	5C03	5C03	5C03	5C03	5C03	5C03	5C03	5C03	5C03	5C03	5C03	5C03
00030	20	R'S SEX																
00040		R'S RACE	1C04	1C04	1C04	1C04	1C04	1C04	1C04	1C04	1C04	1C04	1C04	1C04	1C04	1C04	1C04	1C04
00040		R'S RACE	2C04	2C04	2C04	2C04	2C04	2C04	2C04	2C04	2C04	2C04	2C04	2C04	2C04	2C04	2C04	2C04
00040		R'S RACE	3C04	3C04	3C04	3C04	3C04	3C04	3C04	3C04	3C04	3C04	3C04	3C04	3C04	3C04	3C04	3C04
00040		R'S RACE	4C04	4C04	4C04	4C04	4C04	4C04	4C04	4C04	4C04	4C04	4C04	4C04	4C04	4C04	4C04	4C04
00040		R'S RACE	5C04	5C04	5C04	5C04	5C04	5C04	5C04	5C04	5C04	5C04	5C04	5C04	5C04	5C04	5C04	5C04
00040		R'S RACE																
00041	20	R'S RACE BLACK																
00041	20	R'S RACE BLACK																
00041	20	R'S RACE BLACK																
00041	20	R'S RACE BLACK																
00042	20	R'S RACE CHICANO																
00042	20	R'S RACE CHICANO																
00042	20	R'S RACE CHICANO																
00042	20	R'S RACE CHICANO																
00043	20	R'S RACE CUBAN																
00043	20	R'S RACE CUBAN																
00043	20	R'S RACE CUBAN																
00043	20	R'S RACE CUBAN																
00043	20	R'S RACE CUBAN																
00044	20	R'S RACE PUERTO																
00044	20	R'S RACE PUERTO																
00044	20	R'S RACE PUERTO																
00044	20	R'S RACE PUERTO																
00044	20	R'S RACE PUERTO																
00044	20	R'S RACE PUERTO																
00045	20	R'S RACE OTH HIS																
00045	20	R'S RACE OTH HIS																
00045	20	R'S RACE OTH HIS																
00045	20	R'S RACE OTH HIS																
00045	20	R'S RACE OTH HIS																
00046	20	R'S RACE ASIAN																
00046	20	R'S RACE ASIAN																
00046	20	R'S RACE ASIAN																
00046	20	R'S RACE ASIAN																
00046	20	R'S RACE ASIAN																
00046	20	R'S RACE ASIAN																
00047	20	R'S RACE WHITE																
00047	20	R'S RACE WHITE																
00047	20	R'S RACE WHITE																
00047	20	R'S RACE WHITE																
00048	20	R'S RACE IND/AK																
00048	20	R'S RACE IND/AK																
00048	20	R'S RACE IND/AK																
00048	20	R'S RACE IND/AK																
00048	20	R'S RACE IND/AK																
00049	20	R'S RACE HI/OTPI																
00049	20	R'S RACE HI/OTPI																
00049	20	R'S RACE HI/OTPI																
00049	20	R'S RACE HI/OTPI																
00049	20	R'S RACE HI/OTPI																
00060	20	R NOT MARRIED	1C06	1C06	1C06	1C06	1C06	1C06	1C06	1C06	1C06	1C06	1C06	1C06	1C06	1C06	1C06	1C06
00060	20	R NOT MARRIED	2C06	2C06	2C06	2C06	2C06	2C06	2C06	2C06	2C06	2C06	2C06	2C06	2C06	2C06	2C06	2C06
00060	20	R NOT MARRIED	3C06	3C06	3C06	3C06	3C06	3C06	3C06	3C06	3C06	3C06	3C06	3C06	3C06	3C06	3C06	3C06
00060	20	R NOT MARRIED	4C06	4C06	4C06	4C06	4C06	4C06	4C06	4C06	4C06	4C06	4C06	4C06	4C06	4C06	4C06	4C06
00060	20	R NOT MARRIED	5C06	5C06	5C06	5C06	5C06	5C06	5C06	5C06	5C06	5C06	5C06	5C06	5C06	5C06	5C06	5C06
00060	20	R NOT MARRIED																
08320	141	MARRD OR ENGAGED	3A18	3A18	3A18	3A18	3A18	3A18	3A18	3A18	3A18	3A18	3A18	3A18	3A18	3A18	3A18	3A18

347

*=item text changed from previous year

00050	20	R SPD >TIM R-UR	1C05	1C05	1C05	1C05	1C05	1C05	1C05	1C05	1C05	1C05	1C05	1C05	1C05	1C05	1C05
00050	20	R SPD >TIM R-URB	2C05	2C05	2C05	2C05	2C05	2C05	2C05	2C05	2C05	2C05	2C05	2C05	2C05	2C05	2C05
00050	20	R SPD >TIM R-URB	3C05	3C05	3C05	3C05	3C05	3C05	3C05	3C05	3C05	3C05	3C05	3C05	3C05	3C05	3C05
00050	20	R SPD >TIM R-URB	4C05	4C05	4C05	4C05	4C05	4C05	4C05	4C05	4C05	4C05	4C05	4C05	4C05	4C05	4C05
00050	20	R SPD >TIM R-URB	5C05	5C05	5C05	5C05	5C05	5C05	5C05	5C05	5C05	5C05	5C05	5C05	5C05	5C05	5C05
00050	20	R SPD >TIM R-URB															
00080	21	R'S HSHLD ALONE	1C07A	1C07A	1C07A	1C07A	1C07A	1C07A	1C07A	1C07A	1C07Ca	1C07Ca	1C07Ca	1C07Ca	1C07Ca	1C07Ca	1C07Ca
00080	21	R'S HSHLD ALONE	2C07A	2C07A	2C07A	2C07A	2C07A	2C07A	2C07A	2C07A	2C07Ca	2C07Ca	2C07Ca	2C07Ca	2C07Ca	2C07Ca	2C07Ca
00080	21	R'S HSHLD ALONE	3C07A	3C07A	3C07A	3C07A	3C07A	3C07A	3C07A	3C07A	3C07Ca	3C07Ca	3C07Ca	3C07Ca	3C07Ca	3C07Ca	3C07Ca
00080	21	R'S HSHLD ALONE	4C07A	4C07A	4C07A	4C07A	4C07A	4C07A	4C07A	4C07A	4C07Ca	4C07Ca	4C07Ca	4C07Ca	4C07Ca	4C07Ca	4C07Ca
00080	21	R'S HSHLD ALONE	5C07A	5C07A	5C07A	5C07A	5C07A	5C07A	5C07A	5C07A	5C07Ca	5C07Ca	5C07Ca	5C07Ca	5C07Ca	5C07Ca	5C07Ca
00080	21	R'S HSHLD ALONE															
00090	21	R'S HSHLD FATHER	1C07B	1C07B	1C07B	1C07B	1C07B	1C07B	1C07B	1C07B	1C07Cb	1C07Cb	1C07Cb	1C07Cb	1C07Cb	1C07Cb	1C07Cb
00090	21	R'S HSHLD FATHER	2C07B	2C07B	2C07B	2C07B	2C07B	2C07B	2C07B	2C07B	2C07Cb	2C07Cb	2C07Cb	2C07Cb	2C07Cb	2C07Cb	2C07Cb
00090	21	R'S HSHLD FATHER	3C07B	3C07B	3C07B	3C07B	3C07B	3C07B	3C07B	3C07B	3C07Cb	3C07Cb	3C07Cb	3C07Cb	3C07Cb	3C07Cb	3C07Cb
00090	21	R'S HSHLD FATHER	4C07B	4C07B	4C07B	4C07B	4C07B	4C07B	4C07B	4C07B	4C07Cb	4C07Cb	4C07Cb	4C07Cb	4C07Cb	4C07Cb	4C07Cb
00090	21	R'S HSHLD FATHER	5C07B	5C07B	5C07B	5C07B	5C07B	5C07B	5C07B	5C07B	5C07Cb	5C07Cb	5C07Cb	5C07Cb	5C07Cb	5C07Cb	5C07Cb
00090	21	R'S HSHLD FATHER															
00100	21	R'S HSHLD MOTHE	1C07C	1C07C	1C07C	1C07C	1C07C	1C07C	1C07C	1C07C	1C07Cc	1C07Cc	1C07Cc	1C07Cc	1C07Cc	1C07Cc	1C07Cc
00100	21	R'S HSHLD MOTHER	2C07C	2C07C	2C07C	2C07C	2C07C	2C07C	2C07C	2C07C	2C07Cc	2C07Cc	2C07Cc	2C07Cc	2C07Cc	2C07Cc	2C07Cc
00100	21	R'S HSHLD MOTHER															
00100	21	R'S HSHLD MOTHER	3C07C	3C07C	3C07C	3C07C	3C07C	3C07C	3C07C	3C07C	3C07Cc	3C07Cc	3C07Cc	3C07Cc	3C07Cc	3C07Cc	3C07Cc
00100	21	R'S HSHLD MOTHER	4C07C	4C07C	4C07C	4C07C	4C07C	4C07C	4C07C	4C07C	4C07Cc	4C07Cc	4C07Cc	4C07Cc	4C07Cc	4C07Cc	4C07Cc
00100	21	R'S HSHLD MOTHER	5C07C	5C07C	5C07C	5C07C	5C07C	5C07C	5C07C	5C07C	5C07Cc	5C07Cc	5C07Cc	5C07Cc	5C07Cc	5C07Cc	5C07Cc
00100	21	R'S HSHLD MOTHER															
00110	21	R'S HSHLD BR/SR	1C07D	1C07D	1C07D	1C07D	1C07D	1C07D	1C07D	1C07D	1C07Cd	1C07Cd	1C07Cd	1C07Cd	1C07Cd	1C07Cd	1C07Cd
00110	21	R'S HSHLD BR/SR	2C07D	2C07D	2C07D	2C07D	2C07D	2C07D	2C07D	2C07D	2C07Cd	2C07Cd	2C07Cd	2C07Cd	2C07Cd	2C07Cd	2C07Cd
00110	21	R'S HSHLD BR/SR	3C07D	3C07D	3C07D	3C07D	3C07D	3C07D	3C07D	3C07D	3C07Cd	3C07Cd	3C07Cd	3C07Cd	3C07Cd	3C07Cd	3C07Cd
00110	21	R'S HSHLD BR/SR	4C07D	4C07D	4C07D	4C07D	4C07D	4C07D	4C07D	4C07D	4C07Cd	4C07Cd	4C07Cd	4C07Cd	4C07Cd	4C07Cd	4C07Cd
00110	21	R'S HSHLD BR/SR	5C07D	5C07D	5C07D	5C07D	5C07D	5C07D	5C07D	5C07D	5C07Cd	5C07Cd	5C07Cd	5C07Cd	5C07Cd	5C07Cd	5C07Cd
00110	21	R'S HSHLD BR/SR															
00120	21	R'S HSHLD GRPRN	1C07E	1C07E	1C07E	1C07E	1C07E	1C07E	1C07E	1C07E	1C07Ce	1C07Ce	1C07Ce	1C07Ce	1C07Ce	1C07Ce	1C07Ce
00120	21	R'S HSHLD GRPRNT	2C07E	2C07E	2C07E	2C07E	2C07E	2C07E	2C07E	2C07E	2C07Ce	2C07Ce	2C07Ce	2C07Ce	2C07Ce	2C07Ce	2C07Ce
00120	21	R'S HSHLD GRPRNT	3C07E	3C07E	3C07E	3C07E	3C07E	3C07E	3C07E	3C07E	3C07Ce	3C07Ce	3C07Ce	3C07Ce	3C07Ce	3C07Ce	3C07Ce
00120	21	R'S HSHLD GRPRNT	4C07E	4C07E	4C07E	4C07E	4C07E	4C07E	4C07E	4C07E	4C07Ce	4C07Ce	4C07Ce	4C07Ce	4C07Ce	4C07Ce	4C07Ce
00120	21	R'S HSHLD GRPRNT	5C07E	5C07E	5C07E	5C07E	5C07E	5C07E	5C07E	5C07E	5C07Ce	5C07Ce	5C07Ce	5C07Ce	5C07Ce	5C07Ce	5C07Ce
00120	21	R'S HSHLD GRPRNT															
00130	21	R'S HSHLD SPOUS	1C07F	1C07F	1C07F	1C07F	1C07F	1C07F	1C07F	1C07F	1C07Cf	1C07Cf	1C07Cf	1C07Cf	1C07Cf	1C07Cf	1C07Cf
00130	21	R'S HSHLD SPOUSE	2C07F	2C07F	2C07F	2C07F	2C07F	2C07F	2C07F	2C07F	2C07Cf	2C07Cf	2C07Cf	2C07Cf	2C07Cf	2C07Cf	2C07Cf
00130	21	R'S HSHLD SPOUSE	3C07F	3C07F	3C07F	3C07F	3C07F	3C07F	3C07F	3C07F	3C07Cf	3C07Cf	3C07Cf	3C07Cf	3C07Cf	3C07Cf	3C07Cf
00130	21	R'S HSHLD SPOUSE	4C07F	4C07F	4C07F	4C07F	4C07F	4C07F	4C07F	4C07F	4C07Cf	4C07Cf	4C07Cf	4C07Cf	4C07Cf	4C07Cf	4C07Cf
00130	21	R'S HSHLD SPOUSE	5C07F	5C07F	5C07F	5C07F	5C07F	5C07F	5C07F	5C07F	5C07Cf	5C07Cf	5C07Cf	5C07Cf	5C07Cf	5C07Cf	5C07Cf
00130	21	R'S HSHLD SPOUSE															
00140	21	R'S HSHLD CHLDR	1C07G	1C07G	1C07G	1C07G	1C07G	1C07G	1C07G	1C07G	1C07Cg	1C07Cg	1C07Cg	1C07Cg	1C07Cg	1C07Cg	1C07Cg
00140	21	R'S HSHLD CHLDRN	2C07G	2C07G	2C07G	2C07G	2C07G	2C07G	2C07G	2C07G	2C07Cg	2C07Cg	2C07Cg	2C07Cg	2C07Cg	2C07Cg	2C07Cg
00140	21	R'S HSHLD CHLDRN	3C07G	3C07G	3C07G	3C07G	3C07G	3C07G	3C07G	3C07G	3C07Cg	3C07Cg	3C07Cg	3C07Cg	3C07Cg	3C07Cg	3C07Cg
00140	21	R'S HSHLD CHLDRN	4C07G	4C07G	4C07G	4C07G	4C07G	4C07G	4C07G	4C07G	4C07Cg	4C07Cg	4C07Cg	4C07Cg	4C07Cg	4C07Cg	4C07Cg
00140	21	R'S HSHLD CHLDRN	5C07G	5C07G	5C07G	5C07G	5C07G	5C07G	5C07G	5C07G	5C07Cg	5C07Cg	5C07Cg	5C07Cg	5C07Cg	5C07Cg	5C07Cg
00140	21	R'S HSHLD CHLDRN															
00150	21	R'S HSHLD RELTV	1C07H	1C07H	1C07H	1C07H	1C07H	1C07H	1C07H	1C07H	1C07Ch	1C07Ch	1C07Ch	1C07Ch	1C07Ch	1C07Ch	1C07Ch
00150	21	R'S HSHLD RELTVS	2C07H	2C07H	2C07H	2C07H	2C07H	2C07H	2C07H	2C07H	2C07Ch	2C07Ch	2C07Ch	2C07Ch	2C07Ch	2C07Ch	2C07Ch
00150	21	R'S HSHLD RELTVS															
00150	21	R'S HSHLD RELTVS	3C07H	3C07H	3C07H	3C07H	3C07H	3C07H	3C07H	3C07H	3C07Ch	3C07Ch	3C07Ch	3C07Ch	3C07Ch	3C07Ch	3C07Ch
00150	21	R'S HSHLD RELTVS	4C07H	4C07H	4C07H	4C07H	4C07H	4C07H	4C07H	4C07H	4C07Ch	4C07Ch	4C07Ch	4C07Ch	4C07Ch	4C07Ch	4C07Ch
00150	21	R'S HSHLD RELTVS	5C07H	5C07H	5C07H	5C07H	5C07H	5C07H	5C07H	5C07H	5C07Ch	5C07Ch	5C07Ch	5C07Ch	5C07Ch	5C07Ch	5C07Ch
00150	21	R'S HSHLD RELTVS															



Item Ref. No.	Page Loc. in Vol.	ITEM DESCRIPTION (ABBREVIATED)	QUESTIONNAIRE LOCATION BY YEAR (FORM, SECTION, AND QUESTION NUMBER)															
			1976	1977	1978	1979	1980	1981	1982	1983	1984	1985	1986	1987	1988	1989	1990	

R03: BACKGROUND. Living arrangements and household characteristics (continued)

00150	21	R'S HSHLD RELTVS	4C07H	4C07H	4C07H	4C07H	4C07H	4C07H	4C07H	4C07H	4C07Ch	4C07Ch	4C07Ch	4C07Ch	4C07Ch	4C07Ch	4C07Ch
00150	21	R'S HSHLD RELTVS	5C07H	5C07H	5C07H	5C07H	5C07H	5C07H	5C07H	5C07H	5C07Ch	5C07Ch	5C07Ch	5C07Ch	5C07Ch	5C07Ch	5C07Ch
00150	21	R'S HSHLD RELTVS															
00160	21	R'S HSHLD NONRL	1C07I	1C07I	1C07I	1C07I	1C07I	1C07I	1C07I	1C07I	1C07Ci	1C07Ci	1C07Ci	1C07Ci	1C07Ci	1C07Ci	1C07Ci
00160	21	R'S HSHLD NONRL	2C07I	2C07I	2C07I	2C07I	2C07I	2C07I	2C07I	2C07I	2C07Ci	2C07Ci	2C07Ci	2C07Ci	2C07Ci	2C07Ci	2C07Ci
00160	21	R'S HSHLD NONRLT	3C07I	3C07I	3C07I	3C07I	3C07I	3C07I	3C07I	3C07I	3C07Ci	3C07Ci	3C07Ci	3C07Ci	3C07Ci	3C07Ci	3C07Ci
00160	21	R'S HSHLD NONRLT	4C07I	4C07I	4C07I	4C07I	4C07I	4C07I	4C07I	4C07I	4C07Ci	4C07Ci	4C07Ci	4C07Ci	4C07Ci	4C07Ci	4C07Ci
00160	21	R'S HSHLD NONRLT	5C07I	5C07I	5C07I	5C07I	5C07I	5C07I	5C07I	5C07I	5C07Ci	5C07Ci	5C07Ci	5C07Ci	5C07Ci	5C07Ci	5C07Ci
00160	21	R'S HSHLD NONRLT															

S01: DEVIANCE and VICTIMIZATION. Delinquent behaviors

06520	113	FRQ FIGHT PARNTS	2A19A	2A19A	2A19A	2A19A	2A19A	2A19A	2A19A	2A19A	2A19A	2A19A	2A19A	2A19A	2A19A	2A19A	2A19A
06520		FRQ FIGHT PARNTS															
06530	113	FRQ HIT SUPRVISR	2A19B	2A19B	2A19B	2A19B	2A19B	2A19B	2A19B	2A19B	2A19B	2A19B	2A19B	2A19B	2A19B	2A19B	2A19B
06530		FRQ HIT SUPRVISR															
06540	113	FRQ FGT WRK/SCHL	2A19C	2A19C	2A19C	2A19C	2A19C	2A19C	2A19C	2A19C	2A19C	2A19C	2A19C	2A19C	2A19C	2A19C	2A19C
06540		FRQ FGT WRK/SCHL															
06550	113	FRQ GANG FIGHT	2A19D	2A19D	2A19D	2A19D	2A19D	2A19D	2A19D	2A19D	2A19D	2A19D	2A19D	2A19D	2A19D	2A19D	2A19D
06550		FRQ GANG FIGHT															
06560	113	FRQ HURT SM1 BAD	2A19E	2A19E	2A19E	2A19E	2A19E	2A19E	2A19E	2A19E	2A19E	2A19E	2A19E	2A19E	2A19E	2A19E	2A19E
06560		FRQ HURT SM1 BAD															
06570	114	FRQ THREAT WEAPN	2A19F	2A19F	2A19F	2A19F	2A19F	2A19F	2A19F	2A19F	2A19F	2A19F	2A19F	2A19F	2A19F	2A19F	2A19F
06570		FRQ THREAT WEAPN															
06580	114	FRQ STEAL <\$50	2A19G	2A19G	2A19G	2A19G	2A19G	2A19G	2A19G	2A19G	2A19G	2A19G	2A19G	2A19G	2A19G	2A19G	2A19G
06580		FRQ STEAL <\$50															
06590	114	FRQ STEAL >\$50	2A19H	2A19H	2A19H	2A19H	2A19H	2A19H	2A19H	2A19H	2A19H	2A19H	2A19H	2A19H	2A19H	2A19H	2A19H
06590		FRQ STEAL >\$50															
06600	114	FRQ SHOPLIFT	2A19I	2A19I	2A19I	2A19I	2A19I	2A19I	2A19I	2A19I	2A19I	2A19I	2A19I	2A19I	2A19I	2A19I	2A19I
06600		FRQ SHOPLIFT															
06610	114	FRQ CAR THEFT	2A19J	2A19J	2A19J	2A19J	2A19J	2A19J	2A19J	2A19J	2A19J	2A19J	2A19J	2A19J	2A19J	2A19J	2A19J
06610		FRQ CAR THEFT															
06620	114	FRQ STEAL CAR PT	2A19K	2A19K	2A19K	2A19K	2A19K	2A19K	2A19K	2A19K	2A19K	2A19K	2A19K	2A19K	2A19K	2A19K	2A19K
06620		FRQ STEAL CAR PT															
06630	114	FRQ TRESPAS BLDG	2A19L	2A19L	2A19L	2A19L	2A19L	2A19L	2A19L	2A19L	2A19L	2A19L	2A19L	2A19L	2A19L	2A19L	2A19L
06630		FRQ TRESPAS BLDG															
06640	115	FRQ ARSON	2A19M	2A19M	2A19M	2A19M	2A19M	2A19M	2A19M	2A19M	2A19M	2A19M	2A19M	2A19M	2A19M	2A19M	2A19M
06640		FRQ ARSON															
06650	115	FRQ DMG SCH PPTY	2A19N	2A19N	2A19N	2A19N	2A19N	2A19N	2A19N	2A19N	2A19N	2A19N	2A19N	2A19N	2A19N	2A19N	2A19N
06650		FRQ DMG SCH PPTY															
06660	115	FRQ DMG WK PRPTY	2A19O	2A19O	2A19O	2A19O	2A19O	2A19O	2A19O	2A19O	2A19O	2A19O	2A19O	2A19O	2A19O	2A19O	2A19O
06660		FRQ DMG WK PRPTY															
06670		FRQ TRUBL POLICE	2A19P	2A19P	2A19P	2A19P	2A19P	2A19P	2A19P	2A19P	2A19P	2A19P	2A19P	2A19P	2A19P	2A19P	2A19P
06670		FRQ TRUBL POLICE															
23610		FRQ SELL DRUGS															
25720	118	4WKS WEAPON@SCHL															
25880	115	ARRSTD&TKN 2 POL															
29590	227	#DA GUN SCHL/4WK															

S02: DEVIANCE and VICTIMIZATION. Driving violations and accidents

00650	26	#X/12MO R TCKTD	1C28	1C28	1C28	1C28	1C28	1C28	1C28	1C28	1C28	1C28	1C28	1C28	1C28	1C28	1C28
00650	26	#X/12MO R TCKTD	2C28	2C28	2C28	2C28	2C28	2C28	2C28	2C28	2C28	2C28	2C28	2C28	2C28	2C28	2C28
00650	26	#X/12MO R TCKTD	3C28	3C28	3C28	3C28	3C28	3C28	3C28	3C28	3C28	3C28	3C28	3C28	3C28	3C28	3C28
00650	26	#X/12MO R TCKTD	4C28	4C28	4C28	4C28	4C28	4C28	4C28	4C28	4C28	4C28	4C28	4C28	4C28	4C28	4C28
00650	26	#X/12MO R TCKTD	5C28	5C28	5C28	5C28	5C28	5C28	5C28	5C28	5C28	5C28	5C28	5C28	5C28	5C28	5C28
00650	26	#X/12MO R TCKTD														6C28	6C28
00660	26	#TCKTS AFT DRNK	1C29A	1C29A	1C29A	1C29A	1C29A	1C29A	1C29A	1C29A	1C29A	1C29A	1C29A	1C29A	1C29A	1C29A	1C29A
00660	26	#TCKTS AFT DRNK	2C29A	2C29A	2C29A	2C29A	2C29A	2C29A	2C29A	2C29A	2C29A	2C29A	2C29A	2C29A	2C29A	2C29A	2C29A
00660	26	#TCKTS AFT DRNK	3C29A	3C29A	3C29A	3C29A	3C29A	3C29A	3C29A	3C29A	3C29A	3C29A	3C29A	3C29A	3C29A	3C29A	3C29A
00660	26	#TCKTS AFT DRNK	4C29A	4C29A	4C29A	4C29A	4C29A	4C29A	4C29A	4C29A	4C29A	4C29A	4C29A	4C29A	4C29A	4C29A	4C29A
00660	26	#TCKTS AFT DRNK	5C29A	5C29A	5C29A	5C29A	5C29A	5C29A	5C29A	5C29A	5C29A	5C29A	5C29A	5C29A	5C29A	5C29A	5C29A
00660	26	#TCKTS AFT DRNK														6C29A	6C29A
00670	27	#TCKTS AFT MARJ	1C29B	1C29B	1C29B	1C29B	1C29B	1C29B	1C29B	1C29B	1C29B	1C29B	1C29B	1C29B	1C29B	1C29B	1C29B
00670	27	#TCKTS AFT MARJ	2C29B	2C29B	2C29B	2C29B	2C29B	2C29B	2C29B	2C29B	2C29B	2C29B	2C29B	2C29B	2C29B	2C29B	2C29B
00670	27	#TCKTS AFT MARJ	3C29B	3C29B	3C29B	3C29B	3C29B	3C29B	3C29B	3C29B	3C29B	3C29B	3C29B	3C29B	3C29B	3C29B	3C29B
00670	27	#TCKTS AFT MARJ	4C29B	4C29B	4C29B	4C29B	4C29B	4C29B	4C29B	4C29B	4C29B	4C29B	4C29B	4C29B	4C29B	4C29B	4C29B
00670	27	#TCKTS AFT MARJ	5C29B	5C29B	5C29B	5C29B	5C29B	5C29B	5C29B	5C29B	5C29B	5C29B	5C29B	5C29B	5C29B	5C29B	5C29B
00670	27	#TCKTS AFT MARJ														6C29B	6C29B
00680	27	#TCKTS AFT OTDG	1C29C	1C29C	1C29C	1C29C	1C29C	1C29C	1C29C	1C29C	1C29C	1C29C	1C29C	1C29C	1C29C	1C29C	1C29C
00680	27	#TCKTS AFT OTDG	2C29C	2C29C	2C29C	2C29C	2C29C	2C29C	2C29C	2C29C	2C29C	2C29C	2C29C	2C29C	2C29C	2C29C	2C29C
00680	27	#TCKTS AFT OTDG	3C29C	3C29C	3C29C	3C29C	3C29C	3C29C	3C29C	3C29C	3C29C	3C29C	3C29C	3C29C	3C29C	3C29C	3C29C
00680	27	#TCKTS AFT OTDG	4C29C	4C29C	4C29C	4C29C	4C29C	4C29C	4C29C	4C29C	4C29C	4C29C	4C29C	4C29C	4C29C	4C29C	4C29C
00680	27	#TCKTS AFT OTDG	5C29C	5C29C	5C29C	5C29C	5C29C	5C29C	5C29C	5C29C	5C29C	5C29C	5C29C	5C29C	5C29C	5C29C	5C29C
00680	27	#TCKTS AFT OTDG														6C29C	6C29C
00690	27	#ACCDINTS/12 MO	1C30	1C30	1C30	1C30	1C30	1C30	1C30	1C30	1C30	1C30	1C30	1C30	1C30	1C30	1C30
00690	27	#ACCDINTS/12 MO	2C30	2C30	2C30	2C30	2C30	2C30	2C30	2C30	2C30	2C30	2C30	2C30	2C30	2C30	2C30
00690	27	#ACCDINTS/12 MO	3C30	3C30	3C30	3C30	3C30	3C30	3C30	3C30	3C30	3C30	3C30	3C30	3C30	3C30	3C30
00690	27	#ACCDINTS/12 MO	4C30	4C30	4C30	4C30	4C30	4C30	4C30	4C30	4C30	4C30	4C30	4C30	4C30	4C30	4C30
00690	27	#ACCDINTS/12 MO	5C30	5C30	5C30	5C30	5C30	5C30	5C30	5C30	5C30	5C30	5C30	5C30	5C30	5C30	5C30
00690	27	#ACCDINTS/12 MO														6C30	6C30
00700	27	#ACDTS AFT DRNK	1C31A	1C31A	1C31A	1C31A	1C31A	1C31A	1C31A	1C31A	1C31A	1C31A	1C31A	1C31A	1C31A	1C31A	1C31A
00700	27	#ACDTS AFT DRNK	2C31A	2C31A	2C31A	2C31A	2C31A	2C31A	2C31A	2C31A	2C31A	2C31A	2C31A	2C31A	2C31A	2C31A	2C31A
00700	27	#ACDTS AFT DRNK	3C31A	3C31A	3C31A	3C31A	3C31A	3C31A	3C31A	3C31A	3C31A	3C31A	3C31A	3C31A	3C31A	3C31A	3C31A

351

[illegible]

R03: BACKGROUND. Living arrangements and household characteristics (continued)


[illegible]

S01: DEVIANCE and VICTIMIZATION. Delinquent behaviors

[illegible]

S02: DEVIANCE and VICTIMIZATION. Driving violations and accidents

[illegible]



Item Ref. No.	Page Loc. in Vol.	ITEM DESCRIPTION (ABBREVIATED)	QUESTIONNAIRE LOCATION BY YEAR (FORM, SECTION, AND QUESTION NUMBER)																
			1976	1977	1978	1979	1980	1981	1982	1983	1984	1985	1986	1987	1988	1989	1990		

S02: DEVIANCE and VICTIMIZATION. Driving violations and accidents (continued)

00700	27	#ACDTS AFT DRNK	4C31A	4C31A	4C31A	4C31A	4C31A	4C31A	4C31A	4C31A	4C31A	4C31A	4C31A	4C31A	4C31A	4C31A	4C31A	4C31A
00700	27	#ACDTS AFT DRNK	5C31A	5C31A	5C31A	5C31A	5C31A	5C31A	5C31A	5C31A	5C31A	5C31A	5C31A	5C31A	5C31A	5C31A	5C31A	5C31A
00700	27	#ACDTS AFT DRNK																
00710	27	#ACDTS AFT MARJ	1C31B	1C31B	1C31B	1C31B	1C31B	1C31B	1C31B	1C31B	1C31B	1C31B	1C31B	1C31B	1C31B	1C31B	1C31B	1C31B
00710	27	#ACDTS AFT MARJ	2C31B	2C31B	2C31B	2C31B	2C31B	2C31B	2C31B	2C31B	2C31B	2C31B	2C31B	2C31B	2C31B	2C31B	2C31B	2C31B
00710	27	#ACDTS AFT MARJ	3C31B	3C31B	3C31B	3C31B	3C31B	3C31B	3C31B	3C31B	3C31B	3C31B	3C31B	3C31B	3C31B	3C31B	3C31B	3C31B
00710	27	#ACDTS AFT MARJ	4C31B	4C31B	4C31B	4C31B	4C31B	4C31B	4C31B	4C31B	4C31B	4C31B	4C31B	4C31B	4C31B	4C31B	4C31B	4C31B
00710	27	#ACDTS AFT MARJ	5C31B	5C31B	5C31B	5C31B	5C31B	5C31B	5C31B	5C31B	5C31B	5C31B	5C31B	5C31B	5C31B	5C31B	5C31B	5C31B
00720	27	#ACDTS AFT OTDG	1C31C	1C31C	1C31C	1C31C	1C31C	1C31C	1C31C	1C31C	1C31C	1C31C	1C31C	1C31C	1C31C	1C31C	1C31C	1C31C
00720	27	#ACDTS AFT OTDG	2C31C	2C31C	2C31C	2C31C	2C31C	2C31C	2C31C	2C31C	2C31C	2C31C	2C31C	2C31C	2C31C	2C31C	2C31C	2C31C
00720	27	#ACDTS AFT OTDG	3C31C	3C31C	3C31C	3C31C	3C31C	3C31C	3C31C	3C31C	3C31C	3C31C	3C31C	3C31C	3C31C	3C31C	3C31C	3C31C
00720	27	#ACDTS AFT OTDG	4C31C	4C31C	4C31C	4C31C	4C31C	4C31C	4C31C	4C31C	4C31C	4C31C	4C31C	4C31C	4C31C	4C31C	4C31C	4C31C
00720	27	#ACDTS AFT OTDG	5C31C	5C31C	5C31C	5C31C	5C31C	5C31C	5C31C	5C31C	5C31C	5C31C	5C31C	5C31C	5C31C	5C31C	5C31C	5C31C
00720	27	#ACDTS AFT OTDG																
22210		USE SEATBLT-DRVR												2E22	2E23	2E23	2E23	2E23
22210	28	USE SEATBLT-DRVR																
22220		USE SEATBLT-RIDR												2E23	2E24	2E24	2E24	2E24
22220	28	USE SEATBLT-RIDR																

S03: DEVIANCE and VICTIMIZATION. Victimization experiences

06680	115	SM1 ROB YRS <\$50	2A20A	2A20A	2A20A	2A20A	2A20A	2A20A	2A20A	2A20A	2A20A	2A20A	2A20A	2A20A	2A20A	2A20A	2A20A	2A20A
06690	115	SM1 ROB YRS >\$50	2A20B	2A20B	2A20B	2A20B	2A20B	2A20B	2A20B	2A20B	2A20B	2A20B	2A20B	2A20B	2A20B	2A20B	2A20B	2A20B
06700	115	SM1 DMG YR PRPTY	2A20C	2A20C	2A20C	2A20C	2A20C	2A20C	2A20C	2A20C	2A20C	2A20C	2A20C	2A20C	2A20C	2A20C	2A20C	2A20C
06710	116	SM1 INJR U W/WPN	2A20D	2A20D	2A20D	2A20D	2A20D	2A20D	2A20D	2A20D	2A20D	2A20D	2A20D	2A20D	2A20D	2A20D	2A20D	2A20D
06720	116	SM1 THRTN U W/WP	2A20E	2A20E	2A20E	2A20E	2A20E	2A20E	2A20E	2A20E	2A20E	2A20E	2A20E	2A20E	2A20E	2A20E	2A20E	2A20E
06730	116	SM1 INJR YU -WPN	2A20F	2A20F	2A20F	2A20F	2A20F	2A20F	2A20F	2A20F	2A20F	2A20F	2A20F	2A20F	2A20F	2A20F	2A20F	2A20F
06740	116	SM1 THRT U W/INJ	2A20G	2A20G	2A20G	2A20G	2A20G	2A20G	2A20G	2A20G	2A20G	2A20G	2A20G	2A20G	2A20G	2A20G	2A20G	2A20G
09871	158	SM1 SCL ROB <\$50																
09871		SM1 SCL ROB <\$50	4E11A															
09871		SM1 SCL ROB <\$50				5E06A	5E08A	5E13A										
09872	159	SM1 SCL ROB >\$50		3E10B	3E10B				3E08B	3E08B	3E08B	3E08B	3E08B	3E08B	3E08B	3E08B	3E08B	3E08B
09872		SM1 SCL ROB >\$50	4E11B															
09872		SM1 SCL ROB >\$50				5E06B	5E08B	5E13B										
09873	159	SM1 SCL DMG PRTY		3E10C	3E10C				3E08C	3E08C	3E08C	3E08C	3E08C	3E08C	3E08C	3E08C	3E08C	3E08C
09873		SM1 SCL DMG PRTY	4E11C															
09873		SM1 SCL DMG PRTY				5E06C	5E08C	5E13C										
09874	159	SM1 SCL IN U W/W		3E10D	3E10D				3E08D	3E08D	3E08D	3E08D	3E08D	3E08D	3E08D	3E08D	3E08D	3E08D
09874		SM1 SCL IN U W/W	4E11D															
09874		SM1 SCL IN U W/W				5E06D	5E08D	5E13D										
09875	159	SM1 SCL TH U W/W		3E10E	3E10E				3E08E	3E08E	3E08E	3E08E	3E08E	3E08E	3E08E	3E08E	3E08E	3E08E
09875		SM1 SCL TH U W/W	4E11E															
09875		SM1 SCL TH U W/W				5E06E	5E08E	5E13E										
09876	159	SM1 SCL IN U -WP		3E10F	3E10F				3E08F	3E08F	3E08F	3E08F	3E08F	3E08F	3E08F	3E08F	3E08F	3E08F
09876		SM1 SCL IN U -WP	4E11F															
09876		SM1 SCL IN U -WP				5E06F	5E08F	5E13F										
09877	159	SM1 SCL TH U W/I		3E10G	3E10G				3E08G	3E08G	3E08G	3E08G	3E08G	3E08G	3E08G	3E08G	3E08G	3E08G
09877		SM1 SCL TH U W/I	4E11G															
09877		SM1 SCL TH U W/I				5E06G	5E08G	5E13G										

T01: HEALTH. Symptoms

08850		OFTN SHRTNS BRTH	3D02A	3D02A*	3D02A	3D02A	3D02A	3D02A	3D02A	3D02A	3D02A	3D02A	3D02A	3D02A	3D02A	3D02A	3D02A	3D02A
08860		OFTN HEART BEATG	3D02B	3D02B*	3D02B	3D02B	3D02B	3D02B	3D02B	3D02B	3D02B	3D02B	3D02B	3D02B	3D02B	3D02B	3D02B	3D02B
08870		OFTN SPLS DZZNS	3D02C	3D02C*	3D02C	3D02C	3D02C	3D02C	3D02C	3D02C	3D02C	3D02C	3D02C	3D02C	3D02C	3D02C	3D02C	3D02C
08880		OFTN HNDS TRMBLE	3D02D	3D02D*	3D02D	3D02D	3D02D	3D02D	3D02D	3D02D	3D02D	3D02D	3D02D	3D02D	3D02D	3D02D	3D02D	3D02D
08890		OFTN HNDS SWEATG	3D02E	3D02E*	3D02E	3D02E	3D02E	3D02E	3D02E	3D02E	3D02E	3D02E	3D02E	3D02E	3D02E	3D02E	3D02E	3D02E
08900		OFTN CDNT GT GNG	3D02F	3D02F*	3D02F	3D02F	3D02F	3D02F	3D02F	3D02F	3D02F	3D02F	3D02F	3D02F	3D02F	3D02F	3D02F	3D02F
21310	96	#DA HEADACHE							1D15A	1D15A	1D15A	1D15A	1D15A	1D15A	1D15A	1D15A	1D15A	1D15A
21320	96	#DA SORE THROAT							1D15B	1D15B	1D15B	1D15B	1D15B	1D15B	1D15B	1D15B	1D15B	1D15B
21330	97	#DA SINUS CONG							1D15C	1D15C	1D15C	1D15C	1D15C	1D15C	1D15C	1D15C	1D15C	1D15C
21340	97	#DA COUGHING							1D15D	1D15D	1D15D	1D15D	1D15D	1D15D	1D15D	1D15D	1D15D	1D15D
21350	97	#DA CHEST COLD							1D15E	1D15E	1D15E	1D15E	1D15E	1D15E	1D15E	1D15E	1D15E	1D15E
21360	97	#DA COUGH PHLM							1D15F	1D15F	1D15F	1D15F	1D15F	1D15F	1D15F	1D15F	1D15F	1D15F
21370	97	#DA SHORT BRTH							1D15G	1D15G	1D15G	1D15G	1D15G	1D15G	1D15G	1D15G	1D15G	1D15G
21380	97	#DA WHEEZING							1D15H	1D15H	1D15H	1D15H	1D15H	1D15H	1D15H	1D15H	1D15H	1D15H
21390	98	#DA TRBL REMEM							1D15I	1D15I	1D15I	1D15I	1D15I	1D15I	1D15I	1D15I	1D15I	1D15I
21400	98	#DA DFCT THINK							1D15J	1D15J	1D15J	1D15J	1D15J	1D15J	1D15J	1D15J	1D15J	1D15J
21410	98	#DA TRBL LEARN							1D15K	1D15K	1D15K	1D15K	1D15K	1D15K	1D15K	1D15K	1D15K	1D15K
21420	98	#DA TRBL SLEEP							1D15L	1D15L	1D15L	1D15L	1D15L	1D15L	1D15L	1D15L	1D15L	1D15L
21430	98	#DA TRBL START							1D15M	1D15M	1D15M	1D15M	1D15M	1D15M	1D15M	1D15M	1D15M	1D15M
21440	98	#DA STAY HOME							1D15N	1D15N	1D15N	1D15N	1D15N	1D15N	1D15N	1D15N	1D15N	1D15N
21520	100	RLTV PHY HEALTH							1D018	1D018	1D018	1D018	1D018	1D018	1D018	1D018	1D018	1D018

T02: HEALTH. Habits

05890	104	DALY ACTV SPORTS	2A02H	2A02H	2A02H	2A02H	2A02H	2A02H	2A02H	2A02H	2A02H	2A02H	2A02H	2A02H	2A02H	2A02H	2A02H	2A02H
05890	220	DALY ACTV SPORTS																
20690		ATTN TO NUTRITON																
20700		MIN CHOLESTEROL				2E15A												
20710		AVOID ADDITIVES				2E15B												
20720		TRY GET EXERCISE				2E15D												
20730		CNTRL OWN HEALTH				2E16												

353

S02: DEVIANCE and VICTIMIZATION. Driving violations and accidents (continued)

S03: DEVIANCE and VICTIMIZATION. Victimization experiences

T01: HEALTH. Symptoms

T02: HEALTH. Habits

*=item text changed from previous year



Item Ref. No.	Page Loc. in Vol.	ITEM DESCRIPTION (ABBREVIATED)	QUESTIONNAIRE LOCATION BY YEAR (FORM, SECTION, AND QUESTION NUMBER)															
			1976	1977	1978	1979	1980	1981	1982	1983	1984	1985	1986	1987	1988	1989	1990	

T02: HEALTH. Habits (continued)

20740	133	OFTN EAT BRKFST				2E17A	2E17A	2E17A	2E20A	2E20A	2E21A	2E21A	2E21A	2E22A	2E22A	2E22A	2E22A
20740	200	OFTN EAT BRKFST															
20750	134	OFTN EAT GN VEG				2E17B	2E17B	2E17B	2E20B	2E20B	2E21B	2E21B	2E21B	2E22B	2E22B	2E22B	2E22B
20750	201	OFTN EAT GN VEG															
20760	134	OFTN EAT FRUIT				2E17C	2E17C	2E17C	2E20C	2E20C	2E21C	2E21C	2E21C	2E22C	2E22C	2E22C	2E22C
20760	201	OFTN EAT FRUIT															
20770	134	OFTN EXERCISE				2E17D	2E17D	2E17D	2E20D	2E20D	2E21D	2E21D	2E21D	2E22D	2E22D	2E22D	2E22D
20770	201	OFTN EXERCISE															
20780	134	OFTN 7HRS SLEEP				2E17E	2E17E	2E17E	2E20E	2E20E	2E21E	2E21E	2E21E	2E22E	2E22E	2E22E	2E22E
20780	201	OFTN 7HRS SLEEP															
20790	134	OFTN SLEEP <SHLD				2E17F	2E17F	2E17F	2E20F	2E20F	2E21F	2E21F	2E21F	2E22F	2E22F	2E22F	2E22F
20790	201	OFTN SLEEP <SHLD															
22210		USE SEATBLT-DRVR											2E22	2E23	2E23	2E23	2E23
22210	28	USE SEATBLT-DRVR														6C32	6C32
22220		USE SEATBLT-RIDR											2E23	2E24	2E24	2E24	2E24
22220	28	USE SEATBLT-RIDR														6C33	6C33
32520	219	#DA/WK ACTV 60 M															
32530	219	#DA/WK GYM CLASS															
32540	211	# ENERGY DRINKS/															
32550	211	# ENERGY SHOTS/D															
32560	211	# REG SOFT DRINK															
32570	211	# DIET SOFT DRIN															
32680	219	#SEMESTERS/YR GY															

T03: HEALTH. Height and weight

22150		CURRENT HEIGHT											1D019	1D019	1D019	1D019	1D019
22155	100	CURRENT HEIGHT 3															
22155	200	CURRENT HEIGHT 3															
22160		CURRENT WEIGHT											1D020	1D020	1D020	1D020	1D020
22165	101	CURRENT WEIGHT 3															
22165	200	CURRENT WEIGHT 3															

T04: HEALTH. Medical treatment

21450	99	#X/12M DOC-CHEK							1D16A	1D16A	1D16A	1D16A	1D16A	1D16A	1D16A	1D16A	1D16A
21460	99	#X/12M DOC-FGHT							1D16B	1D16B	1D16B	1D16B	1D16B	1D16B	1D16B	1D16B	1D16B
21470	99	#X/12M DOC-INJ							1D16C	1D16C	1D16C	1D16C	1D16C	1D16C	1D16C	1D16C	1D16C
21480	99	#X/12M DOC-ILL							1D16D	1D16D	1D16D	1D16D	1D16D	1D16D	1D16D	1D16D	1D16D
21490	99	#X/12M DOC-PSY							1D16E	1D16E	1D16E	1D16E	1D16E	1D16E	1D16E	1D16E	1D16E
21500	99	#X/12M HSP-INJ							1D17A	1D17A	1D17A	1D17A	1D17A	1D17A	1D17A	1D17A	1D17A
21510	100	#X/12M HSP-ILL							1D17B	1D17B	1D17B	1D17B	1D17B	1D17B	1D17B	1D17B	1D17B
22360	89	ATTND DRG TRTMN												1B104	1B104	1B104	1B098
22370	89	RCV DRG COUNSEL												1B105	1B105	1B105	1B099

355

T02: HEALTH. Habits (continued)

T03: HEALTH. Height and weight

T04: HEALTH. Medical treatment

[illegible]

Appendix A

Sampling Error Estimates and Tables*

All of the percentages reported in this volume are really *estimates* of the response percentages that would have been obtained if, instead of using a sample survey, we had asked all high schools throughout the United States to participate and in all schools that agreed to participate we had invited the whole senior class to fill out the questionnaires. The question naturally arises: How accurate are the present percentage estimates based on a limited number of schools and seniors? For any particular percentage resulting from a sample survey we cannot know exactly how much error has resulted from sampling, but we can make reasonably good estimates of “confidence intervals” – ranges within which the “true” population value is very likely to fall. The word “true” in this context is defined quite narrowly; it refers only to the value that would be found if we had set out to survey the total population—all high school seniors in the United States. Thus, this concept of “true” population value does *not* take account of biases that might occur due to refusals, distortion of responses, faulty question wording, and other factors. Each of these sources of possible error is discussed in the “Representativeness and Validity” section of the Introduction to this volume. The reader is urged to review this material and take it into account along with the sampling error estimates included in this appendix.

The estimation of confidence intervals in surveys involving complex samples can be a highly complicated combination of statistical science plus informed judgment. It is an area in which there is no single “right answer” or “best approach.” We suspect that many of those using this volume will not be especially interested in *how* we have chosen to solve the problems involved in estimating

confidence intervals, so long as we provide guidelines that can be applied in a fairly simple and straightforward manner. This appendix is designed to accomplish that. Appendix B provides a more extensive discussion of how we obtained the confidence intervals shown here, and it also provides guidelines for computing specific confidence intervals for a wider range of possible applications than can be covered in the tables provided in this appendix.

A very rough example of a confidence interval can be stated in these terms: for percentages based on the total sample (all five questionnaire forms), the “true” values are rarely more than 1.5 percent higher or lower than the percentage estimates reported in this volume. How rarely? The chances are much lower than 1 in 20. Indeed, many of the percentages reported for the total sample are accurate to within 1 percent.

Of course, most of the data reported here are based on items included only in one or another of the five questionnaire forms. Since such percentages are based on only one-fifth of the total sample, they are somewhat less accurate. The loss in accuracy is less than might be imagined, however, for reasons spelled out in Appendix B. For present purposes, it is enough to say that percentages based on 3,000 or more seniors responding to one questionnaire form are rarely (less than 1 in 20) farther than 2.4 percent away from the “true” value.

We have thus far provided two very rough illustrations of confidence intervals—a range of ± 1.5 percent for percentages based on the total sample and a range of ± 2.4 percent for percentages based on the number of seniors responding to one questionnaire form. While these two intervals

*Appendixes A and B, which discuss estimates of sampling errors and design effects, were written when there were five questionnaire forms used in each annual survey; a sixth form was added beginning in 1989. Because we believe that there would be very little change in estimates of sampling errors, or in design effects, we have not revised these appendixes to reflect the added form.

provide some notion of the overall range of accuracy of the sample, they fall short of our needs in a number of respects. We need to be able to assign confidence intervals for subgroups such as males, females, those who plan to complete college, and so forth, all of which involve smaller numbers of cases and, thus, some reduction in accuracy. We also need to take account of the fact that, other things being equal, confidence intervals grow smaller when one moves from the middle of the scale (percentages near 50 percent) to the extremes (e.g., 4 percent or 96 percent). Further, we need to provide guidelines for evaluating the difference between two percentages: for example, we may wish to know whether an increase in the percentage of daily marijuana users from one year to the next is large enough to be considered a statistically significant change.

Each of the requirements mentioned above is taken into account in the tables of confidence intervals that follow.

Confidence Intervals for Single Percentages

Table A-1 provides confidence intervals for single percentages that are reasonably good approximations for most *variables* and for most *subgroups* (as well as for the total sample). The table entries slightly underestimate the confidence intervals for regional subgroups and for blacks. These underestimates can be corrected reasonably well by multiplying the entries in Table A-1 by a factor of 1.1 for data based on a single form and by a factor of 1.33 for data based on all five forms. A more serious problem is that the table entries substantially underestimate the confidence intervals for certain variables that tend to be somewhat homogeneous within schools, as well as other factors likely to show clustering according to geographical area or socioeconomic level. A discussion of some of these variables is provided at the end of this appendix.

Table A-1 accommodates various numbers of cases (presented as different columns in the table) and various percentages (presented as different rows in the table). The table entries, when added to and subtracted from the observed percentage, establish the 95 percent confidence interval (calculated as 1.96 sampling errors). Thus, for example, to determine the accuracy of a result of 67.4 percent based on a sample of 1,632 cases, one should first look for the closest values in the table

(in this case, about 70 percent and a number of cases approximately equal to 1,500); next, determine the values to be added to and subtracted from the observed percentage (in this case, the values would be +2.8 percent and -2.9 percent); and then compute the confidence interval around the observed percentage of 67.4 percent (in this case, an interval ranging from 64.5 percent to 70.2 percent). This procedure yields an interval such that, for most variables, the chances are 95 in 100 that, if all high school seniors in the country had been asked to participate in the survey, the resulting percentage would fall within the interval.

Confidence Intervals for Differences between Two Percentages

Table A-2 provides confidence intervals for differences between certain percentages. Specifically, the table can be used for *comparisons* between males and females, between those who do and do not plan to complete four years of college, and between those falling into different categories of the five-level index of drug usage. The above comparisons are appropriate for data from any single year (e.g., male seniors in 1976 compared with female seniors in 1976 or the "marijuana only" seniors in 1977 compared with the "no illicit drugs" seniors in 1977). Table A-2 is also useful in assessing *one-year* trends for any of the above subgroups as well as for the total sample. For example, one may be interested in a confidence interval (or significance level) for the difference between the percentage of female seniors in 1977 who used marijuana and the percentage of female seniors in 1978 who did so. The values in Table A-2 are appropriate for confidence intervals across adjacent years (e.g., 1976 compared with 1977), provided the same subgroup (e.g., females) is being considered both years. The confidence intervals for comparisons across nonadjacent years (e.g., 1976 compared with 1978) are slightly larger.

With appropriate corrections, the entries in Table A-2 can be used for trends covering more than one year and for trends or comparisons involving regional subgroups and blacks. Each of these applications requires some upward adjustment of the table entries; guidelines for such adjustments are provided in the notes accompanying Table A-2.

For information on the derivation of Table A-2 and for guidelines to be used in computing confidence intervals not covered in that table, the

reader is referred to Appendix B.

In order to find the appropriate confidence interval in Table A-2, one must first locate that portion of the table that deals with percentage values closest to the two percentages being compared (for example, if one wished to compare a value of 28.1 percent with one of 35.4 percent, the " $p = 30$ percent or 70 percent" portion of the table would be closest). The next step is to locate the specific table entry that corresponds most closely to the numbers of cases involved in the two percentages being compared (e.g., if those numbers were 1,478 and 1,563 for 28.1 percent and 35.4 percent, the correct table entry would be 3.9 percent). That table entry, when added to and subtracted from the difference between the two percentages, yields the 95 percent confidence interval for the difference. (In the above illustration, that would be 7.3 percent \pm 3.9 percent, or an interval from 3.4 percent to 11.2 percent.) The chances are only 1 in 20 that the "true" difference between two percentages lies outside of this interval.

Another use of Table A-2 is to test whether a difference between two percentages is "statistically significant." If the table entry is smaller than the difference between the two percentages (as is true in the above illustration), then the difference is statistically significant at the 95 percent level (sometimes indicated as $p < .05$).

Some Cautions

The tables provided here are based on averages of large numbers of sampling errors computed across a wide range of the variables that appear in this volume, as well as across all of the subgroups for which data are reported here. We are confident that the values in the tables are reasonably accurate for most purposes, but we must repeat the caution that the tables slightly underestimate confidence intervals for the following groups and comparisons:

- Blacks
- Regions (Northeast, North Central, South, West)
- Comparisons among regions
- Comparisons across nonadjacent years
(e.g., 1976 vs. 1978)

A more important problem is that the tables substantially underestimate the confidence intervals for certain variables that, for various reasons, show greater than average homogeneity within schools. After an extensive, but by no means exhaustive,

sampling of the kinds of variables that might show such clustering by school, we can provide the following examples of the kinds of variables for which Tables A-1 and A-2 substantially underestimate the confidence intervals.

Variables Related to Educational Background and Aspirations. The questionnaire items dealing with father's education, mother's education, high school curriculum (college preparatory vs. all others), and plans for completing four years of college all show an appreciable amount of clustering by school. Accordingly, for such variables the confidence intervals provided in the tables should be doubled.

Other items dealing with plans for technical/vocational schooling, a two-year college program, or graduate/professional study also require adjustment. The confidence intervals in the tables should be multiplied by a factor of 1.5 in order to be applicable to these variables.

It seems clear that the common factor underlying these particular variables is the tendency for family socioeconomic level to be somewhat homogeneous within school districts—some schools serve wealthier populations than do others. That makes the form of sampling we use somewhat less efficient for measuring those variables (such as those listed above) that are closely associated with family socioeconomic level. Therefore, we urge the reader to treat with caution any variables that are likely to be strongly linked to socioeconomic factors. In the absence of more specific computations of sampling errors, a good rule of thumb for dealing with such variables would be to double the confidence intervals provided in Tables A-1 and A-2.

Variables Related to Geographic Location. Another category of variables that are somewhat homogeneous within schools and school districts consists of those things that reflect differences in region and/or urbanicity. An obvious example is a background question asking where the respondent grew up: the response category on a "farm" shows a very high degree of clustering within schools. One would have to more than double the confidence intervals in the tables to deal with such a measure. Similarly, high clustering was found for some responses about religious preference; for example, those whose preference is Baptist are located primarily in the South (and probably heavily in rural areas), whereas those whose preference is Jewish are located primarily in the

Northeast (especially in larger cities). The confidence intervals in Tables A-1 and A-2 should be multiplied by a factor as large as 3 in order to be applicable to such variables.

Other variables that show some greater than average homogeneity within schools include such ideologically related dimensions as frequency of attending religious services, importance of religion, and political preference. Still other variables showing high homogeneity, probably because of their association with urbanicity, include driving (percentage who do not drive at all), working (percentage with no job), and household composition (percentage with father not living in the home). For each of the variables mentioned in this paragraph, the confidence intervals in Tables A-1 and A-2 should be multiplied by a factor of about 1.5.

Variables Involving Use of Alcohol and Marijuana. Extensive work has been done to compute sampling errors and confidence intervals for the drug use measures included in this volume (see

Johnston, Bachman, and O'Malley, 1977, 1979, 1982; Johnston, O'Malley, and Bachman, 1984, especially Appendix B). Most drug use variables show sampling errors that lie within the range of those provided in Tables A-1 and A-2. Usage levels for alcohol and marijuana, however, show some degree of homogeneity within schools, thus requiring that the table levels be adjusted. For items dealing with alcohol use, the entries in Table A-1 should be multiplied by a factor of 1.6; for items dealing with marijuana use, the correction factor is 1.35.

As noted earlier, this appendix has presented guidelines for using the tables of confidence intervals provided herein. Those readers interested in learning more about the rationale underlying such tables, the procedures used to derive the particular tables presented here, and guidelines for further computations of confidence intervals may consult Appendix B of this volume.

Notes to Table A-1

Caution: The entries in this table systematically underestimate confidence intervals for regional subgroups and for blacks. In order to correct these underestimates, the table entries should be multiplied by a factor of 1.1 for data from a single form and by a factor of 1.33 for data based on five forms. Further cautions and corrections are required for some specific variables that relate educational background and aspirations, geographic

location, and the use of alcohol and marijuana (see discussion in the final sections of Appendix A).

The values in this table, when added to and subtracted from an observed percentage, establish the 95 percent confidence interval around that percentage, incorporating a design effect. Table values were calculated using the following formula (adapted from Hays, 1973, p. 379):

$$\text{lower limit} = p - \frac{2N'p + (1.96)^2 - 1.96 \sqrt{4N'p(1-p) + (1.96)^2}}{2[N' + (1.96)^2]}$$

$$\text{upper limit} = \frac{2N'p + (1.96)^2 + 1.96 \sqrt{4N'p(1-p) + (1.96)^2}}{2[N' + (1.96)^2]} - p$$

where p = the proportion, N' is the "effective N ," and $N' = N/(1.3 + 0.00015N)$.
(See Appendix B for a discussion of the concept of "effective N .")

Table A-1
Confidence Intervals (95% Level) around Percentage Values

		Number of Cases																	
		100	200	300	400	500	700	1,000	1,500	2,000	2,500	3,000	3,500	4,000	5,000	7,000	10,000	15,000	20,000
99%	+	0.9	0.8	0.7	0.7	0.6	0.6	0.5	0.5	0.4	0.4	0.4	0.4	0.3	0.3	0.3	0.3	0.3	0.2
	-	5.6	3.2	2.4	1.9	1.7	1.3	1.1	0.8	0.7	0.6	0.6	0.6	0.5	0.5	0.4	0.4	0.3	0.3
97%	+	2.1	1.8	1.6	1.4	1.3	1.2	1.0	0.9	0.8	0.8	0.7	0.7	0.6	0.6	0.6	0.5	0.5	0.5
	-	6.6	4.1	3.2	2.6	2.3	1.9	1.6	1.3	1.1	1.0	0.9	0.9	0.8	0.8	0.7	0.6	0.6	0.5
95%	+	3.1	2.5	2.2	2.0	1.8	1.6	1.4	1.2	1.1	1.0	0.9	0.9	0.9	0.8	0.7	0.7	0.6	0.6
	-	7.4	4.7	3.7	3.1	2.7	2.3	1.9	1.5	1.4	1.2	1.1	1.1	1.0	0.9	0.8	0.8	0.7	0.7
90%	+	4.9	3.8	3.3	2.9	2.7	2.3	2.0	1.7	1.5	1.4	1.3	1.3	1.2	1.1	1.0	0.9	0.9	0.8
	-	8.8	5.8	4.6	4.0	3.5	2.9	2.5	2.0	1.8	1.6	1.5	1.4	1.4	1.3	1.1	1.0	0.9	0.9
85%	+	6.6	4.8	4.1	3.6	3.3	2.9	2.5	2.1	1.9	1.7	1.6	1.5	1.5	1.4	1.2	1.1	1.0	1.0
	-	9.7	6.6	5.3	4.5	4.0	3.4	2.9	2.4	2.1	1.9	1.8	1.7	1.6	1.5	1.3	1.2	1.1	1.1
80%	+	7.4	5.6	4.7	4.2	3.8	3.3	2.8	2.4	2.1	2.0	1.8	1.7	1.7	1.5	1.4	1.3	1.2	1.1
	-	10.3	7.1	5.7	4.9	4.4	3.7	3.1	2.6	2.3	2.1	2.0	1.8	1.8	1.6	1.5	1.3	1.2	1.2
70%	+	9.1	6.8	5.6	5.0	4.5	3.9	3.3	2.8	2.5	2.3	2.1	2.0	1.9	1.8	1.6	1.5	1.4	1.3
	-	11.1	7.7	6.3	5.5	4.9	4.2	3.5	2.9	2.6	2.4	2.2	2.1	2.0	1.8	1.7	1.5	1.4	1.3
50%	+	11.0	7.9	6.5	5.7	5.1	4.4	3.7	3.1	2.8	2.5	2.4	2.2	2.1	2.0	1.8	1.6	1.5	1.4
	-	11.0	7.9	6.5	5.7	5.1	4.4	3.7	3.1	2.8	2.5	2.4	2.2	2.1	2.0	1.8	1.6	1.5	1.4
30%	+	11.1	7.7	6.3	5.5	4.9	4.2	3.5	2.9	2.6	2.4	2.2	2.1	2.0	1.8	1.7	1.5	1.4	1.3
	-	9.1	6.8	5.6	5.0	4.5	3.9	3.3	2.8	2.5	2.3	2.1	2.0	1.9	1.8	1.6	1.5	1.4	1.3
20%	+	10.3	7.1	5.7	4.9	4.4	3.7	3.1	2.6	2.3	2.1	2.0	1.8	1.8	1.6	1.5	1.3	1.2	1.2
	-	7.4	5.6	4.7	4.2	3.8	3.3	2.8	2.4	2.1	2.0	1.8	1.7	1.7	1.5	1.4	1.3	1.2	1.1
15%	+	9.7	6.6	5.3	4.5	4.0	3.4	2.9	2.4	2.1	1.9	1.8	1.7	1.6	1.5	1.3	1.2	1.1	1.1
	-	6.3	4.8	4.1	3.6	3.3	2.9	2.5	2.1	1.9	1.7	1.6	1.5	1.5	1.4	1.2	1.1	1.0	1.0
10%	+	8.8	5.8	4.6	4.0	3.5	2.9	2.5	2.0	1.8	1.6	1.5	1.4	1.4	1.3	1.1	1.0	0.9	0.9
	-	4.9	3.8	3.3	2.9	2.7	2.3	2.0	1.7	1.5	1.4	1.3	1.3	1.2	1.1	1.0	0.9	0.9	0.8
5%	+	7.4	4.7	3.7	3.1	2.7	2.3	1.9	1.5	1.4	1.2	1.1	1.1	1.0	0.9	0.8	0.8	0.7	0.7
	-	3.1	2.5	2.2	2.0	1.8	1.6	1.4	1.2	1.1	1.0	0.9	0.9	0.9	0.8	0.7	0.7	0.6	0.6
3%	+	6.6	4.1	3.2	2.6	2.3	1.9	1.6	1.3	1.1	1.0	0.9	0.9	0.8	0.8	0.7	0.6	0.6	0.5
	-	2.1	1.8	1.6	1.4	1.3	1.2	1.0	0.9	0.8	0.8	0.7	0.7	0.6	0.6	0.6	0.5	0.5	0.5
1%	+	5.6	3.2	2.4	1.9	1.7	1.3	1.1	0.8	0.7	0.6	0.6	0.6	0.5	0.5	0.4	0.4	0.3	0.3
	-	0.9	0.8	0.7	0.7	0.6	0.6	0.5	0.5	0.4	0.4	0.4	0.4	0.3	0.3	0.3	0.3	0.3	0.2

Notes to Table A-2

The entries in this table (which appear on the next four pages) are appropriate for *comparisons* between (a) males and females, (b) those who do and do not plan four years of college, and (c) those falling into different categories of the five-level index of drug usage. The table entries are also appropriate for *one-year trends* for the total sample and any of the subgroups except region. Most other trends and subgroup comparisons require that the table entries be multiplied by an adjustment factor, given below.

Outline of Steps to Follow (see text of appendix for illustrations)

1. Locate the portion of the table with “*p*” values closest to the two percentages being compared.
2. Locate the specific entry closest to the weighted *N*s for the two percentages.
3. Multiply that entry by any necessary adjustment factor (see below).
4. That table value (or adjusted table value), when added to and subtracted from the difference between the two percentages, yields the 95 percent confidence interval for the difference.
5. Also, if the table value (or adjusted table value) is smaller than the difference between the two percentages, then the difference may be described as “statistically significant at the 95 percent level.”

Adjustment Factors	Adjustment Factor (to be multiplied by table entry)
For comparisons between blacks and whites	
based on single-form data	*
based on five-form data	1.25
For comparisons between any two regions	
based on single-form data	1.15
based on five-form data	1.50
For one-year trends involving any region	
based on single-form data	*
based on five-form data	1.25
For trends over two or more years involving any region	
based on single-form data	*
based on five-form data	1.35
For trends over two or more years involving all other groups	
based on single-form data	*
based on five-form data	1.15

*Indicates that no adjustment is necessary for category shown.

Note: The table entries were calculated using the following formula: $1.96 \sqrt{p(1-p) \frac{1}{N'_1} + \frac{1}{N'_2}}$

where $N'_1 = N_1/\text{DEFF}$, $N'_2 = N_2/\text{DEFF}$, and $\text{DEFF} = 1.3 + 0.000075 \left[\frac{N_1 N_2}{(N_1 + N_2)} \right]$

		$N_1 =$	100	200	300	400	500	700	1,000	1,500	2,000	3,000	4,000	5,000	7,000	10,000	15,000	20,000
$N_2 =$	100	3.2																
	200	2.7	2.2															
	300	2.6	2.0	1.8														
	400	2.5	1.9	1.7	1.6													
	500	2.4	1.9	1.6	1.5	1.4									$p = 1\%$ or 99%			
	700	2.4	1.8	1.6	1.4	1.3	1.2											
	1,000	2.3	1.7	1.5	1.3	1.2	1.1	1.0										
	1,500	2.3	1.7	1.4	1.3	1.2	1.0	0.9	0.8									
	2,000	2.3	1.7	1.4	1.2	1.1	1.0	0.9	0.8	0.7								
	3,000	2.3	1.6	1.4	1.2	1.1	1.0	0.8	0.7	0.7	0.6							
	4,000	2.3	1.6	1.4	1.2	1.1	0.9	0.8	0.7	0.7	0.6	0.6						
	5,000	2.3	1.6	1.3	1.2	1.1	0.9	0.8	0.7	0.6	0.6	0.5	0.5					
	7,000	2.3	1.6	1.3	1.2	1.1	0.9	0.8	0.7	0.6	0.5	0.5	0.5	0.4				
	10,000	2.2	1.6	1.3	1.2	1.0	0.9	0.8	0.7	0.6	0.5	0.5	0.5	0.4	0.4			
	15,000	2.2	1.6	1.3	1.2	1.0	0.9	0.8	0.6	0.6	0.5	0.5	0.4	0.4	0.4	0.4		
	20,000	2.2	1.6	1.3	1.1	1.0	0.9	0.8	0.6	0.6	0.5	0.5	0.4	0.4	0.4	0.3	0.3	
		$N_1 =$	100	200	300	400	500	700	1,000	1,500	2,000	3,000	4,000	5,000	7,000	10,000	15,000	20,000
$N_2 =$	100	5.4																
	200	4.7	3.8															
	300	4.4	3.5	3.1														
	400	4.3	3.3	2.9	2.7													
	500	4.2	3.2	2.8	2.6	2.4									$p = 3\%$ or 97%			
	700	4.1	3.1	2.7	2.4	2.3	2.1											
	1,000	4.0	3.0	2.5	2.3	2.1	1.9	1.8										
	1,500	4.0	2.9	2.4	2.2	2.0	1.8	1.6	1.5									
	2,000	3.9	2.9	2.4	2.1	1.9	1.7	1.5	1.4	1.3								
	3,000	3.9	2.8	2.3	2.1	1.9	1.7	1.5	1.3	1.2	1.1							
	4,000	3.9	2.8	2.3	2.0	1.9	1.6	1.4	1.2	1.1	1.0	0.9						
	5,000	3.9	2.8	2.3	2.0	1.8	1.6	1.4	1.2	1.1	1.0	0.9	0.9					
	7,000	3.9	2.8	2.3	2.0	1.8	1.6	1.4	1.2	1.0	0.9	0.9	0.8	0.8				
	10,000	3.9	2.8	2.3	2.0	1.8	1.5	1.3	1.1	1.0	0.9	0.8	0.8	0.7	0.7			
	15,000	3.8	2.7	2.3	2.0	1.8	1.5	1.3	1.1	1.0	0.9	0.8	0.7	0.7	0.6	0.6		
	20,000	3.8	2.7</															

		$N_1 =$	100	200	300	400	500	700	1,000	1,500	2,000	3,000	4,000	5,000	7,000	10,000	15,000	20,000
$N_2 =$	100	6.9																
	200	6.0	4.9															
	300	5.6	4.5	4.0														
	400	5.5	4.3	3.8	3.5													
	500	5.4	4.1	3.6	3.3	3.1												
	700	5.2	3.9	3.4	3.1	2.9	2.7											
	1,000	5.1	3.8	3.2	2.9	2.7	2.5	2.2										
	1,500	5.1	3.7	3.1	2.8	2.6	2.3	2.1	1.9									
	2,000	5.0	3.6	3.1	2.7	2.5	2.2	2.0	1.7	1.6								
	3,000	5.0	3.6	3.0	2.6	2.4	2.1	1.9	1.6	1.5	1.4							
	4,000	5.0	3.6	3.0	2.6	2.4	2.1	1.8	1.6	1.4	1.3	1.2						
	5,000	4.9	3.6	2.9	2.6	2.3	2.0	1.8	1.5	1.4	1.2	1.2	1.1					
	7,000	4.9	3.5	2.9	2.6	2.3	2.0	1.7	1.5	1.3	1.2	1.1	1.0	1.0				
	10,000	4.9	3.5	2.9	2.5	2.3	2.0	1.7	1.4	1.3	1.1	1.1	1.0	0.9	0.9			
	15,000	4.9	3.5	2.9	2.5	2.3	2.0	1.7	1.4	1.3	1.1	1.0	1.0	0.9	0.8	0.8		
	20,000	4.9	3.5	2.9	2.5	2.3	1.9	1.7	1.4	1.3	1.1	1.0	0.9	0.9	0.8	0.7	0.7	
			$N_1 =$	100	200	300	400	500	700	1,000	1,500	2,000	3,000	4,000	5,000	7,000	10,000	15,000
$N_2 =$	100	9.5																
	200	8.2	6.7															
	300	7.8	6.2	5.5														
	400	7.5	5.9	5.2	4.8													
	500	7.4	5.7	4.9	4.6	4.3												
	700	7.2	5.4	4.7	4.3	4.0	3.7											
	1,000	7.1	5.2	4.5	4.0	3.7	3.4	3.1										
	1,500	7.0	5.1	4.3	3.8	3.5	3.2	2.8	2.6									
	2,000	6.9	5.0	4.2	3.7	3.4	3.0	2.7	2.4	2.2								
	3,000	6.9	4.9	4.1	3.6	3.3	2.9	2.6	2.2	2.1	1.9							
	4,000	6.8	4.9	4.1	3.6	3.3	2.8	2.5	2.2	2.0	1.8	1.7						
	5,000	6.8	4.9	4.0	3.6	3.2	2.8	2.4	2.1	1.9	1.7	1.6	1.5					
	7,000	6.8	4.9	4.0	3.5	3.2	2.8	2.4	2.0	1.8	1.6	1.5	1.4	1.3				
	10,000	6.8	4.8	4.0	3.5	3.2	2.7	2.3	2.0	1.8	1.6	1.4	1.4	1.3	1.2			
	15,000	6.8	4.8	4.0	3.5	3.1	2.7	2.3	2.0	1.8	1.5	1.4	1.3	1.2	1.1	1.1		
	20,000	6.8	4.8	4.0	3.5	3.1	2.7	2.3	1.9	1.7	1.5	1.4	1.3	1.2	1.1	1.0	1.0	

		$N_1 =$	100	200	300	400	500	700	1,000	1,500	2,000	3,000	4,000	5,000	7,000	10,000	15,000	20,000
$N_2 =$	100																	
	200	11.3																
	300	9.8	8.0															
	400	9.3	7.3	6.6														
	500	9.0	7.0	6.2	5.7													
	700	8.8	6.7	5.9	5.4	5.1												
	1,000	8.6	6.5	5.6	5.1	4.8	4.4											
	1,500	8.4	6.2	5.3	4.8	4.5	4.0	3.7										
	2,000	8.3	6.1	5.1	4.6	4.2	3.8	3.4	3.0									
	3,000	8.2	6.0	5.0	4.5	4.1	3.6	3.2	2.9	2.7								
	4,000	8.2	5.9	4.9	4.3	3.9	3.5	3.0	2.7	2.5	2.2							
	5,000	8.1	5.8	4.9	4.3	3.9	3.4	2.9	2.6	2.3	2.1	2.0						
	7,000	8.1	5.8	4.8	4.2	3.8	3.3	2.9	2.5	2.3	2.0	1.9	1.8					
	10,000	8.1	5.8	4.8	4.2	3.8	3.2	2.8	2.4	2.1	1.9	1.7	1.6	1.5	1.4			
	15,000	8.1	5.7	4.7	4.1	3.7	3.2	2.7	2.3	2.1	1.8	1.7	1.6	1.4	1.3	1.3		
	20,000	8.0	5.7	4.7	4.1	3.7	3.2	2.7	2.3	2.1	1.8	1.6	1.5	1.4	1.3	1.2	1.2	
		$N_1 =$	100	200	300	400	500	700	1,000	1,500	2,000	3,000	4,000	5,000	7,000	10,000	15,000	20,000
$N_2 =$	100																	
	200	12.7																
	300	11.0	9.0															
	400	10.4	8.2	7.4														
	500	10.0	7.8	6.9	6.4													
	700	9.8	7.5	6.6	6.1	5.7												
	1,000	9.6	7.2	6.2	5.7	5.3	4.9											
	1,500	9.4	7.0	6.0	5.4	5.0	4.5	4.1										
	2,000	9.3	6.8	5.7	5.1	4.7	4.2	3.8	3.4									
	3,000	9.2	6.7	5.6	5.0	4.6	3.6	3.2	3.0	2.9								
	4,000	9.1	6.6	5.5	4.9	4.4	3.9	3.4	3.0	2.8	2.5							
	5,000	9.1	6.5	5.4	4.8	4.3	3.8	3.3	2.9	2.6	2.4	2.2						
	7,000	9.1	6.5	5.4	4.7	4.3	3.7	3.2	2.8	2.6	2.3	2.1	2.0					
	10,000	9.1	6.5	5.4	4.7	4.2	3.7	3.2	2.7	2.5	2.2	2.0	1.9	1.8				
	15,000	9.0	6.5	5.3	4.7	4.2	3.6	3.1	2.7	2.4	2.1	1.9	1.8	1.7	1.6			
	20,000	9.0	6.4	5.3	4.6	4.2	3.6	3.1	2.6	2.3	2.0	1.9	1.7	1.6	1.5	1.4		

Table A-2 (continued)

	$N_1 =$	100	200	300	400	500	700	1,000	1,500	2,000	3,000	4,000	5,000	7,000	10,000	15,000	20,000
$N_2 =$	100	14.5															
	200	12.6	10.3														
	300	11.9	9.4	8.4													
	400	11.5	8.9	7.9	7.3												
	500	11.3	8.6	7.6	7.0	6.6							$p = 30\% \text{ or } 70\%$				
	700	11.0	8.3	7.2	6.5	6.1	5.6										
	1,000	10.8	8.0	6.8	6.2	5.7	5.2	4.7									
	1,500	10.6	7.8	6.6	5.9	5.4	4.8	4.3	3.9								
	2,000	10.6	7.7	6.4	5.7	5.2	4.6	4.1	3.7	3.4							
	3,000	10.5	7.6	6.3	5.6	5.1	4.4	3.9	3.4	3.2	2.9						
	4,000	10.4	7.5	6.2	5.5	5.0	4.3	3.8	3.3	3.0	2.7	2.5					
	5,000	10.4	7.5	6.2	5.4	4.9	4.3	3.7	3.2	2.9	2.6	2.4	2.3				
	7,000	10.4	7.4	6.1	5.4	4.9	4.2	3.6	3.1	2.5	2.3	2.2	2.1	2.2			
	10,000	10.4	7.4	6.1	5.3	4.8	4.2	3.6	3.0	2.7	2.4	2.2	2.1	1.9	1.8		
	15,000	10.3	7.4	6.1	5.3	4.8	4.1	3.5	3.0	2.7	2.3	2.1	2.0	1.8	1.7	1.6	
	20,000	10.3	7.4	6.1	5.3	4.8	4.1	3.5	3.0	2.6	2.3	2.1	2.0	1.8	1.7	1.6	1.5
	$N_1 =$	100	200	300	400	500	700	1,000	1,500	2,000	3,000	4,000	5,000	7,000	10,000	15,000	20,000
$N_2 =$	100	15.8															
	200	13.7	11.2														
	300	13.0	10.3	9.2													
	400	12.6	9.8	8.6	8.0												
	500	12.3	9.4	8.2	7.6	7.2							$p = 35\% \text{ or } 65\%$				
	700	12.0	9.0	7.8	7.1	6.7	6.1										
	1,000	11.8	8.7	7.5	6.7	6.2	5.6	5.1									
	1,500	11.6	8.5	7.2	6.4	5.9	5.3	4.7	4.3								
	2,000	11.5	8.4	7.0	6.2	5.7	5.1	4.5	4.0	3.7							
	3,000	11.4	8.2	6.9	6.1	5.5	4.8	4.3	3.7	3.4	3.1						
	4,000	11.4	8.2	6.8	6.0	5.4	4.7	4.1	3.6	3.3	3.0	2.8					
	5,000	11.3	8.1	6.7	5.9	5.4	4.7	4.1	3.5	3.2	2.8	2.7	2.5				
	7,000	11.3	8.1	6.7	5.9	5.3	4.6	4.0	3.4	3.1	2.7	2.5	2.4	2.2			
	10,000	11.3	8.1	6.7	5.8	5.3	4.5	3.9	3.3	3.0	2.6	2.4	2.3	2.1	2.0		
	15,000	11.3	8.0	6.6	5.8	5.2	4.5	3.8	3.3	2.9	2.5	2.3	2.2	2.0	1.9	1.8	
	20,000	11.3	8.0	6.6	5.8	5.2	4.5	3.8	3.2	2.9	2.5	2.3	2.1	2.0	1.8	1.7	1.6

Appendix B

Procedures Used to Derive Design Effects and Sampling Errors*

Appendix A provided a very brief and relatively nontechnical explanation of sampling error estimates, accompanied by two tables of confidence intervals that can be used to ascertain the accuracy of most percentages reported in this volume. The present appendix is intended to provide some background concerning the strategy and rationale involved in computing these confidence intervals. It also offers guidance for those wishing to make sampling computations beyond those contained in Appendix A.

This appendix, like the first, is intended to be readable and usable by the nonstatistician. For that reason, we take the time to outline (albeit briefly) a number of relatively elementary factors involved in estimating confidence intervals.

Factors Influencing the Size of Confidence Intervals

The most straightforward types of samples, from a statistical standpoint at least, are simple random samples. In such samples the confidence limits for a proportion are influenced by the size of the sample or subgroups being considered and also by the size of the proportion. For example, the 95 percent confidence interval for a proportion p based on a simple random sample of N cases is approximated by: $p \pm 1.96 \sqrt{p(1-p)/N}$. In a complex probability sample such as the present one, there are a number of other factors that influence the size of confidence limits. This section lists all of the factors that have been taken into account in calculating confidence intervals for use with the data in this volume, beginning with the most simple factors and then proceeding to the more complex.

Number of Cases (N). Other things being equal, the larger a sample (or subgroup within a sample), the smaller or more precise will be the confidence interval for a percentage based on that sample. One of the factors determining the size of the confidence interval is $1/\sqrt{N}$. Thus, for example, if all other things were equal, a sample of 400 would have confidence intervals half as large (or twice as precise) as a sample of 100, because $1/\sqrt{400}$ is half as large as $1/\sqrt{100}$.

Size of Percentage. Other things being equal, percentage values around 50 percent have larger confidence intervals than higher or lower percentage values. This is because another of the factors determining the size of the confidence intervals is $\sqrt{p(1-p)}$, where p is a proportion ranging from 0 to 1.0 (or, to put it in percentage terms, the factor is $\sqrt{x\%(100-x\%)}$). Thus, for example, a proportion of either 0.1 or 0.9 (a percentage of either 10 percent or 90 percent) will have a confidence interval only three-fifths as large as the confidence interval around a proportion of 0.5 (or 50 percent), because $\sqrt{0.1(1-0.1)}$ is three-fifths as large as $\sqrt{0.5(1-0.5)}$.

Design Effects in Complex Samples. Under conditions of simple random sampling, a confidence interval can be determined solely on the basis of the number of cases and the percentage value involved. More complex samples such as the one used in the present study make use of stratification and clustering and often differential weighting of respondent scores, and these all influence sampling error. While stratification tends to heighten the precision of a sample, the effects of clustering and weighting reduce precision

*Appendixes A and B, which discuss estimates of sampling errors and design effects, were written when there were five questionnaire forms used in each annual survey; a sixth form was added beginning in 1989. Because we believe that there would be very little change in estimates of sampling errors, or in design effects, we have not revised these appendixes to reflect the added form.

(compared with a simple random sample of the same size). Therefore, it is not appropriate to apply the standard, simple random sampling formulas to such complex samples in order to obtain estimates of sampling errors, because they would almost always underestimate the actual sampling errors.

Methods exist for correcting for this underestimation, however. Kish (1965, p. 258) defines a correction term called the design effect (DEFF), where:

$$\text{DEFF} = \frac{\text{actual sampling variance}}{\text{expected sampling variance from a simple random sample with same number of elements}}$$

Thus, if the actual sampling variance in a complex sample is four times as large as the expected sampling variance from a simple random sample with the same number of cases, the DEFF is 4. Since confidence intervals are proportionate to the square root of variance, the confidence intervals for such a sample would be twice as large (because the square root of 4 is 2) as the confidence interval for a simple random sample with the same number of cases. A fairly simple and straightforward way of applying the concept of design effect may be to note that an increase in design effect has the same impact on precision as a reduction in the number of cases in a simple random sample. For example, a sample of 16,000 cases with a design effect of 4 would have the same degree of precision (the same size confidence intervals around various percentages) as a simple random sample of 4,000.

In principle, every different statistic resulting from a complex sample can have its own design effect, and different statistics in the same sample may have quite different design effects. However, it is not feasible to compute every design effect, nor would it be feasible to report every one. Thus, in practice, design effects are averaged across a number of statistics and these average values are used to determine the design effects for other statistics based on the sample. Sometimes a single design effect is applied to all statistics of a given type (e.g., percentages) for a given sample. In the present study, however, a rather extensive exploration of design effects revealed a number of systematic differences. These systematic differences have to do with the particular measures being examined, the subgroups involved, and the question of whether a trend over time is being

considered. The most consistent difference involves the number of cases in the group or subgroup for which the design effect is computed.

The Relationship between Subgroup Size and Design Effects. Kish, Groves, and Krotki (1976) have observed that design effects tend to be smaller for subgroups than for total samples; moreover, the smaller the subgroup, the smaller the design effect is likely to be. The explanation for this widespread phenomenon is that the average number of cases in each sampling cluster is an important factor in determining the size of the design effect; and as subgroup size decreases, so does this average number of cases per cluster. This point is illustrated by several subgroups treated in the present volume—males, females, those planning four years of college, and those not planning four years of college. All (or virtually all) of the schools in the sample have both male and female students, as well as some students who plan four years of college and others who do not. Thus, each of these four subgroups is spread more or less evenly across the full number of clusters (schools). Since each of these subgroups includes roughly half of the total sample, the average number of cases per cluster is about half as large as for the total sample, and this leads to a smaller design effect than is found for the total sample. Other subgroups involving different patterns of drug use are also distributed more or less evenly across all clusters and thus are subject to the same phenomenon of smaller design effects because of the smaller number of cases per cluster.

One very important exception to the pattern of smaller design effects for subgroups involves the four geographic region subgroups presented in this volume. These subgroups do not cut across all clusters; instead, regions have been described as "segregated" subgroups, in contrast to the "cross-class" subgroups discussed above. For such segregated subgroups, the average number of cases per cluster is about the same as is found in the total sample, and thus the design effects are not lower than those for the total sample (Kish et al., 1976). Another subgroup that is in some respects similar to regional subgroups is the category of blacks. Black respondents are not found equally across high schools throughout the United States. There are, of course, regional differences in proportions of blacks, and these contribute substantially to this lack of equal distribution. In addition, there are patterns of segregation in housing that continue to be reflected in the unequal distribution of blacks in

high schools. The net effect of these several factors is that the black subgroup in our sample is "partially segregated" in a sampling sense as well as in the more usual usage of that word. For that reason, the design effects for blacks are somewhat larger than for other subgroups of approximately similar size.

Because the subgroups consisting of blacks and the four regional groups all have larger design effects than do other subgroups of the same size, it is necessary to adjust the confidence intervals for these subgroups as indicated in Appendix A. (At a later point in the present appendix we will say more about these adjustment factors.)

One other kind of "subgroup" must be noted in this discussion of the relationship between subgroup size and design effects. One-fifth of the total sample filled out each of the five separate questionnaire forms, and thus the respondents to each of these forms may be viewed as a "cross-class" subgroup of the total sample. The average cluster size for a single form is exactly 20 percent of the average cluster size for the total sample. That means, of course, that the single-form samples (which are the basis for the large majority of the data presented in this volume) are distinctly more "efficient" than the sample based on all five forms. Accordingly, single-form data have much smaller design effects (as displayed later in this appendix).

Design Effects for Comparisons between Subgroups. We noted above that a number of subgroups treated in this volume can be described as "cross-class" subgroups, meaning that members of the subgroup are distributed more or less evenly across sampling clusters. For these kinds of subgroups, it turns out that *comparisons* are relatively efficient, from a sampling standpoint. The technical explanation for this phenomenon is that there is a higher degree of covariance between such subgroup pairs than would be the case in a comparison of independent subgroups. Now let us offer a fairly nontechnical illustration to indicate why this is so. Suppose that a researcher interested in the use of marijuana during the senior year of high school obtained data from five high schools concerning female seniors' marijuana use and data from five other high schools concerning male seniors' marijuana use. Suppose that the percentage values for marijuana use during senior year were as follows:

Female seniors (five schools):
60%, 20%, 65%, 30%, 50%

Male seniors (five other schools):
40%, 80%, 25%, 70%, 60%

Even though there is a difference of 10 percentage points between males and females (if the five schools in each case are averaged), there is still so much variability among schools that one would not conclude with very much confidence that females in general are less likely than males to use marijuana during the senior year of high school. Suppose, on the other hand, that the researcher had obtained data from a total of only five schools and had obtained data concerning both male and female seniors in each school as follows:

	Females	Males
School A	60%	70%
School B	20%	25%
School C	65%	80%
School D	30%	40%
School E	50%	60%

The same group of percentages, this time based on five pairings of males and females rather than independent observations, are much more strongly suggestive of systematic differences between the sexes.

A process analogous to that illustrated above is involved when "cross-class" subgroups are compared, and the increased accuracy or sampling efficiency is reflected in relatively small sampling errors and design effects.

Design Effects for Trends. Thus far this discussion of factors influencing design effects and confidence intervals has focused only on groups and subgroups within a single year. But one of the central purposes of the Monitoring the Future project is to monitor trends over time; indeed, the study procedures have been standardized across years insofar as possible in order to provide the opportunity for sensitive measurement of change. One of the factors designed to produce an added degree of consistency from one year to the next is the use of each school for two data collections, which means that for any two successive years half of the sample of schools is the same. This, plus the fact that the other half of the school sample in a given year is from the same primary sampling units as the half sample it replaced, means that there is a good deal of consistency in the sampling and clustering of the sample from one year to the next. As a result, when cross-year comparisons are made (say, between 1976 and 1977), the design effects are appreciably smaller (i.e., the efficiency is greater) than if completely independent samples of schools

had been drawn each year. In other words, the 1976 and 1977 samples are not independent; on the contrary, there is a considerable degree of covariance between them. A similar level of covariance occurs between any pair of adjacent-year samples (e.g., 1977 and 1978), because about half of the schools in both samples were the same. This covariance, or partial "matching," reduces the design effect for differences observed between adjacent years, compared to what they would have been with totally independent samples.

It follows from the discussion above that a trend over an interval greater than one year (e.g., a comparison between 1976 and 1978, which involves totally nonoverlapping school samples) is likely to have a design effect that is larger than that for a comparison between adjacent-year samples.

Variables with Unusually Large Design Effects. Kish et al. (1976) stress the importance of computing sampling errors for many kinds of variables, and they point out that they have found "very wide ranges in values of sampling errors (standard errors and design effects) between diverse variables within the same survey" (p. 21). Our own experience has been that, among most variables, the variation in sampling errors and design effects seems more random than consistent, and thus we are reasonably comfortable with the use of averaging procedures (described below) in order to derive a set of general purpose tables. There are some important exceptions to the above generalization, however. Variables that are likely to be grouped according to geographical area (region and/or urbanicity), as well as variables that may differ systematically from one school to another, show much higher than usual amounts of homogeneity within sample clusters. It follows necessarily that such variables also have much higher than usual design effects. The variables in the Monitoring the Future study that seem most likely to show such high design effects tend to be grouped into the questionnaire segment dealing with background factors and educational aspirations (Section C of all questionnaire forms). These variables were excluded from the process of computing overall design effects and the confidence intervals provided in Tables A-1 and A-2. Appendix A provides a further discussion of some of these variables and offers some suggestions for adjusting the confidence interval tables to deal with them.

Procedures Used in Deriving Design Effects and Tables of Confidence Intervals

Having taken some pains to review the several factors that can influence design effects and confidence intervals, it is now a fairly simple matter for us to summarize the steps followed to compute the tables of confidence intervals shown in Appendix A. We were heavily influenced in this effort by the work of Kish and his colleagues (Kish, 1965; Kish et al., 1976) in two ways. First, we followed their recommendation that sampling errors be computed and averaged across a goodly number of variables and subgroups. Second, we paid particular attention to their observation that design effects tend to be smaller for subgroups than for total samples (a point discussed earlier in this appendix).

Confidence Intervals for Single Percentages. Our procedure was to compute sampling errors and design effects for most of the variables that are common to all five forms (those in the C sections of all questionnaires and those in the B sections of Forms 2 through 5) and for every twentieth variable in the A, D, and E sections. (Form 1 was omitted because most of this form comprises drug-related items, and such items involve high proportions of missing data because respondents are instructed to skip over many questions that are not applicable to them.) Design effects were computed for each of the subgroups reported in this volume, as well as for the total sample. Design effects for each subgroup and for the total were averaged across variables for the C section material (all five forms), the B section material (drug use measures, all four forms), and the sampling of variables from the A, D, and E sections (single-form data). As noted earlier, the variables that showed unusually high levels of homogeneity within sample clusters were excluded from the C section variables when they were averaged. The 1977 data were used for this analysis. Later replication using 1976 data provided nearly identical values.

The averaging process consisted of taking a mean of the *square roots* of the design effects. Kish and his colleagues (1976) refer to the design effect as DEFF and to the square root of the design effect as DEFT; thus $\sqrt{\text{DEFF}} = \text{DEFT}$. We will find it useful to use this terminology in what follows. The rationale for computing means of DEFT rather than DEFF is that the former value is directly proportionate to the size of confidence intervals. A further reason for

doing so is that the values of DEFT approximate a normal distribution much more closely than do the values of DEFF, which are skewed upwards. (A comparison of mean DEFTs and median DEFTs showed them to be quite similar, something that certainly is not true of mean and median DEFFs.)

Bearing in mind that design effects tend to be smaller for subgroups than for total samples and bearing in mind also that confidence intervals are directly proportionate to DEFT and to \sqrt{N} , we plotted the mean DEFT values for the total sample and for all subgroups, in each case relating DEFT to \sqrt{N} . The results are shown in Figure B-1. Note that distinctions are made between "cross-class" and "segregated" subgroups and between mean DEFTs based on five forms and those based on single forms. (The \sqrt{N} values for the latter are, of course, much smaller.)*

Setting aside the "segregated" subgroups (regions and blacks) for the moment, it is clear that the rest of the mean DEFTs in Figure B-1 show a very clear and consistent pattern: the higher the value of \sqrt{N} , the higher the mean DEFT. It turns out that these mean DEFT values are very closely approximated by the function $\text{DEFT} = \sqrt{1.3 + 0.00015N}$, as shown by the solid line in the figure. (The function can also be stated as $\text{DEFF} = 1.3 + 0.00015N$.) The particular parameters in that function were derived empirically, but the basic function (i.e., $\text{DEFT} = \sqrt{a + bN}$) was adapted directly from the work of Kish et al. (1976).

Given the above function that fitted the mean DEFT values for the total sample and the "cross-class" subgroups, we returned to the problem of assigning DEFT values for the "segregated" subgroups. The simplest solution was to select two adjustment factors that could be multiplied by the confidence interval values in Table A-1. These adjustment factors are shown by the dashed lines in Figure B-1; they correspond to multiplying the "standard" DEFT (solid line) by a factor of 1.1 for single-form data and by a factor of 1.33 for five-form data. These adjustments, which were selected on empirical grounds, yield design effects for the "segregated" subgroups that are approximately equal to the design effects for the total sample (treating single-form and five-form data separately, of course). This is reassuring, since Kish et al. (1976) have reported that "segregated" subgroups can in general be expected to show design effects approximately equal to the design effects for the

total sample.

After the data in Figure B-1 were plotted and the form of the main function (indicated by the solid line) was determined, DEFT values for drug use measures (material in Section B of all forms) were checked. It was found that the DEFTs for only two drug categories, alcohol and marijuana, exceeded the values indicated by the function; accordingly, adjustment factors were developed for these two drugs (1.6 and 1.35, respectively).

Confidence Intervals for Differences between Two Percentages. Our procedure here was directly parallel to that followed in determining confidence intervals for single percentages. DEFT values for the differences between 1976 and 1977 percentages were computed using virtually the same set of items as used earlier. Also computed were mean DEFT values for comparisons in the same year between subgroups such as males and females, those who did and did not plan to complete four years of college, blacks and whites, pairings of regions, and pairings of drug use groups. It was found that, for any given level of N , the mean DEFT values for subgroup comparisons were quite similar to the mean DEFT values for one-year trends; accordingly, all of these mean DEFTs were included in Figure B-2, which plots mean DEFTs for differences between percentages. In this figure, as in Figure B-1, the strong relationship was evident between mean DEFTs and the numbers of cases in the two groups being compared. This relationship can be very closely approximated by the function $\text{DEFT} = \sqrt{1.3 + 0.000075N}$ (which can also be stated as $\text{DEFF} = 1.3 + 0.000075N$), where $N = 2N_1N_2/N_1 + N_2$.

It was expected on grounds of sampling theory that, as we found earlier, the function that fit most differences between percentages would not fit differences involving regions and differences involving blacks. In fact, the data indicated that some adjustment is necessary for black-white comparisons using data from all five forms and, also, for comparisons as well as trends involving any region. We have not tried to show those adjustments in Figure B-2, but the several values involved are shown in the guidelines to Table A-2.

It was also expected on the grounds of sampling theory that trends across an interval of two or more years would show somewhat higher values of DEFT than one-year trends. It turned out that this was true only for data from all five forms; data based on one form only did not show significantly

*The five-form data consisted of C section material, excluding those variables related to region, urbanicity, and/or socioeconomic level.

Figure B-1
Design Effects for Single Percentages

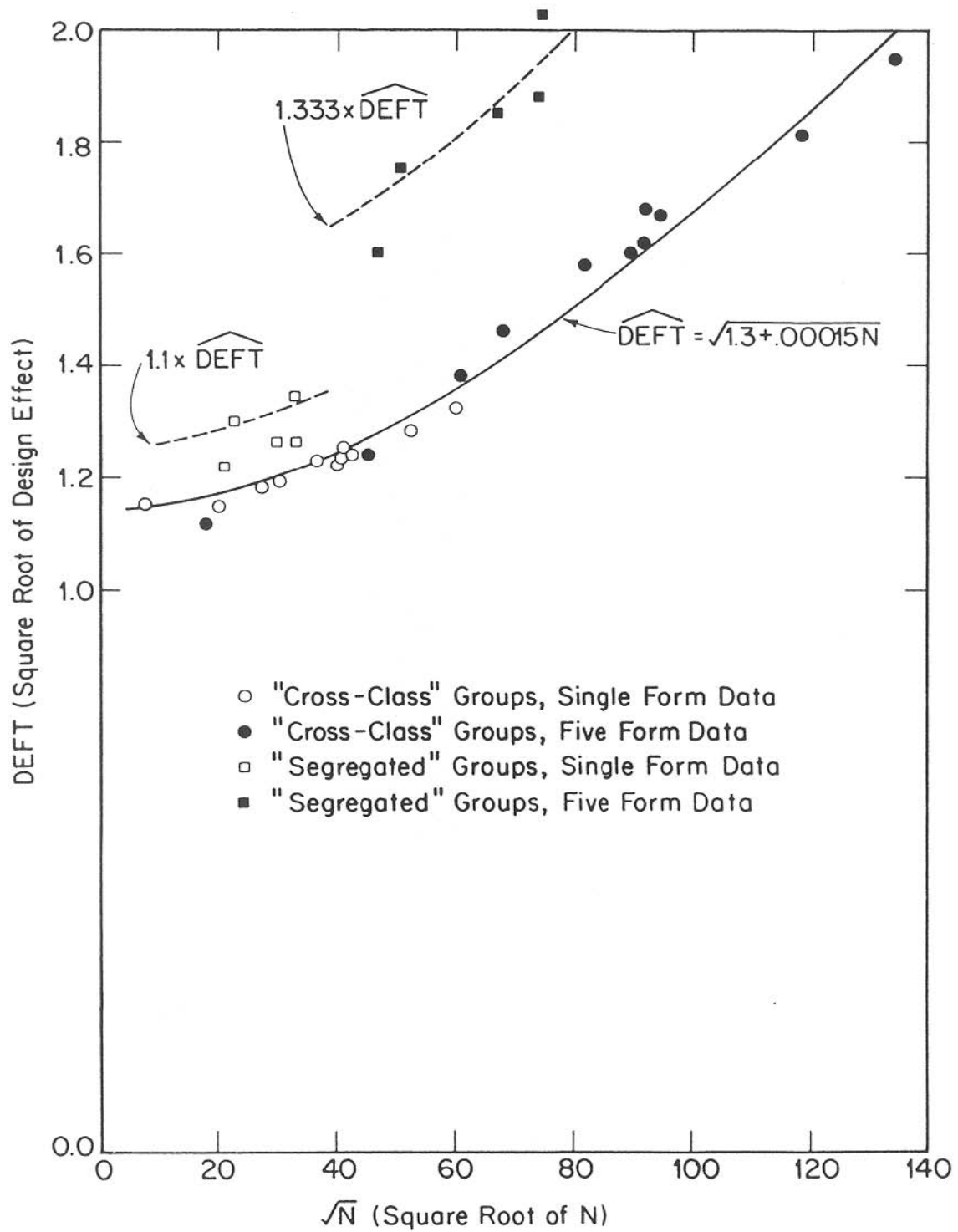
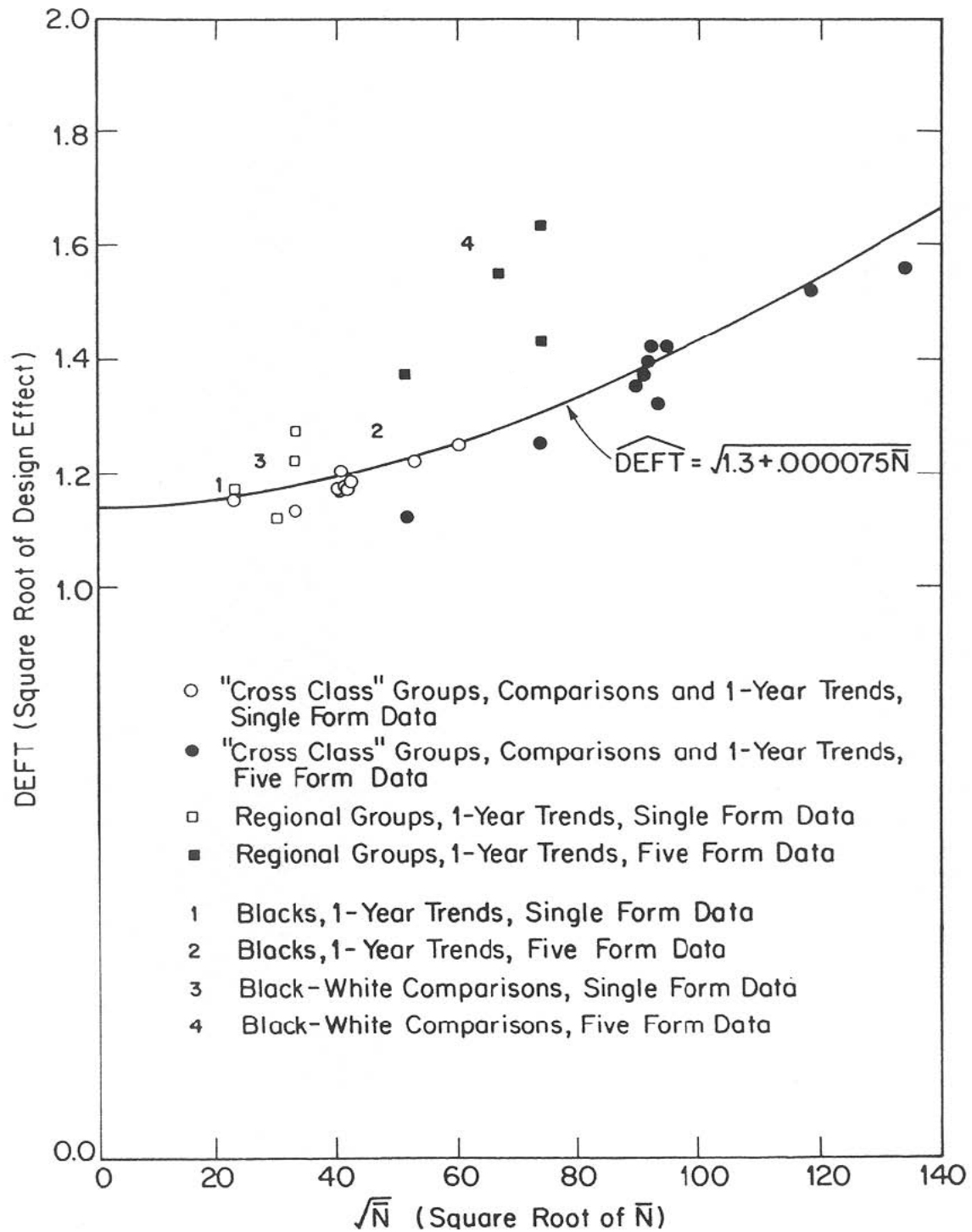


Figure B-2
Design Effects for Differences between Percentages



higher values. The adjustment factors for trends involving five forms over two or more years are shown in Table A-2.

Use of Weighted Numbers of Cases in Entering Confidence Interval Tables. We should mention in passing that the recommendations for using the tables in Appendix A indicated that *weighted N* values should be used. The computer program that generated our design effect statistics makes use of weights in calculating percentages and actual sampling variances. But in computing the DEFF ratio, defined as the actual sampling variance divided by the expected sampling variance from a simple random sample with the same number of elements, the program makes use of the *unweighted* numbers of cases to determine "the same number of elements." Since the mean weights used in the 1975, 1976, and 1977 data tables are slightly lower than 1.0, this means that when entering the tables in Appendix A with weighted data from those years, one is being very slightly "conservative" (slightly reduced risk of a Type 1 error; slightly increased risk of a Type 2 error). It is important to realize that if one took the trouble to make corrections for this "conservatism," the correction would rarely be as great as multiplying the Table A-1 and Table A-2 entries by a factor of about 0.95; and, in the large majority of cases, the correction would involve multiplying by a factor of about 0.98. We find such discrepancies to be trivially small, particularly when compared with what Kish et al. (1976, p. 12) describe as the "heroic simplifications" required in some of the steps leading to general purpose tables of design effects and confidence intervals.

Before the 1978 data tables were produced, we had come to realize the advantages in having weighted values that averaged 1.0; accordingly, beginning with the 1978 data, the weighted *N* values in the tables do approximate the actual numbers of cases quite closely. But it was impractical to redo the 1975 through 1977 data tables to incorporate this refinement. Another alternative would have been to employ slightly different versions of Tables A-1 and A-2, containing slightly different confidence intervals for each of those three years; however, we felt that such an approach could introduce confusion when cross-year comparisons were made. Thus, we opted for the solution that seems to us to be most simple and manageable, even though it involves the slight degree of "conservatism" noted above. For readers

who find this solution undesirable, we have included Table B-1, which presents weighted and unweighted *N*s for the various subgroups for each year. Table B-1 contains *N*s for all five forms (except for 1975, which shows *N*s for Forms 2 through 5). Thus, readers who wish to avoid the slight "conservatism" (and also to be more precise for subgroups in 1978 and later whose average weight is not exactly 1.0) may determine the unweighted *N*s. Some correction for missing data should be made in this case; this can be accomplished by calculating the percentage of missing data (using the weighted *N*s from the data table and the weighted *N* from Table B-1) and adjusting the unweighted *N* accordingly. These adjusted unweighted *N*s can then be used in Appendix A.

Further Applications of These Design Effects and Sampling Errors

One of the reasons for providing the above review of the factors influencing design effects and confidence intervals, and the procedures used in computing our confidence interval tables, is to provide sufficient background and data to permit the interested reader to go beyond the material provided in Appendix A. In this section we consider two specific extensions, the calculation of levels of "statistical significance" higher than 95 percent and the computation of means and their confidence intervals.

Calculating Confidence Intervals for Higher Levels of Statistical Significance. The entries contained in Tables A-1 and A-2 provide the 95 percent confidence level (also referred to as the .05 level of significance). These entries were computed by multiplying the standard error (square root of sample variance) by a factor of 1.96. The 99 percent confidence interval (.01 level of significance) uses a factor of 2.58 standard errors, and the 99.9 percent confidence interval (.001 level of significance) uses a factor of 3.29 standard errors. To convert the entries in Tables A-1 and A-2 to these higher levels, it is necessary only to multiply the entries by the appropriate constant shown below (keeping in mind that any other adjustments required in the tables must also be applied):

Confidence Interval	Significance Level	Multiply Entries by the Following
99.0%	.01	2.58/1.96 = 1.32
99.9%	.001	3.29/1.96 = 1.68

Table B-1
Sample Sizes (Unweighted and Weighted) in Subgroups by Year

		Number of Cases																	
		Class of 1975*		Class of 1976		Class of 1977		Class of 1978		Class of 1979		Class of 1980		Class of 1981		Class of 1982		Class of 1983	
		Unwtd.	Wtd.	Unwtd.	Wtd.	Unwtd.	Wtd.	Unwtd.	Wtd.	Unwtd.	Wtd.	Unwtd.	Wtd.	Unwtd.	Wtd.	Unwtd.	Wtd.	Unwtd.	Wtd.
Total Sample		12,627	12,108	16,678	15,138	18,436	15,830	18,924	18,916	16,662	16,662	16,524	16,524	18,267	18,267	18,348	18,348	16,947	16,947
Sex:																			
Male		5,799	5,571	7,999	7,241	8,449	7,358	8,603	8,779	7,889	7,778	7,935	7,744	8,775	8,725	8,979	8,828	8,106	8,074
Female		6,371	6,100	7,924	7,257	9,188	7,850	9,416	9,266	8,139	8,232	7,874	8,078	8,752	8,865	8,610	8,788	8,160	8,227
Race:																			
White		**	**	12,933	11,796	13,818	12,240	14,663	14,847	13,432	13,299	12,894	12,846	13,625	13,985	13,753	13,887	12,697	12,806
Black		**	**	1,806	1,716	2,500	1,938	2,205	2,096	1,617	1,742	1,939	2,098	2,495	2,265	2,203	2,080	2,191	2,067
Region:																			
Northeast		3,014	2,695	4,034	3,570	4,760	3,959	4,841	4,607	3,926	4,016	4,281	3,877	4,269	4,290	4,719	4,741	4,130	4,056
Midwest		3,951	3,832	5,098	4,687	5,697	4,758	5,576	5,411	5,385	4,874	4,340	4,873	5,069	5,484	5,223	5,383	4,245	4,784
South		3,366	3,857	4,177	4,597	4,908	4,820	5,566	6,292	4,713	5,055	4,667	5,049	5,513	5,600	5,191	5,551	5,522	5,434
West		2,296	1,724	3,369	2,284	3,071	2,294	2,941	2,605	2,638	2,717	3,236	2,726	3,416	2,893	3,215	2,672	3,050	2,673
College Plans:																			
Complete 4 years		**	**	7,963	6,994	8,933	7,407	9,264	8,844	8,571	8,203	9,191	8,658	10,256	9,878	9,851	9,360	9,342	9,062
None or under 4 years		**	**	7,179	6,877	7,764	7,048	7,857	8,413	6,715	7,063	5,995	6,578	6,486	7,008	6,971	7,507	6,214	6,555
Illicit Drug Use:																			
None		4,329	4,400	6,532	6,091	6,672	5,878	6,400	6,595	5,426	5,654	5,322	5,591	5,954	6,148	6,157	6,328	6,001	6,082
Marijuana only		2,044	1,894	3,950	3,457	4,955	4,050	5,354	5,214	4,756	4,610	4,480	4,357	4,313	4,179	4,127	4,040	3,657	3,599
Few pills		1,163	1,113	1,942	1,736	2,173	1,813	2,329	2,304	2,171	2,168	2,150	2,104	2,297	2,306	2,449	2,439	2,308	2,315
More pills		2,157	1,989	3,427	2,987	3,857	3,266	3,906	3,885	3,622	3,543	3,873	3,760	4,972	4,925	4,896	4,839	4,333	4,306
Any heroin		231	216	319	268	321	280	289	302	193	186	186	180	183	189	212	210	210	206

NOTE: The sample sizes for questions on a single form are approximately one-fifth of the Ns given above for 1975-88 and one-sixth of the Ns given above for 1989 and later.

*The number of cases shown for 1975 is based on Forms 2 through 5 only, because the data from Form 1 are intentionally not included in tabulations based on drug and demographic items that appeared in all forms.

***Missing data problems were severe for race and college plans in 1975; accordingly, these data have been excluded from all tables in the 1975 report.

Table B-1 (cont.)
Sample Sizes (Unweighted and Weighted) in Subgroups by Year

	Number of Cases																	
	Class of 1993		Class of 1994		Class of 1995		Class of 1996		Class of 1997		Class of 1998		Class of 1999		Class of 2000		Class of 2001	
	Unwtd.	Wtd.	Unwtd.	Wtd.	Unwtd.	Wtd.	Unwtd.	Wtd.	Unwtd.	Wtd.	Unwtd.	Wtd.	Unwtd.	Wtd.	Unwtd.	Wtd.	Unwtd.	Wtd.
Total Sample	16,763	16,763	15,929	15,929	15,876	15,876	14,823	14,823	15,963	15,963	15,780	15,780	14,056	14,056	13,286	13,286	13,304	13,304
Sex:																		
Male	7,484	7,708	7,015	7,095	7,211	7,293	6,687	6,806	7,215	7,269	7,105	7,286	6,410	6,485	5,901	5,991	5,911	5,962
Female	8,459	8,310	8,104	8,075	7,935	7,891	7,334	7,261	7,781	7,793	7,798	7,618	6,901	6,804	6,477	6,492	6,499	6,543
Race:																		
White	10,985	11,274	10,473	10,786	10,744	11,012	9,133	9,890	9,434	10,210	9,781	10,280	9,180	9,499	8,123	8,447	7,780	8,187
Black	2,249	2,045	1,789	1,761	1,771	1,693	2,221	1,719	2,420	2,001	1,947	1,885	1,793	1,692	2,027	1,707	1,815	1,567
Region:																		
Northeast	3,278	2,848	3,073	2,807	3,358	2,881	4,032	3,122	3,940	3,405	3,358	2,952	3,012	2,572	3,052	2,616	3,314	2,591
Midwest	4,667	4,717	4,002	4,124	3,476	4,380	3,132	3,878	3,639	4,249	3,535	3,948	3,352	3,668	3,359	3,252	2,751	3,753
South	4,937	5,902	5,166	5,861	6,069	5,593	5,146	5,345	5,704	5,469	5,682	5,928	5,108	5,108	4,665	4,687	4,540	4,300
West	3,881	3,296	3,688	3,138	2,973	3,022	2,513	2,479	2,680	2,839	3,205	2,952	2,584	2,708	2,210	2,732	2,699	2,659
College Plans:																		
Complete 4 years	11,832	11,731	11,460	11,226	11,605	11,396	10,740	10,954	11,347	11,226	11,499	11,260	10,550	10,344	9,753	9,471	9,775	9,678
None or under 4 years	3,491	3,780	3,221	3,542	3,043	3,351	2,825	2,746	3,094	3,342	2,891	3,157	2,570	2,848	2,212	2,654	2,319	2,563
Illicit Drug Use:																		
None	9,272	9,373	8,260	8,395	7,890	7,996	6,996	7,101	7,121	7,054	7,008	7,024	6,196	6,206	5,965	5,917	5,988	5,941
Marijuana only	2,834	2,720	3,001	2,863	3,329	3,255	3,402	3,254	3,868	3,835	3,865	3,818	3,555	3,483	3,284	3,210	3,204	3,195
Few pills	1,776	1,829	1,734	1,762	1,731	1,756	1,564	1,654	1,711	1,708	1,693	1,710	1,461	1,467	1,277	1,348	1,369	1,420
More pills	2,252	2,281	2,248	2,259	2,273	2,247	2,142	2,149	2,420	2,532	2,419	2,443	2,189	2,252	1,964	2,056	2,073	2,121
Any heroin	185	187	188	185	259	250	264	263	315	320	299	301	282	283	287	316	224	236

NOTE: The sample sizes for questions on a single form are approximately one-fifth of the Ns given above for 1975-88 and one-sixth of the Ns given above for 1989 and later.

Computing Means and Their Confidence Intervals. Many of the questionnaire items included in this volume have ordinal response scales (e.g., agree, mostly agree, neither, mostly disagree, disagree), and it is often the case that a survey analyst will be willing to treat such scales as if they involved equal intervals. In such cases, means and standard deviations are more "efficient" in their use of information than are dichotomies that yield a single percentage or a pair of percentages (e.g., those who respond "agree" or "mostly agree" vs. all others). It is a relatively straightforward matter to compute means and standard deviations for the total sample or any of the subgroups treated in this volume. The problem, then, is to be able to specify confidence intervals for the means or for the differences between pairs of means. In the case of simple random samples, one needs only the means, standard deviations (or variances), and numbers of cases in order to compute confidence intervals. But in complex samples such as the present one, it is also necessary to take account of design effects. If an estimate of design effect is available, one of the simplest procedures to follow is to divide the actual numbers of cases by the design effect (thereby "depreciating" the actual number to its equivalent value in simple random sample terms) and then employ the standard statistical procedures that have been developed for application to simple random samples. Thus, for example, if the design effect (DEFF) for a sample of 18,000 were 4, then one could divide the 18,000 by 4 and the result, 4,500, could be entered as the value of "*N*" in statistical tables and formulas designed for use with simple random samples. To take another example, if one were comparing means based on two subgroups, each involving about 9,000 cases, and if the DEFF (for both subgroups) was 2, then one could compute the significance of the difference between the two means as if the *N* for each group were 4,500 (i.e., 9,000 divided by 2).

In short, the strategy involves dividing the actual number of cases by the appropriate DEFF in order to get a "simple random sampling equivalent *N*" or, more simply, an "effective *N*" for use in statistical procedures designed for random samples.

Design Effects for Use in Computing "Effective *N*s." In order to employ the strategy outlined

above, one must have estimates of design effects that are judged to be appropriate for one's purposes. In the case of means based on the percentages reported in this volume, we are confident (based on personal communications with Kish) that it is appropriate to use the same DEFF values as were used in developing Tables A-1 and A-2. For other, more complex statistics, we cannot make the same assertion, although it is generally the case that design effects for such statistics are not larger than those for means and percentages (Frankel, 1971; Kish and Frankel, 1970).

In Table B-2 we provide guidelines for computing DEFF values for single percentages (or means) and for differences between two percentages (or means). For reasons discussed elsewhere in this appendix, we must provide for different (and somewhat higher) DEFFs for "segregated" subgroups (regional subgroups and sometimes also blacks) and for trends over two or more years (in contrast to one-year trends). And in all instances, of course, the DEFF values are very much influenced by the average size of sampling clusters, which is always dependent on the number of cases (*N*). Accordingly, all of the design effect formulas in Table B-2 require computations that take account of *N*. (It should also be noted that the formulas in Table B-2 correspond exactly to the values of design effects and adjustment factors used in Tables A-1 and A-2 in Appendix A.)

A Concluding Note. In their very useful paper dealing with sampling errors for fertility surveys, Kish et al. (1976) commented that some of the methods they used "emerged after several false starts." They went on to say that the volume and diversity of the data they were dealing with "presented new challenges and opportunities." And they added, "Our methods are subject to further developments and modifications, and we invite participation and suggestions" (p. 10). Our own attempts to apply the methods of Kish and his colleagues to the data reported in this volume have been challenged by the diversity of the data, have involved several false starts, and, we hope, are subject to further developments and modifications. We invite readers to offer their suggestions, and we also encourage readers to inquire about further work that we and/or others may carry out during the coming months and years.

Table B-2
Guidelines for Computing Design Effects (DEFFs) for
Percentages and Means Derived from Monitoring the Future Samples

Definitions	
DEFF (design effect) = $\frac{\text{estimated sampling variance}}{\text{expected sampling variance from simple random sample with same number of elements}}$	
N = number of respondents on whom a single percentage or mean is based	
$\bar{N} = 2N_1N_2/(N_1 + N_2)$, for use in comparisons of two percentages or means, based on two groups of sizes N_1 and N_2	
Design Effect Formulas	
1. For single percentages or means involving . . .	
a. Regional subgroups or blacks	
DEFF for single-form data	$(1.3 + 0.00015N)(1.21)$
DEFF for five-form data	$(1.3 + 0.00015N)(1.78)$
b. All other subgroups or total sample	
DEFF for single-form or five-form data	$1.3 + 0.00015N$
2. For comparisons between . . .	
a. Any two regions	
DEFF for single-form data	$(1.3 + 0.000075 \bar{N})(1.32)$
DEFF for five-form data	$(1.3 + 0.000075 \bar{N})(2.25)$
b. Blacks and whites	
DEFF for single-form data	$1.3 + 0.000075 \bar{N}$
DEFF for five-form data	$(1.3 + 0.000075 \bar{N})(1.56)$
c. Genders, college plans groups, or any two "drug use" subgroups	
DEFF for single-form or five-form data	$1.3 + 0.000075 \bar{N}$
3. For one-year trends involving . . .	
a. Any region	
DEFF for single-form data	$1.3 + 0.000075 \bar{N}$
DEFF for five-form data	$(1.3 + 0.000075 \bar{N})(1.56)$
b. All other subgroups or total sample	
DEFF for single-form or five-form data	$1.3 + 0.000075 \bar{N}$
4. For trends over two or more years involving . . .	
a. Any region	
DEFF for single-form data	$1.3 + 0.000075 \bar{N}$
DEFF for five-form data	$(1.3 + 0.000075 \bar{N})(1.82)$
b. All other subgroups or total sample	
DEFF for single-form data	$1.3 + 0.000075 \bar{N}$
DEFF for five-form data	$(1.3 + 0.000075 \bar{N})(1.32)$

Appendix C

Questionnaire Covers, Instructions, and Sample Page



This questionnaire is part of a nationwide study of high school seniors, conducted each year by the University of Michigan's Institute for Social Research. The questions ask your opinions about a number of things—the way things are now and the way you think they ought to be in the future. In a sense, many of your answers on this questionnaire will count as "votes" on a wide range of important issues.

If this study is to be helpful, it is important that you answer each question as thoughtfully and frankly as possible. All your answers will be kept strictly confidential, and will never be seen by anyone who knows you. A special grant of confidentiality from the U.S. government guarantees our ability to keep all data completely confidential.

This study is completely voluntary. If there is any question that you or your parents would find objectionable for any reason, just leave it blank.

In a few months, we would like to mail each of you a summary of the nationwide results from this study. Also, in about a year we would like to mail another questionnaire to some of you, asking about how your plans have worked out and what's happening in your lives.

In order to include you in these mailings, we ask for your name and address on a special form at the end of this questionnaire. This form is to be torn out and handed in separately. Once the address form and the questionnaire have been separated, there is no way they can be matched again, except by using a special computer file at the University of Michigan. The only purpose for that file is to match a follow-up questionnaire with this one.

Other seniors have said that these questionnaires are very interesting and that they enjoy filling them out. We hope you will too. Be sure to read the instructions on the other side of this cover page before you begin to answer. Thank you very much for being an important part of this project.

2009-12

INSTITUTE FOR SOCIAL RESEARCH/THE UNIVERSITY OF MICHIGAN/ANN ARBOR, MICHIGAN

INSTRUCTIONS

1. This is not a test, so there are no right or wrong answers; we would like you to work fairly quickly, so that you can finish.
2. All of the questions should be answered by marking one of the answer spaces. If you don't always find an answer that fits exactly, use the one that comes closest. If any question does not apply to you, or you are not sure of what it means, just leave it blank.
3. Your answers will be read automatically by a machine called an optical mark reader. Please follow these instructions carefully:

- Use only the black lead pencil you have been given.
- Make heavy black marks inside the circles.
- Erase cleanly any answer you wish to change.
- Make no other markings or comments on the answer pages, since they interfere with the automatic reading. (If you want to add a comment about any question, please use the space provided below.)

These kinds of markings
will work:



These kinds of markings
will NOT work:



(THIS SPACE FOR WRITTEN COMMENTS)

WHY YOUR NAME AND ADDRESS?

As we told you earlier, we'd like to send you a summary of the nationwide results of the present study, and in about a year we want to mail a similar questionnaire to some of you. In order to include you in these mailings, we would like to have an address where information will be sure to reach you during the coming year.

HOW IS CONFIDENTIALITY PROTECTED?

- The information on this page will be used ONLY for mailing, and will always be kept separate from your answers. A special Grant of Confidentiality from the U.S. government protects all information gathered in this research project.
- The questionnaire and address cards will be collected separately, sealed immediately in separate envelopes, and sent to two different cities for processing.
- Once a questionnaire and address card have been separated, there is no way they can be matched, except by using a special computer file at the University of Michigan. That file contains the two DIFFERENT numbers that appear on the back of this address card and on the back of the questionnaire. These numbers will be used ONLY to match a follow-up questionnaire with this one.

Before filling out this address card, please separate it from the rest of the questionnaire by FOLDING ALONG THE PERFORATED LINE AND TEARING CAREFULLY.

Please **PRINT** your name and mailing address.

_____		_____	_____
FIRST NAME	INITIAL	LAST NAME	
STREET/ P.O. BOX _____			
NUMBER	STREET or P.O. BOX		(APT#)
CITY _____			
STATE _____			ZIP _____
PHONE NUMBER(S) (_____) — _____			
	AREA		
(_____) — _____			
	AREA		

THANK YOU AGAIN FOR YOUR HELP

PART A

*** BEFORE BEGINNING BE SURE YOU HAVE READ THE INSTRUCTIONS ON THE COVER.**

1. Taking all things together, how would you say things are these days—would you say you're very happy, pretty happy, or not too happy these days?

- ③ Very happy
- ② Pretty happy
- ① Not too happy

2. How much do you agree or disagree with each of the following statements? (Mark one circle for each line.)

- | | Disagree | Mostly Disagree | Neither | Mostly Agree | Agree |
|--|----------|-----------------|---------|--------------|-------|
| a. The nation needs much more long-range planning and coordination to be prepared for the future | ① | ② | ③ | ④ | ⑤ |
| b. I enjoy the fast pace and changes of today's world | ① | ② | ③ | ④ | ⑤ |
| c. Things change too quickly in today's world | ① | ② | ③ | ④ | ⑤ |
| d. I think the times ahead for me will be tougher and less fun than things are now | ① | ② | ③ | ④ | ⑤ |

3. Of all the time you spend with other people, about how much is spent with people over 30?

- ① Very little
- ② Some
- ③ About half
- ④ Most
- ⑤ Nearly all

4. Would you like to spend more time, or less time, with people over 30 if you could?

- ① Much less time
- ② Somewhat less time
- ③ About the same as now
- ④ Somewhat more time
- ⑤ Much more time

5. Would you like to spend more time, or less time, working with or helping younger children?

- ① Much less time
- ② Somewhat less time
- ③ About the same as now
- ④ Somewhat more time
- ⑤ Much more time

6. The next questions ask how satisfied or dissatisfied you are with several aspects of your life. For each question, mark the circle that shows best how you feel. If you are neutral about something, or are just as satisfied as you are dissatisfied, mark the middle answer. (Mark one circle for each line.)

How satisfied are you with...

- | | Completely Satisfied | Neutral | Completely Dissatisfied |
|---|----------------------|---------|-------------------------|
| a. Your job? (If you have no job, leave blank) | ⑦ ⑥ ⑤ ④ ③ ② ① | | |
| b. The neighborhood where you live? | ⑦ ⑥ ⑤ ④ ③ ② ① | | |
| c. Your personal safety in your neighborhood, on your job, and in your school—safety from being attacked and injured in some way? | ⑦ ⑥ ⑤ ④ ③ ② ① | | |
| d. The safety of things you own from being stolen or destroyed in your neighborhood, on your job, and in your school? | ⑦ ⑥ ⑤ ④ ③ ② ① | | |
| e. Your educational experiences? ... | ⑦ ⑥ ⑤ ④ ③ ② ① | | |
| f. Your friends and other people you spend time with? | ⑦ ⑥ ⑤ ④ ③ ② ① | | |
| g. The way you get along with your parents? | ⑦ ⑥ ⑤ ④ ③ ② ① | | |
| h. Yourself? | ⑦ ⑥ ⑤ ④ ③ ② ① | | |
| i. Your standard of living—the things you have like housing, car, furniture, recreation, and the like? | ⑦ ⑥ ⑤ ④ ③ ② ① | | |
| j. The amount of time you have for doing things you want to do? | ⑦ ⑥ ⑤ ④ ③ ② ① | | |
| k. The way you spend your leisure time—recreation, relaxation, and so on? | ⑦ ⑥ ⑤ ④ ③ ② ① | | |
| l. Your life as a whole these days? | ⑦ ⑥ ⑤ ④ ③ ② ① | | |
| m. The way our national government is operating? | ⑦ ⑥ ⑤ ④ ③ ② ① | | |
| n. The amount of fun you are having? | ⑦ ⑥ ⑤ ④ ③ ② ① | | |

References

- Adelson, J. (1970, January 18). What generation gap? *New York Times Magazine*, pp. 1-11.
- Adelson, J. (1979, February). Adolescence and the generation gap. *Psychology Today*, pp. 33-37.
- Bachman, J. G., & Johnston, L. D. (1978). *The Monitoring the Future project design and procedures* (Occasional Paper No. 1). Ann Arbor: Institute for Social Research, The University of Michigan.
- Bachman, J. G., Johnston, L. D., O'Malley, P. M., & Schulenberg, J. E. (2006). *The Monitoring the Future project after 32 years: Design and procedures* (Occasional Paper No. 64). Ann Arbor: Institute for Social Research, The University of Michigan.
- Bachman, J. G., & O'Malley, P. M. (1981). When four months equal a year: Inconsistencies in students' reports of drug use. *Public Opinion Quarterly*, 45, 536-48.
- Bachman, J. G., & O'Malley, P. M. (1984). Yea-saying, nay-saying, and going to extremes: Are black-white differences in survey results due to response styles? *Public Opinion Quarterly*, 48, 409-27.
- Bachman, J. G., O'Malley, P. M., & Johnston, J. (1978). *Youth in transition: Vol. 6. Adolescence to adulthood – a study of change and stability in the lives of young men*. Ann Arbor: Institute for Social Research, The University of Michigan.
- Bachman, J. G., Wallace, J. M., Jr., O'Malley, P. M., Johnston, L. D., Kurth, C. L., & Neighbors, H. W. (1991). Racial/ethnic differences in smoking, drinking, and illicit drug use among American high school seniors, 1976-1989. *American Journal of Public Health*, 81, 372-77.
- Frankel, M. R. (1971). *Inference from survey samples: An empirical investigation*. Ann Arbor: Institute for Social Research, The University of Michigan.
- Hays, W. L. (1973). *Statistics for the social sciences* (2nd ed.). New York: Holt, Rinehart, & Winston.
- Johnston, L. D. (1973). *Drugs and American youth*. Ann Arbor: Institute for Social Research, The University of Michigan.
- Johnston, L. D., Bachman, J. G., & O'Malley, P. M. (1977). *Drug use among American high school students, 1975-1977*. Washington, D.C.: National Institute on Drug Abuse.
- Johnston, L. D., Bachman, J. G., & O'Malley, P. M. (1979). *Drugs and the class of 1978: Behaviors, attitudes, and recent national trends..* Washington, D.C.: National Institute on Drug Abuse.
- Johnston, L. D., Bachman, J. G., & O'Malley, P. M. (1982). *Student drug use in America, 1975-1981*. Washington, D.C.: National Institute on Drug Abuse.
- Johnston, L. D., O'Malley, P. M., & Bachman, J. G. (1984). *Drugs and American high school students, 1975-1983*. Washington, D.C.: National Institute on Drug Abuse.
- Johnston, L. D., O'Malley, P. M., Bachman, J. G., & Schulenberg, J. E. (2011a). *Demographic subgroup trends for various licit and illicit drugs, 1975-2010* (Occasional Paper No. 74). Ann Arbor: Institute for Social Research, The University of Michigan. Available at: <http://www.monitoringthefuture.org/pubs/occpapers/mtf-occ74.pdf>
- Johnston, L. D., O'Malley, P. M., Bachman, J. G., & Schulenberg, J. E. (2011b). *Monitoring the Future national survey results on drug use, 1975-2010. Volume 1: Secondary school students*. Ann Arbor: Institute for Social Research, The University of Michigan. Available at: http://www.monitoringthefuture.org/pubs/monographs/mtf-vol1_2010.pdf
- Johnston, L. D., O'Malley, P. M., Schulenberg, J. E., & Bachman, J. G. (2006). *The aims and objectives of the Monitoring the Future study and progress toward fulfilling them as of 2006* (Occasional Paper No. 65). Ann Arbor: Institute for Social Research, The University of Michigan.
- Kish, L. (1965). *Survey sampling*. New York: John Wiley & Sons.

- Kish, L., & Frankel, M. R. (1970). Balanced repeated replication for standard errors. *Journal of the American Statistical Association*, 65, 1071-94.
- Kish, L., Groves, R. M., & Krotki, K. P. (1976). *Sampling errors for fertility surveys* (Occasional Papers Series No. 17). Voorburg, The Netherlands: International Statistical Institute.
- U.S. Bureau of the Census. (Various years). *Current population reports* (Series P-20, Educational Attainment in the United States). Washington, D.C.: U.S. Government Printing Office.
- Wallace, J. M., Jr., Bachman, J. G., O'Malley, P. M., Johnston, L. D., Schulenberg, J. E., & Cooper, S. M. (2002). Tobacco, alcohol, and illicit drug use: Racial and ethnic differences among U.S. high school seniors, 1976-2000. *Public Health Reports*, 117 (Supplement 1), S67-S75.
- Wallace, J. M., Jr., Bachman, J. G., O'Malley, P. M., Schulenberg, J. E., Cooper, S. M., & Johnston, L. D., (2003). Gender and racial/ethnic differences in smoking, drinking, and illicit drug use among American secondary school students, 1976-2000. *Addiction*, 98, 225-34.
- Wallace, J. M., Jr., Forman, T. A., Guthrie, B. J., Bachman, J. G., O'Malley, P. M., & Johnston, L. D., (1999). The epidemiology of tobacco, alcohol, and other drug use among African American youth. *Journal of Studies on Alcohol*, 60(6), 800-9.

**Survey Research Center
Institute for Social Research
The University of Michigan**

**ISSN 0190-9185
ISBN 978-0-87944-000-8**